

UNLV


REBELS

REBELS

REBELS

2022 UNLV FOOTBALL MEDIA GUIDE

2022 UNLV FOOTBALL MEDIA GUIDE



RECORD BOOK

ATTENDANCE OVERALL

Season Attendance:	437,125	2004 (11 games)
	394,345	2010 (13)
	380,223	2003 (12)
	377,779	1996 (12)
	369,153	2002 (12)
	357,946	2000 (12)
Season Average:	39,739	2004 (11 games)
	31,685	2003 (12)
	31,482	1996 (12)
	30,763	2002 (12)
	30,334	2010 (13)
Single-Game:	108,683	at Michigan, 2015
	108,625	at Tennessee, 2004
	106,212	at Tennessee, 1996
	106,187	at Ohio State, 2017
	82,071	at Wisconsin, 2004

HOME

Season Home:	175,684	2007 (6 games)
	159,645	1979 (7-game record)
	122,513	2001 (5-game record)
Season Home Average:	29,281	2007 (6 games)
	27,582	2002 (6)
	25,805	2003 (6)
	24,799	1981 (6)
	24,503	2001 (5-game record)
Single-Game Home:	42,074	Wisconsin, 2002

AWAY

Season Away:	327,773	2004 (6 games)
	270,673	2010 (7-game record)
	259,036	1996 (6)
	254,455	2000 (7)
	207,069	2008 (5-game record)
Season Away Average:	54,629	2004 (6 games)
	41,414	2008 (5-game record)
	38,668	2010 (7-game record)
Single-Game Away:	108,683	at Michigan, 2015

MISCELLANEOUS

ALL-TIME RECORD

Overall:	256-356-4 (.419), 54 seasons
Division I (since 1978):	184-309-3 (.374), 44 seasons
College/Division II (pre-1978):	71-36-1 (.662), 10 seasons
Home:	174-152-3 (.533)
Road:	81-201-1 (.288)
Neutral:	1-3 (.250)
Allegiant Stadium (2020-SA):	1-8 (.111), 2 seasons
Sam Boyd Stadium (1971-2019):	157-139-3 (.530), 49 seasons
Butcher Memorial (1970-71):	6-2 (.750), 2 seasons
Cashman Field (1968-69):	10-3 (.769), 2 seasons
Mountain West:	48-125 (.277), 1999-SA
Western Athletic Conference:	3-21 (.125), 1996-98
Big West Conference (PCAA):	45-46-1 (.495), 1982-95
Postseason Record:	4-3
	Heart of Dallas Bowl (2014): 0-1
	Las Vegas Bowl (1994, 2000): 2-0
	California Bowl (1984): 1-0
	NCAA Division II Playoffs: 1-2
Season Openers:	24-30 (.444)
Home Openers:	32-22 (.593)
When Opening at Home:	19-10 (.655)
When Opening on Road:	5-20 (.200)
Conference Openers:	13-27 (.325)
Home:	9-10 (.474)
Away:	4-17 (.190)
Homecoming Games:	26-27 (.491)
Overtime Games:	6-11 (.353)



1968 REBELS — First team in school history

OVERALL RECORD

Best:	12-1 (.923), 1974
Worst:	0-11 (.000), 1998

WINS

Most:	12, 1974 (1 loss)
Fewest:	0, 2020 (6 losses), 1998 (11 losses)

LOSSES

Most:	11, (4 times), last time: 2014 (13 G)
Fewest:	1, 1979, 1974, 1968

HOME WINS

Most:	10, 1974
Fewest:	0, 2020, 1999, 1998

HOME LOSSES

Most:	6, 1972
Fewest:	0, 2000, 1979, 1977, 1974

ROAD WINS

Most:	5, 1984
Fewest:	0 (11 times), last time: 2020

ROAD LOSSES

Most:	7, 2014, 2011, 2010
Fewest:	0, 1968

CONFERENCE WINS

Most:	7, 1984
Fewest:	0, 2020, 1998

CONFERENCE LOSSES

Most:	8, 1998
Fewest:	0, 1984

CONFERENCE HOME WINS

Most:	3, 2000, 1989, 1987, 1985, 1984
Fewest:	0, 2020, 2004, 1999, 1998, 1993

CONFERENCE HOME LOSSES

Most:	4, 2004, 2003, 1999, 1998
Fewest:	0, 2000, 1994, 1987, 1984

CONFERENCE AWAY WINS

Most:	4, 1984
Fewest:	0 (13 times), last time: 2020

CONFERENCE AWAY LOSSES

Most:	5, 2006, 2005, 1998, 1997, 1996
Fewest:	0, 1984

MOST CONSECUTIVE

Wins:	12, 1974
	8, 1975-76, 1968
	7, 1984, 1979, 1978
Losses:	16, 1997-98
	14, 2020-21
	12, 1995-96
	10, 2006
Ties:	2, 1979
Home Wins:	17, 1973-75
	17, 1975-77
	11, 1978-79
Home Losses:	12, 1997-99
	7, 2020-21, 1995-96
	6, 2003-04
Conference Home Wins:	4, 1994-95
	4, 1985-86
	3 (6 times), last time: 2009-10
Conference Home Losses:	10, 1997-99
	7, 2003-04
	6, 2005-06
	5, (4 times), last time: 2020-21
Road Wins:	5, 1984 (includes bowl game)
	4, 1983-84
	4, 1968-69
Road Losses:	26, 1994-98
	23, 2009-13
	15, 2004-06
Conference Away Wins:	6, 1983-84
	4, 1993-94
Conference Away Losses:	20, 2004-09
	16, 1994-98
	14, 2009-12
Games Without Being Shut Out:	124, 10/15/11-SA
	65, 9/9/89-9/2/95
	63, 11/4/72-9/23/78
	60, 10/22/83-11/12/88

BIGGEST COMEBACK VICTORIES

Deficit Situation	Opponent	Date	Final	
23	Trailed 23-0 in 2nd qtr.	UNR	Nov. 24, 2018	34-29
21	Trailed 21-0 in 2nd qtr.	Central Michigan	Sept. 14, 2013	31-21
21	Trailed 35-14 in 2nd qtr.	Nebraska-Omaha	Oct. 16, 1976	63-42
19	Trailed 28-9 in 3rd qtr.	Tennessee State	Nov. 9, 1979	36-28
17	Trailed 24-7 in 3rd qtr.	San Diego State	Nov. 28, 2009	28-24
17	Trailed 41-24 in 3rd qtr.	at BYU	Oct. 10, 1981	45-41
14	Trailed 14-0 in 1st qtr.	at New Mexico	Sept. 28, 2013	56-42
14	Trailed 24-10 in 3rd qtr.	at Wyoming	Nov. 29, 2003	35-24
14	Trailed 21-7 in 2nd qtr.	at San Diego State	Nov. 25, 2000	31-24
14	Trailed 14-0 in 2nd qtr.	North Texas State	Nov. 1, 1986	27-26
14	Trailed 14-0 in 1st qtr.	Utah	Oct. 20, 1979	43-41
14	Trailed 14-0 in 1st qtr.	Northern Colorado	Oct. 6, 1979	35-31
14	Trailed 21-7 in 2nd qtr.	UNR	Nov. 20, 1976	49-33

(ALL REGULAR-SEASON ONLY UNLESS NOTED)

RUSHING

MOST RUSHING ATTEMPTS

Game: 68 vs. Wyoming, 1978
68 vs. Nevada, Reno, 1968
66 vs. Arkansas State, 1995
65 vs. New Mexico State, 1991
65 at Nevada, Reno, 1977

Season: 632, 1979
596, 1973
586, 1978
578, 1974
547, 2000

FEWEST RUSHING ATTEMPTS

Game: 16 at San Jose State, 1996
16 at Akron, 1976
17 vs. Idaho, 1994
17 vs. BYU, 1982
18 vs. San Diego State, 1981

Season: 224, 2020 (6-game season)
343, 1994
347, 2006
353, 1993
359, 1996

MOST RUSHING YARDS

Game: 523 at Santa Clara, 1973
517 vs. Idaho State, 2015
439 at Wyoming, 2001
439 vs. Hawaii, 1981
417 at New Mexico, 1980
414 vs. UTEP, 2018

Season: 3,334, 1974
3,180, 1973
3,007, 1979
2,898, 2016
2,882, 2017

FEWEST RUSHING YARDS

Game: (-21) vs. Idaho, 1994
(-10) at San Jose State, 1996
(-6) vs. Air Force, 1998
2 vs. BYU, 2005
2 at Air Force, 2005
5 at TCU, 2005
8 vs. Iowa State, 1999
8 at Akron, 1976

Season: 868, 2020 (6-game season)
930, 1996
979, 1971
1,059, 1994
1,072, 1982

HIGHEST AVERAGE RUSHING YARDS

Per Carry: 5.8, 1974
5.6, 2016
5.5, 2017
5.3, 1973
5.2, 2002

Per Game: 303.1, 1974
289.1, 1973
250.6, 1979
241.5, 2016
241.3, 1978

LOWEST AVERAGE RUSHING YARDS

Per Carry: 2.6, 1996
2.6, 1971
2.9, 1982
3.0, 2010, 1972

Per Game: 77.5, 1996
89.5, 2006
96.3, 1994
97.5, 1982
97.9, 1971

MOST RUSHING TOUCHDOWNS

Game: 7 vs. Southern Utah, 2019
7 vs. Prairie View A&M, 1974
6 vs. Idaho State, 2015
6 at Air Force, 2013
6 vs. Portland State, 1986
6 vs. New Mexico, 1981
6 at New Mexico, 1980

Season: 38, 1974
34, 1975
32, 1973
29, 2017
28, (3 times), last time: 2016

FEWEST RUSHING TOUCHDOWNS

Season: 6, 1999
7, 2020 (6-game season)
8, 1998
8, 1992

PASSING

MOST PASSING ATTEMPTS

Game: 79 vs. Idaho, 1994 (48 comp.)
61 at San Jose State, 1996 (33 comp.)
57 at BYU, 1981 (31 comp.)
56 vs. Hawaii, 2013 (34 comp.)
56 at San Diego State, 1997 (31 comp.)

Season: 530, 1996 (287 comp.)
498, 2014 (268 comp.)
492, 1981 (284 comp.)
483, 2013 (299 comp.)
476, 1994 (232 comp.)

FEWEST PASSING ATTEMPTS

Game: 11 vs. Cal State Fullerton, 1983 (9 comp.)
11 vs. Cal State Fullerton, 1980 (5 comp.)
11 at Nevada, Reno, 1969
12 at TCU, 2011 (4 comp.)
12 vs. Nevada, Reno, 1974 (2 comp.)
12 vs. Nevada, Reno, 1970

Season: 104, 1973 (41 comp.)
129, 1974 (53 comp.)
198, 1969 (85 comp.)
196, 2020 (115 comp.) (6-game season)
210, 1968 (114 comp.)

MOST PASSING COMPLETIONS

Game: 48 vs. Idaho, 1994 (79 att.)
36 at Minnesota, 2013 (51 att.)
34 vs. Hawaii, 2013 (56 att.)
33 vs. Washington State, 2012 (50 att.)
33 at San Jose State, 1996 (61 att.)
33 at Idaho, 1977 (55 att.)

Season: 299, 2013 (483 att.)
287, 1996 (530 att.)
284, 1981 (492 att.)
268, 2014 (498 att.)
250, 2012 (468 att.)

FEWEST PASSING COMPLETIONS

Game: 1 at Nevada, Reno, 2011 (14 att.)
2 at San Diego State, 2016 (13 att.)
2 vs. Nevada, Reno, 1974 (12 att.)
4 at Arkansas, 2001 (16 att.)
4 at Baylor, 1988 (22 att.)
4 vs. BYU at Yokohama, Japan, 1978 (15 att.)

Season: 41, 1973 (104 att.)
53, 1974 (129 att.)
85, 1969 (198 att.)
101, 2001 (233 att.)
108, 1991 (228 att.)
108, 1978 (256 att.)

MOST PASSING YARDS

Game: 635 vs. Idaho, 1994
561 at Idaho, 1977
503 vs. San Diego State, 1996
486 vs. Wyoming, 1996
479 at Texas-El Paso, 1981

Season: 4,230, 1981
3,685, 1996
3,357, 2014
3,140, 1997
3,105, 2013

FEWEST PASSING YARDS

Game: 8 at Nevada, Reno, 2011
9 at San Diego State, 2016
21 at BYU, 1998
23 at Arkansas State, 2018
39 at Baylor, 1988

Season: 677, 1973
937, 1974
1,115, 2020 (6-game season)
1,255, 1969
1,350, 1987



1974 REBELS — School-record 12 wins

HIGHEST AVERAGE PASSING YARDS

Per Attempt: 9.1, 1975
Per Completion: 17.7, 1974
Per Game: 352.5, 1981

LOWEST AVERAGE PASSING YARDS

Per Attempt: 4.8, 1987
Per Completion: 9.1, 2011
Per Game: 85.2, 1974

HIGHEST COMPLETION PERCENTAGE

Game: .864 (19-22) vs. Utah State, 2008
 .846 (11-13) vs. Jackson State, 2016
 .842 (16-19) at North Texas, 1999
 .833 (25-30) vs. Central Michigan, 2013
 .833 (15-18) at Air Force, 2013
Season: .620 (207-334), 1984
 .619 (299-483), 2013
 .595 (248-417), 2009
 .594 (189-318), 1983
 .587 (115-196), 2020 (6-game season)

LOWEST COMPLETION PERCENTAGE

Game: .071 (1-14) at Nevada, Reno, 2011
 .154 (2-13) at San Diego State, 2016
 .167 (2-12) vs. Nevada, Reno, 1974
 .182 (4-22) at Baylor, 1988
 .238 (5-21) at Arkansas State, 2018
Season: .394 (41-104), 1973
 .411 (53-129), 1974
 .420 (119-283), 1987
 .422 (108-256), 1978
 .429 (85-198), 1969

MOST TOUCHDOWNS PASSING

Game: 6 vs. Texas-El Paso, 1980
 5 vs. San Diego State, 2013
 5 vs. New Mexico, 2006
 5 vs. San Jose State, 1997
 5 vs. Idaho, 1994
 5 vs. Cal Tech, 1968
Season: 31, 1980
 27, 2013
 26, 1996
 25, 1979
 24, 2018, 1984

FEWEST TOUCHDOWNS PASSING

Season: 6, 2020 (6-game season)
 6, 1988
 6, 1973
 6, 1972
 9, 1985
 9, 1978

MOST PASSES HAD INTERCEPTED

Game: 6 vs. Louisiana-Lafayette, 1993
 6 vs. Louisiana-Lafayette, 1987
 5 (5 times), last time: vs. Hawaii, 1996
Season: 27, 1993
 24, 1997
 23, 1987
 22, 2014, 1994, 1981

FEWEST PASSES HAD INTERCEPTED

Season: 4, 2020 (6-game season)
 6, 2008
 6, 1999
 7, 1990
 9 (3 times), last time: 2017

TOTAL OFFENSE

MOST TOTAL PLAYS

Season: 990, 2013
 964, 2014
 957, 1979
 920, 2012
 892, 2018

FEWEST TOTAL PLAYS

Season: 420, 2020 (6-game season)
 626, 1968
 659, 1971
 675, 1999
 695, 1998

MOST TOTAL OFFENSIVE YARDS

Game: 671 at Idaho, 1977
 653 vs. Wyoming, 2016
 651 vs. New Mexico, 1981
 644 vs. Wyoming, 2002
 632 vs. Texas-El Paso, 1980
Season: 5,895, 1981
 5,665, 1979
 5,348, 2013
 5,125, 2017
 5,036, 2014

FEWEST TOTAL OFFENSIVE YARDS

Game: 50 at Baylor, 1988
 98 at BYU, 1998
 106 vs. Iowa State, 1999
 110 at Nevada, Reno, 2011
 118 vs. BYU, 1999
 118 at Nevada, Reno, 1991
Season: 1,983, 2020 (6-game season)
 2,543, 1971
 2,808, 1998
 2,860, 1999
 3,028, 1972

HIGHEST AVERAGE PER GAME

Season: 491.3, 1981
 472.1, 1979
 453.7, 1977
 446.2, 1980
 427.1, 2017

LOWEST AVERAGE PER GAME

Season: 254.3, 1971
 255.3, 1998
 260.0, 1999
 273.7, 2011
 274.2, 2010

FIRST DOWNS

MOST FIRST DOWNS

Game: 38 vs. Hawaii, 2013
 35 vs. Texas-El Paso, 1980
 34 vs. Idaho, 1994
 34 at Hawaii, 1979
 33 at Pacific, 1990
Season: 307, 2013
 289, 1979
 283, 1981
 267, 2014
 266, 1996

FEWEST FIRST DOWNS

Game: 2 at Baylor, 1988
 4 vs. San Jose State, 1988
 4 vs. Cal State Fullerton, 1986
 5 at BYU, 1998
 6 (3 times), last time: at TCU, 2011
Season: 113, 2020 (6-game season)
 141, 1971
 149, 1998
 156, 1968
 157, 1988

MOST RUSHING FIRST DOWNS

Game: 21 vs. UTEP, 2018
 21 at Pacific, 1990
 20 vs. Utah State, 2017
 20 vs. Idaho State, 2015
 20 at Air Force, 2013
Season: 156, 1979
 147, 1974
 140, 2016
 140, 1984
 135, 2018, 1980

FEWEST RUSHING FIRST DOWNS BY UNLV

Game: 0 vs. Idaho, 1994
 0 at Baylor, 1988
 1 (7 times), last time: vs. San Diego State, 2021
Season: 54, 2020 (6-game season), 1971
 64, 2006
 65, 1994
 68, 1993
 70, 2021

MOST PASSING FIRST DOWNS BY UNLV

Game: 31 vs. Idaho, 1994
 23 vs. Wyoming, 1996
 23 at Idaho, 1977
 22 vs. Hawaii, 2013
 21 vs. Long Beach State, 1981
 21 at BYU, 1981
Season: 171, 1981
 161, 1996
 156, 2013
 148, 2014
 135, 1997

FEWEST PASSING FIRST DOWNS BY UNLV

Game: 0, at Nevada, Reno, 2011
 1 at San Diego State, 2016
 1 at TCU, 2009
 1 at BYU, 1998
 1 at Baylor, 1988
 1 vs. Nevada, Reno, 1974
Season: 32, 1973
 38, 1974
 46, 1969
 52, 1987
 53, 2020 (6-game season)

MOST FIRST DOWNS BY PENALTY

Game: 7 at Nevada, Reno, 2009
 7 at Wyoming, 1981
 6 vs. Washington State, 2012
 6 vs. Utah, 2005
 6 at Utah State, 2005
 6 vs. South Dakota, 1976
Season: 32, 1996
 29, 2009
 28, 2014
 28, 2012
 25, 2010, 1976



SCORING

MOST POINTS SCORED

Quarter: 35 vs. Idaho State, 2015 (1st)
(1st): 35 vs. Idaho State, 2015
(2nd): 31 vs. North Texas, 2000
(3rd): 30 vs. Santa Clara, 1974
(4th): 33 vs. Cal Tech, 1968
Half: 28 (3 times), last time: vs. UNR, 2004
 52 vs. Idaho State, 2015 (1st)
 42 vs. Jackson State, 2016 (1st)
 38 vs. UTEP, 2018 (1st)
 38 at New Mexico, 1980 (2nd)
 38 vs. Western Illinois, 1977 (1st)
Game: 80 vs. Idaho State, 2015
 72 at New Mexico, 1980
 69 vs. Wyoming, 2016
 69 vs. Cal Tech, 1968
 63 (4 times), last time: vs. Jackson State, 2016
Overtime: 17 vs. Wyoming, 2016 (3OTs)
Season: 444, 1974
 389, 2013
 384, 1980
 379, 2016
 370, 1979

FEWEST POINTS SCORED

Game: 0 at Nevada, Reno, 2011
 0 at TCU, 2009
 0 vs. San Diego State, 2003
 0 vs. BYU, 1999
 0 vs. Iowa State, 1999
 0 vs. Utah State, 1995
 0 vs. Rice, 1995
 0 vs. Houston, 1989
 0 vs. San Jose State, 1988
 0 vs. Hawaii, 1983
 0 vs. BYU, 1982
 0 at New Mexico, 1978
 0 at Weber State, 1972
 0 vs. Missouri Southern, 1972
 0 vs. Cal Lutheran, 1969
Season: 104, 2020 (6-game season)
 149, 1972
 156, 1998
 160, 1999
 176, 1988

MOST AVERAGE POINTS

Per Game: 34.9, 1980
 34.2, 1974
 31.6, 2016
 31.3, 1970
 30.8, 1979

FEWEST AVERAGE POINTS

Per Game: 13.5, 1972
 14.2, 1998
 14.5, 1999
 16.0, 1988
 17.3, 2020, 2011

MOST POINTS SCORED IN LOSING EFFORT

Regulation: 40 vs. Howard (43), 2017
 40 vs. New Mexico State (52), 1993
Overtime Game: 48 vs. San Jose State (55), 1997

FEWEST PTS. SCORED IN WINNING EFFORT

Game: 10 at Cal State Fullerton (6), 1985
 12 vs. Wyoming (10), 1978
 13 vs. Northern Colorado (12), 2014
 13 vs. San Diego State (10), 2005
 13 at Cal State Fullerton (0), 1983

MOST TOUCHDOWNS

Game: 11 vs. Idaho State, 2015
 10 vs. New Mexico, 1980
 10 vs. Cal Tech, 1968
 9 (4 times), last time: vs. Jackson State, 2016
Season: 55, 1974
 52, 2013
 52, 1980
 51, 1979
 50, 1976

FEWEST TOUCHDOWNS

Season: 13, 2020 (6-game season)
 19, 1992
 20, 1988
 21, 1998
 23, 1999, 1985

MOST FIELD GOALS MADE

Game: 4 (9 times) last time: vs. EWU, 2021
Season: 22, 2017
 21, 1994
 20, 2003
 17, 2015
 17, 2007
 17, 1984

FEWEST FIELD GOALS MADE

Season: 0, 1969

MOST TWO-POINT CONVERSIONS

Game: 3 vs. Cal Tech, 1968
Season: 4, 2006, 2000, 1993, 1970, 1968

FEWEST TWO-POINT CONVERSIONS

Season: 0, (18 times), last time: 2020

MOST SAFETIES

Game: 2 vs. Texas-El Paso, 1980
Season: 3, 1969

FEWEST SAFETIES

Season: 0, last time: 2021

PENALTIES

MOST PENALTIES BY UNLV

Game: 22 vs. Wyoming, 2004
 19 vs. Utah State, 1985
 18 vs. BYU (at Yokohama, Japan), 1978
 17 vs. Utah State, 1983
 17 vs. BYU, 1980
Season: 138, 1984
 130, 1980
 118, 1978
 115, 1981
 114, 1974

FEWEST PENALTIES BY UNLV

Game: 0 at San Diego State, 2016
 0 vs. Western Illinois, 2013
 1 (9 times), last time: at New Mexico, 2017
Season: 40, 2020 (6-game season)
 45, 2013
 54, 2021
 56, 2017
 57, 2015

MOST YARDS PENALIZED BY UNLV

Game: 185 at Colorado State, 1980
 167 vs. Wyoming, 2004
 160 vs. BYU, 1980
 156 vs. Cal Tech, 1968
 155 vs. BYU (at Yokohama, Japan), 1978
Season: 1,273, 1980
 1,134, 1984
 1,068, 1978
 1,057, 1981
 962, 1983

FEWEST YARDS PENALIZED BY UNLV

Game: 0 at San Diego State, 2016
 0 vs. Western Illinois, 2013
 5 (4 times) last time: at New Mexico, 2017
Season: 339, 2020 (6-game season)
 406, 2013
 455, 2021
 497, 2017
 516, 2008

MOST PENALTIES BY OPPONENT

Game: 20 vs. Cal State Fullerton, 1982
 17 at Fresno State, 1985
 16 at San Diego State, 1982
 16 at Utah, 1980
 15 (3 times), last time: at Nevada, Reno, 2009
Season: 114, 1982
 109, 1981
 105, 1994
 104, 1983
 101, 1996

FEWEST PENALTIES BY OPPONENT

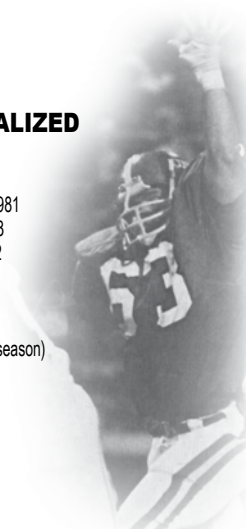
Game: 0 at TCU, 2011
 0 at Fresno State, 1981
 1 (9 times), last time: vs. Nevada, Reno, 2016
Season: 33, 1968
 40, 2020 (6-game season)
 48, 1999
 52, (3 times), last time: 2016

MOST YARDS PENALIZED BY OPPONENT

Game: 169 at Nevada, Reno, 2009
 146 vs. Montana, 1976
 144 vs. San Jose State, 1996
 136 at Utah State, 2005
 136 vs. Utah State, 1995
 136 vs. Washington State, 1991
Season: 964, 1996
 929, 1982
 889, 1972
 873, 1970
 859, 2009

FEWEST YARDS PENALIZED BY OPPONENT

Game: 0 at TCU, 2011
 0 at Fresno State, 1981
 5 at Minnesota, 2013
 5 vs. Air Force, 2002
 5 vs. Hawaii, 1992
 5 at Pacific, 1988
Season: 302, 1968
 312, 2020 (6-game season)
 435, 1998
 437, 1999
 457, 2016





TEAM RECORDS - DEFENSE

MOST TOTAL OFFENSIVE YARDS ALLOWED

Game: 794 at Nevada, Reno, 1993
733 at Nevada, Reno, 2009
721 vs. New Mexico State, 1997
707 vs. Idaho, 1994
705 vs. Boise State, 2015

Season: 6,675, 2014
6,516, 1996
5,879, 1995
5,856, 2010
5,788, 2012

FEWEST TOTAL OFFENSIVE YARDS ALLOWED

Game: 80 at San Francisco, 1968
114 at Arkansas, 2001
131 at Cal State Fullerton, 1983
140 vs. San Diego State, 2005
160 vs. San Diego State, 2001
161 at Long Beach State, 1986

Season: 1,741, 1968
2,733, 1973
2,893, 2020 (6-game season)
2,905, 1971
2,973, 1969

HIGHEST AVG TOTAL OFFENSIVE YARDS ALLOWED

Per Play: 7.4, 1996
7.3, 1995
7.2, 2020 (6-game season)
6.7, 2010
6.6, 2014, 2009

Per Game: 543.0, 1996
534.5, 1995
513.5, 2014
482.2, 2020 (6-game season)
458.7, 2017

LOWEST AVG TOTAL OFFENSIVE YARDS ALLOWED

Per Play: 3.0, 1968
3.9, 1973
4.0, 1974
4.2, 1978
4.5, 1986, 1972, 1970

Per Game: 193.4, 1968
248.5, 1978
290.5, 1971
297.3, 1969
304.0, 1978

MOST RUSHING YARDS ALLOWED

Game: 586 at Iowa State, 1995
559 at Nevada, Reno, 2009
551 at Central Michigan, 1994
511 At Air Force, 2021
497 at New Mexico, 2013

Season: 3,820, 2014
3,228, 1996
3,059, 1995
2,895, 2010
2,872, 2017

FEWEST RUSHING YARDS ALLOWED

Game: -9 at Azusa Pacific, 1968
-7 at Idaho State, 1970
6 vs. Hawaii, 2011
8 at Long Beach State, 1986
12 at San Diego State, 1980

Season: 711, 1968
1,279, 1969
1,447, 1973
1,528, 1974
1,530, 2020 (6-game season)

FEWEST AVERAGE RUSHING YARDS ALLOWED

Per Carry: 2.1, 1968
Per Game: 79.0, 1968

MOST PASSING YARDS ALLOWED

Game: 588 at Nevada, Reno, 1993
552 at Nevada, Reno, 1995
493 vs. Houston, 1989
477 vs. Hawaii, 2009
474 at Ohio State, 2017

Season: 3,288, 1996
3,211, 2018
3,157, 1993
3,096, 2012
3,074, 2019

FEWEST PASSING YARDS ALLOWED

Game: 0 at Air Force, 2021
0 at New Mexico, 2017
0 vs. Louisiana-Lafayette, 1985
5 vs. New Mexico, 2014
18 vs. Iowa State, 1999
19 vs. Louisiana-Monroe, 1973
20 vs. New Mexico, 2002

Season: 1,030, 1968
1,168, 1971
1,286, 1973
1,363, 2020 (6-game season)
1,454, 1978

FEWEST AVERAGE PASSING YARDS ALLOWED

Per Attempt: 4.4, 1968
Per Completion: 9.9, 1968
Per Game: 114.4, 1968

MOST INTERCEPTIONS MADE

Game: 6 vs. Santa Clara, 1974
5 vs. Idaho State, 1984
5 vs. Utah State, 1983
5 at San Jose State, 1981
5 vs. Pacific, 1992
4, (multiple), last time: vs. San Jose State, 2019

Season: 23, 1974
21, 1978
21, 1970
20, 1975
19, 1980, 1971

FEWEST INTERCEPTIONS MADE

Season: 2, 2020 (6-game season)
5, 2016
5, 2009
5, 2005
6, 2004
6, 1996
6, 1989

MOST SACKS BY

Game: 13 vs. New Mexico State, 1985

Season: 54, 1980
52, 1979
44, 1984
40, 1985
39, 1994

MOST FIRST DOWNS ALLOWED

Game: 38 at Nevada, Reno, 1995
38 vs. New Mexico State, 1995
37 vs. Central Michigan, 1993
35 vs. Northern Illinois, 2014
35 at Louisiana Tech, 2012

Season: 325, 1996
313, 2014
296, 2012
296, 1995
291, 2010

FEWEST FIRST DOWNS ALLOWED

Game: 5 at Arkansas, 2001
6 at Cal State Fullerton, 1983
7 vs. Pacific, 1983
7 vs. Nevada, Reno, 1974
8 vs. New Mexico, 2000
8 vs. Montana State, 1992

Season: 113, 1968
136, 2020 (6-game season)
146, 1969
156, 1971
158, 1973

MOST RUSHING FIRST DOWNS ALLOWED

Game: 26 at Air Force, 2021
25 at Air Force, 2017
25 at Air Force, 1999
24 at Air Force, 2009
24 at Central Michigan, 1994

Season: 178, 2014
157, 1996
155, 1981
153, 2010
149, 1992

FEWEST RUSHING FIRST DOWNS ALLOWED

Game: 0 at Arkansas, 2001
0 at San Diego State, 1974
1 at Long Beach State, 1986
2 (5 times), last time: at UNRI, 2021

Season: 53, 1968
60, 1969
74, 2020 (6-game season)
75, 1974
77, 1983

MOST PASSING FIRST DOWNS ALLOWED

Game: 31 at Nevada, Reno, 1995
22 at Fresno State, 2013
22 vs. Houston, 1989
21 (5 times), last time: at UNR, 2021

Season: 149, 1996
137, 2019
136, 1993
136, 2015
135, 2013
135, 1993

FEWEST PASSING FIRST DOWNS ALLOWED

Game: 0 at Air Force, 2021
0 vs. New Mexico, 2014
0 vs. Louisiana-Lafayette, 1985

Season: 47, 1971
51, 2020 (6-game season)
50, 1968
61, 1978
62, 1970, 1973

MOST FIRST DOWNS BY PENALTY ALLOWED

Game: 8 vs. Long Beach State, 1985
8 vs. Fresno State, 1984
7 vs. Wyoming, 2004
7 vs. Air Force, 1996
7 vs. Wichita State, 1984

Season: 36, 1984
30, 1986
30, 1980

INDIVIDUAL RUSHING



RUSHING ATTEMPTS

Game:	38, Charles Williams vs. Hawai'i, 2021 37, Ickey Woods vs. Long Beach State, 1987 37, Ickey Woods vs. Pacific, 1987 36, Tim Cornett at Air Force, 2013 36, Robert Gi at Louisiana Tech, 1993
Freshman:	28, James Wofford vs. San Jose State, 1997
Season:	274, Mike Thomas, 1973 264, Tim Cornett, 2013 259, Ickey Woods, 1987 254, Charles Williams, 2021 242, Tim Cornett, 2012
Freshman:	146, Armani Rogers (QB), 2017 144, Tim Cornett (RB), 2010
Career:	800, Charles Williams, 2016-21 769, Tim Cornett, 2010-13 631, Lexington Thomas, 2015-18 519, Dominique Dorsey, 2001-04 501, Kirk Jones, 1983-86

RUSHING YARDS (NET)


Game:	314, Mike Thomas at Santa Clara, 1973 266, Charles Williams vs. Hawai'i, 2021 266, Mike Thomas vs. Boise State, 1974 265, Ickey Woods vs. Pacific, 1987 245, Mike Thomas vs. Prairie View A&M, 1974 239, Raymond Strong vs. Weber State, 1977 236, Mike Thomas vs. Wisconsin-Milwaukee, 1973 226, Joe Haro at Wyoming, 2001 222, Larry Croom at Colorado State, 2002 221, Charles Williams vs. Utah State, 2021 221, Henry Melton vs. New Mexico Highlands, 1974 221, Henry Melton vs. New Mexico Highlands, 1974
Freshman:	221, Henry Melton vs. New Mexico Highlands, 1974
Season:	1,741, Mike Thomas, 1973 1,658, Ickey Woods, 1987 1,408, Mike Thomas, 1974 1,360, Lexington Thomas, 2017 1,284, Tim Cornett, 2013 1,261, Charles Williams, 2021 1,261, Dominique Dorsey, 2004 1,257, Charles Williams, 2019 1,232, Tim Cornett, 2012 1,107, Joe Haro, 2001 1,067, Lexington Thomas, 2018 1,007, Kirk Jones, 1984 1,005, Jeremi Rudolph, 2000
Freshman:	780, Armani Rogers (QB), 2017 763, Charles Williams (RB), 2016
Career:	4,201, Charles Williams, 2016-21 3,733, Tim Cornett, 2010-13 3,551, Lexington Thomas, 2015-18 3,149, Mike Thomas, 1973-74 2,834, Dominique Dorsey, 2001-04 2,656, Kirk Jones, 1983-86 2,536, Michael Morton, 1978-81 2,013, Joe Haro, 1998-2002 1,932, Omar Love, 1992-1996 1,925, Ickey Woods, 1984-1987

RUSHING YARDS PER ATTEMPT

Game (min. 20 att.):	11.1, Larry Croom at Colorado State, 2002 10.5, Mike Thomas at Santa Clara, 1973 10.4, Raymond Strong vs. Weber State, 1977 10.3, Joe Haro at Wyoming, 2001 9.6, Darin Brightmon vs. Pacific, 1989 9.4, Mike Thomas vs. Wisconsin-Milwaukee, 1973
Season (min. 100 att.):	7.3, Raymond Strong, 1976 7.1, Leon Walker, 1978 7.0, Mike Thomas, 1974 6.5, Kirk Jones, 1984 6.4, Ickey Woods, 1987
Career (min. 150 att.):	6.6, Mike Thomas, 1973-74 6.5, Raymond Strong, 1976-77 6.4, Leon Walker, 1978-79 6.0, Lexington Thomas, 2015-18 6.0, Michael Morton, 1978-81



Ickey Woods



Kirk Jones

GAMES RUSHING FOR 100 YARDS OR MORE

Season:	9, Ickey Woods, 1987 9, Mike Thomas, 1973 8, Tim Cornett, 2012 8, Mike Thomas, 1974 6 (4 times), last time: Charles Williams, 2019 3, Lexington Thomas, 2015 3, Dionza Bradford, 2011 3, Omar Love, 1992
Freshman:	3, Lexington Thomas, 2015 3, Dionza Bradford, 2011 3, Omar Love, 1992
Career:	18, Lexington Thomas, 2015-18 17, Mike Thomas, 1973-74 15, Charles Williams, 2016-21 16, Tim Cornett, 2010-13 11, Dominique Dorsey, 2001-04 10, Kirk Jones, 1983-86

GAMES RUSHING FOR 200 YARDS OR MORE

Season:	3, Ickey Woods, 1987 3, Mike Thomas, 1973 2, Charles Williams, 2021 2, Mike Thomas, 1974 1, Henry Melton, 1974
Freshman:	1, Henry Melton, 1974
Career:	5, Mike Thomas, 1973-74 3, Ickey Woods, 1984-87 2, Charles Williams, 2016-21 2, Raymond Strong, 1976-77



Mike Thomas

RUSHING TOUCHDOWNS

Game:	4, Armani Rogers (QB) vs. PVAMU, 2018 4, Tim Cornett at Air Force, 2013 4, Mike Thomas vs. Prairie View A&M, 1974 4, Henry Melton vs. New Mexico Highlands, 1974 4, Mike Thomas vs. Wisconsin-Milwaukee, 1973 4, Henry Melton vs. New Mexico Highlands, 1974
Freshman:	4, Henry Melton vs. New Mexico Highlands, 1974
Season:	20, Mike Thomas, 1973 17, Lexington Thomas, 2017 17, Mike Thomas, 1974 15, Charles Williams, 2021 15, Tim Cornett, 2013 8, Armani Rogers (QB), 2017 40, Lexington Thomas, 2015-18 37, Mike Thomas, 1973-74 35, Tim Cornett, 2010-13 34, Charles Williams, 2016-21 25, Mack Gilchrist, 1968-71 24, Jason Thomas, 2000-2002 20, Glenn Carano, 1973-76 20, Michael Morton, 1978-81 18, Armani Rogers, 2017-19 18, Darall Moore, 1975-77
Freshman:	8, Armani Rogers (QB), 2017
Career:	40, Lexington Thomas, 2015-18 37, Mike Thomas, 1973-74 35, Tim Cornett, 2010-13 34, Charles Williams, 2016-21 25, Mack Gilchrist, 1968-71 24, Jason Thomas, 2000-2002 20, Glenn Carano, 1973-76 20, Michael Morton, 1978-81 18, Armani Rogers, 2017-19 18, Darall Moore, 1975-77



Lexington Thomas



Dominique Dorsey

*Bowl Game • Active Players In **Bold**




Randall Cunningham



Jon Denton



Larry Gentry



Glenn Carano

PASS ATTEMPTS

Game:	61, Jon Denton at San Jose State, 1996 57, Sam King at BYU, 1981 56, Caleb Herring vs. Hawaii, 2013 56, Jon Denton at San Diego State, 1997 55, Kenyon Oblad vs. Boise State, 2019 54, Jarrod Jackson vs. Utah, 2005 53, Jon Denton vs. San Diego State, 1996 53, Bob Stockham vs. New Mexico State, 1993 52, Jarrod Jackson vs. BYU, 2005 52, Sam King at Fresno State, 1981
Freshman:	61, Jon Denton at San Jose State, 1996
Season:	506, Jon Denton, 1996 433, Sam King, 1981 426, Nick Sherry, 2012 405, Caleb Herring, 2013 401, Blake Decker, 2014 381, Randall Cunningham, 1982 374, Jon Denton, 1997 373, Bob Stockham, 1993 359, Rocky Hinds, 2006 332, Randall Cunningham, 1984 506, Jon Denton, 1996
Freshman:	1,029, Randall Cunningham, 1982-84
Career:	968, Omar Clayton, 2007-10 880, Jon Denton, 1996-97 708, Caleb Herring, 2010-13 669, Jason Thomas, 2000-2002 644, Derek Stott, 1989-91 636, Glenn Carano, 1973-76 625, Sam King, 1979-81 610, Blake Decker, 2014-15 560, Kurt Nantkes, 2001-04

PASS COMPLETIONS

Game:	35, Nick Sherry at Minnesota, 2013 33, Nick Sherry vs. Washington State, 2012 34, Caleb Herring vs. Hawaii, 2013 33, Jon Denton at San Jose State, 1996 32, Jon Denton vs. Wyoming, 1996 31, Jarrod Jackson vs. BYU, 2005 31, Jon Denton at San Diego State, 1997 31, Sam King at BYU, 1981 30, (3 times), last time: Jason Davis vs. Idaho, 1994
Freshman:	33, Nick Sherry vs. Washington State, 2012 33, Jon Denton at San Jose State, 1996
Season:	277, Jon Denton, 1996 256, Caleb Herring, 2013 255, Sam King, 1981 231, Blake Decker, 2014 226, Nick Sherry, 2012 207, Randall Cunningham, 1984 200, Randall Cunningham, 1982 199, Jon Denton, 1997 196, Omar Clayton, 2009 194, Rocky Hinds, 2006 277, Jon Denton, 1996
Freshman:	596, Randall Cunningham, 1982-84
Career:	564, Omar Clayton, 2007-10 476, Jon Denton, 1996-97 421, Caleb Herring, 2010-13 360, Sam King, 1979-81 351, Blake Decker, 2014-15 337, Glenn Carano, 1973-76 335, Derek Stott, 1989-91 293, Steve Stallworth, 1983-86 282, Kurt Nantkes, 2001-04

COMPLETION PERCENTAGE

Game (15-20 att.):	.842 (16-19), Jason Vaughan at UNT, 1999
Game (min. 20 att.):	.857 (24-28), Caleb Herring vs. Central Michigan, 2013
Freshman:	.719 (23-32), Nick Sherry vs. Air Force, 2012

Season: (min. 80 att.):	.632 (256-405), Caleb Herring, 2013 .625 (55-88), Johnny Stanton, 2017 .624 (141-226), Cameron Friel, 2021 .624 (207-332), Randall Cunningham, 1984 .611 (58-95), Omar Clayton, 2007
Freshman:	.624 (141-226), Cameron Friel, 2021
Career: (min. 200 att.)	.595 (421-708), Caleb Herring, 2010-13 .583 (564-968), Omar Clayton, 2007-10 .579 (596-1,029), Randall Cunningham, 1982-84 .576 (360-625), Sam King, 1979-81 .575 (351-610), Blake Decker, 2014-15

PASSES HAD INTERCEPTED

Game:	6, Bob Stockham vs. Louisiana-Lafayette, 1993 6, Richard Williams at Louisiana-Lafayette, 1987 5, Derek Stott vs. Utah State, 1991 5, Larry Gentry at Utah, 1980 4, Bob Stockham at Utah State, 1992 4, John Price vs. Houston, 1989 4, Sam King at BYU, 1981 4, Glenn Carano vs. Cal Poly SLO, 1976
Freshman:	3, Cameron Friel at UNR, 2021 3, Nick Sherry vs. Minnesota & at Hawaii, 2012 3, Omar Clayton vs. Colorado State, 2007 3, Jon Denton vs. Wisconsin & at San Jose State, 1996
Season:	26, Bob Stockham, 1993 19, Sam King, 1981 18, Blake Decker, 2014 17, Nick Sherry, 2012 17, Jon Denton, 1997 17, Jared Brown, 1995
Freshman:	17, Nick Sherry, 2012
Career:	38, Glenn Carano, 1973-76 37, Bob Stockham, 1992-93 33, Jon Denton, 1996-97 30, Omar Clayton, 2007-10 30, Randall Cunningham, 1982-84

LOWEST INTERCEPTION PERCENTAGE

Season (min. 100 att.):	.0123 (5 in 405 att.), Caleb Herring, 2013 .0155 (4 in 258 att.), Omar Clayton, 2008 .0160 (2 in 125 att.), Mike Clausen, 2008 .0219 (3 in 137 att.), Chad Reed, 1998 .0231 (4 in 173 att.), Doug Robertson, 1978
Freshman:	.0160 (2 in 125 att.), Mike Clausen, 2008
Career: (min. 300 att.)	.0198 (14 in 708 att.), Caleb Herring, 2010-13 .0291 (30 in 1,029 att.), Randall Cunningham, 1982-84 .0310 (30 in 968 att.), Omar Clayton, 2007-10 .0312 (12 in 385 att.), Armani Rogers, 2017-19 .0320 (12 in 374 att.), Max Gilliam, 2018-20

PASSING YARDS

Game:	503, Jon Denton vs. San Diego State, 1996 486, Jon Denton vs. Wyoming, 1996 476, Sam King at Texas-El Paso, 1981 473, Sam King at BYU, 1981 473, Greg Van Ness at Idaho, 1977 439, Sam King at Hawaii, 1981 432, Jon Denton at San Jose State, 1996 425, Bob Stockham vs. Utah State, 1993 418, Bob Stockham vs. New Mexico State 1993 413, Randall Cunningham at Pacific, 1982 413, Randall Cunningham vs. Cal State Fullerton, 1982
Freshman:	503, Jon Denton vs. San Diego State, 1996
Season:	3,778, Sam King, 1981 3,591, Jon Denton, 1996 2,886, Blake Decker, 2014 2,847, Randall Cunningham, 1982 2,718, Caleb Herring, 2013 2,628, Randall Cunningham, 1984 2,586, Jon Denton, 1997 2,545, Randall Cunningham, 1983 2,544, Nick Sherry, 2012 2,490, Bob Stockham, 1993

INDIVIDUAL PASSING



Career: 8,020, Randall Cunningham, 1982-84
 6,560, Omar Clayton, 2007-10
 6,177, Jon Denton, 1996-97
 5,393, Sam King, 1979-81
 5,095, Glenn Carano, 1973-76
 4,997, Jason Thomas, 2000-02
 4,725, Derek Stott, 1988-91
 4,599, Blake Decker, 2014-15
 4,325, Caleb Herring, 2010-13
 3,789, Steve Stallworth, 1983-86

PASSING YARDS PER GAME

Season: 314.8, Sam King, 1981
Career: 243.0, Randall Cunningham, 1982-84

PASSING YARDS PER ATTEMPT

Game (15+ att.): 16.06, Carlton Kelley vs. Western Illinois, 1977
Game (25+ att.): 14.42, Sam King at Texas-El Paso, 1981
Season: 9.7, Jim Starkes, 1970
Career: 8.6, Sam King, 1979-81

PASSING YARDS PER COMPLETION

Game (10+ comp.): 24.8, Carlton Kelley vs. Western Illinois, 1977
Game (15+ comp.): 21.6, Glenn Carano vs. Nevada, Reno, 1976
Game (20+ comp.): 20.7, Sam King at Texas-El Paso, 1981
Season: 16.11, Jason Thomas, 2000
Career: 15.53, Larry Gentry, 1977-80

GAMES PASSING FOR 200 YARDS OR MORE

Season: 11, Sam King, 1981
 10, Randall Cunningham, 1982
 9, Jon Denton, 1996
 8, Jon Denton, 1997
 7 (5 times), last time: Blake Decker, 2014
Freshman: 9, Jon Denton, 1996
Career: 24, Randall Cunningham, 1982-84
 17, Jon Denton, 1996-97
 16, Omar Clayton, 2007-10
 13, Sam King, 1979-81
 11, Blake Decker, 2014-15

GAMES PASSING FOR 300 YARDS OR MORE

Season: 6, Sam King, 1981
 5, Jon Denton, 1996
 4, Jon Denton, 1997
 3, Randall Cunningham, 1983 & 1984
 3, Blake Decker, 2014
Freshman: 5, Jon Denton, 1996
Career: 9, Jon Denton, 1996-97
 7, Randall Cunningham, 1982-84
 7, Sam King, 1979-81
 5, Blake Decker, 2014-15
 4, Omar Clayton, 2007-10
 4, Glenn Carano, 1973-76

TOUCHDOWN PASSES

Game: 5, Caleb Herring vs. San Diego State, 2013
 5, Shane Steichen vs. New Mexico, 2006
 5, Jon Denton vs. San Jose State, 1997
 5, Larry Gentry vs. Texas-El Paso, 1980
 4 (16 times), last time: Max Gilliam at SJSU, 2018
Freshman: 4, Nick Sherry at LA Tech, 2012
 4, Jon Denton vs. SDSU & at SJSU, 1996
Season: 25, Jon Denton, 1996
 24, Caleb Herring, 2013
 24, Randall Cunningham, 1984
 22, Larry Gentry, 1980
 18, (5 times), last time: Kenyon Oblad, 2019
Freshman: 25, Jon Denton, 1996
Career: 59, Randall Cunningham, 1982-84
 48, Omar Clayton, 2007-10
 43, Jon Denton, 1996-97
 37, Glenn Carano, 1973-76
 36, Larry Gentry, 1977-80

TOTAL OFFENSE

TOTAL OFFENSIVE ATTEMPTS

Game: 75, Caleb Herring vs. Hawaii, 2013
 67, Jarrod Jackson vs. Utah, 2005
 67, Jon Denton at San Jose State, 1996
 65, Mike Clausen at Nevada, Reno, 2009
 65, Jon Denton at San Diego State, 1997
 67, Jon Denton at San Jose State, 1996
Freshman: 594, Jon Denton, 1996
Season: 548, Blake Decker, 2014
 532, Caleb Herring, 2013
 507, Sam King, 1981
 472, Randall Cunningham, 1983
Freshman: 594, Jon Denton, 1996
Career: 1,340, Randall Cunningham, 1982-84
 1,253, Omar Clayton, 2007-10
 1,038, Jason Thomas, 2000-02
 1,032, Jon Denton, 1996-97
 951, Caleb Herring, 2010-13

TOTAL OFFENSIVE YARDS

Game: 513, Jon Denton vs. San Diego State, 1996
 491, Jon Denton vs. Wyoming, 1996
 468, Sam King at BYU, 1981
 466, R. Cunningham vs. Cal State Fullerton, 1982
 457, Sam King at Texas-El Paso, 1981
Freshman: 513, Jon Denton vs. San Diego State, 1996
Season: 3,629, Jon Denton, 1996
 3,562, Sam King, 1981
 3,252, Blake Decker, 2014
 3,064, Caleb Herring, 2013
 2,908, Randall Cunningham, 1982
Freshman: 3,629, Jon Denton, 1996
Career: 8,224, Randall Cunningham, 1982-84
 7,334, Omar Clayton, 2007-10
 6,525, Jason Thomas, 2000-2002
 6,220, Jon Denton, 1996-97
 5,234, Glenn Carano, 1973-76

TOTAL OFFENSIVE YARDS PER ATTEMPT

Season: (min. 100 att.): 8.1, Jim Starkes, 1970
Career: (min. 2 yrs.): 6.7, Sam King, 1979-1981
 6.3, Johnny Stanton, 2016-17
 6.3, Blake Decker, 2014-15
 6.3, Jason Thomas, 2000-02

*Bowl Game • Active Players in **Bold**



Jason Thomas



Caleb Herring



UNLV played at both old Cashman Field (inset) from 1968-69 and Butcher Memorial Field (1970 & part of '71) until Sam Boyd Stadium opened in 1971.



Earvin Johnson



Phillip Payne



Casey Flair



Michael Morton

PASS RECEPTIONS

Game: 23, Randy Gatewood vs. Idaho, 1994
 13, Phillip Payne vs. Southern Utah, 2011
 12, Steve Jenkins vs. San Diego State, 2021
 12, Earvin Johnson at Colorado State, 2002
 12, Jeff Spek at Fresno State, 1981
 11, Devonte Boyd vs. New Mexico, 2014
 11, Marcus Sullivan vs. Hawaii, 2013
 11, Ryan Wolfe at New Mexico, 2009
 11, Ryan Wolfe at San Diego State, 2008
 11, Ryan Wolfe vs. Colorado State, 2007
 11, Nate Turner at San Diego State, 2000
 11, Todd Floyd at Nevada, Reno, 1997
 11, Damon Williams at Southern California, 1997
 11, Demond Thompkins at Hawaii, 1992
10, Kyle Williams at Hawaii, 2020
 10, Devonte Boyd vs. Wyoming, 2016
 10, Devonte Boyd vs. Boise State, 2015
 10, Devante Davis at New Mexico, 2013
 10, Phillip Payne at Nevada, Reno, 2009
 10, Ryan Wolfe at BYU, 2008
 10, Casey Flair vs. Wyoming, 2007
 10, Casey Flair vs. Air Force, 2007
 10, Ryan Wolfe at Air Force, 2007
 10, Greg Estandia vs. Utah, 2005
 10, Earvin Johnson at Nevada, Reno, 2003
 10, Damon Williams, at Fresno State, 1997
 10, Carlos Baker at San Jose State, 1996
 10, David White at Eastern Michigan, 1995
 10, Keenan McCardell vs. Utah State, 1990
 10, Michael McDade at San Jose State, 1983
 10, Darrall Hambrick vs. CS Fullerton, 1982
 10, Michael Morton at BYU, 1981
 11, Devonte Boyd vs. New Mexico, 2014

Freshman:

Season: 88, Ryan Wolfe, 2008
 88, Randy Gatewood, 1994
 87, Devante Davis, 2013
 79, Michael Morton, 1980
 74, Ryan Wolfe, 2009
 71, Carlos Baker, 1996
 68, Keenan McCardell, 1990
 68, Jim Sandusky, 1981
 67, Casey Flair, 2006
 66, Ryan Wolfe, 2007

Freshman:

Career: 65, Devonte Boyd, 2014
 283, Ryan Wolfe, 2006-09
 202, Casey Flair, 2005-08
 198, Devonte Boyd, 2014-17
 187, Damon Williams, 1995-98
 186, Devante Davis, 2011-14
 183, Earvin Johnson, 2001-04
 171, Phillip Payne, 2008-11
 161, Len Ware, 1996-99
 158, Carlos Baker, 1995-98
 156, Henry Bailey, 1991-94

PASS RECEPTIONS PER GAME

Season: 8.0, Randy Gatewood, 1994
 7.3, Ryan Wolfe, 2008
 6.7, Ryan Wolfe, 2009
5.8, Kyle Williams, 2020
Career: (min. 2 yrs.): 6.1, Randy Gatewood, 1993-94
 6.0, Ryan Wolfe, 2006-09
 4.8, Nate Turner, 1999-2000
 4.3, Casey Flair, 2005-08
 4.3, Demond Thompkins, 1991-93

PASS RECEPTION YARDS

Game: 363, Randy Gatewood vs. Idaho, 1994
 212, Demond Thompkins vs. Cal State Fullerton 1992
 206, Jeff Spek at Texas-El Paso, 1981
 201, Demond Thompkins at Hawaii, 1992
 200, Len Ware vs. San Diego State, 1996
 197, George Thomas vs. Cal State Fullerton, 1986
Freshman: 176, Ryan Wolfe vs. New Mexico, 2006

Season: 1,346, Jim Sandusky, 1981
 1,290, Devante Davis, 2013
 1,203, Randy Gatewood, 1994
 1,068, Demond Thompkins, 1993
 1,060, Darrall Hambrick, 1982
Freshman: 980, Devonte Boyd, 2014
Career: 3,495, Ryan Wolfe, 2006-09
 3,242, Devonte Boyd, 2014-17
 2,785, Devante Davis, 2011-14
 2,604, Earvin Johnson, 2001-04
 2,558, Damon Williams, 1995-98
 2,515, Henry Bailey, 1991-94
 2,396, Demond Thompkins, 1991-93
 2,380, Casey Flair, 2005-08
 2,295, Phillip Payne, 2008-11
 2,189, Keenan McCardell, 1987-90

PASS RECEPTION YARDS PER GAME

Season: 112.1, Jim Sandusky, 1981
 109.4, Randy Gatewood, 1994
Freshman: 75.9, Ryan Wolfe, 2006
Career: 87.2, Randy Gatewood, 1993-94
 76.4, Sam Greene, 1979-80

PASS RECEPTION YARDS PER CATCH

Game (min. 5): 35.20, Steve Jenkins (5-176) vs. San Diego State 2021
Season (min. 20): 23.76, George Thomas, 1986
Career (min. 40): 19.83, Sam Greene, 1978-80

GAMES WITH 100 OR MORE RECEIVING YARDS

Season: 8, Jim Sandusky, 1981
 5, (8 times), last time: Devonte Boyd, 2015
Freshman: 3, (3 times), last time: Devonte Boyd, 2014
 3, Carlos Baker, 1995
Career: 14, Devonte Boyd, 2014-17
 12, Ryan Wolfe, 2006-09
 11, Devante Davis, 2011-14
 8, (5 players tied)

GAMES WITH 200 OR MORE RECEIVING YARDS

Season: 2, Demond Thompkins, 1992
Career: 2, Demond Thompkins, 1991-93

TOUCHDOWN RECEPTIONS

Game: 4, Tyleek Collins at SJSU, 2018
 4, Devante Davis vs. San Diego State, 2013
 4, Henry Bailey vs. Idaho, 1994
 4, Nathaniel Hawkins vs. New Mexico Highlands, 1971
 3, (10 times), last time: Devonte Boyd vs. Jackson St, 2016
Freshman: 4, Tyleek Collins at SJSU, 2018
Season: 14, Devante Davis, 2013
 11, Sam Greene, 1980
 10, Nate Turner, 2000
 10, Henry Bailey, 1994
 9, Tony Gladney, 1984
 9, Reggie Farmer, 1983
 9, Sam Greene, 1979
 8, Earvin Johnson, 2004
 8, Len Ware, 1996
 8, Len Ware, 1996
Freshman: 26, Phillip Payne, 2008-11
Career: 24, Henry Bailey, 1991-94
 22, Devante Davis, 2011-14
 21, Sam Greene, 1979-80
 20, Nathaniel Hawkins, 1968-71
 18, Devonte Boyd, 2014-17
 18, George Thomas, 1984-87

*Bowl Game * Active Players In **Bold**

Carlos Baker



SCORING POINTS

Game: 26, Mike Thomas vs. Santa Clara, 1974
24 (10 times) last time: Tyleek Collins at SJSU, 2018

Freshman: 24, (2 times), last time: Tyleek Collins at SJSU, 2018

Season: 128, Mike Thomas, 1973
116, Mike Thomas, 1974
102, Lexington Thomas, 2017
90, Charles Williams, 2021
90, Tim Cornett, 2013

Freshman: 87, Nick Garritano (PK), 1994
60, Sergio Aguayo, 2004

Career: 258, Lexington Thomas, 2015-18
247, Nolan Kohorst, 2010-13
244, Mike Thomas, 1973-74
240, Nick Garritano, 1991-94
231, Dillon Pieffer, 2000-03

POINTS (KICKING ONLY)

Game: 16, Evan Pantels vs. Howard, 2017
15, Nolan Kohorst vs. Hawai'i, 2013
15, Dillon Pieffer vs. Hawaii, 2003
15, Nick Garritano vs. Cal State Fullerton, 1992
14, Daniel Gutierrez at Fresno State, 2017
14, Nicolai Bormand vs. Idaho State, 2015

Freshman: **14, Daniel Gutierrez at Fresno State, 2017**

Season: 87, Nick Garritano, 1994
86, Dillon Pieffer, 2003
81, Evan Pantels, 2016
79, Evan Pantels, 2017
79, Nicolai Bormand, 2015

Freshman: 60, Sergio Aguayo, 2004

Career: 247, Nolan Kohorst, 2010-13
240, Nick Garritano, 1991-94
231, Dillon Pieffer, 2000-03
227, Sergio Aguayo, 2004-07
219, Evan Pantels, 2016-18

TOUCHDOWNS

Game: 4, Tyleek Collins at SJSU, 2018
4, Armani Rogers vs. Prairie View A&M, 2018
4, Devante Davis vs. San Diego State, 2013
4, Tim Cornett at Air Force, 2013
4, Henry Bailey vs. Idaho, 1994
4, Kirk Jones vs. Tennessee Tech, 1985
4, Mike Thomas vs. Prairie View A&M, 1974
4, Mike Thomas vs. Santa Clara, 1974
4, Henry Melton vs. New Mexico Highlands, 1974
4, Mike Thomas vs. Wisconsin-Milwaukee, 1973
4, Nathaniel Hawkins vs. New Mexico Highlands, 1971

Freshman: 4, (2 times), last time: Tyleek Collins at SJSU, 2018

Season: 21, Mike Thomas, 1973
19, Mike Thomas, 1974
17, Lexington Thomas, 2017
15, Charles Williams, 2021
15, Tim Cornett, 2013

Freshman: 8, (3 times), last time: Armani Rogers (QB), 2017

Career: 43, Lexington Thomas, 2015-18
40, Mike Thomas, 1973-74
38, Tim Cornett, 2010-13
34, Charles Williams, 2016-21

KICKING FIELD GOALS

Game: 4 (4 att.), **Daniel Gutierrez vs. EWU, 2021**
4 (4 att.), **Daniel Gutierrez at Fresno State, 2017**
4 (6 att.), Evan Pantels vs. Howard, 2017
4 (4 att.), Nolan Kohorst vs. Hawai'i, 2013
4 (5 att.), Dillon Pieffer vs. Hawai'i, 2003
4 (4 att.), Nick Garritano vs. Central Michigan, 1993
4 (4 att.), Nick Garritano vs. Cal State Fullerton, 1992
4 (6 att.), Joey DiGiovanna vs. Fresno State, 1984
4 (7 att.), Jim Gaetano vs. Wyoming, 1978

Freshman: 4, (4 att.), **Daniel Gutierrez at Fresno State, 2017**

Season: 21 (26 att.), Nick Garritano, 1994
20 (25 att.), Dillon Pieffer, 2003
17 (22 att.), Evan Pantels, 2017
17 (22 att.), Sergio Aguayo, 2007
16 (18 att.), Daniel Gutierrez, 2021
16 (20 att.), Joey DiGiovanna, 1984

Freshman: 11 (15 att.), Sergio Aguayo, 2004

Career: 53 (73 att.), Nick Garritano, 1991-94
48 (69 att.), Sergio Aguayo, 2004-07
40 (57 att.), Dillon Pieffer, 2000-03
39 (58 att.), Nolan Kohorst, 2010-13
38 (53 att.), Jim Cook, 1986-88

Consecutive: 14, Jim Cook, 1987
13, Nick Garritano, 1994

FIELD GOAL PERCENTAGE

Season (min. 10 att.): .929 (13-14), Evan Pantels, 2016
.889 (16-18), Daniel Gutierrez, 2021
.882 (15-17), Jim Cook, 1987
.857 (12-14), Nolan Kohorst, 2012
.846 (11-13), Jim Cook, 1986

Freshman: .857 (6-7), Dillon Pieffer, 2000

Career (min. 20 att): **.822 (37-45), Daniel Gutierrez, 2017-SA**
.786 (53-73), Nick Garritano, 1991-94
.783 (36-46), Evan Pantels, 2016-18
.727 (16-22), Kyle Watson, 2008-09
.717 (38-53), Jim Cook, 1986-88

EXTRA POINTS (PATs)

Season: 50 (52 att.), Jim Thayer, 1974
47 (48 att.), Sonny LeJeune, 1976
45 (48 att.), Nolan Kohorst, 2013
43 (44 att.), Nicolai Bormand, 2015
42, (42 att.), Evan Pantels, 2016

Freshman: 29 (30 att.), Nolan Kohorst, 2010

Career: 130 (135 att.), Nolan Kohorst, 2010-13
111 (112 att.), Evan Pantels, 2016-18
111 (117 att.), Dillon Pieffer, 2000-03
103 (107 att.), Jim Thayer, 1972-74
92 (98 att.), Jim Gaetano, 1977-79
80, Evan Pantels, 2016-18
74, Kyle Watson, 2008-09
61, Nolan Kohorst, 2010-12
45, Dillon Pieffer, 2001-02
45, Jim Cook, 1986-88

EXTRA POINT PERCENTAGE

Season (min. 10 att): **1.000 (25-25) Daniel Gutierrez, 2021**
1.000 (28-28), Evan Pantels, 2017
1.000 (42-42), Evan Pantels, 2016
1.000 (24-24), Nolan Kohorst, 2011
1.000 (37-37), Kyle Watson, 2009
1.000 (37-37), Kyle Watson, 2008
1.000 (27-27), Sergio Aguayo, 2004
1.000 (27-27), Jim Cook, 1987

Freshman: 1.000 (27-27), Sergio Aguayo, 2004

Career (min. 50 att): 1.000 (74-74), Kyle Watson, 2008-09
.964 (81-84), Daniel Gutierrez, 2017-SA
.976 (111-112), Evan Pantels, 2016-18
.969 (63-65), Jim Cook, 1986-88
.963 (130-135), Nolan Kohorst, 2010-13

PUNTING ATTEMPTS


Game: 13, Joe Kristosik at BYU, 1998
13, Tony Rhynes at Baylor, 1988
12, Gary Cook at BYU, 2004

Freshman: 8, Joe Kristosik vs. Northern Illinois, 1995

Season: 83, Gary Cook, 2003

Freshman: 57, Joe Kristosik, 1995

Career: 281, Gary Cook, 2001-04
232, Jim DiFiore, 1970-73
226, Joe Kristosik, 1995-98
213, Logan Yunker, 2013-15



Nick Garritano



Jim Cook



Sergio Aguayo



Gary Cook

PUNTING AVERAGE

Game (min. 3 att.): 58.0 (3 att.), R. Cunningham vs. UNR, 1983
56.2 (5 att.), Hayes Hicken vs. UTEP, 2018
55.7 (3 att.), Gary Cook vs. UNR, 2004
55.5, Jim DiFiore vs. Cal State Los Angeles, 1973
55.0, (5 att.), Chase Lansford vs. N. Mexico, 2012
54.0 (6 att.), R. Cunningham vs. Hawaii, 1983

Freshman: 47.0 (4 att.), Joe Kristosik vs. Utah State, 1995

Season: 47.5 (59 att.), Randall Cunningham, 1984
46.3 (57 att.), Brian Parvin, 1992
46.2 (76 att.), Joe Kristosik, 1998
45.7 (27 att.), Randall Cunningham, 1982
45.4 (65 att.), Ray Cheetany, 1999

Freshman: 39.8 (57 att.), Joe Kristosik, 1995

Career (min. 2 S): 45.6 (142 att.), Randall Cunningham, 1982-84
44.3 (105 att.), Brian Parvin, 1991-92
43.6 (131 att.), Hayes Hicken, 2018-19
43.4 (129 att.), Ray Cheetany, 1999-2000
42.7 (112 att.), Kip Facer, 2005-06

RETURNS

PUNT RETURNS

Season: 29, Keenan McCardell, 1988
26, Greg Brown, 1970
25, Tremayne Kirkland, 2003
25, David Hollis, 1986
24, Tony Lewis, 1985
23, Troy Mason, 2000

Freshman: 25, Tremayne Kirkland, 2003

Career: 62, Troy Mason, 1999-2002
36, Casey Flair, 2005-08
36, Tremayne Kirkland, 2003-05
36, Henry Vereen, 1975-78
35, Tony Lewis, 1981, 83-85
35, Greg Brown, 1970-71

PUNT RETURN YARDS

Game: 163, Greg Brown, National U. of Mexico, 1971

Season: 378, Troy Mason, 2000
324, Steve Haggerty, 1974
314, Tremayne Kirkland, 2003
288, Greg Brown, 1970
282, David Hollis, 1986

Freshman: 314, Tremayne Kirkland, 2003


Career: 783, Troy Mason, 1999-2002
558, Greg Brown, 1970-71
385, David Hollis, 1983-86
383, Tremayne Kirkland, 2003-05
366, Henry Bailey, 1991-94

PUNT RETURN AVERAGE

Season (min. 10): 16.4, Troy Mason, 2000
16.2, Steve Haggerty, 1974
15.1, Marlon Beavers, 1975
14.6, Henry Bailey, 1992
12.9, Troy Mason, 2001

Freshman: 12.6, Tremayne Kirkland, 2003

Career (min. 20): 15.9, Greg Brown, 1970-71
12.6, Tremayne Kirkland, 2003-05
12.6, Troy Mason, 1999-2002
11.6, Hunkie Cooper, 1990-91
11.3, David Hollis, 1983-86



Kevin Thomas

KICKOFF RETURNS

Game: 9, Deante' Purvis at TCU, 2011
8, Bradley Randle vs. TCU, 2010
7, (4 times by four players), last time:
Marcus Sullivan at Hawaii, 2010

Season: 50, Deante' Purvis, 2009
41, Deante' Purvis, 2011
37, Michael Johnson, 2008
36, Henry Vereen, 1975
35, (2 times), last time: Marcus Sullivan, 2010
37, Michael Johnson, 2008

Freshman: 121, Deante' Purvis, 2008-11

Career: 94, Henry Vereen, 1975-78
75, Marcus Sullivan, 2010-14
75, Henry Bailey, 1991-94
72, Keyvan Jenkins, 1979-83

KICKOFF RETURN YARDS

Game: 224, Marcus Sullivan at SDSU, 2010
202, Deante' Purvis vs. Colorado State, 2011
195, Deante' Purvis at TCU, 2011
185, Deante' Purvis vs. BYU, 2009

Season: 1,165, Deante' Purvis, 2009
1,000, Deante' Purvis, 2011
976, Marcus Sullivan, 2010
853, Michael Johnson, 2008
824, Henry Vereen, 1975
976, Marcus Sullivan, 2010

Freshman: 2,626, Deante' Purvis, 2008-11

Career: 2,547, Marcus Sullivan, 2010-14
2,265, Henry Vereen, 1975-78
1,774, Henry Bailey, 1991-94
1,561, Keyvan Jenkins, 1979-80, 82-83

KICKOFF RETURN AVERAGE

Season (min. 10): 34.6, Dominique Dorsey, 2001
31.4, Henry Vereen, 1976
28.3, Marcus Sullivan, 2013
27.9, Marcus Sullivan, 2010
27.6, Demond Thompkins, 1993
34.6, Dominique Dorsey, 2001

Freshman: 26.5, Marcus Sullivan, 2010-14

Career (min. 20): 24.4, Duane "Toy Train" James, 1998-99
24.3, Len Ware, 1996-99
24.1, Henry Vereen, 1975-78

LONG PLAYS

RUSH

91, Dalton Sneed (QB) vs. Fresno State, 2016 (TD)
89, Darin Brighton vs. New Mexico State, 1989 (TD)
87, Henry Melton vs. New Mexico Highlands, 1974 (TD)
86, Keyvan Jenkins at Fresno State, 1983 (TD)
85, Lexington Thomas at Central Michigan, 2016 (TD)
85, Mike Thomas vs. Boise State, 1974 (TD)
83, Armani Rogers (QB) at New Mexico, 2017 (TD)
83, Mike Thomas, 1973
83, Steve Matousek, 1973
82, Keyvan Jenkins vs. New Mexico, 1981 (TD)
80, Charles Williams at UNR, 2019 (TD)
80, Tim Cornett vs. Hawaii, 2011 (TD)

Freshman: 87, Henry Melton vs. N.M. Highlands, 1974 (TD)

PASS

94, Armani Rogers to Devonte Boyd at Idaho, 2017 (TD)
87, Carlton Kelley to Henry Vereen vs. NAU, 1977 (TD)
85, Blake Decker to Aaron Criswell vs. Hawaii, 2015 (TD)
82, Jon Denton to Len Ware at Air Force, 1997 (TD)
82, Jon Denton to Len Ware vs. SDSU, 1996 (TD)
82, Don Kennedy to Nate Hawkins vs. UNR, 1970 (TD)
81, Jared Lebowitz to Devante Davis at Hawaii, 2014
81, Doug Robertson to Brian Harris at BYU, 1978 (TD)
80, (7 times) last time: Justin Rogers to Steve Jenkins vs. SDSU, 2021

Freshman: 94, Armani Rogers (FR) to Devonte Boyd at Idaho, 2017 (TD)

FIELD GOAL

54, Nicolai Bomand vs. Northern Colorado, 2014
54, Nick Garritano vs. UNR, 1994
54, Nick Garritano vs. San Jose State, 1994
54, Jim Cook at Nebraska, 1988

53, Daniel Gutierrez vs. San Jose State, 2021

53, Evan Pantels at UNR, 2017
53, Jim Cook at Nebraska, 1988
53, Jim Cook vs. Ohio, 1988
52, Ben Jaekle vs. UNR, 2008
52, Ben Jaekle vs. New Mexico, 2008
52, Sergio Aguayo vs. TCU, 2006
52, Sergio Aguayo vs. San Diego State, 2005
52, Sergio Aguayo vs. San Diego State, 2005
52, Nick Garritano at Tulsa, 1994
52, Nick Garritano at Central Michigan, 1994

51, Daniel Gutierrez vs. EWU, 2021

51, Nicolai Bomand at Northern Illinois, 2015
51, Nick Garritano vs. San Jose State, 1994

50, (5 times by 4 players), last time: Daniel Gutierrez at UNR, 2019

Freshman: 47, Nolan Kohorst at Colorado State, 2010

PUNT

91, Brad Faunce vs. Nevada, Reno, 1994
78, Kip Facer vs. TCU, 2006
78, Jim DiFiore vs. Cal State Los Angeles, 1972
77, Brian Pacheco at Utah State, 2007
76, Gary Cook vs. Nevada, Reno, 2004
75, Bob Hullberg vs. Louisiana-Lafayette, 1985
73, Logan Yunker at Air Force, 2013
73, Randall Cunningham vs. Nevada, Reno, 1983
73, Randall Cunningham vs. Hawaii, 1983
72, Randall Cunningham vs. SMU, 1984
72, Brian Pacheco at Air Force, 2007

Freshman: 69, Joe Kristosik vs. New Mexico State, 1995

INTERCEPTION RETURN

100, Pat Medchill vs. Southern Utah State, 1970 (TD)
98, Marlon Beavers at Northern Arizona, 1974 (TD)
96, Rodney Mazion at New Mexico, 1991 (TD)
93, Mark Green at Hawaii, 1973 (TD)
92, David Hollis vs. New Mexico State, 1985 (TD)

Freshman: 96, Rodney Mazion at New Mexico, 1991 (TD)

FUMBLE RETURN

100, Kevin Thomas at Baylor, 1999 (TD)
84, Amar Brisco at Wyoming, 1997
82, Will Chandler vs. Wisconsin, 2010
81, Jamaal Wynn at San Diego State, 2002 (TD)
67, Jeremy Geathers vs. Idaho State, 2006 (TD)
67, Scott Patton at Wyoming, 1997 (TD)
65, Jermaine Webster at TCU, 1996
64, Mike Clausen at San Diego State, 2010 (TD)

Freshman: 15, Farrell Hester II at Air Force, 2017

PUNT RETURN

86, Greg Brown vs. Oregon Tech, 1970 (TD)
84, Troy Mason vs. New Mexico, 2000 (TD)
84, Gary Van Houten vs. Prairie View A&M, 1974
82, Larry Wright, 1971
78, Duane "Toy Train" James vs. Nevada, Reno, 1998
75, Tremayne Kirkland at New Mexico, 2003

Freshman: 78, Duane "Toy Train" James vs. UNR, 1998

KICKOFF RETURN

99, Ken Bowles vs. Cal Poly San Luis Obispo, 1976 (TD)
98, Deante' Purvis vs. Colorado State, 2011 (TD)
97, Len Ware vs. Utah, 1999 (TD)
95, Tim Cornett at Washington State, 2011 (TD)
94, Deante' Purvis vs. BYU, 2009 (TD)
87, Vince McGowens vs. Northern Illinois, 1989 (TD)
87, Dominique Dorsey vs. Northwestern, 2001
83, Thomas Bywaters vs. Northern Arizona, 1973

Freshman: 87, Dominique Dorsey vs. Northwestern, 2001

INDIVIDUAL - DEFENSE



TACKLES

Game: 22, Quincy Sanders at Air Force, 1999
Season: 147, Scott Patton, 1997
 137, Jason Medlock, 1993
 133, Adam Seward, 2002
 132, Kirk Dodge, 1983
 131, Tom Polley, 1984
 127, Jason Beauchamp, 2008
 126, Beau Bell, 2007
 122, Mike Walker, 1980
 121, Adam Seward, 2004
 120, John Lotulelei, 2012
Freshman: 115, James Sunia, 1998
Career: 433, Adam Seward, 2001-04
 334, Jason Beauchamp, 2006-09
 328, Peni Vea, 2012-15
 320, Beau Bell, 2004-07
 318, Tau Lotulelei, 2013-16
 294, Randy Black, 1997-2000
 293, Ryan Claridge, 2000-04
 289, Darnell Pickens, 1984-87
 280, Jamaal Brimmer, 2001-04
 280, Doc Wise, 1986-89
 277, Greg Gales, 1996-98
 276, Jason Davis, 1991-94

SACKS

Game: 7, Daryl Knox vs. New Mexico State, 1985
 5, Mark Byers at Utah State, 1994
 4, Anton Palepoi vs. Wyoming, 2000
Season: 20.5, Mark Byers, 1994
 20, Daryl Knox, 1984
 11, Ken Mitchell, 1971
 10, Todd Liebenstein, 1980
 10, Craig Silverman, 1979
 9, Ryan Claridge, 2004
 8, Anton Palepoi, 2000
 7.5, Marion "Suge" Knight, 1986
 7, Talance Sawyer, 1997
 7, Ike Freeman, 1987
 7, John Foster, 1989
Freshman: 5, Sonny Sanitoa, 2012
 5, "Doc" Wise, 1986
Career: 28, Daryl Knox, 1984-85
 22, Todd Liebenstein, 1978-81
 20.5, Mark Byers, 1993-94
 20, Phil O'Neill, 1978-80
 18.5, Ryan Claridge, 2000-04
 15.5, Talance Sawyer, 1995-98
 15, Leon Moore, 2002-05

FUMBLES FORCED

Season: 7, Bruce Gray, 1970
 6, Ryan Claridge, 2001
 5, (3 times) last time: Troy Hawthorne, 2016
Career: 10, Ryan Claridge, 2000-04
 9, Jamaal Brimmer, 2001-04
 7, Javin White, 2016-19
 7, Joe Miklos, 2002-05
 7, Doc Wise, 1986-89
 7, Bruce Gray, 1968-69, '71
 6, Jerrad Pierucci, 1996-1999
 6, Marvin Robinson, 1992-95

FUMBLES RECOVERED

Season: 7, Mike Otto, 1974
 6, Keith London, 1984
 5, John Andrews, 2003
 5, Mike Johnson, 1979
 4, (multiple) last time: Brian Keyes, 2017
Career: 9, Jody Reinoehl, 1987-90
 8, Mike Johnson, 1978-81
 7, Mike Otto, 1974-1975
 6, (multiple), last time: Sidney Hodge, 2010-14

FUMBLES RETURNED FOR A TOUCHDOWN

Game: 1, (multiple), last time: Dominic Baldwin at SDSU, 2016
Season: 2, Joe Miklos, 2003
Career: 2, Joe Miklos, 2002-05
 2, Kevin Thomas, 1998-2001
 2, Keith Washington, 1991-94 (includes 1 bowl game)

INTERCEPTIONS

Game: 3, Ed Saignes vs. Idaho State, 1984
 2, (multiple) last time: Jericho Flowers vs. Hawaii, 2019
Freshman: 2, Tim Hough vs. Idaho State, 2015
 2, Marlon Beavers vs. Boise State, 1973
Season: 7, Kevin Thomas, 2001
 6, Jamaal Brimmer, 2003
 6, Alvin Horn, 1986
 6, Aaron Mitchell, 1978
 6, Marlon Beavers, 1976
Freshman: 4, Tim Hough, 2015
 4, Marlon Beavers, 1973
Career: 17, Marlon Beavers, 1973-76
 14, Kevin Thomas, 1998-2001
 14, Charles Jarvis, 1978-81
 11, David Hollis, 1983-86
 11, Patt Medchill, 1970-72

INTERCEPTION YARDS

Game: 107 (2 int.), Marlon Beavers at Northern Arizona, 1974
Freshman: 96 (1 int.), Rodney Mazion at New Mexico, 1991
Season: 213 (7 int.), Kevin Thomas, 2001
 186 (6 int.), Jamaal Brimmer, 2003
 164 (5 int.), Marlon Beavers, 1974
 160 (4 int.), Patt Medchill, 1970
 139 (3 int.), Crayton Jones, 1976
 124 (5 int.), Patt Medchill, 1971
Freshman: 98 (4 int.), Marlon Beavers, 1973
Career: 373 (11 int.), Patt Medchill, 1970-72
 367 (17 int.), Marlon Beavers, 1973-76
 327 (14 int.), Kevin Thomas, 1998-2001
 211 (14 int.), Charles Jarvis, 1978-81
 210 (7 int.), Jamaal Brimmer, 2001-04

INTERCEPTIONS RETURNED FOR TOUCHDOWN

Game: 1, (multiple), last time: Javin White at Ohio State, 2017
Season: 3, Kevin Thomas, 2001
Career: 4, Kevin Thomas, 1998-2001

PASS BREAKUPS

Season: 24, Kevin Thomas, 1999
 20, Anthony Blue, 1984
 19, Mil'Von James, 2007
 18, Kenneth Penny, 2013
 16, Kevin Thomas, 2000
 16, Rodney Mazion, 1993
 15, Don Odegard, 1989
 13, Darius Mouton, 2016
 13, Clarence Mack, 1991
 13, Gerald Robinson, 1989
Freshman: 8, Randy Black, 1997
Career: 55, Kevin Thomas, 1998-2001
 27, Randy Black, 1997-2000
 27, Anthony Blue, 1983-86
 26, Rodney Mazion, 1991-94
 24, Torry McTyer, 2013-16
 23, Kenneth Penny, 2011-SA
 22, Mil'Von James, 2006-07
 21, (five times), last time: Jericho Flowers, 2016-19

DEFENSIVE TOUCHDOWNS

Game: 1, (multiple), last time: Javin White at Ohio State, 2017 (65-yd INT)
Season: 3, Kevin Thomas, 2001 (3 INT)
Career: 6, Kevin Thomas, 1998-2001 (4 INT, 2 fumbles)

*Bowl Game * Active Players In **Bold**



Scott Patton



Mark Byers



Quincy Sanders



Marlon Beavers



Jared Brown



Sam "Disco Kid" Greene



Kyle Watson



Bobby Stockham

CONSECUTIVE GAMES PLAYED

- 51 Robert Waterman (C), 2014
- 51 Tim Hasson (LB), 2010-13
- Alex Klorman (DL), 2010-13
- Nolan Kohorst (PK), 2010-13
- 49 Nate Carter (LB), 2008-11
- 48 Kyle Saxelid (OL), 2014-17
- Will Chandler (CB), 2008-11
- Jason Beauchamp (LB), 2006-09

CONSECUTIVE GAMES STARTED

- 51 Robert Waterman (C), 2014
- Nolan Kohorst (PK), 2010-13
- 46 Sonny Sanitoa (DL), 2012-15
- Gary Cook (P), 2001-04
- Kevin Thomas (CB), 1998-2001

CONSECUTIVE STARTS BY A QUARTERBACK

- 34 Randall Cunningham, 1982-84

CONSECUTIVE 100-YARD RUSHING GAMES

- 7 Ickey Woods, 1987
- Mike Thomas, 1973
- 4 Jeremi Rudolph, 2000
- Kirk Jones, 1984
- Mike Thomas, 1974

CONSECUTIVE 200-YARD RUSHING GAMES

- 3 Ickey Woods, 1987
- Mike Thomas, 1973
- 2 Mike Thomas, 1974
- Mike Thomas, 1973

CONSECUTIVE 100-YARD RECEIVING GAMES

- 4 Randy Gatewood, 1993-94
- (Totaled 718 yards during streak)

CONSECUTIVE 100-YARD RECEIVING GAMES (SAME SEASON)

- 3 Devonte Boyd, 2015
- Len Ware, 1997
- Randy Gatewood, 1994
- Jim Sandusky, 1981 (Twice)
- Sam Greene, 1979

CONSECUTIVE 200-YARD PASSING GAMES

- 11 Jon Denton, 1996-97
- Sam King, 1981

CONSECUTIVE 300-YARD PASSING GAMES

- 3 Jon Denton, 1996
- (382 at TCU, 503 vs. SDSU, 432 at SJSU)

CONSECUTIVE 400-YARD PASSING GAMES

- 2 Jon Denton, 1996
- (503 vs. SDSU, 432 at SJSU)
- Bob Stockham, 1993
- (425 vs. Utah State, 418 vs. NMSU)

CONSECUTIVE GAMES SCORING A TOUCHDOWN

- 7 Mike Thomas (RB), 1974

CONSECUTIVE GAMES CATCHING A TOUCHDOWN PASS

- 5 Phillip Payne (WR), 2008 (First 5 games of career)
- 5 Sam Greene (WR), 1980

CONSECUTIVE GAMES THROWING A TOUCHDOWN

- 19 Jon Denton, 1996-97 (Sat out 2 games during streak)

CONSECUTIVE PASS ATTEMPTS WITHOUT AN INTERCEPTION

- 183 Caleb Herring, 2011-13
- 173 Omar Clayton, 2007-08
- 119 Mike Clausen, 2008 (Began Rebel career with streak)
- 109 Jared Brown, 1994 (Began Rebel career with streak)

CONSECUTIVE GAMES SCORING A POINT

- 33 Nolan Kohorst, (PK), 2011-13
- 30 Jim Cook, (PK) 1986-88

CONSECUTIVE PASS COMPLETIONS

- 12 Jon Denton, vs. Wyoming 1996 (Began game with streak, ended 32-46)

CONSECUTIVE GAMES COMPLETING A PASS

- 35 Glenn Carano, 1974-76

CONSECUTIVE GAMES CATCHING A PASS

- 47 Casey Flair (WR), 2005-08
- (Caught at least one pass in every game of his career)
- 41 Earvin Johnson (WR), 2001-04
- (Began fourth game of freshman season)
- 39 Damon Williams (WR), 1995-98
- (Ended sixth game of senior season)

CONSECUTIVE GAMES INTERCEPTING A PASS

- 3 Will Chandler (CB), 2010
- Kevin Thomas (CB), 2001
- Marlon Beavers (DB), 1976

CONSECUTIVE GAMES SCORING A DEFENSIVE TD

- 2 Kevin Thomas (CB), 2001
- (INT at Wyoming and INT vs. Utah)
- Kevin Thomas (CB), 1999
- (INT at North Texas and FUMBLE RET at Baylor)

CONSECUTIVE GAMES WITH A TACKLE

- 46 Adam Seward (LB), 2001-04
- 43 Randy Black (DB/LB), 1997-00 (3 games of 46-game career without a tackle were missed because of injury)

CONSECUTIVE EXTRA-POINT CONVERSIONS

- 80 Evan Pantels, 2016-SA (First 80 attempts of his career)
- 74 Kyle Watson, 2008-09 (Every attempt of his career)
- 61 Nolan Kohorst, 2011-12

CONSECUTIVE FIELD GOALS MADE

- 14 Jim Cook, 1987

CONSECUTIVE GAMES MAKING A FIELD GOAL

- 12 Nick Garritano, 1994

CONSECUTIVE GAMES WITH 40-YARD PUNTING AVERAGE

- 13 Brian Parvin, 1991-92
- Randall Cunningham, 1983-84



Consecutive Catch King Casey Flair

Casey Flair came all the way from Alaska to walk on at UNLV and left as one of the top receivers in school history. He played in the most games (47) of any Rebel (since broken) and caught at least one pass in every one of them, which shattered the previous record.



RUSHING

(30 players have rushed for at least 144 yards, 76 times)

PLAYER, OPPONENT, YEAR	NO-YDS
Mike Thomas, Santa Clara, 1973	30-314
Charles Williams, Hawaii, 2021	38-266
Mike Thomas, Boise State, 1974	33-266
Ickey Woods, Pacific, 1987	37-265
Mike Thomas, Prairie View A&M, 1974	19-245
Raymond Strong, Weber State, 1977	23-239
Mike Thomas, Wisconsin-Milwaukee, 1973	25-236
Joe Haro, Wyoming, 2001	22-226
Larry Croom, Colorado State, 2002	20-222
Charles Williams, Utah State, 2021	27-221
Henry Melton, New Mexico Highlands, 1974	18-221
Tim Cornett, Air Force, 2013	36-220
Darin Brightmon, Pacific, 1989	22-211
Ickey Woods, New Mexico State, 1987	28-208
Raymond Strong, Nevada, Reno, 1976	10-204
Mike Thomas, Northern Arizona, 1973	29-204
Shannon Wilson, Arkansas State, 1995	35-200
Ickey Woods, Long Beach State, 1987	37-200
Ickey Woods, San Jose State, 1987	25-197
Armani Rogers, New Mexico, 2017	25-193
Tommy Jackson, Pacific, 1988	33-192
Lexington Thomas, Idaho, 2017	17-190
Frank "The Tank" Summers, Utah, 2007	29-190
Dominique Dorsey, Utah State, 2004	18-189
Frank "The Tank" Summers, San Diego State, 2007	26-187
Shannon Wilson, Texas-El Paso, 1992	30-187
Charles Williams, San Jose State, 2019	27-186
Ickey Woods, Northern Illinois, 1987	35-186
James Wofford, Wyoming, 1998	28-184
Darin Brightmon, New Mexico State, 1989	11-183
Mike Thomas, Cal State Los Angeles, 1973	28-183
Armani Rogers, Arkansas State, 2018	26-181
Dominique Dorsey, Wyoming, 2004	34-181
Tim Cornett, New Mexico, 2013	25-179
Dominique Dorsey, Utah, 2004	24-179
Leon Walker, Texas-El Paso, 1978	16-179
Tony Burton, North Texas, 1995	29-177
Charles Williams, EWU, 2021	27-172
James Wofford, San Jose State, 1997	28-170
Charles Williams, Arkansas State, 2019	19-168
Michael Morton, New Mexico, 2001	23-167
Hunkie Cooper, Oregon State, 1991	18-165
Tommy Jackson, Ohio, 1988	26-164
Tim Cornett, Hawaii, 2013	29-162
Lexington Thomas, Utah State, 2017	19-161
Michael Morton, Tennessee State, 1979	17-161
DeJohn Branch, Nevada, Reno, 1994	26-161
Lexington Thomas, Idaho, 2016	19-160
Jeremi Rudolph, Hawaii, 2000	26-159
Shannon Wilson, Nevada, Reno, 1992	29-159
Tommy Jackson, New Mexico State, 1988	25-158
Kurt Palandech, Wyoming, 2016	16-157
Mike Thomas, Santa Clara, 1974	18-157
Mike Thomas, Hawaii, 1974	21-156
Darall Moore, Montana, 1975	29-155
Dahrin Footman, Nevada, Reno, 1998	13-154
Charles Williams, San Jose State, 2016	18-153
Keyvan Jenkins, Fresno State, 1983	13-153
Dionza Bradford, New Mexico 2011	20-152
Michael Morton, New Mexico, 1979	18-152
Lexington Thomas, Howard, 2017	21-151
Raymond Strong, Nevada, Reno, 1977	18-151
Jeremi Rudolph, Wyoming, 1999	32-149
Mike Thomas, Louisiana-Monroe, 1973	17-149
Charles Williams, Hawaii, 2020	22-148
Armani Rogers, Air Force, 2017	16-148
Mike Thomas, Boise State, 1973	31-148
Dalton Sneed, Fresno State, 2016	15-147
Mack Gilchrist, UC Riverside, 1970	27-147
Lexington Thomas, San Jose State, 2017	18-146
Larry Croom, Wyoming, 2003	20-146
Joe Haro, Colorado State, 2001	30-146
Michael Morton, New Mexico, 1980	9-146
Michael Morton, BYU, 1978	27-145
Charles Williams, Northwestern, 2019	16-144
Larry Hodges, Saint Mary's, 1968	24-144
Omar Love, San Jose State, 1992	20-144

RECEIVING

(34 players had 134 or more yards receiving, 77 times)

PLAYER, OPPONENT, YEAR	NO-YDS
Randy Gatewood, Idaho, 1994	#23-363
Demond Thompkins, Cal State Fullerton, 1992	9-212
Jeff Spek, Texas-El Paso, 1981	8-206
Demond Thompkins, Hawaii, 1992	11-201
Len Ware, San Diego State, 1996	7-200
George Thomas, Cal State Fullerton, 1986	6-197
Jim Sandusky, Hawaii, 1981	9-189
Demond Thompkins, San Jose State, 1993	9-188
Devante Davis, Louisiana Tech, 2012	8-186
Demond Thompkins, Utah State, 1993	9-185
Henry Vereen, Idaho, 1977	7-181
Waymon Aldridge, Cal State Fullerton, 1982	9-181
Jeff Spek, Fresno State, 1981	12-181
Darrall Hambrick, Pacific, 1982	8-178
Steve Jenkins, San Diego State, 2021	5-176
Ryan Wolfe, New Mexico, 2006	9-176
Phillip Payne, Southern Utah, 2011	13-175
Michael Johnson, Northwestern, 2001	8-174
Nathaniel Hawkins, Idaho State, 1970	7-173
Henry Vereen, Northern Arizona, 1977	4-172
Devante Davis, San Diego State, 2013	8-171
Tyleek Collins, San Jose State, 2018	9-170
Phillip Payne, Nevada, Reno, 2010	8-170
Carlos Baker, San Jose State, 1996	10-168
Sam Greene, Utah, 1980	8-168
Ryan Wolfe, Nevada, Reno, 2008	8-167
Damon Williams, Wyoming, 1996	9-167
Damon Williams, Southern California, 1997	11-165
Devante Davis, New Mexico, 2013	10-164
Ryan Wolfe, Air Force, 2007	10-164
Devante Davis, Hawaii, 2014	5-163
Greg Brown, Idaho State, 1970	8-163
George Thomas, New Mexico State, 1986	6-161
Jim Sandusky, BYU, 1981	8-161
Ryan Wolfe, Idaho State, 2006	6-160
Darall Hambrick, Cal State Fullerton, 1982	10-160
Henry Bailey, Idaho, 1994	9-159
Nate Turner, San Diego State, 2000	11-158
John Ma'ae, Pacific, 1990	9-158
Keenan McCardell, Long Beach State, 1989	7-157
Mike Haverty, South Dakota, 1976	8-156
Carlos Baker, San Jose State, 1995	7-154
Rickie Wills, Tulsa, 1988	3-154
Brian Harris, Nebraska-Omaha, 1976	8-154
Henry Bailey, San Jose State, 1992	6-151
Henry Bailey, Cal State Fullerton, 1991	4-151
Devante Davis, Northern Illinois, 2014	6-150
Len Ware, San Jose State, 1997	7-150
Jim Sandusky, Long Beach State, 1981	7-149
Michael Morton, BYU, 1981	10-146
Devante Davis, New Mexico, 2012	7-145
Kyle Williams, Hawaii, 2020	10-144
Ryan Wolfe, San Diego State, 2008	11-144
Earvin Johnson, New Mexico, 2004	6-144
Brian Harris, Weber State, 1976	7-144
Keenan McCardell, Houston, 1990	8-144
Devante Davis, Hawaii, 2013	8-141
Earvin Johnson, New Mexico, 2002	8-141
Steve Jenkins, UNR, 2019	5-140
Devante Davis, Central Michigan, 2013	7-140
Nate Turner, Iowa State, 2000	6-140
Tyleek Collins, Utah State, 2018	4-139
Michael Johnson, New Mexico, 2010	8-138
Kyle Williams, New Mexico, 2021	7-137
Donell Wheaton, New Mexico, 2005	9-137
Keenan McCardell, Nevada, Reno, 1989	6-137
Keenan McCardell, Utah State, 1990	10-137
Devonte Boyd, San Jose State, 2016	6-136
Marcus Sullivan, Washington State, 2012	6-136
Ryan Wolfe, BYU, 2008	10-136
Len Ware, Northwestern, 1998	8-136
Devonte Boyd, Jackson State, 2016	4-135
Ryan Wolfe, Colorado State, 2007	11-135
Sam Greene, Wyoming, 1979	5-135
Sam Greene, San Diego State, 1980	7-135
Jim Sandusky, West Texas State, 1981	6-134
Randy Gatewood, Utah State, 1993	9-134

PASSING

(26 players have passed for at least 280 yards, 78 times)

PLAYER, OPPONENT, YEAR	CMP-ATT	YDS
Jon Denton, San Diego State, 1996	27-53	503
Jon Denton, Wyoming, 1996	32-46	486
Sam King, Texas-El Paso, 1981	23-33	476
Sam King, BYU, 1981	31-57	473
Greg Van Ness, Idaho, 1977	27-40	473
Sam King, Hawaii, 1981	30-47	439
Jon Denton, San Jose State, 1996	33-61	432
Bob Stockham, Utah State, 1993	25-48	425
Bob Stockham, New Mexico State, 1993	30-53	418
Randall Cunningham, Pacific, 1982	26-46	413
Randall Cunningham, Cal State Fullerton, 1982	23-37	413
Jon Denton, San Jose State, 1997	26-44	401
Blake Decker, Northern Illinois, 2014	24-42	397
Max Gilliam, San Jose State, 2018	28-50	387
Caleb Herring, Hawaii, 2013	34-56	385
Jon Denton, TCU, 1996	26-47	382
Jason Davis, Idaho, 1994	30-46	381
Nick Sherry, Louisiana Tech, 2012	22-46	378
Glenn Carano, Weber State, 1976	24-37	359
Nick Sherry, Washington State, 2012	33-50	357
Jarrold Jackson, Utah, 2005	29-54	356
Jon Denton, Southern California, 1997	26-45	354
Rocky Hinds, Air Force, 2006	26-34	351
Randall Cunningham, San Diego State, 1983	19-25	347
Blake Decker, San Diego State, 2014	18-31	346
Derek Stott, Long Beach State, 1989	18-23	344
Omar Clayton, Hawaii, 2009	28-43	340
Sam King, West Texas State, 1981	20-28	340
Sam King, Fresno State, 1981	27-52	340
Caleb Herring, Nevada, Reno, 2013	29-42	335
Jon Denton, San Diego State, 1997	31-56	335
Jon Denton, Air Force, 1997	23-41	333
Blake Decker, Fresno State, 2014	29-40	332
Jarrold Jackson, BYU, 2005	31-52	329
Jason Thomas, Wyoming, 2002	20-25	329
Omar Clayton, Nevada, Reno, 2008	18-38	327
Glenn Carano, South Dakota, 1976	21-43	327
Johnny Stanton, BYU, 2017	20-33	325
Larry Green, Utah, 1980	18-34	325
Sam King, Fresno State, 1979	17-29	325
Glenn Carano, Nevada, Reno, 1976	15-30	325
Rocky Hinds, Idaho State, 2006	24-42	322
Omar Clayton, BYU, 2008	26-40	321
Glenn Carano, Weber State, 1975	18-33	320
Blake Decker, Boise State, 2015	29-50	357
Blake Decker, Northern Illinois, 2015	21-39	319
Randall Cunningham, Utah State, 1983	19-35	319
Mike Clausen, San Diego State, 2008	26-40	316
Jon Denton, BYU, 1996	24-36	314
Randall Cunningham, SMU, 1984	23-37	314
Randall Cunningham, San Jose State, 1983	22-36	313
Sam King, Air Force, 1981	26-40	311
Cameron Friel, UTSA, 2021	25-37	307
Kurt Nantkes, Toledo, 2003	27-41	308
Jared Brown, Central Michigan, 1994	23-49	306
Randall Cunningham, San Diego State, 1982	19-42	306
Justin Rogers, San Diego State, 2021	15-21	305
Omar Clayton, Colorado State, 2007	23-36	304
Jason Thomas, Northwestern, 2001	18-39	304
Randall Cunningham, Washington State, 1983	22-42	296
Shane Steichen, New Mexico, 2006	18-30	295
Jon Denton, Illinois State, 1997	21-30	295
Caleb Herring, New Mexico, 2013	24-34	293
Jon Denton, Wisconsin, 1996	20-39	293
Derek Stott, Pacific, 1990	21-29	293
Nick Sherry, New Mexico, 2012	17-27	289
Bob Stockham, San Jose State, 1993	18-33	289
Sam King, New Mexico, 1979	17-32	289
Greg Van Houton, Nebraska-Omaha, 1976	18-26	289
Randall Cunningham, Pacific, 1984	26-35	288
Derek Stott, San Jose State, 1989	16-30	286
Jared Brown, New Mexico State, 1995	24-50	285
Randall Cunningham, Oregon State, 1983	17-28	285
Cameron Friel, UNR, 2021	27-41	283
Kurt Nantkes, Utah State, 2004	20-35	283
Randall Cunningham, Colorado State, 1982	14-28	281
Kenyon Oblad, Colorado State, 2019	22-39	280

*Bowl Game • Active Players in **Bold** • #NCAA Div. FBS Record

OPPONENT ATT YDS AVG TD

LEXINGTON THOMAS (18)

Idaho, 9/9/17	17	190	11.2	3
Utah State, 10/21/17	19	161	8.5	2
Idaho, 9/24/16	19	160	8.4	2
Howard, 9/2/17	21	151	7.2	2
San Jose State, 9/30/17	18	146	8.1	2
Idaho State, 9/26/15	9	139	15.4	1
USC, 9/1/18	14	136	9.7	2
San Diego State, 11/10/18	21	133	6.3	2
Hawaii, 11/17/18	28	129	4.6	2
UTEP, 9/8/18	17	127	7.5	2
New Mexico, 11/17/17	18	127	7.1	2
Prairie View A&M, 9/15/18	30	120	4.0	1
Hawaii, 11/7/15	17	120	7.0	1
Colorado State, 11/14/15	11	118	10.7	1
Central Michigan, 9/17/16	17	113	6.6	1
UCLA, 9/10/16	19	112	5.9	1
Air Force, 10/19/18	20	108	5.4	2
Hawaii, 10/15/16	21	102	4.9	1

MIKE THOMAS (17)

Santa Clara, 11/3/73	30	314	10.5	2
Boise State, 10/19/74	33	266	8.1	2
Prairie View A&M, 10/12/74	19	245	12.9	4
Wisconsin-Milwaukee, 10/20/73	25	236	9.4	4
Northern Arizona, 11/10/73	29	204	7.0	3
Cal State Los Angeles, 9/15/73	28	183	6.5	2
Santa Clara, 10/5/74	18	157	8.7	2
Hawaii, 10/26/74	21	156	7.4	3
Louisiana-Monroe, 10/6/73	17	149	8.8	2
Boise State, 10/13/73	31	148	4.8	3
Montana, 9/28/74	31	141	4.5	2
Utah State, 9/29/73	34	137	4.0	0
Weber State, 9/14/74	26	135	5.2	2
Northern Arizona, 9/21/74	13	124	9.5	1
Nevada, Reno, 11/17/73	30	120	4.0	0
Nevada, Reno, 11/16/74	25	118	4.7	0
State College of Arkansas, 9/8/73	15	109	7.3	1

TIM CORNETT (16)

Air Force, 11/21/13	36	220	6.1	0
New Mexico, 9/28/13	25	179	7.2	3
Hawaii, 10/12/13	29	162	5.6	2
Northern Arizona, 9/8/12	25	141	5.6	1
San Diego State, 11/26/11	15	136	9.1	2
San Diego State, 10/27/12	19	129	6.8	1
Nevada, Reno, 10/13/12	20	129	6.5	1
Minnesota, 8/30/12	25	127	5.1	2
Nevada, Reno, 10/26/13	26	122	4.7	1
Utah State, 11/9/13	29	115	4.0	1
Air Force, 9/22/12	17	114	6.7	1
Louisiana Tech, 10/6/12	23	111	4.8	0
New Mexico, 11/3/12	9	107	11.9	1
Hawaii, 9/17/11	11	106	9.6	2
Air Force, 11/19/11	19	104	5.5	0
Colorado State, 11/10/12	20	102	5.1	0

CHARLES WILLIAMS (15)

Hawaii, 11/13/21	38	266	7.0	3
Utah State, 10/16/21	27	221	8.2	3
San Jose State, 11/22/19	27	186	6.9	3
Eastern Washington, 9/2/21	27	172	6.4	2
Arkansas State, 9/7/19	19	168	8.8	1
Fresno State, 10/1/16	18	153	8.5	1
Hawaii, 12/12/20	22	148	6.7	2
Northwestern, 9/14/19	16	144	9.0	2
Southern Utah, 8/31/19	15	143	9.5	3
San Jose State, 10/29/16	22	141	6.4	1
UNR, 11/30/19	20	138	6.9	1

Air Force, 11/26/21	16	137	8.6	2
Fresno State, 11/3/18	16	121	7.6	0
San Diego State, 10/26/19	19	113	5.9	0
Fresno State, 9/24/21	19	102	5.4	1

DOMINIQUE DORSEY (11)

Utah State, 9/25/04	18	189	10.5	1
Wyoming, 11/06/04	34	181	5.3	0
Nevada, Reno, 10/06/01	18	180	10.0	1
Utah, 10/23/04	24	179	7.5	2
Nevada, Reno, 10/02/04	21	141	6.7	0
Tennessee, 9/05/04	18	121	6.7	1
Hawaii, 9/19/03	25	111	4.4	1
New Mexico, 10/16/04	18	110	6.1	0
Air Force, 11/16/02	11	101	9.2	0
Wyoming, 11/02/02	7	101	14.4	1
Wisconsin, 9/13/03	26	100	3.8	0

KIRK JONES (10)

Long Beach State, 10/6/84	16	133	8.3	0
Tennessee Tech, 9/7/85	17	129	7.6	3
Cal State Fullerton, 10/19/85	18	123	6.8	0
Pacific, 10/12/85	21	120	5.7	0
Pacific, 10/20/84	8	118	6.6	0
Washington State, 9/6/86	19	116	6.1	1
Idaho State, 10/13/84	23	115	5.0	2
Portland State, 9/13/86	18	111	6.2	2
San Diego State, 11/3/84	20	109	5.5	1
Wichita State, 9/22/84	12	104	8.7	0

MACK GILCHRIST (10)

UC Riverside, 10/10/70	27	147	5.4	0
Hawaii, 11/7/70	29	136	4.7	0
Hiram Scott, 11/15/69	23	121	5.3	0
Cal Tech, 10/26/69	7	116	16.6	0
Southern Utah State, 10/4/69	18	108	6.0	0
Santa Clara, 10/11/69	17	108	6.4	0
LaVerne, 9/27/69	22	107	4.9	0
Cal State Fullerton, 10/22/70	20	106	5.3	0
Southern Utah State, 9/19/70	27	105	3.9	0
Montana State, 11/14/70	20	103	5.2	0

JOE HARO (9)

Wyoming, 10/27/01	22	226	10.3	2
Colorado State, 10/20/01	30	146	4.9	2
San Diego State, 10/13/01	23	136	5.9	0
Arkansas, 8/30/01	24	131	5.5	0
Colorado State, 11/30/02	14	126	9.0	0
San Diego State, 10/26/02	14	110	7.9	0
Toledo, 09/21/02	10	108	10.8	1
Kansas, 09/07/02	14	105	7.5	1
Northwestern, 9/7/01	25	104	4.2	1

ICKEY WOODS (9)

Pacific, 11/21/87	37	265	7.2	1
New Mexico State, 11/14/87	28	208	7.4	1

Long Beach State, 11/7/87	37	200	5.4	1
San Jose State, 10/24/87	25	197	7.9	0
Northern Illinois, 11/28/87	35	186	5.3	3
Cal State Fullerton, 10/17/87	14	115	8.2	1
Baylor, 9/19/87	11	114	10.4	0
Nevada, Reno, 10/3/87	18	114	6.3	1
Fresno State, 10/31/87	25	112	4.5	1

MICHAEL MORTON (9)

New Mexico, 9/12/81	23	167	7.3	1
Tennessee State, 11/9/79	17	161	9.5	1
New Mexico, 10/13/79	18	152	8.4	1
New Mexico, 11/1/80	9	146	16.2	2
BYU, 12/2/78	27	145	5.4	2
Fresno State, 11/7/81	15	133	8.9	2
Colorado State, 9/27/80	11	130	11.8	2
Northern Colorado, 10/6/79	14	117	8.4	1
Texas-El Paso, 11/18/78	13	102	7.8	0

JEREMI RUDOLPH (8)

Hawaii, 12/2/00	26	159	6.1	1
Wyoming, 10/9/99	32	149	4.7	0
Nevada, Reno, 10/2/99	20	120	6.0	0
Utah, 11/4/00	16	110	6.9	1
Ole Miss, 10/28/00	17	107	6.3	1
New Mexico, 11/11/00	19	106	5.6	0
Nevada, Reno, 10/7/00	13	103	7.9	0
Wyoming, 10/21/00	11	102	9.3	1

RAYMOND STRONG (8)

Weber State, 10/15/77	23	239	10.4	2
Nevada, Reno, 11/20/76	10	204	20.4	0
Nevada, Reno, 11/19/77	18	151	8.4	2
Cal Poly SLO, 10/30/76	16	129	8.1	0
Northern Arizona, 10/23/76	23	121	5.3	0
North Dakota, 11/12/77	16	110	6.9	0
Nebraska-Omaha, 10/16/76	12	110	9.2	0
Cal State Fullerton, 10/29/77	22	104	4.7	1

FRANK "THE TANK" SUMMERS (7)

Utah, 9/22/07	29	190	6.6	2
San Diego State, 11/10/07	26	187	7.2	0
Nevada, Reno, 9/29/07	24	120	5.0	1
Colorado State, 10/4/08	20	109	5.5	1
Iowa State, 9/20/08	27	109	4.0	1
Arizona State, 9/13/08	22	103	4.7	0
Air Force, 10/6/07	25	100	4.0	1

OMAR LOVE (7)

San Jose State, 10/31/92	20	144	7.2	1
Utah State, 11/9/92	20	123	6.2	1
Central Michigan, 9/18/93	27	117	4.3	1
Central Michigan, 9/10/94	28	110	3.9	1
Montana State, 11/21/92	16	105	6.6	1
Cal State Northridge, 10/9/93	21	103	4.9	2
BYU, 10/12/96	16	102	6.4	0

ARMANI ROGERS - QB (6)

New Mexico, 11/17/17	25	193	7.7	1
Arkansas State, 9/22/18	26	181	7.0	1
Air Force, 10/14/17	16	148	9.3	1
Prairie View A&M, 9/15/18	17	122	7.2	4
Southern Utah, 8/31/19	11	114	10.4	2
UTEP, 9/8/18	10	103	10.3	0

SHANNON (McLEAN) WILSON (6)

Arkansas State, 9/9/95	35	200	5.0	2
Texas-El Paso, 9/12/92	30	187	6.2	0
Northern Arizona, 9/19/92	29	159	5.5	1
North Texas, 11/4/95	19	126	6.6	0
Eastern Michigan, 9/16/95	29	126	4.5	0
Nevada, Reno, 10/17/92	21	122	5.8	1



Mike Thomas

*Bowl Game *Active Players In Bold

100-YARD RUSHERS



TOMMY JACKSON (6)

Pacific, 10/8/88	33	192	5.8	3
Ohio University, 9/24/88	26	164	6.3	1
New Mexico State, 10/15/88	25	158	6.3	0
Utah State, 11/5/88	24	121	5.0	1
Weber State, 9/9/89	21	104	4.9	0
Long Beach State, 11/26/88	15	100	6.7	1

LEON WALKER (6)

Texas-El Paso, 11/18/78	16	179	11.2	1
Idaho, 10/7/78	8	136	17.0	1
Hawaii, 10/14/78	16	125	7.8	1
BYU, 11/2/78	19	112	5.9	0
Cal State Fullerton, 11/25/78	8	108	13.5	0
Wyoming, 10/27/79	17	101	5.9	0

LARRY CROOM (5)

Colorado State, 11/30/02	20	222	11.1	1
Wyoming, 11/29/03	20	146	7.3	0
Kansas, 9/6/03	15	128	8.5	2
Utah, 10/18/03	21	114	5.4	0
Wyoming, 11/02/02	13	108	8.3	1

SHAQUILLE MURRAY-LAWRENCE (4)

BYU, 11/15/14	20	143	7.2	1
Nevada, Reno, 11/29/14	21	135	6.4	1
New Mexico, 11/1/14	20	125	6.3	2
Minnesota, 8/29/13	4	108	27.0	0

KEVIN BROWN (4)

Hawaii, 12/2/00	19	139	7.3	0
Colorado State, 10/14/00	17	134	7.9	0
Nevada, Reno, 10/7/00	16	104	6.5	1
North Texas, 9/16/00	9	103	11.4	0

JAMES WOFFORD (4)

Wyoming, 10/17/98	28	184	6.6	1
San Jose State, 11/22/97	28	170	6.1	1
Ole Miss, 10/28/00	10	138	13.8	1
Rice, 11/14/98	22	114	5.2	1

COURY HANKINS (4)

Fresno State, 10/25/97	21	125	6.0	2
Hawaii, 9/20/97	29	125	4.3	0
Illinois State, 9/27/97	19	118	6.2	0
Colorado State, 11/1/97	13	104	8.0	0

DIONZA BRADFORD (3)

New Mexico 11/12/11	20	152	7.6	1
Colorado State, 10/29/11	21	122	5.8	1
Wyoming, 10/15/11	22	104	4.7	0

JASON THOMAS - QB (3)

Hawaii, 12/2/00	10	126	12.6	2
Iowa State, 9/9/00	21	107	5.1	1
Arkansas, 8/30/01	12	103	8.6	0

DeJOHN BRANCH (3)

Nevada, Reno, 11/19/94	26	161	6.2	2
*Central Michigan, 12/15/94	13	125	9.6	0
Hawaii, 10/19/97	11	112	10.2	0

HUNKIE COOPER (3)

Oregon State, 9/14/91	18	165	9.2	1
Pacific, 9/29/90	14	132	9.4	2
Fresno State, 11/3/90	22	100	4.5	1

MARVIN EASTMAN (3)

Pacific, 9/29/90	21	132	6.3	3
New Mexico State, 9/23/89	23	125	5.4	1
New Mexico State, 10/13/90	25	113	4.5	1

KYLE TOOMER (3)

Long Beach State, 11/4/89	20	143	7.2	2
Fresno State, 10/28/89	16	122	7.6	1
Utah State, 11/18/89	22	121	5.5	2

ROD EMERY (3)

Long Beach State, 11/22/86	28	143	5.1	1
New Mexico State, 11/15/86	24	125	5.2	2
North Texas State, 11/1/86	25	123	4.9	0

TONY LEWIS (3)

San Jose State, 9/8/84	19	115	6.1	0
Long Beach State, 10/6/84	17	112	6.6	0
Wichita State, 9/22/84	13	111	8.5	1

KEYVAN JENKINS (3)

Fresno State, 11/5/83	13	153	11.8	1
New Mexico, 11/1/80	5	107	21.4	1
New Mexico, 9/12/81	5	104	20.8	1

ERICK JACKSON (2)

Colorado State, 11/19/05	18	101	5.6	1
San Diego State, 10/8/05	29	109	3.8	0

TONY BURTON (2)

North Texas, 11/4/95	29	177	6.1	1
Nevada, Reno, 10/28/95	15	137	9.1	2

ROBERT GI (2)

Louisiana Tech, 11/6/93	36	134	3.7	0
San Jose State, 11/13/93	27	105	3.8	0

DEREK BLACK (2)

Cal State Fullerton, 10/12/91	25	128	5.1	1
New Mexico, 9/21/91	27	125	4.6	0

DARIN BRIGHTMON (2)

Pacific, 10/7/89	22	211	9.6	2
New Mexico State, 9/23/89	11	183	16.6	2

ROY CALLAHAN (2)

Idaho State, 11/23/74	15	113	7.5	2
Nevada, Reno, 11/16/74	15	102	6.8	1

LARRY HODGES (2)

Saint Mary's, 9/14/68	24	144	6.0	0
Azusa-Pacific, 9/21/68	20	115	5.8	0

CHAD MAGYAR - (1)

Vanderbilt, 10/12/19	22	116	5.3	1
----------------------	----	-----	-----	---

MAX GILLIAM - QB (1)

Fresno State, 11/7/20	16	139	8.7	1
-----------------------	----	-----	-----	---

KURT PALANDECH - QB (1)

Wyoming, 11/12/16	16	157	9.8	1
-------------------	----	-----	-----	---

DALTON SNEED - QB (1)

Fresno State, 10/1/16	15	147	9.8	1
-----------------------	----	-----	-----	---



"Jersey" Joe Haro

JOHNNY STANTON - QB (1)

Idaho State, 9/24/16	18	131	7.3	0
----------------------	----	-----	-----	---

XZAVIAR CAMPBELL (1)

Idaho State, 9/26/15	9	139	15.4	2
----------------------	---	-----	------	---

KEITH WHITELY (1)

Hawaii, 11/7/15	21	124	5.9	1
-----------------	----	-----	-----	---

BRADLEY RANDLE (1)

New Mexico, 11/3/12	12	113	9.4	2
---------------------	----	-----	-----	---

CHANNING TROTTER (1)

Sacramento State, 9/5/09	16	102	6.4	3
--------------------------	----	-----	-----	---

OMAR CLAYTON - QB (1)

Colorado State, 10/20/07	19	135	7.1	0
--------------------------	----	-----	-----	---

TRAVIS DIXON - QB (1)

Utah State, 8/30/07	22	129	5.9	1
---------------------	----	-----	-----	---

DAVID PEEPLES (1)

Nevada, Reno, 9/30/06	15	106	7.1	0
-----------------------	----	-----	-----	---

SHANE STEICHEN - QB (1)

Idaho, 9/10/05	17	104	6.1	1
----------------	----	-----	-----	---

DAHRIN FOOTMAN (1)

Nevada, Reno, 10/3/98	13	154	11.8	1
-----------------------	----	-----	------	---

DEREK STOTT - QB (1)

Pacific, 11/23/91	15	103	6.9	0
-------------------	----	-----	-----	---

MATT WILLS (1)

New Mexico State, 11/16/91	22	137	6.2	0
----------------------------	----	-----	-----	---

WILLIE RUSSELL (1)

Northern Illinois, 10/21/89	14	114	8.1	0
-----------------------------	----	-----	-----	---

ARTIS CARHEE (1)

New Mexico, 11/1/80	7	102	14.6	2
---------------------	---	-----	------	---

MEL CARVER (1)

Hawaii, 11/15/80	11	115	10.5	0
------------------	----	-----	------	---

ROY CROUSE (1)

Cal State Fullerton, 10/4/80	16	100	6.3	2
------------------------------	----	-----	-----	---

DARALL MOORE (1)

Montana, 9/27/75	29	155	5.3	0
------------------	----	-----	-----	---

KEVIN COLE (1)

Prairie View A&M, 10/12/74	17	124	7.5	0
----------------------------	----	-----	-----	---

MIKE KELLY (1)

South Dakota State, 11/9/74	18	109	6.1	1
-----------------------------	----	-----	-----	---

HENRY MELTON (1)

New Mexico Highlands, 11/2/74	18	221	12.3	4
-------------------------------	----	-----	------	---

STEVE MATAUSEK (1)

Santa Clara, 11/3/73	5	100	20.0	0
----------------------	---	-----	------	---

CHARLES COOPER (1)

Montana State, 11/14/70	10	103	10.3	0
-------------------------	----	-----	------	---

GEORGE SAPHIRE (1)

LaVerne, 9/27/69	15	113	7.5	0
------------------	----	-----	-----	---

ROB HAYNES (1)

Cal Tech, 10/26/68	5	101	20.2	0
--------------------	---	-----	------	---

OPPONENT REC YDS AVG TD
DEVONTE BOYD (14)

San Jose State, 10/29/16	6	136	22.7	0
Jackson State, 9/1/16	4	135	33.8	3
Colorado State, 11/14/15	8	131	16.4	0
Utah State, 10/25/14	6	128	21.3	1
Wyoming, 11/12/16	10	127	12.7	0
Wyoming, 11/28/15	6	122	20.3	1
Hawaii, 11/7/15	6	120	20.0	1
Boise State, 10/31/15	10	116	11.6	0
New Mexico, 11/1/14	11	108	9.8	0
Northern Illinois, 9/5/15	5	107	21.4	1
San Jose State, 9/30/17	5	105	21.0	0
Howard, 9/2/17	4	105	26.3	1
Idaho, 9/9/17	2	103	51.5	1
Arizona, 11/8/14	8	100	12.5	0

RYAN WOLFE (12)

New Mexico, 10/14/06	9	176	19.6	2
Nevada, Reno, 9/27/08	8	167	20.9	1
Air Force, 10/6/07	10	164	16.4	0
Idaho State, 9/2/06	6	160	26.7	1
San Diego State, 11/22/08	11	144	13.1	2
BYU, 10/25/08	10	136	13.6	1
Colorado State, 10/7/06	11	135	12.3	1
Hawaii, 9/19/09	9	130	14.4	0
New Mexico, 10/24/09	11	118	10.7	1
Air Force, 11/24/06	6	108	18.0	0
Utah State, 8/30/08	7	103	14.7	2
New Mexico, 11/8/08	7	100	14.3	0

DEVANTE DAVIS (11)

Louisiana Tech, 10/6/12	8	186	23.3	1
San Diego State, 11/30/13	8	171	21.4	4
New Mexico, 9/28/13	10	164	16.4	3
Hawaii, 11/22/14	5	163	32.6	1
Northern Illinois 9/13/14	6	150	25.0	2
New Mexico, 11/3/12	7	145	20.7	1
Hawaii, 10/12/13	8	141	17.6	0
CMU, 9/14/13	7	140	20.0	3
Nevada, Reno, 10/26/13	8	121	15.1	2
Air Force, 11/8/14	6	114	14.3	1
Arizona, 8/29/14	8	100	12.5	0

LEN WARE (8)

San Diego State, 11/16/96	7	200	28.6	2
San Jose State, 11/22/97	7	150	21.4	0
Northwestern, 9/5/98	8	136	17.0	1
Air Force, 9/13/97	4	121	30.3	1
TCU, 10/11/97	5	117	23.4	0
TCU, 11/21/98	4	116	29.0	1
Hawaii, 9/20/97	8	108	13.5	1
Illinois State, 9/27/97	7	105	15.0	2

RANDY GATEWOOD (8)

Idaho, 9/17/94	23	363	15.8	1
Utah State, 10/23/93	9	134	14.8	0
New Mexico State, 10/30/93	7	130	18.6	1
Central Michigan, 9/10/94	9	126	14.0	1
Eastern Michigan, 9/3/94	7	121	17.3	1
Louisiana-Lafayette, 11/20/93	8	108	13.5	1
San Jose State, 10/29/94	6	105	17.5	0
*Central Michigan, 12/15/94	6	104	17.3	1

JIM SANDUSKY (8)

Hawaii, 10/31/81	9	189	21.0	2
BYU, 10/10/81	8	161	20.1	1
Long Beach State, 9/26/81	7	149	21.3	0
West Texas State, 9/19/81	6	134	22.3	1
New Mexico, 9/12/81	4	124	31.0	0
Utah, 10/24/81	6	120	20.0	1
San Diego State, 11/14/81	7	119	17.0	1
Texas-El Paso, 11/28/81	6	116	19.3	0

EARVIN JOHNSON (7)

New Mexico, 10/16/04	6	144	24.0	2
New Mexico, 10/12/02	8	141	17.6	0
Colorado State, 11/30/02	12	132	11.0	2
Brigham Young, 10/19/02	8	121	15.1	0
Nevada, Reno, 10/4/03	10	114	11.4	0
BYU, 10/25/03	7	108	15.4	1
Wyoming, 11/6/04	8	107	13.4	2

DAMON WILLIAMS (7)

Wyoming, 9/28/96	9	167	18.6	0
USC, 10/4/97	11	165	15.0	0
Fresno State, 10/26/96	5	132	26.4	0
San Diego State, 11/16/96	4	112	28.0	1
Wisconsin, 9/14/96	8	104	13.0	0
Colorado State, 11/1/97	8	100	12.5	0
TCU, 11/2/96	5	100	20.0	0

KEENAN McCARDELL (7)

Long Beach State, 11/4/89	7	157	22.4	1
Houston, 9/8/90	8	144	18.0	0
Nevada, Reno, 11/11/89	6	137	22.8	0
Utah State, 10/27/90	10	137	13.7	1
San Jose State, 11/25/89	8	131	16.4	2
Long Beach State, 11/17/90	9	124	13.8	1
Oregon State, 9/15/90	6	109	18.2	3

SAM GREENE (7)

Utah, 9/20/80	8	168	21.0	2
Wyoming, 10/27/79	5	135	27.0	0
San Diego State, 11/11/80	7	135	19.3	3
New Mexico, 10/13/79	4	130	32.5	1
Lamar, 11/23/79	5	107	21.4	1
Hawaii, 9/29/79	5	107	21.4	0
Tennessee State, 11/9/79	7	106	15.1	3

HENRY BAILEY (6)

Idaho, 9/17/94	9	159	17.7	4
San Jose State, 10/31/92	6	151	25.2	2
Cal State Fullerton, 10/12/91	4	151	37.8	1
Oregon, 9/26/92	5	129	25.8	1
New Mexico State, 10/10/92	5	105	21.0	1
*Central Michigan, 12/15/94	5	101	20.2	1

DEMOND THOMPKINS (6)

Cal State Fullerton, 11/28/92	9	212	23.5	2
Hawaii, 10/24/92	11	201	18.3	2
San Jose State, 11/13/93	9	188	20.8	2
Utah State, 10/23/93	9	185	20.5	0
New Mexico State, 10/30/93	7	120	17.1	1
Montana State, 11/21/92	4	103	25.8	1

CARLOS BAKER (5)

San Jose State, 11/23/96	10	168	16.8	1
San Jose State, 10/14/95	7	154	22.0	0
Air Force, 9/12/98	6	114	19.0	1
Nevada, Reno, 10/28/95	5	114	22.0	0
New Mexico State, 11/18/95	7	111	15.8	1

GEORGE THOMAS (5)

Cal State Fullerton, 9/27/86	6	197	32.8	2
New Mexico State, 11/15/86	6	161	26.8	2
San Jose State, 10/24/87	7	124	17.7	2
Long Beach State, 9/28/85	5	106	21.2	2
New Mexico State, 11/14/87	6	101	16.8	1

DARALL HAMBRICK (5)

Pacific, 10/2/82	8	178	22.3	0
Cal State Fullerton, 11/27/82	10	160	16.0	2
Texas-El Paso, 10/9/82	5	116	23.2	1
New Mexico, 9/18/82	9	112	12.4	1
San Jose State, 10/30/82	5	104	20.8	0

GREG BROWN (5)

Idaho State, 9/26/70	8	163	20.4	0
Santa Clara, 10/9/71	6	132	22.0	0
Oregon Tech, 10/3/70	5	116	23.2	0
Hawaii, 11/7/70	5	113	22.6	0
Cal State Los Angeles, 10/17/70	7	106	15.1	0



Ryan Wolfe

100-YARD RECEIVERS



PHILLIP PAYNE (5)

Southern Utah, 9/24/11	13	175	13.5	1
Nevada, Reno, 10/2/10	8	170	21.3	0
Air Force, 10/18/08	6	124	20.7	1
Nevada, Reno, 10/3/09	10	112	11.2	0
San Diego State, 11/28/09	5	107	21.4	1

KYLE WILLIAMS (4)

Hawaii, 12/12/20	10	144	14.4	1
New Mexico, 11/6/21	7	137	19.6	1
San Jose State, 10/21/21	7	117	16.7	0
San Jose State, 11/14/20	9	110	12.2	1

STEVE JENKINS (4)

San Diego State, 11/19/21	5	176	35.2	0
Nevada, Reno, 11/30/19	5	140	28.0	2
Nevada, Reno, 10/29/21	12	133	11.1	1
UTSA, 10/2/21	5	114	22.8	1

CASEY FLAIR (4)

Wisconsin, 9/8/07	10	12	12.6	1
Wyoming, 10/27/07	10	121	12.1	1
Colorado State, 10/7/06	8	100	12.5	0
Air Force, 11/24/06	8	100	12.5	1

NATE TURNER (4)

San Diego State, 11/25/00	11	158	14.4	1
Iowa State, 9/9/00	6	140	23.3	2
*Arkansas, 12/21/00	8	126	15.8	2
Air Force, 9/30/00	9	102	11.3	0

BRIAN HARRIS (4)

Nebraska-Omaha, 10/16/76	8	154	19.3	0
Weber State, 9/25/76	7	144	20.6	0
Troy State, 9/17/77	9	136	15.1	0
Boise State, 9/24/77	6	110	18.3	0

TROY MASON (3)

Air Force, 9/30/00	4	122	30.5	0
Northwestern, 9/7/01	7	106	15.1	0
BYU, 9/23/00	5	102	20.4	0

TODD FLOYD (3)

San Jose State, 11/22/97	5	125	25.0	0
TCU, 11/2/96	4	109	27.3	1
Nevada, Reno, 9/6/97	11	100	9.1	0

HENRY VEREEN (3)

Idaho, 11/5/77	7	181	25.9	2
Northern Arizona, 10/1/77	4	172	43.0	2
Nevada, Reno, 11/20/76	4	140	35.0	0

RANDAL GRIMES (2)

San Jose State, 11/22/19	6	130	21.7	1
San Diego State, 10/26/19	5	121	24.2	1

TYLEEK COLLINS (2)

San Jose State, 10/27/18	9	170	18.9	4
Utah State, 10/13/18	4	139	34.8	1

DARREN WOODS JR. (2)

New Mexico, 11/17/17	4	114	28.5	0
San Diego State, 11/10/18	4	100	25.0	0

MARCUS SULLIVAN (2)

Washington State, 9/14/12	6	136	22.7	2
Hawaii, 10/12/13	11	113	10.3	0

MICHAEL J. JOHNSON (2)

New Mexico, 9/25/10	8	138	17.3	3
BYU, 10/10/09	6	113	18.8	1

MICHAEL JOHNSON (2)

Northwestern, 9/7/01	8	174	21.8	2
Toledo, 09/21/02	8	109	13.6	0

JOHN MA'AE (2)

Pacific, 9/29/90	9	158	17.6	0
New Mexico, 9/21/91	7	122	17.4	1

RICKIE WILLS (2)

Tulsa, 10/29/88	3	154	51.3	1
Long Beach State, 11/26/88	5	106	21.2	0

WAYMON ALDRIDGE (2)

Cal State Fullerton, 11/27/82	9	181	20.1	2
Pacific, 10/2/82	7	108	15.4	0

MICHAEL MORTON (2)

BYU, 10/10/81	10	146	14.6	1
Utah, 10/24/81	6	129	21.5	1

JEFF SPEK (2)

Texas-El Paso, 11/28/81	8	206	25.8	1
Fresno State, 11/7/81	12	181	15.1	1

MIKE HAVERTY (2)

South Dakota, 9/18/76	8	156	19.5	0
Nebraska-Omaha, 10/16/76	10	144	14.4	0

KURT SCHNABEL (2)

Nebraska-Omaha, 10/11/75	5	130	26.0	0
San Diego State, 11/8/75	6	123	20.5	0

NATHANIEL HAWKINS (2)

Idaho State, 9/26/70	7	173	24.7	0
New Mexico Highlands, 10/30/71	7	125	17.9	0

NOAH BEAN (1)

Fresno State 10/18/19	2	105	52.5	1
------------------------------	----------	------------	-------------	----------

AARON CRISWELL (1)

Boise State, 10/31/15	6	105	17.5	0
-----------------------	---	-----	------	---

GREG ESTANDIA (1)

Utah, 10/22/05	10	120	12.0	2
----------------	----	-----	------	---

DONELL WHEATON (1)

New Mexico, 9/3/05	9	137	15.2	1
--------------------	---	-----	------	---

STEVEN COSTA (1)

Wyoming, 11/2/02	5	102	20.4	1
------------------	---	-----	------	---

LARRY CROOM (1)

Nevada, Reno, 10/05/02	6	114	19.0	2
------------------------	---	-----	------	---

ROD EMERY (1)

Fresno State, 11/6/86	6	113	18.8	0
-----------------------	---	-----	------	---

GEORGE WILLIAMS (1)

New Mexico State, 11/15/86	2	108	54.0	0
----------------------------	---	-----	------	---

BYRON BROWN (1)

SMU, 11/1/84	7	104	14.9	0
--------------	---	-----	------	---

TONY GLADNEY (1)

Fresno State, 11/24/84	3	106	35.3	1
------------------------	---	-----	------	---

REGGIE FARMER (1)

Utah State, 10/22/83	6	130	21.7	3
----------------------	---	-----	------	---

DARYL JOHNSON (1)

Oregon State, 10/1/83	7	106	15.1	0
-----------------------	---	-----	------	---

KIRK JONES (1)

Washington State, 9/24/83	9	100	11.1	0
---------------------------	---	-----	------	---

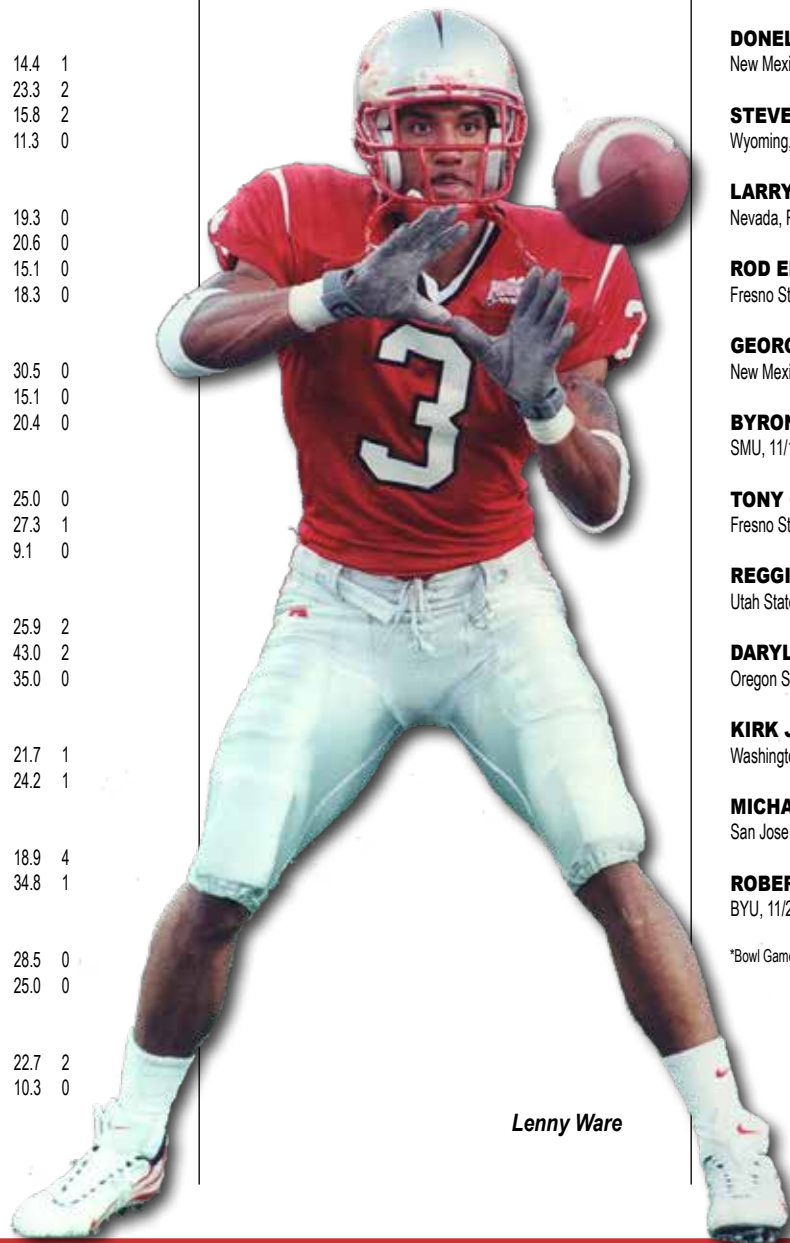
MICHAEL McDADE (1)

San Jose State, 9/10/83	10	125	12.5	1
-------------------------	----	-----	------	---

ROBERT COBB (1)

BYU, 11/29/80	8	110	13.8	0
---------------	---	-----	------	---

*Bowl Game • Active Players in **Bold**



Lenny Ware

OPPONENT CMP ATT YDS TD INT

RANDALL CUNNINGHAM (24)

Cal State Fullerton, 11/27/82	23	37	413	4	0
Pacific, 10/2/82	26	46	413	1	0
San Diego State, 10/27/83	19	25	347	3	0
Utah State, 10/22/83	19	35	319	3	0
SMU, 12/1/84	23	37	314	1	0
San Jose State, 9/10/83	22	36	313	2	1
San Diego State, 9/25/82	19	42	306	2	1
Washington State, 9/24/83	24	42	296	2	3
Pacific, 10/20/84	26	35	288	4	1
Oregon State, 10/1/83	17	28	285	1	1
Colorado State, 11/6/82	14	28	281	4	1
Idaho State, 10/13/84	21	26	274	1	1
*Toledo, 12/15/84	18	28	270	2	0
Long Beach State, 11/13/82	22	40	266	0	2
Pacific, 9/17/83	19	29	264	2	0
Utah, 10/16/82	22	38	260	0	0
San Jose State, 10/30/82	22	38	260	0	0
Texas-El Paso, 10/9/82	17	34	251	2	0
New Mexico, 9/18/82	19	44	246	2	0
Utah State, 11/17/84	15	25	242	3	0
Hawaii, 9/29/84	19	37	232	1	3
Fresno State, 11/24/84	13	24	230	1	1
Fresno State, 11/20/82	22	37	212	2	1
Hawaii, 10/15/83	17	39	205	0	1

JON DENTON (17)

San Diego State, 11/16/96	27	53	503	4	0
Wyoming, 9/28/96	32	46	486	3	2
San Jose State, 11/23/96	33	61	432	4	3
San Jose State, 11/22/97	26	44	401	5	3
TCU, 11/2/96	26	47	382	3	1
Southern California, 10/4/97	26	45	354	1	1
San Diego State, 10/18/97	31	56	335	1	3
Air Force, 9/13/97	23	41	333	2	0
BYU, 10/12/96	24	36	314	3	1
Illinois State, 9/27/97	21	30	295	3	0
Wisconsin, 9/14/96	20	39	293	2	3
Air Force, 9/7/96	25	45	275	0	2
Nevada, Reno, 9/6/97	25	45	267	1	2
TCU, 10/11/97	16	37	246	2	2
Colorado State, 9/21/96	26	46	243	1	0
Fresno State, 10/26/96	17	38	233	1	0
Hawaii, 9/20/97	21	46	221	2	3

OMAR CLAYTON (16)

Hawaii, 9/19/09	28	43	340	3	2
Nevada, Reno, 9/7/08	18	38	327	3	1
BYU, 10/25/08	26	40	321	1	1
Colorado State, 10/20/07	23	36	304	2	3
San Diego State, 11/28/09	21	35	274	1	2
Wyoming, 9/26/09	26	43	260	1	2
BYU, 10/10/09	20	32	253	2	2
Air Force, 10/18/08	19	30	251	2	0
Iowa State, 9/20/08	15	21	235	3	0
Air Force, 11/18/10	18	30	224	1	1
Utah, 10/17/09	23	44	223	0	2
Wyoming, 10/27/07	21	39	223	1	2
Utah, 9/11/10	18	37	217	0	0
Nevada, Reno, 10/2/10	14	23	214	1	1
Sacramento State, 9/5/09	13	17	213	1	0
New Mexico, 10/24/09	20	30	204	2	0

SAM KING (13)

Texas-El Paso, 11/28/81	23	33	476	1	0
BYU, 10/10/81	31	57	473	2	4
Hawaii, 10/31/81	30	47	439	3	2
West Texas State, 9/19/81	20	28	340	1	1
Fresno State, 11/7/81	27	52	340	1	2
Fresno State, 11/3/79	17	29	325	4	0
Air Force, 11/21/81	26	40	311	1	1
New Mexico, 10/13/79	17	32	289	3	3
Wyoming, 10/3/81	24	47	271	1	3
Long Beach State, 9/26/81	15	26	246	2	0
Utah, 10/24/81	15	27	246	2	0
New Mexico, 9/12/81	10	19	234	1	1
San Diego State, 11/14/81	20	34	232	2	2

BLAKE DECKER (11)

Northern Illinois, 9/13/14	24	42	397	1	3
Boise State, 10/31/15	29	50	357	0	2
San Diego State, 9/27/14	18	31	346	1	2
Fresno State, 10/10/14	29	40	332	1	1
Northern Illinois, 9/5/15	21	39	319	2	1
New Mexico, 11/1/14	28	44	271	0	2
Wyoming, 11/28/15	18	33	270	3	1
Utah State, 10/25/14	22	38	267	2	2
Air Force, 11/8/14	18	32	263	1	0
Hawaii, 11/7/15	15	24	258	2	1
Arizona, 11/8/14	22	41	252	1	1

GLENN CARANO (10)

Weber State, 9/25/76	24	37	359	2	1
South Dakota, 9/18/76	21	43	327	3	1
Nevada, Reno, 11/20/76	15	39	325	3	1
Weber State, 11/15/75	18	33	320	0	0
Northern Arizona, 11/1/75	19	31	267	0	0
Akron, 11/27/76	19	42	241	0	3
South Dakota State, 11/8/75	15	21	234	0	0
Northern Iowa, 9/13/75	11	16	231	0	0
Northern Arizona, 10/23/76	19	35	230	2	1
Idaho State, 10/2/76	15	31	208	0	3

CALEB HERRING (9)

Hawaii, 10/12/13	34	56	385	1	1
Nevada, Reno, 10/26/13	29	42	335	3	0
New Mexico, 9/28/13	24	34	293	4	0
San Diego State, 11/30/13	20	30	270	5	0
Wyoming, 11/17/12	22	36	268	2	0
Central Michigan, 11/14/13	24	28	266	3	0
San Jose State, 11/2/13	26	49	265	2	2
Utah State, 11/9/13	17	39	252	2	1
Southern Utah, 9/24/11	23	41	223	1	3

DEREK STOTT (9)

Long Beach State, 11/4/89	18	23	344	3	0
Pacific, 9/29/90	21	29	293	0	0
San Jose State, 11/25/89	16	30	286	3	0
Utah State, 10/27/90	22	44	279	1	2
Fresno State, 10/26/91	12	24	236	1	1
Cal State Fullerton 10/6/90	11	22	217	0	0
Nevada, Reno, 11/11/89	16	33	212	1	2
Cal State Fullerton, 10/12/91	9	21	209	1	1
Houston, 9/8/90	14	27	207	0	0

BOB STOCKHAM (8)

Utah State, 10/23/93	25	48	425	1	3
New Mexico State, 10/30/93	30	53	418	3	3
San Jose State, 11/13/93	18	33	289	2	3
Louisiana-Lafayette, 11/20/93	21	49	263	2	6
San Jose State, 10/31/92	9	20	247	4	0
Kansas State, 9/25/93	17	31	223	2	3
Oregon, 9/26/92	15	31	220	1	0
Texas-El Paso, 9/11/93	11	27	206	3	3

STEVE STALLWORTH (8)

Pacific, 10/11/86	21	35	269	0	2
Louisiana-Lafayette, 10/26/85	19	40	267	1	2
Wisconsin, 9/21/85	22	46	267	2	1
Long Beach State, 11/22/86	14	20	233	2	0
Long Beach State, 9/28/85	14	22	233	2	1
Tennessee Tech, 9/7/85	16	26	212	1	0
New Mexico State, 11/15/86	6	10	207	3	1
North Texas State, 11/1/86	15	25	200	3	2



Randall Cunningham

*Bowl Game • Active Players In **Bold**

200-YARD PASSERS



NICK SHERRY (7)

Louisiana Tech, 10/6/12	22	46	378	4	1
Washington State, 9/14/12	33	50	357	3	1
New Mexico, 11/3/12	17	27	289	2	2
Air Force, 9/22/12	23	32	250	1	1
Nevada, Reno, 10/13/12	21	35	243	1	1
Northern Arizona, 9/8/12	16	29	239	0	0
Minnesota, 8/29/13	35	50	226	2	2

JASON THOMAS (7)

Wyoming, 11/02/02	20	25	329	2	0
Northwestern, 9/7/01	18	39	304	2	1
San Diego State, 11/25/00	19	31	277	2	0
Nevada, Reno, 10/05/02	16	35	262	2	0
Air Force, 9/30/00	16	22	259	1	0
*Arkansas, 12/21/00	12	17	217	3	0
BYU, 9/23/00	11	17	202	0	1

KENYON OBLAD (6)

Colorado State, 11/2/19	22	39	280	2	0
Boise State, 10/5/19	24	55	262	2	1
Fresno State, 10/18/19	16	34	257	3	3
San Diego State, 10/26/19	21	39	255	2	0
Nevada, Reno, 11/30/19	16	22	229	3	0
San Jose State, 11/22/19	21	36	203	2	1

JARED BROWN (6)

*Central Michigan, 9/10/94	23	49	306	0	0
New Mexico State, 11/18/95	24	50	285	3	2
Idaho, 9/17/94	18	33	254	1	0
Iowa State, 9/23/95	19	28	244	3	1
Nevada, Reno, 10/28/95	17	42	230	0	0
San Jose State, 10/14/95	13	24	203	2	2

MAX GILLIAM (5)

San Jose State, 10/27/18	28	50	387	4	3
Air Force, 10/19/18	26	38	261	3	1
Utah State, 10/13/19	18	36	250	3	1
San Diego State, 11/10/18	16	24	237	1	1
Nevada, Reno, 10/31/20	27	40	207	2	0

ROCKY HINDS (5)

Air Force, 11/24/06	26	34	351	2	0
Idaho State, 9/2/06	24	42	322	1	0
Utah, 10/28/06	25	35	232	2	2
San Diego State, 11/11/06	20	39	211	1	2
BYU, 10/21/06	16	32	205	1	3

SHANE STEICHEN (5)

New Mexico, 10/14/06	18	30	295	5	2
Utah State, 9/24/05	25	43	265	2	1
Idaho, 9/10/05	22	34	250	2	1
New Mexico, 9/3/05	18	30	227	2	1
Wyoming, 11/06/04	20	34	223	4	2

LARRY GENTRY (5)

Utah, 9/20/80	18	34	325	3	5
Wyoming, 10/27/79	11	18	253	1	0
Texas-El Paso, 10/18/80	17	23	225	5	2
Colorado State, 9/27/80	9	16	218	4	1
San Diego State, 10/11/80	14	28	207	4	2

KURT NANTKES (4)

Toledo, 8/30/03	27	41	308	3	1
Utah State, 9/25/04	20	35	283	1	4
Nevada, Reno, 10/4/03	27	40	255	0	1
Utah, 10/18/03	13	31	211	0	1

CAMERON FRIEL (4)

UTSA, 10/2/21	25	37	307	1	1
Nevada, Reno, 10/29/21	27	41	283	2	3
San Jose State, 10/21/21	20	28	240	1	0
New Mexico, 11/6/21	20	33	227	2	1

ARMANI ROGERS (3)

Howard, 9/2/17	11	19	220	1	0
New Mexico, 11/17/17	13	25	211	1	0
San Jose State, 9/30/17	11	16	203	2	0

JOHNNY STANTON (3)

BYU, 11/10/17	20	33	325	2	2
Hawaii, 11/4/17	18	26	244	2	0
Jackson State, 9/1/16	10	12	217	3	0

MIKE CLAUSEN (3)

New Mexico, 11/8/08	17	34	203	2	0
Nevada, Reno, 10/3/09	26	50	276	1	0
San Diego State, 11/22/08	26	40	316	2	2

TRAVIS DIXON (3)

Air Force, 10/6/07	23	37	274	0	0
Wisconsin, 9/8/07	23	36	258	1	1
Nevada, Reno, 9/29/07	17	37	249	1	1

JARROD JACKSON (3)

Utah, 10/22/05	29	54	356	3	2
BYU, 11/5/05	31	52	329	1	3
Wyoming, 10/1/05	26	48	239	2	2

JASON DAVIS (3)

Idaho, 9/17/94	30	46	381	4	1
Eastern Michigan, 9/3/94	17	35	253	2	1
Louisiana Tech, 10/8/94	17	37	210	3	1

JOHN MA'AE (3)

Hawaii, 10/24/92	20	47	272	2	0
Cal State Fullerton, 11/28/92	10	21	251	2	1
New Mexico State, 10/10/92	14	34	206	1	1

GREG VAN NESS (3)

Idaho, 11/5/77	27	40	473	4	0
Troy State, 9/17/77	16	36	260	4	1
Boise State, 9/24/77	19	43	215	0	2

JIM STARKES (3)

Cal State Los Angeles, 10/17/70	15	26	261	0	0
Oregon Tech, 10/3/70	11	19	208	0	0
Santa Clara, 10/9/71	12	24	203	0	0

KURT PALANDECH (2)

Wyoming, 11/12/16	20	32	252	3	0
San Jose State, 10/10/15	15	30	217	2	2

CARLTON KELLEY (2)

Western Illinois, 10/8/77	11	17	273	3	0
Northern Arizona, 10/1/77	9	18	210	1	0

BILL CASEY (2)

Azusa-Pacific, 9/21/68	11	24	230	0	0
Saint Mary's, 9/14/68	16	22	201	0	0

JUSTIN ROGERS (1)

San Diego State 11/19/21	15	21	305	2	1
--------------------------	----	----	-----	---	---

DALTON SNEED (1)

Hawaii, 10/15/16	19	27	279	2	0
------------------	----	----	-----	---	---

JARED LEBOWITZ (1)

Hawaii, 11/22/14	13	30	212	0	1
------------------	----	----	-----	---	---

MATT RAY (1)

Colorado State, 11/27/99	16	29	216	1	0
--------------------------	----	----	-----	---	---

KEVIN CROOK (1)

Colorado State, 11/1/97	23	45	273	0	3
-------------------------	----	----	-----	---	---

HUNKIE COOPER (1)

New Mexico State, 11/16/91	9	16	212	2	0
----------------------------	---	----	-----	---	---

CHARLES PRICE (1)

Utah State, 11/5/88	23	38	251	0	0
---------------------	----	----	-----	---	---

RICHARD WILLIAMS (1)

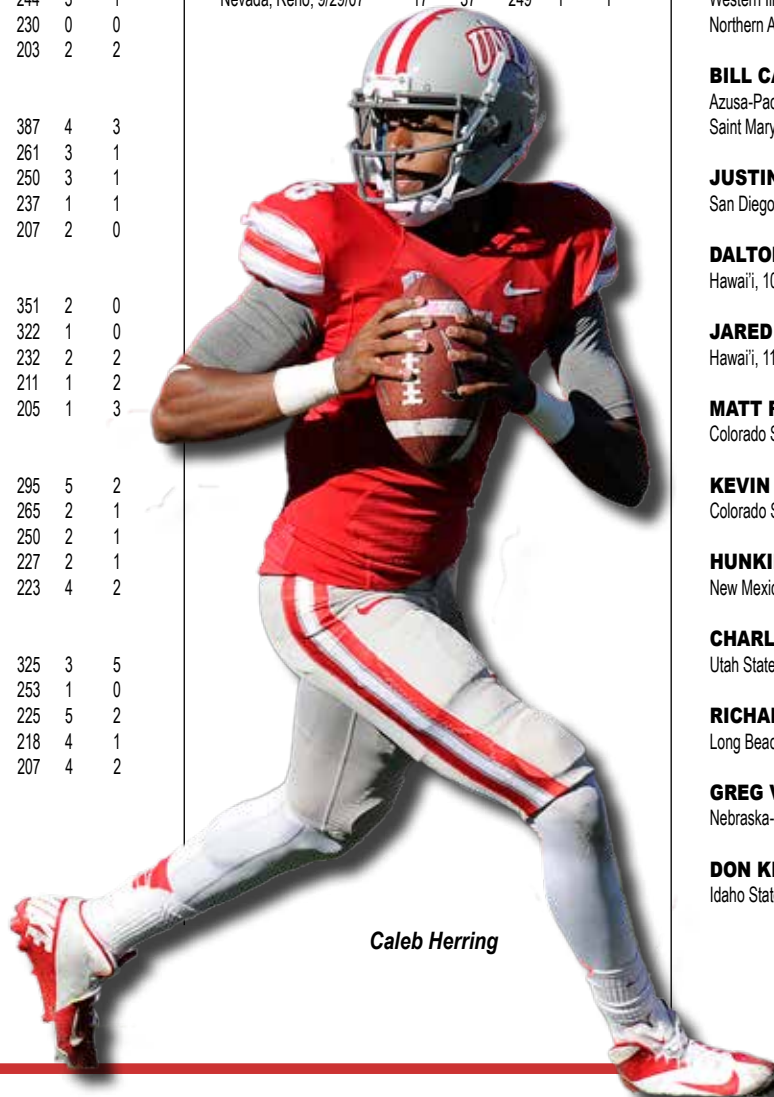
Long Beach State, 11/26/88	18	33	250	1	1
----------------------------	----	----	-----	---	---

GREG VAN HOUTON (1)

Nebraska-Omaha, 10/16/76	18	26	289	3	0
--------------------------	----	----	-----	---	---

DON KENNEDY (1)

Idaho State, 9/26/70	12	18	259	0	0
----------------------	----	----	-----	---	---



Caleb Herring



Mack Gilchrist



Joe Haro



Charles Williams



Tim Cornett

RUSHING

(11 players have rushed for 1,850 yards or more in a career)

	YR	ATT	YDS	AVG	TD	
1.	CHARLES WILLIAMS					
	2016	141	763	5.4	3	
	2017*	12	93	7.8	1	
	2018	65	332	5.1	0	
	2019	212	1,257	5.9	11	
	2020	116	495	4.3	4	
	2021	254	1,261	5.0	15	
	TOTAL	800	4,201	5.3	34	
2.	TIM CORNETT					
	2010	144	546	3.8	6	
	2011	119	671	5.6	7	
	2012	242	1,232	5.1	7	
	2013	264	1,284	4.9	15	
	TOTAL	769	3,733	4.9	35	
3.	LEXINGTON THOMAS					
	2015	81	506	6.2	3	
	2016	124	642	5.2	8	
	2017	211	1,336	6.3	17	
	2018	215	1,067	5.0	12	
	TOTAL	631	3,551	5.6	40	
4.	MIKE THOMAS					
	1973	274	1,741	6.4	20	
	1974	201	1,408	7.0	17	
	TOTAL	475	3,149	6.6	37	
5.	DOMINIQUE DORSEY					
	2001	57	379	6.6	4	
	2002	78	568	7.3	3	
	2003	158	626	4.0	1	
	2004	226	1,261	5.6	6	
	TOTAL	519	2,834	5.5	14	
6.	KIRK JONES					
	1983	98	404	4.1	6	
	1984	154	1,007	6.5	3	
	1985	156	790	5.1	4	
	1986	93	455	4.9	3	
	TOTAL	501	2,656	5.3	16	
7.	MICHAEL MORTON					
	1978	75	411	5.5	2	
	1979	143	881	6.2	8	
	1980	79	552	7.0	6	
	1981	123	692	5.6	4	
	TOTAL	420	2,536	6.0	20	
8.	JOE HARO					
	1998*	4	0	0	0	
	1999	8	65	8.1	0	
	2000	PLAYED ON DEFENSE				
	2001	218	1,107	5.1	10	
	2002	159	841	5.3	5	
		TOTAL	389	2,013	5.2	15
9.	OMAR LOVE					
	1992	84	483	5.8	3	
	1993	129	545	4.2	7	
	1994	150	548	3.7	1	
	1996	91	356	3.9	1	
	TOTAL	454	1,932	4.3	12	
10.	ICKEY WOODS					
	1984	2	4	2.0	0	
	1985	7	23	3.3	1	
	1986	60	240	4.0	4	
	1987	259	1,658	6.4	10	
		TOTAL	328	1,925	5.9	15
11.	JAMES WOFFORD					
	1997	124	624	5.0	4	
	1998	173	816	4.7	5	
	1999	45	232	5.2	1	
	2000	31	189	6.1	1	
	TOTAL	373	1,861	5.0	11	

*RECEIVED MEDICAL HARDSHIP STATUS

PASSING

(12 players have passed for 3,000 yards or more in a career)

	YR	ATT	COMP	INT	PCT	YDS	TD
1.	RANDALL CUNNINGHAM						
	1982	381	200	12	52.5	2,847	17
	1983	316	189	8	59.8	2,545	18
	1984	332	207	10	62.4	2,628	24
		TOTAL	1,029	594	30	58.0	8,020
2.	OMAR CLAYTON						
	2007	95	58	5	61.1	618	4
	2008	258	152	4	58.9	1,894	18
	2009	326	196	12	60.1	2,230	13
	2010	289	158	9	54.7	1,818	13
	TOTAL	968	564	30	58.3	6,560	48
3.	JON DENTON						
	1996	506	277	16	.547	3,591	25
	1997	374	199	17	.532	2,586	18
	TOTAL	880	476	33	.541	6,177	43
4.	SAM KING						
	1979	188	103	10	54.8	1,594	12
	1980	4	2	0	50.0	21	0
	1981	433	255	19	59.9	3,778	18
	TOTAL	625	360	29	57.6	5,393	30
5.	GLENN CARANO						
	1973	27	12	3	44.9	193	0
	1974	106	49	12	46.2	839	11
	1975	226	128	10	56.6	2,039	13
	1976	277	148	13	53.4	2,024	13
	TOTAL	636	337	38	53.0	5,095	37
6.	JASON THOMAS						
	2000	201	106	9	52.7	1,708	14
	2001	194	83	12	42.8	1,353	8
	2002	274	134	7	48.9	1,936	8
	TOTAL	669	323	28	48.3	4,997	30
7.	DEREK STOTT						
	1988	0	0	0	—	0	0
	1989	222	114	6	51.4	1,701	9
	1990	254	143	7	56.3	1,877	7
	1991	168	78	11	46.4	1,147	8
		TOTAL	644	335	24	51.3	4,725
8.	BLAKE DECKER						
	2014	401	231	18	57.6	2,886	15
	2015	209	120	8	57.4	1,713	12
	TOTAL	610	351	26	57.5	4,599	27
9.	CALEB HERRING						
	2010	56	28	3	50.0	365	4
	2011	206	113	6	54.9	1,004	8
	2012	41	24	0	58.5	301	2
	2013	405	256	5	63.2	2,718	24
	TOTAL	708	421	14	59.5	4,388	38
10.	STEVE STALLWORTH						
	1983	0	0	0	—	0	0
	1984	0	0	0	—	0	0
	1985	292	158	9	54.1	1,920	9
	1986	256	135	11	52.7	1,869	14
		TOTAL	548	293	20	53.5	3,789
11.	BOB STOCKHAM						
	1992	129	57	11	44.2	965	9
	1993	373	179	26	48.0	2,490	17
	TOTAL	502	236	37	47.0	3,455	26
12.	KURT NANTKES						
	2001	38	18	1	47.4	229	3
	2002	71	35	5	49.3	405	6
	2003	323	167	10	51.7	1,883	12
	2004	128	62	7	48.4	800	4
	TOTAL	560	282	23	50.4	3,317	25

CAREER LEADERS



RECEPTIONS


(11 players have caught 155 passes or more in a career)

	YR	NO	YDS	AVG	TD
1. RYAN WOLFE	2006	55	911	16.6	5
	2007	66	784	11.9	2
	2008	88	1,040	11.8	6
	2009	74	760	10.3	2
	TOTAL	283	3,495	12.3	15
2. CASEY FLAIR	2005	32	382	11.9	2
	2006	67	816	12.2	4
	2007	54	622	11.5	3
	2008	49	560	11.4	4
	TOTAL	202	2,380	11.8	13
3. DEVONTE BOYD	2014	65	980	15.1	4
	2015	54	904	16.7	7
	2016	45	746	16.6	4
	2017	34	612	18.0	3
	TOTAL	198	3,242	16.4	18
4. DAMON WILLIAMS	1995	41	515	12.6	2
	1996	54	900	16.7	1
	1997	61	770	12.6	5
	1998	31	373	12.0	1
	TOTAL	187	2,558	13.7	9
5. DEVANTE DAVIS	2011	4	42	10.5	0
	2012	61	854	14.0	4
	2013	87	1,290	14.8	14
	2014	34	599	17.6	4
	TOTAL	186	2,785	17.9	22
6. EARVIN JOHNSON	2001	12	182	15.2	0
	2002	51	793	15.5	4
	2003	60	834	13.9	4
	2004	60	795	13.2	8
	TOTAL	183	2,604	14.2	16
7. PHILLIP PAYNE	2008	29	436	15.0	7
	2009	58	661	11.4	7
	2010	40	689	17.2	5
	2011	44	509	11.6	7
	TOTAL	171	2,296	13.4	26
8. LEN WARE	1996	42	628	15.0	8
	1997	49	818	16.7	6
	1998	39	500	12.8	2
	1999	31	376	12.1	0
	TOTAL	161	2,322	14.4	16
9. CARLOS BAKER	1995	37	585	15.8	3
	1996	71	887	12.5	7
	1997	32	428	13.4	10
	1998	18	210	11.7	3
	TOTAL	158	2,170	13.7	13
10. HENRY BAILEY	1991	37	595	16.1	4
	1992	42	832	19.8	8
	1993	33	502	15.2	2
	1994	44	586	13.3	10
	TOTAL	156	2,515	16.1	24
11. MICHAEL MORTON	1978	5	41	8.2	0
	1979	16	242	15.1	3
	1980	79	552	7.0	6
	1981	55	682	12.4	5
	TOTAL	155	1,517	9.8	14


RECEIVING YARDS

(11 players have totaled 2,180 receiving yards or more in a career)

	YR	NO	YDS	AVG	TD
1. RYAN WOLFE	2006	55	911	16.6	5
	2007	66	784	11.9	2
	2008	88	1,040	11.8	6
	2009	74	760	10.3	2
	TOTAL	283	3,495	12.3	15
2. DEVONTE BOYD	2014	65	980	15.1	4
	2015	54	904	16.7	7
	2016	45	746	16.6	4
	2017	34	612	18.0	3
	TOTAL	198	3,242	16.4	18
3. DEVANTE DAVIS	2011	4	42	10.5	0
	2012	61	854	14.0	4
	2013	87	1,290	14.8	14
	2014	34	599	17.6	4
	TOTAL	186	2,785	17.9	22
4. EARVIN JOHNSON	2001	12	182	15.2	0
	2002	51	793	15.5	4
	2003	60	834	13.9	4
	2004	60	795	13.2	8
	TOTAL	183	2,604	14.2	16
5. DAMON WILLIAMS	1995	41	515	12.6	2
	1996	54	900	16.7	1
	1997	61	770	12.6	5
	1998	31	373	12.0	1
	TOTAL	187	2,558	13.7	9
6. HENRY BAILEY	1991	37	595	16.1	4
	1992	42	832	19.8	8
	1993	33	502	15.2	2
	1994	44	586	13.3	10
	TOTAL	156	2,515	16.1	24
7. DEMOND THOMPSON	1991	26	409	15.7	3
	1992	54	919	17.0	6
	1993	62	1,068	17.2	8
	TOTAL	142	2,396	16.87	17
	8. CASEY FLAIR	2005	32	382	11.9
2006		67	816	12.2	4
2007		54	622	11.5	3
2008		49	560	11.4	4
TOTAL		202	2,380	11.8	13
9. LEN WARE	1996	42	628	15.0	8
	1997	49	818	16.7	6
	1998	39	500	12.8	2
	1999	31	376	12.1	0
	TOTAL	161	2,322	14.4	16
10. PHILLIP PAYNE	2008	29	436	15.0	7
	2009	58	661	11.4	7
	2010	40	689	17.2	5
	2011	44	509	11.6	7
	TOTAL	171	2,296	13.4	26
11. KEENAN MCCARDELL	1987	0	0	0.0	0
	1988	19	260	13.7	2
	1989	54	883	16.4	5
	1990	68	1,046	15.4	8
	TOTAL	141	2,189	15.5	15



Nathaniel Hawkins



Keenan McCardell



Nate Turner



Ryan Wolfe



Nolan Kohorst



Demond Thompkins



George Thomas



Henry Bailey

TOTAL OFFENSE

(Five players have totaled 5,200 yards or more in a career)

YR	PLAYS	RUSH	PASS	TOTAL
1. RANDALL CUNNINGHAM				
1982	475	61	2,847	2,908
1983	422	133	2,545	2,678
1984	443	10	2,628	2,638
TOTAL	1,340	204	8,020	8,224
2. OMAR CLAYTON				
2007	146	179	618	797
2008	325	163	1,894	2,057
2009	402	238	2,230	2,468
2010	380	194	1,818	2,102
TOTAL	1,253	774	6,560	7,334
3. JASON THOMAS				
2000	339	599	1,708	2,307
2001	301	481	1,353	1,834
2002	398	448	1,936	2,384
TOTAL	1,038	1,528	4,997	6,525
4. JON DENTON				
1996	594	38	3,591	3,629
1997	438	5	2,586	2,591
TOTAL	1,032	43	6,177	6,220
5. GLENN CARANO				
1973	42	20	193	213
1974	195	126	839	965
1975	309	-3	2,039	2,036
1976	367	-4	2,024	2,020
TOTAL	913	139	5,095	5,234

SCORING

(Six players have scored 228 points or more in a career)

YR	TDS	FG	PATS	2PTS	TOTAL
1. LEXINGTON THOMAS					
2015	3	0	0	0	18
2016	10	0	0	0	60
2017	17	0	0	0	102
2018	13	0	0	0	78
TOTAL	43	0	0	0	258
2. NOLAN KOHORST					
2010	0	9	24	0	51
2011	0	8	29	0	53
2012	0	12	32	0	68
2013	0	10	45	0	75
TOTAL	0	39	130	0	247
3. MIKE THOMAS					
1973	21	0	0	1	128
1974	19	0	0	1	116
TOTAL	40	0	0	2	244
4. NICK GARRITANO					
1991	0	8	18	0	42
1992	0	11	19	0	52
1993	0	13	20	0	59
1994	0	21	24	0	87
TOTAL	0	53	81	0	240
5. DILLON PIEFFER					
2000	0	6	19	0	37
2001	0	7	33	0	54
2002	0	7	33	0	54
2003	0	20	26	0	86
TOTAL	0	40	111	0	231
5. TIM CORNETT					
2010	8	0	0	0	48
2011	8	0	0	0	48
2012	7	0	0	0	42
2013	15	0	0	0	90
TOTAL	28	0	0	0	228

ALL-PURPOSE YARDAGE

(11 players have totaled 3,275 yards or more of all-purpose yardage in a career)

YR	RUSH YDS	REC YDS	PR YDS	KOR YDS	TOT YDS
1. CHARLES WILLIAMS					
2016	763	8	0	422	1,193
2017	93	0	0	0	93
2018	332	2	0	0	334
2019	1,257	54	0	0	1,311
2020	495	202	0	0	1,463
2021	1,261	202	0	0	1,463
TOTAL	4,201	310	0	422	4,933
2. HENRY BAILEY					
1991	151	595	10	192	948
1992	15	832	219	817	1,883
1993	8	502	26	333	869
1994	60	586	111	432	1,189
TOTAL	234	2,515	366	1,774	4,889
3. TIM CORNETT					
2010	546	98	0	333	977
2011	671	54	0	202	927
2012	1,232	108	0	39	1,379
2013	1,284	164	0	0	1,448
TOTAL	3,733	424	0	574	4,731
4. LEXINGTON THOMAS					
2015	506	100	0	250	856
2016	642	83	0	44	769
2017	1,336	143	0	0	1,479
2018	1,067	165	0	0	1,232
TOTAL	3,551	491	0	294	4,336
5. HENRY VEREEN					
1975	147	42	34	824	1,047
1976	22	357	0	628	1,007
1977	162	629	82	449	1,322
1978	83	302	155	364	904
TOTAL	414	1,330	271	2,265	4,280
6. DOMINIQUE DORSEY					
2001	379	0	0	346	725
2002	568	7	0	260	835
2003	626	92	0	351	1,069
2004	1,261	55	12	310	1,638
TOTAL	2,834	154	12	1,267	4,267
7. MARCUS SULLIVAN					
2010	27	102	0	976	1,105
2011	REDSHIRTED				
2012	35	659	60	517	1,217
2013	81	505	0	509	1,095
2014	33	176	0	545	754
TOTAL	176	1,442	60	2,547	4,171
8. RYAN WOLFE					
2006	0	911	0	0	911
2007	103	784	0	0	887
2008	91	1,040	0	0	1,131
2009	1	760	20	0	821
TOTAL	235	3,495	20	0	3,750
9. MICHAEL MORTON					
1978	411	41	0	0	452
1979	881	242	0	0	1,123
1980	552	153	0	19	724
1981	692	682	0	42	1,416
TOTAL	2,536	1,118	0	6	3,715
10. KIRK JONES					
1983	404	231	0	19	744
1984	1,007	121	0	0	1,128
1985	790	275	0	37	1,102
1986	455	130	0	80	665
TOTAL	2,656	847	0	136	3,639
11. MIKE THOMAS					
1973	1,741	76	0	51	1,868
1974	1,408	131	0	0	1,539
TOTAL	3,149	207	0	51	3,407

CAREER LEADERS



PUNTING AVERAGE

(12 players have a career average of 41.0 yards or more/min. two seasons)

	YR	ATT	YDS	AVG	LG	BLK
1.	RANDALL CUNNINGHAM					
	1982	27	1,233	45.7	68	NA
	1983	56	2,435	43.5	73	NA
	1984	59	2,803	47.5	72	NA
	TOTAL	142	6,471	45.57	73	NA
2.	BRIAN PARVIN					
	1991	48	2,013	41.9	64	2
	1992	57	2,637	46.3	69	2
	TOTAL	105	4,650	44.29	69	4
3.	HAYES HICKEN					
	2018	65	2,847	43.8	68	2
	2019	66	2,861	43.3	71	2
	TOTAL	131	5,708	43.57	71	4
4.	RAY CHEETANY					
	1999	65	2,950	45.4	67	1
	2000	64	2,646	41.3	66	1
	TOTAL	129	5,596	43.38	67	2
5.	BRAD FAUNCE					
	1993	61	2,745	45.0	61	1
	1994	69	2,801	40.6	91	0
	TOTAL	130	5,546	42.66	91	1
6.	KIP FACER					
	2005	66	2,709	41.0	61	0
	2006	46	2,078	45.2	78	0
	TOTAL	112	4,787	42.74	78	0
7.	TONY RHYNES					
	1987	56	2,447	43.7	64	NA
	1988	66	2,904	44.0	59	0
	1989	56	2,195	39.2	65	0
	TOTAL	178	7,546	42.39	65	0
8.	JOE KRISTOSIK					
	1995	57	2,270	39.8	69	0
	1996	42	1,750	42.4	58	0
	1997	51	1,925	37.8	61	1
	1998	76	3,509	46.2*	67	1
	TOTAL	226	9,484	41.96	69	2
9.	BOB HULBERG					
	1985	66	2,783	42.2	75	NA
	1986	64	2,621	40.9	62	NA
	TOTAL	130	5,404	41.57	75	NA
10.	LOGAN YUNKER					
	2013	65	2,719	41.8	73	0
	2014	81	3,283	40.5	61	1
	2015	67	2,850	42.5	65	1
	TOTAL	213	8,852	41.56	73	2
11.	EVAN PANTELS					
	2016	64	2,670	41.7	68	3
	2017	22	900	40.9	69	0
	2018	0	0	0	0	0
	TOTAL	86	3,570	41.51	69	3
12.	CHASE LANSFORD					
	2011	75	3,093	41.2	66	1
	2012	65	2,714	41.8	67	0
	TOTAL	140	5,807	41.48	67	1
13.	KEVIN RUTLEDGE					
	1980	57	2,329	40.9	61	NA
	1981	50	2,083	41.7	56	NA
	TOTAL	107	4,412	41.23	61	NA

KICKOFF RETURN AVERAGE

(minimum 20 returns)

	YR	NO	YDS	AVG	TD	LONG
1.	MARCUS SULLIVAN					
	2010	35	976	27.9	0	73
	2011	REDSHIRTED				
	2012	22	517	23.5	0	44
	2013	18	509	28.3	0	75
	2014	21	545	26.0	0	48
	TOTAL	96	2,547	26.5	0	75
2.	DUANE "TOY TRAIN" JAMES					
	1998	30	749	25.0	0	49
	1999	17	400	23.5	0	57
	TOTAL	47	1,149	24.4	0	57
3.	LEN WARE					
	1996	19	422	22.2	0	53
	1997	4	97	24.3	0	34
	1998	7	133	19.0	0	38
	1999	7	246	35.1	1	97
	TOTAL	37	898	24.3	1	97
4.	HENRY VEREEN					
	1975	36	824	22.9	0	82
	1976	20	628	31.4	0	64
	1977	22	449	20.4	0	31
	1978	16	364	22.8	0	65
	TOTAL	94	2,265	24.1	0	82
5.	DEMOND THOMPkins					
	1991	5	82	16.4	0	25
	1992	3	46	15.3	0	21
	1993	16	442	27.6	0	47
	TOTAL	24	570	23.8	0	47


PUNT RETURN AVERAGE

(minimum 20 returns)

	YR	NO	YDS	AVG	TD	LONG
1.	GREG BROWN					
	1970	26	288	11.1	1	86
	1971	9	270	30.0	1	75
	TOTAL	35	558	15.9	2	86
2.	TROY MASON					
	1999	0	0	0	0	0
	2000	23	378	16.4	1	84
	2001	21	271	12.9	1	57
	2002	18	134	7.4	0	32
	TOTAL	62	783	12.6	2	84
3.	HUNKIE COOPER					
	1990	14	173	12.4	0	25
	1991	17	186	10.9	0	39
	TOTAL	31	359	11.6	0	39
4.	DAVID HOLLIS					
	1983	4	73	18.3	NA	35
	1984	5	30	6.0	0	21
	1985	0	0	0	0	0
	1986	25	282	11.3	0	33
	TOTAL	34	385	11.3	NA	35
5.	TREMAYNE KIRKLAND					
	2003	25	314	12.6	0	75
	2004	DID NOT PLAY - INJURY				
	2005	11	69	6.3	0	15
	TOTAL	36	383	10.6	0	75



Ray Cheetany



Greg Brown



Tony Rhynes



Marcus Sullivan



Adam Seward



Ryan Claridge



Aaron Mitchell



Beau Bell

TACKLES


(10 players have totaled more than 280 tackles in a career)

	YR	UT	AT	TOTAL	TFL	SCK-YDS
1.	ADAM SEWARD (LB)					
	2001	34	26	60	6-27	3.0-21
	2002	55	78	133	8-24	1.5-16
	2003	67	52	119	10-34	0.5-5
	2004	59	62	121	7-14	1-7
	TOTAL	215	218	433	31-99	6-49
2.	JASON BEAUCHAMP (LB)					
	2006	39	30	69	6.0-19	3.5-15
	2007	25	18	43	2.0-9	1.0-7
	2008	54	73	127	6.0-33	2.0-16
	2009	46	49	95	12.0-58	6.5-43
	TOTAL	164	170	334	26.0-119	13.0-81
3.	PENI VEA (S)					
	2012	28	24	52	0.5-1	0-0
	2013	68	40	108	3-14	2-0
	2014	56	32	88	7.5-44	3.5-28
	2015	50	30	80	3-6	1-2
	TOTAL	202	126	328	14-65	6.5-30
4.	BEAU BELL (LB)					
	2004	16	10	26	1-2	0-0
	2005	50	42	96	7.5-32	3.5-24
	2006	41	35	76	9-34	4-21
	2007	79	47	126	9.5-34	3-17
	TOTAL	186	134	320	27-102	10.5-62
5.	TAU LOTULELEI (LB)					
	2013	15	16	31	4-15	0-10
	2014	45	55	100	10.5-41	3-17
	2015	40	30	70	11.5-34	3-20
	2016	62	55	117	16.5-35	3.5-18
	TOTAL	162	156	318	42.5-125	9.5-55
6.	RANDY BLACK (S)					
	1997	59	21	80	4-16	1-10
	1998	57	9	66	3-8	0
	1999	63	24	87	8-30	3-20
	2000	38	23	61	3-10	0
	TOTAL	217	77	294	18-64	4-30
7.	RYAN CLARIDGE (LB)					
	2000	32	27	59	3-11	2.0-9
	2001	38	33	71	8-26	2.0-19
	2002	REDSHIRTED WITH INJURY				
	2003	36	40	76	12-62	5.5-53
	2004	39	48	87	15-71	9.0-61
	TOTAL	145	148	293	38-170	18.5-142
8.	DARNELL PICKENS (LB)					
	1984	13	25	38	2-6	0
	1985	36	47	83	1-2	0
	1986	21	66	87	1-5	1-5
	1987	51	30	81	4-7	0
	TOTAL	121	168	289	8-20	1-5
9.	JAMAAL BRIMMER (S)					
	2001	11	10	21	1-1	0-0
	2002	54	46	100	17-62	5.5-39
	2003	49	28	77	10-48	3.0-34
	2004	51	31	82	6.5-12	1.5-1
	TOTAL	165	115	280	34.5-123	10-74
	DOC WISE (LB-DL)					
	1986	12	28	40	3-3	5-8
	1987	17	24	41	3-24	0
	1988	39	41	80	7-16	3-10
	1989	68	51	119	10-40	1-7
	TOTAL	136	144	280	23-83	9-25

INTERCEPTIONS

(10 players have totaled at least 8 interceptions in a career)

	YR	NO	YDS	AVG	TD	LG
1.	MARLON BEAVERS					
	1973	4	98	24.5	0	38
	1974	5	164	32.8	1	98
	1975	2	26	13.0	0	22
	1976	6	79	13.2	0	33
	TOTAL	17	367	21.6	1	98
2.	KEVIN THOMAS					
	1998	0	0	0.0	0	0
	1999	5	75	15.0	1	46
	2000	2	39	19.5	0	32
	2001	7	213*	30.4	3*	58
	TOTAL	14	327	23.4	4	58
	CHARLES JARVIS					
	1978	3	71	23.7	0	38
	1979	2	21	10.5	0	16
	1980	4	81	20.3	1	39
	1981	5	38	7.6	0	24
	TOTAL	14	211	15.1	1	39
4.	DAVID HOLLIS					
	1983	2	2	1.0	0	2
	1984	4	26	6.5	0	13
	1985	1	92	92.0	1	92
	1986	4	23	5.8	0	20
	TOTAL	11	143	13.0	1	92
	PATT MEDCHILL					
	1970	4	160	40.0	1	100
	1971	5	124	24.8	1	34
	1972	2	89	44.5	1	65
	TOTAL	11	373	33.9	3	100
6.	RODNEY MAZION					
	1991	2	96	48.0	1	96
	1992	3	1	0.3	0	1
	1993	2	82	41.0	0	43
	1994	2	46	23	1	32
	TOTAL	9	179	19.9	2	96
	JIM FARNHAM					
	1970	4	14	3.5	0	10
	1971	5	115	23.0	1	44
	TOTAL	9	129	14.3	1	44
8.	ALVIN HORN					
	1985	2	7	3.5	0	7
	1986	6	35	5.8	0	12
	TOTAL	8	42	5.3	0	12
	AARON MITCHELL					
	1977	2	0	0.0	0	0
	1978	6	25	4.2	0	20
	TOTAL	8	25	3.1	0	20
	JIM THOMPSON					
	1968	4	46	11.5	1	NA
	1969	4	34	8.5	0	NA
	TOTAL	8	80	10.0	1	NA



*Led Nation

Rodney Mazion

SINGLE-SEASON LEADERS




RUSHING YARDS


(25 players have rushed for 690 yards or more in a single season, 36 times)

	PLAYER, YEAR	ATT	YDS	AVG	TD
1.	Mike Thomas, 1973#	274	1,741	6.4	20
2.	Lokey Woods, 1987*	259	1,658	6.4	10
3.	Mike Thomas, 1974	201	1,408	7.0	17
4.	Lexington Thomas, 2017	211	1,336	6.3	17
5.	Tim Cornett, 2013	264	1,284	4.9	15
6.	Charles Williams, 2021	254	1,261	5.0	15
	Dominique Dorsey, 2004	226	1,261	5.6	6
8.	Charles Williams, 2019	212	1,257	5.9	11
9.	Tim Cornett, 2012	242	1,232	5.1	7
10.	Joe Haro, 2001	218	1,107	5.1	10
11.	Lexington Thomas, 2018	215	1,067	5.0	12
12.	Kirk Jones, 1984	154	1,007	6.5	3
13.	Jeremi Rudolph, 2000	178	1,005	5.6	9
14.	Larry Croom, 2003	208	932	4.5	3
15.	Frank Summers, 2007	202	928	4.6	6
16.	Leon Walker, 1978	130	922	7.1	3
17.	Raymond Strong, 1976	125	907	7.3	9
18.	Tommy Jackson, 1988	179	894	5.0	6
19.	Michael Morton, 1979	143	881	6.2	8
20.	Tony Burton, 1995	163	880	5.4	5
21.	Raymond Strong, 1977	143	843	5.9	6
22.	Joe Haro, 2002	159	841	5.3	5
23.	James Wofford, 1998	173	816	4.7	5
24.	Tony Lewis, 1984	157	801	5.1	7
25.	Kevin Brown, 2000	148	798	5.4	3
26.	Kirk Jones, 1985	156	790	5.1	4
27.	Mack Gilchrist, 1969	153	765	5.0	11
28.	Armani Rogers (QB), 2017	146	780	5.3	8
29.	Charles Williams, 2016	141	763	5.4	3
30.	Mack Gilchrist, 1970	175	764	4.4	10
31.	Frank Summers, 2008	183	740	4.0	8
32.	Kyle Toomer, 1989	134	736	5.5	6
33.	Marvin Eastman, 1990	141	718	5.1	7
34.	Keith Whitely, 2015	152	711	4.7	3
35.	Jeremi Rudolph, 1999	155	693	4.5	4
36.	Michael Morton, 1981	123	692	5.6	4

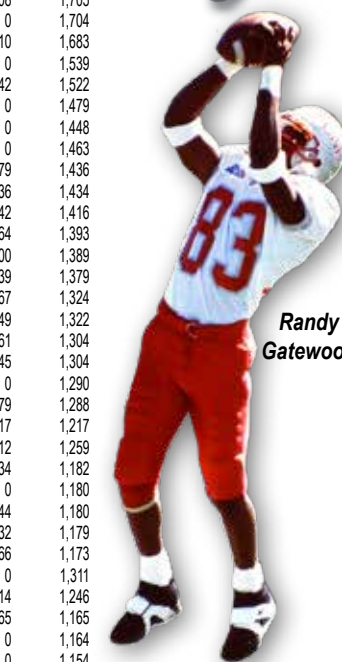
*NCAA Division I rushing champion #NCAA Division II rushing champion



Henry Bailey



Sam King



Randy Gatewood

RECEPTIONS

(23 players have caught 49 passes or more in a single season, 35 times)

	PLAYER, YEAR	NO	YDS	AVG	TD
1.	Ryan Wolfe, 2008	88	1,040	11.8	6
	Randy Gatewood, 1994	88	1,203	13.7	6
3.	Devante Davis, 2013	87	1,290	14.8	14
4.	Michael Morton, 1980	79	552	7.0	6
5.	Ryan Wolfe, 2009	74	760	10.3	2
6.	Carlos Baker, 1996	71	887	12.5	7
7.	Keenan McCardell, 1990	68	1,046	15.4	8
	Jim Sandusky, 1981	68	1,346	19.8	6
9.	Casey Flair, 2006	67	816	12.2	4
10.	Ryan Wolfe, 2007	66	784	11.9	2
	Nate Turner, 2000	66	947	14.3	10
12.	Devonte Boyd, 2014	65	980	15.1	4
13.	Demond Thompkins, 1993	62	1,068	17.2	8
14.	Devante Davis, 2012	61	854	14.0	4
	Damon Williams, 1997	61	770	12.6	5
16.	Earvin Johnson, 2004	60	795	13.2	8
	Earvin Johnson, 2003	60	834	13.9	4
	Darral Hambrick, 1982	60	1,060	17.7	8
19.	Phillip Payne, 2009	58	661	11.4	7
20.	Marcus Sullivan, 2012	55	659	12.0	4
	Ryan Wolfe, 2006	55	911	16.6	5
	Michael Morton, 1981	55	682	12.4	5
23.	Devonte Boyd, 2015	54	904	16.7	7
	Casey Flair, 2007	54	622	11.5	3
	Damon Williams, 1996	54	900	16.7	1
	Demond Thompkins, 1992	54	919	17.0	6
	Keenan McCardell, 1989	54	883	16.4	5
	Jeff Spek, 1981	54	895	16.6	2
29.	Michael Johnson, 2010	51	571	11.2	5
	Earvin Johnson, 2002	51	793	15.5	4
	Mike Haverty, 1976	51	738	13.9	5
32.	Casey Flair, 2008	49	560	11.4	4
	Greg Estandia, 2005	49	563	11.5	7
	Len Ware, 1997	49	818	16.7	6
	Waymon Aldridge, 1982	49	810	16.5	7

PASSING YARDS

(23 players have passed for 1,350 yards or more in a single season, 36 times)

	PLAYER, YEAR	ATT	COMP	INT	PCT	YDS	TD
1.	Sam King, 1981	433	255	19	.599	3,778	28
2.	Jon Denton, 1996	506	277	16	.547	3,591	25
3.	Blake Decker, 2014	401	231	18	.576	2,886	15
4.	R. Cunningham, 1982	381	200	12	.525	2,847	17
5.	Caleb Herring, 2013	405	256	5	.632	2,718	24
6.	R. Cunningham, 1984	332	207	10	.624	2,628	24
7.	Jon Denton, 1997	374	199	17	.532	2,586	18
8.	R. Cunningham, 1983	316	189	8	.598	2,545	18
9.	Nick Sherry, 2012	426	226	17	.531	2,544	16
10.	Bobby Stockham, 1993	373	179	26	.480	2,490	17
11.	Omar Clayton, 2009	326	196	12	.601	2,230	13
12.	Rocky Hinds, 2006	359	194	13	.540	2,148	8
13.	Kenyon Oblad, 2019	308	167	9	.542	2,081	18
14.	Glenn Carano, 1975	226	128	10	.566	2,039	13
15.	Glenn Carano, 1976	277	148	13	.534	2,024	13
16.	Jason Thomas, 2002	274	134	7	.489	1,936	8
17.	Steve Stallworth, 1985	292	158	9	.541	1,920	9
18.	Omar Clayton, 2008	258	152	4	.589	1,894	18
19.	Kurt Nantkes, 2003	323	167	10	.517	1,883	12
20.	Derek Stott, 1990	254	143	7	.563	1,877	7
21.	Travis Dixon, 2007	299	159	8	.532	1,873	8
22.	Steve Stallworth, 1986	256	135	11	.527	1,869	14
23.	Omar Clayton, 2010	283	158	9	.558	1,818	13
24.	Jared Brown, 1995	304	147	17	.484	1,783	13
25.	Greg Van Ness, 1977	251	122	12	.486	1,736	10
26.	Blake Decker, 2015	209	120	8	.574	1,713	12
27.	Jason Thomas, 2000	201	106	9	.527	1,708	14
28.	Derek Stott, 1989	222	114	6	.514	1,701	9
29.	Larry Gentry, 1980	209	113	16	.541	1,691	22
30.	Cameron Friel, 2021	226	141	11	.624	1,608	6
31.	Sam King, 1979	188	103	10	.548	1,594	12
32.	Jason Davis, 1994	267	130	14	.487	1,539	12
33.	Armani Rogers, 2017	189	99	5	.524	1,471	6
34.	Bill Casey, 1968	168	95	1	.566	1,423	11
35.	Max Gilliam, 2018	225	125	8	.553	1,394	14
36.	Jason Thomas, 2001	194	83	12	.428	1,353	8

ALL-PURPOSE YARDS

(29 players have handled the ball for 1,131 or more all-purpose yards in a single season, 36 times)

	PLAYER, YEAR	RUSH YDS	REC YDS	PR YDS	KOR YDS	TOT YDS
1.	Henry Bailey, 1992	15	832	219	817	1,883
2.	Mike Thomas, 1973	1,741	76	0	51	1,868
3.	Hunkie Cooper, 1990	573	251	173	708	1,705
4.	Lokey Woods, 1987	1,658	46	0	0	1,704
5.	Dominique Dorsey, 2004	1,261	55	12	310	1,683
6.	Mike Thomas, 1974	1,408	131	0	0	1,539
7.	Demond Thompkins, 1993	0	1,068	12	442	1,522
8.	Lexington Thomas, 2017	1,336	143	0	0	1,479
9.	Tim Cornett, 2013	1,284	164	0	0	1,448
10.	Charles Williams, 2021	1,261	202	0	0	1,463
11.	Tony Burton, 1995	880	277	0	279	1,436
12.	Jim Sandusky, 1981	-9	1,346	61	36	1,434
13.	Michael Morton, 1981	692	682	0	42	1,416
14.	Greg Brown, 1970	0	741	288	364	1,393
15.	Raymond Strong, 1976	907	282	0	200	1,389
16.	Tim Cornett, 2012	1,232	108	0	39	1,379
17.	Randy Gatewood, 1994	0	1,204	54	67	1,324
18.	Henry Vereen, 1977	162	629	82	449	1,322
19.	Erick Jackson, 2005	673	370	0	261	1,304
	Raymond Strong, 1977	843	416	0	45	1,304
21.	Devante Davis, 2013	0	1,290	0	0	1,290
22.	Carlos Baker, 1996	-1	887	123	279	1,288
23.	Marcus Sullivan, 2012	35	659	60	517	1,217
24.	Jeremi Rudolph, 2000	1,005	44	-2	212	1,259
25.	Tommy Jackson, 1988	894	254	0	34	1,182
26.	Frank Summers, 2007	928	252	0	0	1,180
	George Thomas, 1986	28	808	0	344	1,180
28.	Henry Bailey, 1994	50	586	111	432	1,179
29.	Joe Haro, 2001	1107	0	0	66	1,173
30.	Charles Williams, 2019	1,257	54	0	0	1,311
31.	Lexington Thomas, 2018	1067	165	0	14	1,246
32.	Deante Purvis, 2009	0	0	0	1,165	1,165
33.	Tony Lewis, 1983	611	400	153	0	1,164
34.	Tony Lewis, 1984	801	266	87	0	1,154
35.	Troy Mason, 2000	0	492	378	262	1,132
36.	Ryan Wolfe, 2008	91	1,040	0	0	1,131



SEASONAL LEADERS

RUSHING YARDS

YEAR	PLAYER	ATT	YDS	AVG	TD	LG
1968	Larry Hodges, HB	128	568	4.4	8	42
1969	Mack Gilchrist, FB	153	765	5.0	11	38
1970	Mack Gilchrist, FB	175	764	4.4	10	29
1971	Charles Cooper, FB	116	402	3.5	3	23
1972	Steve Matousek, FB	103	389	3.8	2	41
1973	Mike Thomas, TB	274	1,741*	6.4	20	83
1974	Mike Thomas, TB	201	1,408	7.0	17	85
1975	Darall Moore, TB	105	547	5.2	10	75
1976	Raymond Strong, TB	125	907	7.3	9	74
1977	Raymond Strong, TB	143	843	5.9	6	80
1978	Leon Walker, FB	130	922	7.1	3	67
1979	Michael Morton, TB	143	881	6.2	8	56
1980	Michael Morton, TB	79	552	7.0	6	77
1981	Michael Morton, TB	123	692	5.6	4	67
1982	Lloyd Henderson, RB	54	239	4.4	4	15
1983	Keyvan Jenkins, RB	87	456	5.2	3	86
1984	Kirk Jones, RB	154	1,007	6.5	3	62
1985	Kirk Jones, RB	156	790	5.1	4	37
1986	Rod Emery, RB	117	584	4.9	5	36
1987	Ickey Woods, RB	259	1,658*	6.4	10	62
1988	Tommy Jackson, TB	179	894	5.0	6	21
1989	Kyle Toomer, FB	134	736	5.5	6	44
1990	Marvin Eastman, FB	141	731	5.1	7	39
1991	Derek Black, FB	147	588	4.0	6	22
1992	Shannon Wilson, RB	143	650	4.5	3	33
1993	Omar Love, RB	129	545	4.2	7	32
1994	Omar Love, RB	150	548	3.7	1	31
1995	Tony Burton, RB	163	880	5.4	5	65
1996	Omar Love, RB	91	356	3.9	1	34
1997	Coury Hankins, RB	127	641	5.0	2	47
1998	James Wofford, RB	173	816	4.7	5	55
1999	Jeremi Rudolph, TB	155	693	4.5	4	28
2000	Jeremi Rudolph, TB	178	1,005	5.6	9	45
2001	Joe Haro, TB	218	1,107	5.1	10	68
2002	Joe Haro, TB	159	841	5.3	5	54
2003	Larry Croom, TB	208	932	4.5	3	60
2004	Dominique Dorsey, TB	226	1,261	5.6	6	53
2005	Erick Jackson, RB	174	637	3.9	6	50
2006	David Peeples, RB	133	519	3.9	7	42
2007	Frank Summers, RB	202	928	4.6	6	49
2008	Frank Summers, RB	183	740	4.0	8	45
2009	Channing Trotter, RB	114	541	4.7	9	29
2010	Tim Cornett, TB	144	546	3.8	6	46
2011	Tim Cornett, TB	119	671	5.6	7	80
2012	Tim Cornett, TB	242	1,232	5.1	7	76
2013	Tim Cornett, TB	264	1,284	4.9	15	75
2014	Sha'q Murray-Lawrence, TB	117	552	4.7	9	68
2015	Keith Whitely, RB	152	711	4.7	3	57
2016	Charles Williams, RB	141	763	5.4	3	75
2017	Lexington Thomas, RB	211	1,360	6.3	17	62
2018	Lexington Thomas, RB	215	1,067	5.0	12	75
2019	Charles Williams, RB	212	1,257	5.9	11	80
2020	Charles Williams, RB	116	495	4.3	4	49
2021	Charles Williams, RB	254	1,261	5.0	15	75

PASSING YARDS

YEAR	PLAYER	ATT	CMP	INT	PCT	YDS	TD	LG
1968	Bill Casey	168	95	9	.566	1,423	11	80
1969	Don Kennedy	141	64	7	.454	966	9	38
1970	Jim Starkes	113	59	7	.522	1,097	8	79
1971	Jim Starkes	202	87	10	.432	1,059	9	62
1972	Sonny Brasile	146	68	8	.466	807	4	55
1973	Mike Pry	69	28	3	.406	481	6	36
1974	Glenn Carano	106	49	12	.462	839	11	50
1975	Glenn Carano	226	128	10	.566	2,039	13	46
1976	Glenn Carano	277	148	13	.534	2,024	13	64
1977	Greg Van Ness	251	122	12	.486	1,736	10	63
1978	Doug Robertson	173	72	4	.416	1,104	7	81
1979	Sam King	188	103	10	.548	1,594	12	80
1980	Larry Gentry	209	113	16	.541	1,691	22	78
1981	Sam King	433	255	19	.599	3,778	18	71
1982	Randall Cunningham	381	200	12	.525	2,847	17	58
1983	Randall Cunningham	316	189	8	.598	2,545	18	69
1984	Randall Cunningham	332	207	10	.624	2,628	24	62
1985	Steve Stallworth	292	158	9	.541	1,920	9	71
1986	Steve Stallworth	256	135	11	.527	1,869	14	77
1987	Scott Sims	180	76	14	.422	809	6	67
1988	Charles Price	200	96	8	.480	1,200	4	80
1989	Derek Stott	222	114	6	.514	1,701	9	69
1990	Derek Stott	254	143	7	.563	1,877	7	46
1991	Derek Stott	168	78	11	.464	1,147	8	52
1992	John Ma'ae	176	75	8	.426	1,179	9	76
1993	Bob Stockham	373	179	26	.480	2,490	17	61
1994	Jason Davis	267	130	14	.487	1,539	12	58
1995	Jared Brown	304	147	17	.484	1,783	13	58
1996	Jon Denton	506	277	16	.547	3,591	25	82
1997	Jon Denton	374	199	17	.532	2,586	18	82
1998	Kevin Crook	115	50	7	.435	688	6	77
1999	Jason Vaughan	195	104	6	.533	1,043	9	45
2000	Jason Thomas	201	106	9	.527	1,708	14	57
2001	Jason Thomas	194	83	12	.428	1,353	8	60
2002	Jason Thomas	274	134	7	.489	1,936	8	55
2003	Kurt Nantkes	323	167	10	.517	1,883	12	50
2004	Shane Steichen	187	92	10	.492	1,011	7	47
2005	Jarrold Jackson	228	124	12	.544	1,321	6	62
2006	Rocky Hinds	359	194	13	.540	2,148	8	71
2007	Travis Dixon	299	159	8	.532	1,873	8	45
2008	Omar Clayton	258	152	4	.589	1,894	18	48
2009	Omar Clayton	326	196	12	.601	2,230	13	75
2010	Omar Clayton	283	158	9	.558	1,818	13	65
2011	Caleb Herring	206	113	6	.549	1,004	8	33
2012	Nick Sherry	426	226	17	.531	2,544	16	75
2013	Caleb Herring	405	256	5	.632	2,718	24	63
2014	Blake Decker	401	231	18	.576	2,886	15	56
2015	Blake Decker	209	120	8	.574	1,713	12	85
2016	Johnny Stanton	107	50	6	.467	676	6	56
2017	Armani Rogers	189	99	5	.524	1,471	6	94
2018	Max Gilliam	225	125	8	.553	1,394	14	79
2019	Kenyon Oblad	308	167	9	.542	2,081	18	75
2020	Max Gilliam	148	89	4	.601	786	5	43
2021	Cameron Friel	226	141	11	.624	1,608	6	75

*Led Nation • School Record in **Bold**



SEASONAL LEADERS



SCORING

YEAR	PLAYER	TD	PAT/K	R	P	FG	TP
1968	Steve Busick, K-FB	9	17/27	2	1	2/6	83
1969	Mack Gilchrist, FB	12	0	2	0	0	76
1970	Mack Gilchrist, FB	10	0	1	0	0	62
1971	Nathaniel Hawkins, SE	8	0	0	0	0	42
1972	Jim Thayer, K	0	16/17	0	0	5/9	31
1973	Mike Thomas, TB	21	0	1	0	0	128
1974	Mike Thomas, TB	19	0	1	0	0	116
1975	Darall Moore, RB	10	0	0	0	0	60
1976	Raymond Strong, RB	10	0	0	0	0	60
1977	Jim Gaetano, K	0	36/37	0	0	8/14	60
1978	Jim Gaetano, K	0	23/25	0	0	11/17	56
1979	Michael Morton, RB	11	0	0	0	0	66
1980	Sam Greene, FL	11	0	0	0	0	66
1981	Ray Crouse, FB	12	0	0	1	0	74
1982	Darral Hambrick, SE	8	0	0	0	0	48
1983	Reggie Farmer, SE	9	0	0	0	0	54
1984	Joey DiGiovanna, K	0	35/40	0	0	16/20	83
1985	Joey DiGiovanna, K	0	21/22	0	0	10/15	51
1986	Jim Cook, K	0	20/22	0	0	11/13	53
1987	Jim Cook, K	0	27/27	0	0	15/17	72
1988	Jim Cook, K	0	16/16	0	0	12/23	53
1989	Kyle Toomer, FB	7	0	0	0	0	42
1990	Keenan McCardell, WR	8	0	0	0	0	48
1991	Nick Garritano, K	0	18/20	0	0	8/16	42
1992	Henry Bailey, WR	10	0	0	0	0	60
1993	Nick Garritano, K	0	20/21	0	0	13/17	59
1994	Nick Garritano, K	0	24/25	0	0	21/26	87
1995	Tony Burton, RB	9	0	0	0	0	54
1996	Alan Di Leo, K	0	31/34	0	0	7/8	52
1997	Tim O'Reilly, K	0	32/34	0	0	9/13	59
1998	James Wofford, RB	5	0	0	0	0	30
1999	Nate Turner, WR	6	0	0	0	0	36
2000	Jason Thomas, QB	11	0	1	0	0	72
2001	Joe Haro, RB	10	0	0	0	0	60
2002	Dillon Pieffer, K	0	33/34	0	0	7/13	54
	Jason Thomas, QB	9	0	0	0	0	54
2003	Dillon Pieffer, K	0	26/28	0	0	20/25	86
2004	Sergio Aguayo, K	0	27/27	0	0	11/15	60
2005	Sergio Aguayo, K	0	21/22	0	0	12/16	57
2006	David Peoples, TB	7	0/0	0	0	0	42
2007	Sergio Aguayo, K	0	21/22	0	0	17/22	72
2008	Frank Summers, RB	10	0/0	0	0	0/0	60
2009	Kyle Watson, K	0	37/37	0	0	9/14	64
2010	Nolan Kohorst, K	0	29/30	0	0	8/11	53
2011	Nolan Kohorst, K	0	24/24	0	0	9/14	51
2012	Nolan Kohorst, K	0	32/33	0	0	12/14	68
2013	Tim Cornett, RB	15	0	0	0	0	90
2014	Jonathan Leiva, PK	0	32/33	0	0	11/17	65
2015	Nicolai Bormand, PK	0	43/44	0	0	12/17	79
2016	Evan Pantels, PK	0	42/42	0	0	13/14	81
2017	Lexington Thomas, RB	17	0	0	0	0	102
2018	Lexington Thomas, RB	13	0	0	0	0	78
2019	Daniel Gutierrez, PK	0	35/36	0	0	11/14	68
2020	Daniel Gutierrez, PK	0	11/12	0	0	5/6	26
2021	Charles Williams, RB	15	0	0	0	0	90

ALL-PURPOSE YARDS

YEAR	PLAYER	RUSH	REC	PR	KOR	TOTAL
1968	Larry Hodges, RB	568	155	4	15	742
1969	Mack Gilchrist, RB	765	105	0	178	1,048
1970	Greg Brown, WR	0	741	288	364	1,393
1971	Greg Brown, WR	0	626	270	234	1,130
1972	Steve Matousek, RB	389	134	0	134	657
1973	Mike Thomas, RB	1,741	76	0	51	1,868
1974	Mike Thomas, RB	1,408	131	0	0	1,539
1975	Henry Vereen, RB	147	42	34	824	1,047
1976	Raymond Strong, RB	907	282	0	200	1,389
1977	Henry Vereen, RB	162	629	82	449	1,322
1978	Leon Walker, RB	922	138	0	0	1,060
1979	Michael Morton, RB	881	242	0	0	1,123
1980	Sam Greene, WR	84	859	0	0	943
1981	Jim Sandusky, WR	(-9)	1,346	61	36	1,434
1982	Waymon Aldridge, WR	19	810	55	375	1,259
1983	Keyvan Jenkins, RB	456	225	0	335	1,016
1984	Kirk Jones, RB	1,007	121	0	15	1,143
1985	Tony Lewis, RB	611	400	153	0	1,164
1986	George Thomas, WR	28	808	0	344	1,180
1987	Ickey Woods, RB	1,658	46	0	0	1,704
1988	Tommy Jackson, RB	894	254	0	34	1,182
1989	Kyle Toomer, RB	736	141	0	0	877
1990	Hunkie Cooper, FL-QB	573	251	173	708	1,705
1991	Hunkie Cooper, FL-QB	436	135	186	309	1,066
1992	Henry Bailey, WR	15	832	219	817	1,883
1993	Demond Thompkins, WR	0	1,068	12	442	1,522
1994	Randy Gatewood, WR	0	1,203	54	67	1,324
1995	Tony Burton, RB	880	277	0	279	1,436
1996	Carlos Baker, WR	(-1)	887	123	279	1,288
1997	James Woodford, RB	624	158	0	90	872
1998	Duane James, WR	2	194	132	749	1,077
1999	Jeremi Rudolph, RB	693	74	0	0	767
2000	Jeremi Rudolph, RB	1,005	44	(-2)	212	1,259
2001	Joe Haro, RB	1,107	0	0	66	1,173
2002	Larry Croom, RB	605	267	92	130	1,094
2003	Dominique Dorsey, RB	626	92	0	351	1,069
2004	Dominique Dorsey, RB	1,261	55	12	310	1,638
2005	Erick Jackson, RB	673	370	0	261	1,304
2006	Casey Flair, WR	0	816	141	0	957
2007	Frank Summers, RB	928	252	0	0	1,180
2008	Ryan Wolfe, WR	91	1,040	0	0	1,131
2009	Deante Purvis, DB/KR	0	0	0	1,165	1,165
2010	Marcus Sullivan, WR	27	102	0	976	1,105
2011	Deante Purvis, DB/KR	0	0	0	1,000	1,000
2012	Tim Cornett, RB	1,232	108	0	39	1,379
2013	Tim Cornett, RB	1,284	164	0	0	1,448
2014	Devonte Boyd, WR	5	980	0	0	985
2015	Keith Whitely, RB	711	154	51	0	916
2016	Charles Williams, RB/KR	763	8	0	422	1,193
2017	Lexington Thomas, RB	1,336	143	0	0	1,479
2018	Lexington Thomas, RB	1,067	165	0	14	1,245
2019	Charles Williams, RB	1,257	54	0	0	1,311
2020	Charles Williams, RB	495	44	0	0	539
2021	Charles Williams, RB	1,261	202	0	0	1,463





SEASONAL LEADERS

RECEPTIONS

YEAR	PLAYER	NO	YDS	AVG	TD	LG
1968	Mark Larson, TE	27	391	14.5	2	42
1969	Nathaniel Hawkins, SE	21	370	17.6	3	38
1970	Greg Brown, FL	44	741	16.8	5	79
1971	Greg Brown, FL	38	626	15.9	5	62
1972	Jack Hansen, TE	38	459	12.1	3	33
1973	Jesse Roberts, SE	12	225	18.8	3	34
1974	Mike Haverty, SE	15	251	16.7	3	34
1975	Kurt Schnabel, SE	32	690	21.6	8	46
1976	Mike Haverty, SE	51	738	14.5	5	47
1977	Brian Harris, SE	45	663	14.7	6	50
1978	Brian Harris, SE	20	380	19.0	4	81
1979	Sam Greene, FL	40	821	20.5	9	80
1980	Sam Greene, FL	43	859	20.2	11	78
1981	Jim Sandusky, SE	68	1,346*	19.8	6	71
1982	Darral Hambrick, SE	60	1,060	17.7	8	58
1983	Michael McDade, FL	46	526	11.4	3	36
1984	Tony Gladney, WR	38	641	16.9	8	62
1985	Tony Lewis, RB	37	400	10.8	1	29
1986	George Thomas, WR	34	808	23.8	8	80
1987	George Thomas, WR	45	586	13.0	6	67
1988	Tommy Jackson, TB	26	254	9.8	0	37
1989	Keenan McCardell, WR	54	883	16.4	5	55
1990	Keenan McCardell, WR	68	1,046	15.4	8	58
1991	Henry Bailey, RB	37	595	16.1	4	52
1992	Demond Thompkins, WR	54	919	17.0	6	51
1993	Demond Thompkins, WR	62	1,068	17.2	8	59
1994	Randy Gatewood, WR	88	1,203	13.7	6	55
1995	Damon Williams, WR	41	515	12.6	2	39
1996	Carlos Baker, WR	71	887	12.5	7	46
1997	Damon Williams, WR	61	770	12.6	5	49
1998	Len Ware, WR	39	500	12.8	2	77
1999	Nate Turner, WR	45	627	13.9	6	46
2000	Nate Turner, WR	66	947	14.3	10	57
2001	Michael Johnson, WR	25	435	17.4	2	56
2002	Earvin Johnson, WR	51	793	15.5	4	45
2003	Earvin Johnson, WR	60	834	13.9	4	35
2004	Earvin Johnson, WR	60	795	13.2	8	47
2005	Greg Estandia, TE	49	563	11.5	7	30
2006	Casey Flair, WR	67	816	12.2	4	40
2007	Ryan Wolfe, WR	66	784	11.9	2	45
2008	Ryan Wolfe, WR	88	1,040	11.8	6	46
2009	Ryan Wolfe, WR	74	760	10.3	2	52
2010	Michael Johnson, WR	51	571	11.2	5	60
2011	Phillip Payne, WR	44	509	11.6	7	33
2012	Devante Davis, WR	61	854	14.0	4	75
2013	Devante Davis, WR	87	1,290	14.8	14	69
2014	Devonte Boyd, WR	65	980	15.1	4	56
2015	Devonte Boyd, WR	54	904	16.7	7	75
2016	Devonte Boyd, WR	45	746	16.6	4	64
2017	Devonte Boyd, WR	34	612	18.0	3	94
	Brandon Presley, WR	34	552	16.2	3	46
2018	Brandon Presley, WR	35	434	12.4	3	46
2019	Randal Grimes, WR	44	696	15.8	7	63
2020	Kyle Williams, WR	35	426	12.2	2	35
2021	Steve Jenkins, WR	46	694	15.1	4	80

TOTAL OFFENSE

YEAR	PLAYER	PLYS	RUSH	PASS	TOTAL
1968	Bill Casey, QB	200	(-132)	1,423	1,291
1969	Don Kennedy, QB	237	307	966	1,273
1970	Don Kennedy, QB	212	235	906	1,141
1971	Jim Starkes, QB	253	47	1,059	1,206
1972	Sonny Brasile, QB	191	(-8)	807	799
1973	Mike Thomas, RB	276	1,741	0	1,741
1974	Mike Thomas, RB	202	1,408	0	1,408
1975	Glenn Carano, QB	309	(-3)	2,039	2,036
1976	Glenn Carano, QB	367	(-4)	2,024	2,020
1977	Greg Van Ness, QB	346	174	1,736	1,910
1978	Doug Robertson, QB	247	(-35)	1,104	1,069
1979	Sam King, QB	242	64	1,594	1,658
1980	Larry Gentry, QB	308	52	1,691	1,743
1981	Sam King, QB	507	(-216)	3,778	3,562
1982	Randall Cunningham, QB	475	61	2,847	2,908
1983	Randall Cunningham, QB	422	133	2,545	2,678
1984	Randall Cunningham, QB	443	10	2,628	2,638
1985	Steve Stallworth, QB	348	(-92)	1,920	1,828
1986	Steve Stallworth, QB	309	(-134)	1,869	1,735
1987	Ickey Woods, RB	259	1,658	0	1,658
1988	Charles Price, QB	243	(-89)	1,200	1,111
1989	Derek Stott, QB	294	38	1,701	1,739
1990	Derek Stott, QB	370	233	1,877	2,110
1991	Derek Stott, QB	250	308	1,147	1,455
1992	John Ma'ae, QB	243	174	1,179	1,353
1993	Bob Stockham, QB	410	(-43)	2,490	2,447
1994	Jason Davis, QB	311	6	1,539	1,545
1995	Jared Brown, QB	373	284	1,783	2,067
1996	Jon Denton, QB	594	38	3,591	3,629
1997	Jon Denton, QB	438	5	2,586	2,591
1998	James Woolford, RB	174	816	0	816
1999	Jason Vaughan, QB	248	(-95)	1,043	948
2000	Jason Thomas, QB	339	599	1,708	2,307
2001	Jason Thomas, QB	301	481	1,353	1,834
2002	Jason Thomas, QB	398	448	1,936	2,384
2003	Kurt Nantkes, QB	350	(-135)	1,883	1,748
2004	Dominique Dorsey, RB	226	1,261	0	1,261
2005	Shane Steichen, QB	226	324	967	1,291
2006	Rocky Hinds, QB	408	(-49)	2,148	2,099
2007	Travis Dixon, QB	431	324	1,873	2,197
2008	Omar Clayton, QB	325	163	1,894	2,057
2009	Omar Clayton, QB	402	238	2,230	2,468
2010	Omar Clayton, QB	380	194	1,818	2,012
2011	Caleb Herring, QB	292	119	1,004	1,123
2012	Nick Sherry, QB	471	(-46)	2,544	2,498
2013	Caleb Herring, QB	532	346	2,718	3,064
2014	Blake Decker, QB	548	366	2,886	3,252
2015	Blake Decker, QB	256	127	1,713	1,840
2016	Kurt Palandech, QB	145	359	647	1,006
2017	Armani Rogers, QB	335	780	1,471	2,251
2018	Max Gilliam, QB	277	(-4)	1,394	1,390
2019	Kenyon Oblad, QB	353	(-43)	2,081	2,038
2020	Max Gilliam, QB	209	248	786	1,034
2021	Cameron Friel, QB	272	(-74)	1,608	1,534



SEASONAL LEADERS



QB SACKS

YEAR	PLAYER	SACKS	YARDS
1979	Craig Silverman	10	NA
1980	Todd Liebenstein	10	NA
1981	Todd Liebenstein	4	26
	Reggie Williams	4	25
1982	Phil O'Neil	6	48
1983	Carlos Lovato	5	NA
1984	Daryl Knox	8	NA
1985	Daryl Knox	20	114
1986	Marion Suge Knight	7.5	41
1987	Ike Freeman	7	46
1988	Derek Nicholson	5	41
1989	John Foster	7	45
1990	Carlton Johnson	6	5
1991	Chuck Reed	5	43
	Tom Riley	5	28
1992	Erik Simien	5	30
1993	Tiger Townes	6	48
	Stephen Anderson	6	55
1994	Mark Byers	20.5*	NA
1995	Marvin Robinson	5.5	43
1996	Scott Patton	6.5	41
1997	Talance Sawyer	7	59
1998	Talance Sawyer	4	32
1999	Randy Black	3	20
2000	Anton Palepoi	8	39
2001	Anton Palepoi	4.5	33
2002	Jamaal Brimmer	5.5	39
2003	Ryan Claridge	5.5	53
2004	Ryan Claridge	9.5	61
2005	Leon Moore	4	31
2006	Jeremy Geathers	5.5	43
2007	Jeremy Geathers	5.5	38
2008	Three Players Tied With Two Sacks		
2009	Jason Beauchamp	6.5	43
2010	Preston Brooks	3	12
2011	James Dunlap	6.5	40
2012	Sonny Sanitoa	5	38
2013	Tyler Gaston	5.5	39
2014	Siuea Vaesau	5	34
2015	Tau Lotulelei	3	20
2016	Jeremiah Valoaga	4	38
2017	Three Players Tied With Two Sacks		
2018	Roger Mann	4.5	23
2019	Four Players Tied With Two Sacks		
2020	Jacoby Windmon	5.0	40
2021	Jacoby Windmon	6.5	41

TOTAL TACKLES

YEAR	PLAYER	UT	AT	TOTAL	TFL	SCK-YDS	INT	PBU	FR	FF
1979	Mike Johnson	67	26	93	1-NA	4-NA	1	3	5	4
1980	Mike Walker	72	50	122	11-NA	4-NA	0	2	2	4
1981	Charles Jarvis	66	44	110	4-20	0-0	5	4	1	NA
1982	Mike Walker	43	38	81	2-9	1-8	0	5	0	NA
1983	Kirk Dodge	NA	NA	132	16-NA	1-NA	1	3	4	NA
1984	Tom Polley	26	105	131	5-17	2-NA	0	3	1	NA
1985	Alvin Horn	61	45	106	1-4	0-0	2	6	0	NA
1986	Alvin Horn	31	62	93	1-1	0-0	6	6	3	NA
1987	Darnell Pickens	51	30	81	4-7	0-0	0	1	0	0
1988	Jody Reinoehl	51	52	103	3-8	0-0	2	4	2	3
1989	Doc Wise	68	51	119	10-40	1-7	0	2	0	3
1990	Carlton Johnson	53	28	78	4-20	6-5	3	6	1	1
1991	Carlton Johnson	52	30	82	3-17	2-22	4	8	0	0
1992	Donnell Porter	51	31	81	1-2	1-2	3	0	0	1
1993	Jason Medlock	69	68	137	5-34	1-0	0	2	0	1
1994	Keith Clough	33	82	115	0-0	0-0	0	3	2	1
1995	Jabbar Thomas	53	49	102	1-2	0-0	2	5	1	0
1996	Greg Gales	63	29	92	5-17	1-3	0	3	0	2
1997	Scott Patton	86	61	147	5-21	1-8	1	4	1	0
1998	James Sunia	51	64	115	6-12	2-2	0	0	1	0
1999	James Sunia	78	41	119	4-11	2-9	0	2	1	0
2000	Sam Brandon	52	30	82	1-2	0-0	1	7	0	0
2001	Sam Brandon	61	38	99	1-1	0-0	2	7	2	1
2002	Adam Seward	55	78	133	8-23	1.5-16	0	2	1	1
2003	Adam Seward	67	52	119	10-34	0.5-5	2	6	1	1
2004	Adam Seward	59	62	121	7-14	1-7	0	4	1	1
2005	Joe Miklos	60	38	98	3.5-13	0-0	2	1	4	0
2006	Jay Staggs	47	40	87	0.5-1	0-0	3	0	1	1
2007	Beau Bell	79	47	126	9.5-34	3-17	4	3	0	5
2008	Jason Beauchamp	54	73	127	6-33	2-16	0	3	1	0
2009	Jason Beauchamp	46	49	95	12-58	6.5-43	0	1	0	2
2010	Ronnie Paulo	41	44	85	2-4	0-0	0	1	0	0
2011	Nate Carter	41	43	84	3.5-11	0.5-3	0	5	0	1
2012	John Lotulelei	59	61	120	1.5-3	0-0	1	2	0	1
2013	Peni Vea	68	40	108	3.0-14	0-0	2	2	0	0
2014	Tau Lotulelei	45	55	100	10.5-41	3.0-17	0	0	0	2
2015	Ryan McAleenan	52	33	85	3.5-9	3.5-9	1	4	0	1
2016	Tau Lotulelei	62	55	117	16.5-35	3.5-18	0	3	0	1
2017	Dalton Baker	69	30	99	1-20	0-0	0	2	0	2
2018	Dalton Baker	60	49	109	3-10	0-0	2	3	1	0
2019	Rayshad Jackson	61	38	99	14-43	2-14	0	4	0	2
2020	Bryce Jackson	23	19	42	0-0	0-0	0	2	1	0
2021	Jacoby Windmon	59	43	102	7.5-45	6.5-41	0	1	0	2



Talance Sawyer



Sam Brandon



Anton Palepoi

PUNTING AVERAGE

YEAR	PLAYER	NO	YDS	AVG	LG
1968	Bill Casey	27	1,011	37.4	51
1969	John Ackerley	50	1,900	38.0	55
1970	Jim DiFiore	54	2,090	38.7	63
1971	Jim DiFiore	62	2,535	40.9	66
1972	Jim DiFiore	69	2,902	42.1	78
1973	Jim DiFiore	47	1,850	39.4	64
1974	Kurt Schnabel	36	1,300	36.1	50
1975	Kurt Schnabel	16	572	35.8	57
1976	Steve Gortz	33	1,132	34.3	50
1977	Steve Gortz	55	2,311	42.0	57
1978	Steve Gortz	72	2,951	41.0	69
1979	Keith Reardon	60	2,211	36.9	51
1980	Kevin Rutledge	57	2,329	40.9	71
1981	Kevin Rutledge	50	2,089	41.7	56
1982	Randall Cunningham	27	1,233	45.7	68
1983	Randall Cunningham	56	2,435	43.5	73
1984	Randall Cunningham	59	2,803	47.5	72
1985	Bob Hulberg	66	2,783	42.2	75
1986	Bob Hulberg	64	2,621	40.9	62
1987	Tony Rhynes	56	2,447	43.7	64
1988	Tony Rhynes	66	2,904	44.0	71
1989	Tony Rhynes	56	2,195	39.2	65
1990	Luis Solorio	51	1,892	37.1	57
1991	Brian Parvin	48	2,013	41.9	64
1992	Brian Parvin	57	2,637	46.3	69
1993	Brad Faunce	61	2,745	45.0	61
1994	Brad Faunce	69	2,801	40.6	91
1995	Joe Kristosik	57	2,270	39.8	69
1996	Joe Kristosik	42	1,780	42.4	58
1997	Joe Kristosik	51	1,925	37.8	61
1998	Joe Kristosik	76	3,509	46.2*	67
1999	Ray Cheetany	65	2,950	45.4	67
2000	Ray Cheetany	64	2,646	41.3	66
2001	Gary Cook	64	2,455	38.4	64
2002	Gary Cook	70	2,680	38.3	63
2003	Gary Cook	83	3,604	43.4	66
2004	Gary Cook	64	2,691	42.0	76
2005	Kip Facer	66	2,709	41.0	61
2006	Kip Facer	46	2,078	45.2	78
2007	Brian Pacheco	63	2,651	42.1	77
2008	Dack Ishii	58	2,303	39.7	63
2009	Kyle Watson	54	2,302	42.6	64
2010	Brendon Lamers	76	2,872	37.8	54
2011	Chase Lansford	75	3,093	41.2	66
2012	Chase Lansford	65	2,714	41.8	67
2013	Logan Yunker	65	2,719	41.8	73
2014	Logan Yunker	81	3,283	40.5	61
2015	Logan Yunker	67	2,850	42.5	65
2016	Evan Pantels	64	2,670	41.7	66
2017	Evan Pantels	22	900	40.9	49
2018	Hayes Hicken	65	2,847	43.8	68
2019	Hayes Hicken	66	2,861	43.4	71
2020	Tanner Brown	12	546	46.5	55
2021	Evan Silva	53	2,125	40.1	56

*Led Nation • School record in **Bold**

Joe Kristosik



Joe Miklos



INTERCEPTIONS

YEAR	PLAYER	NO	YDS	AVG	TD	LG
1968	Jim Thompson	4	46	11.5	1	NA
1969	Jim Thompson	4	34	8.5	0	NA
	George Powell	4	28	7.0	0	NA
1970	Rodger Reeves	5	90	18.0	1	51
1971	Patt Medchill	5	124	24.8	1	34
	Jim Farnham	5	115	23.0	1	44
1972	James Massey	3	0	0.0	0	0
1973	Marlon Beavers	4	98	24.5	0	38
1974	Marlon Beavers	5	164	32.8	1	98
1975	Donnis Watson	3	53	17.7	0	33
	Mike Otto	3	22	7.3	0	20
1976	Marlon Beavers	6	79	13.2	0	33
1977	Dan Budak	3	44	14.7	0	11
1978	Aaron Mitchell	6	25	4.2	0	20
1979	Bob Lowry	4	54	13.5	0	36
1980	Charles Jarvis	4	81	20.3	1	39
1981	Charles Jarvis	5	38	7.6	0	24
1982	Al Ligon	3	39	13.0	0	25
	Rick Van Home	3	24	8.0	0	16
1983	Al Ligon	3	40	13.3	0	20
1984	Dalton Reed	4	63	15.8	0	27
	Ed Saignes	4	58	14.5	0	30
	David Hollis	4	26	6.5	0	13
1985	Ed Saignes	2	37	18.5	0	37
	Alvin Horn	2	7	3.5	0	7
	Harvey Allen	2	7	3.5	0	7
	Anthony Blue	2	0	0.0	0	0
1986	Alvin Horn	6	35	5.8	0	12
1987	Autney Wren	2	77	38.5	1	60
	Sean Blunt	2	56	28.0	1	62
1988	Charles Anthony	3	47	15.7	0	23
1989	Charles Anthony	2	46	23.0	0	32
	Freddie Phillips	2	42	21.0	0	42
1990	Carlton Johnson	3	52	17.3	0	43
1991	Carlton Johnson	4	0	0.0	0	0
1992	D'Mentre Lacy	4	10	2.5	0	10
1993	Rodney Mazion	2	82	41.0	0	43
	Jason Davis	2	0	0.0	0	0
1994	Rossie Johnson	2	48	24.0	1	48
	Rodney Mazion	2	46	23.0	1	32
	Marvin Robinson	2	39	19.5	0	39
1995	Carlos Hilliard	2	34	17.0	0	34
	Jabbar Thomas	2	15	7.5	0	14
	Jermaine Webster	2	1	0.5	0	1
1996	Bobby Coffman	2	37	18.5	0	23
1997	Randy Black	3	62	20.7	1	29
1998	Five Players Tied With One Interception					
1999	Kevin Thomas	5	75	15.0	1	46
	Amar Brisco	2	77	38.5	1	72
2000	Kevin Thomas	2	39	19.5	0	32
	Randy Black	2	24	12.0	0	24
2001	Kevin Thomas	7	213*	30.4	3*	58
2002	R. Dodd-Masters	2	26	13.0	0	26
	Connie Brown	2	0	0.0	0	0
	Jamal Wynn	2	0	0.0	0	0
2003	Jamaal Brimmer	6	186	31.0	1	62
2004	Joe Miklos	2	79	39.5	0	79
	Jay Staggs	2	35	17.5	0	35
2005	Joe Miklos	2	20	10.0	0	20
2006	Jay Staggs	3	39	13.0	0	39
2007	Beau Bell	4	13	3.2	11	11
2008	Quinton Pointer	2	77	38.5	0	77
2009	Five Players Tied With One Interception					
2010	Will Chandler	5	32	6.4	1	19
2011	Quinton Pointer	2	9	4.5	0	9
	Tani Maka	2	0	0	0	0
2012	Fred Wilson	2	0	0	0	0
	Kenny Keys	2	32	16.0	0	32
2013	Frank Crawford	4	45	11.2	0	27
2014	Seven Players Tied With One Interception					
2015	Tim Hough	4	58	14.5	0	33
2016	Torry McTyer	3	43	14.3	1	43
2017	Three Players Tied With Two Interceptions					
2018	Javin White	4	30	7.5	0	22
2019	Jericho Flowers	4	45	11.3	0	35
2020	Two Players Tied With One Interception					
2021	Phillip Hill	3	35	11.7	0	19
	Ricky Johnson	3	1	0.3	0	1

SEASONAL LEADERS



KICKOFF RETURNS

YEAR	PLAYER	NO	YDS	AVG	TD	LG
1968	Mack Gilchrist	3	66	22.0	0	NA
1969	Roger Reeves	13	274	21.1	0	NA
1970	Greg Brown	16	364	22.8	0	61
1971	Greg Brown	10	234	23.4	0	72
1972	James Massey	11	251	22.8	0	49
1973	Tom Bywaters	18	430	23.9	0	83
1974	Steve Haggerty	15	280	18.7	0	38
1975	Henry Vereen	36	824	22.9	0	82
1976	Henry Vereen	20	628	31.4	0	64
1977	Henry Vereen	22	449	20.4	0	31
1978	Henry Vereen	16	364	22.8	0	65
1979	Keyvan Jenkins	24	448	18.7	0	58
1980	Keyvan Jenkins	18	421	23.4	0	41
1981	Tony Lewis	18	371	20.6	0	31
	Andrew Lazarus	12	273	22.8	0	49
1982	Waymon Aldridge	15	375	25.0	0	50
1983	Keyvan Jenkins	15	335	22.3	0	32
1984	Byron Brown	14	213	15.2	0	29
	Rod Emery	11	208	18.9	0	33
1985	George Thomas	12	263	21.9	0	53
1986	George Thomas	14	344	24.6	0	71
1987	Mike Reddick	21	470	22.4	0	61
	George Thomas	19	465	24.5	0	56
1988	Bernard Jackson	23	482	21.0	0	NA
1989	Vince McGowens	16	394	24.6	1	90
1990	Hunkie Cooper	35	702	20.2	0	39
1991	Hunkie Cooper	15	309	20.6	0	59
1992	Henry Bailey	34	817	24.0	1	82
1993	Demond Thompkins	16	442	27.6	0	47
1994	Henry Bailey	17	432	25.4	0	59
1995	Tony Burton	15	279	18.6	0	33
	Deriek Charles	16	281	17.6	0	34
1996	Len Ware	19	422	22.2	0	53
1997	Coury Hankins	11	220	20.0	0	36
1998	Duane James	30	749	24.9	0	49
1999	Duane James	17	400	23.5	0	57
2000	Troy Mason	15	262	17.5	0	34
	Jeremi Rudolph	9	212	23.6	0	39
2001	Troy Mason	11	233	21.2	0	31
	Dominique Dorsey	10	346	34.6	0	87
2002	Troy Mason	13	279	21.5	0	40
	Dominique Dorsey	12	260	21.7	0	28
2003	Dominique Dorsey	18	351	19.5	0	49
2004	Dominique Dorsey	14	310	22.1	0	59
2005	Donell Wheaton	12	248	20.7	0	30
2006	Eric Wright	18	430	23.9	0	54
2007	Lorenzo Burse Jr.	24	470	19.6	0	39
	Gerold Rodriguez	16	380	23.8	0	48
2008	Michael Johnson	37	853	23.1	0	38
	Deante Purvis	18	422	23.4	0	55
2009	Deante Purvis	50	1,165	23.3	1	94
2010	Marcus Sullivan	35	976	27.9	0	73
2011	Deante Purvis	41	1,000	24.4	1	98
2012	Eric Johnson	28	495	17.7	0	31
2013	Keith Whitely	18	407	22.9	0	46
2014	Marcus Sullivan	21	545	26.0	0	48
2015	Aaron Criswell	20	425	21.2	0	58
2016	Charles Williams	24	422	17.6	0	33
2017	Darren Woods Jr.	18	299	16.6	0	34
2018	Evan Owens	15	246	16.4	0	23
2019	Tyleek Collins	14	304	21.7	0	31
2020	Tyleek Collins	16	331	20.7	0	40
2021	Nohl Williams	7	122	17.4	0	22

PUNT RETURNS

YEAR	PLAYER	NO	YDS	AVG	TD	LG
1968	Jim Thompson	14	124	8.9	0	NA
1969	Roger Reeves	12	23	1.9	0	NA
	John Ackerley	8	59	7.4	0	NA
1970	Greg Brown	26	288	11.1	1	86
1971	Larry Wright	12	140	11.6	1	82
	Greg Brown	9	270	30.0	1	75
1972	Norm Gookins	12	94	7.8	0	21
1973	Lenny Lucas	6	44	7.3	0	33
1974	Steve Haggerty	20	324	16.2	1	72
1975	Marlon Beavers	14	211	15.1	0	68
1976	Marlon Beavers	15	122	8.1	0	21
1977	Henry Vereen	12	82	6.8	0	32
1978	Henry Vereen	20	155	7.8	0	24
1979	Robert Cobb	3	34	11.3	0	23
1980	Robert Cobb	14	41	2.9	0	15
1981	Jim Sandusky	8	61	7.6	0	13
1982	Waymon Aldridge	11	55	5.0	0	29
1983	Michael Reed	16	78	4.9	0	13
1984	Tony Lewis	11	87	7.9	0	15
	Michael McDade	16	76	4.8	0	14
1985	Tony Lewis	24	153	6.4	0	41
1986	David Hollis	25	282	11.3	0	33
1987	Anthony Drawhorn	23	187	8.1	0	33
1988	Keenan McCardell	29	172	5.9	0	18
1989	Vince McGowens	12	111	9.3	0	21
1990	Hunkie Cooper	14	173	12.4	0	25
1991	Hunkie Cooper	17	186	12.9	1	74
1992	Henry Bailey	15	219	14.6	1	74
1993	Randy Gatewood	7	34	4.9	0	14
1994	Henry Bailey	12	111	9.3	0	26
1995	Carlos Baker	9	44	4.9	0	13
1996	Carlos Baker	12	123	10.3	0	61
1997	Carlos Baker	20	86	4.3	0	38
1998	Duane James	11	132	12.0	1	78
1999	Duane James	15	116	7.7	1	43
2000	Troy Mason	23	378	16.4	1	84
2001	Troy Mason	21	271	12.9	1	57
2002	Troy Mason	18	134	7.4	0	32
2003	Tremayne Kirkland	25	314	12.6	0	75
2004	Donell Wheaton	19	113	5.9	0	38
2005	Tremayne Kirkland	11	69	6.3	0	15
2006	Casey Flair	11	141	12.8	0	32
2007	Casey Flair	14	118	8.4	0	40
2008	Casey Flair	7	69	9.9	0	16
2009	Ryan Wolfe	4	20	5.0	0	9
	Mike Grant	2	20	10.0	0	15
2010	Michael Johnson	9	22	2.4	0	19
2011	Michael Johnson	11	52	4.7	0	21
2012	Marcus Sullivan	10	60	6.0	0	16
2013	Keith Whitely	15	43	2.9	0	14
2014	Jay Mitchell	14	124	8.9	0	48
2015	Keith Whitely	11	51	4.6	0	19
2016	Mekhi Stevenson	10	-5	-0.5	0	5
2017	Jericho Flowers	8	46	5.8	0	16
2018	Tyleek Collins	8	20	2.5	0	9
2019	Jacob Gasser	20	49	2.5	0	10
2020	Tyleek Collins	4	34	8.5	0	13
2021	Nohl Williams	4	28	7.0	0	22





YEAR-BY-YEAR BREAKDOWN

REBEL FOOTBALL YEAR-BY-YEAR

Year	Overall	Conf.	Home	Road	Neutral	Coach	Affiliation/Conference
1968	8-1		6-1	2-0		Ireland	College Division
1969	6-4		4-2	2-2		Ireland	College Division
1970	6-4		4-2	2-0		Ireland	College Division
1971	5-4-1		4-2-1	1-2		Ireland	College Division
1972	1-10		1-6	0-4		Ireland	College Division
1973	8-3		7-1	1-2		Meyer	Division II
1974	12-1		10-0	2-0		Meyer	Division II
1975	7-4		6-1	1-3		Meyer	Division II
1976	9-3		8-0	1-3		Knap	Division II
1977	9-2		6-0	3-2		Knap	Division II
1978	7-4		6-1	1-2	0-1	Knap	Division I-A
1979	9-1-2		5-0-2	4-1		Knap	Division I-A
1980	7-4		4-2	3-2		Knap	Division I-A
1981	6-6		3-3	3-3		Knap	Division I-A
1982	3-8		2-3	1-5		Hyde	Division I-A/Big West
1983	7-4		4-2	3-2		Hyde	Division I-A/Big West
1984	11-2		7-0	5-1	1-0	Hyde	Division I-A/Big West
1985	5-5-1		4-2	1-3-1		Hyde	Division I-A/Big West
1986	6-5		4-2	2-3		Nunnely	Division I-A/Big West
1987	5-6		4-2	1-4		Nunnely	Division I-A/Big West
1988	4-7		3-4	2-3		Nunnely	Division I-A/Big West
1989	4-7		3-4	0-5		Nunnely	Division I-A/Big West
1990	4-7		3-4	1-4	3-3	Strong	Division I-A/Big West
1991	4-7		2-5	2-3		Strong	Division I-A/Big West
1992	6-5		5-1	1-4		Strong	Division I-A/Big West
1993	3-8		2-4	1-4	2-4	Strong	Division I-A/Big West
1994	7-5		5-1	2-3		Horton	Division I-A/Big West
1995	2-9		1-5	2-3	0-6	Horton	Division I-A/Big West
1996	1-11		1-7	1-5	0-6	Horton	Division I-A/WAC
1997	3-8		2-6	3-2	0-6	Horton	Division I-A/WAC
1998	0-11		0-5	0-6	0-6	Horton	Division I-A/WAC
1999	3-8		1-6	0-5	3-3	Robinson	Division I-A/MW
2000	8-5		4-3	6-0	2-5	Robinson	Division I-A/MW
2001	4-7		3-4	1-4	3-3	Robinson	Division I-A/MW
2002	5-7		3-4	3-3	2-4	Robinson	Division I-A/MW
2003	6-6		2-5	2-4	4-2	Robinson	Division I-A/MW
2004	2-9		1-6	1-4	1-5	Robinson	Division I-A/MW
2005	2-9		1-7	2-3	0-6	Sanford	Division I-A/MW
2006	2-10		1-7	2-4	0-6	Sanford	Division I-A/MW
2007	2-10		1-7	1-5	1-5	Sanford	FBS/MW
2008	5-7		2-6	4-3	1-4	Sanford	FBS/MW
2009	5-7		3-5	4-3	1-4	Sanford	FBS/MW
2010	2-11		2-6	2-4	0-7	Hauck	FBS/MW
2011	2-10		1-6	2-3	0-7	Hauck	FBS/MW
2012	2-11		2-6	2-5	0-6	Hauck	FBS/MW
2013	7-6		5-3	4-3	3-2	Hauck	FBS/MW
2014	2-11		1-7	2-4	0-7	Hauck	FBS/MW
2015	3-9		2-6	2-4	1-5	Sanchez	FBS/MW
2016	4-8		3-5	3-3	1-5	Sanchez	FBS/MW
2017	5-7		4-4	2-4	3-3	Sanchez	FBS/MW
2018	4-8		2-6	3-3	1-5	Sanchez	FBS/MW
2019	4-8		2-6	2-4	2-4	Sanchez	FBS/MW
2020	0-6		0-3	0-3	0-3	Arroyo	FBS/MW
2021	2-10		2-6	1-5	1-5	Arroyo	FBS/MW

Totals 256-357-4 96-195 174-152-3 81-201-1 1-3

YEAR-BY-YEAR TEAM AVERAGES

Year	Scoring Offense	Scoring Defense	Total Offense	Total Defense	Rushing Offense	Rushing Defense	Passing Offense	Passing Defense
1968	29.5	11.4	370.8	193.4	185.7	79.0	185.2	114.4
1969	27.1	25.5	344.7	297.3	219.2	127.9	125.5	169.4
1970	31.3	24.1	402.1	325.6	197.3	159.1	204.8	166.5
1971	25.4	17.1	254.3	290.5	97.9	173.7	155.7	116.8
1972	13.5	26.3	275.3	318.6	120.2	184.3	155.0	134.5
1973	27.6	13.7	350.6	248.4	289.1	131.5	61.5	116.9
1974	34.1	19.3	388.3	318.6	303.1	138.9	85.2	179.7
1975	30.1	17.4	382.8	347.3	189.1	187.8	193.7	159.5
1976	24.7	18.0	405.0	355.2	154.5	153.7	250.5	196.5
1977	27.2	21.5	453.7	373.6	202.9	189.5	250.1	184.2
1978	22.6	16.5	383.1	304.0	241.3	171.8	141.8	132.2
1979	30.8	25.0	472.1	347.8	250.6	179.3	221.5	168.4
1980	34.9	23.4	446.2	334.3	210.3	145.6	235.9	188.6
1981	27.1	36.1	491.3	457.9	138.8	247.8	352.5	210.1
1982	22.4	30.2	370.9	454.5	97.5	215.3	273.5	239.2
1983	23.2	17.5	395.2	318.6	163.8	140.6	231.4	178.0
1984	29.8	20.2	406.3	359.6	187.3	139.9	219.0	214.2
1985	17.2	19.1	319.5	322.5	145.1	176.7	174.4	145.8
1986	26.0	21.9	341.5	316.7	129.5	165.3	212.1	151.5
1987	22.2	27.0	320.4	375.4	198.0	191.2	122.4	184.3
1988	16.0	28.5	291.6	412.3	143.4	199.3	148.2	213.0
1989	21.2	30.9	374.4	390.5	184.7	155.4	189.6	235.1
1990	21.7	29.5	370.8	417.0	180.3	200.9	190.6	216.1
1991	20.0	32.7	346.5	422.4	195.9	156.4	150.5	266.0
1992	22.0	28.2	352.4	434.8	147.3	213.5	205.1	221.4
1993	23.5	31.5	353.9	442.7	103.6	155.7	250.3	287.0
1994	23.9	27.7	341.1	406.6	96.3	227.6	244.8	179.0
1995	20.2	47.3	409.6	534.5	184.8	278.1	224.8	256.4
1996	23.0	45.9	384.8	543.0	77.5	269.0	307.1	274.0
1997	25.5	29.3	417.3	381.6	131.8	185.2	285.5	196.5
1998	14.2	35.4	255.3	429.2	114.8	233.9	140.5	195.3
1999	14.5	29.5	260.0	404.9	113.5	234.2	146.5	170.7
2000	28.2	21.8	339.0	261.0	227.8	141.2	159.3	210.1
2001	25.8	24.5	358.5	347.5	214.6	158.1	143.8	189.4
2002	24.3	30.5	409.5	393.8	214.4	159.1	195.1	234.7
2003	21.3	22.7	309.2	377.7	133.4	137.9	175.8	239.8
2004	20.8	32.5	340.5	378.5	173.1	171.3	167.5	207.3
2005	18.8	34.6	325.4	405.6	108.0	155.5	217.4	250.1
2006	19.8	31.8	316.8	387.3	89.5	161.4	227.3	225.9
2007	18.2	28.6	353.2	386.8	140.7	183.6	212.5	203.2
2008	25.6	32.6	345.0	423.2	121.7	213.1	223.3	210.1
2009	24.8	32.4	351.2	456.2	126.8	220.6	224.4	235.6
2010	18.4	39.7	274.2	450.5	103.3	222.7	170.9	227.8
2011	17.3	40.4	273.7	443.2	164.1	194.2	109.6	249.0
2012	22.0	32.6	367.9	445.2	149.1	207.1	218.8	238.2
2013	29.9	31.8	411.4	433.2	172.5	215.5	238.8	217.7
2014	21.9	38.5	387.4	513.5	129.2	293.8	258.2	219.6
2015	28.6	33.7	404.7	457.2	193.2	217.5	211.4	239.8
2016	31.6	36.8	404.4	430.1	241.5	186.9	162.9	243.2
2017	28.8	31.8	427.1	458.7	240.2	239.3	186.9	219.3
2018	28.8	37.2	391.2	454.2	224.3	186.6	166.8	267.6
2019	24.2	33.0	374.3	442.3	168.2	186.2	206.2	256.2
2020	17.3	38.0	330.5	482.2	144.7	255.0	185.8	227.2
2021	20.8	32.8	294.4	365.8	109.8	171.9	202.5	236.5

School record in **BOLD**

50-POINT PERFORMANCES

BY UNLV (23)

Opponent	Score	Year	Site
Idaho State	80-8	2015	Las Vegas
New Mexico	72-7	1980	Albuquerque, NM
Wyoming	69-66 (3OT)	2016	Las Vegas
Cal Tech	69-0	1968	Las Vegas
Jackson State	63-13	2016	Las Vegas
Nebraska-Omaha	63-42	1976	Las Vegas
Prairie View A&M	63-28	1974	Las Vegas
Nat. U. of Mexico	63-6	1971	Las Vegas
Western Illinois	59-29	1977	Las Vegas
New Mexico State	58-42	1986	Las Cruces, NM
Southern Utah	56-23	2019	Las Vegas
New Mexico	56-42	2013	Albuquerque, NM
Colorado State	56-15	1980	Fort Collins, CO
Oregon Tech	56-0	1970	Las Vegas
New Mexico Highlands	55-31	1971	Las Vegas
Idaho State	54-10	2006	Las Vegas
UTEP	53-14	1980	Las Vegas
Idaho	53-14	1978	Las Vegas
UTEP	52-24	2018	Las Vegas
Central Michigan	52-24	1994	Las Vegas
New Mexico Highlands	52-14	1974	Las Vegas
Portland State	51-14	1986	Las Vegas
Santa Clara	51-19	1974	Las Vegas

Ryan Wolfe helped UNLV score 54 points in the 2006 season opener.



55-POINT PERFORMANCES BY OPPONENT

Houston	0-69	1989	Las Vegas
Utah	28-69	1981	Las Vegas
Wyoming	69-66	2016	Las Vegas
Air Force	17-65	1996	Las Vegas
Nevada, Reno	28-63	2009	Reno
Utah	28-63	2004	Salt Lake City, UT
BYU	28-63	1996	Provo, UT
Tennessee	3-62	1996	Knoxville, TN
Northern Illinois	14-62	1995	DeKalb, IL
Utah State	28-59	2018	Logan, UT
Washington State	7-59	2011	Pullman, WA
Hawaii	21-59	2010	Honolulu, HI
BYU	21-59	2009	Las Vegas
Oregon	6-59	1992	Eugene, OR
Arizona	13-58	2014	Tucson, AZ
Arizona	13-58	2013	Las Vegas
Louisiana Tech	31-58	2012	Ruston, LA
New Mexico State	34-58	1995	Las Vegas
Hawaii	30-58	1995	Las Vegas
Iowa State	30-57	1995	Ames, IA
Hawaii	19-57	1969	Honolulu, HI
TCU	9-56	2011	Fort Worth, TX
Fresno State	27-56	2019	Fresno, CA
Boise State	27-55	2015	Las Vegas
BYU	7-55	2010	Provo, UT
BYU	14-55	2005	Las Vegas
San Jose State	48-55 (OT)	1997	Las Vegas
Nevada, Reno	32-55	1995	Reno
Hawaii	22-55	1992	Honolulu, HI

SCORING AND ATTENDANCE



UNLV YEARLY ATTENDANCE FIGURES

NO RECORDS 1968-70

Year	Home	Avg/Game	Road	Avg/Game	Total	Avg/Game
1971	46,000	6,571	20,340	6,780	66,340	6,634
1972	52,833	7,547	37,355	9,339	90,188	8,199
1973	81,676	10,210	36,335	12,112	118,011	10,728
1974	97,978	9,798	27,467	9,156	125,445	9,650
1975	84,098	12,014	44,113	11,028	128,211	11,656
1976	104,588	13,073	36,351	9,087	140,939	11,744
1977	80,838	13,473	84,696	16,939	165,534	15,049
1978	122,802	17,543	64,126	21,375	214,428	19,493
1979	159,645	22,806	106,074	21,215	265,719	22,143
1980	140,533	23,422	123,730	24,746	264,263	24,024
1981	148,792	24,799	146,364	24,394	295,156	24,596
1982	85,996	17,199	103,854	17,309	189,850	17,259
1983	93,364	15,560	96,486	16,081	180,545	16,413
1984	118,068	19,678	127,110	18,159	245,178	18,860
1985	112,443	18,741	139,637	27,927	252,080	22,916
1986	103,462	17,244	54,250	10,850	157,712	14,337
1987	121,296	20,216	78,182	15,636	199,478	18,134
1988	98,953	16,492	118,861	23,772	217,814	19,801
1989	102,600	17,100	72,608	14,522	175,208	15,928
1990	93,367	18,673	73,975	12,329	167,342	15,213
1991	98,890	16,482	91,204	18,241	190,094	17,281
1992	78,492	13,082	116,118	23,224	194,610	17,692
1993	52,473	10,494	183,264	30,544	235,737	21,430
1994*	68,218	11,370	98,320	19,664	166,538	15,140
1995	54,858	10,972	148,747	24,791	203,605	18,510
1996	118,743	19,791	259,036	43,173	377,779	31,482
1997	101,245	20,249	191,833	31,972	293,078	26,643
1998	90,002	18,000	225,888	37,648	315,890	28,707
1999	114,961	22,992	159,862	26,644	274,823	24,984
2000*	103,491	20,698	254,455	36,351	357,946	29,829
2001	122,513	24,503	192,962	32,160	315,475	28,680
2002	165,493	27,582	203,660	33,943	369,153	30,763
2003	154,829	25,805	225,394	37,566	380,223	31,685
2004	109,352	21,870	327,773	54,629	437,125	39,739
2005	99,570	19,914	150,028	25,005	249,598	22,691
2006	115,442	19,240	237,904	39,651	353,346	29,446
2007	175,684	29,281	141,986	23,664	317,670	26,473
2008	145,944	20,849	207,069	41,414	353,004	29,417
2009	159,423	22,775	126,206	25,241	285,629	23,802
2010	123,672	20,612	270,673	38,668	394,345	30,334
2011	105,995	21,199	224,416	32,059	330,411	27,534
2012	106,456	15,208	148,208	24,701	254,664	19,589
2013	120,486	17,212	168,245	33,649	288,731	22,210
2014	94,042	15,674	215,322	30,760	309,365	23,797
2015	116,228	19,371	206,083	34,347	322,311	26,859
2016	110,336	18,389	196,939	32,823	307,275	25,606
2017	104,692	18,389	203,047	33,841	307,739	25,644
2018	100,935	16,822	165,305	27,550	266,240	22,187
2019	119,186	19,864	147,833	24,639	267,019	22,252
2020	4,000	1,033	0	0	4,000	1,033
2021	134,139	22,357	159,358	26,569	293,497	24,458
Totals	5,275,816 (315 G)	16,749	7,031,983 (272 G)	25,853	12,658,156 (582 G)	21,749


Road attendance includes neutral site games • School record in **BOLD** • *Does not include Las Vegas Bowl played at Sam Boyd Stadium

LARGEST MARGINS OF VICTORY AND DEFEAT

Opponent	Score	Year	Diff.
Idaho State	80-8	2015	+72
Cal Tech	69-0	1968	+69
at New Mexico	72-7	1980	+65
National U. of Mexico	63-6	1971	+57
Oregon Tech	56-0	1970	+56
Jackson State	63-13	2016	+50
Idaho State	54-10	2006	+44
at Colorado State	56-15	1980	+41
Texas-El Paso	53-14	1980	+39
Idaho	53-14	1978	+39
North Texas	38-0	2000	+38
Northern Iowa	48-10	1975	+38
at Nevada, Reno	45-7	1975	+38
Adams State	38-0	1971	+38
New Mexico Highlands	52-14	1974	+38
Portland State	51-14	1986	+37
Jackson State	39-2	1975	+37
Houston	0-69	1989	-69
at Tennessee	3-62	1996	-59
at Oregon	6-59	1992	-53
at Washington State	7-59	2011	-52
at BYU	7-55	2010	-48
at TCU	3-51	2005	-48
Air Force	17-65	1996	-48
at Northern Illinois	14-62	1995	-48
at TCU	9-56	2011	-47
Iowa State	3-48	2021	-45
Fresno State	3-48	2018	-45
at Arizona	13-58	2014	-45
Arizona	13-58	2013	-45
at BYU	7-52	2006	-45
at Eastern Michigan	6-51	1995	-45
at Miami (FL)	7-51	1972	-44
TCU	6-48	2010	-42
Air Force	10-52	1998	-42
Utah State	0-42	1995	-42
at Nevada, Reno	8-50	1991	-42

LARGEST SINGLE-GAME ATTENDANCE

Opponent	Venue	Year	Score	W/L	Attend.
Michigan	Michigan Stadium	2015	28-7	L	108,683
Tennessee	Neyland Stadium	2004	42-17	L	108,625
Tennessee	Neyland Stadium	1996	62-3	L	106,212
Ohio State	Ohio Stadium	2017	54-21	L	106,187
Wisconsin	Camp Randall Stadium	2004	18-3	L	82,071
Wisconsin	Camp Randall Stadium	2003	23-5	W	78,043
Nebraska	Memorial Stadium	1988	48-6	L	76,398
Wisconsin	Camp Randall Stadium	2011	51-17	L	77,085
Wisconsin	Camp Randall Stadium	1998	52-7	L	75,044
Wisconsin	Camp Randall Stadium	1985	26-23	L	68,123
Clemson	Memorial Stadium	1993	24-14	L	65,000
BYU	Cougar Stadium	1996	63-28	L	64,872
BYU	LaVell Edwards Stadium	2008	42-35	L	64,081
UCLA	The Rose Bowl	2016	42-21	L	63,712
BYU	LaVell Edwards Stadium	2006	52-7	L	63,341
BYU	LaVell Edwards Stadium	2002	24-3	W	62,543
BYU	Cougar Stadium	1998	38-14	L	61,774
BYU	LaVell Edwards Stadium	2010	55-7	L	61,283
BYU	Cougar Stadium	2000	10-7	L	60,191
Arizona State	Sun Devil Stadium	2008	23-20 (OT)	W	59,852
USC	LA Memorial Coliseum	2018	43-21	L	58,708
West Virginia	Milan Puskar Stadium	2010	49-10	L	58,234
BYU	LaVell Edwards Stadium	2004	24-20	W	55,341
BYU	LaVell Edwards Stadium	2014	42-23	L	53,622
Arkansas	War Memorial Stadium	2001	14-10	L	52,213
Arizona	Arizona Stadium	2014	58-13	L	50,103
Southern California	The Coliseum	1997	35-21	L	48,404
Arizona	Arizona Stadium	2001	38-21	L	47,031
Hawaii	Aloha Stadium	1981	57-21	L	46,153



UNLV's 1996 trip to Tennessee was played before the then-12th largest campus crowd in college history.



COLLEGIATE RECORDS IN LAS VEGAS

TEAM

RUSHING

Attempts
UNLV: 68 vs. Wyoming (1978)
Other: 78 by Air Force at UNLV (2014)

Yards

UNLV: 517 vs. Idaho State (2015)
Other: 459 by Air Force at UNLV (1996)
459 by Northern Illinois at UNLV (1987)

Touchdowns

UNLV: 7 vs. Idaho State (2015)
7 vs. Prairie View A&M (1974)
Other: 7 by Air Force at UNLV (1996)
7 by Utah at UNLV (1981)

PASSING

Attempts
UNLV: 79 vs. Idaho (1994)
Other: 64 by Houston at UNLV (1989)

Completions

UNLV: 48 vs. Idaho (1994)
Other: 39 by Houston at UNLV (1989)

Yards

UNLV: 635 vs. Idaho (1994)
Other: 546 by New Mexico State at UNLV (1995)

Touchdowns

UNLV: 6 vs. UTEP (1990)
Other: 5 by Wyoming at UNLV (2002)
5 by San Jose State at UNLV (1997)
5 by San Jose State at UNLV (1995)
5 by San Jose State at UNLV (1991)
5 by Houston at UNLV (1989)

Interceptions

UNLV: 6 vs. Louisiana-Lafayette (1987)
6 vs. Louisiana-Lafayette (1993)
Other: 5 by Idaho State at UNLV (1984)
5 by Utah State at UNLV (1983)

Completion Percentage

UNLV: .846 (11-13) vs. Jackson State (2016)

TOTAL OFFENSE

Most Yards
UNLV: 653 vs. Wyoming (2016)
Other: 721 by New Mexico State at UNLV (1995)

SCORING

Points
UNLV: 80 vs. Idaho State (2015)
Other: 69 by Houston at UNLV (1989)
69 by Utah at UNLV (1981)

Touchdowns

UNLV: 11 vs. Idaho State (2015)
Other: 9 by Wyoming at UNLV (2016)
9 by Air Force at UNLV (1996)
9 by Houston at UNLV (1989)

Field Goals

UNLV: 4 (9 times) last time: vs. EWU (2021)
Other: 5 by BYU at UNLV (1999)

Margin of Victory

UNLV: 72 (80-8) vs. Idaho State (2015)
57 (63-6) vs. National University of Mexico (1971)
50 (63-13) vs. Jackson State (2016)
44 (54-10) vs. Idaho State (2006)
39 (53-14) vs. UTEP (1980)
39 (53-14) vs. Idaho (1978)
Other: 69 (69-0) by Houston at UNLV (1989)

ATTENDANCE

Largest Crowd
UNLV: 42,075, Wisconsin at UNLV (2002)
Other: 54,541, BYU vs. Arizona (2021 Vegas Kickoff Classic at Allegiant Stadium)

INDIVIDUAL

RUSHING

Attempts
UNLV: 37, Ickey Woods vs. Long Beach State (1987)
37, Ickey Woods vs. Pacific (1987)
Other: 44, Chris Lemon of Nevada, Reno at UNLV (1998)

Yards

UNLV: 266, Mike Thomas vs. Boise State (1974)
Other: 286, Nathan DuPree of San Jose State at UNLV (1992)

Touchdowns

UNLV: 4, Armani Rogers (QB) vs. Prairie View A&M (2018)
4, Mike Thomas vs. Prairie View A&M (1974)
4, Henry Melton vs. New Mexico Highlands (1974)
4, Mike Thomas vs. Wisconsin-Milwaukee (1973)
Other: 4, Steven Jackson of Oregon State vs. UNM (2003 LV Bowl)
4, Mike Anderson of Utah at UNLV (1999)
4, Wasean Tait of Toledo vs. Nevada, Reno (1995 Las Vegas Bowl)
4, Kirk Compton of New Mexico State at UNLV (1995)
4, Glenn Freitas of Hawaii at UNLV (1995)

PASSING

Attempts
UNLV: 56, Caleb Herring vs. Hawaii (2013)
Other: 61, Timmy Chang of Hawaii at UNLV (2003)

Completions

UNLV: 34, Caleb Herring vs. Hawaii (2013)
Other: 37, Timmy Chang of Hawaii at UNLV (2003)

Yards

UNLV: 503, Jon Denton vs. San Diego State (1996)
Other: 546, Cody Ledbetter of New Mexico State at UNLV (1995)

Touchdowns

UNLV: 5, Caleb Herring vs. San Diego State (2013)
5, Shane Steichen vs. New Mexico (2006)
5, Larry Gentry vs. Texas-El Paso (1980)
Other: 5, Casey Bramlet of Wyoming at UNLV (2002)
5, Dan O'Dell of San Jose State at UNLV (1997)
5, Ken Lutz of San Jose State at UNLV (1995)
5, Jeff Garcia of San Jose State at UNLV (1991)
5, Andre Ware of Houston at UNLV (1989)

Interceptions

UNLV: 6, Bob Stockham vs. Louisiana-Lafayette (1993)
6, Richard Williams vs. Louisiana-Lafayette (1987)
Other: 5, Vern Harris of Idaho State at UNLV (1984)

Completion Percentage

UNLV: .857 (24-28), Caleb Herring vs. Central Michigan (2013)

RECEIVING

Receptions
UNLV: 23, Randy Gatewood vs. Idaho (1994)
Other: 13, Gerrell Robinson of ASU vs. Boise State (2011 LV Bowl)
13, Kealoha Piliare of Hawaii at UNLV (2009)

Yards

UNLV: 363, Randy Gatewood vs. Idaho (1994)
Other: 241, Gerrell Robinson of ASU vs. Boise State (2011 LV Bowl)

Touchdowns

UNLV: 4, Devante Davis vs. San Diego State (2013)
4, Nathaniel Hawkins vs. New Mexico Highlands (1971)
Other: 4, Lucious Davis of New Mexico State at UNLV (1993)

TOTAL OFFENSE

Most Yards
UNLV: 513, Jon Denton vs. San Diego State (1996)
Other: 559, Cody Ledbetter of New Mexico State at UNLV (1995)

SCORING

Points
UNLV: 26, Mike Thomas vs. Santa Clara (1974)

Other: 30, Steven Jackson of Oregon State vs. UNM (2003 LV Bowl)
24, Mike Anderson of Utah at UNLV (1999)
24, Wasean Tait of Toledo vs. Nevada, Reno (1995 Las Vegas Bowl)
24, Kirk Compton of New Mexico State at UNLV (1995)
24, Glenn Freitas of Hawaii at UNLV (1995)

Touchdowns

UNLV: 4 (9 times) last time Armani Rogers (QB) vs. Prairie View A&M (2018)
Other: 5, Steven Jackson of Oregon State vs. UNM (2003 LV Bowl)
4 (5 times) last time Mike Anderson of Utah at UNLV (1999)

Field Goals

UNLV: 4, Daniel Gutierrez vs. EWU (2021)
4, Evan Pantels vs. Howard (2017)
4, Nolan Kohorst vs. Hawaii (2013)
4, Dillon Pieffer vs. Hawaii (2003)
4, Nick Garritano vs. Central Michigan (1993)
4, Nick Garritano vs. Cal State Fullerton (1992)
4, Joey DiGiovanna vs. Fresno State (1984)
Other: 5, Owen Pochman of BYU at UNLV (1999)



QB Dalton Sneed's 91-yard dash for a TD in 2016 is the longest run in history.

LONGEST PLAYS

Rush

UNLV: 91, Dalton Sneed (QB) vs. Fresno State (2016) TD
89, Darin Brightmon vs. New Mexico State (1989) TD
Other: 76, Mike Anderson of Utah vs. Fresno State (1999 Las Vegas Bowl)
76, Saladin McCullough of Oregon vs. Air Force (1997 Las Vegas Bowl) TD

Pass

UNLV: 87, Carlton Kelley to Henry Vereen vs. Northern Arizona (1977) TD
Other: 87, Jack Hawley to Derrick Lewis of San Diego State at UNLV (1999) TD

Field Goal

UNLV: 54, Nicolai Boman vs. Northern Colorado (2014)
54, Nick Garritano vs. Nevada, Reno (1994)
54, Nick Garritano vs. San Jose State (1994)
Other: 62, Jason Hanson of Washington State at UNLV (1991)

Punt

UNLV: 91, Brad Faunce vs. Nevada, Reno (1994)
Other: 77, Brad Langley of Nevada, Reno at UNLV (2008)

Kickoff Return

UNLV: 99, Ken Bowles vs. Cal Poly San Luis Obispo (1976) TD
Other: 100, Doug Martin of Boise State vs. ASU (2011 LV Bowl) TD
100, Reggie Wilson of Utah at UNLV (1981) TD

Punt Return

UNLV: 86, Greg Brown vs. Oregon Tech, 1970 (TD)
Other: 77, Kendal Smith of Utah State at UNLV (1987) TD

Interception Return

UNLV: 100, Pat Medchill vs. Southern Utah State (1970) TD
Other: 100, Tyree Robinson of Oregon vs. Boise State (2017 Las Vegas Bowl) TD
100, Jamar Taylor of Boise State vs. ASU (2011 Las Vegas Bowl) TD

Fumble Return

UNLV: 82, Will Chandler vs. Wisconsin (2010)
Other: 86, Troy Dye of Oregon vs. Boise State (2017 Las Vegas Bowl) TD



NCAA

Total Offensive Plays in One Quarter

41 by QB Jason Davis vs. Idaho, 9-17-94 (4th Qtr.)

Total Offensive Yards in One Quarter

347 by QB Jason Davis vs. Idaho, 9-17-94 (4th Qtr.)

Pass Attempts in One Quarter

41 by QB Jason Davis vs. Idaho, 9-17-94 (4th Qtr.)

Pass Completions in One Quarter

28 by QB Jason Davis vs. Idaho, 9-17-94 (4th Qtr.)

Passing Yards in One Quarter

347 by QB Jason Davis vs. Idaho, 9-17-94 (4th Qtr.)



Receptions in One Game (Tied with one)

23 by WR Randy Gatewood vs. Idaho, 9-17-94

Game with Two Teammates Passing for 250 Yards or More

(3 times ever)

381 by QB Jason Davis & 254 by QB Jared Brown vs. Idaho, 9-17-94

Longest Fumble Return For a Touchdown (Tied with two)

100 by DB Kevin Thomas at Baylor, 9-11-99

Average All-Purpose Yardage Gain Per Play

Game (Min. 300 Yards, 25 plays)

16.8 by Randy Gatewood vs. Idaho, 9-17-94 (419 on 25)

Both Teams Gaining 600 Yards or More (Tied with 64)

614 by UNLV and 707 by Idaho, 9-17-94

627 by UNLV and 670 by San Diego State, 11-16-96

BIG WEST

Conference ceased football after 2000 season (additional to NCAA)

Pass Attempts in One Game

79 vs. Idaho, 9-17-94

Pass Completions in One Game

48 vs. Idaho, 9-17-94

Passing Yards in One Game

635 vs. Idaho, 9-17-94

Receiving Yards in One Game

363 by Randy Gatewood, 9-17-94

Season Team Punting Average

47.5, 1984

Season All-Purpose Yards Per Play

18.5 by WR Henry Bailey, 1992 (1,883 on 102)

Consecutive Field Goals Made

14 by Jim Cook, 1987

Game Punting Average

54.0 by Brian Parvin vs. Hawaii, 10-24-92

Season Punting Average

47.5 by Randall Cunningham, 1984

Career Punting Average

45.2 by Randall Cunningham, 1982-84

WESTERN ATHLETIC

UNLV holds no WAC team or individual records. WAC ceased football after 2012.

MOUNTAIN WEST

(additional to NCAA)



TEAM RECORDS

Most Points Scored, Game: 80, UNLV vs. Idaho State (9/26/15)

Most Points Scored, Both Teams: 135, UNLV vs. Wyoming (11/12/16)

Most Points Scored, First Quarter: 35, (Tie) UNLV vs. Idaho State (9/26/15)

Kickoff Returns, Season: 74, UNLV (2010)

Kickoff Return Yards, Season: 1,719, UNLV (2010)

Fumbles Forced, Season: 23, (Tie) UNLV (2003)

Interception Returns for TD, Game: 2, (Tie) UNLV vs. Utah (11/3/01)

Most Penalties, Game: 22, UNLV vs. Wyoming (11/6/04)

Most Penalty Yards, Game: 167, UNLV vs. Wyoming (11/6/04)

Most Interceptions Thrown, Season: 22, (Tie) UNLV (2014)

Most QB Sacks, Game: 9, (Tie) UNLV at Wisconsin (9/13/03)

INDIVIDUAL RECORDS

OFFENSE

Receptions, Career: 283, Ryan Wolfe (2006-09)

Receiving Touchdowns by a JR., Game: 4, Devante Davis (2013 vs. San Diego State)

Receiving Touchdowns by a FR., Game: 4, Tyleek Collins (10/27/18 at SJSU)

DEFENSE

Interception Return Yards, Season: 213, Kevin Thomas (2001)

Interception Return Yards, Career: 327, Kevin Thomas (1999-2001)

Interception Returns for TD, Season: 3, (Tie) Kevin Thomas (2001)

Interception Returns for TD, Career: 4, (Tie) Kevin Thomas (1999-2001)

Pass Breakups, Season: 24, Kevin Thomas (1999)

Pass Breakups, Career: 50, Kevin Thomas (1999-2001)

Fumble Return TDs, Career: 2 (Tie), Joe Miklos (2001-05), Jamaal Brimmer (2001-04)


SPECIAL TEAMS

Most Extra Points Made, Game: 11, Nicolai Bornand vs. Idaho State (9/26/15)


Kick Returns, Career: 112, Deante Purvis (2008-11)

Kick Returns, Season: 50, Deante Purvis (2009)

Most Punting Yards, Season (MW Games Only): 2,485, Ray Cheetany (1999)




No collegian has returned a fumble 100 yards since Kevin Thomas did it vs. Baylor in 1999.



Randy Gatewood's record of 23 catches in one game still stands.



Jon Denton set 10 NCAA freshman records in 1996, all of which have since been broken.



Henry Bailey set an NCAA record for all-purpose yards in 1992.



Jason Davis' magical quarter of play in 1994 still makes him owner of five NCAA records.



ALL-TIME SERIES HISTORY

ADAMS STATE COLLEGE (1-0)

9-18-71 H. UNLV 38-0

AIR FORCE (6-17)

11-21-81 H. UNLV 24-21
9-7-96 H. AFA 65-17
9-13-97 A. AFA 25-24
9-12-98 H. AFA 52-10
11-13-99 A. AFA 35-16
9-30-00 H. UNLV 34-13
11-17-01 A. UNLV 34-10
11-16-02 H. AFA 49-32
10-11-03 A. AFA 24-7
9-18-04 H. AFA 27-10
10-15-05 A. AFA 42-7
9-24-06 H. UNLV 42-39
10-6-07 A. AFA 31-14
10-18-08 H. AFA 29-28
11-14-09 A. AFA 45-17
11-8-10 H. AFA 35-20
11-19-11 A. AFA 45-17
9-22-12 H. UNLV 38-35
11-21-13 A. UNLV 41-21
11-8-14 H. AFA 48-21
10-14-17 A. AFA 34-30
10-19-18 H. AFA 41-35
11-26-21 A. AFA 48-14

ALCORN STATE (1-0)

11-30-74 H. UNLV 35-22

AKRON (0-1)

11-27-76 A. AKRON 27-6

ARIZONA (0-3)

9-22-01 A. UA 38-21
9-7-13 H. UA 58-13
8-29-14 A. UA 58-13

ARIZONA STATE (1-1)

9-13-08 A. UNLV (OT) 23-20
9-11-21 A. ASU 37-10

ARKANSAS (1-1)

12-21-00 H. UNLV 31-14
8-30-01 A. ARK 14-10

ARKANSAS STATE (1-2)

10-9-95 H. UNLV 28-23
9-22-18 A. ASU 27-20
9-7-19 H. ASU 43-17

AZUSA PACIFIC (2-0)

9-21-68 A. UNLV 29-8
9-18-69 A. UNLV 35-13

BAYLOR (1-2)

9-19-87 H. BU 21-14
9-3-88 A. BU 27-3
9-11-99 A. UNLV 27-24

BOISE STATE (3-8)

9-16-72 A. BSU 36-16
10-13-73 H. UNLV 24-19
10-19-74 H. UNLV 37-35
10-18-75 A. BSU 34-21
11-6-76 H. UNLV 31-26
9-24-77 A. BSU 45-14
11-5-11 H. BSU 48-21
10-20-12 A. BSU 32-7
10-31-15 H. BSU 55-27
11-18-16 A. BSU 42-25
10-5-19 H. BSU 38-13
12-4-20 H. CANCELED

BYU (3-17)

12-2-78 N. BYU 28-24
11-29-80 H. BYU 54-14
10-10-81 A. UNLV 45-41
9-2-82 H. BYU 27-0
10-12-96 A. BYU 63-28
10-10-98 A. BYU 38-14
10-23-99 H. BYU 29-0
9-23-00 A. BYU 10-7
9-29-01 H. BYU 35-31
10-19-02 A. UNLV 24-3

10-25-03 H. BYU (OT) 27-20
10-8-04 A. UNLV 24-20
11-5-05 H. BYU 55-14
10-21-06 A. BYU 52-7
10-13-07 H. BYU 24-14
10-25-08 A. BYU 42-35
10-10-09 H. BYU 59-21
11-6-10 A. BYU 55-7
11-15-14 A. BYU 42-23
11-10-17 H. BYU 31-21

CAL LUTHERAN (0-2)

11-23-68 H. CL 17-13
9-20-69 H. CL 26-0

CAL POLY (1-1)

11-6-71 H. SLO 13-3
10-30-76 H. UNLV 28-10

CAL STATE FULLERTON (13-4)

10-22-70 A. UNLV 20-10
10-21-72 H. CSF 30-20
10-29-77 H. UNLV 24-21
11-25-78 H. UNLV 24-7
9-8-79 H. UNLV 35-14
10-4-80 H. UNLV 36-17
11-27-82 H. UNLV 42-23
11-12-83 A. UNLV 13-0
11-10-84 H. UNLV 26-20
10-19-85 A. UNLV 10-6
9-27-86 H. UNLV 40-23
10-17-87 A. CSF 28-14
9-17-88 H. CSF 20-10
9-30-89 A. CSF 34-20
10-6-90 H. UNLV 29-10
10-12-91 A. UNLV 25-3
11-28-92 H. UNLV 33-16

CAL STATE LOS ANGELES (2-1)

10-17-70 H. CSLA 21-20
9-23-72 H. UNLV 31-0
9-15-73 H. UNLV 42-7

CAL STATE NORTHRIDGE (0-1)

10-9-93 H. CSN 24-18

CAL TECH (1-0)

10-26-68 H. UNLV 69-0

CENTRAL ARKANSAS (1-0)

9-8-73 H. UNLV 38-6

CENTRAL MICHIGAN (3-2)

9-18-93 H. UNLV 33-20
9-10-94 A. CMU 35-23
12-15-94 H. UNLV 52-24
9-14-13 H. UNLV 31-21
9-17-16 A. CMU 44-21

CLEMSON (0-1)

9-4-93 A. CLEM 24-14

COLORADO STATE (7-16-1)

10-21-78 A. UNLV 33-6
11-17-79 H. TIE 21-21
9-27-80 A. UNLV 56-15
11-6-82 A. UNLV 36-31
9-21-96 A. CSU 35-16
11-1-97 H. CSU 45-19
9-26-98 A. CSU 38-16
11-27-99 H. CSU 35-17
10-14-00 A. CSU 20-19
10-20-01 H. CSU 26-24
11-30-02 A. UNLV 36-33
11-22-03 H. CSU 24-23
11-13-04 A. CSU 45-10
11-19-05 H. CSU 31-27
10-7-06 A. CSU 28-7
10-20-07 H. CSU 48-23
10-4-08 A. CSU 41-28
22-7-09 H. UNLV 35-16
10-16-10 A. CSU 43-10
10-29-11 H. UNLV 38-35
11-10-12 A. CSU 33-11
11-14-15 A. CSU 49-35
10-22-16 H. CSU 42-23
11-2-19 A. CSU 37-17
11-21-20 A. CANCELED

COLORADO STATE-PUEBLO (1-0)

10-19-68 H. UNLV 25-21

DELAWARE (0-1)

12-7-74 N. DEL 49-11

EASTERN MICHIGAN (1-1)

9-3-94 H. UNLV 17-3
9-16-95 A. EMU 51-6

EASTERN WASHINGTON (0-1)

9-2-21 H. EWU 35-33(2 OT)

FRESNO STATE (7-17)

11-3-79 A. UNLV 31-28
9-13-80 H. UNLV 35-6
11-7-81 A. FS 42-26
11-20-82 H. FS 30-28
11-5-83 A. UNLV 20-7
11-24-84 H. UNLV 27-13
9-14-85 A. FS 26-6
10-6-86 H. FS 36-7
10-31-87 A. FS 45-10
11-12-88 H. FS 31-14
10-28-89 A. FS 31-17
11-3-90 H. FS 45-18
10-26-91 A. FS 48-22
10-26-96 H. FS 34-23
10-25-97 A. FS 46-28
10-19-13 A. FS 38-14
10-10-14 H. UNLV (OT) 30-27
10-16-15 A. FS 31-28
10-1-16 H. UNLV 45-20
10-28-17 A. UNLV 23-16
11-3-18 H. FS 48-3
10-18-19 A. FS 56-27
11-7-20 H. FS 40-27
9-24-21 A. FS 38-30

HAWAII (13-18)

10-25-69 A. UH 57-19
11-7-70 H. UH 28-21
10-27-73 A. UH 31-29
10-26-74 H. UNLV 33-8
10-14-78 H. UNLV 30-20
9-29-79 A. UNLV 48-31
11-15-80 H. UH 24-19
10-31-81 A. UH 57-21
10-15-83 H. UH 23-0
9-29-84 A. UH 16-12
10-24-92 A. UH 55-25
9-30-95 H. UH 58-30
10-19-96 A. UH 38-28
9-20-97 H. UNLV 25-15
12-2-00 A. UNLV 34-32
9-19-03 H. UNLV 33-22
9-16-06 A. UH 42-13
9-15-07 H. UH 49-14
9-19-09 H. UNLV 34-33
12-4-10 A. UH 59-21
9-17-11 H. UNLV 40-20
11-24-12 A. UH 48-10
10-12-13 H. UNLV 39-37
11-22-14 A. UH 37-35
11-7-15 H. UNLV 41-21
10-15-16 A. UNLV 41-38
11-4-17 H. UNLV 31-23
11-17-18 A. UH 35-28
11-16-19 H. UH 21-7
12-12-20 A. UH 38-21
11-13-21 H. UNLV 27-13

HIRAM SCOTT COLLEGE (1-0)

11-15-69 H. UNLV 36-28

HOUSTON (0-3)

9-2-89 H. UH 69-0
9-8-90 A. UH 37-9
9-20-14 A. UH 47-14

HOWARD (0-1)

9-2-17 H. Howard 43-40

IDAHO (4-4)

10-25-75 H. IDAHO 39-7
11-5-77 A. UNLV 35-14
10-7-78 H. UNLV 53-14

9-17-94 H. IDAHO 48-38
9-10-05 H. UNLV 34-31
9-18-10 A. IDAHO 30-7
9-24-16 H. IDAHO (OT) 33-30
9-9-17 A. UNLV 44-16

IDAHO STATE (6-2)

11-8-69 H. UNLV 35-31
9-26-70 A. ISU 64-34
11-23-74 H. UNLV 31-7
9-20-75 A. ISU 15-7
10-2-76 H. UNLV 31-17
10-13-84 H. UNLV 33-20
9-2-06 H. UNLV 54-10
9-26-15 H. UNLV 80-8

ILLINOIS STATE (1-0)

9-27-97 H. UNLV 41-6

IOWA STATE (1-5)

9-23-95 A. ISU 57-30
9-18-99 H. ISU 24-0
9-9-00 A. ISU 37-22
9-9-06 A. ISU 16-10
9-20-08 H. UNLV (OT) 34-31
9-18-21 H. ISU 48-3

JACKSON STATE (2-0)

10-4-75 H. UNLV 39-2
9-1-16 H. UNLV 63-13

KANSAS (1-1)

9-7-02 H. UNLV 31-20
9-6-03 A. KU 46-24

KANSAS STATE (0-2)

9-25-93 A. KSU 36-20
11-26-94 H. KSU 42-3

LAMAR (0-0-1)

11-23-79 H. TIE 24-24

LaVERNE (1-0)

9-27-69 H. UNLV 39-26

LONG BEACH STATE (6-5)

9-26-81 H. UNLV 32-31
11-13-82 A. LBSU 24-13
11-19-83 H. LBSU 24-21
10-6-84 A. UNLV 41-23
9-28-85 H. LBSU 28-24
11-22-86 A. UNLV 31-8
11-7-87 H. UNLV 30-17
11-26-88 A. UNLV 42-41
11-4-89 H. UNLV 43-21
11-17-90 A. LBSU 29-20
10-5-91 H. LBSU 34-19

LOUISIANA-LAFAYETTE (0-4)

10-26-85 H. USL 20-13
9-12-87 A. USL 21-10
11-20-93 H. USL 31-14
11-5-94 A. USL 28-27

LOUISIANA-MONROE (1-0)

10-6-73 H. UNLV 26-0

LOUISIANA TECH (2-1)

11-6-93 A. UNLV 28-23
10-8-94 H. UNLV 24-20
10-6-12 A. LT 58-31

MARSHALL (1-0)

9-21-73 H. UNLV 31-9

MIAMI (FL) (0-1)

11-4-72 A. MIAMI 51-7

MICHIGAN (0-1)

9-19-15 A. MICH 28-7

MINNESOTA (0-2)

8-30-12 H. UM (3OT) 30-27
8-29-13 A. UM 23-51

MISSISSIPPI (0-1)

10-28-00 A. UM (OT) 43-40

ALL-TIME SERIES HISTORY



MISSOURI SOUTHERN (1-1)

10-7-72	H	MSU	7-0
11-13-76	H	UNLV	28-3

MISSOURI STATE (0-1)

9-1-90	H	MSU	31-24
--------	---	-----	-------

MONTANA (4-1)

9-28-74	H	UNLV	20-17
9-27-75	A	UM	21-20
9-11-76	H	UNLV	21-19
9-10-77	A	UNLV	15-13
10-28-78	H	UNLV	25-16

MONTANA STATE (2-0)

11-14-70	H	UNLV	38-36
11-21-92	H	UNLV	36-7

UNIVERSITY OF MEXICO (1-0)

11-27-71	H	UNLV	63-6
----------	---	------	------

NEBRASKA (0-1)

10-1-88	A	NEB	48-6
---------	---	-----	------

NEBRASKA-OMAHA (2-0)

10-11-75	H	UNLV	35-6
10-16-76	H	UNLV	63-42

NEVADA, RENO (19-28)

11-22-69	A	UNR	30-28
11-26-70	H	UNLV	42-30
11-20-71	A	UNLV	24-13
11-18-72	H	UNR	41-13
11-17-73	A	UNR	19-3
11-16-74	H	UNLV	28-7
11-22-75	A	UNLV	45-7
11-20-76	H	UNLV	49-33
11-19-77	A	UNLV	27-12
9-16-78	H	UNR	23-14
9-15-79	A	UNLV	26-21
9-3-83	H	UNLV	28-18
11-16-85	A	UNR	48-7
10-3-87	H	UNLV	24-19
11-11-89	A	UNR	45-7
10-20-90	H	UNR	26-14
9-7-91	A	UNR	50-8
10-17-92	H	UNR	14-10
10-23-93	A	UNR	49-14
11-19-94	H	UNLV	32-27
10-28-95	A	UNR	55-32
10-5-96	H	UNR	54-17
9-6-97	A	UNR	31-14
10-3-98	H	UNR	31-10
10-2-99	A	UNR	26-12
10-7-00	H	UNLV	38-7
10-6-01	A	UNLV	27-12
10-05-02	H	UNLV	21-17
10-4-03	A	UNLV	16-12
10-2-04	H	UNLV	48-13
9-17-05	A	UNR	22-14
9-30-06	H	UNR	31-3
9-29-07	A	UNR	27-20
9-27-08	H	UNR	49-27
10-3-09	A	UNR	63-28
10-2-10	H	UNR	44-26
10-8-11	A	UNR	37-0
10-13-12	H	UNR	42-37
10-26-13	A	UNLV	27-22
11-29-14	H	UNR	49-27
10-3-15	A	UNLV	23-17
11-26-16	H	UNR	45-10
11-25-17	A	UNR	23-16
11-24-18	H	UNLV	34-29
11-30-19	A	UNLV	(OT) 33-30
10-31-20	H	UNR	37-19
10-29-21	A	UNR	51-20

NEVADA, LAS VEGAS (19-28)

11-22-69	A	UNR	30-28
11-26-70	H	UNLV	42-30
11-20-71	A	UNLV	24-13
11-18-72	H	UNR	41-13
11-17-73	A	UNR	19-3
11-16-74	H	UNLV	28-7
11-22-75	A	UNLV	45-7
11-20-76	H	UNLV	49-33
11-19-77	A	UNLV	27-12
9-16-78	H	UNR	23-14
9-15-79	A	UNLV	26-21
9-3-83	H	UNLV	28-18
11-16-85	A	UNR	48-7
10-3-87	H	UNLV	24-19
11-11-89	A	UNR	45-7
10-20-90	H	UNR	26-14
9-7-91	A	UNR	50-8
10-17-92	H	UNR	14-10
10-23-93	A	UNR	49-14
11-19-94	H	UNLV	32-27
10-28-95	A	UNR	55-32
10-5-96	H	UNR	54-17
9-6-97	A	UNR	31-14
10-3-98	H	UNR	31-10
10-2-99	A	UNR	26-12
10-7-00	H	UNLV	38-7
10-6-01	A	UNLV	27-12
10-05-02	H	UNLV	21-17
10-4-03	A	UNLV	16-12
10-2-04	H	UNLV	48-13
9-17-05	A	UNR	22-14
9-30-06	H	UNR	31-3
9-29-07	A	UNR	27-20
9-27-08	H	UNR	49-27
10-3-09	A	UNR	63-28
10-2-10	H	UNR	44-26
10-8-11	A	UNR	37-0
10-13-12	H	UNR	42-37
10-26-13	A	UNLV	27-22
11-29-14	H	UNR	49-27
10-3-15	A	UNLV	23-17
11-26-16	H	UNR	45-10
11-25-17	A	UNR	23-16
11-24-18	H	UNLV	34-29
11-30-19	A	UNLV	(OT) 33-30
10-31-20	H	UNR	37-19
10-29-21	A	UNR	51-20

NEW MEXICO (13-12)

9-23-78	A	UNM	24-0
10-13-79	H	UNLV	28-20
11-1-80	A	UNLV	72-7
9-12-81	H	UNLV	49-42
9-18-82	A	UNM	49-21
9-21-91	A	UNLV	23-22
10-30-99	A	UNM	27-6

11-11-00	H	UNLV	18-14
11-10-01	A	UNM	27-17
10-12-02	H	UNM	25-16
11-1-03	A	UNLV	37-35
10-16-04	H	UNM	24-20
9-5-05	A	UNM	24-22
10-14-06	H	UNM	(OT) 39-36
11-24-07	A	UNM	27-6
11-8-08	H	UNLV	27-20
10-24-09	A	UNLV	34-17
9-25-10	H	UNLV	45-10
11-12-11	H	UNM	21-14
11-3-12	H	UNLV	35-7
9-28-13	A	UNLV	56-42
11-1-14	H	UNM	31-28
11-17-17	A	UNLV	38-35
10-6-18	H	UNM	50-14
11-6-21	A	UNLV	31-17

NEW MEXICO HIGHLANDS (2-0)

10-30-71	H	UNLV	55-31
11-2-74	H	UNLV	52-14

NEW MEXICO STATE (9-3)

9-15-84	A	UNLV	28-21
10-31-85	H	UNLV	17-12
11-15-86	A	UNLV	58-42
11-14-87	A	UNLV	29-6
10-15-88	H	UNLV	28-20
9-23-89	H	UNLV	26-14
10-13-90	A	UNLV	24-20
11-16-91	H	UNLV	38-28
10-10-92	A	NMSU	40-10
10-30-93	H	NMSU	52-40
10-1-94	A	UNLV	31-27
11-18-95	H	NMSU	58-34

NORTH DAKOTA (1-1-1)

11-13-71	H	TIE	17-17
11-11-72	H	ND	17-13
11-12-77	H	UNLV	38-14

NORTH TEXAS (4-1)

11-1-86	H	UNLV	27-26
11-4-95	H	UNLV	34-24
9-2-99	A	UNLV	26-3
9-16-00	H	UNLV	38-0
1-1-14	N	UNT	36-14

NORTHERN ARIZONA (5-3)

11-16-71	A	NAU	20-7
11-10-73	H	UNLV	42-14
9-21-74	A	UNLV	31-14
11-1-75	H	UNLV	34-21
10-23-76	A	NAU	31-28
10-1-77	H	UNLV	20-16
9-19-92	H	UNLV	40-7
9-8-12	H	NAU	17-14

NORTHERN COLORADO (2-0)

10-6-79	H	UNLV	35-31
9-6-14	H	UNLV	13-12

NORTHERN ILLINOIS (0-5)

11-28-87	H	NIU	34-31
10-21-89	A	NIU	42-24
10-7-95	A	NIU	62-14
9-13-14	H	NIU	48-34
9-5-15	A	NIU	38-30

NORTHERN IOWA (1-0)

9-13-75	H	UNLV	48-10
---------	---	------	-------

NORTHWESTERN (0-3)

9-5-98	A	NW	41-7
9-7-01	H	NW	37-28
9-14-19	A	NW	30-14

OHIO STATE (0-1)

9-23-17	A	OSU	54-21
---------	---	-----	-------

OHIO UNIVERSITY (1-0)

9-24-88	H	UNLV	26-18
---------	---	------	-------

OREGON (0-2)

10-25-80	A	OU	32-9
9-26-92	A	OU	59-6

OREGON STATE (3-2)

10-1-83	A	UNLV	35-21
9-15-90	A	UNLV	45-20
9-14-91	H	UNLV	23-9
10-14-02	A	OSU	47-17
9-12-09	H	OSU	23-21

OREGON TECH (1-0)

10-3-70	H	UNLV	56-0
---------	---	------	------

PACIFIC (8-4)

10-9-76	A	UOP	38-13
10-2-82	A	UOP	29-27
9-17-83	H	UNLV	28-7
10-20-84	A	UNLV	35-21
10-12-85	H	UNLV	24-14
10-11-86	A	UOP	21-15
11-21-87	H	UNLV	30-24
10-8-88	A	UNLV	30-16
10-7-89	H	UNLV	30-7
9-29-90	A	UNLV	37-28
11-23-91	H	UOP	44-23
10-3-92	A	UNLV	21-17

PORTLAND STATE (1-0)

9-13-86	H	UNLV	51-14
---------	---	------	-------

PRAIRIE VIEW A&M (2-0)

10-12-74	H	UNLV	63-28
9-15-18	H	UNLV	46-17

RICE (0-2)

9-2-95	A	RICE	38-0
11-14-98	A	RICE	38-16

SACRAMENTO STATE (1-0)

9-5-09	H	UNLV	38-3
--------	---	------	------

SAINT MARY'S (1-0)

9-14-68	H	UNLV	27-20
---------	---	------	-------

SAN DIEGO STATE (10-21)

10-22-77	A	SDSU	31-7
10-11-80	A	UNLV	28-17
11-14-81	H	SDSU	38-20
9-25-82	A	SDSU	26-23
10-27-83	H	UNLV	28-10
11-3-84	A	UNLV	30-14
11-16-96	H	UNLV	44-42
10-18-97	A	SDSU	(OT) 20-17
11-20-99	H	SDSU	37-7
11-25-00	A	UNLV	31-24
10-13-01	H	UNLV	31-3
10-26-02	A	SDSU	31-21
11-8-03	H	SDSU	7-0
11-20-04	A	SDSU	21-3
10-8-05	H	UNLV	13-10
11-11-06	A	SDSU	21-7
11-10-07	H	SDSU	38-30
11-22-08	A	SDSU	42-21
11-28-09	H	UNLV	28-24
11-27-10	A	SDSU	48-14
11-26-11	H	SDSU	31-14
10-27-12	A	SDSU	24-13
11-30-13	H	UNLV	45-19
9-27-14	A	SDSU	24-17
11-21-15	H	SDSU	52-14
10-8-16	A	SDSU	26-7
10-7-17	H	SDSU	41-10
11-10-18	A	UNLV	27-24
10-26-19	H	SDSU	20-17
10-24-20	A	SDSU	34-6
11-19-21	H	SDSU	28-20

SAN FRANCISCO (1-0)

9-28-68	A	UNLV	23-7
---------	---	------	------

SAN JOSE STATE (7-18-1)

9-5-81	A	UNLV	16-6
10-30-82	H	SJSU	48-14
9-10-83	A	SJSU	31-26
9-8-84	H	UNLV	30-15
11-23-85	A	TIE	16-16
10-18-86	H	SJSU	23-20
10-24-87	A	SJSU	48-24
11-19-88	H	SJSU	42-0
11-25-89	A	SJSU	38-28

9-22-90	H	SJSU	47-13
11-2-91	A	SJSU	55-12
10-31-92	H	UNLV	35-31
11-13-93	A	UNLV	28-14
10-29-94	H	UNLV	23-10
10-14-95	A	SJSU	52-14
11-23-96	A	SJSU	31-28
11-22-97	H	SJSU	(OT) 55-48
11-2-13	H	SJSU	34-24
10-4-14	A	SJSU	33-10
10-10-15	H	SJSU	(OT) 33-27
10-29-16	A	SJSU	30-24
9-30-17	H	UNLV	41-13
10-27-18	A	SJSU	50-37
11-22-19	H	UNLV	38-35
11-14-20	A	SJSU	34-17
10-21-21	H	SJSU	27-20



ALL-TIME SERIES HISTORY

UC SAN DIEGO (1-0)		
11-16-68	H.....UNLV	27-6

UCLA (0-2)		
9-12-15	H.....UCLA	37-3
9-10-16	A.....UCLA	42-21

UTAH (2-14)		
10-20-79	H.....UNLV	43-41
9-20-80	A.....UTAH	45-29
10-24-81	H.....UTAH	69-28
10-16-82	A.....UTAH	24-14
9-25-99	H.....UTAH	52-14
11-4-00	A.....UTAH	38-16
11-3-01	H.....UTAH	42-14
11-09-02	A.....UTAH	28-17
10-18-03	H.....UTAH	28-10
10-23-04	A.....UTAH	63-28
10-22-05	H.....UTAH	42-32
10-28-06	A.....UTAH	45-23
9-22-07	H.....UNLV	27-0
9-6-08	A.....UTAH	42-21
10-17-09	H.....UTAH	35-15
9-11-10	A.....UTAH	38-10

UTAH STATE (7-18)		
9-25-71	A.....USU	27-7
9-29-73	H.....USU	7-3
10-22-83	H.....UNLV	28-10
11-17-84	A.....UNLV	36-20
10-5-85	H.....UNLV	14-7
10-25-86	A.....USU	7-6
10-10-87	H.....UNLV	28-27
11-5-88	A.....USU	17-10
11-18-89	H.....USU	27-22
10-27-90	A.....USU	31-6
11-9-91	H.....USU	27-14
11-7-92	A.....USU	48-8
10-23-93	H.....USU	33-26
9-24-94	A.....UNLV	23-21
11-11-95	H.....USU	42-0

9-25-04	H.....USU	31-21
9-24-05	A.....USU	31-24
8-30-07	A.....UNLV	23-16
8-30-08	H.....UNLV	27-17
9-29-12	A.....USU	35-13
11-9-13	H.....USU	28-24
10-25-14	A.....USU	34-20
10-21-17	H.....USU	52-28
10-13-18	A.....USU	59-28
10-16-21	H.....USU	28-24

UTEP (6-2)		
11-18-78	H.....UNLV	27-0
9-22-79	A.....UTEP	17-15
10-18-80	H.....UNLV	53-14
11-28-81	A.....UNLV	27-20
10-8-82	H.....UNLV	28-21
9-12-92	H.....UNLV	19-17
9-11-93	A.....UTEP	41-24
9-8-18	H.....UNLV	52-24

UTSA (0-1)		
10-2-21	A.....UTSA	24-17

VANDERBILT (1-0)		
10-12-19	A.....UNLV	34-10

WASHINGTON STATE (0-6)		
9-9-78	A.....WSU	34-7
9-24-83	A.....WSU	41-28
9-6-86	A.....WSU	34-14
9-28-91	H.....WSU	40-13
9-10-11	A.....WSU	59-7
9-14-12	H.....WSU	35-27

WEBER STATE (5-2)		
10-23-71	H.....WS	30-17
10-28-72	A.....WS	30-0
9-14-74	A.....UNLV	28-10
11-15-75	H.....UNLV	38-14
9-25-76	A.....UNLV	33-16

10-15-77	H.....UNLV	26-13
9-9-89	H.....UNLV	16-12

WEST TEXAS A&M (0-1)		
9-19-81	H.....WTSU	21-17

WEST VIRGINIA (0-1)		
10-9-10	A.....WVU	49-10

WESTERN ILLINOIS (2-1)		
9-9-72	H.....WIU	35-28
10-8-77	H.....UNLV	59-29
9-21-13	H.....UNLV	38-7

WESTMINSTER (1-0)		
10-5-68	H.....UNLV	27-7

WICHITA STATE (1-0)		
9-22-84	H.....UNLV	38-21

WISCONSIN (2-8)		
9-21-85	A.....UW	26-23
9-20-86	H.....UNLV	17-7
9-14-96	H.....UW	52-17
9-19-98	A.....UW	52-7
8-31-02	H.....UW	27-7

9-13-03	A.....UNLV	23-5
9-11-04	A.....UW	18-3
9-8-07	H.....UW	20-13
9-4-10	H.....UW	41-21
9-1-11	A.....UW	51-17

WISCONSIN-MILWAUKEE (1-0)		
10-20-73	H.....UNLV	35-24

WYOMING (11-14)		
11-11-78	H.....UNLV	12-10
10-27-79	A.....UNLV	28-24
11-8-80	H.....UNLV	33-26
10-3-81	A.....WYO	45-21
9-28-96	H.....WYO	33-21
11-8-97	A.....WYO	35-23
10-17-98	H.....WYO	(OT) 28-25
10-9-99	A.....UNLV	35-32
10-21-00	H.....UNLV	42-23
10-27-01	A.....UNLV	47-26
11-02-02	H.....UNLV	(OT) 49-48
8-31-03	A.....UNLV	35-24
11-6-04	H.....WYO	(3OT) 53-45
10-1-05	A.....WYO	42-17
11-18-06	H.....WYO	34-26
10-27-07	A.....WYO	29-24
11-13-08	H.....UNLV	22-14
9-26-09	A.....WYO	30-27
11-13-10	H.....UNLV	42-16
10-15-11	A.....WYO	41-14
11-17-12	H.....WYO	28-23
11-28-15	A.....WYO	35-28
11-12-16	H.....UNLV	(3OT) 69-66
9-28-19	A.....WYO	53-17
11-27-20	H.....WYO	45-14



UNLV's first network TV appearance came on ABC during the NCAA semifinals in 1974's Grantland Rice Bowl.

AMERICAN ATHLETIC		
(0-8, .000)		
Houston	0-3
SMU	0-2
Tulsa	0-3

ATLANTIC COAST		
(0-2, .000)		
Clemson	0-1
Miami (FL)	0-1

BIG 12		
(4-20, .167)		
Baylor	1-2
Iowa State	1-5
Kansas	1-1
Kansas State	0-2
TCU	1-9
West Virginia	0-1

BIG SKY		
(36-16-1, .689)		
Cal Poly	1-1
Eastern Washington	0-1
Idaho	4-4
Idaho State	6-2
Montana	4-1
Montana State	2-0
North Dakota	1-1-1
Northern Arizona	5-3
Northern Colorado	2-0
Portland State	1-0
Sacramento State	1-0
Southern Utah	4-1
Weber State	5-2

RECORDS vs. CURRENT CONFERENCES		
BIG TEN		
(2-16, .111)		
Michigan	0-1
Minnesota	0-2
Nebraska	0-1
Northwestern	0-3
Ohio State	0-1
Wisconsin	2-8

COLONIAL ATHLETIC ASSOCIATION		
(0-1, .000)		
Delaware	0-1

CONFERENCE USA		
(13-7, .650)		
Louisiana Tech	2-1
Marshall	1-0
North Texas	4-1
Rice	0-2
UTEP	6-2
UTSA	0-1

FBS INDEPENDENTS		
(12-20, .600)		
BYU	3-17
New Mexico State	9-3

MID-EASTERN ATHLETIC		
(0-1, .000)		
Howard	0-1

MISSOURI VALLEY		
(4-2, .667)		
Illinois State	1-0
Northern Iowa	1-0
Missouri State	0-1
Western Illinois	2-1

MID-AMERICAN		
(7-10, .412)		
Akron	0-1
Central Michigan	3-2
Eastern Michigan	1-1
Northern Illinois	0-5
Ohio University	1-0
Toledo	2-1

MOUNTAIN WEST		
(102-163-2, .386)		
Air Force	6-17
Boise State	3-8
Colorado State	6-17-1
Fresno State	7-17
Hawai'i	13-18
UNR	19-28
New Mexico	13-12
San Diego State	10-21
San Jose State	7-18-1
Utah State	7-18
Wyoming	11-14

OHIO VALLEY		
(2-0, 1.000)		
Tennessee State	1-0
Tennessee Tech	1-0


PACIFIC-12		
(6-32, .158)		
Arizona	0-3
Arizona State	1-1
Oregon	0-2
Oregon State	3-2
Southern California	0-2
UCLA	0-2
Utah	2-14
Washington State	0-6

SOUTHEASTERN		
(2-4, .333)		
Arkansas	1-1
Ole Miss	0-1
Tennessee	0-2
Vanderbilt	1-0

SOUTHWESTERN ATHLETIC		
(5-0, 1.000)		
Alcorn State	1-0
Jackson State	2-0
Prairie View A&M	2-0

SUN BELT		
(2-6, .250)		
Arkansas State	1-2
Louisiana-Lafayette	0-4
Louisiana-Monroe	1-0

ALL-TIME RESULTS



BILL IRELAND (1968-72)

A pioneer in Rebel Athletics, Bill Ireland was UNLV's first football coach and helped shape the school's entire athletic department. After posting four winning seasons in his five years on the field, including an 8-1 record in his first campaign, Ireland stepped down to serve as UNLV's Director of Athletics from 1973-1980. He went on to serve as the executive director of the UNLV Hall of Fame and as an executive consultant for the Las Vegas Bowl. Ireland passed away July 31, 2007, at the age of 80.

Seasons	W	L	T	PCT
5	26	23	1	.530

1968 (8-1) — Coach: Bill Ireland Home: 6-1 • Road: 2-0

Sep. 14	ST. MARY'S	W	27-20
Sep. 21	at Azusa Pacific	W	29-8
Sep. 28	at San Francisco	W	23-7
Oct. 5	WESTMINSTER	W	27-7
Oct. 19	SOUTHERN COLORADO (HC)	W	25-21
Oct. 26	CAL TECH	W	69-0
Nov. 2	SOUTHERN UTAH STATE	W	26-17
Nov. 16	UC SAN DIEGO	W	27-6
Nov. 23	CAL LUTHERAN	L	13-17
			266-103

1969 (6-4) — Coach: Bill Ireland Home: 4-2 • Road: 2-2

Sep. 20	CAL LUTHERAN	L	0-26
Sep. 27	LaVERNE	W	39-26
Oct. 4	at Southern Utah State	W	30-12
Oct. 11	SANTA CLARA	L	13-26
Oct. 18	at Azusa Pacific	W	35-13
Oct. 25	at Hawaii	L	19-57
Nov. 1	UC RIVERSIDE (HC)	W	36-6
Nov. 8	IDAHO STATE	W	35-31
Nov. 15	HIRAM SCOTT COLLEGE	W	36-28
Nov. 22	at UNR	L	28-30
			271-255

1970 (6-4) — Coach: Bill Ireland Home: 4-2 • Road: 2-2


Sep. 19	SOUTHERN UTAH STATE	W	28-6
Sep. 26	at Idaho State	L	34-64
Oct. 3	OREGON TECH	W	56-0
Oct. 10	at UC Riverside	L	19-21
Oct. 17	CAL STATE LOS ANGELES	L	20-21
Oct. 22	at Cal State Fullerton	W	20-10
Oct. 31	at Santa Clara	W	35-25
Nov. 7	HAWAII	L	21-28
Nov. 14	MONTANA STATE	W	38-36
Nov. 26	UNR (HC)	W	42-30
			313-241

1971 (5-4-1) — Coach: Bill Ireland Home: 4-2-1 • Road: 1-2

Sep. 18	ADAMS STATE COLLEGE	W	38-0	6,200
Sep. 25	at Utah State	L	7-27	10,640
Oct. 9	SANTA CLARA	W	23-14	6,000
Oct. 16	at Northern Arizona	L	7-20	4,500
Oct. 23	WEBER STATE	L	17-30	10,200
Oct. 30	NEW MEXICO HIGHLANDS (HC)	W		55-31
5,500				
Nov. 6	CAL POLY-SLO	L	3-13	5,000
Nov. 13	NORTH DAKOTA	T	17-17	7,600
Nov. 20	at UNR	W	24-13	5,200
Nov. 27	NATIONAL UNIV. OF MEXICO	W	63-6	5,500
			254-171	66,340

1972 (1-10) — Coach: Bill Ireland Home: 1-6 • Road: 0-4

Sep. 9	WESTERN ILLINOIS	L	28-35	8,800
Sep. 16	at Boise State	L	16-36	14,000
Sep. 23	CAL STATE LOS ANGELES	W	31-0	6,245
Sep. 30	UC RIVERSIDE	L	7-14	6,180
Oct. 7	MISSOURI SOUTHERN	L	0-7	5,124
Oct. 14	at Santa Clara	L	14-28	4,265
Oct. 21	CAL STATE FULLERTON	L	20-30	5,980
Oct. 28	at Weber State	L	0-30	6,723
Nov. 4	at Miami (Fla.)	L	7-51	24,387
Nov. 11	NORTH DAKOTA	L	13-17	3,298
Nov. 18	UNR (HC)	L	13-41	5,186
			149-289	90,188



RON MEYER (1973-75)

The owner of the best career winning percentage among UNLV coaches, Ron Meyer led the Rebels to the 1974 NCAA Division II playoffs after an undefeated regular season. After three straight winning campaigns, Meyer left for SMU then an NFL coaching career that included stops in New England and Indianapolis. Meyer spent a season as head coach of the CFL's Las Vegas Posse in 1994 and led the Chicago XFL franchise in 2001. He passed away at the age 76 in 2017.

Seasons	W	L	T	PCT
3	27	8	0	.771

1973 (8-3) — Coach: Ron Meyer Home: 7-1 • Road: 1-2

Sep. 8	ST. COLLEGE OF ARKANSAS	W	38-6	7,854
Sep. 15	CAL STATE LOS ANGELES	W	42-7	7,023
Sep. 21	MARSHALL	W	31-9	9,186
Sep. 29	UTAH STATE	L	3-7	12,486
Oct. 6	NORTHEAST LOUISIANA	W	26-0	8,623
Oct. 13	BOISE STATE	W	24-19	12,642
Oct. 20	WISCONSIN-MILWAUKEE (HC)	W	35-24	11,738
Oct. 27	at Hawaii	L	29-31	23,011
Nov. 3	at Santa Clara	W	31-15	6,310
Nov. 10	NORTHERN ARIZONA	W	42-14	12,124
Nov. 17	at UNR	L	3-19	7,014
			304-151	118,011

1974 (12-1) — Coach: Ron Meyer Home: 10-0 • Road: 2-0 • Neutral: 0-1

Sep. 14	at Weber State	W	28-10	11,013
Sep. 21	at Northern Arizona	W	31-14	7,800
Sep. 28	MONTANA	W	20-17	11,524
Oct. 5	SANTA CLARA	W	51-19	11,112
Oct. 12	PRAIRIE VIEW A&M	W	63-28	8,915
Oct. 19	BOISE STATE	W	37-35	(SO) 18,631
Oct. 26	HAWAII	W	33-8	15,418
Nov. 2	NEW MEXICO HIGHLANDS	W	52-14	5,587
Nov. 9	SOUTH DAKOTA STATE	W	24-21	9,672
Nov. 16	UNR (HC)	W	28-7	(SO) 17,119
Nov. 23	IDAHO STATE	W	31-7	8,654
Nov. 30	ALCORN STATE+	W	35-22	12,689
Dec. 7	Delaware ^a	L	11-49	10,000
			444-251	#125,445

+NCAA Division II Playoffs
^aGrantland Rice Bowl at Baton Rouge, LA
#Does not include NCAA Playoffs

1975 (7-4) — Coach: Ron Meyer Home: 6-1 • Road: 1-3

Sep. 13	NORTHERN IOWA	W	48-10	13,885
Sep. 20	at Idaho State	L	7-15	10,510
Sep. 27	at Montana	L	20-21	7,800
Oct. 4	JACKSON STATE	W	39-2	15,178
Oct. 11	NEBRASKA-OMAHA	W	35-6	13,924
Oct. 18	at Boise State	L	21-34	20,000
Oct. 25	IDAHO (HC)	L	7-39	12,451
Nov. 1	NORTHERN ARIZONA	W	34-21	9,048
Nov. 8	SOUTH DAKOTA STATE	W	38-23	10,085
Nov. 15	WEBER STATE	W	38-14	9,530
Nov. 22	at UNR	W	45-7	5,800
			332-192	128,211



TONY KNAP (1976-81)

Serving longest as the head man for the Rebels, Tony Knap came to UNLV from Boise State in 1976. In his six seasons, Knap led the Rebels to an NCAA Division II playoff appearance in 1976, a move to the Division I level in 1978 and a stunning road upset of No. 8 Brigham Young in 1981, perhaps the greatest game in school history. Still the winningest coach in UNLV history, Knap retired to his home state of Washington where he passed away in 2011.

Seasons	W	L	T	PCT
6	47	20	2	.696

1976 (9-3) — Coach: Tony Knap Home: 8-0 • Road: 1-3

Sep. 11	MONTANA	W	21-19	13,848
Sep. 18	SOUTH DAKOTA	W	28-26	13,031
Sep. 25	at Weber State	W	33-16	13,602
Oct. 2	IDAHO STATE	W	31-17	13,702
Oct. 9	at Pacific	L	13-38	9,327
Oct. 16	NEBRASKA-OMAHA	W	63-42	13,213
Oct. 23	at Northern Arizona	L	28-31	6,860
Oct. 30	CAL POLY-SLO	W	28-10	11,138
Nov. 6	BOISE STATE	W	31-26	14,066
Nov. 13	MISSOURI SOUTHERN	W	28-3	11,320
Nov. 20	UNR (HC)	W	49-33	14,270
Nov. 27	at Akron+	L	6-27	6,562
			359-288	140,939

+NCAA Division II Playoffs

1977 (9-2) — Coach: Tony Knap Home: 6-0 • Road: 3-2

Sep. 10	at Montana	W	15-13	6,500
Sep. 17	TROY STATE	W	35-28	13,424
Sep. 24	at Boise State	L	14-45	20,575
Oct. 1	NORTHERN ARIZONA	W	20-16	13,497
Oct. 8	WESTERN ILLINOIS	W	59-29	11,798
Oct. 15	WEBER STATE	W	26-13	13,918
Oct. 22	at San Diego State	L	7-31	39,109
Oct. 29	CAL STATE FULLERTON	W	24-21	11,663
Nov. 5	at Idaho	W	35-14	7,400
Nov. 12	NORTH DAKOTA (HC)	W	38-14	(SO) 17,238
Nov. 19	at UNR	W	27-12	10,412
			300-236	165,534

1978 (7-4)* — Coach: Tony Knap Home: 6-1 • Road: 1-2 • Neutral: 0-1

Sep. 9	at Washington State	L	7-34	25,250
Sep. 16	UNR	L	14-23	20,910
Sep. 23	at New Mexico	L	0-24	17,291
Oct. 7	IDAHO	W	53-14	18,944
Oct. 14	HAWAII	W	30-20	17,010
Oct. 21	at Colorado State	W	33-6	21,585
Oct. 28	MONTANA	W	25-16	17,058
Nov. 11	WYOMING	W	12-10	18,374
Nov. 18	UTEP (HC)	W	27-0	15,610
Nov. 25	CAL STATE FULLERTON	W	24-7	14,896
Dec. 2	BYU+	L	24-28	27,500



1979 (9-1-2) — Coach: Tony Knap

Home: 5-0-2 • Road: 4-1

Sep. 8	CAL STATE FULLERTON	W	35-14	20,881
Sep. 15	at UNR	W	26-21	12,751
Sep. 22	at UTEP	L	15-17	27,400
Sep. 29	at Hawaii	W	48-31	44,143
Oct. 6	NORTHERN COLORADO	W	35-31	20,925
Oct. 13	NEW MEXICO (HC)	W	28-20	22,201
Oct. 20	UTAH	W	43-41	24,782
Oct. 27	at Wyoming	W	28-24	13,637
Nov. 3	at Fresno State	W	31-28	8,143
Nov. 9	TENNESSEE STATE	W	36-28	26,431
Nov. 17	COLORADO STATE	T	21-21	24,607
Nov. 23	LAMAR	T	24-24	19,818
				370-300
				265,719

1980 (7-4) — Coach: Tony Knap

Home: 4-2 • Road: 3-2

Sep. 13	FRESNO STATE	W	35-6	19,085
Sep. 20	at Utah	L	29-45	23,645
Sep. 27	at Colorado State	W	56-15	25,972
Oct. 4	CAL STATE FULLERTON	W	36-17	21,974
Oct. 11	at San Diego State	W	28-17	28,212
Oct. 18	UTEP	W	53-14	20,552
Oct. 25	at Oregon	L	9-32	31,651
Nov. 1	at New Mexico	W	72-7	14,250
Nov. 8	WYOMING (HC)	W	33-26	20,277
Nov. 15	HAWAII	L	19-24	27,239
Nov. 29	BYU (No.12/13)	L	14-54	31,406
				384-257
				264,263

1981 (6-6) — Coach: Tony Knap

Home: 3-3 • Road: 3-3

Sep. 5	at San Jose State	W	16-6	17,112
Sep. 12	NEW MEXICO	W	49-42	25,605
Sep. 19	WEST TEXAS STATE	L	17-21	24,560
Sep. 26	LONG BEACH STATE	W	32-31	25,080
Oct. 3	at Wyoming	L	21-45	23,793
Oct. 10	at BYU (No. 8/8)	W	45-41	39,852
Oct. 24	UTAH	L	28-69	27,883
Oct. 31	at Hawaii	L	21-57	46,153
Nov. 7	at Fresno State	L	26-42	16,241
Nov. 14	SAN DIEGO STATE (HC)	L	20-38	23,090
Nov. 21	AIR FORCE	W	24-21	22,574
Nov. 28	at UTEP	W	27-20	3,214
				326-433
				295,157



Future ESPN star Kenny Mayne was a senior quarterback for the Rebels in 1981.



HARVEY HYDE (1982-85)

Leading the Rebels into conference play for the first time was four-year coach Harvey Hyde. Then called the Pacific Coast Athletic Association, the Big West welcomed UNLV in 1982. Hyde also led the Rebels to their first bowl appearance when

UNLV downed Toledo 30-12 in the 1984 California Bowl. Hyde is currently a sports radio personality in both Las Vegas and Southern California.

Seasons	W	L	T	PCT
4	26	19	1	.576

1982 (3-8/1-5 BWC/6th) — Coach: Harvey Hyde

Home: 2-3 • Road: 1-5

Sep. 2	BYU (No. RV/19)	L	0-27	26,769
Sep. 18	at New Mexico	L	21-49	20,197
Sep. 25	at San Diego State	L	23-26	24,207
Oct. 2	at Pacific*	L	27-29	9,500
Oct. 9	UTEP	W	28-21	17,289
Oct. 16	at Utah*	L	14-24	26,182
Oct. 30	SAN JOSE STATE* (HC)	L	14-48	13,487
Nov. 6	at Colorado State	W	36-31	19,108
Nov. 13	at Long Beach State*	L	13-24	4,660
Nov. 20	FRESNO STATE*	L	28-30	15,528
Nov. 27	CAL STATE FULLERTON*	W	42-23	12,923
				246-332
				189,850

*Big West Conference games

1983 (7-4/4-2 BWC/2nd) — Coach: Harvey Hyde

Home: 4-2 • Road: 3-2

Sep. 3	UNR	W	28-18	16,168
Sep. 10	at San Jose State*	L	26-31	15,127
Sep. 17	PACIFIC*	W	28-7	16,146
Sep. 24	at Washington State	L	28-41	16,500
Oct. 1	at Oregon State	W	35-21	26,500
Oct. 15	HAWAII	L	0-23	16,520
Oct. 22	UTAH STATE* (HC)	W	28-10	12,300
Oct. 27	SAN DIEGO STATE	W	28-10	14,275
Nov. 5	at Fresno State*	W	20-7	24,054
Nov. 12	at Cal State Fullerton*	W	13-0	5,000
Nov. 19	LONG BEACH STATE*	L	21-24	17,955
				255-192
				180,545

*Big West Conference games

1984 (#11-2/7-0 BWC/1st) — Coach: Harvey Hyde

Home: 5-1 • Road: 5-1 • Neutral: 1-0

Sep. 8	SAN JOSE STATE*	W	30-15	21,360
Sep. 15	at New Mexico State*	W	28-21	15,587
Sep. 22	WICHITA STATE	W	38-21	17,481
Sep. 29	at Hawaii	L	12-16	41,904
Oct. 6	at Long Beach State*	W	41-23	7,216
Oct. 13	IDAHO STATE	W	33-20	17,755
Oct. 20	at Pacific*	W	35-21	17,500
Nov. 3	at San Diego State	W	30-14	16,883
Nov. 10	CS FULLERTON* (No. RV/20) (HC)	W	26-20	25,678
Nov. 17	at Utah State*	W	36-20	6,279
Nov. 24	FRESNO STATE*	W	27-13	12,155
Dec. 1	SMU (No. 10/10)	L	21-38	23,639
Dec. 15	Toledo+	W	30-13	21,741
				387-255
				245,178

*Big West Conference games

+California Bowl at Fresno, CA

#Victories later forfeited by rule of conference but recognized by NCAA

1985 (5-5-1/4-2-1 BWC/3rd) — Coach: Harvey Hyde

Home: 4-2 • Road: 1-3-1

Sep. 7	TENNESSEE TECH	W	35-7	22,123
Sep. 14	at Fresno State*	L	6-26	33,754
Sep. 21	at Wisconsin	L	23-26	68,123
Sep. 28	LONG BEACH STATE*	L	24-28	21,816
Oct. 5	UTAH STATE*	W	14-7	16,002
Oct. 12	PACIFIC*	W	24-14	19,970
Oct. 19	at Cal State Fullerton*	W	10-6	8,110
Oct. 26	SOUTHWESTERN LA. (HC)	L	13-20	16,269
Oct. 31	NEW MEXICO STATE*	W	17-12	16,263
Nov. 16	at UNR	L	7-48	13,417
Nov. 23	at San Jose State*	T	16-16	16,233
				189-210
				252,080



WAYNE NUNNELY (1986-89)

A UNLV running back in 1971-72 under Coach Bill Ireland, Wayne Nunnely is the only former Rebel player to become a head coach at the school and went on to post a winning season in his first year at the helm. Nunnely built a long career as a highly respected NFL assistant and retired from the Denver Broncos in 2012.

Seasons	W	L	T	PCT
4	19	25	0	.432

1986 (6-5/3-4 BWC/T4th) — Coach: Wayne Nunnely

Home: 4-2 • Road: 2-3

Sep. 6	at Washington State	L	14-34	17,000
Sep. 13	PORTLAND STATE	W	51-14	12,561
Sep. 20	WISCONSIN	W	17-7	(SO) 32,207
Sep. 27	CAL STATE FULLERTON*	W	40-23	20,101
Oct. 11	at Pacific*	L	15-21	11,500
Oct. 18	SAN JOSE STATE* (HC)	L	20-23	17,522
Oct. 25	at Utah State*	L	6-7	11,270
Nov. 1	NORTH TEXAS STATE	W	27-26	12,131
Nov. 6	FRESNO STATE*	L	7-36	8,940
Nov. 15	at New Mexico State*	W	58-42	9,283
Nov. 22	at Long Beach State*	W	31-8	5,197
				286-241
				157,712

*Big West Conference games

1987 (5-6/4-3 BWC/T2nd) — Coach: Wayne Nunnely

Home: 4-2 • Road: 1-4

Sep. 12	at Southwestern Louisiana	L	10-21	16,241
Sep. 19	BAYLOR	L	14-21	27,128
Oct. 3	UNR	W	24-19	25,584
Oct. 10	UTAH STATE*	W	28-27	23,363
Oct. 17	at Cal State Fullerton*	L	14-28	6,019
Oct. 24	at San Jose State*	L	24-48	20,108
Oct. 31	at Fresno State*	L	10-45	31,595
Nov. 7	LONG BEACH STATE* (HC)	W	30-17	16,071
Nov. 14	at New Mexico State*	W	29-6	4,219
Nov. 21	PACIFIC*	W	30-24	14,500
Nov. 28	NORTHERN ILLINOIS	L	31-34	14,650
				244-290
				199,478

*Big West Conference games

1988 (4-7/3-4 BWC/T5th) — Coach: Wayne Nunnely

Home: 2-4 • Road: 2-3

Sep. 3	at Baylor	L	3-27	25,610
Sep. 17	CAL STATE FULLERTON*	L	10-20	18,865
Sep. 24	OHIO UNIVERSITY	W	26-18	16,266
Oct. 1	at Nebraska (No. 9/9)	L	6-48	76,398
Oct. 8	at Pacific*	W	30-16	6,233
Oct. 15	NEW MEXICO STATE* (HC)	W	28-20	18,729
Oct. 29	TULSA	L	7-33	18,425
Nov. 5	at Utah State*	L	10-17	8,606
Nov. 12	FRESNO STATE*	L	14-31	23,408
Nov. 19	SAN JOSE STATE*	L	0-42	3,260
Nov. 26	at Long Beach State*	W	42-41	2,014
				176-313
				217,814

*Big West Conference games

1989 (4-7/3-4 BWC/5th) — Coach: Wayne Nunnely

Home: 4-2 • Road: 0-5

Sep. 2	HOUSTON	L	0-69	22,416
Sep. 9	WEBER STATE	W	16-12	17,718
Sep. 23	NEW MEXICO STATE*	W	26-14	13,164
Sep. 30	at Cal State Fullerton*	L	20-34	3,930
Oct. 7	PACIFIC* (HC)	W	30-7	15,030
Oct. 21	at Northern Illinois	L	24-42	16,352
Oct. 28	at Fresno State*	L	17-31	32,302
Nov. 4	LONG BEACH STATE*	W	43-21	16,562
Nov. 11	at UNR	L	7-45	16,545
Nov. 18	UTAH STATE*	L	22-27	17,710
Nov. 25	at San Jose State*	L	28-38	3,479
				233-340
				175,208

*Big West Conference games

ALL-TIME RESULTS



JIM STRONG (1990-93)

Former Notre Dame offensive coordinator Jim Strong became the sixth head coach in UNLV history in 1990 and led the Rebels for four seasons. Strong's 1992 team, featuring two future NFL linemen, posted the program's first winning season since 1986 with a 6-5 record.

Strong currently is a businessman in the Midwest.

Seasons	W	L	T	PCT
4	17	27	0	.386

1990 (4-7/3-4 BWC/5th) — Coach: Jim Strong

Home: 1-4 • Road: 3-3

Sep. 1	SW MISSOURI STATE	L	24-31	17,659
Sep. 8	at Houston (No. 24/NR)	L	9-37	20,138
Sep. 15	at Oregon State	W	45-20	17,272
Sep. 22	SAN JOSE STATE*	L	13-47	18,934
Sep. 29	at Pacific*	W	37-28	6,376
Oct. 6	CAL STATE FULLERTON*	W	29-10	17,526
Oct. 13	at New Mexico State*	W	24-20	10,267
Oct. 20	UNR (HC)	L	14-26	22,402
Oct. 27	at Utah State*	L	6-31	15,273
Nov. 3	FRESNO STATE*	L	18-45	16,846
Nov. 17	at Long Beach State*	L	20-29	4,649
			239-324	167,342

* Big West Conference games

1991 (4-7/2-5 BWC/T5th) — Coach: Jim Strong

Home: 2-4 • Road: 2-3

Sep. 7	at UNR	L	8-50	24,123
Sep. 14	OREGON STATE	W	23-9	19,141
Sep. 21	at New Mexico	W	23-22	16,679
Sep. 28	WASHINGTON STATE	L	13-40	20,628
Oct. 5	LONG BEACH STATE* (HC)	L	19-34	20,090
Oct. 12	at Cal State Fullerton*	W	25-3	3,012
Oct. 26	at Fresno State*	L	22-48	30,866
Nov. 2	at San Jose State*	L	12-55	16,524
Nov. 9	UTAH STATE*	L	14-27	11,787
Nov. 16	NEW MEXICO STATE*	W	38-28	13,729
Nov. 23	PACIFIC*	L	23-44	13,515
			220-360	190,094

*Big West Conference games

1992 (6-5/3-3 BWC/T4th) — Coach: Jim Strong

Home: 5-1 • Road: 1-4

Sep. 12	UTEP	W	19-17	15,176
Sep. 19	NORTHERN ARIZONA	W	40-7	15,584
Sep. 26	at Oregon	L	6-59	29,508
Oct. 3	at Pacific*	W	21-17	12,452
Oct. 10	at New Mexico State*	L	10-40	20,213
Oct. 17	UNR* (HC)	L	10-14	25,409
Oct. 24	at Hawaii	L	25-55	43,665
Oct. 31	SAN JOSE STATE*	W	35-31	9,372
Nov. 7	at Utah State*	L	8-48	10,280
Nov. 21	MONTANA STATE	W	36-7	9,444
Nov. 28	CAL STATE FULLERTON*	W	33-16	3,507
			243-311	194,610

*Big West Conference games

1993 (3-8/2-4 BWC/T6th) — Coach: Jim Strong

Home: 1-4 • Road: 2-4

Sep. 4	at Clemson (No. 22/21)	L	14-24	65,000
Sep. 11	at Texas-El Paso	L	24-41	39,612
Sep. 18	CENTRAL MICHIGAN	W	33-20	14,056
Sep. 25	at Kansas State	L	20-36	25,817
Oct. 2	at UNR*	L	14-49	26,866
Oct. 9	CAL STATE NORTHRIDGE	L	18-24	10,380
Oct. 23	UTAH STATE* (HC)	L	26-33	12,284
Oct. 30	NEW MEXICO STATE*	L	40-52	8,032
Nov. 6	at Louisiana Tech*	W	28-23	17,200
Nov. 13	at San Jose State*	W	28-14	8,769
Nov. 20	SOUTHWESTERN LA.*	L	14-31	7,721
			259-347	235,737

*Big West Conference games



JEFF HORTON (1994-98)

A former coach of arch-rival UNR, Jeff Horton took over UNLV in 1994 and led the Rebels to a stunning victory over the Wolf Pack, a share of the league title and a Las Vegas Bowl title in his first season. After moving on to coach at Wisconsin,

Horton became an assistant coach with the NFL's Detroit Lions before moving on to the University of Minnesota, where he served as interim head coach for four games in 2010. He is now an assistant coach at San Diego State.

Seasons	W	L	T	PCT
5	13	44	0	.228

1994 (7-5/5-1 BWC/T1st) — Coach: Jeff Horton

Home: 5-2 • Road: 2-3

Sep. 3	EASTERN MICHIGAN	W	17-3	10,756
Sep. 10	at Central Michigan	L	23-35	20,316
Sep. 17	IDAHO	L	38-48	8,820
Sep. 24	at Utah State*	W	23-21	21,302
Oct. 1	at New Mexico State*	W	31-27	22,814
Oct. 8	LOUISIANA TECH* (HC)	W	24-20	10,358
Oct. 15	at Tulsa	L	22-44	16,875
Oct. 29	SAN JOSE STATE*	W	23-10	7,729
Nov. 5	at Southwestern La.*	L	27-28	17,013
Nov. 19	UNR*	W	32-27	20,224
Nov. 26	KANSAS STATE (No. 11/8)	L	3-42	10,331
Dec. 15	CENTRAL MICHIGAN+	W	52-24	17,562
			#263-305	#166,538

*Big West Conference games

+Las Vegas Bowl played at Sam Boyd Stadium

#Totals do not include Las Vegas Bowl

1995 (2-9/1-5 BWC/10th) — Coach: Jeff Horton

Home: 2-3 • Road: 0-6

Sep. 2	at Rice	L	0-38	18,500
Sep. 9	ARKANSAS STATE*	W	28-23	24,192
Sep. 16	at Eastern Michigan	L	6-51	25,009
Sep. 23	at Iowa State	L	30-57	37,619
Sep. 30	HAWAII	L	30-58	15,764
Oct. 7	at Northern Illinois*	L	14-62	22,805
Oct. 14	at San Jose State*	L	14-52	11,423
Oct. 28	at UNR*	L	32-55	33,391
Nov. 4	NORTH TEXAS (HC)	W	34-24	5,389
Nov. 11	UTAH STATE*	L	0-42	5,041
Nov. 18	NEW MEXICO STATE*	L	34-58	4,472
			222-520	203,605

*Big West Conference games

1996 (1-11/1-7 WAC/T7th P.D.) — Coach: Jeff Horton

Home: 1-5 • Road: 0-6

Aug. 31	at Tennessee (No. 2/2)	L	3-62	106,212
Sep. 7	AIR FORCE*	L	17-65	22,945
Sep. 14	WISCONSIN	L	17-52	(SO) 40,091
Sep. 21	at Colorado State*	L	16-35	24,011
Sep. 28	WYOMING*	L	21-33	12,564
Oct. 5	UNR	L	17-54	20,230
Oct. 12	at BYU (No. 19/20)	L	28-63	64,872
Oct. 19	at Hawaii*	L	28-38	29,536
Oct. 26	FRESNO STATE* (HC)	L	23-34	11,319
Nov. 2	at TCU*	L	34-42	27,047
Nov. 16	SAN DIEGO STATE*	W	44-42	11,594
Nov. 23	at San Jose State*	L	28-31	7,358
			276-551	377,779

*Western Athletic Conference games

1997 (3-8/2-6 WAC/7th P.D.) — Coach: Jeff Horton

Home: 3-2 • Road: 0-6

Sep. 6	at UNR	L	14-31	30,118
Sep. 13	at Air Force*	L	24-25	39,027
Sep. 20	HAWAII*	W	25-15	27,117
Sep. 27	ILLINOIS STATE (HC)	W	41-6	20,556
Oct. 4	at Southern California	L	21-35	48,404
Oct. 11	TCU*	W	21-19	18,777
Oct. 18	at San Diego State*	L	17-20 (OT)	24,628
Oct. 25	at Fresno State*	L	28-46	38,002
Nov. 1	COLORADO STATE*	L	19-45	19,654
Nov. 8	at Wyoming*	L	23-35	11,654
Nov. 22	SAN JOSE STATE*	L	48-55 (OT)	15,141
			281-332	293,078

*Western Athletic Conference games

1998 (0-11/0-8 WAC/8th M.D.) — Coach: Jeff Horton

Home: 0-5 • Road: 0-6

Sep. 5	at Northwestern	L	7-41	30,197
Sep. 12	AIR FORCE*	L	10-52	20,279
Sep. 19	at Wisconsin (No. 14/14)	L	7-52	75,044
Sep. 26	at Colorado State*	L	16-38	27,632
Oct. 3	UNR	L	20-31	22,006
Oct. 10	at BYU*	L	14-38	61,774
Oct. 17	WYOMING* (HC)	L	25-28 (OT)	17,089
Oct. 24	at SMU*	L	7-10	16,073
Oct. 31	TULSA*	L	16-20	15,187
Nov. 14	at Rice*	L	16-38	15,168
Nov. 21	TCU*	L	18-41	15,441
			156-389	315,890

*Western Athletic Conference games



JOHN ROBINSON (1999-2004)

A former coach at USC and the NFL's L.A. Rams, John Robinson took over UNLV in 1999. A year later he earned MW Coach of the Year honors with an 8-5 record and Las Vegas Bowl victory. He later became the first Rebel coach to also serve as athletics director at the same time (2002-03). After retiring with the second most wins in school history, he continued his career in broadcasting. In 2009 he became the first Rebel head coach or player voted into the College Football Hall of Fame and in 2011 was a member of the inaugural class of the Las Vegas Bowl Hall of Fame.

Seasons	W	L	T	PCT
6	28	42	0	.400

1999 (3-8/1-6 MW/8th) — Coach: John Robinson

Home: 0-5 • Road: 3-3

Sep. 2	at North Texas	W	26-3	19,011
Sep. 11	at Baylor	W	27-24	32,272
Sep. 18	IOWA STATE	L	0-24	26,167
Sep. 25	UTAH*	L	14-52	23,532
Oct. 2	at UNR	L	12-26	23,490
Oct. 9	at Wyoming*	W	35-32	19,048
Oct. 23	BYU* (No. 19/19) (HC)	L	0-29	30,599
Oct. 30	at New Mexico*	L	6-27	21,854
Nov. 13	at Air Force*	L	16-35	44,187
Nov. 20	SAN DIEGO STATE*	L	7-37	18,165
Nov. 27	COLORADO STATE*	L	17-35	16,498
			160-324	274,823

*Mountain West games

2000 (8-5/4-3 MW/T3rd) — Coach: John Robinson

Home: 6-0 • Road: 2-5

Sep. 9	at Iowa State	L	22-37	35,408
Sep. 16	NORTH TEXAS	W	38-0	16,544
Sep. 23	at BYU*	L	7-10	60,191
Sep. 30	AIR FORCE*	W	34-13	22,321
Oct. 7	UNR	W	38-7	27,578
Oct. 14	at Colorado State*	L	19-20	31,700
Oct. 21	WYOMING* (HC)	W	42-23	19,967
Oct. 28	at Ole Miss	L	40-43 (OT)	40,338
Nov. 4	at Utah*	L	16-38	34,842
Nov. 11	NEW MEXICO*	W	18-14	17,081
Nov. 25	at San Diego State*	W	31-24	17,184
Dec. 2	at Hawaii	W	34-32	34,792
Dec. 21	ARKANSAS+	W	31-14	29,117
			#339-261	#357,946

*Mountain West games

+Las Vegas Bowl played at Sam Boyd Stadium

#Totals do not include Las Vegas Bowl

2001 (4-7/3-4 MW/T5th) — Coach: John Robinson

Home: 1-4 • Road: 3-3

Aug. 30	at Arkansas	L	10-14	52,213
Sep. 7	NORTHWESTERN (No. 16/20)	L	28-37	26,721
Sep. 22	at Arizona	L	21-38	47,031
Sep. 29	BYU* (No. 20/20)	L	31-35	32,601
Oct. 6	at UNR	W	27-12	24,238
Oct. 13	SAN DIEGO STATE* (HC)	W	31-3	22,100
Oct. 20	COLORADO STATE*	L	24-26	20,049
Oct. 27	at Wyoming*	W	47-26	11,299
Nov. 3	UTAH*	L	14-42	21,042
Nov. 10	at New Mexico*	L	17-27	27,107
Nov. 17	at Air Force*	W	34-10	31,074
			284-270	315,475

*Mountain West games

2002 (5-7/3-4 MW/T5th) — Coach: John Robinson

Home: 3-3 • Road: 2-4

Aug. 31	WISCONSIN (No. RV/25)	L	7-27 (SO)	42,075
Sep. 7	KANSAS	W	31-20	25,109
Sep. 14	at Oregon State	L	17-47	36,121
Sep. 21	at Toledo	L	21-38	26,050
Oct. 5	UNR	W	21-17	28,341
Oct. 12	NEW MEXICO* (HC)	L	16-25	21,205
Oct. 19	at BYU*	W	24-3	62,543
Oct. 26	at San Diego State*	L	21-31	21,541
Nov. 2	WYOMING*	W	49-48 (OT)	23,346
Nov. 9	at Utah*	L	17-28	28,528
Nov. 16	AIR FORCE*	L	32-49	25,417
Nov. 30	at Colorado State* (No. 16/13)	W	36-33	28,877
			292-366	369,153

*Mountain West games

2003 (6-6/2-5 MW/T7th) — Coach: John Robinson

Home: 2-4 • Road: 4-2

Aug. 29	TOLEDO	W	28-18	21,791
Sep. 6	at Kansas	L	24-46	33,980
Sep. 13	at Wisconsin (No. 14/15)	W	23-5	78,043
Sep. 19	HAWAII	W	33-22	34,287
Oct. 4	at UNR	W	16-12	31,900
Oct. 11	at Air Force*	L	7-24	43,873
Oct. 18	UTAH* (HC)	L	10-28	26,241
Oct. 25	BYU*	L	20-27 (OT)	30,084
Nov. 1	at New Mexico*	W	37-35	29,179
Nov. 8	SAN DIEGO STATE*	L	0-7	20,896
Nov. 22	COLORADO STATE*	L	23-24	21,530
Nov. 29	at Wyoming*	W	35-24	8,419
			256-272	380,223

*Mountain West games

2004 (2-9/1-6 MW/8th) — Coach John Robinson

Home: 1-4 • Road: 1-5

Sep. 5	at Tennessee (No. 14/14)	L	17-42	108,625
Sep. 11	at Wisconsin (No. 21/22)	L	3-18	82,071
Sep. 18	AIR FORCE*	L	10-27	23,823
Sep. 25	UTAH STATE	L	21-31	19,116
Oct. 2	UNR	W	48-13	27,596
Oct. 8	at BYU*	W	24-20	56,341
Oct. 16	NEW MEXICO* (HC)	L	20-24	19,065
Oct. 23	at Utah* (No. 9/10)	L	28-63	40,341
Nov. 6	WYOMING*	L	45-53 (3OT)	19,752
Nov. 13	at Colorado State*	L	10-45	14,876
Nov. 20	at San Diego State*	L	3-21	25,519
			229-357	437,125

*Mountain West games



MIKE SANFORD (2005-09)

Mike Sanford came to the Rebels from Mountain West rival Utah after he had coordinated the Utes' record-setting offense for two years under Urban Meyer. A former quarterback at USC, Sanford replaced his former college coach, John Robinson, at UNLV on Dec. 6, 2004. He spent five seasons in Las Vegas, which tied for the third longest coaching stint in Rebel football history. After a stint as head coach at FCS school Indiana State, he was on staff at Western Kentucky and currently coaches Las Vegas' Faith Lutheran High School.

Seasons	W	L	T	PCT
5	16	43	0	.271

2005 (2-9/1-7 MW/9th) — Coach Mike Sanford

Home: 2-3 • Road: 0-6

Sep. 5	*at New Mexico	L	22-24	37,533
Sep. 10	IDAHO	W	34-31	21,870
Sep. 17	at Nevada, Reno	L	14-22	23,457
Sep. 24	at Utah State	L	24-31	12,408
Oct. 1	*at Wyoming	L	17-42	18,022
Oct. 8	*SAN DIEGO STATE	W	13-10	18,372
Oct. 15	*at Air Force	L	7-42	30,573
Oct. 22	*UTAH	L	32-42	19,108
Nov. 5	*BYU (HC)	L	14-55	23,677
Nov. 12	*at TCU (No. 18/18)	L	3-51	28,035
Nov. 19	*COLORADO STATE	L	27-31	16,543
			207-381	249,598

*Mountain West games

2006 (2-10/1-7 MW/T8th) — Coach Mike Sanford

Home: 2-4 • Road: 0-6

Sep. 2	IDAHO STATE	W	54-10	19,943
Sep. 9	at Iowa State	L	10-16	45,795
Sep. 16	at Hawaii	L	13-42	32,008
Sep. 30	NEVADA, RENO	L	3-31 (SO)	37,179
Oct. 7	*at Colorado State	L	7-28	32,841
Oct. 14	*NEW MEXICO	L	36-39 (OT)	16,456
Oct. 21	*at BYU	L	7-52	63,341
Oct. 28	*at Utah	L	23-45	42,474
Nov. 4	*TCU (HC)	L	10-25	13,916
Nov. 11	*at San Diego State	L	7-21	21,445
Nov. 18	*WYOMING	L	26-34	14,021
Nov. 24	*AIR FORCE	W	42-39	13,927
			238-382	353,346

*Mountain West games

2007 (2-10/1-7 MW/9th) — Coach Mike Sanford

Home: 1-5 • Road: 1-5

Aug. 30	at Utah State	W	23-16	15,102
Sep. 8	WISCONSIN (No. 5/5)	L	13-20 (SO)	38,250
Sep. 15	HAWAII (No. 24/22)	L	14-49 (SO)	38,125
Sep. 22	UTAH*	W	27-0	23,180
Sep. 29	at UNR	L	20-27	25,278
Oct. 6	at Air Force*	L	14-31	35,583
Oct. 13	BYU*	L	14-24 (SO)	38,026
Oct. 20	COLORADO STATE* (HC)	L	23-48	19,266
Oct. 27	at Wyoming*	L	24-29	16,940
Nov. 10	SAN DIEGO STATE*	L	30-38	18,837
Nov. 17	at TCU*	L	10-34	26,425
Nov. 24	at New Mexico*	L	6-27	22,658
			218-343	317,670

*Mountain West games

2008 (5-7/2-6 MW/T6th) — Coach Mike Sanford

Home: 4-3 • Road: 1-4

Aug. 30	UTAH STATE	W	27-17	18,815
Sep. 6	at Utah* (No. 22/23)	L	21-41	45,587
Sep. 13	at Arizona State (No. 15/13)	W	23-20 (OT)	59,852
Sep. 20	IOWA STATE	W	34-31 (OT)	25,567
Sep. 27	UNR	L	27-49	33,078
Oct. 4	at Colorado State*	L	28-41	19,703
Oct. 18	AIR FORCE* (HC)	L	28-29	21,055
Oct. 25	at BYU* (No. 18/17)	L	35-42	64,081
Nov. 1	TCU* (No. 12/12)	L	14-44	16,121
Nov. 8	NEW MEXICO*	W	27-20	13,154
Nov. 13	WYOMING*	W	22-14	18,154
Nov. 22	at San Diego State*	L	21-42	17,846
			307-391	353,013

*Mountain West games

2009 (5-7/3-5 MW/6th) — Coach Mike Sanford

Home: 4-3 • Road: 1-4

Sep. 5	SACRAMENTO STATE	W	38-3	22,195
Sep. 12	OREGON STATE (No. RV/24)	L	21-23	25,967
Sep. 19	HAWAII	W	34-33	29,717
Sep. 26	at Wyoming*	L	27-30	19,196
Oct. 3	at UNR	L	28-63	24,078
Oct. 10	BYU* (No. 18/20)	L	21-59	25,597
Oct. 17	UTAH* (No. 24/RV) (HC)	L	15-35	26,315
Oct. 24	at New Mexico*	W	34-17	24,021
Oct. 31	at TCU* (No. 8/6)	L	0-41	33,541
Nov. 7	COLORADO STATE*	W	35-16	15,902
Nov. 14	at Air Force*	L	17-45	25,370
Nov. 28	SAN DIEGO STATE*	W	28-24	13,730
			298-389	285,629



BOBBY HAUCK (2010-14)

Bobby Hauck was hired as UNLV's 10th head coach in history on Dec. 23, 2009, after compiling a stunningly successful record at FCS power Montana. Hauck's one winning season in Las Vegas saw the Rebels earn their first bowl bid in 13 years and play on New Year's Day in the Heart of Dallas Bowl staged at the historic Cotton Bowl Stadium. After three years at San Diego State, he is now back serving as head coach at Montana.

Seasons	W	L	T	PCT
5	15	49	0	.234

2010 (2-11/2-6 MW/T6th) — Coach Bobby Hauck

Home: 2-4 • Road: 0-7

Sep. 4	WISCONSIN (No. 12/12)	L	21-41	31,107
Sep. 11	at Utah* (No. 20/20)	L	10-38	45,102
Sep. 18	at Idaho	L	7-30	15,390
Sep. 25	NEW MEXICO*	W	45-10	16,961
Oct. 2	UNR* (No. 25/25)	L	26-44	28,958
Oct. 9	at West Virginia	L	10-49	58,234
Oct. 16	at Colorado State*	L	10-43	30,753
Oct. 30	TCU* (No. 4/4)	L	6-48	16,745
Nov. 6	at BYU*	L	7-55	61,283
Nov. 13	WYOMING* (HC)	W	42-16	16,111
Nov. 18	AIR FORCE*	L	20-35	13,790
Nov. 27	at San Diego State*	L	14-48	22,091
Dec. 4	at Hawaii (No. 25/RV)	L	21-59	37,820
			298-389	285,629

ALL-TIME RESULTS



2011 (2-10/1-6 MW/T6th) — Coach Bobby Hawk

Home: 2-3 • Road: 0-7

Sep. 1	at Wisconsin (No. 11/10)	L	17-51	77,085
Sep. 10	at Washington State	L	7-59	27,018
Sep. 17	HAWAII	W	40-20	21,248
Sep. 24	SOUTHERN UTAH	L	16-41	18,102
Oct. 8	at UNR	L	0-37	25,978
Oct. 15	at Wyoming*	L	14-41	22,985
Oct. 29	COLORADO STATE*	W	38-35	21,289
Nov. 5	BOISE STATE* (No. 5/5) (HC)	L	21-48	26,281
Nov. 12	at New Mexico*	L	14-21	14,937
Nov. 19	at Air Force*	L	17-45	24,401
Nov. 26	SAN DIEGO STATE*	L	14-31	19,075
Dec. 3	at TCU* (No. 18/17)	L	9-56	32,012
			207-485	330,411

*Mountain West games

2012 (2-11/2-6 MW/8th) — Coach Bobby Hawk

Home: 2-5 • Road: 0-6

Aug. 30	MINNESOTA	L	27-30 (3OT)	77,085
Sep. 8	NORTHERN ARIZONA	L	14-17	15,257
Sep. 14	WASHINGTON STATE	L	27-35	17,015
Sep. 22	AIR FORCE*	W	38-35	14,054
Sep. 29	at Utah State	L	13-35	24,226
Oct. 6	at Louisiana Tech	L	31-58	21,850
Oct. 13	UNR*	L	37-42	20,565
Oct. 20	at Boise State* (No. 24/22)	L	7-32	36,012
Oct. 27	at San Diego State*	L	13-24	23,874
Nov. 3	NEW MEXICO* (HC)	W	35-7	12,835
Nov. 10	at Colorado State*	L	11-33	13,867
Nov. 17	WYOMING*	L	23-28	10,717
Nov. 24	at Hawaii*	L	10-48	28,359
			286-424	254,664

*Mountain West games

2013 (7-6/5-3 MW/T3rd-West) — Coach Bobby Hawk

Home: 4-3 • Road: 3-2

Aug. 29	at Minnesota	L	23-51	44,217
Sep. 7	ARIZONA	L	13-58	26,950
Sep. 14	CENTRAL MICHIGAN	W	31-21	10,981
Sep. 21	WESTERN ILLINOIS	W	38-7	13,017
Sep. 28	at New Mexico*	W	56-42	23,639
Oct. 12	HAWAII*	W	39-37	22,755
Oct. 19	at Fresno State* (No. 17/19)	L	14-38	37,604
Oct. 26	at UNR*	W	27-22	32,521
Nov. 2	SAN JOSE STATE* (HC)	L	24-34	15,837
Nov. 9	UTAH STATE*	L	24-28	15,062
Nov. 21	at Air Force*	W	41-21	29,898
Nov. 30	SAN DIEGO STATE*	W	45-19	29,898
Jan. 1	vs. North Texas+	L	14-36	38,380
			389-414	288,731

*Mountain West games

+Heart of Dallas Bowl at Cotton Bowl Stadium

2014 (2-11/1-7 MW/6th-West) — Coach Bobby Hawk

Home: 2-4 • Road: 0-7

Aug. 29	at Arizona	L	13-58	50,103
Sep. 6	NORTHERN COLORADO	W	13-12	17,289
Sep. 13	NORTHERN ILLINOIS	L	34-48	14,305
Sep. 20	at Houston	L	14-47	23,408
Sep. 27	at San Diego State*	L	17-24	28,005
Oct. 4	at San Jose State*	L	10-33	14,427
Oct. 10	FRESNO STATE* (HC)	W	30-27 (OT)	15,398
Oct. 25	at Utah State*	L	20-34	20,153
Nov. 1	NEW MEXICO*	L	28-31	13,419
Nov. 8	AIR FORCE*	L	21-48	13,481
Nov. 15	at BYU	L	23-42	53,622
Nov. 22	Hawaii*	L	35-37	25,604
Nov. 29	UNR*	L	27-49	20,151
			285-500	309,365

*Mountain West games



TONY SANCHEZ (2015-19)

Tony Sanchez did not have to move far when he was hired by UNLV as only the fifth high school coach to move directly to the head job at an FBS-level school. Sanchez built national powerhouse Bishop Gorman across town and was fresh from winning the national championship with the Gaels. He went on to become just the third Rebel head man to finish with at least three wins against UNR, compiling a 3-2 mark vs. the Pack. He is currently an assistant coach at his alma mater, New Mexico State.

Seasons	W	L	T	PCT
5	20	40	0	.333

2015 (3-9/2-6 MW/T4th-West) — Coach Tony Sanchez

Home: 2-4 • Road: 1-5

Sep. 5	at Northern Illinois	L	30-38	15,455
Sep. 12	UCLA (No. 13/13)	L	3-37	31,262
Sep. 19	at Michigan	L	7-28	108,636
Sep. 26	IDAHO STATE	W	80-8	16,717
Oct. 3	at UNR*	W	23-17	29,551
Oct. 10	SAN JOSE STATE*	L	27-33 (OT)	19,190
Oct. 16	at Fresno State*	L	28-31	25,604
Oct. 31	BOISE STATE*	L	27-55	14,315
Nov. 7	HAWAII* (HC)	W	41-21	20,006
Nov. 14	at Colorado State*	L	35-49	15,641
Nov. 21	SAN DIEGO STATE*	L	14-52	14,738
Nov. 28	at Wyoming*	L	28-35	11,149
			343-404	322,311

*Mountain West games

2016 (4-8/3-5 MW/T3rd-West) — Coach Tony Sanchez

Home: 3-3 • Road: 1-5

Sep. 1	JACKSON STATE	W	63-13	18,575
Sep. 10	at UCLA	L	21-42	63,712
Sep. 17	at Central Michigan	L	21-44	19,922
Sep. 24	IDAHO	L	30-33 (OT)	17,229
Oct. 1	FRESNO STATE* (HC)	W	45-20	17,811
Oct. 8	at San Diego State*	L	7-26	33,296
Oct. 15	at Hawaii*	W	41-38	31,287
Oct. 22	COLORADO STATE*	L	23-42	18,362
Oct. 29	at San Jose State*	L	24-30	15,733
Nov. 12	WYOMING*	W	69-66 (3OT)	14,790
Nov. 18	at Boise State* (No. 22/23)	L	25-42	32,989
Nov. 26	UNR*	L	10-45	23,569
			379-441	307,275

*Mountain West games

2017 (5-7/4-4 MW/3rd-West) — Coach Tony Sanchez

Home: 2-4 • Road: 3-3

Sep. 2	HOWARD	L	40-43	15,667
Sep. 9	at Idaho	W	44-16	10,156
Sep. 23	at Ohio State (No. 9/10)	L	21-54	106,187
Sep. 30	SAN JOSE STATE*	W	41-13	15,009
Oct. 7	SAN DIEGO STATE*	L	10-41	19,770
Oct. 14	at Air Force*	L	30-34	26,679
Oct. 21	UTAH STATE* (HC)	L	28-52	18,157
Oct. 28	at Fresno State*	W	26-16	27,922
Nov. 4	HAWAII*	W	31-23	16,278
Nov. 10	BYU	L	21-31	19,811
Nov. 17	at New Mexico*	W	38-35	14,744
Nov. 25	at UNR*	L	16-23	17,359
			346-381	307,739

*Mountain West games

Opponent rankings (AP/Coaches)

(HC) = Homecoming • (OT) = Overtime • (SO) = Sold Out

2018 (4-8/2-6 MW/5th-West) — Coach Tony Sanchez

Home: 3-3 • Road: 1-5

Sep. 1	at USC (No. 15/15)	L	21-43	58,708
Sep. 8	UTEP	W	52-24	14,122
Sep. 15	PRAIRIE VIEW A&M	W	46-17	14,786
Sep. 22	at Arkansas State	L	20-27	18,537
Oct. 6	NEW MEXICO*	L	14-50	18,949
Oct. 13	at Utah State*	L	28-59	21,212
Oct. 19	AIR FORCE* (HC)	L	35-41	17,881
Oct. 27	at San Jose State*	L	37-50	16,165
Nov. 3	FRESNO STATE* (No. 20/23)	L	3-48	15,276
Nov. 10	at San Diego State*	W	27-24	24,986
Nov. 17	at Hawaii*	L	28-35	25,697
Nov. 24	UNR*	W	34-29	19,921
			345-447	266,240

*Mountain West games

2019 (4-8/2-6 MW/T4th-West) — Coach Tony Sanchez

Home: 2-4 • Road: 2-4

Aug. 31	SOUTHERN UTAH	W	56-23	17,412
Sep. 7	ARKANSAS STATE	L	17-43	18,742
Sep. 14	at Northwestern	L	14-30	37,714
Sep. 28	at Wyoming*	L	17-53	23,029
Oct. 5	BOISE STATE* (No. 16/15)	L	13-38	24,681
Oct. 12	at Vanderbilt	W	34-10	20,048
Oct. 18	at Fresno State*	L	27-56	26,256
Oct. 26	SAN DIEGO STATE*	L	17-20	19,652
Nov. 2	at Colorado State*	L	17-37	24,103
Nov. 16	HAWAII* (HC)	L	7-21	21,317
Nov. 22	SAN JOSE STATE*	W	38-35	17,373
Nov. 30	at UNR*	W	33-30 (OT)	16,683
			290-396	267,019

*Mountain West games



MARCUS ARROYO (2020-SA)

Marcus Arroyo was chosen to lead UNLV fresh from winning a Pac-12 championship and eventual Rose Bowl as the offensive coordinator at the University of Oregon. The former San Jose State quarterback and his staff have already signed the three highest rated recruiting classes on record since coming to town.

Seasons	W	L	T	PCT
2	2	16	0	.111

2020 (0-6/0-6 MW/12th) — Coach Marcus Arroyo

Home: 0-3 • Road: 0-3

Oct. 24	at San Diego State*	L	6-34	N/A
Oct. 31	UNR*	L	19-37	2,000
Nov. 7	FRESNO STATE*	L	27-40	2,000
Nov. 14	at San Jose State*	L	17-34	N/A
Nov. 21	at Colorado State*	Canceled		
Nov. 27	WYOMING*	L	14-45	N/A
Dec. 4	BOISE STATE*	Canceled		N/A
Dec. 12	at Hawaii	L	21-38	N/A
			104-228	4,000

*Mountain West games

2021 (2-10/2-6 MW/6th-West) — Coach Marcus Arroyo

Home: 1-5 • Road: 1-5

Sep. 2	EASTERN WASHINGTON	L	33-35 (2OT)	21,970
Sep. 11	at Arizona State	L	10-37	42,918
Sep. 18	IOWA STATE	L	3-48	35,193
Sep. 24	at Fresno State*	L	30-38	35,093
Oct. 2	at UTSA	L	17-24	20,154
Oct. 16	UTAH STATE*	L	24-28	21,322
Oct. 21	SAN JOSE STATE* (HC)	L	20-27	19,318
Oct. 29	at UNR*	L	20-51	28,960
Nov. 6	at New Mexico*	W	31-17	14,007
Nov. 13	HAWAII*	W	27-13	19,623
Nov. 19	SAN DIEGO STATE*	L	20-28	16,713
Nov. 26	at Air Force*	L	14-48	18,226
			249-394	293,497

*Mountain West games



Still the winningest team in UNLV Division I history at 11-2 overall, the 1984 squad earned the school its first bowl bid and went on to beat Toledo 30-13 in the California Bowl.

The first Big West team to ever win seven league games, Coach **Harvey Hyde**'s Rebels lost only a close game at Hawaii and to 10th-ranked SMU in the regular-season finale, the night **Randall**


Cunningham's No. 12 jersey was retired at halftime.

Not surprisingly, UNLV swept the league's postseason honors with Offensive Player of the Year Cunningham, Defensive Co-Player of the Year **Aaron Moog** and Coach of the Year Hyde.

UNLV took on an 8-2-1 Mid-American Conference Champion Toledo squad in the fourth California Bowl in front of a national ESPN audience and the Rebels won impressively, 30-13.

UNLV broke the game open with 17 third-quarter points led by Cunningham's passing and the running of a freshman from Fresno named **Elbert "Ickey" Woods**. Cunningham's 270 yards through the air helped him earn MVP honors. Just a few months later the lanky QB became a second-round choice of the Philadelphia Eagles in the 1985 NFL Draft. Woods went on to lead the nation in rushing in 1987 with 1,658 yards before "shuffling" off to Cincinnati as a second-round pick in 1988.


The team reunited in 2012 as it was inducted into the UNLV Athletics Hall of Fame.



California Bowl MVP Randall Cunningham threw for two touchdowns and ran for another.

1984 CALIFORNIA BOWL

UNLV 30
TOLEDO 13
DEC. 15, 1984
BULLDOG STADIUM
FRESNO, CALIF.
ATT. 21,741



UNLV	7	6	17	0-30
TOLEDO	3	3	7	0-13

FIRST QUARTER

UNLV—Gladney 19 pass from Cunningham (DiGiovanna kick), 11:29
UT—FG Walker 22, 4:20

SECOND QUARTER

UNLV—Jones 7 pass from Cunningham (kick failed), 9:40
UT—FG Walker 36, 0:03

THIRD QUARTER

UNLV—FG DiGiovanna 44, 8:55
UT—Poure 38 pass from Sager (Walker kick), 9:29
UNLV—Woods 16 run (DiGiovanna kick), 4:14
UNLV—Cunningham 10 run (DiGiovanna kick) 1:10

TEAM STATISTICS	UNLV	TOLEDO
First Downs	18	20
Rushes-Yards	28-127	52-203
Passing Yards	270	137
Passes Comp.-Att.	18-28	12-31
Had Intercepted	1	0
Total Offense	397	340
Return Yards	77	96
Sacks By-Yards	2-21	1-2
Punts-Avg.	3-27.7	5-34.6
Fumbles-Lost	2-2	3-1
Penalties-Yards	8-77	6-40
Time of Possession	22:16	37:44



INDIVIDUAL STATISTICS

RUSHING—(UNLV) Woods 9-53, Jones 9-25, Taylor 1-18, Cunningham 4-19, Lewis 3-7, Emery 1-2. **(UT)** 31-154, Sager 8-8, Stephens 6-25, Harris 3-14, Faulkner 2-2.
PASSING—(UNLV) Cunningham 18-28-1 270. **(UT)** Sager 12-31-0 137.
RECEIVING—(UNLV) Jones 4-33, McDade 3-77, Gladney 3-51, LaFrance 2-23, Brown 2-17, Lewis 2-13, Thomas 1-48, Woods 1-8. **(UT)** Poure 5-78, Morgan 3-13, Hutchinson 1-15, Farmer 1-12, Walsh 1-12, Harris 1-7.
SACKS—(UNLV) Dimry 1-12, Moog 1-9. **(UT)** Moore 1-2.
INTERCEPTIONS—(UT) Brandon 1-0.
TACKLE LEADERS—(UNLV) Davis 11, Blue 10, Pickens 10, Saignes 8, Allen 8, Walsh 7, Moog 6, Cooley 6, London 6, Hollis 6, Grant 5. **(UT)** Moore 8, Williams 7, Brandon 5, McGuire 4, Beemer 4, White.



1994 LAS VEGAS BOWL

UNLV 52
CMU 24
DEC. 15, 1994
SAM BOYD STADIUM
LAS VEGAS, NEV.
ATT. 17,562



UNLV	14	17	14	7-52
Central Michigan	10	0	0	14-24

FIRST QUARTER

UNLV—Bailey 46 pass from J.Brown (Garritano kick), 13:27
 UNLV—Bailey 1 run (Garritano kick), 8:44
 CMU—FG Blasy 20, 3:44
 CMU—McMillian 53 pass from Timpf (Blasy kick), :00

SECOND QUARTER

UNLV—Bailey 49 run (Garritano kick), 6:21
 UNLV—Washington 15 fumble return (Garritano kick), 2:04
 UNLV—FG Garritano 38, :05

THIRD QUARTER

UNLV—Bailey 1 run (Garritano kick), 11:47
 UNLV—Keener 33 pass from J.Brown (Garritano kick), 6:32

FOURTH QUARTER

UNLV—Gatewood 45 pass from Davis (Garritano kick), 12:04
 CMU—McMillian 24 pass from Darnell (Blasy kick), 8:10
 CMU—Tolbert 4 run (Blasy kick), 1:33

TEAM STATISTICS	UNLV	CMU
First Downs	26	22
Rushes-Yards	42-301	51-152
Passing Yards	288	224
Passes Comp.-Att.-Int.	15-27-0	13-25-2
Total Offense	589	376
Return Yards	120	156
Sacks By-Yards	5-40	1-7
Punts-Avg.	2-45	5-41.2
Fumbles-Lost	3-1	5-2
Penalties-Yards	8-89	6-50
Time of Possession	23:26	36:34



INDIVIDUAL STATISTICS

RUSHING—(UNLV) Branch 13-125, Bailey 7-79, Brown 6-32, Love 6-21, Davis 3-13, Perez 7-31. **(CMU)** Johnson 16-47, Timpf 12-6, King 6-51, Korytkowski 1(-)-7, Tolbert 11-79, Darnell 5(-)-24).

PASSING—(UNLV) Brown 11-21-0 195, Davis 4-6-0 93. **(CMU)** Timpf 7-12-2 122, Darnell 6-13-0 102.

RECEIVING—(UNLV) Gatewood 6-104, Bailey 5-101, Brewer 1-7, Keener 1-33, Lewis 1-12, Bell 1-31. **(CMU)** Dunlap 3-40, McMillan 4-100, Korytkowski 3-44, Johnson 1-8, Miller 2-32.

SACKS—(UNLV) Mazion 2-18, Byers 2-13, Washington 1-9.. **(CMU)** Hester 1-7.

INTERCEPTIONS—(UNLV) Robinson 1-12, Johnson 1-5.


TACKLE LEADERS—(UNLV) Davis 11, Posey 9, Clough 7, Carillo 6, Byers 5, Johnson 5. **(CMU)** Bruce 9, Banks 6, Wright 5, Creguer 5, Gildersleeve 4.

Appearing in its first bowl game in a decade, UNLV blasted Mid-American Conference opponent Central Michigan in the second meeting of the year between the two clubs.

Playing it up for a national television audience on ESPN, the Rebels (7-5), who racked up 589 yards in offense (the most by any '94 bowl team) jumped out to a quick 14-0 lead over the Chippewas (9-3). Not even




two minutes had passed in the first quarter when **Henry Bailey**, the Rebels' career receiving leader, exploded for a 46-yard touchdown reception from **Jared Brown**. The strike was the first of four UNLV touchdowns longer than 30 yards on the night. After the Chips pulled to 14-10, the Rebel offensive machine continued to roll and UNLV pulled away for good on a 15-yard fumble return for a TD by defensive end **Keith Washington**.



UNLV eventually cruised to a 52-10 lead before clearing the bench. Las Vegas Bowl III MVP Bailey, soon to be a Pittsburgh Steelers draftee, rushed for 79 yards on seven carries with three TDs, and accumulated 101 yards receiving with one score. Sophomore RB **DeJohn Branch** had a sparkling performance, carrying the ball 13 times for 125 yards, and Brown finished the game 11-for-21 for 195 yards with two TDs and 32 yards rushing. UNLV coach **Jeff Horton** was named the Big West Conference Co-Coach of the Year for turning a 3-8 team in '93 into league and bowl champions in his first season.

The 1994 team was inducted into the UNLV Athletics Hall of Fame in 2010.



Henry Bailey's four touchdowns helped him run away with MVP honors.





Playing before a national ESPN2 audience and a Las Vegas Bowl-record 29,113 fans, UNLV (8-5) won its fourth straight for the first time since 1984 and moved to 3-0 all-time in bowl games with a surprisingly one-sided 31-14 victory over Arkansas (6-6), the Rebels' first over a team from the powerful Southeastern Conference.

UNLV quarterback **Jason Thomas** earned MVP honors by completing 12 of 17 pass attempts for 217 yards and three scores without an interception as well as rushing for 32 yards on 10 carries. Thomas' favorite target was **Nate Turner**, who ended his career with 126 yards on eight catches – all in the first half. **Jeremi Rudolph** gained 92 yards on 14 carries and **Kevin Brown** had 78 on 13 attempts. Arkansas, which was fresh from two consecutive victories over

ranked SEC opponents to become bowl eligible, opened the scoring with the only points of the first quarter. UNLV answered with a Thomas-to-Turner 19-yard pass, which was the first TD given up by the Razorbacks in 11 quarters. Two minutes later the Hogs used **Robby Hampton's** second scoring throw of the game to take a 14-7 lead. UNLV, however, struck again to square things before halftime with a five-yard Turner TD. Things stayed tied until with just over two minutes left in the third, Thomas found **Troy Mason** with a stunning 54-yard TD strike that was the second longest in bowl history. After a **Dillon Pieffer** field goal put UNLV up 24-14,

the Razorbacks elected to go for it on fourth and 10 from the Rebel 37 with more than 12 minutes remaining. The UNLV defense forced an incomplection and the inspired Rebels eventually closed their shocking 24-point scoring run with an 18-yard Brown run. The Rebels out-gained the bigger Hogs, who had defeated seven straight non-conference opponents and were 6-0 vs. MW teams, 476 to 298. UNLV also held its opponent to under 200 yards rushing (115) for the 12th time in 2000. The Rebels, who moved to 2-0 in Las Vegas Bowls, earned their most victories in a season since 1984 and finished the season a perfect 6-0 at Sam Boyd Stadium. Head Coach **John Robinson** improved to 8-1 in bowl games during his career, which made him the winningest bowl coach in NCAA D-I history with a percentage of .889. "This is particularly gratifying because our guys were at their best," Robinson said during the post-game celebration.



MVP Jason Thomas (center) threw for 217 yards and three touchdowns.

2000 LAS VEGAS BOWL

UNLV 31
ARKANSAS 14
DEC. 21, 2000
SAM BOYD STADIUM
LAS VEGAS, NEV.
ATT. 29,113



Arkansas	7	7	0	0-14
UNLV	0	14	7	10-31

FIRST QUARTER

Arkansas—Stinson 7 pass from Hampton, 8:33 (O'Donohoe kick)

SECOND QUARTER

UNLV—Turner 19 pass from J. Thomas, 12:09 (Pieffer kick)

Arkansas—Williams 25 pass from Hampton, 9:54 (O'Donohoe kick)

UNLV—Turner 5 pass from J. Thomas, 3:12 (Pieffer kick)

THIRD QUARTER

UNLV—Mason 54 pass from J. Thomas, 2:21 (Pieffer kick)

FOURTH QUARTER

UNLV—FG Pieffer 26, 13:53

UNLV—Brown 18 run, 5:39 (Pieffer kick)

TEAM STATISTICS

	ARK	UNLV
First Downs	15	19
Rushes-yards	32-115	47-259
Passing yards	183	217
Passes-Comp.-Att.-Int.	40-18-0	17-12-0
Total Offense	298	476
Punt Returns – Yards	0-0	5-51
Kickoff Returns – Yards	5-79	2-33
Interceptions – Yards	0-0	0-0
Fumble Returns – Yards	1-0	0-0
Sacks By – Yards	1-7	2-7
Punts – Avg.	7-46.3	4-40.3
Fumbles – Lost	0-0	6-1
Penalties – Yards	6-76	12-119
Time of Possession	29:35	30:25



INDIVIDUAL STATISTICS

RUSHING—(ARK) Holmes 26-99, Howard 1-12, Hampton 4-3, Stinson 1-1. (UNLV) Rudolph 14-92, Brown 13-78, Wofford 4-44, J. Thomas 10-32, Turner 1-18, Johnson 2-12, Costa 1-4, Gordon 1-1, Team 1-(22).

PASSING—(ARK) Hampton 18-40-0 183. (UNLV) J. Thomas 12-17-0 217.

RECEIVING—(ARK) Williams 7-97, Smith 4-26, Snowden 4-20, Hamilton 2-33, Stinson 1-7. (UNLV) Turner 8-126, Mason 3-89, Wofford 1-2.

SACKS—(ARK) Jones 1-7. (UNLV) Newton 1-5, Miller 1-2, Suggs 1-2.

TACKLE LEADERS—(ARK) Hamlin 9, Jones 8, Caleb 6, Bua 6, Harris 6, Green 5, Quinton 5, Petty 4, Jackson 4, Hall 3, Reed 3. (UNLV) Brisco 8, Burrus 7, Black 6, Claridge 6, Brandon 5, Dalton 4, Palepoi 4, Brickell 4, Thomas 3, Newton 3, Miller 3, Suggs 3.



2014 HEART OF DALLAS BOWL

NORTH TEXAS

36

UNLV

14

JAN. 1, 2014

COTTON BOWL STADIUM

DALLAS, TEXAS

ATT. 38,380



UNLV	7	0	0	7-14
North Texas	7	0	7	22-36

FIRST QUARTER

UNLV—Sullivan 9-yard pass from Herring (Kohorst kick), 7:31

NT—Jimmerson 1-yard rush (Paul kick), 1:47

THIRD QUARTER

NT—Bailey 1 run (Garritano kick), 11:47

FOURTH QUARTER

NT—Chancellor 3-yard rush (Paul kick), 14:56

NT—Chancellor 3-yard rush (Paul kick), 14:56

UNLV—Rice, Jr. 13-yard pass from Herring (Kohorst kick), 4:56

NT—Chancellor 15-yard rush (Paul kick), 2:24

TEAM STATISTICS	UNLV	UNT
First Downs	19	21
Rushes-Yards	27-66	45-141
Passing Yards	196	158
Passes (C-A-I)	22-41-1	21-30-0
Total Offense	262	397
Punt returns-Yards	2-1	2-16
Kick Returns-Yards	4-98	2-44
Interceptions-Yards	0-0	1-11
Sacks By-Yards	1-9	5-35
Punts-Average	6-39.3	6-44.2
Fumbles-Lost	2-1	3-1
Penalties-Yards	2-20	6-60
Possession Time	24:44	35:16
Time of Possession	23:26	36:34



INDIVIDUAL STATISTICS

RUSHING—(UNLV) Herring 15-33, Cornett 12-33. **(NT)** Byrd 20-52, Chancellor 7-47-2, Jimmerson 7-18-1, Harris 2-17, Monroe 2-8, Thompson 6-2, Teegarden 1-(-3).

PASSING—(UNLV) Herring 22-41-1-196-2. **(NT)** Thompson 21-30-0-256-2.

RECEIVING—(UNLV) Davis 10-96, Sullivan 4-36-1, Cornett 2-22, Williams 2-10, Rice Jr. 1-13-1, Smith 1-9, Mataele 1-8, Barnhill 1-2. **(NT)** Chancellor 6-74, Smith 5-75-1, Harris 3-34, Terrell 2-17, Miller 2-16, Smith 1-27, Pleasant 1-8, Jimmerson 1-5.

SACKS—(UNLV) Gaston 1.0-9. **(NT)** Orr 1.5-13, Bellazin 1.5-10, Jones 1.0-10, McCoy 1.0-2.

INTERCEPTIONS—(UNLV) None. **(NT)** Buyers 1-11

TACKLE LEADERS—(UNLV) Vea 11, Gaston 10, Maka 10, Hasson, Tim 7, Vinal 6, Lotulelei 6, Horsey 6. **(NT)** Orr 9, Jones 8, Wright 8, Buyers 7, Trice 7.




It's certainly been a long road for UNLV. This time, traveling more than 1,200 miles to the Heart of Dallas Bowl presented by PlainsCapital Bank and a de facto home game for North Texas proved to be too much for a rising Rebel program, which lost 36-14 on Wednesday afternoon at Cotton Bowl Stadium.

North Texas (9-4), located just 44 miles north of Dallas on Interstate 35E, opened up a game that was tied 7-7 at intermission with physical play on both sides of the ball. The Mean Green scored 22 fourth-quarter points to hand UNLV (7-6) its first bowl loss in four appearances.

UNLV had been up the challenge on the road three times this year, winning as many road contests in 2013 as it had in the previous eight seasons combined. That helped a 2-11 team become one that won seven games, making one of the nation's biggest turnarounds.

Things looked good early on for the Rebels (7-6). Absent from a bowl game for 13 years, UNLV put points on the board on its opening possession.



Pinned deep after a North Texas punt, the Rebels took the ball 95 yards, slicing through the Mean Green defense on just eight plays. Senior quarterback **Caleb Herring** was a perfect 5-for-5 for 59 yards on the drive and found **Marcus Sullivan** in the end zone for the score. After forcing a quick 3-and-out, UNLV's **Keith Whitely** muffed the ensuing punt, giving the Mean Green possession on the Rebels' 42-yard line. It was a momentum changer, as eight plays later **Antoine Jimmerson** scored

on a 1-yard touchdown run to tie the score, 7-7, with 1:47 remaining in the first quarter.

UNLV never got back on track offensively, and didn't score again until **Jerry Rice, Jr.**, hauled in a Herring pass with 4:56 left in the game that cut North Texas' lead to 28-14.

The Rebels averaged better than 30 points per game on the year and hadn't been held under 24 points in any of its past five contests.

For the game, North Texas outgained UNLV 397-262. **Tim Cornett**, the Rebels' all-time leading rusher, was bottled up (33 yards on 12 carries) all afternoon.

UNLV also converted 10 of 17 third-down opportunities, including 9 of 11 chances in the second half. That kept the UNLV defense on the field for more than 35 minutes.

Houston native **Devante Davis**, one of the nation's leading pass catchers, registered 10 catches for 96 yards in his return to the Lone Star State.



Devante Davis' 10 receptions against UNT were the most by a Rebel in a bowl game.

TEAM RECORDS

RUSHING

Most Attempts: 47 vs. Arkansas, 2000 Las Vegas
Fewest Attempts: 27 vs. North Texas, 2014 Heart of Dallas

Most Net Yards: 301 vs. Central Michigan, 1994 Las Vegas
Fewest Net Yards: 66 vs. North Texas, 2014 Heart of Dallas

Highest Average: 7.2 vs. Central Michigan, 1994 Las Vegas

Lowest Average: 2.4 vs. North Texas, 2014 Heart of Dallas

Most Rushing Touchdowns: 3 vs. Central Michigan, 1994 Las Vegas

Fewest Rushing Touchdowns: 0 vs. North Texas, 2014 Heart of Dallas

PASSING

Most Attempts: 41 vs. North Texas, 2013 Heart of Dallas
Fewest Attempts: 17 vs. Arkansas, 2000 Las Vegas

Most Completions: 22 vs. North Texas, 2014 Heart of Dallas
Fewest Completions: 12 vs. Arkansas, 2000 Las Vegas

Most Yards: 288 vs. Central Michigan, 1994 Las Vegas
Fewest Yards: 196 vs. North Texas, 2014 Heart of Dallas

Highest Completion Percentage: .706 vs. Arkansas, 2000 Las Vegas

Lowest Completion Percentage: .536 vs. North Texas, 2013 Heart of Dallas

Most Passing Touchdowns: 3 vs. Arkansas, 2000 Las Vegas
 3 vs. Central Michigan, 1994 Las Vegas

Fewest Passing Touchdowns: 2 vs. Toledo, 1984 California
 2 vs. North Texas, 2014 Heart of Dallas

Most Passes Intercepted: 1 vs. Toledo, 1984 California
 1 vs. North Texas, 2014 Heart of Dallas

Fewest Passes Intercepted: 0 vs. Arkansas, 2000 Las Vegas
 0 vs. Central Michigan, 1994 Las Vegas

TOTAL OFFENSE

Most Plays: 69 vs. Central Michigan, 1994 Las Vegas
Fewest Plays: 56 vs. Toledo, 1984 California

Most Yards: 589 vs. Central Michigan, 1994 Las Vegas
Fewest Yards: 262 vs. North Texas, 2014 Heart of Dallas

Highest Average Per Play: 8.5 vs. Central Michigan, 1994 Las Vegas

Lowest Average Per Play: 3.9 vs. North Texas, 2013 Heart of Dallas

SCORING

Most Points Scored

Quarter: 17 vs. Central Michigan, 1994 Las Vegas (2nd)
 17 vs. Toledo, 1984 California (3rd)

(1st): 14 vs. Central Michigan, 1994 Las Vegas

(2nd): 17 vs. Central Michigan, 1994 Las Vegas

(3rd): 17 vs. Toledo, 1984 California

(4th): 10 vs. Arkansas, 2000 Las Vegas

Half: 31 vs. Central Michigan, 1994 Las Vegas (1st)

(1st): 31 vs. Central Michigan, 1994 Las Vegas

(2nd): 21 vs. Central Michigan, 1994 Las Vegas

Game: 52 vs. Central Michigan, 1994 Las Vegas

Fewest Points Scored

Half: 7 vs. North Texas, 2014 Heart of Dallas (1st & 2nd)

Game: 14 vs. North Texas, 2014 Heart of Dallas

ALL-TIME RECORD: 3-1

1984 California Bowl, Fresno, Calif.: UNLV 30, Toledo 13
 1994 Las Vegas Bowl, Las Vegas: UNLV 52, Central Michigan 24
 2000 Las Vegas Bowl, Las Vegas: UNLV 31, Arkansas 14
 2014 Heart of Dallas Bowl, Dallas, Texas: North Texas 38, UNLV 14

ATTENDANCE: 38,380, vs. North Texas, 2014 Heart of Dallas Bowl

Most Touchdowns: 7 vs. Central Michigan, 1994 Las Vegas
Fewest Touchdowns: 2 vs. North Texas, 2014 Heart of Dallas

Most Field Goals: 1, three times

DEFENSIVE RECORDS

Most Yards Allowed: 397 vs. North Texas, 2013 Heart of Dallas

Fewest Yards Allowed: 298 vs. Arkansas, 2000 Las Vegas

Highest Average Yards Per Play: 5.3 vs. North Texas, 2014 Heart of Dallas

Lowest Average Yards Per Play: 4.0 vs. Toledo, 1984 California

Most Rushing Yards Allowed: 203 vs. Toledo, 1984 California

Fewest Rushing Yards Allowed: 115 vs. Arkansas, 2000 Las Vegas

Highest Average Yards Per Rush: 3.8 vs. Toledo, 1984 California

Lowest Average Yards Per Rush: 3.0 vs. Central Michigan, 1994 Las Vegas


Most Passing Yards Allowed: 256 vs. North Texas, 2014 Heart of Dallas

Fewest Passing Yards Allowed: 137 vs. Toledo, 1984 California

Most Interceptions: 2 vs. Central Michigan, 1994 Las Vegas

2 vs. Arkansas, 2000 Las Vegas
Fewest Interceptions: 0 vs. Toledo, 1984 California
 0 vs. North Texas, 2014 Heart of Dallas

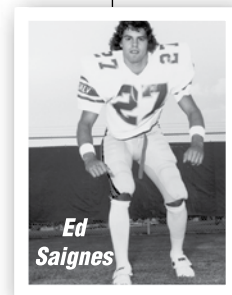
Most Sacks By: 7 vs. Central Michigan, 1994 Las Vegas



DeJohn Branch



Nate Turner



Ed Saignes

INDIVIDUAL RECORDS

RUSHING

Most Attempts: 15, Caleb Herring vs. North Texas, 2014 Heart of Dallas

Most Rushing Yards: 125, DeJohn Branch vs. Central Michigan, 1994 Las Vegas

Highest Average Yards Per Rush (Min. 10 Att.): 9.6, DeJohn Branch vs. Central Michigan, 1994 Las Vegas

Most Rushing Touchdowns: 3, Henry Bailey vs. Central Michigan, 1994 Las Vegas

Longest Rushing Play: 56, DeJohn Branch vs. Central Michigan, 1994 Las Vegas

PASSING

Most Attempts: 41, Caleb Herring vs. North Texas, 2014 Heart of Dallas

Most Completions: 22, Caleb Herring vs. North Texas, 2014 Heart of Dallas

Most Yards: 270, Randall Cunningham vs. Toledo, 1984 California

Highest Completion Percentage: .706, Jason Thomas vs. Arkansas, 2000 Las Vegas

Most Passing Touchdowns: 3, Jason Thomas vs. Arkansas, 2000 Las Vegas

Most Passes Intercepted: 1, Randall Cunningham vs. Toledo, 1984 California

Longest Pass Play: 57, Randall Cunningham to Michael McDade vs. Toledo, 1984 California

RECEIVING

Most Receptions: 10, Devante Davis vs. North Texas, 2014 Heart of Dallas

Most Receiving Yards: 126, Nate Turner vs. Arkansas, 2000 Las Vegas

Highest Average Yards Per Reception (Min. 5 Rec.): 20.2, Henry Bailey vs. Central Michigan, 1994 Las Vegas

Most Receiving Touchdowns: 2, Nate Turner vs. Arkansas, 2000 Las Vegas

TOTAL OFFENSE

Most Plays: 37, Caleb Herring vs. North Texas, 2013 Heart of Dallas

Most Yards: 289, Randall Cunningham vs. Toledo, 1984 California

Highest Average Per Play: 9.2, Jason Thomas vs. Arkansas, 2000 Las Vegas

SCORING

Most Points: 24, Henry Bailey vs. Central Michigan, 1994 Las Vegas

Most Touchdowns: 4, Henry Bailey vs. Central Michigan, 1994 Las Vegas

Most Two-Point Conversions: None

Longest Scoring Rushing Play: 49, Henry Bailey vs. Central Michigan, 1994 Las Vegas

Longest Scoring Pass Play: 54, Jason Thomas to Troy Mason vs. Arkansas, 2000 Las Vegas

KICKING

Most Field Goals: 1, three times

Longest Field Goal: 38, Nick Garritano vs. Central Michigan, 1994 Las Vegas

Most PAT: 7, Nick Garritano vs. Central Michigan, 1994 Las Vegas

Most Points: 10, Nick Garritano vs. Central Michigan, 1994 Las Vegas

PUNTING

Most Punts: 6, Logan Yunker vs. North Texas, 2014 Heart of Dallas

Highest Punting Average: 45.0, Brad Faunce vs. Central Michigan, 1994 Las Vegas

Longest Punt: 56, Logan Yunker vs. North Texas, 2014 Heart of Dallas

RETURNS

Most Punt Returns: 5, Troy Mason vs. Arkansas, 2000 Las Vegas

Most Punt Return Yards: 51, Troy Mason vs. Arkansas, 2000 Las Vegas

Highest Punt Return Average: 11.3, Randy Gatewood vs. Central Michigan, 1994 Las Vegas

Longest Punt Return: 27, Randy Gatewood vs. Central Michigan, 1994 Las Vegas

Most Kickoff Returns: 3, Marcus Sullivan vs. UNT, 2014 Heart of Dallas
 3, Kofi Banks vs. Central Michigan, 1994 Las Vegas

Most Kickoff Return Yards: 77, Marcus Sullivan vs. North Texas, 2013 Heart of Dallas

Highest Kickoff Return Average: 22.0, Ickey Woods vs. Toledo, 1984 California

Longest Kickoff Return: 39, Ickey Woods vs. Toledo, 1984 California

DEFENSIVE RECORDS

Tackles: 11, Peni Vea vs. North Texas, 2014 Heart of Dallas

11, Jason Davis vs. Central Michigan, 1994 Las Vegas

11, Willie Davis vs. Toledo, 1984 California

Fumbles Forced: 1, Tajh Hasson vs. North Texas, 2014 Heart of Dallas

1, Tau Lotulelei vs. North Texas, 2014 Heart of Dallas

1, Mark Byers vs. Central Michigan, 1994 Las Vegas

Fumbles Recovered: 2, Keith Washington vs. Central Michigan, 1994 Las Vegas

Longest Fumble Return: 15, Keith Washington vs. Central Michigan, 1994 Las Vegas

Interceptions: 1, Marvin Robinson vs. Central Michigan, 1994 Las Vegas


1, Rossie Johnson vs. Central Michigan, 1994 Las Vegas

Interception Yards: 12, Rossie Johnson vs. Central Michigan, 1994 Las Vegas

Longest Interception Return: 12, Rossie Johnson vs. Central Michigan, 1994 Las Vegas

Pass Breakups: 3, Kevin Thomas vs. Arkansas, 2000 Las Vegas

3, Ed Saignes vs. Toledo, 1984 California



OPPONENT RECORDS



TEAM

RUSHING

Most Rushing Attempts
Game: 78, Air Force (2014);
Air Force (2017)
Season: 677 (2014)

Fewest Attempts Rushing
Game: 14, Houston (1990)
Season: 430 (1991)

Most Net Yards
Game: 586, Iowa State (1995)
Season: 3820 (2014)

Fewest Net Yards
Game: 8, Long Beach State (1986)
Season: 1447 (1973)

Most Touchdowns
Game: 8, Northern Illinois (1995)
Season: 48 (1995)

PASSING

Most Attempts
Game: 68, BYU (2004)
Season: 446 (1984)

Fewest Attempts
Game: 0, New Mexico (2017)
Season: 188 (1971)

Most Completions
Game: 41, UNR (1995)
Season: 238 (2015)

Fewest Completions
Game: 0, New Mexico (2017)
Season: 72 (1971)

Highest Completion Pct.
Season: .669 (2006)

Most Passing Yards
Game: 558, UNR (1993)
Season: 3288 (1996)

Fewest Passing Yards
Game: 0, New Mexico (2017)
Season: 1168 (1971)

Most Touchdown Passes
Game: 7, UNR (1995)
Season: 30 (1996)

TOTAL OFFENSE

Most Total Offensive Plays
Game: 102, San Jose State (1992)
Season: 990 (2013)

Most Total Offensive Yards
Game: 794, UNR (1993)
Season: 6675 (2014)

Fewest Total Offensive Yards
Game: 114, Arkansas (2001)
Season: 2733 (1973)

FIRST DOWNS

Most First Downs
Game: 38, UNR (1995)
Season: 325 (1996)

Most First Downs Rushing
Game: 25, Air Force (1999);
Air Force (2017)
Season: 157 (2014)

Most First Downs Passing
Game: 31, UNR (1995)
Season: 149 (1996)

Fewest First Downs
Game: 5, Arkansas (2001)
Season: 156 (1971)

SCORING

Most Points Scored
Game: 69, Houston (1989)
Season: 551 (1996)

Fewest Points Scored
Game: 0, Utah (2007)
0, North Texas (2000)
0, CS Fullerton (1983)
0, UTEP (1978)
0, La.-Monroe (1973)
0, CS Los Angeles (1972)
0, Adams State College (1971)
0, Oregon Tech (1970)
0, Cal Tech (1968)
Season: 151 (1973)



Most Touchdowns

Game: 9, Nevada, Reno (2009)
9, BYU (1996)
9, Air Force (1996)
9, Tennessee (1996)
9, Houston (1989)
Season: 71 (1996)

TURNOVERS

Most Fumbles

Game: 10, Oregon State (1990)
Season: 49 (1979)
49 (1975)

Most Fumbles Lost

Game: 6, Oregon State (1990)
Season: 27 (1979)

Most Interceptions Thrown

Game: 5, Pacific (1992)
5, Idaho State (1984)
5, Utah State (1983)
5, San Jose State (1981)
Season: 23 (1987)
23 (1974)

INDIVIDUAL

RUSHING

Most Rushing Attempts

44 Chris Lemon, Nevada, Reno (1998)
44 Jason Cooper, Louisiana Tech (1993)
43 Nathan DuPree, San Jose State (1992)

Most Rushing Yards

302 Troy Davis, Iowa State (1995)
286 Nathan DuPree, San Jose State (1992)
278 Robert Trice, CS Northridge (1993)
275 George Jones, San Diego State (1996)
274 Brian Pruitt, Central Michigan (1994)

Most Rushing Touchdowns

5 Arion Worthman, Air Force (2017)
5 Mike Ball, UNR (2009)
5 Troy Davis, Iowa State (1995)

PASSING

Most Passing Attempts

67 John Beck, BYU (2004)
61 Timmy Chang, Hawaii (2003)
60 Casey Bramlet, Wyoming (2001)
58 Terry Nugent, Colorado State (1982)
57 Gym Kimball, Utah State (1984)

Most Passing Completions

41 Mike Maxwell, UNR (1995)
37 Timmy Chang, Hawaii (2003)
35 Ryan Lindley, San Diego State (2008)
35 Brett Rypien, Boise State (2015)

Most Passing Yards

552 Mike Maxwell, UNR (1995)
546 Cody Ledbetter, New Mexico State (1995)
538 Chris Vargas, UNR (1993)
477 Greg Alexander, Hawaii (2009)
469 Brett Rypien, Boise State (2015)

Most Passing Touchdowns

7 Mike Maxwell, UNR (1995)
7 Chris Vargas, UNR (1993)
5 (7 times), last time: Jordan Love,
Utah State (2018)

Most Interceptions Thrown

5 Dave Henigan, Pacific (1992)
5 Vern Harris, Idaho State (1984)

RECEIVING

Most Receptions

18 Alex Van Dyke, UNR (1995)
17 Ron Jenkins, Fresno State (1987)
15 Ryan McGuffey, Wyoming (2001)
13 Kealoha Pilares, Hawaii (2009)

Most Receiving Yards

237 Scottie Vines, Wyoming (2002)
230 Alex Van Dyke, UNR (1995)
221 Davante Adams, Fresno State (2013)
213 Kenny Golladay, Northern Illinois (2015)
212 Mike Senior, UNR (1993)
211 Rashaun Greer, Colorado State (2008)

Most Receiving Touchdowns

4 Davante Adams, Fresno State (2013)
4 Lucious Davis, New Mexico State (1993)

TOTAL OFFENSE

559 Cody Ledbetter, New Mexico State (1995)
543 Mike Maxwell, UNR (1995)
537 Chris Vargas, UNR (1993)

SCORING

Most Touchdowns

5 Jordan Love, Utah State (2018)
5 Arion Worthman, Air Force (2017)
5 Mike Ball, UNR (2009)
5 Troy Davis, Iowa State (1995)

Most Field Goals

5 Chase Crawford, USC (2018)
5 Owen Pochman, BYU (1999)

LONGEST PLAYS

Pass

92 QB Anu Solomon to WR Austin Hill,
Arizona (2014)

Rush

93 Solomon White, Tulsa (1994)

Field Goal

62 Jason Hanson, Washington State (1991)

Kickoff Return

100 Jason Jarday, Tulsa (1994)
100 Reggie Wilson, Utah (1981)

Punt Return

90 Darnell Clash, Wyoming (1981)

Interception Return

99 Zac Bryson, Colorado State (2007)
99 Paul David, Hawaii (1969)

Fumble Return

100 Scoring: Dan Dawson, Rice (1998)
63 Non-Scoring: Tim Sensley, La.-Lafayette (1994)

POLL POSITIONS

UNLV has played 52 opponents ranked in at least one of the two major polls at the time of the game and hold a 5-47 record..

AP/COACH	OPPONENT	RESULT	DATE
2/2	at Tennessee	L, 62-3	8-31-96
4/4	TCU	L, 48-6	10-30-10
5/5	BOISE STATE	L, 48-21	11-5-11
5/5	WISCONSIN	L, 20-13	9-8-07
8/6	at TCU	L, 41-0	10-31-09
8/8	at BYU	W, 45-41	10-10-81
9/9	at Nebraska	L, 48-6	10-1-88
9/10	at Utah	L, 63-28	10-23-04
10/10	at Ohio State	L, 54-21	9-23-17
10/10	SMU	L, 38-21	12-1-84
11/8	KANSAS STATE	L, 42-3	11-26-94
11/10	at Wisconsin	L, 51-17	9-1-11
12/12	WISCONSIN	L, 41-21	9-4-10
12/12	TCU	L, 44-14	11-1-08
12/13	BYU	L, 54-14	11-29-80
13/13	UCLA	L, 37-3	9-13-15
14/14	IOWA STATE	L, 48-3	9-18-21
14/14	at Wisconsin	L, 52-7	9-19-98
14/14	at Tennessee	L, 42-17	9-5-04
14/15	at Wisconsin	W, 23-5	9-13-03
15/15	at USC	L, 21-43	9-1-18
15/13	at Arizona State	W, 23-20 (OT)	9-6-08
16/15	BOISE STATE	L, 38-13	10-5-19
16/13	at Colorado State	W, 36-33	11-30-02
16/20	NORTHWESTERN	L, 37-28	9-7-01
18/17	at TCU	L, 56-9	12-3-11
18/17	at BYU	L, 42-35	10-25-08
18/18	at TCU	L, 51-3	11-12-05
18/20	BYU	L, 59-21	10-10-09
19/17	at Fresno State	L, 38-14	10-19-13
19/19	BYU	L, 29-0	10-23-99
19/20	at BYU	L, 63-28	10-12-96
19/21	SAN DIEGO STATE	L, 41-10	10-7-17
20/20	at Utah	L, 38-10	9-11-10
20/20	BYU	L, 35-31	9-29-01
20/23	FRESNO STATE	L, 3-48	11-3-18
21/22	at Wisconsin	L, 18-3	9-11-04
22/21	at Clemson	L, 24-14	9-4-93
22/23	at Utah	L, 42-21	9-6-08
22/25	at Fresno State	L, 38-30	9-24-21
23/23	SAN DIEGO STATE	L, 28-20	11-19-21
23/25	at Arizona State	L, 37-10	9-11-21
24/22	at Boise State	L, 32-7	10-27-12
24/22	HAWAII	L, 49-14	9-15-07
24/NR	UTAH	L, 35-15	10-17-09
24/NR	at Houston	L, 37-9	9-8-90
25/25	NEVADA, RENO	L, 44-26	10-2-10
25/NR	at Hawaii	L, 59-21	12-4-10
NR/19	BYU	L, 27-0	9-2-82
NR/20	CS FULLERTON	W, 26-20	11-10-84
NR/24	OREGON STATE	L, 23-21	9-12-09
NR/25	WISCONSIN	L, 27-7	8-31-02

UNLV ACADEMIC ALL-CONFERENCE

2021-MW (35)

Austin Ajiake
Kaleo Ballungay
Kyle Beaudry
LeShaun Bell
Clayton Bradley
Dominic Brown
Tre Caine
Jalen Dixon
Eliel Ehimare
Naki Fahina
Cameron Friel
Dondi Fuller
Daniel Godfrey
Rex Goossen
Zyell Griffin
Daniel Gutierrez
Phillip Hill
Jeremiah Houston
Bryce Jackson
Ricky Johnson
Aaron Lewis
Systems
Chad Magyar
Daviyon McDaniel
Marcus Phillips
Tyson Player
Justin Rogers
Brennon Scott
Evan Silva
Vic Viramontes
Davone Walden
Kylan Wilborn
Charles Williams
Kyle Williams
Jacoby Windmon
Shelton Zeon

2020-MW (70)*

Austin Ajiake, LB
Kaleo Ballungay, TE
Kyle Beaudry, LB
LeShaun Bell, LB
Clayton Bradley, OL
Matt Brayton, OL
Spencer Briggs, RB
Dominic Brown, DB
Doug Brumfield, QB
Robert Butler, DB
Charlton Butt, P
Tre Caine, DB
Daniel Caloca, DL
Jeremy Clark, WR
Tyleek Collins, WR
Nathan De Jager, LS
Jalen Dixon, DL
Dylan Downing, RB
Ose Egbase, LB
Eliel Ehimare, DL
Austin Fiaseu, DB
Dondi Fuller, LB
Julio Garcia, OL
Jacob Gasser, WR
Colin Giffen, LB
Max Gilliam, QB
Daniel Godfrey, DB
Rex Goossen, LS
Marckell Grayson, QB
Zyell Griffin, WR, FR
Daniel Gutierrez, PK
Walker Hardan, LS
Jameson Helu, DL
Farrell Hester, LB
Phillip Hill, DB
Dewynn Holly, DB
Jeremiah Houston, DB
Bryce Jackson, DB
Alven Johnson, DL
Ricky Johnson, DB
Jeminai Leuta-Ulu, OL
Aaron Lewis, DB,
Alex Lines, TE
Tavis Malakius, DL
Jackson McCullough, OL

Adam Meyer, TE
Marcus Miller, OL
Tim Mosley, DL
Waisale Muavesi, DL
Nate Neal, DL
Kue Oloata, LB
Justice Oluwaseun, OL
Valen Penn, LS
Marcus Phillips, WR
Tyson Player, DB
Seth Robinson, DL
Simon Robinson, DB
Brennon Scott, LB, FR
Tiger Shanks, OL
Evan Silva, PK
Kalvin Souders, WR
Josh Tihada, RB
Tavai Tuitasi, DL
Vic Viramontes, LB
Davone Walden, DB
Malik Wesley, WR
Charles Williams, RB
Kyle Williams, WR
Nohl Williams, PK
Tyler Yoder, TE

*Covid-19 altered criteria

2019-MW (19)

Austin Ajiake, LB
J.D. Alexander, LB
Kyle Beaudry, LB
Matt Brayton, OL
Tyleek Collins, WR
Jacob Gasser, WR
Daniel Gutierrez, PK
Hayes Hicken, P
Bryce Jackson, DB
Rayshad Jackson, LB
Aaron Lewis, DB
Gabe McCoy, LB/DE
Ashton Morgan, OL
Jamaal Neal, FB
Nate Neal, DE
Justice Oluwaseun, OL
Vic Viramontes, LB
Javin White, LB
Charles Williams, RB

2018-MW (28)

Austin Ajiake, LB
J.D. Alexander, LB
Dalton Baker, DB
Noah Bean, TE
Tyleek Collins, WR
Greg Francis, DB
Brandon Gahagan, WR
Max Gilliam, QB
Nathan Guzman, LS
Farrell Hester, LB
Hayes Hicken, P/PK
Bryce Jackson, DB
Tyree Jackson, RB
Niko Kresovich, LS
Chad Magyar, RB/LB
Gabe McCoy, LB
Jamaal Neal, TE
Nate Neal, DL
Justice Oluwaseun, OL
Evan Owens, RB
Darren Palmer, WR
Evan Pantels, PK
Myles Plummer, DB
Jacob Rominger, LB
Cody Scherff, TE
Javin White, LB
Charles Williams, RB
Darren Woods, WR

2017-MW (26)

Aaron Borg, LB
Devonte Boyd, WR
Christian Clapp, WR
Riley Erickson, P
Greg Francis, DB
Brandon Gahagan, WR

Julio Garcia, OL
Daniel Gutierrez, PK
Farrell Hester II, LB
Tariq Hollandsworth, RB
Mike Hughes Jr., DL
Joseph Lang, LS
Nate Neal, DB
Jameer Outsey, DL
Evan Owens, RB
Kurt Palandech, QB
Darren Palmer, WR/DB
Evan Pantels, P/PK
Ty Jason Roberts, DB
J'Ondray Sanders, OL
Kyle Saxelid, OL
Cody Scherff, TE
Chauncey Scissum, DB
Drew Teichman, WR
Charles Williams, WR
Darren Woods, WR

2016-MW (11)

Aaron Borg, LB
Nicolai Bomand, PK
Christian Clapp, WR
Julio Garcia, OL
Will Kreidler, OL
Joe Lang, LS
Kurt Palandech, QB
Marc Philippi, FB
Andrew Price, TE
Kyle Saxelid, OL
Darren Woods, WR

2015-MW (9)

Nicolai Bomand, PK
Blake Decker, QB
Mike Hughes Jr., DL
Will Kreidler, OL
Kurt Palandech, QB
Andrew Price, TE
J'Ondray Sanders, OL
Kyle Saxelid, OL
Anthony Williams, WR

2014-MW (15)

Taylor Barnhill, TE
Brett Boyko, OL
Andrew Casey, TE
Blake Decker, QB
Trent Langham, LB
Maika Mataele, WR
Andrew Oberg, OL
Marc Philippi, LB
Andrew Price, TE
Trent Riley, WR
Kyle Saxelid, OL
Jordan Sparkman, DL
Siuea Vaesau, DL
Robert Waterman, OL
Anthony Williams, WR

2013-MW (18)

Taylor Barnhill, TE
Tyler Bergsten, TE
Brett Boyko, OL
Aaron Criswell, WR
Max Ehler, DL
Tyler Gaston, LB
Tim Hasson, LB
Maika Mataele, WR
Andrew Oberg, OL
Marc Philippi, LB
Andrew Price, TE
Jerry Rice Jr., WR
Brian Roth, OL
Jordan Sparkman, DL
Siuea Vaesau, DL
Matt Vinal, DB
Robert Waterman, OL
Anthony Williams, WR

2012-MW (18)

Trent Allmang-Wilder, DL
Taylor Barnhill, TE
Tyler Bergsten, TE
Brett Boyko, OL
Kenneth Brown, DB
Perry Cooper, LB
Max Ehler, LB
Tyler Gaston, DL
Tim Hasson, LB
Max Johnson, TE
Maika Mataele, WR
Andrew Oberg, OL
Aaron Reed, TE
Brian Roth, OL
Nick Sherry, QB
Jordan Sparkman, DL
Robert Waterman, OL
Anthony Williams, WR

2011-MW (13)

Trent Allmang-Wilder, DL
Taylor Barnhill, QB
Brett Boyko, OL
Kenneth Brown, DB
Perry Cooper, LB
Devante Davis, WR
Tyler Gaston, DL
Daniel Harper, DB
Tim Hasson, LB
Chase Lansford, P
Sean Reilly, QB
Anthony Vidal, TE
Robert Waterman, OL

2010-MW (12)

David Blair, LB
Ian Bobak, DL
Tyler Gaston, DL
Tim Hasson, LB
Tate Knutson, WR
Brendon Lamers, P
Matt Murphy, OL
Kjelby Oiland, DL
Beau Orth, LB
Aaron Reed, WR
Travis Trickey, LB
Anthony Vidal, TE

2009-MW (17)

Rodelin Anthony, WR
Mark Barefield, WR
David Blair, LB
Omar Clayton, QB
Mike Donato, OL
John Gianninoto, OL
Kamu Kapanui, LS
Tate Knutson, WR
Andrew Mack, DL
Marquel Martin, DB
Matt Murphy, OL
Beau Orth, LB
Ryan Tillman, DB
Travis Trickey, LB
Shane Watterson, OL
Ryan Wolfe, WR
Doug Zismann, OL

2008-MW (20)

Rodelin Anthony, WR
Omar Clayton, QB
C.J. Cox, RB
Mike Donato, OL
Casey Flair, WR
Jacob Hales, DL
Ben Jaekle, PK
Mario Jeberaeel, OL
Kamu Kapanui, LS
Terrance Lee, DB
Evan Marchal, OL
Matt Murphy, OL
Beau Orth, LB
Phillip Payne, WR
Deante Purvis, DB
Martin Tevaseu, DL

Ryan Tillman, DB
Ryan Wolfe, WR
Rusty Worthen, LB
Ryan Worthen, RB

2007-MW (16)

Rodelin Anthony, WR
Omar Clayton, QB
Casey Flair, WR
John Gianninoto, OL
Jacob Hales, DL
Shane Horton, DB
Mario Jeberaeel, OL
Tate Knutson, WR
Evan Marchal, OL
Marquel Martin, DB
Mike McKiski, OL
Sifa Moala, OL
Matt Murphy, OL
Richie Plunkett, OL
Ryan Wolfe, WR
Ryan Worthen

2006-MW (14)

Rodelin Anthony, WR
KC Asiodu, LB
Chris Butler, TE
Tony Cade, DB
Casey Flair, WR
Jacob Hales, DL
Mario Jeberaeel, OL
Maquel Martin, DB
Mike McKiski, OL
Aaron Mueller, C
Aaron Straiten, WR
Ryan Tillman, DB
Ryan Wolfe, WR
Ryan Worthen, FB

2005-MW (7)

Casey Flair, WR
Jacob Hales, DE
Ryan Heise, DL
Jarrod Jackson, QB
Kamu Kapanui, FB
Mike McKiski, OL
Ryan Worthen, FB

2004-MW (8)

Reggie Butler, LB
Tyler Crandal, OL
Michael Freund, TE
Tim Goins, OL
Mike McKiski, OL
Kurt Nantkes, QB
Hubi Schulze Zumkley, PK
Ryan Welter, LB

2003-MW (10)

Reggie Butler, LB
Ryan Claridge, LB
Tyler Crandal, OL
Larry Croom, RB
Chris Eagen, DE
Michael Freund, TE
Kurt Nantkes, QB
David Olsen, DB
Derek Olsen, DB
Dillon Pfeffer, PK

2002-MW (9)

Bill Cofer, LB
Larry Croom, RB
Michael Freund, TE
Joe Haro, RB
Kurt Nantkes, QB
David Olsen, DB
Derek Olsen, LB
Toby Smeltzer, WR
Chameion Sutton, DB

2001-MW (7)

Joe Haro, RB
Kurt Nantkes, QB
Derek Olsen, DB
Dillon Pfeffer, PK
Hubi Schulze Zumkley, PK
Toby Smeltzer, WR
Trevan Sorensen, DE

2000-MW (9)

Bill Cofer, LB
John Greer, OL
Ryan Hanson, QB
Joe Haro, DB
Joel Menendez, OL
Marquel Martin, DB
Nate Rydaldh, WR
Toby Smeltzer, DB
Trevan Sorensen, TE

1999-MW (11)

Bill Cofer, LB
B.J. Edwards, FB
Kris Fisher, TE
John Greer, OL
Joe Haro, RB
Blake Livingood, OL
Tim O'Reilly, PK
Jason Palmucci, LB
Danny Pacheco, OL
Nate Rydaldh, WR
Toby Smeltzer, DB

1998-WAC (5)

Kawika Batoon, DB
Brandon Ellena, OL
John Greer, OL
Blake Livingood, OL
Tim O'Reilly, PK

1997-WAC (8)

Kawika Batoon, DB
Rob Bone, QB
Brandon Ellena, OL
John Greer, OL
Tim O'Reilly, PK
Mac Smith, OL
Chad Reed, QB
Mike Reily, OL

1996-WAC (3)

Rob Bone, QB
Mike Reily, OL
Mac Smith, OL

1995-BIG WEST (3)

Rob Bone, QB
Mike Reily, TE
David White, TE

1994-BIG WEST (4)

Brad Faunce, P
Darin Lovat, OL
Howard McGowan, OL
David White, TE

1993-BIG WEST (4)

Brad Faunce, P
Howard McGowan, OL
Jonathan Perez, RB
David White, QB

ALL-TIME LETTERMEN



A



ANTHONY

AAITUI, Isaako (DL)	99	2007-08-09-10
ABDUL MALIK, Saeed (DL)	97	1999
ACKERLEY, John (HB)		1968-69
ACOSTA, Sid (OL)	70	2018-19
AFALAVA, Soli (DB)	15	2016-17-18-19
AGUAYO, Sergio (PK)	18/10	2004-05-06-07
AGUIERO, Mario (QB)	11	1969
AJIAKE, Austin	27	2018-19-20-21
ALBERTS, Steve (DL)	94	1987
ALEXANDER, JD (LB)	40	2018-19
ALLEN, Austin (LB)	47	1999
ALLEN, Harvey (DB)	44	1982-83-84-85
ALLMANG-WILDER, Trent (DL)	47	2011-12
ALONZO, George (WR)	81	1984
ALDRIDGE, Waymon (WR)	86	1981-82
ALOVAO, Faalo (DL)	68	1998
AMREIN, Todd (PK)	18	1989-90
ANDERSON, Corey (WR)	7	2005-06
ANDERSON, Eric (TE)	98/85	1977-78
ANDERSON, Steve (DT)	92	1992-93
ANDREWS, Dominic (DE)	98	1995
ANDREWS, Jimmie (DB)	24	1973-74
ANDREWS, John (LB)	52	2003-04
ANDREWS, Vann (TE)	88	1979
ANSOLABEHRE, Benji (OL)		1970-71
ANTHONY, Charles (DB)	34/4	1987-88-89-90
ANTHONY, Rodelin (WR)	84	2006-07-08-09
ANTON, Mike (WR)		1972
ARANA, Dan (QB)		1971-72
ARCENEUX, Rene (Manager)		1968
ARMSTRONG, Auntwan (DB)	22	1990-91-92-93
ASIATA, Johan (OL)	78	2007-08
ASIODU, K.C. (DB)	30	2005-06-07
ASNARAN, Chris (DL)	95	2004
AUSTIN, Trey (DB)	13	2018
AUSTIN, Wesley (WR)	46	1975-76
AUSTRIE, Evan (DB)	17	2016-17-18-19
AZIZ, Ammir (DL)	90	2015-18

B



BRISCO

BABINEAUX, Brandon (WR)	83	2010
BAILEY, Henry (RB)	83/33	1991-92-93-94
BAINBRIDGE, Brent (OL)	75	1978
BAIR, Brandon (OL)	69	1999-2000-01
BAIRD, Kevin (TE)	82	2002-03-04
BAKER, Brandon (DB)	25	2013-14
BAKER, Carlos (WR)	82	1995-96-97-98
BAKER, Dalton (DB)	33	2015-16-17-18
BALDWIN, Dominic (DL)	84/97	2013-14-15-16
BALDWIN, Johnathan (CB)	21	2021
BALLARD, Patrick (WR)	85	2019-21
BALLUNGAY, Kaleo (TE)	19	2021

BANKS, Kofi (WR)	82	1993-94
BANKS, Ron (SS-LB)	39/18	1987-88
BAREFIELD, Mark (WR)	80	2009-11
BARNES, Deon (WR)	85	2001-02
BARNES, Derrick (WR)	81	2002
BARNES, Jeff (LB)	54	1987
BARNETT, Dean (TE)	93/84	1978-79
BARNHILL, Taylor (QB-TE-H)	16	2011-12-13-14
BARRELLS, Leif (LB)	26	1989
BARRERA, Bob (DE-OL)	99/70	1980-81
BARRETT, Jordan (TE)	41	2009
BARRETT, Thomas (DB)	26	1982
BARSUHN, Dana (PK)	80/13	1997-98
BASS, Kevin (LB)	52	1994-95
BATES, Lee (OL)		1968
BATOON, Kawika (DB)	20	1997-98
BATTON, Bobby (RB)	20	1978-79
BAUCHAM, Bennie (DB)	32	1977
BAXTER, Michael (OL)	77	1981
BAYER, James (LB)	46	1982
BEALER, Mark (DL-LB)	95/57	1995-96-97-98
BEALL, Dave (DE-LB)	80	1974-75-76-78
BEAN, Noah (TE)	46, 11	2018-19-20
BEAUCHAMP, Jason (DE-LB)	33	2006-07-08-09
BEAUDRY, Kyle (LB)	44	2019-20-21
BEAVERS, Darrell (DB)	23	1975-76
BEAVERS, Jerry (DB)	14	1968-69
BEAVERS, Marlon (DB)	29	1973-74-75-76
BECKER, Jacob (OL)	79	2016
BEDARD, Jordan (PK)	18	1995-96
BEDICH, George (WR)		1970
BEHRENDSEN, Rich (OT)	72	1974-75-76-77
BELL, Beau (LB)	47/2	2004-05-06-07
BELL, B.J. (DL)	92	2010-11
BELL, LeShaun (LB)	9	2020-21
BELL, Mike (WR)	31	1994
BELL, Ronnie (DB)	45	1972-73-74
BELL, Zach (DB-LB)	46	2001-02-03-04
BELLAMY, Nobie (WR)	82	1989
BERGSTEN, Tyler (TE)	89	2012-13
BETHKE, Brian (QB)	7	1976
BEVERLY, Keith (RB)	33	1974
BIAS, Shawn (OL)	54	1983-84
BIGGS, David (DB)	31	2008
BIGGS, Ron (OL)		1986
BIRITZ, Joe (OL)	63/59	1990-91
BITTEL, David (DE)		1968-69
BITTNER, Norm (LB)	41	1977-79
BLACK, Derek (RB)	3	1990-91
BLACK, Randy (DB)	22	1997-98-99-2000
BLACK, Tim (DL)	59	1996-97
BLAIR, David (LB)	58	2009
BLAKEFIELD, Jerry (OL)	70	1985-86
BLOOMER, Chanti (DB)	36/6	2004-05
BLUE, Anthony (DB)	14/1	1983-84-85-86
BLUNT, Sean (DB)	31	1984-85-86-87
BOBAK, Ian (DL)	97	2010-11
BORG, Aaron (LB)	49	2016-17
BONE, Rob (QB)	16	1995-96-97
BOOKER, Bill (DL)		1970
BOONE, Royce (RB)	29	2002
BORNAND, Nicolai (K/LB)	40	2013-14-15-16
BOSSERT, Courtney (OL)	55	1974-76
BOULDIN, Kent (TE)		1972
BOWDEN, Ty (DB)	28/27	1992-93
BOWEN, Eugene (QB)	9	1985-86
BOWLES, Ken (WR)	1	1976

BOWSER, Chris (OL)	77	2004-05-06
BOYCE, Salah (DB)	31	2016
BOYD, Devonte (WR)	80/83	2014-15-16-17
BOYKIN, Patrick (DL)	71	1984-85-86
BOYKO, Brett (OL)	69	2011-12-13-14
BRADFORD, Dionza (RB)	33	2011
BRADLEY, Adrian (LB)	52	2006-07
BRADLEY, Clayton (OL)	76	2020-21
BRADLEY, Ed (LB-C)	97/50/51	1975-78-79
BRADDOCK, George (LB)		1972
BRANCH, DeJohn (RB)	20	1993-94-95
BRANCH, Jim (DL)		1971
BRANDON, Sam (WR-SS)	42	1998-2000-01
BRANER, Bob (OL)	59	1973-74
BRASILE, Sonny (QB)		1972
BRASSINGTON, Garrett (DL)	93	2001-02
BRAY, Craig (WR)	40	1973-74
BRAYTON, Matt (OL)	72	2018-19-20
BRENCE, Beau (DE-FB)	48	2009-10-11-12
BREWER, Randy (TE)	87	1992-93-94
BRICKELL, Tyler (LB)	48	1997-98-99-2000
BRIDGES, Chris "Bo" (TE)	83	1984-85-86-87
BRIGGS, Ahmad (DL)	90	1999-2000-01-02
BRIGHTMON, Darin (RB)	32	1986-87-88-89
BRILEY, Jalil (DL)	92	2019
BRIMMER, Jamaal (DB)	27	2001-02-03-04
BRISCO, Amar (WR-DB)	6/5	1995-97-98-99-2000
BROCK, Mike (DB)		1972-73
BROCKMAN, Sonny (DB)		1973
BROGDON, Chris (RB)	27	2006-07-08-09
BROOKS, Alonzo (DL)	85	1979
BROOKS, Mike (LB)		1968
BROOKS, Preston (DE)	91	2008-09-10
BROWN, Anthony (DB)	42/36	1995-96-97-98
BROWN, Byron (RB)	24	1982-84
BROWN, Connie (FS)	13	2002
BROWN, Corbin (DB)	31	2011
BROWN, David (WR)	13	1983-84
BROWN, DeWayne (OL)	79	1982-83
BROWN, Dominic (DB)	2/11	2020-21
BROWN, Eric (OL)	68	2019
BROWN, Greg (WR)		1970-71
BROWN, Jared (QB)	7	1994-95
BROWN, Jeff (DB)	29	2005
BRWON, Justin (WR)	86	2015
BROWN, Kevin (RB)	4	2000
BROWN, Michael (WR-CB)	25	1990-91-92
BROWN, Prince (DL)	90	2006
BROWN, Randy (OL)	60	1976
BROWN, Kenny (CB)	20	2010-11-12
BROWN, Tanner (P-PK)	38	2020
BRUMFIELD, Doug (QB)	17	2020
BRUNETTE, Andre (CB)	41	1994-95-96
BRYAN, Kyle (OL)	51	1981-82-83-84
BRYAN, Marcus (OL)	75	2004-05-06
BRYANT, Andy (OL)		1988
BUDAK, Dan (DB)	3	1977-78
BURNETT, Deon (RB)	20	2002-03
BURNSIDE, Bryan (LB)	24	1987
BURRIS, Sam (WR)	8	1980
BURRUS, Tosh (LB)	18	1999-2000-01
BURSEY, Lorenzo (WR/DB)	89/21	2007-08
BURTON, Tony (RB)	27	1995-96
BUTLER, Chris (TE)	87	2006-07
BUTLER, MacArthur (LB)	90	1982
BUTLER, Mark (DL)	56	1982
BUTLER, Reggie (LB)	32	2003-04

BUTT, Charlton (P)	46	2020
BUZICK, Steve (RB)	40	1968-69
BYERS, Mark (LB)	48	1993-94
BYWATERS, Tom (DB)	43	1974-75

C



CHEETANY

CADE, Tony (DB)	23	2006-07
CAGAANAN, Dorian (DL)	99	1981-82
CAHILL, Mark (QB)		1976
CAIN, Charles (OL)	78/61	1980-81-82
CAINE, Tre (DB)	29	2020-21
CALANCHE, Ernie (OL)	60	2000-01
CALDWELL, Jaron (OL)	75	2016-17-18-19
CALDWELL, Jeff (RB)	27	1975
CALLAHAN, Roy (RB)	30	1974
CALVIN, Victor (DL-LB-TE)		1968
CAMPBELL, Brian (LB)	41	1983-84
CAMPBELL, DeShannon (DT)	93	1993-94
CAMPBELL, Xzaviar (RB)	35	2015-16-17-18
CANTERBERRY, Dietrich (DL)	91	2000-01-02-03
CARANO, Glenn (QB)	12	1974-75-76
CALDWELL, Jarron (OL)	75	2020
CARDWELL, Derek (RB)		1973
CARHEE, Artis (RB)	3/2	1979-80
CARILLO, Paul (DT)	90	1994-95
CARMONA, George (LB)	46	2016
CARROLL, Patrick (OL)	65	2014-15
CARTER, Bernie (DL)		1968
CARTER, Blanchard (OL)	71	1974-75-76
CARTER, Ira (DE)	91	1977
CARTER, Nate (LB)	55/36	2008-09-10-11
CARTER, Tyrone (DB)	47/9	1987-88
CARVER, Mel (RB)	24	1980-81
CASEY, Andrew (TE)	86	2013-14
CASEY, Bill (QB)	15	1968
CASON, Pat (DB)	17/44	1976-77-78-79
CASTRO, Brian (OL)	77	1994-95
CASTRO, Terry (DL)	98	1987
CATALANO, Dan (LB)	35	2005
CATCHINGS, Bryan (OL)	63	2019
CAVARRETTA, Mike (LB)	54	1978
CHAPMAN, Dan (OL)		1982
CHANDLER, Will (DB)	2	2008-09-10-11
CHARLES, Deniek (WR)		1995-96
CHEETANY, Ray (P-PK)	39	1999-2000
CHESS, Bob (OL)	61	1973-74-75
CHESS, Rocky (DB)	13	1981
CHEVALIER, Michael (OL)	77	2016-17
CHILDERS, Charles (DB)	19	2010-11
CHOMKO, Bryan (DB)		1990
CHRISTIAN, Aaron (DL)	79	1987-88-89-90
CHRISTIE, Walter (DE)		1968-69
CHUDD, Mike (PK)	18	1992-93
CIMORELLI, Gene (DB-RB)	29	1986-87-88
CLANCEY, Mike (DB)	31	2002-03
CLAPP, Christian (WR)	82/85	2015-16-17
CLARIDGE, Ryan (LB)	49	2000-01-03-04
CLARK, Efreem (DL)	96	2013-15

CLARK, Jeremy (WR)	18	2019-20
CLARKE, Dave (LB)	53/39	1988-89-90
CLARKSON, Tom (OL)	71	2015
CLAUSEN, Mike (QB)	6	2008-09-10-11
CLAYTON, Omar (QB)	15/2	2007-08-09-10
CLEVELAND, Wayne (DL)		1971-72
CLIFFORD, Ryan (TE)	94	2001-02-03
CLOUGH, Keith (LB)	49	1990-92-93-94
COBB, Brian (RB)	31	1976-77
COBB, Robert (WR)	87	1978-79-80
COFER, Bill (LB-DE)	59	1999-2000-01-02
COFFMAN, Bobby (DB)	9	1995-96
COLEMAN, Cedric (DB)	34	2010
COLEMAN, Keith (LB)	43	1988-89
COLEMAN, Kwame (WR)	21	1994-95
COLLINS JR., Andre (WR)	81	2017-18-19
COLLINS, Damon (DB)	26	2013
COLLINS, Eric (DL)	92/99	1987-88
COLLINS, Michael (OT-C)	79	1991-92-93-94
COLLINS, Tlyeek (WR)	9	2018-19-20-21
CONCANNON, Jack (OL)	50/55	1975-76-78-79
CONEDY, Cliff (OL)		1973-74
CONTRERAS, Mike (OL)	98/65	1985-86-87
CONWAY, Justin (DL)	73/93	1997-98
COOK, Gary (P)	16	2001-02-03-04
COOK, Jim (PK)	17	1984-86-87-88
COOKS, Todd (LB)	37	1985-86-87
COOLEY, Oliver (LB)	94	1983-84-85
COOPER, Charles (RB)	31	1969-70-71
COOPER, Hunkie (QB-FL-KR)	14	1990-91
COOPER, Lance (TE)	87/86	1975-79-80
COOPER, Martin (DL)	53	1983-84
COOPER, Perry (LB)	56	2011-12
CORE, Bucky (PK)	4	1974
CORNETT, Tim (RB)	35	2010-11-12-13
CORPODIAN, Greg (OL)		1980
CORREA, La'anui (DL)		1998
COSTA, Steven (FB)	24	1999-2000-01-02
COSTONIS, Paul (LB)	59	1993
COX, C.J. (RB-LB)	3	2008-09-11
CRAFT, Eleander (DL)	63	1984
CRAIG, Diego (DB)	7	1984
CRANDAL, Tyler (OL)	78	2003
CRAWFORD, Dre (DB)	5	2012
CRAWFORD, Frank (DB)	5	2013
CREEL, Mel (OL)		1968
CREWS, Ron (DL)	98	1978-79
CRIMMEL, Robert (WR)		1970-71
CRISWELL, Aaron (WR)	9	2013-15
CRITCHFIELD, "Big Joe" (OL)	56	2003-04
CROOK, Kevin (QB)	5	1995-96-97-98
CROOM, Larry (RB)	1	2002-03
CROUSE, Ray (RB)	32/21	1979-80-81
CROZIER, Rodney (DB)	24	1988-89
CRUMP, Kenneth (TE)	97	1990-91-92
CRUTCHLEY, Charles (DB)	36	1996-97
CUI II, Allan (WR)	86	2016
CULP, Byron (TE)	84	1993
CULP, Mike (DB)		1972
CUNNINGHAM, Bruce (DB)	4	1981
CUNNINGHAM, Hugh (LB)	52	1973-76
CUNNINGHAM, Randall (QB)	12	1982-83-84

CURTIS, Jermaine (TE/H) 1 1999
 CUSTER, Steve (OL) 1972



DE GIACOMO

DALTON, Ross (DB)	41	1999-2000-01-02
DANCER, Ernest (LB)	90	1974
DANIELSON, Royce (DL)	48	2020
DARLINGTON, Doug (OL)	69	1974
DARNELL, Ted (TE-DL)	99	1995-96-97-98
DAVENPORT, Don (WR)	8	1976
DAVIS, Brett (WR)	37	1977-79
DAVIS, Cedric (TE)	88	1986-87-88
DAVIS, Chris (LB-OL)	74	1973-74-75-76
DAVIS, Devante (WR)	81	2011-12-13-14
DAVIS, Jason (DB)	31/6	1991-92-93-94
DAVIS, Jason (QB)	9	1992-93-94-95
DAVIS, Kurt (WR)	11	2010-11
DAVIS, Mike (OL)	53	1972-73-74
DAVIS, Randall (LB)	47	1986
DAVIS, Wes (OL)	69	1982
DAVIS, Willie (DL-LB)	95	1983-84-85
DAVISON, Willie (OL)		1968
DECKER, Blake (QB)	5	2014-15
DeCLERCQ, Chuck (OL)		1972-73
DeCRISTO, Chris (OL)	29	1981
De GIACOMO, Alex (DB)	22	2009-10
DEHDASHTIAN, Nick (DL)	99	2016-17-19
DeMARCO, David (LB)		1969-70
DEL CASTILLO, Joe (TE)	88	2004
DENTON, Jon (QB)	19	1996-97
DeSHANE, Ray (OL)	63	1971
Di LEO, Alan (PK)	25	1995-96
DiFIORE, Jim (QB)		1970-71-72-73
DiGIOVANNA, Joey (PK)	15	1983-84-85
DILLEY, Tony (DB)	17	1989-90
DIMRY, Charles (DB)	22	1984-85-86-87
DINKINS, Mansfield (DT)	95	1990-91-92
DIXON, Jalen (DE)	50	2021
DIXON, Travis (QB/DB)	16/9	2007-08-09-10
DODD-MASTERS, Ruschard (DB)	3	2001-02-03-04
DODGE, Kirk (LB)	47	1982-83
DOMBROWSKI, Tim (RB)	38	1999
DOMINIQUE, Al (OL)	52/76	1984-85-86
DONATO, Mike (OL)	61	2007-08-09
DORSEY, Dominique (RB)	6/10	2001-02-03-04
DRAKE, Ron (OL)	57	1981-82-83-85
DRAWHORN, Anthony (DB)	23/4	1986-87
DRUMMER, Leon (WR)	23	1974
DUBIELLAK, Andrew (WR)	88	2000-01
DUER, Layton (OL)		1968-69
DUNBAR, Pete (DL)	97	2002-05
DUNLAP, James DL)	96	2009-10-11
DUPIN, Damir (DL)	91	1982-83
DURAN, Dave (PK)	4	1984-85
DYE, Mike (WR)	1	1974



EASTMAN

EAGEN, Chris (DE)	47	2002-03
EARTHMAN, Bill (TE)	89	1980
EASTMAN, Marvin (RB)	31/29	1989-90
EDDLEMAN, Joe (OL)	77	2002
EDWARDS, BJ (FB)	32	1998-99
EFFERSON, David (DB)	8	1990-91
EHLERT, Max (LB)	53	2012-13
EHIMARE, Eliel (OL)	62	2019-20-21
EISENBARTH, Steve (DL)		1981
EISHER, Doug (OL)	67	1981-82-83-84
EISHER, Kai (OL)		1982
ELDER, Paul (OL)	52	1988-89
ELDRIDGE, Jerry (LB)	66	1981-82-83
ELLENA, Brandon (OL)	74	1997-98
ELLIS, Russell (RB)	38	1977-78
EMERY, Rod (RB)	43	1983-84-85-86
ENGLAND, Les (DL)		1973
EPPENGER, Perry (DL/OL)	96/71	2006-07-08
ERICKSON, Riley (P)	93	2017
ESTANDIA, Greg (TE)	86	2003-05
ESTES, Mike (LB)	49	1988
EVANOVICH, Ralph (TE)		1973
EVANS, Michael (OT)	78	1977-78
EVERSOLE, Gary (DE)	81	1977-78
EZINWA, Dominion (DL)	93	2019



FUIMAONO, II

FAVAE, George (DE)	98	2008
FACER, Kip (P)	82	2005-06
FAGA, Andrew (FB)	35	2001-02-03
FAGA, Faauo (DL)	39	2004-05-06-07
FAGA, Omega (LB)	48	2005-06-07
FAHINA, Naki (DL)	42/6	2019-20-21
FAIRCLOTH, Chris (LB)		1976-77
FAKAUHO, Senituli	68	2014-15
FALO, Tauoa (DL)	90/93	1980-81
FAO, Jason (DL)	95	2015-16-17
FARMER, Reggie (WR)	5	1983-85
FARNHAM, Jim (DB)		1970-71
FAUOLO, Giovanni (TE)	45	2017-18-19-21
FAUNCE, Brad (P)	17	1993-94
FAUTANU, Leif (OL)	79	2019-20-21
FAWCETT, Grant (DL)		1969-70-71
FEAGAI, Ramsey (OL)	65	2007-08-09-10
FENSTERMACHER, Dominique (DB)	27	2015
FERGUSON, Anthony (WR)		1991
FEULA, Malo (LB)	56	2013
FIASEU, Austin (DB)	30	2021
FIELDS, Lamon (DB)	24	1985
FIKANY, Mark (OL)	54	1974
FINAU, Mark (DL)	19	2015-16-17

FISHER, Charles (DT)	54	1994-95-96-97
FISHER, Kris (TE)	83	1999
FLAIR, Casey (WR)	80	2005-06-07-08
FLETCHER, Lafayette (WR/DB)	24	2006-07-08
FLETES, Carlos (LB)		1990
FLOURNEY, Darren (LB)		1982
FLOWERS, Jericho (DB)	32, 7	2016-17-18-19
FLOYD, Todd (WR)	11	1995-96-97
FOLK, Kevin (DL)	78	1986-88
FOOTMAN, Dahrin (RB)	32/21	1996-97-98-99
FORCH, Michael (OT)	74	1968-69-70
FORSHEE, Dustin (OL)	62	2006
FORTE, Daryl (DB)	25/8	2006-07-08
FOSTER, John (LB)	55	1988-89
FOUTHER, Michael (DB)	27	1988
FRANCIS, Greg (DB)	23	2017-18-19
FRANK, Tom (LB)		1970
FRAZIER, Mike (LB)	40	2003-04
FREAS, Eddie (OL/LB)	67	2001-02
FREEMAN, Alonzo (LB)	56	2000-02
FREEMAN, Ike (LB-DL)	60/95	1984-86-87
FREUND, Michael (TE)	87	2002-03-04
FRIEDLI, Dean (DL-LB-OL)	49/56/75	1976-77-79-80
FRIEL, Cameron (QB)	7	2021
FUJIAONO, Howie (DL)	66/94	2003-04-05-06
FUJIAONO, Starr (LB)	14	2006-07-09-10
FULLER, Dondi (LB)	40	2020-21
FUNCHES, Julius (DL)	91/83	1979-80-81
FURIO, Dominic (OL)	73	2000-01-02-03
FURLLOW, Terry (WR)	17	2003-04



GREER

GABRISCH, Mark (QB)	15	1979-80
GAHAGAN, Brandon (WR)	89	2017-18
GAITOR, Franz (CB)		1990
GAETANO, Jim (PK)	2/24	1977-78-79
GAJO, Adam (WR)	89	2003
GALES, Greg (LB)	44	1996-97-98
GALLAHAR, Gilbert (DL)	60	2005-06
GALLI, Bob (OL)		1972
GALLIA, Joe (RB)		1969-70-71-72
GAMBRELL, Leroy (LB)	39	1996-97
GARCIA II, Julio (DL)	74	2016-17-19-20-21
GARDENHIRE, Allen (WR)	6	1985
GARIN, Dave (DL)	65	1977-78
GARRICK, Mark (DL)	97	2012-13
GARRITANO, Nick (PK)	13	1991-92-93-94
GARTEN, Steve (DL-OL)	62	1982-84-85
GASSER, Jacob (WR)	82	2019-20
GASTON, Tyler (DL)	61/99	2010-11-12-13
GATEWOOD, Randy (WR)	83	1993-94
GAYNOR, George (LB)	51	1974
GEATHERS, Jeremy (DE)	9	2006-07
GENT, Adam (LB)	57	2009
GENTRY, Larry (QB)	10	1978-79-80
GERARD, Rick (OL)	45/75	1984-85-86-87
GEORGE, Eddie (DB)	28	1973-74-75-76
GI, Robert (RB)	40/29	1992-93
GIANNINOTO, John (OL)	66	2007-08-09-10

ALL-TIME LETTERMEN



GIBBS, Demetrious (DB)	22	2017-18-19
GIBSON, Harold (OL)		1970
GILBERT, Bret (LB)	58	1995-96-97
GILCHRIST, Mack (RB)	33	1968-69-70
GILES, Stuart (DE)	91	1974-75
GILLIAM, Max (QB)	6	2018-19-20
GILMORE, Jack (WR)	45	1993-94-95
GLADNEY, Tony (WR)	89	1983-84-86
GLASCO, David (DB)	37	1980
GLASGOW, Marcus (DB)	39/28	1982-84-85-86
GLIDEWELL, Ben (OL)	71	1996-97
GLOVER, Anthony (LB)	41	1987
GODBEY, Paul (OL)	74	1983-84-85-86
GODFREY, Daniel (LB/FB)	39	2017-18-19-21
GOINS, Tim (OL)	79/55	2004-05-06-07
GONZALES, Joe (RB)		1972-73
GONZALEZ, Bubba (C)	53/76	1996-97-98
GONZALEZ, Jose (C)	63	1994-95
GOOKINS, Norm (DB)		1972-73
GOOSSEN, Rex (LS)	52	2019-20-21
GORDON, Ernest (DB)	14	2003-04-05
GORDON, George (FB)	40	2000-01
GORHAM, Zach (OL)	68	2002-03-04-05
GORTZ, Steve (P)	9	1976-77-78
GRAHAM, Jesse (RB)		1981
GRAHAM, John (DE)	94	1979
GRAHAM, Johnny (RB)	39	2001
GRANGER, Don (LB)	54	1980-81
GRANT, Mike (DB)	25	2009-10
GRANT, Richard (DL-OL)	72	1982-84
GRANTZ, Tony (QB)	10	1974
GRAVES, Jalen (DB)	95	2018-19-20
GRAY, Brandon (OL)	63	2003-04-05-06
GRAY, Bruce (LB)		1968-69-71
GRAY, Kevin (OL)	77	1974-75-76
GRAY, Leo (WR)	8	1977-78
GRAY, Tyrone (OL)	64	1983-84
GRAYSON, Shaun (TE)	18	2021
GREEN, Chris (RB)	38/23	1983-84-85
GREEN, Mark (DB)		1973
GREENE, David (DB)	22	2012-13-14-15-16
GREENE, Sam (WR)	42	1978-79-80
GREER, John (OL)	72	1997-98-99-2000
GRIFFIN, Greg (DT)		1972
GRIFFIN, Steve (LB)		1976
GRIFFIN, Zyeil (WR)	3	2020-21
GRIMES, Randal (WR)	4	2019
GRUNDY, Robert (OL)	67	1998-99
GSTREIN, Nick (TE/OL)	49/77	2012-13-14-15
GUERRA, Marco (OL)	70	2003-04-05-06
GUICE, John (CB)	1	2005-06
GUIDRY, Ondra (WR)	2	1987-89
GUNDERSON, Scott (OL)	66	1988
GUNN, Tony (DL)	99	1983-84-85
GUTIERREZ, Daniel	32	2017-18-19-20-21
GUTOWSKI, Mike (OL)		1968-69-70
GUZMAN, Nathan (LB)	58	2018



HAVERTY

HAGGERTY, Steve (RB)		1974
HALES, Jacob (DL)	92	2005-06-07-08
HALL, Aaron (C)	59	1998

HALL, John (WR)		1969
HAMBRICK, Darral (WR)	80	1979-80-81-82
HAMILTON, Sharif (DB)	31	1999-2000
HANDLEY, Jamie (LB)		1995-96
HAMM, Jamel	21	2019
HANKINS, Coury (RB)	34/4	1996-97-98-99
HANSEN, Jack (TE)		1972-73
HANSON, Ryan (QB-LS)	14	2000
HARDAN, Walker (LS)	59	2021
HARDEN, Patrick (OL)	64	1986-87-88-89
HARDY, Lucien (DB)	46/22	1974-77-78
HARO, Joe (DB-RB)	34	1999-2000-01-02
HARPER, Daniel (DB)	22	2011
HARPER, Sean (LB)	44	1988-89
HARRINGTON, Austin (TE)	89	2009-10-11
HARRIS, Adrian (LB)	64	1984-85-86-87
HARRIS, Brian (WR)	13	1975-76-77-78
HARRIS, Jeff (P)	5	1976
HARRIS, Kevin (DB)	7	1988-89
HARRIS, Matt (WR)	88	2002
HARRISON, Marcus (DL-LB)	84	1981-82
HART, Brian (OL)	69/54	1997-98-99-2000
HART, Tim (OL)	61	1978-79
HART, Vince (PK)		1970-71
HASLIP, Shaun (DB)	24	1997
HASSON, Tajh (DB)	29	2011-12-13-14
HASSON, Tim (DB-LB)	43	2010-11-12-13
HAUGABROOK, Kenny (LB)	60	1981
HAVERTY, Mike (WR)	19	1972-73-74-76
HAWKINS, Birton (WR)	89	1992-93
HAWKINS, Nathaniel (WR)	80	1968-69-70-71
HAWLEY, Joe (OL)	59	2006-07-08-09
HAWTHORNE, Lloyd (RB)	34	1985
HAWTHORNE, Troy (DB)	11	2013-14-15-16
HAYES, Bill (OL)		1971-72
HAYS, Mark (DB)	1	1997-98
HAYNES III, Phillips (TE)	89	2016
HAYNES, Robert (RB)		1968-69
HAYWARD, Chris (QB)	11	1998-99-2000
HEATH, Jason (OL)	70	2009-10-11
HEIDELBERT, Dallas (LB)		1982
HEISE, Ryan (LS)	72	2003-04-05-06
HEMMANS, Al (DB)	13	1987-88
HENDERSON, Lloyd (RB)	33	1979-80-82-83
HENDERSON, Wymon (DB)	2	1981-82
HENDRICK, George		1968-69
HENLEY, Chad (FB)	44	2004
HENRY, Charles (DB)	29	2015
HENRY, Steve (OL)		1972-73
HERMAN, Paul (OL)	75	1981-82
HERRING, Caleb (QB)	8	2010-11-12-13
HESTER II, Farrell (LB)	53	2017-18-19
HICKEN, Hayes (K/PPK)	19	2018-19
HICKS, Lamont (LB)	37	1994-95-96
HIGGINS, John (DB)	25	1980-81
HIGH, TIM (DL)	97	2007
HILL, Mario (DL)	99	2004-05
HILL, Phillip (DB)	5	2019-21
HILLIARD, Andre (DB)	26	1998-99
HILLIARD, Carlos (DB)	7	1995-96
HILLIKER, Bill (WR)	43	1979-80
HILTON, Rumone (LB)	55	1990-91-92-93
HINDS, Rocky (QB)	3	2006
HO-CHING, Jordan (RB)	42	2007
HOBSON, Reggie (WR)	26	1984-85
HODGE, Sidney (DB)	23/36/4	2010-11-12-14
HODGES, Larry (RB)		1968

HOFFMAN, Brad (PK)	1	1974-75
HOLLANDSWORTH, Tariq (RB)	28/13	2017
HOLLERMEIER, Chris (DB)	31	2005
HOLLIDAY, John (RB)	20	2000
HOLLIS, David (DB)	25	1983-84-85-86
HOLLOWAY, Cameron (WR)	5	1979-81-82
HOLLOWAY, Jamal (DL)	97	2017-19
HOLLOWAY, Nate (DL)	68	2010-11
HOLLOWAY, Parker (DL)	90	2012-13
HOLLY, Devynn (DB)	31	2020-21
HOLMES, Sidney (RB-LB)	43	1992-93
HOLT, Tim (TE)	43	2016-17
HORN, Alvin (DB)	36	1984-85-86
HORN, Andre (LB)	46	1984-85
HORSEY, Mike (DB)	32	2011-12-13-14
HORTON, Shane (DB)	21	2007
HOUGH, Tim (DB)	13	2015-16-17
HOUSTON, Hank (DL)	54	1982
HOUSTON, Jeremiah (DB)	13	2020-21
HOWARD, Charles (DL)	92/66	2013-14-15
HOWARD, Damien (DL)	68	1995
HOWARD, Geoffrey (DB)	7	2007-08
HUGHES JR., Mike (DL)	99	2014-15-16-17
HULBERG, Bob (PK)	21	1985-86
HULETT, Greg (OL)	63	2000-01
HUMAN, Bryan (DB)	36	1979-80-81
HURLEY, John (OT)	77	1991-92
HUSBANDS, Ron (RB)		1971-72
HYDE, Barry (DB)	28/29	1977-78



INGERSOLL, J.

INGERSOLL, Eric (DL)	68	1980
INGERSOLL, Joe (DL)	78	1973-74-75
IRVIN, Steve (LB)		1998
IRWIN, Ken (TE)		1970-71
ISHII, Dack (QB/P)	19	2007-08



JACKSON, E.

JACKSON, Bernard (RB-WR)	5	1987-88
JACKSON, Bryce (CB)	24	2018-19-20-21
JACKSON, Cleveland (TE)	84	1977-78
JACKSON, Erick (RB)	26	2003-04-05-06
JACKSON, Jarrod (QB)	4	2005
JACKSON, Jarrod (QB)	4	2005
JACKSON, Princeton (LB)	40	2011-12
JACKSON, Rayshad (LB)	6	2019
JACKSON, Richard (DB)	31	1979-80
JACKSON, Robert (DB)	24	2016-17
JACKSON, Tommy (RB)	33	1987-88-89
JACKSON, Ty (WR)	8/84	1995-96-97
JACKSON, Tyree (RB)	28	2018-19
JACOBS, Mike (LB)	89	1976-78-79
JACOBSON, Nathan (OL)	64	2015-16-17-18

JAEHN, Rodney (LB)	49	1977
JAEKLE, Ben (PK)	86/39	2006-08-09-10
JAKES, Jordan (WR)	17	2021
JAMES, Charles (WR)	3	2000
JAMES, Duane (WR)	16	1998-99
JAMES, Gary (OL)		1972
JAMES, George (WR)		1982
JAMES, Jonathan (WR)	83	2011-12
JAMES, Mil'Von (DB)	5	2006-07
JAMES, Teddy (RB)	23	1990-91
JAMESON, Rob (WR)	87	2014
JARVIS, Charles (DB)	18	1979-80-81
JEBERAEL, Mario (OL)	67	2005-06-07-08
JEFFERSON, Cameron (OL)	78	2011-12-13
JEHLICKA, Perry (DB)	36	1993-94-95
JENKINS, Keyvan (RB)	22	1979-80-82-83
JENKINS, Kinyon (DB)	20/43	1980-81
JENKINS, Steve (WR)	84/4	2019-20-21
JENKINS, Steve (DL)	79	1971-72-75
JENSEN, Jeff (OL)	75	1989
JENSEN, Kimble (DB)	51	2014-15
JOHNS, Montrice (DL)	96	2018-19
JOHNSON, Carlton (DB)	25/1	1989-90-91
JOHNSON, Clyde (DB)		1981
JOHNSON, Darryl (TE)	82	1982-83
JOHNSON, Dwayne (WR)	8	1983
JOHNSON, Earvin (WR)	4	2001-02-03-04
JOHNSON, Eric (RB/WR)	9	2012
JOHNSON, Jabari (RB)	32	2000-01
JOHNSON, John (DB)	8	1986
JOHNSON, Kelvin (QB)	14	1982
JOHNSON, Kenneth (DB)	28	2007
JOHNSON, Malcolm (LB)	47	2019
JOHNSON, Marcus (OL)	76	2001-02-03-04
JOHNSON, Marques (WR)	85	2004-06
JOHNSON, Max (DL-FB)	93/90/83	2010-11-12-13
JOHNSON, Michael (DB)	35	2006-07
JOHNSON, Michael (WR)	8	2000-01-02-03
JOHNSON, Michael (TB-WR)	28/7	2008-09-10-11
JOHNSON, Mike (LB)	47	1978-79-80-81
JOHNSON, Najee (DL)	43	2014-15
JOHNSON, Ricky (DB)	25	2020-21
JOHNSON, Rodrick (RB)	32	1997
JOHNSON, Rossie (LB-DE)	44	1992-93-94-95
JOHNSTON, James (TE)	94	1996-97
JONES, Alonzo (LB-DE)	49	1995-96-97-99
JONES, Andre (RB-DB)	36	1974-76-77
JONES, Chris (DB)	5	2008-09-10
JONES, Crayton (DB)	11/4	1976-77
JONES, Daniel (DB)	15	2002-03
JONES, Danny (DL)	92	1976-77-79
JONES, Dave (OL)	67	1978-79-80
JONES, Jon (OL)	67	1989-90-91
JONES, Kirk (RB)	20	1983-84-85-86
JONES, Paul (LB)	85	1974
JONES, Richard (PK-P)	11	1983
JONES, Roderick (DE-LB)	10/96	1996-97-98-99
JONES, Rodney (DL)	92	2017-18-19
JORDAN, Larry (DB)	53	1977
JUSSILA, Henri (RB)	34	2014
JUSTICE, Jeff (DL)	82	1978-79-80-81

K



KEENER

KAHRE, Bob (DB)		1980
KALILI, Jocquez (DB)	26	2017-18
KALILIKANE, Roscoe (LB)	53	2015-16
KALLER, Rob (OL)	60	1995
KANTEMAN, Trevor (TE)	9	2016-17
KAPANUI, Kamu (FB)	43	2005-07-08-09
KAUZLARICH, Vince (OL)		1973
KEENER, Daemon (WR-DB)	8	1990-92-93-94
KELLEY, Carlton (QB)	12	1977
KELLY, Bobby (LB)	38	2004-05
KELLY, Mike (DB-RB)	25/24	1974-75-76
KENION, Nate (DB)	36	2005-06
KENNEDY, Don (QB)	13	1969-70
KEYES, Brian (LB)	5	2016-17
KEYS, Kendal (WR)	84	2014-15-16-18
KEYS, Kenny (DB)	44	2012-14-15-16
KILLIAN, Jack (WR)	80	2013
KINCAID, Keith (OL)	62	2002
KING, Dennis (LB)	85	1976-77
KING, Sam (QB)	1	1979-81
KINNARD, Ken (LB-RB-TE)	51/40	1995-96-97-98
KIRKLAND, Tremayne (WR)	21/3	2003-05
KIRKPATRICK, Troy (DL)	70/98	1997-98
KLORMAN, Alex (DL)	95/36	2010-11-12-13
KNIGHT, Jesse (TE/OL)	81/79	2004-05
KNIGHT, Marion (DL)	54	1985-86
KNOX, Daryl (LB)	87	1984-85
KNUTSON, Tate (WR)	81	2007-08-09-10
KOHORST, Keith (OL)	63	1981-82
KOHORST, Nolan (PK)	27	2010-11-12-13
KOKI, Asten (DL)	96	2013-14
KOONTZ, Jason (OL)	76	2009-10-12
KRAVETZ, Matt (LB-DL)	53	2009-2011
KREITLER, Will (OL)	58	2015-16
KRESOVICH, Nikola (LS)	52	2018
KRIEGER, Ron (QB)	8	1984
KRISTOSIK, Joe (P)	97	1995-96-97-98
KUNZER, Tom (RB)		1972

L



LOVATO

La FRANCE, Reggie (TE)	85	1980-81-82-84
LACY, D'Mentrie (CB)	7	1992-93
LAMERS, Brendon (P)	45	2009-10
LANEY, Calvin (QB)	11	1984-85
LANG, Joe (LB)	57	2016-17
LANGHAM, Trent (LB)	50	2013-14-15
LANSFORD, Chase (P-PK)	39	2011-12
LANZI, Rick (QB)		1982
LAOLAGI, Bailey (LB)	48	2015-16-17-18
LARRY, Admiral Dewey (WR-DB)	4	1979-80

M



MAYNE

LARSON, Mark (TE)		1968-69
LARSON, Mark (OL)	60	1975
LAWSON, Clint (DL)	96/66	1989-90
LAZARUS, Andrew (RB)	20	1981
LEA, Matt (LB)	23	2014-15-16
LEATHAM, Mike (TE-LS)	83	1997-98
LEBOWITZ, Jared (QB)	14	2014
LEE, Mike (LB)		1971-72
LEE, Terrance (S)	23	2008-09
LEIVA, Jonathan	38	2014-15
LeJEUNE, Sonny (PK)	6	1976
LEONARD, Cedric (OL)	70	1991-92-93-94
LEONARD, Milton (DB)		1970-71
LERZ, Harold (OL)		1971
LEVY, Lee (DE)	92	1974
LEWIS, Aaron (DB)	28	2019-20-21
LEWIS, Tony (RB)	32/2	1981-83-84-85
LEWIS, Tom (TE)	85	1992-93
LIBONATI, Daren (PK)	6	1986-87
LIEBENSTEIN, Todd (DE)	96	1978-79-80-81
LIGON, Al (DB)	23	1982-83
LILIO, Bucky (DL)		1970
LINES, Alex (TE)	34	2020
LITTLETON, Darrell (WR)	3	1980-81
LITTLEFIELD, Lanny		1968
LIVINGOOD, Blake (OL)	77	1998-99
LOCKHART, K.C. (OL)	54	1989-90
LOFTON, Elgin (DL)	69	1990-91
LOGAN, Brandon (OL)	72	2021
LOGAN, Rich (DB)		1968-69-70
LOMPNEY, Mark (RB)	17/35	1984-85
LONDON, Keith (LB)	68	1984
LOPEZ, Chris (OL)	61	2014-15
LOPEZ, Rolando (OL)		1972
LOTULELEI, John (LB)	55	2011-12
LOTULELEI, Tau (LB)	55	2013-14-15-16
LOVAT, Darin (C)	74	1993-94-95-96
LOVATO, Carlos (DL)	68/93	1981-83-85
LOVE, Omar (RB)	4	1992-93-94-96
LOWRY, Bob (QB-DB)	14	1976-78-79-80
LUCAS, Lenny (DB)		1973
LUPPENS, Dennis (OL)	53	1978-79
LUSTER, Andre (RB)		1990
LUXENBERG, Jason (TE-LS)	96/61	2004-05
LYNCH, Michael (LB)	40	2007
LYONS, Tim (OL)	56	1988
MA'AE, John (QB)	15	1990-91-92
MacNAUGHTON, Dan (TE)		1971-72
MACK, Andrew (OL)	50	2009-10
MACK, Clarence (WR-DB)	29/5	1991-92
MACK, Hiram (RB)	26/21	1981-82
MACKEY, Sean (DB)	25	2000-01-02-03
MACY, Marty (DE)		1972
MAFI, Heivaha (DE)	42	2008-09
MAGYAR, Chad (RB/LB)	36	2018-19-20-21
MAHER, Joe (LB)	45	1977-78-79-81
MAIKAI, Francis (OL)		1977
MAILE, Robin (DL)	91	1997-98
MAKA, Tani (LB)	41	2010-11-12-13
MALAKIUS, Tavis (DL)	55	2018-19-20-21
MALOATA, Tui (DL)	91	2015-16
MALOOF, George (DB)	38	1986-87
MANDLEY, DeJhown (TE)	80	1999-2000-01-02
MANGIARACINA, Jerry (DB)	19	1978
MANGIARACINA, Marcus		1978
MANN, Roger (DL)	56	2017-18
MANOA, Chris (DL)	99	2018-19
MARCHAL, Evan (OL)	73	2007-08-09-10
MAREKO, Daniel (DE)	47	2009-10
MARRONE, Andy (LB)	51	1990-91
MARSHALL, Alvin (RB-WR)	24	2004
MARTIN, A.J. (LS)	57	2011
MARTIN, Daniel (LB)	28	1994-95
MARTIN, Marquel (DB)	45/13	2006-07-08-09
MARTINEZ, Ysadore (DB)		1974
MARSHALL, Simon (RB)		1982
MARVEL, Justin (WR)	9/11/15	2005-06-08
MASON, Troy (WR)	86	1999-2000-01-02
MASSEY, Brian (OG)	68	1991-92
MASSEY, James (DB)		1970-71-72-73
MATAELE, Maika (WR)	80/10	2012-13-14
MATHEWS, Marshall (PK)		1995
MATHIS, Jim (LB)		1968
MATSON, Joe (LB)		1982
MATOUSEK, Steve (RB)		1972-73
MATTES, Greg (OL)	77	1989-90
MATTINSON, Bubba (LB)	51	1979-80
MAWSON, George (OL)		1968-69
MAYNARD, Matt (TE)	85	2000
MAYNE, Kenny (QB)	14	1981
MAYS, Trey (WR)	87	2010-11-12
MAZION, Rodney (FS)	2	1991-92-93-94
McALEENAN, Ryan (LB)	56	2014-15-16
McCARDELL, Keenan (WR)	84	1987-88-89-90
McCOY, Gabe (LB)	25	2016-17-18-19
McCOY, Sean (LB)	23	1986-87
McCULLOUGH, Jackson (OL)	77	2019
McDADE, Michael (WR)	88	1983-84
McDADE, Reese (LB)	58	1994
McDANIEL, Daviyon (OL)	71	2021
McDANIEL, Royal (LB)	40	1990-91
McDERMOTT, Matt (RB)		1990
McDONALD, Ryan (P)	17	1999-2000-01
McGOWAN, Howard (OL)	66	1991-92-93-94
McGOWENS, Vince (WR)	5	1989-90
McGREGOR, Noah (DL)	50, 90	2019
McINTYRE, Brian (K)	27	2014
McKISKI, Mike (OL)	74	2004-05-06-07
McLAURIN, Robbin (DB)	9	1980
McLELLAN, Mike (RB-DB)	18	1974-75
McQUAID, Dan (OL)	71	1980-81-82-83
McTYER, Torry (DB)	19/4	2013-14-15-16
MECHAM, Mark (OT)	76	1991-92-93-94
MEDCHILL, Patt (DB)		1970-71-72
MEDLOCK, Jason (LB)	88	1992-93
MELCHER, Tim (DL)	83/84	1974-75-76
MELSON, AJ (DB)	31	1995
MELTON, Henry (RB)	42	1974-75-76-77
MENDIOLA-JENSEN, Kilinahe (WR) (B)		2021
MENDOZA, Alonzo (P)		1990
MENENDEZ, Joel (OL)	78	2000-01
MERHI, Kareem (LB)	50	2004
MERKERSON, Alton (LB)	46	1993-94
METTEN, Greg (DL)		1969
MIKLOS, Joe (LB)	45	2002-03-04-05
MILLER, Ahmad (DL)	44	1999-2000-01
MILLER, Avery (LB)	96/39	1988-89
MILLER, Jimmy (LB)	51	2007-08
MILLER, Marguet (DL)	86	1985-86-87
MILLER, Vic (RB)		1982
MINEO, Sam (TE)	96/89	1995-96-97-98
MINOLETTI, Giovani (DB)	35	1995-96-97
MINOR, Christian (DB)	37	2018-19
MIRICH, Cooper (LB)	57	2018
MITCHELL, Aaron (DB)	48	1977-78
MITCHELL, Cary (LB)		1971-72
MITCHELL, Greg (LB)		1970-71-72-73
MITCHELL, Jay (WR)	13	2014
MITCHELL, Ken (LB)		1970-71
MITCHELL, Sheddric (OL)	79	2002
MOALA, Siosifa (OL)	64	2007-08
MOISEYEV, Mark (OL)	76	1978-79
MONROE, Derrick (DT)	92	1995-96-97-98
MONROE, Stacy (LB)		1990
MONTOYA, Sam (LB)	57	1973-74
MOOG, Aaron (DT)	76	1981-83-84
MOORE, Darall (RB)	35	1975-76-77
MOORE, Jack (LB)	52	1986-87
MOORE, Leon (DL)	98	2002-03-04-05
MORALES, David (LB)	92	1982
MORENO, Jim (OL)	77	1983-84-85-86
MORGAN, Ashton (OL)	73	2018-19
MORGAN, Dick (OL)		1968
MORIARTY, Kellen (DB)	41	2006
MORRISON, Dan (OL)		1970-71
MORRISON, Robbie (OL)	72	1991-93-94-95
MOSES, Kyle (DB)	31	2019
MOSLEY, Tim (DL)	49	2019
MORTON, Michael (RB)	23	1978-79-80-81
MOUTON, Darius (DB)	21	2015-16
MUAVESI, Waisale (OL)	96	2021
MUELLER, Aaron (OL)	54	2004-05-06
MULLANEY, Ryan (LB)	51	1977-78-80
MUNDY, Nehemiah (DB)	25	2007
MURPHY, Conor (DL)	90	2021
MURPHY, Matt (OL)	75	2007-08-09-10
MURPHY, Kejon (RB)	28	1988
MURRY-LAWRENCE, Shaquille (RB)	33	2013-14
MYERS, Bill (LB)	51	1968-69
MYERS, Eric (LB)	67	1986-87
MYLES, Jay'Onn (DB)	1	2015-16

N



NEWTON

NANTKES, Kurt (QB)	7	2001-02-03-04
NAUFAHU, George (RB)	39	2014-15
NEAL, Jamaal (TE)	41	2018-19
NEAL, Nate (DL)	91	2017-18-19-20
NEALE, Alex (OL)	70	2015
NEFF, David (OL)		1968-69-70-71
NELINGER, Gus (LB)	59	1987-88
NELSON, Jamie (WR)	22	1988-89
NELSON, Kyle (DL)		1971-72-73
NELSON, Mike (LB)	99	1978-79

ALL-TIME LETTERMEN



NELSON, Ted (DB)	39	1982-84-85-86
NERO, Bobby (WR)	1	2000-01
NETTLETON, J.T.	20	2015
NEWTON, Steve (LB-DL)	45	1999-2000-01
NICHOLSON, Brian (DL)	92	2003-04
NICHOLSON, Derek (DL)	90	1986-87-88-89
NILES, Bradley (LB)	44	2006-07
NIX, Ron (OL)		1968-69
NIXON, Bill (OL)	53	1980
NOONE, Eric (OL)	60	2013-14-15
NOVESEL, Mark (OL)	70/71	1978-79
NOWDEN, Shannon (DB)	23	2004-05
NUNNELY, Wayne (RB)		1972

O



O'REILLY

O'CALLAGHAN, Mike (DL-OL)	94/70	1975-76
O'DELL, Tyray (OL)	34	2021
OBERG, Andrew (OL)	73	2012-13-14
OBLAD, Kenyon (WB)	7	2019
OEGARD, Don (CB)	9	1989
O'HALLORAN, Kyler	50	2016-17
OILAND, Kjelby (DL)	57	2010
OLIVER, Cameron (CB)	25	2021
OLOGBOSELE, Marquez (OL)	79	1999
OLOTOA, Kue (TE)	81	2021
OLSEN, David (DB)	37	2002-03-04-05
OLSEN, Derek (DB-LB)	38	2000-01-02-03
O'NEIL, Phil (DL)	97	1978-79-80-82
OISHI, Nathaniel (OL)	52/96	2015-16-18-19
OLUWASEUN, Justice (OL)	71	2018-19-20
ONIWOR, Joseph (DL)	99	2002-03
OPERIN, Bill (OL)	58	1985-86-87-88
OPSAI, Dennis (OL)	68	1977-78-79
O'REILLY, Tim (PK)	17	1996-97-98-99
ORICK, Brad (TE)	48	1990
ORME, Brent (TE)		1982
ORNELAS, Mike (DL)		1969
OROKE, Prince (LB)	51	2012-13
ORR, Robert (OL)	56	1984-85-86-87
ORR, Scott (DL)	89	1972-73-74
ORTH, Beau (S)	40	2008-09
OSTERHOUT, Brad (TE)	84	1999-2000-01
OTTO, Mike (LB)	47	1974-75
OUTLAW, Donovan (OL)	65	2017-18
OUTSEY, Jameer (DE)	20	2017-18
OVERAND, Brad (OL)	67	2011-12-13
OWENS, Evan (RB)	29	2017-18
OWENS, LaMar (LB)	13	2000-01

P



PIEFFER

PACHECO, Brian (P)	49	2007
PACHECO, Danny (DL-C)	90/66	1997-98-99
PALANDECH, Kurt (QB)	14	2015-16-17
PALELEI, Lonnie (DL-OG)	54	1991-92
PALEPOI, Anton (DE)	47	2000-01
PALMER, Darren (WR/DB)	86	2017-18
PALMUCCI, Jason (LB)	52	1999
PANIK, Justin (LB)		1992
PANTELS, Evan (P/PK)	30	2016-17-18
PAPPAS, Dave (DL)	97	1988
PAULO, Ronnie (LB)	56	2007-08-09-10
PARKHURST, Scott (DE)	37	2000-01
PARVIN, Brian (P)	17	1991-92
PATTISON, Matt (LB)	34	2005-06
PATTON, Marshall (OL)	72	1979-80
PATTON, Scott (LB)	38/52	1996-97
PAYNE, Phillip (WR)	18/4	2008-09-10-11
PEARCE, Dusty (LB-DE)	50	1998-99
PEEPLER, David (RB)	20	2005-06-07-08
PEKO, Tony (OL)	50	1985-86-87-88
PENNY, Kenny (DB)	17	2011-12-13-14
PEREZ, Jonathan (RB)	34	1991-92-93-94
PEREZ, Jorge (OL)	51	1986-87-88-89
PERKINS, Dyante (FB)	5	2002-03-04
PERKINS, Elexious (LB)	37	2014
PERRY, Alex (CB)	4	2018
PERRY, Damon (DL)	79	1984
PERRY, Tracie (OL)	73	1992-93
PETERSON, Gavin (OL)	67	2015
PETERSON, Todd (DB)	46	1979-80
PFEIFER, Richard (LB)		1969-70
PHEE, Jordan (OL)	57	1976-77-79-80
PHILIPPI, Marc (LB)	7/36	2013-14-16
PHILLIPS, Freddie (DB)	40/21	1986-87-88-89
PHILLIPS, Jake (TE)	46	2012-13-14-15
PHILLIPS, Joe (RB-K)	34	1981-82
PHILLIPS JR., Marcus (WR)	86	2021
PICKENS, Darnell (LB)	97/55	1984-85-86-87
PIEFFER, Dillon (PK)	95	2000-01-02-03
PIERUCCI, Jerald (OL)	64	1995-96-97-98
PIERUCCI, Jerrad (LB)	55	1996-97-98-99
PILAROWSKI, Glenn (OL)	71	1998
PILL, Thor (DL)	94	2007-08
PILLER, Scott (OL)	72/65/61	1981-83-84-85
PLANT, Adam (DL)	7	2020-21
PLANTE, Luke (TE)	90	2008
PLAYER, Tyson (DB)	14	2020-21
PLUMMER, Myles (CB)	14	2018-19
PLUNKETT, Art (OL)	70/79	1977-78-79-80
PLUNKETT, Richie (OL)	79	2007-08
POINTER, Quinton (DB)	18/10	2007-08-09-11
POLLEY, Tom (LB)	90	1983-84
POLU, Justin (OL)	78	2016-17-18-19
POOLE, Wyatt (WR)	87	2000
PORCHIA, Iggy (LB/DL)	26/54	2013-14-15-16
PORTER, Donnell (FS)	42	1992
PORTER, Ira (TE)		1971-72
POSEY, Bittney (LB)	57	1993-94

POWELL, George (DB)		1968-69-70
POWELL, Phillip (RB)	29	1996
PRESLEY, Brandon (WR)	80	2015-16-17-18
PRICE, Andrew (TE)	88	2013-14-15-16
PRICE, Charles (QB)	16	1988-89
PRICE, John (RB)	47	1990-91-92
PRINTUP, Maurice (RB)	21	1984
PROVENSAL, Frank (DL)		1969-70
PRY, Mike (WR)	15	1973-75
PRYOR, Dale (DB)		1980
PURCELL, Bill (WR)	38	1981-82
PURVIS, Deante' (DB-RB)	26	2008-09-10-11
PYLE, Arcee (FS)		1986-87

Q



QUINTON

QUICK, Matt (P)		1982
QUINTON, Dustin (OL)	73	1986-87-88-90

R



ROSE, K.

RANDLEMAN, Calvin (DB)	38	2009-10
RAMIREZ, Greg (DB)	37	1990-91
RAMSEY, Randy (OL)	95	1975
RANDLE, Bradley (RB)	28	2010-11-12
RANDLE, Darrell (TE)	88	1989-90
RATHER, Bob (LB)	43	1977-78
RATHER, Brett (FB)	42	2010
RAY, Matt (QB)	9	1999
REARDON, Keith (PK)	34/11	1979-80
REDDICK, Mike (WR)	42	1987-88
REED, Aaron (WR)	86	2010-12
REED, Chad (QB)	7	1997-98
REED, Chuck (DL)	99	1990-91
REED, Dalton (DB)	27	1983-84
REED, Elroy (TE)		1992
REED, Michael (WR)	12/11	1980-81-83
REED, Phil (DL)	92	1999-2000-01-02
REESE, Courtney (RB)	26	2019-20-21
REEVES, Brian (DB)		1973
REEVES, Rodger (TE)		1969-70
REILY, Mike (OL)	78	1995-96-97-98
REILLY, Sean (QB)	14	2011-12
REINOEHL, Jody (LB)	97/46	1987-88-89-90
RELF, David (WR)	84	2002-03
REYNOLDS, Allyn (QB)	16	1982
REYNOLDS JR., Demario (LB)	40	2005
REYNOLDS, Jackson (OL)	67	2019
REYNOLDS, Jerry (OL)	61	1990-91-92-93
RHABURN, Kevin (DB)	21	1999-2000
RHYNES, Tony (P)	15	1987-88-89
RICE, JR, Jerry (WR)	10	2013

RICE, Robert (DB)	36	1982-83
RICHARDSON, Mark (TE)		1974
RICHMOND, Blake (DB)	2	2014-15
RIGGS, Aveion (LB)	48	1981
RILEY, Daryl (OL)	78	1982
RILEY, JaJa (RB)	2/5	2004-05
RILEY, Karl (DL)	64	1973-74-75-76
RILEY, Tom (DE)	98	1991-92
RILEY, Trent (WR)	82	2014
RIZO, Randy (DL)	63	1974-76-77-78
ROBERTS, Don (LB)	35	1989-90
ROBERTS, Jesse (WR)		1973
ROBERTS, Ty Jason (DB)	38	2017-18
ROBERTSON, C.J. (OL)	61	1988
ROBERTSON, Doug (QB)	7	1978
ROBERTSON, Steve (OL)	65	1980-81
ROBINSON, Dennis (DB)	84/27	1969-70-71-72
ROBINSON, Gerald (DB)	6	1988-89
ROBINSON, Jeriman (WR)	85	2007-08-09
ROBINSON, Marvin (WR-LB)	81/38/29	1992-93-94-95
ROBINSON, Marvin (DB)	14	1993-94
ROBINSON, Seth (DL)	58	2020
RODERICK, Tyrice (DB)	45	1989-90
RODGERS, Yusef (OL)	77	2009-10-11-12
RODRIGUES, Tony (LB)	58	1977-78
RODRIGUEZ, Gerold (WR)	83	2007-08
RODRIGUEZ, Manny (RB)	22	1975-76
RODRIGUEZ, Mike (LB)		1973
ROGERS, Armani (QB)	1	2017-18-19
ROGERS, Julius (DL)	60	1971-72-73-74
ROGERS, Justin (QB)	5	2020-21
ROGERS, Ken (TE)	87	1988-89
ROGERS, Ken (FB)	38	1974-75
ROMINGER, Jacob (LB)	44	2018
ROPER, Doug (OL)	62	1990-91-92-93
ROSE, Devon (LB)	51	1998-2000-01
ROSE, Ken (LB)	17	1982-83
ROTH, Brian (OL)	58	2011-12-13-14
ROUNDTREE, Devin (DB)	38	2006
ROUNDTREE, Ray (DL)	60	1989-90
ROUZARD, Wiselet (DB)	22/46	2006-07-08-09
ROWLAND, Tommy (DL)	77	1968-69-70-71
ROZANSKI, Walt (LB)		1973
RUDOLPH, Jeremi (RB)	7	1999-2000
RUGGEROLI, Chuck (TE)	92	1983
RUGGLES, David (OL)	68	1987-88
RUIZ, Gordon (OL)	59	1984
RUSSELL, Willie (RB)	33	1975
RUSSI, Steve (DB)		1968
RUTLEDGE, Kevin (DB-P)	34	1980-81
RYDALCH, Nate (WR)	81	1999-2000

S



STEICHEN

SAEKS, Doug (OL)	64	2013-14
SAGAPOLU, Kawika (DL)	99	1999
SAGAPOLUTELE, Anthony (DL)	95	2021
SAIGNES, Ed (DB)	16	1981-84-85
SAINT PREUX, Renan (WR)	17	2005-06-07-09
SALAZAR, Joseph (DL)	41	2015
SALDI, Bryce (LB)	54	2008
SALU, Malakai (LB)	43	2019-20-21
SALVESTRIN, John (OL)		1973
SANDERS, J'Ondray (OL)	63	2015-16-17
SANDERS, Quincy (DB)	2	1995-96-97-99
SANDONE, Tony (LB-DL)	58	1974-75
SANDUSKY, Jim (WR)	7	1981
SANITOA, Sonny (DL)	93	2012-13-14-15
SAPHIRE, George (RB)	42	1968-69-70
SATTERFIELD, Dusty (OL)	59	1975-76-77
SAVAGE, Mike (DL-DB)	66/26	1974-76
SAWYER, Talance (TE-DE)	85/9	1995-96-97-98
SAXELID, Kyle (OL)	76	2014-15-16-17
SCHERFF, Cody (TE)	88	2017-18
SCHLAUPITZ, Bill (OL)		1971-72
SCHNABEL, Kurt (TE-WR)	86	1973-74-75-76
SCHREINER, Steve (LB)	56	1981
SCHULZE ZUMKLEY, Hubi (PK)		14/41
2001-04-05		
SCISSUM, Chauncey (S)	21	2017
SCOGGINS, Ron (OL)	73	1983-84-85
SCOGGINS, JR., Ron (OL)	72	2012-13-14
SCOTT, Brennon (LB)	22	2021
SCOTT, Gerald (DL)	75	1976
SCOTT, Jessie (RB)		1968
SCOTT, Tyrone (DB)	24	1991-92-93
SEARS, Bruce (DL)	98	1980-81
SECCOMBE, Matt (LB)	64/57	2004-05-06-07
SEWARD, Adam (LB)	55	2001-02-03-04
SEYMOUR, Javon (RB)	30	1995
SHACKELFORD, Elton (DL)	98	2006-07
SHACKLETON, Dakota (LS)	62	2014-15
SHANKS, Tiger (OL)	70	2020-21
SHERRY, Nick (QB)	3	2012-13-14
SHERWOOD, George (LB)	39	1977-78-79
SHIGEMATSU, Delroy (OL)	73	1977-78-79-80
SHKURENSKY, Mike (DL)	88	1969-70
SHIRLEY, Josh (DL)	91	2014
SILVA, Evan (PK)	56	2021
SILVERMAN, Craig (DL)	91/90	1976-77-78-79
SIMO, Justin (LB)	56	1996-97
SIMIEN, Erik (DE)	91/51	1992-93
SIMMONS, Jimmy (RB)	27	1977
SIMMS, Steve (OL)	78	1983-84-85
SIMPSON, Shannon (DT)	93	1991-92
SIMONTON, Mickey (OL)	52	1977-78
SIMS, Greg (OL)	69	1984-85
SIMS, Scott (QB)	1	1987-88-89
SINGER, Zack (OL)	51	2016-17-18
SKIPWORTH, Shayne (LB)		1970-71
SLACK, Keith (DB)	19	1981-82-83
SLOAN, Sean (OL)	52/70	1980-81-82

SMART, Solomon (DB)	13	2005-06-07
SMALLS, Mike (LB)	48	1991-92
SMELTZER, Toby (DB-WR)	23	1999-2000-01-02
SMITH, A.C. (LB)	25/58	1997-98-99
SMITH, Adonis (RB)	2	2013
SMITH, DeWayne (RB)	29	1984
SMITH, Doug (LB)	40	1975-76-78-79
SMITH, Mac (DL-OL)	96	1996-97
SMITH, Ronnie (RB)	28	2005-06
SNEED, Dalton (QB)	18	2016
SOLORIO, Luis (PK)	13	1989-90
SORENSEN, Trevan (TE)	83	2000-01
SOUZA, Frank (OL)		1971-72
SPARKMAN, Jordan (DL)	85	2011-12-13-14
SPARKS, Roy (PK)		1975
SPEAKS, Jacob (DB)	31	2015
SPEK, Jeff (TE)	93/88	1979-80-81
SPENCER, Greg (LB-OL)	30/62	1975-76-77-78
SPENCER, Taylor (WR)	21	2011-12-13
SPIGNER, Ken (DB)	2	2011
SPINKS, Sylvester (RB)	39	1975-76
STAGGS, Jay (DB)	42	2003-04-05-06
STALLSMITH, Jean-Hans (DL)	93	1996-97
STALLWORTH, Steve (QB)	10	1983-84-85-86
STANTON, Johnny (QB)	4	2016-17
STARBUIRD, Robert (TE)	88	1974-75-77
STARKE, Jim (QB)		1970-71-72
STARKE, Tyrone (LB)	44	1990
STEICHEN, Shane (QB)	9/15	2003-04-05-06
STELLINO, Reeves (LB)	5	1991
STEPHENS, Terrelle (DL)	94	1999
STEVENSON, Mekhi (WR)	2	2016-18-19
STEWART, Dan (DB)	1	1995-96
STEWART, Jeff (OL)	62	1979-81
STOCKHAM, Bob (QB)	11	1992-93
STOLDEN, Irshad (WR)	84	2010
STOTT, Derek (QB)	11	1988-89-90-91
STRAITEN, Aaron (WR)	1	2006-07
STRECKER, Russ (DL)	83	1975-76-77-79
STRONG, Raymond (RB)	21	1976-77
STUBBLEFIELD, Rick (TE)		1996
SUGGS, Anthony (DL)	98	1999-2000
SULLIVAN, Marcus (WR)	18	2010-12-13-14
SUMMERS, Frank (RB)	4	2007-08
SUNIA, James (LB)	43	1998-99-2000
SUTTON, Chameion (DB)	21	2001-02
SWALL, Bill (LB)		1972
SWEENEY, Tom (OL)	64/63	1986-87
SWEENEY, Stephen (WR)	85	2015
SWENSON, Andy (PK)	34	1983

T



TRAMONTANAS

TAFUA, Isaiah (DT)	93	2004-05
TAGOAI, Will (CB)	28/8	2003-05
TANTUM, Ryan (OL)	61	2019
TAUALA, Jeremiah (LB)	37	2015
TAUMUA, Malo (DL)	93	2007-08-09
TAUTOFI, Desmond (DL)	98	2011
TAYLOR, Jon (LB)	48	1984-85
TAYLOR, Larry (DL)	91	1980

TAYLOR, Morris (TE-LB-DE)	86/96	1990-91-92-93
TAYLOR, Ray (WR)	1/82	1982-83-84
TAYLOR, Rod (DB)	42	1983-84-85-86
TEELE, James (DB)	23	1997-98
TEIXEIRA, Andre (DB)	38	1996-97-98
TEJCHMAN, Drew (WR)	11	2017-18-19
TELLIARD, Tim (LB)	41	1980-81
TERRELL, Tony (OL)	70	1999-2000-01-02
TESORO, Sean (OL)	63	2009-10-11
TEVASEU, Martin (DL)	68	2008-09
THAYER, Jim (PK)	3	1972-73-74
THERRELL, John (DB)	15/45	2010-11
THOMAS, George (WR)	3	1984-85-86-87
THOMAS, Jabbar (DB-RB)	30	1992-93-94-95
THOMAS, Jason (QB)	2	2000-01-02
THOMAS, Kevin (CB)	28	1998-99-2000-01
THOMAS, Larry (DB)		1988
THOMAS, Lexington (RB)	3	2015-16-17-18
THOMAS, Mike (RB)	22	1973-74
THOMAS, Reese (LB)	58	1990-91-92
THOMAS, Rico (DB)	26	2007
THOMAS, Terry (OL)	75	1973-74
THOMPSON, Demond (WR)	80/3	1991-92-93
THOMPSON, Hank (LB)	45	1984
THOMPSON, Imari (RB)	30	2009-11-12
THOMPSON, Jim (DB)		1968-69
THORNS, Henry (WR-DB)	28	1979-80
TILLMAN, Ryan (DB)	29	2006-07-08-09
TINOISAMOA, Mike (LB)	59	2003
TOLEDO, Kea (OL)	69	2005-06
TOLIVER, Floyd (WR)		1972
TOMLINSON, Allan (DB)	30	1978-79-81
TOOHEY, Jason (WR)	80/88	1995-96-97
TOOMER, Kyle (RB)	23	1988-89
TORRES, Art (OL)		1969-70
TOWNES, Tiger (DT)	99/56	1992-93
TRAMMELL, Justin (OL)	73	1995
TRAMONTANAS, Peter (TE-C)	89/61	1998-99-2000-01
TRAPPS, Les (OL)	71	1977-78
TRAVERS JR., Robert (DL)	57	2005-06
TRICKEY, Travis (LB)	52	2009-10
TRIGG-WRIGHT, Amani (OL)	60	2019-21
TRIO, Sam (DL)	95	1976
TROSCLAIR, Elijah (WR)	82	2016-18
TROSI, Larry (DB)		1969-71
TROTTER, Channing (RB)	32	2007-08-09-10
TUCKER, Jimmy (WR)	86	1979
TUCKER, Ken (DB)	25	1987
TUCKER, Tyrone (LB)	52	2002
TUILOMA-VA'A, Eric (DB-LB)	13	2010-11-12-13
TUITASI, Tavai (DL)	20	2020-21
TURNAGE, Aldwin (DT)	94	1991-92-93-94
TURNER, Nate (WR)	6	1999-2000
TURNER, Scott (QB)	10/6	2002-03
TYLER, P.J. (LB)		1994

U



UMUOLO

UASIKE, Kolo (DL)	94	2017-18-19-20-21
UMUOLO, Reggie (LB)	49	2010

V



VEREEN

VACCARO, Steve (LB)	48	2003
VAEFAGA, Sao (DL)	64	1977-78
VAESAU, Sivea (DL)	48	2013-14
VALLER, Ron (OL)	64	1982
VALLINE, Jim (DL)	68	1968-69
VALMORE, Mark (RB)	26	1992-93-94-95
VALOAGA, Jeremiah (DL)	94	2012-13-15-16
VAN HORNE, Rick (DB)	9	1982-83
VAN HOUTEN, Gary (QB)	16	1974-75-76
VAN NESS, Greg (QB)	15	1977
VAN OVER, Jamie (LB)	51	2005
VANNUCCI, Anthony (RB)		1989
VARGAS, Mark (DL)	93	1975
VARGAS, Pete (OL)	53	1982
VARON, George (LB)	45	1986-87
VAUGHAN, Jason (QB)	10	1999-2000
VEA, George (LB)	53	2006
VEA, William (FB)	37	2011-12
VEA, Peni (DB)	42	2012-13-14-15
VEREEN, Henry (RB-WR)	34	1975-76-77-78
VICTOR, Mychal (DB)	33	2021
VIDAL, Anthony (TE)	88	2010-11
VIÑAL, Matt (DB)	20	2013-14
VIRAMONTES, Vic (LB)	10	2019-20-21
VITALE, Tumua (DB)		1998

W



WHITMORE

WADE, Dan (OL)		1973
WADE, Fred (LB)	38	1985
WAGERS, Shane (OL)	75	1999-2000-01
WALDEN JR., Davone (DB)	37	2021
WALKER, Leon (RB)	21	1978-79
WALKER, Marc (DB)	14	1988-89
WALKER, Mike (LB)	66/49	1980-82
WALKER, Rashad (RB)	34	2018
WALKER, Tyrone (LB)	33	1984-85
WALLS, LaKeith	20	2013-14-15-16
WALLACE, Genet (QB)	15/16	1982-83
WALRATH, Preston (OL)	68/65	1989-90

ALL-TIME LETTERMEN



WALSH, Biaggio Ali (RB)	29	2019
WALSH, Gentry (LB)	55	1982-83-84-85
WALTERS, Ray (DB-RB)	20	1988-89-90-91
WARE, Johnny (RB)		1978
WARE, Len (WR)	3	1996-97-98-99
WASHINGTON, Calvin (DB)		1971
WASHINGTON, Garey (RB)		1970-71
WASHINGTON, Jan (DB)	35	1983-84
WASHINGTON, Keith (LB-DE)	39/56	1991-92-93-94
WATERMAN, Robert (OL)	79	2011-12-13-14
WATKINS, Bruce (OL)	76	1974-75
WATKINS, Kyle (TE)	44	2009-10-11
WATSON, Adrian (DE)	99	2000-01
WATSON, Donnis (DB)	21	1974-75
WATSON, Kyle (PK-P)	37	2007-08-09
WATTERSON, Shane (OL)	71	2009
WATTS, Isaac (DL)	90	2004-05
WEBSTER, Jermaine (DB)	23	1992-94-95-96
WEDERQUIST, Nate (DB)	19	2004-05
WEISBARTH, Brian (DL)	90	1981
WELCH, Robert (TE)	85	1988-89
WELDING, Pat (DB)		1971
WELTER, Ryan (LB)	53	2004
WENIGER, Justin (LB)	97	2000-01
WESLEY, Malik (WR)	83	2019
WESLEY, Narcus (CB)	25	2005
WHEATON, Donell (WR)	81/9	2003-04-05
WHITE, Anthony (LB)	41	2007
WHITE, Anthony (LB)	46	2010
WHITE, Chris (DT)		1993
WHITE, David (QB-TE)	10	1993-94-95
WHITE, Javin	16	2016-17-18-19
WHITE, Malcolm (LB)	44	1986-87
WHITE, Mike (WR/RB)	21	1993
WHITE, Thumper (DB)		1979
WHITELY, Keith (RB)	28	2013-14-15
WHITEMAINE, Mike (DE)	87/81	1972-73-74-75
WHITMORE, Dennis (OL)	75	1993-94-95-96
WHITTAM, Adam (LB)	49	1984
WIDDERS, Daniel (DL)	91	2004
WIDE, Eddie (RB)	34	1986
WILBORN, Kylan (LB)	8	2021
WILEY, Charles (LB)	80	1983-84-85-86
WILLIAMS, Allen (OL)	62	1999
WILLIAMS, Alphonso (LB)	32/66	1976-77-78-79
WILLIAMS, Anthony (WR)	6	2012-13-14-15
WILLIAMS, Charles (RB)	8	2016-18-19-20-21
WILLIAMS, Damon (WR)	8	1995-96-97-98
WILLIAMS, Darran (RB)	34	2019
WILLIAMS, Elex (DB)	40	1981-82
WILLIAMS, George (WR)	14/3	1985-86
WILLIAMS, Jamie (WR)	80	1987-88
WILLIAMS, Jonavaughn (DB)	31	2013-14
WILLIAMS, Keith (LB)	48	1986-88
WILLIAMS, Kyle (WR)	1	2020-21
WILLIAMS, Matt (OL)	71	2002-03
WILLIAMS, Mike (OL)	79	1996
WILLIAMS, Myron (OL)	72	1989-90
WILLIAMS, Nohl (CB)	2	2021
WILLIAMS, Tony (DB)	25	1977
WILLIAMS, Reggie (LB)	58	1981
WILLIAMS, Richard (QB)	10	1987-88
WILLIAMS, Shelvion (WR)	83	2003-04-05
WILLIAMS, Trent (DB)	43	2003
WILLIS, Brandon (DL)	92	2014
WILLIS, Greg (DL)	65	1974-75
WILLS, Matt (RB)	32	1991

WILLS, Rickie (WR)	3	1988-89
WILSON, Fred (DB)	24	2012-13-14-15
WILSON, George (OT)	74	1992
WILSON, Shanga (LB)	36	2000-01
WILSON, Shannon (RB)	38	1991-92-95
WILY, Salanoa-Alo (DL)	92/42	2015-16-17-18
WINDMON, Jacoby (DL, LB)	35/4	2019-20-21
WISE, Doc (LB-DL)	93	1986-87-88-89
WOFFORD, James (RB)	33	1997-98-99-2000
WOLFE, Ryan (WR)	88	2006-07-08-09
WOODLY, David (WR)		1970
WOODS JR., Darren (WR)	10	2016-17-18-19
WOODS, Darnell (WR)	81	1985-86
WOODS, Elbert "Ickey" (RB)	30	1984-85-86-87
WORTHEN, Rusty (LB)	50	2007-08
WORTHEN, Ryan (FB)	46	2005-06-07-08
WREN, Autney (DB)	19/7	1984-85-86-87
WREN, Thomas (OL)	72	2010
WRIGHT, Eric (DB)	21	2006
WRIGHT, Larry (DB)		1971-72
WRIGHT, Lee (LB)		1968
WYNN, Jamal (DB)	36/19	1999-2000-01-02

Y



YOUNG, T.


YI, Champ (LB)	96	1998
YOUNG, Bruce		1968
YOUNG, Clint (WR)		1982
YOUNG, Renard (DB)	37	1983
YOUNG, Terrence (LB)	58	2001-02-03-04
YUNKER, Logan (P)	45	2013-14-15

Z



ZACZEK

ZACHARIA, Joe (LB)	38	1989-90
ZACZEK, Jon (C)	67	1994-95-96-97
ZAHER, Jack (LB)	37	1974
ZEIGLER, Warren (DB)	21	2009
ZEON II, Shelton (TE)	88	2019
ZACHARIA, Joe (LB)	38	1989-90
ZACZEK, Jon (C)	67	1994-95-96-97
ZAHER, Jack (LB)	37	1974
ZEIGLER, Warren (DB)	21	2009
ZEON II, Shelton (TE)	88	2019-21
ZEPEDA, Antonio (DL)	49/87	2014-15-16
ZISMANN, Doug (OL)	64	2009-10-11-12



Sam Boyd Stadium served as home to the Rebels from 1971 to 2019.

NAME (Alma Mater, Graduation Year) POSITION(S) YEAR(S)



ABAJIAN
1979-81

-A-

ABAJIAN, Rich (UNR, 1975)	DB	1979-81
ALCALDE, Vince (Boise State, 1989)	OC/QB	2002-03
ALEXANDER, DelVaughn (USC, 1995)	WR/QB	1998, 2000-02
ANAE, Robert (BYU, 1986)	OL	1997-98
ANDERSON, Jim (U.S. International, 1970)	RB	1974-75
ASHCRAFT, Austin (Humboldt State, 2016)	GA	2021-SA
AULT, Chris (UNR, 1968)	DB/WR	1973-74

-B-

BABERS, Dino (Hawaii, 1983)	RB/ST	1988-89
BAER, Kent (Utah State, 1973)	DC/LB	2015-17
BARBER, Kurt (USC, 1992)	LB/ST/DL	2005-07
BARNSON, Roger (Arizona State, 1961)	DB	1968-72
BARRY, Joe (Southern California, 1993)	LB	1999
BAUMGARTNER, Scott (Pacific, 1988)	RBs	2020-SA
BAYNE, Bruce (UNLV, 1979)	GA	1983
BEHRNS, Pat (Dakota State, 1972)	OC/QB	1992-93
BELL, Rex (UNR, 1963)	DL	1978-82
BELL, Rodney (CS Fullerton, 1980)	OC/OL	1987-89
BENDER, Mike (Arkansas, 1969)	OL	1992-93
BERNARDI, Gary (CS Northridge, 1976)	TE/OT	2005-09
BERRY, Todd (Tulsa, 1983)	OC/QB	2007-09
BORAS, Rob (DePauw, 1992)	OC/OL	1999-03
BRADESON, Mike (Boise State, 1981)	DC/DB/RC/LB	1996-09
BRAY, Craig (UNLV, 1975)	WR	1975
BRIGGS, Bill (Oregon, 1977)	LB	1982
BRINDISE, Noah (Florida, 1997)	OC/QB	2005-06
BROOKS, Rhett (Murray State, 2009)	GA	2009-11
BROWN, James (Oregon, 2018)	GA	2021-SA
BROWN, Eric (Fresno State, 2010)	OLB	2018-19
BRUNO, Michael (Saint Lawrence, 2009)	ILB	2022-SA
BUFF, Haskel Gray (Southern Utah, 1991)	GA	1993-94
BURATTO, Steve (Idaho, 1966)	DC	1976-79
BURKETT, Travis (St. Mary's, 2002)	RB/ST	2017-19
BYERS, Dan (Stanford, 1993)	GA	1995-96
BYWATERS, Clayton (Springfield College, 1955)	ST	1973-75



COTTLE
1984-1993

-C-

CABLE, Tom (Idaho)	OL	1991
CAMINITI, Chris (Southern Conn. St., 1992)	GA	2000
CARDER, Doug (UNR, 1966)	DL/LB	1968-76
CHRISTIAN, Jamie (Central Washington, 1999)	RB	2015-16
CHURA, John (Purdue, 1965)	WR	1973-74
CINKOVICH, Kris (Carroll College, 1984)	WR	2004-09
CISKOWSKI, Tom (Cameron, 1977)	OL	1988-89
COOPER, Ron (Jacksonville State)	DC	1990
CORMIER, Cedrick (Colorado, 2002)	WR	2010-19
COSH, Chris (Virginia Tech)	LB	1990
COTTLE, Terry (St. Mary's, 1980)	TE/RB/RC/QB/WR	1984-93
COTTON, Barney (Nebraska, 1983)	OC/TE	2015-SA
COTTON, Ben (Nebraska, 2012)	GA	2015-16
COX, C.J. (UNLV, 2012)	GA	2013-14
CRUICKSHANK, Tom (Utah State, 1966)	DC/DB	1976-81

-D-

DAHLQUIST, Gene (Arizona, 1965)	OC/QB	1999
DALLIMORE, Fred (UNR, 1966)	GA	1969-71
DAMERON, Kim (Arkansas, 1983)	DB	1992
DANIEL, Bill (UNR, 1963)	OL	1968-71
DASTE, Dominic (Washington, 2001)	RB	2010-14
DAVIS, Reggie (Washington, 1998)	RB	2005-07
DeLUCA, Joe (Montana, 1955)	DL/ST/LB/RC	1986-89
DEWS, Tony (Liberty, 1997)	LB	2006
DOLEZAL, Gib (Panhandle State, 1972)	GA	1973
DREVNO, Tim (Montana State, 1992)	RB	1998
DUNCAN, Spencer (Alabama, 2015)	GA	2021-SA

-E-

EDWARDS, Earl (Wichita State)	DL	1981
EGGEN, Stan (Moorhead State, 1977)	LB/DE/DC	1991-92, 1994-95
EMBREE, Taylor (UCLA, 2011)	GA	2013
EMPEY, Mike (BYU, 1995)	TE	1997-98
ESPINOZA, Eric (Southern California, 1998)	GA	2001

-F-

FERRILL, Carl (New Mexico Highlands, 1969)	OC/RC/DB/QB	1984-87
FERRITER, Mike (Montana, 2009)	GA	2010-12
FIFITA, Ofa (Sacramento State, 2015)	GA	2019-SA
FILAN, Doug (Idaho)	WR	1979-81
FILIMOEAU, Bojaj (Utah State, 2012)	DL	2022-SA

-G-

GALLIA, Joe (UNLV, 1973)	ST (VOL)	1982
GARCIA, Cristian (Florida, 2017)	GA	2018-SA
GARRISON, John (Nebraska, 2003)	OL	2015-17
GERMER, Chad (Montana, 1993)	OL	2010-14
GILBERT, O'Neill (Texas A&M, 1989)	LB/DL	1992-94
GRAY, Michael (Oregon, 1984)	DL	2010-14
GREEN, Cody (Tulsa, 2012)	GA	2015-17
GREGORAK, Ty (Colorado, 2001)	LB	2010
GRZYBOWSKI, Ron (North Carolina)	GA	1971-72
GUSTAFSON, Ron (Eastern Illinois, 1972)	WR	1975
GUY, Brent (Oklahoma State, 1983)	LB	2010

-H-

HAFFNER, George (McNeese State, 1967)	RB	1993
HAGEN, Steve (Cal Lutheran, 1983)	OC/WR/QB	1991-92, 1994-95
HANSEN, Peter (Arizona, 2001)	DC	2020-21
HARVEY, Nick (Texas A&M, 2018)	GA	2021
HAUCK, Tim (Montana, 1990)	DC/CB	2013-14
HAYWARD, Chris (UNLV, 2002)	GA	2002-03
HEDRICK, Harry (Cal Lutheran, 1978)	WR	1982
HEYWARD, Keith (Oregon State, 2000)	DC/CB	2022-SA
HILL, Pat (UC Riverside, 1974)	OC/OL	1981-82
HIMEBAUGH, Jonathan (USC, 1997)	GA/OL	2000-01, 2004
HOFFMAN, Brad (Cal Lutheran, 1978)	K	1985-89
HOLT, Nick (Pacific, 1985)	LB	1988-89
HOLZ, Nick (Colorado, 2006)	OC/QB	2022-SA
HOOVER, Dave (CS Los Angeles)	OL	1983-86
HORTON, Jeff (UNR, 1981)	RB	1990-91
HUBBARD, Joe (UC San Diego, 1982)	RC/OFF	1999-01
HUNDLEY, Tim (Western Oregon State, 1974)	ILB	2012-14

-I-

IRVIN, Matt (Oregon State, 1992)	GA	1997-98
IRVIN, Steve (UNLV, 1999)	LB	2018-19

-J-

JACKSON, John (New York, 1956)	OC/RB	1999-2004
JASTRAB, Bob (Miami-Fla.)	GA	1993-94
JENNINGS, Clay (North Texas, 1997)	CB	2021
JOHNS, Steve (Occidental, 1991)	GA/LB	1999-2004
JOHNSON, Doug (Nebraska)	LB/DL	1976-80
JUSTICE, Garin (West Virginia, 2006)	OL	2018-19

-K-

KADOICHI, Steve (UCLA, 1974)	WR/RC/DB	1984-88
KARMELOWICZ, Bob (Bridgeport, 1972)	DL	1982
KAUHAHAHA, Chad (Utah, 1995)	DL	2020-21
KEENAN, Larry (LaVerne, 1967)	OC/QB/RB	1973-75
KENNEDY, Don (UNLV)	GA	1972
KETTELA, Pete (UC Riverside, 1961)	WR	1989
KRAUSE, Johnathan (Vanderbilt, 2014)	WR	2021-SA
KREITLER, Will (UNLV, 2017)	GA	2018-19



LINEHAN
1991

-L-

LAMB, Barry (Oregon, 1978)	LB/DB	1982-85
LaRUSSA, Andy (Southern Utah, 2002)	GA/SST	2007-08, 2015-17
LATHROP, Kit (Arizona State, 1978)	DL	1982
LEACH, Steve (Troy State, 1992)	WR/DB	1999-02
LEES, Greg (Northwest Missouri State, 1982)	LB/RC	1994-96
LINEHAN, Scott (Idaho, 1986)	QB	1991
LOCKWOOD, David (West Virginia, 1989)	CB	2017
LOMBARDI, Mike (Hofstra, 1981)	RC	1982-83
LONGSHORE, Nate (Cal, 2006)	TE	2021-SA
LOVETT, John (C.W. Post, 1973)	DB	1993
LOWRY, John (Northern Arizona, 1956)	OL	1978-81

-M-

MADISON, Dave (Bluefield State, 1964)	GA	1973
MAGAZU, Damon (Easter Carolina, 2013)	S	2020-SA
MAGBANUA, Phil (UC Santa Barbara, 2000)	GA	2004
MASON, Darryl (Arkansas, 1982)	TE	1993
MATTHEWS, Mickey (Montana State)	GA	1970-71
McDANIEL, Al (UNR)	RB	1971-72
McGEE, Garrick (Oklahoma, 1996)	WR	2005
McGUFFEY, Marty (Northern Colorado)	DL	1973
McINERNEY, Jeff (Slippery Rock, 1982)	DC	1999
McMAHON, Greg (Eastern Illinois)	TE	1990-91
McNEILL, Ruffin (East Carolina, 1980)	DC/LB	1997-98
MIMS, Ron (Washington State, 1973)	DB	1982-83
METZ, Brian (Notre Dame, 2013)	GA	2019-SA
MOHNS, Greg (Baker University, 1971)	RC	1982
MONTGOMERY, John (Oklahoma State, 1977)	RB	1987
MURPHY, Greg (Pacific, 1985)	GA	1987
Murray, Tynan (Western Illinois, 2013)	GA	2016
MYERS, Brent (Eastern Washington, 1982)	OC/TE	2010-14

-N-

NIUMATALOLO, Ken (Hawaii, 1989)	TE	1999-01
NORCROSS, Cameron (UNR)	OL	2020-SA
NORDQUIST, Tom (Oregon State, 1993)	TE/RB/OT/WR	1994-97
NUNNELY, Wayne (UNLV, 1975)	RB	1982-85

-O-

O'BRIEN, Scott (Wisconsin-Superior, 1982)	LB	1983-85
O'DELL, Ron (Chico State, 2001)	QB	2015-19
ORLOFF, David (Fresno State, 2015)	GA	2015-17
OTTON, Brad (USC, 1997)	QB	2004
OWENS, Bob (Fresno State, 1959)	DC/LB/K	1982-84

-P-

PAGANO, Chuck (Wyoming, 1984)	DC/DB	1990-91
PAOPOA, Jordan (San Diego, 2008)	TE/ST	2020-SA
PAPALII, Sam (San Jose State, 1979)	DL	1997-98
PATTERSON, Andre (Montana, 1983)	DL	2008-09
PAULSON, Kraig (Montana, 1987)	DC/DE/OLB	2010-14
PELTZER, Pete (Pittsburgh State, 1976)	OL	1990
PHENICIE, Rob (Memphis, 1989)	OC/QB	2010-14
PODEWELL, Jim (Chico State, 1994)	GA	1997-98
POPE, Kenith (Oklahoma, 1976)	RB	2008
PRESTON, Buzz (Hawaii, 1982)	OC	1998
PRICE, Bob (Cal Poly Pomona, 1978)	DC/LB/ST/DB	1986-89

ALL-TIME ASSISTANTS



-R-

RANDALL, Johnathan (Rocky Mountain College)	GA	1987
REA, Donnie (San Diego State, 1972)	DE	1993
READOUT, Ralph (Ohio, 1953)	DB	1973
REGULA, Ronnie (Miami, 2015)	GA/TEs	2017-19
REYES, Gil (UC Santa Barbara, 1973)	TE	1987-89
RIDER, Mike (Montana State, 2012)	GA	2012-13
RITA, Adam (Boise State, 1970)	WR	1976-78
ROBINSON, David (Long Beach State, 1987)	TE	2002-04
ROGGEMAN, Rock (Notre Dame, 1985)	DL	1990-92
ROMERO, Randy (Sacramento State, 1979)	GA	1984-85
ROSENBAUM, Timm (Washington State, 1985)	OC/QB	2013-14
ROSS, Robin (Washington State, 1977)	LB	2011

-S-

SAMUEL, Terrance (Purdue, 1995)	WRs	2020-SA
SAMUEL, Tony (Nebraska, 1981)	DL	2016-19
SANFORD, Mike (Boise State, 2005)	GA	2005-06
SAUNDERS, Joe (UNR, 1982)	RB/ST	1994-96
SCHUHMAN, Scott (Tulsa, 1966)	DL	1975-80
SEJMALO, Joe (Hawaii, 1995)	OL	2015
SEWARD, Tom (Eastern Illinois, 1979)	OL/DL	1986-89
SHARRAR, Ken (Long Beach State, 1984)	DL	2005
SHEALY, Vic (Richmond, 1984)	DC/S	2005-08
SHIVERS, Roy (Utah State, 1974)	RB	1976-81



SNYDER
2003-04

SIDWELL, Steve (Colorado)	DC/DE/LB	1974-75
SIMMONS, Al (CSU Hayward, 1987)	S	2018-19
SKIPPER, Tim (Fresno State, 2011)	DC	2018-19
SMELTZER, Ron (Westchester State, 1967)	OL	1971-72
SMITH, DeAndre (Missouri State, 1990)	RB	2009
SMITHTON, Drake (Emporia State, 2016)	GA	2018
SNYDER, Bruce (Oregon, 1963)	TE/HB	2003-04
SPURLOCK, James (Tarleton State, 1986)	DL	1995-96
SQUIRES, Scott (Pacific Lutheran, 1988)	WR	1990, 1995
STAGGS, Jay (UNLV, 2007)	GA	2012-14
STEICHEN, Shane (UNLV, 2007)	GA	2008-09
STEPHENS, Gary (College of Idaho, 1976)	GA	1986-87
STEWART, Randy (Boise State, 1981)	DB	1994-96
STUBBS, Charlie (BYU, 1978)	OC/QB	1996-97
STUGART, Jed (Northern Colorado, 1994)	LB	2009-11

-T-

TANARA, Al (Tennessee, 1966)	OC/OL	1982-85
THERRELL, Dennis (Tennessee Tech 1978)	LB	2007-09
THOMAS, Glenn (Texas Tech, 1998)	OC	2020-21
THOMPSON, Kenwick (Harding, 1992)	LBs	2020-SA
THOMPSON, Jim (UNLV)	GA	1971
TOMLICH, Larry (Bethany College, 1984)	RC	1992
TORRES, Art (UNLV)	GA	1972

-U-

UPERESA, Keith (BYU, 1984)

VALENTIN, Anthony (UNR, 1995)	GA	1995-96
VERBLE, Adam (Loras, 1997)	GA	2002-03

-V-

VALENTIN, Anthony (UNR, 1995)	GA	1995-96
VERBLE, Adam (Loras, 1997)	GA	2002-03

-W-

WAGNER, Denny (Utah, 1979)	OL	1982
WALLACE, Genet (UNLV, 1986)	GA	1985-86
WATSON, Tre (Washington, 2014)	CBs	2020-SA
WATTS, Ricky (Tulsa, 1978)	LB/WR	1991-93
WEBER, Mark (Cal Lutheran, 1980)	OL	1994-96
WEDERQUIST, Craig (Drake, 1984)	DL	2000-04
WEEMS, Don (Long Beach State)	DC/LB/DL	1983-87
WHERRITT, Kirk (Wisconsin-Milwaukee, 2004)	GA	2005-07
WHITE, Brian (Harvard, 1986)	QB/RB/WR	1990-92, 1994
WHITE, Chris (Colby College, 1990)	LB/ST	1997-98
WHITSITT, Randy (CS Northridge, 1973)	QB/WR	1982-86
WILLIAMS, J.D. (Fresno State, 1990)	DC/DB/CB	2010-12, 2015-16
WOMMACK, Dave (Missouri Southern St., 1978)	DC/LB	1992-93
WOODLIEF, Doug (Memphis State)	LB	1981
WOODS, T.J. (Azusa Pacific, 2002)	OL	2021-SA

-Y-

YARBER, Eric (Idaho, 1995)	WR	1997
----------------------------	----	------

-Z-

ZIMMER, Vince (Wyoming, 1964)	DC	1973
-------------------------------	----	------

HEAD STRENGTH COACHES

AUSTIN, Dan (Newberry College, 1981)	1991-92
BELTON, Keith (Syracuse, 2003)	2015-16
FYLE, Matthew (North Georgia, 2016)	2020-SA
GERBER, Mike (Maine, 1981)	2010-13
GRIECO, John (Florida, 1995)	2006-09
HOHN, Eric (Oregon, 1982)	2014
MANUEL, Sean (Columbia College, 1997)	2017-19
PHILIPPI, Mark (Montana Tech, 1986)	1993-05
REYES, Gil (UC Santa Barbara, 1973)	1987-90
WILSON, Tim (Nebraska, 1981)	1982-86

HEAD EQUIPMENT MANAGERS

BROWNING, Floyd	1974-79
CHIN, Larry	1980-82
CHURA, John (Purdue, 1965)	1973
DALLIMORE, Fred (UNR, 1966)	1971-72
HEWITT, Josh (Avila University, 2012)	2020-21
O'NEIL, Dave	1983
PUCCIARELLI, Paul (Citrus CC, 1972)	1988-2015
RUTLEDGE, Rocky (TCU, 1998)	2016-19
VALENZUELA, Pete (Arizona State, 1950)	1984-87

HEAD ATHLETIC TRAINERS

AVILA, Eric (Slippery Rock, 2010)	2020-SA
KOCHER, Tom	1982
KOLOSKE, Jerry (West Virginia, 1980)	1983-91
POINDEXTER, Rod (North Carolina St., 1971)	1971-77
RUDD, Dale (CS Northridge, 1976)	1979-81
RYAN, Dennis (New Mexico State, 1974)	1978
TOBLER, R.E. "Doc"	1968-70
WILSON, Kyle (West Virginia, 1982)	1992-2019

FOOTBALL SPORTS INFO. DIRECTORS

ASCHENBRENNER, Joyce (West Virginia, 1975)	1983-89
BENNETT, Bill (Nebraska, 1974)	1982
BETTERTON, Steu	1969-71
CLARK, Dominic (Nevada, Reno, 1971)	1972-80
HAWK, Joe (UNLV, 1978)	1990-91
SHEPPARD, Tommy (New Mexico State, 1991)	1992-93
WALLINGTON, Mark (Florida, 1993)	1994-SA



1974 Staff




1982 Staff

DC=Defensive Coordinator
OC=Offensive Coordinator
ST=Special Teams
RC=Recruiting Coordinator
GA=Graduate Assistant

UNLV PLAYERS SELECTED IN THE NATIONAL FOOTBALL LEAGUE DRAFT

YEAR	PLAYER, POSITION	TEAM	ROUND	CHOSEN WITH
2010	Joe Hawley, OL	Atlanta Falcons	4th Round	117th pick
2009	Frank Summers, RB	Pittsburgh Steelers	5th Round	169th pick
2008	Beau Bell, LB	Cleveland Browns	4th Round	104th pick
2007	Eric Wright, DB	Cleveland Browns	2nd Round	53rd pick
2005	Adam Seward, LB	Carolina Panthers	5th Round	149th pick
	Ryan Claridge, LB	New England Patriots	5th Round	170th pick
2004	Dominic Furio, C	Philadelphia Eagles	7th Round	243rd pick
2002	Anton Palepoi, DE	Seattle Seahawks	2nd Round	60th pick
	Sam Brandon, FS	Denver Broncos	4th Round	131st pick
	Kevin Thomas, CB	Buffalo Bills	6th Round	176th pick
	Ahmad Miller, DL	Houston Texans	7th Round	261st pick
2000	Quincy Sanders, DB	Washington Redskins	5th Round	155th pick
1999	Talance Sawyer, DE	Minnesota Vikings	6th Round	185th pick
1995	Henry Bailey, WR	Pittsburgh Steelers	7th Round	235th pick
1994	Jerry Reynolds, OL	Cincinnati Bengals	6th Round	184th pick
1993	Lonnie Palelei, OL	Pittsburgh Steelers	5th Round	135th pick
1991	Keenan McCardell, WR	Washington Redskins	12th Round	326th pick
1990	Don Odegard, DB	Cincinnati Bengals	6th Round	150th pick
1988	Ickey Woods, RB	Cincinnati Bengals	2nd Round	31st pick
	Charles Dimry, DB	Atlanta Falcons	5th Round	110th pick
	George Thomas, WR	Atlanta Falcons	6th Round	138th pick
1985	Randall Cunningham, QB	Philadelphia Eagles	2nd Round	37th pick
	Tom Polley, DL	Philadelphia Eagles	8th Round	205th pick
1984	Kirk Dodge, LB	Atlanta Falcons	7th Round	175th pick
1982	Todd Liebenstein, DE	Washington Redskins	4th Round	99th pick
	John Higgins, DB	New York Giants	9th Round	240th pick
	Michael Morton, WR	Tampa Bay Buccaneers	12th Round	325th pick
1981	Sam Greene, WR	Miami Dolphins	4th Round	84th pick
	Art Plunkett, OL	Los Angeles Rams	8th Round	216th pick
	Admiral Dewey Larry, DB	New York Jets	9th Round	225th pick
1980	Ron Crews, DE	Cleveland Browns	4th Round	99th pick
	Bob Batton, RB	New York Jets	7th Round	178th pick
	Brett Davis, RB	Tampa Bay Buccaneers	10th Round	275th pick
1979	Aaron Mitchell, DB	Dallas Cowboys	2nd Round	55th pick
	Cleveland Jackson, TE	New York Giants	5th Round	117th pick
	Henry Vereen, WR	Tampa Bay Buccaneers	9th Round	225th pick
1978	Ray Strong, RB	Atlanta Falcons	10th Round	263th pick
1977	Glenn Carano, QB	Dallas Cowboys	2nd Round	54th pick
	Reggie Haynes, TE	Washington Redskins	7th Round	189th pick
	Blanchard Carter, OL	Baltimore Colts	7th Round	193rd pick
1976	Joe Ingersoll, G	Miami Dolphins	7th Round	185th pick
1975	Mike Thomas, RB	Washington Redskins	5th Round	108th pick
	Steve Haggerty, WR	Denver Broncos	10th Round	251st pick
1972	Nathaniel Hawkins, WR	Pittsburgh Steelers	16th Round	403rd pick



Eight-year veteran Joe Hawley was drafted higher than any offensive lineman in UNLV history.

Javin White went from the hometown Raiders to the Jets.



Torry McTyer followed his father, Tim, to the NFL.

REBELS IN THE PROS




2002 second-rounder Anton Palepoi suited up for four NFL teams.



Sam Brandon was a part-time starter in Denver.






Beau Bell was Cleveland's top pick in 2008.




Eric Wright announced his retirement from the NFL in 2014 after seven seasons.



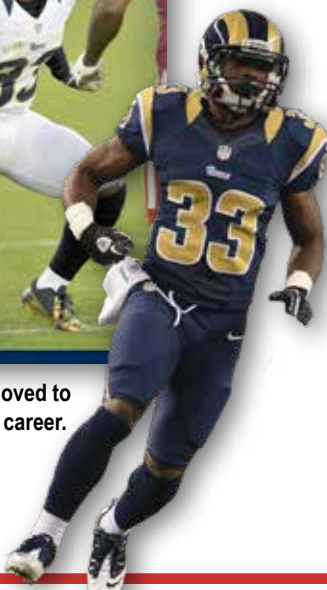
Keenan McCardell, a 12th-round pick, scored two TDs in Super Bowl XXXVII.



Ickey Woods remains the highest NFL draft pick in Rebel history.



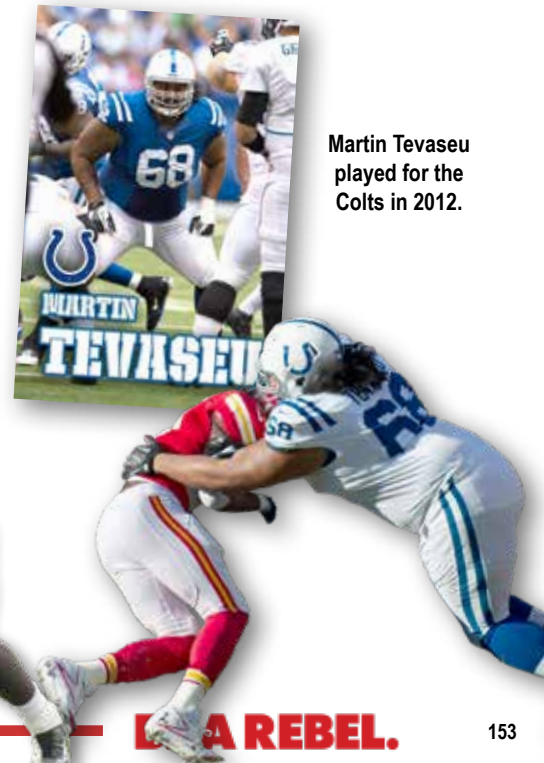
DB Quinton Pointer moved to the CFL after his NFL career.



TE Greg Estandia played for both Cleveland and Jacksonville.




Martin Tevaseu played for the Colts in 2012.






Keith Washington helped the Ravens win a world championship in 2000.



K. Thomas



Summers




Bailey


NFL

(Current Team in **BOLD CAPS**)


- Isaako Aitui – Miami Dolphins, New York Jets
- Harvey Allen – Seattle Seahawks
- K.C. Asiodu – New Orleans Saints, St. Louis Rams
- Johan Asiatu – Chicago Bears
- Henry Bailey – Pittsburgh Steelers, New York Jets, Buffalo Bills
- Dean Barnett – Denver Broncos
- Bobby Batton – New York Jets
- Beau Bell – Cleveland Browns
- Anthony Blue – Seattle Seahawks
- Brett Boyko – San Diego Chargers, Philadelphia Eagles
- Sam Brandon – Denver Broncos
- Byron Brown – Kansas City Chiefs
- Glenn Carano – Dallas Cowboys
- Artis Carhee – Philadelphia Eagles
- Blanchard Carter – Tampa Bay Buccaneers, Philadelphia Eagles
- Mel Carver – Indianapolis Colts, Tampa Bay Buccaneers
- Ryan Claridge – New England Patriots
- David Clarke – Washington Redskins
- Ron Crews – Cleveland Browns
- Larry Croom – San Diego Chargers, Detroit Lions, Arizona Cardinals
- Ray Crouse – Green Bay Packers
- Randall Cunningham – Baltimore Ravens, Dallas Cowboys, Minnesota Vikings, Philadelphia Eagles
- Charles Dimry – San Diego Chargers, Tampa Bay Buccaneers, Denver Broncos, Atlanta Falcons, Philadelphia Eagles
- Kirk Dodge – Detroit Lions, Houston Oilers, Denver Broncos
- Doug Eischer – Kansas City Chiefs
- Rod Emery – Los Angeles Rams
- Greg Estandia – Cleveland Browns, Jacksonville Jaguars
- Dominic Furio – Philadelphia Eagles
- Tony Gladney – San Francisco 49ers
- Leo Gray – Oakland Raiders
- Nathaniel Hawkins – Houston Oilers, Pittsburgh Steelers
- Joe Hawley – Tampa Bay Buccaneers, Atlanta Falcons
- Reggie Haynes – Washington Redskins, San Diego Chargers
- Wymon Henderson – St. Louis Rams, Denver Broncos, Minnesota Vikings
- John Higgins – New York Giants
- David Hollis – Seattle Seahawks, Kansas City Chiefs
- Alvin Horn – Kansas City Chiefs, Cleveland Browns
- Bob Hulberg – Kansas City Chiefs
- Cleveland Jackson – New York Giants
- Robert Jackson - BALTIMORE RAVENS, Las Vegas Raiders, Cleveland Browns, Indianapolis Colts**




Claridge



Carano



A. Mitchell



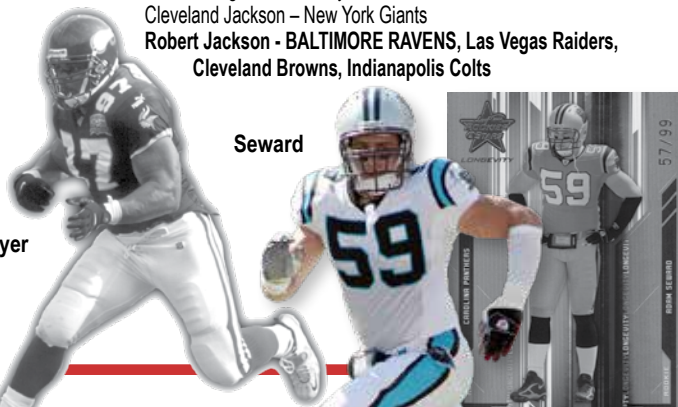
Wofford



Odegard




Croom



Seward

Sawyer



J. Lotulelei

REBELS IN THE PROS



Liebenstein



G. Thomas



Reynolds



Morton




Palelei




#75 - Dominic Furio


Cameron Jefferson – Denver Broncos, Chicago Bears
 Keyvan Jenkins – San Diego Chargers, Kansas City Chiefs
 Kirk Jones – New England Patriots, New Orleans Saints, Cleveland Browns
 Marion Knight – Los Angeles Rams
 Darryl Knox – Pittsburgh Steelers
 Admiral Dewey Larry – New York Jets
 Mike Lee – San Diego Chargers
 Todd Liebenstein – Washington Redskins
 John Lotulelei – Dallas Cowboys, Oakland Raiders,
 Jacksonville Jaguars, Seattle Seahawks
 Keenan McCardell – Washington Redskins, San Diego Chargers,
 Tampa Bay Buccaneers, Jacksonville Jaguars, Cleveland Browns
 Mike McDade – Cleveland Browns
 Torry McTyer – Washington Football Team, Cincinnati Bengals, Miami Dolphins
 Dan McQuaid – Indianapolis Colts, Los Angeles Rams, Minnesota Vikings
 Ahmad Miller – Houston Texans
 Aaron Mitchell – Dallas Cowboys, Tampa Bay Buccaneers
 Ken Mitchell – Atlanta Falcons
 Aaron Moog – New England Patriots, Cleveland Browns
 Michael Morton – Tampa Bay Buccaneers, Seattle Seahawks
 Matt Murphy – Cincinnati Bengals, Indianapolis Colts
 Teddy Nelson – Kansas City Chiefs
 Don Odegard – Cincinnati Bengals, New York Jets
 Lonnie Palelei – Philadelphia Eagles, New York Jets, New York Giants,
 Baltimore Ravens, Pittsburgh Steelers, Cleveland Browns
 Anton Palepoi – New Orleans Saints, Arizona Cardinals, Denver Broncos,
 Seattle Seahawks
 Art Plunkett – Los Angeles Rams, New England Patriots, St. Louis Cardinals
 Quinton Pointer – Tampa Bay Buccaneers, St. Louis Rams
 Tom Polley – Philadelphia Eagles, Cleveland Browns
 Dustin Quinton – Los Angeles Rams, Cleveland Browns
 Bradley Randle – Minnesota Vikings
 Jerry Reynolds – New York Giants, Dallas Cowboys, Cincinnati Bengals
 Ken Rose – Philadelphia Eagles, New York Jets, Cleveland Browns
 Quincy Sanders – Washington Redskins
 Talance Sawyer – Minnesota Vikings
 Ron Scoggins – Seattle Seahawks
 Adam Seward – Indianapolis Colts, Carolina Panthers
 Josh Shirley – Chicago Bears, Oakland Raiders, Tampa Bay Buccaneers
Johnny Stanton - CLEVELAND BROWNS, Minnesota Vikings
 Ray Strong – Atlanta Falcons
 Frank Summers – Buffalo Bills, San Diego Chargers, Pittsburgh Steelers
 Martin Tevaseu – Indianapolis Colts, New York Jets
 George Thomas – Tampa Bay Buccaneers, Atlanta Falcons
 Kevin Thomas – Buffalo Bills
 Mike Thomas – San Diego Chargers, Washington Redskins
 Nate Turner – New Orleans Saints, San Diego Chargers
 Jeremiah Valoaga – Las Vegas Raiders, San Francisco 49ers, Detroit Lions
 Len Ware – Tennessee Titans
 Keith Washington – New York Giants, Denver Broncos,
 Baltimore Ravens, Detroit Lions, Minnesota Vikings
Javin White – NEW YORK JETS, Las Vegas Raiders
 Charles Wiley – Seattle Seahawks
 Reggie Williams – Houston Oilers
 James Wofford – Minnesota Vikings
 Ickey Woods – Cincinnati Bengals
 Eric Wright – San Francisco 49ers, Buccaneers, Detroit Lions, Cleveland Browns
 Renard Young – Seattle Seahawks



Plunkett




Hollis




M. Thomas



Polley



Crews



Dimry

BE A REBEL.

CUNNINGHAM HEADS UNLV'S NFL ALUMNI



Still the career passing and punting leader at UNLV, Randall Cunningham left his school as its most accomplished player and went on to become one of the top quarterbacks in NFL history. Before Michael Vick and Donovan McNabb there was Randall. A national figure who broke the racial barrier at his position, Cunningham augmented his cannon arm and booming punting leg by redefining the running ability of a pro quarterback and left as the league's all-time rushing QB with 4,928 yards.

Rising to stardom with the team that drafted him 37th overall in 1985 - Philadelphia - Cunningham went on to play 11 seasons with the Eagles, three with the Vikings, one with the Cowboys and his final two with the Ravens. The four-time Pro Bowl invitee won Most Outstanding Player honors in the 1989 game after leading the NFC to a 34-3 blowout. Joining Johnny Unitas as the only three-time winners of the Bert Bell Award, which goes to the league's top player, Cunningham was also named the NFL Player of the Year in 1998 after leading Minnesota to the league's best record and engineering what was the highest scoring offense in history.

The Las Vegas resident retired, symbolically, as an Eagle, in 2002 and became the first Rebel player inducted into the College Football Hall of Fame in 2016.



Although most famous for his time with the Eagles, Randall Cunningham won NFL Player of the Year honors while leading the Vikings.



USFL (1983-85)

- Glenn Carano – Pittsburgh Maulers
- Artis Carhee – Arizona Wranglers
- Rodney Goosbury – Washington Federals
- Wymon Henderson – Los Angeles Express
- John Higgins – Los Angeles Express
- Steve Gortz – Denver Gold
- Sam Greene – Arizona Wranglers
- Darral Hambrick – Boston Breakers
- John Higgins – Los Angeles Express
- Cleveland Jackson – Arizona Wranglers
- Admiral Dewey Larry – Arizona Wranglers
- Andrew Lazerus – Oklahoma Outlaws
- Michael McDade – Arizona Outlaws
- Aaron Mitchell – Los Angeles Express, Arizona Wranglers
- Ryan Mullaney – Arizona Wranglers
- Dalton Reed – Arizona Wranglers
- Jeff Spek – New Jersey Generals
- Jimmy Tucker – Los Angeles Express
- Reggie Williams – Arizona Wranglers
- Renard Young – Tampa Bay Bandits




NFL EUROPE (1991-2007)

- Jamaal Brimmer – Berlin Thunder
- Mark Byers – Frankfurt Galaxy
- Larry Croom – Amsterdam Admirals, Hamburg Sea Devils
- Todd Floyd – Frankfurt Galaxy
- Marguet Miller – Raleigh-Durham Skyhawks (WLAF)
- Dusty Pearce – Rhein Fire



Larry Croom led the Admirals to the 2006 World Bowl.



REBELS IN THE PROS



A former league MVP and two-time Ironman Award winner, indoor superstar **Hunkie Cooper** led Arizona to two AFL titles before becoming a coach.




UFL (2010-11)

Casey Flair – Las Vegas Locomotives



XFL (2001)

Todd Floyd – Las Vegas Outlaws
Lonnie Palelei – Las Vegas Outlaws



AFL (1987-2019)

Kofi Banks – San Jose Saber Cats
Beau Bell – Philadelphia Soul, LA KISS, Spokane Shock
B.J. Bell – LA KISS
Anthony Blue – Las Vegas Sting
Chris Bowser – Central Valley Coyotes (AFL2)
Jared Brown – San Jose Saber Cats
Kevin Brown – Green Bay Blizzard (AFL2)
Deriek Charles – Peoria Pirates (AFL2)
Hunkie Cooper – Arizona Rattlers
Joe Critchfield – Boise Burn (AFL2)
Ross Dalton – South Georgia Wildcats, Norfolk Nighthawks (AFL2)
Jon Denton – Las Vegas Gladiators
Ruscharod Dodd-Masters – Spokane Shock, San Jose SaberCats, Stockton Lightning (AFL2), Tri-Cities Fever (AFL2)
Andrew Dubiellak – Shreveport Battle Wings (AFL2)
Charles Ealy – Spokane Shock, Tri-Cities Fever (AFL2), Lubbock Renegades (AFL2), Louisville Fire (AFL2)
Greg Gales – Arizona Rattlers
Randy Gatewood – Arizona Rattlers
Jeremy Geathers – Orlando Predators, Spokane Shock, Chicago Rush
Tim Goins – Orlando Predators
Mike Grant – San Jose Saber Cats
David Hollis – Las Vegas Sting
Alvin Horn – San Antonio Force, Cleveland Thunderbolts
John Hurley – Las Vegas Sting
Carlton Johnson – Albany Firebirds, Anaheim Piranhas, Las Vegas Sting
Rossie Johnson – Iowa Barnstormers
Daniel Jones – Central Valley Coyotes (AFL2)
Nate Kenion – Stockton Lightning (AFL2)
DeJhown Mandley – Bakersfield Blitz (AFL2)
Troy Mason – Dallas Vigilantes, Dallas Desperados, Green Bay Blizzard (AFL2)
Rodney Mazion – Milwaukee Mustangs, Anaheim Piranhas, Las Vegas Sting
Michael McDade – Chicago Bruisers
Leon Moore – Bakersfield Blitz (AFL2)
Joseph Oniwor – Kansas City Brigade (AFL2), Amarillo Dusters (AFL2)
Jameer Outsey – Philadelphia Soul
Quinton Pointer – Baltimore Brigade
Lorenzo “Chuckie” Reed – San Jose Saber Cats, Okla. Wranglers, Portland Forest Dragons, Anaheim Piranhas
Jody Reinhoehl – Miami Hooters, Arizona Rattlers
Bobby Stockham – Portland Forest Dragons, Las Vegas Sting
Chameion Sutton – Las Vegas Gladiators
Jason Thomas – Bakersfield Blitz (AFL2)
Peter Tramontanas – Arizona Rattlers
Matt Vinal – Las Vegas Outlaws
Lenny Ware – Las Vegas Gladiators
Doc Wise – Arizona Rattlers, New Orleans Night



CFL

(Current Team in **BOLD CAPS**)
Waymon Aldridge – Calgary Stampeders, Ottawa Rough Riders
Steve Anderson – Edmonton Eskimos, British Columbia Lions, Calgary Stampeders, Birmingham Barracudas, Las Vegas Posse
Charles Anthony – Baltimore Stallions, Calgary Stampeders, Saskatchewan Roughriders
Johan Asiata – Saskatchewan Roughriders
Beau Bell – British Columbia Lions
Anthony Blue – Las Vegas Posse
Brett Boyko – Saskatchewan Roughriders, British Columbia Lions
Clayton Bradley – MONTREAL ALOUETTES
Mark Byers – British Columbia Lions
Brett Davis – Calgary Stampeders
Dominique Dorsey – Saskatchewan Roughriders, Toronto Argonauts
Anthony Drawhorn – Montreal Alouettes, Birmingham Barracudas, Ottawa Rough Riders
Damir Dupin – Ottawa Rough Riders, Winnipeg Blue Bombers
Marvin Eastman – Calgary Stampeders
Jeremy Geathers – British Columbia Lions
Sam Greene – British Columbia Lions, Saskatchewan Roughriders, Toronto Argonauts
Michael Haverly – Toronto Argonauts
David Hollis – Las Vegas Posse
Keyvan Jenkins – Calgary Stampeders, British Columbia Lions
Carlton Johnson – Shreveport Pirates
Andre Jones – British Columbia Lions, Saskatchewan Roughriders
Baieli Laolagi – British Columbia Lions
Admiral Dewey Larry – Ottawa Rough Riders
Terrance Lee – Hamilton Tiger-Cats
Jason Medlock – Calgary Stampeders
Shaquille Murray-Lawrence – Montreal Alouettes, British Columbia Lions
Don Odegard – Toronto Argonauts, Memphis Mad Dogs, British Columbia Lions
Quinton Pointer – Hamilton Tiger-Cats
Bradley Randle – British Columbia Lions
Lorenzo (Chuck) Reed – Shreveport Pirates
Ken Rose – Saskatchewan Roughriders
Jeremi Rudolph – Montreal Alouettes
Jim Sandusky – Edmonton Eskimos
Kyle Saxelid – HAMILTON TIGER-CATS, Edmonton Elks
Lexington Thomas – Edmonton Elks
Henry Vereen – British Columbia Lions
Leon Walker – Saskatchewan Roughriders

IFL

Jericho Flowers – VEGAS NIGHT HAWKS
Nolan Kohorst – VEGAS KNIGHT HAWKS
Gabe McCoy – VEGAS KNIGHT HAWKS, Iowa Barnstormers
Darren Woods – Vegas Knight Hawks

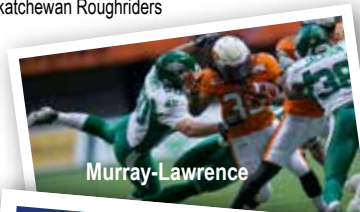


THE SPRING LEAGUE

Darren Woods – Joustlers



Dominique Dorsey was named the CFL's Special Teams Player of the Year in 2008.



Murray-Lawrence



Former Rebel receiver **Randy Gatewood** earned the AFL Ironman Award in both 2003 and 2006.

BE A REBEL.

1968



1969-72



1973-74



1975



1976



1977-78



1979-80



1981



1967

May 12

Nevada Southern University names Bill Ireland as the school's first head coach.

1968

September 14

In its first game, Nevada Southern defeats St. Mary's College 27-20 before 8,000 fans at old Cashman Field.

November 23

Nevada Southern suffers its first loss. Cal Lutheran hands the Rebels a 17-13 defeat to end the inaugural season with an 8-1 record.

1969

November 22

The Rebels travel to Nevada, Reno for the first "Big Game." The Wolf Pack beats UNLV 30-28 to claim the first win.

1970

November 26

UNLV wins the second "Big Game" and the John C. Fremont Cannon in the first year the trophy is offered.

1971

September 25

The Rebels face their first major college opponent, losing at Utah State, 27-7.

October 9

UNLV plays its final home game at Butcher Memorial Field, upsetting Santa Clara, 23-14, with two touchdowns in the final 45 seconds.

October 23

UNLV plays its first game at Las Vegas Stadium and falls to Weber State, 30-17.

1972

November 4

UNLV travels to Miami to face the Hurricanes in the fabled Orange Bowl Stadium. Miami celebrates its homecoming with a 51-7 humbling of the Rebels.



UNLV's first coach, Bill Ireland



The Football Rebels were born in the late '60s.

1973

September 8

Ron Meyer begins his inaugural season as UNLV's second head coach.

September 21

UNLV records its first win over a major college opponent, thrashing Marshall University, 31-9.

October 13

The Rebels defeat Boise State, 24-19, and become ranked in the nation's Div. II top 10 for the first time in school history.

November 3

Mike Thomas, UNLV's first football All-American, sets one of his nine school records by running for 314 yards in a 41-15 win over Santa Clara.

November 17

Mike Thomas captures the NCAA Div. II rushing title, ending his season with what is still a UNLV school record 1,741 yards.

1974

October 19

No. 5-ranked UNLV defeats 4th-ranked Boise State, 37-35, in a battle of the undefeated.

October 23


UNLV climbs to No. 2 in the AP and UPI small college rankings, the highest a Rebel football team has ever been ranked.

November 23

UNLV defeats Idaho State, 31-7, to complete the school's first and only undefeated regular season.

November 30

The Rebels defeat Alcorn State, 35-22, in their first-ever NCAA postseason playoff appearance.



Superstar Mike Thomas



December 7

UNLV makes its first regional TV appearance, playing in the NCAA Div. II semifinals against Delaware in Baton Rouge, La. In the Grantland Rice Bowl, Delaware defeats the Rebels, 49-11, to end UNLV's closest bid for a national championship.

1976

January 10

Tony Knap is named UNLV's third head football coach.

November 27

UNLV travels to Ohio where the Akron Zips defeat the Rebels 27-6 in the NCAA quarterfinals.

December

The Rebels finish the year ranked No. 7 in the nation for Div. II.

1978

September 9

Washington State defeats UNLV, 34-7, in the Rebels' first game at the Div. I level.

October 21

UNLV records its first road victory over a major college opponent, defeating Colorado State in Fort Collins, 33-6.



UNLV FOOTBALL HISTORY



1982-86



1987-89



1990-93



1994-98



1999-04



2005-11



2012-14



2015-19



December 2

UNLV travels to Yokohama, Japan, to meet Brigham Young in the Yokohama Bowl. The Rebels end their first Div. I season with a 28-24 loss to the Cougars.

1980

November 1

The Rebels score a record 72 points in defeating New Mexico 72-7. UNLV also ties school records with 10 touchdowns and nine PATs. Three different running backs rush for more than 100 yards (Morton-146, Jenkins-107, Carhee-102).

1981

October 3

UNLV appears on ABC's Regional Game of the Week for the first time, losing at Wyoming 45-21.

October 10

The Rebels knock off then-No. 8 ranked Brigham Young in Provo, 45-41.



The Chairman and The Coach: Sinatra & Knap

November 28

UNLV records its 100th victory in a 27-20 win at Texas-El Paso.

December 7

Harvey Hyde is named UNLV's fourth head football coach.

1982

October 2

UNLV plays its first Big West Conference game, losing at Pacific 29-27.

November 27

The Rebels close out the 1982 season with their first-ever Big West Conference victory, defeating Cal State Fullerton, 42-23.



Randall Cunningham's number was retired at halftime vs. SMU.

1984

November 24

A 27-13 victory over visiting Fresno State allows UNLV to clinch its first conference championship with a perfect 7-0 record in the PCAA.

December 1

The California Bowl-bound Rebels host 10th-ranked Southern Methodist in the final regular-season game of 1984. Randall Cunningham, who has his No. 12 retired at halftime, becomes only the third NCAA quarterback behind Doug Flutie and John Elway to pass for more than 2,500 yards in three consecutive seasons.

December 15

The Rebels defeat Toledo 30-13 in their first ever major bowl game at the California Bowl in Fresno, Calif.

1985

September 21

UNLV's plays its first game against a Big Ten opponent, losing to Wisconsin 26-23.

1986

April 23

Wayne Nunnely is named UNLV's fifth head football coach.

September 20

UNLV defeats Wisconsin 17-7 before a then-Silver Bowl record crowd of 32,207.



Ickey Woods shuffled his way to the national rushing title in '87.

November 21

Ickey Woods continues his drive toward a national rushing title with a school-record third consecutive 200-yard rushing performance against Pacific.


November 28

Needing 184 yards, Ickey Woods runs for 186 vs. Northern Illinois on national television to become the first UNLV and Big West player to lead the NCAA Div. I ranks in rushing, ending the season with 1,658 yards.

1988

April 24

The Cincinnati Bengals make UNLV's Ickey Woods the 31st pick in the NFL draft, the highest a Rebel football player has ever been selected.



October 1

UNLV plays before the then-largest crowd in its history, 76,398, at Lincoln, Neb. Tenth-ranked Nebraska defeats the Rebels 48-6.



UNLV vs. Wisconsin: the first-ever sellout at an expanded Sam Boyd Stadium.

1968-77

1982-87

1988-95

1996-98

1999-2010

2011-PRES



DIVISION II



1989

September 2

High-powered Houston comes to town and uses its famous run-and-shoot offense to hand UNLV its worst-ever loss, 69-0.

December 23

Jim Strong is named UNLV's sixth head football coach.



1996

July 1

UNLV enters the 16-team Western Athletic Conference only to learn it will face the nation's 25th-toughest football schedule.

August 31

The Rebels open the season before a school-record 106,212 fans at Tennessee's Neyland Stadium -- the 12th-largest crowd ever for an on-campus facility. The Vols, led by QB Peyton Manning and ranked No. 2 in the polls, are the highest ranked team to ever face UNLV and defeat the Rebels 62-3.

1998

November 21

Senior Joe Kristosik is a bright spot during the school's first-ever winless season. The Las Vegas native finishes the year leading the nation in punting with a 46.2-yard average and soon is voted the Rebels' first consensus First Team All-American.



1992

September 12

UNLV begins its 25th season of football.



1993

November 23

Jeff Horton leaves rival UNR to become UNLV's seventh head football coach.

1994

September 17

Senior WR Randy Gatewood sets two major NCAA records in the same game with 23 catches for 363 yards vs. Idaho. The Rebels break six other national or conference records on offense in the 48-38 loss to the Vandals.



Gatewood: Still a NCAA record holder

November 19

The Rebels stun Nevada, Reno, 32-27 to tie for their first Big West championship since 1984 and break a five-game losing streak to the Wolf Pack in the process.

December 15

Appearing in its first bowl game in a decade, UNLV crushes favored Central Michigan 52-24 to win the Las Vegas Bowl III championship on ESPN.



September 7

UNLV hosts Air Force in its first WAC game, losing to the Falcons 65-17.

September 14

40,091 red-clad fans, at the time the most ever to watch a team sporting event in the state, jam Sam Boyd Stadium and its temporary end-zone seating to watch the Badgers defeat the Rebels 52-17.

November 16

UNLV earns its first WAC victory with a stunning upset of visiting SDSU, 44-42. QB Jon Denton continues his assault on the NCAA record books by passing for a national freshman-best 503 yards.

November 23

Although the Rebels fall just short, 31-28, at San Jose State, Jon Denton finishes his amazing rookie year owning 10 NCAA freshman offensive records and 10 other school marks, including most TD passes (25) and most yards (3,591) in a season.

Denton: Fantastic Frosh

1997

October 4

The Rebels meet traditional power USC for the first time in football and lead in the fourth quarter before succumbing in front of 48,404 at the storied Coliseum 35-21. QB Jon Denton reaches 5,000 career passing yards in his 17th game (the second-fastest to reach the mark in Div. I-A history).

October 18

UNLV plays in its first overtime game, falling 20-17 at San Diego State.

1999

July 1

UNLV officially joins the new, eight-team, Mountain West Conference.



September 2

UNLV opens the Robinson Era with a 26-3 Thursday night victory at North Texas, which breaks a school-record 16-game losing streak and 26-game road-losing skein.



Robinson's dream in the desert began with the 1999 season.

September 25

The school plays its first MW game and is drubbed by visiting Utah 52-14.

October 9

UNLV earns its first MW victory by upsetting heavily favored Wyoming 35-32.

2000

June 28

UNLV football boasts two preseason All-Americans for the first time in school history as punter Ray Cheetany (first team) and CB Kevin Thomas (second) are tabbed by Athlon.

September 16

Led by a school-record 31 points in the second quarter alone, UNLV breaks a school-worst 12-game home losing streak, 38-0 over North Texas, for the program's first shutout in 17 years and first at SBS since 1978.



September 30

ABC-TV comes to town for the first time in history to broadcast the Rebels' shocking 34-13 win over Air Force, which also marked the first UNLV home victory vs. a MW opponent.

October 7

UNLV snaps a five-game series losing skid by blasting UNR 38-7 in front of the biggest crowd ever to see the Battle for the Cannon waged in Las Vegas.

October 28

The first-ever Rebels vs. Rebels football game sees UNLV push host Ole Miss into overtime before the SEC power pulls out a 43-40 heart-stopper. Jeremi Rudolph's 17-yard scoring run on the last play of regulation caps off a 99-yard TD march and goes down as one of the most exciting highlights in school history.

December 2

Three different Rebels break the 100-yard rushing mark in the same game for the second time in school history as UNLV holds off host Hawaii, 34-32, to secure a Las Vegas Bowl bid and its first winning season since 1994. Tailback Jeremi Rudolph becomes the first Rebel back to rush for 1,000 yards since Ickey Woods in 1987.

December 21

UNLV improves to 3-0 in bowl games and becomes the only school in Div. I-A with a perfect record with at least three games played by stunning Arkansas 31-14 before an ESPN2 audience and a bowl-record 29,113 fans. The Rebels finish with the most wins (eight) since 1984. QB Jason Thomas earns MVP honors and John Robinson moves to 8-1 all-time in bowl games, making him the winningest coach in NCAA postseason history (.889).

2001

August 11

UNLV receives 12 points to appear in the Associated Press preseason poll for the first time ever at No. 37. The Rebels later are ranked by Sports Illustrated for the first time at No. 25 while Football Digest slots the team at 24. Quarterback Jason Thomas also joins the preseason lists, showing up as a top 20 candidate for the Heisman Trophy according to Lindy's (10th), Phil Steele's (7th) and CBS Sportsline (18).



August 30

Playing its earliest game in history, the Rebels' immediate rematch with Arkansas unfolds on a humid Thursday night in Little Rock before a national ESPN audience. UNLV dominates the game, holding the Razorbacks to a school-record 114 yards of offense. However, a late fumble allows the Hogs to score a shocking last-minute

game-winning touchdown in a 14-10 final.

September 7

The highest ranked team to come to Sam Boyd since 1994, No. 16 Northwestern breaks UNLV's six-game home winning streak on ESPN, 37-28, in the first Friday game for the Rebels since 1979.

September 14

What was supposed to be UNLV's second consecutive Friday date on ESPN is canceled following the national tragedies of September 11. The game, vs. Colorado State, is postponed until October 20 and the Rebels instead have an unwanted bye week along with all FBS schools.

September 29

The second-biggest crowd to ever watch the Rebels play at Sam Boyd (32,601) braves 100-degree temperatures to see UNLV fail in its best attempt yet to defeat a ranked team at home as No. 20 BYU rallies late to win 35-31 on ABC-TV.

November 17

The Rebels stun Air Force 34-10 before 31,074 at Falcon Stadium and an ESPN+Plus audience, which marks the first time in school history that every game is televised in a season.

2002

April 21

UNLV breaks a 27-year-old school record by having four players selected as part of the NFL Draft, including second-rounder Anton Palepoi going higher than any Rebel since Ickey Woods in 1988.

August 31

The Rebels open the season on ESPN2 by welcoming No. 25 Wisconsin before what was the largest crowd in Nevada history for a team sporting event (42,075). The Badgers lead 27-7 with 7:41 remaining in the fourth quarter when the power (and the lights and national TV broadcast) goes out. The head coaches -- meeting on the darkened field -- agree to call the game over and make the score final as the famous UW band entertains the rowdy crowd.

September 14

UNLV travels to Oregon State to play in the first regular-season college football game to be broadcast by cable's Superstation TBS in longer than a decade. The Beavers dominate and pick up their first win over the Rebels in five all-time meetings, 47-17.

October 5

UNLV downs rival UNR to hand head coach John Robinson his 200th career victory, which includes a successful stint with the NFL.

October 19

Powered by two fourth-quarter defensive touchdowns, UNLV shocks BYU 24-3 to hand Cougar head coach Gary Crowton his first-ever loss at Edwards Stadium.

November 2

Quarterback Jason Thomas' school-record three first-quarter rushing touchdowns help UNLV win its first overtime game in five tries with a wild 49-48 final over Wyoming.

November 16

Despite losing to Air Force 49-32, UNLV shatters all seasonal home attendance records, including averaging 27,582 fans in six games at Sam Boyd.

November 30

Reserve Kurt Nantkes leads the Rebels to a 36-33 upset victory over MW champion and No. 13 Colorado State in Fort Collins. Nantkes hits TE DeJhown Mandley with the game-winning 29-yard TD pass with under a minute left and Larry Croom rushes for 222 yards to help UNLV mark only its second-ever win over a ranked team and first since 1981.

December 10

Sophomore strong safety Jamaal Brimmer is the unanimous Mountain West Defensive Player of the Year after the Las Vegas native leads the league with 17 tackles for loss.




Robinson earned his 200th career coaching victory while leading the Rebels.



UNLV FOOTBALL HISTORY

1969




1970



1973



1976




1979



1983



1985



2003

August 29

Avenging a blowout loss at Toledo one year previous, UNLV opens the season on a special Friday ESPN game and uses two late touchdowns to cap off a 28-18 win over the Rockets in the Rebels' third consecutive opener on national TV.

September 13

UNLV goes to Madison, Wis., and upsets the 14th-ranked Badgers 23-5 in front of the largest crowd to ever see the Rebels win a game (78,043) as the home team goes without an offensive touchdown for the first time since 1995. The win is the program's second straight over a ranked opponent.

September 16

FS Jamaal Brimmer is named FWAA National Defensive Player of the Week following perhaps the most dominating performance in school history vs. the Badgers: a 55-yard fumble return for a TD, 11 tackles, 2 quarterback sacks, a forced fumble and his first two career interceptions.

October 4

Downing rival UNR for the fourth straight season, the Rebels move to 4-1 overall to finish their best non-conference record in school history. The following day, UNLV rises to a best-ever 30th in the USA TODAY/ESPN coaches poll (35th AP).

November 4

Jamaal Brimmer is announced as one of a dozen semifinalists for the Jim Thorpe Award, which is annually awarded to the nation's top defensive back.

December 12

Jamaal Brimmer is named First Team All-America by College Football News. Brimmer is also the consensus MW Defensive Player of the Year for the second consecutive season.

2003

January 10

John Robinson serves as head coach of the 79th Annual East-West Shrine Game in San Francisco. Two Rebel players also take part, including RB Larry Croom, who rushes for 63 yards and two TDs on just nine carries.

January 17

RB Larry Croom sets a school record by playing in his third postseason all-star game (Blue-Gray, East-West & Hula) and scores at least one TD in each.

September 5

Playing on a Sunday for the first time ever, UNLV opens the season on national television for a program-record fourth straight year by taking on No. 14 Tennessee before the biggest crowd in school history (108,625). UNLV, which wears its red jerseys on the road for the first time, scores first but falls 42-17 despite Dominique Dorsey's 121 yards on 18 carries to go with 78 kickoff return yards.

September 11

Robinson's Rebels return to the scene of their biggest win and play ranked teams in consecutive weeks for the first time ever in front of 82,071

at Camp Randall Stadium. No. 21 Wisconsin blocks a field-goal attempt that would have given the Rebels a halftime lead and returns it for a stunning score. The Badgers eventually post their first offensive TD vs. UNLV in a span of 10 quarters en route to an 18-3 victory.

October 2

Spoiling the return of UNR coach Chris Ault to the series, UNLV keeps the Fremont Cannon for a school-record fifth straight year by routing the Pack 48-13 before the second biggest crowd (27,596) to watch the rivalry game in Las Vegas. The Rebels, who go 8-8 in the red zone, score their most points in regulation under John Robinson.

October 8

Playing on ESPN2, UNLV's defense forces five turnovers en route to beating BYU in Provo for the second consecutive time. The Rebels improve to 5-1-1 in games played on Friday.

November 6

Playing overtime for the third time in the last seven meetings with Wyoming, UNLV falls to the Pokes for the first time in six years in a wild, three-OT shootout, 53-45, which goes down as the highest-scoring MW game in history. The Rebels play past a first OT for the first time and score four more points in these extra periods (14) than the previous six such games combined (10). The Rebels' 22 penalties are just two short of the NCAA record.

November 20

The John Robinson Era closes after the legendary coach walks off the sidelines at the end of 27 pro and college seasons. Despite the 21-3 loss to San Diego State, he leaves as the school's second-winningest coach with 26 wins in six years. LB Adam Seward's 13 tackles give him a school- and MW-record 435 in his career. Earvin Johnson catches a pass in his Rebel-record 41st straight game as he moves past Damon Williams as the program's all-time leader in receiving yards (2,604). Dominique Dorsey wins the MW rushing title with 1,261 yards.

December 6

Mike Sanford is hired away from MW champion Utah to become the ninth head coach in UNLV history.

December 7

Senior DB Jamaal Brimmer becomes UNLV's fourth two-time All-American in history and first since 1984 when he is honored by The Sporting News (2nd Team) and AP (3rd Team). He goes on to become the third Rebel ever to play in the Senior Bowl as UNLV places at least one player in five postseason all-star games.

2005

September 5

Playing on a Monday for the first time ever, UNLV opens on national television for a school-record fifth straight year by traveling to New Mexico for an ESPN2 Labor Day special. Mike Sanford becomes the first head coach in college history to successfully challenge an officials' call using the new replay system and the move helps the Rebels nearly rally to victory in a 24-22 heartbreaker.

September 10

Sanford earns his first win as a head coach when kicker Sergio Aguayo boots a 41-yarder against Idaho for the first game-winning field goal for UNLV since 1992.

September 14


Senior DE and Las Vegas native Leon Moore becomes the third Rebel gridder in four years to be named a community service All-American when he earns one of only 11 spots on the prestigious AFCA Good Works Team.

October 8

Sergio Aguayo kicks two 52-yard field goals in the fourth quarter, including one with 13 seconds remaining, to give UNLV a 13-10 win over SDSU.




Brimmer




UNLV FOOTBALL HISTORY




1988



1989



1992




1993



1995



1996



2006

December 5

WR Ryan Wolfe is named MW Freshman of the Year after a record-setting rookie campaign. He is the first freshman to lead the league in receiving yards (911) and shatters multiple school and conference marks. Wolfe later becomes the first Rebel to be named to the Football Writers Freshman All-America Team.

2007

September 22

UNLV shuts out a conference opponent for only the second time in history while also breaking an 11-year losing skid in league openers. Powered by Frank "The Tank" Summers' 190 rushing yards, the 27-0 victory was the first over Utah since 1979.

October 13

UNLV hosts its school-record third sellout of the season and the biggest-ever crowd to see it play a conference opponent at home when 38,026 watch BYU win 24-14. UNLV would break multiple attendance records on the year, including playing in front of an average crowd of 29,281.

December 4

LB Beau Bell is named MW Defensive Player of the Year after leading the league with 126 tackles and five forced fumbles to go along with four interceptions. He would become the fourth Rebel ever invited to play in the Senior Bowl and be the first pick of the Cleveland Browns (fourth round) in the NFL Draft.

2008

January 8

OL Matt Murphy becomes UNLV's second player in as many years named to the Football Writers Freshman All-America Team.

January 12

UNLV football sends four representatives to the Hula Bowl all-star game: coaches Mike Sanford, Todd Berry and Vic Shealy and PK Sergio Aguayo.

September 13

In the first-ever meeting between the programs from neighboring states, UNLV travels to Tempe and stuns No. 13 Arizona State 23-20 when Malo Taumua blocks a Sun Devils' field-goal attempt in overtime. It marks the second-highest ranked win in program history and its first OT victory since 2004.

REMEMBERING "THE WONDER OF WACO"




Did it really happen? Did 1999's most memorable play in college football really take place on a muggy Sept. 11 night in Waco, Texas? Did UNLV really pull off something never before done to start 2-0 on the road for the first time in 25 years? Yes. Yes. And, surprisingly – no make that inexplicably, yes.

UNLV made history by becoming the first team to win a college football game on the last play while trailing and without the ball. And it all happened because of one team's intention to run up the score and another team's refusal to allow it.

Host Baylor was leading the Rebels 24-21 with eight seconds left when it ran a rushing play to attempt to score again instead of simply downing the ball to end the game.

After Bears running back Darrell Bush was stood up at the one-yard line by the Rebel defense, LB Tyler Brickell managed to force a fumble.

DB Kevin Thomas picked up the ball in the end zone and, with no time on the clock, raced more than the length of the field to score his team's winning points as UNLV prevailed 27-24. The shocking video showed up on everyone's highlight show while UNLV announcer Tony Cordasco's now-famous radio call repeatedly played across the nation. It



Phillip Payne's "The Catch"

September 20

UNLV becomes the eighth school in history to earn back-to-back overtime victories with a 34-31 home thriller over Iowa State. Omar Clayton hits freshman sensation Phillip Payne in the end zone during UNLV's first offensive play in the extra period to give the Rebs their first win in five career meetings with the Cyclones.

October 10

Casey Flair passes Damon Williams for first place on the UNLV career receptions list with a catch at BYU. Flair, who would become the first four-year player in school history to record at least one catch in every game of his career (47), would see his reception record stand for only weeks before teammate Ryan Wolfe takes over the top spot.



Tyler Brickell (No. 48) stripped Baylor RB Darrell Bush just outside the end zone.



Kevin Thomas (No. 28) picked up the fumble and sprinted 100 yards the opposite way.

1999



November 22

Despite a loss at SDSU that keeps the Rebels from going bowling, UNLV ties with Ohio State for the national lead in red-zone scoring at 95 percent, including earning points in its first 25 trips of the season inside the 20-yard line. Ryan Wolfe becomes UNLV's career leader in receptions and receiving yards.

November 25

Former Rebel RB Dominique Dorsey is named the CFL Special Teams Player of the Year while starring for the Toronto Argonauts.

2009

April 26

Frank "The Tank" Summers is a fifth-round pick by the defending Super Bowl Champion Pittsburgh Steelers, making him the first Rebel running back to be selected in the NFL Draft since Ikey Woods 21 years earlier.

April 30


Former Rebel field leader and AD John Robinson becomes the first UNLV player or head coach to be voted into the College Football Hall of Fame.

October 24


With 11 catches in a win at New Mexico, Ryan Wolfe passes San Diego State's J.R. Tolver in becoming the MW's all-time leader in pass receptions. He eventually rises as high as 12th on the NCAA's all-time list with a final tally of 283 en route to becoming the program's third-ever three-time first team all-conference honoree.

December 23


Just two days before Christmas, newly hired athletics director Jim Livengood introduces Bobby Hauck as UNLV's 10th head coach in history. Hauck moves to the FBS after a record-setting seven-season run at the University of Montana.




Wolfe Man




2000



2003




2006



2008



2010



2010

April 24

Rebel center Joe Hawley goes higher in the NFL Draft than any offensive lineman in UNLV history when he is selected by the Atlanta Falcons in the fourth round.

September 5

The Bobby Hauck Era opens with the Rebels meeting No. 12 Wisconsin in front of a throng of 31,107, which marked the 12th-largest home crowd in UNLV history.

September 25

Hauck's first UNLV win is a 45-10 blistering of New Mexico. The 35-point margin of victory is the biggest in Rebel history vs. a conference opponent.

October 9

UNLV plays a Big East Conference team for the first time, traveling to Morgantown to take on West Virginia.

December 4

Hawaii is the eighth team who spent time in the at least one of the two major polls to take on the Rebels in 2011. In fact, UNLV faces the nation's 19th-toughest schedule according to the Sagarin Ratings Index, which is the third-highest ever for a Non-AQ team.

2011

September 1

UNLV opens ESPN's season of coverage in Prime Time, traveling to play No. 11/10 Wisconsin as part of a special Thursday night matchup that was also shown in 3-D.

October 29

Las Vegas Phillip Payne breaks UNLV's career touchdown reception record with two scores in a 38-35 win over CSU. Payne's 25th career TD came on a 31-yard catch and score and move him past Henry Bailey, whose record had stood for 17 years.

November 5

The Rebels renew a long-dormant series, hosting Boise State for the first time since The Bicentennial. The fifth-ranked Broncos become the second-highest ranked team to play in Las Vegas and quarterback Kellen Moore sets the NCAA record for career victories with his 46th win.

Caleb Herring and UNLV's all-time rusher Tim Cornett

2012

August 30

Kicking off a season that features 13 consecutive games without a bye, UNLV takes on Minnesota for the first time and goes three overtimes before falling to the Gophers. Nick Sherry becomes the third freshman quarterback to start a season opener in school history.

2013

September 14

Trailing by three touchdowns, the Rebels tie for the biggest comeback in school history a tht time in downing Central Michigan 31-21 and kick off the program's first four-game regular-season winning streak since 1984.

October 19

Tim Cornett's 49 yards at Fresno State move him past all-time Rebel rushing leader Mike Thomas, who finished with 3,149 yards in 1973-74. Cornett would go on to finish his career with 3,733, which ranks second in Mountain West history.

October 26

UNLV snaps an eight-game losing streak to UNR with a 27-22 victory that marks only the second time in history that the Rebels march into Reno and gain possession of the Fremont Cannon.

November 21

In what is by far the coldest game in UNLV history, Tim Cornett rumbles for a career-high 220 yards and four touchdowns to lead the Rebels to a 41-21 win at Air Force. Temperatures are in single digits but the wind chill dips well below zero.

November 30

Senior QB Caleb Herring throws a school-record tying five TDs and runs for another score to lead UNLV's 45-19 pasting of SDSU. WR Devante Davis hauls in a record-tying four scores to shatter the UNLV season mark with 14 TDs through the air.

2014

January 1

Playing on New Year's Day for the first time, UNLV makes its first bowl appearance since 2000 in the Heart of Dallas Bowl at the historic Cotton Bowl. Despite a loss to North Texas, QB Caleb Herring breaks multiple season and career records, while kicker Nolan Kohorst finishes as the program's all-time leading scorer with 247 points.



UNLV FOOTBALL HISTORY



2012



2013



2014



2015



2016



2018



2017

April 1

The Athletics Department debuts a commemorative logo for the 50th Year of Rebel Football.



November 4

The Rebels down Hawai'i at home for the fifth straight time to claim the quickly-beloved Golden Pineapple trophy, which debuts as part of a rivalry newly branded the Ninth Island Showdown presented by the California Hotel.

November 17

UNLV rallies to defeat New Mexico for its fifth win of the season, marking the first time in history that the school wins more games than the previous season three straight years.

November 29

Quarterback Armani Rogers is named Mountain West Freshman of the Year after a record-setting rookie campaign.

2018

November 17

Lexington Thomas bolts for 144 yards at Hawai'i to give him his 18th and final 100-yard rushing game as a Rebel, breaking Mike Thomas' record set in 1974. "Lightning" also becomes the first UNLV player ever to score 40 rushing touchdowns in a career.

November 24

After falling behind 23-0, UNLV stages the biggest comeback in school history to regain the famed Fremont Cannon. Quarterback Armani Rogers is responsible for all five touchdowns (three passing, two rushing) in the Rebels' 34-29 victory over UNR that was their first over the Pack at Sam Boyd Stadium since 2004.



2019

August 31

UNLV launches a season-long Sam Boyd Stadium Farewell campaign to commemorate the 49th and final season playing in the facility. The last season opener at SBS includes the team wearing the same helmet design as the program's first game in the building in 1971. The Rebels tie a school-record with seven rushing touchdowns in the 56-23 rout of Southern Utah.

October 3

21 months after celebrating a ground breaking, UNLV Athletics formally opens the new home for Rebel Football with a ceremony and facility tours for invited guests. The two-story, 73,000 square-foot Fertitta Football Complex overlooks the team's practice fields and supports the team's athletic and academic success.



October 12

The Rebels earn their first road victory over an SEC opponent with a 34-10 thumping of Vanderbilt in Nashville in the program's first meeting with the Commodores.

November 23

UNLV sends out Sam Boyd Stadium in style with a thrilling 38-35 win over San Jose State. Hundreds of former Rebels served honorary captains at midfield during pregame while a final fireworks show and video retrospective closed out #SBSFarewell.

December 12

Just days after helping Oregon win the Pac-12 Championship, Ducks offensive coordinator Marcus Arroyo is named the 12th head coach in UNLV football history.

2020

October 31

In the first Battle for the Fremont Cannon played on the same date that Nevada became a state, the Rebels host UNR on Halloween night to mark the first collegiate football game played inside UNLV's new home at Allegiant Stadium.

2021

November 6

Charles Williams passes Tim Cornett as the leading rusher in school history during a win at New Mexico. The "Chuck Wagon" would go on to finish with 4,201 yards, (fourth-most in Mountain West history) and became the first UNLV running back to earn a first team all-league honor more than once in a career (2019 and '21).

December 2

WR Devonte Boyd, who led the nation in receiving yards by a freshman during the regular season, is named Mountain West Freshman of the Year. A product of Henderson's Basic HS, Boyd breaks the UNLV record for both catches (65) and yards (980) by a freshman. He would be named FWAA Freshman All-America.

December 11

Tony Sanchez, who built a national championship program at Las Vegas' Bishop Gorman High School, is announced as the 11th head coach in UNLV football history.

2015

September 19

UNLV plays before the biggest crowd in school history (108,683) when the Rebels travel to the Big House to take on Michigan.

September 26

Tony Sanchez earns his first collegiate victory in record-breaking fashion as UNLV crushes Idaho State 80-8. The Rebels score their most points ever in a quarter (35), half (52) and game.

2016

September 13

UNLV Athletics announces the largest single gift in its history as the Fertitta Family pledges \$10 million toward the construction of a state-of-the-art Fertitta Football Complex.

November 12

The Rebels rush for 401 yards en route to stunning Wyoming 69-66 in triple-overtime in the highest-scoring game (135 points) in Mountain West history and the third highest in NCAA FBS history.

December 7

Former UNLV All-America P/QB great and longtime Las Vegas resident Randall Cunningham becomes the first player in school history to be inducted into the prestigious College Football Hall of Fame.

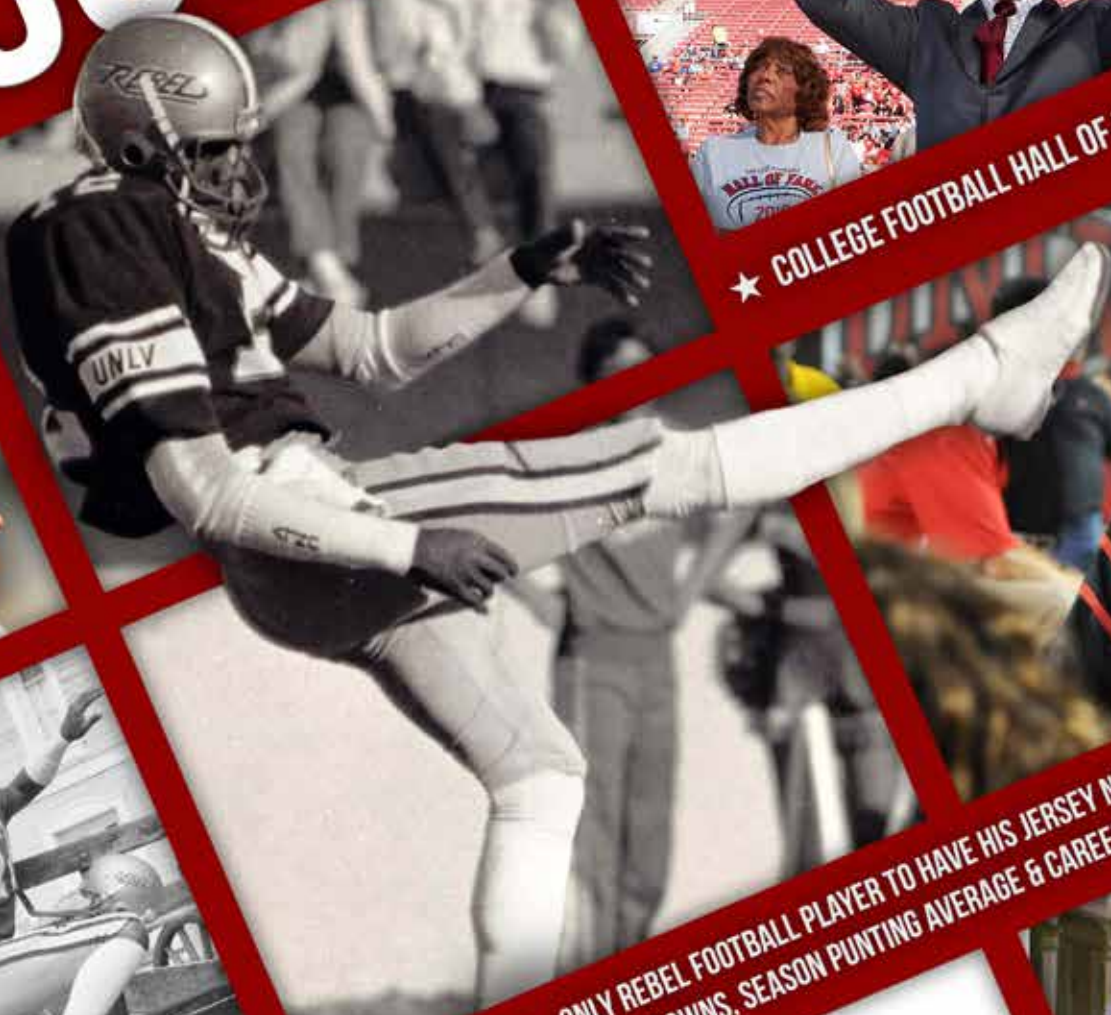
BE A REBEL.

RANDALL

CUNNINGHAM



★ COLLEGE FOOTBALL HALL OF FAME 2016 INDUCTEE ★




★ UNLV ALL-AMERICA PUNTER & QUARTERBACK (1982-84) ★ ONLY REBEL FOOTBALL PLAYER TO HAVE HIS JERSEY NUMBER RETIRED (NO. 12) ★
★ UNLV'S ALL-TIME LEADER IN PASSING YARDS, PASSING TOUCHDOWNS, SEASON PUNTING AVERAGE & CAREER PUNTING AVERAGE ★



NATIONAL FOOTBALL
FOUNDATION

COLLEGE FOOTBALL HALL OF FAME



REBEL AWARD WINNERS



2021 MW FRESHMAN OF THE YEAR
Cameron Friel broke the school record for completion percentage in a season by a freshman with a 62.4 clip, which also tied Hall of Famer Randall Cunningham (1984) for third overall by any Rebel. His 307 yards passing at UTSA were the most ever by a UNLV true freshman.



2020 MW FRESHMAN OF THE YEAR
Kyle Williams broke the school record and ranked third in the nation with 5.8 receptions per game en route to leading the team in catches and yards during the abbreviated six-game season that also garnered him Second Team Freshman All-America honors from The Athletic.



2017 MW FRESHMAN OF THE YEAR
Armani Rogers shattered UNLV QB rushing records while wow-ing fans with 780 yards and eight touchdowns on the ground as a rookie. He also threw for 1,471 yards and six more scores despite missing a quarter of the season with an injury.



2014 MW FRESHMAN OF THE YEAR
Devonte Boyd went for 102 yards on six catches at Arizona in his first collegiate game -- and never looked back. He would go on to lead the nation in receiving yards during the regular season and his 65 catches and 980 yards shattered UNLV's freshman single-season marks. He later became the third Rebel named to the FWAA Freshman All-America Team.



2007 MW DEFENSIVE PLAYER OF THE YEAR
Beau Bell was a dominant force on his side of the ball in 2007, leading the league with 126 total tackles and five forced fumbles to go with 9.5 TFL and 3 sacks. He also led the team with four interceptions, including one at Wyoming that he returned for his first career TD. Bell became the first player in MW history to

be named defensive player of the week three times in one season and left UNLV ranked second in all-time tackles with 320. The fourth Rebel ever to be invited to play in the Senior Bowl, Bell had eight double-digit tackle games as a senior and went on to become the top draft pick of the Cleveland Browns.



2006 MW FRESHMAN OF THE YEAR
Ryan Wolfe's first game as a collegian saw him catch six balls for 160 yards, including a 71-yard touchdown sprint. The rookie later proved it was no fluke when he hauled in nine receptions for a MW-freshman-record-tying 176 yards vs. New Mexico. He also posted 108 yards vs. Air Force to close the campaign. Named First

Team Freshman All-America by the Football Writers Assoc. of America, Wolfe was UNLV's first first team all-conference receiver since 1997 after becoming the first freshman to ever lead the conference in receiving yards (911), which ranked 26th nationally.




MW DEFENSIVE PLAYER OF THE YEAR
Hometown hero Jamaal Brimmer exploded onto the scene as a sophomore in 2002, including leading the MW with 17 tackles for loss and a squad-leading 5.5 QB sacks. Hence, he was the pick of both the coaches and media for league MVP honors in. One year later, his stats only improved as he led the league with six interceptions and four forced fumbles, which led to two key defensive scores. His eye-popping day in leading his team to an upset of Wisconsin got him national defensive player of the week honors and helped him become a semifinalist for the Thorpe Award and repeat as the consensus defensive MVP of his conference, despite being snubbed by MW coaches.



2001 MW FRESHMAN OF THE YEAR
'Nique the Streak burst on to the scene with a scintillating 87-yard kickoff return vs. Northwestern in his first career attempt. Nine returns later he had broken the school record for season average at 36.4. Despite injuries, he displayed similar bursts at tailback and led the team with a 6.6-yard average, including TD runs of 56 and 40 yards. Against UNR, he set a league rookie record by gaining 180 yards on just 18 carries.




2001 MW DEFENSIVE PLAYER OF THE YEAR
The school's first Division I All-American on his side of the ball, cornerback Thomas wrapped up perhaps the finest defensive career in Rebel history by breaking the school and MW single-season record for interceptions with seven, leading the nation in both interception return yardage and defensive scoring after taking three balls back for touchdowns while also pacing the league in passes defended with 17.




1998 WAC FRESHMAN OF THE YEAR (PACIFIC DIVISION)
A true Hawaiian warrior, Sunia became the first freshman in school history voted team captain and went on to start all 11 games at MLB. Named First Team Freshman All-America by Football News after leading in school history with 115 total tackles, Sunia would gain 119 takedowns a year later but spent his final two seasons suffering from various injuries, keeping him from breaking UNLV's tackle record.




1996 WAC FRESHMAN OF THE YEAR (MOUNTAIN DIVISION)
Turning in arguably the best season by a freshman QB in FBS history, Denton shattered 10 NCAA freshman records and 10 other school marks for a team that won only one game. His nine 200-yard passing games included a school-record 503-yard performance vs. SDSU while his 3,591 yards and 25 TDs passing were NCAA single-season records for a frosh. The DENTONATOR would play only one more season before transferring to Eastern Kentucky.



1987 PCAA OFFENSIVE PLAYER OF THE YEAR
Saving the best for last, Elbert "Ickey" Woods gained only 267 yards his first three seasons. As a senior he proceeded to lead the nation in rushing with 1,658 yards on 259 carries (6.4 YPC) and put in 10 touchdowns. He tied a school record with seven consecutive 100-yard games, including an incredible three straight over 200.



1983 & 1984 PCAA OFFENSIVE POY
The first two-time league MVP for the Rebels, Randall Cunningham was an All-American punter and future NFL star at quarterback. The school's career passing leader threw for 2,545 yards, 18 TDs and only 8 INTs in 1983 and followed that up with 2,628 yards, 24 TDs and 10 INTs in a senior campaign that saw his team finish 11-2, including winning the PCAA title and California Bowl.



1984 PCAA CO-DEFENSIVE PLAYER OF THE YEAR
The complete package along the E line with superb speed, agility and aggressiveness, Moog led one of UNLV's best-ever defenses by totaling 63 tackles, including six for loss, six sacks and three pass breakups. The Rebels flirted with the national rankings by winning their first league title and bowl championship en route to an 11-2 overall mark.




2000 MWC CO-COACH OF THE YEAR
Just a year after taking over a program that posted its first-ever winless season, Robinson led the Rebels to their most wins since 1984 (8-5) and victory over Arkansas in the Las Vegas Bowl.



1994 BIG WEST CO-COACH OF THE YEAR
Under a first-year head coach, the Rebels rebounded from a 3-8 record to shock the league and earned a three-way tie for the Big West championship with a 5-1 record. Winning the tiebreaker, UNLV earned the Las Vegas Bowl bid and crushed Central Michigan 52-24.



1984 PCAA COACH OF THE YEAR
The most successful Rebel squad since moving to division one, Hyde's 1984 Rebels were 11-2 overall and 7-0 in the Pacific Coast Athletic Association. The season, which culminated with a 30-13 victory over Toledo in the California Bowl, also produced the school's first league coach of the year award.





1984
AP-2nd Team
1983
AFCA-1st Team
AP-2nd Team

CUNNINGHAM

RANDALL CUNNINGHAM

Punter/Quarterback

Although he is now known for being the NFL's all-time leading rushing quarterback for many years, Santa Barbara, Calif., native Randall Cunningham (1981-84) won his national collegiate honors at his other position – punter. Still the Rebels' leader for punting average in a game (58.0), season (47.5) and career (45.6), Cunningham would own the second-best career punting average in college football history if he had punted just eight more times during his three years on the field. Touted as a Heisman Trophy candidate for his lethal combination of talent throwing, running and punting the ball, Cunningham was named first team All-America in 1983 (as well as honorable mention QB by AP) and second team in 1984, making him UNLV's first two-time All-American since the school moved to Division I in 1977. He would go on to be the 37th pick in the 1985 NFL Draft by the Philadelphia Eagles and was named the 1998 NFL Player of the Year as a Minnesota Viking QB.





1981
AP-2nd Team

SANDUSKY

JIM SANDUSKY

Wide Receiver

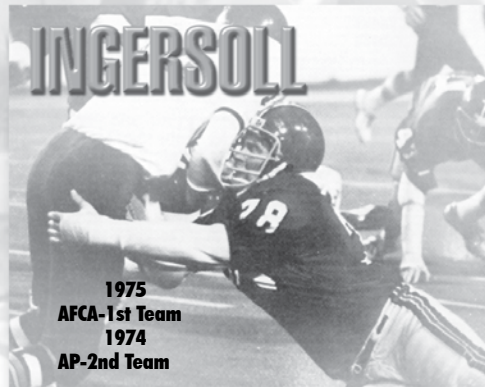
Although his UNLV career was brief, San Diego native Jim Sandusky (1981) turned in the greatest receiving year in school history during his one year on campus. Catching balls from the arm of QB Sam King as part of head coach Tony Knap's free-wheeling offense, Sandusky hauled in 68 passes (17 more than any previous Rebel) for 1,346 yards, which is still a school record. Despite playing in only 12 games, Sandusky remains tied for second at the school with eight career 100-yard receiving games. Such output would earn him Second Team All-America honors. However, with Knap retiring, Sandusky would transfer to San Diego State and go on to a distinguished career in the NFL and Canadian Football League.



JOE INGERSOLL

Defensive Lineman

One of only four repeat All-Americans in UNLV history, Joe Ingersoll (1973-75) also was the first defensive player from the Rebels so honored. The Salt Lake City native played his freshman year at Utah before transferring to the desert and performing as a dominant defensive lineman for three years. As a junior, "Big Joe" led the undefeated 1974 UNLV team in tackles with 105, including four sacks, and was tabbed an AP Div. II Second Team All-American. As a senior, the terrific tackle earned first team honors from the AFCA and would go on to become a seventh round choice by the Miami Dolphins in the 1976 NFL Draft. In 1987, Ingersoll was a member of the inaugural UNLV Athletics Hall of Fame.



1975
AFCA-1st Team
1974
AP-2nd Team


MIKE THOMAS

Running Back

The bluest of Blue Chip recruits out of Greenville, Texas, Mike Thomas 1973-74, signed on with the University of Oklahoma but soon left Norman to ride his way West and right into the Rebel – and national – record books. His two seasons in Las Vegas were nothing less than stunning. As a junior in 1973, he scored a school-record 20 touchdowns and led the nation in rushing yards with 1,741, which was just 35 short of the then-NCAA single-season record. A year later, Thomas added 1,408 yards and 17 rushing scores to lead the Rebels to their only undefeated regular season and a Div. II ranking as high as No. 2 before losing in a national semifinal game.



His still-UNLV-best career totals were 3,149 yards and 37 TDs born from a 6.6-yards-per-carry average. Both seasons resulted in AFCA First Team All-America nods for UNLV's first true football star to make him the only two-time first-teamer in Rebel history. Thomas would go on to complete a fine NFL career with the Washington Redskins and San Diego Chargers.



1974
AFCA-1st Team
1973
AFCA-1st Team

THOMAS

FRESHMAN ALL-AMERICANS

Kyle Williams
WR
2021
The Athletic
2nd Team



Devonte Boyd
WR
2014
FWAA
1st Team




Matt Murphy
OL
2007
FWAA
1st Team



Ryan Wolfe
WR
2006
FWAA
1st Team




JAMAAL BRIMMER *Safety*



The first non-senior to earn All-America at UNLV since Randall Cunningham in 1983, Jamaal Brimmer (2001-04) also became the first non-punting first team honoree for the Rebels since 1975. The hometown hero introduced himself to the nation early in the season with the greatest single defensive performance in school in leading his team to a major upset at Wisconsin on national TV. Brimmer's phenomenal day, which included 11 tackles, two interceptions, one fumble return for a TD and two quarterback sacks, earned him the Bronko Nagurski National Defensive Player of the Week honors. The free safety, who would be voted the school's first two-time consensus league MVP in his career, led the MW with six interceptions and four forced fumbles to go with three sacks and four fumble recoveries in 2003. The first UNLV semifinalist for the Jim Thorpe Award became the school's first two-time All-American since Cunningham with nods from AP and The Sporting News as a senior. That followed being named a community service All-American as a member of the 2004 AFCA Good Works Team.




KEVIN THOMAS *Cornerback*



Making a strong bid as being the best defensive player in school history, Kevin Thomas (1998-2001) turned on the gas to close out his stellar career and become the first Rebel on his side of the ball to earn All-America since 1975. Holder of various school and conference records, KT came to Las Vegas from Sacramento as a scrawny and unheralded defensive back but left as one of the best cover men in the nation en route to being tabbed third team All-America by Football News and fourth team by The Sporting News. The second three-time first team all-conference player in Rebel history, his seven picks as a senior broke the UNLV and MW record for a single season as he led the nation in interception return yardage (213) and defensive scoring (18 points). An iron man who never missed a start in four seasons (UNLV-record 46 overall), his six career touchdowns highlighted a school-record 55 career pass breakups. The Jim Thorpe candidate and MW Defensive Player of the Year played in both the Senior Bowl and East-West Shrine Game before being selected by the Buffalo Bills in the NFL Draft. Thomas was inducted into the UNLV Athletics Hall of Fame in 2012.

JOE KRISTOSIK *Punter*

Joe Kristosik (1995-98) was a bright light through the program's only winless season in 1998. He walked on to his hometown team in 1994 and five years later walked away as the school's first and only consensus First Team All-American. Kristosik was the first Rebel booter to lead the nation in punting with a 46.2-yard average, which was the second-highest in NCAA history with a minimum of 75 attempts. Along the way, he turned in perhaps the greatest performance ever by a collegiate punter when he had 13 tries at BYU with eight going longer than 50 yards and a stunning four traveling at least 60 yards, including two season-long kicks of 67 yards. Kristosik became the first-ever UNLV member of the prestigious Walter Camp Football Foundation team. Kristosik was inducted into the UNLV Athletics Hall of Fame in 2008.



BRAD FAUNCE *Punter*




A transfer from Glendale (Calif.) Junior College, Brad Faunce (1993-94) used his powerful leg to post an impressive two-year career at UNLV. His junior season

included a 45-yard punting average that earned him Second Team All-America honors. Also the squad's kickoff man in 1994, Faunce's memorable 91-yard punt vs. UNR was not only a school record, but also helped the Rebels upset the Wolf Pack to win the Big West Conference title and a berth in Las Vegas Bowl III.



BRIAN PARVIN *Punter*

Brian Parvin (1991-92) became UNLV's first All-American in seven years when he was named to Football News' second team as a senior. A transfer from Mt. San Antonio Junior College in Walnut, Calif., Parvin turned in a fine junior campaign with a 41.9-yard punting average, which was good for 18th in the nation. His senior year, however, produced the second-highest season number in school history with 46.3 – the third-best average in the nation in 1992.



2021 (Mountain West)

1st Team: Charles Williams (RB)
2nd Team: Jacoby Windmon (LB)
HM: Austin Ajjake (LB), Daniel Gutierrez (PK)

2020 (Mountain West)

HM: Jacoby Windmon (DL)

2019 (Mountain West)

1st Team: Charles Williams (RB)
2nd Team: Jericho Flowers (DB)
HM: Julio Garcia (OL), Rayshad Jackson (LB), Justin Polu (OL), Javin White (LB)

2018 (Mountain West)

2nd Team: Lexington Thomas (RB)
HM: Nathan Jacobson (OL), Justin Polu (OL), Roger Mann (DE)

2017 (Mountain West)

1st Team: Lexington Thomas (RB)
2nd Team: Mike Hughes Jr. (DL)
HM: Kyle Saxelid (OL), Nathan Jacobson (OL)

2016 (Mountain West)

1st Team: Tau Lotulelei (LB)
HM: Troy Hawthorne (DB), Mike Hughes Jr. (DL), Nathan Jacobson (OL), Will Kreitler (C), Torry McTyler (DB)

2015 (Mountain West)

2nd Team: Devonte Boyd (WR)
HM: Will Kreitler (C), Tau Lotulelei (LB)

2014 (Mountain West)

2nd Team: Devonte Boyd (WR), Brett Boyko (OL)
HM: Devante Davis (WR), Peni Vea (DB), Robert Waterman (C)

2013 (Mountain West)

2nd Team: Devante Davis (WR), Tim Cornett (RB), Brett Boyko (OL)
HM: Frank Crawford (DB), Mark Garrick (DL), Cameron Jefferson (OL), Tani Maka (LB), Marcus Sullivan (PR/WR), Peni Vea (DB), Robert Waterman (C)

2012 (Mountain West)

1st Team: Nolan Kohorst (PK), John Lotulelei (LB)
HM: Tim Cornett (RB), Robert Waterman (C)

2011 (Mountain West)

2nd Team: Deante' Purvis (KR)
HM: Brett Boyko (OL), James Dunlap (DL), Sidney Hodge (DB), Robert Waterman (C)

2010 (Mountain West)

HM: Will Chandler (DB), Matt Murphy (OL)

2009 (Mountain West)

1st Team: Ryan Wolfe (WR)
HM: Jason Beauchamp (LB), Joe Hawley (OL), Matt Murphy (OL)

2008 (Mountain West)

1st Team: Ryan Wolfe (WR)
2nd Team: Jason Beauchamp (LB)
HM: Johan Asiata (OL), Casey Flair (WR), Frank Summers (RB), Malo Taumua (DL)

2007 (Mountain West)

1st Team: Beau Bell (LB)
2nd Team: Mil'Von James (DB)
HM: Matt Murphy (OL), Frank Summers (RB), Ryan Wolfe (WR)

2006 (Mountain West)

1st Team: Kip Facer (P), Ryan Wolfe (WR)
2nd Team: Casey Flair (WR), Jeremy Geathers (DL), Eric Wright (DB)
HM: Howie Fuimaono (DL), Marco Guerra (OL), Jay Staggs (DB)

2005 (Mountain West)

2nd Team: Beau Bell (LB), Greg Estandia (TE), Joe Miklos (DB)
HM: Sergio Aguayo (PK), Leon Moore (DE), Howie Fuimaono (DL)

2004 (Mountain West)

1st Team: Jamaal Brimmer (DB), Dominique Dorsey (RB)
2nd Team: Ryan Claridge (LB), Joe Critchfield (OL), Adam Seward (LB)
HM: Sergio Aguayo (PK), Gary Cook (P), Earvin Johnson (WR), Joe Miklos (DB)



Brimmer

2003 (Mountain West-Coaches)

1st Team: Jamaal Brimmer (DB), Adam Seward (LB)
2nd Team: Gary Cook (P), Dominic Furio (C), Earvin Johnson (WR), Dillon Pieffer (PK)
HM: John Andrews (LB), Ryan Claridge (LB), Larry Croom (RB), Tremayne Kirkland (KR), Joe Miklos (DB)

2003 (Mountain West-Media)

1st Team: Jamaal Brimmer (DB), Adam Seward (LB)
2nd Team: Gary Cook (P),

Dominic Furio (C), Earvin Johnson (WR), Dillon Pieffer (PK), Tremayne Kirkland (KR)
HM: Ryan Claridge (LB), Larry Croom (RB), Joe Miklos (DB)

2002 (Mountain West-Coaches)

1st Team: Jamaal Brimmer (DB), Tony Terrell (OL)
2nd Team: Joe Haro (RB), Earvin Johnson (WR), Adam Seward (LB)
HM: Connie Brown (DB), Dietrich Canterbury (DL), Larry Croom (RB), Chris Eagen (DE), DeJhown Mandley (TE), Tyrone Tucker (LB)

2002 (Mountain West-Media)

1st Team: Jamaal Brimmer (DB), Adam Seward (LB), Tony Terrell (OL)
2nd Team: Joe Haro (RB), Earvin Johnson (WR)
HM: Larry Croom (RB), Dominique Dorsey (KR), DeJhown Mandley (TE), Tyrone Tucker (LB)

2001 (Mountain West-Coaches)

1st Team: Sam Brandon (DB), Kevin Thomas (DB)
2nd Team: Joe Haro (RB), Anton Palepoi (DE), Pete Tramontanas (OL)
HM: Brandon Blair (OL), Ahmad Briggs (DL), Ryan Claridge (LB), Dominique Dorsey (KR), DeJhown Mandley (TE), Troy Mason (PR), Ahmad Miller (DL), Shanga Wilson (LB)

2001 (Mountain West-Media)

1st Team: Sam Brandon (DB), Dominique Dorsey (KR), Kevin Thomas (DB)
2nd Team: Brandon Blair (OL), Ryan Claridge (LB), Joe Haro (RB), Anton Palepoi (DE)
HM: Ahmad Briggs (DL), DeJhown Mandley (TE), Troy Mason (PR), Ahmad Miller (DL), Pete Tramontanas (OL), Shanga Wilson (LB)

CONFERENCE PLAYERS OF THE WEEK

2021 — Cameron Friel, QB (Freshman- Nov. 8)
 2019 — Javin White, LB (Oct. 14), Kenyon Oblad, QB (Dec. 2)
 2018 — Jericho Flowers, DB (Nov. 12), Javin White, DB (Nov. 29)
 2017 — Daniel Gutierrez, PK (Oct. 30), Armani Rogers, QB (Nov. 20)
 2016 — Tau Lotulelei, LB (Oct. 17), Kurt Palandech, QB (Nov. 14), Torry McTyler, DB (Nov. 14)
 2015 — Ryan McAleenan, LB (Oct. 5), Logan Yunker, P (Oct. 5)
 2014 — Nicolai Bornand, PK (Sept. 8 & Oct. 13)
 2013 — Caleb Herring, QB (Sept. 16), Logan Yunker, P (Sept. 23 & Sept. 30), Devante Davis (Sept. 30), Nolan Kohorst, PK (Oct. 14)
 2012 — Tani Maka, LB (Sept. 24)
 2011 — James Dunlap, DL (Oct. 30), Deante' Purvis, ST (Oct. 30)
 2010 — Tim Cornett, RB (Nov. 15), Marcus Sullivan, ST (Nov. 29)
 2009 — Omar Clayton, QB (Sept. 21), Jason Beauchamp, LB (Oct. 26)
 2008 — Malo Taumua, ST (Sept. 15), Omar Clayton, QB (Sept. 22), Jason Beauchamp, LB (Sept. 29), Deante' Purvis, ST (Nov. 10), Kyle Watson, PK (Nov. 17)
 2007 — Beau Bell, LB (Sept. 24 & Oct. 15 & Oct. 29), Frank Summers, RB (Sept. 24)
 2006 — Rocky Hinds, QB (Nov. 21)
 2005 — Sergio Aguayo, PK (Sept. 12 & Oct. 10), Beau Bell, LB (Oct. 10)
 2004 — Joe Miklos, DB (Oct. 4), Jamaal Brimmer, DB (Oct. 11)
 2003 — John Andrews, LB (Sept. 1), Greg Estandia, ST (Sept. 1), Jamaal Brimmer, DB (Sept. 15), Gary Cook, P (Sept. 15), Ruschard Dodd-Masters, DB (Sept. 22), Dillon Pieffer, PK (Sept. 22 & Nov. 3), Joe Miklos, DB (Nov. 3)
 2002 — Tyrone Tucker, LB (Oct. 7), Jamaal Brimmer, SS (Oct. 21), Jason Thomas, QB (Nov. 4), Larry Croom, RB (Dec. 2), Dillon Pieffer, PK (Dec. 2)
 2001 — Gary Cook, P (Oct. 7), Troy Mason, PR (Oct. 15), Joe Haro, RB (Oct. 29), Kevin Thomas, CB (Nov. 19)

2000 — Jason Thomas, QB (Oct. 2), Kevin Thomas, CB (Oct. 2), Ray Cheetany, PK/P (Oct. 9), Troy Mason, PR (Nov. 11), Nate Turner, WR (Nov. 25), Amar Brisco, CB (Nov. 25)
 1999 — Kevin Thomas, DB (Sept. 13), Jeremi Rudolph, RB (Oct. 11), Duane James, KR (Oct. 11)
 1998 — Joe Kristosik, P (Sept. 28 & Oct. 12)
 1997 — Jon Denton, QB (Sept. 29)
 1996 — Jon Denton, QB (Sept. 30 & Nov. 18)
 1995 — Shannon Wilson, RB (Sept. 9)
 1994 — Brittney Posey, LB (Sept. 3), Randy Gatewood, WR (Sept. 17), Mark Byers, LB (Oct. 1 & Oct. 29), Nick Garritano, PK (Oct. 29), DeJohn Branch, RB (Nov. 19), Rossie Johnson, LB (Nov. 19)
 1993 — Rumone Hilton, LB (Sept. 18), Rodney Mazion, CB (Nov. 6), Demond Thompkins, WR (Nov. 13)
 1992 — Donnell Porter, DB (Sept. 21), Jason Davis, DB (Oct. 5), Henry Bailey, WR/PR, (Nov. 2)
 1991 — Carlton Johnson, FS (Sept. 14), Hunkie Cooper, QB (Nov. 16)
 1990 — Keenan McCardell, WR (Sept. 15), Hunkie Cooper, RB (Oct. 6)
 1989 — Darin Brightmon, RB (Oct. 9), David Clarke, LB (Oct. 30), Keenan McCardell, WR (Nov. 27)
 1988 — Tommy Jackson, RB (Oct. 8), Tyrone Carter, DB (Oct. 15), Jody Reinhoel, LB (Nov. 26), Richard Williams, QB (Nov. 26)
 1987 — Autney Wren, DB (Oct. 10), Ickey Woods, RB (Nov. 7 & 14)
 1986 — Charles Wiley, DL (Sept. 22), Alvin Horn, DB (Nov. 3 & 24)
 1985 — Alvin Horn, DB (Oct. 7), Daryl Knox, LB (Oct. 14 & Nov. 4)
 1984 — Tony Lewis, RB (Sept. 10), Randall Cunningham, QB (Sept. 17 & Oct. 22), Kirk Jones, RB (Oct. 8), Ed Saignes, DB (Oct. 15), Tom Polley, LB (Nov. 5), Anthony Blue, DB (Nov. 12), Aaron Moog, DL (Nov. 26)
 1983 — Randall Cunningham, QB (Sept. 17 & Oct. 31), Kirk Jones, RB (Oct. 1), Reggie Farmer, WR (Oct. 22), Keyvan Jenkins, RB (Nov. 7)

2000 (Mountain West-Coaches)

1st Team: Jeremi Rudolph (RB), John Greer (OL), Anton Palepoi (DL), Kevin Thomas (DB)
HM: Randy Black (DB), Sam Brandon (DB), Kevin Brown (RB), Ray Cheetany (P), Troy Mason (KR), Tony Terrell (OL), Nate Turner (WR)

2000 (Mountain West-Media)

1st Team: Jeremi Rudolph (RB), John Greer (OL), Kevin Thomas (DB)
2nd Team: Nate Turner (WR), Randy Black (DB), Troy Mason (KR)
HM: Kevin Brown (RB), Ray Cheetany (P), Anton Palepoi (DL), Ahmad Miller (DL), Tony Terrell (OL), Peter Tramontanas (OL), Jason Thomas (QB), Shanga Wilson (LB)

1999 (Mountain West)

2nd Team: Kevin Thomas (DB), Ray Cheetany (P)



1998 (WAC-Mountain Division)

1st Team: Joe Kristosik (P), Talance Sawyer (DE)
2nd Team: Sam Mineo (TE)

1997 (WAC-Pacific Division)

1st Team: Talance Sawyer (DE), Damon Williams (WR)
2nd Team: Sam Mineo (TE), Scott Patton (LB), Mike Reily (OL)

1996 (WAC-Pacific Division)

2nd Team: Jon Denton (QB), Scott Patton (LB), Dennis Whitmore (OL)



1995 (Big West)

2nd Team: Robbie Morrison (OL), Marvin Robinson (LB)
HM: Joe Kristosik (P)

1994 (Big West)

1st Team: Mark Byers (LB), Nick Garritano (PK), Randy Gatewood (WR), Howard McGowan (OG), Keith Washington (DE)
2nd Team: Henry Bailey (WR), Keith Clough (LB), Rodney Mazion (FS)
HM: Henry Bailey (KR),

Jason Davis (SS), Brad Faunce (P), Rossie Johnson (LB), Mark Mecham (OT), Robbie Morrison (OG), David White (TE)

1993 (Big West)


1st Team: Brad Faunce (P)
2nd Team: Demond Thompkins (WR), Tiger Townes (DL)
HM: Steve Anderson (DT), Rodney Mazion (CB), Jerry Reynolds (OT), Doug Roper (OG)

1992 (Big West)

1st Team: Henry Bailey (WR/PR), Shannon McLean (RB), Lonnie Palelei (OG), Brian Parvin (P)
2nd Team: John Hurley (OT), Rodney Mazion (FS), Erik Simien (DE)
HM: Nick Garritano (PK), D'Mentrie Lacy (DB), Howard McGowan (C), Mike Smalls (LB), Keith Washington (DE)

1991 (Big West)

1st Team: Hunkie Cooper (PR), Carlton Johnson (S), Chuck Reed (DL)
HM: Henry Bailey (WR), Derek Black (RB), John Hurley (OT), Elgin Lofton (DT), Lonnie Palelei (OG), Brian Parvin (P), Jerry Reynolds (OT), Mike Smalls (LB)



1990 (Big West)

1st Team: Hunkie Cooper (KR/PR), Carlton Johnson (DB), Keenan McCardell (WR)
HM: Dustin Quinton (OL)

1989 (Big West)

1st Team: Doc Wise (DL)
2nd Team: Vince McGowens (PR), Avery Miller (LB), Kyle Toomer (RB), Robert Welch (TE)
HM: Darin Brightmon (RB), David Clarke (LB), John Foster (LB), Pat Harden (OT), Tommy Jackson (RB), Carlton Johnson (CB), Keenan McCardell (WR), Derek Nicholson (DL), Fred Phillips (S), Jody Reinoehl (LB), Tony Rhynes (P)

1988 (Big West)

1st Team: Tommy Jackson (RB), Tony Rhynes (P), Doc Wise (DL)
2nd Team: Charles Anthony (DB), Cedric Davis (TE), Pat Harden (OT), Bill Operin (OG), Jody Reinoehl (LB)
HM: Darin Brightmon (RB), Jim Cook (PK), Avery Miller (LB), Derek Nicholson (DL), Tony Peko (C), David Ruggles (OL), Robert Welch (TE)

1987 (Big West)

1st Team: Ike Freeman (DL), Tony Rhynes (P), Ickey Woods (RB)
2nd Team: Jim Cook (PK), Anthony Drawhorn (CB), Pat Harden (OT), Bill Operin (OG), George Varon (OLB)
HM: Cedric Davis (TE), George Thomas (WR)

1986 (Big West)

1st Team: David Hollis (DB), Marion Knight (DL)
2nd Team: Alvin Horn (DB), Bob Hulberg (P)

1985 (Big West)

1st Team: Alvin Horn (DB), Daryl Knox (OLB), Tony Lewis (FB)
2nd Team: Ron Drake (C), David Hollis (DB), Bob Hulberg (P), Carlos Lovato (DL)
HM: Joey DiGiovanna (PK), Kirk Jones (RB)

1984 (Big West)

1st Team: Randall Cunningham (QB/P), Doug Eisher (OG), Kirk Jones (RB), Reggie LaFrance (TE), Aaron Moog (DL)
2nd Team: Anthony Blue (DB), Joey DiGiovanna (PK), Paul Godbey (OL), Richard Grant (DL), Daryl Knox (LB), Tom Polley (LB), Dalton Reed (DB)

1983 (Big West)

1st Team: Randall Cunningham (QB/P), Kirk Dodge (ILB), Aaron Moog (DL)
2nd Team: Keyvan Jenkins (RB), Al Ligon (DB), Carlos Lovato (DL), Michael McDade (WR)

1982 (Big West)

1st Team: Randall Cunningham (P)
2nd Team: Waymon Aldridge (KOR), Darral Hambrick (WR), Wymon Henderson (DB)






Larry Croom scored four postseason TDs in his school-record three all-star game appearances after the 2003 season.




John Robinson served as head coach of the 2004 East-West Shrine Football Classic.



QB Sam King earned MVP honors at the 1982 Japan Bowl.

EAST-WEST SHRINE GAME

Orlando, Florida



J. Thomas

- 2017 Devonte Boyd, WR
- 2014 Brett Boyko, OL (Inj. DNP)
- 2009 Jason Beauchamp, LB
- 2009 Martin Tevaseu, DL
- 2004 Adam Seward, LB
- 2004 Earvin Johnson, WR
- 2003 Larry Croom, RB
- 2003 Dietrich Canterberry, DL
- 2003 John Robinson, H. Coach
- 2003 Mike Bradeson, Asst. Coach
- 2003 Bruce Snyder, Asst. Coach
- 2002 Jason Thomas, QB
- 2001 Kevin Thomas, CB
- 2000 Kevin Brown, RB
- 1994 Randy Gatewood, WR
- 1987 Kirk Jones, RB
- 1984 Randall Cunningham, QB
- 1984 Kirk Dodge, LB
- 1974 Mike Thomas, RB



K. Thomas

GRIDIRON

Orlando, Florida (2000-05)



- 2004 Dominique Dorsey, RB
- 2001 Ahmad Miller, DL
- 2000 Jeremi Rudolph, RB

HULA BOWL

Honolulu, Hawaii/Orlando, Florida



Sawyer

- 2021 Charles Williams, RB
- 2007 Sergio Aguayo, PK
- 2007 Mike Sanford, Co-H Coach
- 2007 Todd Berry, Asst. Coach
- 2007 Vic Shealy, Asst. Coach
- 2005 Greg Estandia, TE
- 2004 Dominique Dorsey, RB
- 2003 Larry Croom, RB
- 2001 Brandon Bair, OL
- 1998 Talance Sawyer, LB
- 1996 Dennis Whitmore, OL
- 1994 Henry Bailey, RB
- 1992 Lonnie Palelei, OL
- 1987 Ickey Woods, RB
- 1981 Sam King, QB

SENIOR BOWL

Mobile, Alabama



- 2014 Devante Davis (Inj. DNP)
- 2007 Beau Bell, LB (Inj. DNP)
- 2004 Jamaal Brimmer, DB
- 2001 Kevin Thomas, CB
- 1987 Ickey Woods, RB

COLLEGE ALL-STAR

Tempe, Arizona



- 2010 John Gianninoto, OL

BLUE-GRAY

Montgomery, Alabama (1932-2001, 2003)



- 2003 Larry Croom, RB
- 2003 Dietrich Canterberry, DL
- 2001 Sam Brandon, FS
- 1993 Tiger Townes, DT
- 1984 Aaron Moog, DT

JAPAN BOWL

Tokyo (1976-1993)



Cunningham

- 1992 Lonnie Palelei, OL
- 1987 Ickey Woods, RB
- 1987 Wayne Nunnely, Asst. Coach
- 1984 Randall Cunningham, QB
- 1981 MVP Sam King, QB
- 1981 Michael Morton, RB

BATTLE OF FLORIDA

Boca Raton, Florida



- 2011 Quinton Pointer, DB

NFLPA COLLEGIATE BOWL

Carson, California



- 2019 Javin White, LB/S
- 2018 Lexington Thomas, RB
- 2017 Mike Hughes Jr, DL
- 2016 Tau Lotulelei, LB
- 2016 Torry McTyer, DB
- 2013 Caleb Herring, QB
- 2011 B.J. Bell, DL

PLAYERS ALL-STAR CLASSIC

Little Rock, Arkansas



- 2011 Phillip Payne, WR

TEXAS vs. NATION

El Paso, Texas



- 2009 Joe Hawley, OL
- 2008 Frank Summers, RB
- 2006 Jay Staggs, DB

TROPICAL BOWL

Daytona Beach, Florida



- 2019 Gabe McCoy, LB
- 2018 Nathan Jacobson, OL

(YEAR INDICATES SEASON SELECTED, NOT DATE OF GAME PLAYED)