








UNLV WOMEN'S BASKETBALL

2020-21 GAME NOTES

2020-21 UNLV SCHEDULE/RESULTS

Nov. 25..... Northern ArizonaL, 79-75 Thomas & Mack Center Las Vegas	
Dec. 2..... at CSU Fullerton..... W, 81-67 Titan Gym Fullerton, California	
Dec. 5..... #2 StanfordL, 101-54 Thomas & Mack Center Las Vegas	
Dec. 12..... Wyoming* W, 54-46 Cox Pavilion Las Vegas	
Dec. 14..... Wyoming*L, 67-62 Cox Pavilion Las Vegas	
Dec. 20-Dec. 21 • Duel In The Desert	
Dec. 20..... Pacific..... L, 77-75 (2OT) Thomas & Mack Center Las Vegas	
Dec. 21..... Loyola Marymount..... W, 94-59 Thomas & Mack Center Las Vegas	
Jan. 7..... Colorado State* W, 80-76 Cox Pavilion Las Vegas	
Jan. 9..... Colorado State*L, 67-58 Cox Pavilion Las Vegas	
Jan. 14..... New Mexico* W, 78-60 Cox Pavilion Las Vegas	
Jan. 16..... New Mexico*L, 81-73 Cox Pavilion Las Vegas	
Jan. 25..... at Utah State* W, 89-59 Dee Glen Smith Spectrum Logan, Utah	
Jan. 27..... at Utah State* W, 73-62 Dee Glen Smith Spectrum Logan, Utah	
Jan. 30..... UNR* W, 62-57 Cox Pavilion Las Vegas	
Feb. 1..... UNR*L, 73-70 Cox Pavilion Las Vegas	
Feb. 5..... at Air Force* 5 pm Clune Arena Colorado Springs, Colo.	
Feb. 7..... at Air Force* 12 pm Clune Arena Colorado Springs, Colo.	
Feb. 10..... Boise State* 12 pm Cox Pavilion Las Vegas	
Feb. 11..... Boise State* 2 pm Cox Pavilion Las Vegas	
Feb. 15..... at San Diego State* 1 pm Viejas Arena San Diego, California	
Feb. 16..... at San Diego State* 3 pm Viejas Arena San Diego, California	
Feb. 19..... San Jose State* Cancelled Thomas & Mack Center Las Vegas	
Feb. 21..... San Jose State* Cancelled Thomas & Mack Center Las Vegas	
Feb. 25..... at Fresno State* 6 pm Save Mart Center Fresno, California	
Feb. 27..... at Fresno State* 1 pm Save Mart Center Fresno, California	
March 7-10 • 2021 MW Tournament	
March 7 First Round TBA Thomas & Mack Center Las Vegas	

LADY REBELS PLEASE...

Please use the UNLV acronym on ALL references and refer to the women's basketball team as the Lady Rebels, not Runnin' Rebels.

GAME 16/17 - Feb. 5 at 6 pm/Feb. 7 at 1 pm

UNLV (8-7, 6-4 MW)

Head coach: Lindy La Rocque (8-7, 1st year)

Leading scorer: So./F Delanyne Byrne (12.7 ppg)



at

Air Force (4-9, 2-6 MW)

Head coach: Chris Gobrecht (33-131, 4th year)

Leading scorer: Jr./F Riley Snyder (15.5 ppg)



Clune Arena

Colorado Springs, Colorado

Video: Mountain West Network

Radio: UNLVRebels.com (Wyatt Tomchek, Mark Wasik)

Live Stats: UNLVRebels.com

UNLV LOOK TO BOUNCE BACK AGAINST FALCONS ...

◆ After a heartbreaking loss to UNR on Monday, where it lost to the Wolf Pack on a last second NBA range three-pointer, UNLV is looking to get back on the winning side with a pair of road games at Air Force on Friday and Sunday.

◆ UNLV is putting its perfect road record on the line with this two-game series. The Lady Rebels won their lone non-conference road game, at Cal State Fullerton for first-year head coach Lindy La Rocque's first career victory, and then added a sweep of Utah State in Logan last week.

◆ The Lady Rebels remains in fourth place in the league standings, one game ahead of fifth place Boise State (5-5). The two teams will met next week in Las Vegas on Feb. 10 and 11.

◆ UNLV has dominated the all-time series with the Falcons, as the Lady Rebels have more wins over Air Force than any other team in program history at 44-5. That includes a current 15-game win streak in the series for UNLV, as the last loss came on Jan. 12, 2013 in Colorado Springs.

◆ This will be just the third and fourth home games in league play for the Falcons. In their first home games, they upset Boise State by 24 points before falling by 22 points in the second game of the series.

◆ UNLV is one of the youngest and most inexperienced teams in the nation. The 11-player Lady Rebels roster is the sixth-youngest team in the nation with an average age of 19.5, while they are the only team in the nation with at least 90% of its roster that started the season with just one career total Division I start.

UNLV PROBABLE STARTERS (BASED ON LAST GAME)



**BAILEY
THOMAS**

#14 • G • SR.



**JADE
THOMAS**

#5 • G • FR.



**NIA
JOHNSON**

#30 • G • JR.



**DELANYNE
BYRNE**

#21 • F • SO.



**DESI-RAE
YOUNG**

#23 • C • FR.

PTS10.5	PTS9.4	PTS11.7	PTS12.7	PTS11.7
REBS4.7	REBS4.2	REBS4.5	REBS7.1	REBS6.1
FG%34.0	FG%36.4	FG%33.7	FG%42.2	FG%54.1
FT%79.5	FT%63.6	FT%79.6	FT%78.6	FT%61.1

ATHLETIC COMMUNICATIONS

MARK WASIK • UNLV WOMEN'S BASKETBALL SID

Office - (702) 895-3208 • Cell - (702) 528-0289 • @UNLVSIDWasik

Press row phone - (702) 895-3005 • mark.wasik@unlv.edu

QUICK FACTS

GENERAL INFORMATION

Location	Las Vegas, Nev.
Founded.....	1957
Enrollment.....	31,142
Nickname	Lady Rebels
Colors	Scarlet & Gray
Home Court (Capacity).....	Cox Pavilion (2,500)/ Thomas & Mack Center (18,000)
Opened	Cox Pavilion (2001) (Thomas & Mack Center (1983))
Conference	Mountain West
President.....	Dr. Keith E. Whitfield
Director of Athletics.....	Desiree Reed-Francois
Assistant AD/SWA.....	Mallory Poole
Ticket Office Phone.....	(702) 739-FANS
Website.....	www.UNLVRebels.com
Social Media	@UNLVLadyRebels

HISTORY

First Season.....	1974-75
All-Time Record / Years	807-542 (.598) / 46 Years
NCAA Appearances (Last)	Eight (2002)
WNIT Appearances (Last)	11 (2018)
Last Postseason Opponent	Utah
Result	L, 78-68, 2018 WNIT First Round

COACHING STAFF

Head Coach.....	Lindy La Rocque
Alma Mater	Stanford '12
UNLV Record	8-7/1st Season
Overall Record	8-7/1st Season
Assistant Coaches	
.....	Roman Owen, Mia Bell, Nneka Enemkpali
Director of Operations	Amie Callaway
Office Phone.....	(702) 895-3151

TEAM INFORMATION

2019-20 Overall Record.....	13-17 (.433)
MWC Record/Finish.....	9-9 (T-5th)
Postseason.....	None
Starters R/L	1/4
Letterwinners R/L	4/9
Newcomers	4

ATHLETIC COMMUNICATIONS

Associate A.D./Communications .	Andy Grossman
Asst. Director (Women's BB).....	Mark Wasik
Office Phone.....	(702) 895-3208
Cell Phone.....	(702) 528-0289
Twitter.....	@UNLVSIDWasik
E-mail.....	mark.wasik@unlv.edu
Secondary WBB Contact	Tim Castaneda
Cell Phone.....	(530-605-7176)
E-mail.....	adam.castaneda@unlv.edu
Mailing Address	4505 S. Maryland Parkway Box 450004 Las Vegas, NV 89154-0004
Press Row Phone.....	(702) 895-3005



HEAD COACH LINDY LA ROCQUE

- 8th head coach in UNLV history
- Second youngest coach in NCAA WBB Division I (30 years old)
- Assistant coach at Stanford (2017-20), Belmont (2015-17) and Oklahoma (2013-14).
- Played on four Final Four teams at Stanford including one national runner-up squad
- Las Vegas native, all-time leading scorer in Durango HS history (girls and boys)

Lindy La Rocque was named the new head women's basketball coach at UNLV, on March 18, 2020.

A key part of NCAA Tournament appearances in 10 out of 11 years, La Rocque returned to her native Las Vegas where she prepped at Durango High School before playing in four straight Final Fours as a student-athlete at Stanford University. She was an assistant coach with the Cardinal for the last three years under legendary head coach and Hall of Famer Tara VanDerveer.

"We are so enthused about bringing Coach La Rocque back to Las Vegas to lead our women's basketball program," Reed-Francois said. "Our pool of candidates was exceptional, but Lindy's character, intellect and energy really stood out. She has worked for and learned from some of the best leaders in sports history and is a rising star in coaching. She will be a great fit for our program, university and in the community."

On the coaching staff at Stanford since 2017, the program consistently ranked among the top 10 in the country. The Cardinal made NCAA Tournament appearances in each season, including two Sweet 16s, an Elite Eight and won the Pac-12 Conference Tournament Championship in 2019. From 2017-20, Stanford had an overall record of 82-22 and was 43-10 in conference play.

"I am so thrilled to be able to come back to my hometown of Las Vegas to lead the UNLV women's basketball program," La Rocque said. "It is truly special to return to a place and in a community that has essentially raised and has supported me throughout all of my life. I have been a Rebel fan since I was a young girl and to now be the head coach at UNLV is truly a dream come true."

Prior to coaching at Stanford, La Rocque spent two seasons (2015-17) as an assistant

coach at Belmont University in Nashville, Tennessee, helping the Bruins to a pair of NCAA Tournament berths, including the program's first in nine seasons. Belmont went 51-15 overall and 29-3 in Ohio Valley Conference play during La Rocque's time there, winning the league's regular-season championship during the 2016-17 season and the conference's tournament title both seasons.

La Rocque began her coaching career as a graduate assistant at the University of Oklahoma, working for Women's Basketball Hall of Famer Sherri Coale, while pursuing her master's degree in education. The team played in both the 2014 and 2015 NCAA Tournaments.

La Rocque played at Stanford from 2009-12, appearing in 138 career games which ranks eighth in program history. She was instrumental in helping the Cardinal compile a 137-12 overall record during her four years, including an amazing 71-1 mark in Pac-12 play. Her team won four regular season conference championships and four league tournament titles, appearing in the NCAA Tournament each season and advancing to the national title game in 2010.

The eighth full-time head coach in UNLV women's basketball history, La Rocque is the first originally from Las Vegas to be hired to lead the Lady Rebel program.

La Rocque earned a bachelor's degree in science, technology and society, with an emphasis in earth systems, civil and environmental engineering, and calculus from Stanford in 2012. She holds a master's degree in adult and higher education from Oklahoma, which she earned in 2015.

La Rocque was a decorated student-athlete at Durango High School in Las Vegas, where she became the school's (boys and girls) all-time leading scorer with 2,678 points and holds many other program records.

LADY REBEL BASKETBALL

GAME NOTES - UNLV AT AIR FORCE • FEBRUARY 5 & 7 • COLORADO SPRINGS, COLORADO



MOUNTAIN WEST STANDINGS

(as of February 4)

	Conference	Overall
Colorado State	9-2	13-2
Fresno State	8-3	10-6
New Mexico	5-2	8-2
UNLV	6-4	8-7
Boise State	5-5	8-5
Wyoming	6-7	8-8
UNR	4-6	8-7
San Diego State	3-7	5-11
Air Force	2-6	4-9
Utah State	2-7	4-10
*San Jose State	1-2	2-2

* - Has ended its season

This Week in the MW

Wednesday, February 3

New Mexico 84, San Diego State 48

Thursday, February 4

Fresno State 90, Utah State 62

Colorado State 69, Wyoming 61

Friday, February 5

New Mexico at San Diego St, 1 pm

UNR at Boise State, 2 pm

UNLV at Air Force, 6 pm

Saturday, February 6

Wyoming at Colorado State, 1 pm

Fresno State at Utah State, 2 pm

Sunday, February 7

UNR at Boise State, 12 pm

UNLV at Air Force, 1 pm

Wednesday, February 10

Boise State at UNLV, 12 pm

Air Force at Fresno State, 6 pm

Thursday, February 11

Boise State at UNLV, 2 pm

Air Force at Fresno State, 6 pm

Utah State at Wyoming, 6:30 pm

Friday, February 12

New Mexico at Colorado State, 1 pm

A LOOK AT UNLV VS. AIR FORCE...

UNLV	2020-21 Stats	Air Force
8-6, 6-4	Overall Record	4-9, 2-6
104.....	NET Ranking	234
71.9.....	Points per game.....	61.6
68.7.....	Points Allowed per game	66.4
39.0.....	FG Percentage.....	36.0
39.6.....	Opponent FG Percentage	44.7
33.0.....	3-pt FG Percentage.....	28.7
31.6.....	Opponent 3-pt FG Percentage.....	32.0
71.0.....	Free Throw Percentage.....	73.8
42.7.....	Rebounding Average.....	35.5
+5.2.....	Rebound Margin	-3.0
13.4.....	Assists per game.....	10.9
15.5.....	Turnovers per game.....	16.5
-1.2.....	Turnover Margin.....	+3.2
7.2.....	Steals per game.....	11.8
2.5.....	Blocks per game.....	3.1

LADY REBELS ALL-TIME AGAINST THE FALCONS...

UNLV leads the all-time series 44-5 (UNLV on current 15-game win streak)

Record in Las Vegas.....	25-0	Record in Colorado Springs	19-5
Neutral	0-0		
Most points scored by UNLV	91	Most points scored by Air Force	80
Largest winning margin, UNLV	44	Largest winning margin, Air Force.....	26
Longest UNLV win streak	15	Longest Air Force win streak	5

DATE	W/L	SCORE	LOCATION	DATE	W/L	SCORE	LOCATION
1-27-82	W	77-60	Las Vegas	3-4-09	W	64-63	Colorado Springs
1-25-97	L	67-62	Colorado Springs	1-26-10	W	77-76	Colorado Springs
2-20-97	W	85-62	Las Vegas	2-27-10	W	69-55	Las Vegas
1-10-98	W	88-74	Colorado Springs	1-15-11	W	63-52	Las Vegas
2-4-98	W	70-62	Las Vegas	2-16-11	L	91-87	Colorado Springs
1-9-99	W	82-57	Colorado Springs	1-28-12	W	63-47	Las Vegas
2-6-99	W	78-45	Las Vegas	2-25-12	W	86-48	Colorado Springs
1-20-00	W	89-59	Colorado Springs	1-12-13	L	81-69	Colorado Springs
2-17-00	W	86-53	Las Vegas	2-13-13	W	80-53	Las Vegas
1-20-01	W	73-42	Colorado Springs	1-4-14	W	72-65	Colorado Springs
2-15-01	W	73-47	Las Vegas	3-1-14	W	87-43	Las Vegas
1-24-02	W	75-50	Las Vegas	1-31-15	W	91-79	Colorado Springs
2-23-02	W	86-53	Colorado Springs	2-14-15	W	82-61	Las Vegas
1-30-03	L	73-72	Colorado Springs	1-16-16	W	60-56	Colorado Springs
3-1-03	W	81-49	Las Vegas	2-17-16	W	62-51	Las Vegas
1-29-04	W	91-57	Colorado Springs	3-7-16	W	55-42	Las Vegas
2-28-04	W	85-48	Las Vegas	1-21-17	W	60-56	Colorado Springs
1-29-05	W	76-51	Las Vegas	2-22-17	W	52-38	Las Vegas
2-24-05	W	70-63	Colorado Springs	1-10-18	W	69-57	Las Vegas
1-25-06	W	66-56	Colorado Springs	2-14-18	W	67-59	Colorado Springs
2-25-06	W	80-62	Las Vegas	1-16-19	W	66-56	Las Vegas
1-25-07	W	63-55	Colorado Springs	2-13-19	W	62-47	Colorado Springs
2-25-07	W	72-58	Las Vegas	1-4-20	W	67-60	Colorado Springs
1-12-08	W	58-48	Las Vegas				
2-13-08	L	71-66	Colorado Springs				
1-31-09	W	78-64	Las Vegas				

AP TOP 25 POLL (Feb. 1)

Rank	Team	Record	Pts	LW
1	Louisville (26)	16-0	746	1
2	S. Carolina (4)	14-1	721	4
3	Connecticut	11-1	648	3
4	NC State	11-1	646	2
5	UCLA	10-2	642	5
6	Stanford	15-2	597	6
7	Texas A&M	16-1	593	8
8	Baylor	12-2	535	9
9	Arizona	11-2	488	10
10	Maryland	12-2	478	7
11	Ohio State	10-1	462	14
12	Oregon	11-3	412	11
13	Michigan	10-1	388	12
14	South Florida	10-1	340	13
15	Kentucky	13-4	312	15
16	Arkansas	13-6	258	19
17	Indiana	10-4	257	16
18	Tennessee	12-3	221	20
19	Gonzaga	15-2	218	18
20	DePaul	9-4	160	17
21	West Virginia	13-2	144	24
22	Northwestern	9-3	106	23
23	S. Dakota State	13-2	86	25
24	Mississippi State	8-5	85	21
25	Georgia	13-4	73	22

Also Receiving Votes:

Missouri State 64, Georgia Tech 25, Syracuse 20, Iowa State 9, Rice 5, South Dakota 3, SFA 3, Texas 2, LSU 2, Virginia Tech 1

USA TODAY/ESPN TOP 25 (Feb. 2)

Rank	Team	Record	Pts	LW
1	S. Carolina	14-1	781	3
2	NC State	12-1	759	2
3	Louisville	16-1	743	5
4	UCLA	10-2	671	5
5	Connecticut	11-1	659	4
6	Stanford	15-2	658	6
7	Texas A&M	16-1	642	7
8	Baylor	12-2	574	8
9	Arizona	11-2	541	9
10	Maryland	12-2	518	10
11	Oregon	11-3	452	12
12	Michigan	10-1	418	13
13	Ohio State	10-2	412	11
14	Kentucky	13-4	400	14
15	Arkansas	13-6	314	18
16	South Florida	10-1	305	16
17	Indiana	10-4	277	15
18	Gonzaga	15-2	268	17
19	Tennessee	12-3	189	22
20	Northwestern	10-3	178	23
21	DePaul	9-4	121	20
22	Mississippi State	8-5	109	19
23	Missouri State	11-2	101	25
24	West Virginia	13-2	79	NR
25	Georgia	13-4	61	21

Also Receiving Votes:

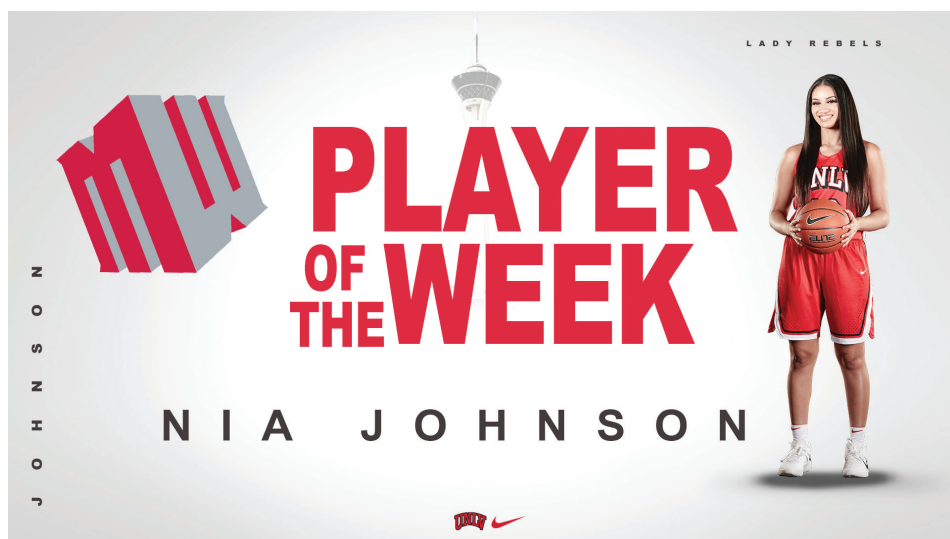
Texas 50; Syracuse 45; South Dakota State 37; Florida Gulf Coast 19; Iowa 8; Southern California 3; Dayton 3; Oklahoma State 2; Iowa State 1; Georgia Tech 1; Alabama 1.

PLAYERS TO WATCH...

It was a given that returning starter and last year's MW Defensive Player of the Year **Bailey Thomas** would be one of the team's leading performers this year. But so far she's far surpassed the best expectations, as the senior from Las Vegas has more than doubled her previous best scoring average to 10.5 points per game, while also posting 4.7 rebounds and a team-high 4.60 assists per game, which ranks third-best in the league. She's posted a pair of 20+ point games as well this year, including a career-high 29 in an upset win over Colorado State, and ranks in the top 25 in the nation in total minutes per game at 37.7, highest in the league.

Five of the scorers on UNLV this year are newcomers as well, led by sophomore forward **Delaynie Byrne**, a transfer from Minnesota who is now eligible for the Lady Rebels after sitting out the 2019-20 season. She ranks 14th in the MW in scoring and seventh in rebounding with team highs of 12.7 ppg and 7.1 rpg, respectively. She is also the top three-point shooter in the league, hitting at a 40.0% rate and also has a team-high four double-doubles.

Desi-Rae Young is another surprise for UNLV this year, as the Las Vegas native is currently the top scoring (11.7 ppg) and rebounding (6.1 rpg) freshman in the conference, ranking 17th and 10th overall. She is also hitting at a 54.1% rate from the floor. Freshman **Jade Thomas**, Bailey's younger sister, is averaging 9.4 ppg while newcomer **Nia Johnson**, a junior college transfer, is adding 11.7 ppg as well.



SCORCHING WEEK LEADS TO PLAYER OF THE WEEK...

Nia Johnson averaged just under 20 points per game over four games, including back-to-back career-high 28-point outings against UNR to earn her first career Mountain West Player of the Week honors on Feb. 2.

After posting double-figure games against Utah State on the road, Johnson shot a sizzling 12-of-21 from three-point range over the two games against the Wolf Pack, with six in each game. She is the only player in the MW this season to score at least 28 points in back-to-back games.

THREE-POINT PARTY...

If there was any question there would be a different look to the UNLV offense this season, that was quickly answered after the first two games as the Lady Rebels have shown that under new head coach **Lindy La Rocque**, the three-ball will be one of its big weapons. That was first on display in the win over CSU Fullerton when the Lady Rebels tied the school record with 12 made three-pointers in the 81-67 win over CSU Fullerton. **Bailey Thomas** led the way with a perfect 6-of-6 performance from behind the arc, which was just one off the school record and is tied for the sixth most in a game this season in the nation.

UNLV would then shatter that record just over two weeks later, knocking down a new team record 15 three-pointers in the blowout victory over LMU on Dec. 21 in the Thomas & Mack Center. Bailey's younger sister **Jade Thomas** led the way with seven three-pointers, tying the school record while setting a new freshman mark for most treys in a game.

As a team UNLV is third in the Mountain West and 37th in the nation with 8.2 three-pointers per game, after ranking near the bottom of both the league and the NCAA in that category for most of its tenure in the Mountain West.

LADY REBEL BASKETBALL

GAME NOTES - UNLV AT AIR FORCE • FEBRUARY 5 & 7 • COLORADO SPRINGS, COLORADO



2020-21 UNLV

Top Scoring Performances

29 - Bailey Thomas.....	Colorado State - 1/7
28 - Nia Johnson	UNR - 2/1
28 - Nia Johnson	UNR - 1/30
26 - Bailey Thomas..	at CSU Fullerton - 12/2
24 - Delaynie Byrne	LMU - 12/21
24 - Jade Thomas	LMU - 12/21
23 - Delaynie Byrne	New Mexico - 1/17
21 - Delaynie Byrne	New Mexico - 1/15
20 - Desi-Rae Young	Wyoming - 12/14
19 - Nia Johnson	Pacific - 12/20
18 - Delaynie Byrne	at Utah State - 1/25
18 - Delaynie Byrne	Pacific - 12/20
18 - Keyana Wilfred	Wyoming - 12/12
18 - Delaynie Byrne	N. Arizona - 11/25
16 - Desi-Rae Young	Colorado State - 1/7
16 - Nia Johnson	Colorado State - 1/7
16 - Jade Thomas	at CSU Fullerton - 12/2
15 - three times.....	

Top Rebounding Performances

13 - Delaynie Byrne	at Utah State - 1/25
12 - Desi-Rae Young	Colorado State - 1/7
11 - Desi-Rae Young	at Utah State - 1/27
11 - Delaynie Byrne	LMU - 12/21
11 - Delaynie Byrne	Wyoming - 12/12
10 - Keyana Wilfred	N. Arizona - 11/25
10 - Delaynie Byrne	N. Arizona - 11/25

Double-Figure

Scoring Performances

Desi-Rae Young	10
Delaynie Byrne	9
Nia Johnson.....	9
Bailey Thomas	7
Jade Thomas.....	7
Keyana Wilfred	5
Anna Blount.....	2

Double-Figure

Rebounding Performances

Delaynie Byrne	5
Desi-Rae Young	2
Nia Johnson.....	1
Keyana Wilfred	1

Double-Figure

Assist Performances

SEASON SWEEP...

UNLV picked up its first conference season sweep of the season after routing Utah State 89-59 in game one (Jan. 25) and then holding off a third quarter rally for a 73-62 victory in game two (Jan. 27). Prior to that series, the Lady Rebels had split the first three, winning the first game of two against Wyoming, Colorado State and New Mexico.

REBOUNDS 'R' US...

UNLV became the first team to lead the Mountain West in rebound margin for five consecutive seasons a year ago, and the Lady Rebels are well on their way to accomplishing that again this season as they are currently 44th in the nation with a +6.5 margin, well ahead of second place Colorado State (+3.94), and rank 26th in total rebounds per contest at 43.6 rpg.

Their dominance on the boards was on display Jan. 25 at Utah State, as UNLV grabbed its most rebounds against a Division I opponent in 29 years with 61 in the 89-59 victory over the Aggies. That also ranked in a tie for ninth most in Lady Rebel history.

INEXPERIENCED LADY REBEL LINEUP...

For the second straight season the Lady Rebels will be featuring a very inexperienced lineup. UNLV entered the 2019-20 campaign with just 37 total career starts from its roster. This year, the Lady Rebel roster has a total of 54 starts in Division I play. However, 53 of the 54 starts came from senior Bailey Thomas, the other 10 players had just one combined start in Division I (**Anna Blount**). **No other team in the nation had 90% or more of its roster combine for just one total career start entering the season besides UNLV.**

YOUTH MOVEMENT...

UNLV will have just two upperclassmen on this year's squad, senior Bailey Thomas and junior transfer Nia Johnson. The Lady Rebels have nine underclassmen on this year's squad, with four freshmen and five sophomores. **As Johnson has just one year of Division I play, that leaves the Lady Rebels as the only school in the nation with over 90% of its roster having just one year of Division I experience coming into the 2020-21 season (not counting Merrimack College, who is starting just its second year in Division I play this season).**

The youth of the Lady Rebels also shows up in the average age of the lineup. UNLV's 11 active players combine for average age of 19.5, the sixth youngest roster in the nation.

<u>School</u>	<u>Average Age</u>
Oral Roberts	19.3
LaSalle	19.3
Incarnate Word	19.3
Montana State	19.3
Western Kentucky	19.4
UNLV	19.5

WHERE WILL THE POINTS COME FROM?...

UNLV will have to replace a significant amount of its offensive production from a year ago, as the Lady Rebels have lost 83.9% of its total scoring, 84.1% of its total rebounding and 80.6% of its total assists from 2019-20. **Only one other school in the nation lost a greater production from the previous year then the Lady Rebels, as Norfolk State lost 85% of its scoring, 86% of its rebounding, and 89% of its assists.**

2020-21 HONORS**DELAYNIE BYRNE***Mountain West*

Player of the Week (Dec. 28)

College Sports Madness

Player of the Week (Dec. 28, Jan. 18)

NIA JOHNSON*Mountain West*

Player of the Week (Feb. 2)

College Sports Madness

Player of the Week (Feb. 1)

**BYRNE = PLAYER OF THE WEEK...**

Delaynie Byrne picked up the first conference weekly honor of her career on Dec. 28, as the sophomore forward was named Mountain West Player of the Week after helping UNLV cruise past Loyola Marymount 94-59 Dec. 21 in Las Vegas. In that game, Byrne posted a new career-high with 24 points and added a career-high tying 11 rebounds for her third double-double of the season. When the game was still in doubt in the first quarter with the Lady Rebels tied at 8-8 with the Lions, Byrne took over as she scored the next 11 points of the game. She started the run with a pair of free throws, and followed that with a three-pointer, a three-point play and then another three-pointer to put UNLV ahead 19-8. The Lady Rebels would lead by double-digits the rest of the way.

Byrne finished the afternoon hitting a career-high five three-pointers out of seven attempts. Overall she was 7-of-12 from the floor for 58.3%, also a new career-high. She was a perfect 5-of-5 at the free throw line and added two assists as well.

THOMAS DUO...

The Lady Rebels will have a pair of sisters on this year's team, as **Jade Thomas** will be a freshman and **Bailey Thomas** a senior. This will make the first-time the Thomas sisters have ever played on a team together through ever level of basketball. They join a long line of sister duos to play for the Lady Rebels, following in the footsteps of the Gonzales twins (Dakota and Dylan) as well as twins Pauline (1988-90) and Geannine Jordan (1987-90) and Dishawn (2000-03) and Sherry McCracklin (2002-06).

2020-21 SIGNING CLASS ANNOUNCED...

UNLV head coach Lindy La Rocque's first recruiting class was one of the best in decades for the Lady Rebels, as the five-member class included a pair of players there were ranked in the ESPN Top 70 (**Alyssa Durazo-Frescas** - #64, **Alyssa Brown** - #66). Also signing were **Kenadee Winfrey** (Canyon, Texas), **Kiara Jackson** (Grand Prairie, Texas) and **Taylin Smith** (Beaverton, Oregon).

WATCHING THE LADY REBELS...

UNLV is scheduled to have all 13 home games live streamed this season. Eleven of the games will be on the Mountain West Network, available at UNLVRebels.com. **Ben Wilson** returns as play-by-play for the home video stream in his second year with the broadcasts, while **Jacob Roach** and **Ashly Dickinson** will serve as color analysts.

FloSports will carry all four games of December's Duel In The Desert event, hosted by UNLV from Dec. 19-21. That includes UNLV's game against Pacific (Dec. 20) and the Dec. 21 contest against Loyola Marymount.

UNLV ON THE RADIO...

All Lady Rebel home games and all but two road games will have a live radio broadcast this season, featuring the radio call of **Wyatt Tomchek** (play-by-play). **Kevaney Martin** and **Ashly Dickinson** will serve as color analyst on home broadcasts, while **Mark Wasik** will fill the role on road games. This year's games can be heard through a link on UNLVRebels.com.

A select number of games this season will also be carried live on local stations to be determined at a later date.

LADY REBEL BASKETBALL

GAME NOTES - UNLV AT AIR FORCE • FEBRUARY 5 & 7 • COLORADO SPRINGS, COLORADO



UNLV PICKED TO FINISH NINTH IN THE MW...

The Lady Rebels were picked to finish ninth in this year's MW preseason coaches poll.

2020-21 Mountain West Preseason Poll

(First place votes in parentheses)

1.	Fresno State (22)	266
2.	San Jose State (2)	239
3.	Boise State (1)	221
4.	San Diego State (1)	185
5.	Wyoming	173
6.	New Mexico	145
7.	Air Force	120
8.	Colorado State	117
9.	UNLV	111
10.	UNR	95
11.	Utah State	44



LADY REBEL BASKETBALL

GAME NOTES - UNLV AT AIR FORCE • FEBRUARY 5 & 7 • COLORADO SPRINGS, COLORADO

2020-21 UNLV LADY REBELS ROSTER

NO.	NAME	POS.	HT.	CL.	HOMETOWN/PREVIOUS
2	Jasmine Singleton	G	5-7	Fr.	Goodyear, Arizona/Millennium HS
5	Jade Thomas	G	5-10	Fr.	Las Vegas, Nevada/Centennial HS
10	Jacinta Buckley	G	6-1	So.	Spokane, Washington/Lewis and Clark HS
12	Anna Blount	F	6-1	So.	Stockton, California/St. Mary's HS
14	Bailey Thomas	G	5-9	RS-Sr.	Las Vegas, Nevada/West Virginia
15	Keyana Wilfred	C	6-3	So.	Mitchell, Nebraska/Mitchell HS
21	Delaynie Byrne	F	6-3	So.	Arvada, Colorado/Minnesota
22	Tianna Carter	F	6-1	RS-Fr.	Tucson, Arizona/Canyon Del Oro HS
23	Desi-Rae Young	F	6-1	Fr.	Las Vegas, Nevada/Desert Oasis HS
30	Nia Johnson	G	5-8	Jr.	Sacramento, California/Diablo Valley College
34	Citlalli Gurrola	G	5-6	So.	Spring Valley, California/Mt. Miguel HS

HEAD COACH: Lindy La Rocque (Stanford '12/First season)

ASSISTANT COACHES:

Roman Owen (Central Oklahoma '09/First season)

Mia Bell (UNLV '14/Seventh season)

Nneka Enemkpali (Texas '15/First season)

PRONUNCIATION GUIDE

Lindy La Rocque (la ROCK)

Anna Blount (rhymes with count)

Delaynie Byrne (dee-LAY-nee)

Nneka Enemkpali (neh-KA EM-kah-pah-lah)

Citlalli Gurrola (sih-TALL-yah grr-ROLL-yah)

Jasmine Singleton (JAZ-men)

THIS DAY IN LADY REBELS HISTORY

DATE	OPPONENT	W/L	SCORE	LOCATION	DATE	OPPONENT	W/L	SCORE	LOCATION
2-5-82	SMU	L	73-83	Las Vegas	2-7-81	California	L	95-85	Las Vegas
2-5-83	Ole Miss	W	93-86	Las Vegas	2-7-85	Pacific	W	95-64	Stockton, Calif.
2-5-87	CSU Fullerton	W	61-54	Fullerton, Calif.	2-7-87	San Diego State	W	63-58	San Diego, Calif.
2-5-94	UCSB	W	78-61	Santa Barbara, Calif	2-7-89	New Mexico St	W	99-92	Las Vegas
2-5-95	CSU Fullerton	L	54-59	Las Vegas	2-7-98	Hawaii	L	105-81	Honolulu, Hawaii
2-5-00	Wyoming	W	73-59	Las Vegas	2-7-09	New Mexico	W	57-51	Las Vegas
2-5-04	BYU	W	77-64	Las Vegas	2-7-15	Colorado State	L	55-43	Las Vegas
2-5-05	BYU	L	48-84	Provo, Utah	2-7-18	UNR	W	77-55	Las Vegas
2-5-11	BYU	L	44-79	Las Vegas					
2-5-14	Colorado State	L	48-66	Las Vegas					
2-5-20	Utah State	W	69-45	Las Vegas					

LADY REBEL BASKETBALL

GAME NOTES - UNLV AT AIR FORCE • FEBRUARY 5 & 7 • COLORADO SPRINGS, COLORADO



UNLV'S RECORD WHEN...

At home.....	5-7
On the road.....	3-0
Neutral.....	0-0
Afternoon	3-7
Night	5-0
Overtime	0-1
On TV	0-0
vs. the Big Sky	0-1
vs. the Big West	1-0
vs. the Pac-12	0-1
vs. the WCC	1-1
on Mondays.....	2-2
on Tuesdays.....	0-0
on Wednesdays.....	3-1
on Thursdays	1-0
on Fridays.....	1-0
on Saturdays.....	2-2
on Sundays	0-2
in November.....	0-1
in December.....	3-3
in January	5-2
in February	0-1
in March	0-0
Leading at halftime	7-2
Trailing at halftime.....	1-5
Tied at halftime	0-0
Better FG percentage	7-2
Worse FG percentage.....	1-5
More free throws made	8-5
Same or less free throws made.....	0-2
More FTs made then opp attempts.....	6-3
More 3-pt FGs made	6-2
Same or less 3-pt FGs made.....	2-5
More rebounds	5-4
Same or fewer rebounds.....	3-3
More turnovers.....	3-5
Same or fewer turnovers	5-2
When scoring in the 30s.....	0-0
When scoring in the 40s.....	0-0
When scoring in the 50s.....	1-2
When scoring in the 60s.....	1-1
When scoring in the 70s.....	2-4
When scoring in the 80s.....	3-0
When scoring in the 90s.....	1-0
When scoring in the 100s.....	0-0
Opponent scores in the 30s	0-0
Opponent scores in the 40s	1-0
Opponent scores in the 50s	3-0
Opponent scores in the 60s	3-2
Opponent scores in the 70s	1-3
Opponent scores in the 80s	1-0
Opponent scores in the 90s	0-0
Opponent scores in the 100s	0-1
Game decided by five points or less	2-4
Wearing white	4-5
Wearing red.....	3-1
Wearing black	1-1
Wearing pink	0-0

UNLV STARTING LINEUPS (points scored)

NAU	B. Thomas (10)	J. Thomas (11)	Johnson (0)	Byrne (18)	Wilfred (11)
at CSUF	B. Thomas (26)	J. Thomas (16)	Johnson (3)	Byrne (9)	Wilfred (0)
Stanford	B. Thomas (10)	J. Thomas (3)	Johnson (12)	Byrne (4)	Wilfred (0)
Wyoming	B. Thomas (0)	J. Thomas (5)	Johnson (7)	Byrne (9)	Young (9)
Wyoming	B. Thomas (0)	J. Thomas (6)	Johnson (12)	Byrne (7)	Young (20)
Pacific	B. Thomas (13)	J. Thomas (10)	Johnson (19)	Byrne (18)	Young (9)
LMU	B. Thomas (7)	J. Thomas (24)	Johnson (9)	Byrne (24)	Young (15)
CSU	B. Thomas (29)	J. Thomas (6)	Johnson (16)	Byrne (10)	Young (16)
CSU	B. Thomas (12)	J. Thomas (6)	Johnson (10)	Byrne (10)	Young (4)
New Mexico	B. Thomas (8)	J. Thomas (9)	Johnson (7)	Byrne (21)	Young (7)
New Mexico	B. Thomas (9)	J. Thomas (4)	Johnson (2)	Byrne (23)	Young (15)
at Utah St	B. Thomas (9)	J. Thomas (13)	Johnson (13)	Byrne (18)	Young (14)
at Utah St	B. Thomas (6)	J. Thomas (13)	Johnson (10)	Byrne (8)	Young (15)
UNR	B. Thomas (13)	J. Thomas (4)	Johnson (28)	Byrne (10)	Young (7)
UNR	B. Thomas (5)	J. Thomas (11)	Johnson (28)	Byrne (2)	Young (14)

WHEN WAS THE LAST TIME ...

Player scored 30 points

Dakota Gonzalez (31) at San Jose St, 2/11/17

Player scored 35 points

Sequoia Holmes (35) Oregon State, 11/24/07

Player scored 40 points

Constance Jinks (40)..... Air Force, 3/1/03

Player grabs 15 rebounds

Rodjanae Wade (21)... San Jose State, 3/2/20

Player grabs 20 rebounds

Rodjanae Wade (21)... San Jose State, 3/2/20

Player records double-double

Desi-Rae Youngat Utah State, 1/27/21
15 points, 11 rebounds

Player records triple-double

Linda Fröhlich..... Colorado State, 2/25/99
14 points, 10 rebounds, 10 assists

Player records 10 assists

Mia Bell (10).....Nevada, Reno, 3/7/14

Player records 7 or more steals

Dakota Gonzalez (8)Utah State, 3/7/17

Player records 5 or more blocks

Delaynie Byrne (6)..... UNR, 1/30/21

Had five players in double figures

Northern Arizona (5)..... 11/25/20
Delaynie Byrne (18), Jade Thomas (11),
Keyana Wilfred (11), Desi-Rae Young (11),
Bailey Thomas (10)

UNLV scored 100 points or more

Concordia, W 102-46.....11/11/16

UNLV scored 90 points or more

LMU, W 94-59..... 12/21/20

Scored less than 40 points

at San Diego State, L 48-39 1/25/20

Allowed 100 points

Stanford, L 101-54 12/5/20

Held opponent to less than 40 points

Fresno State, W 54-38..... 3/3/17

Recorded 60 or more rebounds

61, at Utah State..... 1/25/21

Recorded 25 or more assists

25, San Jose State..... 3/6/15

Recorded 20 or more steals

23, Concordia11/11/16

Recorded 8 or more blocks

8, Air Force 1/16/19

Won an overtime game

St. John's (1 OT), W 79-75 12/1/19

Lost an overtime game

Pacific, (2 OT) L 77-75..... 12/20/21

Played a ranked opponent

#2 Stanford, L, 101-54..... 12/2/20

Defeated a ranked opponent

vs #16 George Washington, W, 62-61..... 11/30/07



LADY REBEL BASKETBALL

GAME NOTES - UNLV AT AIR FORCE • FEBRUARY 5 & 7 • COLORADO SPRINGS, COLORADO

UNLV CAREER DOUBLE DOUBLES

Pauline Jordan (88-90).....	54
Linda Frölich (99-02).....	52
Angela Christian (84-87)	36
Jamie Smith (09-12).....	34
Kathie Calloway (79-82).....	29
Sherry McCracklin (02-06).....	25
Rodjanae Wade (2016-20).....	24
RanDee Henry (03-05).....	24
Shamela Hampton (06-09).....	24
Donya Monroe (1983-86)	21

2020-21 UNLV DOUBLE DOUBLES

Delaynie Byrne	4
1/25 at Utah State.....	18 pts, 13 rebs
12/21 vs LMU	24 pts, 11 rebs
12/20 vs Pacific	18 pts, 10 rebs
11/25 vs Northern Arizona	18 pts, 10 rebs

Desi-Rae Young	2
1/27 at Utah State.....	15 pts, 11 rebs
1/7 vs Colorado State	16 pts, 12 rebs

Nia Johnson	1
12/20 vs Pacific	19 pts, 12 rebs

Keyana Wilfred	1
11/25 vs Northern Arizona	11 pts, 10 rebs

MOUNTAIN WEST DOUBLE DOUBLES

Lore Devos (Colorado State)	5
Maddi Utti (Fresno State)	4
Delaynie Byrne (UNLV)	4
Tyra Whitehead (SJSU)	3
Mallory McGwire (Boise State).....	3
Mercedes Staples (SDSU).....	3
Desi-Rae Young (UNLV)	2
Emily Conroe (Air Force).....	2
Rachel Bowers (Boise State)	2
Haley Cavinder (Fresno State).....	2
Sophia Ramos (San Diego State).....	2
Jessica Chatman (Utah State).....	2
Dagny Davidsdottir (Wyoming)	2
Tori Williams (Colorado State).....	2
Emmie Harris (Utah State).....	2
.....	
Nia Johnson (UNLV)	1
Keyana Wilfred (UNLV)	1

LADY REBELS IN THE RANKINGS* (AS OF FEB. 3)

* - These rankings do not include San Jose State as they opted-out of the season after four games

INDIVIDUAL RANK

	ALL GAMES	CONFERENCE	NCAA
<u>Delaynie Byrne</u>			
Scoring	14th (12.7 ppg)	19th (11.8 ppg)	
Rebounding	7th (7.1 rpg)	7th (7.0 rpg)	217th
Free Throw Percentage	4th (78.6%)	5th (84.0%)	
Three-Point FGs Made	4th (2.3 pg)	7th (1.90 pg)	90st
Blocks	7th (1.1 bpg)	5th (1.30 bpg)	209th
Offensive Rebounding	t9th (1.9 rpg)	t7th (2.00 bpg)	
Defensive Rebounding	8th (5.2 rpg)	7th (5.00 rpg)	
Double-Doubles	2nd (4)		
Minutes Played	10th (31.9 mpg)	13th (31.80 mpg)	
<u>Desi-Rae Young</u>			
Scoring	t17th (11.7 ppg)	15th (12.1 ppg)	
Rebounding	10th (6.1 rpg)	9th (6.6 rpg)	
Field Goal Percentage		2nd (56.2%)	
Free Throw Percentage	8th (61.1%)		
Offensive Rebounding	t9th (1.9 rpg)		
Defensive Rebounding	12th (4.2 rpg)	10th (4.80 rpg)	
<u>Bailey Thomas</u>			
Assists	3rd (4.6 apg)	2nd (4.80 apg)	62nd
Steals	7th (1.67 spg)	9th (1.60 spg)	
Three-Point FGs Made	9th (1.73 pg)		
Assist/Turnover Ratio	3rd (2.09)	2nd (2.18)	60th
Minutes Played	1st (37.7 mpg)	2nd (36.89 mpg)	22nd
<u>Nia Johnson</u>			
Scoring	t17th (11.7 ppg)	10th (13.3)	
Three-Point FGs Made	t10th (1.67 pg)	6th (2.00 pg)	
<u>Jade Thomas</u>			
Three-Point FGs Made	5th (2.07 pg)	t11th (1.60)	144th
Minutes Played	4th (35.6 mpg)	4th (35.12 mpg)	73rd
<u>Keyana Wilfred</u>			
Offensive Rebounding	6th (2.20 rpg)	3rd (2.50 rpg)	

TEAM RANK

	ALL GAMES	CONFERENCE	NCAA
Scoring	4th (71.87 ppg)	4th (69.90 ppg)	83rd
Scoring Defense	7th (68.73 ppg)	3rd (64.80 ppg)	226th
Scoring Margin	5th (+3.13 ppg)	4th (+5.10 ppg)	135th
FG Percentage	6th (39.0%)	4th (39.8%)	216th
FG Per. Defense	5th (39.6%)	1st (37.9%)	157th
FT Percentage	6th (71.0%)	7th (69.2%)	148th
3-pt FG Percentage	4th (33.0%)	5th (30.7%)	97th
3-pt FG Per. Defense	7th (31.6%)	6th (31.4%)	194th
3-pt Field Goals	3rd (8.20 pg)	4th (7.30 pg)	37th
Rebounding Offense	1st (42.67 rpg)	1st (43.20 rpg)	33rd
Rebounding Defense	3rd (37.47 rpg)	3rd (36.70 rpg)	
Rebounding Margin	1st (+5.20)	1st (+6.50)	59th
Offensive Rebounds	3rd (12.87 rpg)	3rd (12.70 rpg)	
Defensive Rebounds	3rd (29.80 rpg)	2nd (30.50 rpg)	
Assists	4th (13.40 apg)	3rd (13.60 apg)	138th
Steals	5th (7.20 spg)	4th (7.00 spg)	210th
Turnover Margin	8th (-1.20)	6th (-0.60)	223rd
Assist/Turnover Ratio	6th (0.86)	5th (0.99)	130th
Blocks	8th (2.47 bpg)	8th (2.60 bpg)	239th

2020-21 SUPERLATIVES

Individual Highs

Points	29, Bailey Thomas, Colorado State (1/7)
Field Goals	10, twice
Field Goals Attempted	25, Bailey Thomas, Colorado State (1/7)
Field Goal Percentage	1.000 (8-8), Bailey Thomas, at CSU Fullerton (12/2)
3-pt FGs	7, Jade Thomas, LMU (12/21)
3-pt FGs Attempted	14, Bailey Thomas, Colorado State (1/7)
Free Throws	8, twice
Free Throws Attempted	10, twice
Free Throw Percentage	1.000 (7-7), Desi-Rae Young, LMU (12/21)
Rebounds	13, Delaynie Byrne, at Utah State (1/25)
Assists	8, Bailey Thomas, at Utah State (1/25)
Blocks	6, Delaynie Byrne, UNR (1/30)
Steals	5, Bailey Thomas, at Utah State (1/27)

UNLV Superlatives

Points	94, LMU (12/21)
First Quarter Points	24, LMU (12/21)
First Half Points	58, LMU (12/21)
Second Half Points	44, New Mexico (1/17), at Utah State (1/25)
Field Goals	28, four times
Field Goals Attempted	76, at Utah State (1/25)
Field Goal Percentage	.459 (28-61), Colorado State (1/7)
3-pt FGs	15, LMU (12/21)
3-pt FGs Attempted	33, Pacific (12/20)
3-pt FG Percentage	.517 (15-29), LMU (12/21)
Free Throws	25, LMU (12/21)
Free Throws Attempted	35, at CSU Fullerton (12/2)
Free Throw Percentage	.833 (25-30), LMU (12/21)
Rebounds	61, at Utah State (1/25)
Assists	18, New Mexico (1/15)
Blocks	7, UNR (1/30)
Steals	15, at Utah State (1/27)
Turnovers	24, Pacific (12/20)
Personal Fouls	25, at CSU Fullerton (12/2)

Opponent Superlatives

Points	101, Stanford (12/5)
First Quarter Points	28, Northern Arizona (11/25)
First Half Points	49, Northern Arizona (11/25)
Second Half Points	54, Stanford (12/5)
Field Goals	43, Stanford (12/5)
Field Goals Attempted	78, Pacific (12/20)
Field Goal Percentage	.573 (43-75), Stanford (12/5)
3-pt FGs	12, twice
3-pt FGs Attempts	40, New Mexico (1/15)
3-pt FG Percentage	.476 (10-21), Colorado State (1/9)
Free Throws	19, Wyoming (12/14)
Free Throws Attempted	25, Wyoming (12/14)
Free Throw Percentage	.783 (18-23), Pacific (12/20)
Rebounds	47, Pacific (12/20)
Assists	23, Stanford (12/5)
Blocks	10, Stanford (12/5)
Steals	15, Pacific (12/20)
Turnovers	25, at CSU Fullerton (12/2)
Personal Fouls	24, at CSU Fullerton (12/2), at Utah State (1/25)

Opponent

29, Antonia Anderson, New Mexico (1/17)
12, three times
25, Shyla Latone, at Utah State (1/27)
.705 (12-17), twice
6, McKenna Hofschild, Colorado State (1/9)
13, Ahlise Hurst, New Mexico (1/15)
10, Valerie Higgins, Pacific (12/20)
13, Valerie Higgins, Pacific (12/20)
1.000 (5-5), Jaedyn De La Cerda, UNM (1/17)
18, Regan Schenck, N. Arizona (11/25)
8, McKenna Hofschild, Colorado State (1/7)
4, four times
8, Valerie Higgins, Pacific (12/20)

Lows

54, Stanford (12/5), Wyoming (12/12)
9, twice
21, Stanford (12/5)
26, Colorado State (1/9)
14, Stanford (12/5)
42, Wyoming (12/12)
.269 (14-52), Stanford (12/5)
4, Wyoming (12/14)
17, Wyoming (12/12)
.208 (5-24), New Mexico (1/17)
4, Colorado State (1/9)
9, Colorado State (1/9)
.611 (11-18), Wyoming (12/12)
31, Stanford (12/5)
6, Stanford (12/5), Wyoming (12/12)
0, twice
4, three times
5, at Utah State (1/25)
7, New Mexico (1/15)

Lows

46, Wyoming (12/12)
8, Wyoming (12/12)
16, Wyoming (12/12)
17, New Mexico (1/15)
17, Wyoming (12/12)
50, at CSU Fullerton (12/2)
.279 (17-61), Wyoming (12/12)
4, Wyoming (12/12), at Utah State (1/27)
15, at CSU Fullerton (12/2)
.160 (4-25), Wyoming (12/12)
3, twice
4, Colorado State (1/9)
.600 (3-5), New Mexico (1/15)
29, three times
8, Wyoming (12/12)
0, three times
2, UNR (1/30)
9, Wyoming (12/14)
13, Colorado State (1/9)



LADY REBEL BASKETBALL

GAME NOTES - UNLV AT AIR FORCE • FEBRUARY 5 & 7 • COLORADO SPRINGS, COLORADO



#2 • JASMINE SINGLETON

5-7 • Freshman • Guard • Goodyear, Arizona

CAREER STATISTICS

SINGLETON, Jasmine

				Field Goals		3-Point		F-Throws		Rebounds								Scoring		
SEASON	TEAM	GP-GS	MIN/AVG	FG-FGA	FG%	3FG-FGA	3FG%	FT-FTA	FT%	OFF	DEF	TOT	AVG	PF-FO	AST	TO	BLK	STL	PTS	AVG
2020-21	UNLV	13-0	168/13.0	7-20	.350	2-6	.333	11-21	.524	7	21	28	2.2	13-0	23	21	1	15	27	2.1
TOTAL		13-0	168/13.0	7-20	.350	2-6	.333	11-21	.524	7	21	28	2.2	13-0	23	21	1	15	27	2.1

GAME BY GAME STATISTICS

Opponent	Date	GS	MIN	Total		3-Pointers		Free throws		Rebounds				PF	A	T/O	BLK	STL	PTS	AVG
				FG-FGA	PCT	3FG-3FGA	PCT	FT-FTA	PCT	OFF	DEF	TOT	AVG							
Northern Ariz.	11/25/2020		18:16	1-1	1.000	1-1	1.000	2-2	1.000	0	0	0	0.0	2	3	4	0	2	5	5.0
at Cal St. Fullerton	12/02/2020		14:52	0-1	.000	0-1	.000	1-2	.500	1	0	2	1.0	2	2	4	0	2	1	3.0
Stanford	12/05/2020		22:23	1-2	.500	0-0	.000	3-4	.750	1	2	3	1.7	1	0	1	0	2	5	3.7
Wyoming	12/12/2020		11:37	0-0	.000	0-0	.000	1-4	.250	2	1	3	2.0	0	3	2	0	0	1	3.0
Wyoming	12/14/2020		10:08	0-1	.000	0-0	.000	1-2	.500	0	2	2	2.0	1	2	0	0	0	1	2.6
Pacific	12/20/2020		05:28	0-1	.000	0-0	.000	0-0	.000	0	2	2	2.0	0	0	2	0	0	0	2.2
Loyola Marymount	12/21/2020		05:23	1-1	1.000	0-0	.000	0-0	.000	0	2	2	2.0	1	0	3	0	1	2	2.1
Colorado St.	01/09/2021		14:10	0-1	.000	0-0	.000	1-2	.500	3	4	7	2.6	2	6	1	0	1	1	2.0
New Mexico	01/15/2021		16:57	1-3	.333	0-0	.000	1-2	.500	0	3	3	2.7	0	1	1	0	3	3	2.1
New Mexico	01/17/2021		19:38	2-5	.400	1-3	.333	1-1	1.000	0	2	2	2.6	1	2	2	0	1	6	2.5
at Utah St.	01/25/2021		10:00	0-2	.000	0-0	.000	0-0	.000	0	2	2	2.5	1	0	0	0	0	0	2.3
at Utah St.	01/27/2021		06:00	1-1	1.000	0-0	.000	0-0	.000	0	0	0	2.3	0	1	1	1	2	2	2.3
Nevada	02/01/2021		13:32	0-1	.000	0-1	.000	0-2	.000	0	0	0	2.2	2	3	0	0	1	0	2.1
Totals		0	168:23	7-20	.350	2-6	.333	11-21	.524	7	21	28	2.2	13	23	21	1	15	27	2.1

SEASON & CAREER HIGHS

POINTS

Season 6, New Mexico (1/17)

Career 6, New Mexico (1/17/21)

FIELD GOALS

Season 2, New Mexico (1/17)

Career 2, New Mexico (1/17/21)

FREE THROWS

Season 3, Stanford (12/5)

Career 3, Stanford (12/5/20)

THREE-POINTERS

Season 1, twice

Career 1, twice

REBOUNDS

Season 7, Colorado State (1/9)

Career 7, Colorado State (1/9/21)

ASSISTS

Season 6, Colorado State (1/9)

Career 6, Colorado State (1/9/21)

STEALS

Season 3, New Mexico (1/17)

Career 3, New Mexico (1/17/21)

BLOCKS

Season

Career

TOTALS

DOUBLE-DOUBLES

Season

Career

10+ SCORING GAMES

Season

Career

10+ REBOUNDING GAMES

Season

Career

PLAYER NOTES

- ◆ Posted new career-highs of points (six) and steals (three) against New Mexico (1/17)
- ◆ Came off the bench with seven rebounds and six assists against Colorado State (1/9)

LADY REBEL BASKETBALL

GAME NOTES - UNLV AT AIR FORCE • FEBRUARY 5 & 7 • COLORADO SPRINGS, COLORADO



SEASON & CAREER HIGHS

POINTS

Season24, Loyola Marymount (12/20)

Career 24, Loyola Marymount (12/20/20)

FIELD GOALS

Season8, Loyola Marymount (12/20)

Career 8, Loyola Marymount (12/20/20)

FREE THROWS

Season 4, at CSU Fullerton (12/2)

Career 4, at CSU Fullerton (12/2/20)

THREE-POINTERS

Season7, Loyola Marymount (12/20)

Career 7, Loyola Marymount (12/20/20)

REBOUNDS

Season 9, at Utah State (1/25)

Career 9, at Utah State (1/25/21)

ASSISTS

Season5, Colorado State (1/7)

Career5, Colorado State (1/7/21)

STEALS

Season 3, at Utah State (1/27)

Career 3, at Utah State (1/27/21)

BLOCKS

Season 1, four times

Career 1, four times

TOTALS

DOUBLE-DOUBLES

Season

Career

10+ SCORING GAMES

Season7

Career7

10+ REBOUNDING GAMES

Season

Career

#5 • JADE THOMAS

5-10 • Freshman • Guard • Las Vegas, Nevada

CAREER STATISTICS

THOMAS, Jade

			Field Goals		3-Point		F-Throws		Rebounds								Scoring		
SEASON TEAM	GP-GS	MIN/AVG	FG-FGA	FG%	3FG-FGA	3FG%	FT-FTA	FT%	OFF	DEF	TOT	AVG	PF-FO	AST	TO	BLK	STL	PTS	AVG
2020-21 UNLV	15-15	533/35.6	48-132	.364	31-90	.344	14-22	.636	13	50	63	4.2	26-0	25	22	4	16	141	9.4
TOTAL	15-15	533/35.6	48-132	.364	31-90	.344	14-22	.636	13	50	63	4.2	26-0	25	22	4	16	141	9.4

GAME BY GAME STATISTICS

Opponent	Date	GS	MIN	Total		3-Pointers		Free throws		Rebounds				PF	A	T/O	BLK	STL	PTS	AVG
				FG-FGA	PCT	3FG-3FGA	PCT	FT-FTA	PCT	OFF	DEF	TOT	AVG							
Northern Ariz.	11/25/2020	*	38:10	5-15	.333	1-8	.125	0-0	.000	1	2	3	3.0	1	2	0	1	1	11	11.0
at Cal St. Fullerton	12/02/2020	*	37:11	4-9	.444	4-5	.800	4-8	.500	1	2	3	3.0	1	1	1	0	1	16	13.5
Stanford	12/05/2020	*	23:22	1-3	.333	1-2	.500	0-0	.000	0	1	1	2.3	4	1	5	0	1	3	10.0
Wyoming	12/12/2020	*	35:04	2-5	.400	1-4	.250	0-0	.000	0	1	1	2.0	2	2	1	1	1	5	8.8
Wyoming	12/14/2020	*	39:50	2-8	.250	2-5	.400	0-0	.000	2	3	5	2.6	4	1	1	0	1	6	8.2
Pacific	12/20/2020	*	44:58	3-8	.375	2-6	.333	2-2	1.000	0	1	1	2.3	0	2	1	0	0	10	8.5
Loyola Marymount	12/21/2020	*	38:34	8-12	.667	7-10	.700	1-2	.500	3	4	7	3.0	1	2	1	0	2	24	10.7
Colorado St.	01/07/2021	*	40:00	2-6	.333	2-4	.500	0-0	.000	1	5	6	3.4	0	4	2	0	2	6	10.1
Colorado St.	01/09/2021	*	35:50	2-8	.250	2-7	.286	0-0	.000	0	1	1	3.1	1	3	1	0	1	6	9.7
New Mexico	01/15/2021	*	29:14	4-12	.333	1-6	.167	0-0	.000	3	1	4	3.2	1	1	2	1	0	9	9.6
New Mexico	01/17/2021	*	33:17	1-7	.143	0-5	.000	2-2	1.000	0	5	5	3.4	2	0	4	0	1	4	9.1
at Utah St.	01/25/2021	*	33:00	5-15	.333	2-10	.200	1-2	.500	1	8	9	3.8	1	1	0	0	0	13	9.4
at Utah St.	01/27/2021	*	36:00	5-9	.556	2-5	.400	1-2	.500	0	6	6	4.0	3	1	0	1	3	13	9.7
Nevada	01/30/2021	*	35:24	1-7	.143	1-6	.167	1-2	.500	1	6	7	4.2	2	1	2	0	1	4	9.3
Nevada	02/01/2021	*	33:31	3-8	.375	3-7	.429	2-2	1.000	0	4	4	4.2	3	3	1	0	1	11	9.4
Totals			15 533:25	48-132	.364	31-90	.344	14-22	.636	13	50	63	4.2	26	25	22	4	16	141	9.4

PLAYER NOTES

- ♦ Tied the school record and set a UNLV freshman mark with seven three-pointers in the 35-point win over LMU (12/21)
- ♦ Second straight game of double-figures after knocking down four three-pointers on the way to 16 points at CSU Fullerton (12/2)
- ♦ Posted double-figures in her first career game with 11 against Northern Arizona (11/25)
- ♦ Younger sister of senior Bailey Thomas (the pair have sister who also plays at Arizona)



LADY REBEL BASKETBALL

GAME NOTES - UNLV AT AIR FORCE • FEBRUARY 5 & 7 • COLORADO SPRINGS, COLORADO



#10 • JACINTA BUCKLEY

6-1 • Sophomore • Guard • Spokane, Washington

CAREER STATISTICS

BUCKLEY, Jacinta

				Field Goals		3-Point		F-Throws		Rebounds										Scoring	
SEASON	TEAM	GP-GS	MIN	AVG	FG-FGA	FG%	3FG-FGA	3FG%	FT-FTA	FT%	OFF	DEF	TOT	AVG	PF-FO	AST	TO	BLK	STL	PTS	AVG
2019-20	UNLV	28-0	199	7.1	18-50	.360	10-33	.303	1-2	.500	7	27	34	1.2	4-0	10	8	5	6	47	1.7
2020-21	UNLV	15-0	179	11.9	15-53	.283	5-20	.250	4-4	1.000	11	25	36	2.4	15-0	11	9	3	3	39	2.6
TOTAL		43-0	377	8.8	33-103	.320	15-53	.283	5-6	.833	18	52	70	1.6	19-0	21	17	8	9	86	2.0

GAME BY GAME STATISTICS

Opponent	Date	GS	MIN	Total		3-Pointers		Free throws		Rebounds				PF	A	T/O	BLK	STL	PTS	AVG
				FG-FGA	PCT	3FG-3FGA	PCT	FT-FTA	PCT	OFF	DEF	TOT	AVG							
Northern Ariz.	11/25/2020		18:10	2-7	.286	0-2	.000	0-0	.000	2	2	4	4.0	1	0	1	0	1	4	4.0
at Cal St. Fullerton	12/02/2020		13:40	1-9	.111	0-2	.000	0-0	.000	2	1	3	3.5	1	0	0	1	1	2	3.0
Stanford	12/05/2020		19:12	2-5	.400	0-1	.000	0-0	.000	3	2	5	4.0	0	1	2	0	0	4	3.3
Wyoming	12/12/2020		15:40	2-3	.667	1-2	.500	0-0	.000	1	2	3	3.8	2	2	0	1	0	5	3.8
Wyoming	12/14/2020		08:32	0-1	.000	0-0	.000	2-2	1.000	0	3	3	3.6	2	0	0	0	0	2	3.4
Pacific	12/20/2020		03:45	0-3	.000	0-1	.000	0-0	.000	0	0	0	3.0	0	1	0	0	0	0	2.8
Loyola Marymount	12/21/2020		14:11	3-5	.600	2-3	.667	0-0	.000	0	1	1	2.7	1	2	2	1	0	8	3.6
Colorado St.	01/07/2021		01:47	1-1	1.000	1-1	1.000	0-0	.000	0	0	0	2.4	0	1	0	0	0	3	3.5
Colorado St.	01/09/2021		02:50	0-0	.000	0-0	.000	0-0	.000	0	0	0	2.1	0	0	0	0	0	0	3.1
New Mexico	01/15/2021		11:17	1-4	.250	0-1	.000	0-0	.000	2	6	8	2.7	1	1	1	0	0	2	3.0
New Mexico	01/17/2021		20:38	1-5	.200	0-1	.000	0-0	.000	1	1	2	2.6	2	1	0	0	0	2	2.9
at Utah St.	01/25/2021		17:00	2-5	.400	1-1	1.000	2-2	1.000	0	4	4	2.8	1	2	1	0	0	7	3.3
at Utah St.	01/27/2021		13:00	0-1	.000	0-1	.000	0-0	.000	0	0	0	2.5	2	0	1	0	0	0	3.0
Nevada	01/30/2021		11:41	0-3	.000	0-3	.000	0-0	.000	0	1	1	2.4	2	0	1	0	1	0	2.8
Nevada	02/01/2021		07:24	0-1	.000	0-1	.000	0-0	.000	0	2	2	2.4	0	0	0	0	0	0	2.6
Totals		0	178:47	15-53	.283	5-20	.250	4-4	1.000	11	25	36	2.4	15	11	9	3	3	39	2.6

SEASON & CAREER HIGHS

POINTS

Season8, Loyola Marymount (12/21)

Career8, twice

FIELD GOALS

Season3, Loyola Marymount (12/21)

Career3, twice

FREE THROWS

Season2, twice

Career2, twice

THREE-POINTERS

Season2, Loyola Marymount (12/21)

Career2, three times

REBOUNDS

Season8, New Mexico (1/15)

Career8, New Mexico (1/15/21)

ASSISTS

Season2, three times

Career2, three times

STEALS

Season1, three times

Career2, at Utah State (1/1/20)

BLOCKS

Season1, three times

Career2, at Pepperdine (12/8/19)

TOTALS

DOUBLE-DOUBLES

Season

Career

10+ SCORING GAMES

Season

Career

10+ REBOUNDING GAMES

Season

Career

PLAYER NOTES

- ♦ Tied her career-high of eight points thanks to a pair of three-pointers in the win over LMU (12/21)

LADY REBEL BASKETBALL

GAME NOTES - UNLV AT AIR FORCE • FEBRUARY 5 & 7 • COLORADO SPRINGS, COLORADO



#12 • ANNA BLOUNT

6-1 • Sophomore • Forward • Stockton, California

CAREER STATISTICS

BLOUNT, Anna

					Field Goals		3-Point		F-Throws		Rebounds										Scoring	
SEASON	TEAM	GP-GS	MIN	AVG	FG-FGA	FG%	3FG-FGA	3FG%	FT-FTA	FT%	OFF	DEF	TOT	AVG	PF-FO	AST	TO	BLK	STL	PTS	AVG	
2019-20	UNLV	29-1	313	10.8	32-66	.485	0-0	.000	21-36	.583	25	23	48	1.7	45-0	6	42	2	9	85	2.9	
2020-21	UNLV	13-0	129	9.9	15-41	.366	0-1	.000	25-36	.694	11	20	31	2.4	22-0	6	16	1	2	55	4.2	
TOTAL		42-1	442	10.5	47-107	.439	0-1	.000	46-72	.639	36	43	79	1.9	67-0	12	58	3	11	140	3.3	

GAME BY GAME STATISTICS

Opponent	Date	GS	MIN	Total		3-Pointers		Free throws		Rebounds				PF	A	T/O	BLK	STL	PTS	AVG
				FG-FGA	PCT	3FG-3FGA	PCT	FT-FTA	PCT	OFF	DEF	TOT	AVG							
Northern Ariz.	11/25/2020		14:49	0-3	.000	0-0	.000	5-6	.833	0	2	2	2.0	3	3	3	0	0	5	5.0
at Cal St. Fullerton	12/02/2020		21:32	3-6	.500	0-0	.000	6-10	.600	1	4	5	3.5	3	1	2	0	1	12	8.5
Stanford	12/05/2020		11:54	1-4	.250	0-1	.000	4-4	1.000	0	0	0	2.3	3	0	0	0	0	6	7.7
Wyoming	12/12/2020		02:56	0-0	.000	0-0	.000	0-0	.000	0	1	1	2.0	0	0	2	0	0	0	5.8
Wyoming	12/14/2020		00:56	0-0	.000	0-0	.000	0-0	.000	0	0	0	1.6	0	0	0	0	0	0	4.6
Pacific	12/20/2020		08:06	1-2	.500	0-0	.000	0-0	.000	2	1	3	1.8	3	0	3	0	0	2	4.2
Loyola Marymount	12/21/2020		05:23	1-1	1.000	0-0	.000	2-2	1.000	1	0	1	1.7	1	0	1	0	0	4	4.1
New Mexico	01/15/2021		05:22	1-3	.333	0-0	.000	1-2	.500	1	0	1	1.6	1	0	1	0	0	3	4.0
New Mexico	01/17/2021		13:28	5-9	.556	0-0	.000	0-0	.000	3	2	5	2.0	3	0	1	0	1	10	4.7
at Utah St.	01/25/2021		07:00	0-2	.000	0-0	.000	2-4	.500	1	2	3	2.1	2	2	0	0	0	2	4.4
at Utah St.	01/27/2021		13:00	2-6	.333	0-0	.000	3-4	.750	1	2	3	2.2	2	0	1	0	0	7	4.6
Nevada	01/30/2021		08:22	0-1	.000	0-0	.000	0-0	.000	1	2	3	2.3	1	0	1	0	0	0	4.3
Nevada	02/01/2021		16:21	1-4	.250	0-0	.000	2-4	.500	0	4	4	2.4	0	0	1	1	0	4	4.2
Totals		0	129:09	15-41	.366	0-1	.000	25-36	.694	11	20	31	2.4	22	6	16	1	2	55	4.2

SEASON & CAREER HIGHS

POINTS

Season 12, at CSU Fullerton (12/2)

Career 12, at CSU Fullerton (12/2/20)

FIELD GOALS

Season 5, New Mexico (1/17)

Career 5, New Mexico (1/17/21)

FREE THROWS

Season 6, at CSU Fullerton (12/2)

Career 6, at CSU Fullerton (12/2/20)

THREE-POINTERS

Season

Career

REBOUNDS

Season 5, twice

Career 9, S Carolina St (11/23/19)

ASSISTS

Season 3, Northern Arizona (11/25)

Career 3, Northern Arizona (11/25/20)

STEALS

Season 1, twice

Career 2, Duke (11/14/19)

BLOCKS

Season 1, UNR (2/1)

Career 1, UNR (2/1)

TOTALS

DOUBLE-DOUBLES

Season

Career

10+ SCORING GAMES

Season 1

Career 1

10+ REBOUNDING GAMES

Season

Career

PLAYER NOTES

- ♦ Scored 10 points on 5-of-9 shooting and added five rebounds against New Mexico (1/17)
- ♦ Reached double-figures for the first time with 12 points off the bench at CSU Fullerton (12/2)



LADY REBEL BASKETBALL

GAME NOTES - UNLV AT AIR FORCE • FEBRUARY 5 & 7 • COLORADO SPRINGS, COLORADO



#14 • BAILEY THOMAS

5-9 • Senior • Guard • Las Vegas, Nevada

CAREER STATISTICS

THOMAS, Bailey

				Field Goals		3-Point		F-Throws		Rebounds										Scoring		
SEASON	TEAM	GP-GS	MIN/AVG	FG-FGA	FG%	3FG-FGA	3FG%	FT-FTA	FT%	OFF	DEF	TOT	AVG	PF-FO	AST	TO	BLK	STL	PTS	AVG		
2016-17	WVU	15-0	59/3.9	2-12	.167	1-8	.125	5-6	.833	1	1	2	0.1	8-0	3	1	1	5	10	0.7		
2018-19	UNLV	30-23	744/24.8	29-81	.358	17-60	.283	13-22	.591	15	37	52	1.7	44-0	30	28	3	28	88	2.9		
2019-20	UNLV	30-30	943/31.4	39-130	.300	25-84	.298	43-56	.768	17	56	73	2.4	50-0	47	45	5	52	146	4.9		
2020-21	UNLV	15-15	561/37.4	48-141	.340	26-83	.313	35-44	.795	16	54	70	4.7	27-1	69	33	3	25	157	10.5		
TOTAL FOR UNLV				75-68	2247/30.0	116-352	.330	68-227	.300	91-122	.746	48	147	195	2.6	121-1	146	106	11	105	391	5.2
TOTAL				90-68	2306/25.6	118-364	.324	69-235	.294	96-128	.750	49	148	197	2.2	129-1	149	107	12	110	401	4.5

GAME BY GAME STATISTICS

Opponent	Date	GS	MIN	Total		3-Pointers		Free throws		Rebounds				PF	A	T/O	BLK	STL	PTS	AVG
				FG-FGA	PCT	3FG-3FGA	PCT	FT-FTA	PCT	OFF	DEF	TOT	AVG							
Northern Ariz.	11/25/2020	*	29:54	4-9	.444	2-5	.400	0-0	.000	1	2	3	3.0	5	5	2	0	1	10	10.0
at Cal St. Fullerton	12/02/2020	*	38:35	8-8	1.000	6-6	1.000	4-4	1.000	0	3	3	3.0	4	2	1	0	4	26	18.0
Stanford	12/05/2020	*	36:09	3-9	.333	1-1	1.000	3-4	.750	0	0	0	2.0	0	1	3	0	1	10	15.3
Wyoming	12/12/2020	*	40:00	0-4	.000	0-2	.000	0-0	.000	0	2	2	2.0	0	4	2	1	2	0	11.5
Wyoming	12/14/2020	*	34:49	0-5	.000	0-2	.000	0-0	.000	1	4	5	2.6	3	3	4	0	1	0	9.2
Pacific	12/20/2020	*	50:00	4-12	.333	2-9	.222	3-3	1.000	1	4	5	3.0	4	6	3	0	1	13	9.8
Loyola Marymount	12/21/2020	*	37:03	1-5	.200	1-4	.250	4-4	1.000	2	5	7	3.6	2	7	2	0	2	7	9.4
Colorado St.	01/07/2021	*	40:00	10-25	.400	5-14	.357	4-5	.800	2	3	5	3.8	2	6	6	1	3	29	11.9
Colorado St.	01/09/2021	*	37:10	5-16	.313	2-8	.250	0-2	.000	1	7	8	4.2	1	1	2	0	1	12	11.9
New Mexico	01/15/2021	*	35:25	3-9	.333	1-5	.200	1-2	.500	3	3	6	4.4	1	4	2	0	1	8	11.5
New Mexico	01/17/2021	*	40:00	4-10	.400	1-5	.200	0-0	.000	3	5	8	4.7	1	6	1	0	2	9	11.3
at Utah St.	01/25/2021	*	33:00	3-10	.300	3-8	.375	0-0	.000	1	7	8	5.0	2	8	0	0	1	9	11.1
at Utah St.	01/27/2021	*	38:00	0-7	.000	0-5	.000	6-8	.750	0	2	2	4.8	0	7	2	1	5	6	10.7
Nevada	01/30/2021	*	40:00	2-7	.286	1-4	.250	8-8	1.000	1	4	5	4.8	1	5	1	0	0	13	10.9
Nevada	02/01/2021	*	30:27	1-5	.200	1-5	.200	2-4	.500	0	3	3	4.7	1	4	2	0	0	5	10.5
Totals			15	560:32	.340	26-83	.313	35-44	.795	16	54	70	4.7	27	69	33	3	25	157	10.5

SEASON & CAREER HIGHS

POINTS

Season 29, Colorado State (1/7)

Career 29, Colorado State (1/7/21)

FIELD GOALS

Season 10, Colorado State (1/7)

Career 10, Colorado State (1/7/21)

FREE THROWS

Season 8, UNR (1/30)

Career 8, UNR (1/30/21)

THREE-POINTERS

Season 6, at CSU Fullerton (12/2)

Career 6, at CSU Fullerton (12/2/20)

REBOUNDS

Season 8, three times

Career 8, four times

ASSISTS

Season 8, at Utah State (1/25)

Career 8, at Utah State (1/25/21)

STEALS

Season 5, at Utah State (1/27)

Career 5, at Utah State (1/27/21)

BLOCKS

Season 1, three times

Career 2, CSU Fullerton (11/9/19)

TOTALS

DOUBLE-DOUBLES

Season

Career

10+ SCORING GAMES

Season 7

Career 10

10+ REBOUNDING GAMES

Season

Career

PLAYER NOTES

- ♦ Exploded for a career-high 29 points in UNLV's 80-76 win over Colorado State (1/7), which included an 11-point fourth quarter. Added six assists, five rebounds and three steals in the contest.
- ♦ Turned in a perfect game at CSU Fullerton (12/2), going 8-of-8 from the floor, including 6-of-6 from three-point range, as well as 4-of-4 at the line for a career-high 26 points. The six three-pointers were also a new career high and just one off the school record. She also tied her career steals record with four.
- ♦ Set a career-high with five assists against Northern Arizona (11/25) in the season opener
- ♦ 2019-20 Mountain West Defensive Player of the Year
- ♦ Two-time Mountain West All-Defensive Selection
- ♦ Older sister of freshman Bailey Thomas (the pair have sister who also plays at Arizona)

LADY REBEL BASKETBALL

GAME NOTES - UNLV AT AIR FORCE • FEBRUARY 5 & 7 • COLORADO SPRINGS, COLORADO



#15 • KEYANA WILFRED

6-3 • Sophomore • Center • Mitchell, Nebraska

CAREER STATISTICS

WILFRED, Keyana

				Field Goals		3-Point		F-Throws		Rebounds								Scoring		
SEASON	TEAM	GP-GS	MIN/AVG	FG-FGA	FG%	3FG-FGA	3FG%	FT-FTA	FT%	OFF	DEF	TOT	AVG	PF-FO	AST	TO	BLK	STL	PTS	AVG
2019-20	UNLV	15-0	61/4.1	3-11	.273	0-0	.000	4-6	.667	7	7	14	0.9	4-0	0	6	1	1	10	0.7
2020-21	UNLV	15-3	234/15.6	35-68	.515	0-1	.000	29-40	.725	33	32	65	4.3	22-1	11	25	3	4	99	6.6
TOTAL		30-3	295/9.8	38-79	.481	0-1	.000	33-46	.717	40	39	79	2.6	26-1	11	31	4	5	109	3.6

GAME BY GAME STATISTICS

Opponent	Date	GS	MIN	Total		3-Pointers		Free throws		Rebounds				PF		T/O		BLK	STL	PTS	AVG
				FG-FGA	PCT	3FG-3FGA	PCT	FT-FTA	PCT	OFF	DEF	TOT	AVG	A	A						
Northern Ariz.	11/25/2020	*	18:15	3-5	.600	0-0	.000	5-7	.714	4	6	10	10.0	2	1	3	0	0	11	11.0	
at Cal St. Fullerton	12/02/2020	*	09:11	0-2	.000	0-0	.000	0-0	.000	2	1	3	6.5	4	0	3	1	1	0	5.5	
Stanford	12/05/2020	*	15:19	0-2	.000	0-0	.000	0-0	.000	0	1	1	4.7	0	0	3	0	0	0	3.7	
Wyoming	12/12/2020		23:55	6-9	.667	0-0	.000	6-8	.750	2	3	5	4.8	3	0	3	0	1	18	7.3	
Wyoming	12/14/2020		18:33	5-7	.714	0-0	.000	1-2	.500	4	2	6	5.0	2	0	2	0	0	11	8.0	
Pacific	12/20/2020		26:21	2-4	.500	0-0	.000	0-2	.000	0	3	3	4.7	5	2	5	0	0	4	7.3	
Loyola Marymount	12/21/2020		08:14	0-3	.000	0-0	.000	0-2	.000	2	0	2	4.3	0	1	0	0	0	0	6.3	
Colorado St.	01/07/2021		08:22	0-2	.000	0-0	.000	0-0	.000	0	1	1	3.9	1	0	0	0	0	0	5.5	
Colorado St.	01/09/2021		19:06	7-10	.700	0-0	.000	1-1	1.000	3	1	4	3.9	0	1	0	0	0	15	6.6	
New Mexico	01/15/2021		21:12	4-7	.571	0-0	.000	4-4	1.000	3	4	7	4.2	1	3	2	0	1	12	7.1	
New Mexico	01/17/2021		12:57	1-4	.250	0-0	.000	0-0	.000	3	2	5	4.3	0	1	2	0	1	2	6.6	
at Utah St.	01/25/2021		14:00	2-5	.400	0-0	.000	4-4	1.000	3	1	4	4.3	0	0	0	1	0	8	6.8	
at Utah St.	01/27/2021		16:00	4-6	.667	0-0	.000	4-4	1.000	4	2	6	4.4	1	0	1	1	0	12	7.2	
Nevada	01/30/2021		07:26	0-1	.000	0-1	.000	0-0	.000	0	2	2	4.2	0	0	1	0	0	0	6.6	
Nevada	02/01/2021		15:02	1-1	1.000	0-0	.000	4-6	.667	3	3	6	4.3	3	2	0	0	0	6	6.6	
Totals			3	233:53	35-68	.515	0-1	.000	29-40	.725	33	32	65	4.3	22	11	25	3	4	99	6.6

SEASON & CAREER HIGHS

POINTS

Season 18, Wyoming (12/12)

Career 18, Wyoming (12/12/20)

FIELD GOALS

Season 7, Colorado State (1/9)

Career 7, Colorado State (1/9/21)

FREE THROWS

Season 6, Wyoming (12/12)

Career 6, Wyoming (12/12/20)

THREE-POINTERS

Season

Career

REBOUNDS

Season 10, Northern Arizona (11/25)

Career 10, Northern Arizona (11/25/20)

ASSISTS

Season 3, New Mexico (1/15)

Career 3, New Mexico (1/15/21)

STEALS

Season 1, three times

Career 1, four times

BLOCKS

Season 1, at CSU Fullerton (12/2)

Career 1, twice

TOTALS

DOUBLE-DOUBLES

Season 1

Career 1

10+ SCORING GAMES

Season 5

Career 5

10+ REBOUNDING GAMES

Season 1

Career 1

PLAYER NOTES

- ♦ Scored 18 points on 6-of-9 shooting in just 23 minutes of action in the 54-46 win over Wyoming (12/12)
- ♦ Posted her first career double-double with career-highs of 11 points and 10 rebounds against Northern Arizona (11/25)



LADY REBEL BASKETBALL

GAME NOTES - UNLV AT AIR FORCE • FEBRUARY 5 & 7 • COLORADO SPRINGS, COLORADO



#21 • DELAYNIE BYRNE

6-3 • Sophomore • Forward • Arvada, Colorado

CAREER STATISTICS

BYRNE, Delaynie

SEASON	TEAM	GP-GS	MIN/AVG	Field Goals		3-Point		F-Throws		Rebounds				Scoring			
				FG-FGA	FG%	3FG-FGA	3FG%	FT-FTA	FT%	OFF	DEF	TOT	AVG	PF	FO	AST	TO
2018-19	MINN	17-0	85/5.0	5-21	.238	4-17	.235	2-4	.500	5	7	12	0.7	5-0	2	2	5
2020-21	UNLV	15-15	478/31.9	62-147	.422	34-85	.400	33-42	.786	29	78	107	7.1	21-0	15	26	16
TOTAL FOR UNLV		15-15	478/31.9	62-147	.422	34-85	.400	33-42	.786	29	78	107	7.1	21-0	15	26	16
TOTAL		32-15	563/17.6	67-168	.399	38-102	.373	35-46	.761	34	85	119	3.7	26-0	17	28	21

GAME BY GAME STATISTICS

Opponent	Date	GS	MIN	Total		3-Pointers		Free throws		Rebounds				PF	A	T/O	BLK	STL	PTS	AVG	
				FG-FGA	PCT	3FG-3FGA	PCT	FT-FTA	PCT	OFF	DEF	TOT	AVG								
Northern Ariz.	11/25/2020	*	30:31	6-14	.429	4-12	.333	2-4	.500	4	6	10	10.0	1	1	2	1	2	18	18.0	
at Cal St. Fullerton	12/02/2020	*	26:15	2-5	.400	1-4	.250	4-4	1.000	2	1	3	6.5	3	2	1	1	0	9	13.5	
Stanford	12/05/2020	*	29:03	1-9	.111	1-5	.200	1-4	.250	0	3	3	5.3	1	2	2	1	0	4	10.3	
Wyoming	12/12/2020	*	36:19	3-7	.429	2-4	.500	1-2	.500	1	10	11	6.8	3	0	0	2	0	9	10.0	
Wyoming	12/14/2020	*	30:56	2-8	.250	0-3	.000	3-4	.750	3	3	6	6.6	2	0	2	1	2	7	9.4	
Pacific	12/20/2020	*	38:00	7-14	.500	4-9	.444	0-0	.000	0	10	10	7.2	2	0	4	0	0	18	10.8	
Loyola Marymount	12/21/2020	*	35:59	7-12	.583	5-7	.714	5-5	1.000	3	8	11	7.7	0	2	1	0	0	24	12.7	
Colorado St.	01/07/2021	*	40:00	4-5	.800	2-2	1.000	0-0	.000	2	4	6	7.5	0	1	1	1	1	10	12.4	
Colorado St.	01/09/2021	*	32:06	4-9	.444	2-4	.500	0-0	.000	2	4	6	7.3	2	0	2	1	0	10	12.1	
New Mexico	01/15/2021	*	30:32	7-10	.700	4-6	.667	3-5	.600	1	4	5	7.1	0	2	1	1	0	21	13.0	
New Mexico	01/17/2021	*	29:35	7-16	.438	3-9	.333	6-6	1.000	1	6	7	7.1	1	2	2	0	3	23	13.9	
at Utah St.	01/25/2021	*	33:00	5-15	.333	2-7	.286	6-6	1.000	8	5	13	7.6	0	1	1	0	0	18	14.3	
at Utah St.	01/27/2021	*	24:00	2-5	.400	2-5	.400	2-2	1.000	1	2	3	7.2	3	0	5	1	0	8	13.8	
Nevada	01/30/2021	*	35:36	4-12	.333	2-6	.333	0-0	.000	1	8	9	7.4	1	1	1	6	2	10	13.5	
Nevada	02/01/2021	*	25:58	1-6	.167	0-2	.000	0-0	.000	0	4	4	7.1	2	1	1	0	0	2	12.7	
Totals			15	477:51	62-147	.422	34-85	.400	33-42	.786	29	78	107	7.1	21	15	26	16	10	191	12.7

SEASON & CAREER HIGHS

POINTS

Season24, Loyola Marymount (12/21)

Career 24, Loyola Marymount (12/21/20)

FIELD GOALS

Season 7, four times

Career 7, four times

FREE THROWS

Season 6, twice

Career 6, twice

THREE-POINTERS

Season5, Loyola Marymount (12/21)

Career 5, Loyola Marymount (12/21/20)

REBOUNDS

Season 13, at Utah State (1/25)

Career 13, at Utah State (1/25/21)

ASSISTS

Season2, five times

Career2, five times

STEALS

Season3, New Mexico (1/17)

Career3, New Mexico (1/17/21)

BLOCKS

Season 2, Wyoming (12/12)

Career 2, Wyoming (12/12/20)

TOTALS

DOUBLE-DOUBLES

Season4

Career4

10+ SCORING GAMES

Season9

Career9

10+ REBOUNDING GAMES

Season5

Career5

PLAYER NOTES

- ◆ Recorded the most blocks by a Lady Rebel in six years with six against UNR (1/30)
- ◆ Recorded her fourth double-double with 18 points and a career-high 13 rebounds at Utah State (2/25)
- ◆ Posted back-to-back 20 point performances (21 on 1/15 and 23 on 1/17) against New Mexico, giving her three in a five-game stretch.
- ◆ Named MW Player of the Week (Dec. 28) after her record-setting performance against LMU
- ◆ Scored a career-high 24 points, including a run of 11 straight points in the first quarter, while hitting a career-best five three-pointers and going 5-of-5 at the line in UNLV's win over LMU (12/21). Also added 11 rebounds for her second straight double-double
- ◆ Recorded 19 points, 10 rebounds and made four treys against Pacific (12/20)
- ◆ Set or tied a career-high in every single category in her debut as a Lady Rebel as she posted team-highs in points (18) and rebounds (10) for her first career double-double against Northern Arizona (11/25). Also hit a team-high four three-pointers in the game.
- ◆ Transfer from Minnesota, sat out the 2019-20 due to NCAA transfer rules

LADY REBEL BASKETBALL

GAME NOTES - UNLV AT AIR FORCE • FEBRUARY 5 & 7 • COLORADO SPRINGS, COLORADO



#22 • TIANNA CARTER

6-1 • RS-Freshman • Forward • Tucson, Arizona

CAREER STATISTICS

CARTER, Tianna

				Field Goals		3-Point		F-Throws		Rebounds								Scoring		
SEASON	TEAM	GP-GS	MIN/AVG	FG-FGA	FG%	3FG-FGA	3FG%	FT-FTA	FT%	OFF	DEF	TOT	AVG	PF-FO	AST	TO	BLK	STL	PTS	AVG
2020-21	UNLV	11-0	65/5.9	3-20	.150	0-12	.000	11-15	.733	4	14	18	1.6	2-0	2	6	1	3	17	1.5
TOTAL		11-0	65/5.9	3-20	.150	0-12	.000	11-15	.733	4	14	18	1.6	2-0	2	6	1	3	17	1.5

GAME BY GAME STATISTICS

Opponent	Date	GS	MIN	Total		3-Pointers		Free throws		Rebounds				PF	A	T/O	BLK	STL	PTS	AVG
				FG-FGA	PCT	3FG-3FGA	PCT	FT-FTA	PCT	OFF	DEF	TOT	AVG							
Northern Ariz.	11/25/2020		04:50	0-1	.000	0-0	.000	0-0	.000	0	0	0	0.0	0	0	0	0	0	0	0.0
at Cal St. Fullerton	12/02/2020		12:20	0-3	.000	0-1	.000	2-2	1.000	0	3	3	1.5	0	1	1	0	1	2	1.0
Stanford	12/05/2020		03:56	0-3	.000	0-3	.000	0-0	.000	1	1	2	1.7	0	1	0	0	0	0	0.7
Wyoming	12/14/2020		07:33	1-3	.333	0-2	.000	1-2	.500	0	3	3	2.0	0	0	1	0	0	3	1.3
Pacific	12/20/2020		06:36	0-2	.000	0-2	.000	0-0	.000	0	2	2	2.0	0	0	0	0	0	0	1.0
Loyola Marymount	12/21/2020		04:01	0-0	.000	0-0	.000	1-2	.500	0	0	0	1.7	0	0	0	1	0	1	1.0
Colorado St.	01/07/2021		07:56	0-1	.000	0-1	.000	0-0	.000	1	3	4	2.0	1	0	1	0	0	0	0.9
Colorado St.	01/09/2021		05:04	0-1	.000	0-1	.000	0-0	.000	0	0	0	1.8	0	0	1	0	1	0	0.8
New Mexico	01/15/2021		03:47	2-2	1.000	0-0	.000	2-3	.667	0	1	1	1.7	0	0	0	0	0	6	1.3
New Mexico	01/17/2021		02:20	0-0	.000	0-0	.000	0-0	.000	0	0	0	1.5	1	0	1	0	0	0	1.2
at Utah St.	01/25/2021		07:00	0-4	.000	0-2	.000	5-6	.833	2	1	3	1.6	0	0	1	0	1	5	1.5
Totals			0 65:22	3-20	.150	0-12	.000	11-15	.733	4	14	18	1.6	2	2	6	1	3	17	1.5

SEASON & CAREER HIGHS

POINTS

Season 6, New Mexico (1/15)

Career 6, New Mexico (1/15/21)

FIELD GOALS

Season 2, New Mexico (1/15)

Career 2, New Mexico (1/15/21)

FREE THROWS

Season 5, at Utah State (1/25)

Career 5, at Utah State (1/25/21)

THREE-POINTERS

Season

Career

REBOUNDS

Season 4, Colorado State (1/7)

Career 4, Colorado State (1/7/21)

ASSISTS

Season 1, twice

Career 1, twice

STEALS

Season 1, three times

Career 1, three times

BLOCKS

Season 1, Loyola Marymount (12/21)

Career 1, Loyola Marymount (12/21/20)

TOTALS

DOUBLE-DOUBLES

Season

Career

10+ SCORING GAMES

Season

Career

10+ REBOUNDING GAMES

Season

Career

PLAYER NOTES

- ♦ Had her best game at UNLV with six points, all in the first half, in UNLV's 78-60 victory over New Mexico (1/15)
- ♦ Posted her first career points and rebounds as a Lady Rebel with two and three, respectively at CSU Fullerton (12/2)



LADY REBEL BASKETBALL

GAME NOTES - UNLV AT AIR FORCE • FEBRUARY 5 & 7 • COLORADO SPRINGS, COLORADO



#23 • DESI-RAE YOUNG

6-1 • Freshman • Forward • Las Vegas, Nevada

CAREER STATISTICS

YOUNG, Desi-rae

SEASON TEAM	GP-GS	MIN/AVG	Field Goals		3-Point		F-Throws		Rebounds				Scoring			
			FG-FGA	FG%	3FG-FGA	3FG%	FT-FTA	FT%	OFF	DEF	TOT	AVG	PF-FO	AST	TO	BLK
2020-21 UNLV	15-12	308/20.6	66-122	.541	0-0	.000	44-72	.611	29	63	92	6.1	40-2	15	35	3
TOTAL	15-12	308/20.6	66-122	.541	0-0	.000	44-72	.611	29	63	92	6.1	40-2	15	35	3

GAME BY GAME STATISTICS

Opponent	Date	GS	MIN	Total		3-Pointers		Free throws		Rebounds				PF	A	T/O	BLK	STL	PTS	AVG
				FG-FGA	PCT	3FG-FGA	PCT	FT-FTA	PCT	OFF	DEF	TOT	AVG							
Northern Ariz.	11/25/2020		12:07	4-4	1.000	0-0	.000	3-3	1.000	2	4	6	6.0	4	0	0	3	0	11	11.0
at Cal St. Fullerton	12/02/2020		10:41	4-6	.667	0-0	.000	2-5	.400	2	2	4	5.0	5	2	3	0	0	10	10.5
Stanford	12/05/2020		19:48	2-5	.400	0-0	.000	6-9	.667	2	2	4	4.7	3	0	2	0	2	10	10.3
Wyoming	12/12/2020	*	16:50	4-8	.500	0-0	.000	1-2	.500	2	6	8	5.5	1	0	4	0	0	9	10.0
Wyoming	12/14/2020	*	22:02	9-13	.692	0-0	.000	2-4	.500	2	1	3	5.0	1	0	2	0	0	20	12.0
Pacific	12/20/2020	*	20:57	3-8	.375	0-0	.000	3-4	.750	2	5	7	5.3	5	0	3	0	2	9	11.5
Loyola Marymount	12/21/2020	*	26:23	4-10	.400	0-0	.000	7-7	1.000	3	2	5	5.3	3	1	3	0	1	15	12.0
Colorado St.	01/07/2021	*	23:42	6-8	.750	0-0	.000	4-7	.571	3	9	12	6.1	3	1	2	0	1	16	12.5
Colorado St.	01/09/2021	*	23:44	2-10	.200	0-0	.000	0-2	.000	2	6	8	6.3	2	0	1	0	2	4	11.6
New Mexico	01/15/2021	*	19:07	2-10	.200	0-0	.000	3-4	.750	1	6	7	6.4	0	3	2	0	2	7	11.1
New Mexico	01/17/2021	*	16:08	6-7	.857	0-0	.000	3-6	.500	0	1	1	5.9	2	2	3	0	1	15	11.5
at Utah St.	01/25/2021	*	19:00	6-6	1.000	0-0	.000	2-2	1.000	0	7	7	6.0	2	1	2	0	0	14	11.7
at Utah St.	01/27/2021	*	27:00	6-11	.545	0-0	.000	3-7	.429	5	6	11	6.4	4	1	4	0	3	15	11.9
Nevada	01/30/2021	*	28:36	3-7	.429	0-0	.000	1-4	.250	2	3	5	6.3	3	2	1	0	0	7	11.6
Nevada	02/01/2021	*	22:24	5-9	.556	0-0	.000	4-6	.667	1	3	4	6.1	2	2	3	0	1	14	11.7
Totals			12	308:30	.541	0-0	.000	44-72	.611	29	63	92	6.1	40	15	35	3	15	176	11.7

SEASON & CAREER HIGHS

POINTS

Season 20, Wyoming (12/14)

Career 20, Wyoming (12/14/20)

FIELD GOALS

Season 9, Wyoming (12/14)

Career 9, Wyoming (12/14/20)

FREE THROWS

Season 7, Loyola Marymount (12/21)

Career 7, Loyola Marymount (12/21/20)

THREE-POINTERS

Season

Career

REBOUNDS

Season 12, Colorado State (1/7)

Career 12, Colorado State (1/7/21)

ASSISTS

Season 3, New Mexico (1/15)

Career 3, New Mexico (1/15/21)

STEALS

Season 3, at Utah State (1/27)

Career 3, at Utah State (1/27/21)

BLOCKS

Season 3, Northern Arizona (11/25)

Career Northern Arizona (11/25/20)

TOTALS

DOUBLE-DOUBLES

Season 2

Career 2

10+ SCORING GAMES

Season 10

Career 10

10+ REBOUNDING GAMES

Season 2

Career 2

PLAYER NOTES

- ◆ Currently is the top scoring and rebounding freshman in the Mountain West
- ◆ Has a team-high nine double-figure scoring games in UNLV's first 13 games this season.
- ◆ Posted team-highs of 15 points and 11 rebounds for a double-double along with a career-high three steals in the 73-62 win at Utah State (1/27)
- ◆ Claimed her first career double-double with 16 points and 12 rebounds against Colorado State (1/7)
- ◆ Notched 15 points and went 7-for-7 from the line against LMU (12/21)
- ◆ Season-high 20 points on 9-of-13 shooting against Wyoming (12/14)

LADY REBEL BASKETBALL

GAME NOTES - UNLV AT AIR FORCE • FEBRUARY 5 & 7 • COLORADO SPRINGS, COLORADO



#30 • NIA JOHNSON

5-8 • Junior • Guard • Sacramento, California

CAREER STATISTICS

JOHNSON, Nia

2020-21																			Scoring	
SEASON	TEAM	GP-GS	MIN/AVG	FG-FGA	FG%	3FG-FGA	3FG%	FT-FTA	FT%	OFF	DEF	TOT	AVG	PF-FO	AST	TO	BLK	STL	PTS	AVG
2018-19	CSUB	28-1	251/9.0	18-66	.273	8-36	.222	10-18	.556	13	19	32	1.1	29-0	20	17	1	13	54	1.9
2020-21	UNLV	15-15	390/26.0	56-166	.337	25-74	.338	39-49	.796	18	50	68	4.5	36-1	24	27	2	15	176	11.7
TOTAL FOR UNLV		15-15	390/26.0	56-166	.337	25-74	.338	39-49	.796	18	50	68	4.5	36-1	24	27	2	15	176	11.7
TOTAL		43-16	641/14.9	74-232	.319	33-110	.300	49-67	.731	31	69	100	2.3	65-1	44	44	3	28	230	5.3

GAME BY GAME STATISTICS

Opponent	Date	GS	MIN	Total		3-Pointers		Free throws		Rebounds				PF	A	T/O	BLK	STL	PTS	AVG	
				FG-FGA	PCT	3FG-3FGA	PCT	FT-FTA	PCT	OFF	DEF	TOT	AVG								
Northern Ariz.	11/25/2020	*	14:58	0-9	.000	0-3	.000	0-0	.000	1	4	5	5.0	4	1	2	0	0	0	0.0	
at Cal St. Fullerton	12/02/2020	*	15:42	1-9	.111	1-5	.200	0-0	.000	1	3	4	4.5	2	1	1	0	1	3	1.5	
Stanford	12/05/2020	*	18:54	3-10	.300	3-5	.600	3-4	.750	1	4	5	4.7	1	0	1	0	0	12	5.0	
Wyoming	12/12/2020	*	17:39	2-6	.333	1-5	.200	2-2	1.000	0	3	3	4.3	4	1	3	1	0	7	5.5	
Wyoming	12/14/2020	*	26:42	4-10	.400	2-6	.333	2-2	1.000	0	0	0	3.4	5	0	1	0	1	12	6.8	
Pacific	12/20/2020	*	45:49	5-14	.357	1-6	.167	8-10	.800	6	6	12	4.8	1	3	2	0	1	19	8.8	
Loyola Marymount	12/21/2020	*	23:23	2-9	.222	0-4	.000	5-6	.833	1	3	4	4.7	3	2	1	0	3	9	8.9	
Colorado St.	01/07/2021	*	38:13	5-13	.385	2-5	.400	4-5	.800	0	6	6	4.9	4	2	3	0	1	16	9.8	
Colorado St.	01/09/2021	*	30:00	4-15	.267	0-4	.000	2-2	1.000	1	3	4	4.8	4	0	1	0	0	10	9.8	
New Mexico	01/15/2021	*	27:07	3-12	.250	1-3	.333	0-0	.000	2	5	7	5.0	2	3	1	0	3	7	9.5	
New Mexico	01/17/2021	*	11:59	1-4	.250	0-1	.000	0-0	.000	0	2	2	4.7	1	1	2	0	1	2	8.8	
at Utah St.	01/25/2021	*	24:00	5-12	.417	1-2	.500	2-4	.500	1	3	4	4.7	0	1	0	0	0	13	9.2	
at Utah St.	01/27/2021	*	27:00	3-10	.300	1-4	.250	3-6	.500	1	1	2	4.5	2	4	2	0	2	10	9.2	
Nevada	01/30/2021	*	32:55	10-19	.526	6-11	.545	2-2	1.000	2	4	6	4.6	1	3	0	1	1	28	10.6	
Nevada	02/01/2021	*	35:21	8-14	.571	6-10	.600	6-6	1.000	1	3	4	4.5	2	2	7	0	1	28	11.7	
Totals			15	389:42	56-166	.337	25-74	.338	39-49	.796	18	50	68	4.5	36	24	27	2	15	176	11.7

SEASON & CAREER HIGHS

POINTS

Season28, twice
Career28, twice

FIELD GOALS

Season 10, UNR (1/30)
Career 10, UNR (1/30/21)

FREE THROWS

Season8, Pacific (12/20)
Career8, Pacific (12/20/20)

THREE-POINTERS

Season6, twice
Career6, twice

REBOUNDS

Season 12, Pacific (12/20)
Career 12, Pacific (12/20/20)

ASSISTS

Season4, at Utah State (1/27)
Career 5, at CSU Fullerton (12/1/18)

STEALS

Season3, twice
Career4, Westcliff (11/26/18)

BLOCKS

Season 1, twice
Career 1, three times

TOTALS

DOUBLE-DOUBLES

Season1
Career1

10+ SCORING GAMES

Season9
Career9

10+ REBOUNDING GAMES

Season1
Career1

PLAYER NOTES

- ◆ Picked up first career Mountain West Player of the Week honor (Feb. 2) after averaging just under 20 points over four games. That included back-to-back 28-point games against UNR, making her the only player in the MW to score 28 or more points in back-to-back games. She also drained a career-high six three-pointers in both games as well, while the 28-point games easily passed her previous high of 19.
- ◆ Turned in 19 points and 12 rebounds for a double-double in the overtime loss to Pacific (12/20)
- ◆ Second career double-figure game as a Lady Rebel with 12 against Wyoming (12/14)
- ◆ Set new career-highs in points and three-pointers made with 12 and three, respectively, against Stanford (12/5)
- ◆ Junior college transfer from Diablo Valley College, where she averaged 20.9 points and earned All-State First Team honors and All-Big 8 Conference recognition as a sophomore in 2019-20
- ◆ Played her freshman season at CSU Bakersfield and appeared in 28 games with 54 points



LADY REBEL BASKETBALL

GAME NOTES - UNLV AT AIR FORCE • FEBRUARY 5 & 7 • COLORADO SPRINGS, COLORADO



#34 • CITLALLI GURROLA

5-6 • Sophomore • Guard • Spring Valley, California

CAREER STATISTICS

GURROLA, Citalli

SEASON	TEAM	GP-GS	MIN/AVG	Field Goals		3-Point		F-Throws		Rebounds				Scoring	
				FG-FGA	FG%	3FG-FGA	3FG%	FT-FTA	FT%	OFF	DEF	TOT	AVG	PF-FO	AST TO BLK STL PTS AVG
2019-20	UNLV	1-0	3/2.6	1-2	.500	1-2	.500	0-0	.000	0	0	0	0.0	0-0	0 0 0 0 3 3.0
2020-21	UNLV	2-0	4/2.2	0-1	.000	0-1	.000	0-0	.000	0	0	0	0.0	0-0	0 0 0 0 0 0.0
TOTAL		3-0	7/2.3	1-3	.333	1-3	.333	0-0	.000	0	0	0	0.0	0-0	0 0 0 0 3 1.0

GAME BY GAME STATISTICS

Opponent	Date	GS	MIN	Total		3-Pointers		Free throws		Rebounds				PF		A		T/O		BLK		STL		PTS		AVG	
				FG-FGA	PCT	3FG-3FGA	PCT	FT-FTA	PCT	OFF	DEF	TOT	AVG	PF	A	T	O	BLK	STL	PTS	AVG						
Loyola Marymount	12/21/2020		01:26	0-1	.000	0-1	.000	0-0	.000	0	0	0	0.0	0	0	0	0	0	0	0	0	0	0	0	0.0		
at Utah St.	01/25/2021		03:00	0-0	.000	0-0	.000	0-0	.000	0	0	0	0.0	0	0	0	0	0	0	0	0	0	0	0	0.0		
Totals		0	04:26	0-1	.000	0-1	.000	0-0	.000	0	0	0	0.0	0	0	0	0	0	0	0	0	0	0	0	0.0		

SEASON & CAREER HIGHS

POINTS

Season
Career 3, Utah State (2/5/20)

FIELD GOALS

Season
Career 1, Utah State (2/5/20)

FREE THROWS

Season
Career

THREE-POINTERS

Season
Career 1, Utah State (2/5/20)

REBOUNDS

Season
Career

ASSISTS

Season
Career

STEALS

Season
Career

BLOCKS

Season
Career

TOTALS

DOUBLE-DOUBLES

Season
Career

10+ SCORING GAMES

Season
Career

10+ REBOUNDING GAMES

Season
Career

PLAYER NOTES

- ♦ Made her first appearance this year in the win over Loyola Marymount (12/21)
- ♦ Walk-on on this year's squad

LADY REBEL BASKETBALL

GAME NOTES - UNLV AT AIR FORCE • FEBRUARY 5 & 7 • COLORADO SPRINGS, COLORADO



2020-21 UNLV Women's Basketball Combined Team Statistics All games

Page 1/1
as of Feb 02, 2021

Game Records

Record	Overall	Home	Away	Neutral
ALL GAMES	8-7	5-7	3-0	0-0
CONFERENCE	6-4	4-4	2-0	0-0
NON-CONFERENCE	2-3	1-3	1-0	0-0

Score by Periods

Team	1st	2nd	3rd	4th	OT	TOT
UNLV	283	312	229	239	15	1078
Opponents	276	293	218	227	17	1031

Team Box Score

No.	Player				Total		3-Point		F-Throw		Rebounds								PTS	AVG
		GP-GS	MIN	AVG	FG-FGA	FG%	3FG-FGA	3FG%	FT-FTA	FT%	OFF	DEF	TOT	AVG	PF	DQ	A	TO	BLK	STL
21	BYRNE, Delaynie	15-15	477:51	31.9	62-147	.422	34-85	.400	33-42	.786	29	78	107	7.1	21	0	15	26	16	10
30	JOHNSON, Nia	15-15	389:42	26.0	56-166	.337	25-74	.338	39-49	.796	18	50	68	4.5	36	1	24	27	2	15
23	YOUNG, Desi-Rae	15-12	308:30	20.6	66-122	.541	0-0	.000	44-72	.611	29	63	92	6.1	40	2	15	35	3	15
14	THOMAS, Bailey	15-15	560:32	37.4	48-141	.340	26-83	.313	35-44	.795	16	54	70	4.7	27	1	69	33	3	25
5	THOMAS, Jade	15-15	533:25	35.6	48-132	.364	31-90	.344	14-22	.636	13	50	63	4.2	26	0	25	22	4	16
15	WILFRED, Keyana	15-3	233:53	15.6	35-68	.515	0-1	.000	29-40	.725	33	32	65	4.3	22	1	11	25	3	4
12	BLOUNT, Anna	13-0	129:09	9.9	15-41	.366	0-1	.000	25-36	.694	11	20	31	2.4	22	0	6	16	1	2
10	BUCKLEY, Jacinta	15-0	178:47	11.9	15-53	.283	5-20	.250	4-4	1.000	11	25	36	2.4	15	0	11	9	3	3
2	SINGLETON, Jasmine	13-0	168:23	13.0	7-20	.350	2-6	.333	11-21	.524	7	21	28	2.2	13	0	23	21	1	15
22	CARTER, Tianna	11-0	65:22	5.9	3-20	.150	0-12	.000	11-15	.733	4	14	18	1.6	2	0	2	6	1	3
34	GURROLA, Citalli	2-0	04:26	2.2	0-1	.000	0-1	.000	0-0	.000	0	0	0	0.0	0	0	0	0	0	0
Team											22	40	62					13		
Total		15	3050		355-911	.390	123-373	.330	245-345	.710	193	447	640	42.7	224	5	201	233	37	108
Opponents		15	3048		381-962	.396	115-364	.316	154-215	.716	156	406	562	37.5	304	6	201	215	53	109

Team Statistics

	UNLV	OPP
Scoring	1078	1031
Points per game	71.9	68.7
Scoring margin	+3.1	-
Field goals-att	355-911	381-962
Field goal pct	.390	.396
3 point fg-att	123-373	115-364
3-point FG pct	.330	.316
3-pt FG made per game	8.2	7.7
Free throws-att	245-345	154-215
Free throw pct	.710	.716
F-Throws made per game	16.3	10.3
Rebounds	640	562
Rebounds per game	42.7	37.5
Rebounding margin	+5.2	-
Assists	201	201
Assists per game	13.4	13.4
Turnovers	233	215
Turnovers per game	15.5	14.3
Turnover margin	-1.2	-
Assist/turnover ratio	0.9	0.9
Steals	108	109
Steals per game	7.2	7.3
Blocks	37	53
Blocks per game	2.5	3.5
Winning streak	0	-
Home win streak	0	-
Attendance	123	571
Home games-Avg/Game	12-10	3-190
Neutral site-Avg/Game	-	0-0

Team Results

Date	Opponent		Score	Att.
11/25/2020	Northern Ariz.	L	75-79	0
12/02/2020	at Cal St. Fullerton	W	81-67	44
12/05/2020	Stanford	L	54-101	0
12/12/2020	Wyoming	W	54-46	0
12/14/2020	Wyoming	L	62-67	0
12/20/2020	Pacific	Lot2	75-77	4
12/21/2020	Loyola Marymount	W	94-59	6
01/07/2021	Colorado St.	W	80-76	5
01/09/2021	Colorado St.	L	58-67	0
01/15/2021	New Mexico	W	78-60	0
01/17/2021	New Mexico	L	73-81	8
01/25/2021	at Utah St.	W	89-59	265
01/27/2021	at Utah St.	W	73-62	262
01/30/2021	Nevada	W	62-57	50
02/01/2021	Nevada	L	70-73	50



LADY REBEL BASKETBALL

GAME NOTES - UNLV AT AIR FORCE • FEBRUARY 5 & 7 • COLORADO SPRINGS, COLORADO



2020-21 UNLV Women's Basketball Combined Team Statistics In Conference games

Page 1/1
as of Feb 02, 2021

Game Records

Record	Overall	Home	Away	Neutral
ALL GAMES	6-4	4-4	2-0	0-0
CONFERENCE	6-4	4-4	2-0	0-0
NON-CONFERENCE	0-0	0-0	0-0	0-0

Score by Periods

Team	1st	2nd	3rd	4th	OT	TOT
UNLV	197	214	138	150	0	699
Opponents	188	189	132	139	0	648

Team Box Score

No.	Player				Total		3-Point		F-Throw		Rebounds													
		GP-GS	MIN	AVG	FG-FGA	FG%	3FG-FGA	3FG%	FT-FTA	FT%	OFF	DEF	TOT	AVG	PF	DQ	A	TO	BLK	STL	PTS	AVG		
30	JOHNSON, Nia	10-10	270:56	27.1	45-115	.391	20-51	.392	23-29	.793	8	30	38	3.8	25	1	17	20	2	10	133	13.3		
23	YOUNG, Desi-Rae	10-10	218:33	21.9	49-89	.551	0-0	.000	23-44	.523	18	48	66	6.6	20	0	12	24	0	10	121	12.1		
21	BYRNE, Delaynie	10-10	318:02	31.8	39-93	.419	19-48	.396	21-25	.840	20	50	70	7.0	14	0	8	16	13	8	118	11.8		
14	THOMAS, Bailey	10-10	368:51	36.9	28-98	.286	14-58	.241	21-29	.724	12	40	52	5.2	12	0	48	22	3	16	91	9.1		
15	WILFRED, Keyana	10-0	156:33	15.7	30-52	.577	0-1	.000	24-29	.828	25	21	46	4.6	11	0	7	11	2	3	84	8.4		
5	THOMAS, Jade	10-10	351:10	35.1	27-85	.318	16-59	.271	7-10	.700	8	40	48	4.8	19	0	17	14	3	11	77	7.7		
12	BLOUNT, Anna	8-0	67:25	8.4	9-25	.360	0-0	.000	8-14	.571	7	13	20	2.5	9	0	2	7	1	1	26	3.3		
22	CARTER, Tianna	6-0	33:39	5.6	3-11	.273	0-6	.000	8-11	.727	3	8	11	1.8	2	0	0	5	0	2	14	2.3		
10	BUCKLEY, Jacinta	10-0	109:49	11.0	7-24	.292	3-11	.273	4-4	1.000	4	19	23	2.3	12	0	7	4	1	1	21	2.1		
2	SINGLETON, Jasmine	8-0	102:01	12.8	4-14	.286	1-4	.250	5-13	.385	5	14	19	2.4	7	0	18	7	1	8	14	1.8		
34	GURROLA, Citalli	1-0	03:00	3.0	0-0	.000	0-0	.000	0-0	.000	0	0	0	0.0	0	0	0	0	0	0	0	0.0		
Team											17	22	39				8							
Total		10	2000		241-606	.398	73-238	.307	144-208	.692	127	305	432	43.2	131	1	136	138	26	70	699	69.9		
Opponents		10	2000		237-625	.379	81-258	.314	93-128	.727	98	269	367	36.7	198	5	118	132	32	62	648	64.8		

Team Statistics

	UNLV	OPP
Scoring	699	648
Points per game	69.9	64.8
Scoring margin	+5.1	-
Field goals-att	241-606	237-625
Field goal pct	.398	.379
3 point fg-att	73-238	81-258
3-point FG pct	.307	.314
3-pt FG made per game	7.3	8.1
Free throws-att	144-208	93-128
Free throw pct	.692	.727
F-Throws made per game	14.4	9.3
Rebounds	432	367
Rebounds per game	43.2	36.7
Rebounding margin	+6.5	-
Assists	136	118
Assists per game	13.6	11.8
Turnovers	138	132
Turnovers per game	13.8	13.2
Turnover margin	-0.6	-
Assist/turnover ratio	1.0	0.9
Steals	70	62
Steals per game	7.0	6.2
Blocks	26	32
Blocks per game	2.6	3.2
Winning streak	0	-
Home win streak	0	-
Attendance	113	527
Home games-Avg/Game	8-14	2-264
Neutral site-Avg/Game	-	0-0

Team Results

Date	Opponent		Score	Att.
12/12/2020	Wyoming	W	54-46	0
12/14/2020	Wyoming	L	62-67	0
01/07/2021	Colorado St.	W	80-76	5
01/09/2021	Colorado St.	L	58-67	0
01/15/2021	New Mexico	W	78-60	0
01/17/2021	New Mexico	L	73-81	8
01/25/2021	at Utah St.	W	89-59	265
01/27/2021	at Utah St.	W	73-62	262
01/30/2021	Nevada	W	62-57	50
02/01/2021	Nevada	L	70-73	50

LADY REBEL BASKETBALL

GAME NOTES - UNLV AT AIR FORCE • FEBRUARY 5 & 7 • COLORADO SPRINGS, COLORADO



2020-21 UNLV Women's Basketball Season Schedule/Results & Leaders All games

Page 1/1
as of Feb 02, 2021

Game Records

Record	Overall	Home	Away	Neutral
ALL GAMES	8-7	5-7	3-0	0-0
CONFERENCE	6-4	4-4	2-0	0-0
NON-CONFERENCE	2-3	1-3	1-0	0-0

Team Results

Date	Opponent		Score	Att.	High Points	High Rebounds
11/25/2020	Northern Ariz.	L	75-79	0	(18) BYRNE, Delaynie	(10) BYRNE, Delaynie (10) WILFRED, Keyana
12/02/2020	at Cal St. Fullerton	W	81-67	44	(26) THOMAS, Bailey	(5) BLOUNT, Anna
12/05/2020	Stanford	L	54-101	0	(12) JOHNSON, Nia	(5) JOHNSON, Nia (5) BUCKLEY, Jacinta
12/12/2020	Wyoming	W	54-46	0	(18) WILFRED, Keyana	(11) BYRNE, Delaynie
12/14/2020	Wyoming	L	62-67	0	(20) YOUNG, Desi-Rae	(6) BYRNE, Delaynie (6) WILFRED, Keyana
12/20/2020	Pacific	Lot2	75-77	4	(19) JOHNSON, Nia	(12) JOHNSON, Nia
12/21/2020	Loyola Marymount	W	94-59	6	(24) BYRNE, Delaynie (24) THOMAS, Jade	(11) BYRNE, Delaynie
01/07/2021	Colorado St.	W	80-76	5	(29) THOMAS, Bailey	(12) YOUNG, Desi-Rae
01/09/2021	Colorado St.	L	58-67	0	(15) WILFRED, Keyana	(8) THOMAS, Bailey (8) YOUNG, Desi-Rae
01/15/2021	New Mexico	W	78-60	0	(21) BYRNE, Delaynie	(8) BUCKLEY, Jacinta
01/17/2021	New Mexico	L	73-81	8	(23) BYRNE, Delaynie	(8) THOMAS, Bailey
01/25/2021	at Utah St.	W	89-59	265	(18) BYRNE, Delaynie	(13) BYRNE, Delaynie
01/27/2021	at Utah St.	W	73-62	262	(15) YOUNG, Desi-Rae	(11) YOUNG, Desi-Rae
01/30/2021	Nevada	W	62-57	50	(28) JOHNSON, Nia	(9) BYRNE, Delaynie
02/01/2021	Nevada	L	70-73	50	(28) JOHNSON, Nia	(6) WILFRED, Keyana

Attendance Summary

	Games	Attend	Avg/Game
Home	12	123	10
Away	3	571	190
Neutral	0	0	0
Total	15	694	46



LADY REBEL BASKETBALL

GAME NOTES - UNLV AT AIR FORCE • FEBRUARY 5 & 7 • COLORADO SPRINGS, COLORADO



2020-21 UNLV Women's Basketball Team Game-by-Game All games

Page 1/1
as of Feb 02, 2021

Opponent	Date	Score		Total		3-Pointers		Free throws		Rebounds				PF	A	TO	BLK	STL	PTS	AVG
				FG-FGA	PCT	3FG-FGA	PCT	FT-FTA	PCT	OFF	DEF	TOT	AVG							
Northern Ariz.	11/25/2020	75-79	L	25-68	.368	8-31	.258	17-22	.773	17	28	45	45.0	23	16	17	5	7	75	75.0
at Cal St. Fullerton	12/02/2020	81-67	W	23-58	.397	12-24	.500	23-35	.657	12	21	33	39.0	25	12	17	3	12	81	78.0
Stanford	12/05/2020	54-101	L	14-52	.269	6-18	.333	20-29	.690	9	22	31	36.3	13	6	19	1	6	54	70.0
Wyoming	12/12/2020	54-46	W	19-42	.452	5-17	.294	11-18	.611	9	31	40	37.3	15	12	20	6	4	54	66.0
Wyoming	12/14/2020	62-67	L	23-56	.411	4-18	.222	12-18	.667	14	26	40	37.8	20	6	13	1	5	62	65.2
Pacific	12/20/2020	75-77	Lot2	25-68	.368	9-33	.273	16-21	.762	11	39	50	39.8	20	14	24	0	4	75	66.8
Loyola Marymount	12/21/2020	94-59	W	27-59	.458	15-29	.517	25-30	.833	17	32	49	41.1	12	17	18	2	9	94	70.7
Colorado St.	01/07/2021	80-76	W	28-61	.459	12-27	.444	12-17	.706	10	33	43	41.4	11	15	16	2	8	80	71.9
Colorado St.	01/09/2021	58-67	L	24-70	.343	6-24	.250	4-9	.444	14	28	42	41.4	12	11	9	1	6	58	70.3
New Mexico	01/15/2021	78-60	W	28-72	.389	7-21	.333	15-22	.682	17	37	54	42.7	7	18	13	2	10	78	71.1
New Mexico	01/17/2021	73-81	L	28-67	.418	5-24	.208	12-15	.800	15	26	41	42.5	14	15	20	0	11	73	71.3
at Utah St.	01/25/2021	89-59	W	28-76	.368	9-30	.300	24-30	.800	20	41	61	44.1	9	16	5	1	2	89	72.8
at Utah St.	01/27/2021	73-62	W	23-56	.411	5-20	.250	22-33	.667	13	25	38	43.6	17	14	17	5	15	73	72.8
Nevada	01/30/2021	62-57	W	20-57	.351	10-31	.323	12-16	.750	9	31	40	43.4	11	12	9	7	5	62	72.0
Nevada	02/01/2021	70-73	L	20-49	.408	10-26	.385	20-30	.667	6	27	33	42.7	15	17	16	1	4	70	71.9
Total		1078		355-911	.390	123-373	.330	245-345	.710	193	447	640	42.7	224	201	233	37	108	1078	71.9
Opponents		1031		381-962	.396	115-364	.316	154-215	.716	156	406	562	37.5	304	201	215	53	109	1031	68.7

UNLV Averages

Games Played	Points/game	FG Pct	3FG Pct	FT Pct	Rebounds/game	Assists/game	Turnovers/game	Assist/Turnover ratio	Steals/game	Blocks/game
15	71.9	39.0	33.0	71.0	42.7	13.4	15.5	0.9	7.2	2.5

LADY REBEL BASKETBALL

GAME NOTES - UNLV AT AIR FORCE • FEBRUARY 5 & 7 • COLORADO SPRINGS, COLORADO



2020-21 UNLV Women's Basketball
Points-rebounds-assists
All games

Page 1/1
as of Feb 02, 2021

Opponent	Date	Score		2	5	10	12	14	15	21	22	23	30	34
				SINGLETON, JAD	THOMAS, JAD	BUCKLEY, JAD	BLOUNT, ANN	THOMAS, BAI	WILFRED, KE	BYRNE, DELA	CARTER, TIA	YOUNG, DESI	JOHNSON, NI	GURROLA, CI
NAU	11/25/2020	75-79	L	5-0-3	11-3-2	4-4-0	5-2-3	10-3-5	11-10-1	18-10-1	0-0-0	11-6-0	0-5-1	DNP
at CSF	12/02/2020	81-67	W	1-2-2	16-3-1	2-3-0	12-5-1	26-3-2	0-3-0	9-3-2	2-3-1	10-4-2	3-4-1	DNP
Stan	12/05/2020	54-101	L	5-3-0	3-1-1	4-5-1	6-0-0	10-0-1	0-1-0	4-3-2	0-2-1	10-4-0	12-5-0	DNP
UW	12/12/2020	54-46	W	1-3-3	5-1-2	5-3-2	0-1-0	0-2-4	18-5-0	9-11-0	DNP	9-8-0	7-3-1	DNP
UW	12/14/2020	62-67	L	1-2-2	6-5-1	2-3-0	0-0-0	0-5-3	11-6-0	7-6-0	3-3-0	20-3-0	12-0-0	DNP
UOP	12/20/2020	75-77	Lot2	0-2-0	10-1-2	0-0-1	2-3-0	13-5-6	4-3-2	18-10-0	0-2-0	9-7-0	19-12-3	DNP
LMU	12/21/2020	94-59	W	2-2-0	24-7-2	8-1-2	4-1-0	7-7-7	0-2-1	24-11-2	1-0-0	15-5-1	9-4-2	0-0-0
CSU	01/07/2021	80-76	W	DNP	6-6-4	3-0-1	DNP	29-5-6	0-1-0	10-6-1	0-4-0	16-12-1	16-6-2	DNP
CSU	01/09/2021	58-67	L	1-7-6	6-1-3	0-0-0	DNP	12-8-1	15-4-1	10-6-0	0-0-0	4-8-0	10-4-0	DNP
UNM	01/15/2021	78-60	W	3-3-1	9-4-1	2-8-1	3-1-0	8-6-4	12-7-3	21-5-2	6-1-0	7-7-3	7-7-3	DNP
UNM	01/17/2021	73-81	L	6-2-2	4-5-0	2-2-1	10-5-0	9-8-6	2-5-1	23-7-2	0-0-0	15-1-2	2-2-1	DNP
at USU	01/25/2021	89-59	W	0-2-0	13-9-1	7-4-2	2-3-2	9-8-8	8-4-0	18-13-1	5-3-0	14-7-1	13-4-1	0-0-0
at USU	01/27/2021	73-62	W	2-0-1	13-6-1	0-0-0	7-3-0	6-2-7	12-6-0	8-3-0	DNP	15-11-1	10-2-4	DNP
Nevada	01/30/2021	62-57	W	DNP	4-7-1	0-1-0	0-3-0	13-5-5	0-2-0	10-9-1	DNP	7-5-2	28-6-3	DNP
Nevada	02/01/2021	70-73	L	0-0-3	11-4-3	0-2-0	4-4-0	5-3-4	6-6-2	2-4-1	DNP	14-4-2	28-4-2	DNP



LADY REBEL BASKETBALL

GAME NOTES - UNLV AT AIR FORCE • FEBRUARY 5 & 7 • COLORADO SPRINGS, COLORADO



2020-21 UNLV Women's Basketball Category Leaders All games

Page 1/3
as of Feb 02, 2021

Points

##	Player	G	Pts	Pts/G
21	Byrne, Delaynie	15	191	12.7
30	Johnson, Nia	15	176	11.7
23	Young, Desi-Rae	15	176	11.7
14	Thomas, Bailey	15	157	10.5
5	Thomas, Jade	15	141	9.4
15	Wilfred, Keyana	15	99	6.6
12	Blount, Anna	13	55	4.2
10	Buckley, Jacinta	15	39	2.6
2	Singleton, Jasmine	13	27	2.1
22	Carter, Tianna	11	17	1.5

Scoring Average

##	Player	G	Pts	Pts/G
21	Byrne, Delaynie	15	191	12.7
30	Johnson, Nia	15	176	11.7
23	Young, Desi-Rae	15	176	11.7
14	Thomas, Bailey	15	157	10.5
5	Thomas, Jade	15	141	9.4
15	Wilfred, Keyana	15	99	6.6
12	Blount, Anna	13	55	4.2
10	Buckley, Jacinta	15	39	2.6
2	Singleton, Jasmine	13	27	2.1
22	Carter, Tianna	11	17	1.5

Field Goal Percentage

##	Player	FG	Att	Pct
23	Young, Desi-Rae	66	122	.541
15	Wilfred, Keyana	35	68	.515
21	Byrne, Delaynie	62	147	.422
12	Blount, Anna	15	41	.366
5	Thomas, Jade	48	132	.364
2	Singleton, Jasmine	7	20	.350
14	Thomas, Bailey	48	141	.340
30	Johnson, Nia	56	166	.337
10	Buckley, Jacinta	15	53	.283
22	Carter, Tianna	3	20	.150

Field Goal Attempts

##	Player	G	Att	Att/G
30	Johnson, Nia	15	166	11.1
21	Byrne, Delaynie	15	147	9.8
14	Thomas, Bailey	15	141	9.4
5	Thomas, Jade	15	132	8.8
23	Young, Desi-Rae	15	122	8.1

Field Goals Made

##	Player	G	Made	Made/G
23	Young, Desi-Rae	15	66	4.4
21	Byrne, Delaynie	15	62	4.1
30	Johnson, Nia	15	56	3.7
14	Thomas, Bailey	15	48	3.2
5	Thomas, Jade	15	48	3.2

3-Point FG Percentage

##	Player	3FG	Att	Pct
21	Byrne, Delaynie	34	85	.400
5	Thomas, Jade	31	90	.344
30	Johnson, Nia	25	74	.338
2	Singleton, Jasmine	2	6	.333
14	Thomas, Bailey	26	83	.313
10	Buckley, Jacinta	5	20	.250

3-Point FG Attempts

##	Player	G	Att	Att/G
5	Thomas, Jade	15	90	6.0
21	Byrne, Delaynie	15	85	5.7
14	Thomas, Bailey	15	83	5.5
30	Johnson, Nia	15	74	4.9
10	Buckley, Jacinta	15	20	1.3

3-Point FG Made

##	Player	G	Made	Made/G
21	Byrne, Delaynie	15	34	2.3
5	Thomas, Jade	15	31	2.1
14	Thomas, Bailey	15	26	1.7
30	Johnson, Nia	15	25	1.7
10	Buckley, Jacinta	15	5	0.3

LADY REBEL BASKETBALL

GAME NOTES - UNLV AT AIR FORCE • FEBRUARY 5 & 7 • COLORADO SPRINGS, COLORADO



2020-21 UNLV Women's Basketball Category Leaders All games

Page 2/3
as of Feb 02, 2021

Free Throw Percentage

##	Player	Made	Att	Pct
10	Buckley, Jacinta	4	4	1.000
30	Johnson, Nia	39	49	.796
14	Thomas, Bailey	35	44	.795
21	Byrne, Delaynie	33	42	.786
22	Carter, Tianna	11	15	.733
15	Wilfred, Keyana	29	40	.725
12	Blount, Anna	25	36	.694
5	Thomas, Jade	14	22	.636
23	Young, Desi-Rae	44	72	.611
2	Singleton, Jasmine	11	21	.524

Free Throw Attempts

##	Player	G	Att	Att/G
23	Young, Desi-Rae	15	72	4.8
30	Johnson, Nia	15	49	3.3
14	Thomas, Bailey	15	44	2.9
21	Byrne, Delaynie	15	42	2.8
15	Wilfred, Keyana	15	40	2.7

Free Throws Made

##	Player	G	Made	Made/G
23	Young, Desi-Rae	15	44	2.9
30	Johnson, Nia	15	39	2.6
14	Thomas, Bailey	15	35	2.3
21	Byrne, Delaynie	15	33	2.2
15	Wilfred, Keyana	15	29	1.9

Rebounds

##	Player	G	Reb	Reb/G
21	Byrne, Delaynie	15	107	7.1
23	Young, Desi-Rae	15	92	6.1
14	Thomas, Bailey	15	70	4.7
30	Johnson, Nia	15	68	4.5
15	Wilfred, Keyana	15	65	4.3

Assists

##	Player	G	Ast	Ast/G
14	Thomas, Bailey	15	69	4.6
5	Thomas, Jade	15	25	1.7
30	Johnson, Nia	15	24	1.6
2	Singleton, Jasmine	13	23	1.8
21	Byrne, Delaynie	15	15	1.0

Rebounds Average

##	Player	G	Reb	Reb/G
21	Byrne, Delaynie	15	107	7.1
23	Young, Desi-Rae	15	92	6.1
14	Thomas, Bailey	15	70	4.7
30	Johnson, Nia	15	68	4.5
15	Wilfred, Keyana	15	65	4.3

Steals

##	Player	G	Stl	Stl/G
14	Thomas, Bailey	15	25	1.7
5	Thomas, Jade	15	16	1.1
30	Johnson, Nia	15	15	1.0
23	Young, Desi-Rae	15	15	1.0
2	Singleton, Jasmine	13	15	1.2

Offensive Rebounds

##	Player	G	OReb	OReb/G
15	Wilfred, Keyana	15	33	2.2
21	Byrne, Delaynie	15	29	1.9
23	Young, Desi-Rae	15	29	1.9
30	Johnson, Nia	15	18	1.2
14	Thomas, Bailey	15	16	1.1

Blocked Shots

##	Player	G	Blk	Blk/G
21	Byrne, Delaynie	15	16	1.1
5	Thomas, Jade	15	4	0.3
23	Young, Desi-Rae	15	3	0.2
14	Thomas, Bailey	15	3	0.2
15	Wilfred, Keyana	15	3	0.2

Defensive Rebounds

##	Player	G	DReb	DReb/G
21	Byrne, Delaynie	15	78	5.2
23	Young, Desi-Rae	15	63	4.2
14	Thomas, Bailey	15	54	3.6
30	Johnson, Nia	15	50	3.3
5	Thomas, Jade	15	50	3.3

Minutes

##	Player	G	Min	Min/G
14	Thomas, Bailey	15	561	37:22
5	Thomas, Jade	15	533	35:34
21	Byrne, Delaynie	15	478	31:51
30	Johnson, Nia	15	390	25:59
23	Young, Desi-Rae	15	308	20:34



LADY REBEL BASKETBALL

GAME NOTES - UNLV AT AIR FORCE • FEBRUARY 5 & 7 • COLORADO SPRINGS, COLORADO



2020-21 UNLV Women's Basketball Category Leaders All games

Page 3/3
as of Feb 02, 2021

Fouls

##	Player	G	PF	PF/G
23	Young, Desi-Rae	15	40	2.7
30	Johnson, Nia	15	36	2.4
14	Thomas, Bailey	15	27	1.8
5	Thomas, Jade	15	26	1.7
15	Wilfred, Keyana	15	22	1.5

Turnovers

##	Player	G	TO	TO/G
23	Young, Desi-Rae	15	35	2.3
14	Thomas, Bailey	15	33	2.2
30	Johnson, Nia	15	27	1.8
21	Byrne, Delaynie	15	26	1.7
15	Wilfred, Keyana	15	25	1.7

Foul Outs

##	Player	G	FO
23	Young, Desi-Rae	15	2
30	Johnson, Nia	15	1
14	Thomas, Bailey	15	1
15	Wilfred, Keyana	15	1

LADY REBEL BASKETBALL

GAME NOTES - UNLV AT AIR FORCE • FEBRUARY 5 & 7 • COLORADO SPRINGS, COLORADO



Official Basketball Box Score - Final
Northern Ariz. at UNLV
11/25/20 Women's Basketball

Game Time: 1:30 PM
Game Duration: 1:53

Officials: Jerry Cusley, Dominique Hunter, Chuka Wado

Northern Ariz. - 79

Record: 1-0

NO. Name	Min	FG	3P	FT	Rebounds	Fouls	TP	AS	TO	ST	Blocks	+/-
		M-A	M-A	M-A	OR DR TOT	PF FD					BS BA	
12 Nyah Moran	F 24:49	2-11	0-1	0-0	1 1 2	4 5	4	3	1	1	0 2	-3
1 Regan Schenck	F 39:55	1-5	0-2	5-6	7 11 18	3 5	7	6	4	1	0 0	6
3 Jacquelyn Nakai	G 40:00	9-17	2-3	2-2	0 1 1	4 2	22	3	3	2	0 1	4
11 Jacey Bailey	G 37:50	5-15	3-11	5-10	0 5 5	2 5	18	3	2	1	0 1	2
21 Emily Rodabaugh	G 36:17	11-17	4-6	1-1	3 4 7	2 2	27	0	3	0	2 0	8
22 Olivia Moran	12:52	0-3	0-1	1-2	2 3 5	3 3	1	1	0	1	0 1	-2
2 Ajai Simmons	02:15	0-0	0-0	0-0	0 0 0	0 0	0	0	1	0	0 0	0
24 Sarjana Ramesh	06:02	0-0	0-0	0-0	1 1 2	2 1	0	0	0	0	0 0	5
Team					1 2 3		0	0				
Totals		28-68	9-24	14-21	15 28 43	21 23	79	16	14	6	2 5	4

Technical Fouls: NONE

Shooting By Period	1st FG%	2nd FG%	3rd FG%	4th FG%
1st FG%	11-17 64.7%			
2nd FG%	9-21 42.9%			
3rd FG%	4-19 21.1%			
4th FG%	1-11 9.1%			
FT%	5-6 83.3%			
GM FG%	28-68 41.2%			
3PT%	9-24 37.5%			
FT%	14-21 66.7%			

Dead Ball Rebounds: 4, 0

UNLV - 75

Record: 0-1

NO. Name	Min	FG	3P	FT	Rebounds	Fouls	TP	AS	TO	ST	Blocks	+/-
		M-A	M-A	M-A	OR DR TOT	PF FD					BS BA	
21 Delanyne Byrne	F 30:31	6-14	4-12	2-4	6 10 1	3 18	1	2	2	1	0 2	-2
15 Keyana Wilfred	C 18:15	3-5	0-0	5-7	4 6 10	2 4	11	1	3	0	0 0	-7
5 Jade Thomas	G 38:10	5-15	1-8	0-0	1 2 3	5 10	11	2	0	1	1 1	-4
14 Bailey Thomas	G 29:54	4-9	2-5	0-0	1 2 3	5 2	10	5	2	1	0 0	-3
30 Nia Johnson	G 14:58	0-9	0-3	0-0	1 4 5	4 2	0	1	2	0	0 0	-9
2 Jasmine Singleton	18:16	1-1	1-1	2-2	0 0 0	2 3	5	3	4	2	0 0	-5
23 Desi-Rae Young	12:07	4-4	0-0	3-3	2 4 6	4 2	11	0	0	0	3 0	9
22 Tianna Carter	04:50	0-1	0-0	0-0	0 0 0	0 0	0	0	0	0	0 0	-2
12 Anna Blount	14:49	0-3	0-0	5-6	0 2 2	3 5	3	3	0	0	1 0	-3
10 Jacinta Buckley	18:10	2-7	0-2	0-0	2 2 4	1 0	4	1	1	0	0 0	6
Team					2 0 2		0	0				
Totals		25-68	8-31	17-22	17 28 45	23 21	75	16	17	5	2 4	-4

Technical Fouls: NONE

Shooting By Period	1st FG%	2nd FG%	3rd FG%	4th FG%
1st FG%	7-15 46.7%			
2nd FG%	4-12 33.3%			
3rd FG%	2-11 18.2%			
4th FG%	1-11 9.1%			
FT%	5-6 83.3%			
GM FG%	25-68 36.8%			
3PT%	8-31 25.8%			
FT%	17-22 77.3%			

Dead Ball Rebounds: 3, 0

	NAU	UNLV
Biggest lead	19 (3rd 5:20)	3 (1st 9:39)
Best Scoring Run	10 (1st 6:04)	7 (4th 3:15)
Lead Changes	1	
Times Tied	2	
Time with Lead	37:13	01:31

Points from	NAU	UNLV
Turnovers	14	11
Paint	32	24
Second Chance	10	18
Fast Breaks	2	3
Bench	1	25

Period by Period Scoring	1st	2nd	3rd	4th	TOT
NAU	28	21	13	17	79
UNLV	18	14	15	28	75



Official Basketball Box Score - Final
UNLV at Cal St. Fullerton
12/20/20 Tiar Gyn, Fullerton
2020-21 Women's Basketball

Game Time: 5:00 PM
Game Duration: 1:48
Attendance: 44

Officials: Richard Waters, Jen Zylstra, Brian Woods

UNLV - 81

Record: 1-1

NO. Name	Min	FG	3P	FT	Rebounds	Fouls	TP	AS	TO	ST	Blocks	+/-
		M-A	M-A	M-A	OR DR TOT	PF FD					BS BA	
21 Delanyne Byrne	F 26:15	2-5	1-4	4-4	2 1 3	3 4	9	2	1	0	1 0	8
15 Keyana Wilfred	C 09:11	0-2	0-0	0-0	2 1 3	4 0	0	0	3	1	1 1	-4
5 Jade Thomas	G 37:11	4-9	4-5	4-8	1 2 3	1 7	16	1	1	1	0 1	16
14 Bailey Thomas	G 38:35	8-8	6-6	4-4	0 3 3	4 2	26	2	1	4	0 0	11
30 Nia Johnson	G 15:42	1-9	1-5	0-0	1 3 4	2 0	3	1	1	1	0 2	4
23 Desi-Rae Young	10:42	4-6	0-0	2-5	2 2 4	5 3	10	2	3	0	0 0	9
12 Anna Blount	21:32	3-6	0-0	6-10	1 4 5	3 6	12	1	2	1	0 0	12
10 Jacinta Buckley	13:40	1-9	0-2	0-0	2 1 3	1 0	2	0	0	1	1 0	4
22 Jasmine Singleton	14:52	0-1	0-1	1-2	1 1 2	2 1	1	2	4	2	0 0	7
22 Tianna Carter	12:20	0-3	0-1	2-2	0 3 3	0 1	2	1	1	1	0 1	3
Team					0 0 0		0	0				
Totals		23-58	12-24	23-35	12 21 33	25 24	81	12	17	12	3 5	14

Technical Fouls: NONE

Shooting By Period	1st FG%	2nd FG%	3rd FG%	4th FG%
1st FG%	4-15 26.7%			
2nd FG%	3-8 37.5%			
3rd FG%	7-12 58.3%			
4th FG%	8-15 53.3%			
FT%	5-8 62.5%			
GM FG%	23-58 39.7%			
3PT%	12-24 50.0%			
FT%	23-35 65.7%			

Dead Ball Rebounds: 9, 2

Cal St. Fullerton - 67

Record: 0-2

NO. Name	Min	FG	3P	FT	Rebounds	Fouls	TP	AS	TO	ST	Blocks	+/-
		M-A	M-A	M-A	OR DR TOT	PF FD					BS BA	
10 Megan Nieto	F 17:03	2-3	0-0	3-8	1 3 4	3 5	7	1	4	0	0 0	6
11 Joy Krupa	F 36:09	3-12	0-2	6-8	2 10 12	4 6	12	7	2	4	2 2	-5
13 Amiee Book	F 32:49	6-13	2-5	2-3	1 3 4	2 7	16	1	3	1	1 1	-13
0 Anniken Frey	G 38:01	4-6	1-3	2-3	0 2 2	2 1	11	5	8	0	0 0	-8
5 Clarissa Rodarte	G 19:56	0-3	0-0	2-2	0 0 0	3 1	2	0	3	0	0 0	-17
32 Ashlee Lewis	08:31	2-3	0-0	0-0	3 3	5 1	4	0	2	0	0 0	-6
4 Gabi Vidmar	13:47	2-4	1-3	0-0	0 1 1	3 1	5	1	2	1	0 0	-12
22 Madison Freeman	16:07	2-4	0-0	0-0	1 1 1	0 4	0	0	0	0	0 0	-12
24 Kathryn Neff	12:26	2-2	2-2	0-0	0 0 0	2 0	6	0	1	0	0 0	3
33 Bell Stratford	05:11	0-0	0-0	0-0	0 2 2	0 0	0	0	0	0	0 0	-6
Team					0 0 0		0	0				
Totals		23-50	6-15	15-24	4 25 29	24 25	67	15	25	4	5 3	-14

Technical Fouls: NONE

Shooting By Period	1st FG%	2nd FG%	3rd FG%	4th FG%
1st FG%	5-13 38.5%			
2nd FG%	2-5 40.0%			
3rd FG%	5-15 33.3%			
4th FG%	1-4 25.0%			
FT%	3-4 75%			
GM FG%	23-50 46.0%			
3PT%	6-15 40.0%			
FT%	15-24 62.5%			

Dead Ball Rebounds: 9, 1

	NLV	CSF
Biggest lead	25 (3rd 4:37)	6 (1st 6:57)
Best Scoring Run	10 (3rd 9:33)	6 (1st 6:57)
Lead Changes	5	
Times Tied	2	
Time with Lead	33:24	04:58

Points from	NLV	CSF
Turnovers	27	20
Paint	22	30
Second Chance	14	7
Fast Breaks	12	7
Bench	27	19

Period by Period Scoring	1st	2nd	3rd	4th	TOT
NLV	18	26	24	13	81
CSF	17	14	16	20	67



Official Basketball Box Score - Final
Stanford at UNLV
12/05/20 Thomas & Mack Center, Las Vegas
2020-21 Women's Basketball

Game Time: 5:00 PM
Game Duration: 1:57

Officials: Melissa Barlow, Tiffany Bird

Stanford - 101

Record: 2-0

NO. Name	Min	FG M-A	3P M-A	FT M-A	OR Reb	DR Tot	PF Fouls	TP	AS	TO	ST	Blocks	+/-
5 Francesca Belibi	F 16:35	7-10	0-0	1-2	2	5 7	3 1	15	1	0	3	0 0	30
3 Anna Wilson	G 18:11	3-4	2-3	1-1	0	2 2	2 1	9	2	0	0	0 0	41
12 Lexie Hull	G 18:45	4-7	2-4	3-3	3	6 9	3 3	13	3	1	1	0 0	41
23 Kiana Williams	G 20:34	3-5	1-2	0-0	0	0 0	2 0	7	5	1	3	1 0	47
30 Haley Jones	G 26:15	12-17	0-1	1-1	1	6 7	1 2	25	7	0	2	2 0	47
24 Lacie Hull	13:45	3-5	0-1	0-2	1	2 3	2 1	6	0	0	1	0 0	0
11 Ashton Praelter	11:23	3-4	1-1	0-0	2	2 4	1 7	0	2	1	3	0 0	5
33 Hannah Jump	20:50	2-8	1-6	0-0	0	4 4	0 0	5	1	1	3	0 0	5
10 Alyssa Jerome	11:23	1-4	1-3	1-2	1	2 3	0 2	4	2	1	0	0 0	1
22 Cameron Brink	14:24	5-9	0-2	0-0	1	6 7	2 1	10	0	3	0	4 0	19
4 Jana Van Gytenbeek	19:32	0-1	0-1	0-0	0	0 0	2 1	0	2	0	0	0 0	4
2 Agnes Emma-Nnopp	08:23	0-1	0-0	0-0	1	1 2	1 0	0	0	2	0	0 0	3
Team					0	0 0		0	1				
Totals		43-75	8-24	7-11	12	34 46	22 13	101	23	12	14	10 1	47

Technical Fouls: NONE

Shooting By Period	1st FG%	2nd FG%	3rd FG%	4th FG%
1st FG%	9-17 52.9%			
2nd FG%	11-18 61.1%			
3rd FG%	2-4 50.0%			
4th FG%	10-19 52.6%			
FT%	3-8 37.5%			
GM FG%	43-75 57.3%			
3PT%	8-24 33.3%			
FT%	7-11 63.6%			

Dead Ball Rebounds: 2, 0

UNLV - 54

Record: 1-2

NO. Name		Min	FG	3P	FT	Rebounds	Fouls	TP	AS	TO	ST	Blocks	+/-					
						OR	FT											
21	Delanyne Byrne	F	30:12	1-9	1-5	1	0	3	3	1	4	2	0	2	0	1	4	35
15	Kelayna Wilfred	C	15:19	0-2	0-0	0-0	0	1	0	0	0	0	0	0	0	0	0	-43
5	Jade Thomas	G	26:22	3-3	1-2	0-0	0	1	1	0	4	0	1	1	0	0	0	-35
14	Bailey Thomas	G	36:09	3-9	1-1	3-4	0	0	0	0	0	10	1	3	1	0	2	-45
30	Nia Johnson	G	18:54	3-11	3-6	3-4	1	4	5	1	3	12	0	1	0	0	0	-17
2	Jasmine Singleton	G	22:23	1-2	0-0	3-4	1	2	3	1	2	5	0	1	2	0	0	-37
12	Anna Blount	11:54	1-4	0-1	0-4	0	0	0	0	3	2	6	0	0	0	0	0	-10
23	Desi-Rae Young	19:48	2-5	0-0	6-9	2	2	4	0	3	7	0	0	2	2	0	1	-9
20	Jacinta Buckley	19:12	2-5	0-1	0-0	3	2	5	0	0	4	1	2	0	0	0	0	-13
22	Tianna Carter	02:27	0-2	0-2	0-0	1	1	2	0	0	0	0	1	0	0	0	0	3
Team						1	6	7		0	0	0	0	0	0	0	0	0
Totals			14:52	6:18	20:29	9	22	31	13	22	54	6	19	6	1	1	10	0



LADY REBEL BASKETBALL

GAME NOTES - UNLV AT AIR FORCE • FEBRUARY 5 & 7 • COLORADO SPRINGS, COLORADO



Official Basketball Box Score - Final
Wyoming at UNLV
12/14/2020 Thomas & Mack Center, Las Vegas
2020-21 Women's Basketball

Game Time: 1:30 PM
Game Duration: 1:59

Officials: Michael Price, Janetta Graham, Roy Gubayyan



Official Basketball Box Score - Final
Pacific at UNLV
12/20/2020 Thomas & Mack Center, Las Vegas
2020-21 Women's Basketball

Game Time: 3:30 PM
Game Duration: 2:14
Attendance: 4

Officials: Lisa Jones, Brandon Entler, Amy Krommenhoek

Wyoming - 67

Record: 2-2 (1-1)

NO.	Name	Min	FG M-A	3P M-A	FT M-A	Rebounds OR DR TOT	Fouls PF FD	TP	AS	TO	ST	Blocks BS	BA +/
33	Dagny Davidsdottir	F 15:47	4-6	0-1	0-2	0 3 3	4 4 8	2	0	1	0	0	10
11	Alba Sanchez Ramos	G 32:42	8-15	2-8	2-2	0 6 6	4 1 20	0	0	0	0	0	11
12	McKinley Bradshaw	G 29:25	3-6	1-2	6-7	0 5 5	2 4 13	1	3	0	0	1	0
14	Quinn Weidemann	G 37:35	2-8	2-5	4-4	1 3 4	0 4 10	3	1	0	0	0	9
24	Tommi Olson	G 33:54	1-4	0-2	2-4	1 0 1	0 4 4	3	1	2	0	0	6
10	Paula Salazar	04:47	0-3	0-1	0-0	0 0 0	1 0 0	0	0	0	0	0	-5
5	Jays Johnson	09:56	0-2	0-2	0-0	0 0 0	1 0 0	0	1	0	0	0	-9
30	Ola Ustowska	19:34	1-3	0-0	0-0	1 2 3	0 0 2	0	2	0	0	0	3
15	Marta Savic	02:51	0-1	0-0	1-2	0 0 0	1 1 1	1	0	0	0	0	-1
4	Grace Ellis	13:29	2-4	1-2	4-4	2 2 4	4 2 9	0	0	0	0	0	1
Team						2 1 3		0	1				
Totals			21-52	6-23	19-25	7 22 29	17 20 67	10	9	3	0	1	5
Technical Fouls: NONE													

Technical Fouls: NONE

Shooting By Period		
1st FG%	5-15	33.3%
3PT%	2-8	25.0%
FT%	2-2	100%
2nd FG%	5-12	41.7%
3PT%	1-5	20.0%
FT%	3-4	75%
3rd FG%	5-14	35.7%
3PT%	1-5	20.0%
FT%	2-4	50%
4th FG%	6-11	54.5%
3PT%	2-5	40.0%
FT%	12-15	80%
GM FG%	21-52	40.4%
3PT%	6-23	26.1%
FT%	19-25	76.0%

Dead Ball Rebounds: 4, 0

Pacific - 77

Record: 2-1

No.	Name	Min	FG	3P	FT	Reb	DR	TOT	Fouls	TP	AS	TO	ST	Blocks	BS	+/-
			M-A	M-A	M-A	OR	DR	TOT	PF	FD						
1	Brooklyn McDavid	F 34:52	5-18	0-0	0-2	7	2	9	4	2	10	2	1	0	0	0
2	Josephine Millard	G 29:10	2-4	0-1	1-1	0	1	1	2	1	5	1	1	1	0	0
13	Jordan Cruz	G 20:43	1-3	0-2	0-0	0	1	1	3	0	2	0	2	0	0	-4
22	Valerie Higgins	G 38:23	7-17	0-2	10-13	1	10	11	2	9	24	4	1	8	0	-6
23	Lianna Tillman	G 43:44	4-10	3-7	0-0	0	4	4	1	0	11	3	5	2	0	5
30	Sam Ashby	30:21	0-4	0-4	2-2	1	5	6	2	2	2	0	5	0	0	4
0	Cassidy Johnson	03:19	0-2	0-0	0-0	0	0	0	0	0	0	0	0	0	0	-2
33	Madeline Ennis	04:11	1-1	0-0	0-0	0	1	1	0	0	2	0	0	1	0	0
4	Rosie Schweizer	31:50	7-16	2-5	5-5	3	5	8	2	4	21	1	1	2	0	8
10	Savannah Whitehead	11:49	0-3	0-0	0-0	1	0	1	2	2	0	2	1	1	0	3
Team						2	3	5			0		0			
Totals			27-78	5-21	18-23	15	32	47	18	20	77	13	17	15	0	2

Technical Fouls: NONE

Technical Fouls: NONE

Shooting By Period		
1st FG%	4-14	28.6%
3PT%	1-3	33.3%
FT%	2-2	100%
2nd FG%	7-14	50.0%
3PT%	3-6	50.0%
FT%	5-6	83.3%
3rd FG%	9-18	50.0%
3PT%	0-3	0.0%
FT%	3-3	100%
4th FG%	2-13	15.4%
3PT%	0-2	0.0%
FT%	2-6	33.3%
OTFG%	5-19	26.3%
3PT%	1-7	14.3%
FT%	6-6	100%
GM FG%	27-78	34.6%
3PT%	5-21	23.8%
FT%	18-23	78.3%

Dead Ball Rebounds: 2, 0

UNLV - 62

Record: 2-3 (1-1)

NO.	Name	Min	FG	3P	FT	Rebounds			Fouls	TP	AS	TO	ST	Blocks	BS	BA	
			M-A	M-A	M-A	OR	DR	TOT	PF	FD							
21	Delanyne Byrne	F 30:56	2-8	0-3	3-4	3	3	6	2	2	7	0	2	1	0	-2	
23	Desi-Rae Young	F 22:02	9-13	0-0	2-4	2	1	3	1	6	20	0	2	0	0	-5	
5	Jade Thomas	G 39:50	2-8	2-5	0-0	2	3	5	4	1	6	1	1	1	0	-6	
14	Bailey Thomas	G 34:49	0-5	0-2	0-0	1	4	5	3	2	0	3	4	1	0	-8	
30	Nia Johnson	G 26:42	4-10	2-6	2-2	0	0	0	5	0	12	0	1	1	0	-3	
15	Keyana Wilfred	18:33	5-7	0-0	1-2	4	2	6	2	3	11	0	2	0	0	0	-3
22	Tianna Carter	07:33	1-3	0-2	1-2	0	3	3	0	1	3	0	1	0	0	-5	
2	Jasmine Singleton	10:07	0-1	0-0	1-2	0	2	2	1	1	2	0	0	0	0	-1	
10	Jacinta Buckley	08:32	0-1	0-0	2-2	0	3	3	2	1	2	0	0	0	0	1	
12	Anna Blount	00:56	0-0	0-0	0-0	0	0	0	0	0	0	0	0	0	0	2	
Team						2	5	7			0						
Totals			23-56	4-18	12-18	14	26	40	20	17	62	6	13	5	1	0	-5
Technical Fouls: NONE																	

Technical Fouls: NONE

Shooting By Period		
1st FG%	6-14	42.9%
3PT%	1-5	20.0%
FT%	2-2	100%
2nd FG%	6-11	54.5%
3PT%	1-2	50.0%
FT%	2-4	50%
3rd FG%	3-13	23.1%
3PT%	1-8	12.5%
FT%	3-4	75%
4th FG%	8-18	44.4%
3PT%	1-3	33.3%
FT%	5-8	62.5%
GM FG%	23-56	41.1%
3PT%	4-18	22.2%
FT%	12-18	66.7%

Dead Ball Rebounds: 3, 0

	WYO	UNLV
Biggest lead	9 (4 th 5:01)	4 (3 rd 9:05)
Best Scoring Run	6 (1 st 6:44)	9 (1 st 2:35)
Lead Changes	14	
Times Tied	7	
Time with Lead	28:06	07:32

Points from	WYO	UNLV
Turnovers	8	8
Paint	26	34
Second Chance	3	13
Fast Breaks	9	3
Bench	12	17

Period by Period Scoring					
	1st	2nd	3rd	4th	TOT
WYO	14	14	13	26	67
UNLV	15	15	10	22	62

UNLV - 75

Record: 2-4

No.	Name	Min	FG	3P	FT	Rebounds	Fouls	TP	AS	TO	ST	Blocks	BS	BA	+/		
			M-A	M-A	M-A	OR	DR	TOT	PF	FD		BS	BA				
21	Delanyne Byrne	F 38:00	7-14	4-9	0-0	0	10	10	2	0	18	0	4	0	0	2	
23	Desi-Rae Young	F 20:57	3-8	0-0	3-4	2	5	7	5	5	9	0	3	2	0	0	6
5	Jade Thomas	G 44:58	3-8	2-6	2-2	0	1	1	0	1	10	2	1	0	0	0	1
14	Bailey Thomas	G 50:00	4-12	2-9	3-3	1	4	5	4	3	13	6	3	1	0	0	-2
30	Nia Johnson	G 45:49	1-4	1-6	8-10	6	6	12	1	6	19	3	2	1	0	0	4
15	Keyana Wilfred	28:21	2-4	0-0	0-2	0	3	3	5	2	4	2	5	0	0	0	-8
2	Jasmine Singleton	05:28	0-1	0-0	0-0	2	2	0	0	0	0	0	2	0	0	0	-1
10	Jacinta Buckley	03:45	0-3	0-1	0-0	0	0	0	0	0	0	1	0	0	0	0	-8
22	Tianna Carter	06:36	0-2	0-2	0-0	0	2	2	0	1	0	0	0	0	0	0	-10
12	Anna Blount	08:06	1-2	0-0	0-0	2	1	3	3	0	2	0	3	0	0	0	-6
Team						0	5	5			0		1				
Totals			25-68	9-33	16-21	11	59	50	20	18	75	14	24	4	0	0	-2

Technical Fouls: NONE

Technical Fouls: NONE

Shooting By Period		
1st FG%	6-15	40.0%
3PT%	4-9	44.4%
FT%	1-1	100%
2nd FG%	4-12	33.3%
3PT%	2-7	28.6%
FT%	2-2	100%
3rd FG%	6-13	46.2%
3PT%	1-7	14.3%
FT%	2-2	100%
4th FG%	4-18	22.2%
3PT%	0-5	0.0%
FT%	8-10	80%
OTFG%	5-10	50.0%
3PT%	2-5	40.0%
FT%	3-6	50%
GM FG%	25-68	36.8%
3PT%	9-33	27.3%
FT%	16-21	76.2%

Dead Ball Rebounds: 5, 0



Official Basketball Box Score - Final
Loyola Marymount at UNLV
12/21/2020 Thomas & Mack Center, Las Vegas
2020-21 Women's Basketball

Game Time: 1:00 PM
Game Duration: 1:43
Attendance: 6

Officials: Chris Saucedo, Brandon Entler, Amy Krommenhoek



Official Basketball Box Score - Final
Colorado St. at UNLV
01/07/21 Cox Pavilion, Las Vegas
2020-21 Women's Basketball

Game Time: 5:00 PM
Game Duration: 1:36
Attendance: 5

Officials: Cheryl Blue, Chuck Gonzales, Scott Osborne

Loyola Marymount - 59

Record: 1-4

NO.	Name	Min	FG	3P	FT	Rebounds	Fouls	TP	AS	TO	ST	Blocks	+/-				
			M-A	M-A	M-A	OR	DR	TOT	PF	FD		BS	BA				
2	Ciera Ellington	F 24:19	5-10	0-1	3-4	0	1	1	3	2	13	1	0	2	0	-1	-18
34	Khari Clark	C 28:36	2-11	0-0	2-2	4	6	10	3	1	6	1	1	0	2	1	-17
42	Meghan Mandel	C 14:45	1-1	0-0	0-0	1	2	3	4	0	2	2	2	1	2	0	-18
24	Nicole Rodriguez	G 33:46	5-9	4-8	0-0	1	2	3	2	1	14	4	4	0	0	0	-26
22	Ariel Johnson	G 28:10	5-13	0-2	0-0	3	1	4	2	2	10	4	3	4	0	0	-30
13	Laura Valdes	09:23	1-2	0-0	0-0	2	0	2	3	1	2	1	1	0	0	0	-6
0	Cassandra Gordon	27:21	2-7	0-1	0-0	0	3	3	2	2	4	1	1	0	0	0	-32
30	Natalia Kimek	22:50	0-6	0-5	2-2	0	1	1	1	3	2	2	1	0	0	0	-26
3	Chelsey Gipson	10:50	2-7	2-5	0-0	0	1	1	1	0	6	0	0	1	0	0	-2
Team						1	2				0	2					
Totals			23-66	6-22	7-8	12	18	30	21	12	59	16	5	8	4	2	-35
Technical Fouls: Ellington 2, Gordon 6, Ousleyman 1																	

LADY REBEL BASKETBALL

GAME NOTES - UNLV AT AIR FORCE • FEBRUARY 5 & 7 • COLORADO SPRINGS, COLORADO



Official Basketball Box Score - Final
Colorado St. at UNLV
01/09/21 Cox Pavilion, Las Vegas
2020-21 Women's Basketball

Game Time: 12:00 PM
Game Duration: 1:29

Officials: Michael Price, Laura Rhee, Brenda Pantaja

Colorado St. - 67

Record: 8-2 (4-2)

NO.	Name	Min	FG	3P	FT	Rebounds	Fouls	TP	AS	TO	ST	Blocks	+/-
			M-A	M-A	M-A	OR DR TOT	PF FD					BS BA	
42	Karly Murphy	F 25:49	2-7	0-0	0-0	3 8 11	3 1	4	0	2	1	1 0	-3
2	Tori Williams	G 25:12	4-7	2-4	1-2	0 4 4	4 3	11	3	4	0	0 0	1
4	McKenna Hotschild	G 34:44	8-15	6-8	2-2	0 2 2	1 6	24	2	2	0	0 0	4
11	Petra Farkas	G 19:27	1-6	1-2	0-0	0 3 3	0 1	3	0	0	0	0 0	7
35	Lore Devos	G 26:59	4-12	1-3	0-0	1 5 6	3 0	9	2	1	0	0 1	6
5	Elle Boni	27:37	2-5	0-1	0-0	2 2 2	2 0	4	1	0	0	1 0	6
12	Jamie Bonnarens	20:47	1-5	0-0	0-0	0 3 3	0 0	2	2	0	1	0 0	7
14	Cali Clark	14:09	4-6	0-0	0-0	4 4 8	0 1	8	1	0	0	1 0	12
33	Bengisu Alper	05:16	1-1	0-0	0-0	0 3 3	0 0	2	1	1	0	0 0	5
Team						1 2 3	0 0	0	0	0	0	0	
Totals			27-64	10-21	3-4	9 36 45	13 12	67	12	10	4	3 1	9

Technical Fouls: NONE

Shooting By Period		
1st FG%	8-14	57.1%
3PT%	3-5	60.0%
FT%	2-2	100%
2nd FG%	7-19	36.8%
3PT%	3-7	42.9%
FT%	0-0	0%
3rd FG%	6-16	37.5%
3PT%	2-4	50.0%
FT%	0-0	0%
4th FG%	6-15	40.0%
3PT%	2-5	40.0%
FT%	1-2	50%
GM FG%	27-64	42.2%
3PT%	10-21	47.6%
FT%	3-4	75.0%

Dead Ball Rebounds: 1, 0



Official Basketball Box Score - Final
New Mexico at UNLV
01/15/21 Cox Pavilion, Las Vegas
2020-21 Women's Basketball

Game Time: 2:00 PM
Game Duration: 1:54

Officials: Brenda Pantaja, Peter Contreras, Jack Jones

New Mexico - 60

Record: 5-1 (2-1)

NO.	Name	Min	FG	3P	FT	Rebounds	Fouls	TP	AS	TO	ST	Blocks	+/-
			M-A	M-A	M-A	OR DR TOT	PF FD					BS BA	
13	Shaquel McGruder	F 21:09	1-3	0-1	0-0	0 4 4	2 0	2	0	1	1	4 0	-14
32	Antonia Anderson	F 11:06	3-5	2-4	0-0	1 3 4	5 0	8	0	1	0	0 0	11
3	Ahiese Hurst	G 28:15	6-18	4-13	0-0	0 2 2	3 1	16	1	3	1	0 0	0
5	LaTora Duff	G 25:32	4-7	1-3	0-0	1 2 3	2 1	9	2	1	0	1 0	-15
23	Jaedyn De La Cerda	G 30:24	2-11	0-4	0-2	2 6 8	2 1	4	4	5	1	0 1	-24
24	Autumn Watts	24:09	0-4	0-3	0-0	2 4 6	5 1	0	2	1	2	2 0	-6
1	Corina Carter	17:09	1-6	0-4	0-0	0 0 0	0 1	1	2	3	1	0 0	-4
4	LaTascia Duff	24:50	5-10	4-8	3-3	0 4 4	2 2	17	2	0	1	0 0	-9
14	Azaria Robinson	08:49	1-1	0-0	0-0	2 2 1	0 2	0	1	0	1	0 0	-11
15	Kath van Bommel	05:48	0-0	0-0	0-0	1 1 0	0 0	1	1	0	0	0 0	-4
30	Celine Dupont	01:58	0-1	0-0	0-0	0 0 0	0 0	0	0	0	0	0 0	-2
14	Nevah Parkinson	00:51	0-0	0-0	0-0	0 0 0	0 0	0	0	0	0	0 0	-2
Team						1 3 4	0 0	0	0	0	0	0	
Totals			23-66	11-40	3-5	7 31 38	23 7	60	15	18	8	7 2	-18

Technical Fouls: NONE

Shooting By Period		
1st FG%	7-21	33.3%
3PT%	4-15	26.7%
FT%	3-3	100%
2nd FG%	8-16	50.0%
3PT%	6-11	54.5%
FT%	0-0	0%
3rd FG%	6-16	37.5%
3PT%	1-7	14.3%
FT%	0-0	0%
4th FG%	2-13	15.4%
3PT%	0-7	0.0%
FT%	0-2	0%
GM FG%	23-66	34.8%
3PT%	11-40	27.5%
FT%	3-5	60.0%

Dead Ball Rebounds: 1, 0

UNLV - 58

Record: 4-5 (2-2)

NO.	Name	Min	FG	3P	FT	Rebounds	Fouls	TP	AS	TO	ST	Blocks	+/-
			M-A	M-A	M-A	OR DR TOT	PF FD					BS BA	
21	Delanyie Byrne	F 32:06	4-9	2-4	0-0	2 4 6	2 0	10	0	2	0	1 0	-12
23	Desi-Rae Young	F 23:44	2-10	0-0	0-2	2 6 8	2 4	4	0	1	2	0 2	-3
5	Jade Thomas	G 35:50	2-8	2-7	0-0	1 1 1	1 1	6	3	1	1	0 0	-4
14	Bailey Thomas	G 37:10	5-16	2-8	0-2	1 7 8	1 3	12	1	2	1	0 0	-9
30	Nia Johnson	G 30:00	4-15	0-4	2-2	1 3 4	4 1	10	0	1	0	0 0	-16
15	Keyana Wilfred	19:06	7-10	0-1	1-1	3 1 4	0 2	15	1	0	0	0 0	-6
22	Tianna Carter	05:04	0-1	0-1	0-0	0 0 0	0 0	0	1	1	0	0 0	3
2	Jasmine Singleton	14:10	0-1	0-0	1-2	3 4 7	2 2	1	6	1	1	0 1	2
10	Jacinta Buckley	02:50	0-0	0-0	0-0	0 0 0	0 0	0	0	0	0	0 0	0
Team						2 2 4	0 0	0	0	0	0	0	
Totals			24-70	6-24	4-9	14 28 42	12 13	58	11	9	6	1 3	-9

Technical Fouls: NONE

Shooting By Period		
1st FG%	7-21	33.3%
3PT%	2-5	40.0%
FT%	1-1	100%
2nd FG%	7-17	41.2%
3PT%	1-5	20.0%
FT%	0-2	0%
3rd FG%	7-15	46.7%
3PT%	2-8	25.0%
FT%	1-2	50%
4th FG%	3-17	17.6%
3PT%	1-6	16.7%
FT%	2-4	50%
GM FG%	24-70	34.3%
3PT%	6-24	25.0%
FT%	4-9	44.4%

Dead Ball Rebounds: 1, 0

UNLV - 78

Record: 5-5 (3-2)

NO.	Name	Min	FG	3P	FT	Rebounds	Fouls	TP	AS	TO	ST	Blocks	+/-
			M-A	M-A	M-A	OR DR TOT	PF FD					BS BA	
21	Delanyie Byrne	F 30:32	7-10	4-6	3-5	1 4 5	0 4	2	1	2	1	0 1	13
23	Desi-Rae Young	F 19:07	2-10	0-0	3-4	1 6 7	0 5	7	3	2	2	0 3	10
5	Jade Thomas	G 29:14	4-12	1-6	0-0	3 1 4	1 2	9	1	2	0	1 1	11
14	Bailey Thomas	G 35:25	3-9	1-5	1-2	3 3 6	1 8	8	4	2	1	0 0	16
30	Nia Johnson	G 27:07	3-12	1-3	0-0	2 5 7	2 1	7	3	1	3	0 0	11
2	Jasmine Singleton	16:57	1-3	0-0	1-2	0 3 3	0 3	3	1	1	3	0 0	14
15	Keyana Wilfred	21:12	4-7	0-0	4-4	3 4 7	1 2	12	3	2	1	0 1	14
10	Jacinta Buckley	11:17	1-4	0-1	0-0	2 6 8	1 0	2	2	1	1	0 0	1
12	Anna Blount	05:22	1-3	0-0	1-2	1 0 1	1 2	3	0	1	0	0 0	-2
22	Tianna Carter	03:47	2-2	0-0	2-3	0 1 1	0 2	6	0	0	0	0 0	1
Team						1 4 5	0 0	0	0	0	0	0	
Totals			28-72	7-21	15-22	17 37 54	7 23	78	18	13	10	2 7	18

Technical Fouls: NONE

Shooting By Period		
1st FG%	4-18	22.2%
3PT%	1-4	25.0%
FT%	0-1	0%
2nd FG%	8-18	44.4%
3PT%	0-2	0%
FT%	10-13	76.9%
3rd FG%	8-19	42.1%
3PT%	3-7	42.9%
FT%	3-4	75%
4th FG%	8-17	47.1%
3PT%	3-8	37.5%
FT%	2-4	50%
GM FG%	28-72	38.9%
3PT%	7-21	33.3%
FT%	15-22	68.2%

Dead Ball Rebounds: 3, 0

	CSU	UNLV
Biggest lead	12 (4 th 0:17)	5 (2 nd 6:10)
Best Scoring Run	7 (1 st 7:08)	11 (2 nd 6:10)
Lead Changes	11	
Times Tied	2	
Time with Lead	34:02	05:00

Points from	CSU	UNLV
Turnovers	9	7
Paint	28	34
Second Chance	10	12
Fast Breaks	2	3
Bench	16	16

Period by Period Scoring	1st	2nd	3rd	4th	TOT
CSU	21	17	14	15	67
UNLV	17	15	17	9	58



Official Basketball Box Score - Final
New Mexico at UNLV
01/17/21 Cox Pavilion, Las Vegas
2020-21 Women's Basketball

Game Time: 2:00 PM
Game Duration: 1:38
Attendance: 8

Officials: Michol Murray, Tiffany Bird, Cheryl Flores

New Mexico - 81

Record: 6-1 (3-1)

NO.	Name	Min	FG	3P	FT	Rebounds	Fouls	TP	AS	TO	ST	Blocks	+/-
			M-A	M-A	M-A	OR DR TOT	PF FD					BS BA	
13	Shaquel McGruder	F 28:23	1-3	0-0	1-2	1 3 4	3 2	3	0	0	1	2 0	-1
32	Antonia Anderson	F 35:32	12-17	4-6	1-1	2 6 8	4 2	29	2	3	0	1 0	7
3	Ahiese Hurst	G 35:43	0-9	0-7	2-2	0 4 4	2 2	2	5	1	4	1 0	0
5	LaTora Duff	G 32:42	6-11	3-7	0-0	0 3 3	0 1	15	3	8	3	0 0	-6
23	Jaedyn De La Cerda	G 30:45	9-13	5-9	5-5	1 4 5	0 4	28	0	3	2	1 0	-8
1	Corina Carter	05:09	0-2	0-1	0-0	0 0 0	1 0	0	0	1	1	0 0	8
4	LaTascia Duff	15:52	2-7	0-4	0-2	3 3 6	0 2	4	4	1	1	0 0	17
24	Autumn Watts	15:54	0-2	0-1	0-0	1 0 1	4 1	0	0	2	0	0 0	7
Team						1 2 3	0 0	0	0	0	0	0	
Totals			30-64	12-35	9-12	9 25 34	14 14	81	14	19	12	5 0	8

Technical Fouls: NONE

Shooting By Period		
1st FG%	9-20	45.0%
3PT%	2-10	20.0%
FT%	1-1	100%
2nd FG%	9-16	56.3%
3PT%	3-8	37.5%
FT%	3-5	60%
3rd FG%	7-15	46.7%
3PT%	6-11	54.5%
FT%	0-0	0%
4th FG%	5-13	38.5%
3PT%	1-6	16.7%
FT%	5-6	83.3%
GM FG%	30-64	46.9%
3PT%	12-35	34.3%
FT%	9-12	75.0%

Dead Ball Rebounds: 2, 0

UNLV - 73

Record: 5-6 (3-3)

No.	Name	Min	FG		3P		FT		Rebounds		Fouls		TP	AS	TO	ST	Blocks	+/-
			M-A	BA	M-A	BA	OR	DR	TOT	PF	FD							
21	Delanyne Byrne	F 29:36	7-16	3-9	6-6	1	6	7	1	3	23	2	2	3	0	1	-10	
23	Desiree-Rae Young	F 10:08	6-7	1-0	3-6	0	1	1	2	5	15	2	3	1	0	0	6	
5	Jade Thomas	G 33:17	1-7	0-5	2-2	0	5	5	2	1	4	0	4	1	0	2	17	
14	Bailey Thomas	G 40:00	4-10	1-5	0-0	3	5	8	1	2	9	6	1	2	0	0	-8	
21	Nia Johnson	F 11:59	1-4	0-0	0	2	2	0	0	2	2	1	2	1	0	0	-11	
15	Kayana Wilfred	G 20:58	1-4	0-2	0-0	0	0	0	0	2	2	2	2	0	0	0	0	
2	Jasmine Singleton	F 19:38	2-5	1-3	1-1	0	2	2	1	1	6	2	2	2	1	0	3	
22	Tianna Carter	G 21:09	0-0	0-0	0-0	0	0	0	0	1	0	0	1	0	0	0	-8	
12	Anna Blount	G 13:28	5-9	0-0	0	3	2	5	3	3	10	0	1	1	0	0	1	
10	Jacinta Buckley	G 20:38	1-5	0-1	0-0	1	1	2	2	0	2	1	0	0	0	1	11	
Team			4						0	4	0	2						



LADY REBEL BASKETBALL

GAME NOTES - UNLV AT AIR FORCE • FEBRUARY 5 & 7 • COLORADO SPRINGS, COLORADO

Official Basketball Box Score -- Game Totals -- Final Statistics

UNLV vs Utah State

1/27/21 6 p.m. at Logan, Utah (Dee Glen Smith Spectrum)

UNLV 73 • 7-6, 5-3 MW

#	Player		Total		3-Ptr		Rebounds			PF	TP	A	TO	Blk	Stl	Min
			FG-FGA	FG-FGA	FT-FTA	FT-FTA	Off	Def	Tot							
21	Byrne,Delaynie	f	2-5	2-5	2-2	2-2	1	2	3	3	8	0	5	1	0	24
23	Young,Desi-Rae	f	6-11	0-0	3-7	3-7	5	6	11	4	15	1	4	0	3	27
05	Thomas,Jade	g	5-9	2-5	1-2	1-2	0	6	6	3	13	1	0	1	3	36
14	Thomas,Bailey	g	0-7	0-5	6-8	6-8	0	2	2	0	6	7	2	1	5	38
30	Johnson,Nia	g	3-10	1-4	3-6	3-6	1	1	2	2	10	4	2	0	2	27
02	Singleton,Jasmine		1-1	0-0	0-0	0-0	0	0	0	0	2	1	1	1	2	6
10	Buckley,Jacinta		0-1	0-1	0-0	0-0	0	0	0	2	0	0	1	0	0	13
12	Blount,Anna		2-6	0-0	3-4	3-4	1	2	3	2	7	0	1	0	0	13
15	Wilfred,Keyana		4-6	0-0	4-4	4-4	4	2	6	1	12	0	1	1	0	16
Team							1	4	5							
Totals			23-56	5-20	22-33	22-33	13	25	38	17	73	14	17	5	15	200

1st - FG %:	5-16	31.3%	2nd: 8-17	47.1%	3rd: 5-12	41.7%	4th: 5-11	45.5%	Game: 23-56	41.1%	Deadball
3FG %:	1-6	16.7%	1-4	25.0%	1-5	20.0%	2-5	40.0%	5-20	25.0%	Rebounds
FT %:	1-4	25.0%	7-9	77.8%	3-4	75.0%	11-16	68.8%	22-33	66.7%	7

Utah State 62 • 4-9, 2-6 MW

#	Player		Total		3-Ptr		Rebounds			PF	TP	A	TO	Blk	Stl	Min
			FG-FGA	FG-FGA	FT-FTA	FT-FTA	Off	Def	Tot							
04	CHATMAN, Jessica	f	3-13	0-4	2-3	2-3	7	6	13	4	8	4	1	0	2	40-
00	BRANTLEY, Faith	g	3-5	1-2	0-2	0-2	0	4	4	5	7	0	3	0	0	30
03	EMRICH, Eli	g	2-5	0-1	1-2	1-2	1	1	2	3	5	1	5	0	0	33
23	LATONE, Shyla	g	8-25	1-7	7-7	7-7	1	3	4	5	24	2	5	0	2	34
25	NELSON, Halle	g	5-9	1-2	0-2	0-2	4	4	8	4	11	2	1	0	3	27
01	KAMAKAWIWO'OLE, Ka		0-0	0-0	0-0	0-0	1	0	1	2	0	0	0	0	0	7
02	MENDAZONA, Meagan		0-4	0-1	2-2	2-2	3	0	3	3	2	0	4	0	0	15
05	FALSLEV, Kinley		0-0	0-0	0-0	0-0	0	0	0	0	0	0	0	0	0	2
14	PRUITT, Monique		0-0	0-0	0-0	0-0	0	1	1	1	0	0	3	0	0	1
42	FRANSON, Taylor		1-1	1-1	2-2	2-2	0	2	2	1	5	0	2	0	0	11
Team							1	3	4							
Totals			22-62	4-18	14-20	14-20	18	24	42	28	62	9	24	0	7	200

1st - FG %:	5-14	35.7%	2nd: 4-16	25.0%	3rd: 10-22	45.5%	4th: 3-10	30.0%	Game: 22-62	35.5%	Deadball
3FG %:	2-6	33.3%	0-6	0.0%	2-5	40.0%	0-1	0.0%	4-18	22.2%	Rebounds
FT %:	0-0	0.0%	1-3	33.3%	3-5	60.0%	10-12	83.3%	14-20	70.0%	3

Officials: Chuck Gonzalez, Tiffany Bird, Brian Woods

Technical fouls: UNLV-None. Utah State-None.

Attendance: 262

Score by periods	1st	2nd	3rd	4th	Total
UNLV	12	24	14	23	73
Utah State	12	9	25	16	62

Points	In	Off	2nd	Fast	Bench
UNLV	32	25	11	2	21
USU	24	11	11	2	7

Last FG - UNLV 4th-02:11, USU 4th-01:28.

Largest lead - UNLV by 15 2nd-02:34, USU by 3 1st-08:47.

UNLV led for 26:46, USU led for 09:27. Game was tied for 03:23.

Score tied - 4 times.

Lead changed - 7 times.

LADY REBEL BASKETBALL

GAME NOTES - UNLV AT AIR FORCE • FEBRUARY 5 & 7 • COLORADO SPRINGS, COLORADO



Official Basketball Box Score -- Game Totals -- Final Statistics UNLV vs Utah State 1/27/21 6 p.m. at Logan, Utah (Dee Glen Smith Spectrum)

UNLV 73 • 7-6, 5-3 MW

#	Player		Total		3-Ptr		Rebounds			PF	TP	A TO Blk Stl				Min
			FG	FGA	FG	FGA	FT	FTA	Off			Def	Tot			
21	Byrne,Delaynie	f	2-5	2-5	2-2		1	2	3	3	8	0	5	1	0	24
23	Young,Desi-Rae	f	6-11	0-0	3-7		5	6	11	4	15	1	4	0	3	27
05	Thomas,Jade	g	5-9	2-5	1-2		0	6	6	3	13	1	0	1	3	36
14	Thomas,Bailey	g	0-7	0-5	6-8		0	2	2	0	6	7	2	1	5	38
30	Johnson,Nia	g	3-10	1-4	3-6		1	1	2	2	10	4	2	0	2	27
02	Singleton,Jasmine		1-1	0-0	0-0		0	0	0	0	2	1	1	1	2	6
10	Buckley,Jacinta		0-1	0-1	0-0		0	0	0	2	0	0	1	0	0	13
12	Blount,Anna		2-6	0-0	3-4		1	2	3	2	7	0	1	0	0	13
15	Wilfred,Keyana		4-6	0-0	4-4		4	2	6	1	12	0	1	1	0	16
	Team						1	4	5							
Totals			23-56	5-20	22-33		13	25	38	17	73	14	17	5	15	200

1st - FG %:	5-14	31.3%	2nd: 8-17	47.1%	3rd: 5-12	41.7%	4th: 5-11	45.5%	Game: 23-56	41.1%	Deadball	
3FG %:	1-6	16.7%	1-4	25.0%	1-5	20.0%	2-5	40.0%	5-20	25.0%	Rebounds	
FT %:	1-4	25.0%	7-9	77.8%	3-4	75.0%	11-16	68.8%	22-33	66.7%		7

Utah State 62 • 4-9, 2-6 MW

#	Player		Total		3-Ptr		Rebounds			PF	TP	A TO Blk Stl				Min
			FG-FGA	FG-FGA	FT-FTA	Off	Def	Tot								
04	CHATMAN, Jessica	f	3-13	0-4	2-3	7	6	13	4	8	4	1	0	2	40-	
00	BRANTLEY, Faith	g	3-5	1-2	0-2	0	4	4	5	7	0	3	0	0	30	
03	EMRICH, Eli	g	2-5	0-1	1-2	1	1	2	3	5	1	5	0	0	33	
23	LATONE, Shyla	g	8-25	1-7	7-7	1	3	4	5	24	2	5	0	2	34	
25	NELSON, Halle	g	5-9	1-2	0-2	4	4	8	4	11	2	1	0	3	27	
01	KAMAKAWIWO'OLE, Ka		0-0	0-0	0-0	1	0	1	2	0	0	0	0	0	7	
02	MENDAZONA, Meagan		0-4	0-1	2-2	3	0	3	3	2	0	4	0	0	15	
05	FALSLEV, Kinley		0-0	0-0	0-0	0	0	0	0	0	0	0	0	0	2	
14	PRUITT, Monique		0-0	0-0	0-0	0	1	1	1	0	0	3	0	0	1	
42	FRANSON, Taylor		1-1	1-1	2-2	0	2	2	1	5	0	2	0	0	11	
	Team					1	3	4								
Totals			22-62	4-18	14-20	18	24	42	28	62	9	24	0	7	200	

1st - FG %:	5-14	35.7%	2nd: 4-16	25.0%	3rd: 10-22	45.5%	4th: 3-10	30.0%	Game: 22-62	35.7%	Deadball	
3FG %:	2-6	33.3%	0-6	0.0%	2-5	40.0%	0-1	0.0%	4-18	22.2%	Rebounds	
FT %:	0-0	0.0%	1-3	33.3%	3-5	60.0%	10-12	83.3%	14-20	70.0%		3

Officials: Chuck Gonzalez, Tiffany Bird, Brian Woods
Technical fouls: UNLV-None. Utah State-None.
Attendance: 262

Score by periods	1st	2nd	3rd	4th	Total
UNLV	12	24	14	23	73
Utah State	12	9	25	16	62

	In	Off	2nd	Fast
Points	Paint	T/O	Chance	Break
UNLV	32	25	11	2
USU	24	11	11	2

Last FG - UNLV 4th-02:11, USU 4th-01:28.
Largest lead - UNLV by 15 2nd-02:34, USU by 3 1st-08:47.
UNLV led for 26:46, USU led for 09:27. Game was tied for 03:23.

Score tied - 4 times.
Lead changed - 7 times.



Official Basketball Box Score - Final
Nevada at UNLV
01/00/21 Cox Pavilion, Las Vegas
2020-21 Women's Basketball

Game Time: 5:00 PM
Game Duration: 1:55
Attendance: 50

Officials: Peter Contreras, Mike Price, Felecity Wells

Nevada - 57

Nevada - 57			Record: 7-7 (3-6)																						
NO.	Name	Min	FG		3P		FT		Rebounds		Fouls		TP	AS	TO	ST	Blocks		+/-	Shooting By Period					
			M	A	M	A	O	R	O	R	T	D					P	F		F	B	S	B	A	1st
40	Megan Ormiston	F	20:47	3-8	0-1	0-0	1	5	6	4	0	6	0	1	0	1	1	1	3	1st	FG%	5-16	31.3%		
2	Da'Ja Hamilton	G	30:08	6-16	3-6	4-4	0	3	3	0	2	19	1	1	0	0	1	-17	3PT%	0-0	0%	0%			
4	LaPraisjah Johnson	G	23:01	3-6	0-0	2-5	3	2	5	3	5	8	1	2	0	1	0	2	2nd	FG%	3-14	21.4%			
13	Amaya West	G	32:06	2-11	1-6	2-2	3	6	9	4	1	7	2	2	0	1	0	-9	3PT%	2-4	50.0%				
25	Nia Alexander	G	30:58	0-6	0-3	0-0	2	4	6	2	2	0	3	2	0	0	1	-5	3PT%	2-2	100%	100%			
44	Eliska Stebetakova		04:34	0-3	0-0	0-1	1	0	1	0	0	0	0	0	0	0	0	-5	3rd	FG%	8-20	40.0%			
11	Kenna Holt		29:25	2-4	1-1	0-0	2	2	4	3	1	5	1	1	2	0	1	3	3PT%	1-8	12.5%	12.5%			
23	Lexie Givens		21:25	3-7	3-5	0-0	1	4	5	4	0	9	2	2	0	0	2	6	FT%	1-1	100%	100%			
20	Bethany Carstens		07:36	1-4	1-2	0-0	1	1	2	0	0	3	1	0	0	0	1	-3	4th	FG%	4-15	26.7%			
Team							2	2	4			0							3PT%	2-3	66.7%	66.7%			
Totals				20:65	9-24	8-11	16	29	45	21	11	57	11	11	2	3	7	5		GM	FG%	20-65	30.8%		
																				FT%			9-24	37.5%	
																				FT%			8-11	72.7%	
																				Dead Ball Rebounds:			1.0		

UNLV - 62

UNLV - 62			Record: 8-6 (6-3)																	Shooting By Period							
NO.	Name	Min	FG		3P		FT		Rebounds		Fouls		TP	AS	TO	ST	Blocks		+/-	1st	FG%	6-15	40.0%				
			M-A	P-A	M-A	P-A	OR	DR	TOT	PF	FD	BS					BA	2nd						FG%	16-20	50.0%	3rd
21	Delaynie Byrne	F	35:36	4-12	2-6	0-0	1	8	9	1	2	10	1	1	2	6	1	-1	1st	FG%	3-11	27.3%					
23	Desi-Rae Young	F	28:36	3-7	0-0	1-4	2	3	5	3	5	7	2	1	0	0	1	13	3PT%	1-2	50%						
5	Jade Thomas	G	35:24	1-7	1-6	1-2	1	6	7	2	2	4	1	2	1	0	1	2	2nd	FG%	2-12	16.7%					
14	Bailey Thomas	G	40:00	2-7	1-4	8-8	1	4	5	1	6	13	5	1	0	0	0	5	3PT%	2-11	18.2%						
30	Nia Johnson	G	32:55	10-19	6-11	2-2	2	4	6	1	4	28	3	0	1	1	0	9	FT%	4-6	66.7%						
15	Keyana Wilfred		07:26	0-1	0-1	0-0	0	2	2	0	0	0	0	1	0	0	0	-6	3rd	FG%	7-14	50.0%					
10	Jacinta Buckley		11:41	0-3	0-3	0-0	0	1	1	2	1	0	0	1	1	0	0	-1	3PT%	4-6	66.7%						
12	Anna Blount		08:22	0-1	0-0	0-0	1	2	3	1	1	0	0	1	0	0	0	4	FT%	3-4	75%						
Team							1	1	2			0	1						4th	FG%	5-16	31.3%					
Totals				20:57	10-31	12-16	9	31	40	11	21	62	12	9	5	7	3	5		3PT%	1-3	33.3%					
																				Technical Fouls: NONE				FT%		4-4	100%
																				GM		FG%	20-57	35.1%			
																				3PT%		10-31	32.3%				
																				FT%		12-16	75.0%				
																						Dead Ball Rebounds: 3.0					

	Nevada	UNLV
Biggest lead	6 (2nd 4:24)	11 (1st 5:26)
Best Scoring Run	11 (1st 1:01)	14 (3rd 9:00)
Lead Changes	4	
Times Tied	0	
Time with Lead	07:24	32:07

Points from	Nevada	UNLV
Turnovers	6	19
Paint	16	20
Second Chance	9	4
Fast Breaks	0	12
Bench	17	0

Period by Period Scoring					
	1st	2nd	3rd	4th	TO
Nevada	14	10	18	15	57
UNLV	16	10	21	15	62



Official Basketball Box Score - Final
Nevada at UNLV
02/01/21 Cox Pavilion, Las Vegas
2020-21 Women's Basketball

Game Time: 1:00 PM
Game Duration: 1:57
Attendance: 50

Officials: Lisa Jones, Michel Murray, Brenda Pantajo

Nevada - 73

NO.	Name	Min	FG		3P		FT		Rebounds		Fouls	
-----	------	-----	----	--	----	--	----	--	----------	--	-------	--



LADY REBEL BASKETBALL

GAME NOTES - UNLV AT AIR FORCE • FEBRUARY 5 & 7 • COLORADO SPRINGS, COLORADO



#2

JASMINE SINGLETON

5-7 • Freshman • Guard
Goodyear, Arizona



#5

JADE THOMAS

5-10 • Freshman • Guard
Las Vegas



#10

JACINTA BUCKLEY

6-1 • Sophomore • Guard
Spokane, Washington



#12

ANNA BLOUNT

6-1 • Sophomore • Forward
Stockton, California



#14

BAILEY THOMAS

5-9 • Senior • Guard
Las Vegas, Nevada



#15

KEYANA WILFRED

6-3 • Sophomore • Center
Mitchell, Nebraska



#21

DELAYNIE BYRNE

6-3 • Sophomore • Forward
Arvada, Colorado



#22

TIANNA CARTER

6-1 • Freshman • Forward
Tucson, Arizona



#23

DESI-RAE YOUNG

6-1 • Freshman • Forward
Las Vegas, Nevada



#30

NIA JOHNSON

5-8 • Junior • Guard
Sacramento, California



#34

CITLALLI GURROLA

5-6 • Freshman • Guard
Spring Valley, California



LINDY LA ROCQUE

Head Coach
First Year



ROMAN OWENS

Assistant Coach
Second Year



MIA BELL

Assistant Coach
Second Year



NNEKA ENEMKAPI

Assistant Coach
Second Year