




UNLV WOMEN'S BASKETBALL

2020-21 GAME NOTES

2020-21 UNLV SCHEDULE/RESULTS

Nov. 25..... Northern ArizonaL, 79-75 Thomas & Mack Center Las Vegas	
Dec. 2..... at CSU Fullerton..... W, 81-67 Titan Gym Fullerton, California	
Dec. 5..... #2 StanfordL, 101-54 Thomas & Mack Center Las Vegas	
Dec. 12..... Wyoming* W, 54-46 Cox Pavilion Las Vegas	
Dec. 14..... Wyoming*L, 67-62 Cox Pavilion Las Vegas	
Dec. 20-Dec. 21 • Duel In The Desert	
Dec. 20..... Pacific..... L, 77-75 (2OT) Thomas & Mack Center Las Vegas	
Dec. 21..... Loyola Marymount..... W, 94-59 Thomas & Mack Center Las Vegas	
Jan. 7..... Colorado State* W, 80-76 Cox Pavilion Las Vegas	
Jan. 9..... Colorado State*L, 67-58 Cox Pavilion Las Vegas	
Jan. 14..... New Mexico* W, 78-60 Cox Pavilion Las Vegas	
Jan. 16..... New Mexico*L, 81-73 Cox Pavilion Las Vegas	
Jan. 25..... at Utah State* W, 89-59 Dee Glen Smith Spectrum Logan, Utah	
Jan. 27..... at Utah State* W, 73-62 Dee Glen Smith Spectrum Logan, Utah	
Jan. 30..... UNR* W, 62-57 Cox Pavilion Las Vegas	
Feb. 1..... UNR*L, 73-70 Cox Pavilion Las Vegas	
Feb. 5..... at Air Force* W, 52-49 Clune Arena Colorado Springs, Colo.	
Feb. 7..... at Air Force* W, 68-67 Clune Arena Colorado Springs, Colo.	
Feb. 10..... Boise State*L, 85-59 Cox Pavilion Las Vegas	
Feb. 11..... Boise State* W, 74-62 Cox Pavilion Las Vegas	
Feb. 15..... at San Diego State* 1 pm Viejas Arena San Diego, California	
Feb. 16..... at San Diego State* 3 pm Viejas Arena San Diego, California	
Feb. 19..... San Jose State* Cancelled Thomas & Mack Center Las Vegas	
Feb. 21..... San Jose State* Cancelled Thomas & Mack Center Las Vegas	
Feb. 25..... at Fresno State* 6 pm Save Mart Center Fresno, California	
Feb. 27..... at Fresno State* 1 pm Save Mart Center Fresno, California	
March 7-10 • 2021 MW Tournament	
March 7 First Round TBA Thomas & Mack Center Las Vegas	

LADY REBELS PLEASE...

Please use the UNLV acronym on ALL references and refer to the women's basketball team as the Lady Rebels, not Runnin' Rebels.

GAME 20/21 - Feb. 15 at 1 pm/Feb. 16 at 3 pm

UNLV (11-8, 9-5 MW)

Head coach: Lindy La Rocque (11-8, 1st year)

Leading scorer: So./F Delanyie Byrne (12.0 ppg)



vs

San Diego State (5-12, 3-8 MW)

Head coach: Stacie Terry-Hutson (87-128, 8th year)

Leading scorer: Jr./G Mercedes Staples (12.1 ppg)



Viejas Arena

San Diego, California

Video: Mountain West Network (UNLVRebels.com)

Radio: UNLVRebels.com (Wyatt Tomchek, Mark Wasik)

Live Stats: UNLVRebels.com

UNLV LOOKING TO EXTEND ROAD WIN STREAK ...

- ◆ After splitting a pair of games with Boise State last week in Las Vegas, UNLV will finish the regular season with four straight road games, including back-to-back games this Monday and Tuesday at San Diego State. This is a makeup of the series originally scheduled for Dec. 30 and Jan. 1.
- ◆ Playing on the road is a place that the Lady Rebels have excelled this season, as they are a perfect 5-0 away from their home court. That includes a pair of MW road sweeps, at Utah State and Air Force. Their five-game road win streak is tied for the 14th-longest in the nation.
- ◆ The Lady Rebels are hoping to at least hold onto fourth place in the conference standings, as they enter the week with a 9-5 mark. One win would click a winning conference record in head coach Lindy La Rocque's first year at the helm, and give UNLV double-digit MW wins for the fourth time in the past five years.
- ◆ UNLV is one of the top teams in the nation at getting to the free throw line, as it ranks fifth in both total free throws made (313) and free throws attempted (443).
- ◆ UNLV is one of the youngest and most inexperienced teams in the nation. The 11-player Lady Rebels roster is the sixth-youngest team in the nation with an average age of 19.5, while they are the only team in the nation with at least 90% of its roster that started the season with just one career total Division I start.

UNLV PROBABLE STARTERS (BASED ON LAST GAME)



**BAILEY
THOMAS**

#14 • G • SR.



**JADE
THOMAS**

#5 • G • FR.



**NIA
JOHNSON**

#30 • G • JR.



**DELANYIE
BYRNE**

#21 • F • SO.



**DESI-RAE
YOUNG**

#23 • C • FR.

PTS10.1	PTS8.8	PTS11.9	PTS12.0	PTS11.6
REBS4.2	REBS4.2	REBS4.3	REBS7.2	REBS6.1
FG%35.1	FG%35.7	FG%33.8	FG%40.0	FG%50.9
FT%74.6	FT%66.7	FT%77.4	FT%81.5	FT%62.0

ATHLETIC COMMUNICATIONS

MARK WASIK • UNLV WOMEN'S BASKETBALL SID

Office - (702) 895-3208 • Cell - (702) 528-0289 • @UNLVSIDWasik

Press row phone - (702) 895-3005 • mark.wasik@unlv.edu

QUICK FACTS

GENERAL INFORMATION

Location Las Vegas, Nev.
 Founded 1957
 Enrollment 31,142
 Nickname Lady Rebels
 Colors Scarlet & Gray
 Home Court (Capacity)
 Cox Pavilion (2,500)/
 Thomas & Mack Center (18,000)
 Opened Cox Pavilion (2001)
 (Thomas & Mack Center (1983)
 Conference Mountain West
 President Dr. Keith E. Whitfield
 Director of Athletics Desiree Reed-Francois
 Assistant AD/SWA Mallory Poole
 Ticket Office Phone (702) 739-FANS
 Website www.UNLVRebels.com
 Social Media @UNLVLadyRebels

HISTORY

First Season 1974-75
 All-Time Record / Years 807-542 (.598) / 46 Years
 NCAA Appearances (Last) Eight (2002)
 WNIT Appearances (Last) 11 (2018)
 Last Postseason Opponent Utah
 Result L, 78-68, 2018 WNIT First Round

COACHING STAFF

Head Coach Lindy La Rocque
 Alma Mater Stanford '12
 UNLV Record 11-8/1st Season
 Overall Record Same
 Assistant Coaches
 Roman Owen, Mia Bell, Nneka Enemkpali
 Director of Operations Amie Callaway
 Office Phone (702) 895-3151

TEAM INFORMATION

2019-20 Overall Record 13-17 (.433)
 MWC Record/Finish 9-9 (T-5th)
 Postseason None
 Starters R/L 1/4
 Letterwinners R/L 4/9
 Newcomers 4

ATHLETIC COMMUNICATIONS

Associate A.D./Communications . Andy Grossman
 Asst. Director (Women's BB) Mark Wasik
 Office Phone (702) 895-3208
 Cell Phone (702) 528-0289
 Twitter @UNLVSIDWasik
 E-mail mark.wasik@unlv.edu
 Secondary WBB Contact Tim Castaneda
 Cell Phone (530-605-7176)
 E-mail adam.castaneda@unlv.edu
 Mailing Address 4505 S. Maryland Parkway
 Box 450004
 Las Vegas, NV 89154-0004
 Press Row Phone (702) 895-3005



HEAD COACH LINDY LA ROCQUE

- 8th head coach in UNLV history
- Second youngest coach in NCAA WBB Division I (30 years old)
- Assistant coach at Stanford (2017-20), Belmont (2015-17) and Oklahoma (2013-14).
- Played on four Final Four teams at Stanford including one national runner-up squad
- Las Vegas native, all-time leading scorer in Durango HS history (girls and boys)

Lindy La Rocque was named the new head women's basketball coach at UNLV, on March 18, 2020.

A key part of NCAA Tournament appearances in 10 out of 11 years, La Rocque returned to her native Las Vegas where she prepped at Durango High School before playing in four straight Final Fours as a student-athlete at Stanford University. She was an assistant coach with the Cardinal for the last three years under legendary head coach and Hall of Famer Tara VanDerveer.

"We are so enthused about bringing Coach La Rocque back to Las Vegas to lead our women's basketball program," Reed-Francois said. "Our pool of candidates was exceptional, but Lindy's character, intellect and energy really stood out. She has worked for and learned from some of the best leaders in sports history and is a rising star in coaching. She will be a great fit for our program, university and in the community."

On the coaching staff at Stanford since 2017, the program consistently ranked among the top 10 in the country. The Cardinal made NCAA Tournament appearances in each season, including two Sweet 16s, an Elite Eight and won the Pac-12 Conference Tournament Championship in 2019. From 2017-20, Stanford had an overall record of 82-22 and was 43-10 in conference play.

"I am so thrilled to be able to come back to my hometown of Las Vegas to lead the UNLV women's basketball program," La Rocque said. "It is truly special to return to a place and in a community that has essentially raised and has supported me throughout all of my life. I have been a Rebel fan since I was a young girl and to now be the head coach at UNLV is truly a dream come true."

Prior to coaching at Stanford, La Rocque spent two seasons (2015-17) as an assistant

coach at Belmont University in Nashville, Tennessee, helping the Bruins to a pair of NCAA Tournament berths, including the program's first in nine seasons. Belmont went 51-15 overall and 29-3 in Ohio Valley Conference play during La Rocque's time there, winning the league's regular-season championship during the 2016-17 season and the conference's tournament title both seasons.

La Rocque began her coaching career as a graduate assistant at the University of Oklahoma, working for Women's Basketball Hall of Famer Sherri Coale, while pursuing her master's degree in education. The team played in both the 2014 and 2015 NCAA Tournaments.

La Rocque played at Stanford from 2009-12, appearing in 138 career games which ranks eighth in program history. She was instrumental in helping the Cardinal compile a 137-12 overall record during her four years, including an amazing 71-1 mark in Pac-12 play. Her team won four regular season conference championships and four league tournament titles, appearing in the NCAA Tournament each season and advancing to the national title game in 2010.

The eighth full-time head coach in UNLV women's basketball history, La Rocque is the first originally from Las Vegas to be hired to lead the Lady Rebel program.

La Rocque earned a bachelor's degree in science, technology and society, with an emphasis in earth systems, civil and environmental engineering, and calculus from Stanford in 2012. She holds a master's degree in adult and higher education from Oklahoma, which she earned in 2015.

La Rocque was a decorated student-athlete at Durango High School in Las Vegas, where she became the school's (boys and girls) all-time leading scorer with 2,678 points and holds many other program records.

LADY REBEL BASKETBALL



GAME NOTES - UNLV AT SAN DIEGO STATE • FEBRUARY 15 & 16 • SAN DIEGO, CALIFORNIA



MOUNTAIN WEST STANDINGS

(as of February 14)

	Conference	Overall
Colorado State	10-2	14-2
Fresno State	11-3	13-6
New Mexico	6-2	9-2
UNLV	9-5	11-8
Boise State	7-7	10-7
Wyoming	8-8	10-9
UNR	5-7	9-8
San Diego State	3-8	5-12
Air Force	2-10	4-13
Utah State	2-10	4-13
*San Jose State	1-2	2-2

* - Has ended its season

This Week in the MW

Thursday, February 11

UNLV 74, Boise State 62

Fresno State 62, Air Force 54

Wyoming 68, Utah State 56

Saturday, February 13

Wyoming 79, Utah State 42

Monday, February 15

UNLV at San Diego State, 1pm

Tuesday, February 16

UNLV at San Diego State, 3 pm

Wednesday, February 17

New Mexico at Wyoming, 6:30 pm

Thursday, February 18

Boise State at Utah State, 6 pm

Friday, February 19

UNR at Colorado State, 6 pm

New Mexico at Wyoming, 6:30 pm

A LOOK AT UNLV VS. BOISE STATE...

UNLV	2020-21 Stats	San Diego State
11-8, 9-5	Overall Record	5-12, 3-8
127.....	NET Ranking	218
70.1.....	Points per game.....	58.8
67.6.....	Points Allowed per game	64.8
38.4.....	FG Percentage.....	38.2
39.3.....	Opponent FG Percentage	38.6
30.9.....	3-pt FG Percentage.....	33.6
30.4.....	Opponent 3-pt FG Percentage.....	29.3
70.7.....	Free Throw Percentage.....	68.1
42.1.....	Rebounding Average.....	37.0
+3.2.....	Rebound Margin	-2.6
12.7.....	Assists per game	10.1
15.3.....	Turnovers per game.....	14.5
-0.8.....	Turnover Margin.....	-2.4
7.5.....	Steals per game.....	6.5
2.8.....	Blocks per game	2.2

LADY REBELS ALL-TIME AGAINST THE AZTECS...

UNLV leads the all-time series 32-29 (UNLV on current 1-game win streak)

Record in Las Vegas.....	22-10	Record in San Diego	10-19
Neutral	0-0		
Most points scored by UNLV	102	Most points scored by SDSU	92
Largest winning margin, UNLV	41	Largest winning margin, SDSU	44
Longest UNLV win streak	9	Longest SDSU win streak	7

DATE	W/L	SCORE	LOCATION	DATE	W/L	SCORE	LOCATION
11-30-79	W	90-67	Las Vegas	2-15-06	W	64-48	San Diego, Calif.
2-2-79	W	90-67	Las Vegas	1-6-07	W	71-54	Las Vegas
2-1-80	L	75-67	San Diego, Calif.	2-8-07	L	67-54	San Diego, Calif.
12-13-80	L	70-61	Las Vegas	1-26-08	L	75-55	Las Vegas
1-26-81	L	78-59	San Diego, Calif.	2-27-08	L	68-50	San Diego, Calif.
3-15-85	L	70-68*	Las Vegas	2-4-09	L	83-58	San Diego, Calif.
2-1-86	L	77-71	San Diego, Calif.	3-7-09	L	61-55	Las Vegas
2-6-86	W	102-75	Las Vegas	3-13-09	L	71-63#	Las Vegas
1-24-87	W	85-52	Las Vegas	1-13-10	L	70-41	San Diego, Calif.
2-7-87	W	63-58	San Diego, Calif.	2-13-10	W	66-59	Las Vegas
1-21-88	L	69-63	San Diego, Calif.	1-11-11	L	55-52	Las Vegas
2-20-88	W	67-62	Las Vegas	2-12-11	L	77-60	San Diego, Calif.
1-21-89	L	55-51	Las Vegas	1-14-12	L	66-62 (OT)	Las Vegas
2-16-89	L	65-64	San Diego, Calif.	2-11-12	L	77-64	San Diego, Calif.
1-9-90	W	91-60	San Diego, Calif.	1-16-13	L	74-60	Las Vegas
2-3-90	W	91-51	Las Vegas	2-17-13	L	86-50	San Diego, Calif.
1-9-97	L	92-48	San Diego, Calif.	1-18-14	W	74-59	Las Vegas
2-8-97	L	62-50	Las Vegas	3-04-14	L	64-63	San Diego, Calif.
1-29-00	L	54-52	San Diego, Calif.	1-17-15	W	64-47	Las Vegas
2-26-00	W	69-63	Las Vegas	3-3-15	L	76-61	San Diego, Calif.
1-27-01	W	82-41	San Diego, Calif.	1-30-16	W	55-41	San Diego, Calif.
2-24-01	W	68-67	Las Vegas	3-4-16	W	62-51	Las Vegas
1-12-02	W	67-55	Las Vegas	1-18-17	L	87-68	San Diego, Calif.
2-9-02	W	57-49	San Diego, Calif.	2-18-17	W	80-62	Las Vegas
1-18-03	W	50-48	San Diego, Calif.	1-27-18	W	75-64	San Diego, Calif.
2-15-03	W	81-61	Las Vegas	2-17-18	W	73-67 (OT)	Las Vegas
1-17-04	W	76-58	Las Vegas	1-26-19	W	71-57	Las Vegas
2-14-04	W	65-56	San Diego, Calif.	2-23-19	W	62-49	San Diego, Calif.
1-15-05	L	76-60	San Diego, Calif.	1-25-20	L	48-39	San Diego, Calif.
2-12-05	W	77-54	Las Vegas	2-22-20	W	72-67	Las Vegas
1-14-06	W	71-54	Las Vegas				



LADY REBEL BASKETBALL

GAME NOTES - UNLV AT SAN DIEGO STATE • FEBRUARY 15 & 16 • SAN DIEGO, CALIFORNIA

AP TOP 25 POLL (Feb. 8)

Rank	Team	Record	Pts	LW
1	S. Carolina (29)	15-1	748	2
2	UConn	13-1	703	3
3	Louisville	18-1	667	1
4	NC State (1)	12-2	642	4
5	Stanford	17-2	634	6
6	Texas A&M	18-1	631	7
7	Baylor	14-2	561	8
8	UCLA	11-3	532	5
9	Maryland	13-2	506	10
10	Arizona	11-2	503	9
11	Oregon	12-3	419	12
T-12	Michigan	10-1	393	13
T-12	Ohio St.	12-2	393	11
14	South Florida	10-1	339	14
15	Indiana	11-4	267	17
16	Tennessee	12-3	239	18
17	Gonzaga	16-2	232	19
18	Arkansas	14-7	230	16
19	West Virginia	15-2	229	21
20	Kentucky	13-5	207	15
21	Northwestern	11-3	197	22
22	DePaul	10-4	155	20
23	S. Dakota State	15-2	98	23
24	Georgia	14-4	89	25
25	Missouri State	11-2	56	NR

Also Receiving Votes:

Mississippi St. 45, Syracuse 9, Oklahoma St. 8, Georgia Tech 8, Stephen F Austin 6, Rice 2, Iowa St. 1, Virginia Tech 1.

USA TODAY/ESPN TOP 25 (Feb. 9)

Rank	Team	Record	Pts	LW
1	S. Carolina	14-1	781	3
1	Connecticut	14-1	778	5
2	Louisville	18-1	769	3
3	S. Carolina	15-2	735	1
4	Stanford	17-2	681	6
5	Texas A&M	18-1	672	7
6	NC State	12-2	659	2
7	UCLA	11-3	571	4
8	Arizona	12-2	569	9
9	Baylor	14-2	566	8
10	Maryland	13-2	522	10
11	Ohio State	12-2	457	13
12	Michigan	10-1	427	12
13	Oregon	12-4	377	11
14	Indiana	11-4	320	17
15	South Florida	10-1	306	16
16	Gonzaga	16-2	302	18
17	Arkansas	14-7	287	15
18	Kentucky	13-5	286	14
19	Tennessee	12-3	237	19
20	Northwestern	11-3	200	20
21	West Virginia	15-2	155	24
22	DePaul	10-4	153	21
23	Missouri State	11-2	98	23
24	Mississippi State	8-5	86	22
25	Georgia	14-4	66	25

Also Receiving Votes:

South Dakota State 44; Florida Gulf Coast 22; Michigan State 13; Texas 10; Oklahoma State 7; Dayton 7; Syracuse 5; Southern California 5; Georgia Tech 5; Rice 2; Iowa 1.

PLAYERS TO WATCH...

It was a given that returning starter and last year's MW Defensive Player of the Year **Bailey Thomas** would be one of the team's leading performers this year. But so far she's far surpassed the best expectations, as the senior from Las Vegas has more than doubled her previous best scoring average to 10.2 points per game, while also posting 4.3 rebounds and a team-high 4.42 assists per game, which ranks fourth-best in the league. She's posted a pair of 20+ point games as well this year, including a career-high 29 in an upset win over Colorado State, and ranks in the top 30 in the nation in total minutes per game at 36.1, second-highest in the league.

Five of the scorers on UNLV this year are newcomers as well, led by sophomore forward **Delanyne Byrne**, a transfer from Minnesota who is now eligible for the Lady Rebels after sitting out the 2019-20 season. She ranks 15th in the MW in scoring and ninth in rebounding with team highs of 12.2 ppg and 7.1 rpg, respectively. She is also one of the top three-point shooter in the league, hitting at a 40.1% rate and has a team-high five double-doubles.

Desi-Rae Young is another surprise for UNLV this year, as the Las Vegas native is currently the top scoring (11.7 ppg) and rebounding (6.1 rpg) freshman in the conference, ranking 18th and 10th overall. She is also hitting at a 54.0% rate from the floor. Freshman **Jade Thomas**, Bailey's younger sister, is averaging 9.1 ppg while newcomer **Nia Johnson**, a junior college transfer, is adding 11.7 ppg as well which ranks her 17th in the league.

UNLV AMONG NATION'S TOP FREE THROW LEADERS...

The Lady Rebels traditionally have had great success in getting to the free throw line more than their opponents, and that's continued again this year, as UNLV is currently fifth in the nation for most free throws made, and fifth in total free throw attempts as well. UNLV has 313 made free throws, which is 53 more than total free throw attempts by its opponents in 2020-21 (183-260).

Rank	School	Free Throws Made	Free Throw Attempts
1.	Arkansas	368	520
2.	Murray State	346	453
3.	Milwaukee	335	401
4.	Troy	324	462
5.	UNLV	313	443
6.	Sam Houston State	306	457
7.	Texas Tech	304	407
7.	Louisiana Tech	300	405
9.	Western Illinois	293	428
10.	Georgia Southern	292	398

SENIOR CLASS AWARD NOMINATION...

Bailey Thomas has excelled on the court and in the classroom for her entire career at UNLV, and she was recognized for that this week as she became the first Lady Rebel to be named one of the 30 candidates for the Senior CLASS Award. An acronym for Celebrating Loyalty and Achievement for Staying in School, the Senior CLASS Award focuses on the total student-athlete and encourages students to use their platform in athletics to make a positive impact as leaders in their communities.



RECORD-SETTING PERFORMANCE...

The biggest key in UNLV's 68-57 road victory at Air Force on Feb. 7 was its blazing hot shooting at the start of the game. The Lady Rebels would connect on 10-of-11 shots in the first quarter, good for 90.9% from the floor, easily the best mark in a quarter in program history. UNLV would finish the game hitting 50% overall, which is a season-high.

LADY REBEL BASKETBALL

GAME NOTES - UNLV AT SAN DIEGO STATE • FEBRUARY 15 & 16 • SAN DIEGO, CALIFORNIA



2020-21 UNLV

Top Scoring Performances

29 - Bailey Thomas.....Colorado State - 1/7
28 - Nia Johnson.....UNR - 2/1
28 - Nia Johnson.....UNR - 1/30
26 - Bailey Thomas..at CSU Fullerton - 12/2
24 - Delaynie Byrne.....LMU - 12/21
24 - Jade Thomas.....LMU - 12/21
23 - Delaynie Byrne.....New Mexico - 1/17
21 - Delaynie Byrne.....New Mexico - 1/15
20 - Desi-Rae Young.....Wyoming - 12/14
19 - Nia Johnson.....Pacific - 12/20
18 - Bailey Thomas.....Boise State - 2/11
18 - Delaynie Byrne.....at Utah State - 1/25
18 - Delaynie Byrne.....Pacific - 12/20
18 - Keyana Wilfred.....Wyoming - 12/12
18 - Delaynie Byrne.....N. Arizona - 11/25
17 - Nia Johnson.....at Air Force - 2/7
16 - three times.....

Top Rebounding Performances

13 - Delaynie Byrne.....at Utah State - 1/25
12 - Desi-Rae Young.....Colorado State - 1/7
11 - Desi-Rae Young.....at Utah State - 1/27
11 - Delaynie Byrne.....LMU - 12/21
11 - Delaynie Byrne.....Wyoming - 12/12
10 - Delaynie Byrne.....Boise State - 2/11
10 - Desi-Rae Young.....Boise State - 2/11
10 - Delaynie Byrne.....at Air Force - 2/7
10 - Keyana Wilfred.....N. Arizona - 11/25
10 - Delaynie Byrne.....N. Arizona - 11/25

Double-Figure Scoring Performances

Desi-Rae Young.....12
Nia Johnson.....12
Delaynie Byrne.....11
Bailey Thomas.....8
Jade Thomas.....7
Keyana Wilfred.....5
Anna Blount.....3

Double-Figure Rebounding Performances

Delaynie Byrne.....7
Desi-Rae Young.....3
Nia Johnson.....1
Keyana Wilfred.....1

Double-Figure Assist Performances

LADY REBELS - TOP FRESHMEN DUO IN THE MW...

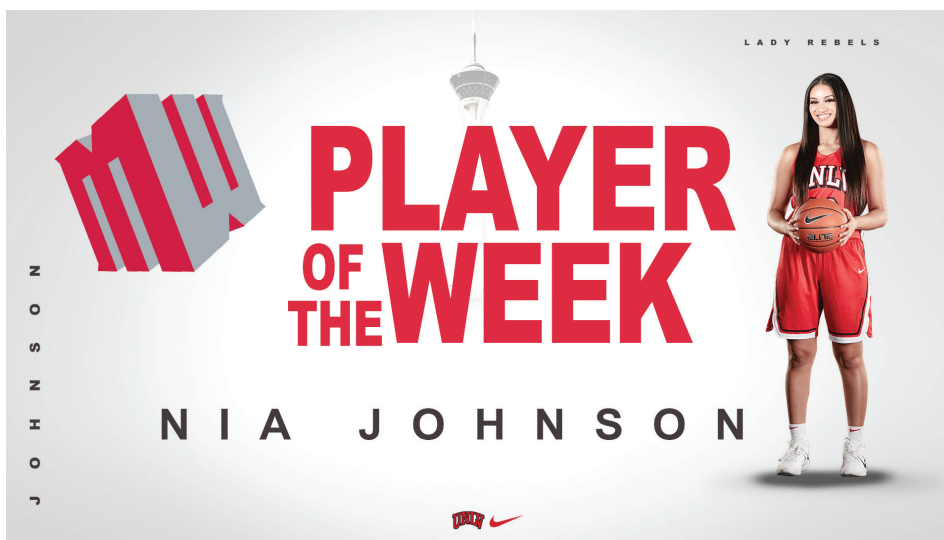
One of the biggest reasons for UNLV's surprise performance this season after being selected ninth in the preseason polls is the play of their freshman, most notably center **Desi-Rae Young** and guard **Jade Thomas**. The two, both Las Vegas natives, currently rank 1-3 among conference freshman in scoring, while Young is first in rebounding and Jade is sixth.

Top Freshman Scorers in MW

1. Desi-Rae Young (UNLV)	11.6 ppg
2. Alexis Mark (Boise State)	8.9 ppg
3. Jade Thomas (UNLV)	8.8 ppg
4. Ellie Boni (Colorado State)	7.1 ppg
5. Meagan Mendazona (Utah State)	6.4 ppg
6. Halle Nelson (Utah State)	5.0 ppg
7. Cali Clark (Colorado State)	5.3 ppg
8. Kamaira Gipson (San Diego St)	4.5 ppg
9. Marta Savic (Wyoming)	4.5 ppg
10. Kam Jones (Air Force)	2.5 ppg

Top Freshman Rebounders in MW

1. Desi-Rae Young (UNLV)	6.1 rpg
2. Kamaira Gipson (San Diego St)	5.5 rpg
3. Abby Muse (Boise State)	4.9 rpg
4. Cali Clark (Colorado State)	4.6 rpg
5. Meagan Mendazona (Utah State)	4.4 rpg
6. Jade Thomas (UNLV)	4.2 rpg
7. Halle Nelson (Utah State)	4.1 rpg
8. Kenna Holt (UNR)	3.5 rpg
9. Ellie Boni (Colorado State)	3.3 rpg
10. Lexie Givens (UNR)	2.6 rpg



SCORCHING WEEK LEADS TO PLAYER OF THE WEEK...

Nia Johnson averaged just under 20 points per game over four games, including back-to-back career-high 28-point outings against UNR to earn her first career Mountain West Player of the Week honors on Feb. 2.

After posting double-figure games against Utah State on the road, Johnson shot a sizing 12-of-21 from three-point range over the two games against the Wolf Pack, with six in each game. She is the only player in the MW this season to score at least 28 points in back-to-back games.

THREE-POINT PARTY...

If there was any question there would be a different look to the UNLV offense this season, that was quickly answered after the first two games as the Lady Rebels have shown that under new head coach **Lindy La Rocque**, the three-ball will be one of its big weapons. That was first on display in the win over CSU Fullerton when the Lady Rebels tied the school record with 12 made three-pointers in the 81-67 win over CSU Fullerton. **Bailey Thomas** led the way with a perfect 6-of-6 performance from behind the arc, which was just one off the school record and is tied for the sixth most in a game this season in the nation.

UNLV would then shatter that record just over two weeks later, knocking down a new team record 15 three-pointers in the blowout victory over LMU on Dec. 21 in the Thomas & Mack Center. Bailey's younger sister **Jade Thomas** led the way with seven three-pointers, tying the school record while setting a new freshman mark for most treys in a game.

As a team UNLV is fourth in the Mountain West and 82nd in the nation with 7.1 three-pointers per game, after ranking near the bottom of both the league and the NCAA in that category for most of its tenure in the Mountain West.



LADY REBEL BASKETBALL

GAME NOTES - UNLV AT SAN DIEGO STATE • FEBRUARY 15 & 16 • SAN DIEGO, CALIFORNIA

2020-21 HONORS

DELAYNIE BYRNE

Mountain West

Player of the Week (Dec. 28)

College Sports Madness

Player of the Week (Dec. 28, Jan. 18)

NIA JOHNSON

Mountain West

Player of the Week (Feb. 2)

College Sports Madness

Player of the Week (Feb. 1)

BAILEY THOMAS

Senior CLASS Award

Top 30 Candidate

ROAD WARRIORS...

UNLV has been perfect on the road this season, thanks to a pair of conference road sweeps and a non-conference win at Cal State Fullerton. That gives them the nation's 14th-longest active road win streak, while the Lady Rebels' perfect 5-0 road mark is tied for fifth best in the nation this season. The five-game win streak is also the longest at UNLV since the 1993-94 season.

<u>Longest Active Road Win Streak</u>		<u>Top Road Records in 2020-21</u>		
1.	Florida Gulf Coast	19	1. Florida Gulf Coast	9-0
2.	Princeton*	10	2. California Baptist	8-0
3.	California Baptist	9	Missouri State	8-0
	Missouri State	7	4. Dayton	7-0
5.	Louisville	8	5. Louisville	5-0
	Dayton	8	UNLV	5-0
	Gonzaga	8		
	Bucknell	7		
	Bethune Cookman*	7		
10.	South Dakota State	6		
	Stephan F. Austin	6		
	Baylor	6		
	Marquette	6		
14.	UNLV	5		
	Idaho State	5		
	North Carolina A&T	5		
	Long Beach State	5		
	UT Martin	5		
	Indiana	5		
	UTEP	5		
	Louisiana	5		
	Jackson State	5		
	CSU Bakersfield	5		
	Ball State	5		

* - Not playing this season

SEASON SWEEPS...

UNLV has claimed a pair of road sweeps this season, thanks to its 2-0 record at Air Force on Feb. 5 and 7. That followed the first MW sweep of the year for UNLV, when it claimed a pair of double-digit victories at Utah State. At home, UNLV split its four series, winning the first game of the two against Wyoming, Colorado State, New Mexico and Colorado State, and then winning the second against Boise State after dropping the opener.

REBOUNDS 'R' US...

UNLV became the first team to lead the Mountain West in rebound margin for five consecutive seasons a year ago, and the Lady Rebels are well on their way to accomplishing that again this season as they are currently 594th in the nation with a +3.1 margin, just behind second place UNR, and rank 31st in total rebounds per contest at 42.11 rpg.

Their dominance on the boards was on display Jan. 25 at Utah State, as UNLV grabbed its most rebounds against a Division I opponent in 29 years with 61 in the 89-59 victory over the Aggies. That also ranked in a tie for ninth most in Lady Rebel history.

INEXPERIENCED LADY REBEL LINEUP...

For the second straight season the Lady Rebels will be featuring a very inexperienced lineup. UNLV entered the 2019-20 campaign with just 37 total career starts from its roster. This year, the Lady Rebel roster has a total of 54 starts in Division I play. However, 53 of the 54 starts came from senior Bailey Thomas, the other 10 players had just one combined start in Division I (**Anna Blount**). **No other team in the nation had 90% or more of its roster combine for just one total career start entering the season besides UNLV.**

LADY REBEL BASKETBALL

GAME NOTES - UNLV AT SAN DIEGO STATE • FEBRUARY 15 & 16 • SAN DIEGO, CALIFORNIA

UNLV

YOUTH MOVEMENT...

UNLV will have just two upperclassmen on this year's squad, senior Bailey Thomas and junior transfer Nia Johnson. The Lady Rebels have nine underclassmen on this year's squad, with four freshmen and five sophomores. **As Johnson has just one year of Division I play, that leaves the Lady Rebels as the only school in the nation with over 90% of its roster having just one year of Division I experience coming into the 2020-21 season (not counting Merrimack College, who is starting just its second year in Division I play this season).**

The youth of the Lady Rebels also shows up in the average age of the lineup. UNLV's 11 active players combine for average age of 19.5, the sixth youngest roster in the nation.

<u>School</u>	<u>Average Age</u>
Oral Roberts	19.3
LaSalle	19.3
Incarnate Word	19.3
Montana State	19.3
Western Kentucky	19.4
UNLV	19.5

WHERE WILL THE POINTS COME FROM?...

UNLV will have to replace a significant amount of its offensive production from a year ago, as the Lady Rebels have lost 83.9% of its total scoring, 84.1% of its total rebounding and 80.6% of its total assists from 2019-20. **Only one other school in the nation lost a greater production from the previous year than the Lady Rebels, as Norfolk State lost 85% of its scoring, 86% of its rebounding, and 89% of its assists.**

BYRNE = PLAYER OF THE WEEK...

Delaynie Byrne picked up the first conference weekly honor of her career on Dec. 28, as the sophomore forward was named Mountain West Player of the Week after helping UNLV cruise past Loyola Marymount 94-59 Dec. 21 in Las Vegas. In that game, Byrne posted a new career-high with 24 points and added a career-high tying 11 rebounds for her third double-double of the season. When the game was still in doubt in the first quarter with the Lady Rebels tied at 8-8 with the Lions, Byrne took over as she scored the next 11 points of the game. She started the run with a pair of free throws, and followed that with a three-pointer, a three-point play and then another three-pointer to put UNLV ahead 19-8. The Lady Rebels would lead by double-digits the rest of the way.

Byrne finished the afternoon hitting a career-high five three-pointers out of seven attempts. Overall she was 7-of-12 from the floor for 58.3%, also a new career-high. She was a perfect 5-of-5 at the free throw line and added two assists as well.



THOMAS DUO...

The Lady Rebels will have a pair of sisters on this year's team, as **Jade Thomas** will be a freshman and **Bailey Thomas** a senior. This will make the first-time the Thomas sisters have ever played on a team together through ever level of basketball. They join a long line of sister duos to play for the Lady Rebels, following in the footsteps of the Gonzales twins (Dakota and Dylan) as well as twins Pauline (1988-90) and Geannine Jordan (1987-90) and Dishawn (2000-03) and Sherry McCracklin (2002-06).

2020-21 SIGNING CLASS ANNOUNCED...

UNLV head coach Lindy La Rocque's first recruiting class was one of the best in decades for the Lady Rebels, as the five-member class included a pair of players there were ranked in the ESPN Top 70 (**Alyssa Durazo-Frescas** - #64, **Alyssa Brown** - #66). Also signing were **Kenadee Winfrey** (Canyon, Texas), **Kiara Jackson** (Grand Prairie, Texas) and **Taylin Smith** (Beaverton, Oregon).



LADY REBEL BASKETBALL

GAME NOTES - UNLV AT SAN DIEGO STATE • FEBRUARY 15 & 16 • SAN DIEGO, CALIFORNIA

WATCHING THE LADY REBELS...

UNLV is scheduled to have all 13 home games live streamed this season. Eleven of the games will be on the Mountain West Network, available at UNLVRebels.com. **Ben Wilson** returns as play-by-play for the home video stream in his second year with the broadcasts, while **Jacob Roach** and **Ashly Dickinson** will serve as color analysts.

FloSports will carry all four games of December's Duel In The Desert event, hosted by UNLV from Dec. 19-21. That includes UNLV's game against Pacific (Dec. 20) and the Dec. 21 contest against Loyola Marymount.

UNLV ON THE RADIO...

All Lady Rebel home games and all but two road games will have a live radio broadcast this season, featuring the radio call of **Wyatt Tomchek** (play-by-play). **Kevaney Martin** and **Ashly Dickinson** will serve as color analyst on home broadcasts, while **Mark Wasik** will fill the role on road games. This year's games can be heard through a link on UNLVRebels.com.

A select number of games this season will also be carried live on local stations to be determined at a later date.

UNLV PICKED TO FINISH NINTH IN THE MW...

The Lady Rebels were picked to finish ninth in this year's MW preseason coaches poll.

2020-21 Mountain West Preseason Poll

(First place votes in parentheses)

1.	Fresno State (22)	266
2.	San Jose State (2)	239
3.	Boise State (1)	221
4.	San Diego State (1)	185
5.	Wyoming	173
6.	New Mexico	145
7.	Air Force	120
8.	Colorado State	117
9.	UNLV	111
10.	UNR	95
11.	Utah State	44

LADY REBEL BASKETBALL



GAME NOTES - UNLV AT SAN DIEGO STATE • FEBRUARY 15 & 16 • SAN DIEGO, CALIFORNIA

2020-21 UNLV LADY REBELS ROSTER

NO.	NAME	POS.	HT.	CL.	HOMETOWN/PREVIOUS
2	Jasmine Singleton	G	5-7	Fr.	Goodyear, Arizona/Millennium HS
5	Jade Thomas	G	5-10	Fr.	Las Vegas, Nevada/Centennial HS
10	Jacinta Buckley	G	6-1	So.	Spokane, Washington/Lewis and Clark HS
12	Anna Blount	F	6-1	So.	Stockton, California/St. Mary's HS
14	Bailey Thomas	G	5-9	RS-Sr.	Las Vegas, Nevada/West Virginia
15	Keyana Wilfred	C	6-3	So.	Mitchell, Nebraska/Mitchell HS
21	Delaynie Byrne	F	6-3	So.	Arvada, Colorado/Minnesota
22	Tianna Carter	F	6-1	RS-Fr.	Tucson, Arizona/Canyon Del Oro HS
23	Desi-Rae Young	F	6-1	Fr.	Las Vegas, Nevada/Desert Oasis HS
30	Nia Johnson	G	5-8	Jr.	Sacramento, California/Diablo Valley College
34	Citlalli Gurrola	G	5-6	So.	Spring Valley, California/Mt. Miguel HS

HEAD COACH: Lindy La Rocque (Stanford '12/First season)

ASSISTANT COACHES:

Roman Owen (Central Oklahoma '09/First season)

Mia Bell (UNLV '14/Seventh season)

Nneka Enemkpali (Texas '15/First season)

PRONUNCIATION GUIDE

Lindy La Rocque (la ROCK)

Anna Blount (rhymes with count)

Delaynie Byrne (dee-LAY-nee)

Nneka Enemkpali (neh-KA EM-kah-pah-lah)

Citlalli Gurrola (sih-TALL-yah grr-ROLL-yah)

Jasmine Singleton (JAZ-men)

THIS DAY IN LADY REBELS HISTORY

DATE	OPPONENT	W/L	SCORE	LOCATION	DATE	OPPONENT	W/L	SCORE	LOCATION
2-15-78	BYU	W	90-73	Las Vegas	2-16-75	UCLA	L	99-33	Las Vegas
2-15-85	Long Beach State	L	78-85	Las Vegas	2-16-80	Tennessee Tech	L	83-69	Las Vegas
2-15-90	UC Irvine	W	86-42	Las Vegas	2-16-89	San Diego State	L	65-64	San Diego, Calif.
2-15-92	Fresno State	W	76-62	Las Vegas	2-16-91	Hawaii	W	70-61	Honolulu, Hawaii
2-15-97	at Fresno State	L	53-71	Fresno, California	2-16-93	Southern Utah	W	84-62	Las Vegas
2-15-01	Air Force	W	73-47	Las Vegas	2-16-96	UC Irvine	L	65-60	Irvine, Calif.
2-15-03	San Diego State	W	81-61	Las Vegas	2-16-02	Wyoming	W	66-61	Las Vegas
2-15-06	San Diego State	W	64-48	San Diego, Calif.	2-16-07	BYU (OT)	W	73-68	Las Vegas
2-15-07	Utah	L	55-70	Salt Lake City, Utah	2-16-11	Air Force	L	91-87	Colorado Springs
2-15-12	TCU	W	55-54	Las Vegas	2-16-09	San Jose State	W	74-70	Las Vegas
2-15-14	Utah State	W	82-80	Las Vegas					



LADY REBEL BASKETBALL

GAME NOTES - UNLV AT SAN DIEGO STATE • FEBRUARY 15 & 16 • SAN DIEGO, CALIFORNIA

UNLV'S RECORD WHEN...

At home.....	6-8
On the road.....	5-0
Neutral.....	0-0
Afternoon.....	5-8
Night.....	6-0
Overtime.....	0-1
On TV.....	0-0
vs. the Big Sky.....	0-1
vs. the Big West.....	1-0
vs. the Pac-12.....	0-1
vs. the WCC.....	1-1
on Mondays.....	2-2
on Tuesdays.....	0-0
on Wednesdays.....	3-2
on Thursdays.....	4-0
on Fridays.....	2-0
on Saturdays.....	2-2
on Sundays.....	1-2
in November.....	0-1
in December.....	3-3
in January.....	5-2
in February.....	3-2
in March.....	0-0
Leading at halftime.....	9-3
Trailing at halftime.....	2-5
Tied at halftime.....	0-0
Better FG percentage.....	9-2
Worse FG percentage.....	2-6
More free throws made.....	10-5
Same or less free throws made.....	0-2
More FTs made then opp attempts.....	7-4
More 3-pt FGs made.....	7-2
Same or less 3-pt FGs made.....	2-6
More rebounds.....	7-4
Same or fewer rebounds.....	4-4
More turnovers.....	6-6
Same or fewer turnovers.....	5-2
When scoring in the 30s.....	0-0
When scoring in the 40s.....	0-0
When scoring in the 50s.....	2-3
When scoring in the 60s.....	2-1
When scoring in the 70s.....	3-4
When scoring in the 80s.....	3-0
When scoring in the 90s.....	1-0
When scoring in the 100s.....	0-0
Opponent scores in the 30s.....	0-0
Opponent scores in the 40s.....	2-0
Opponent scores in the 50s.....	4-0
Opponent scores in the 60s.....	4-2
Opponent scores in the 70s.....	1-3
Opponent scores in the 80s.....	1-1
Opponent scores in the 90s.....	0-0
Opponent scores in the 100s.....	0-1
Game decided by five points or less.....	3-4
Wearing white.....	4-6
Wearing red.....	4-1
Wearing black.....	2-1
Wearing pink.....	1-0

UNLV STARTING LINEUPS (points scored)

NAU	B. Thomas (10)	J. Thomas (11)	Johnson (0)	Byrne (18)	Wilfred (11)
at CSUF	B. Thomas (26)	J. Thomas (16)	Johnson (3)	Byrne (9)	Wilfred (0)
Stanford	B. Thomas (10)	J. Thomas (3)	Johnson (12)	Byrne (4)	Wilfred (0)
Wyoming	B. Thomas (0)	J. Thomas (5)	Johnson (7)	Byrne (9)	Young (9)
Wyoming	B. Thomas (0)	J. Thomas (6)	Johnson (12)	Byrne (7)	Young (20)
Pacific	B. Thomas (13)	J. Thomas (10)	Johnson (19)	Byrne (18)	Young (9)
LMU	B. Thomas (7)	J. Thomas (24)	Johnson (9)	Byrne (24)	Young (15)
CSU	B. Thomas (29)	J. Thomas (6)	Johnson (16)	Byrne (10)	Young (16)
CSU	B. Thomas (12)	J. Thomas (6)	Johnson (10)	Byrne (10)	Young (4)
New Mexico	B. Thomas (8)	J. Thomas (9)	Johnson (7)	Byrne (21)	Young (7)
New Mexico	B. Thomas (9)	J. Thomas (4)	Johnson (2)	Byrne (23)	Young (15)
at Utah St	B. Thomas (9)	J. Thomas (13)	Johnson (13)	Byrne (18)	Young (14)
at Utah St	B. Thomas (6)	J. Thomas (13)	Johnson (10)	Byrne (8)	Young (15)
UNR	B. Thomas (13)	J. Thomas (4)	Johnson (28)	Byrne (10)	Young (7)
UNR	B. Thomas (5)	J. Thomas (11)	Johnson (28)	Byrne (2)	Young (14)
at Air Force	B. Thomas (6)	J. Thomas (7)	Johnson (9)	Byrne (4)	Young (15)
at Air Force	B. Thomas (9)	J. Thomas (7)	Johnson (17)	Byrne (13)	Young (8)
Boise State	B. Thomas (3)	J. Thomas (5)	Johnson (12)	Byrne (6)	Young (8)
Boise State	B. Thomas (18)	J. Thomas (7)	Johnson (13)	Byrne (14)	Young (14)

WHEN WAS THE LAST TIME ...

Player scored 30 points

Dakota Gonzalez (31) at San Jose St, 2/11/17

Player scored 35 points

Sequoia Holmes (35) Oregon State, 11/24/07

Player scored 40 points

Constance Jinks (40)..... Air Force, 3/1/03

Player grabs 15 rebounds

Rodjanae Wade (21)... San Jose State, 3/2/20

Player grabs 20 rebounds

Rodjanae Wade (21)... San Jose State, 3/2/20

Player records double-double

Delaynie Byrne..... Boise State, 2/11/21

Desi-Rae Young

Player records triple-double

Linda Fröhlich..... Colorado State, 2/25/99

14 points, 10 rebounds, 10 assists

Player records 10 assists

Mia Bell (10).....Nevada, Reno, 3/7/14

Player records 7 or more steals

Dakota Gonzalez (8).....Utah State, 3/7/17

Player records 5 or more blocks

Delaynie Byrne (6).....UNR, 1/30/21

Had five players in double figures

Northern Arizona (5)..... 11/25/20

Delaynie Byrne (18), Jade Thomas (11),

Keyana Wilfred (11), Desi-Rae Young (11),

Bailey Thomas (10)

UNLV scored 100 points or more

Concordia, W 102-46.....11/11/16

UNLV scored 90 points or more

LMU, W 94-59..... 12/21/20

Scored less than 40 points

at San Diego State, L 48-39..... 1/25/20

Allowed 100 points

Stanford, L 101-54..... 12/5/20

Held opponent to less than 40 points

Fresno State, W 54-38..... 3/3/17

Recorded 60 or more rebounds

61, at Utah State..... 1/25/21

Recorded 25 or more assists

25, San Jose State..... 3/6/15

Recorded 20 or more steals

23, Concordia.....11/11/16

Recorded 8 or more blocks

8, Air Force..... 1/16/19

Won an overtime game

St. John's (1 OT), W 79-75..... 12/1/19

Lost an overtime game

Pacific, (2 OT) L 77-75..... 12/20/21

Played a ranked opponent

#2 Stanford, L, 101-54..... 12/2/20

Defeated a ranked opponent

vs #16 George Washington, W, 62-61..... 11/30/07

LADY REBEL BASKETBALL



GAME NOTES - UNLV AT SAN DIEGO STATE • FEBRUARY 15 & 16 • SAN DIEGO, CALIFORNIA

UNLV CAREER

DOUBLE DOUBLES

Pauline Jordan (88-90).....	54
Linda Frölich (99-02).....	52
Angela Christian (84-87).....	36
Jamie Smith (09-12).....	34
Kathie Calloway (79-82).....	29
Sherry McCracklin (02-06).....	25
Rodjanae Wade (2016-20).....	24
RanDee Henry (03-05).....	24
Shamela Hampton (06-09).....	24
Donya Monroe (1983-86).....	21

2020-21 UNLV

DOUBLE DOUBLES

Delaynie Byrne	6
1/25 at Utah State.....	18 pts, 13 rebs
12/21 vs LMU.....	24 pts, 11 rebs
12/20 vs Pacific.....	18 pts, 10 rebs
11/25 vs Northern Arizona.....	18 pts, 10 rebs
2/7 at Air Force.....	13 pts, 10 rebs
2/11 vs Boise State.....	14 pts, 10 rebs

Desi-Rae Young	3
1/27 at Utah State.....	15 pts, 11 rebs
1/7 vs Colorado State.....	16 pts, 12 rebs
2/11 vs Boise State.....	14 pts, 10 rebs

Nia Johnson	1
12/20 vs Pacific.....	19 pts, 12 rebs

Keyana Wilfred	1
11/25 vs Northern Arizona.....	11 pts, 10 rebs

MOUNTAIN WEST DOUBLE DOUBLES

Lore Devos (Colorado State).....	7
Delaynie Byrne (UNLV)	6
Maddi Utti (Fresno State).....	4
Haley Cavinder (Fresno State).....	4
Tyra Whitehead (SJSU).....	3
Mallory McGwire (Boise State).....	3
Mercedes Staples (SDSU).....	3
Jessica Chatman (Utah State).....	3
Desi-Rae Young (UNLV)	3
Karly Murphy (Colorado State).....	2
Emily Conroe (Air Force).....	2
Rachel Bowers (Boise State).....	2
Sophia Ramos (San Diego State).....	2
Dagny Davidsdottir (Wyoming).....	2
Tori Williams (Colorado State).....	2
Emmie Harris (Utah State).....	2
.....	
Nia Johnson (UNLV)	1
Keyana Wilfred (UNLV)	1

LADY REBELS IN THE RANKINGS* (AS OF FEB. 14)

* - These rankings do not include San Jose State as they opted-out of the season after four games

INDIVIDUAL RANK

	ALL GAMES	CONFERENCE	NCAA
Delaynie Byrne			
Scoring	15th (12.00 ppg)		
Rebounding	8th (7.21 rpg)	8th (7.14 rpg)	217th
Three-Point FGs Made	t4th (1.89 pg)	t12th (1.50 pg)	85th
Blocks	6th (1.36 bpg)	4th (1.50 bpg)	141st
Defensive Rebounding	6th (5.42 rpg)	9th (5.36 rpg)	
Double-Doubles	2nd (6)		
Minutes Played	10th (31.8 mpg)	14th (31.67 mpg)	
Desi-Rae Young			
Scoring		16th (11.86 ppg)	
Rebounding	11th (6.05 rpg)	11th (6.36 rpg)	
Free Throw Percentage	9th (62.0%)	7th (56.3%)	
Offensive Rebounding	11th (2.00 rpg)	t11th (1.93 rpg)	
Bailey Thomas			
Assists	4th (4.21 apg)	3rd (4.21 apg)	101st
Steals	8th (1.68 spg)	7th (1.64 spg)	249th
Three-Point FGs Made	15th (1.47 pg)		
Assist/Turnover Ratio	3rd (1.74)	3rd (1.69)	108th
Minutes Played	2nd (36.12 mpg)	3rd (35.52 mpg)	55th
Nia Johnson			
Scoring	16th (11.95 ppg)	9th (13.14)	
Free Throw Percentage	4th (77.4%)		175th
Three-Point FGs Made	13th (1.53 pg)	6th (1.71 pg)	
Jade Thomas			
Three-Point FGs Made	t6th (1.84 pg)		203rd
Minutes Played	3rd (35.27 mpg)	4th (34.85 mpg)	92nd
Keyana Wilfred			
Offensive Rebounding	14th (1.84 rpg)	t11th (1.93 rpg)	

TEAM RANK

	ALL GAMES	CONFERENCE	NCAA
Scoring	4th (70.05 ppg)	4th (68.00 ppg)	104th
Scoring Defense	7th (67.58 ppg)	3rd (64.36 ppg)	211st
Scoring Margin	5th (+2.47 ppg)	5th (+3.64 ppg)	141st
FG Percentage	6th (38.4%)	6th (38.8%)	241st
FG Per. Defense	3rd (39.3%)	1st (38.1%)	141st
FT Percentage	6th (70.7%)	6th (69.3%)	146th
3-pt FG Percentage	6th (30.9%)	7th (28.2%)	172nd
3-pt FG Per. Defense	5th (30.4%)	3rd (29.8%)	135th
3-pt Field Goals	4th (7.16 pg)	5th (6.14 pg)	82nd
Rebounding Offense	1st (42.11 rpg)	1st (42.29 rpg)	31st
Rebounding Defense	5th (38.95 rpg)	5th (38.93 rpg)	
Rebounding Margin	2nd (+3.16)	2nd (+3.36)	94th
Offensive Rebounds	3rd (12.87 rpg)	4th (12.50 rpg)	
Defensive Rebounds	3rd (29.80 rpg)	2nd (29.79 rpg)	
Assists	5th (12.74 apg)	4th (12.64 apg)	173rd
Steals	4th (7.47 spg)	4th (7.43 spg)	184th
Turnover Margin	8th (-0.79)	6th (-0.21)	214th
Assist/Turnover Ratio	6th (0.83)	5th (0.91)	147th
Blocks	5th (2.79 bpg)	t6th (3.00 bpg)	188th



LADY REBEL BASKETBALL

GAME NOTES - UNLV AT SAN DIEGO STATE • FEBRUARY 15 & 16 • SAN DIEGO, CALIFORNIA

2020-21 SUPERLATIVES

Individual Highs

Points	29, Bailey Thomas, Colorado State (1/7)
Field Goals	10, twice
Field Goals Attempted	25, Bailey Thomas, Colorado State (1/7)
Field Goal Percentage	1.000 (8-8), Bailey Thomas, at CSU Fullerton (12/2)
3-pt FGs	7, Jade Thomas, LMU (12/21)
3-pt FGs Attempted	14, Bailey Thomas, Colorado State (1/7)
Free Throws	8, twice
Free Throws Attempted	10, twice
Free Throw Percentage	1.000 (7-7), Desi-Rae Young, LMU (12/21)
Rebounds	13, Delaynie Byrne, at Utah State (1/25)
Assists	8, Bailey Thomas, at Utah State (1/25)
Blocks	6, Delaynie Byrne, UNR (1/30)
Steals	5, Bailey Thomas, at Utah State (1/27)

Opponent

40, Jade Loville, Boise State (2/10)
19, Jade Loville, Boise State (2/10)
28, Jade Loville, Boise State (2/10)
.705 (12-17), twice
6, McKenna Hofschild, Colorado State (1/9)
13, Ahlise Hurst, New Mexico (1/15)
10, Valerie Higgins, Pacific (12/20)
13, Valerie Higgins, Pacific (12/20)
1.000 (5-5), Jaedyn De La Cerda, UNM (1/17)
20, Mallory McGwire, Boise State (2/11)
11, Mary Kay Naro, Boise State (2/10)
7, Kassady Huffman, Air Force (2/5)
8, Valerie Higgins, Pacific (12/20)

UNLV Superlatives

Points	94, LMU (12/21)
First Quarter Points	26, Air Force (2/7)
First Half Points	58, LMU (12/21)
Second Half Points	44, New Mexico (1/17), at Utah State (1/25)
Field Goals	28, four times
Field Goals Attempted	76, at Utah State (1/25)
Field Goal Percentage	.459 (28-61), Colorado State (1/7)
3-pt FGs	15, LMU (12/21)
3-pt FGs Attempted	33, Pacific (12/20)
3-pt FG Percentage	.517 (15-29), LMU (12/21)
Free Throws	25, LMU (12/21)
Free Throws Attempted	35, at CSU Fullerton (12/2)
Free Throw Percentage	.833 (25-30), LMU (12/21)
Rebounds	61, at Utah State (1/25)
Assists	18, New Mexico (1/15)
Blocks	7, UNR (1/30), Boise State (2/10)
Steals	15, at Utah State (1/27)
Turnovers	24, Pacific (12/20)
Personal Fouls	25, at CSU Fullerton (12/2)

Highs

Lows

52, Air Force (2/5)
9, twice
21, Stanford (12/5)
26, Colorado State (1/9)
14, Stanford (12/5)
42, Wyoming (12/12)
.269 (14-52), Stanford (12/5)
2, Air Force (2/5)
12, Air Force (2/7)
.150 (3-20), Boise State (2/10)
4, Colorado State (1/9)
9, Colorado State (1/9)
.611 (11-18), Wyoming (12/12)
31, Stanford (12/5)
6, Stanford (12/5), Wyoming (12/12)
0, twice
4, four times
5, at Utah State (1/25)
7, New Mexico (1/15), Boise State (2/10)

Opponent Superlatives

Points	101, Stanford (12/5)
First Quarter Points	28, Northern Arizona (11/25)
First Half Points	49, Northern Arizona (11/25)
Second Half Points	54, Stanford (12/5)
Field Goals	43, Stanford (12/5)
Field Goals Attempted	78, Pacific (12/20)
Field Goal Percentage	.573 (43-75), Stanford (12/5)
3-pt FGs	12, twice
3-pt FGs Attempts	40, New Mexico (1/15)
3-pt FG Percentage	.476 (10-21), Colorado State (1/9)
Free Throws	19, Wyoming (12/14)
Free Throws Attempted	25, Wyoming (12/14)
Free Throw Percentage	.783 (18-23), Pacific (12/20)
Rebounds	52, Boise State (2/10)
Assists	25, Boise State (2/10)
Blocks	12, Air Force (2/5)
Steals	15, Pacific (12/20)
Turnovers	25, at CSU Fullerton (12/2)
Personal Fouls	24, at CSU Fullerton (12/2), at Utah State (1/25)

Highs

Lows

46, Wyoming (12/12)
8, Wyoming (12/12)
16, Wyoming (12/12)
17, New Mexico (1/15)
17, Wyoming (12/12)
50, at CSU Fullerton (12/2)
.279 (17-61), Wyoming (12/12)
4, three times
15, at CSU Fullerton (12/2)
.160 (4-25), Wyoming (12/12)
3, three times
4, Colorado State (1/9)
.600 (3-5), twice
29, three times
8, Wyoming (12/12)
0, three times
2, UNR (1/30)
9, Wyoming (12/14)
13, Colorado State (1/9)

LADY REBEL BASKETBALL

GAME NOTES - UNLV AT SAN DIEGO STATE • FEBRUARY 15 & 16 • SAN DIEGO, CALIFORNIA



#2 • JASMINE SINGLETON

5-7 • Freshman • Guard • Goodyear, Arizona

CAREER STATISTICS

SINGLETON, Jasmine

SEASON	TEAM	GP-GS	MIN/AVG	Field Goals		3-Point		F-Throws		Rebounds				Scoring						
				FG-FGA	FG%	3FG-FGA	3FG%	FT-FTA	FT%	OFF	DEF	TOT	AVG	PF-FO	AST	TO	BLK	STL	PTS	AVG
2020-21	UNLV	17-0	222/13.0	8-30	.267	2-6	.333	16-31	.516	7	28	35	2.1	16-0	27	27	1	18	34	2.0
TOTAL		17-0	222/13.0	8-30	.267	2-6	.333	16-31	.516	7	28	35	2.1	16-0	27	27	1	18	34	2.0

GAME BY GAME STATISTICS

Opponent	Date	GS	MIN	Total		3-Pointers		Free throws		Rebounds				PF	A	T/O	BLK	STL	PTS	AVG	
				FG-FGA	PCT	3FG-3FGA	PCT	FT-FTA	PCT	OFF	DEF	TOT	AVG								
Northern Ariz.	11/25/2020		18:16	1-1	1.000	1-1	1.000	2-2	1.000	0	0	0	0.0	2	3	4	0	2	5	5.0	
at Cal St. Fullerton	12/02/2020		14:52	0-1	.000	0-1	.000	1-2	.500	1	1	2	1.0	2	2	4	0	2	1	3.0	
Stanford	12/05/2020		22:23	1-2	.500	0-0	.000	3-4	.750	1	2	3	1.7	1	0	1	0	2	5	3.7	
Wyoming	12/12/2020		11:37	0-0	.000	0-0	.000	1-4	.250	2	1	3	2.0	0	3	2	0	0	1	3.0	
Wyoming	12/14/2020		10:08	0-1	.000	0-0	.000	1-2	.500	0	2	2	2.0	1	2	0	0	0	1	2.6	
Pacific	12/20/2020		05:28	0-1	.000	0-0	.000	0-0	.000	0	2	2	2.0	0	2	0	0	0	0	2.2	
Loyola Marymount	12/21/2020		05:23	1-1	1.000	0-0	.000	0-0	.000	0	2	2	2.0	1	0	3	0	1	2	2.1	
Colorado St.	01/09/2021		14:10	0-1	.000	0-0	.000	1-2	.500	3	4	7	2.6	2	6	1	0	1	1	2.0	
New Mexico	01/15/2021		16:57	1-3	.333	0-0	.000	1-2	.500	0	3	3	2.7	0	1	1	0	3	3	2.1	
New Mexico	01/17/2021		19:38	2-5	.400	1-3	.333	1-1	1.000	0	2	2	2.6	1	2	2	0	1	6	2.5	
at Utah St.	01/25/2021		10:00	0-2	.000	0-0	.000	0-0	.000	0	2	2	2.5	1	0	0	0	0	0	2.3	
at Utah St.	01/27/2021		06:00	1-1	1.000	0-0	.000	0-0	.000	0	0	0	2.3	0	1	1	1	2	2	2.3	
Nevada	02/01/2021		13:32	0-1	.000	0-1	.000	0-2	.000	0	0	0	2.2	2	3	0	0	1	0	2.1	
at Air Force	02/05/2021		18:06	0-5	.000	0-0	.000	0-2	.000	0	2	2	2.1	2	1	3	0	0	0	1.9	
at Air Force	02/07/2021		07:25	0-0	.000	0-0	.000	0-0	.000	0	3	3	2.2	0	1	2	0	0	0	1.8	
Boise St.	02/10/2021		17:43	1-4	.250	0-0	.000	5-8	.625	0	2	2	2.2	1	1	1	0	1	7	2.1	
Boise St.	02/11/2021		10:03	0-1	.000	0-0	.000	0-0	.000	0	0	0	2.1	0	1	0	0	2	0	2.0	
Totals			0	221:41	8-30	.267	2-6	.333	16-31	.516	7	28	35	2.1	16	27	27	1	18	34	2.0

SEASON & CAREER HIGHS

POINTS

Season7, Boise State (2/10)
 Career7, Boise State (2/10/21)

FIELD GOALS

Season2, New Mexico (1/17)
 Career2, New Mexico (1/17/21)

FREE THROWS

Season5, Boise State (2/10)
 Career5, Boise State (2/10/21)

THREE-POINTERS

Season1, twice
 Career1, twice

REBOUNDS

Season7, Colorado State (1/9)
 Career7, Colorado State (1/9/21)

ASSISTS

Season6, Colorado State (1/9)
 Career6, Colorado State (1/9/21)

STEALS

Season3, New Mexico (1/17)
 Career3, New Mexico (1/17/21)

BLOCKS

Season1, at Utah State (1/27)
 Career1, at Utah State (1/27/21)

TOTALS

DOUBLE-DOUBLES

Season
 Career

10+ SCORING GAMES

Season
 Career

10+ REBOUNDING GAMES

Season
 Career

PLAYER NOTES

- ◆ Scored seven points and made a career-high five free throws against Boise State (2/10)
- ◆ Posted six points and three steals against New Mexico (1/17)
- ◆ Came off the bench with seven rebounds and six assists against Colorado State (1/9)



LADY REBEL BASKETBALL

GAME NOTES - UNLV AT SAN DIEGO STATE • FEBRUARY 15 & 16 • SAN DIEGO, CALIFORNIA



#5 • JADE THOMAS

5-10 • Freshman • Guard • Las Vegas, Nevada

CAREER STATISTICS

THOMAS, Jade

		Field Goals		3-Point		F-Throws		Rebounds				Scoring									
SEASON	TEAM	GP-GS	MIN/AVG	FG-FGA	FG%	3FG-FGA	3FG%	FT-FTA	FT%	OFF	DEF	TOT	AVG	PF	FO	AST	TO	BLK	STL	PTS	AVG
2020-21	UNLV	19-19	670/35.3	56-157	.357	35-106	.330	20-30	.667	15	65	80	4.2	31-0	30	29	4	21	167	8.8	
TOTAL		19-19	670/35.3	56-157	.357	35-106	.330	20-30	.667	15	65	80	4.2	31-0	30	29	4	21	167	8.8	

GAME BY GAME STATISTICS

Opponent	Date	GS	MIN	Total		3-Pointers		Free throws		Rebounds				PF	A	T/O	BLK	STL	PTS	AVG
				FG-FGA	PCT	3FG-3FGA	PCT	FT-FTA	PCT	OFF	DEF	TOT	AVG							
Northern Ariz.	11/25/2020	*	38:10	5-15	.333	1-8	.125	0-0	.000	1	2	3	3.0	1	2	0	1	1	11	11.0
at Cal St. Fullerton	12/02/2020	*	37:11	4-9	.444	4-5	.800	4-8	.500	1	2	3	3.0	1	1	1	0	1	16	13.5
Stanford	12/05/2020	*	23:22	1-3	.333	1-2	.500	0-0	.000	0	1	1	2.3	4	1	5	0	1	3	10.0
Wyoming	12/12/2020	*	35:04	2-5	.400	1-4	.250	0-0	.000	0	1	1	2.0	2	2	1	1	1	5	8.8
Wyoming	12/14/2020	*	39:50	2-8	.250	2-5	.400	0-0	.000	2	3	5	2.6	4	1	1	0	1	6	8.2
Pacific	12/20/2020	*	44:58	3-8	.375	2-6	.333	2-2	1.000	0	1	1	2.3	0	2	1	0	0	10	8.5
Loyola Marymount	12/21/2020	*	38:34	8-12	.667	7-10	.700	1-2	.500	3	4	7	3.0	1	2	1	0	2	24	10.7
Colorado St.	01/07/2021	*	40:00	2-6	.333	2-4	.500	0-0	.000	1	5	6	3.4	0	4	2	0	2	6	10.1
Colorado St.	01/09/2021	*	35:50	2-8	.250	2-7	.286	0-0	.000	0	1	1	3.1	1	3	1	0	1	6	9.7
New Mexico	01/15/2021	*	29:14	4-12	.333	1-6	.167	0-0	.000	3	1	4	3.2	1	1	2	1	0	9	9.6
New Mexico	01/17/2021	*	33:17	1-7	.143	0-5	.000	2-2	1.000	0	5	5	3.4	2	0	4	0	1	4	9.1
at Utah St.	01/25/2021	*	33:00	5-15	.333	2-10	.200	1-2	.500	1	8	9	3.8	1	1	0	0	0	13	9.4
at Utah St.	01/27/2021	*	36:00	5-9	.556	2-5	.400	1-2	.500	0	6	6	4.0	3	1	0	1	3	13	9.7
Nevada	01/30/2021	*	35:24	1-7	.143	1-6	.167	1-2	.500	1	6	7	4.2	2	1	2	0	1	4	9.3
Nevada	02/01/2021	*	33:31	3-8	.375	3-7	.429	2-2	1.000	0	4	4	4.2	3	3	1	0	1	11	9.4
at Air Force	02/05/2021	*	28:00	2-5	.400	1-3	.333	2-2	1.000	1	5	6	4.3	1	0	4	0	0	7	9.3
at Air Force	02/07/2021	*	37:52	2-6	.333	1-5	.200	2-2	1.000	1	5	6	4.4	1	2	2	0	0	7	9.1
Boise St.	02/10/2021	*	32:16	1-2	.500	1-2	.500	2-2	1.000	0	0	0	4.2	0	1	1	0	1	5	8.9
Boise St.	02/11/2021	*	38:37	3-12	.250	1-6	.167	0-2	.000	0	5	5	4.2	3	2	0	0	4	7	8.8
Totals			19 670:10	56-157	.357	35-106	.330	20-30	.667	15	65	80	4.2	31	30	29	4	21	167	8.8

SEASON & CAREER HIGHS

POINTS

Season24, Loyola Marymount (12/20)

Career 24, Loyola Marymount (12/20/20)

FIELD GOALS

Season8, Loyola Marymount (12/20)

Career 8, Loyola Marymount (12/20/20)

FREE THROWS

Season 4, at CSU Fullerton (12/2)

Career 4, at CSU Fullerton (12/2/20)

THREE-POINTERS

Season7, Loyola Marymount (12/20)

Career 7, Loyola Marymount (12/20/20)

REBOUNDS

Season 9, at Utah State (1/25)

Career 9, at Utah State (1/25/21)

ASSISTS

Season5, Colorado State (1/7)

Career5, Colorado State (1/7/21)

STEALS

Season4, Boise State (2/11)

Career4, Boise State (2/11/21)

BLOCKS

Season 1, four times

Career 1, four times

TOTALS

DOUBLE-DOUBLES

Season

Career

10+ SCORING GAMES

Season7

Career7

10+ REBOUNDING GAMES

Season

Career

PLAYER NOTES

- ◆ Tied the school record and set a UNLV freshman mark with seven three-pointers in the 35-point win over LMU (12/21)
- ◆ Second straight game of double-figures after knocking down four three-pointers on the way to 16 points at CSU Fullerton (12/2)
- ◆ Posted double-figures in her first career game with 11 against Northern Arizona (11/25)
- ◆ Younger sister of senior Bailey Thomas (the pair have sister who also plays at Arizona)

LADY REBEL BASKETBALL

GAME NOTES - UNLV AT SAN DIEGO STATE • FEBRUARY 15 & 16 • SAN DIEGO, CALIFORNIA



#10 • JACINTA BUCKLEY

6-1 • Sophomore • Guard • Spokane, Washington

CAREER STATISTICS

BUCKLEY, Jacinta

SEASON	TEAM	GP-GS		MIN/AVG		Field Goals		3-Point		F-Throws		Rebounds				Scoring						
		GP	GS	MIN	AVG	FG-FGA	FG%	3FG-FGA	3FG%	FT-FTA	FT%	OFF	DEF	TOT	AVG	PF-FO	AST	TO	BLK	STL	PTS	AVG
2019-20	UNLV	28	0	199	7.1	18-50	.360	10-33	.303	1-2	.500	7	27	34	1.2	4-0	10	8	5	6	47	1.7
2020-21	UNLV	19	0	235	12.4	19-67	.284	6-26	.231	6-7	.857	16	35	51	2.7	18-0	12	10	3	3	50	2.6
TOTAL		47-0	434/9.2	37-117	.316	16-59	.271	7-9	.778	23	62	85	1.8	22-0	22	18	8	9	97	2.1		

GAME BY GAME STATISTICS

Opponent	Date	GS	MIN	Total		3-Pointers		Free throws		Rebounds				PF	A	T/O	BLK	STL	PTS	AVG
				FG-FGA	PCT	3FG-3FGA	PCT	FT-FTA	PCT	OFF	DEF	TOT	AVG							
Northern Ariz.	11/25/2020		18:10	2-7	.286	0-2	.000	0-0	.000	2	2	4	4.0	1	0	1	0	1	4	4.0
at Cal St. Fullerton	12/02/2020		13:40	1-9	.111	0-2	.000	0-0	.000	2	1	3	3.5	1	0	0	1	1	2	3.0
Stanford	12/05/2020		19:12	2-5	.400	0-1	.000	0-0	.000	3	2	5	4.0	0	1	2	0	0	4	3.3
Wyoming	12/12/2020		15:40	2-3	.667	1-2	.500	0-0	.000	1	2	3	3.8	2	2	0	1	0	5	3.8
Wyoming	12/14/2020		08:32	0-1	.000	0-0	.000	2-2	1.000	0	3	3	3.6	2	0	0	0	0	2	3.4
Pacific	12/20/2020		03:45	0-3	.000	0-1	.000	0-0	.000	0	0	0	3.0	0	1	0	0	0	0	2.8
Loyola Marymount	12/21/2020		14:11	3-5	.600	2-3	.667	0-0	.000	0	1	1	2.7	1	2	2	1	0	8	3.6
Colorado St.	01/07/2021		01:47	1-1	1.000	1-1	1.000	0-0	.000	0	0	0	2.4	0	1	0	0	0	3	3.5
Colorado St.	01/09/2021		02:50	0-0	.000	0-0	.000	0-0	.000	0	0	0	2.1	0	0	0	0	0	0	3.1
New Mexico	01/15/2021		11:17	1-4	.250	0-1	.000	0-0	.000	2	6	8	2.7	1	1	1	0	0	2	3.0
New Mexico	01/17/2021		20:38	1-5	.200	0-1	.000	0-0	.000	1	1	2	2.6	2	1	0	0	0	2	2.9
at Utah St.	01/25/2021		17:00	2-5	.400	1-1	1.000	2-2	1.000	0	4	4	2.8	1	2	1	0	0	7	3.3
at Utah St.	01/27/2021		13:00	0-1	.000	0-1	.000	0-0	.000	0	0	0	2.5	2	0	1	0	0	0	3.0
Nevada	01/30/2021		11:41	0-3	.000	0-3	.000	0-0	.000	0	1	1	2.4	2	0	1	0	1	0	2.8
Nevada	02/01/2021		07:24	0-1	.000	0-1	.000	0-0	.000	0	2	2	2.4	0	0	0	0	0	0	2.6
at Air Force	02/05/2021		21:26	2-3	.667	0-0	.000	0-1	.000	1	7	8	2.8	1	0	0	0	0	4	2.7
at Air Force	02/07/2021		10:22	2-2	.000	0-1	.000	0-0	.000	1	1	2	2.7	1	0	0	0	0	0	2.5
Boise St.	02/10/2021		18:07	2-8	.250	1-4	.250	2-2	1.000	1	2	3	2.7	0	0	1	0	0	7	2.8
Boise St.	02/11/2021		06:38	0-1	.000	0-1	.000	0-0	.000	2	0	2	2.7	1	1	0	0	0	0	2.6
Totals			0 235:20	19-67	.284	6-26	.231	6-7	.857	16	35	51	2.7	18	12	10	3	3	50	2.6

SEASON & CAREER HIGHS

POINTS

Season8, Loyola Marymount (12/21)
 Career8, twice

FIELD GOALS

Season3, Loyola Marymount (12/21)
 Career3, twice

FREE THROWS

Season2, three times
 Career2, three times

THREE-POINTERS

Season2, Loyola Marymount (12/21)
 Career2, three times

REBOUNDS

Season8, twice
 Career8, twice

ASSISTS

Season2, three times
 Career2, three times

STEALS

Season1, three times
 Career2, at Utah State (1/1/20)

BLOCKS

Season1, three times
 Career2, at Pepperdine (12/8/19)

TOTALS

DOUBLE-DOUBLES

Season
 Career

10+ SCORING GAMES

Season
 Career

10+ REBOUNDING GAMES

Season
 Career

PLAYER NOTES

♦ Tied her career-high of eight points thanks to a pair of three-pointers in the win over LMU (12/21)



LADY REBEL BASKETBALL

GAME NOTES - UNLV AT SAN DIEGO STATE • FEBRUARY 15 & 16 • SAN DIEGO, CALIFORNIA



#12 • ANNA BLOUNT

6-1 • Sophomore • Forward • Stockton, California

CAREER STATISTICS

BLOUNT, Anna

SEASON	TEAM	GP-GS	MIN	Field Goals		3-Point		F-Throws		Rebounds				Scoring							
				FG-FGA	FG%	3FG-FGA	3FG%	FT-FTA	FT%	OFF	DEF	TOT	AVG	PF	FO	AST	TO	BLK	STL	PTS	AVG
2019-20	UNLV	29-1	313	10.8	32-66	.485	0-0	.000	21-36	.583	25	23	48	1.7	45-0	6	42	2	9	85	2.9
2020-21	UNLV	17-0	186	10.9	26-56	.464	0-1	.000	35-49	.714	14	27	41	2.4	33-1	7	19	3	3	87	5.1
TOTAL		46-1	498	10.8	58-122	.475	0-1	.000	56-85	.659	39	50	89	1.9	78-1	13	61	5	12	172	3.7

GAME BY GAME STATISTICS

Opponent	Date	GS	MIN	Total		3-Pointers		Free throws		Rebounds				PF	A	T/O	BLK	STL	PTS	AVG	
				FG-FGA	PCT	3FG-3FGA	PCT	FT-FTA	PCT	OFF	DEF	TOT	AVG								
Northern Ariz.	11/25/2020		14:49	0-3	.000	0-0	.000	5-6	.833	0	2	2	2.0	3	3	0	0	0	5	5.0	
at Cal St. Fullerton	12/02/2020		21:32	3-6	.500	0-0	.000	6-10	.600	1	4	5	3.5	3	1	2	0	1	12	8.5	
Stanford	12/05/2020		11:54	1-4	.250	0-1	.000	4-4	1.000	0	0	0	2.3	3	0	0	0	0	6	7.7	
Wyoming	12/12/2020		02:56	0-0	.000	0-0	.000	0-0	.000	0	1	1	2.0	0	0	2	0	0	0	5.8	
Wyoming	12/14/2020		00:56	0-0	.000	0-0	.000	0-0	.000	0	0	0	1.6	0	0	0	0	0	0	4.6	
Pacific	12/20/2020		08:06	1-2	.500	0-0	.000	0-0	.000	2	1	3	1.8	3	0	3	0	0	2	4.2	
Loyola Marymount	12/21/2020		05:23	1-1	1.000	0-0	.000	2-2	1.000	1	0	1	1.7	1	0	1	0	0	4	4.1	
New Mexico	01/15/2021		05:22	1-3	.333	0-0	.000	1-2	.500	1	0	1	1.6	1	0	1	0	0	3	4.0	
New Mexico	01/17/2021		13:28	5-9	.556	0-0	.000	0-0	.000	3	2	5	2.0	3	0	1	0	1	10	4.7	
at Utah St.	01/25/2021		07:00	0-2	.000	0-0	.000	2-4	.500	1	2	3	2.1	2	2	0	0	0	2	4.4	
at Utah St.	01/27/2021		13:00	2-6	.333	0-0	.000	3-4	.750	1	2	3	2.2	2	0	1	0	0	7	4.6	
Nevada	01/30/2021		08:22	0-1	.000	0-0	.000	0-0	.000	1	2	3	2.3	1	0	1	0	0	0	4.3	
Nevada	02/01/2021		16:21	1-4	.250	0-0	.000	2-4	.500	0	4	4	2.4	0	0	1	1	0	4	4.2	
at Air Force	02/05/2021		16:18	2-2	1.000	0-0	.000	1-2	.500	0	2	2	2.4	3	0	0	0	0	5	4.3	
at Air Force	02/07/2021		16:54	5-7	.714	0-0	.000	2-2	1.000	0	1	1	2.3	2	1	2	0	1	12	4.8	
Boise St.	02/10/2021		13:18	2-3	.667	0-0	.000	3-4	.750	2	3	5	2.4	1	0	1	2	0	7	4.9	
Boise St.	02/11/2021		09:55	2-3	.667	0-0	.000	4-5	.800	1	1	2	2.4	5	0	0	0	0	8	5.1	
Totals			0	185:33	26-56	.464	0-1	.000	35-49	.714	14	27	41	2.4	33	7	19	3	3	87	5.1

SEASON & CAREER HIGHS

POINTS

Season 12, twice
Career 12, twice

FIELD GOALS

Season 5, twice
Career 5, twice

FREE THROWS

Season 6, at CSU Fullerton (12/2)
Career 6, at CSU Fullerton (12/2/20)

THREE-POINTERS

Season
Career

REBOUNDS

Season 5, three times
Career 9, S Carolina St (11/23/19)

ASSISTS

Season 3, Northern Arizona (11/25)
Career 3, Northern Arizona (11/25/20)

STEALS

Season 1, three times
Career 2, Duke (11/14/19)

BLOCKS

Season 2, Boise State (2/10)
Career 2, Boise State (2/10/21)

TOTALS

DOUBLE-DOUBLES

Season
Career

10+ SCORING GAMES

Season 3
Career 3

10+ REBOUNDING GAMES

Season
Career

PLAYER NOTES

- ◆ Tied her career-high with 12 points on 5-of-7 shooting at Air Force (2/7)
- ◆ Scored 10 points on 5-of-9 shooting and added five rebounds against New Mexico (1/17)
- ◆ Reached double-figures for the first time with 12 points off the bench at CSU Fullerton (12/2)

LADY REBEL BASKETBALL

GAME NOTES - UNLV AT SAN DIEGO STATE • FEBRUARY 15 & 16 • SAN DIEGO, CALIFORNIA



#14 • BAILEY THOMAS

5-9 • Senior • Guard • Las Vegas, Nevada

CAREER STATISTICS

THOMAS, Bailey

SEASON	TEAM	GP-GS	MIN/AVG	Field Goals		3-Point		F-Throws		Rebounds				Scoring						
				FG-FGA	FG%	3FG-FGA	3FG%	FT-FTA	FT%	OFF	DEF	TOT	AVG	PF-FO	AST	TO	BLK	STL	PTS	AVG
2016-17	WVU	15-0	59/3.9	2-12	.167	1-8	.125	5-6	.833	1	1	2	0.1	8-0	3	1	1	5	10	0.7
2018-19	UNLV	30-23	744/24.8	29-81	.358	17-60	.283	13-22	.591	15	37	52	1.7	44-0	30	28	3	28	88	2.9
2019-20	UNLV	30-30	943/31.4	39-130	.300	25-84	.298	43-56	.768	17	56	73	2.4	50-0	47	45	5	52	146	4.9
2020-21	UNLV	19-19	686/36.1	59-168	.351	28-93	.301	47-63	.746	19	63	82	4.3	34-1	80	46	3	32	193	10.2
TOTAL FOR UNLV		79-72	2373/30.0	127-379	.335	70-237	.295	103-141	.730	51	156	207	2.6	128-1	157	119	11	112	427	5.4
TOTAL		94-72	2432/25.9	129-391	.330	71-245	.290	108-147	.735	52	157	209	2.2	136-1	160	120	12	117	437	4.6

GAME BY GAME STATISTICS

Opponent	Date	GS	MIN	Total		3-Pointers		Free throws		Rebounds				PF	A	T/O	BLK	STL	PTS	AVG	
				FG-FGA	PCT	3FG-FGA	PCT	FT-FTA	PCT	OFF	DEF	TOT	AVG								
Northern Ariz.	11/25/2020	*	29:54	4-9	.444	2-5	.400	0-0	.000	1	2	3	3.0	5	5	2	0	1	10	10.0	
at Cal St. Fullerton	12/02/2020	*	38:35	8-8	1.000	6-6	1.000	4-4	1.000	0	3	3	3.0	4	2	1	0	4	26	18.0	
Stanford	12/05/2020	*	36:09	3-9	.333	1-1	1.000	3-4	.750	0	0	2	0	0	1	3	0	1	10	15.3	
Wyoming	12/12/2020	*	40:00	0-4	.000	0-2	.000	0-0	.000	0	2	2	2.0	0	4	2	1	2	0	11.5	
Wyoming	12/14/2020	*	34:49	0-5	.000	0-2	.000	0-0	.000	1	4	5	2.6	3	3	4	0	1	0	9.2	
Pacific	12/20/2020	*	50:00	4-12	.333	2-9	.222	3-3	1.000	1	4	5	3.0	4	6	3	0	1	13	9.8	
Loyola Marymount	12/21/2020	*	37:03	1-5	.200	1-4	.250	4-4	1.000	2	5	7	3.6	2	7	2	0	2	7	9.4	
Colorado St.	01/07/2021	*	40:00	10-25	.400	5-14	.357	4-5	.800	2	3	5	3.8	2	6	6	1	3	29	11.9	
Colorado St.	01/09/2021	*	37:10	5-16	.313	2-8	.250	0-2	.000	1	7	8	4.2	1	1	2	0	1	12	11.9	
New Mexico	01/15/2021	*	35:25	3-9	.333	1-5	.200	1-2	.500	3	3	6	4.4	1	4	2	0	1	8	11.5	
New Mexico	01/17/2021	*	40:00	4-10	.400	1-5	.200	0-0	.000	3	5	8	4.7	1	6	1	0	2	9	11.3	
at Utah St.	01/25/2021	*	33:00	3-10	.300	3-8	.375	0-0	.000	1	7	8	5.0	2	8	0	0	1	9	11.1	
at Utah St.	01/27/2021	*	38:00	0-7	.000	0-5	.000	6-8	.750	0	2	2	4.8	0	7	2	1	5	6	10.7	
Nevada	01/30/2021	*	40:00	2-7	.286	1-4	.250	8-8	1.000	1	4	5	4.8	1	5	1	0	0	13	10.9	
Nevada	02/01/2021	*	30:27	1-5	.200	1-5	.200	2-4	.500	0	3	3	4.7	1	4	2	0	0	5	10.5	
at Air Force	02/05/2021	*	28:51	1-5	.200	0-1	.000	4-6	.667	1	1	2	4.5	1	2	1	0	2	6	10.2	
at Air Force	02/07/2021	*	36:29	4-8	.500	0-1	.000	1-2	.500	0	4	4	4.5	2	4	6	0	2	9	10.1	
Boise St.	02/10/2021	*	29:08	1-5	.200	0-3	.000	1-2	.500	2	1	3	4.4	0	2	3	0	0	3	9.7	
Boise St.	02/11/2021	*	31:12	5-9	.556	2-5	.400	6-9	.667	0	3	3	4.3	4	3	3	0	3	18	10.2	
Totals			19	686:11	59-168	.351	28-93	.301	47-63	.746	19	63	82	4.3	34	80	46	3	32	193	10.2

SEASON & CAREER HIGHS

POINTS

Season 29, Colorado State (1/7)
 Career 29, Colorado State (1/7/21)

FIELD GOALS

Season 10, Colorado State (1/7)
 Career 10, Colorado State (1/7/21)

FREE THROWS

Season 8, UNR (1/30)
 Career 8, UNR (1/30/21)

THREE-POINTERS

Season 6, at CSU Fullerton (12/2)
 Career 6, at CSU Fullerton (12/2/20)

REBOUNDS

Season 8, three times
 Career 8, four times

ASSISTS

Season 8, at Utah State (1/25)
 Career 8, at Utah State (1/25/21)

STEALS

Season 5, at Utah State (1/27)
 Career 5, at Utah State (1/27/21)

BLOCKS

Season 1, three times
 Career 2, CSU Fullerton (11/9/19)

TOTALS

DOUBLE-DOUBLES

Season
 Career

10+ SCORING GAMES

Season8
 Career11

10+ REBOUNDING GAMES

Season
 Career

PLAYER NOTES

- ◆ Is the first player in team history to be named a Senior CLASS Award candidate.
- ◆ Notched a team-high 18 points and added three rebounds, three assists and three steals on her Senior Day against Boise State (2/11)
- ◆ Exploded for a career-high 29 points in UNLV's 80-76 win over Colorado State (1/7), which included an 11-point fourth quarter. Added six assists, five rebounds and three steals in the contest.
- ◆ Turned in a perfect game at CSU Fullerton (12/2), going 8-of-8 from the floor, including 6-of-6 from three-point range, as well as 4-of-4 at the line for a career-high 26 points. The six three-pointers were also a new career high and just one off the school record. She also tied her career steals record with four.
- ◆ Set a career-high with five assists against Northern Arizona (11/25) in the season opener
- ◆ 2019-20 Mountain West Defensive Player of the Year
- ◆ Two-time Mountain West All-Defensive Selection



LADY REBEL BASKETBALL

GAME NOTES - UNLV AT SAN DIEGO STATE • FEBRUARY 15 & 16 • SAN DIEGO, CALIFORNIA



#15 • KEYANA WILFRED

6-3 • Sophomore • Center • Mitchell, Nebraska

CAREER STATISTICS

WILFRED, Keyana

		Field Goals		3-Point		F-Throws		Rebounds				Scoring								
SEASON	TEAM	GP-GS	MIN/AVG	FG-FGA	FG%	3FG-FGA	3FG%	FT-FTA	FT%	OFF	DEF	TOT	AVG	PF-FO	AST	TO	BLK	STL	PTS	AVG
2019-20	UNLV	15-0	61/4.1	3-11	.273	0-0	.000	4-6	.667	7	7	14	0.9	4-0	0	6	1	1	10	0.7
2020-21	UNLV	19-3	261/13.7	39-77	.506	0-1	.000	29-40	.725	35	36	71	3.7	24-1	11	27	5	5	107	5.6
TOTAL		34-3	322/9.5	42-88	.477	0-1	.000	33-46	.717	42	43	85	2.5	28-1	11	33	6	6	117	3.4

GAME BY GAME STATISTICS

Opponent	Date	GS	MIN	Total		3-Pointers		Free throws		Rebounds				PF	A	T/O	BLK	STL	PTS	AVG
				FG-FGA	PCT	3FG-3FGA	PCT	FT-FTA	PCT	OFF	DEF	TOT	AVG							
Northern Ariz.	11/25/2020	*	18:15	3-5	.600	0-0	.000	5-7	.714	4	6	10	10.0	2	1	3	0	0	11	11.0
at Cal St. Fullerton	12/02/2020	*	09:11	0-2	.000	0-0	.000	0-0	.000	2	1	3	6.5	4	0	3	1	1	0	5.5
Stanford	12/05/2020	*	15:19	0-2	.000	0-0	.000	0-0	.000	0	1	1	4.7	0	0	3	0	0	0	3.7
Wyoming	12/12/2020		23:55	6-9	.667	0-0	.000	6-8	.750	2	3	5	4.8	3	0	3	0	1	18	7.3
Wyoming	12/14/2020		18:33	5-7	.714	0-0	.000	1-2	.500	4	2	6	5.0	2	0	2	0	0	11	8.0
Pacific	12/20/2020		26:21	2-4	.500	0-0	.000	0-2	.000	0	3	3	4.7	5	2	5	0	0	4	7.3
Loyola Marymount	12/21/2020		08:14	0-3	.000	0-0	.000	0-2	.000	2	0	2	4.3	0	1	0	0	0	0	6.3
Colorado St.	01/07/2021		08:22	0-2	.000	0-0	.000	0-0	.000	0	1	1	3.9	1	0	0	0	0	0	5.5
Colorado St.	01/09/2021		19:06	7-10	.700	0-0	.000	1-1	1.000	3	1	4	3.9	0	1	0	0	0	15	6.6
New Mexico	01/15/2021		21:12	4-7	.571	0-0	.000	4-4	1.000	3	4	7	4.2	1	3	2	0	1	12	7.1
New Mexico	01/17/2021		12:57	1-4	.250	0-0	.000	0-0	.000	3	2	5	4.3	0	1	2	0	1	2	6.6
at Utah St.	01/25/2021		14:00	2-5	.400	0-0	.000	4-4	1.000	3	1	4	4.3	0	0	0	1	0	8	6.8
at Utah St.	01/27/2021		16:00	4-6	.667	0-0	.000	4-4	1.000	4	2	6	4.4	1	0	1	1	0	12	7.2
Nevada	01/30/2021		07:26	0-1	.000	0-1	.000	0-0	.000	0	2	2	4.2	0	0	1	0	0	0	6.6
Nevada	02/01/2021		15:02	1-1	1.000	0-0	.000	4-6	.667	3	3	6	4.3	3	2	0	0	0	6	6.6
at Air Force	02/05/2021		05:29	1-4	.250	0-0	.000	0-0	.000	0	2	2	4.2	0	0	0	1	0	2	6.3
at Air Force	02/07/2021		06:51	1-1	1.000	0-0	.000	0-0	.000	1	2	3	4.1	0	0	0	0	0	2	6.1
Boise St.	02/10/2021		08:03	2-3	.667	0-0	.000	0-0	.000	1	0	1	3.9	0	0	1	1	0	4	5.9
Boise St.	02/11/2021		06:39	0-1	.000	0-0	.000	0-0	.000	0	0	0	3.7	2	0	1	0	1	0	5.6
Totals			3 260:54	39-77	.506	0-1	.000	29-40	.725	35	36	71	3.7	24	11	27	5	5	107	5.6

SEASON & CAREER HIGHS

POINTS

Season 18, Wyoming (12/12)

Career 18, Wyoming (12/12/20)

FIELD GOALS

Season 7, Colorado State (1/9)

Career 7, Colorado State (1/9/21)

FREE THROWS

Season 6, Wyoming (12/12)

Career 6, Wyoming (12/12/20)

THREE-POINTERS

Season

Career

REBOUNDS

Season 10, Northern Arizona (11/25)

Career 10, Northern Arizona (11/25/20)

ASSISTS

Season 3, New Mexico (1/15)

Career 3, New Mexico (1/15/21)

STEALS

Season 1, three times

Career 1, four times

BLOCKS

Season 1, at CSU Fullerton (12/2)

Career 1, twice

TOTALS

DOUBLE-DOUBLES

Season 1

Career 1

10+ SCORING GAMES

Season 5

Career 5

10+ REBOUNDING GAMES

Season 1

Career 1

PLAYER NOTES

- ◆ Scored 18 points on 6-of-9 shooting in just 23 minutes of action in the 54-46 win over Wyoming (12/12)
- ◆ Posted her first career double-double with career-highs of 11 points and 10 rebounds against Northern Arizona (11/25)

LADY REBEL BASKETBALL

GAME NOTES - UNLV AT SAN DIEGO STATE • FEBRUARY 15 & 16 • SAN DIEGO, CALIFORNIA



#21 • DELAYNIE BYRNE

6-3 • Sophomore • Forward • Arvada, Colorado

CAREER STATISTICS

BYRNE, Delaynie

SEASON	TEAM	GP-GS	MIN/AVG	Field Goals		3-Point		F-Throws		Rebounds				Scoring						
				FG-FGA	FG%	3FG-FGA	3FG%	FT-FTA	FT%	OFF	DEF	TOT	AVG	PF	FO	AST	TO	BLK	STL	PTS
2018-19	MINN	17-0	85/5.0	5-21	.238	4-17	.235	2-4	.500	5	7	12	0.7	5-0	2	2	5	5	16	0.9
2020-21	UNLV	19-19	603/31.7	74-185	.400	36-102	.353	44-54	.815	34	103	137	7.2	24-0	22	37	24	14	228	12.0
TOTAL FOR UNLV		19-19	603/31.7	74-185	.400	36-102	.353	44-54	.815	34	103	137	7.2	24-0	22	37	24	14	228	12.0
TOTAL		36-19	688/19.1	79-206	.383	40-119	.336	46-58	.793	39	110	149	4.1	29-0	24	39	29	19	244	6.8

GAME BY GAME STATISTICS

Opponent	Date	GS	MIN	Total		3-Pointers		Free throws		Rebounds				PF	A	T/O	BLK	STL	PTS	AVG	
				FG-FGA	PCT	3FG-3FGA	PCT	FT-FTA	PCT	OFF	DEF	TOT	AVG								
Northern Ariz.	11/25/2020	*	30:31	6-14	.429	4-12	.333	2-4	.500	4	6	10	10.0	1	1	2	1	2	18	18.0	
at Cal St. Fullerton	12/02/2020	*	26:15	2-5	.400	1-4	.250	4-4	1.000	2	1	3	6.5	3	2	1	1	0	9	13.5	
Stanford	12/05/2020	*	29:03	1-9	.111	1-5	.200	1-4	.250	0	3	3	5.3	1	2	2	1	0	4	10.3	
Wyoming	12/12/2020	*	36:19	3-7	.429	2-4	.500	1-2	.500	1	10	11	6.8	3	0	0	2	0	9	10.0	
Wyoming	12/14/2020	*	30:56	2-8	.250	0-3	.000	3-4	.750	3	3	6	6.6	2	0	2	1	2	7	9.4	
Pacific	12/20/2020	*	38:00	7-14	.500	4-9	.444	0-0	.000	0	10	10	7.2	2	0	4	0	0	18	10.8	
Loyola Marymount	12/21/2020	*	35:59	7-12	.583	5-7	.714	5-5	1.000	3	8	11	7.7	0	2	1	0	0	24	12.7	
Colorado St.	01/07/2021	*	40:00	4-5	.800	2-2	1.000	0-0	.000	2	4	6	7.5	0	1	1	1	1	10	12.4	
Colorado St.	01/09/2021	*	32:06	4-9	.444	2-4	.500	0-0	.000	2	4	6	7.3	2	0	2	1	0	10	12.1	
New Mexico	01/15/2021	*	30:32	7-10	.700	4-6	.667	3-5	.600	1	4	5	7.1	0	2	1	1	0	21	13.0	
New Mexico	01/17/2021	*	29:35	7-16	.438	3-9	.333	6-6	1.000	1	6	7	7.1	1	2	2	0	3	23	13.9	
at Utah St.	01/25/2021	*	33:00	5-15	.333	2-7	.286	6-6	1.000	8	5	13	7.6	0	1	1	0	0	18	14.3	
at Utah St.	01/27/2021	*	24:00	2-5	.400	2-5	.400	2-2	1.000	1	2	3	7.2	3	0	5	1	0	8	13.8	
Nevada	01/30/2021	*	35:36	4-12	.333	2-6	.333	0-0	.000	1	8	9	7.4	1	1	1	6	2	10	13.5	
Nevada	02/01/2021	*	25:58	1-6	.167	0-2	.000	0-0	.000	0	4	4	7.1	2	1	1	0	0	2	12.7	
at Air Force	02/05/2021	*	24:12	1-8	.125	0-3	.000	2-2	1.000	1	3	4	6.9	0	0	3	0	1	4	12.2	
at Air Force	02/07/2021	*	36:48	4-12	.333	1-4	.250	4-4	1.000	1	9	10	7.1	2	1	4	4	0	13	12.2	
Boise St.	02/10/2021	*	26:25	3-9	.333	0-5	.000	0-0	.000	0	6	6	7.1	0	2	2	3	3	6	11.9	
Boise St.	02/11/2021	*	37:57	4-9	.444	1-5	.200	5-6	.833	3	7	10	7.2	1	4	2	1	0	14	12.0	
Totals			19	603:13	74-185	.400	36-102	.353	44-54	.815	34	103	137	7.2	24	22	37	24	14	228	12.0

SEASON & CAREER HIGHS

POINTS

Season24, Loyola Marymount (12/21)
 Career..... 24, Loyola Marymount (12/21/20)

FIELD GOALS

Season 7, four times
 Career 7, four times

FREE THROWS

Season 6, twice
 Career 6, twice

THREE-POINTERS

Season5, Loyola Marymount (12/21)
 Career..... 5, Loyola Marymount (12/21/20)

REBOUNDS

Season 13, at Utah State (1/25)
 Career..... 13, at Utah State (1/25/21)

ASSISTS

Season4, Boise State (2/10)
 Career4, Boise State (2/10/21)

STEALS

Season3, twice
 Career3, twice

BLOCKS

Season 6, UNR (1/30)
 Career 6, UNR (1/30/21)

TOTALS

DOUBLE-DOUBLES

Season6
 Career6

10+ SCORING GAMES

Season11
 Career11

10+ REBOUNDING GAMES

Season7
 Career7

PLAYER NOTES

- ◆ Earned her sixth double-double of the season with 14 points and 10 rebounds against Boise State (2/11)
- ◆ Recorded the most blocks by a Lady Rebel in six years with six against UNR (1/30)
- ◆ Posted back-to-back 20 point performances (21 on 1/15 and 23 on 1/17) against New Mexico, giving her three in a five-game stretch.
- ◆ Named MW Player of the Week (Dec. 28) after her record-setting performance against LMU
- ◆ Scored a career-high 24 points, including a run of 11 straight points in the first quarter, while hitting a career-best five three-pointers and going 5-of-5 at the line in UNLV's win over LMU (12/21). Also added 11 rebounds for her second straight double-double
- ◆ Set or tied a career-high in every single category in her debut as a Lady Rebel as she posted team-highs in points (18) and rebounds (10) for her first career double-double against Northern Arizona (11/25). Also hit a team-high four three-pointers in the game.
- ◆ Transfer from Minnesota, sat out the 2019-20 due to NCAA transfer rules



LADY REBEL BASKETBALL

GAME NOTES - UNLV AT SAN DIEGO STATE • FEBRUARY 15 & 16 • SAN DIEGO, CALIFORNIA



#22 • TIANNA CARTER

6-1 • RS-Freshman • Forward • Tucson, Arizona

CAREER STATISTICS

CARTER, Tianna

SEASON TEAM	GP-GS	MIN/AVG	Field Goals		3-Point		F-Throws		Rebounds				Scoring						
			FG-FGA	FG%	3FG-FGA	3FG%	FT-FTA	FT%	OFF	DEF	TOT	AVG	PF-FO	AST	TO	BLK	STL	PTS	AVG
2020-21 UNLV	12-0	78/6.5	3-23	.130	0-12	.000	11-15	.733	5	17	22	1.8	2-0	3	7	2	6	17	1.4
TOTAL	12-0	78/6.5	3-23	.130	0-12	.000	11-15	.733	5	17	22	1.8	2-0	3	7	2	6	17	1.4

GAME BY GAME STATISTICS

Opponent	Date	GS	MIN	Total		3-Pointers		Free throws		Rebounds				PF	A	T/O	BLK	STL	PTS	AVG		
				FG-FGA	PCT	3FG-3FGA	PCT	FT-FTA	PCT	OFF	DEF	TOT	AVG									
Northern Ariz.	11/25/2020		04:50	0-1	.000	0-0	.000	0-0	.000	0	0	0	0.0	0	0	0	0	0	0.0			
at Cal St. Fullerton	12/02/2020		12:20	0-3	.000	0-1	.000	2-2	1.000	0	3	3	1.5	0	1	1	0	1	2	1.0		
Stanford	12/05/2020		03:56	0-3	.000	0-3	.000	0-0	.000	1	1	2	1.7	0	1	0	0	0	0.7			
Wyoming	12/14/2020		07:33	1-3	.333	0-2	.000	1-2	.500	0	3	3	2.0	0	0	1	0	0	3	1.3		
Pacific	12/20/2020		06:36	0-2	.000	0-2	.000	0-0	.000	0	2	2	2.0	0	0	0	0	0	1.0			
Loyola Marymount	12/21/2020		04:01	0-0	.000	0-0	.000	1-2	.500	0	0	0	1.7	0	0	0	1	0	1.0			
Colorado St.	01/07/2021		07:56	0-1	.000	0-1	.000	0-0	.000	1	3	4	2.0	1	0	1	0	0	0.9			
Colorado St.	01/09/2021		05:04	0-1	.000	0-1	.000	0-0	.000	0	0	0	1.8	0	0	1	0	1	0.8			
New Mexico	01/15/2021		03:47	2-2	1.000	0-0	.000	2-3	.667	0	1	1	1.7	0	0	0	0	0	6	1.3		
New Mexico	01/17/2021		02:20	0-0	.000	0-0	.000	0-0	.000	0	0	0	1.5	1	0	1	0	0	1.2			
at Utah St.	01/25/2021		07:00	0-4	.000	0-2	.000	5-6	.833	2	1	3	1.6	0	0	1	0	1	5	1.5		
Boise St.	02/10/2021		12:43	0-3	.000	0-0	.000	0-0	.000	1	3	4	1.8	0	1	1	1	3	0	1.4		
Totals				0	78:05	3-23	.130	0-12	.000	11-15	.733	5	17	22	1.8	2	3	7	2	6	17	1.4

SEASON & CAREER HIGHS

POINTS

Season 6, New Mexico (1/15)

Career 6, New Mexico (1/15/21)

FIELD GOALS

Season 2, New Mexico (1/15)

Career 2, New Mexico (1/15/21)

FREE THROWS

Season 5, at Utah State (1/25)

Career 5, at Utah State (1/25/21)

THREE-POINTERS

Season

Career

REBOUNDS

Season 4, twice

Career 4, twice

ASSISTS

Season 1, three times

Career 1, three times

STEALS

Season 3, Boise State (2/10)

Career 3, Boise State (2/10/21)

BLOCKS

Season 1, twice

Career 1, twice

TOTALS

DOUBLE-DOUBLES

Season

Career

10+ SCORING GAMES

Season

Career

10+ REBOUNDING GAMES

Season

Career

PLAYER NOTES

- ◆ Grabbed a career-high three steals against Boise State (2/10)
- ◆ Had her best game at UNLV with six points, all in the first half, in UNLV's 78-60 victory over New Mexico (1/15)
- ◆ Posted her first career points and rebounds as a Lady Rebel with two and three, respectively at CSU

LADY REBEL BASKETBALL

GAME NOTES - UNLV AT SAN DIEGO STATE • FEBRUARY 15 & 16 • SAN DIEGO, CALIFORNIA



#23 • DESI-RAE YOUNG

6-1 • Freshman • Forward • Las Vegas, Nevada

CAREER STATISTICS

YOUNG, Desi-rae

SEASON TEAM	GP-GS	MIN/AVG	Field Goals		3-Point		F-Throws		Rebounds				Scoring						
			FG-FGA	FG%	3FG-FGA	3FG%	FT-FTA	FT%	OFF	DEF	TOT	AVG	PF-FO	AST	TO	BLK	STL	PTS	AVG
2020-21 UNLV	19-16	404/21.3	82-161	.509	0-0	.000	57-92	.620	38	77	115	6.1	52-2	16	39	6	18	221	11.6
TOTAL	19-16	404/21.3	82-161	.509	0-0	.000	57-92	.620	38	77	115	6.1	52-2	16	39	6	18	221	11.6

GAME BY GAME STATISTICS

Opponent	Date	GS	MIN	Total		3-Pointers		Free throws		Rebounds				PF	A	T/O	BLK	STL	PTS	AVG
				FG-FGA	PCT	3FG-3FGA	PCT	FT-FTA	PCT	OFF	DEF	TOT	AVG							
Northern Ariz.	11/25/2020		12:07	4-4	1.000	0-0	.000	3-3	1.000	2	4	6	6.0	4	0	0	3	0	11	11.0
at Cal St. Fullerton	12/02/2020		10:41	4-6	.667	0-0	.000	2-5	.400	2	2	4	5.0	5	2	3	0	0	10	10.5
Stanford	12/05/2020		19:48	2-5	.400	0-0	.000	6-9	.667	2	2	4	4.7	3	0	2	0	2	10	10.3
Wyoming	12/12/2020	*	16:50	4-8	.500	0-0	.000	1-2	.500	2	6	8	5.5	1	0	4	0	0	9	10.0
Wyoming	12/14/2020	*	22:02	9-13	.692	0-0	.000	2-4	.500	2	1	3	5.0	1	0	2	0	0	20	12.0
Pacific	12/20/2020	*	20:57	3-8	.375	0-0	.000	3-4	.750	2	5	7	5.3	5	0	3	0	2	9	11.5
Loyola Marymount	12/21/2020	*	26:23	4-10	.400	0-0	.000	7-7	1.000	3	2	5	5.3	3	1	3	0	1	15	12.0
Colorado St.	01/07/2021	*	23:42	6-8	.750	0-0	.000	4-7	.571	3	9	12	6.1	3	1	2	0	1	16	12.5
Colorado St.	01/09/2021	*	23:44	2-10	.200	0-0	.000	0-2	.000	2	6	8	6.3	2	0	1	0	2	4	11.6
New Mexico	01/15/2021	*	19:07	2-10	.200	0-0	.000	3-4	.750	1	6	7	6.4	0	3	2	0	2	7	11.1
New Mexico	01/17/2021	*	16:08	6-7	.857	0-0	.000	3-6	.500	0	1	1	5.9	2	2	3	0	1	15	11.5
at Utah St.	01/25/2021	*	19:00	6-6	1.000	0-0	.000	2-2	1.000	0	7	7	6.0	2	1	2	0	0	14	11.7
at Utah St.	01/27/2021	*	27:00	6-11	.545	0-0	.000	3-7	.429	5	6	11	6.4	4	1	4	0	3	15	11.9
Nevada	01/30/2021	*	28:36	3-7	.429	0-0	.000	1-4	.250	2	3	5	6.3	3	2	1	0	0	7	11.6
Nevada	02/01/2021	*	22:24	5-9	.556	0-0	.000	4-6	.667	1	3	4	6.1	2	2	3	0	1	14	11.7
at Air Force	02/05/2021	*	30:56	5-9	.556	0-0	.000	5-8	.625	2	7	9	6.3	2	0	1	1	1	15	11.9
at Air Force	02/07/2021	*	19:27	3-6	.500	0-0	.000	2-3	.667	1	2	3	6.1	4	0	2	2	0	8	11.7
Boise St.	02/10/2021	*	19:32	3-11	.273	0-0	.000	2-3	.667	1	0	1	5.8	3	1	0	0	0	8	11.5
Boise St.	02/11/2021	*	25:29	5-13	.385	0-0	.000	4-6	.667	5	5	10	6.1	3	0	1	0	2	14	11.6

SEASON & CAREER HIGHS

POINTS

Season 20, Wyoming (12/14)
 Career 20, Wyoming (12/14/20)

FIELD GOALS

Season 9, Wyoming (12/14)
 Career 9, Wyoming (12/14/20)

FREE THROWS

Season 7, Loyola Marymount (12/21)
 Career 7, Loyola Marymount (12/21/20)

THREE-POINTERS

Season
 Career

REBOUNDS

Season 12, Colorado State (1/7)
 Career 12, Colorado State (1/7/21)

ASSISTS

Season 3, New Mexico (1/15)
 Career 3, New Mexico (1/15/21)

STEALS

Season 3, at Utah State (1/27)
 Career 3, at Utah State (1/27/21)

BLOCKS

Season 3, Northern Arizona (11/25)
 Career Northern Arizona (11/25/20)

TOTALS

DOUBLE-DOUBLES

Season 3
 Career 3

10+ SCORING GAMES

Season 12
 Career 12

10+ REBOUNDING GAMES

Season 3
 Career 3

PLAYER NOTES

- ◆ Currently is the top scoring and rebounding freshman in the Mountain West
- ◆ Has a team-high 12 double-figure scoring games in UNLV's first 19 games this season.
- ◆ Scored nine of her game-high 15 points in the fourth quarter, including the game-winning three-point play with 40 seconds left in UNLV's 52-49 victory at Air Force (2/5)
- ◆ Posted team-highs of 15 points and 11 rebounds for a double-double along with a career-high three steals in the 73-62 win at Utah State (1/27)
- ◆ Claimed her first career double-double with 16 points and 12 rebounds against Colorado State (1/7)
- ◆ Notched 15 points and went 7-for-7 from the line against LMU (12/21)
- ◆ Season-high 20 points on 9-of-13 shooting against Wyoming (12/14)
- ◆ Third straight double-figure scoring game off the bench with 10 against Stanford (12/5)
- ◆ In her first career collegiate, was perfect from the floor (3-of-3) and at the line (4-of-4) for 11 points against Northern Arizona (11/25)
- ◆ One of three Las Vegas natives on this year's team



LADY REBEL BASKETBALL

GAME NOTES - UNLV AT SAN DIEGO STATE • FEBRUARY 15 & 16 • SAN DIEGO, CALIFORNIA



SEASON & CAREER HIGHS

POINTS

Season28, twice
Career28, twice

FIELD GOALS

Season 10, UNR (1/30)
Career 10, UNR (1/30/21)

FREE THROWS

Season 8, Pacific (12/20)
Career 8, Pacific (12/20/20)

THREE-POINTERS

Season 6, twice
Career 6, twice

REBOUNDS

Season 12, Pacific (12/20)
Career 12, Pacific (12/20/20)

ASSISTS

Season 4, at Utah State (1/27)
Career 5, at CSU Fullerton (12/1/18)

STEALS

Season 3, three times
Career 4, Westcliff (11/26/18)

BLOCKS

Season 1, twice
Career 1, three times

TOTALS

DOUBLE-DOUBLES

Season1
Career1

10+ SCORING GAMES

Season12
Career12

10+ REBOUNDING GAMES

Season1
Career1

#30 • NIA JOHNSON

5-8 • Junior • Guard • Sacramento, California

CAREER STATISTICS

JOHNSON, Nia

SEASON	TEAM	GP-GS	MIN/AVG	Field Goals		3-Point		F-Throws		Rebounds				Scoring						
				FG-FGA	FG%	3FG-FGA	3FG%	FT-FTA	FT%	OFF	DEF	TOT	AVG	PF-FO	AST	T/O	BLK	STL	PTS	AVG
2018-19	CSUB	28-1	251/9.0	18-66	.273	8-36	.222	10-18	.556	13	19	32	1.1	29-0	20	17	1	13	54	1.9
2020-21	UNLV	19-19	499/26.2	75-222	.338	29-92	.315	48-62	.774	20	62	82	4.3	44-1	33	35	2	22	227	11.9
TOTAL FOR UNLV		19-19	499/26.2	75-222	.338	29-92	.315	48-62	.774	20	62	82	4.3	44-1	33	35	2	22	227	11.9
TOTAL		47-20	750/16.0	93-288	.323	37-128	.289	58-80	.725	33	81	114	2.4	73-1	53	52	3	35	281	6.0

GAME BY GAME STATISTICS

Opponent	Date	GS	MIN	Total		3-Pointers		Free throws		Rebounds				PF	A	T/O	BLK	STL	PTS	AVG	
				FG-FGA	PCT	3FG-3FGA	PCT	FT-FTA	PCT	OFF	DEF	TOT	AVG								
Northern Ariz.	11/25/2020	*	14:58	0-9	.000	0-3	.000	0-0	.000	1	4	5	5.0	4	1	2	0	0	0	0.0	
at Cal St. Fullerton	12/02/2020	*	15:42	1-9	.111	1-5	.200	0-0	.000	1	3	4	4.5	2	1	1	0	1	3	1.5	
Stanford	12/05/2020	*	18:54	3-10	.300	3-5	.600	3-4	.750	1	4	5	4.7	1	0	1	0	0	12	5.0	
Wyoming	12/12/2020	*	17:39	2-6	.333	1-5	.200	2-2	1.000	0	3	3	4.3	4	1	3	1	0	7	5.5	
Wyoming	12/14/2020	*	26:42	4-10	.400	2-6	.333	2-2	1.000	0	0	0	3.4	5	0	1	0	1	12	6.8	
Pacific	12/20/2020	*	45:49	5-14	.357	1-6	.167	8-10	.800	6	6	12	4.8	1	3	2	0	1	19	8.8	
Loyola Marymount	12/21/2020	*	23:23	2-9	.222	0-4	.000	5-6	.833	1	3	4	4.7	3	2	1	0	3	9	8.9	
Colorado St.	01/07/2021	*	38:13	5-13	.385	2-5	.400	4-5	.800	0	6	6	4.9	4	2	3	0	1	16	9.8	
Colorado St.	01/09/2021	*	30:00	4-15	.267	0-4	.000	2-2	1.000	1	3	4	4.8	4	0	1	0	0	10	9.8	
New Mexico	01/15/2021	*	27:07	3-12	.250	1-3	.333	0-0	.000	2	5	7	5.0	2	3	1	0	3	7	9.5	
New Mexico	01/17/2021	*	11:59	1-4	.250	0-1	.000	0-0	.000	0	2	2	4.7	1	1	2	0	1	2	8.8	
at Utah St.	01/25/2021	*	24:00	5-12	.417	1-2	.500	2-4	.500	1	3	4	4.7	0	1	0	0	0	13	9.2	
at Utah St.	01/27/2021	*	27:00	3-10	.300	1-4	.250	3-6	.500	1	1	2	4.5	2	4	2	0	2	10	9.2	
Nevada	01/30/2021	*	32:55	10-19	.526	6-11	.545	2-2	1.000	2	4	6	4.6	1	3	0	1	1	28	10.6	
Nevada	02/01/2021	*	35:21	8-14	.571	6-10	.600	6-6	1.000	1	3	4	4.5	2	2	7	0	1	28	11.7	
at Air Force	02/05/2021	*	26:42	3-13	.231	1-6	.167	2-2	1.000	2	3	5	4.6	3	2	2	0	0	9	11.6	
at Air Force	02/07/2021	*	27:52	7-10	.700	1-1	1.000	2-3	.667	0	4	4	4.5	1	1	2	0	2	17	11.9	
Boise St.	02/10/2021	*	20:52	4-15	.267	1-6	.167	3-6	.500	0	3	3	4.4	2	3	1	0	2	12	11.9	
Boise St.	02/11/2021	*	33:30	5-18	.278	1-5	.200	2-2	1.000	0	2	2	4.3	2	2	3	0	3	13	11.9	
Totals			19	498:38	75-222	.338	29-92	.315	48-62	.774	20	62	82	4.3	44	33	35	2	22	227	11.9

PLAYER NOTES

- ◆ Picked up first career Mountain West Player of the Week honor (Feb. 2) after averaging just under 20 points over four games. That included back-to-back 28-point games against UNR, making her the only player in the MW to score 28 or more points in back-to-back games. She also drained a career-high six three-pointers in both games as well, while the 28-point games easily passed her previous high of 19.
- ◆ Turned in 19 points and 12 rebounds for a double-double in the overtime loss to Pacific (12/20)
- ◆ Second career double-figure game as a Lady Rebel with 12 against Wyoming (12/14)
- ◆ Set a then new career-highs in points and three-pointers made with 12 and three, respectively, against Stanford (12/5)
- ◆ Junior college transfer from Diablo Valley College, where she averaged 20.9 points and earned All-State First Team honors and All-Big 8 Conference recognition as a sophomore in 2019-20
- ◆ Played her freshman season at CSU Bakersfield and appeared in 28 games with 54 points

LADY REBEL BASKETBALL

GAME NOTES - UNLV AT SAN DIEGO STATE • FEBRUARY 15 & 16 • SAN DIEGO, CALIFORNIA



#34 • CITLALLI GURROLA

5-6 • Sophomore • Guard • Spring Valley, California

CAREER STATISTICS

GURROLA, Citalli

SEASON	TEAM	GP-GS	MIN	Field Goals			3-Point		F-Throws		Rebounds				Scoring					
				FG-FGA	FG%	3FG-FGA	3FG%	FT-FTA	FT%	OFF	DEF	TOT	AVG	PF	FO	AST	TO	BLK	STL	PTS
2019-20	UNLV	1-0	3/2.6	1-2	.500	1-2	.500	0-0	.000	0	0	0	0.0	0-0	0	0	0	0	3	3.0
2020-21	UNLV	3-0	6/2.1	0-1	.000	0-1	.000	0-0	.000	0	0	0	0.0	0-0	1	0	0	0	0	0.0
TOTAL		4-0	9/2.2	1-3	.333	1-3	.333	0-0	.000	0	0	0	0.0	0-0	1	0	0	0	3	0.8

GAME BY GAME STATISTICS

Opponent	Date	GS	MIN	Total		3-Pointers		Free throws		Rebounds				PF	A	T/O	BLK	STL	PTS	AVG
				FG-FGA	PCT	3FG-3FGA	PCT	FT-FTA	PCT	OFF	DEF	TOT	AVG							
Loyola Marymount	12/21/2020		01:26	0-1	.000	0-1	.000	0-0	.000	0	0	0	0.0	0	0	0	0	0	0	0.0
at Utah St.	01/25/2021		03:00	0-0	.000	0-0	.000	0-0	.000	0	0	0	0.0	0	0	0	0	0	0	0.0
Boise St.	02/10/2021		01:54	0-0	.000	0-0	.000	0-0	.000	0	0	0	0.0	0	1	0	0	0	0	0.0
Totals			06:20	0-1	.000	0-1	.000	0-0	.000	0	0	0	0.0	0	1	0	0	0	0	0.0

SEASON & CAREER HIGHS

POINTS

Season
 Career 3, Utah State (2/5/20)

FIELD GOALS

Season
 Career 1, Utah State (2/5/20)

FREE THROWS

Season
 Career

THREE-POINTERS

Season
 Career 1, Utah State (2/5/20)

REBOUNDS

Season
 Career

ASSISTS

Season 1, Boise State (2/10)
 Career 1, Boise State (2/10/21)

STEALS

Season
 Career

BLOCKS

Season
 Career

TOTALS

DOUBLE-DOUBLES

Season
 Career

10+ SCORING GAMES

Season
 Career

10+ REBOUNDING GAMES

Season
 Career

PLAYER NOTES

- ◆ Recorded her career collegiate assist against Boise State (2/10)
- ◆ Made her first appearance this year in the win over Loyola Marymount (12/21)
- ◆ Walk-on on this year's squad



LADY REBEL BASKETBALL

GAME NOTES - UNLV AT SAN DIEGO STATE • FEBRUARY 15 & 16 • SAN DIEGO, CALIFORNIA



2020-21 UNLV Women's Basketball Combined Team Statistics All games

Page 1/1
as of Feb 12, 2021

Game Records

Record	Overall	Home	Away	Neutral
ALL GAMES	11-8	6-8	5-0	0-0
CONFERENCE	9-5	5-5	4-0	0-0
NON-CONFERENCE	2-3	1-3	1-0	0-0

Score by Periods

Team	1st	2nd	3rd	4th	OT	TOT
UNLV	343	364	301	308	15	1331
Opponents	333	362	284	288	17	1284

Team Box Score

No.	Player	Total			3-Point		F-Throw		Rebounds				Other									
		GP-GS	MIN	AVG	FG-FGA	FG%	3FG-FGA	3FG%	FT-FTA	FT%	OFF	DEF	TOT	AVG	PF	DQ	A	TO	BLK	STL	PTS	AVG
21	BYRNE, Delaynie	19-19	603:13	31.7	74-185	.400	36-102	.353	44-54	.815	34	103	137	7.2	24	0	22	37	24	14	228	12.0
30	JOHNSON, Nia	19-19	498:38	26.2	75-222	.338	29-92	.315	48-62	.774	20	62	82	4.3	44	1	33	35	2	22	227	11.9
23	YOUNG, Desi-Rae	19-16	403:54	21.3	82-161	.509	0-0	.000	57-92	.620	38	77	115	6.1	52	2	16	39	6	18	221	11.6
14	THOMAS, Bailey	19-19	686:11	36.1	59-168	.351	28-93	.301	47-63	.746	19	63	82	4.3	34	1	80	46	3	32	193	10.2
5	THOMAS, Jade	19-19	670:10	35.3	56-157	.357	35-106	.330	20-30	.667	15	65	80	4.2	31	0	30	29	4	21	167	8.8
15	WILFRED, Keyana	19-3	260:54	13.7	39-77	.506	0-1	.000	29-40	.725	35	36	71	3.7	24	1	11	27	5	5	107	5.6
12	BLOUNT, Anna	17-0	185:33	10.9	26-56	.464	0-1	.000	35-49	.714	14	27	41	2.4	33	1	7	19	3	3	87	5.1
10	BUCKLEY, Jacinta	19-0	235:20	12.4	19-67	.284	6-26	.231	6-7	.857	16	35	51	2.7	18	0	12	10	3	3	50	2.6
2	SINGLETON, Jasmine	17-0	221:41	13.0	8-30	.267	2-6	.333	16-31	.516	7	28	35	2.1	16	0	27	27	1	18	34	2.0
22	CARTER, Tianna	12-0	78:05	6.5	3-23	.130	0-12	.000	11-15	.733	5	17	22	1.8	2	0	3	7	2	6	17	1.4
34	GURROLA, Citalli	3-0	06:20	2.1	0-1	.000	0-1	.000	0-0	.000	0	0	0	0.0	0	0	1	0	0	0	0	0.0
Team											38	46	84					14				
Total		19	3850		441-1147	.384	136-440	.309	313-443	.707	241	559	800	42.1	278	6	242	290	53	142	1331	70.1
Opponents		19	3848		484-1230	.393	133-438	.304	183-260	.704	217	523	740	38.9	390	9	273	275	82	147	1284	67.6

Team Statistics

	UNLV	OPP
Scoring	1331	1284
Points per game	70.1	67.6
Scoring margin	+2.5	-
Field goals-att	441-1147	484-1230
Field goal pct	.384	.393
3 point fg-att	136-440	133-438
3-point FG pct	.309	.304
3-pt FG made per game	7.2	7.0
Free throws-att	313-443	183-260
Free throw pct	.707	.704
F-Throws made per game	16.5	9.6
Rebounds	800	740
Rebounds per game	42.1	38.9
Rebounding margin	+3.2	-
Assists	242	273
Assists per game	12.7	14.4
Turnovers	290	275
Turnovers per game	15.3	14.5
Turnover margin	-0.8	-
Assist/turnover ratio	0.8	1.0
Steals	142	147
Steals per game	7.5	7.7
Blocks	53	82
Blocks per game	2.8	4.3
Winning streak	1	-
Home win streak	1	-
Attendance	223	571
Home games-Avg/Game	14-16	5-114
Neutral site-Avg/Game	-	0-0

Team Results

Date	Opponent	Score	Att.
11/25/2020	Northern Ariz.	L 75-79	0
12/02/2020	at Cal St. Fullerton	W 81-67	44
12/05/2020	Stanford	L 54-101	0
12/12/2020	Wyoming	W 54-46	0
12/14/2020	Wyoming	L 62-67	0
12/20/2020	Pacific	Lot2 75-77	4
12/21/2020	Loyola Marymount	W 94-59	6
01/07/2021	Colorado St.	W 80-76	5
01/09/2021	Colorado St.	L 58-67	0
01/15/2021	New Mexico	W 78-60	0
01/17/2021	New Mexico	L 73-81	8
01/25/2021	at Utah St.	W 89-59	265
01/27/2021	at Utah St.	W 73-62	262
01/30/2021	Nevada	W 62-57	50
02/01/2021	Nevada	L 70-73	50
02/05/2021	at Air Force	W 52-49	0
02/07/2021	at Air Force	W 68-57	0
02/10/2021	Boise St.	L 59-85	50
02/11/2021	Boise St.	W 74-62	50

LADY REBEL BASKETBALL

GAME NOTES - UNLV AT SAN DIEGO STATE • FEBRUARY 15 & 16 • SAN DIEGO, CALIFORNIA



2020-21 UNLV Women's Basketball Combined Team Statistics In Conference games

Page 1/1
as of Feb 12, 2021

Game Records

Record	Overall	Home	Away	Neutral
ALL GAMES	9-5	5-5	4-0	0-0
CONFERENCE	9-5	5-5	4-0	0-0
NON-CONFERENCE	0-0	0-0	0-0	0-0

Score by Periods

Team	1st	2nd	3rd	4th	OT	TOT
UNLV	257	266	210	219	0	952
Opponents	245	258	198	200	0	901

Team Box Score

No.	Player	Total			3-Point		F-Throw		Rebounds				Other Stats									
		GP-GS	MIN	AVG	FG-FGA	FG%	3FG-FGA	3FG%	FT-FTA	FT%	OFF	DEF	TOT	AVG	PF	DQ	A	TO	BLK	STL	PTS	AVG
30	JOHNSON, Nia	14-14	379:52	27.1	64-171	.374	24-69	.348	32-42	.762	10	42	52	3.7	33	1	26	28	2	17	184	13.1
23	YOUNG, Desi-Rae	14-14	313:57	22.4	65-128	.508	0-0	.000	36-64	.563	27	62	89	6.4	32	0	13	28	3	13	166	11.9
21	BYRNE, Delaynie	14-14	443:24	31.7	51-131	.389	21-65	.323	32-37	.865	25	75	100	7.1	17	0	15	27	21	12	155	11.1
14	THOMAS, Bailey	14-14	494:30	35.3	39-125	.312	16-68	.235	33-48	.688	15	49	64	4.6	19	0	59	35	3	23	127	9.1
5	THOMAS, Jade	14-14	487:56	34.9	35-110	.318	20-75	.267	13-18	.722	10	55	65	4.6	24	0	22	21	3	16	103	7.4
15	WILFRED, Keyana	14-0	183:35	13.1	34-61	.557	0-1	.000	24-29	.828	27	25	52	3.7	13	0	7	13	4	4	92	6.6
12	BLOUNT, Anna	12-0	123:49	10.3	20-40	.500	0-0	.000	18-27	.667	10	20	30	2.5	20	1	3	10	3	2	58	4.8
10	BUCKLEY, Jacinta	14-0	166:21	11.9	11-38	.289	4-17	.235	6-7	.857	9	29	38	2.7	15	0	8	5	1	1	32	2.3
22	CARTER, Tianna	7-0	46:23	6.6	3-14	.214	0-6	.000	8-11	.727	4	11	15	2.1	2	0	1	6	1	5	14	2.0
2	SINGLETON, Jasmine	12-0	155:19	12.9	5-24	.208	1-4	.250	10-23	.435	5	21	26	2.2	10	0	22	13	1	11	21	1.8
34	GURROLA, Citalli	2-0	04:54	2.5	0-0	.000	0-0	.000	0-0	.000	0	0	0	0.0	0	0	1	0	0	0	0	0.0
Team											33	28	61				9					
Total		14	2800		327-842	.388	86-305	.282	212-306	.693	175	417	592	42.3	185	2	177	195	42	104	952	68.0
Opponents		14	2800		340-893	.381	99-332	.298	122-173	.705	159	386	545	38.9	284	8	190	192	61	100	901	64.4

Team Statistics

	UNLV	OPP
Scoring	952	901
Points per game	68.0	64.4
Scoring margin	+3.6	-
Field goals-att	327-842	340-893
Field goal pct	.388	.381
3 point fg-att	86-305	99-332
3-point FG pct	.282	.298
3-pt FG made per game	6.1	7.1
Free throws-att	212-306	122-173
Free throw pct	.693	.705
F-Throws made per game	15.1	8.7
Rebounds	592	545
Rebounds per game	42.3	38.9
Rebounding margin	+3.4	-
Assists	177	190
Assists per game	12.6	13.6
Turnovers	195	192
Turnovers per game	13.9	13.7
Turnover margin	-0.2	-
Assist/turnover ratio	0.9	1.0
Steals	104	100
Steals per game	7.4	7.1
Blocks	42	61
Blocks per game	3.0	4.4
Winning streak	1	-
Home win streak	1	-
Attendance	213	527
Home games-Avg/Game	10-21	4-132
Neutral site-Avg/Game	-	0-0

Team Results

Date	Opponent		Score	Att.
12/12/2020	Wyoming	W	54-46	0
12/14/2020	Wyoming	L	62-67	0
01/07/2021	Colorado St.	W	80-76	5
01/09/2021	Colorado St.	L	58-67	0
01/15/2021	New Mexico	W	78-60	0
01/17/2021	New Mexico	L	73-81	8
01/25/2021	at Utah St.	W	89-59	265
01/27/2021	at Utah St.	W	73-62	262
01/30/2021	Nevada	W	62-57	50
02/01/2021	Nevada	L	70-73	50
02/05/2021	at Air Force	W	52-49	0
02/07/2021	at Air Force	W	68-57	0
02/10/2021	Boise St.	L	59-85	50
02/11/2021	Boise St.	W	74-62	50



LADY REBEL BASKETBALL

GAME NOTES - UNLV AT SAN DIEGO STATE • FEBRUARY 15 & 16 • SAN DIEGO, CALIFORNIA



2020-21 UNLV Women's Basketball Season Schedule/Results & Leaders All games

Page 1/1
as of Feb 12, 2021

Game Records

Record	Overall	Home	Away	Neutral
ALL GAMES	11-8	6-8	5-0	0-0
CONFERENCE	9-5	5-5	4-0	0-0
NON-CONFERENCE	2-3	1-3	1-0	0-0

Team Results

Date	Opponent		Score	Att.	High Points	High Rebounds
11/25/2020	Northern Ariz.	L	75-79	0	(18) BYRNE, Delaynie	(10) BYRNE, Delaynie (10) WILFRED, Keyana
12/02/2020	at Cal St. Fullerton	W	81-67	44	(26) THOMAS, Bailey	(5) BLOUNT, Anna
12/05/2020	Stanford	L	54-101	0	(12) JOHNSON, Nia	(5) JOHNSON, Nia (5) BUCKLEY, Jacinta
12/12/2020	Wyoming	W	54-46	0	(18) WILFRED, Keyana	(11) BYRNE, Delaynie
12/14/2020	Wyoming	L	62-67	0	(20) YOUNG, Desi-Rae	(6) BYRNE, Delaynie (6) WILFRED, Keyana
12/20/2020	Pacific	Lot2	75-77	4	(19) JOHNSON, Nia	(12) JOHNSON, Nia
12/21/2020	Loyola Marymount	W	94-59	6	(24) BYRNE, Delaynie (24) THOMAS, Jade	(11) BYRNE, Delaynie
01/07/2021	Colorado St.	W	80-76	5	(29) THOMAS, Bailey	(12) YOUNG, Desi-Rae
01/09/2021	Colorado St.	L	58-67	0	(15) WILFRED, Keyana	(8) THOMAS, Bailey (8) YOUNG, Desi-Rae
01/15/2021	New Mexico	W	78-60	0	(21) BYRNE, Delaynie	(8) BUCKLEY, Jacinta
01/17/2021	New Mexico	L	73-81	8	(23) BYRNE, Delaynie	(8) THOMAS, Bailey
01/25/2021	at Utah St.	W	89-59	265	(18) BYRNE, Delaynie	(13) BYRNE, Delaynie
01/27/2021	at Utah St.	W	73-62	262	(15) YOUNG, Desi-Rae	(11) YOUNG, Desi-Rae
01/30/2021	Nevada	W	62-57	50	(28) JOHNSON, Nia	(9) BYRNE, Delaynie
02/01/2021	Nevada	L	70-73	50	(28) JOHNSON, Nia	(6) WILFRED, Keyana
02/05/2021	at Air Force	W	52-49	0	(15) YOUNG, Desi-Rae	(9) YOUNG, Desi-Rae
02/07/2021	at Air Force	W	68-57	0	(17) JOHNSON, Nia	(10) BYRNE, Delaynie
02/10/2021	Boise St.	L	59-85	50	(12) JOHNSON, Nia	(6) BYRNE, Delaynie
02/11/2021	Boise St.	W	74-62	50	(18) THOMAS, Bailey	(10) BYRNE, Delaynie (10) YOUNG, Desi-Rae

Attendance Summary

	Games	Attend	Avg/Game
Home	14	223	16
Away	5	571	114
Neutral	0	0	0
Total	19	794	42

LADY REBEL BASKETBALL

GAME NOTES - UNLV AT SAN DIEGO STATE • FEBRUARY 15 & 16 • SAN DIEGO, CALIFORNIA



2020-21 UNLV Women's Basketball Team Game-by-Game All games

Page 1/1
as of Feb 12, 2021

Opponent	Date	Score		Total		3-Pointers		Free throws		Rebounds				PF	A	TO	BLK	STL	PTS	AVG
				FG-FGA	PCT	3FG-FGA	PCT	FT-FTA	PCT	OFF	DEF	TOT	AVG							
Northern Ariz.	11/25/2020	75-79	L	25-68	.368	8-31	.258	17-22	.773	17	28	45	45.0	23	16	17	5	7	75	75.0
at Cal St. Fullerton	12/02/2020	81-67	W	23-58	.397	12-24	.500	23-35	.657	12	21	33	39.0	25	12	17	3	12	81	78.0
Stanford	12/05/2020	54-101	L	14-52	.269	6-18	.333	20-29	.690	9	22	31	36.3	13	6	19	1	6	54	70.0
Wyoming	12/12/2020	54-46	W	19-42	.452	5-17	.294	11-18	.611	9	31	40	37.3	15	12	20	6	4	54	66.0
Wyoming	12/14/2020	62-67	L	23-56	.411	4-18	.222	12-18	.667	14	26	40	37.8	20	6	13	1	5	62	65.2
Pacific	12/20/2020	75-77	Lot2	25-68	.368	9-33	.273	16-21	.762	11	39	50	39.8	20	14	24	0	4	75	66.8
Loyola Marymount	12/21/2020	94-59	W	27-59	.458	15-29	.517	25-30	.833	17	32	49	41.1	12	17	18	2	9	94	70.7
Colorado St.	01/07/2021	80-76	W	28-61	.459	12-27	.444	12-17	.706	10	33	43	41.4	11	15	16	2	8	80	71.9
Colorado St.	01/09/2021	58-67	L	24-70	.343	6-24	.250	4-9	.444	14	28	42	41.4	12	11	9	1	6	58	70.3
New Mexico	01/15/2021	78-60	W	28-72	.389	7-21	.333	15-22	.682	17	37	54	42.7	7	18	13	2	10	78	71.1
New Mexico	01/17/2021	73-81	L	28-67	.418	5-24	.208	12-15	.800	15	26	41	42.5	14	15	20	0	11	73	71.3
at Utah St.	01/25/2021	89-59	W	28-76	.368	9-30	.300	24-30	.800	20	41	61	44.1	9	16	5	1	2	89	72.8
at Utah St.	01/27/2021	73-62	W	23-56	.411	5-20	.250	22-33	.667	13	25	38	43.6	17	14	17	5	15	73	72.8
Nevada	01/30/2021	62-57	W	20-57	.351	10-31	.323	12-16	.750	9	31	40	43.4	11	12	9	7	5	62	72.0
Nevada	02/01/2021	70-73	L	20-49	.408	10-26	.385	20-30	.667	6	27	33	42.7	15	17	16	1	4	70	71.9
at Air Force	02/05/2021	52-49	W	17-54	.315	2-13	.154	16-25	.640	13	34	47	42.9	13	6	14	2	4	52	70.6
at Air Force	02/07/2021	68-57	W	26-52	.500	3-12	.250	13-16	.813	9	32	41	42.8	13	10	20	6	5	68	70.5
Boise St.	02/10/2021	59-85	L	19-63	.302	3-20	.150	18-27	.667	11	22	33	42.3	7	12	13	7	10	59	69.8
Boise St.	02/11/2021	74-62	W	24-67	.358	5-22	.227	21-30	.700	15	24	39	42.1	21	13	10	1	15	74	70.1
Total		1331		441-1147	.384	136-440	.309	313-443	.707	241	559	800	42.1	278	242	290	53	142	1331	70.1
Opponents		1284		484-1230	.393	133-438	.304	183-260	.704	217	523	740	38.9	390	273	275	82	147	1284	67.6

UNLV Averages

Games Played	Points/game	FG Pct	3FG Pct	FT Pct	Rebounds/game	Assists/game	Turnovers/game	Assist/Turnover ratio	Steals/game	Blocks/game
19	70.1	38.4	30.9	70.7	42.1	12.7	15.3	0.8	7.5	2.8



LADY REBEL BASKETBALL

GAME NOTES - UNLV AT SAN DIEGO STATE • FEBRUARY 15 & 16 • SAN DIEGO, CALIFORNIA



2020-21 UNLV Women's Basketball Points-rebounds-assists All games

Page 1/1
as of Feb 12, 2021

Opponent	Date	Score		2	5	10	12	14	15	21	22	23	30	34
				SINGLETON, THOMAS, JAD	BUCKLEY, JAD	BLOUNT, ANN	THOMAS, BAI	WILFRED, KE	BYRNE, DELA	CARTER, TIA	YOUNG, DESI	JOHNSON, NI	GURROLA, CI	
NAU	11/25/2020	75-79	L	5-0-3	11-3-2	4-4-0	5-2-3	10-3-5	11-10-1	18-10-1	0-0-0	11-6-0	0-5-1	DNP
at CSF	12/02/2020	81-67	W	1-2-2	16-3-1	2-3-0	12-5-1	26-3-2	0-3-0	9-3-2	2-3-1	10-4-2	3-4-1	DNP
Stan	12/05/2020	54-101	L	5-3-0	3-1-1	4-5-1	6-0-0	10-0-1	0-1-0	4-3-2	0-2-1	10-4-0	12-5-0	DNP
UW	12/12/2020	54-46	W	1-3-3	5-1-2	5-3-2	0-1-0	0-2-4	18-5-0	9-11-0	DNP	9-8-0	7-3-1	DNP
UW	12/14/2020	62-67	L	1-2-2	6-5-1	2-3-0	0-0-0	0-5-3	11-6-0	7-6-0	3-3-0	20-3-0	12-0-0	DNP
UOP	12/20/2020	75-77	Lot2	0-2-0	10-1-2	0-0-1	2-3-0	13-5-6	4-3-2	18-10-0	0-2-0	9-7-0	19-12-3	DNP
LMU	12/21/2020	94-59	W	2-2-0	24-7-2	8-1-2	4-1-0	7-7-7	0-2-1	24-11-2	1-0-0	15-5-1	9-4-2	0-0-0
CSU	01/07/2021	80-76	W	DNP	6-6-4	3-0-1	DNP	29-5-6	0-1-0	10-6-1	0-4-0	16-12-1	16-6-2	DNP
CSU	01/09/2021	58-67	L	1-7-6	6-1-3	0-0-0	DNP	12-8-1	15-4-1	10-6-0	0-0-0	4-8-0	10-4-0	DNP
UNM	01/15/2021	78-60	W	3-3-1	9-4-1	2-8-1	3-1-0	8-6-4	12-7-3	21-5-2	6-1-0	7-7-3	7-7-3	DNP
UNM	01/17/2021	73-81	L	6-2-2	4-5-0	2-2-1	10-5-0	9-8-6	2-5-1	23-7-2	0-0-0	15-1-2	2-2-1	DNP
at USU	01/25/2021	89-59	W	0-2-0	13-9-1	7-4-2	2-3-2	9-8-8	8-4-0	18-13-1	5-3-0	14-7-1	13-4-1	0-0-0
at USU	01/27/2021	73-62	W	2-0-1	13-6-1	0-0-0	7-3-0	6-2-7	12-6-0	8-3-0	DNP	15-11-1	10-2-4	DNP
Nevada	01/30/2021	62-57	W	DNP	4-7-1	0-1-0	0-3-0	13-5-5	0-2-0	10-9-1	DNP	7-5-2	28-6-3	DNP
Nevada	02/01/2021	70-73	L	0-0-3	11-4-3	0-2-0	4-4-0	5-3-4	6-6-2	2-4-1	DNP	14-4-2	28-4-2	DNP
at USAFA	02/05/2021	52-49	W	0-2-1	7-6-0	4-8-0	5-2-0	6-2-2	2-2-0	4-4-0	DNP	15-9-0	9-5-3	DNP
at USAFA	02/07/2021	68-57	W	0-3-1	7-6-2	0-2-0	12-1-1	9-4-4	2-3-0	13-10-1	DNP	8-3-0	17-4-1	DNP
Boise	02/10/2021	59-85	L	7-2-1	5-0-1	7-3-0	7-5-0	3-3-2	4-1-0	6-6-2	0-4-1	8-1-1	12-3-3	0-0-1
Boise	02/11/2021	74-62	W	0-0-1	7-5-2	0-2-1	8-2-0	18-3-3	0-0-0	14-10-4	DNP	14-10-0	13-2-2	DNP

LADY REBEL BASKETBALL

GAME NOTES - UNLV AT SAN DIEGO STATE • FEBRUARY 15 & 16 • SAN DIEGO, CALIFORNIA



2020-21 UNLV Women's Basketball Category Leaders All games

Page 1/3
as of Feb 12, 2021

Points

##	Player	G	Pts	Pts/G
21	Byrne, Delaynie	19	228	12.0
30	Johnson, Nia	19	227	11.9
23	Young, Desi-Rae	19	221	11.6
14	Thomas, Bailey	19	193	10.2
5	Thomas, Jade	19	167	8.8
15	Wilfred, Keyana	19	107	5.6
12	Blount, Anna	17	87	5.1
10	Buckley, Jacinta	19	50	2.6
2	Singleton, Jasmine	17	34	2.0
22	Carter, Tianna	12	17	1.4

Scoring Average

##	Player	G	Pts	Pts/G
21	Byrne, Delaynie	19	228	12.0
30	Johnson, Nia	19	227	11.9
23	Young, Desi-Rae	19	221	11.6
14	Thomas, Bailey	19	193	10.2
5	Thomas, Jade	19	167	8.8
15	Wilfred, Keyana	19	107	5.6
12	Blount, Anna	17	87	5.1
10	Buckley, Jacinta	19	50	2.6
2	Singleton, Jasmine	17	34	2.0
22	Carter, Tianna	12	17	1.4

Field Goal Percentage

##	Player	FG	Att	Pct
23	Young, Desi-Rae	82	161	.509
15	Wilfred, Keyana	39	77	.506
12	Blount, Anna	26	56	.464
21	Byrne, Delaynie	74	185	.400
5	Thomas, Jade	56	157	.357
14	Thomas, Bailey	59	168	.351
30	Johnson, Nia	75	222	.338
10	Buckley, Jacinta	19	67	.284
2	Singleton, Jasmine	8	30	.267
22	Carter, Tianna	3	23	.130

Field Goal Attempts

##	Player	G	Att	Att/G
30	Johnson, Nia	19	222	11.7
21	Byrne, Delaynie	19	185	9.7
14	Thomas, Bailey	19	168	8.8
23	Young, Desi-Rae	19	161	8.5
5	Thomas, Jade	19	157	8.3

Field Goals Made

##	Player	G	Made	Made/G
23	Young, Desi-Rae	19	82	4.3
30	Johnson, Nia	19	75	3.9
21	Byrne, Delaynie	19	74	3.9
14	Thomas, Bailey	19	59	3.1
5	Thomas, Jade	19	56	2.9

3-Point FG Percentage

##	Player	3FG	Att	Pct
21	Byrne, Delaynie	36	102	.353
2	Singleton, Jasmine	2	6	.333
5	Thomas, Jade	35	106	.330
30	Johnson, Nia	29	92	.315
14	Thomas, Bailey	28	93	.301
10	Buckley, Jacinta	6	26	.231

3-Point FG Attempts

##	Player	G	Att	Att/G
5	Thomas, Jade	19	106	5.6
21	Byrne, Delaynie	19	102	5.4
14	Thomas, Bailey	19	93	4.9
30	Johnson, Nia	19	92	4.8
10	Buckley, Jacinta	19	26	1.4

3-Point FG Made

##	Player	G	Made	Made/G
21	Byrne, Delaynie	19	36	1.9
5	Thomas, Jade	19	35	1.8
30	Johnson, Nia	19	29	1.5
14	Thomas, Bailey	19	28	1.5
10	Buckley, Jacinta	19	6	0.3



LADY REBEL BASKETBALL

GAME NOTES - UNLV AT SAN DIEGO STATE • FEBRUARY 15 & 16 • SAN DIEGO, CALIFORNIA



2020-21 UNLV Women's Basketball Category Leaders All games

Page 2/3
as of Feb 12, 2021

Free Throw Percentage

##	Player	Made	Att	Pct
10	Buckley, Jacinta	6	7	.857
21	Byrne, Delaynie	44	54	.815
30	Johnson, Nia	48	62	.774
14	Thomas, Bailey	47	63	.746
22	Carter, Tianna	11	15	.733
15	Wilfred, Keyana	29	40	.725
12	Blount, Anna	35	49	.714
5	Thomas, Jade	20	30	.667
23	Young, Desi-Rae	57	92	.620
2	Singleton, Jasmine	16	31	.516

Free Throw Attempts

##	Player	G	Att	Att/G
23	Young, Desi-Rae	19	92	4.8
14	Thomas, Bailey	19	63	3.3
30	Johnson, Nia	19	62	3.3
21	Byrne, Delaynie	19	54	2.8
12	Blount, Anna	17	49	2.9

Free Throws Made

##	Player	G	Made	Made/G
23	Young, Desi-Rae	19	57	3.0
30	Johnson, Nia	19	48	2.5
14	Thomas, Bailey	19	47	2.5
21	Byrne, Delaynie	19	44	2.3
12	Blount, Anna	17	35	2.1

Rebounds

##	Player	G	Reb	Reb/G
21	Byrne, Delaynie	19	137	7.2
23	Young, Desi-Rae	19	115	6.1
30	Johnson, Nia	19	82	4.3
14	Thomas, Bailey	19	82	4.3
5	Thomas, Jade	19	80	4.2

Assists

##	Player	G	Ast	Ast/G
14	Thomas, Bailey	19	80	4.2
30	Johnson, Nia	19	33	1.7
5	Thomas, Jade	19	30	1.6
2	Singleton, Jasmine	17	27	1.6
21	Byrne, Delaynie	19	22	1.2

Rebounds Average

##	Player	G	Reb	Reb/G
21	Byrne, Delaynie	19	137	7.2
23	Young, Desi-Rae	19	115	6.1
30	Johnson, Nia	19	82	4.3
14	Thomas, Bailey	19	82	4.3
5	Thomas, Jade	19	80	4.2

Steals

##	Player	G	Stl	Stl/G
14	Thomas, Bailey	19	32	1.7
30	Johnson, Nia	19	22	1.2
5	Thomas, Jade	19	21	1.1
23	Young, Desi-Rae	19	18	0.9
2	Singleton, Jasmine	17	18	1.1

Offensive Rebounds

##	Player	G	OReb	OReb/G
23	Young, Desi-Rae	19	38	2.0
15	Wilfred, Keyana	19	35	1.8
21	Byrne, Delaynie	19	34	1.8
30	Johnson, Nia	19	20	1.1
14	Thomas, Bailey	19	19	1.0

Blocked Shots

##	Player	G	Blk	Blk/G
21	Byrne, Delaynie	19	24	1.3
23	Young, Desi-Rae	19	6	0.3
15	Wilfred, Keyana	19	5	0.3
5	Thomas, Jade	19	4	0.2
14	Thomas, Bailey	19	3	0.2

Defensive Rebounds

##	Player	G	DReb	DReb/G
21	Byrne, Delaynie	19	103	5.4
23	Young, Desi-Rae	19	77	4.1
5	Thomas, Jade	19	65	3.4
14	Thomas, Bailey	19	63	3.3
30	Johnson, Nia	19	62	3.3

Minutes

##	Player	G	Min	Min/G
14	Thomas, Bailey	19	686	36:07
5	Thomas, Jade	19	670	35:16
21	Byrne, Delaynie	19	603	31:45
30	Johnson, Nia	19	499	26:15
23	Young, Desi-Rae	19	404	21:15

LADY REBEL BASKETBALL

GAME NOTES - UNLV AT SAN DIEGO STATE • FEBRUARY 15 & 16 • SAN DIEGO, CALIFORNIA



2020-21 UNLV Women's Basketball Category Leaders All games

Page 3/3
as of Feb 12, 2021

Fouls

##	Player	G	PF	PF/G
23	Young, Desi-Rae	19	52	2.7
30	Johnson, Nia	19	44	2.3
14	Thomas, Bailey	19	34	1.8
12	Blount, Anna	17	33	1.9
5	Thomas, Jade	19	31	1.6

Turnovers

##	Player	G	TO	TO/G
14	Thomas, Bailey	19	46	2.4
23	Young, Desi-Rae	19	39	2.1
21	Byrne, Delaynie	19	37	1.9
30	Johnson, Nia	19	35	1.8
5	Thomas, Jade	19	29	1.5

Foul Outs

##	Player	G	FO
23	Young, Desi-Rae	19	2
30	Johnson, Nia	19	1
14	Thomas, Bailey	19	1
15	Wilfred, Keyana	19	1
12	Blount, Anna	17	1



LADY REBEL BASKETBALL

GAME NOTES - UNLV AT SAN DIEGO STATE • FEBRUARY 15 & 16 • SAN DIEGO, CALIFORNIA



Official Basketball Box Score - Final
Northern Ariz. at UNLV
11/25/20 Thomas & Mack Center, Las Vegas
2020-21 Women's Basketball

Game Time: 1:30 PM
Game Duration: 1:53

Officials: Jerry Quisley, Dominique Hunter, Chaka Wade

Northern Ariz. - 79

Record: 1-0

NO. Name	Min	FG		3P		FT		Rebounds		Fouls		TP	AS	TO	ST	Blocks		+/-
		M/A	M/A	M/A	M/A	OR	DR	OR	DR	PF	FD					BS	BA	
12 Nyah Moran	24:49	2-11	0-1	0-0	1	1	2	4	5	4	3	1	1	0	2	-3		
1 Regan Schenck	G 39:55	1-5	0-2	5-6	2	1	1	18	3	5	7	6	4	1	0	6		
3 Jacquelyn Nakai	G 40:00	9-17	2-3	2-2	0	1	1	4	2	22	3	3	2	0	1	4		
11 Jacey Bailey	G 37:50	5-15	3-11	5-10	0	1	5	2	5	18	3	2	1	0	1	2		
21 Emily Rodabaugh	G 36:17	11-17	4-6	1-1	3	4	7	3	2	27	0	3	0	2	0	8		
22 Olivia Moran	12:52	0-3	0-1	1-2	2	3	5	3	3	1	1	0	1	0	1	-2		
2 Ajai Simmons	02:15	0-0	0-0	0-0	0	0	0	0	0	0	0	1	0	0	0	0		
24 Sarjana Ramesh	06:02	0-0	0-0	0-0	0	1	2	2	1	0	0	0	0	0	0	0	5	
Totals		28-68	9-24	14-21	15	28	43	21	23	79	16	14	6	2	5	4		

Technical Fouls: NONE

Shooting By Period	
1st FG%	11-17 64.7%
3PT%	5-8 62.5%
FT%	1-3 33.3%
2nd FG%	9-21 42.9%
3PT%	3-7 42.9%
FT%	0-0 0%
3rd FG%	4-19 21.1%
3PT%	1-6 16.7%
FT%	4-6 66.7%
4th FG%	4-11 36.4%
3PT%	0-3 0.0%
FT%	9-12 75%
GM FG%	28-68 41.2%
3PT%	9-24 37.5%
FT%	14-21 66.7%

Dead Ball Rebounds: 4, 0



Official Basketball Box Score - Final
UNLV at Cal St. Fullerton
12/20/20 Titar Gym, Fullerton
2020-21 Women's Basketball

Game Time: 5:00 PM
Game Duration: 1:48
Attendance: 44

Officials: Richard Waters, Jen Zylstra, Brian Woods

UNLV - 81

Record: 1-1

NO. Name	Min	FG		3P		FT		Rebounds		Fouls		TP	AS	TO	ST	Blocks		+/-
		M/A	M/A	M/A	M/A	OR	DR	OR	DR	PF	FD					BS	BA	
21 Delanyne Byrne	F 26:15	2-5	1-4	4-4	2	1	3	3	4	9	2	1	0	1	0	8		
15 Keyana Wilfred	C 09:11	0-2	0-0	0-0	2	1	3	4	0	0	0	3	1	1	1	-4		
5 Jade Thomas	G 37:11	4-9	4-5	4-8	1	2	3	1	7	16	1	1	1	0	1	16		
14 Bailey Thomas	G 38:35	8-8	6-6	4-4	0	3	3	4	2	26	2	1	4	0	0	11		
30 Nia Johnson	G 15:42	1-9	1-5	0-0	1	3	4	2	0	3	1	1	1	0	2	4		
23 Desi-Rae Young	10:42	4-6	0-0	2-5	2	2	4	5	3	10	2	3	0	0	0	9		
12 Anna Blount	21:32	3-6	0-0	6-10	1	4	5	3	6	12	1	2	1	0	0	12		
10 Jacinta Buckley	13:40	1-9	0-2	0-0	2	1	3	1	0	2	0	0	1	1	0	4		
2 Jasmine Singleton	14:52	0-1	0-1	1-2	1	1	2	2	1	1	2	4	2	0	0	7		
22 Tianna Carter	12:20	0-3	0-1	2-2	0	3	3	0	1	2	1	1	1	0	1	3		
Totals		23-58	12-24	23-35	12	21	33	25	24	81	12	17	12	3	5	14		

Technical Fouls: NONE

Shooting By Period	
1st FG%	4-15 26.7%
3PT%	3-8 37.5%
FT%	7-12 58.3%
2nd FG%	8-15 53.3%
3PT%	5-8 62.5%
FT%	5-7 71.4%
3rd FG%	8-18 44.4%
3PT%	4-6 66.7%
FT%	4-4 100%
4th FG%	3-10 30.0%
3PT%	0-2 0.0%
FT%	7-12 58.3%
GM FG%	23-58 39.7%
3PT%	12-24 50.0%
FT%	23-35 65.7%

Dead Ball Rebounds: 9, 2



Official Basketball Box Score - Final
Northern Ariz. at UNLV
11/25/20 Thomas & Mack Center, Las Vegas
2020-21 Women's Basketball

Game Time: 1:30 PM
Game Duration: 1:57

Officials: Melissa Barlow, Tiffany Bird

UNLV - 75

Record: 0-1

NO. Name	Min	FG		3P		FT		Rebounds		Fouls		TP	AS	TO	ST	Blocks		+/-
		M/A	M/A	M/A	M/A	OR	DR	OR	DR	PF	FD					BS	BA	
21 Delanyne Byrne	F 30:31	6-14	4-12	2-4	6	10	1	3	18	1	2	2	1	0	2	-3		
15 Keyana Wilfred	C 18:15	3-5	0-0	5-7	4	6	10	2	4	11	1	3	0	0	0	-7		
5 Jade Thomas	G 38:10	5-15	1-8	0-0	1	2	3	5	10	11	2	0	1	1	1	-4		
14 Bailey Thomas	G 29:54	4-9	2-5	0-0	1	2	3	5	10	5	2	1	0	0	-3			
30 Nia Johnson	G 14:58	0-9	0-3	0-0	1	4	5	4	2	0	1	2	0	0	0	-9		
0 Anniken Fry	G 38:01	1-1	1-1	2-2	0	0	0	2	3	5	3	4	2	0	0	-5		
5 Clarissa Rodarte	G 19:56	0-3	0-0	2-2	0	0	0	3	1	2	0	3	0	0	-17			
32 Jasmine Lewis	05:31	2-3	0-0	0-0	3	3	5	1	4	0	2	0	0	0	-6			
4 Gabi Vidmar	13:47	2-4	1-3	0-0	0	1	1	3	1	5	1	2	1	0	0	-2		
22 Madison Freeman	16:07	2-4	0-0	0-0	1	1	1	0	4	0	0	0	0	0	-12			
4 Kathryn Neff	12:26	2-2	2-2	0-0	0	0	0	2	6	0	1	0	0	0	3			
33 Bell Stratford	05:11	0-0	0-0	0-0	0	2	2	0	0	0	0	0	0	0	-6			
Totals		25-68	8-31	17-22	17	28	45	23	21	75	16	17	7	5	2	-4		

Technical Fouls: NONE

Shooting By Period	
1st FG%	7-15 46.7%
3PT%	2-6 33.3%
FT%	2-2 100%
2nd FG%	4-12 33.3%
3PT%	0-5 0.0%
FT%	6-7 85.7%
3rd FG%	6-22 27.3%
3PT%	2-11 18.2%
FT%	1-1 100%
4th FG%	8-19 42.1%
3PT%	4-9 44.4%
FT%	8-12 66.7%
GM FG%	25-68 36.8%
3PT%	8-31 25.8%
FT%	17-22 77.3%

Dead Ball Rebounds: 3, 0



Official Basketball Box Score - Final
UNLV at Cal St. Fullerton
12/20/20 Titar Gym, Fullerton
2020-21 Women's Basketball

Game Time: 5:00 PM
Game Duration: 1:41

Officials: Michael Price, Janetta Graham, Roy Gubeyan

UNLV - 46

Record: 1-2 (0-1)

NO. Name	Min	FG		3P		FT		Rebounds		Fouls		TP	AS	TO	ST	Blocks		+/-
		M/A	M/A	M/A	M/A	OR	DR	OR	DR	PF	FD					BS	BA	
11 Megan Nieto	F 17:03	2-3	0-0	3-8	1	3	4	3	5	7	1	4	0	0	0	6		
11 Joy Krupa	F 38:09	3-12	0-2	6-8	2	10	12	4	6	12	7	2	2	2	4	-5		
11 Amiee Book	F 32:49	6-13	2-5	2-3	1	3	4	2	7	16	1	3	1	1	-13			
0 Anniken Fry	G 38:01	4-6	1-3	2-3	0	2	2	1	4	11	5	8	0	0	0	-2		
5 Clarissa Rodarte	G 19:56	0-3	0-0	2-2	0	0	0	3	1	2	0	3	0	0	-17			
32 Jasmine Lewis	05:31	2-3	0-0	0-0	3	3	5	1	4	0	2	0	0	0	-6			
4 Gabi Vidmar	13:47	2-4	1-3	0-0	0	1	1	3	1	5	1	2	1	0	0	-2		
22 Madison Freeman	16:07	2-4	0-0	0-0	1	1	1	0	4	0	0	0	0	0	-12			
4 Kathryn Neff	12:26	2-2	2-2	0-0	0	0	0	2	6	0	1	0	0	0	3			
33 Bell Stratford	05:11	0-0	0-0	0-0	0	2	2	0	0	0	0	0	0	0	-6			
Totals		23-50	6-15	15-24	4	25	29	24	25	67	15	25	4	5	3	-14		

Technical Fouls: NONE

Shooting By Period	
1st FG%	5-13 38.5%
3PT%	2-5 40.0%
FT%	5-5 100%
2nd FG%	5-15 33.3%
3PT%	1-4 25.0%
FT%	3-4 75.0%
3rd FG%	6-10 60.0%
3PT%	1-2 50.0%
FT%	3-6 50.0%
4th FG%	7-12 58.3%
3PT%	2-4 50.0%
FT%	4-9 44.4%
GM FG%	23-50 46.0%
3PT%	6-15 40.0%
FT%	15-24 62.5%

Dead Ball Rebounds: 9, 1

	STAN	UNLV
Biggest lead	19 (3rd 5:20)	3 (1st 9:39)
Best Scoring Run	10 (1st 6:04)	7 (4th 3:15)
Lead Changes	1	
Times Tied	2	
Time with Lead	37:13	01:31

Points from	STAN	UNLV
Turnovers	14	11
Paint	32	24
Second Chance	10	18
Fast Breaks	2	3
Bench	1	25

Period by Period Scoring		
1st	28	21
2nd	13	17
3rd	14	15
4th	15	28
TOT	70	75

	NLV	CSF
Biggest lead	25 (3rd 4:37)	6 (1st 6:57)
Best Scoring Run	10 (3rd	

LADY REBEL BASKETBALL

GAME NOTES - UNLV AT SAN DIEGO STATE • FEBRUARY 15 & 16 • SAN DIEGO, CALIFORNIA



Official Basketball Box Score - Final
Wyoming at UNLV
 12/20/20 Cox Pavilion, Las Vegas
 2020-21 Women's Basketball

Game Time: 1:30 PM
 Game Duration: 1:59



Official Basketball Box Score - Final
Pacific at UNLV
 12/20/20 Thomas & Mack Center, Las Vegas
 2020-21 Women's Basketball

Game Time: 3:30 PM
 Game Duration: 2:14
 Attendance: 4

Record: 2-2 (1-1)

NO. Name	Min	FG			3P			FT			Rebounds			Fouls		TP	AS	TO	ST	Blocks			+/-
		M-A	M-A	M-A	M-A	M-A	M-A	M-A	OR	DR	TOT	PF	FD	BS	BA					BB			
3 Dagny Davidsdottir	F 15:47	4-6	0-1	0-2	0	3	3	4	4	4	2	0	1	0	0	0	0	0	0	0	0	0	10
11 Alba Sanchez Ramos	G 32:42	8-15	2-8	2-2	0	6	6	4	1	20	0	0	0	0	0	0	0	0	0	0	0	0	11
12 McKinley Bradshaw	G 29:25	3-6	1-2	6-7	0	5	5	2	4	13	1	3	0	0	1	0	0	0	0	0	0	1	0
14 Quinn Weidemann	G 37:35	2-8	2-5	4-4	1	3	4	0	4	10	3	1	0	0	0	0	0	0	0	0	0	0	9
20 Timmi Olson	G 33:54	1-4	0-2	2-4	1	0	1	0	4	4	3	3	1	2	0	0	0	0	0	0	0	6	6
10 Paula Salazar	04:47	0-3	0-1	0-0	0	0	0	1	0	0	0	0	0	0	0	0	0	0	0	0	0	-5	
5 Juye Johnson	09:56	0-2	0-2	0-0	0	0	0	1	0	0	1	1	0	0	0	0	0	0	0	0	0	-9	
30 Ola Usitowska	19:34	1-3	0-0	0-0	1	2	3	0	0	2	0	2	0	0	0	0	0	0	0	0	0	3	
15 Marta Savic	02:51	0-1	0-0	1-2	0	0	0	1	1	1	0	0	0	0	0	0	0	0	0	0	0	-1	
4 Grace Ellis	13:29	2-4	1-2	4-4	2	2	4	2	9	0	0	0	0	0	0	0	0	0	0	0	0	1	
Team																							
Totals		21-52	6-23	19-25	7	22	29	17	20	67	10	9	3	0	1	5							

Technical Fouls: NONE

Shooting By Period

1st FG%	2nd FG%	3rd FG%	4th FG%	GM FG%	FT%	3PT%
5-15 33.3%	5-12 41.7%	5-14 35.7%	6-11 54.5%	27-52 51.9%	6-23 26.1%	19-25 76.0%

Dead Ball Rebounds: 4.0

Record: 2-1

NO. Name	Min	FG			3P			FT			Rebounds			Fouls		TP	AS	TO	ST	Blocks			+/-
		M-A	M-A	M-A	M-A	M-A	M-A	M-A	OR	DR	TOT	PF	FD	BS	BA					BB			
1 Brooklyn McDavid	F 34:52	5-18	0-0	0-2	7	2	9	4	2	10	2	1	0	0	0	1	0	0	0	0	0	0	1
2 Josephine Millard	G 29:10	2-4	0-1	1-1	0	1	1	2	1	5	1	1	0	0	0	1	0	0	0	0	0	1	
13 Jordan Cruz	G 20:43	1-3	0-2	0-0	0	0	1	3	0	2	0	2	0	0	0	0	0	0	0	0	0	-4	
22 Valerie Higgins	G 38:23	7-17	0-2	10-13	1	10	11	2	9	24	4	1	8	0	0	0	0	0	0	0	0	-6	
23 Lianna Tillman	G 43:44	4-10	3-7	0-0	0	4	4	1	0	11	3	5	2	0	0	0	0	0	0	0	0	5	
30 Sam Ashby	30:21	0-4	0-4	2-2	1	5	6	2	2	2	0	5	0	0	0	0	0	0	0	0	0	4	
0 Cassidy Johnson	03:19	0-2	0-0	0-0	0	0	0	0	0	0	0	0	0	0	0	0	0	0	0	0	0	-2	
23 Madelene Ernis	04:11	1-1	0-0	0-0	0	1	1	0	0	2	0	0	0	0	0	0	0	0	0	0	0	0	
4 Rosie Schweizer	31:50	7-16	2-5	5-5	3	5	8	2	4	21	1	2	0	0	0	1	2	0	0	0	0	8	
10 Savannah Whitehead	11:49	0-3	0-0	0-0	1	0	1	2	2	0	2	1	1	0	0	0	0	0	0	0	0	3	
Team																							
Totals		27-78	5-21	18-23	15	32	47	18	20	77	13	17	15	0	0	2							

Technical Fouls: NONE

Shooting By Period

1st FG%	2nd FG%	3rd FG%	4th FG%	GM FG%	FT%	3PT%
4-14 28.6%	4-13 33.3%	7-14 50.0%	2-13 15.4%	27-78 34.6%	5-21 23.8%	18-23 78.3%

Dead Ball Rebounds: 2.0

Record: 2-3 (1-1)

NO. Name	Min	FG			3P			FT			Rebounds			Fouls		TP	AS	TO	ST	Blocks			+/-
		M-A	M-A	M-A	M-A	M-A	M-A	M-A	OR	DR	TOT	PF	FD	BS	BA					BB			
21 Delanyne Byrne	F 30:56	2-8	0-3	3-4	3	3	6	2	2	7	0	2	2	1	0	0	0	0	0	0	0	0	-2
23 Desi-Rae Young	F 22:02	9-13	0-0	2-4	2	1	3	1	6	20	0	2	0	0	0	0	0	0	0	0	0	0	-5
5 Jade Thomas	G 39:50	2-8	2-5	0-0	2	3	5	4	1	6	1	1	1	0	0	0	0	0	0	0	0	-6	
14 Bailey Thomas	G 34:49	0-5	0-2	0-0	1	4	5	3	2	0	3	4	1	0	0	0	0	0	0	0	0	-8	
30 Nia Johnson	G 26:42	4-10	2-6	2-2	0	0	0	5	0	12	0	1	1	0	0	0	0	0	0	0	0	-3	
15 Keyana Wilfred	18:33	5-7	0-0	1-2	4	2	6	2	3	11	0	2	0	0	0	0	0	0	0	0	0	0	
22 Tianna Carter	07:23	1-3	0-2	1-2	0	3	3	0	1	3	0	1	0	0	0	0	0	0	0	0	0	-5	
2 Jasmine Singleton	10:07	0-1	0-0	1-2	0	2	2	1	1	2	0	0	0	0	0	0	0	0	0	0	0	1	
10 Jacinta Buckley	08:32	0-1	0-0	2-2	0	3	3	2	1	2	0	0	0	0	0	0	0	0	0	0	0	1	
12 Anna Blount	00:56	0-0	0-0	0-0	0	0	0	0	0	0	0	0	0	0	0	0	0	0	0	0	0	2	
Team																							
Totals		23-56	4-18	12-18	14	26	40	20	17	62	6	13	5	1	0	-5							

Technical Fouls: NONE

Shooting By Period

1st FG%	2nd FG%	3rd FG%	4th FG%	GM FG%	FT%	3PT%
6-14 42.9%	6-11 54.5%	5-8 62.5%	3-13 23.1%	23-56 41.1%	4-18 22.2%	12-18 66.7%

Dead Ball Rebounds: 3.0

Record: 2-4

NO. Name	Min	FG			3P			FT			Rebounds			Fouls		TP	AS	TO	ST	Blocks			+/-
		M-A	M-A	M-A	M-A	M-A	M-A	M-A	OR	DR	TOT	PF	FD	BS	BA					BB			
21 Delanyne Byrne	F 38:00	7-14	4-9	0-0	0	10	10	2	0	18	0	4	0	0	0	2	0	0	0	0	0	0	2
23 Desi-Rae Young	F 20:57	3-8	0-0	3-4	2	5	7	5	9	0	3	2	0	0	0	6	0	0	0	0	0	0	6
5 Jade Thomas	G 44:53	3-8	2-6	2-2	0	1	1	0	1	10	2	1	0	0	0	1	0	0	0	0	0	1	
14 Bailey Thomas	G 50:00	4-12	2-9	3-3	1	4	5	4	3	13	6	3	1	0	0	0	0	0	0	0	0	2	
30 Nia Johnson	G 45:49	5-14	1-6	8-10	6	6	12	1	6	19	3	2	1	0	0	0	0	0	0	0	0	4	
15 Keyana Wilfred	28:21	2-4	0-0	0-2	0	3	3	5	2	4	2	5	0	0	0	0	0	0	0	0	0	-8	
2 Jasmine Singleton	05:28	0-1	0-0	0-0	0	2	2	0	0	0	0	0	0	0	0	0	0	0	0	0	0	-1	
10 Jacinta Buckley	03:45	0-1	0-0	0-0	0	0	0	0	0	0	0	0	0	0	0	0	0	0	0	0	0	-1	
22 Tianna Carter	06:36	0-2	0-2	0-0	0	2	2	0	1	0	0	0	0	0	0	0	0	0	0	0	0	-10	
12 Anna Blount	08:06	1-2	0-0	0-0	2	1	3	3	2	0	0	3	0	0	0	0	0	0	0	0	0	0	
Team																							
Totals		25-68	9-33	16-21	11	39	50	20	18	75	14	24	4	0	0	-2							

Technical Fouls: NONE

Shooting By Period

1st FG%	2nd FG%	3rd FG%	4th FG%	GM FG%	FT%	3PT%
6-15 40.0%	4-12 33.3%	6-13 46.2%	4-18 22.2%	25-68 36.8%	9-33 27.3%	16-21 76.2%

Dead Ball Rebounds: 5.0

Biggest lead	9 (4 th 5:01)	4 (3 rd 9:05)
Best Scoring Run	6 (1 st 6:44)	9 (1 st 2:35)
Lead Changes	14	
Times Tied	7	
Time with Lead	28:06	07:32

Points from Turnovers	8	8
Paint	26	34
Second Chance	3	13
Fast Breaks	9	3
Bench	12	17

Biggest lead	12 (4 th 9:12)	9 (1 st 2:28)
Best Scoring Run	13 (2 nd 5:47)	12 (1 st OT 4:10)
Lead Changes	4	
Times Tied	7	
Time with Lead	29:50	11:51

Points from Turnovers	17	14
Paint	38	30



LADY REBEL BASKETBALL

GAME NOTES - UNLV AT SAN DIEGO STATE • FEBRUARY 15 & 16 • SAN DIEGO, CALIFORNIA



Official Basketball Box Score - Final
Colorado St. at UNLV
01/09/21 Cox Pavilion, Las Vegas
2020-21 Women's Basketball

Game Time: 12:00 PM
Game Duration: 1:29

Officials: Michael Price, Laura Rahe, Brenda Parajoy

Colorado St. - 67		Record: 8-2 (4-2)														
NO.	Name	Min	FG	3P	FT	Rebounds	Fouls	TP	AS	TO	ST	Blocks	+/-			
			M-A	M-A	M-A	OR DR TOT	PF	FD				BS BA				
42	Karly Murphy	F 25:49	2-7	0-0	0-0	3 8	11	3	1	4	0	2	1	1	0	-3
2	Tori Williams	G 25:12	4-7	2-4	1-2	0 4	4	3	11	3	4	0	0	0	0	1
4	McKenna Hofschild	G 34:44	8-15	6-8	2-2	0 2	2	1	6	24	2	2	2	0	0	4
11	Petra Farkas	G 19:27	1-6	1-2	0-0	0 3	3	0	1	3	0	0	0	0	0	7
35	Lore Devas	G 26:59	4-12	1-3	0-0	1 5	6	3	0	9	2	1	0	0	1	6
5	Elle Boni	27:37	2-5	0-1	0-0	2 2	2	2	0	4	1	0	0	0	0	7
12	Jamie Bonnarens	20:47	1-5	0-0	0-0	0 3	3	0	2	2	0	1	0	0	0	6
14	Calli Clark	14:09	4-6	0-0	0-0	4 4	8	0	1	8	1	0	0	0	0	12
33	Bengisu Alper	05:16	1-1	0-0	0-0	0 3	3	0	2	1	1	0	0	0	0	5
Team					1 2 3		0		0		0		0		0	
Totals			27-64	10-21	3-4	9 36	45	13	12	67	12	10	4	3	1	9

Technical Fouls:NONE

Shooting By Period	
1st FG%	8-14 57.1%
3PT%	3-5 60.0%
FT%	2-2 100%
2nd FG%	7-19 36.8%
3PT%	3-7 42.9%
FT%	0-0 0%
3rd FG%	6-16 37.5%
3PT%	2-4 50.0%
FT%	0-0 0%
4th FG%	6-15 40.0%
3PT%	2-5 40.0%
FT%	1-2 50%
GM FG%	27-64 42.2%
3PT%	10-21 47.6%
FT%	3-4 75.0%

Dead Ball Rebounds: 1, 0



Official Basketball Box Score - Final
New Mexico at UNLV
01/15/21 Cox Pavilion, Las Vegas
2020-21 Women's Basketball

Game Time: 2:00 PM
Game Duration: 1:54

Officials: Brenda Parajoy, Peter Contreras, Jack Jones

New Mexico - 60		Record: 5-1 (2-1)														
NO.	Name	Min	FG	3P	FT	Rebounds	Fouls	TP	AS	TO	ST	Blocks	+/-			
			M-A	M-A	M-A	OR DR TOT	PF	FD				BS BA				
13	Shaquell McGruder	F 21:09	1-3	0-1	0-0	0 4	4	2	0	1	1	4	0	-14		
32	Antonia Anderson	F 11:06	3-5	2-4	0-0	1 3	4	5	8	0	1	0	0	11		
3	Ahisee Hurst	G 28:15	6-18	4-13	0-0	2 2	2	3	1	16	1	3	1	0	0	
5	LaTora Duff	G 25:32	4-7	1-3	0-0	1 2	3	1	1	9	2	2	1	0	-15	
23	Jaedyn De La Cerda	G 30:24	2-11	0-4	0-2	2 6	8	2	1	4	4	5	1	0	-24	
24	Autumn Watts	24:09	0-4	0-3	0-0	2 4	6	5	1	0	2	1	2	2	-6	
1	Corina Carter	F 17:09	1-6	0-4	0-0	0 0	0	1	1	2	3	1	0	0	-4	
4	LaTascya Duff	24:50	5-10	4-8	3-3	0 4	4	2	2	17	2	0	1	0	-9	
14	Azaria Robinson	08:49	1-1	0-0	0-0	2 2	1	0	2	0	1	0	1	0	-11	
15	Kath van Bommel	05:48	0-0	0-0	0-0	0 1	1	0	0	1	1	0	0	0	-4	
10	Coline Dupont	01:58	0-1	0-0	0-0	0 0	0	0	0	0	0	0	0	0	-2	
34	Neveah Parkinson	00:51	0-0	0-0	0-0	0 0	0	0	0	0	0	0	0	0	-2	
Team					1 3 4		0		0		0		0		0	
Totals			23-66	11-40	3-5	7 31	38	23	7	60	15	18	8	7	2	-18

Technical Fouls:NONE

Shooting By Period	
1st FG%	7-21 33.3%
3PT%	2-5 40.0%
FT%	1-1 100%
2nd FG%	7-17 41.2%
3PT%	1-5 20.0%
FT%	0-2 0%
3rd FG%	7-15 46.7%
3PT%	2-8 25.0%
FT%	1-2 50%
4th FG%	3-17 17.6%
3PT%	1-6 16.7%
FT%	2-4 50%
GM FG%	24-70 34.3%
3PT%	6-24 25.0%
FT%	4-9 44.4%

Dead Ball Rebounds: 1, 0

UNLV - 58

Record: 4-5 (2-2)

NO.	Name	Min	FG	3P	FT	Rebounds	Fouls	TP	AS	TO	ST	Blocks	+/-			
			M-A	M-A	M-A	OR DR TOT	PF	FD				BS BA				
21	Delanyie Byrne	F 32:06	4-9	2-4	0-0	2 4	6	2	0	10	0	2	0	-12		
23	Desi-Rae Young	F 23:44	2-10	0-0	0-2	2 6	8	2	4	4	0	1	2	0	-3	
5	Jade Thomas	G 35:50	2-8	2-7	0-0	1 1	1	1	6	3	1	1	0	-4		
14	Bailey Thomas	G 37:10	5-16	2-8	0-2	1 7	8	1	3	12	1	2	1	0	-9	
30	Nia Johnson	G 30:00	4-15	0-4	2-2	1 3	4	1	10	0	1	0	0	-16		
15	Keyana Wilfred	19:06	7-10	0-0	1-1	3 4	4	0	2	15	1	0	0	0	-6	
22	Tianna Carter	05:04	0-1	0-1	0-0	0 0	0	0	0	1	1	0	0	0	3	
2	Jasmine Singleton	14:10	0-1	0-0	1-2	3 4	7	2	2	1	1	1	0	1	2	
10	Jacinta Buckley	02:50	0-0	0-0	0-0	0 0	0	0	0	0	0	0	0	0	0	
Team					2 2 4		0		0		0		0		0	
Totals			24-70	6-24	4-9	14 28	42	12	13	58	11	9	6	1	3	-9

Technical Fouls:NONE

Shooting By Period	
1st FG%	7-21 33.3%
3PT%	2-5 40.0%
FT%	1-1 100%
2nd FG%	7-17 41.2%
3PT%	1-5 20.0%
FT%	0-2 0%
3rd FG%	7-15 46.7%
3PT%	2-8 25.0%
FT%	1-2 50%
4th FG%	3-17 17.6%
3PT%	1-6 16.7%
FT%	2-4 50%
GM FG%	24-70 34.3%
3PT%	6-24 25.0%
FT%	4-9 44.4%

Dead Ball Rebounds: 1, 0

UNLV - 78

Record: 5-5 (3-2)

NO.	Name	Min	FG	3P	FT	Rebounds	Fouls	TP	AS	TO	ST	Blocks	+/-			
			M-A	M-A	M-A	OR DR TOT	PF	FD				BS BA				
21	Delanyie Byrne	F 30:32	7-10	4-6	3-5	1 4	5	0	4	21	2	1	0	13		
23	Desi-Rae Young	F 19:07	2-10	0-0	3-4	1 6	7	0	5	7	3	2	2	0	10	
5	Jade Thomas	G 29:14	4-12	1-6	0-0	3 1	4	1	2	9	1	2	0	1	11	
14	Bailey Thomas	G 35:25	3-9	1-5	1-2	3 6	1	2	8	4	2	1	0	0	16	
30	Nia Johnson	G 27:07	3-12	1-3	0-0	2 5	7	2	1	7	3	1	3	0	11	
2	Jasmine Singleton	16:57	1-3	0-0	1-2	0 3	3	0	3	1	1	3	0	0	14	
15	Keyana Wilfred	21:12	4-7	0-0	4-4	3 4	7	1	12	3	2	1	0	1	14	
10	Jacinta Buckley	11:17	1-4	0-1	0-0	2 6	8	1	2	2	1	1	0	0	2	
12	Anna Blount	05:22	1-3	0-0	1-2	1 0	1	2	3	0	1	0	0	0	-2	
22	Tianna Carter	03:47	2-2	0-0	2-3	0 1	1	2	2	6	0	0	0	0	1	
Team					1 4 5		0		0		0		0		0	
Totals			28-72	7-21	15-22	17 37	54	7	23	78	18	13	10	2	7	18

Technical Fouls:NONE

Shooting By Period	
1st FG%	4-18 22.2%
3PT%	1-4 25.0%
FT%	0-1 0%
2nd FG%	8-18 44.4%
3PT%	0-2 0%
FT%	10-13 76.9%
3rd FG%	8-19 42.1%
3PT%	3-7 42.9%
FT%	3-4 75%
4th FG%	8-17 47.1%
3PT%	3-8 37.5%
FT%	2-4 50%
GM FG%	28-72 38.9%
3PT%	7-21 33.3%
FT%	15-22 68.2%

Dead Ball Rebounds: 3, 0

	CSU	NLV
Biggest lead	12 (4 th 0:17)	5 (2 nd 6:10)
Best Scoring Run	7 (1 st 7:08)	11 (2 nd 6:10)
Lead Changes	11	
Times Tied	2	3
Time with Lead	34:02	05:00

Points from	CSU	NLV
Turnovers	9	7
Paint	28	34
Second Chance	10	12
Fast Breaks	2	3
Bench	16	16

Period by Period Scoring					
	1st	2nd	3rd	4th	TOT
CSU	21	17	14	15	67
NLV	17	15	17	9	58

	UNM	UNLV
Biggest lead	14 (1 st 1:47)	18 (4 th 0:03)
Best Scoring Run	9 (1 st 1:47)	13 (4 th 0:03)
Lead Changes	5	
Times Tied	2	6
Time with Lead	26:49	11:50

Points from	UNM	UNLV
Turnovers	6	23
Paint	24	34
Second Chance	5	19
Fast Breaks	11	6
Bench	21	26

Period by Period Scoring					
	1st	2nd	3rd	4th	TOT
UNM	21	22	13	4	60
UNLV	9	26	22	21	78



Official Basketball Box Score - Final
New Mexico at UNLV
01/17/21 Cox Pavilion, Las Vegas
2020-21 Women's Basketball

Game Time: 2:00 PM
Game Duration: 1:38
Attendance: 8

Officials: Michol Murray, Tiffany Bird, Cheryl Flores

LADY REBEL BASKETBALL

GAME NOTES - UNLV AT SAN DIEGO STATE • FEBRUARY 15 & 16 • SAN DIEGO, CALIFORNIA



Official Basketball Box Score -- Game Totals -- Final Statistics UNLV vs Utah State 1/27/21 6 p.m. at Logan, Utah (Dee Glen Smith Spectrum)

UNLV 73 • 7-6, 5-3 MW

##	Player	Total		3-Ptr		Rebounds			PF	TP	A	TO	Blk	Stl	Min
		FG	FGA	FG	FGA	FT	FTA	Off							
21	Byrne, Delanyie	f	2-5	2-5	2-2	1	2	3	3	8	0	5	1	0	24
23	Young, Desi-Rae	f	6-11	0-0	3-7	5	6	11	4	15	1	4	0	3	27
04	Thomas, Jade	g	5-9	2-5	1-2	0	6	6	3	13	1	0	1	3	36
14	Thomas, Bailey	g	0-7	0-5	6-8	0	2	2	0	6	7	2	1	5	38
30	Johnson, Nia	g	3-10	1-4	3-6	1	1	2	2	10	4	2	0	2	27
02	Singleton, Jasmine	g	1-1	0-0	0-0	0	0	0	0	2	1	1	1	2	6
10	Buckley, Jacinta	g	0-1	0-1	0-0	0	0	0	2	0	0	1	0	13	
12	Blount, Anna	g	2-6	0-0	3-4	1	2	3	2	7	0	1	0	13	
15	Wilfred, Keyana	g	4-6	0-0	4-4	4	2	6	1	12	0	1	1	16	
	Team					4	2	6							
	Totals		23-56	5-20	22-33	13	25	38	17	73	14	17	5	15	200

1st - FG %:	5-16	31.3%	2nd:	8-17	47.1%	3rd:	5-12	41.7%	4th:	5-11	45.5%	Game:	23-56	41.1%	Deadball Rebounds:	7
3FG %:	1-6	16.7%	1-4	25.0%	1-5	20.0%	3-4	75.0%	11-16	68.8%	5-20	25.0%	22-33	66.7%		
FT %:	1-4	25.0%	7-9	77.8%	3-4	75.0%										

Utah State 62 • 4-9, 2-6 MW

##	Player	Total		3-Ptr		Rebounds			PF	TP	A	TO	Blk	Stl	Min
		FG	FGA	FG	FGA	FT	FTA	Off							
04	CHATMAN, Jessica	f	3-13	0-4	2-3	7	4	13	4	8	4	1	0	2	40-
00	BRANTLEY, Faith	g	3-5	1-2	0-2	0	4	4	5	7	0	3	0	0	30
03	EMRICH, Eli	g	2-5	0-1	1-2	1	1	2	3	5	1	5	0	0	33
23	LATONE, Shyla	g	8-25	1-7	7-7	1	3	4	5	24	2	5	0	2	34
25	NELSON, Halle	g	5-9	1-2	0-2	4	4	8	4	11	2	1	0	3	27
01	KAMAKAWIWO'OLE, Ka	g	0-0	0-0	0-0	1	0	1	2	0	0	0	0	7	
02	MENDAZONA, Meagan	g	0-4	0-1	2-2	3	0	3	3	2	0	4	0	15	
05	FALSLEV, Kinley	g	0-0	0-0	0-0	0	0	0	0	0	0	0	0	2	
14	PRUITT, Monique	g	0-0	0-0	0-0	0	1	1	1	0	0	3	0	1	
42	FRANSON, Taylor	g	1-1	1-1	2-2	0	2	2	1	5	0	2	0	11	
	Team					1	3	4							
	Totals		22-62	4-18	14-20	18	24	42	28	62	9	24	0	7	200

1st - FG %:	5-14	35.7%	2nd:	4-16	25.0%	3rd:	10-22	45.5%	4th:	3-10	30.0%	Game:	22-62	35.5%	Deadball Rebounds:	3
3FG %:	2-6	33.3%	0-6	0.0%	2-5	40.0%	1-3	33.3%	0-1	0.0%	4-18	22.2%	14-20	70.0%		
FT %:	0-0	0.0%	1-3	33.3%	3-5	60.0%										

Officials: Chuck Gonzalez, Tiffany Bird, Brian Woods
Technical Fouls: UNLV-None, Utah State-None.
Attendance: 262

Score by periods	1st	2nd	3rd	4th	Total
UNLV	12	24	14	23	73
Utah State	12	9	25	16	62

Last FG - UNLV 4th-02:11, USU 4th-01:28.
Largest lead - UNLV by 15 2nd-02:34, USU by 3 1st-08:47.
UNLV led for 26:46, USU led for 09:27. Game was tied for 03:23.

Score tied - 4 times.
Lead changed - 7 times.



Official Basketball Box Score - Final
Nevada at UNLV
01/00/21 Cox Pavilion, Las Vegas
2020-21 Women's Basketball

Game Time: 5:00 PM
Game Duration: 1:55
Attendance: 50

Officials: Peter Contreras, Mike Price, Felecity Willis

Nevada - 57

Record: 7-7 (3-6)

NO. Name	Min	FG		3P		FT		Rebounds		Fouls		TP	AS	TO	ST	Blks	BS	BA	+/-	
		M-A	M-A	M-A	M-A	OR	DR	OR	DR	PF	FD									
40 Megan Ormiston	F	20:47	3-8	0-1	0-0	1	5	6	4	0	6	0	1	0	1	1	3			
2 Da'Ja Hamilton	G	30:08	6-16	3-6	4-4	0	3	3	0	2	19	1	1	0	1	0	1	-17		
4 LaPrasjah Johnson	G	23:01	3-6	0-0	2-5	3	2	5	3	5	8	1	2	0	0	1	0	2		
13 Amaya West	G	32:06	2-11	1-6	2-2	3	6	9	4	1	7	2	0	0	1	0	-9			
25 Nia Alexander	G	30:58	0-6	0-3	0-0	2	4	6	2	2	0	3	2	0	0	1	-5			
44 Eliska Stebetakova	G	04:34	0-3	0-0	0-0	1	0	1	0	0	0	0	0	0	0	0	-5			
11 Kenna Holt	F	29:25	2-4	1-1	0-0	2	3	5	3	1	5	1	2	0	0	1	3			
23 Lexie Givens	F	21:25	3-7	3-5	0-0	1	4	5	4	0	9	2	2	0	0	2	6			
20 Bethany Carstens	F	07:36	1-4	1-2	0-0	1	1	2	0	0	3	1	0	0	0	1	-3			
Team						2	2	4			0									
Totals		20:65	9-24	8-11	16-29	45	21	11	57	11	11	2	3	7	5					

Technical Fouls: NONE

Shooting By Period	1st		2nd		3rd		4th	
	FG%	3PT%	FG%	3PT%	FG%	3PT%	FG%	3PT%
1st FG%	5-16	31.3%	4-16	25.0%	10-22	45.5%	3-10	30.0%
3PT%	4-9	44.4%	1-3	33.3%	3-5	60.0%	4-18	22.2%
FT%	0-0	0%	1-3	33.3%	3-5	60.0%	1-3	33.3%
2nd FG%	3-14	21.4%	4-16	25.0%	10-22	45.5%	3-10	30.0%
3PT%	2-4	50.0%	1-3	33.3%	3-5	60.0%	4-18	22.2%
FT%	2-2	100%	2-5	40.0%	3-5	60.0%	1-3	33.3%
3rd FG%	8-20	40.0%	10-22	45.5%	3-10	30.0%	3-10	30.0%
3PT%	1-8	12.5%	3-5	60.0%	4-18	22.2%	14-20	70.0%
FT%	1-1	100%	2-5	40.0%	3-5	60.0%	1-3	33.3%
4th FG%	4-15	26.7%	3-10	30.0%	3-10	30.0%	3-10	30.0%
3PT%	2-3	66.7%	4-18	22.2%	4-18	22.2%	4-18	22.2%
FT%	5-8	62.5%	3-5	60.0%	3-5	60.0%	3-5	60.0%
GM FG%	20-65	30.8%	10-31	32.3%	10-31	32.3%	10-31	32.3%
3PT%	9-24	37.5%	10-31	32.3%	10-31	32.3%	10-31	32.3%
FT%	8-11	72.7%	10-31	32.3%	10-31	32.3%	10-31	32.3%

Dead Ball Rebounds: 1.0

UNLV - 62

Record: 8-6 (6-3)

NO. Name	Min	FG		3P		FT		Rebounds		Fouls		TP	AS	TO	ST	Blks	BS	BA	+/-
		M-A	M-A	M-A	M-A	OR	DR	OR	DR	PF	FD								
21 Delanyie Byrne	F	35:36	4-12	2-6	0-0	1	8	9	1	2	10	1	1	2	6	1	-1		
23 Desi-Rae Young	F	28:36	3-7	0-0	1-4	2	3	5	3	5	7	2	1	1	0	1	13		
5 Jade Thomas	G	35:24	1-7	1-6	1-2	1	6	7	2	4	1	2	1	0	1	2			
14 Bailey Thomas	G	40:00	2-7	1-4	8-8	1	4	5	1	6	13	5	1	0	0	0	5		
30 Nia Johnson	G	32:55	10-19	6-11	2-2	4	6	1	4	28	3	0	1	1	0	9			
15 Keyana Wilfred	F	07:26	0-1	0-1	0-0	0	2	2	0	0	0	0	0	0	0	-6			
10 Jacinta Buckley	L	11:41	0-3	0-3	0-0	0	1	1	2	1	0	0	1	0	0	-1			
12 Anna Blount	L	08:22	0-1	0-0	0-0	0	1	2	0	0	1	0	0	0	0	4			
Team						1	1	2			0								
Totals		20:57	10-31	12-16	9	31	40	11	21	62	12	9	5	7	3	5			

Technical Fouls: NONE

Shooting By Period	1st		2nd		3rd		4th	
	FG%	3PT%	FG%	3PT%	FG%	3PT%	FG%	3PT%
1st FG%	6-15	40.0%	4-16	25.0%	10-22	45.5%	3-10	30.0%
3PT%	3-11	27.3%	1-3	33.3%	3-5	60.0%	4-18	22.2%
FT%	1-2	50%	2-5	40.0%	3-5	60.0%	1-3	33.3%
2nd FG%	2-12	16.7%	4-16	25.0%	10-22	45.5%	3-10	30.0%
3PT%	2-11	18.2%	1-3	33.3%	3-5	60.0%	4-18	22.2%
FT%	4-6	66.7%	2-5	40.0%	3-5	60.0%	1-3	33.3%
3rd FG%	7-14	50.0%	10-22	45.5%	3-10	30.0%	3-10	30.0%
3PT%	4-6	66.7%	4-18	22.2%	4-18	22.2%	4-18	22.2%
FT%	3-4	75%	3-5	60.0%	3-5	60.0%	3-5	60.0%
4th FG%	5-16	31.3%	10-31	32.3%	10-31	32.3%	10-31	32.3%
3PT%	1-3	33.3%	10-31	32.3%	10-31	32.3%	10-31	32.3%
FT%	4-4	100%	10-31	32.3%	10-31			



LADY REBEL BASKETBALL

GAME NOTES - UNLV AT SAN DIEGO STATE • FEBRUARY 15 & 16 • SAN DIEGO, CALIFORNIA



Official Basketball Box Score - Final
UNLV at Air Force
02/07/21 Clune Arena, U.S. Air Force Academy
2020-21 Women's Basketball

Game Time: 12:00 PM
Game Duration: 1:35

Officials: Melissa Barlow, Teresa Turner, Zac Brest

NO.	Name	Min	FG		3P		FT		Rebounds		Fouls		TP	AS	TO	ST	Blocks		+/-
			M-A	M-A	M-A	M-A	OR	DR	TOT	PF	FD	BS					BA		
21	Delanyrie Byrne	F	36:48	4-12	1-4	4-4	1	9	10	2	2	13	1	4	0	4	2	19	
23	Desi-Rae Young	F	19:27	3-6	0-0	2-3	1	2	3	4	2	8	0	2	0	2	1	13	
5	Jade Thomas	G	37:52	2-6	1-5	2-2	1	5	6	1	5	7	2	2	0	0	0	9	
14	Bailey Thomas	G	36:29	4-8	0-1	1-2	0	4	4	2	3	9	4	6	2	0	1	10	
30	Nia Johnson	G	27:52	7-10	1-1	2-3	0	4	4	1	2	17	1	2	2	0	0	23	
10	Jacinta Buckley	L	10:22	0-2	0-1	0-0	1	1	2	1	1	0	0	0	0	0	0	-11	
12	Anna Blount	F	16:54	5-7	0-0	2-2	0	1	1	2	2	12	1	2	1	0	0	-3	
2	Jasmine Singleton	L	07:25	0-0	0-0	0-0	0	3	3	0	0	0	1	2	0	0	0	-2	
15	Keyana Wilfred	L	06:51	1-1	0-0	0-0	1	2	3	0	0	2	0	0	0	0	0	-7	
Team				4	1	5													
Totals			26:52	3-12	13-16	9	32	41	13	17	68	10	20	5	6	5	11		

Technical Fouls: NONE

Shooting By Period	
1st FG%	10-11 90.9%
3PT%	0-0 0.0%
FT%	6-7 85.7%
2nd FG%	5-14 35.7%
3PT%	0-5 0.0%
FT%	0-0 0%
3rd FG%	4-16 25.0%
3PT%	1-4 25.0%
FT%	5-5 100%
4th FG%	7-11 63.6%
3PT%	2-3 66.7%
FT%	2-4 50%
GM FG%	26-52 50.0%
3PT%	3-12 25.0%
FT%	13-16 81.3%

Dead Ball Rebounds: 2



Official Basketball Box Score - Final
Boise St. at UNLV
02/10/21 Cox Pavilion, Las Vegas
2020-21 Women's Basketball

Game Time: 12:00 PM
Game Duration: 1:38
Attendance: 50

Officials: Anita Ortega, Julie Krommhoek, Brenda Partoja

NO.	Name	Min	FG		3P		FT		Rebounds		Fouls		TP	AS	TO	ST	Blocks		+/-
			M-A	M-A	M-A	M-A	OR	DR	TOT	PF	FD	BS					BA		
33	Abby Muse	F	23:37	1-8	0-0	0-0	0	3	3	1	0	2	2	0	0	3	3	19	
35	Alexis Mark	F	22:52	6-7	0-0	0-0	4	10	14	1	0	12	3	3	2	0	0	22	
44	Mallory McGwire	C	27:17	2-6	1-3	0-0	1	10	11	3	1	5	4	2	1	1	1	20	
12	Mary Kay Naro	G	30:33	1-5	0-1	0-0	1	2	3	4	2	2	11	3	2	0	1	26	
30	Jade Loville	G	30:05	19-28	0-1	2-4	0	4	4	1	2	40	1	2	0	0	0	32	
21	Martina Machalova	F	10:30	0-3	0-1	0-0	1	1	1	0	0	0	1	1	0	0	0	-1	
25	Rachel Bowers	F	04:01	2-2	1-1	0-0	0	1	1	0	0	5	0	0	0	0	0	8	
31	Eldke Lalotte	F	16:43	2-6	0-0	1-2	4	3	7	1	1	5	1	1	2	1	1	2	
14	Anna Ostlie	F	10:17	1-3	0-1	1-2	0	1	1	4	1	3	1	0	0	0	0	0	
4	Kimora Sykes	F	15:36	3-4	2-3	0-0	2	2	4	0	0	8	0	1	0	0	0	3	
15	Cristina Gil	L	08:29	1-2	1-1	0-0	0	0	0	2	0	2	0	2	1	0	0	-2	
Team				3	2	5													
Totals			38:74	5-12	4-8	16	36	52	22	7	85	25	15	8	5	7	26		

Technical Fouls: NONE

Shooting By Period	
1st FG%	11-20 55.0%
3PT%	0-1 0.0%
FT%	0-0 0%
2nd FG%	11-19 57.9%
3PT%	1-3 33.3%
FT%	0-0 0%
3rd FG%	10-18 55.6%
3PT%	1-3 33.3%
FT%	3-6 50%
4th FG%	6-17 35.3%
3PT%	3-5 60.0%
FT%	1-2 50%
GM FG%	38-74 51.4%
3PT%	5-12 41.7%
FT%	4-8 50.0%

Dead Ball Rebounds: 2

Air Force - 57

NO.	Name	Min	FG		3P		FT		Rebounds		Fouls		TP	AS	TO	ST	Blocks		+/-
			M-A	M-A	M-A	M-A	OR	DR	TOT	PF	FD	BS					BA		
23	Riley Snyder	F	20:46	4-10	1-4	0-0	1	0	1	4	0	9	0	2	0	0	1	-19	
55	Kassady Huffman	F	26:46	1-4	0-0	2-2	3	5	8	1	3	4	3	0	1	3	0	-11	
1	Briana Autrey	G	34:09	2-16	0-3	2-2	0	1	1	3	3	6	8	4	5	0	2	-9	
3	Cierra Winters	G	18:09	1-5	0-1	0-0	2	0	2	2	0	2	0	0	0	0	1	-10	
13	Emily Conroe	G	33:25	4-9	1-2	3-4	6	3	9	4	3	12	4	1	3	2	1	-12	
2	Audrey Gadison	F	09:00	1-3	0-2	1-2	0	0	0	0	2	3	0	0	0	0	0	-3	
32	Kaelin Immel	L	29:08	4-11	2-5	3-3	0	3	3	1	2	13	1	2	2	0	0	-1	
33	Nikki McDonald	L	19:49	2-6	2-5	0-0	0	0	0	2	0	6	2	2	2	0	0	1	
11	Kayla Pitson	L	06:07	1-3	0-1	0-0	2	2	0	0	2	0	0	0	0	1	3		
10	Kamri Heath	L	02:41	0-0	0-0	0-0	0	1	1	0	0	0	0	0	1	0	0	6	
Team				3	3	6													
Totals			20:67	6-23	11-13	15	18	33	17	13	57	18	12	14	5	6	-11		

Technical Fouls: NONE

Shooting By Period	
1st FG%	4-17 23.5%
3PT%	0-3 0.0%
FT%	1-2 50%
2nd FG%	8-21 38.1%
3PT%	3-10 30.0%
FT%	0-0 0%
3rd FG%	3-13 23.1%
3PT%	2-7 28.6%
FT%	5-6 83.3%
4th FG%	5-16 31.3%
3PT%	1-3 33.3%
FT%	5-5 100%
GM FG%	20-67 29.9%
3PT%	6-23 26.1%
FT%	11-13 84.6%

Dead Ball Rebounds: 2

UNLV - 59

NO.	Name	Min	FG		3P		FT		Rebounds		Fouls		TP	AS	TO	ST	Blocks		+/-
			M-A	M-A	M-A	M-A	OR	DR	TOT	PF	FD	BS					BA		
21	Delanyrie Byrne	F	26:25	3-9	0-5	0-0	0	6	6	0	0	6	2	2	3	3	1	-28	
23	Desi-Rae Young	F	19:32	3-11	0-0	2-3	1	0	1	3	6	8	1	0	0	0	1	-19	
5	Jade Thomas	G	32:16	1-2	1-2	2-2	0	0	0	0	2	5	1	1	1	0	0	-23	
14	Bailey Thomas	G	29:08	1-5	0-3	1-2	2	1	3	0	3	3	2	3	0	0	1	-29	
30	Nia Johnson	G	20:52	4-15	1-6	3-6	0	3	3	2	3	12	3	1	2	0	0	-14	
10	Jacinta Buckley	L	18:07	2-8	1-4	2-2	1	2	3	0	1	7	0	1	0	0	1	-11	
2	Jasmine Singleton	L	17:43	1-4	0-0	5-8	2	2	2	1	5	7	1	1	1	0	0	-6	
12	Anna Blount	F	13:17	2-3	0-0	3-4	2	3	5	1	2	7	0	1	0	2	1	2	
15	Keyana Wilfred	L	08:03	2-3	0-0	1	0	1	0	0	4	0	1	0	1	0	-3		
22	Tianna Carter	L	12:43	0-3	0-0	0-0	1	3	4	0	0	0	1	1	3	1	0	-4	
34	Catali Gurrola	L	01:54	0-0	0-0	0-0	0	0	0	0	0	0	1	0	0	0	5		
Team				3	2	5													
Totals			19:63	3-20	18-27	11	22	33	7	22	59	12	13	10	7	5	26		

Technical Fouls: NONE

Dead Ball Rebounds: 6

Biggest lead	LV		Points from Turnovers	LV	AF	Period by Period Scoring					
	18 (1st 2:28)	0 (1st 10:00)				1st	2nd	3rd	4th	TOT	
Best Scoring Run	13 (1st 6:28)	9 (2nd 4:31)	38	12	68	18	12	14	5	6	-11
Lead Changes	0		9	8	11	AF	9	19	13	16	57
Times Tied	1		8	11							
Time with Lead	39:37	00:00	14	24							

Biggest lead	BSU		Points from Turnovers	BSU	UNLV	Period by Period Scoring				
	33 (4th 2:49)	0 (1st 10:00)				1st	2nd	3rd	4th	TOT
Best Scoring Run	10 (2nd 3:49)	5 (4th 1:42)	32	26	59	12	13	14	22	59
Lead Changes	0		18	4						
Times Tied	1		12	6						
Time with Lead	38:28	00:00	24	25						



Official Basketball Box Score - Final
Boise St. at UNLV
02/11/21 Cox Pavilion, Las Vegas
2020-21 Women's Basketball

LADY REBEL BASKETBALL

GAME NOTES - UNLV AT SAN DIEGO STATE • FEBRUARY 15 & 16 • SAN DIEGO, CALIFORNIA



#2

JASMINE SINGLETON

5-7 • Freshman • Guard
Goodyear, Arizona



#5

JADE THOMAS

5-10 • Freshman • Guard
Las Vegas



#10

JACINTA BUCKLEY

6-1 • Sophomore • Guard
Spokane, Washington



#12

ANNA BLOUNT

6-1 • Sophomore • Forward
Stockton, California



#14

BAILEY THOMAS

5-9 • Senior • Guard
Las Vegas, Nevada



#15

KEYANA WILFRED

6-3 • Sophomore • Center
Mitchell, Nebraska



#21

DELAYNIE BYRNE

6-3 • Sophomore • Forward
Arvada, Colorado



#22

TIANNA CARTER

6-1 • Freshman • Forward
Tucson, Arizona



#23

DESI-RAE YOUNG

6-1 • Freshman • Forward
Las Vegas, Nevada



#30

NIA JOHNSON

5-8 • Junior • Guard
Sacramento, California



#34

CITLALLI GURROLA

5-6 • Freshman • Guard
Spring Valley, California



LINDY LA ROCQUE

Head Coach
First Year



ROMAN OWENS

Assistant Coach
Second Year



MIA BELL

Assistant Coach
Second Year



NNEKA ENEMKAPI

Assistant Coach
Second Year