




UNLV WOMEN'S BASKETBALL

2020-21 GAME NOTES

2020-21 UNLV SCHEDULE/RESULTS

| | |
|--|---|
| Nov. 25..... Northern ArizonaL, 79-75 Thomas & Mack Center Las Vegas |  |
| Dec. 2..... at CSU Fullerton..... W, 81-67 Titan Gym Fullerton, California |  |
| Dec. 5..... #2 StanfordL, 101-54 Thomas & Mack Center Las Vegas |  |
| Dec. 12..... Wyoming* W, 54-46 Cox Pavilion Las Vegas |  |
| Dec. 14..... Wyoming*L, 67-62 Cox Pavilion Las Vegas |  |
| Dec. 20-Dec. 21 • Duel In The Desert | |
| Dec. 20..... Pacific..... L, 77-75 (2OT) Thomas & Mack Center Las Vegas |  |
| Dec. 21..... Loyola Marymount..... W, 94-59 Thomas & Mack Center Las Vegas |  |
| Dec. 31..... at San Diego State* Postponed Viejas Arena San Diego, California |  |
| Jan. 2..... at San Diego State* Postponed Viejas Arena San Diego, California |  |
| Jan. 7..... Colorado State* W, 80-76 Cox Pavilion Las Vegas |  |
| Jan. 9..... Colorado State* L, 67-58 Cox Pavilion Las Vegas |  |
| Jan. 14..... New Mexico* W, 78-60 Cox Pavilion Las Vegas |  |
| Jan. 16..... New Mexico* L, 81-73 Cox Pavilion Las Vegas |  |
| Jan. 25..... at Utah State* 5 pm Dee Glen Smith Spectrum Logan, Utah |  |
| Jan. 27..... at Utah State* 5 pm Dee Glen Smith Spectrum Logan, Utah |  |
| Jan. 30..... UNR* 5 pm Cox Pavilion Las Vegas |  |
| Feb. 1..... UNR* 1 pm Cox Pavilion Las Vegas |  |
| Feb. 5..... at Air Force* TBA Clune Arena Colorado Springs, Colo. |  |
| Feb. 7..... at Air Force* TBA Clune Arena Colorado Springs, Colo. |  |
| Feb. 11..... Boise State* 5 pm Cox Pavilion Las Vegas |  |
| Feb. 13..... Boise State* 1 pm Cox Pavilion Las Vegas |  |
| Feb. 19..... San Jose State* Cancelled Thomas & Mack Center Las Vegas |  |
| Feb. 21..... San Jose State* Cancelled Thomas & Mack Center Las Vegas |  |
| Feb. 25..... at Fresno State* 6 pm Save Mart Center Fresno, California |  |
| Feb. 27..... at Fresno State* 1 pm Save Mart Center Fresno, California |  |

March 7-10 • 2021 MW Tournament

| | |
|---|---|
| March 7 First Round TBA Thomas & Mack Center Las Vegas |  |
|---|---|

LADY REBELS PLEASE...

Please use the UNLV acronym on ALL references and refer to the women's basketball team as the Lady Rebels, not Runnin' Rebels.

GAME 12/13 - Jan. 25 at 5 pm/Jan. 27 at 5 pm

UNLV (5-6, 2-3 MW)

Head coach: Lindy La Rocque (5-6, 1st year)

Leading scorer: So./F Delanyie Byrne (13.9 ppg)



at

Utah State (4-7, 2-4 MW)

Head coach: Kayla Ard (4-7, 1st year)

Leading scorer: Jr./G Bre Mathews (11.6 ppg)



Dee Glen Smith Spectrum

Logan, Utah

Video: Mountain West Network

Radio: UNLVRebels.com (Wyatt Tomchek, Mark Wasik)

Live Stats: UNLVRebels.com

LADY REBELS PLAY FIRST MW ROAD GAMES ...

- ◆ UNLV is off to Logan, Utah for its first Mountain West road games of the season with two contests at Utah State on Jan. 25 and 27.
- ◆ The Lady Rebels have played their first three league series at home, and split all three. That included handing New Mexico its only loss of the season as well as a win against first-place Colorado State.
- ◆ This will be just the second and third road games of the season for UNLV. The other game away from Las Vegas for the Lady Rebels was an 81-67 win at Cal State Fullerton on Dec. 2, marking the first collegiate victory for head coach **Lindy La Rocque**.
- ◆ UNLV has dominated the all-time series with the Aggies, with a 25-4 record against Utah State. That includes a current six-game win streak in which all six wins are by double-digits.
- ◆ This will be the third and fourth games in an eight-day span for the Aggies, as they lost by scores of 90-59 and 88-73 at Colorado State. UNLV meanwhile has been off since Jan. 17, following an 81-73 home loss to New Mexico.
- ◆ UNLV is one of the youngest and most inexperienced teams in the nation. The 11-player Lady Rebels roster is the sixth-youngest team in the nation with an average age of 19.5, while they are the only team in the nation with at least 90% of its roster that started the season with just one career total Division I start.

UNLV PROBABLE STARTERS (BASED ON LAST GAME)



BAILEY THOMAS

JADE THOMAS

NIA JOHNSON

DELANYIE BYRNE

DESI-RAE YOUNG

#14 • G • SR. #5 • G • FR. #30 • G • JR. #21 • F • SO. #23 • C • FR.

| | | | | |
|---------------|---------------|---------------|---------------|---------------|
| PTS11.3 | PTS9.1 | PTS8.8 | PTS13.9 | PTS11.5 |
| REBS4.7 | REBS3.4 | REBS4.7 | REBS7.1 | REBS5.9 |
| FG%37.5 | FG%36.6 | FG%27.0 | FG%45.9 | FG%51.7 |
| FT%79.2 | FT%64.3 | FT%83.9 | FT%73.5 | FT%64.2 |

ATHLETIC COMMUNICATIONS

MARK WASIK • UNLV WOMEN'S BASKETBALL SID

Office - (702) 895-3208 • Cell - (702) 528-0289 • @UNLVSIDWasik

Press row phone - (702) 895-3005 • mark.wasik@unlv.edu

QUICK FACTS

GENERAL INFORMATION

Location Las Vegas, Nev.
 Founded.....1957
 Enrollment.....31,142
 Nickname Lady Rebels
 Colors Scarlet & Gray
 Home Court (Capacity).....
 Cox Pavilion (2,500)/
 Thomas & Mack Center (18,000)
 Opened Cox Pavilion (2001)
 (Thomas & Mack Center (1983)
 Conference Mountain West
 President..... Dr. Keith E. Whitfield
 Director of Athletics.....Desiree Reed-Francois
 Assistant AD/SWA.....Mallory Poole
 Ticket Office Phone.....(702) 739-FANS
 Website.....www.UNLVRebels.com
 Social Media@UNLVLadyRebels

HISTORY

First Season 1974-75
 All-Time Record / Years 807-542 (.598) / 46 Years
 NCAA Appearances (Last) Eight (2002)
 WNIT Appearances (Last) 11 (2018)
 Last Postseason Opponent Utah
 Result L, 78-68, 2018 WNIT First Round

COACHING STAFF

Head CoachLindy La Rocque
 Alma Mater Stanford '12
 UNLV Record 5-6/1st Season
 Overall Record 5-6/1st Season
 Assistant Coaches
 Roman Owen, Mia Bell, Nneka Enemkpali
 Director of OperationsAmie Callaway
 Office Phone.....(702) 895-3151

TEAM INFORMATION

2019-20 Overall Record.....13-17 (.433)
 MWC Record/Finish.....9-9 (T-5th)
 Postseason.....None
 Starters R/L 1/4
 Letterwinners R/L 4/9
 Newcomers4

ATHLETIC COMMUNICATIONS

Associate A.D./Communications . Andy Grossman
 Asst. Director (Women's BB)..... Mark Wasik
 Office Phone.....(702) 895-3208
 Cell Phone.....(702) 528-0289
 Twitter.....@UNLVSIDWasik
 E-mail.....mark.wasik@unlv.edu
 Secondary WBB ContactTim Castaneda
 Cell Phone.....(530-605-7176)
 E-mail.....adam.castaneda@unlv.edu
 Mailing Address4505 S. Maryland Parkway
 Box 450004
 Las Vegas, NV 89154-0004
 Press Row Phone.....(702) 895-3005



HEAD COACH LINDY LA ROCQUE

- 8th head coach in UNLV history
- Second youngest coach in NCAA WBB Division I (30 years old)
- Assistant coach at Stanford (2017-20), Belmont (2015-17) and Oklahoma (2013-14).
- Played on four Final Four teams at Stanford including one national runner-up squad
- Las Vegas native, all-time leading scorer in Durango HS history (girls and boys)

Lindy La Rocque was named the new head women's basketball coach at UNLV, on March 18, 2020.

A key part of NCAA Tournament appearances in 10 out of 11 years, La Rocque returned to her native Las Vegas where she prepped at Durango High School before playing in four straight Final Fours as a student-athlete at Stanford University. She was an assistant coach with the Cardinal for the last three years under legendary head coach and Hall of Famer Tara VanDerveer.

"We are so enthused about bringing Coach La Rocque back to Las Vegas to lead our women's basketball program," Reed-Francois said. "Our pool of candidates was exceptional, but Lindy's character, intellect and energy really stood out. She has worked for and learned from some of the best leaders in sports history and is a rising star in coaching. She will be a great fit for our program, university and in the community."

On the coaching staff at Stanford since 2017, the program consistently ranked among the top 10 in the country. The Cardinal made NCAA Tournament appearances in each season, including two Sweet 16s, an Elite Eight and won the Pac-12 Conference Tournament Championship in 2019. From 2017-20, Stanford had an overall record of 82-22 and was 43-10 in conference play.

"I am so thrilled to be able to come back to my hometown of Las Vegas to lead the UNLV women's basketball program," La Rocque said. "It is truly special to return to a place and in a community that has essentially raised and has supported me throughout all of my life. I have been a Rebel fan since I was a young girl and to now be the head coach at UNLV is truly a dream come true."

Prior to coaching at Stanford, La Rocque spent two seasons (2015-17) as an assistant

coach at Belmont University in Nashville, Tennessee, helping the Bruins to a pair of NCAA Tournament berths, including the program's first in nine seasons. Belmont went 51-15 overall and 29-3 in Ohio Valley Conference play during La Rocque's time there, winning the league's regular-season championship during the 2016-17 season and the conference's tournament title both seasons.

La Rocque began her coaching career as a graduate assistant at the University of Oklahoma, working for Women's Basketball Hall of Famer Sherri Coale, while pursuing her master's degree in education. The team played in both the 2014 and 2015 NCAA Tournaments.

La Rocque played at Stanford from 2009-12, appearing in 138 career games which ranks eighth in program history. She was instrumental in helping the Cardinal compile a 137-12 overall record during her four years, including an amazing 71-1 mark in Pac-12 play. Her team won four regular season conference championships and four league tournament titles, appearing in the NCAA Tournament each season and advancing to the national title game in 2010.

The eighth full-time head coach in UNLV women's basketball history, La Rocque is the first originally from Las Vegas to be hired to lead the Lady Rebel program.

La Rocque earned a bachelor's degree in science, technology and society, with an emphasis in earth systems, civil and environmental engineering, and calculus from Stanford in 2012. She holds a master's degree in adult and higher education from Oklahoma, which she earned in 2015.

La Rocque was a decorated student-athlete at Durango High School in Las Vegas, where she became the school's (boys and girls) all-time leading scorer with 2,678 points and holds many other program records.

LADY REBEL BASKETBALL



GAME NOTES - UNLV AT UTAH STATE • JANUARY 25 & 27 • LOGAN, UTAH



MOUNTAIN WEST STANDINGS

(as of January 24)

| | Conference | Overall |
|-----------------|------------|------------|
| Colorado State | 6-2 | 10-2 |
| Fresno State | 6-2 | 8-5 |
| New Mexico | 3-1 | 6-1 |
| Boise State | 5-3 | 8-3 |
| UNLV | 3-3 | 5-6 |
| San Diego State | 3-4 | 5-8 |
| Wyoming | 4-6 | 6-7 |
| UNR | 3-5 | 7-6 |
| Utah State | 2-4 | 4-7 |
| Air Force | 2-6 | 4-9 |
| *San Jose State | 1-2 | 2-2 |

* - Has ended its season

This Week in the MW

Friday, January 22

Colorado State 88, Utah State 73
UNR 60, Wyoming 52
San Diego State 59, Air Force 54

Saturday, January 23

Fresno State 67, Boise State 64

Sunday, January 24

UNR 57, Wyoming 50
Air Force 58, San Diego State 55

Monday, January 25

UNLV at Utah State, 5 pm

Wednesday, January 27

Colorado State at Boise State, 2 pm
UNLV at Utah State 5 pm

Thursday, January 28

San Diego St at Wyoming, 6:30 pm
Fresno State at New Mexico, 7 pm

Friday, January 29

Colorado State at Boise State, 1 pm

Saturday, January 30

Fresno State at New Mexico, 12 pm
San Diego St at Wyoming, 1 pm
UNR at UNLV, 5 pm

A LOOK AT UNLV VS. UTAH STATE...

| UNLV | 2020-21 Stats | Utah State |
|-----------|----------------------------------|------------|
| 5-5, 3-3 | Overall Record | 4-7, 2-4 |
| 114..... | NET Ranking | 225 |
| 71.3..... | Points per game..... | 67.6 |
| 70.9..... | Points Allowed per game | 75.5 |
| 39.2..... | FG Percentage..... | 37.7 |
| 41.0..... | Opponent FG Percentage | 39.2 |
| 33.5..... | 3-pt FG Percentage..... | 27.7 |
| 31.7..... | Opponent 3-pt FG Percentage..... | 31.9 |
| 70.8..... | Free Throw Percentage..... | 67.0 |
| 42.5..... | Rebounding Average..... | 43.2 |
| +5.9..... | Rebound Margin | -1.3 |
| 12.9..... | Assists per game | 11.9 |
| 16.9..... | Turnovers per game..... | 16.0 |
| -2.3..... | Turnover Margin..... | -2.5 |
| 7.5..... | Steals per game..... | 6.6 |
| 2.1..... | Blocks per game..... | 3.0 |

LADY REBELS ALL-TIME AGAINST THE AGGIES...

UNLV leads the all-time series 25-4 (UNLV on current 6-game win streak)

| | | | |
|------------------------------------|------|----------------------------------|-----|
| Record in Las Vegas..... | 18-0 | Record in Logan, Utah..... | 6-4 |
| Neutral | 0-0 | | |
| Most points scored by UNLV | 119 | Most points scored by USU..... | 95 |
| Largest winning margin, UNLV | 61 | Largest winning margin, USU..... | 13 |
| Longest UNLV win streak | 14 | Longest USU win streak..... | 1 |

| DATE | W/L | SCORE | LOCATION | DATE | W/L | SCORE | LOCATION |
|----------|-----|--------|-------------|---------|-----|------------|-------------|
| 1-30-75 | L | 70-63 | Logan, Utah | 1-22-14 | W | 73-67 | Logan, Utah |
| 12-16-75 | W | 104-55 | Las Vegas | 2-15-14 | W | 82-80 | Las Vegas |
| 2-14-76 | W | 84-52 | Las Vegas | 1-24-15 | L | 85-72 | Logan, Utah |
| 12-9-76 | W | 110-49 | Las Vegas | 2-25-15 | W | 69-61 | Las Vegas |
| 1-29-77 | W | 105-75 | Las Vegas | 1-20-16 | W | 46-38 | Las Vegas |
| 12-10-77 | W | 111-71 | Las Vegas | 1-7-17 | W | 55-53 (OT) | Las Vegas |
| 1-21-78 | W | 88-71 | Logan, Utah | 2-28-17 | L | 58-49 | Logan, Utah |
| 12-16-78 | W | 119-95 | Las Vegas | 3-7-17 | W | 68-43# | Las Vegas |
| 1-3-80 | W | 86-64* | Las Vegas | 1-6-18 | W | 64-53 | Logan, Utah |
| 1-13-81 | W | 97-90 | Logan, Utah | 3-2-18 | W | 68-58 | Las Vegas |
| 2-19-83 | W | 99-77 | Las Vegas | 2-2-19 | W | 77-56 | Las Vegas |
| 2-11-84 | W | 116-68 | Logan, Utah | 1-1-20 | W | 60-46 | Logan, Utah |
| 1-18-85 | W | 81-48 | Logan, Utah | 2-5-20 | W | 69-45 | Logan, Utah |
| 1-13-86 | W | 85-53 | Las Vegas | | | | |
| 12-30-08 | W | 65-47 | Las Vegas | | | | |
| 1-2-10 | L | 78-70 | Logan, Utah | | | | |

* - Las Vegas Round Robin Tournament

- Mountain West Tournament



LADY REBEL BASKETBALL

GAME NOTES - UNLV AT UTAH STATE • JANUARY 25 & 27 • LOGAN, UTAH

AP TOP 25 POLL (Jan. 18)

| Rank | Team | Record | Pts | LW |
|------|---------------------|-------------|------------|----------|
| 1 | Louisville (20) | 12-0 | 710 | 2 |
| 2 | NC State (5) | 10-0 | 680 | 3 |
| 3 | UConn (1) | 7-0 | 659 | 4 |
| 4 | S. Carolina (2) | 9-1 | 650 | 5 |
| 5 | Stanford (1) | 11-1 | 632 | 1 |
| 6 | UCLA | 8-2 | 545 | 8 |
| 7 | Maryland | 11-1 | 533 | 9 |
| 8 | Texas A&M | 13-1 | 515 | 7 |
| 9 | Baylor | 8-2 | 499 | 6 |
| 10 | Arizona | 10-2 | 474 | 11 |
| 11 | Michigan | 10-0 | 443 | 13 |
| 12 | Kentucky | 10-3 | 420 | 12 |
| 13 | Oregon | 9-3 | 378 | 10 |
| 14 | South Florida | 10-1 | 310 | 16 |
| 15 | Arkansas | 11-4 | 266 | 17 |
| 16 | Indiana | 8-3 | 226 | 18 |
| 17 | Ohio State | 7-1 | 218 | 15 |
| 18 | DePaul | 8-3 | 217 | 19 |
| 19 | Mississippi State | 8-4 | 198 | 14 |
| 20 | Gonzaga | 12-2 | 162 | 20 |
| 21 | Northwestern | 7-2 | 115 | 22 |
| 22 | Georgia | 12-1 | 113 | NR |
| 23 | Syracuse | 6-1 | 111 | 24 |
| 24 | Iowa State | 9-4 | 65 | NR |
| 25 | Tennessee | 9-2 | 61 | 23 |

Also Receiving Votes:

South Dakota State 52, Texas 49, Missouri State 43, West Virginia 34, Washington State 14, Alabama 10, Nebraska 9, Rice 6, Arizona State 6, IUPUI 2

USA TODAY/ESPN TOP 25 (Jan. 19)

| Rank | Team | Record | Pts | LW |
|------|-------------------|-------------|------------|----------|
| 1 | Louisville | 12-0 | 798 | 2 |
| 2 | NC State | 10-0 | 749 | 3 |
| 3 | S. Carolina | 10-1 | 721 | 4 |
| 4 | Stanford | 11-1 | 710 | 1 |
| 5 | Connecticut | 7-0 | 697 | 5 |
| 6 | UCLA | 8-2 | 596 | 8 |
| 7 | Maryland | 11-1 | 595 | 9 |
| 8 | Texas A&M | 13-1 | 570 | 7 |
| 9 | Baylor | 8-2 | 541 | 6 |
| 10 | Arizona | 10-2 | 499 | 13 |
| 11 | Michigan | 10-0 | 477 | 12 |
| 12 | Kentucky | 10-3 | 474 | 11 |
| 13 | Oregon | 9-3 | 405 | 10 |
| 14 | South Florida | 10-1 | 306 | 17 |
| 15 | Indiana | 8-3 | 301 | 18 |
| 16 | Ohio State | 7-1 | 291 | 15 |
| 17 | Arkansas | 11-5 | 286 | 16 |
| 18 | Gonzaga | 12-2 | 227 | 19 |
| 19 | Mississippi State | 8-4 | 211 | 14 |
| 20 | Syracuse | 6-1 | 195 | 21 |
| 21 | DePaul | 8-3 | 166 | 22 |
| 22 | Northwestern | 7-2 | 145 | 23 |
| 23 | Georgia | 12-1 | 109 | 27 |
| 24 | Texas | 9-3 | 82 | 20 |
| 25 | Missouri State | 6-2 | 69 | 25 |

Also Receiving Votes:

Tennessee 46; South Dakota State 41; Iowa 24; West Virginia 21; Iowa State 9; Virginia Tech 7; Michigan State 6; Florida Gulf Coast 6; Colorado 5; Washington State 4; Nebraska 4; IUPUI 2; Delaware 2; Dayton 2; Arizona State 1.

PLAYERS TO WATCH...

It was a given that returning starter and last year's MW Defensive Player of the Year Bailey Thomas would be one of the team's leading performers this year. But so far she's far surpassed the best expectations, as the senior from Las Vegas has more than doubled her previous best scoring average to 11.3 points per game, while also posting 4.2 rebounds and a team-high 4.09 assists per game, which ranks fifth-best in the league. She's posted a pair of 20+ point games as well this year, including a career-high 29 in an upset win over Colorado State, while is ranks in the top 10 in the nation in total minutes per game at 38.2, highest in the league.

Five of the scorers on UNLV this year are newcomers as well, led by sophomore forward **Delanyie Byrne**, a transfer from Minnesota who is now eligible for the Lady Rebels after sitting out the 2019-20 season. She ranks 10th in the MW in both scoring and rebounding with team highs of 13.9 ppg and 7.1 rpg, respectively. She is also the top three-point shooter in the league, hitting at a 43.1% rate and also has a team-high three double-doubles.

Desi-Rae Young is another surprise for UNLV this year, as the Las Vegas native is currently the top scoring (11.5 ppg) and rebounding (5.9 rpg) freshman in the conference while shooting 51.7% from the floor. Freshman **Jade Thomas**, Bailey's younger sister, is averaging 9.1 ppg while newcomer **Nia Johnson**, a junior college transfer, is adding 8.8 ppg as well.

THREE-POINT PARTY...

If there was any question there would be a different look to the UNLV offense this season, that was quickly answered after the first two games as the Lady Rebels have shown that under new head coach **Lindy La Rocque**, the three-ball will be one of its big weapons. That was first on display in the win over CSU Fullerton when the Lady Rebels tied the school record with 12 made three-pointers in the 81-67 win over CSU Fullerton. **Bailey Thomas** led the way with a perfect 6-of-6 performance from behind the arc, which was just one off the school record and is tied for the sixth most in a game this season in the nation.

UNLV would then shatter that record just over two weeks later, knocking down a new team record 15 three-pointers in the blowout victory over LMU on Dec. 21 in the Thomas & Mack Center. Bailey's younger sister **Jade Thomas** led the way with seven three-pointers, tying the school record while setting a new freshman mark for most treys in a game.

As a team UNLV is third in the Mountain West and 37th in the nation with 8.1 three-pointers per game, after ranking near the bottom of both the league and the NCAA in that category for most of its tenure in the Mountain West.

YOUTH MOVEMENT...

UNLV will have just two upperclassmen on this year's squad, senior Bailey Thomas and junior transfer Nia Johnson. The Lady Rebels have nine underclassmen on this year's squad, with four freshmen and five sophomores. **As Johnson has just one year of Division I play, that leaves the Lady Rebels as the only school in the nation with over 90% of its roster having just one year of Division I experience coming into the 2020-21 season (not counting Merrimack College, who is starting just its second year in Division I play this season).**

The youth of the Lady Rebels also shows up in the average age of the lineup. UNLV's 11 active players combine for average age of 19.5, the sixth youngest roster in the nation.

| School | Average Age |
|------------------|-------------|
| Oral Roberts | 19.3 |
| LaSalle | 19.3 |
| Incarnate Word | 19.3 |
| Montana State | 19.3 |
| Western Kentucky | 19.4 |
| UNLV | 19.5 |

INEXPERIENCED LADY REBEL LINEUP...

For the second straight season the Lady Rebels will be featuring a very inexperienced lineup. UNLV entered the 2019-20 campaign with just 37 total career starts from its roster. This year, the Lady Rebel roster has a total of 54 starts in Division I play. However, 53 of the 54 starts came from senior Bailey Thomas, the other 10 players had just one combined start in Division I (**Anna Blount**). **No other team in the nation had 90% or more of its roster combine for just one total career start entering the season besides UNLV.**

LADY REBEL BASKETBALL



GAME NOTES - UNLV AT UTAH STATE • JANUARY 25 & 27 • LOGAN, UTAH

2020-21 UNLV

Top Scoring Performances

- 29 - Bailey Thomas.....Colorado State - 1/7
- 26 - Bailey Thomas.. at CSU Fullerton - 12/2
- 24 - Delaynie Byrne.....LMU - 12/21
- 24 - Jade Thomas.....LMU - 12/21
- 23 - Delaynie Byrne.....New Mexico - 1/17
- 21 - Delaynie Byrne.....New Mexico - 1/15
- 20 - Desi-Rae Young.....Wyoming - 12/14
- 19 - Nia Johnson.....Pacific - 12/20
- 18 - Delaynie Byrne.....Pacific - 12/20
- 18 - Keyana Wilfred.....Wyoming - 12/12
- 18 - Delaynie Byrne.....N. Arizona - 11/25
- 16 - Desi-Rae Young.....Colorado State - 1/7
- 16 - Nia Johnson.....Colorado State - 1/7
- 16 - Jade Thomas..... at CSU Fullerton - 12/2
- 15 - Desi-Rae Young.....New Mexico - 1/17
- 15 - Keyana Wilfred.....Colorado State - 1/9
- 15 - Desi-Rae Young.....LMU - 12/21
- 13 - Bailey Thomas.....Pacific - 12/20
- 12 - Keyana Wilfred.....New Mexico - 1/15
- 12 - Bailey Thomas.....Colorado State - 1/9
- 12 - Nia Johnson.....Wyoming - 12/14
- 12 - Nia Johnson.....Stanford - 12/5
- 12 - Anna Blount..... at CSU Fullerton - 12/2

Top Rebounding Performances

- 12 - Desi-Rae Young.....Colorado State - 1/7
- 11 - Delaynie Byrne.....LMU - 12/21
- 11 - Delaynie Byrne.....Wyoming - 12/12
- 10 - Keyana Wilfred.....N. Arizona - 11/25
- 10 - Delaynie Byrne.....N. Arizona - 11/25

Double-Figure Scoring Performances

- Delaynie Byrne.....7
- Desi-Rae Young.....7
- Bailey Thomas.....6
- Nia Johnson.....5
- Jade Thomas.....4
- Keyana Wilfred.....4
- Anna Blount.....2

Double-Figure Rebounding Performances

- Delaynie Byrne.....4
- Nia Johnson.....1
- Keyana Wilfred.....1

Double-Figure Assist Performances

WHERE WILL THE POINTS COME FROM?...

UNLV will have to replace a significant amount of its offensive production from a year ago, as the Lady Rebels have lost 83.9% of its total scoring, 84.1% of its total rebounding and 80.6% of its total assists from 2019-20. **Only one other school in the nation lost a greater production from the previous year than the Lady Rebels, as Norfolk State lost 85% of its scoring, 86% of its rebounding, and 89% of its assists.**

THOMAS DUO...

The Lady Rebels will have a pair of sisters on this year's team, as **Jade Thomas** will be a freshman and **Bailey Thomas** a senior. This will make the first-time the Thomas sisters have ever played on a team together through ever level of basketball. They join a long line of sister duos to play for the Lady Rebels, following in the footsteps of the Gonzales twins (Dakota and Dylan) as well as twins Pauline (1988-90) and Geannine Jordan (1987-90) and Dishawn (2000-03) and Sherry McCracklin (2002-06).

BYRNE = PLAYER OF THE WEEK...

Delaynie Byrne picked up the first conference weekly honor of her career on Dec. 28, as the sophomore forward was named Mountain West Player of the Week after helping UNLV cruise past Loyola Marymount 94-59 Dec. 21 in Las Vegas. In that game, Byrne posted a new career-high with 24 points and added a career-high tying 11 rebounds for her third double-double of the season. When the game was still in doubt in the first quarter with the Lady Rebels tied at 8-8 with the Lions, Byrne took over as she scored the next 11 points of the game. She started the run with a pair of free throws, and followed that with a three-pointer, a three-point play and then another three-pointer to put UNLV ahead 19-8. The Lady Rebels would lead by double-digits the rest of the way.

Byrne finished the afternoon hitting a career-high five three-pointers out of seven attempts. Overall she was 7-of-12 from the floor for 58.3%, also a new career-high. She was a perfect 5-of-5 at the free throw line and added two assists as well.



2020-21 SIGNING CLASS ANNOUNCED...

UNLV head coach Lindy La Rocque's first recruiting class was one of the best in decades for the Lady Rebels, as the five-member class included a pair of players there were ranked in the ESPN Top 70 (**Alyssa Durazo-Frescas** - #64, **Alyssa Brown** - #66). Also signing were **Kenadee Winfrey** (Canyon, Texas), **Kiara Jackson** (Grand Prairie, Texas) and **Taylin Smith** (Beaverton, Oregon).

WATCHING THE LADY REBELS...

UNLV is scheduled to have all 13 home games live streamed this season. Eleven of the games will be on the Mountain West Network, available at UNLVRebels.com. **Ben Wilson** returns as play-by-play for the home video stream in his second year with the broadcasts, while **Jacob Roach** and **Rachel Porter** will serve as color analysts.

FloSports will carry all four games of December's Duel In The Desert event, hosted by UNLV from Dec. 19-21. That includes UNLV's game against Pacific (Dec. 20) and the Dec. 21 contest against Loyola Marymount.



LADY REBEL BASKETBALL

GAME NOTES - UNLV AT UTAH STATE • JANUARY 25 & 27 • LOGAN, UTAH

2020-21 HONORS

DELAYNIE BYRNE

Mountain West

Player of the Week (Dec. 28)

College Sports Madness

Player of the Week (Dec. 28, Jan. 18)

UNLV ON THE RADIO...

All Lady Rebel home games and all but two road games will have a live radio broadcast this season, featuring the radio call of **Wyatt Tomchek** (play-by-play). **Kevaney Martin** will serve as color analyst on home broadcasts, while **Mark Wasik** will fill the role on road games. This year's games can be heard through a link on UNLVRebels.com.

A select number of games this season will also be carried live on local stations to be determined at a later date.

UNLV PICKED TO FINISH NINTH IN THE MW...

The Lady Rebels were picked to finish ninth in this year's MW preseason coaches poll.

2020-21 Mountain West Preseason Poll

(First place votes in parentheses)

| | | |
|-----|---------------------|------------|
| 1. | Fresno State (22) | 266 |
| 2. | San Jose State (2) | 239 |
| 3. | Boise State (1) | 221 |
| 4. | San Diego State (1) | 185 |
| 5. | Wyoming | 173 |
| 6. | New Mexico | 145 |
| 7. | Air Force | 120 |
| 8. | Colorado State | 117 |
| 9. | UNLV | 111 |
| 10. | UNR | 95 |
| 11. | Utah State | 44 |

LADY REBEL BASKETBALL



GAME NOTES - UNLV AT UTAH STATE • JANUARY 25 & 27 • LOGAN, UTAH

2020-21 UNLV LADY REBELS ROSTER

| NO. | NAME | POS. | HT. | CL. | HOMETOWN/PREVIOUS |
|-----|-------------------|------|------|--------|--|
| 2 | Jasmine Singleton | G | 5-7 | Fr. | Goodyear, Arizona/Millennium HS |
| 5 | Jade Thomas | G | 5-10 | Fr. | Las Vegas, Nevada/Centennial HS |
| 10 | Jacinta Buckley | G | 6-1 | So. | Spokane, Washington/Lewis and Clark HS |
| 12 | Anna Blount | F | 6-1 | So. | Stockton, California/St. Mary's HS |
| 14 | Bailey Thomas | G | 5-9 | RS-Sr. | Las Vegas, Nevada/West Virginia |
| 15 | Keyana Wilfred | C | 6-3 | So. | Mitchell, Nebraska/Mitchell HS |
| 21 | Delaynie Byrne | F | 6-3 | So. | Arvada, Colorado/Minnesota |
| 22 | Tianna Carter | F | 6-1 | RS-Fr. | Tucson, Arizona/Canyon Del Oro HS |
| 23 | Desi-Rae Young | F | 6-1 | Fr. | Las Vegas, Nevada/Desert Oasis HS |
| 30 | Nia Johnson | G | 5-8 | Jr. | Sacramento, California/Diablo Valley College |
| 34 | Citlalli Gurrola | G | 5-6 | So. | Spring Valley, California/Mt. Miguel HS |

HEAD COACH: Lindy La Rocque (Stanford '12/First season)

ASSISTANT COACHES:

Roman Owen (Central Oklahoma '09/First season)

Mia Bell (UNLV '14/Seventh season)

Nneka Enemkpali (Texas '15/First season)

PRONUNCIATION GUIDE

Lindy La Rocque (la ROCK)

Anna Blount (rhymes with count)

Delaynie Byrne (dee-LAY-nee)

Nneka Enemkpali (neh-KA EM-kah-pah-lah)

Citlalli Gurrola (sih-TALL-yah grr-ROLL-yah)

Jasmine Singleton (JAZ-men)

THIS DAY IN LADY REBELS HISTORY

| DATE | OPPONENT | W/L | SCORE | LOCATION | DATE | OPPONENT | W/L | SCORE | LOCATION |
|---------|-----------------|--------|-------|--------------------|---------|------------------|-----|-------|-------------------|
| 1-25-75 | UNR | W (OT) | 74-63 | Las Vegas | 1-27-78 | Kansas State | L | 62-89 | Lawrence, Kansas |
| 1-25-85 | Pacific | W | 75-50 | Las Vegas | 1-27-79 | BYU | W | 98-90 | Las Vegas |
| 1-25-86 | Hawaii | W | 72-58 | Las Vegas | 1-27-81 | San Diego | W | 79-66 | San Diego, Calif. |
| 1-25-90 | Fresno State | W | 69-60 | Las Vegas | 1-27-90 | San Jose State | W | 76-46 | Las Vegas |
| 1-25-92 | San Jose State | W | 95-55 | Las Vegas | 1-27-93 | Long Beach State | W | 94-67 | Las Vegas |
| 1-25-97 | at Air Force | L | 62-67 | Colorado Springs | 1-27-94 | UC Irvine | W | 92-49 | Irvine, Calif. |
| 1-25-03 | BYU | W | 73-69 | Las Vegas | 1-27-95 | Pacific | W | 88-81 | Stockton, Calif. |
| 1-25-06 | Air Force | W | 66-56 | Colorado Springs | 1-27-96 | New Mexico St | L | 49-73 | Albuquerque, N.M. |
| 1-25-07 | Air Force | W | 63-55 | Colorado Springs | 1-27-01 | San Diego State | W | 82-41 | San Diego, Calif. |
| 1-25-12 | Boise State | W | 66-50 | Boise, Idaho | 1-27-05 | New Mexico | W | 63-60 | Las Vegas |
| 1-25-14 | Fresno State | L | 52-70 | Fresno, California | 1-27-07 | New Mexico | L | 56-77 | Albuquerque, N.M. |
| 1-25-17 | Wyoming | W | 51-46 | Las Vegas | 1-27-16 | Boise State | L | 56-75 | Boise, Idaho |
| 1-25-20 | San Diego State | L | 39-48 | San Diego, Calif. | 1-27-18 | San Diego State | W | 75-64 | San Diego, Calif. |



LADY REBEL BASKETBALL

GAME NOTES - UNLV AT UTAH STATE • JANUARY 25 & 27 • LOGAN, UTAH

UNLV'S RECORD WHEN...

| | |
|--|-----|
| At home..... | 4-6 |
| On the road..... | 1-0 |
| Neutral..... | 0-0 |
| Afternoon..... | 3-6 |
| Night..... | 2-0 |
| Overtime..... | 0-1 |
| On TV..... | 0-0 |
| vs. the Big Sky..... | 0-1 |
| vs. the Big West..... | 1-0 |
| vs. the Pac-12..... | 0-1 |
| vs. the WCC..... | 1-1 |
| on Mondays..... | 1-1 |
| on Tuesdays..... | 0-0 |
| on Wednesdays..... | 1-1 |
| on Thursdays..... | 1-0 |
| on Fridays..... | 1-0 |
| on Saturdays..... | 1-2 |
| on Sundays..... | 0-2 |
| in November..... | 0-1 |
| in December..... | 3-3 |
| in January..... | 2-2 |
| in February..... | 0-0 |
| in March..... | 0-0 |
| Leading at halftime..... | 4-1 |
| Trailing at halftime..... | 1-5 |
| Tied at halftime..... | 0-0 |
| Better FG percentage..... | 4-2 |
| Worse FG percentage..... | 1-4 |
| More free throws made..... | 5-4 |
| Same or less free throws made..... | 0-2 |
| More FTs made then opp attempts..... | 3-2 |
| More 3-pt FGs made..... | 3-1 |
| Same or less 3-pt FGs made..... | 2-5 |
| More rebounds..... | 4-4 |
| Same or fewer rebounds..... | 1-2 |
| More turnovers..... | 3-4 |
| Same or fewer turnovers..... | 2-2 |
| When scoring in the 30s..... | 0-0 |
| When scoring in the 40s..... | 0-0 |
| When scoring in the 50s..... | 1-2 |
| When scoring in the 60s..... | 0-1 |
| When scoring in the 70s..... | 1-3 |
| When scoring in the 80s..... | 2-0 |
| When scoring in the 90s..... | 1-0 |
| When scoring in the 100s..... | 0-0 |
| Opponent scores in the 30s..... | 0-0 |
| Opponent scores in the 40s..... | 1-0 |
| Opponent scores in the 50s..... | 1-0 |
| Opponent scores in the 60s..... | 2-2 |
| Opponent scores in the 70s..... | 1-2 |
| Opponent scores in the 80s..... | 1-0 |
| Opponent scores in the 90s..... | 0-0 |
| Opponent scores in the 100s..... | 0-1 |
| Game decided by five points or less..... | 1-3 |
| Wearing white..... | 4-5 |
| Wearing red..... | 1-0 |
| Wearing black..... | 0-1 |
| Wearing pink..... | 0-0 |

UNLV STARTING LINEUPS (points scored)

| | | | | | |
|------------|----------------|----------------|--------------|------------|--------------|
| NAU | B. Thomas (10) | J. Thomas (11) | Johnson (0) | Byrne (18) | Wilfred (11) |
| at CSUF | B. Thomas (26) | J. Thomas (16) | Johnson (3) | Byrne (9) | Wilfred (0) |
| Stanford | B. Thomas (10) | J. Thomas (3) | Johnson (12) | Byrne (4) | Wilfred (0) |
| Wyoming | B. Thomas (0) | J. Thomas (5) | Johnson (7) | Byrne (9) | Young (9) |
| Wyoming | B. Thomas (0) | J. Thomas (6) | Johnson (12) | Byrne (7) | Young (20) |
| Pacific | B. Thomas (13) | J. Thomas (10) | Johnson (19) | Byrne (18) | Young (9) |
| LMU | B. Thomas (7) | J. Thomas (24) | Johnson (9) | Byrne (24) | Young (15) |
| CSU | B. Thomas (29) | J. Thomas (6) | Johnson (16) | Byrne (10) | Young (16) |
| CSU | B. Thomas (12) | J. Thomas (6) | Johnson (10) | Byrne (10) | Young (4) |
| New Mexico | B. Thomas (8) | J. Thomas (9) | Johnson (7) | Byrne (21) | Young (7) |
| New Mexico | B. Thomas (9) | J. Thomas (4) | Johnson (2) | Byrne (23) | Young (15) |

WHEN WAS THE LAST TIME ...

Player scored 30 points

Dakota Gonzalez (31) at San Jose St, 2/11/17

Player scored 35 points

Sequoia Holmes (35) Oregon State, 11/24/07

Player scored 40 points

Constance Jinks (40)..... Air Force, 3/1/03

Player grabs 15 rebounds

Rodjanae Wade (21)... San Jose State, 3/2/20

Player grabs 20 rebounds

Rodjanae Wade (21)... San Jose State, 3/2/20

Player records double-double

Desi-Rae Young..... Colorado State, 1/7/21
16 points, 12 rebounds

Player records triple-double

Linda Fröhlich..... Colorado State, 2/25/99
14 points, 10 rebounds, 10 assists

Player records 10 assists

Mia Bell (10).....Nevada, Reno, 3/7/14

Player records 7 or more steals

Dakota Gonzalez (8).....Utah State, 3/7/17

Player records 5 or more blocks

Aley Rohde (5).....San Diego State, 1/17/15

Had five players in double figures

Northern Arizona (5)..... 11/25/20
Delaynie Byrne (18), Jade Thomas (11),
Keyana Wilfred (11), Desi-Rae Young (11),
Bailey Thomas (10)

UNLV scored 100 points or more

Concordia, W 102-46.....11/11/16

UNLV scored 90 points or more

LMU, W 94-59..... 12/21/20

Scored less than 40 points

at San Diego State, L 48-39..... 1/25/20

Allowed 100 points

Stanford, L 101-54..... 12/5/20

Held opponent to less than 40 points

Fresno State, W 54-38..... 3/3/17

Recorded 60 or more rebounds

61, Concordia.....11/11/16

Recorded 25 or more assists

25, San Jose State..... 3/6/15

Recorded 20 or more steals

23, Concordia.....11/11/16

Recorded 8 or more blocks

8, Air Force..... 1/16/19

Won an overtime game

St. John's (1 OT), W 79-75..... 12/1/19

Lost an overtime game

Pacific, (2 OT) L 77-75..... 12/20/21

Played a ranked opponent

#2 Stanford, L, 101-54..... 12/2/20

Defeated a ranked opponent

vs #16 George Washington, W, 62-61..... 11/30/07

LADY REBEL BASKETBALL



GAME NOTES - UNLV AT UTAH STATE • JANUARY 25 & 27 • LOGAN, UTAH

UNLV CAREER

DOUBLE DOUBLES

| | |
|--------------------------------|----|
| Pauline Jordan (88-90)..... | 54 |
| Linda Frölich (99-02)..... | 52 |
| Angela Christian (84-87)..... | 36 |
| Jamie Smith (09-12)..... | 34 |
| Kathie Calloway (79-82)..... | 29 |
| Sherry McCracklin (02-06)..... | 25 |
| Rodjanae Wade (2016-20)..... | 24 |
| RanDee Henry (03-05)..... | 24 |
| Shamela Hampton (06-09)..... | 24 |
| Donya Monroe (1983-86)..... | 21 |

2020-21 UNLV

DOUBLE DOUBLES

| | |
|--------------------------------|-----------------|
| Delaynie Byrne | 3 |
| 12/21 vs LMU | 24 pts, 11 rebs |
| 12/20 vs Pacific | 18 pts, 10 rebs |
| 11/25 vs Northern Arizona..... | 18 pts, 10 rebs |

| | |
|-----------------------------|-----------------|
| Desi-Rae Young | 1 |
| 1/7 vs Colorado State..... | 16 pts, 12 rebs |

| | |
|--------------------------|-----------------|
| Nia Johnson | 1 |
| 12/20 vs Pacific..... | 19 pts, 12 rebs |

| | |
|--------------------------------|-----------------|
| Keyana Wilfred | 1 |
| 11/25 vs Northern Arizona..... | 11 pts, 10 rebs |

MOUNTAIN WEST DOUBLE DOUBLES

| | |
|-------------------------------------|----------|
| Lore Devos (Colorado State)..... | 5 |
| Delaynie Byrne (UNLV) | 3 |
| Tyra Whitehead (SJSU)..... | 3 |
| Mallory McGwire (Boise State)..... | 3 |
| Maddi Utti (Fresno State)..... | 3 |
| Mercedes Staples (SDSU)..... | 3 |
| Emily Conroe (Air Force)..... | 2 |
| Rachel Bowers (Boise State)..... | 2 |
| Haley Cavinder (Fresno State)..... | 2 |
| Sophia Ramos (San Diego State)..... | 2 |
| Jessica Chatman (Utah State)..... | 2 |
| Dagny Davidsdottir (Wyoming)..... | 2 |
| | |
| Nia Johnson (UNLV) | 1 |
| Desi-Rae Young (UNLV) | 1 |
| Keyana Wilfred (UNLV) | 1 |

LADY REBELS IN THE RANKINGS (AS OF JAN. 23)

INDIVIDUAL RANK

| | ALL GAMES | CONFERENCE | NCAA |
|---------------------------|------------------|------------------|-------|
| Delaynie Byrne | | | |
| Scoring | 10th (13.91 ppg) | 13th (13.33 ppg) | |
| Rebounding | 10th (7.09 rpg) | 11th (6.83 rpg) | 232nd |
| Three-Point FG Percentage | 1st (43.1%) | | 45th |
| Three-Point FGs Made | 3rd (2.55 pg) | 4th (2.17 pg) | 53rd |
| Blocks | 12th (0.82 bpg) | t8th (1.00 bpg) | |
| Defensive Rebounding | 9th (5.36 rpg) | 10th (5.17 rpg) | |
| Double-Doubles | t2nd (3) | | 40th |
| Minutes Played | 8th (32.66 mpg) | 12th (32.79 mpg) | |
| Desi-Rae Young | | | |
| Scoring | | 20th (11.83 ppg) | |
| Rebounding | 14th (5.91 rpg) | 11th (4.83 rpg) | |
| Field Goal Percentage | | t4th (53.8%) | |
| Free Throw Percentage | 8th (64.2%) | | |
| Offensive Rebounding | 15th (1.91 rpg) | t11th (2.25 rpg) | |
| Defensive Rebounding | t15th (4.00 rpg) | t9th (5.50 rpg) | |
| Bailey Thomas | | | |
| Rebounding | | 19th (5.67 rpg) | |
| Assists | 5th (4.09 apg) | 4th (4.00 apg) | 115th |
| Steals | 6th (1.78 spg) | t8th (1.67 spg) | |
| Three-Point FGs Made | 7th (1.91 pg) | t14th (1.50 pg) | 195th |
| Assist/Turnover Ratio | 6th (1.61) | t7th (1.41) | 146th |
| Minutes Played | 1st (38.10 mpg) | 2nd (37.90 mpg) | 7th |
| Jade Thomas | | | |
| Three-Point FGs Made | 5th (2.09 pg) | | 139th |
| Minutes Played | 4th (35.95 mpg) | 7th (35.54 mpg) | 59th |
| Keyana Wilfred | | | |
| Offensive Rebounding | 12th (2.09 rpg) | 7th (2.50 rpg) | |
| Jasmine Singleton | | | |
| Assists | | 14th (2.80 apg) | |

TEAM RANK

| | ALL GAMES | CONFERENCE | NCAA |
|-----------------------|-----------------|-----------------|-------|
| Scoring | 5th (71.27 ppg) | 5th (67.5 ppg) | 93rd |
| Scoring Defense | 8th (70.91 ppg) | 4th (66.17 ppg) | 260th |
| Scoring Margin | 5th (+0.36 ppg) | 4th (+1.33 ppg) | 162nd |
| FG Percentage | 7th (39.2%) | 5th (40.8%) | 203rd |
| FG Per. Defense | 8th (41.0%) | 4th (39.5%) | 210th |
| FT Percentage | 7th (70.8%) | 9th (66.7%) | 143rd |
| 3-pt FG Percentage | 4th (33.5%) | 7th (29.8%) | 88th |
| 3-pt FG Per. Defense | 7th (31.7%) | 6th (31.4%) | 201st |
| 3-pt Field Goals | 3rd (8.09 pg) | 6th (6.50 pg) | 37th |
| Rebounding Offense | 3rd (42.55 rpg) | 2nd (44.33 rpg) | 40th |
| Rebounding Defense | 2nd (36.64 rpg) | 1st (34.67 rpg) | |
| Rebounding Margin | 1st (+5.91) | 1st (+8.67) | 54th |
| Offensive Rebounds | 4th (13.18 rpg) | 4th (13.17 rpg) | |
| Defensive Rebounds | 3rd (29.36 rpg) | 3rd (30.17 rpg) | |
| Assists | 6th (12.91 apg) | 4th (12.83 apg) | 171st |
| Steals | 6th (7.45 spg) | 4th (7.33 spg) | 193rd |
| Turnover Margin | 10th (-2.27) | 10th (-2.17) | 248th |
| Assist/Turnover Ratio | 7th (0.76) | 7th (0.85) | 177th |
| Blocks | 10th (2.09 bpg) | 10th (2.0 bpg) | 277th |



LADY REBEL BASKETBALL

GAME NOTES - UNLV AT UTAH STATE • JANUARY 25 & 27 • LOGAN, UTAH

2020-21 SUPERLATIVES

Individual Highs

| | |
|-----------------------|---|
| Points | 29, Bailey Thomas, Colorado State (1/7) |
| Field Goals | 10, Bailey Thomas, Colorado State (1/7) |
| Field Goals Attempted | 25, Bailey Thomas, Colorado State (1/7) |
| Field Goal Percentage | 1.000 (8-8), Bailey Thomas, at CSU Fullerton (12/2) |
| 3-pt FGs | 7, Jade Thomas, LMU (12/21) |
| 3-pt FGs Attempted | 14, Bailey Thomas, Colorado State (1/7) |
| Free Throws | 8, Nia Johnson, Pacific (12/20) |
| Free Throws Attempted | 10, twice |
| Free Throw Percentage | 1.000 (7-7), Desi-Rae Young, LMU (12/21) |
| Rebounds | 12, twice |
| Assists | 7, Bailey Thomas, LMU (12/21) |
| Blocks | 3, Desi-Rae Young, Northern Arizona (11/25) |
| Steals | 4, Bailey Thomas, at CSU Fullerton (12/2) |

UNLV

Opponent

| |
|---|
| 29, Antonia Anderson, New Mexico (1/17) |
| 12, twice |
| 19, McKenna Hofschild, Colorado State (1/7) |
| .705 (12-17), twice |
| 6, McKenna Hofschild, Colorado State (1/9) |
| 13, Ahlise Hurst, New Mexico (1/15) |
| 10, Valerie Higgins, Pacific (12/20) |
| 13, Valerie Higgins, Pacific (12/20) |
| 1.000 (5-5), Jaedyn De La Cerda, UNM (1/17) |
| 18, Regan Schenck, N. Arizona (11/25) |
| 8, McKenna Hofschild, Colorado State (1/7) |
| 4, four times |
| 8, Valerie Higgins, Pacific (12/20) |

UNLV Superlatives

| | |
|-----------------------|------------------------------------|
| Points | 94, LMU (12/21) |
| First Quarter Points | 24, LMU (12/21) |
| First Half Points | 58, LMU (12/21) |
| Second Half Points | 44, New Mexico (1/17) |
| Field Goals | 28, three times |
| Field Goals Attempted | 70, Colorado State (1/9) |
| Field Goal Percentage | .459 (28-61), Colorado State (1/7) |
| 3-pt FGs | 15, LMU (12/21) |
| 3-pt FGs Attempted | 33, Pacific (12/20) |
| 3-pt FG Percentage | .517 (15-29), LMU (12/21) |
| Free Throws | 25, LMU (12/21) |
| Free Throws Attempted | 35, at CSU Fullerton (12/2) |
| Free Throw Percentage | .833 (25-30), LMU (12/21) |
| Rebounds | 54, New Mexico (1/15) |
| Assists | 18, New Mexico (1/15) |
| Blocks | 6, Wyoming (12/12) |
| Steals | 12, at CSU Fullerton (12/2) |
| Turnovers | 24, Pacific (12/20) |
| Personal Fouls | 25, at CSU Fullerton (12/2) |

Highs

Lows

| |
|--------------------------------------|
| 54, Stanford (12/5), Wyoming (12/12) |
| 9, twice |
| 21, Stanford (12/5) |
| 26, Colorado State (1/9) |
| 14, Stanford (12/5) |
| 42, Wyoming (12/12) |
| .269 (14-52), Stanford (12/5) |
| 4, Wyoming (12/14) |
| 17, Wyoming (12/12) |
| .208 (5-24), New Mexico (1/17) |
| 4, Colorado State (1/9) |
| 9, Colorado State (1/9) |
| .611 (11-18), Wyoming (12/12) |
| 31, Stanford (12/5) |
| 6, Stanford (12/5), Wyoming (12/12) |
| 0, twice |
| 4, Wyoming (12/12), Pacific (12/20) |
| 9, Colorado State (1/9) |
| 7, New Mexico (1/15) |

Opponent Superlatives

| | |
|-----------------------|------------------------------------|
| Points | 101, Stanford (12/5) |
| First Quarter Points | 28, Northern Arizona (11/25) |
| First Half Points | 49, Northern Arizona (11/25) |
| Second Half Points | 54, Stanford (12/5) |
| Field Goals | 43, Stanford (12/5) |
| Field Goals Attempted | 78, Pacific (12/20) |
| Field Goal Percentage | .573 (43-75), Stanford (12/5) |
| 3-pt FGs | 12, twice |
| 3-pt FGs Attempts | 40, New Mexico (1/15) |
| 3-pt FG Percentage | .476 (10-21), Colorado State (1/9) |
| Free Throws | 19, Wyoming (12/14) |
| Free Throws Attempted | 25, Wyoming (12/14) |
| Free Throw Percentage | .783 (18-23), Pacific (12/20) |
| Rebounds | 47, Pacific (12/20) |
| Assists | 23, Stanford (12/5) |
| Blocks | 10, Stanford (12/5) |
| Steals | 15, Pacific (12/20) |
| Turnovers | 25, at CSU Fullerton (12/2) |
| Personal Fouls | 24, at CSU Fullerton (12/2) |

Highs

Lows

| |
|-------------------------------------|
| 46, Wyoming (12/12) |
| 8, Wyoming (12/12) |
| 16, Wyoming (12/12) |
| 17, New Mexico (1/15) |
| 17, Wyoming (12/12) |
| 50, at CSU Fullerton (12/2) |
| .279 (17-61), Wyoming (12/12) |
| 4, Wyoming (12/12) |
| 15, at CSU Fullerton (12/2) |
| .160 (4-25), Wyoming (12/12) |
| 3, twice |
| 4, Colorado State (1/9) |
| .600 (3-5), New Mexico (1/15) |
| 29, three times |
| 8, Wyoming (12/12) |
| 0, Wyoming (12/14), Pacific (12/20) |
| 3, Wyoming (12/14) |
| 9, Wyoming (12/14) |
| 13, Colorado State (1/9) |

LADY REBEL BASKETBALL



GAME NOTES - UNLV AT UTAH STATE • JANUARY 25 & 27 • LOGAN, UTAH



#2 • JASMINE SINGLETON

5-7 • Freshman • Guard • Goodyear, Arizona

CAREER STATISTICS

SINGLETON, Jasmine

| SEASON TEAM | GP-GS | MIN/AVG | Field Goals | | 3-Point | | F-Throws | | Rebounds | | | | Scoring | | | | | | |
|--------------|-------------|-----------------|-------------|-------------|------------|-------------|--------------|-------------|----------|-----------|-----------|------------|-------------|-----------|-----------|----------|-----------|-----------|------------|
| | | | FG-FGA | FG% | 3FG-FGA | 3FG% | FT-FTA | FT% | OFF | DEF | TOT | AVG | PF-FO | AST | TO | BLK | STL | PTS | AVG |
| 2020-21 UNLV | 10-0 | 139/13.9 | 6-16 | .375 | 2-5 | .400 | 11-19 | .579 | 7 | 19 | 26 | 2.6 | 10-0 | 19 | 20 | 0 | 12 | 25 | 2.5 |
| TOTAL | 10-0 | 139/13.9 | 6-16 | .375 | 2-5 | .400 | 11-19 | .579 | 7 | 19 | 26 | 2.6 | 10-0 | 19 | 20 | 0 | 12 | 25 | 2.5 |

GAME BY GAME STATISTICS

| Opponent | Date | GS | MIN | Total | | 3-Pointers | | Free throws | | Rebounds | | | | PF | A | T/O | BLK | STL | PTS | AVG | |
|----------------------|------------|----|----------|---------------|-------------|-------------|------------|-------------|--------------|-------------|----------|-----------|-----------|------------|-----------|-----------|-----------|----------|-----------|-----------|------------|
| | | | | FG-FGA | PCT | 3FG-3FGA | PCT | FT-FTA | PCT | OFF | DEF | TOT | AVG | | | | | | | | |
| Northern Ariz. | 11/25/2020 | | 18:16 | 1-1 | 1.000 | 1-1 | 1.000 | 2-2 | 1.000 | 0 | 0 | 0 | 0.0 | 2 | 3 | 4 | 0 | 2 | 5 | 5.0 | |
| at Cal St. Fullerton | 12/02/2020 | | 14:52 | 0-1 | .000 | 0-1 | .000 | 1-2 | .500 | 1 | 1 | 2 | 1.0 | 2 | 2 | 4 | 0 | 2 | 1 | 3.0 | |
| Stanford | 12/05/2020 | | 22:23 | 1-2 | .500 | 0-0 | .000 | 3-4 | .750 | 1 | 2 | 3 | 1.7 | 1 | 0 | 1 | 0 | 2 | 5 | 3.7 | |
| Wyoming | 12/12/2020 | | 11:37 | 0-0 | .000 | 0-0 | .000 | 1-4 | .250 | 2 | 1 | 3 | 2.0 | 0 | 3 | 2 | 0 | 0 | 1 | 3.0 | |
| Wyoming | 12/14/2020 | | 10:08 | 0-1 | .000 | 0-0 | .000 | 1-2 | .500 | 0 | 2 | 2 | 2.0 | 1 | 2 | 0 | 0 | 0 | 1 | 2.6 | |
| Pacific | 12/20/2020 | | 05:28 | 0-1 | .000 | 0-0 | .000 | 0-0 | .000 | 0 | 2 | 2 | 2.0 | 0 | 0 | 2 | 0 | 0 | 0 | 2.2 | |
| Loyola Marymount | 12/21/2020 | | 05:23 | 1-1 | 1.000 | 0-0 | .000 | 0-0 | .000 | 0 | 2 | 2 | 2.0 | 1 | 0 | 3 | 0 | 1 | 2 | 2.1 | |
| Colorado St. | 01/09/2021 | | 14:10 | 0-1 | .000 | 0-0 | .000 | 1-2 | .500 | 3 | 4 | 7 | 2.6 | 2 | 6 | 1 | 0 | 1 | 1 | 2.0 | |
| New Mexico | 01/15/2021 | | 16:57 | 1-3 | .333 | 0-0 | .000 | 1-2 | .500 | 0 | 3 | 3 | 2.7 | 0 | 1 | 1 | 0 | 3 | 3 | 2.1 | |
| New Mexico | 01/17/2021 | | 19:38 | 2-5 | .400 | 1-3 | .333 | 1-1 | 1.000 | 0 | 2 | 2 | 2.6 | 1 | 2 | 2 | 0 | 1 | 6 | 2.5 | |
| Totals | | | 0 | 138:51 | 6-16 | .375 | 2-5 | .400 | 11-19 | .579 | 7 | 19 | 26 | 2.6 | 10 | 19 | 20 | 0 | 12 | 25 | 2.5 |

SEASON & CAREER HIGHS

POINTS

Season 6, New Mexico (1/17)
 Career 6, New Mexico (1/17/21)

FIELD GOALS

Season 2, New Mexico (1/17)
 Career 2, New Mexico (1/17/21)

FREE THROWS

Season 3, Stanford (12/5)
 Career 3, Stanford (12/5/20)

THREE-POINTERS

Season 1, twice
 Career 1, twice

REBOUNDS

Season 7, Colorado State (1/9)
 Career 7, Colorado State (1/9/21)

ASSISTS

Season 6, Colorado State (1/9)
 Career 6, Colorado State (1/9/21)

STEALS

Season 3, New Mexico (1/17)
 Career 3, New Mexico (1/17/21)

BLOCKS

Season
 Career

TOTALS

DOUBLE-DOUBLES

Season
 Career

10+ SCORING GAMES

Season
 Career

10+ REBOUNDING GAMES

Season
 Career

PLAYER NOTES

- ◆ Posted new career-highs of points (six) and steals (three) against New Mexico (1/17)
- ◆ Came off the bench with seven rebounds and six assists against Colorado State (1/9)



LADY REBEL BASKETBALL

GAME NOTES - UNLV AT UTAH STATE • JANUARY 25 & 27 • LOGAN, UTAH



SEASON & CAREER HIGHS

POINTS

Season24, Loyola Marymount (12/20)

Career..... 24, Loyola Marymount (12/20/20)

FIELD GOALS

Season8, Loyola Marymount (12/20)

Career..... 8, Loyola Marymount (12/20/20)

FREE THROWS

Season 4, at CSU Fullerton (12/2)

Career..... 4, at CSU Fullerton (12/2/20)

THREE-POINTERS

Season7, Loyola Marymount (12/20)

Career..... 7, Loyola Marymount (12/20/20)

REBOUNDS

Season7, Loyola Marymount (12/20)

Career..... 7, Loyola Marymount (12/20/20)

ASSISTS

Season5, Colorado State (1/7)

Career.....5, Colorado State (1/7/21)

STEALS

Season2, twice

Career.....2, twice

BLOCKS

Season 1, three times

Career..... 1, three times

TOTALS

DOUBLE-DOUBLES

Season

Career

10+ SCORING GAMES

Season4

Career4

10+ REBOUNDING GAMES

Season

Career

#5 • JADE THOMAS

5-10 • Freshman • Guard • Las Vegas, Nevada

CAREER STATISTICS

THOMAS, Jade

| SEASON TEAM | GP-GS | MIN/AVG | Field Goals | | 3-Point | | F-Throws | | Rebounds | | | | Scoring | | | | | | |
|--------------|--------------|-----------------|--------------|-------------|--------------|-------------|-------------|-------------|-----------|-----------|-----------|------------|-------------|-----------|-----------|----------|-----------|------------|------------|
| | | | FG-FGA | FG% | 3FG-FGA | 3FG% | FT-FTA | FT% | OFF | DEF | TOT | AVG | PF-FO | AST | TO | BLK | STL | PTS | AVG |
| 2020-21 UNLV | 11-11 | 395/36.0 | 34-93 | .366 | 23-62 | .371 | 9-14 | .643 | 11 | 26 | 37 | 3.4 | 17-0 | 19 | 19 | 3 | 11 | 100 | 9.1 |
| TOTAL | 11-11 | 395/36.0 | 34-93 | .366 | 23-62 | .371 | 9-14 | .643 | 11 | 26 | 37 | 3.4 | 17-0 | 19 | 19 | 3 | 11 | 100 | 9.1 |

GAME BY GAME STATISTICS

| Opponent | Date | GS | MIN | Total | | 3-Pointers | | Free throws | | Rebounds | | | | PF | A | T/O | BLK | STL | PTS | AVG |
|----------------------|------------|----|------------------|--------------|-------------|--------------|-------------|-------------|-------------|-----------|-----------|-----------|------------|-----------|-----------|-----------|----------|-----------|------------|------------|
| | | | | FG-FGA | PCT | 3FG-3FGA | PCT | FT-FTA | PCT | OFF | DEF | TOT | AVG | | | | | | | |
| Northern Ariz. | 11/25/2020 | * | 38:10 | 5-15 | .333 | 1-8 | .125 | 0-0 | .000 | 1 | 2 | 3 | 3.0 | 1 | 2 | 0 | 1 | 1 | 11 | 11.0 |
| at Cal St. Fullerton | 12/02/2020 | * | 37:11 | 4-9 | .444 | 4-5 | .800 | 4-8 | .500 | 1 | 2 | 3 | 3.0 | 1 | 1 | 1 | 0 | 1 | 16 | 13.5 |
| Stanford | 12/05/2020 | * | 23:22 | 1-3 | .333 | 1-2 | .500 | 0-0 | .000 | 0 | 1 | 1 | 2.3 | 4 | 1 | 5 | 0 | 1 | 3 | 10.0 |
| Wyoming | 12/12/2020 | * | 35:04 | 2-5 | .400 | 1-4 | .250 | 0-0 | .000 | 0 | 1 | 1 | 2.0 | 2 | 2 | 1 | 1 | 1 | 5 | 8.8 |
| Wyoming | 12/14/2020 | * | 39:50 | 2-8 | .250 | 2-5 | .400 | 0-0 | .000 | 2 | 3 | 5 | 2.6 | 4 | 1 | 1 | 0 | 1 | 6 | 8.2 |
| Pacific | 12/20/2020 | * | 44:58 | 3-8 | .375 | 2-6 | .333 | 2-2 | 1.000 | 0 | 1 | 1 | 2.3 | 0 | 2 | 1 | 0 | 0 | 10 | 8.5 |
| Loyola Marymount | 12/21/2020 | * | 38:34 | 8-12 | .667 | 7-10 | .700 | 1-2 | .500 | 3 | 4 | 7 | 3.0 | 1 | 2 | 1 | 0 | 2 | 24 | 10.7 |
| Colorado St. | 01/07/2021 | * | 40:00 | 2-6 | .333 | 2-4 | .500 | 0-0 | .000 | 1 | 5 | 6 | 3.4 | 0 | 4 | 2 | 0 | 2 | 6 | 10.1 |
| Colorado St. | 01/09/2021 | * | 35:50 | 2-8 | .250 | 2-7 | .286 | 0-0 | .000 | 0 | 1 | 1 | 3.1 | 1 | 3 | 1 | 0 | 1 | 6 | 9.7 |
| New Mexico | 01/15/2021 | * | 29:14 | 4-12 | .333 | 1-6 | .167 | 0-0 | .000 | 3 | 1 | 4 | 3.2 | 1 | 1 | 2 | 1 | 0 | 9 | 9.6 |
| New Mexico | 01/17/2021 | * | 33:17 | 1-7 | .143 | 0-5 | .000 | 2-2 | 1.000 | 0 | 5 | 5 | 3.4 | 2 | 0 | 4 | 0 | 1 | 4 | 9.1 |
| Totals | | | 11 395:30 | 34-93 | .366 | 23-62 | .371 | 9-14 | .643 | 11 | 26 | 37 | 3.4 | 17 | 19 | 19 | 3 | 11 | 100 | 9.1 |

PLAYER NOTES

- ◆ Tied the school record and set a UNLV freshman mark with seven three-pointers in the 35-point win over LMU (12/21)
- ◆ Second straight game of double-figures after knocking down four three-pointers on the way to 16 points at CSU Fullerton (12/2)
- ◆ Posted double-figures in her first career game with 11 against Northern Arizona (11/25)
- ◆ Younger sister of senior Bailey Thomas (the pair have sister who also plays at Arizona)

LADY REBEL BASKETBALL

GAME NOTES - UNLV AT UTAH STATE • JANUARY 25 & 27 • LOGAN, UTAH



#10 • JACINTA BUCKLEY

6-1 • Sophomore • Guard • Spokane, Washington

CAREER STATISTICS

BUCKLEY, Jacinta

| SEASON | TEAM | GP-GS | | MIN/AVG | | Field Goals | | 3-Point | | F-Throws | | Rebounds | | | | Scoring | | | | | | |
|--------------|------|-------------|----|----------------|------|--------------|-------------|--------------|-------------|------------|-------------|-----------|-----------|-----------|------------|-------------|-----------|-----------|----------|----------|-----------|------------|
| | | GP | GS | MIN | AVG | FG-FGA | FG% | 3FG-FGA | 3FG% | FT-FTA | FT% | OFF | DEF | TOT | AVG | PF | FO | AST | TO | BLK | STL | PTS |
| 2019-20 | UNLV | 28 | 0 | 199 | 7.1 | 18-50 | .360 | 10-33 | .303 | 1-2 | .500 | 7 | 27 | 34 | 1.2 | 4-0 | 10 | 8 | 5 | 6 | 47 | 1.7 |
| 2020-21 | UNLV | 11 | 0 | 130 | 11.8 | 13-43 | .302 | 4-14 | .286 | 2-2 | 1.000 | 11 | 18 | 29 | 2.6 | 10-0 | 9 | 6 | 3 | 2 | 32 | 2.9 |
| TOTAL | | 39-0 | | 328/8.4 | | 31-93 | .333 | 14-47 | .298 | 3-4 | .750 | 18 | 45 | 63 | 1.6 | 14-0 | 19 | 14 | 8 | 8 | 79 | 2.0 |

GAME BY GAME STATISTICS

| Opponent | Date | GS | MIN | Total | | 3-Pointers | | Free throws | | Rebounds | | | | PF | A | T/O | BLK | STL | PTS | AVG | |
|----------------------|------------|----|----------|---------------|--------------|-------------|-------------|-------------|------------|--------------|-----------|-----------|-----------|------------|-----------|----------|----------|----------|----------|-----------|------------|
| | | | | FG-FGA | PCT | 3FG-3FGA | PCT | FT-FTA | PCT | OFF | DEF | TOT | AVG | | | | | | | | |
| Northern Ariz. | 11/25/2020 | | 18:10 | 2-7 | .286 | 0-2 | .000 | 0-0 | .000 | 2 | 2 | 4 | 4.0 | 1 | 0 | 1 | 0 | 1 | 4 | 4.0 | |
| at Cal St. Fullerton | 12/02/2020 | | 13:40 | 1-9 | .111 | 0-2 | .000 | 0-0 | .000 | 2 | 1 | 3 | 3.5 | 1 | 0 | 0 | 1 | 1 | 2 | 3.0 | |
| Stanford | 12/05/2020 | | 19:12 | 2-5 | .400 | 0-1 | .000 | 0-0 | .000 | 3 | 2 | 5 | 4.0 | 0 | 1 | 2 | 0 | 0 | 4 | 3.3 | |
| Wyoming | 12/12/2020 | | 15:40 | 2-3 | .667 | 1-2 | .500 | 0-0 | .000 | 1 | 2 | 3 | 3.8 | 2 | 2 | 0 | 1 | 0 | 5 | 3.8 | |
| Wyoming | 12/14/2020 | | 08:32 | 0-1 | .000 | 0-0 | .000 | 2-2 | 1.000 | 0 | 3 | 3 | 3.6 | 2 | 0 | 0 | 0 | 0 | 2 | 3.4 | |
| Pacific | 12/20/2020 | | 03:45 | 0-3 | .000 | 0-1 | .000 | 0-0 | .000 | 0 | 0 | 0 | 3.0 | 0 | 1 | 0 | 0 | 0 | 0 | 2.8 | |
| Loyola Marymount | 12/21/2020 | | 14:11 | 3-5 | .600 | 2-3 | .667 | 0-0 | .000 | 0 | 1 | 1 | 2.7 | 1 | 2 | 2 | 1 | 0 | 8 | 3.6 | |
| Colorado St. | 01/07/2021 | | 01:47 | 1-1 | 1.000 | 1-1 | 1.000 | 0-0 | .000 | 0 | 0 | 0 | 2.4 | 0 | 1 | 0 | 0 | 0 | 3 | 3.5 | |
| Colorado St. | 01/09/2021 | | 02:50 | 0-0 | .000 | 0-0 | .000 | 0-0 | .000 | 0 | 0 | 0 | 2.1 | 0 | 0 | 0 | 0 | 0 | 0 | 3.1 | |
| New Mexico | 01/15/2021 | | 11:17 | 1-4 | .250 | 0-1 | .000 | 0-0 | .000 | 2 | 6 | 8 | 2.7 | 1 | 1 | 1 | 0 | 0 | 2 | 3.0 | |
| New Mexico | 01/17/2021 | | 20:38 | 1-5 | .200 | 0-1 | .000 | 0-0 | .000 | 1 | 1 | 2 | 2.6 | 2 | 1 | 0 | 0 | 0 | 2 | 2.9 | |
| Totals | | | 0 | 129:42 | 13-43 | .302 | 4-14 | .286 | 2-2 | 1.000 | 11 | 18 | 29 | 2.6 | 10 | 9 | 6 | 3 | 2 | 32 | 2.9 |

SEASON & CAREER HIGHS

POINTS

Season8, Loyola Marymount (12/21)
 Career8, twice

FIELD GOALS

Season3, Loyola Marymount (12/21)
 Career3, twice

FREE THROWS

Season2, Wyoming (12/14)
 Career2, Wyoming (12/14/20)

THREE-POINTERS

Season2, Loyola Marymount (12/21)
 Career2, three times

REBOUNDS

Season8, New Mexico (1/15)
 Career8, New Mexico (1/15/21)

ASSISTS

Season2, twice
 Career2, twice

STEALS

Season1, twice
 Career2, at Utah State (1/1/20)

BLOCKS

Season1, three times
 Career2, at Pepperdine (12/8/19)

TOTALS

DOUBLE-DOUBLES

Season
 Career

10+ SCORING GAMES

Season
 Career

10+ REBOUNDING GAMES

Season
 Career

PLAYER NOTES

♦ Tied her career-high of eight points thanks to a pair of three-pointers in the win over LMU (12/21)



LADY REBEL BASKETBALL

GAME NOTES - UNLV AT UTAH STATE • JANUARY 25 & 27 • LOGAN, UTAH



#12 • ANNA BLOUNT

6-1 • Sophomore • Forward • Stockton, California

CAREER STATISTICS

BLOUNT, Anna

| SEASON | TEAM | GP-GS | MIN | Field Goals | | 3-Point | | F-Throws | | Rebounds | | | | Scoring | | | | | | | |
|--------------|------|-------------|------------|-------------|--------------|-------------|------------|-------------|--------------|-------------|-----------|-----------|-----------|------------|-------------|-----------|-----------|----------|-----------|------------|------------|
| | | | | FG-FGA | FG% | 3FG-FGA | 3FG% | FT-FTA | FT% | OFF | DEF | TOT | AVG | PF | FO | AST | TO | BLK | STL | PTS | AVG |
| 2019-20 | UNLV | 29-1 | 313 | 10.8 | 32-66 | .485 | 0-0 | .000 | 21-36 | .583 | 25 | 23 | 48 | 1.7 | 45-0 | 6 | 42 | 2 | 9 | 85 | 2.9 |
| 2020-21 | UNLV | 9-0 | 84 | 9.4 | 12-28 | .429 | 0-1 | .000 | 18-24 | .750 | 8 | 10 | 18 | 2.0 | 17-0 | 4 | 13 | 0 | 2 | 42 | 4.7 |
| TOTAL | | 38-1 | 397 | 10.4 | 44-94 | .468 | 0-1 | .000 | 39-60 | .650 | 33 | 33 | 66 | 1.7 | 62-0 | 10 | 55 | 2 | 11 | 127 | 3.3 |

GAME BY GAME STATISTICS

| Opponent | Date | GS | MIN | Total | | 3-Pointers | | Free throws | | Rebounds | | | | PF | A | T/O | BLK | STL | PTS | AVG | |
|----------------------|------------|----|----------|--------------|--------------|-------------|------------|-------------|--------------|-------------|----------|-----------|-----------|------------|-----------|----------|-----------|----------|----------|-----------|------------|
| | | | | FG-FGA | PCT | 3FG-3FGA | PCT | FT-FTA | PCT | OFF | DEF | TOT | AVG | | | | | | | | |
| Northern Ariz. | 11/25/2020 | | 14:49 | 0-3 | .000 | 0-0 | .000 | 5-6 | .833 | 0 | 2 | 2 | 2.0 | 3 | 3 | 3 | 0 | 0 | 5 | 5.0 | |
| at Cal St. Fullerton | 12/02/2020 | | 21:32 | 3-6 | .500 | 0-0 | .000 | 6-10 | .600 | 1 | 4 | 5 | 3.5 | 3 | 1 | 2 | 0 | 1 | 12 | 8.5 | |
| Stanford | 12/05/2020 | | 11:54 | 1-4 | .250 | 0-1 | .000 | 4-4 | 1.000 | 0 | 0 | 0 | 2.3 | 3 | 0 | 0 | 0 | 0 | 6 | 7.7 | |
| Wyoming | 12/12/2020 | | 02:56 | 0-0 | .000 | 0-0 | .000 | 0-0 | .000 | 0 | 1 | 1 | 2.0 | 0 | 0 | 2 | 0 | 0 | 0 | 5.8 | |
| Wyoming | 12/14/2020 | | 00:56 | 0-0 | .000 | 0-0 | .000 | 0-0 | .000 | 0 | 0 | 0 | 1.6 | 0 | 0 | 0 | 0 | 0 | 0 | 4.6 | |
| Pacific | 12/20/2020 | | 08:06 | 1-2 | .500 | 0-0 | .000 | 0-0 | .000 | 2 | 1 | 3 | 1.8 | 3 | 0 | 3 | 0 | 0 | 2 | 4.2 | |
| Loyola Marymount | 12/21/2020 | | 05:23 | 1-1 | 1.000 | 0-0 | .000 | 2-2 | 1.000 | 1 | 0 | 1 | 1.7 | 1 | 0 | 1 | 0 | 0 | 4 | 4.1 | |
| New Mexico | 01/15/2021 | | 05:22 | 1-3 | .333 | 0-0 | .000 | 1-2 | .500 | 1 | 0 | 1 | 1.6 | 1 | 0 | 1 | 0 | 0 | 3 | 4.0 | |
| New Mexico | 01/17/2021 | | 13:28 | 5-9 | .556 | 0-0 | .000 | 0-0 | .000 | 3 | 2 | 5 | 2.0 | 3 | 0 | 1 | 0 | 1 | 10 | 4.7 | |
| Totals | | | 0 | 84:26 | 12-28 | .429 | 0-1 | .000 | 18-24 | .750 | 8 | 10 | 18 | 2.0 | 17 | 4 | 13 | 0 | 2 | 42 | 4.7 |

SEASON & CAREER HIGHS

POINTS

Season 12, at CSU Fullerton (12/2)

Career 12, at CSU Fullerton (12/2/20)

FIELD GOALS

Season 5, New Mexico (1/17)

Career 5, New Mexico (1/17/21)

FREE THROWS

Season 6, at CSU Fullerton (12/2)

Career 6, at CSU Fullerton (12/2/20)

THREE-POINTERS

Season

Career

REBOUNDS

Season 5, twice

Career 9, S Carolina St (11/23/19)

ASSISTS

Season 3, Northern Arizona (11/25)

Career 3, Northern Arizona (11/25/20)

STEALS

Season 1, twice

Career 2, Duke (11/14/19)

BLOCKS

Season 2, Northern Arizona (11/25)

Career 2, Northern Arizona (11/25/20)

TOTALS

DOUBLE-DOUBLES

Season

Career

10+ SCORING GAMES

Season 1

Career 1

10+ REBOUNDING GAMES

Season

Career

PLAYER NOTES

- ◆ Scored 10 points on 5-of-9 shooting and added five rebounds against New Mexico (1/17)
- ◆ Reached double-figures for the first time with 12 points off the bench at CSU Fullerton (12/2)

LADY REBEL BASKETBALL

GAME NOTES - UNLV AT UTAH STATE • JANUARY 25 & 27 • LOGAN, UTAH



#14 • BAILEY THOMAS

5-9 • Senior • Guard • Las Vegas, Nevada

CAREER STATISTICS

THOMAS, Bailey

| SEASON | TEAM | GP-GS | MIN/AVG | Field Goals | | 3-Point | | F-Throws | | Rebounds | | | | Scoring | | | | | | |
|-----------------------|------|--------------|------------------|----------------|-------------|---------------|-------------|---------------|-------------|-----------|------------|------------|------------|--------------|------------|------------|-----------|------------|------------|------------|
| | | | | FG-FGA | FG% | 3FG-FGA | 3FG% | FT-FTA | FT% | OFF | DEF | TOT | AVG | PF-FO | AST | TO | BLK | STL | PTS | AVG |
| 2016-17 | WVU | 15-0 | 59/3.9 | 2-12 | .167 | 1-8 | .125 | 5-6 | .833 | 1 | 1 | 2 | 0.1 | 8-0 | 3 | 1 | 1 | 5 | 10 | 0.7 |
| 2018-19 | UNLV | 30-23 | 744/24.8 | 29-81 | .358 | 17-60 | .283 | 13-22 | .591 | 15 | 37 | 52 | 1.7 | 44-0 | 30 | 28 | 3 | 28 | 88 | 2.9 |
| 2019-20 | UNLV | 30-30 | 943/31.4 | 39-130 | .300 | 25-84 | .298 | 43-56 | .768 | 17 | 56 | 73 | 2.4 | 50-0 | 47 | 45 | 5 | 52 | 146 | 4.9 |
| 2020-21 | UNLV | 11-11 | 419/38.1 | 42-112 | .375 | 21-61 | .344 | 19-24 | .792 | 14 | 38 | 52 | 4.7 | 23-1 | 45 | 28 | 2 | 19 | 124 | 11.3 |
| TOTAL FOR UNLV | | 71-64 | 2106/29.7 | 110-323 | .341 | 63-205 | .307 | 75-102 | .735 | 46 | 131 | 177 | 2.5 | 117-1 | 122 | 101 | 10 | 99 | 358 | 5.0 |
| TOTAL | | 86-64 | 2165/25.2 | 112-335 | .334 | 64-213 | .300 | 80-108 | .741 | 47 | 132 | 179 | 2.1 | 125-1 | 125 | 102 | 11 | 104 | 368 | 4.3 |

GAME BY GAME STATISTICS

| Opponent | Date | GS | MIN | Total | | 3-Pointers | | Free throws | | Rebounds | | | | PF | A | T/O | BLK | STL | PTS | AVG | |
|----------------------|------------|----|-----------|---------------|---------------|-------------|--------------|-------------|--------------|-------------|-----------|-----------|-----------|------------|-----------|-----------|-----------|----------|-----------|------------|-------------|
| | | | | FG-FGA | PCT | 3FG-3FGA | PCT | FT-FTA | PCT | OFF | DEF | TOT | AVG | | | | | | | | |
| Northern Ariz. | 11/25/2020 | * | 29:54 | 4-9 | .444 | 2-5 | .400 | 0-0 | .000 | 1 | 2 | 3 | 3.0 | 5 | 5 | 2 | 0 | 1 | 10 | 10.0 | |
| at Cal St. Fullerton | 12/02/2020 | * | 38:35 | 8-8 | 1.000 | 6-6 | 1.000 | 4-4 | 1.000 | 0 | 3 | 3 | 3.0 | 4 | 2 | 1 | 0 | 4 | 26 | 18.0 | |
| Stanford | 12/05/2020 | * | 36:09 | 3-9 | .333 | 1-1 | 1.000 | 3-4 | .750 | 0 | 0 | 0 | 2.0 | 0 | 1 | 3 | 0 | 1 | 10 | 15.3 | |
| Wyoming | 12/12/2020 | * | 40:00 | 0-4 | .000 | 0-2 | .000 | 0-0 | .000 | 0 | 2 | 2 | 2.0 | 0 | 4 | 2 | 1 | 2 | 0 | 11.5 | |
| Wyoming | 12/14/2020 | * | 34:49 | 0-5 | .000 | 0-2 | .000 | 0-0 | .000 | 1 | 4 | 5 | 2.6 | 3 | 3 | 4 | 0 | 1 | 0 | 9.2 | |
| Pacific | 12/20/2020 | * | 50:00 | 4-12 | .333 | 2-9 | .222 | 3-3 | 1.000 | 1 | 4 | 5 | 3.0 | 4 | 6 | 3 | 0 | 1 | 13 | 9.8 | |
| Loyola Marymount | 12/21/2020 | * | 37:03 | 1-5 | .200 | 1-4 | .250 | 4-4 | 1.000 | 2 | 5 | 7 | 3.6 | 2 | 7 | 2 | 0 | 2 | 7 | 9.4 | |
| Colorado St. | 01/07/2021 | * | 40:00 | 10-25 | .400 | 5-14 | .357 | 4-5 | .800 | 2 | 3 | 5 | 3.8 | 2 | 6 | 6 | 1 | 3 | 29 | 11.9 | |
| Colorado St. | 01/09/2021 | * | 37:10 | 5-16 | .313 | 2-8 | .250 | 0-2 | .000 | 1 | 7 | 8 | 4.2 | 1 | 1 | 2 | 0 | 1 | 12 | 11.9 | |
| New Mexico | 01/15/2021 | * | 35:25 | 3-9 | .333 | 1-5 | .200 | 1-2 | .500 | 3 | 3 | 6 | 4.4 | 1 | 4 | 2 | 0 | 1 | 8 | 11.5 | |
| New Mexico | 01/17/2021 | * | 40:00 | 4-10 | .400 | 1-5 | .200 | 0-0 | .000 | 3 | 5 | 8 | 4.7 | 1 | 6 | 1 | 0 | 2 | 9 | 11.3 | |
| Totals | | | 11 | 419:05 | 42-112 | .375 | 21-61 | .344 | 19-24 | .792 | 14 | 38 | 52 | 4.7 | 23 | 45 | 28 | 2 | 19 | 124 | 11.3 |

SEASON & CAREER HIGHS

POINTS

Season 29, Colorado State (1/7)
 Career 29, Colorado State (1/7/21)

FIELD GOALS

Season 10, Colorado State (1/7)
 Career 10, Colorado State (1/7/21)

FREE THROWS

Season 4, three times
 Career 5, twice

THREE-POINTERS

Season 6, at CSU Fullerton (12/2)
 Career 6, at CSU Fullerton (12/2/20)

REBOUNDS

Season 8, twice
 Career 8, three times

ASSISTS

Season 7, Loyola Marymount (12/20)
 Career 7, Loyola Marymount (12/20/20)

STEALS

Season 4, at CSU Fullerton (12/2 /20)
 Career 4, four times

BLOCKS

Season 1, twice
 Career 2, CSU Fullerton (11/9/19)

TOTALS

DOUBLE-DOUBLES

Season
 Career

10+ SCORING GAMES

Season6
 Career9

10+ REBOUNDING GAMES

Season
 Career

PLAYER NOTES

- ◆ Exploded for a career-high 29 points in UNLV's 80-76 win over Colorado State (1/7), which included an 11-point fourth quarter. Added six assists, five rebounds and three steals in the contest.
- ◆ Turned in a perfect game at CSU Fullerton (12/2), going 8-of-8 from the floor, including 6-of-6 from three-point range, as well as 4-of-4 at the line for a career-high 26 points. The six three-pointers were also a new career high and just one off the school record. She also tied her career steals record with four.
- ◆ Set a career-high with five assists against Northern Arizona (11/25) in the season opener
- ◆ 2019-20 Mountain West Defensive Player of the Year
- ◆ Two-time Mountain West All-Defensive Selection
- ◆ Older sister of freshman Bailey Thomas (the pair have sister who also plays at Arizona)



LADY REBEL BASKETBALL

GAME NOTES - UNLV AT UTAH STATE • JANUARY 25 & 27 • LOGAN, UTAH



#15 • KEYANA WILFRED

6-3 • Sophomore • Center • Mitchell, Nebraska

CAREER STATISTICS

WILFRED, Keyana

| | | Field Goals | | 3-Point | | F-Throws | | Rebounds | | | | Scoring | | | | | | | | | |
|--------------|------|-------------|----------------|--------------|-------------|------------|-------------|--------------|-------------|-----------|-----------|-----------|------------|-------------|----------|-----------|----------|----------|-----------|------------|-----|
| SEASON | TEAM | GP-GS | MIN/AVG | FG-FGA | FG% | 3FG-FGA | 3FG% | FT-FTA | FT% | OFF | DEF | TOT | AVG | PF | FO | AST | TO | BLK | STL | PTS | AVG |
| 2019-20 | UNLV | 15-0 | 61/4.1 | 3-11 | .273 | 0-0 | .000 | 4-6 | .667 | 7 | 7 | 14 | 0.9 | 4-0 | 0 | 6 | 1 | 1 | 10 | 0.7 | |
| 2020-21 | UNLV | 11-3 | 181/16.5 | 28-55 | .509 | 0-0 | .000 | 17-26 | .654 | 23 | 24 | 47 | 4.3 | 18-1 | 9 | 23 | 1 | 4 | 73 | 6.6 | |
| TOTAL | | 26-3 | 242/9.3 | 31-66 | .470 | 0-0 | .000 | 21-32 | .656 | 30 | 31 | 61 | 2.3 | 22-1 | 9 | 29 | 2 | 5 | 83 | 3.2 | |

GAME BY GAME STATISTICS

| Opponent | Date | GS | MIN | Total | | 3-Pointers | | Free throws | | Rebounds | | | | PF | A | T/O | BLK | STL | PTS | AVG | |
|----------------------|------------|----|----------|---------------|--------------|-------------|------------|-------------|--------------|-------------|-----------|-----------|-----------|------------|-----------|----------|-----------|----------|----------|-----------|------------|
| | | | | FG-FGA | PCT | 3FG-3FGA | PCT | FT-FTA | PCT | OFF | DEF | TOT | AVG | | | | | | | | |
| Northern Ariz. | 11/25/2020 | * | 18:15 | 3-5 | .600 | 0-0 | .000 | 5-7 | .714 | 4 | 6 | 10 | 10.0 | 2 | 1 | 3 | 0 | 0 | 11 | 11.0 | |
| at Cal St. Fullerton | 12/02/2020 | * | 09:11 | 0-2 | .000 | 0-0 | .000 | 0-0 | .000 | 2 | 1 | 3 | 6.5 | 4 | 0 | 3 | 1 | 1 | 0 | 5.5 | |
| Stanford | 12/05/2020 | * | 15:19 | 0-2 | .000 | 0-0 | .000 | 0-0 | .000 | 0 | 1 | 1 | 4.7 | 0 | 0 | 3 | 0 | 0 | 0 | 3.7 | |
| Wyoming | 12/12/2020 | | 23:55 | 6-9 | .667 | 0-0 | .000 | 6-8 | .750 | 2 | 3 | 5 | 4.8 | 3 | 0 | 3 | 0 | 1 | 18 | 7.3 | |
| Wyoming | 12/14/2020 | | 18:33 | 5-7 | .714 | 0-0 | .000 | 1-2 | .500 | 4 | 2 | 6 | 5.0 | 2 | 0 | 2 | 0 | 0 | 11 | 8.0 | |
| Pacific | 12/20/2020 | | 26:21 | 2-4 | .500 | 0-0 | .000 | 0-2 | .000 | 0 | 3 | 3 | 4.7 | 5 | 2 | 5 | 0 | 0 | 4 | 7.3 | |
| Loyola Marymount | 12/21/2020 | | 08:14 | 0-3 | .000 | 0-0 | .000 | 0-2 | .000 | 2 | 0 | 2 | 4.3 | 0 | 1 | 0 | 0 | 0 | 0 | 6.3 | |
| Colorado St. | 01/07/2021 | | 08:22 | 0-2 | .000 | 0-0 | .000 | 0-0 | .000 | 0 | 1 | 1 | 3.9 | 1 | 0 | 0 | 0 | 0 | 0 | 5.5 | |
| Colorado St. | 01/09/2021 | | 19:06 | 7-10 | .700 | 0-0 | .000 | 1-1 | 1.000 | 3 | 1 | 4 | 3.9 | 0 | 1 | 0 | 0 | 0 | 15 | 6.6 | |
| New Mexico | 01/15/2021 | | 21:12 | 4-7 | .571 | 0-0 | .000 | 4-4 | 1.000 | 3 | 4 | 7 | 4.2 | 1 | 3 | 2 | 0 | 1 | 12 | 7.1 | |
| New Mexico | 01/17/2021 | | 12:57 | 1-4 | .250 | 0-0 | .000 | 0-0 | .000 | 3 | 2 | 5 | 4.3 | 0 | 1 | 2 | 0 | 1 | 2 | 6.6 | |
| Totals | | | 3 | 181:25 | 28-55 | .509 | 0-0 | .000 | 17-26 | .654 | 23 | 24 | 47 | 4.3 | 18 | 9 | 23 | 1 | 4 | 73 | 6.6 |

SEASON & CAREER HIGHS

POINTS

Season 18, Wyoming (12/12)

Career 18, Wyoming (12/12/20)

FIELD GOALS

Season 7, Colorado State (1/9)

Career 7, Colorado State (1/9/21)

FREE THROWS

Season 6, Wyoming (12/12)

Career 6, Wyoming (12/12/20)

THREE-POINTERS

Season

Career

REBOUNDS

Season 10, Northern Arizona (11/25)

Career 10, Northern Arizona (11/25/20)

ASSISTS

Season 3, New Mexico (1/15)

Career 3, New Mexico (1/15/21)

STEALS

Season 1, three times

Career 1, four times

BLOCKS

Season 1, at CSU Fullerton (12/2)

Career 1, twice

TOTALS

DOUBLE-DOUBLES

Season 1

Career 1

10+ SCORING GAMES

Season 4

Career 4

10+ REBOUNDING GAMES

Season 1

Career 1

PLAYER NOTES

- ◆ Scored 18 points on 6-of-9 shooting in just 23 minutes of action in the 54-46 win over Wyoming (12/12)
- ◆ Posted her first career double-double with career-highs of 11 points and 10 rebounds against Northern Arizona (11/25)

LADY REBEL BASKETBALL

GAME NOTES - UNLV AT UTAH STATE • JANUARY 25 & 27 • LOGAN, UTAH



#21 • DELAYNIE BYRNE

6-3 • Sophomore • Forward • Arvada, Colorado

CAREER STATISTICS

BYRNE, Delaynie

| SEASON | TEAM | GP-GS | MIN/AVG | Field Goals | | 3-Point | | F-Throws | | Rebounds | | | | Scoring | | | | | | |
|-----------------------|------|--------------|-----------------|---------------|-------------|--------------|-------------|--------------|-------------|-----------|-----------|-----------|------------|-------------|-----------|-----------|-----------|-----------|------------|-------------|
| | | | | FG-FGA | FG% | 3FG-FGA | 3FG% | FT-FTA | FT% | OFF | DEF | TOT | AVG | PF-FO | AST | TO | BLK | STL | PTS | AVG |
| 2018-19 | MINN | 17-0 | 85/5.0 | 5-21 | .238 | 4-17 | .235 | 2-4 | .500 | 5 | 7 | 12 | 0.7 | 5-0 | 2 | 2 | 5 | 5 | 16 | 0.9 |
| 2020-21 | UNLV | 11-11 | 359/32.7 | 50-109 | .459 | 28-65 | .431 | 25-34 | .735 | 19 | 59 | 78 | 7.1 | 15-0 | 12 | 18 | 9 | 8 | 153 | 13.9 |
| TOTAL FOR UNLV | | 11-11 | 359/32.7 | 50-109 | .459 | 28-65 | .431 | 25-34 | .735 | 19 | 59 | 78 | 7.1 | 15-0 | 12 | 18 | 9 | 8 | 153 | 13.9 |
| TOTAL | | 28-11 | 444/15.9 | 55-130 | .423 | 32-82 | .390 | 27-38 | .711 | 24 | 66 | 90 | 3.2 | 20-0 | 14 | 20 | 14 | 13 | 169 | 6.0 |

GAME BY GAME STATISTICS

| Opponent | Date | GS | MIN | Total | | 3-Pointers | | Free throws | | Rebounds | | | | PF | A | T/O | BLK | STL | PTS | AVG | |
|----------------------|------------|----|-----------|---------------|---------------|-------------|--------------|-------------|--------------|-------------|-----------|-----------|-----------|------------|-----------|-----------|-----------|----------|----------|------------|-------------|
| | | | | FG-FGA | PCT | 3FG-3FGA | PCT | FT-FTA | PCT | OFF | DEF | TOT | AVG | | | | | | | | |
| Northern Ariz. | 11/25/2020 | * | 30:31 | 6-14 | .429 | 4-12 | .333 | 2-4 | .500 | 4 | 6 | 10 | 10.0 | 1 | 1 | 2 | 1 | 2 | 18 | 18.0 | |
| at Cal St. Fullerton | 12/02/2020 | * | 26:15 | 2-5 | .400 | 1-4 | .250 | 4-4 | 1.000 | 2 | 1 | 3 | 6.5 | 3 | 2 | 1 | 1 | 0 | 9 | 13.5 | |
| Stanford | 12/05/2020 | * | 29:03 | 1-9 | .111 | 1-5 | .200 | 1-4 | .250 | 0 | 3 | 3 | 5.3 | 1 | 2 | 2 | 1 | 0 | 4 | 10.3 | |
| Wyoming | 12/12/2020 | * | 36:19 | 3-7 | .429 | 2-4 | .500 | 1-2 | .500 | 1 | 10 | 11 | 6.8 | 3 | 0 | 0 | 2 | 0 | 9 | 10.0 | |
| Wyoming | 12/14/2020 | * | 30:56 | 2-8 | .250 | 0-3 | .000 | 3-4 | .750 | 3 | 3 | 6 | 6.6 | 2 | 0 | 2 | 1 | 2 | 7 | 9.4 | |
| Pacific | 12/20/2020 | * | 38:00 | 7-14 | .500 | 4-9 | .444 | 0-0 | .000 | 0 | 10 | 10 | 7.2 | 2 | 0 | 4 | 0 | 0 | 18 | 10.8 | |
| Loyola Marymount | 12/21/2020 | * | 35:59 | 7-12 | .583 | 5-7 | .714 | 5-5 | 1.000 | 3 | 8 | 11 | 7.7 | 0 | 2 | 1 | 0 | 0 | 24 | 12.7 | |
| Colorado St. | 01/07/2021 | * | 40:00 | 4-5 | .800 | 2-2 | 1.000 | 0-0 | .000 | 2 | 4 | 6 | 7.5 | 0 | 1 | 1 | 1 | 1 | 10 | 12.4 | |
| Colorado St. | 01/09/2021 | * | 32:06 | 4-9 | .444 | 2-4 | .500 | 0-0 | .000 | 2 | 4 | 6 | 7.3 | 2 | 0 | 2 | 1 | 0 | 10 | 12.1 | |
| New Mexico | 01/15/2021 | * | 30:32 | 7-10 | .700 | 4-6 | .667 | 3-5 | .600 | 1 | 4 | 5 | 7.1 | 0 | 2 | 1 | 1 | 0 | 21 | 13.0 | |
| New Mexico | 01/17/2021 | * | 29:35 | 7-16 | .438 | 3-9 | .333 | 6-6 | 1.000 | 1 | 6 | 7 | 7.1 | 1 | 2 | 2 | 0 | 3 | 23 | 13.9 | |
| Totals | | | 11 | 359:16 | 50-109 | .459 | 28-65 | .431 | 25-34 | .735 | 19 | 59 | 78 | 7.1 | 15 | 12 | 18 | 9 | 8 | 153 | 13.9 |

SEASON & CAREER HIGHS

POINTS

Season24, Loyola Marymount (12/21)
 Career..... 24, Loyola Marymount (12/21/20)

FIELD GOALS

Season 7, four times
 Career..... 7, four times

FREE THROWS

Season 6, New Mexico (1/17)
 Career..... 6, New Mexico (1/17/21)

THREE-POINTERS

Season5, Loyola Marymount (12/21)
 Career..... 5, Loyola Marymount (12/21/20)

REBOUNDS

Season 11, twice
 Career..... 11, twice

ASSISTS

Season2, five times
 Career.....2, five times

STEALS

Season3, New Mexico (1/17)
 Career.....3, New Mexico (1/17/21)

BLOCKS

Season 2, Wyoming (12/12)
 Career..... 2, Wyoming (12/12/20)

TOTALS

DOUBLE-DOUBLES

Season3
 Career.....3

10+ SCORING GAMES

Season7
 Career.....7

10+ REBOUNDING GAMES

Season4
 Career.....4

PLAYER NOTES

- ◆ Posted back-to-back 20 point performances (21 on 1/15 and 23 on 1/17) against New Mexico. That gives her three in the past five games.
- ◆ Named MW Player of the Week (Dec. 28) after her record-setting performance against LMU
- ◆ Scored a career-high 24 points, including a run of 11 straight points in the first quarter, while hitting a career-best five three-pointers and going 5-of-5 at the line in UNLV's win over LMU (12/21). Also added 11 rebounds for her second straight double-double
- ◆ Recorded 19 points, 10 rebounds and made four treys against Pacific (12/20)
- ◆ Set or tied a career-high in every single category in her debut as a Lady Rebel as she posted team-highs in points (18) and rebounds (10) for her first career double-double against Northern Arizona (11/25). Also hit a team-high four three-pointers in the game.
- ◆ Transfer from Minnesota, sat out the 2019-20 due to NCAA transfer rules



LADY REBEL BASKETBALL

GAME NOTES - UNLV AT UTAH STATE • JANUARY 25 & 27 • LOGAN, UTAH



#22 • TIANNA CARTER

6-1 • RS-Freshman • Forward • Tucson, Arizona

CAREER STATISTICS

CARTER, Tianna

| SEASON TEAM | GP-GS | MIN/AVG | Field Goals | | 3-Point | | F-Throws | | Rebounds | | | | Scoring | | | | | | |
|--------------|-------------|---------------|-------------|-------------|-------------|-------------|------------|-------------|----------|-----------|-----------|------------|------------|----------|----------|----------|----------|-----------|------------|
| | | | FG-FGA | FG% | 3FG-FGA | 3FG% | FT-FTA | FT% | OFF | DEF | TOT | AVG | PF-FO | AST | TO | BLK | STL | PTS | AVG |
| 2020-21 UNLV | 10-0 | 58/5.8 | 3-16 | .188 | 0-10 | .000 | 6-9 | .667 | 2 | 13 | 15 | 1.5 | 2-0 | 2 | 5 | 1 | 2 | 12 | 1.2 |
| TOTAL | 10-0 | 58/5.8 | 3-16 | .188 | 0-10 | .000 | 6-9 | .667 | 2 | 13 | 15 | 1.5 | 2-0 | 2 | 5 | 1 | 2 | 12 | 1.2 |

GAME BY GAME STATISTICS

| Opponent | Date | GS | MIN | Total | | 3-Pointers | | Free throws | | Rebounds | | | | PF | A | T/O | BLK | STL | PTS | AVG |
|----------------------|------------|----|----------------|-------------|-------------|-------------|-------------|-------------|-------------|----------|-----------|-----------|------------|----------|----------|----------|----------|----------|-----------|------------|
| | | | | FG-FGA | PCT | 3FG-3FGA | PCT | FT-FTA | PCT | OFF | DEF | TOT | AVG | | | | | | | |
| Northern Ariz. | 11/25/2020 | | 04:50 | 0-1 | .000 | 0-0 | .000 | 0-0 | .000 | 0 | 0 | 0 | 0.0 | 0 | 0 | 0 | 0 | 0 | 0.0 | |
| at Cal St. Fullerton | 12/02/2020 | | 12:20 | 0-3 | .000 | 0-1 | .000 | 2-2 | 1.000 | 0 | 3 | 3 | 1.5 | 0 | 1 | 1 | 0 | 1 | 2 | 1.0 |
| Stanford | 12/05/2020 | | 03:56 | 0-3 | .000 | 0-3 | .000 | 0-0 | .000 | 1 | 1 | 2 | 1.7 | 0 | 1 | 0 | 0 | 0 | 0.7 | |
| Wyoming | 12/14/2020 | | 07:33 | 1-3 | .333 | 0-2 | .000 | 1-2 | .500 | 0 | 3 | 3 | 2.0 | 0 | 0 | 1 | 0 | 0 | 3 | 1.3 |
| Pacific | 12/20/2020 | | 06:36 | 0-2 | .000 | 0-2 | .000 | 0-0 | .000 | 0 | 2 | 2 | 2.0 | 0 | 0 | 0 | 0 | 0 | 1.0 | |
| Loyola Marymount | 12/21/2020 | | 04:01 | 0-0 | .000 | 0-0 | .000 | 1-2 | .500 | 0 | 0 | 0 | 1.7 | 0 | 0 | 0 | 1 | 0 | 1.0 | |
| Colorado St. | 01/07/2021 | | 07:56 | 0-1 | .000 | 0-1 | .000 | 0-0 | .000 | 1 | 3 | 4 | 2.0 | 1 | 0 | 1 | 0 | 0 | 0.9 | |
| Colorado St. | 01/09/2021 | | 05:04 | 0-1 | .000 | 0-1 | .000 | 0-0 | .000 | 0 | 0 | 0 | 1.8 | 0 | 0 | 1 | 0 | 1 | 0.8 | |
| New Mexico | 01/15/2021 | | 03:47 | 2-2 | 1.000 | 0-0 | .000 | 2-3 | .667 | 0 | 1 | 1 | 1.7 | 0 | 0 | 0 | 0 | 6 | 1.3 | |
| New Mexico | 01/17/2021 | | 02:20 | 0-0 | .000 | 0-0 | .000 | 0-0 | .000 | 0 | 0 | 0 | 1.5 | 1 | 0 | 1 | 0 | 0 | 1.2 | |
| Totals | | | 0 58:22 | 3-16 | .188 | 0-10 | .000 | 6-9 | .667 | 2 | 13 | 15 | 1.5 | 2 | 2 | 5 | 1 | 2 | 12 | 1.2 |

SEASON & CAREER HIGHS

POINTS

Season 6, New Mexico (1/15)

Career 6, New Mexico (1/15/21)

FIELD GOALS

Season 2, New Mexico (1/15)

Career 2, New Mexico (1/15/21)

FREE THROWS

Season 2, twice

Career 2, twice

THREE-POINTERS

Season

Career

REBOUNDS

Season 4, Colorado State (1/7)

Career 4, Colorado State (1/7/21)

ASSISTS

Season 1, twice

Career 1, twice

STEALS

Season 1, twice

Career 1, twice

BLOCKS

Season 1, Loyola Marymount (12/21)

Career 1, Loyola Marymount (12/21/20)

TOTALS

DOUBLE-DOUBLES

Season

Career

10+ SCORING GAMES

Season

Career

10+ REBOUNDING GAMES

Season

Career

PLAYER NOTES

- ◆ Had her best game at UNLV with six points, all in the first half, in UNLV's 78-60 victory over New Mexico (1/15)
- ◆ Posted her first career points and rebounds as a Lady Rebel with two and three, respectively at CSU Fullerton (12/2)

LADY REBEL BASKETBALL



GAME NOTES - UNLV AT UTAH STATE • JANUARY 25 & 27 • LOGAN, UTAH



#23 • DESI-RAE YOUNG

6-1 • Freshman • Forward • Las Vegas, Nevada

CAREER STATISTICS

YOUNG, Desi-rae

| SEASON TEAM | GP-GS | MIN/AVG | Field Goals | | 3-Point | | F-Throws | | Rebounds | | | | Scoring | | | | | | |
|--------------|-------------|-----------------|--------------|-------------|------------|-------------|--------------|-------------|-----------|-----------|-----------|------------|-------------|----------|-----------|----------|-----------|------------|-------------|
| | | | FG-FGA | FG% | 3FG-FGA | 3FG% | FT-FTA | FT% | OFF | DEF | TOT | AVG | PF-FO | AST | TO | BLK | STL | PTS | AVG |
| 2020-21 UNLV | 11-8 | 211/19.2 | 46-89 | .517 | 0-0 | .000 | 34-53 | .642 | 21 | 44 | 65 | 5.9 | 29-2 | 9 | 25 | 3 | 11 | 126 | 11.5 |
| TOTAL | 11-8 | 211/19.2 | 46-89 | .517 | 0-0 | .000 | 34-53 | .642 | 21 | 44 | 65 | 5.9 | 29-2 | 9 | 25 | 3 | 11 | 126 | 11.5 |

GAME BY GAME STATISTICS

| Opponent | Date | GS | MIN | Total | | 3-Pointers | | Free throws | | Rebounds | | | | PF | A | T/O | BLK | STL | PTS | AVG |
|----------------------|--------------|----|-----------------|--------------|-------------|------------|-------------|--------------|-------------|-----------|-----------|-----------|------------|-----------|----------|-----------|----------|-----------|------------|-------------|
| | | | | FG-FGA | PCT | 3FG-3FGA | PCT | FT-FTA | PCT | OFF | DEF | TOT | AVG | | | | | | | |
| Northern Ariz. | 11/25/2020 | | 12:07 | 4-4 | 1.000 | 0-0 | .000 | 3-3 | 1.000 | 2 | 4 | 6 | 6.0 | 4 | 0 | 3 | 0 | 11 | 11.0 | |
| at Cal St. Fullerton | 12/02/2020 | | 10:41 | 4-6 | .667 | 0-0 | .000 | 2-5 | .400 | 2 | 2 | 4 | 5.0 | 5 | 2 | 3 | 0 | 10 | 10.5 | |
| Stanford | 12/05/2020 | | 19:48 | 2-5 | .400 | 0-0 | .000 | 6-9 | .667 | 2 | 2 | 4 | 4.7 | 3 | 0 | 2 | 0 | 2 | 10.3 | |
| Wyoming | 12/12/2020 * | | 16:50 | 4-8 | .500 | 0-0 | .000 | 1-2 | .500 | 2 | 6 | 8 | 5.5 | 1 | 0 | 4 | 0 | 9 | 10.0 | |
| Wyoming | 12/14/2020 * | | 22:02 | 9-13 | .692 | 0-0 | .000 | 2-4 | .500 | 2 | 1 | 3 | 5.0 | 1 | 0 | 2 | 0 | 20 | 12.0 | |
| Pacific | 12/20/2020 * | | 20:57 | 3-8 | .375 | 0-0 | .000 | 3-4 | .750 | 2 | 5 | 7 | 5.3 | 5 | 0 | 3 | 0 | 2 | 9 | 11.5 |
| Loyola Marymount | 12/21/2020 * | | 26:23 | 4-10 | .400 | 0-0 | .000 | 7-7 | 1.000 | 3 | 2 | 5 | 5.3 | 3 | 1 | 3 | 0 | 1 | 15 | 12.0 |
| Colorado St. | 01/07/2021 * | | 23:42 | 6-8 | .750 | 0-0 | .000 | 4-7 | .571 | 3 | 9 | 12 | 6.1 | 3 | 1 | 2 | 0 | 1 | 16 | 12.5 |
| Colorado St. | 01/09/2021 * | | 23:44 | 2-10 | .200 | 0-0 | .000 | 0-2 | .000 | 2 | 6 | 8 | 6.3 | 2 | 0 | 1 | 0 | 2 | 4 | 11.6 |
| New Mexico | 01/15/2021 * | | 19:07 | 2-10 | .200 | 0-0 | .000 | 3-4 | .750 | 1 | 6 | 7 | 6.4 | 0 | 3 | 2 | 0 | 2 | 7 | 11.1 |
| New Mexico | 01/17/2021 * | | 16:08 | 6-7 | .857 | 0-0 | .000 | 3-6 | .500 | 0 | 1 | 1 | 5.9 | 2 | 2 | 3 | 0 | 1 | 15 | 11.5 |
| Totals | | | 8 211:30 | 46-89 | .517 | 0-0 | .000 | 34-53 | .642 | 21 | 44 | 65 | 5.9 | 29 | 9 | 25 | 3 | 11 | 126 | 11.5 |

SEASON & CAREER HIGHS

POINTS

Season 20, Wyoming (12/14)
 Career 20, Wyoming (12/14/20)

FIELD GOALS

Season 9, Wyoming (12/14)
 Career 9, Wyoming (12/14/20)

FREE THROWS

Season 7, Loyola Marymount (12/21)
 Career 7, Loyola Marymount (12/21/20)

THREE-POINTERS

Season
 Career

REBOUNDS

Season 12, Colorado State (1/7)
 Career 12, Colorado State (1/7/21)

ASSISTS

Season 3, New Mexico (1/15)
 Career 3, New Mexico (1/15/21)

STEALS

Season 2, four times
 Career 2, four times

BLOCKS

Season 3, Northern Arizona (11/25)
 Career Northern Arizona (11/25/20)

TOTALS

DOUBLE-DOUBLES

Season 1
 Career 1

10+ SCORING GAMES

Season 7
 Career 7

10+ REBOUNDING GAMES

Season 1
 Career 1

PLAYER NOTES

- ◆ Currently is the top scoring and rebounding freshman in the Mountain West
- ◆ Has a team-high seven double-figure scoring games in UNLV's first 11 games this season.
- ◆ Claimed her first career double-double with 16 points and 12 rebounds against Colorado State (1/7)
- ◆ Notched 15 points and went 7-for-7 from the line against LMU (12/21)
- ◆ Season-high 20 points on 9-of-13 shooting against Wyoming (12/14)
- ◆ Third straight double-figure scoring game off the bench with 10 against Stanford (12/5)
- ◆ In her first career collegiate, was perfect from the floor (3-of-3) and at the line (4-of-4) for 11 points



LADY REBEL BASKETBALL

GAME NOTES - UNLV AT UTAH STATE • JANUARY 25 & 27 • LOGAN, UTAH



SEASON & CAREER HIGHS

POINTS

Season 19, Pacific (12/20)
Career 19, Pacific (12/20/21)

FIELD GOALS

Season 5, twice
Career 5, twice

FREE THROWS

Season 8, Pacific (12/20)
Career 8, Pacific (12/20/20)

THREE-POINTERS

Season 3, Stanford (12/5)
Career 3, Stanford (12/5/20)

REBOUNDS

Season 12, Pacific (12/20)
Career 12, Pacific (12/20/20)

ASSISTS

Season 3, twice
Career 5, at CSU Fullerton (12/1/18)

STEALS

Season 3, twice
Career 4, Westcliff (11/26/18)

BLOCKS

Season 1, Wyoming (12/12)
Career 1, twice

TOTALS

DOUBLE-DOUBLES

Season 1
Career 1

10+ SCORING GAMES

Season 5
Career 5

10+ REBOUNDING GAMES

Season 1
Career 1

#30 • NIA JOHNSON

5-8 • Junior • Guard • Sacramento, California

CAREER STATISTICS

JOHNSON, Nia

| SEASON | TEAM | GP-GS | MIN/AVG | Field Goals | | 3-Point | | F-Throws | | Rebounds | | | | Scoring | | | | | | |
|-----------------------|------|--------------|-----------------|---------------|-------------|--------------|-------------|--------------|-------------|-----------|-----------|-----------|------------|-------------|-----------|-----------|----------|-----------|------------|------------|
| | | | | FG-FGA | FG% | 3FG-FGA | 3FG% | FT-FTA | FT% | OFF | DEF | TOT | AVG | PF-FO | AST | TO | BLK | STL | PTS | AVG |
| 2018-19 | CSUB | 28-1 | 251/9.0 | 18-66 | .273 | 8-36 | .222 | 10-18 | .556 | 13 | 19 | 32 | 1.1 | 29-0 | 20 | 17 | 1 | 13 | 54 | 1.9 |
| 2020-21 | UNLV | 11-11 | 270/24.6 | 30-111 | .270 | 11-47 | .234 | 26-31 | .839 | 13 | 39 | 52 | 4.7 | 31-1 | 14 | 18 | 1 | 11 | 97 | 8.8 |
| TOTAL FOR UNLV | | 11-11 | 270/24.6 | 30-111 | .270 | 11-47 | .234 | 26-31 | .839 | 13 | 39 | 52 | 4.7 | 31-1 | 14 | 18 | 1 | 11 | 97 | 8.8 |
| TOTAL | | 39-12 | 522/13.4 | 48-177 | .271 | 19-83 | .229 | 36-49 | .735 | 26 | 58 | 84 | 2.2 | 60-1 | 34 | 35 | 2 | 24 | 151 | 3.9 |

GAME BY GAME STATISTICS

| Opponent | Date | GS | MIN | Total | | 3-Pointers | | Free throws | | Rebounds | | | | PF | A | T/O | BLK | STL | PTS | AVG | |
|----------------------|------------|----|-----------|---------------|---------------|-------------|--------------|-------------|--------------|-------------|-----------|-----------|-----------|------------|-----------|-----------|-----------|----------|-----------|-----------|------------|
| | | | | FG-FGA | PCT | 3FG-FGA | PCT | FT-FTA | PCT | OFF | DEF | TOT | AVG | | | | | | | | |
| Northern Ariz. | 11/25/2020 | * | 14:58 | 0-9 | .000 | 0-3 | .000 | 0-0 | .000 | 1 | 4 | 5 | 5.0 | 4 | 1 | 2 | 0 | 0 | 0 | 0.0 | |
| at Cal St. Fullerton | 12/02/2020 | * | 15:42 | 1-9 | .111 | 1-5 | .200 | 0-0 | .000 | 1 | 3 | 4 | 4.5 | 2 | 1 | 1 | 0 | 1 | 3 | 1.5 | |
| Stanford | 12/05/2020 | * | 18:54 | 3-10 | .300 | 3-5 | .600 | 3-4 | .750 | 1 | 4 | 5 | 4.7 | 1 | 0 | 1 | 0 | 0 | 12 | 5.0 | |
| Wyoming | 12/12/2020 | * | 17:39 | 2-6 | .333 | 1-5 | .200 | 2-2 | 1.000 | 0 | 3 | 3 | 4.3 | 4 | 1 | 3 | 1 | 0 | 7 | 5.5 | |
| Wyoming | 12/14/2020 | * | 26:42 | 4-10 | .400 | 2-6 | .333 | 2-2 | 1.000 | 0 | 0 | 0 | 3.4 | 5 | 0 | 1 | 0 | 1 | 12 | 6.8 | |
| Pacific | 12/20/2020 | * | 45:49 | 5-14 | .357 | 1-6 | .167 | 8-10 | .800 | 6 | 6 | 12 | 4.8 | 1 | 3 | 2 | 0 | 1 | 19 | 8.8 | |
| Loyola Marymount | 12/21/2020 | * | 23:23 | 2-9 | .222 | 0-4 | .000 | 5-6 | .833 | 1 | 3 | 4 | 4.7 | 3 | 2 | 1 | 0 | 3 | 9 | 8.9 | |
| Colorado St. | 01/07/2021 | * | 38:13 | 5-13 | .385 | 2-5 | .400 | 4-5 | .800 | 0 | 6 | 6 | 4.9 | 4 | 2 | 3 | 0 | 1 | 16 | 9.8 | |
| Colorado St. | 01/09/2021 | * | 30:00 | 4-15 | .267 | 0-4 | .000 | 2-2 | 1.000 | 1 | 3 | 4 | 4.8 | 4 | 0 | 1 | 0 | 0 | 10 | 9.8 | |
| New Mexico | 01/15/2021 | * | 27:07 | 3-12 | .250 | 1-3 | .333 | 0-0 | .000 | 2 | 5 | 7 | 5.0 | 2 | 3 | 1 | 0 | 3 | 7 | 9.5 | |
| New Mexico | 01/17/2021 | * | 11:59 | 1-4 | .250 | 0-1 | .000 | 0-0 | .000 | 0 | 2 | 2 | 4.7 | 1 | 1 | 2 | 0 | 1 | 2 | 8.8 | |
| Totals | | | 11 | 270:26 | 30-111 | .270 | 11-47 | .234 | 26-31 | .839 | 13 | 39 | 52 | 4.7 | 31 | 14 | 18 | 1 | 11 | 97 | 8.8 |

PLAYER NOTES

- ◆ Turned in the best game of her career with new career-highs of 19 points and 12 rebounds for her first career double-double in UNLV's double-overtime loss to Pacific (12/20)
- ◆ Second career double-figure game as a Lady Rebel with 12 against Wyoming (12/14)
- ◆ Set new career-highs in points and three-pointers made with 12 and three, respectively, against Stanford (12/5)
- ◆ Junior college transfer from Diablo Valley College, where she averaged 20.9 points and earned All-State First Team honors and All-Big 8 Conference recognition as a sophomore in 2019-20
- ◆ Played her freshman season at CSU Bakersfield and appeared in 28 games with 54 points

LADY REBEL BASKETBALL



GAME NOTES - UNLV AT UTAH STATE • JANUARY 25 & 27 • LOGAN, UTAH



#34 • CITLALLI GURROLA
5-6 • Sophomore • Guard • Spring Valley, California

CAREER STATISTICS

GURROLA, Citlalli

| SEASON | TEAM | GP-GS | MIN/AVG | Field Goals | | 3-Point | | F-Throws | | Rebounds | | | | Scoring | | | | | | |
|--------------|------|------------|--------------|-------------|-------------|------------|-------------|------------|-------------|----------|----------|----------|------------|------------|----------|----------|----------|----------|----------|------------|
| | | | | FG-FGA | FG% | 3FG-FGA | 3FG% | FT-FTA | FT% | OFF | DEF | TOT | AVG | PF | FO | AST | TO | BLK | STL | PTS |
| 2019-20 | UNLV | 1-0 | 3/2.6 | 1-2 | .500 | 1-2 | .500 | 0-0 | .000 | 0 | 0 | 0 | 0.0 | 0-0 | 0 | 0 | 0 | 0 | 3 | 3.0 |
| 2020-21 | UNLV | 1-0 | 1/1.4 | 0-1 | .000 | 0-1 | .000 | 0-0 | .000 | 0 | 0 | 0 | 0.0 | 0-0 | 0 | 0 | 0 | 0 | 0 | 0.0 |
| TOTAL | | 2-0 | 4/2.0 | 1-3 | .333 | 1-3 | .333 | 0-0 | .000 | 0 | 0 | 0 | 0.0 | 0-0 | 0 | 0 | 0 | 0 | 3 | 1.5 |

GAME BY GAME STATISTICS

| Opponent | Date | GS | MIN | Total | | 3-Pointers | | Free throws | | Rebounds | | | | PF | | | | PTS | | |
|------------------|------------|----------|--------------|------------|-------------|------------|-------------|-------------|-------------|----------|----------|----------|------------|----------|----------|----------|----------|----------|----------|----------|
| | | | | FG-FGA | PCT | 3FG-3FGA | PCT | FT-FTA | PCT | OFF | DEF | TOT | AVG | A | T/O | BLK | STL | PTS | AVG | |
| Loyola Marymount | 12/21/2020 | | 01:26 | 0-1 | .000 | 0-1 | .000 | 0-0 | .000 | 0 | 0 | 0 | 0.0 | 0 | 0 | 0 | 0 | 0 | 0 | 0 |
| Totals | | 0 | 01:26 | 0-1 | .000 | 0-1 | .000 | 0-0 | .000 | 0 | 0 | 0 | 0.0 | 0 | 0 | 0 | 0 | 0 | 0 | 0 |

SEASON & CAREER HIGHS

POINTS

Season
 Career 3, Utah State (2/5/20)

FIELD GOALS

Season
 Career 1, Utah State (2/5/20)

FREE THROWS

Season
 Career

THREE-POINTERS

Season
 Career 1, Utah State (2/5/20)

REBOUNDS

Season
 Career

ASSISTS

Season
 Career

STEALS

Season
 Career

BLOCKS

Season
 Career

TOTALS

DOUBLE-DOUBLES

Season
 Career

10+ SCORING GAMES

Season
 Career

10+ REBOUNDING GAMES

Season
 Career

PLAYER NOTES

- ◆ Made her first appearance this year in the win over Loyola Marymount (12/21)
- ◆ Walk-on on this year's squad



LADY REBEL BASKETBALL

GAME NOTES - UNLV AT UTAH STATE • JANUARY 25 & 27 • LOGAN, UTAH



2020-21 UNLV Women's Basketball Combined Team Statistics All games

Page 1/1
as of Jan 18, 2021

Game Records

| Record | Overall | Home | Away | Neutral |
|----------------|---------|------|------|---------|
| ALL GAMES | 5-6 | 4-6 | 1-0 | 0-0 |
| CONFERENCE | 3-3 | 3-3 | 0-0 | 0-0 |
| NON-CONFERENCE | 2-3 | 1-3 | 1-0 | 0-0 |

Score by Periods

| Team | 1st | 2nd | 3rd | 4th | OT | TOT |
|-----------|-----|-----|-----|-----|----|-----|
| UNLV | 168 | 205 | 194 | 202 | 15 | 784 |
| Opponents | 190 | 202 | 184 | 187 | 17 | 780 |

Team Box Score

| No. | Player | Total | | | 3-Point | | F-Throw | | Rebounds | | | | PF DQ A TO BLK STL PTS AVG | | | | | | | | | |
|------------------|--------------------|-----------|-------------|------|----------------|-------------|---------------|-------------|----------------|-------------|------------|------------|----------------------------|-------------|------------|----------|------------|------------|-----------|-----------|------------|-------------|
| | | GP-GS | MIN | AVG | FG-FGA | FG% | 3FG-FGA | 3FG% | FT-FTA | FT% | OFF | DEF | TOT | AVG | PF | DQ | A | TO | BLK | STL | PTS | AVG |
| 21 | BYRNE, Delaynie | 11-11 | 359:16 | 32.7 | 50-109 | .459 | 28-65 | .431 | 25-34 | .735 | 19 | 59 | 78 | 7.1 | 15 | 0 | 12 | 18 | 9 | 8 | 153 | 13.9 |
| 23 | YOUNG, Desi-Rae | 11-8 | 211:30 | 19.2 | 46-89 | .517 | 0-0 | .000 | 34-53 | .642 | 21 | 44 | 65 | 5.9 | 29 | 2 | 9 | 25 | 3 | 11 | 126 | 11.5 |
| 14 | THOMAS, Bailey | 11-11 | 419:05 | 38.1 | 42-112 | .375 | 21-61 | .344 | 19-24 | .792 | 14 | 38 | 52 | 4.7 | 23 | 1 | 45 | 28 | 2 | 19 | 124 | 11.3 |
| 5 | THOMAS, Jade | 11-11 | 395:30 | 36.0 | 34-93 | .366 | 23-62 | .371 | 9-14 | .643 | 11 | 26 | 37 | 3.4 | 17 | 0 | 19 | 19 | 3 | 11 | 100 | 9.1 |
| 30 | JOHNSON, Nia | 11-11 | 270:26 | 24.6 | 30-111 | .270 | 11-47 | .234 | 26-31 | .839 | 13 | 39 | 52 | 4.7 | 31 | 1 | 14 | 18 | 1 | 11 | 97 | 8.8 |
| 15 | WILFRED, Keyana | 11-3 | 181:25 | 16.5 | 28-55 | .509 | 0-0 | .000 | 17-26 | .654 | 23 | 24 | 47 | 4.3 | 18 | 1 | 9 | 23 | 1 | 4 | 73 | 6.6 |
| 12 | BLOUNT, Anna | 9-0 | 84:26 | 9.4 | 12-28 | .429 | 0-1 | .000 | 18-24 | .750 | 8 | 10 | 18 | 2.0 | 17 | 0 | 4 | 13 | 0 | 2 | 42 | 4.7 |
| 10 | BUCKLEY, Jacinta | 11-0 | 129:42 | 11.8 | 13-43 | .302 | 4-14 | .286 | 2-2 | 1.000 | 11 | 18 | 29 | 2.6 | 10 | 0 | 9 | 6 | 3 | 2 | 32 | 2.9 |
| 2 | SINGLETON, Jasmine | 10-0 | 138:51 | 13.9 | 6-16 | .375 | 2-5 | .400 | 11-19 | .579 | 7 | 19 | 26 | 2.6 | 10 | 0 | 19 | 20 | 0 | 12 | 25 | 2.5 |
| 22 | CARTER, Tianna | 10-0 | 58:22 | 5.8 | 3-16 | .188 | 0-10 | .000 | 6-9 | .667 | 2 | 13 | 15 | 1.5 | 2 | 0 | 2 | 5 | 1 | 2 | 12 | 1.2 |
| 34 | GURROLA, Citalli | 1-0 | 01:26 | 1.4 | 0-1 | .000 | 0-1 | .000 | 0-0 | .000 | 0 | 0 | 0 | 0.0 | 0 | 0 | 0 | 0 | 0 | 0 | 0 | 0.0 |
| Team | | | | | | | | | | | 16 | 33 | 49 | | | | | 11 | | | | |
| Total | | 11 | 2250 | | 264-673 | .392 | 89-266 | .335 | 167-236 | .708 | 145 | 323 | 468 | 42.5 | 172 | 5 | 142 | 186 | 23 | 82 | 784 | 71.3 |
| Opponents | | 11 | 2248 | | 291-709 | .410 | 89-281 | .317 | 109-153 | .712 | 110 | 293 | 403 | 36.6 | 208 | 4 | 160 | 161 | 43 | 90 | 780 | 70.9 |

Team Statistics

| | UNLV | OPP |
|------------------------|----------------|----------------|
| Scoring | 784 | 780 |
| Points per game | 71.3 | 70.9 |
| Scoring margin | +0.4 | - |
| Field goals-att | 264-673 | 291-709 |
| Field goal pct | .392 | .410 |
| 3 point fg-att | 89-266 | 89-281 |
| 3-point FG pct | .335 | .317 |
| 3-pt FG made per game | 8.1 | 8.1 |
| Free throws-att | 167-236 | 109-153 |
| Free throw pct | .708 | .712 |
| F-Throws made per game | 15.2 | 9.9 |
| Rebounds | 468 | 403 |
| Rebounds per game | 42.5 | 36.6 |
| Rebounding margin | +5.9 | - |
| Assists | 142 | 160 |
| Assists per game | 12.9 | 14.5 |
| Turnovers | 186 | 161 |
| Turnovers per game | 16.9 | 14.6 |
| Turnover margin | -2.3 | - |
| Assist/turnover ratio | 0.8 | 1.0 |
| Steals | 82 | 90 |
| Steals per game | 7.5 | 8.2 |
| Blocks | 23 | 43 |
| Blocks per game | 2.1 | 3.9 |
| Winning streak | 0 | - |
| Home win streak | 0 | - |
| Attendance | 23 | 44 |
| Home games-Avg/Game | 10-2 | 1-44 |
| Neutral site-Avg/Game | - | 0-0 |

Team Results

| Date | Opponent | | Score | Att. |
|------------|----------------------|------|--------|------|
| 11/25/2020 | Northern Ariz. | L | 75-79 | 0 |
| 12/02/2020 | at Cal St. Fullerton | W | 81-67 | 44 |
| 12/05/2020 | Stanford | L | 54-101 | 0 |
| 12/12/2020 | Wyoming | W | 54-46 | 0 |
| 12/14/2020 | Wyoming | L | 62-67 | 0 |
| 12/20/2020 | Pacific | Lot2 | 75-77 | 4 |
| 12/21/2020 | Loyola Marymount | W | 94-59 | 6 |
| 01/07/2021 | Colorado St. | W | 80-76 | 5 |
| 01/09/2021 | Colorado St. | L | 58-67 | 0 |
| 01/15/2021 | New Mexico | W | 78-60 | 0 |
| 01/17/2021 | New Mexico | L | 73-81 | 8 |

LADY REBEL BASKETBALL



GAME NOTES - UNLV AT UTAH STATE • JANUARY 25 & 27 • LOGAN, UTAH



2020-21 UNLV Women's Basketball Combined Team Statistics In Conference games

Page 1/1
as of Jan 18, 2021

Game Records

| Record | Overall | Home | Away | Neutral |
|----------------|---------|------|------|---------|
| ALL GAMES | 3-3 | 3-3 | 0-0 | 0-0 |
| CONFERENCE | 3-3 | 3-3 | 0-0 | 0-0 |
| NON-CONFERENCE | 0-0 | 0-0 | 0-0 | 0-0 |

Score by Periods

| Team | 1st | 2nd | 3rd | 4th | OT | TOT |
|-----------|-----|-----|-----|-----|----|-----|
| UNLV | 82 | 107 | 103 | 113 | 0 | 405 |
| Opponents | 102 | 98 | 98 | 99 | 0 | 397 |

Team Box Score

| No. | Player | | | | Total | | 3-Point | | F-Throw | | Rebounds | | | | | | | | | | | |
|------------------|--------------------|----------|-------------|------|----------------|-------------|---------------|-------------|--------------|-------------|-----------|------------|------------|-------------|------------|----------|-----------|-----------|-----------|-----------|------------|-------------|
| | | GP-GS | MIN | AVG | FG-FGA | FG% | 3FG-FGA | 3FG% | FT-FTA | FT% | OFF | DEF | TOT | AVG | PF | DQ | A | TO | BLK | STL | PTS | AVG |
| 21 | BYRNE, Delaynie | 6-6 | 199:28 | 33.2 | 27-55 | .491 | 13-28 | .464 | 13-17 | .765 | 10 | 31 | 41 | 6.8 | 8 | 0 | 5 | 8 | 6 | 6 | 80 | 13.3 |
| 23 | YOUNG, Desi-Rae | 6-6 | 121:33 | 20.3 | 29-56 | .518 | 0-0 | .000 | 13-25 | .520 | 10 | 29 | 39 | 6.5 | 9 | 0 | 6 | 14 | 0 | 6 | 71 | 11.8 |
| 14 | THOMAS, Bailey | 6-6 | 227:24 | 37.9 | 22-69 | .319 | 9-36 | .250 | 5-9 | .556 | 10 | 24 | 34 | 5.7 | 8 | 0 | 24 | 17 | 2 | 10 | 58 | 9.7 |
| 15 | WILFRED, Keyana | 6-0 | 104:05 | 17.3 | 23-39 | .590 | 0-0 | .000 | 12-15 | .800 | 15 | 13 | 28 | 4.7 | 7 | 0 | 5 | 9 | 0 | 3 | 58 | 9.7 |
| 30 | JOHNSON, Nia | 6-6 | 151:40 | 25.3 | 19-60 | .317 | 6-24 | .250 | 10-11 | .909 | 3 | 19 | 22 | 3.7 | 20 | 1 | 7 | 11 | 1 | 6 | 54 | 9.0 |
| 5 | THOMAS, Jade | 6-6 | 213:15 | 35.5 | 13-46 | .283 | 8-31 | .258 | 2-2 | 1.000 | 6 | 16 | 22 | 3.7 | 10 | 0 | 11 | 11 | 2 | 6 | 36 | 6.0 |
| 12 | BLOUNT, Anna | 4-0 | 22:42 | 5.7 | 6-12 | .500 | 0-0 | .000 | 1-2 | .500 | 4 | 3 | 7 | 1.8 | 4 | 0 | 0 | 4 | 0 | 1 | 13 | 3.3 |
| 2 | SINGLETON, Jasmine | 5-0 | 72:30 | 14.5 | 3-10 | .300 | 1-3 | .333 | 5-11 | .455 | 5 | 12 | 17 | 3.4 | 4 | 0 | 14 | 6 | 0 | 5 | 12 | 2.4 |
| 10 | BUCKLEY, Jacinta | 6-0 | 60:44 | 10.1 | 5-14 | .357 | 2-5 | .400 | 2-2 | 1.000 | 4 | 12 | 16 | 2.7 | 7 | 0 | 5 | 1 | 1 | 0 | 14 | 2.3 |
| 22 | CARTER, Tianna | 5-0 | 26:39 | 5.3 | 3-7 | .429 | 0-4 | .000 | 3-5 | .600 | 1 | 7 | 8 | 1.6 | 2 | 0 | 0 | 4 | 0 | 1 | 9 | 1.8 |
| Team | | | | | | | | | | | 11 | 15 | 26 | | | | 6 | | | | | |
| Total | | 6 | 1200 | | 150-368 | .408 | 39-131 | .298 | 66-99 | .667 | 79 | 181 | 260 | 43.3 | 79 | 1 | 77 | 91 | 12 | 44 | 405 | 67.5 |
| Opponents | | 6 | 1200 | | 147-372 | .395 | 55-175 | .314 | 48-66 | .727 | 52 | 156 | 208 | 34.7 | 102 | 3 | 77 | 78 | 22 | 43 | 397 | 66.2 |

Team Statistics

| | UNLV | OPP |
|------------------------|----------------|----------------|
| Scoring | 405 | 397 |
| Points per game | 67.5 | 66.2 |
| Scoring margin | +1.3 | - |
| Field goals-att | 150-368 | 147-372 |
| Field goal pct | .408 | .395 |
| 3 point fg-att | 39-131 | 55-175 |
| 3-point FG pct | .298 | .314 |
| 3-pt FG made per game | 6.5 | 9.2 |
| Free throws-att | 66-99 | 48-66 |
| Free throw pct | .667 | .727 |
| F-Throws made per game | 11.0 | 8.0 |
| Rebounds | 260 | 208 |
| Rebounds per game | 43.3 | 34.7 |
| Rebounding margin | +8.7 | - |
| Assists | 77 | 77 |
| Assists per game | 12.8 | 12.8 |
| Turnovers | 91 | 78 |
| Turnovers per game | 15.2 | 13.0 |
| Turnover margin | -2.2 | - |
| Assist/turnover ratio | 0.8 | 1.0 |
| Steals | 44 | 43 |
| Steals per game | 7.3 | 7.2 |
| Blocks | 12 | 22 |
| Blocks per game | 2.0 | 3.7 |
| Winning streak | 0 | - |
| Home win streak | 0 | - |
| Attendance | 13 | 0 |
| Home games-Avg/Game | 6-2 | 0-0 |
| Neutral site-Avg/Game | - | 0-0 |

Team Results

| Date | Opponent | | Score | Att. |
|------------|--------------|---|-------|------|
| 12/12/2020 | Wyoming | W | 54-46 | 0 |
| 12/14/2020 | Wyoming | L | 62-67 | 0 |
| 01/07/2021 | Colorado St. | W | 80-76 | 5 |
| 01/09/2021 | Colorado St. | L | 58-67 | 0 |
| 01/15/2021 | New Mexico | W | 78-60 | 0 |
| 01/17/2021 | New Mexico | L | 73-81 | 8 |



LADY REBEL BASKETBALL

GAME NOTES - UNLV AT UTAH STATE • JANUARY 25 & 27 • LOGAN, UTAH



2020-21 UNLV Women's Basketball Season Schedule/Results & Leaders All games

Page 1/1
as of Jan 18, 2021

Game Records

| Record | Overall | Home | Away | Neutral |
|----------------|---------|------|------|---------|
| ALL GAMES | 5-6 | 4-6 | 1-0 | 0-0 |
| CONFERENCE | 3-3 | 3-3 | 0-0 | 0-0 |
| NON-CONFERENCE | 2-3 | 1-3 | 1-0 | 0-0 |

Team Results

| Date | Opponent | | Score | Att. | High Points | High Rebounds |
|------------|----------------------|------|--------|------|---|--|
| 11/25/2020 | Northern Ariz. | L | 75-79 | 0 | (18) BYRNE, Delaynie | (10) BYRNE, Delaynie (10) WILFRED, Keyana |
| 12/02/2020 | at Cal St. Fullerton | W | 81-67 | 44 | (26) THOMAS, Bailey | (5) BLOUNT, Anna |
| 12/05/2020 | Stanford | L | 54-101 | 0 | (12) JOHNSON, Nia | (5) JOHNSON, Nia (5) BUCKLEY, Jacinta |
| 12/12/2020 | Wyoming | W | 54-46 | 0 | (18) WILFRED, Keyana | (11) BYRNE, Delaynie |
| 12/14/2020 | Wyoming | L | 62-67 | 0 | (20) YOUNG, Desi-Rae | (6) BYRNE, Delaynie (6) WILFRED, Keyana |
| 12/20/2020 | Pacific | Lot2 | 75-77 | 4 | (19) JOHNSON, Nia | (12) JOHNSON, Nia |
| 12/21/2020 | Loyola Marymount | W | 94-59 | 6 | (24) BYRNE, Delaynie (24) THOMAS, Jade | (11) BYRNE, Delaynie |
| 01/07/2021 | Colorado St. | W | 80-76 | 5 | (29) THOMAS, Bailey | (12) YOUNG, Desi-Rae |
| 01/09/2021 | Colorado St. | L | 58-67 | 0 | (15) WILFRED, Keyana | (8) THOMAS, Bailey (8) YOUNG, Desi-Rae |
| 01/15/2021 | New Mexico | W | 78-60 | 0 | (21) BYRNE, Delaynie | (8) BUCKLEY, Jacinta |
| 01/17/2021 | New Mexico | L | 73-81 | 8 | (23) BYRNE, Delaynie | (8) THOMAS, Bailey |

Attendance Summary

| | Games | Attend | Avg/Game |
|--------------|-----------|-----------|----------|
| Home | 10 | 23 | 2 |
| Away | 1 | 44 | 44 |
| Neutral | 0 | 0 | 0 |
| Total | 11 | 67 | 6 |

LADY REBEL BASKETBALL



GAME NOTES - UNLV AT UTAH STATE • JANUARY 25 & 27 • LOGAN, UTAH



2020-21 UNLV Women's Basketball Team Game-by-Game All games

Page 1/1
as of Jan 18, 2021

| Opponent | Date | Score | | Total | | 3-Pointers | | Free throws | | Rebounds | | | | PF | A | TO | BLK | STL | PTS | AVG |
|----------------------|------------|------------|------|----------------|-------------|---------------|-------------|----------------|-------------|------------|------------|------------|-------------|------------|------------|------------|-----------|-----------|------------|-------------|
| | | | | FG-FGA | PCT | 3FG-FGA | PCT | FT-FTA | PCT | OFF | DEF | TOT | AVG | | | | | | | |
| Northern Ariz. | 11/25/2020 | 75-79 | L | 25-68 | .368 | 8-31 | .258 | 17-22 | .773 | 17 | 28 | 45 | 45.0 | 23 | 16 | 17 | 5 | 7 | 75 | 75.0 |
| at Cal St. Fullerton | 12/02/2020 | 81-67 | W | 23-58 | .397 | 12-24 | .500 | 23-35 | .657 | 12 | 21 | 33 | 39.0 | 25 | 12 | 17 | 3 | 12 | 81 | 78.0 |
| Stanford | 12/05/2020 | 54-101 | L | 14-52 | .269 | 6-18 | .333 | 20-29 | .690 | 9 | 22 | 31 | 36.3 | 13 | 6 | 19 | 1 | 6 | 54 | 70.0 |
| Wyoming | 12/12/2020 | 54-46 | W | 19-42 | .452 | 5-17 | .294 | 11-18 | .611 | 9 | 31 | 40 | 37.3 | 15 | 12 | 20 | 6 | 4 | 54 | 66.0 |
| Wyoming | 12/14/2020 | 62-67 | L | 23-56 | .411 | 4-18 | .222 | 12-18 | .667 | 14 | 26 | 40 | 37.8 | 20 | 6 | 13 | 1 | 5 | 62 | 65.2 |
| Pacific | 12/20/2020 | 75-77 | Lot2 | 25-68 | .368 | 9-33 | .273 | 16-21 | .762 | 11 | 39 | 50 | 39.8 | 20 | 14 | 24 | 0 | 4 | 75 | 66.8 |
| Loyola Marymount | 12/21/2020 | 94-59 | W | 27-59 | .458 | 15-29 | .517 | 25-30 | .833 | 17 | 32 | 49 | 41.1 | 12 | 17 | 18 | 2 | 9 | 94 | 70.7 |
| Colorado St. | 01/07/2021 | 80-76 | W | 28-61 | .459 | 12-27 | .444 | 12-17 | .706 | 10 | 33 | 43 | 41.4 | 11 | 15 | 16 | 2 | 8 | 80 | 71.9 |
| Colorado St. | 01/09/2021 | 58-67 | L | 24-70 | .343 | 6-24 | .250 | 4-9 | .444 | 14 | 28 | 42 | 41.4 | 12 | 11 | 9 | 1 | 6 | 58 | 70.3 |
| New Mexico | 01/15/2021 | 78-60 | W | 28-72 | .389 | 7-21 | .333 | 15-22 | .682 | 17 | 37 | 54 | 42.7 | 7 | 18 | 13 | 2 | 10 | 78 | 71.1 |
| New Mexico | 01/17/2021 | 73-81 | L | 28-67 | .418 | 5-24 | .208 | 12-15 | .800 | 15 | 26 | 41 | 42.5 | 14 | 15 | 20 | 0 | 11 | 73 | 71.3 |
| Total | | 784 | | 264-673 | .392 | 89-266 | .335 | 167-236 | .708 | 145 | 323 | 468 | 42.5 | 172 | 142 | 186 | 23 | 82 | 784 | 71.3 |
| Opponents | | 780 | | 291-709 | .410 | 89-281 | .317 | 109-153 | .712 | 110 | 293 | 403 | 36.6 | 208 | 160 | 161 | 43 | 90 | 780 | 70.9 |

UNLV Averages

| Games Played | Points/game | FG Pct | 3FG Pct | FT Pct | Rebounds/game | Assists/game | Turnovers/game | Assist/Turnover ratio | Steals/game | Blocks/game |
|--------------|-------------|--------|---------|--------|---------------|--------------|----------------|-----------------------|-------------|-------------|
| 11 | 71.3 | 39.2 | 33.5 | 70.8 | 42.5 | 12.9 | 16.9 | 0.8 | 7.5 | 2.1 |



LADY REBEL BASKETBALL

GAME NOTES - UNLV AT UTAH STATE • JANUARY 25 & 27 • LOGAN, UTAH



2020-21 UNLV Women's Basketball Points-rebounds-assists All games

Page 1/1
as of Jan 18, 2021

| Opponent | Date | Score | | 2 | 5 | 10 | 12 | 14 | 15 | 21 | 22 | 23 | 30 | 34 |
|----------|------------|--------|------|------------------------|--------------|-------------|-------------|-------------|-------------|-------------|-------------|-------------|-------------|-------|
| | | | | SINGLETON, THOMAS, JAD | BUCKLEY, JAD | BLOUNT, ANN | THOMAS, BAI | WILFRED, KE | BYRNE, DELA | CARTER, TIA | YOUNG, DESI | JOHNSON, NI | GURROLA, CI | |
| NAU | 11/25/2020 | 75-79 | L | 5-0-3 | 11-3-2 | 4-4-0 | 5-2-3 | 10-3-5 | 11-10-1 | 18-10-1 | 0-0-0 | 11-6-0 | 0-5-1 | DNP |
| at CSF | 12/02/2020 | 81-67 | W | 1-2-2 | 16-3-1 | 2-3-0 | 12-5-1 | 26-3-2 | 0-3-0 | 9-3-2 | 2-3-1 | 10-4-2 | 3-4-1 | DNP |
| Stan | 12/05/2020 | 54-101 | L | 5-3-0 | 3-1-1 | 4-5-1 | 6-0-0 | 10-0-1 | 0-1-0 | 4-3-2 | 0-2-1 | 10-4-0 | 12-5-0 | DNP |
| UW | 12/12/2020 | 54-46 | W | 1-3-3 | 5-1-2 | 5-3-2 | 0-1-0 | 0-2-4 | 18-5-0 | 9-11-0 | DNP | 9-8-0 | 7-3-1 | DNP |
| UW | 12/14/2020 | 62-67 | L | 1-2-2 | 6-5-1 | 2-3-0 | 0-0-0 | 0-5-3 | 11-6-0 | 7-6-0 | 3-3-0 | 20-3-0 | 12-0-0 | DNP |
| UOP | 12/20/2020 | 75-77 | Lot2 | 0-2-0 | 10-1-2 | 0-0-1 | 2-3-0 | 13-5-6 | 4-3-2 | 18-10-0 | 0-2-0 | 9-7-0 | 19-12-3 | DNP |
| LMU | 12/21/2020 | 94-59 | W | 2-2-0 | 24-7-2 | 8-1-2 | 4-1-0 | 7-7-7 | 0-2-1 | 24-11-2 | 1-0-0 | 15-5-1 | 9-4-2 | 0-0-0 |
| CSU | 01/07/2021 | 80-76 | W | DNP | 6-6-4 | 3-0-1 | DNP | 29-5-6 | 0-1-0 | 10-6-1 | 0-4-0 | 16-12-1 | 16-6-2 | DNP |
| CSU | 01/09/2021 | 58-67 | L | 1-7-6 | 6-1-3 | 0-0-0 | DNP | 12-8-1 | 15-4-1 | 10-6-0 | 0-0-0 | 4-8-0 | 10-4-0 | DNP |
| UNM | 01/15/2021 | 78-60 | W | 3-3-1 | 9-4-1 | 2-8-1 | 3-1-0 | 8-6-4 | 12-7-3 | 21-5-2 | 6-1-0 | 7-7-3 | 7-7-3 | DNP |
| UNM | 01/17/2021 | 73-81 | L | 6-2-2 | 4-5-0 | 2-2-1 | 10-5-0 | 9-8-6 | 2-5-1 | 23-7-2 | 0-0-0 | 15-1-2 | 2-2-1 | DNP |



LADY REBEL BASKETBALL

GAME NOTES - UNLV AT UTAH STATE • JANUARY 25 & 27 • LOGAN, UTAH



2020-21 UNLV Women's Basketball Category Leaders All games

Page 1/3
as of Jan 18, 2021

Points

| ## | Player | G | Pts | Pts/G |
|----|--------------------|----|-----|-------|
| 21 | Byrne, Delaynie | 11 | 153 | 13.9 |
| 23 | Young, Desi-Rae | 11 | 126 | 11.5 |
| 14 | Thomas, Bailey | 11 | 124 | 11.3 |
| 5 | Thomas, Jade | 11 | 100 | 9.1 |
| 30 | Johnson, Nia | 11 | 97 | 8.8 |
| 15 | Wilfred, Keyana | 11 | 73 | 6.6 |
| 12 | Blount, Anna | 9 | 42 | 4.7 |
| 10 | Buckley, Jacinta | 11 | 32 | 2.9 |
| 2 | Singleton, Jasmine | 10 | 25 | 2.5 |
| 22 | Carter, Tianna | 10 | 12 | 1.2 |

Scoring Average

| ## | Player | G | Pts | Pts/G |
|----|--------------------|----|-----|-------|
| 21 | Byrne, Delaynie | 11 | 153 | 13.9 |
| 23 | Young, Desi-Rae | 11 | 126 | 11.5 |
| 14 | Thomas, Bailey | 11 | 124 | 11.3 |
| 5 | Thomas, Jade | 11 | 100 | 9.1 |
| 30 | Johnson, Nia | 11 | 97 | 8.8 |
| 15 | Wilfred, Keyana | 11 | 73 | 6.6 |
| 12 | Blount, Anna | 9 | 42 | 4.7 |
| 10 | Buckley, Jacinta | 11 | 32 | 2.9 |
| 2 | Singleton, Jasmine | 10 | 25 | 2.5 |
| 22 | Carter, Tianna | 10 | 12 | 1.2 |

Field Goal Percentage

| ## | Player | FG | Att | Pct |
|----|--------------------|----|-----|------|
| 23 | Young, Desi-Rae | 46 | 89 | .517 |
| 15 | Wilfred, Keyana | 28 | 55 | .509 |
| 21 | Byrne, Delaynie | 50 | 109 | .459 |
| 12 | Blount, Anna | 12 | 28 | .429 |
| 14 | Thomas, Bailey | 42 | 112 | .375 |
| 2 | Singleton, Jasmine | 6 | 16 | .375 |
| 5 | Thomas, Jade | 34 | 93 | .366 |
| 10 | Buckley, Jacinta | 13 | 43 | .302 |
| 30 | Johnson, Nia | 30 | 111 | .270 |
| 22 | Carter, Tianna | 3 | 16 | .188 |

Field Goal Attempts

| ## | Player | G | Att | Att/G |
|----|-----------------|----|-----|-------|
| 14 | Thomas, Bailey | 11 | 112 | 10.2 |
| 30 | Johnson, Nia | 11 | 111 | 10.1 |
| 21 | Byrne, Delaynie | 11 | 109 | 9.9 |
| 5 | Thomas, Jade | 11 | 93 | 8.5 |
| 23 | Young, Desi-Rae | 11 | 89 | 8.1 |

Field Goals Made

| ## | Player | G | Made | Made/G |
|----|-----------------|----|------|--------|
| 21 | Byrne, Delaynie | 11 | 50 | 4.5 |
| 23 | Young, Desi-Rae | 11 | 46 | 4.2 |
| 14 | Thomas, Bailey | 11 | 42 | 3.8 |
| 5 | Thomas, Jade | 11 | 34 | 3.1 |
| 30 | Johnson, Nia | 11 | 30 | 2.7 |

3-Point FG Percentage

| ## | Player | 3FG | Att | Pct |
|----|--------------------|-----|-----|------|
| 21 | Byrne, Delaynie | 28 | 65 | .431 |
| 2 | Singleton, Jasmine | 2 | 5 | .400 |
| 5 | Thomas, Jade | 23 | 62 | .371 |
| 14 | Thomas, Bailey | 21 | 61 | .344 |
| 10 | Buckley, Jacinta | 4 | 14 | .286 |
| 30 | Johnson, Nia | 11 | 47 | .234 |

3-Point FG Attempts

| ## | Player | G | Att | Att/G |
|----|------------------|----|-----|-------|
| 21 | Byrne, Delaynie | 11 | 65 | 5.9 |
| 5 | Thomas, Jade | 11 | 62 | 5.6 |
| 14 | Thomas, Bailey | 11 | 61 | 5.5 |
| 30 | Johnson, Nia | 11 | 47 | 4.3 |
| 10 | Buckley, Jacinta | 11 | 14 | 1.3 |

3-Point FG Made

| ## | Player | G | Made | Made/G |
|----|------------------|----|------|--------|
| 21 | Byrne, Delaynie | 11 | 28 | 2.5 |
| 5 | Thomas, Jade | 11 | 23 | 2.1 |
| 14 | Thomas, Bailey | 11 | 21 | 1.9 |
| 30 | Johnson, Nia | 11 | 11 | 1.0 |
| 10 | Buckley, Jacinta | 11 | 4 | 0.4 |



LADY REBEL BASKETBALL

GAME NOTES - UNLV AT UTAH STATE • JANUARY 25 & 27 • LOGAN, UTAH



2020-21 UNLV Women's Basketball Category Leaders All games

Page 2/3
as of Jan 18, 2021

Free Throw Percentage

| ## | Player | Made | Att | Pct |
|----|--------------------|------|-----|-------|
| 10 | Buckley, Jacinta | 2 | 2 | 1.000 |
| 30 | Johnson, Nia | 26 | 31 | .839 |
| 14 | Thomas, Bailey | 19 | 24 | .792 |
| 12 | Blount, Anna | 18 | 24 | .750 |
| 21 | Byrne, Delaynie | 25 | 34 | .735 |
| 22 | Carter, Tianna | 6 | 9 | .667 |
| 15 | Wilfred, Keyana | 17 | 26 | .654 |
| 5 | Thomas, Jade | 9 | 14 | .643 |
| 23 | Young, Desi-Rae | 34 | 53 | .642 |
| 2 | Singleton, Jasmine | 11 | 19 | .579 |

Free Throw Attempts

| ## | Player | G | Att | Att/G |
|----|-----------------|----|-----|-------|
| 23 | Young, Desi-Rae | 11 | 53 | 4.8 |
| 21 | Byrne, Delaynie | 11 | 34 | 3.1 |
| 30 | Johnson, Nia | 11 | 31 | 2.8 |
| 15 | Wilfred, Keyana | 11 | 26 | 2.4 |
| 14 | Thomas, Bailey | 11 | 24 | 2.2 |

Free Throws Made

| ## | Player | G | Made | Made/G |
|----|-----------------|----|------|--------|
| 23 | Young, Desi-Rae | 11 | 34 | 3.1 |
| 30 | Johnson, Nia | 11 | 26 | 2.4 |
| 21 | Byrne, Delaynie | 11 | 25 | 2.3 |
| 14 | Thomas, Bailey | 11 | 19 | 1.7 |
| 12 | Blount, Anna | 9 | 18 | 2.0 |

Rebounds

| ## | Player | G | Reb | Reb/G |
|----|-----------------|----|-----|-------|
| 21 | Byrne, Delaynie | 11 | 78 | 7.1 |
| 23 | Young, Desi-Rae | 11 | 65 | 5.9 |
| 14 | Thomas, Bailey | 11 | 52 | 4.7 |
| 30 | Johnson, Nia | 11 | 52 | 4.7 |
| 15 | Wilfred, Keyana | 11 | 47 | 4.3 |

Assists

| ## | Player | G | Ast | Ast/G |
|----|--------------------|----|-----|-------|
| 14 | Thomas, Bailey | 11 | 45 | 4.1 |
| 5 | Thomas, Jade | 11 | 19 | 1.7 |
| 2 | Singleton, Jasmine | 10 | 19 | 1.9 |
| 30 | Johnson, Nia | 11 | 14 | 1.3 |
| 21 | Byrne, Delaynie | 11 | 12 | 1.1 |

Rebounds Average

| ## | Player | G | Reb | Reb/G |
|----|-----------------|----|-----|-------|
| 21 | Byrne, Delaynie | 11 | 78 | 7.1 |
| 23 | Young, Desi-Rae | 11 | 65 | 5.9 |
| 14 | Thomas, Bailey | 11 | 52 | 4.7 |
| 30 | Johnson, Nia | 11 | 52 | 4.7 |
| 15 | Wilfred, Keyana | 11 | 47 | 4.3 |

Steals

| ## | Player | G | Stl | Stl/G |
|----|--------------------|----|-----|-------|
| 14 | Thomas, Bailey | 11 | 19 | 1.7 |
| 2 | Singleton, Jasmine | 10 | 12 | 1.2 |
| 23 | Young, Desi-Rae | 11 | 11 | 1.0 |
| 5 | Thomas, Jade | 11 | 11 | 1.0 |
| 30 | Johnson, Nia | 11 | 11 | 1.0 |

Offensive Rebounds

| ## | Player | G | OReb | OReb/G |
|----|-----------------|----|------|--------|
| 15 | Wilfred, Keyana | 11 | 23 | 2.1 |
| 23 | Young, Desi-Rae | 11 | 21 | 1.9 |
| 21 | Byrne, Delaynie | 11 | 19 | 1.7 |
| 14 | Thomas, Bailey | 11 | 14 | 1.3 |
| 30 | Johnson, Nia | 11 | 13 | 1.2 |

Blocked Shots

| ## | Player | G | Blk | Blk/G |
|----|------------------|----|-----|-------|
| 21 | Byrne, Delaynie | 11 | 9 | 0.8 |
| 23 | Young, Desi-Rae | 11 | 3 | 0.3 |
| 5 | Thomas, Jade | 11 | 3 | 0.3 |
| 10 | Buckley, Jacinta | 11 | 3 | 0.3 |
| 14 | Thomas, Bailey | 11 | 2 | 0.2 |

Defensive Rebounds

| ## | Player | G | DReb | DReb/G |
|----|-----------------|----|------|--------|
| 21 | Byrne, Delaynie | 11 | 59 | 5.4 |
| 23 | Young, Desi-Rae | 11 | 44 | 4.0 |
| 30 | Johnson, Nia | 11 | 39 | 3.5 |
| 14 | Thomas, Bailey | 11 | 38 | 3.5 |
| 5 | Thomas, Jade | 11 | 26 | 2.4 |

Minutes

| ## | Player | G | Min | Min/G |
|----|-----------------|----|-----|-------|
| 14 | Thomas, Bailey | 11 | 419 | 38:06 |
| 5 | Thomas, Jade | 11 | 395 | 35:57 |
| 21 | Byrne, Delaynie | 11 | 359 | 32:40 |
| 30 | Johnson, Nia | 11 | 270 | 24:35 |
| 23 | Young, Desi-Rae | 11 | 211 | 19:14 |

LADY REBEL BASKETBALL



GAME NOTES - UNLV AT UTAH STATE • JANUARY 25 & 27 • LOGAN, UTAH



2020-21 UNLV Women's Basketball Category Leaders All games

Page 3/3
as of Jan 18, 2021

Fouls

| ## | Player | G | PF | PF/G |
|----|-----------------|----|----|------|
| 30 | Johnson, Nia | 11 | 31 | 2.8 |
| 23 | Young, Desi-Rae | 11 | 29 | 2.6 |
| 14 | Thomas, Bailey | 11 | 23 | 2.1 |
| 15 | Wilfred, Keyana | 11 | 18 | 1.6 |
| 5 | Thomas, Jade | 11 | 17 | 1.5 |

Turnovers

| ## | Player | G | TO | TO/G |
|----|--------------------|----|----|------|
| 14 | Thomas, Bailey | 11 | 28 | 2.5 |
| 23 | Young, Desi-Rae | 11 | 25 | 2.3 |
| 15 | Wilfred, Keyana | 11 | 23 | 2.1 |
| 2 | Singleton, Jasmine | 10 | 20 | 2.0 |
| 5 | Thomas, Jade | 11 | 19 | 1.7 |

Foul Outs

| ## | Player | G | FO |
|----|-----------------|----|----|
| 23 | Young, Desi-Rae | 11 | 2 |
| 14 | Thomas, Bailey | 11 | 1 |
| 30 | Johnson, Nia | 11 | 1 |
| 15 | Wilfred, Keyana | 11 | 1 |



LADY REBEL BASKETBALL

GAME NOTES - UNLV AT UTAH STATE • JANUARY 25 & 27 • LOGAN, UTAH



Official Basketball Box Score - Final
Northern Ariz. at UNLV
11/25/2020 Thomas & Mack Center, Las Vegas
2020-21 Women's Basketball

Game Time: 1:30 PM
Game Duration: 1:53

Officials: Jerry Quisley, Dominique Hunter, Chaka Wade

Northern Ariz. - 79

Record: 1-0

| NO. Name | Min | FG | | 3P | | FT | | Rebounds | | Fouls | | TP | AS | TO | ST | Blocks | | +/- |
|--------------------|---------|-------|------|-------|-----|----|----|----------|----|-------|----|----|----|----|----|--------|----|-----|
| | | M/A | M/A | M/A | M/A | OR | DR | OR | DR | PF | FD | | | | | BS | BA | |
| 12 Nyah Moran | 24:49 | 2-11 | 0-1 | 0-0 | 1 | 1 | 2 | 4 | 5 | 4 | 3 | 1 | 1 | 0 | 2 | -3 | | |
| 1 Regan Schenck | G 39:55 | 1-5 | 0-2 | 5-6 | 7 | 11 | 18 | 3 | 5 | 7 | 6 | 4 | 1 | 0 | 0 | 6 | | |
| 3 Jacquelyn Nakai | G 40:00 | 9-17 | 2-3 | 2-2 | 0 | 1 | 1 | 4 | 2 | 22 | 3 | 2 | 0 | 1 | 4 | | | |
| 11 Jacey Bailey | G 37:50 | 5-15 | 3-11 | 5-10 | 0 | 5 | 5 | 2 | 5 | 18 | 3 | 2 | 1 | 0 | 1 | 2 | | |
| 21 Emily Rodabaugh | G 36:17 | 11-17 | 4-6 | 1-1 | 3 | 4 | 7 | 3 | 2 | 27 | 0 | 0 | 0 | 2 | 0 | 8 | | |
| 22 Olivia Moran | 12:52 | 0-3 | 0-1 | 1-2 | 2 | 3 | 5 | 3 | 3 | 1 | 1 | 0 | 1 | 0 | 1 | -2 | | |
| 2 Ajai Simmons | 02:15 | 0-0 | 0-0 | 0-0 | 0 | 0 | 0 | 0 | 0 | 0 | 0 | 1 | 0 | 0 | 0 | 0 | | |
| 24 Sarjana Ramesh | 06:02 | 0-0 | 0-0 | 0-0 | 0 | 1 | 2 | 2 | 1 | 0 | 0 | 0 | 0 | 0 | 0 | 0 | 5 | |
| Totals | | 28-68 | 9-24 | 14-21 | 15 | 28 | 43 | 21 | 23 | 79 | 16 | 14 | 6 | 2 | 5 | 4 | | |

Technical Fouls: NONE

| Shooting By Period | |
|--------------------|-------------|
| 1st FG% | 11-17 64.7% |
| 3PT% | 5-8 62.5% |
| FT% | 1-3 33.3% |
| 2nd FG% | 9-21 42.9% |
| 3PT% | 3-7 42.9% |
| FT% | 0-0 0% |
| 3rd FG% | 4-19 21.1% |
| 3PT% | 1-6 16.7% |
| FT% | 4-6 66.7% |
| 4th FG% | 4-11 36.4% |
| 3PT% | 0-3 0.0% |
| FT% | 9-12 75% |
| GM FG% | 28-68 41.2% |
| 3PT% | 9-24 37.5% |
| FT% | 14-21 66.7% |

Dead Ball Rebounds: 4.0



Official Basketball Box Score - Final
UNLV at Cal St. Fullerton
12/20/2020 Titan Gym, Fullerton
2020-21 Women's Basketball

Game Time: 5:00 PM
Game Duration: 1:48
Attendance: 44

Officials: Richard Waters, Jen Zylstra, Brian Woods

UNLV - 81

Record: 1-1

| NO. Name | Min | FG | | 3P | | FT | | Rebounds | | Fouls | | TP | AS | TO | ST | Blocks | | +/- |
|---------------------|---------|-------|-------|-------|-----|----|----|----------|----|-------|----|----|----|----|----|--------|----|-----|
| | | M/A | M/A | M/A | M/A | OR | DR | OR | DR | PF | FD | | | | | BS | BA | |
| 21 Delanyne Byrne | F 26:15 | 2-5 | 1-4 | 4-4 | 2 | 1 | 3 | 3 | 4 | 9 | 2 | 1 | 0 | 1 | 0 | 0 | 8 | |
| 15 Keyana Wilfred | C 09:11 | 0-2 | 0-0 | 0-0 | 2 | 1 | 3 | 4 | 0 | 0 | 0 | 3 | 1 | 1 | 1 | -4 | | |
| 5 Jade Thomas | G 37:11 | 4-9 | 4-5 | 4-8 | 1 | 2 | 3 | 1 | 7 | 16 | 1 | 1 | 1 | 0 | 1 | 16 | | |
| 14 Bailey Thomas | G 38:35 | 8-8 | 6-6 | 4-4 | 0 | 3 | 3 | 4 | 2 | 26 | 2 | 1 | 4 | 0 | 0 | 11 | | |
| 30 Nia Johnson | G 15:42 | 1-9 | 1-5 | 0-0 | 1 | 3 | 4 | 2 | 0 | 3 | 1 | 1 | 1 | 0 | 2 | 4 | | |
| 23 Desi-Rae Young | 10:42 | 4-6 | 0-0 | 2-5 | 2 | 2 | 4 | 5 | 3 | 10 | 2 | 3 | 0 | 0 | 0 | 9 | | |
| 12 Anna Blount | 21:32 | 3-6 | 0-0 | 6-10 | 1 | 4 | 5 | 3 | 6 | 12 | 1 | 2 | 1 | 0 | 0 | 12 | | |
| 10 Jacinta Buckley | 13:40 | 1-9 | 0-2 | 0-0 | 2 | 1 | 3 | 1 | 0 | 2 | 0 | 0 | 1 | 1 | 0 | 4 | | |
| 2 Jasmine Singleton | 14:52 | 0-1 | 0-1 | 1-2 | 1 | 1 | 2 | 2 | 1 | 1 | 2 | 4 | 2 | 0 | 0 | 7 | | |
| 22 Tianna Carter | 12:20 | 0-3 | 0-1 | 2-2 | 0 | 3 | 3 | 0 | 1 | 2 | 1 | 1 | 1 | 0 | 1 | 3 | | |
| Totals | | 23-58 | 12-24 | 23-35 | 12 | 21 | 33 | 25 | 24 | 81 | 12 | 17 | 12 | 3 | 5 | 14 | | |

Technical Fouls: NONE

| Shooting By Period | |
|--------------------|-------------|
| 1st FG% | 4-15 26.7% |
| 3PT% | 3-8 37.5% |
| FT% | 7-12 58.3% |
| 2nd FG% | 8-15 53.3% |
| 3PT% | 5-8 62.5% |
| FT% | 5-7 71.4% |
| 3rd FG% | 8-18 44.4% |
| 3PT% | 4-6 66.7% |
| FT% | 4-4 100% |
| 4th FG% | 3-10 30.0% |
| 3PT% | 0-2 0.0% |
| FT% | 7-12 58.3% |
| GM FG% | 23-58 39.7% |
| 3PT% | 12-24 50.0% |
| FT% | 23-35 65.7% |

Dead Ball Rebounds: 9.2

Cal St. Fullerton - 67

Record: 0-2

| NO. Name | Min | FG | | 3P | | FT | | Rebounds | | Fouls | | TP | AS | TO | ST | Blocks | | +/- |
|--------------------|---------|-------|------|-------|-----|----|----|----------|----|-------|----|----|----|----|-----|--------|----|-----|
| | | M/A | M/A | M/A | M/A | OR | DR | OR | DR | PF | FD | | | | | BS | BA | |
| 10 Megan Nieto | F 17:03 | 2-3 | 0-0 | 3-8 | 1 | 3 | 4 | 3 | 5 | 7 | 1 | 4 | 0 | 0 | 0 | 6 | | |
| 11 Joy Krupa | F 38:09 | 3-12 | 0-2 | 6-8 | 2 | 10 | 12 | 4 | 6 | 12 | 7 | 2 | 2 | 4 | 2 | -5 | | |
| 13 Amiee Brook | F 32:49 | 6-13 | 2-5 | 2-3 | 1 | 3 | 4 | 2 | 7 | 16 | 1 | 3 | 1 | 1 | -13 | | | |
| 0 Anniken Fry | G 38:01 | 4-6 | 1-3 | 2-3 | 0 | 2 | 2 | 1 | 4 | 11 | 5 | 8 | 0 | 0 | 0 | -8 | | |
| 5 Clarissa Rodarte | G 19:56 | 0-3 | 0-0 | 2-2 | 0 | 0 | 0 | 3 | 1 | 2 | 0 | 3 | 0 | 0 | -17 | | | |
| 32 Ashlee Lewis | 05:31 | 2-3 | 0-0 | 0-0 | 3 | 3 | 5 | 1 | 4 | 0 | 2 | 0 | 0 | 0 | -6 | | | |
| 4 Gabi Vidmar | 13:47 | 2-4 | 1-3 | 0-0 | 0 | 1 | 1 | 3 | 1 | 5 | 1 | 2 | 1 | 0 | 0 | -2 | | |
| 22 Madison Freeman | 16:07 | 2-4 | 0-0 | 0-0 | 1 | 1 | 1 | 0 | 4 | 0 | 0 | 0 | 0 | 0 | -12 | | | |
| 24 Kathryn Neff | 12:26 | 2-2 | 2-2 | 0-0 | 0 | 0 | 0 | 2 | 6 | 0 | 0 | 1 | 0 | 0 | 3 | | | |
| 33 Bell Stratford | 05:11 | 0-0 | 0-0 | 0-0 | 0 | 2 | 2 | 0 | 0 | 0 | 0 | 0 | 0 | 0 | -6 | | | |
| Totals | | 23-50 | 6-15 | 15-24 | 4 | 25 | 29 | 24 | 25 | 67 | 15 | 25 | 4 | 5 | 3 | -14 | | |

Technical Fouls: NONE

| Shooting By Period | |
|--------------------|-------------|
| 1st FG% | 5-13 38.5% |
| 3PT% | 2-5 40.0% |
| FT% | 5-5 100% |
| 2nd FG% | 5-15 33.3% |
| 3PT% | 1-4 25.0% |
| FT% | 3-4 75% |
| 3rd FG% | 6-10 60.0% |
| 3PT% | 1-2 50.0% |
| FT% | 3-6 50% |
| 4th FG% | 7-12 58.3% |
| 3PT% | 2-4 50.0% |
| FT% | 4-9 44.4% |
| GM FG% | 23-50 46.0% |
| 3PT% | 6-15 40.0% |
| FT% | 15-24 62.5% |

Dead Ball Rebounds: 9.1

UNLV - 75

Record: 0-1

| NO. Name | Min | FG | | 3P | | FT | | Rebounds | | Fouls | | TP | AS | TO | ST | Blocks | | +/- |
|--------------------|---------|-------|------|-------|-----|----|----|----------|----|-------|----|----|----|----|----|--------|----|-----|
| | | M/A | M/A | M/A | M/A | OR | DR | OR | DR | PF | FD | | | | | BS | BA | |
| 21 Delanyne Byrne | F 30:31 | 6-14 | 4-12 | 2-4 | 6 | 10 | 1 | 3 | 18 | 1 | 2 | 2 | 1 | 0 | 2 | | | |
| 15 Keyana Wilfred | C 18:15 | 3-5 | 0-0 | 5-7 | 4 | 6 | 10 | 2 | 4 | 11 | 1 | 3 | 0 | 0 | 0 | -7 | | |
| 5 Jade Thomas | G 38:10 | 5-15 | 1-8 | 0-0 | 1 | 2 | 3 | 10 | 11 | 2 | 0 | 1 | 1 | 1 | -4 | | | |
| 14 Bailey Thomas | G 29:54 | 4-9 | 2-5 | 0-0 | 1 | 2 | 3 | 5 | 10 | 5 | 2 | 1 | 0 | 0 | -3 | | | |
| 30 Nia Johnson | G 14:58 | 0-9 | 0-3 | 0-0 | 1 | 4 | 5 | 4 | 2 | 0 | 1 | 2 | 0 | 0 | 0 | -9 | | |
| 0 Anniken Fry | G 18:16 | 1-1 | 1-1 | 2-2 | 0 | 0 | 0 | 2 | 3 | 5 | 3 | 4 | 2 | 0 | 0 | -5 | | |
| 5 Clarissa Rodarte | G 12:07 | 4-4 | 0-0 | 3-3 | 2 | 4 | 6 | 4 | 2 | 11 | 0 | 0 | 0 | 3 | 0 | 9 | | |
| 22 Tianna Carter | 04:50 | 0-1 | 0-0 | 0-0 | 0 | 0 | 0 | 0 | 0 | 0 | 0 | 0 | 0 | 0 | -2 | | | |
| 12 Anna Blount | 14:49 | 0-3 | 0-0 | 5-6 | 2 | 2 | 3 | 5 | 3 | 3 | 0 | 0 | 1 | 0 | -3 | | | |
| 10 Jacinta Buckley | 18:10 | 2-7 | 0-2 | 0-0 | 2 | 2 | 4 | 1 | 0 | 4 | 1 | 1 | 0 | 0 | 0 | 6 | | |
| Totals | | 25-68 | 8-31 | 17-22 | 17 | 28 | 45 | 23 | 21 | 75 | 16 | 17 | 7 | 5 | 2 | -4 | | |

Technical Fouls: NONE

| Shooting By Period | |
|--------------------|-------------|
| 1st FG% | 7-15 46.7% |
| 3PT% | 2-6 33.3% |
| FT% | 2-2 100% |
| 2nd FG% | 4-12 33.3% |
| 3PT% | 0-5 0.0% |
| FT% | 6-7 85.7% |
| 3rd FG% | 6-22 27.3% |
| 3PT% | 2-11 18.2% |
| FT% | 1-1 100% |
| 4th FG% | 8-19 42.1% |
| 3PT% | 4-9 44.4% |
| FT% | 8-12 66.7% |
| GM FG% | 25-68 36.8% |
| 3PT% | 8-31 25.8% |
| FT% | 17-22 77.3% |

Dead Ball Rebounds: 3.0

| | NAU | UNLV |
|------------------|---------------|--------------|
| Biggest lead | 19 (3rd 5:20) | 3 (1st 9:39) |
| Best Scoring Run | 10 (1st 6:04) | 7 (4th 3:15) |
| Lead Changes | 1 | |
| Times Tied | 2 | |
| Time with Lead | 37:13 | 01:31 |

| Points from | NAU | UNLV |
|---------------|-----|------|
| Turnovers | 14 | 11 |
| Paint | 32 | 24 |
| Second Chance | 10 | 18 |
| Fast Breaks | 2 | 3 |
| Bench | 1 | 25 |

| Period by Period Scoring | 1st | 2nd | 3rd | 4th | TOT |
|--------------------------|-----|-----|-----|-----|-----|
| NAU | 28 | 21 | 13 | 17 | 79 |
| UNLV | 18 | 14 | 15 | 28 | 75 |

| | NLV | CSF |
|------------------|---------------|--------------|
| Biggest lead | 25 (3rd 4:37) | 6 (1st 6:57) |
| Best Scoring Run | 10 (3rd 9:33) | 6 (1st 6:57) |
| Lead Changes | 5 | |
| Times Tied | 2 | |
| Time with Lead | 33:24 | 04:58 |

| Points from | NLV | CSF |
|---------------|-----|-----|
| Turnovers | 27 | 20 |
| Paint | 22 | 30 |
| Second Chance | 14 | 7 |
| Fast Breaks | 12 | 7 |
| Bench | 27 | 19 |

| Period by Period Scoring | 1st | 2nd | 3rd | 4th | TOT |
|--------------------------|-----|-----|-----|-----|-----|
| NLV | 18 | 26 | 24 | 13 | 81 |
| CSF | 17 | 14 | 16 | 20 | 67 |



Official Basketball Box Score - Final
Stanford at UNLV
12/05/2020 Thomas & Mack Center, Las Vegas
2020-21 Women's Basketball

LADY REBEL BASKETBALL

GAME NOTES - UNLV AT UTAH STATE • JANUARY 25 & 27 • LOGAN, UTAH



Official Basketball Box Score - Final
Wyoming at UNLV
 12/20/20 Cox Pavilion, Las Vegas
 2020-21 Women's Basketball

Game Time: 1:30 PM
 Game Duration: 1:59
 Attendance: 0



Official Basketball Box Score - Final
Pacific at UNLV
 12/20/20 Thomas & Mack Center, Las Vegas
 2020-21 Women's Basketball

Game Time: 3:30 PM
 Game Duration: 2:14
 Attendance: 4

Wyoming - 67 Record: 2-2 (1-1)

| NO. Name | Min | FG | | | 3P | | | FT | | | Rebounds | | | Fouls | | TP | AS | TO | ST | Blocks | | | +/- |
|-----------------------|---------|-------|------|-------|----|----|----|----|----|----|----------|----|-----|-------|----|----|----|----|----|--------|----|----|-----|
| | | M | A | % | M | A | % | M | A | % | OR | DR | TOT | PF | FD | | | | | BS | BA | BL | |
| 3 Dagny Davidsdottir | 15:47 | 4-6 | 0-1 | 0-2 | 0 | 3 | 3 | 4 | 4 | 2 | 0 | 1 | 0 | 0 | 0 | 10 | 0 | 0 | 0 | 0 | 0 | 0 | 10 |
| 11 Alba Sanchez Ramos | G 32:42 | 8-15 | 2-8 | 2-2 | 0 | 6 | 6 | 4 | 1 | 20 | 0 | 0 | 0 | 0 | 0 | 0 | 0 | 0 | 0 | 0 | 0 | 0 | 11 |
| 12 McKinley Bradshaw | G 29:25 | 3-6 | 1-2 | 6-7 | 0 | 5 | 5 | 2 | 4 | 13 | 1 | 3 | 0 | 0 | 1 | 0 | 0 | 0 | 0 | 0 | 0 | 1 | 0 |
| 14 Quinn Weidemann | G 37:35 | 2-8 | 2-5 | 4-4 | 1 | 3 | 4 | 0 | 4 | 10 | 3 | 1 | 0 | 0 | 0 | 0 | 0 | 0 | 0 | 0 | 0 | 0 | 9 |
| 20 Timmi Olson | G 33:54 | 1-4 | 0-2 | 2-4 | 1 | 1 | 0 | 1 | 0 | 4 | 3 | 3 | 1 | 2 | 0 | 0 | 0 | 0 | 0 | 0 | 0 | 6 | 6 |
| 10 Paula Salazar | 04:47 | 0-3 | 0-1 | 0-0 | 0 | 0 | 0 | 1 | 0 | 0 | 0 | 0 | 0 | 0 | 0 | 0 | 0 | 0 | 0 | 0 | 0 | -5 | |
| 5 Juye Johnson | 09:50 | 0-2 | 0-2 | 0-0 | 0 | 0 | 0 | 1 | 0 | 0 | 1 | 1 | 0 | 0 | 0 | 0 | 0 | 0 | 0 | 0 | 0 | -9 | |
| 30 Ola Usitowska | 19:34 | 1-3 | 0-0 | 0-0 | 1 | 2 | 3 | 0 | 0 | 2 | 0 | 2 | 0 | 0 | 0 | 0 | 0 | 0 | 0 | 0 | 0 | 3 | |
| 15 Marta Savic | 02:51 | 0-1 | 0-0 | 1-2 | 0 | 0 | 0 | 1 | 1 | 1 | 0 | 0 | 0 | 0 | 0 | 0 | 0 | 0 | 0 | 0 | 0 | -1 | |
| 4 Grace Ellis | 13:29 | 2-4 | 1-2 | 4-4 | 2 | 2 | 4 | 2 | 2 | 9 | 0 | 0 | 0 | 0 | 0 | 0 | 0 | 0 | 0 | 0 | 0 | 1 | |
| Team | | | | | | | | | | | 2 | 1 | 3 | | | | | | | | | | |
| Totals | | 21-52 | 6-23 | 19-25 | 7 | 22 | 29 | 17 | 20 | 67 | 10 | 9 | 3 | 0 | 1 | 5 | | | | | | | |

Technical Fouls: NONE

Shooting By Period

| 1st FG% | 2nd FG% | 3rd FG% | 4th FG% | FT% |
|----------------|----------------|----------------|----------------|--------------------|
| 5-15 33.3% | 5-12 41.7% | 5-14 35.7% | 6-11 54.5% | 2-5 40.0% |
| 3PT% 2-8 25.0% | 3PT% 1-5 20.0% | 3PT% 1-5 20.0% | 3PT% 2-5 40.0% | FT% 12-15 80% |
| FT% 2-2 100% | FT% 3-4 75% | FT% 3-4 75% | FT% 2-2 100% | GM FG% 21-52 40.4% |
| | | | | 3PT% 6-23 26.1% |
| | | | | FT% 19-25 76.0% |

Dead Ball Rebounds: 4.0

Pacific - 77 Record: 2-1

| NO. Name | Min | FG | | | 3P | | | FT | | | Rebounds | | | Fouls | | TP | AS | TO | ST | Blocks | | | +/- |
|-----------------------|---------|-------|------|-------|----|----|----|----|----|----|----------|----|-----|-------|----|----|----|----|----|--------|----|----|-----|
| | | M | A | % | M | A | % | M | A | % | OR | DR | TOT | PF | FD | | | | | BS | BA | BL | |
| 1 Brooklyn McDavid | F 34:52 | 5-18 | 0-0 | 0-2 | 7 | 2 | 9 | 4 | 2 | 10 | 2 | 1 | 0 | 0 | 0 | 1 | 0 | 0 | 0 | 0 | 0 | 0 | 1 |
| 2 Josephine Millard | G 29:10 | 2-4 | 0-1 | 1-1 | 0 | 1 | 1 | 2 | 1 | 5 | 1 | 1 | 0 | 0 | 0 | 1 | 0 | 0 | 0 | 0 | 0 | 1 | |
| 13 Jordan Cruz | G 20:43 | 1-3 | 0-2 | 0-0 | 0 | 1 | 1 | 3 | 0 | 2 | 0 | 2 | 0 | 0 | 0 | 0 | 0 | 0 | 0 | 0 | 0 | -4 | |
| 22 Valerie Higgins | G 38:23 | 7-17 | 0-2 | 10-13 | 1 | 10 | 11 | 2 | 9 | 24 | 4 | 1 | 8 | 0 | 0 | -6 | | | | | | | |
| 23 Lianna Tillman | G 43:44 | 4-10 | 3-7 | 0-0 | 0 | 4 | 4 | 1 | 0 | 11 | 3 | 5 | 2 | 0 | 0 | 5 | | | | | | | |
| 30 Sam Ashby | 30:21 | 0-4 | 0-4 | 2-2 | 1 | 5 | 6 | 2 | 2 | 2 | 0 | 5 | 0 | 0 | 0 | 4 | | | | | | | |
| 0 Cassidy Johnson | 03:19 | 0-2 | 0-0 | 0-0 | 0 | 0 | 0 | 0 | 0 | 0 | 0 | 0 | 0 | 0 | 0 | 0 | | | | | | | |
| 23 Madelene Ernis | 04:13 | 1-1 | 0-0 | 0-0 | 0 | 1 | 1 | 0 | 0 | 2 | 0 | 0 | 0 | 0 | 0 | 0 | | | | | | | |
| 4 Rosie Schweizer | 31:50 | 7-16 | 2-5 | 5-5 | 3 | 5 | 8 | 2 | 4 | 21 | 1 | 2 | 0 | 0 | 0 | 3 | | | | | | | |
| 10 Savannah Whitehead | 11:49 | 0-3 | 0-0 | 0-0 | 1 | 0 | 1 | 2 | 2 | 0 | 2 | 1 | 1 | 0 | 0 | 0 | | | | | | | |
| Team | | | | | | | | | | | 2 | 3 | 5 | | | | | | | | | | |
| Totals | | 27-78 | 5-21 | 18-23 | 15 | 32 | 47 | 18 | 20 | 77 | 13 | 17 | 15 | 0 | 0 | 2 | | | | | | | |

Technical Fouls: NONE

Shooting By Period

| 1st FG% | 2nd FG% | 3rd FG% | 4th FG% | FT% |
|----------------|-----------------|----------------|----------------|--------------------|
| 4-14 28.6% | 7-14 50.0% | 9-18 50.0% | 2-13 15.4% | 0-2 0.0% |
| 3PT% 1-3 33.3% | 3PT% 7-14 50.0% | 3PT% 3-6 50.0% | 3PT% 0-3 0.0% | FT% 2-6 33.3% |
| FT% 2-2 100% | FT% 3-6 50.0% | FT% 3-3 100% | FT% 2-13 15.4% | GM FG% 27-78 34.6% |
| | | | | 3PT% 5-21 23.8% |
| | | | | FT% 18-23 78.3% |

Dead Ball Rebounds: 2.0

UNLV - 62 Record: 2-3 (1-1)

| NO. Name | Min | FG | | | 3P | | | FT | | | Rebounds | | | Fouls | | TP | AS | TO | ST | Blocks | | | +/- |
|---------------------|---------|-------|------|-------|----|----|----|----|----|----|----------|----|-----|-------|----|----|----|----|----|--------|----|----|-----|
| | | M | A | % | M | A | % | M | A | % | OR | DR | TOT | PF | FD | | | | | BS | BA | BL | |
| 21 Delanyne Byrne | F 30:56 | 2-8 | 0-3 | 3-4 | 3 | 3 | 6 | 2 | 2 | 7 | 0 | 2 | 2 | 1 | 0 | 0 | 2 | 0 | 0 | 0 | 0 | 0 | -2 |
| 23 Desi-Rae Young | F 22:02 | 9-13 | 0-0 | 2-4 | 2 | 1 | 3 | 1 | 6 | 20 | 0 | 2 | 0 | 0 | 0 | -5 | | | | | | | |
| 5 Jade Thomas | G 39:50 | 2-8 | 2-5 | 0-0 | 2 | 3 | 5 | 4 | 1 | 6 | 1 | 1 | 1 | 0 | 0 | -6 | | | | | | | |
| 14 Bailey Thomas | G 34:49 | 0-5 | 0-2 | 0-0 | 1 | 4 | 5 | 3 | 2 | 0 | 3 | 4 | 1 | 0 | 0 | -8 | | | | | | | |
| 30 Nia Johnson | G 26:42 | 4-10 | 2-6 | 2-2 | 0 | 0 | 0 | 5 | 0 | 12 | 0 | 1 | 1 | 0 | 0 | -3 | | | | | | | |
| 15 Keyana Wilfred | 18:33 | 5-7 | 0-0 | 1-2 | 4 | 2 | 6 | 2 | 3 | 11 | 0 | 2 | 0 | 0 | 0 | 0 | | | | | | | |
| 22 Tianna Carter | 07:23 | 1-3 | 0-2 | 1-2 | 0 | 3 | 3 | 0 | 1 | 3 | 0 | 1 | 0 | 0 | 0 | -5 | | | | | | | |
| 2 Jasmine Singleton | 10:07 | 0-1 | 0-0 | 1-2 | 0 | 2 | 2 | 1 | 1 | 2 | 0 | 0 | 0 | 0 | 0 | -1 | | | | | | | |
| 10 Jacinta Buckley | 08:32 | 0-1 | 0-0 | 2-2 | 0 | 3 | 3 | 2 | 1 | 2 | 0 | 0 | 0 | 0 | 0 | -1 | | | | | | | |
| 12 Anna Blount | 00:56 | 0-0 | 0-0 | 0-0 | 0 | 0 | 0 | 0 | 0 | 0 | 0 | 0 | 0 | 0 | 0 | -2 | | | | | | | |
| Team | | | | | | | | | | | 2 | 5 | 7 | | | | | | | | | | |
| Totals | | 23-56 | 4-18 | 12-18 | 14 | 26 | 40 | 20 | 17 | 62 | 6 | 13 | 5 | 1 | 0 | -5 | | | | | | | |

Technical Fouls: NONE

Shooting By Period

| 1st FG% | 2nd FG% | 3rd FG% | 4th FG% | FT% |
|----------------|----------------|----------------|----------------|--------------------|
| 6-14 42.9% | 3-13 23.1% | 3-4 75.0% | 1-3 33.3% | 5-8 62.5% |
| 3PT% 1-5 20.0% | 3PT% 2-4 50.0% | 3PT% 3-4 75.0% | 3PT% 1-3 33.3% | FT% 5-8 62.5% |
| FT% 2-2 100% | FT% 1-8 12.5% | FT% 3-4 75.0% | FT% 1-3 33.3% | GM FG% 23-56 41.1% |
| | | | | 3PT% 4-18 22.2% |
| | | | | FT% 12-18 66.7% |

Dead Ball Rebounds: 3.0

UNLV - 75 Record: 2-4

| NO. Name | Min | FG | | | 3P | | | FT | | | Rebounds | | | Fouls | | TP | AS | TO | ST | Blocks | | | +/- |
|---------------------|---------|-------|------|-------|----|----|----|----|----|----|----------|----|-----|-------|----|-----|----|----|----|--------|----|----|-----|
| | | M | A | % | M | A | % | M | A | % | OR | DR | TOT | PF | FD | | | | | BS | BA | BL | |
| 21 Delanyne Byrne | F 38:00 | 7-14 | 4-9 | 0-0 | 0 | 10 | 10 | 2 | 0 | 18 | 0 | 4 | 0 | 0 | 0 | 2 | | | | | | | |
| 23 Desi-Rae Young | F 20:57 | 3-8 | 0-0 | 3-4 | 2 | 5 | 7 | 5 | 9 | 0 | 3 | 2 | 0 | 0 | 0 | 6 | | | | | | | |
| 5 Jade Thomas | G 44:53 | 3-8 | 2-6 | 2-2 | 0 | 1 | 1 | 0 | 1 | 10 | 2 | 1 | 0 | 0 | 0 | 1 | | | | | | | |
| 14 Bailey Thomas | G 50:00 | 4-12 | 2-9 | 3-3 | 1 | 4 | 5 | 4 | 3 | 13 | 6 | 3 | 1 | 0 | 0 | 2 | | | | | | | |
| 30 Nia Johnson | G 45:49 | 4-14 | 1-6 | 8-10 | 6 | 6 | 12 | 1 | 6 | 19 | 3 | 2 | 1 | 0 | 0 | 4 | | | | | | | |
| 15 Keyana Wilfred | 28:21 | 2-4 | 0-0 | 0-2 | 0 | 3 | 3 | 5 | 2 | 4 | 2 | 5 | 0 | 0 | 0 | -8 | | | | | | | |
| 2 Jasmine Singleton | 05:28 | 0-1 | 0-0 | 0-0 | 0 | 2 | 2 | 0 | 0 | 0 | 0 | 0 | 0 | 0 | 0 | -1 | | | | | | | |
| 10 Jacinta Buckley | 03:45 | 0-1 | 0-0 | 0-0 | 0 | 0 | 0 | 0 | 0 | 0 | 1 | 0 | 0 | 0 | 0 | -1 | | | | | | | |
| 22 Tianna Carter | 06:36 | 0-2 | 0-2 | 0-0 | 0 | 2 | 2 | 0 | 1 | 0 | 0 | 0 | 0 | 0 | 0 | -10 | | | | | | | |
| 12 Anna Blount | 08:06 | 1-2 | 0-0 | 0-0 | 2 | 1 | 3 | 3 | 2 | 0 | 3 | 0 | 0 | 0 | 0 | -6 | | | | | | | |
| Team | | | | | | | | | | | 0 | 5 | 5 | | | | | | | | | | |
| Totals | | 25-68 | 9-33 | 16-21 | 11 | 39 | 50 | 20 | 18 | 75 | 14 | 24 | 4 | 0 | 0 | -2 | | | | | | | |

Technical Fouls: NONE

Shooting By Period

| 1st FG% | 2nd FG% | 3rd FG% | 4th FG% | FT% |
|----------------|----------------|-----------------|----------------|--------------------|
| 6-15 40.0% | 4-12 33.3% | 6-13 46.2% | 4-18 22.2% | 5-8 62.5% |
| 3PT% 4-9 44.4% | 3PT% 2-7 28.6% | 3PT% 6-13 46.2% | 3PT% 1-7 14.3% | FT% 2-10 20.0% |
| FT% 1-1 100% | FT% 2-7 28.6% | FT% 6-13 46.2% | FT% 4-18 22.2% | GM FG% 25-68 36.8% |
| | | | | 3PT% 9-33 27.3% |
| | | | | FT% 16-21 76.2% |

Dead Ball Rebounds: 5.0

| WYO | UNLV |
|------------------|---|
| Biggest lead | 9 (4 th 5:01) 4 (3 rd 9:05) |
| Best Scoring Run | 6 (1 st 6:44) 9 (1 st 2:35) |
| Lead Changes | 14 |
| Times Tied | |



LADY REBEL BASKETBALL

GAME NOTES - UNLV AT UTAH STATE • JANUARY 25 & 27 • LOGAN, UTAH



Official Basketball Box Score - Final
Colorado St. at UNLV
01/09/21 Cox Pavilion, Las Vegas
2020-21 Women's Basketball

Game Time: 12:00 PM
Game Duration: 1:29

Officials: Michael Price, Laura Rahe, Brenda Pantajo

| Colorado St. - 67 | | Record: 8-2 (4-2) | | | | | | | | | | | | |
|-------------------|--------------------|-------------------|-------|-------|-----|-----------|----------|----|----|----|----|--------|-----|----|
| NO. | Name | Min | FG | 3P | FT | Rebounds | Fouls | TP | AS | TO | ST | Blocks | +/- | |
| | | | M-A | M-A | M-A | OR DR TOT | PF FD | | | | | BS BA | | |
| 42 | Karly Murphy | F 25:49 | 2-7 | 0-0 | 0-0 | 3 8 11 | 3 1 | 4 | 0 | 2 | 1 | 1 | 0 | -3 |
| 2 | Tori Williams | G 25:12 | 4-7 | 2-4 | 1-2 | 0 4 4 | 4 3 | 11 | 3 | 4 | 0 | 0 | 0 | 11 |
| 4 | McKenna Hofschield | G 34:44 | 8-15 | 6-8 | 2-2 | 0 2 2 | 1 6 | 24 | 2 | 2 | 2 | 0 | 0 | 4 |
| 11 | Petra Farkas | G 19:27 | 1-6 | 1-2 | 0-0 | 0 3 3 | 0 1 | 3 | 0 | 0 | 0 | 0 | 0 | 7 |
| 35 | Lore Devos | G 26:59 | 4-12 | 1-3 | 0-0 | 1 5 6 | 3 0 | 9 | 2 | 1 | 0 | 0 | 1 | 6 |
| 5 | Elle Boni | 27:37 | 2-5 | 0-1 | 0-0 | 2 2 2 | 2 0 | 4 | 1 | 0 | 0 | 0 | 0 | 6 |
| 12 | Jamie Bonnarens | 20:47 | 1-5 | 0-3 | 0-0 | 0 3 3 | 0 0 | 2 | 2 | 0 | 1 | 0 | 0 | 7 |
| 14 | Cali Clark | 14:09 | 4-6 | 0-0 | 0-0 | 4 4 8 | 0 1 | 8 | 1 | 0 | 0 | 1 | 0 | 12 |
| 33 | Bengisu Alper | 05:16 | 1-1 | 0-0 | 0-0 | 0 3 3 | 0 0 | 2 | 1 | 1 | 0 | 0 | 0 | 5 |
| Team | | | | | | 1 2 3 | 0 | 0 | 0 | 0 | 0 | 0 | 0 | |
| Totals | | | 27-64 | 10-21 | 3-4 | 9 36 45 | 13 12 67 | 12 | 10 | 4 | 3 | 1 | 9 | |

Technical Fouls: NONE

| Shooting By Period | |
|--------------------|-------------|
| 1st FG% | 8-14 57.1% |
| 3PT% | 3-5 60.0% |
| FT% | 2-2 100% |
| 2nd FG% | 7-19 36.8% |
| 3PT% | 3-7 42.9% |
| FT% | 0-0 0% |
| 3rd FG% | 6-16 37.5% |
| 3PT% | 2-4 50.0% |
| FT% | 0-0 0% |
| 4th FG% | 6-15 40.0% |
| 3PT% | 2-5 40.0% |
| FT% | 1-2 50% |
| GM FG% | 27-64 42.2% |
| 3PT% | 10-21 47.6% |
| FT% | 3-4 75.0% |

Dead Ball Rebounds: 1, 0



Official Basketball Box Score - Final
New Mexico at UNLV
01/15/21 Cox Pavilion, Las Vegas
2020-21 Women's Basketball

Game Time: 2:00 PM
Game Duration: 1:54

Officials: Brenda Pantajo, Peter Contreras, Jack Jones

| New Mexico - 60 | | Record: 5-1 (2-1) | | | | | | | | | | | | |
|-----------------|--------------------|-------------------|-------|-------|-----|-----------|-------|----|----|----|----|--------|-----|-----|
| NO. | Name | Min | FG | 3P | FT | Rebounds | Fouls | TP | AS | TO | ST | Blocks | +/- | |
| | | | M-A | M-A | M-A | OR DR TOT | PF FD | | | | | BS BA | | |
| 13 | Shaiquel McGruder | F 21:09 | 1-3 | 0-1 | 0-0 | 0 4 4 | 2 0 | 2 | 0 | 1 | 1 | 4 | 0 | -14 |
| 32 | Antonia Anderson | F 11:06 | 3-5 | 2-4 | 0-0 | 1 3 4 | 5 0 | 8 | 0 | 1 | 0 | 0 | 0 | 11 |
| 3 | Ahliise Hurst | F 28:15 | 6-18 | 4-13 | 0-0 | 0 2 2 | 3 1 | 16 | 1 | 3 | 1 | 0 | 0 | -10 |
| 5 | LaTora Duff | G 25:32 | 4-7 | 1-3 | 0-0 | 1 2 3 | 1 1 | 9 | 2 | 2 | 1 | 0 | 1 | -15 |
| 23 | Jaedyn De La Cerda | G 30:24 | 2-11 | 0-4 | 0-2 | 2 6 8 | 2 1 | 4 | 4 | 5 | 1 | 0 | 1 | -24 |
| 24 | Autumn Watts | 24:09 | 0-4 | 0-3 | 0-0 | 2 4 6 | 5 1 | 0 | 2 | 1 | 2 | 2 | 0 | -6 |
| 1 | Corina Carter | F 17:09 | 1-6 | 0-4 | 0-0 | 0 0 0 | 1 1 | 2 | 3 | 1 | 0 | 0 | 0 | -4 |
| 4 | LaTascya Duff | 24:50 | 5-10 | 4-8 | 3-3 | 0 4 4 | 2 2 | 17 | 2 | 0 | 1 | 0 | 0 | -9 |
| 14 | Azaria Robinson | 08:49 | 1-1 | 0-0 | 0-0 | 2 2 1 | 0 2 | 0 | 1 | 0 | 1 | 0 | 0 | -11 |
| 15 | Kath van Biemekom | 05:48 | 0-0 | 0-0 | 0-0 | 0 1 1 | 0 0 | 0 | 1 | 1 | 0 | 0 | 0 | -4 |
| 10 | Coline Dupont | 01:58 | 0-1 | 0-0 | 0-0 | 0 0 0 | 0 0 | 0 | 0 | 0 | 0 | 0 | 0 | -2 |
| 34 | Nevahh Parkinson | 00:51 | 0-0 | 0-0 | 0-0 | 0 0 0 | 0 0 | 0 | 0 | 0 | 0 | 0 | 0 | -2 |
| Team | | | | | | 1 3 4 | 0 | 0 | 0 | 0 | 0 | 0 | 0 | |
| Totals | | | 23-66 | 11-40 | 3-5 | 7 31 38 | 23 7 | 60 | 15 | 18 | 8 | 7 | 2 | -18 |

Technical Fouls: NONE

Dead Ball Rebounds: 1, 0

| Shooting By Period | |
|--------------------|-------------|
| 1st FG% | 7-21 33.3% |
| 3PT% | 4-15 26.7% |
| FT% | 3-3 100% |
| 2nd FG% | 8-16 50.0% |
| 3PT% | 6-11 54.5% |
| FT% | 0-0 0% |
| 3rd FG% | 6-16 37.5% |
| 3PT% | 1-7 14.3% |
| FT% | 0-0 0% |
| 4th FG% | 2-13 15.4% |
| 3PT% | 0-7 0.0% |
| FT% | 0-2 0% |
| GM FG% | 23-66 34.8% |
| 3PT% | 11-40 27.5% |
| FT% | 3-5 60.0% |

| UNLV - 58 | | Record: 4-5 (2-2) | | | | | | | | | | | | |
|---------------|-------------------|-------------------|-------|------|-----|-----------|----------|----|----|----|----|--------|-----|-----|
| NO. | Name | Min | FG | 3P | FT | Rebounds | Fouls | TP | AS | TO | ST | Blocks | +/- | |
| | | | M-A | M-A | M-A | OR DR TOT | PF FD | | | | | BS BA | | |
| 21 | Delanyie Byrne | F 32:06 | 4-9 | 2-4 | 0-0 | 2 4 6 | 2 0 | 10 | 0 | 2 | 0 | 1 | 0 | -12 |
| 23 | Desi-Rae Young | F 23:44 | 2-10 | 0-0 | 0-2 | 2 6 8 | 2 4 | 4 | 0 | 1 | 2 | 0 | 2 | -3 |
| 5 | Jade Thomas | G 35:50 | 2-8 | 2-7 | 0-0 | 1 1 1 | 1 1 | 6 | 3 | 1 | 1 | 0 | 0 | -4 |
| 14 | Bailey Thomas | G 37:10 | 5-16 | 2-8 | 0-2 | 1 7 8 | 1 3 | 12 | 1 | 2 | 1 | 0 | 0 | -9 |
| 30 | Nia Johnson | G 30:00 | 4-15 | 0-4 | 2-2 | 1 3 4 | 4 1 | 10 | 0 | 1 | 0 | 0 | 0 | -16 |
| 15 | Keyana Wilfred | 19:06 | 7-10 | 0-0 | 1-1 | 3 1 4 | 0 2 | 15 | 1 | 0 | 0 | 0 | 0 | -6 |
| 22 | Tianna Carter | 05:04 | 0-1 | 0-1 | 0-0 | 0 0 0 | 0 0 | 0 | 0 | 1 | 1 | 0 | 0 | 0 |
| 2 | Jasmine Singleton | 14:10 | 0-1 | 0-0 | 1-2 | 3 4 7 | 2 2 | 1 | 1 | 6 | 1 | 1 | 0 | 3 |
| 10 | Jacinta Buckley | 02:50 | 0-0 | 0-0 | 0-0 | 0 0 0 | 0 0 | 0 | 0 | 0 | 0 | 0 | 0 | 0 |
| Team | | | | | | 2 2 4 | 0 | 0 | 0 | 0 | 0 | 0 | 0 | |
| Totals | | | 24-70 | 6-24 | 4-9 | 14 28 42 | 12 13 58 | 11 | 9 | 6 | 1 | 3 | 9 | |

Technical Fouls: NONE

| Shooting By Period | |
|--------------------|-------------|
| 1st FG% | 7-21 33.3% |
| 3PT% | 2-5 40.0% |
| FT% | 1-1 100% |
| 2nd FG% | 7-17 41.2% |
| 3PT% | 1-5 20.0% |
| FT% | 0-2 0% |
| 3rd FG% | 7-15 46.7% |
| 3PT% | 2-8 25.0% |
| FT% | 1-2 50% |
| 4th FG% | 3-17 17.6% |
| 3PT% | 1-6 16.7% |
| FT% | 2-4 50% |
| GM FG% | 24-70 34.3% |
| 3PT% | 6-24 25.0% |
| FT% | 4-9 44.4% |

Dead Ball Rebounds: 1, 0

| UNLV - 78 | | Record: 5-5 (3-2) | | | | | | | | | | | | |
|---------------|-------------------|-------------------|-------|------|-------|-----------|---------|----|----|----|----|--------|-----|----|
| NO. | Name | Min | FG | 3P | FT | Rebounds | Fouls | TP | AS | TO | ST | Blocks | +/- | |
| | | | M-A | M-A | M-A | OR DR TOT | PF FD | | | | | BS BA | | |
| 21 | Delanyie Byrne | F 30:32 | 7-10 | 4-6 | 3-5 | 1 4 5 | 0 4 | 21 | 2 | 1 | 0 | 1 | 0 | 13 |
| 23 | Desi-Rae Young | F 19:07 | 2-10 | 0-0 | 3-4 | 1 6 7 | 0 5 | 7 | 3 | 2 | 2 | 0 | 3 | 10 |
| 5 | Jade Thomas | G 29:14 | 4-12 | 1-6 | 0-0 | 3 1 4 | 1 2 | 9 | 1 | 2 | 0 | 1 | 1 | 11 |
| 14 | Bailey Thomas | G 35:25 | 3-9 | 1-5 | 1-2 | 3 3 6 | 1 2 | 8 | 4 | 2 | 1 | 0 | 0 | 16 |
| 30 | Nia Johnson | G 27:07 | 3-12 | 1-3 | 0-0 | 2 5 7 | 2 1 | 7 | 3 | 1 | 3 | 0 | 1 | 11 |
| 2 | Jasmine Singleton | 16:57 | 1-3 | 0-0 | 1-2 | 0 3 3 | 0 3 | 3 | 1 | 1 | 3 | 0 | 0 | 14 |
| 15 | Keyana Wilfred | 21:12 | 4-7 | 0-0 | 4-4 | 3 4 7 | 1 2 | 12 | 3 | 2 | 1 | 0 | 1 | 14 |
| 10 | Jacinta Buckley | 11:17 | 1-4 | 0-1 | 0-0 | 2 6 8 | 1 0 | 2 | 1 | 1 | 0 | 0 | 1 | 2 |
| 12 | Anna Blount | 05:22 | 1-3 | 0-0 | 1-2 | 1 0 1 | 1 2 | 3 | 0 | 1 | 0 | 0 | 0 | -2 |
| 22 | Tianna Carter | 03:47 | 2-2 | 0-0 | 2-3 | 0 1 1 | 2 3 | 0 | 0 | 0 | 0 | 0 | 0 | 1 |
| Team | | | | | | 1 4 5 | 0 | 0 | 0 | 0 | 0 | 0 | 0 | |
| Totals | | | 28-72 | 7-21 | 15-22 | 17 37 54 | 7 23 78 | 18 | 13 | 10 | 2 | 7 | 18 | |

Technical Fouls: NONE

| Shooting By Period | |
|--------------------|-------------|
| 1st FG% | 4-18 22.2% |
| 3PT% | 1-4 25.0% |
| FT% | 0-1 0% |
| 2nd FG% | 8-18 44.4% |
| 3PT% | 0-2 0.0% |
| FT% | 10-13 76.9% |
| 3rd FG% | 8-19 42.1% |
| 3PT% | 3-7 42.9% |
| FT% | 3-4 75% |
| 4th FG% | 8-17 47.1% |
| 3PT% | 3-8 37.5% |
| FT% | 2-4 50% |
| GM FG% | 28-72 38.9% |
| 3PT% | 7-21 33.3% |
| FT% | 15-22 68.2% |

Dead Ball Rebounds: 3, 0

| Points from | | CSU | | NLV | |
|------------------|---------------|---------------|--|-----|--|
| Biggest lead | 12 (4th 0:17) | 5 (2nd 6:10) | | | |
| Best Scoring Run | 7 (1st 7:08) | 11 (2nd 6:10) | | | |
| Lead Changes | 11 | | | | |
| Times Tied | 2 | | | | |
| Time with Lead | 34:02 | 05:00 | | | |

| Period by Period Scoring | | | | | |
|--------------------------|-----|-----|-----|-----|----|
| 1st | 2nd | 3rd | 4th | TOT | |
| CSU | 21 | 17 | 14 | 15 | 67 |
| NLV | 17 | 15 | 17 | 9 | 58 |

| Points from | | UNM | | UNLV | |
|------------------|---------------|---------------|--|------|--|
| Biggest lead | 14 (1st 1:47) | 18 (4th 0:03) | | | |
| Best Scoring Run | 9 (1st 1:47) | 13 (4th 0:03) | | | |
| Lead Changes | 5 | | | | |
| Times Tied | 2 | | | | |
| Time with Lead | 26:49 | 11:50 | | | |

| Period by Period Scoring | | | | | |
|--------------------------|-----|-----|-----|-----|----|
| 1st | 2nd | 3rd | 4th | TOT | |
| UNM | 21 | 22 | 13 | 4 | 60 |
| UNLV | 9 | 26 | 22 | 21 | 78 |



Official Basketball Box Score - Final
New Mexico at UNLV
01/17/21 Cox Pavilion, Las Vegas
2020-21 Women's Basketball

Game Time: 2:00 PM
Game Duration: 1:38
Attendance: 8

Officials: Michol Murray, Tiffany Bird, Cheryl Flores

| New Mexico - 81 | | Record: 6-1 (3-1) | | | | | | | | | | | | |
|-----------------|-------------------|-------------------|-------|-----|-----|-----------|-------|----|----|----|----|--------|-----|----|
| NO. | Name | Min | FG | 3P | FT | Rebounds | Fouls | TP | AS | TO | ST | Blocks | +/- | |
| | | | M-A | M-A | M-A | OR DR TOT | PF FD | | | | | BS BA | | |
| 13 | Shaiquel McGruder | F 28:23 | 1-3 | 0-0 | 1-2 | 1 3 4 | 3 2 | 3 | 0 | 0 | 1 | 2 | 0 | -1 |
| 32 | Antonia Anderson | F 35:32 | 12-17 | 4-6 | 1-1 | 2 6 8 | 4 2 | 29 | 2 | 3 | 0 | 1 | 0 | 7 |
| 3 | Ahliise Hurst | G 35:43 | 0-9 | 0-7 | 2-2 | 0 4 4 | 2 2 | 2 | 5 | 1 | 4 | 1 | | |

LADY REBEL BASKETBALL



GAME NOTES - UNLV AT UTAH STATE • JANUARY 25 & 27 • LOGAN, UTAH



#2

JASMINE SINGLETON

5-7 • Freshman • Guard
Goodyear, Arizona



#5

JADE THOMAS

5-10 • Freshman • Guard
Las Vegas



#10

JACINTA BUCKLEY

6-1 • Sophomore • Guard
Spokane, Washington



#12

ANNA BLOUNT

6-1 • Sophomore • Forward
Stockton, California



#14

BAILEY THOMAS

5-9 • Senior • Guard
Las Vegas, Nevada



#15

KEYANA WILFRED

6-3 • Sophomore • Center
Mitchell, Nebraska



#21

DELAYNIE BYRNE

6-3 • Sophomore • Forward
Arvada, Colorado



#22

TIANNA CARTER

6-1 • Freshman • Forward
Tucson, Arizona



#23

DESI-RAE YOUNG

6-1 • Freshman • Forward
Las Vegas, Nevada



#30

NIA JOHNSON

5-8 • Junior • Guard
Sacramento, California



#34

CITLALLI GURROLA

5-6 • Freshman • Guard
Spring Valley, California



LINDY LA ROCQUE

Head Coach
First Year



ROMAN OWENS

Assistant Coach
Second Year



MIA BELL

Assistant Coach
Second Year



NNEKA ENEMKAPI

Assistant Coach
Second Year