

## HISTORY / RECORDS

ALL-TIME HONORS .....	80
RUNNIN' REBELS IN THE NBA .....	81
RETIRED JERSEYS .....	84
TEAM RECORDS .....	86
INDIVIDUAL RECORDS .....	87
SCORING RECORDS .....	88
FIELD GOAL, FREE THROW RECORDS .....	91
REBOUND, ASSIST RECORDS .....	92
STEAL, BLOCK RECORDS .....	93
3-POINT RECORDS .....	94
THOMAS & MACK CENTER RECORDS .....	95
ALL-TIME PLAYERS OF THE WEEK .....	96
NOTEBOOK .....	97
POSTSEASON HISTORY .....	98
NCAA FINAL FOUR .....	100
NCAA TOURNAMENT SUPERLATIVES .....	102
POSTSEASON NIT SUPERLATIVES .....	104
100-POINT GAMES .....	104
THROUGH THE YEARS .....	106
YEAR-BY-YEAR RESULTS .....	107
RESULTS, TOP 25, STREAKS .....	116
ALL-TIME SERIES HISTORY .....	117
RECORDS VS. ALL CONFERENCES .....	118
ALL-TIME VS. 2020-21 OPPONENTS .....	119
OPPONENT SUPERLATIVES .....	120
COACH TARKANIAN - NAISMITH HALL OF FAMER .....	121
ALL-TIME LETTERMEN .....	122

# ALL-TIME HONORS

## ALL-CONF. SELECTIONS

<b>1970 - WCAC</b>	Odis Allison, f	2nd Team
	Lou Small, g	2nd Team
<b>1971 - WCAC</b>	Booker Washington, g	1st Team
	Odis Allison, f	2nd Team
<b>1972 - WCAC</b>	Bob Florence, f	1st Team
	Booker Washington, g	2nd Team
	Jerry Baskerville, c	Hon. Mention
<b>1973 - WCAC</b>	Bob Florence, f	1st Team
	Jimmie Baker, f	1st Team
<b>1974 - WCAC</b>	Bob Florence, f	1st Team
	Jimmie Baker, f	2nd Team
	Ricky Sobers, g	Hon. Mention
<b>1975 - WCAC</b>	Ricky Sobers, g	1st Team
	Eddie Owens, f	2nd Team
	Glen Gondrezick	2nd Team
<b>1983 - Big West</b>	Sidney Green, f	1st Team
	Larry Anderson, g	2nd Team
<b>1984 - Big West</b>	Richie Adams, c	1st Team
	Frank James, f	2nd Team
	Danny Tarkanian, g	2nd Team
	Freddie Banks, g	Freshman
<b>1985 - Big West</b>	Richie Adams, f	1st Team
	Richard Robinson, c	Freshman
<b>1986 - Big West</b>	Anthony Jones, f	1st Team
	Freddie Banks, g	1st Team
	Armon Gilliam, f	2nd Team
<b>1987 - Big West</b>	Freddie Banks, g	1st Team
	Armon Gilliam, f	1st Team
	Mark Wade, g	1st Team
<b>1988 - Big West</b>	Jarvis Basnight, f	1st Team
	Gerald Paddio, g	2nd Team
	Stacey Augmon, f	Freshman
	Karl James, g	Freshman
<b>1989 - Big West</b>	Stacey Augmon, f	1st Team
	David Butler, c	1st Team
	Greg Anthony, g	2nd Team
	Anderson Hunt, g	Freshman
<b>1990 - Big West</b>	David Butler, c	1st Team
	Larry Johnson, f	1st Team
	Greg Anthony, g	Hon. Mention
	Stacey Augmon, f	Hon. Mention
	Anderson Hunt, g	Hon. Mention
<b>1991 - Big West</b>	Greg Anthony, g	1st Team
	Stacey Augmon, f	1st Team
	Anderson Hunt, g	1st Team
	Larry Johnson, f	1st Team
	George Ackles, c	2nd Team
<b>1992 - Big West</b>	J.R. Rider, g	1st Team
	Elmore Spencer, c	1st Team
	Reggie Manuel, g	Freshman
<b>1993 - Big West</b>	Dexter Boney, g	1st Team
	Eric Gray, f	1st Team
	J.R. Rider, f	1st Team
	Lawrence Thomas, g	Freshman
<b>1994 - Big West</b>	Kebu Stewart, c	1st Team
	Reggie Manuel, g	1st Team
	Dedan Thomas, g	Hon. Mention
	J. "Sunshine" Smith, g	Freshman
<b>1995 - Big West</b>	Patrick Savoy, f	2nd Team
	Eric Lee, c	Freshman
<b>1996 - Big West</b>	Warren Rosegreen, f	Hon. Mention
<b>1997 - WAC Pacific Division</b>	Keon Clark, c	1st Team, All-Newcomer, All-Defensive
	Tyrone Nesby, f	1st Team, All-Defensive
<b>1998 - WAC Mountain Division</b>	Greedy Daniels, g	All-Newcomer
	Kaspars Kambala, f	All-Newcomer
<b>1999 - WAC Mountain Division</b>	Shawn Marion, f	1st Team, All-Newcomer, All-Defensive
	Greedy Daniels, g	All-Defensive
<b>2000 - Mountain West</b>	Kaspars Kambala, f/c	1st Team
	Mark Dickel, c	2nd Team
	Trevor Diggs, g	All-Newcomer
	Dairon Johnson, f	All-Newcomer
<b>2001 - Mountain West</b>	Kaspars Kambala, f/c	1st Team
<b>2002 - Mountain West</b>	Dairon Johnson, f	1st Team
	Marcus Banks, g	2nd Team
	Lou Kelly, g/f	Hon. Mention
<b>2003 - Mountain West</b>	Marcus Banks, g	1st Team
	Dairon Johnson, f	2nd Team
<b>2004 - Mountain West</b>	Odartey Blankson, f	1st Team
	Jerel Blasingame, g	3rd Team
	J.K. Edwards, f	3rd Team
	Romel Beck, f	Hon. Mention
<b>2005 - Mountain West</b>	Odartey Blankson, f	1st Team
	Louis Amundson, f	Hon. Mention
	Romel Beck, f	Hon. Mention
	Michael Umeh, g	Hon. Mention
<b>2006 - Mountain West</b>	Louis Amundson, f	2nd Team
	Wink Adams, g	Hon. Mention

<b>2007 - Mountain West</b>	Wendell White, f	1st Team
	Wink Adams, g	2nd Team
	Kevin Kruger, g	3rd Team
<b>2008 - Mountain West</b>	Wink Adams, g	1st Team
	Curtis Terry, g	3rd Team
	Joe Darger, f	Hon. Mention
	René Rougeau, f	Hon. Mention
<b>2009 - Mountain West</b>	Wink Adams, g	2nd Team
	René Rougeau, f	3rd Team, All-Defensive
<b>2010 - Mountain West</b>	Tre'Von Willis, g	1st Team, All-Defensive
	Chace Stanback, g/f	3rd Team, All-Defensive
	Oscar Bellfield, g	Hon. Mention
<b>2011 - Mountain West</b>	Tre'Von Willis, g	2nd Team
	Oscar Bellfield, g	3rd Team
	Chace Stanback, g/f	3rd Team
<b>2012 - Mountain West</b>	Mike Moser, f	1st Team, All-Defensive
	Anthony Marshall, g	2nd Team, All-Defensive
	Oscar Bellfield, g	3rd Team
	Chace Stanback, g/f	3rd Team
<b>2013 - Mountain West</b>	Anthony Bennett, f	1st Team
	Anthony Marshall, g	2nd Team, All-Defensive
	Khem Birch, f	Hon. Mention, All-Defensive
<b>2014 - Mountain West</b>	Khem Birch, f	2nd Team, All-Defensive
	Rashad Vaughn, g	3rd Team
	Roscoe Smith, f	Hon. Mention
<b>2015 - Mountain West</b>	Christian Wood, f	2nd Team
	Rashad Vaughn, g	Hon. Mention
	Goodluck Okonoboh, f	All-Defensive
<b>2016 - Mountain West</b>	Patrick McCaw, g	2nd Team, All-Defensive
<b>2017 - Mountain West</b>	Jovan Mooring, g	3rd Team
<b>2018 - Mountain West</b>	Shakur Justin, f	2nd Team
	Byron McCoy, f	2nd Team
	Jordan Johnson, g	Hon. Mention (Media)
<b>2019 - Mountain West</b>	Kris Clyburn, g	3rd Team, All-Defensive
<b>2020 - Mountain West</b>	Bryce Hamilton, g	1st Team
	Amauri Hardy, g	3rd Team

## PLAYER OF THE YEAR

1975	Ricky Sobers	WCAC
1983	Sidney Green	Big West
1984	Richie Adams	Big West
1985	Richie Adams	Big West
1986	Anthony Jones*	Big West
1987	Armon Gilliam	Big West
1989	Stacey Augmon	Big West
1990	Larry Johnson	Big West
1991	Larry Johnson	Big West
1993	J.R. Rider	Big West
1994	Kebu Stewart	Big West

\*along with USU's Greg Grant

## COACH OF THE YEAR

1975	Jerry Tarkanian	WCAC
1983	Jerry Tarkanian	Big West
1984	Jerry Tarkanian	Big West
1985	Jerry Tarkanian	Big West
1987	Jerry Tarkanian	Big West
1988	Jerry Tarkanian	Big West
1991	Jerry Tarkanian	Big West
1992	Jerry Tarkanian*	Big West
2000	Bill Bayno#	Mountain West
2008	Lon Kruger	Mountain West

\*along with UCSB's Jerry Pimm  
#along with Air Force's Reggie Minton

## FRESHMAN OF THE YR.

1988	Stacey Augmon	Big West
1997	Mark Dickel	WAC
1998	Kaspars Kambala	WAC
2000	Dairon Johnson*	Mountain West
2013	Anthony Bennett	Mountain West
2015	Rashad Vaughn	Mountain West
2018	Brandon McCoy	Mountain West

\*along with Air Force's Tom Bellairs

## DEF. PLAYER OF THE YR.

2002	Marcus Banks	Mountain West
2003	Marcus Banks*	Mountain West
2007	Joel Anthony	Mountain West
2013	Khem Birch	Mountain West
2014	Khem Birch	Mountain West

\*along with BYU's Travis Hansen

## NEWCOMER OF THE YR.

2012	Mike Moser	Mountain West
------	------------	---------------

## TOURNAMENT MVP

1983	Sidney Green	Big West
1984	Richie Adams	Big West
1985	Richie Adams	Big West
1986	Anthony Jones	Big West
1987	Freddie Banks	Big West
1989	Stacey Augmon	Big West
1990	Larry Johnson	Big West
1991	Larry Johnson	Big West
2000	Mark Dickel	Mountain West
2007	Kevin Kruger	Mountain West
2008	Wink Adams	Mountain West

## NCAA FINAL FOUR

Anderson Hunt	Most Valuable Player
---------------	----------------------

## ALL-AMERICA SELECTIONS

First Team	Sponsor	
1975	Ricky Sobers	Citizen Foundation
1976	Eddie Owens	Independent, Citizen Foundation
1983	Sidney Green	U.S. Basketball Writers Association
1990	Larry Johnson	AP, UPI, USBWA
1991	Stacey Augmon	Wooden, AP, Eastman-Kodak
1991	Larry Johnson	Eastman-Kodak, John R. Wooden, UPI, AP, James A. Naismith, Basketball Times, U.S. Basketball Writers Association, Basketball Weekly, The Sporting News
1998	Keon Clark	(Preseason) Sport Magazine
Second Team	Sponsor	
1978	Reggie Theus	Basketball Weekly
1983	Sidney Green	Basketball Times, Sporting News
1987	Armon Gilliam	AP, UPI, NABC, USBWA
1991	Stacey Augmon	UPI, USBWA, Basketball Weekly
1991	Stacey Augmon	Henry Iba Corinthian Award/nation's best defensive player (3rd time)
1993	J.R. Rider	AP, UPI, USBWA, Basketball Weekly
1998	Keon Clark	(Preseason) Basketball Weekly
Third Team	Sponsor	
1983	Sidney Green	UPI, NABC
1998	Keon Clark	(Preseason) Dick Vitale
Honorable Mention	Sponsor	
1977	Glen Gondrezick	AP, UPI
1990	Greg Anthony	AP, UPI
1990	David Butler	AP
1990	Anderson Hunt	AP, UPI
1991	George Ackles	AP
1991	Greg Anthony	AP, UPI
1991	Anderson Hunt	AP, UPI
1992	Elmore Spencer	AP
1993	Dedan Thomas	AP
2000	Mark Dickel	AP
2003	Marcus Banks	AP
2012	Mike Moser	AP
2013	Anthony Bennett	AP

## NATIONAL COACH OF THE YEAR

1983	Jerry Tarkanian	UPI
------	-----------------	-----

## BIG WEST ALL-TOURNAMENT SELECTIONS

1983	Larry Anderson, Sidney Green
1984	Richie Adams, Eric Booker, Danny Tarkanian
1985	Richie Adams, Freddie Banks
1986	Freddie Banks, Armon Gilliam, Anthony Jones
1987	Freddie Banks, Armon Gilliam
1989	Stacey Augmon, Anderson Hunt
1990	Stacey Augmon, David Butler, Anderson Hunt, Larry Johnson
1991	George Ackles, Stacey Augmon, Anderson Hunt, Larry Johnson
1993	J.R. Rider
1994	Ken Gibson

## WAC ALL-TOURNAMENT SELECTIONS

1998	Mark Dickel, Brian Keefe, Tyrone Nesby
------	--

## MOUNTAIN WEST ALL-TOURN. SELECTIONS

2000	Mark Dickel, Dairon Johnson, Kaspars Kambala
2002	Dairon Johnson, Lou Kelly
2003	Marcus Banks, Dairon Johnson, James Peters
2004	Romel Beck, Jerel Blasingame
2007	Wink Adams, Kevin Kruger
2008	Wink Adams, René Rougeau, Curtis Terry
2010	Chace Stanback, Tre'Von Willis
2011	Tre'Von Willis
2012	Mike Moser
2013	Anthony Bennett, Katin Reinhardt

## OLYMPIANS

Stacey Augmon	USA, 1988
Mark Dickel	New Zealand, 2000, 2004
Shawn Marion	USA, 2004



Larry Johnson poses with legendary head coach John Wooden after receiving the prestigious Wooden Award in 1991.



# RUNNIN' REBELS IN THE NBA

## "NBA FIRST ROUND DRAFT CLUB"

15 Runnin' Rebels have been drafted in the NBA's first round since 1975



**RICKY SOBERS – 1975**  
No. 16 pick by Phoenix Suns  
(Indiana, Chicago, Washington, Seattle)



**REGGIE THEUS – 1978**  
No. 9 pick by Chicago Bulls  
(Sacramento, Atlanta, Orlando, New Jersey, Denver)




**SIDNEY GREEN – 1983**  
No. 5 pick by Chicago Bulls  
(New York, Detroit, Orlando, San Antonio, Charlotte, Philadelphia)



**ANTHONY JONES – 1986**  
No. 21 pick by Washington Bullets  
(Dallas)



**ARMON GILLIAM – 1987**  
No. 2 pick by Phoenix Suns  
(Charlotte, Philadelphia, New Jersey, Milwaukee, Utah)



**LARRY JOHNSON - 1991**  
No. 1 pick by Charlotte Hornets  
(New York)



**STACEY AUGMON – 1991**  
No. 9 pick by Atlanta Hawks  
(Detroit, Portland, Charlotte/  
New Orleans, Orlando)




**GREG ANTHONY – 1991**  
No. 12 pick by New York Knicks  
(Vancouver, Seattle, Portland,  
Milwaukee, Chicago)



**ELMORE SPENCER - 1992**  
No. 25 pick by Los Angeles Clippers  
(Denver, Portland)



**J.R. RIDER – 1993**  
No. 5 pick by Minnesota Timberwolves  
(Portland, Atlanta, L.A. Lakers, Denver)



**KEON CLARK – 1998**  
No. 13 pick by Orlando Magic  
(Denver, Toronto, Sacramento, Utah)




**SHAWN MARION – 1999**  
No. 9 pick by Phoenix Suns  
(Miami, Toronto, Dallas, Cleveland)



**MARCUS BANKS – 2003**  
No. 13 pick by Memphis Grizzlies  
(Boston, Minnesota,  
Phoenix, Miami, Toronto)



**ANTHONY BENNETT – 2013**  
No. 1 pick by Cleveland Cavaliers  
(Minnesota, Toronto, Brooklyn)



**RASHAD VAUGHN – 2015**  
No. 17 pick by Milwaukee Bucks  
(Brooklyn, Orlando)




# RUNNIN' REBELS IN THE NBA

## UNLV PLAYERS IN THE NBA DRAFT



Anthony Bennett was taken with the top overall pick in the 2013 NBA Draft by the Cleveland Cavaliers, becoming the second UNLV player to be taken No. 1. UNLV became only the 16th school to ever have multiple top draft choices and is one of four to have two No. 1 picks in the last 29 years.

YEAR	PLAYER	ROUND	TEAM
1967	Elburt Miller	7th	Houston Rockets
1968	John Q. Trapp	2nd	Houston Rockets
	Elburt Miller	8th	Milwaukee Bucks
	Jerry Chandler	11th	Golden State Warriors
1970	Bruce Chapman	9th	Detroit Pistons
	Bruce Chapman	9th	Utah Stars
	Lou Small	9th	Golden State Warriors
1971	Odis Allison	5th	Golden State Warriors
1974	Bob Florence	8th	Los Angeles Lakers
	Bob Florence	8th	Indiana Pacers
1975	Ricky Sobers	1st (No. 16 pick)	Phoenix Suns
1976	Boyd Batts	7th	New York Knicks
1977	Glen Gondrezick	2nd	New York Knicks
	Larry Moffett	2nd	Houston Rockets
	Eddie Owens	2nd	Kansas City Kings
	Robert Smith	3rd	Denver Nuggets
	Sam Smith	3rd	Atlanta Hawks
	Lewis Brown	4th	Milwaukee Bucks
1978	Reggie Theus	1st (No. 9 pick)	Chicago Bulls
	Jackie Robinson	4th	Houston Rockets
	Brent Vroman	4th	Philadelphia 76ers
	Earl Evans	6th	Detroit Pistons
	Tony Smith	7th	Cleveland Cavaliers
1979	Flintie Williams	6th	Detroit Pistons
	Tony Smith	6th	New Jersey Nets
	Eddie McLeod	9th	San Antonio Spurs
1982	Michael Burns	8th	Chicago Bulls
1983	Sidney Green	1st (No. 5 pick)	Chicago Bulls
	Larry Anderson	3rd	Cleveland Cavaliers
1984	Jeff Collins	4th	Phoenix Suns
	Danny Tarkanian	8th	San Antonio Spurs
	Eric Booker	8th	Utah Jazz
	Paul Brozovich	8th	Golden State Warriors
1985	Richie Adams	4th	Washington Bullets
	Ed Catchings	7th	Dallas Mavericks
	Frank James	7th	Detroit Pistons
1986	Anthony Jones	1st (No. 21 pick)	Washington Bullets
	John Flowers	6th	Sacramento Kings
1987	Armon Gilliam	1st (No. 2 pick)	Phoenix Suns
	Freddie Banks	2nd	Detroit Pistons
	Gary Graham	6th	Indiana Pacers
1988	Gerald Paddio	3rd	Boston Celtics
1991	Larry Johnson	1st (No. 1 pick)	Charlotte Hornets
	Stacey Augmon	1st (No. 9 pick)	Atlanta Hawks
	Greg Anthony	1st (No. 12 pick)	New York Knicks
	George Ackles	2nd (No. 29 pick)	Miami Heat
1992	Elmore Spencer	1st (No. 25 pick)	Los Angeles Clippers
1993	J.R. Rider	1st (No. 5 pick)	Minnesota Timberwolves
1998	Keon Clark	1st (No. 13 pick)	Orlando Magic
1999	Shawn Marion	1st (No. 9 pick)	Phoenix Suns
2003	Marcus Banks	1st (No. 13 pick)	Memphis Grizzlies
2013	Anthony Bennett	1st (No. 1 pick)	Cleveland Cavaliers
2015	Rashad Vaughn	1st (No. 17 pick)	Milwaukee Bucks
2016	Patrick McCaw	2nd (No. 38 pick)	Golden State Warriors
	Stephen Zimmerman Jr.	2nd (No. 41 pick)	Orlando Magic



Shawn Marion was the ninth overall pick by the Phoenix Suns in the 1999 NBA Draft in Washington, D.C. He played for five NBA franchises and became the first former Runnin' Rebel player since 1972 to win a NBA Championship as his Dallas Mavericks won the title in 2011. Former long-time Runnin' Rebel assistant coach Tim Grgrurich also earned a NBA ring that year as he was a coach with the Mavs.



Three former Runnin' Rebels were all members of the NBA's Miami Heat during the 2008-09 season. Left to right: Joel Anthony, Marcus Banks and Shawn Marion. Anthony started for the Heat in the 2011 NBA Finals, who along with Marion (Dallas) made up two of the starting 10 in the league's signature event. Anthony then won a NBA championship of his own in 2012 with Miami. He earned his second ring as the Heat won again in 2013.



HISTORY

# RUNNIN' REBELS IN THE NBA

## RUNNIN' REBELS IN THE NBA


Four former Runnin' Rebels are on active NBA Rosters (as of November 2020), one of which was a NBA Draft selection.

The Runnin' Rebels that are currently active in the NBA are Khem Birch (Orlando Magic), Derrick Jones Jr. (Miami Heat), Patrick McCaw (Toronto Raptors) and Christian Wood (Detroit Pistons). McCaw was a second-round selection in 2016, while Birch, Jones Jr., and Wood all went undrafted.

McCaw has won three NBA titles (two with Golden State and one with Toronto), while Jones Jr. made a NBA Finals appearance in 2020.

Player	Current Team*	Drafted By	Draft Position	Year
Khem Birch	Orlando	NA	Free Agent	2014
Derrick Jones Jr.	Miami	NA	Free Agent	2016
Patrick McCaw	Toronto	Golden State	No. 38 (2nd Rnd)	2016
Christian Wood	Detroit	NA	Free Agent	2015

\* as of November 2020



Shawn Marion played for Team USA in the 2004 Olympic Games and is pictured with the Larry O'Brien NBA Championship Trophy (above) after winning the title in 2011 with Dallas. He is also shown in the 2007 NBA All-Star Game (right) at the Thomas & Mack Center in Las Vegas. Marion was a four-time NBA All-Star.




BIRCH



JONES JR.



MCCAW




WOOD



# RETIRED JERSEYS


## 21 SIDNEY GREEN

Holding the distinction of being the first Runnin' Rebel to be so honored, Sidney Green (1979-83) saw his No. 21 taken out of circulation at a ceremony on Jan. 3, 1994. Green, who went on to play for seven NBA teams, remains the school's second all-time leading scorer and is a member of the 1994 class inducted into the UNLV Athletics Hall of Fame.



## 4 LARRY JOHNSON

Regarded by many as the greatest UNLV basketball player ever, Larry Johnson (1989-91) finally returned home to the Thomas & Mack Center to have his famous No. 4 retired in an emotional ceremony on Dec. 18, 1995. The 1991 John Wooden Award winner went on to become the NBA's 1991-92 Rookie of the Year and is a member of the 2002 class inducted into the UNLV Athletics Hall of Fame.





## 32 STACEY AUGMON

Joining L.J. in having his No. 32 raised to the rafters the same evening in 1995, Stacey Augmon (1987-91) may be best known for helping UNLV to its first NCAA Championship in 1990. Augmon is one of only four Runnin' Rebels to score more than 2,000 career points and dazzled defenses in the NBA for 15 years. Augmon is a member of the 2002 class inducted into the UNLV Athletics Hall of Fame. He was on the UNLV coaching staff from 2011-16, most recently as an associate head coach.

## 25 GLEN GONDREZICK

"Gondo," a 1977 honorable mention All-American, played in a Runnin' Rebel uniform for four years (1973-77) and had his jersey retired on Dec. 27, 1997. He ranks 17th on UNLV's all-time scoring list with 1,311 points. He was a 1977 second round draft pick of the NBA's New York Knicks and was an analyst for Runnin' Rebel broadcasts from 1992-2009. Gondrezick, who passed away in 2009, was inducted into the UNLV Athletics Hall of Fame in 1987.




## 23 REGGIE THEUS

Joining "Gondo" in having his No. 23 raised to the rafters the same evening in 1997, Theus was a 1978 second-team All-American. He played three years (1975-78) and ranks 26th on UNLV's all-time scoring list with 1,177 points. He was a 1978 first round draft pick (ninth overall) of the Chicago Bulls, playing 13 seasons in the NBA and scoring 19,015 career points. Theus was inducted into the UNLV Athletics Hall of Fame in 1989.



HISTORY

# RETIRED JERSEYS



**40**

**RICKY SOBERS**


Becoming the first Runnin' Rebel to be selected in the first round of the NBA Draft (16th pick by Phoenix in 1975), Ricky Sobers had his No. 40 retired during a half-time ceremony on Feb. 21, 2004. Sobers, who played at UNLV from 1973-75, was the first All-American in Runnin' Rebel history. He is also a member of the 1987 class inducted into the UNLV Athletics Hall of Fame.



**50**

**GREG ANTHONY**

Greg Anthony had his jersey retired on Nov. 7, 2006, becoming the seventh to be retired by UNLV. Anthony was a Runnin' Rebel from 1988-91, appeared in two NCAA Final Fours and was a key member of the 1990 national championship team. He tallied 1,301 career points and holds UNLV's career assists record and records for most steals in a season and career. He played in the NBA for 11 seasons and is a member of the 2002 class inducted into the UNLV Athletics Hall of Fame.



**35**

**ARMON GILLIAM "THE HAMMER"**

Armon Gilliam had his jersey retired on Nov. 6, 2007, becoming the eighth to be retired by UNLV. He played at UNLV from 1984-87 and was a key member of UNLV's second NCAA Final Four team in 1987. A second-team All-American selection that year, he is seventh on the all-time UNLV career list in scoring with 1,855 career points. He was selected in the 1987 NBA Draft with the second overall pick by the Phoenix Suns, playing 13 seasons in the NBA. He is also a member of UNLV's Hall of Fame. Gilliam passed away in 2011.



**11**

**EDDIE OWENS**

Eddie Owens, the former Runnin' Rebel All-American and the all-time leading scorer in program history, became the ninth player in UNLV history to have his jersey retired when it was displayed in the Thomas & Mack Center rafters in 2016. Owens, who starred at UNLV from 1973-77 under Hall of Fame coach Jerry Tarkanian, was part of the "Hardway Eight," the 1976-77 Runnin' Rebels that put the program on the national map and advanced to the school's first NCAA Final Four. Owens, a UNLV Hall of Famer (class of 2012), scored 2,221 points during his UNLV career, 148 more points than any other Runnin' Rebel in history -- and did so before the 3-point shot.



RECORDS

# TEAM RECORDS

## POINTS

**Half** 85, vs. Hawaii-Hilo (2-19-76)  
**Game** 164, vs. Hawaii-Hilo (2-19-76)  
**Season** 3612, 1986-87

## FIELD GOALS MADE

**Game** 73, vs. Hawaii-Hilo (2-19-76)  
**Season** 1436, 1975-76

## FIELD GOALS ATTEMPTED

**Game** 122, vs. Hawaii-Hilo (2-19-76)  
**Season** 2899, 1975-76

## FIELD GOAL PERCENTAGE

**Game** .754, vs. Hawaii Pacific (43-of-57) (12-5-83)  
**Season** .535, 1990-91 (1305-of-2441)

## FREE THROWS MADE

**Game** 42, vs. San Diego State (12-11-76)  
**Season** 767, 1989-90

## FREE THROWS ATTEMPTED

**Game** 52, vs. Pittsburg State (11-14-09)  
**Season** 1097, 1989-90

## FREE THROW PERCENTAGE

**Game** .962, vs. UC Irvine (25-of-26) (2-4-88)  
**Season** .769, 1976-77 (610-of-793)

## 3-POINT FIELD GOALS MADE

**Game** 21, vs. UNR (12-8-90)  
**Season** 309, 1986-87

## 3-POINT FIELD GOALS ATTEMPTED

**Game** 46, vs. UNR (12-8-90)  
**Season** 802, 2006-07

## 3-POINT FIELD GOAL PERCENTAGE

(Min. 10 Att.)  
**Game** .833, vs. William & Mary (10-of-12) (2-11-95)  
**Season** .413, 1990-91 (282-of-682)

## REBOUNDS

**Game** 86, vs. Hawaii (12-19-67)  
**Season** 1695, 1975-76

## ASSISTS

**Game** 41, vs. Wagner College (12-28-82)  
**Season** 863, 1990-91

## STEALS

**Game** 26, vs. Hawaii-Hilo (2-19-76)  
**Season** 399, 1990-91

## BLOCKED SHOTS

**Game** 19, vs. TCU (2-7-07)  
**Season** 266, 1990-91

## GAME

**Largest Win Margin:** 73, vs. Hawaii-Loa (12-5-88)  
**Largest Loss Margin:** 57, vs. Houston (1-20-71)  
**Fewest Points:** 39, vs. New Mexico (3-1-06)  
 39, vs. Virginia (1-3-94)  
**Fewest Points, Half:** 13, vs. Cal Western (12-28-63)  
**Most Points Allowed:** 140, vs. Utah State (1-2-85)  
**Most Points Allowed, Half:** 70, vs. Santa Clara (1-8-70)  
**Fewest Points Allowed:** 29, vs. Long Beach State (3-8-91)  
**Fewest Points Allowed, Half:** 8, vs. Long Beach State (1st Half, 3-8-91)

## SEASON


**Games:** 40, 1989-90  
**Wins:** 37, 1986-87  
**Losses:** 21, 2016-17  
**Consecutive Wins:** 45, 1989-91  
**Consecutive Losses:** 9, 1958-59, 2016-17  
**Winning Percentage:** .971, 1990-91 (34-1)

**Home Winning Streak:** 72, 1974-78

**Away Winning Streak:** 32, 1990-91  
**Home Losing Streak:** 5, 1958-59  
**Away Losing Streak:** 9, 1995-96  
**Scoring Average:** 110.5, 1975-76  
**Scoring Margin, Overall:** 26.7, 1990-91  
**Scoring Margin, Home Games:** 31.8, 1990-91  
**Scoring Margin, Away Games:** 23.8, 1990-91  
**100-Point Games:** 23, 1975-76; 1976-77

## ATTENDANCE

**Home Game:** 20,321, vs. Navy (12-29-86)  
**Away Game:** 64,949, vs. Indiana (3-28-87)  
**Home Season:** 303,597, 1989-90 (17 games)  
**Home Average:** 18,658, 1990-91  
**Overall Season:** 592,429, 1986-87 (39 games)  
**Overall Average:** 15,538, 1990-91  
**Sellouts, Overall:** 26, 1976-77 (32 games)  
**Sellouts, Home:** 10, 1986-87 (16 games)




Eddie Owens is UNLV's all-time leading scorer with 2,221 points.



Greg Anthony recorded the most assists in a career (838) and most steals in a career (275) and season (106) in UNLV history.



# INDIVIDUAL RECORDS



*Elburt Miller scored 55 points against Portland in 1967, the most ever by a Runnin' Rebel in a single game.*



*Larry Johnson holds the UNLV record for most rebounds in a season with 457 during 1989-90.*



*Joel Anthony's 13 blocks against TCU in 2006-07 is the UNLV record for most blocks in a game.*

### GAMES PLAYED

**Season** 40, Larry Johnson (1989-90)  
**Career** 145, Stacey Augmon (1987-91)

### GAMES STARTED

**Season** 40, Larry Johnson (1989-90)  
**Career** 137, Stacey Augmon (1987-91)

### POINTS

**Game** 55, Elburt Miller vs. Portland (2-12-67)  
**Season** 903, Armon Gilliam (1986-87)  
**Career** 2221, Eddie Owens (1973-77)

### SCORING AVERAGE

**Season** 31.9, Elburt Miller (1966-67)  
**Career** 29.1, Elburt Miller (1966-68)

### FIELD GOALS MADE

**Game** 25, Elburt Miller vs. Portland (2-12-67)  
**Season** 359, Armon Gilliam (1986-87)  
**Career** 913, Eddie Owens (1973-77)

### FIELD GOALS ATTEMPTED

**Game** 35, Tony Smith vs. Idaho State (2-10-79)  
**Season** 676, Elburt Miller (1966-67)  
**Career** 1767, Eddie Owens (1973-77)

### FIELD GOAL PERCENTAGE

**Game** .933, Tony Lane (14-of-15) vs. San José State (2-1-96)  
**Season** .662, Larry Johnson (308-of-465) (1990-91)  
**Career** .643, Larry Johnson (612-of-952) (1989-91)

### FREE THROWS MADE

**Game** 22, Elburt Miller (1966)  
**Season** 280, Elburt Miller (1966-67)  
**Career** 507, Kaspars Kambala (1997-01)

### FREE THROWS ATTEMPTED

**Game** 24, Bob Florence vs. Houston (1-24-73)  
**Season** 397, Elburt Miller (1966-67)  
**Career** 719, Kaspars Kambala (1997-01)

### FREE THROW PERCENTAGE

**Game** 1.000, Larry Johnson (12-of-12) vs. No. Carolina State (2-3-90)  
**Season** .925, Robert Smith (98-of-106) (1976-77)  
**Career** .878, Robert Smith (216-of-246) (1974-77)

### CONSECUTIVE FREE THROWS MADE

**Game** 18, Ricky Morgan vs. Wyoming (3-10-05)  
 Kaspars Kambala vs. Louisville (11-21-00)  
**Season** 31, Jordan Johnson (1-10-18 through 1-31-18)

### 3-POINT FIELD GOALS MADE

**Game** 10, Freddie Banks vs. Indiana (3-28-87)  
**Season** 152, Freddie Banks (1986-87)  
**Career** 283, Anderson Hunt (1988-91)

### 3-POINT FIELD GOALS ATTEMPTED

**Game** 19, Gerald Paddio vs. Iowa (3-20-88)  
 Freddie Banks vs. Indiana (3-28-87)  
**Season** 358, Freddie Banks (1986-87)  
**Career** 739, Anderson Hunt (1988-91)

### 3-POINT FIELD GOAL PERCENTAGE

**Game** 1.000, Kris Clyburn (6-of-6) at Colorado State (3/9/19)  
 Jerome Seagears (5-of-5) vs. Air Force (1-16-16)  
 Jermaine Lewis (5-of-5) vs. New Mexico (1-22-01)  
 Stacey Augmon (5-of-5) vs. UC Irvine (2-4-89)  
 Freddie Banks (5-of-5) vs. Cal State Fullerton (2-17-86)  
**Season** .523, H Waldman (23-of-44) (1991-92)  
**Career** .449, Travis Bice (83-of-185) (1987-91)

### REBOUNDS

**Game** 26, Jimmie Baker vs. San Francisco (2-23-73)  
**Season** 457, Larry Johnson (1989-90)  
**Career** 1276, Sidney Green (1979-83)

### REBOUND AVERAGE

**Season** 15.1, Jimmie Baker (1973-74)  
**Career** 12.8, Jimmie Baker (1972-74)

### ASSISTS

**Game** 21, Mark Wade vs. Navy (12-29-86)  
**Season** 406, Mark Wade (1986-87)  
**Career** 838, Greg Anthony (1988-91)

### ASSIST AVERAGE

**Season** 10.7, Mark Wade (1986-87)  
**Career** 9.1, Mark Wade (1985-87)

### STEALS

**Game** 8, Wink Adams vs. Colorado State (1-18-06)  
 Marcus Banks vs. Colorado State (2-3-03)  
 Marcus Banks vs. IPFW (1-2-03)  
 Trevor Diggs vs. Eastern Kentucky (12-28-99)  
**Season** 106, Greg Anthony (1989-90)  
**Career** 275, Stacey Augmon (1987-91)  
 275, Greg Anthony (1988-91)


### BLOCKED SHOTS

**Game** 13, Joel Anthony vs. TCU (2-7-07)  
**Season** 124, Khem Birch (2013-14)  
**Career** 194, Dalron Johnson (1999-03)



RECORDS

# SCORING LEADERS




**EDDIE OWENS**

## UNLV 2,000-POINT SCORERS

1. EDDIE OWENS							
Year	G	FG-FGA	Pct.	FT-FTA	Pct.	Pts.	Avg.
1973-74	26	111-222	.500	41-54	.759	263	10.1
1974-75	29	211-427	.494	112-148	.757	534	18.4
1975-76	31	307-502	.537	111-138	.804	725	23.4
1976-77	32	284-546	.520	131-158	.793	699	21.8
<b>Totals</b>	<b>118</b>	<b>913-1767</b>	<b>.517</b>	<b>395-498</b>	<b>.793</b>	<b>2221</b>	<b>18.8</b>

2. SIDNEY GREEN							
Year	G	FG-FGA	Pct.	FT-FTA	Pct.	Pts.	Avg.
1979-80	32	201-388	.518	96-132	.727	498	15.6
1980-81	26	153-297	.515	85-120	.708	391	15.0
1981-82	30	200-374	.535	100-130	.769	500	16.7
1982-83	31	269-491	.548	142-203	.700	684	22.1
<b>Totals</b>	<b>119</b>	<b>823-550</b>	<b>.531</b>	<b>423-585</b>	<b>.723</b>	<b>2073</b>	<b>17.4</b>



**SIDNEY GREEN**

3. STACEY AUGMON							
Year	G	FG-FGA	Pct.	FT-FTA	Pct.	Pts.	Avg.
1987-88	34	117-204	.574	75-116	.647	311	9.2
1988-89	37	210-405	.519	106-160	.663	567	15.3
1989-90	39	210-380	.553	118-176	.671	554	14.2
1990-91	35	220-375	.587	101-139	.727	579	16.5
<b>Totals</b>	<b>145</b>	<b>757-1364</b>	<b>.555</b>	<b>400-591</b>	<b>.677</b>	<b>2011</b>	<b>13.9</b>




**STACEY AUGMON**

4. FREDDIE BANKS							
Year	G	FG-FGA	Pct.	FT-FTA	Pct.	Pts.	Avg.
1983-84	35	56-130	.430	61-71	.859	173	4.9
1984-85	32	151-322	.469	72-94	.766	404	12.6
1985-86	38	241-559	.431	141-171	.825	670	17.6
1986-87	39	258-590	.437	92-117	.786	760	19.5
<b>Totals</b>	<b>144</b>	<b>706-1601</b>	<b>.441</b>	<b>366-453</b>	<b>.808</b>	<b>2007</b>	<b>13.9</b>

## UNLV 1,000-POINT SCORERS

5. SILAS STEPP							
Year	G	FG-FGA	Pct.	FT-FTA	Pct.	Pts.	Avg.
1962-63	25	158-NA	NA	131-190	.689	447	17.9
1963-64	26	173-409	.422	104-148	.703	450	17.3
1964-65	29	198-410	.483	115-166	.693	511	17.6
1965-66	26	194-467	.415	147-194	.758	534	20.4
<b>Totals</b>	<b>106</b>	<b>723-NA</b>	<b>NA</b>	<b>497-698</b>	<b>.712</b>	<b>1942</b>	<b>18.3</b>



**FREDDIE BANKS**

6. WINK ADAMS							
Year	G	FG-FGA	Pct.	FT-FTA	Pct.	Pts.	Avg.
2005-06	30	122-300	.407	47-65	.723	327	10.9
2006-07	37	165-430	.384	117-155	.755	514	13.9
2007-08	35	187-443	.422	151-178	.848	591	16.9
2008-09	31	146-389	.375	112-165	.679	443	14.3
<b>Totals</b>	<b>133</b>	<b>620-1562</b>	<b>.397</b>	<b>427-563</b>	<b>.758</b>	<b>1875</b>	<b>14.1</b>



**SILAS STEPP**

7. ARMON GILLIAM							
Year	G	FG-FGA	Pct.	FT-FTA	Pct.	Pts.	Avg.
1984-85	31	136-219	.621	98-150	.653	370	11.9
1985-86	37	221-418	.528	146-190	.768	582	15.7
1986-87	39	359-598	.600	185-254	.728	903	23.2
<b>Totals</b>	<b>107</b>	<b>716-1235</b>	<b>.580</b>	<b>429-594</b>	<b>.722</b>	<b>1855</b>	<b>17.3</b>



**WINK ADAMS**

8. LARRY ANDERSON							
Year	G	FG-FGA	Pct.	FT-FTA	Pct.	Pts.	Avg.
1979-80	32	171-347	.493	23-40	.575	365	11.4
1980-81	27	187-384	.487	44-53	.831	418	15.5
1981-82	30	238-477	.499	39-46	.846	515	17.2
1982-83	31	225-508	.443	50-73	.685	520	16.8
<b>Totals</b>	<b>120</b>	<b>821-1716</b>	<b>.478</b>	<b>156-212</b>	<b>.736</b>	<b>1818</b>	<b>15.2</b>



**DALRON JOHNSON**

9. DALRON JOHNSON							
Year	G	FG-FGA	Pct.	FT-FTA	Pct.	Pts.	Avg.
1999-00	31	145-276	.525	38-51	.745	343	11.1
2000-01	27	136-293	.464	45-60	.750	331	12.3
2001-02	32	215-461	.466	109-127	.858	558	17.4
2002-03	32	171-374	.457	122-140	.871	496	15.5
<b>Totals</b>	<b>122</b>	<b>667-1404</b>	<b>.475</b>	<b>314-378</b>	<b>.831</b>	<b>1728</b>	<b>14.2</b>

10. KASPARS KAMBALA							
Year	G	FG-FGA	Pct.	FT-FTA	Pct.	Pts.	Avg.
1997-98	32	114-219	.521	142-197	.721	370	11.6
1998-99	22	109-169	.645	63-99	.636	281	12.8
1999-00	31	212-402	.527	151-216	.699	575	18.5
2000-01	28	161-297	.542	151-207	.729	473	16.9
<b>Totals</b>	<b>113</b>	<b>596-1087</b>	<b>.548</b>	<b>507-719</b>	<b>.705</b>	<b>1699</b>	<b>15.0</b>

11. BOB FLORENCE							
Year	G	FG-FGA	Pct.	FT-FTA	Pct.	Pts.	Avg.
1971-72	26	209-358	.584	156-221	.706	574	22.1
1972-73	27	257-468	.549	151-203	.744	665	24.6
1973-74	24	155-276	.562	125-164	.762	435	18.1
<b>Totals</b>	<b>77</b>	<b>621-1102</b>	<b>.564</b>	<b>432-588</b>	<b>.735</b>	<b>1674</b>	<b>21.7</b>

12. ELBURT MILLER							
Year	G	FG-FGA	Pct.	FT-FTA	Pct.	Pts.	Avg.
1966-67	28	307-676	.454	280-397	.705	894	31.9
1967-68	29	277-560	.494	220-321	.685	774	26.7
<b>Totals</b>	<b>57</b>	<b>584-1236</b>	<b>.472</b>	<b>500-718</b>	<b>.696</b>	<b>1668</b>	<b>29.3</b>

13. ANDERSON HUNT							
Year	G	FG-FGA	Pct.	FT-FTA	Pct.	Pts.	Avg.
1988-89	37	158-396	.399	48-70	.686	443	12.0
1989-90	39	230-478	.481	61-92	.663	620	15.9
1990-91	33	218-455	.479	28-42	.667	569	17.2
<b>Totals</b>	<b>109</b>	<b>606-1329</b>	<b>.456</b>	<b>137-204</b>	<b>.672</b>	<b>1632</b>	<b>15.0</b>

14. LARRY JOHNSON							
Year	G	FG-FGA	Pct.	FT-FTA	Pct.	Pts.	Avg.
1989-90	40	304-487	.624	201-262	.767	822	20.6
1990-91	35	308-465	.662	162-198	.818	795	22.7
<b>Totals</b>	<b>75</b>	<b>612-952</b>	<b>.643</b>	<b>363-460</b>	<b>.789</b>	<b>1617</b>	<b>21.6</b>

15. J.R. RIDER							
Year	G	FG-FGA	Pct.	FT-FTA	Pct.	Pts.	Avg.
1991-92	27	206-420	.490	65-87	.747	558	20.7
1992-93	28	282-548	.515	195-236	.826	814	29.1
<b>Totals</b>	<b>55</b>	<b>488-968</b>	<b>.504</b>	<b>260-323</b>	<b>.805</b>	<b>1372</b>	<b>24.9</b>

16. TRE'VON WILLIS							
Year	G	FG-FGA	Pct.	FT-FTA	Pct.	Pts.	Avg.
2008-09	32	105-277	.379	123-167	.737	366	11.4
2009-10	33	182-318	.478	163-190	.858	568	17.2
2010-11	29	125-289	.433	90-108	.833	382	13.2
<b>Totals</b>	<b>94</b>	<b>412-947</b>	<b>.435</b>	<b>376-465</b>	<b>.809</b>	<b>1316</b>	<b>14.0</b>

17. GLEN GONDREZICK							
Year	G	FG-FGA	Pct.	FT-FTA	Pct.	Pts.	Avg.
1973-74	23	28-54	.519	13-18	.722	69	3.0
1974-75	29	135-287	.470	71-92	.772	341	11.8
1975-76	31	182-409	.445	70-103	.680	434	14.0
1976-77	32	188-374	.503	91-124	.734	467	14.6
<b>Totals</b>	<b>115</b>	<b>533-1124</b>	<b>.474</b>	<b>245-337</b>	<b>.727</b>	<b>1311</b>	<b>11.4</b>

18. GREG ANTHONY							
Year	G	FG-FGA	Pct.	FT-FTA	Pct.	Pts.	Avg.
1988-89	36	155-350	.443	107-153	.699	464	12.9
1989-90	39	145-317	.457	101-148	.687	431	11.2
1990-91	35	141-309	.456	79-102	.775	406	11.6
<b>Totals</b>	<b>110</b>	<b>441-976</b>	<b>.452</b>	<b>287-403</b>	<b>.712</b>	<b>1301</b>	<b>11.8</b>

19. LEWIS BROWN							
Year	G	FG-FGA	Pct.	FT-FTA	Pct.	Pts.	Avg.
1973-74	23	88-194	.454	14-24	.583	190	8.3
1974-75	28	170-370	.460	27-50	.540	367	13.1
1975-76	31	181-336	.539	53-75	.707	415	13.4
1976-77	31	134-292	.459	49-69	.710	317	10.2
<b>Totals</b>	<b>113</b>	<b>573-1192</b>	<b>.481</b>	<b>143-218</b>	<b>.656</b>	<b>1289</b>	<b>11.4</b>

20. ANTHONY MARSHALL							
Year	G	FG-FGA	Pct.	FT-FTA	Pct.	Pts.	Avg.
2009-10	34	72-162	.444	34-62	.548	179	5.3
2010-11	33	113-240	.471	83-118	.703	321	9.7
2011-12	34	139-317	.438	117-163	.718	415	12.2
2012-13	35	120-254	.472	87-129	.674	365	10.4
<b>Totals</b>	<b>136</b>	<b>444-973</b>	<b>.456</b>	<b>321-472</b>	<b>.680</b>	<b>1280</b>	<b>9.4</b>

21. JACKIE ROBINSON							
Year	G	FG-FGA	Pct				

# SCORING LEADERS

## 26. REGGIE THEUS

Year	G	FG-FGA	Pct.	FT-FTA	Pct.	Pts.	Avg.
1975-76	31	68-168	.417	48-60	.800	184	5.9
1976-77	32	178-358	.497	108-132	.818	464	14.5
1977-78	28	181-389	.465	167-207	.807	529	19.0
<b>Totals</b>	<b>91</b>	<b>427-915</b>	<b>.467</b>	<b>323-399</b>	<b>.810</b>	<b>1177</b>	<b>12.9</b>

## 27. GERALD PADDIO

Year	G	FG-FGA	Pct.	FT-FTA	Pct.	Pts.	Avg.
1986-87	39	194-467	.415	37-55	.673	512	13.1
1987-88	34	229-502	.456	83-102	.814	659	19.4
<b>Totals</b>	<b>73</b>	<b>423-969</b>	<b>.437</b>	<b>120-157</b>	<b>.764</b>	<b>1171</b>	<b>16.0</b>

## 28. RICHIE ADAMS

Year	G	FG-FGA	Pct.	FT-FTA	Pct.	Pts.	Avg.
1981-82	29	94-178	.528	32-51	.627	220	7.5
1982-83	-	-	-	-	-	-	-
1983-84	35	182-316	.576	79-113	.699	443	12.7
1984-85	32	200-406	.493	105-137	.766	505	15.8
<b>Totals</b>	<b>96</b>	<b>476-900</b>	<b>.529</b>	<b>216-301</b>	<b>.718</b>	<b>1168</b>	<b>12.2</b>

## 29. MARCUS BANKS

Year	G	FG-FGA	Pct.	FT-FTA	Pct.	Pts.	Avg.
2001-02	31	158-336	.470	150-213	.704	490	15.8
2002-03	32	223-434	.514	162-214	.757	649	20.3
<b>Totals</b>	<b>63</b>	<b>381-770</b>	<b>.495</b>	<b>312-427</b>	<b>.731</b>	<b>1139</b>	<b>18.1</b>

## T30. MICHAEL BURNS

Year	G	FG-FGA	Pct.	FT-FTA	Pct.	Pts.	Avg.
1978-79	29	109-196	.556	76-118	.644	294	10.1
1979-80	32	164-326	.503	127-184	.690	455	14.2
1980-81	27	93-220	.423	110-155	.710	296	10.9
1981-82	7	28-52	.538	21-32	.656	77	11.0
<b>Totals</b>	<b>95</b>	<b>394-794</b>	<b>.496</b>	<b>334-489</b>	<b>.683</b>	<b>1122</b>	<b>11.8</b>

## T30. BERNIE FUMAGALLI

Year	G	FG-FGA	Pct.	FT-FTA	Pct.	Pts.	Avg.
1958-59	17	123-NA	NA	54-86	.628	300	17.6
1959-60	21	169-NA	NA	85-113	.752	423	20.1
1960-61	23	155-NA	NA	89-138	.645	399	17.3
<b>Totals</b>	<b>61</b>	<b>447-NA</b>	<b>NA</b>	<b>228-337</b>	<b>.677</b>	<b>1122</b>	<b>18.4</b>

## 32. REGGIE MANUEL

Year	G	FG-FGA	Pct.	FT-FTA	Pct.	Pts.	Avg.
1991-92	28	40-79	.506	34-42	.810	131	4.7
1992-93	23	63-138	.457	48-66	.727	196	8.5
1993-94	26	142-337	.421	97-122	.795	446	17.2
1994-95	26	112-280	.400	70-93	.753	345	13.3
<b>Totals</b>	<b>103</b>	<b>357-834</b>	<b>.428</b>	<b>249-323</b>	<b>.771</b>	<b>1118</b>	<b>10.9</b>

## 33. ANTHONY JONES

Year	G	FG-FGA	Pct.	FT-FTA	Pct.	Pts.	Avg.
1984-85	31	182-364	.500	40-67	.597	414	13.8
1985-86	38	277-543	.510	89-118	.754	684	18.0
<b>Totals</b>	<b>69</b>	<b>459-907</b>	<b>.506</b>	<b>129-185</b>	<b>.697</b>	<b>1098</b>	<b>15.9</b>

## 34. SUNSHINE SMITH

Year	G	FG-FGA	Pct.	FT-FTA	Pct.	Pts.	Avg.
1993-94	27	75-223	.336	57-75	.760	231	8.6
1994-95	27	54-123	.439	31-50	.620	148	5.5
1995-96	26	123-302	.407	46-56	.821	342	13.2
1996-97	31	125-313	.399	77-98	.786	372	12.0
<b>Totals</b>	<b>111</b>	<b>377-961</b>	<b>.392</b>	<b>211-279</b>	<b>.756</b>	<b>1093</b>	<b>9.8</b>

## 35. ODARTEY BLANKSON

Year	G	FG-FGA	Pct.	FT-FTA	Pct.	Pts.	Avg.
2003-04	31	189-360	.525	140-177	.791	546	17.6
2004-05	31	193-411	.470	132-161	.820	541	17.5
<b>Totals</b>	<b>62</b>	<b>382-771</b>	<b>.495</b>	<b>272-338</b>	<b>.805</b>	<b>1087</b>	<b>17.5</b>

## 36. DAVID BUTLER

Year	G	FG-FGA	Pct.	FT-FTA	Pct.	Pts.	Avg.
1988-89	36	213-410	.520	127-209	.608	553	15.4
1989-90	33	181-372	.487	158-217	.728	520	15.8
<b>Totals</b>	<b>69</b>	<b>394-782</b>	<b>.504</b>	<b>285-426</b>	<b>.669</b>	<b>1073</b>	<b>15.6</b>

## 37. TYRONE NESBY

Year	G	FG-FGA	Pct.	FT-FTA	Pct.	Pts.	Avg.
1996-97	32	190-482	.394	108-150	.720	529	16.5
1997-98	33	187-486	.385	95-134	.709	521	15.8
<b>Totals</b>	<b>65</b>	<b>377-968</b>	<b>.389</b>	<b>203-284</b>	<b>.715</b>	<b>1050</b>	<b>16.2</b>

## 38. AMAURI HARDY

Year	G	FG-FGA	Pct.	FT-FTA	Pct.	Pts.	Avg.
2017-18	33	60-148	.405	24-33	.727	164	5.0
2018-19	31	138-314	.439	85-124	.685	406	13.1
2019-20	32	163-399	.409	76-109	.697	465	14.5
<b>Totals</b>	<b>96</b>	<b>361-861</b>	<b>.419</b>	<b>185-266</b>	<b>.695</b>	<b>1035</b>	<b>10.8</b>

## 39. EVRIC GRAY

Year	G	FG-FGA	Pct.	FT-FTA	Pct.	Pts.	Avg.
1990-91	35	90-181	.467	40-66	.606	238	6.8
1991-92	28	110-237	.464	59-90	.656	311	11.1
1992-93	29	169-332	.509	102-138	.739	470	16.2
<b>Totals</b>	<b>92</b>	<b>369-750</b>	<b>.492</b>	<b>201-294</b>	<b>.684</b>	<b>1019</b>	<b>11.1</b>


## SINGLE-GAME SCORING HIGHS

Player	Date	Opponent	Points
1. Elburt Miller	2-12-67	Portland	55
2. Trevor Diggs	3-3-01	Wyoming	49
3. Elburt Miller	2-18-67	Southern Utah State	45
4. J.R. Rider	2-25-93	UNR	44
5. Bob Florence	1-27-73	Houston	43
Bob Florence	1-13-73	St. Mary's College	43
Booker Washington	2-10-71	St. Mary's College	43
John Q. Trapp	2-3-68	UC Irvine	43
9. Elburt Miller	12-16-67	Cal State Los Angeles	42
Elburt Miller	1-23-67	Hawaii	42
11. Elburt Miller	12-27-66	Idaho State	41
Elburt Miller	12-17-66	Westminster	41
13. J.R. Rider	1-23-93	Georgetown	40
Jimmie Baker	12-11-72	Oral Roberts	40
Elburt Miller	12-28-66	Fresno State	40
16. Reggie Manuel	1-11-94	UC Irvine	39
Eddie Owens	12-17-76	North Dakota State	39
Bob Florence	12-8-73	Colorado	39
Curtis Watson	3-2-69	Albuquerque	39
20. Ike Nwamu	3-9-16	Air Force	38
J.R. Rider	1-28-93	UNR	38
J.R. Rider	1-19-93	Texas A&M	38
Freddie Banks	3-28-87	Indiana	38
Armon Gilliam	3-20-87	Wyoming	38
Booker Washington	1-14-71	Pacific	38
Elburt Miller	2-5-68	Northern Arizona	38
Elburt Miller	1-31-67	Houston	38
Bob Moon	2-20-65	Westmont	38
29. Kaspars Kambala	11-21-00	Louisville	37
J.R. Rider	2-11-93	San José State	37
J.R. Rider	1-14-93	Pacific	37
Richie Adams	1-2-85	Utah State	37
Earl Evans	2-10-79	Idaho State	37
Bob Florence	1-13-72	Pepperdine	37
Elburt Miller	2-12-68	Southern Utah State	37
Elburt Miller	1-13-67	Cal State Fullerton	37
37. Marcus Banks	2-23-02	San Diego State	36
Kebu Stewart	1-27-94	Pacific	36
Freddie Banks	2-1-87	Auburn	36
Armon Gilliam	1-29-87	UC Irvine	36
Jimmie Baker	2-8-73	UNR	36
Elburt Miller	2-13-67	Portland	36
Elburt Miller	1-16-67	Cal Poly Pomona	36
44. Bryce Hamilton	1-18-20	New Mexico	35
Marcus Banks	12-4-02	UNR	35
Lou Kelly	3-7-02	New Mexico	35
J.R. Rider	3-12-93	Utah State	35
Evric Gray	1-7-93	Long Beach State	35
Larry Johnson	1-15-90	Michigan State	35
Armon Gilliam	12-27-86	Old Dominion	35
Earl Evans	1-19-79	Hawaii	35
Eddie Owens	1-30-76	Pepperdine	35
Bob Florence	1-23-73	St. Mary's College	35
Booker Washington	2-12-72	Southern Mississippi	35
Booker Washington	2-3-72	Seattle	35
Booker Washington	1-22-72	Cal State Los Angeles	35
Elburt Miller	1-29-68	Albuquerque	35
Elburt Miller	1-23-68	Southern Utah State	35
Elburt Miller	1-7-68	St. Martin's	35
Elburt Miller	1-14-67	Southern Utah State	35
Silas Stepp	2-16-66	Southern Utah State	35


RECORDS




# SCORING RECORDS




**BOB FLORENCE**




**LARRY JOHNSON**




**J.R. RIDER**




**GERALD PADDIO**



**ANDERSON HUNT**



**ELBURT MILLER**



**MARCUS BANKS**

## SCORING LEADERS

SEASON	Player	Year	Points
1.	Armon Gilliam	1986-87	903
2.	Elburt Miller	1966-67	894
3.	Larry Johnson	1989-90	822
4.	J.R. Rider	1992-93	814
5.	Larry Johnson	1990-91	795
6.	Elburt Miller	1967-68	774
7.	Freddie Banks	1986-87	760
8.	Eddie Owens	1975-76	725
9.	Eddie Owens	1976-77	699
10.	Anthony Jones	1985-86	684
	Sidney Green	1982-83	684

## SCORING AVERAGE

SEASON	Player	Year	Avg.
1.	Elburt Miller	1966-67	31.9
2.	J.R. Rider	1992-93	29.1
3.	Elburt Miller	1967-68	26.7
4.	Bob Florence	1972-73	24.6
5.	Eddie Owens	1975-76	23.4
6.	Armon Gilliam	1986-87	23.2
7.	Larry Johnson	1990-91	22.7
8.	Jimmie Baker	1972-73	22.3
9.	Sidney Green	1982-83	22.1
	Bobby Florence	1971-72	22.1

CAREER	Player	Years	Avg.
1.	Elburt Miller	1966-68	29.3
2.	J.R. Rider	1991-93	24.9
3.	Bob Florence	1971-74	21.7
4.	Larry Johnson	1989-91	21.6
5.	Eddie Owens	1973-77	18.8
6.	Jimmie Baker	1972-74	18.4
7.	Silas Stepp	1962-66	18.3
	Bernie Fumagalli	1958-61	18.3
9.	Marcus Banks	2001-03	18.1
10.	Odis Allison	1969-71	17.8

## SEASONAL

Year	Player	Points	Avg.
1958-59	Bernie Fumagalli	300	17.6
1959-60	Bernie Fumagalli	423	20.1
1960-61	Bernie Fumagalli	399	17.3
1961-62	Tim Leonard	436	18.2
1962-63	Silas Stepp	447	17.9
1963-64	Silas Stepp	450	17.3
1964-65	Silas Stepp	511	17.6
1965-66	Silas Stepp	535	20.4
1966-67	Elburt Miller	894	31.9
1967-68	Elburt Miller	774	26.7
1968-69	Curtis Watson	589	21.0
1969-70	Odis Allison	495	19.0
1970-71	Booker Washington	533	20.4
1971-72	Bob Florence	574	22.1
1972-73	Bob Florence	665	24.6
1973-74	Bob Florence	435	18.1
1974-75	Eddie Owens	534	18.4
1975-76	Eddie Owens	725	23.4
1976-77	Eddie Owens	699	21.8
1977-78	Reggie Theus	529	19.0
1978-79	Earl Evans	519	17.9
1979-80	Sidney Green	498	15.6
1980-81	Larry Anderson	418	15.5
1981-82	Larry Anderson	515	17.2
1982-83	Sidney Green	684	22.1
1983-84	Richie Adams	443	12.7
1984-85	Richie Adams	505	15.8
1985-86	Anthony Jones	684	18.0
1986-87	Armon Gilliam	903	23.2
1987-88	Gerald Paddio	659	19.4
1988-89	David Butler	553	15.4
1989-90	Larry Johnson	822	20.6
1990-91	Larry Johnson	795	22.7
1991-92	J.R. Rider	558	20.7
1992-93	J.R. Rider	814	29.1
1993-94	Reggie Manuel	446	17.2
1994-95	Patrick Savoy	411	14.7
1995-96	Clayton Johnson	433	16.7
1996-97	Tyrone Nesby	529	16.5
1997-98	Tyrone Nesby	521	15.8
1998-99	Shawn Marion	543	18.7
1999-00	Kaspars Kambala	575	18.5
2000-01	Kaspars Kambala	473	16.9
2001-02	Dalron Johnson	558	17.4
2002-03	Marcus Banks	649	20.3
2003-04	Odartey Blankson	546	17.6
2004-05	Odartey Blankson	541	17.5
2005-06	Louis Amundson	414	14.3
2006-07	Wink Adams	514	13.9
2007-08	Wink Adams	591	16.9
2008-09	Wink Adams	443	14.3
2009-10	Tre'Von Willis	568	17.2
2010-11	Chace Stanback	428	13.0
2011-12	Mike Moser	490	14.0
2012-13	Anthony Bennett	564	16.1
2013-14	Bryce Dejean-Jones	422	13.6
2014-15	Rashad Vaughn	410	17.8
2015-16	Patrick McCaw	486	14.7
2016-17	Jovan Mooring	403	12.6
2017-18	Brandon McCoy	559	16.9
2018-19	Kris Clyburn	437	14.1
2019-20	Bryce Hamilton	513	16.0



*Armon Gilliam is the only player in Runnin' Rebel history to score more than 900 points in a season.*



HISTORY

# FG, FT RECORDS

## FIELD GOALS MADE

### SEASON

Player	Year	FG
1. Armon Gilliam	1986-87	359
2. Larry Johnson	1990-91	308
3. Eddie Owens	1975-76	307
Elburt Miller	1966-67	307
5. Larry Johnson	1989-90	304
6. Eddie Owens	1976-77	284
7. J.R. Rider	1992-93	282
8. Anthony Jones	1985-86	277
Elburt Miller	1967-68	277
10. Sidney Green	1982-83	269

### CAREER

Player	Years	FG
1. Eddie Owens	1973-77	913
2. Sidney Green	1979-83	823
3. Larry Anderson	1979-83	821
4. Stacey Augmon	1987-91	757
5. Silas Stepp	1962-66	723
6. Armon Gilliam	1984-87	716
7. Freddie Banks	1983-87	706
8. Dalron Johnson	1999-03	667
9. Bob Florence	1971-74	621
10. Wink Adams	2005-09	620

## FIELD GOAL PERCENTAGE

### SEASON (Min. 169 Attempts)

Player	Year	Pct.	FG	FGA
1. Larry Johnson	1990-91	.662	308	465
2. Jarvis Basnight	1986-87	.652	133	204
3. Jarvis Basnight	1987-88	.648	184	284
4. Kaspars Kambala	1998-99	.645	109	169
5. Shakur Juiston	2017-18	.639	218	341
6. Elmore Spencer	1991-92	.637	174	273
7. Michael Johnson	1980-81	.636	152	239
8. Larry Johnson	1989-90	.624	304	487
9. Armon Gilliam	1984-85	.621	136	219
10. Ed Catchings	1983-84	.605	170	281

### CAREER (Min. 375 Attempts)

Player	Years	Pct.	FG	FGA
1. Larry Johnson	1989-91	.643	612	952
2. Jarvis Basnight	1985-88	.608	365	600
3. Shakur Juiston	2017-19	.602	253	420
4. Elmore Spencer	1990-92	.595	256	430
5. Armon Gilliam	1984-87	.580	716	1235
6. Michael Johnson	1979-82	.579	371	640
7. J.K. Edwards	2002-04	.572	231	404
8. Bob Florence	1971-74	.564	621	1102
9. Chris Richardson	1998-02	.560	210	375
10. Stacey Augmon	1987-91	.555	757	1364

## FREE THROWS MADE

### SEASON

Player	Year	FT
1. Elburt Miller	1966-67	280
2. Elburt Miller	1967-68	220
3. Larry Johnson	1989-90	201
4. J.R. Rider	1992-93	195
5. Armon Gilliam	1986-87	185
6. Odis Allison	1969-70	175
7. Reggie Theus	1977-78	167
8. Tre'Von Willis	2009-10	163
9. Marcus Banks	2002-03	162
Larry Johnson	1990-91	162

### CAREER

Player	Years	FT
1. Kaspars Kambala	1997-01	507
2. Elburt Miller	1966-68	500
3. Silas Stepp	1962-66	497
4. Bob Florence	1971-74	432
5. Armon Gilliam	1984-87	429
6. Wink Adams	2005-09	427
7. Sidney Green	1979-83	423
8. Stacey Augmon	1987-91	400
9. Eddie Owens	1973-77	395
10. Tre'Von Willis	2008-11	376


## FREE THROW PERCENTAGE

### SEASON (Min. 69 Attempts)

Player	Year	Pct.	FT	FTA
1. Robert Smith	1976-77	.925	98	106
2. Tony Smith	1977-78	.884	61	69
3. Dalron Johnson	2002-03	.871	122	140
4. Robert Smith	1975-76	.865	64	74
5. Freddie Banks	1983-84	.859	61	71
6. Dalron Johnson	2001-02	.858	109	127
Tre'Von Willis	2009-10	.858	163	190
8. Wink Adams	2007-08	.848	151	178
9. Jordan Johnson	2017-18	.841	153	182
10. Damian Smith	1994-95	.840	68	81

### CAREER (Min. 150 Attempts)


Player	Years	Pct.	FT	FTA
1. Robert Smith	1974-77	.878	216	246
2. Jordan Johnson	2017-18	.841	153	182
3. Dalron Johnson	1999-03	.831	314	378
4. Joe Darger	2005-09	.811	146	180
5. Reggie Theus	1975-78	.810	323	399
6. Tre'Von Willis	2008-11	.809	376	465
Ricky Sobers	1973-75	.809	157	194
8. Chace Stanback	2009-12	.808	160	198
Freddie Banks	1983-87	.808	366	453
10. Odartey Blankson	2003-05	.805	272	338
Lou Kelly	1999-02	.805	153	190
J.R. Rider	1991-93	.805	260	323




ARMON GILLIAM




REGGIE THEUS



KASPARS KAMBALA



ROBERT SMITH



GLEN GONDREZICK




KEVIN KRUGER




JOE DARGER




# REBOUND, ASSIST RECORDS



**JACKIE ROBINSON**




**LEWIS BROWN**



**MARK WADE**



**DANNY TARKANIAN**



**LARRY ANDERSON**



**WENDELL WHITE**



**MIKE MOSER**

## REBOUND LEADERS

SEASON	Player	Year	Rebounds
1.	Larry Johnson	1989-90	457
2.	Jimmie Baker	1972-73	424
3.	Larry Johnson	1990-91	380
4.	Mike Moser	2011-12	369
5.	Sidney Green	1982-83	368
6.	Armon Gilliam	1986-87	363
7.	Sidney Green	1979-80	354
8.	Glen Gondrezick	1976-77	347
9.	Brandon McCoy	2017-18	341
10.	Khem Birch	2013-14	337
	Roscoe Smith	2013-14	337

CAREER	Player	Years	Rebounds
1.	Sidney Green	1979-83	1276
2.	Lewis Brown	1973-77	1019
3.	Stacey Augmon	1987-91	1005
4.	Kaspars Kambala	1997-01	921
5.	Silas Stepp	1962-66	895
6.	Armon Gilliam	1984-87	890
7.	Dalron Johnson	1999-03	841
8.	Larry Johnson	1989-91	837
9.	Glen Gondrezick	1973-77	831
10.	Jackie Robinson	1973-78	669

## SEASONAL LEADERS

Year	Player	Rebounds	Avg.
1958-59	Jim Jansen	N/A	N/A
1959-60	George Namovich	N/A	N/A
1960-61	Tim Leonard	284	12.3
1961-62	Tim Leonard	N/A	N/A
1962-63	Gary Tapper	353	14.1
1963-64	Silas Stepp	276	10.6
1964-65	Silas Stepp	315	10.9
1965-66	Silas Stepp	304	11.7
1966-67	Vic Morton	255	9.8
1967-68	John Q. Trapp	331	11.4
1968-69	Cliff Findlay	317	11.3
1969-70	Cliff Findlay	282	10.8
1970-71	Toby Houston	274	10.5
1971-72	Jerry Baskerville	282	11.3
1972-73	Jimmie Baker	424	15.1
1973-74	Jimmie Baker	231	10.0
1974-75	Lewis Brown	328	11.7
1975-76	Jackie Robinson	275	8.9
1976-77	Glen Gondrezick	347	10.8
1977-78	Earl Evans	264	10.2
1978-79	Earl Evans	294	10.1
1979-80	Sidney Green	354	11.1
1980-81	Sidney Green	284	10.9
1981-82	Sidney Green	270	9.0
1982-83	Sidney Green	368	11.9
1983-84	Richie Adams	235	6.7
1984-85	Richie Adams	253	7.9
1985-86	Armon Gilliam	315	8.5
1986-87	Armon Gilliam	363	9.3
1987-88	Jarvis Basnight	227	6.9
1988-89	Stacey Augmon	274	7.4
1989-90	Larry Johnson	457	11.4
1990-91	Larry Johnson	380	10.9
1991-92	Elmore Spencer	228	8.1
1992-93	J.R. Rider	250	8.9
1993-94	Kebu Stewart	256	11.6
1994-95	Kebu Stewart	209	10.0
1995-96	Warren Rosegreen	247	9.5
1996-97	Keon Clark	289	10.0
1997-98	Kaspars Kambala	236	7.4
1998-99	Shawn Marion	269	9.3
1999-00	Kaspars Kambala	289	9.3
2000-01	Kaspars Kambala	254	9.1
2001-02	Dalron Johnson	224	7.0
2002-03	J.K. Edwards	200	6.3
	Dalron Johnson	200	6.3
2003-04	Odartey Blankson	315	10.2
2004-05	Odartey Blankson	252	8.1
2005-06	Louis Amundson	249	8.6
2006-07	Wendell White	214	6.1
2007-08	René Rougeau	218	6.2
2008-09	René Rougeau	215	6.7
2009-10	Chace Stanback	198	5.8
2010-11	Chace Stanback	195	5.9

2011-12	Mike Moser	369	10.5
2012-13	Anthony Bennett	285	8.1
2013-14	Roscoe Smith	337	10.9
2014-15	Christian Wood	329	10.0
2015-16	Stephen Zimmerman Jr.	227	8.7
2016-17	Kris Clyburn	170	5.3
2017-18	Brandon McCoy	341	10.3
2018-19	Cheikh Mbacke Diong	183	6.8
2019-20	Cheikh Mbacke Diong	252	7.9

## ASSIST LEADERS

SEASON	Player	Year	Assists
1.	Mark Wade	1986-87	406
2.	Greg Anthony	1990-91	310
3.	Greg Anthony	1989-90	289
	Danny Tarkanian	1983-84	289
5.	Danny Tarkanian	1982-83	286
6.	Mark Wade	1985-86	283
7.	Mark Dickel	1999-00	280
8.	Danny Tarkanian	1981-82	262
9.	Dedan Thomas	1992-93	248
10.	Greg Anthony	1988-89	239

CAREER	Player	Years	Assists
1.	Greg Anthony	1988-91	838
2.	Danny Tarkanian	1981-84	837
3.	Mark Dickel	1996-00	776
4.	Mark Wade	1985-87	689
5.	Oscar Bellfield	2008-12	582
6.	Dedan Thomas	1991-94	549
7.	Anthony Marshall	2009-13	514
8.	Freddie Banks	1983-87	497
9.	Robert Smith	1974-77	445
10.	Stacey Augmon	1987-91	433

## SEASONAL LEADERS

Year	Player	Assists
1973-74	Ricky Sobers	103
1974-75	Ricky Sobers	166
1975-76	Robert Smith	157
1976-77	Robert Smith	195
1977-78	Reggie Theus	126
1978-79	Flintie Ray Williams	193
1979-80	Flintie Ray Williams	184
1980-81	Michael Burns	168
1981-82	Danny Tarkanian	262
1982-83	Danny Tarkanian	286
1983-84	Danny Tarkanian	289
1984-85	Freddie Banks	186
1985-86	Mark Wade	283
1986-87	Mark Wade	406
1987-88	Karl James	122
1988-89	Greg Anthony	239
1989-90	Greg Anthony	289
1990-91	Greg Anthony	310
1991-92	Dedan Thomas	96
1992-93	Dedan Thomas	248
1993-94	Dedan Thomas	205
1994-95	Jermaine Smith	100
1995-96	Kevin James	79
1996-97	Mark Dickel	123
	Kevin James	123
1997-98	Mark Dickel	183
1998-99	Mark Dickel	190
1999-00	Mark Dickel*	280
2000-01	Trevor Diggs	94
2001-02	Marcus Banks	94
2002-03	Marcus Banks	175
2003-04	Jerel Blassingame	205
2004-05	Jerel Blassingame	171
2005-06	Jason Petrimoulx	108
2006-07	Kevin Kruger	159
2007-08	Curtis Terry	169
2008-09	Oscar Bellfield	108
2009-10	Oscar Bellfield	162
2010-11	Oscar Bellfield	123
2011-12	Oscar Bellfield	189
2012-13	Anthony Marshall	203
2013-14	Bryce Dejean-Jones	92
2014-15	Cody Doolin	128
2015-16	Patrick McCaw	128
2016-17	Jovan Mooring	128
2017-18	Jordan Johnson	199
2018-19	Noah Robotham	154
2019-20	Amauri Hardy	107

\*led nation in assist average (9.0 per game)



HISTORY

# STEAL, BLOCK RECORDS

## STEAL LEADERS

SEASON	Player	Year	Steals
1.	Greg Anthony	1989-90	106
2.	Marcus Banks	2002-03	91
3.	Greg Anthony	1988-89	85
4.	Greg Anthony	1990-91	84
5.	Mark Wade	1986-87	83
6.	Patrick McCaw	2015-16	81
7.	Stacey Augmon	1990-91	78
8.	René Rougeau	2007-08	75
9.	Larry Johnson	1990-91	74
	Danny Tarkanian	1983-84	74

## CAREER

Player	Years	Steals	
1.	Greg Anthony	1988-91	275
	Stacey Augmon	1987-91	275
3.	Wink Adams	2005-09	213
4.	Freddie Banks	1983-87	184
	Danny Tarkanian	1981-84	184
6.	Anthony Marshall	2009-13	182
7.	Justin Hawkins	2009-13	170
8.	Mark Dickel	1996-00	161
9.	Marcus Banks	2001-03	158
10.	Dedan Thomas	1991-94	151

## SEASONAL LEADERS

Year	Player	Steals
1975-76	Sam Smith	73
1976-77	Glen Gondrezick	62
1977-78	Tony Smith	39
1978-79	Tony Smith	43
1979-80	Michael Burns	35
1980-81	Michael Burns	38
1981-82	Danny Tarkanian	57
1982-83	Danny Tarkanian	53
1983-84	Danny Tarkanian	74
1984-85	Richie Adams	55
1985-86	Anthony Jones	68
1986-87	Mark Wade	83
1987-88	Stacey Augmon	69
1988-89	Greg Anthony	85
1989-90	Greg Anthony	106
1990-91	Greg Anthony	84
1991-92	Dexter Boney	58
1992-93	Dexter Boney	70
1993-94	Dedan Thomas	57
1994-95	Reggie Manuel	32
1995-96	Jermaine Smith	36
1996-97	Tyrone Nesby	48
1997-98	Greedy Daniels	55
1998-99	Shawn Marion	73
1999-00	Trevor Diggs	54
2000-01	Trevor Diggs	43
2001-02	Marcus Banks	67
2002-03	Marcus Banks	91
2003-04	Odartey Blankson	37
	Jerel Blassingame	37
	Jerel Blassingame	37
2004-05	Wink Adams	63
2005-06	Wink Adams	55
2006-07	René Rougeau	75
2007-08	René Rougeau	46
2008-09	Chace Stanback	54
2009-10	Tre'Von Willis	46
2010-11	Mike Moser	68
2011-12	Justin Hawkins	49
2012-13	Deville Smith	32
2013-14	Patrick McCaw	48
2014-15	Patrick McCaw	81
2015-16	Uche Ofoegbu	37
2016-17	Jordan Johnson	39
2017-18	Noah Robotham	36
2018-19	Marvin Coleman	37
2019-20		

## BLOCKED SHOT LEADERS


SEASON	Player	Year	Blocked Shots
1.	Khem Birch	2013-14	124
2.	Keon Clark	1996-97	112
3.	Joel Anthony	2006-07	109
4.	Goodluck Okonoboh	2014-15	90
	Christian Wood	2014-15	90
6.	George Ackles	1990-91	77
7.	Elmore Spencer	1990-91	76
8.	Elmore Spencer	1991-92	70
9.	Khem Birch	2012-13	68
10.	René Rougeau	2008-09	64
	George Ackles	1988-89	64

## CAREER


Player	Years	Blocked Shots	
1.	Dalron Johnson	1999-03	194
2.	Khem Birch	2012-14	192
3.	Joel Anthony	2004-07	157
4.	Elmore Spencer	1990-92	146
5.	George Ackles	1988-91	141
6.	Richie Adams	1982-85	139
7.	Keon Clark	1996-98	138
8.	Stacey Augmon	1987-91	128
9.	Louis Amundson	2001-06	120
10.	Christian Wood	2013-15	119

## SEASONAL LEADERS


Year	Player	Blocked Shots
1981-82	Richie Adams	37
1982-83	Sidney Green	43
1983-84	Richie Adams	57
1984-85	Richie Adams	45
1985-86	Armon Gilliam	40
1986-87	Armon Gilliam	36
1987-88	Jarvis Basnight	38
1988-89	George Ackles	64
1989-90	Larry Johnson	56
1990-91	George Ackles	77
1991-92	Elmore Spencer	70
1992-93	Evric Gray	62
1993-94	Patrick Savoy	26
	Kebu Stewart	26
1994-95	Eric Lee	34
1995-96	Tony Lane	10
1996-97	Keon Clark	112
1997-98	Issiah Epps	39
1998-99	Shawn Marion	54
1999-00	Dalron Johnson	43
2000-01	Dalron Johnson	58
2001-02	Dalron Johnson	52
2002-03	Dalron Johnson	41
2003-04	J.K. Edwards	30
2004-05	Joel Anthony	48
2005-06	Louis Amundson	38
2006-07	Joel Anthony	109
2007-08	René Rougeau	39
2008-09	René Rougeau	64
2009-10	Chace Stanback	28
2010-11	Carlos Lopez-Sosa	25
2011-12	Mike Moser	35
2012-13	Khem Birch	68
2013-14	Khem Birch	124
2014-15	Goodluck Okonoboh	90
	Christian Wood	90
2015-16	Stephen Zimmerman Jr.	51
2016-17	Cheickna Dembele	35
2017-18	Brandon McCoy	60
2018-19	Cheikh Mbacke Diong	41
2019-20	Cheikh Mbacke Diong	37




GREG ANTHONY



SHAWN MARION



GEORGE ACKLES



KEON CLARK



LOUIS AMUNDSON



JOEL ANTHONY



RENÉ ROUGEAU



RECORDS

# 3-POINT RECORDS



OSCAR BELLFIELD



CHACE STANBACK



TRE'VON WILLIS



CURTIS TERRY



ANTHONY JONES



KHEM BIRCH



ANTHONY MARSHALL



ANTHONY BENNETT



JUSTIN HAWKINS

## 3-POINT FIELD GOALS MADE

### SEASON

Player	Year	3-Pointers
1. Freddie Banks	1986-87	152
2. Gerald Paddio	1987-88	118
3. Anderson Hunt	1990-91	105
4. Anderson Hunt	1989-90	99
5. Gerald Paddio	1986-87	87
6. J.R. Rider	1991-92	81
7. Chace Stanback	2011-12	80
Kevin Kruger	2006-07	80
9. Anderson Hunt	1988-89	79
10. Joe Darger	2008-09	78

### CAREER

Player	Years	3-Pointers
1. Anderson Hunt	1988-91	283
2. Freddie Banks	1983-87	229
3. Wink Adams	2005-09	208
4. Oscar Bellfield	2008-12	207
Joe Darger	2005-09	207
6. Gerald Paddio	1986-88	205
7. Chace Stanback	2009-12	161
8. Curtis Terry	2004-08	158
9. Reggie Manuel	1991-95	155
10. Kendall Wallace	2007-12	140

## 3-POINT FIELD GOAL PERCENTAGE

### SEASON (Min. 40 Attempts)

Player	Year	Pct.	3Pt	Att
1. H Waldman	1991-92	.523	23	44
2. Jordan Cornish	2014-15	.487	38	78
3. Travis Bice	1989-90	.480	36	75
4. Stacey Augmon	1990-91	.469	38	81
5. Travis Bice	1990-91	.467	42	90
6. Ken Gibson	1992-93	.458	55	120
7. Chace Stanback	2011-12	.455	80	176
8. Matt Shaw	2009-10	.450	27	60
Danny Tarkanian	1982-83	.450	18	40
10. Andy Hannan	2004-05	.447	21	47

### CAREER (Min. 124 Attempts)

Player	Years	Pct.	3Pt	Att
1. Travis Bice	1987-91	.449	83	185
2. Ken Gibson	1992-94	.441	86	195
3. Stacey Augmon	1987-91	.419	97	231
4. Freddie Banks	1983-87	.412	229	556
5. Joe Darger	2005-09	.411	62	151
Anthony Jones	1984-86	.411	51	124
7. J.R. Rider	1991-93	.401	136	339
8. Gerald Paddio	1986-88	.395	205	519
9. Romel Beck	2003-05	.389	116	298
10. Jordan Johnson	2017-18	.389	49	126



Freddie Banks made 152 3-pointers in 1986-87, which is still the highest total in UNLV history.



Wink Adams finished third on the UNLV career chart in made 3-pointers with 208.



Kevin Kruger led UNLV in 3-pointers made with 80 in 2006-07 after leading the squad to its first NCAA Tournament Sweet 16 appearance in 16 years.



## TMC RECORDS EXCLUDE EXHIBITIONS AND INTERNATIONAL RULES

### Points

- 53 Anthony Jones, LV Silver Streaks vs. Vancouver, 8-26-88
- 52 Jimmer Fredette, BYU vs. New Mexico, 3-11-11 (MW Tour.)
- 49 Trevor Diggs, UNLV Runnin' Rebels vs. Wyoming, 3-3-01
- 49 Jamie Waller, LV Silver Streaks vs. Vancouver, 8-25-88
- 48 Stacey King, Oklahoma vs. UNLV Runnin' Rebels, 1-28-89
- 46 Jamie Waller, LV Silver Streaks vs. Saskatchewan, 6-23-90
- 46 Adrian Dantley, Utah Jazz vs. Houston, 1-4-84
- 45 Jimmer Fredette, BYU vs. TCU, 3-11-10 (MW Tour.)
- 45 Jamie Waller, LV Silver Streaks vs. Saskatchewan, 8-1-90
- 45 Rickey Green, Utah Jazz vs. Denver, 4-10-84

### Rebounds

- 24 Kebu Stewart, UNLV Runnin' Rebels vs. UC Irvine, 2-19-94
- 24 Rocky Walls, Las Vegas Bandits vs. Baltimore, 3-5-00
- 22 Roscoe Smith, UNLV Runnin' Rebels vs. Omaha, 11-15-13
- 22 Armon Gilliam, UNLV Runnin' Rebels vs. Utah State, 1-2-86
- 21 Rodjanae Wade, UNLV Lady Rebels vs. San José State, 3-2-20 (MW Tour.)
- 21 Cameron Oliver, UNR vs. UNLV Runnin' Rebels, 2-20-16
- 21 Roscoe Smith, UNLV Runnin' Rebels vs. Arizona State, 11-19-13
- 21 Kawhi Leonard, San Diego State vs. UNLV Runnin' Rebels, 3-13-10 (MW Tour.)
- 21 Louis Amundson, UNLV Runnin' Rebels vs. Hawaii, 11-22-05
- 21 Shawn Marion, UNLV Runnin' Rebels vs. TCU, 2-22-99
- 21 Warren Rosegreen, UNLV Runnin' Rebels vs. Fresno State, 2-17-97
- 21 Baskerville Holmes, Finland vs. LV Silver Streaks, 8-16-89
- 20 Ellen Nystrom, Colorado State (women) vs. San José State, 3-10-15 (MW Tour.)
- 20 Mike Moser, UNLV Runnin' Rebels vs. Grand Canyon, 11-11-11
- 20 Porche Grant, USF vs. UNLV Lady Rebels, 12-18-10
- 20 Larry Johnson, UNLV Runnin' Rebels vs. Soviet Natl., 11-17-90
- 20 Pauline Jordan, UNLV Lady Rebels vs. Auburn, 12-20-89
- 20 Alfredrick Hughes, Illinois vs. LV Silver Streaks, 7-14-89

### Field Goals Made

- 22 Jimmer Fredette, BYU vs. New Mexico, 3-11-11 (MW Tour.)
- 17 Mike Jones, TCU vs. Fresno State, 3-6-97 (WAC Tour.)
- 17 Jamie Waller, LV Silver Streaks vs. Saskatchewan, 6-23-90
- 17 Jamie Waller, LV Silver Streaks vs. Vancouver, 8-25-89
- 17 Stacey King, Oklahoma vs. UNLV Runnin' Rebels, 1-28-89
- 16 Jahii Carson, Arizona State vs. UNLV Runnin' Rebels, 11-19-13
- 16 Sequoia Holmes, UNLV Lady Rebels vs. Oregon State, 11-24-07
- 16 Linda Fröhlich, UNLV Lady Rebels vs. Pacific, 12-23-00
- 16 Linda Fröhlich, UNLV Lady Rebels vs. New Orleans, 1-3-99
- 16 J.R. Rider, UNLV Runnin' Rebels vs. UNR, 2-25-93
- 16 Genia Miller, CS Fullerton vs. UNLV Lady Rebels, 2-4-91
- 16 Jamie Waller, LV Silver Streaks vs. Youngstown, 7-25-90
- 16 Alfredrick Hughes, Illinois vs. LV Silver Streaks, 8-15-89
- 16 Greg Grant, Utah State vs. UNLV Runnin' Rebels 1-2-86
- 16 Rickey Green, Utah Jazz vs. Denver, 4-10-84
- 16 Adrian Dantley, Utah Jazz vs. San Diego, 2-7-84

### Field Goals Attempted

- 37 Jimmer Fredette, BYU vs. New Mexico, 3-11-11 (MW Tour.)
- 33 Linda Fröhlich, UNLV Lady Rebels vs. Weber State, 11-27-99
- 32 Jarmica Reese, Air Force vs. UNLV Runnin' Rebels, 1-10-98
- 31 Jamie Waller, LV Silver Streaks vs. Saskatchewan, 6-23-90
- 30 Baskerville Holmes, Finland vs. LV Silver Streaks, 8-15-89
- 30 Greg Grant, Utah State vs. UNLV Runnin' Rebels 1-2-86

### Field Goal Percentage (min. 14 made)

- .941 Linda Fröhlich, (16-17) UNLV Lady Rebels vs. Pacific, 12-23-00
- .933 Tony Lane, (14-15) UNLV Runnin' Rebels vs. San José State, 2-1-96
- .933 Johnny Brown, (14-15) LV Silver Streaks vs. Norway, 8-25-89

### Free Throws Made

- 28 Adrian Dantley, Utah Jazz vs. Houston, 1-4-84

### Free Throws Att

- 29 Adrian Dantley, Utah Jazz vs. Houston, 1-4-84

### Free Throw Percentage (min. 28 made)

- .966 Adrian Dantley (28-29), Utah Jazz vs. Houston, 1-4-84

UNLV'S TOP TMC CROWDS				
Attend.	Opponent	W/L	Score	Date
20,321	Navy	W	104-79	12-29-86
19,826	UC Irvine	W	114-86	2-23-91
19,628	Pacific	W	82-55	2-26-87
19,578	New Mexico State	W	85-58	1-24-87
19,568	Pacific	W	80-59	2-21-91
19,465	UC Santa Barbara	W	86-76	2-14-87
19,444	Long Beach State	W	114-63	1-19-91
19,418	Utah State	W	117-94	1-10-87
19,371	New Mexico State	W	86-68	3-5-88
19,320	Old Dominion	W	103-83	12-27-86
19,250	Utah State	W	94-74	2-18-88
19,246	Cal State Fullerton	W	74-64	2-12-87
19,147	UC Santa Barbara	W	98-71	2-14-91
19,099	Louisville	W	91-81	2-24-90

### 3-Point Field Goals Made

- 9 Chace Stanback, UNLV Runnin' Rebels vs. Central Arkansas, 12-28-11
- 9 Sean Morris, Colorado State vs. UNLV Runnin' Rebels, 1-22-05
- 9 Anderson Hunt, UNLV Runnin' Rebels vs. New Mexico State, 2-15-90
- 9 Freddie Banks, LV Silver Streaks vs. Calgary, 7-28-88

### 3-Point Field Goal Attempted

- 19 Jarvis Croff, Air Force vs. Utah, 3-9-00 (MW Tour.)
- 18 Dominick Young, Fresno State vs. Texas Tech, 12-21-96 (LV Shootout)
- 18 Mark Hill, Cal State Fullerton vs. UNLV Runnin' Rebels, 1-3-90
- 17 Jarmica Reese, Air Force vs. UNLV Runnin' Rebels, 1-10-98
- 17 Reggie Manuel, UNLV Runnin' Rebels vs. New Mexico State, 3-10-95
- 16 Kevin Kruger, UNLV Runnin' Rebels vs. Utah, 1-3-07
- 16 Freddie Banks, LV Silver Streaks vs. Fresno, 8-1-88

### 3-Point Field Goal Percentage (min. 8 made)

- .889 Chace Stanback (8-9), UNLV Runnin' Rebels vs. Louisiana-Monroe, 12-19-11
- .818 Chace Stanback (9-11), UNLV Runnin' Rebels vs. Central Arkansas, 12-28-11
- .727 Rebecca Woodberry (8-11), San José State (women) vs. Utah State, 3-9-15 (MW Tour.)
- .667 Adam Jacobsen (8-12), Pacific vs. UNLV Runnin' Rebels, 1-8-96
- .642 Sean Morris (9-14), UNLV Runnin' Rebels vs. Colorado State, 1-22-05
- .642 Anderson Hunt (9-14), UNLV Runnin' Rebels vs. New Mexico State, 2-15-90

### Assists

- 29 Mark Wade, LV Silver Streaks vs. Vancouver, 8-26-88

### Blocked Shots

- 13 Joel Anthony, UNLV Runnin' Rebels vs. TCU, 2-7-07
- 8 Khem Birch, UNLV Runnin' Rebels vs. Arizona State, 11-19-13
- 8 Khem Birch, UNLV Runnin' Rebels vs. Omaha, 11-15-13
- 8 Thomas Coleman, North Carolina A&T vs. Texas-Pan American, 11-28-08
- 8 Joel Anthony, UNLV Runnin' Rebels vs. Colorado State, 3-9-07 (MW Tour.)
- 8 Joel Anthony, UNLV Runnin' Rebels vs. Colorado State, 3-3-07
- 8 Joel Anthony, UNLV Runnin' Rebels vs. Hawaii, 11-10-06
- 8 Dairon Johnson, UNLV Runnin' Rebels vs. Loyola Marymount, 1-3-01
- 8 Keon Clark, UNLV Runnin' Rebels vs. San Diego State, 1-9-97
- 7 14 times

### Steals

- 10 Karen Hall, UNLV Lady Rebels vs. UC Santa Barbara, 3-5-88

### Turnovers

- 12 Kenny Travis, New Mexico State vs. UNLV Runnin' Rebels, 1-24-87

### Top Combined College Team Scores

- 237 UNLV Runnin' Rebels 120, New Mexico 117, 2ot (3-7-02, MW Tour.)
- 217 UNLV Runnin' Rebels 124, Utah State 93 (1-9-91)
- 214 UNLV Runnin' Rebels 124, Utah State 90 (2-1-90)
- 212 Texas Tech 111, Fresno State 101 (12-21-96, LV Shootout)
- 212 UNLV Runnin' Rebels 115, UC Irvine 97 (12-19-92)
- 211 UNLV Runnin' Rebels 117, Utah State 94 (1-10-87)
- 210 UNLV Runnin' Rebels 108, Air Force 102, 3ot (3-9-16, MW Tour.)
- 208 UNLV Runnin' Rebels 106, Wyoming 102 (3-3-01)

### Top Combined Pro Team Scores

- 303 LV Silver Streaks 155, WBL All Stars 148 (7-12-89)
- 277 LV Silver Streaks 166, Sweden 111 (8-14-90)
- 276 LV Silver Streaks 153, Saskatchewan 123 (6-21-90)
- 275 LV Silver Streaks 142, Calgary 88's 133 (6-4-89)
- 274 LV Silver Streaks 144, Vancouver Nighthawks 130 (8-26-88)

UNLV'S TMC ATTENDANCE			
Year	Record	Total	Average
1983-84	15-1	252,465	15,779
1984-85	15-0	216,520	14,435
1985-86	15-1	257,961	16,123
1986-87	16-0	292,009	18,251
1987-88	12-3	264,508	17,634
1988-89	13-1	252,431	18,031
1989-90	17-0	303,597	17,859
1990-91	13-0	242,554	18,658
1991-92	14-0	218,327	15,595
1992-93	14-2	213,571	13,348
1993-94	11-5	141,227	8,827
1994-95	6-5	97,714	8,883
1995-96	9-6	142,690	9,513
1996-97	16-3	244,635	12,876
1997-98	16-4	280,550	14,028
1998-99	10-6	213,550	13,347
1999-00	18-2	236,570	11,829
2000-01	12-3	165,439	11,029
2001-02	17-3	210,221	10,511
2002-03	15-6	247,043	11,764
2003-04	12-4	185,569	11,598
2004-05	10-6	182,140	11,384
2005-06	12-4	160,640	10,040
2006-07	19-1	227,074	11,354
2007-08	19-2	249,171	11,865
2008-09	14-4	242,019	13,446
2009-10	15-3	256,102	14,228
2010-11	11-5	216,981	13,561
2011-12	17-1	260,531	14,474
2012-13	18-3	329,251	15,678
2013-14	12-8	262,501	13,125
2014-15	12-5	207,847	12,226
2015-16	13-4	189,894	11,170
2016-17	9-10	182,281	10,120
2017-18	11-7	181,676	10,093
2018-19	10-7	146,867	8,639
2019-20	12-7	156,140	8,218
<b>37 Years</b>	<b>500-132</b>	<b>8,140,266</b>	<b>12,880</b>

*Above includes conference tournament games*



# PLAYERS OF THE WEEK

## UNLV'S ALL-TIME CONFERENCE PLAYERS OF THE WEEK



**1982-83**  
 Dec. 3 ..... Sidney Green  
 Jan. 3 ..... Jeff Collins (co)  
 Jan. 30 ..... Sidney Green  
 Feb. 20 ..... Larry Anderson

**1983-84**  
 Dec. 12 ..... Ed Catchings  
 Jan. 9 ..... Danny Tarkanian  
 Jan. 30 ..... Richie Adams

**1984-85**  
 Dec. 24 ..... Armon Gilliam  
 Jan. 21 ..... Armon Gilliam

**1985-86**  
 Dec. 30 ..... Freddie Banks  
 Feb. 24 ..... Freddie Banks

**1986-87**  
 Dec. 29 ..... Armon Gilliam  
 Jan. 5 ..... Mark Wade  
 Jan. 12 ..... Freddie Banks (co)  
 Feb. 2 ..... Freddie Banks (co)  
 ..... Armon Gilliam (co)

**1987-88**  
 Jan. 18 ..... Stacey Augmon (co)  
 Feb. 22 ..... Gerald Paddio

**1988-89**  
 Dec. 19 ..... David Butler  
 Jan. 9 ..... Anderson Hunt

**1989-90**  
 Nov. 27 ..... Larry Johnson  
 Jan. 2 ..... Anderson Hunt  
 Jan. 29 ..... Larry Johnson  
 Feb. 12 ..... Moses Scurry

**1990-91**  
 Dec. 17 ..... Larry Johnson  
 Jan. 14 ..... Larry Johnson  
 Jan. 28 ..... Anderson Hunt (co)  
 Feb. 4 ..... Stacey Augmon (co)  
 Feb. 11 ..... Larry Johnson  
 March 4 ..... Larry Johnson (co)

**1991-92**  
 Dec. 2 ..... Elmore Spencer (co)  
 Jan. 13 ..... Evric Gray  
 Jan. 27 ..... J.R. Rider (co)

**1992-93**  
 Jan. 18 ..... J.R. Rider  
 Jan. 25 ..... J.R. Rider  
 March 1 ..... J.R. Rider

**1993-94**  
 Dec. 20 ..... Reggie Manuel  
 Jan. 17 ..... Reggie Manuel  
 Feb. 21 ..... Kebu Stewart

**1994-95**  
 None

**1995-96**  
 Jan. 2 ..... Jermaine Smith



**1996-97 (Pacific Division)**  
 Dec. 23 ..... Keon Clark  
 Feb. 24 ..... Warren Rosegreen

**1997-98 (Mountain Division)**  
 Nov. 17 ..... Kaspars Kambala

**1998-99 (Mountain Division)**  
 March 1 ..... Shawn Marion



**1999-00**  
 Nov. 22 ..... Mark Dickel  
 Dec. 6 ..... Kaspars Kambala  
 Dec. 21 ..... Kaspars Kambala  
 Jan. 24 ..... Kaspars Kambala  
 Feb. 7 ..... Mark Dickel

**2000-01**  
 Nov. 27 ..... Kaspars Kambala  
 Jan. 29 ..... Jermaine Lewis  
 March 5 ..... Trevor Diggs

**2001-02**  
 Dec. 17 ..... Dalron Johnson  
 Dec. 31 ..... Marcus Banks  
 Feb. 18 ..... Dalron Johnson  
 Feb. 25 ..... Marcus Banks

**2002-03**  
 Dec. 2 ..... Marcus Banks  
 Dec. 16 ..... Dalron Johnson  
 Jan. 13 ..... Marcus Banks  
 March 3 ..... Marcus Banks (co)

**2003-04**  
 Feb. 9 ..... J.K. Edwards  
 March 1 ..... Jerel Blassingame  
 March 8 ..... Odatrey Blankson

**2004-05**  
 Dec. 13 ..... Louis Amundson

**2005-06**  
 None

**2006-07**  
 Dec. 11 ..... Wendell White  
 Jan. 29 ..... Wink Adams (co)  
 Feb. 12 ..... Joel Anthony (co)  
 March 5 ..... Kevin Kruger

**2007-08**  
 Dec. 31 ..... Wink Adams (co)  
 Feb. 4 ..... Wink Adams (co)

**2008-09**  
 Dec. 8 ..... René Rougeau  
 Jan. 26 ..... Tre'Von Willis (co)

**2009-10**  
 Jan. 25 ..... Tre'Von Willis  
 Feb. 8 ..... Tre'Von Willis (co)

**2010-11**  
 Nov. 29 ..... Chace Stanback (co)  
 Feb. 28 ..... Tre'Von Willis (co)

**2011-12**  
 Nov. 21 ..... Mike Moser  
 Nov. 28 ..... Mike Moser  
 Dec. 26 ..... Chace Stanback  
 Jan. 23 ..... Anthony Marshall (co)  
 Jan. 30 ..... Mike Moser  
 Feb. 13 ..... Mike Moser

**2012-13**  
 Dec. 10 ..... Anthony Bennett

**2013-14**  
 Dec. 23 ..... Roscoe Smith  
 March 3 ..... Khem Birch  
 Dec. 26 ..... Chace Stanback  
 Jan. 23 ..... Anthony Marshall (co)  
 Jan. 30 ..... Mike Moser  
 Feb. 13 ..... Mike Moser

**2014-15**  
 Dec. 29 ..... Christian Wood

**2015-16**  
 Nov. 30 ..... Patrick McCaw  
 Dec. 7 ..... Ike Nwamu


**2016-17**  
 None

**2017-18**  
 Nov. 27 ..... Brandon McCoy  
 Dec. 11 ..... Brandon McCoy  
 Dec. 26 ..... Shakur Juiston  
 Feb. 12 ..... Shakur Juiston

**2018-19**  
 Dec. 17 ..... Joel Ntambwe

**2019-20**  
 Jan. 6 ..... Bryce Hamilton  
 Jan. 20 ..... Marvin Coleman  
 Feb. 24 ..... Bryce Hamilton

HISTORY



Larry Johnson holds the UNLV career record for most conference Player of the Week awards with six from 1989-91.

**Most by UNLV in a season:** ..... 6 (2011-12)  
 ..... 6 (1990-91)  
**Most by a UNLV player in a season:**  
 ..... 4, Mike Moser (2011-12)  
 ..... 4, Larry Johnson (1990-91)  
**Most by a UNLV player in a career:** .....  
 ..... 6, Larry Johnson (1989-91)



Anthony Bennett was UNLV's only recipient of the MW's Player of the Week award in 2012-13.

**UNLV MEN'S BASKETBALL - 63RD YEAR:** The 2020-21 year will mark the 63rd season of Runnin' Rebel basketball at UNLV. Since the program's inception in 1958-59, the Runnin' Rebels have posted an all-time record of 1,305-582 (.692). In 1969-70, UNLV made the move to Division I and has since posted a record of 1,118-478 (.701) while competing at that level. In addition, UNLV has an all-time mark of 1,259-559 (.693) against Division I competition.

**FIFTH-WINNINGEST PROGRAM EVER:** With an all-time record of 1,279-572 (.691) against four-year American institutions, UNLV ranks as the fifth-winningest program by percentage in NCAA Division I history (min. 25 years in Div. I). Kentucky's record of 2,318-712-1 (.765) places the Wildcats as the all-time leader.

SCHOOL	YEARS	RECORD	PCT.
Kentucky.....	118	2,318-712-1	.765
North Carolina.....	110	2,275-818	.736
Kansas.....	122	2,302-862	.728
Duke.....	115	2,201-893	.711
<b>UNLV.....</b>	<b>62</b>	<b>1,279-572</b>	<b>.691</b>
UCLA.....	101	1,906-864	.688
Syracuse.....	120	1,922-922	.676

**TOP-10 MOST PRESTIGIOUS PROGRAM:** During the summer of 2008, ESPN.com released its list of top 10 most prestigious men's college basketball programs since the 1984-85 season and UNLV found itself among the likes of Duke, North Carolina, Kansas, Kentucky, Arizona, Connecticut, UCLA, Syracuse and Georgetown. The Runnin' Rebels came in at No. 8 on the list, which ranked 300 programs using a numerical method. UNLV finished with 239 total points, which were accumulated by winning 19 conference titles (nine regular-season and 10 tournament), having five 30-win seasons, 18 postseason trips (11 NCAA, seven NIT), three No. 1 NCAA Tournament seeds, six Sweet 16 appearances, three Final Fours, winning the 1990 National Championship, 24 NCAA Tournament wins, having five All-Americans and five NBA top-10 picks. The 1984-85 season was selected as a starting point because that is the year when the NCAA Tournament expanded to 64 teams, making it the first time a national champion had to win six tournament games to cut down the nets. According to ESPN.com, that season was also the start of the fairest inclusion in the NCAA Tournament since before that season, even the best conferences got only one team in the field. And with the introduction of the 3-point line in 1985-86, ESPN.com said the previous 24 seasons could be considered the most modern era of college basketball up until the time the list was released.

**LAST SEASON:** The Runnin' Rebels finished the 2019-20 season with an overall record of 17-15 ... UNLV finished tied for second in the Mountain West regular-season standings with a 12-6 mark in conference play ... It marked UNLV's highest conference finish in 12 seasons ... It was head coach T.J. Otzelberger's first year at the helm of the Runnin' Rebel program ... UNLV also sent shockwaves through the college basketball world with its victory at then-No. 4 and previously undefeated San Diego State, which was the Runnin' Rebels' best true road win since 1991 (a span of 29 seasons) ... Under Otzelberger's guidance, sophomore guard Bryce Hamilton became the program's first first-team all-conference honoree in seven seasons as he averaged 20 points per game in MW play - also a first for a UNLV player in 10 seasons ... UNLV closed the regular season with five straight wins, marking the first time it had accomplished that feat in nine years ... The season ended with a quarterfinal loss to Boise State in the Mountain West Tournament.

**HIGH ATTENDANCE MARKS:** The 2012-13 season saw the largest Thomas & Mack Center crowds in 22 years. The average of 15,729 over 18 regular-season home games was the program's highest average since 1990-91 ... UNLV's 2013-14 attendance ranked 22nd in the country (2nd in the West: states of Washington, Oregon, California, Arizona, Nevada) ... In six of the last 12 years, the program has found itself among the nation's top 25 in home attendance ... The Runnin' Rebels were 31st in the country in home attendance during the 2014-15 season, 34th in 2015-16 and 39th in 2016-17 ... UNLV's home crowds improved by an average of 1,171 fans per game from 2011-12 to 2012-13 ... The Runnin' Rebels came in at No. 17 in the country in 2011-12, while in 2012-13 they were No. 14 ... The 2012-13 season also saw an increase of 1,943 fans per game from two seasons prior (2010-11) when UNLV ranked 23rd in the country in home attendance.

**MOUNTAIN WEST:** The Mountain West is heading into its 22nd season as a league. The current 11-member conference features Air Force, Boise State, Colorado State, Fresno State, New Mexico, San Diego State, San José State, UNLV, UNR, Utah State and Wyoming. The first four MW Basketball Tournaments were held at the Thomas & Mack Center and in 2004 the tournament was moved to the Pepsi Center in Denver where it lasted three years. The tournament returned to the TMC in 2007 and has been in Las Vegas each and every year since. The MW is the fourth conference that UNLV has been a member of in its 62-year history. UNLV was a member of the WCAC for six seasons (1969-75); the Big West for 14 seasons (1982-96) and the WAC for three seasons (1996-99).

**AGAINST THE CONFERENCE:** The Runnin' Rebels have a .500-or-better all-time record against nine of the other 10 conference members. UNLV's all-time series' records with the rest of the league: Air Force (40-14), Boise State (10-11), Colorado State (41-17), Fresno State (32-15), New Mexico (37-25), San Diego State (37-37), San José State (41-6), UNR (60-31), Utah State (33-9) and Wyoming (41-18). Compared to the other schools in the conference, UNLV has the best all-time winning percentage on its home court. UNLV is 500-132 (.791) all-time at the Thomas & Mack Center.

**POSTSEASON APPEARANCES:** UNLV has appeared in the postseason 34 times in its history including 15 times in the past 23 seasons. UNLV has an all-time record of 33-19 (.635) in 20 appearances in the NCAA Tournament (Division I). UNLV's most recent appearance came in 2013, which was its fourth

straight appearance in the Big Dance and sixth overall in the previous seven years. In fact, the Runnin' Rebels were one of only 12 programs nationally to match that and it was tops in the Mountain West during that span. UNLV is 8-11 (.421) all-time in the NIT in 10 appearances with its last coming in 2009 with a loss at Kentucky. In its history, UNLV has made 10 NCAA Tournament Sweet 16 appearances, four Final Four showings and won the national title in 1990.

**A WINNING PROGRAM:** UNLV has finished the season with a winning percentage above .500, 57 times in its 62-year history.

**RUNNIN' REBELS IN THE NBA DRAFT:** Over the last 23 seasons, the UNLV program has had four players drafted with lottery picks in the annual NBA Draft. Anthony Bennett was selected No. 1 overall in the 2013 NBA Draft, becoming the second UNLV player to be the top selection (Larry Johnson in 1991 was the other). UNLV is only the 18th school to ever have multiple No. 1 overall draft choices and is just the fourth to have at least two No. 1 NBA Draft picks in the last 29 years. Only two schools have ever had three No. 1 draft picks. The UNLV program had back-to-back lottery selections in 1998 and 1999 with Keon Clark (13th overall by the Orlando Magic - 1998) and Shawn Marion (ninth overall by the Phoenix Suns - 1999). With Rashad Vaughn picked No. 17 overall in the 2015 NBA Draft, UNLV has had two first-round selections over the last eight years. And, with Patrick McCaw and Stephen Zimmerman Jr. both being drafted in the second round in 2016, UNLV had a total of four players taken in the NBA Draft over a four-year span (2013-16). A total of 15 Runnin' Rebels have been selected in the NBA's first round since 1975, and of those, nine have been lottery selections. Ricky Sobers was UNLV's first player to be selected in the first round in 1975 by the Phoenix Suns.

**ACTIVE NBA PLAYERS:** As of November 2020, there were four former Runnin' Rebels active on NBA rosters. They were Khem Birch (Orlando Magic), Derrick Jones Jr. (Miami Heat), Patrick McCaw (Toronto Raptors) and Christian Wood (Detroit Pistons). Birch, Jones Jr., and Wood all went undrafted, while McCaw was a second-round selection in 2016.

**38 YEARS OF 20 WINS:** UNLV has won 20 or more games in 38 of its 62 seasons of existence. Dating back to the 1973-74 season, UNLV has posted 20 or more wins in 33 out of the last 47 years, including 30 or more wins five times. UNLV has won 20 or more games in nine of the last 14 seasons. From 2006-07 to 2013-14, UNLV won 20 or more games each year, which marked the first time since 1985-93 that it has won 20-plus games in eight consecutive seasons.

**THE THOMAS & MACK CENTER:** The 2020-21 season marks the 38th year of Runnin' Rebel basketball in the Thomas & Mack Center. UNLV has posted an all-time record of 500-132 (.791) in the arena since it opened in 1983.

**WORKIN' OVERTIME:** The Runnin' Rebels all-time record in overtime games is 63-36 (.636). UNLV played six overtime games in 2019-20, going 2-4 in those contests. UNLV is 49-32 (.605) all-time in single overtime games, 11-4 (.733) in double overtime and 3-0 (1.000) in triple overtime. The Runnin' Rebels have a record of 19-9 (.679) in overtime games at the Thomas & Mack Center and have won 27 of their last 45 games overall that have been sent to overtime.

**"3-POINT GOAL...":** UNLV holds the NCAA record for most consecutive games scoring at least one 3-pointer. Since the 3-point field goal was adopted by the NCAA in 1986-87, UNLV has converted at least one 3-pointer in all 1,102 games played. UNLV and Princeton are the only two schools in college basketball to have made at least one 3-pointer in every game played since the 3-point line was implemented. In UNLV's 1,102 games, the Runnin' Rebels have made 7,277-of-20,767 (.350) shots from behind the arc. The Big West Conference experimented with the 3-point shot in the 1982-83, 1984-85 and 1985-86 seasons. During that period, UNLV connected from 3-point range in 53 of the 64 games (the 3-pointer was used in some non-conference games). The Runnin' Rebels sank 194-of-505 (.384) 3-point attempts during that time. With the experimental years included, the UNLV streak for games in which it has made at least one 3-point shot stands at 1,119. The last time the Runnin' Rebels failed to make at least one 3-pointer came against Long Beach State on Jan. 25, 1986. So, UNLV has made at least one shot from behind the arc in 1,155 of the 1,166 games in which the rule was used. In the 1,166 total games, the Runnin' Rebels have shot .351 from long distance while sinking 7,469-of-21,272.



RECORDS



# POSTSEASON HISTORY

## NCAA SMALL COLLEGE TOURNAMENT

### 1965 PACIFIC COAST REGIONAL

Seattle, Wash.  
First Round: Fresno State def. UNLV, 74-61  
Consolation: San Francisco State def. UNLV, 85-78

### 1967 PACIFIC COAST REGIONAL

San Diego, Calif. (Peterson Gym)  
First Round: UNLV def. UC Davis, 100-83  
Second Round: San Diego State def. UNLV, 88-71

### 1968 PACIFIC COAST REGIONAL

San Diego, Calif. (Peterson Gym)  
First Round: UNLV def. UC Davis, 96-91  
Second Round: UNLV def. UC Irvine, 79-74

### NCAA CHAMPIONSHIP

Evansville, Ind. (Roberts Stadium)  
College Division Quarterfinals: Indiana St. def. UNLV, 94-75

### 1969 PACIFIC COAST REGIONAL

Las Vegas, Nev. (Convention Center)  
First Round: UNLV def. UC Davis, 84-81  
Second Round: San Francisco State def. UNLV, 77-74

## NCAA DIV. I TOURNAMENT

### 1975 WEST REGION

Tempe, Ariz. (ASU Activity Center)  
First Round: UNLV def. San Diego State, 90-80  
**WEST REGION CHAMPIONSHIP**  
Portland, Ore. (Memorial Coliseum)  
Semifinal: Arizona State def. UNLV, 84-81  
Consolation: UNLV def. Montana, 75-67

### 1976 WEST REGION

Eugene, Ore. (McArthur Court)  
First Round: UNLV def. Boise State, 103-78  
**WEST REGION CHAMPIONSHIP**  
Los Angeles, Calif. (Pauley Pavilion)  
Semifinal: Arizona def. UNLV, 114-109 (OT)

### 1977 WEST REGION

Tucson, Ariz. (McKale Center)  
First Round: UNLV def. San Francisco, 121-95  
**WEST REGION CHAMPIONSHIP**  
Provo, Utah (Marriott Center)  
Semifinal: UNLV def. Utah, 88-83  
Championship: UNLV def. Idaho State, 107-90  
**NCAA FINAL FOUR**  
Atlanta, Ga. (The Omni)  
Semifinal: North Carolina def. UNLV, 84-83  
Consolation: UNLV def. UNC-Charlotte, 106-94

### 1983 WEST REGION

Corvallis, Ore. (Gill Coliseum)  
First Round: Bye  
Second Round: North Carolina State def. UNLV, 71-70

### 1984 WEST REGION

Salt Lake City, Utah (Jon M. Huntsman Center)  
First Round: UNLV def. Princeton, 68-56  
Second Round: UNLV def. Texas-El Paso, 73-60  
**WEST REGION CHAMPIONSHIP**  
Los Angeles, Calif. (Pauley Pavilion)  
Semifinal: Georgetown def. UNLV, 62-48

### 1985 WEST REGION

Salt Lake City, Utah (Jon M. Huntsman Center)  
First Round: UNLV def. San Diego State, 85-80  
Second Round: Kentucky def. UNLV, 64-61

### 1986 WEST REGION

Long Beach, Calif. (Long Beach Arena)  
First Round: UNLV def. Northeast Louisiana, 74-51  
Second Round: UNLV def. Maryland, 70-64  
**WEST REGION CHAMPIONSHIP**  
Houston, Texas (The Summit)  
Semifinal: Auburn def. UNLV, 70-63

### 1987 WEST REGION

Salt Lake City, Utah (Jon M. Huntsman Center)  
First Round: UNLV def. Idaho State, 95-70  
Second Round: UNLV def. Kansas State, 80-61  
**WEST REGION CHAMPIONSHIP**  
Seattle, Wash. (The Kingdome)  
Semifinal: UNLV def. Wyoming, 92-78  
Championship: UNLV def. Iowa, 84-81  
**NCAA FINAL FOUR**  
New Orleans, La. (The Superdome)  
Semifinal: Indiana def. UNLV, 97-93

### 1988 WEST REGION

Los Angeles, Calif. (Pauley Pavilion)  
First Round: UNLV def. SW Missouri State, 54-50  
Second Round: Iowa def. UNLV, 104-86

### 1989 WEST REGION

Boise, Idaho (University Pavilion)  
First Round: UNLV def. Idaho, 68-56  
Second Round: UNLV def. DePaul, 85-70  
**WEST REGION CHAMPIONSHIP**  
Denver, Colo. (McNichols Arena)  
Semifinal: UNLV def. Arizona, 68-67  
Championship: Seton Hall def. UNLV, 84-61

### 1990 WEST REGION

Salt Lake City, Utah (Jon M. Huntsman Center)  
First Round: UNLV def. Arkansas-Little Rock, 102-72  
Second Round: UNLV def. Ohio State, 76-65  
**WEST REGION CHAMPIONSHIP**  
Oakland, Calif. (Oakland-Alameda County Coliseum)  
Semifinal: UNLV def. Ball State, 69-67  
Championship: UNLV def. Loyola Marymount, 131-101  
**NCAA FINAL FOUR**  
Denver, Colo. (McNichols Arena)  
Semifinal: UNLV def. Georgia Tech, 90-81  
Championship: UNLV def. Duke, 103-73  
(UNLV National Champion)

### 1991 WEST REGION

Tucson, Ariz. (McKale Center)  
First Round: UNLV def. Montana, 99-65  
Second Round: UNLV def. Georgetown, 62-54  
**WEST REGION CHAMPIONSHIP**  
Seattle, Wash. (Seattle Kingdome)  
Semifinal: UNLV def. Utah, 83-66  
Championship: UNLV def. Seton Hall, 77-65  
**NCAA FINAL FOUR**  
Indianapolis, Ind. (Indiana Hoosier Dome)  
Semifinal: Duke def. UNLV, 79-77

### 1998 EAST REGION

Hartford, Conn. (Hartford Civic Center)  
First Round: Princeton def. UNLV, 69-57

### 2000 SOUTH REGION

Nashville, Tenn. (Gaylord Entertainment Center)  
First Round: Tulsa def. UNLV 89-62

### 2007 MIDWEST REGION

Chicago, Ill. (United Center)  
First Round: UNLV def. Georgia Tech, 67-63  
Second Round: UNLV def. Wisconsin, 74-68  
**MIDWEST REGION CHAMPIONSHIP**  
St. Louis, Mo. (Edward Jones Dome)  
Semifinal: Oregon def. UNLV, 76-72

### 2008 MIDWEST REGION

Omaha, Neb. (Qwest Center Omaha)  
First Round: UNLV def. Kent State, 71-58  
Second Round: Kansas def. UNLV, 75-56

### 2010 MIDWEST REGION

Oklahoma City, Okla. (Ford Center)  
First Round: Northern Iowa def. UNLV, 69-66

### 2011 SOUTHWEST REGION

Tulsa, Okla. (BOK Center)  
Second Round: Illinois def. UNLV, 73-62

### 2012 SOUTH REGION

Albuquerque, N.M. (The Pit/University Arena)  
Second Round: Colorado def. UNLV, 68-64

### 2013 EAST REGION

San José, Calif. (HP Pavilion)  
Second Round: California def. UNLV, 64-61

## NATIONAL INVITATION TOURNAMENT

### 1980

Las Vegas, Nev. (Convention Center)  
First Round: UNLV def. Washington, 93-73  
Second Round: UNLV def. Long Beach State, 90-81  
Quarterfinal: UNLV def. St. Peter's, 67-62  
**New York, N.Y. (Madison Square Garden)**  
Semifinal: Virginia def. UNLV, 90-71  
Consolation: Illinois def. UNLV, 84-74

### 1982

Las Vegas, Nev. (Convention Center)  
First Round: UNLV def. Murray State, 87-61  
Second Round: Tulane def. UNLV, 56-51

### 1993

Las Vegas, Nev. (Thomas & Mack Center)  
First Round: USC def. UNLV, 90-74

### 1997

Las Vegas, Nev. (Thomas & Mack Center)  
First Round: UNLV def. Memphis, 66-62  
Second Round: UNLV def. Hawaii, 89-80 (OT)  
**Fayetteville, Ark. (Bud Walton Arena)**  
Quarterfinal: Arkansas def. UNLV, 86-73

### 1999

Lincoln, Neb. (Bob Devaney Sports Center)  
First Round: Nebraska def. UNLV, 68-55

### 2002

Las Vegas, Nev. (Thomas & Mack Center)  
First Round: UNLV def. Arizona State, 96-91  
**Columbia, S.C. (Frank McGuire Arena)**  
Second Round: South Carolina def. UNLV, 75-65

### 2003

Las Vegas, Nev. (Thomas & Mack Center)  
First Round: Hawaii def. UNLV, 85-68

### 2004


Boise, Idaho (The Pavilion at Boise State)  
Opening Round: Boise State def. UNLV, 84-69

### 2005

Las Vegas, Nev. (Thomas & Mack Center)  
First Round: UNLV def. Arizona State, 89-78  
**Columbia, S.C. (Colonial Center)**  
Second Round: South Carolina def. UNLV, 77-66

### 2009

Lexington, Ky. (Memorial Coliseum)  
First Round: Kentucky def. UNLV, 70-60





# ZOOM BREAK 2

Speed, Power and Control for  
Every Type of Player.



# NCAA FINAL FOUR

*Four times the Runnin' Rebels have advanced to the NCAA Final Four, winning the title in 1990. The following is a brief outline of each team and its accomplishments.*

## 1976-77


Known as the "Hardway Eight," this was the team that put UNLV on the map as a nationally prominent program. With players such as Lewis Brown, Glen Gondrezick, Larry Moffett, Eddie Owens, Robert Smith, Sam Smith, Tony Smith and Reggie Theus, the Rebels ran themselves to a record of 29-3 and a spot in the 1977 Final Four at the Omni in Atlanta. UNLV's record-setting team established NCAA marks for most points in one season (3,426), most 100-point games (23) and most consecutive 100-point games (12). The Runnin' Rebels won their first-ever West Regional Championship and advanced to the national semifinals. An 84-83 loss to North Carolina in the semifinals ended the championship dreams, but a 106-94 triumph over North Carolina-Charlotte gave UNLV third place and a positive end to the season. The squad was inducted into the UNLV Athletics Hall of Fame in 1987.



**FRONT ROW (L-R):** Mike Milke, Matt Porter, Tom Schuberth, Tony Smith, Robert Smith, Sam Smith, John Rodriguez, Gary Joe Wagner, Larry Chin, and Odis Allison. **BACK ROW (L-R):** Head Coach Jerry Tarkanian, Coach Al Menendez, Reggie Theus, Jackie Robinson, Eddie Owens, Lewis Brown, Larry Moffett, Glen Gondrezick, Dale Thompson, John Q. Trapp, Coach George McQuarn and Ralph Readout.



HISTORY



**FRONT ROW (L-R):** Armon Gilliam, Gary Graham, Mark Wade, Head Coach Jerry Tarkanian, Freddie Banks, Leon Symanski, Eldridge Hudson. **BACK ROW (L-R):** Keith James, David Willard, Jarvis Basnight, Richard Robinson, Lawrence West, Gerald Paddio, Stacey Cvijanovich.

## 1986-87


The 1986-87 edition of Runnin' Rebel basketball was a special one as it became the first team to end the regular season as the nation's top-ranked team. Led by Freddie Banks, Jarvis Basnight, Armon Gilliam, Gerald Paddio and Mark Wade, the Rebels ran through the Pacific Coast Athletic Association with a perfect record of 18-0. The team's only regular-season loss came at Oklahoma, 89-88. UNLV entered the NCAA Tournament as the top seed in the West Region, breezing through the first three rounds. The Rebels received a big scare in the regional final when they were forced to overcome an 18-point deficit against a scrappy Iowa squad. The 84-81 triumph earned UNLV a spot in the Final Four at the Superdome in New Orleans. Banks shined in the semifinal matchup with Indiana, connecting on a tournament-record 10 3-pointers, but it was not enough as the Rebels fell to the eventual champions, 97-93. The loss ended UNLV's season with a record of 37-2. The squad was inducted into the UNLV Athletics Hall of Fame in 1998.



# NCAA FINAL FOUR

## 1989-90

The season it all came together for the Runnin' Rebels was 1989-90. Future NBA star Larry Johnson transferred from Odessa College, joining Greg Anthony, Stacey Augmon, David Butler and Anderson Hunt. The Rebels began the season ranked No. 1 in almost every poll and rolled through the competition. UNLV suffered a surprising loss at New Mexico State and finished the season as co-champions of the Big West Conference. However, Johnson and Co. flexed their muscles in the Big West Tournament, running away with the title and the No. 1 seed in the West Region. In NCAA Tournament play, the Rebels toughest game came in the third round at Oakland, Calif., when Ball State hung tough before falling 69-67. UNLV also ended Loyola Marymount's Cinderella season with a 131-101 thrashing in the regional final. The win set up a semifinal match with Georgia Tech at McNicholls Arena in Denver. Trailing by seven at the half, UNLV rallied for an 89-80 triumph and a date in the championship. The 1990 NCAA Championship was all UNLV as an 18-0 run midway through the second half sent Duke reeling as the Rebels ran up the most lopsided victory in championship history, 103-73. Hunt was named Most Outstanding Player at the Final Four for his performance as the Rebels finished the season 35-5. The squad was inducted into the UNLV Athletics Hall of Fame in 2000.



**FRONT ROW (L-R):** Bryan Emerzian, Byron Wesley, Dan Bisek, Sean Watkins, Dave Rice. **MIDDLE ROW (L-R):** Greg Anthony, James Jones, David Butler, Anderson Hunt, Travis Bice, Barry Young, Moses Scurry, Stacey Augmon. **BACK ROW (L-R):** Coach Cleveland Edwards, Coach Ron Ganulin, Ed Goorjian, Rob Orellana, Chris Jeter, George Ackles, Larry Johnson, Coach Tim Grgurich, Coach Denny Hovanec, Head Coach Jerry Tarkanian. Not pictured: Stacey Cvijanovich.



**FRONT ROW (L-R):** Larry Johnson, Dave Rice, Anderson Hunt, Greg Anthony, H Waldman, Travice Bice, Stacey Augmon, Bryan Emerzian. **BACK ROW (L-R):** Larry Chin, Coach Tim Grgurich, Ed Goorjian, Coach Ron Ganulin, Coach Keith Starr, Bobby Joyce, Chris Jeter, George Ackles, Evric Gray, Head Coach Jerry Tarkanian, Sean Foster, Jerry Koloskie, Coach Ron Adams.

## 1990-91

Billed as one of the greatest teams of all time, the 1990-91 squad became the first team in 12 seasons to go undefeated in the regular season (27-0). A perfect record of 18-0 captured the Big West crown and earned the Rebels the No. 1 seed in the West Region. UNLV also flexed its muscles in a rout of then-No. 2 Arkansas in Fayetteville. The Rebels rolled through regional play with wins over Montana, Georgetown, Utah and Seton Hall before a showdown with Duke in the Final Four at the Hoosier Dome in Indianapolis. Grant Hill, Bobby Hurley and Christian Laettner kept the Rebels in check all evening and ended UNLV's dreams of back-to-back championships and the first perfect season since Indiana in 1976. The 79-77 loss ended UNLV's season with a record of 34-1. The team was inducted into the UNLV Athletics Hall of Fame in 2002.



# NCAA TOURN. SUPERLATIVES

## UNLV'S TOP PERFORMANCES IN NCAA TOURNAMENT GAMES

### FIELD GOALS MADE

- 17 Armon Gilliam vs. Wyoming (3-20-87)
- 14 Armon Gilliam vs. Indiana (3-28-87)
- 14 Eddie Owens vs. North Carolina-Charlotte (3-28-77)
- 13 Larry Johnson vs. Seton Hall (3-23-91)
- 13 Stacey Augmon vs. Loyola Marymount (3-25-90)

### FIELD GOALS ATTEMPTED

- 28 Eddie Owens vs. North Carolina-Charlotte (3-28-77)
- 26 Gerald Paddio vs. Iowa (3-20-88)
- 26 Armon Gilliam vs. Indiana (3-28-87)
- 24 Armon Gilliam vs. Wyoming (3-20-87)
- 23 Anderson Hunt vs. Loyola Marymount (3-25-90)
- 23 Freddie Banks vs. Indiana (3-28-87)

### 3-POINT FIELD GOALS MADE

- 10 Freddie Banks vs. Indiana (3-28-87)
- 8 Gerald Paddio vs. Iowa (3-20-88)
- 7 Freddie Banks vs. Idaho State (3-12-87)
- 5 Anderson Hunt vs. Georgia Tech (3-31-90)
- 5 Greg Anthony vs. Seton Hall (3-25-89)
- 5 Anderson Hunt vs. Arizona (3-23-89)
- 5 Greg Graham vs. Idaho State (3-12-87)

### 3-POINT FIELD GOALS ATTEMPTED

- 19 Gerald Paddio vs. Iowa (3-20-88)
- 19 Freddie Banks vs. Indiana (3-28-87)
- 13 Freddie Banks vs. Iowa (3-22-87)
- 13 Freddie Banks vs. Idaho State (3-12-87)
- 12 Anderson Hunt vs. Loyola Marymount (3-25-90)

### FREE THROWS MADE

- 15 Wink Adams vs. Kansas (3-22-08)
- 10 Robert Smith vs. Arizona (3-18-76)
- 9 Danny Tarkanian vs. Texas-El Paso (3-7-84)
- 9 Sidney Green vs. North Carolina State (3-19-83)
- 8 Stacey Augmon vs. DePaul (3-18-89)
- 8 Greg Graham vs. Wyoming (3-20-87)
- 8 Reggie Theus vs. Utah (3-18-77)
- 8 Ricky Sobers vs. Arizona State (3-6-75)

### FREE THROWS ATTEMPTED

- 17 Wink Adams vs. Kansas (3-22-08)
- 12 Armon Gilliam vs. San Diego State (3-14-85)
- 11 Stacey Augmon vs. DePaul (3-18-89)
- 11 Danny Tarkanian vs. Texas-El Paso (3-7-84)
- 10 Anthony Bennett vs. California (3-21-13)
- 10 Kaspars Kambala vs. Tulsa (3-17-00)
- 10 Larry Johnson vs. Arkansas-Little Rock (3-15-90)
- 10 Robert Smith vs. Arizona (3-18-76)
- 10 Ricky Sobers vs. Arizona State (3-6-75)

### FREE THROW PERCENTAGE (Min. 6 made)

- 1.000 (10-10) Robert Smith vs. Arizona (3-18-76)
- 1.000 (9-9) Sidney Green vs. North Carolina State (3-19-83)
- 1.000 (8-8) Greg Graham vs. Wyoming (3-20-87)
- 1.000 (6-6) Wendell White vs. Wisconsin (3-18-07)
- 1.000 (6-6) Jarvis Basnight vs. Kansas State (3-14-87)
- 1.000 (6-6) Armon Gilliam vs. Kansas State (3-14-87)

### REBOUNDS

- 18 Larry Johnson vs. Loyola Marymount (3-25-90)
- 17 Larry Moffett vs. Utah (3-18-77)
- 16 Larry Johnson vs. Ohio State (3-17-90)
- 16 Larry Moffett vs. Idaho State (3-19-77)
- 16 Lewis Brown vs. Arizona (3-18-76)

### ASSISTS

- 18 Mark Wade vs. Indiana (3-28-87)
- 13 Anderson Hunt vs. Loyola Marymount (3-25-90)
- 13 Mark Wade vs. Kansas State (3-14-87)
- 12 Mark Wade vs. Iowa (3-22-87)

- 12 Mark Wade vs. Auburn (3-23-86)
- 12 Mark Wade vs. Maryland (3-20-86)

### TURNOVERS

- 7 Ricky Sobers vs. Arizona State (3-6-75)
- 6 Curtis Terry vs. Kent State (3-20-08)
- 6 Karl James vs. Iowa (3-20-88)
- 6 Jarvis Basnight vs. SW Missouri State (3-18-88)
- 6 Mark Wade vs. Auburn (3-23-86)
- 5 René Rougeau vs. Kent State (3-20-08)
- 5 Mark Dickel vs. Tulsa (3-17-00)
- 4 Has occurred 19 times

### STEALS

- 6 Mike Moser vs. Colorado (3-15-12)
- 6 Anderson Hunt vs. Loyola Marymount (3-25-90)
- 5 Greg Anthony vs. Seton Hall (3-23-91)
- 5 Greg Anthony vs. Duke (4-2-90)
- 5 Greg Anthony vs. DePaul (3-18-89)
- 5 Mark Wade vs. Wyoming (3-20-87)
- 5 Mark Wade vs. Idaho State (3-12-87)

### BLOCKED SHOTS

- 6 Elmore Spencer vs. Georgetown (3-17-91)
- 6 Elmore Spencer vs. Montana (3-15-91)
- 4 Khem Birch vs. California (3-21-13)
- 4 Anthony Marshall vs. Colorado (3-15-12)
- 4 René Rougeau vs. Kent State (3-20-08)
- 4 Larry Johnson vs. Arkansas-Little Rock (3-15-90)
- 4 George Ackles vs. Idaho (3-16-89)
- 3 Has occurred six times

### POINTS SCORED

- 38 Freddie Banks vs. Indiana (3-28-87)
- 38 Armon Gilliam vs. Wyoming (3-20-87)
- 34 Gerald Paddio vs. Iowa (3-20-88)
- 34 Eddie Owens vs. N.C.-Charlotte (3-28-77)
- 33 Stacey Augmon vs. Loyola Marymount (3-25-90)
- 32 Armon Gilliam vs. Indiana (3-28-87)
- 30 Larry Johnson vs. Seton Hall (3-23-91)
- 30 Anderson Hunt vs. Loyola Marymount (3-25-90)

## UNLV'S NCAA TOURNAMENT HIGHLIGHTS AND RANKINGS

NOTE - Rankings are for that respective year, not all-time.

### 1976: RECORD (RANKING) VS. OPPONENT (DATE)

#### Individual

Highest Free Throw Percentage in a Single Game:  
1.000 (10-10) - Robert Smith (1st) vs. Arizona (3-18-76)

#### Team

Most Points in a Game:  
109 (2nd) vs. Arizona (3-18-76)

Highest Scoring Average:  
106.0 (212 pts./ 2 games) (1st)

Most Field Goals in a Single Game:  
44 (2nd) vs. Boise State (3-13-76)

Most Field Goals Attempted in a Single Game:  
96 (2nd) vs. Arizona (3-18-76)

Most Rebounds in a Single Game:  
49 (3rd) vs. Boise State (3-13-76)

### 1977: RECORD (RANKING) VS. OPPONENT (DATE)

#### Individual

Most Points in a Single Game:  
34 - Eddie Owens (4th) vs. UNC-Charlotte (3-28-77)

Most Total Points in Tournament:  
110 - Eddie Owens (2nd)  
89 - Reggie Theus (3rd)

Most Total Field Goals in Tournament:  
47 - Eddie Owens (1st)

Most Field Goals Attempted in a Single Game:  
28 - Eddie Owens (2nd) vs. UNC-Charlotte (3-28-77)

Most Total Field Goal Attempts in Tournament:  
94 - Eddie Owens (1st)  
67 - Reggie Theus (4th)

Most Free Throw Attempts in Tournament:  
26 - Reggie Theus (3rd)

Most Rebounds in a Single Game:  
17 - Larry Moffett (3rd) vs. Utah (3-18-77)

Most Total Rebounds in Tournament:  
52 - Larry Moffett (2nd)

Most Assists in Tournament:  
23 - Reggie Theus (2nd)

#### Team

Most Points in a Single Game:  
121 (1st) vs. San Francisco (3-12-77)  
107 (2nd) vs. Idaho State (3-19-77)  
106 (3rd) vs. North Carolina-Charlotte (3-28-77)

Most Points in Tournament:  
505 (1st)

Highest Scoring Average:  
101 (505 pts./ 5 games) (1st)

Most Field Goals in a Single Game:  
49 (1st) vs. San Francisco (3-12-77)  
47 (2nd) vs. North Carolina-Charlotte (3-28-77)  
44 (3rd) vs. Idaho State (3-19-77)

Most Total Field Goals in Tournament:  
218 (1st)

Most Field Goals Attempted in a Single Game:  
95 (1st) vs. North Carolina-Charlotte (3-28-77)  
90 (2nd) vs. Idaho State (3-19-77)  
89 (3rd) vs. San Francisco (3-12-77)

Most Total Field Goals Attempted in Tournament:  
441 (1st)

Most Total Free Throws Attempted in Tournament:  
98 (3rd)

Fewest Free Throws Made in a Single Game:  
1 (1st) vs. North Carolina (3-26-77)

Lowest Free Throw Percentage in a Single Game:  
.200 (1-5/1st) vs. North Carolina (3-26-77)

### UNLV'S WEST REGIONAL CO-MOST OUTSTANDING PLAYERS:

Eddie Owens and Robert Smith

### UNLV'S ALL-WEST REGIONAL TEAM MEMBERS:

Eddie Owens and Robert Smith

### 1983: RECORD (RANKING) VS. OPPONENT (DATE)

#### Individual

Highest Free Throw Percentage in a Single Game:  
1.000 (9-9) - Sidney Green vs. NC State (3-19-83)

### 1986: RECORD (RANKING) VS. OPPONENT (DATE)

#### Individual

Most Assists in a Single Game:  
12 - Mark Wade (1st) vs. Maryland (3-20-86)  
12 - Mark Wade (1st) vs. Auburn (3-23-86)

Most Assists in Tournament:  
32 - Mark Wade (4th)

Most Assists Per Game:  
10.67 (32 assists/ 3 games) - Mark Wade (1st)

### 1987: RECORD (RANKING) VS. OPPONENT (DATE)

#### Individual

Most Points in a Single Game:  
38 - Armon Gilliam (4th) vs. Wyoming (3-20-87)  
38 - Freddie Banks (4th) vs. Indiana (3-28-87)

Most Points in Tournament:  
133 - Armon Gilliam (3rd)  
107 - Freddie Banks (5th)



# NCAA TOURN. SUPERLATIVES

## Highest Scoring Average:

26.60 (133 pts./ 5 games) - Armon Gilliam (4th)

## Most Field Goals in a Single Game:

17 - Armon Gilliam (2nd) vs. Wyoming (3-20-87)

## Most Total Field Goals in Tournament:

55 - Armon Gilliam (1st)

## Most Field Goals Attempted in a Single Game:

26 - Armon Gilliam (2nd) vs. Indiana (3-28-87)

## Most Field Goals Attempted in Tournament:

91 - Armon Gilliam (1st)

## Most 3-Point Field Goals in a Single Game:

10 - Freddie Banks (1st) vs. Indiana (3-28-87)

## Most Total 3-Point Field Goals in Tournament:

26 - Freddie Banks (1st)

## Most 3-Point Field Goals Attempted in a Single Game:

19 - Freddie Banks (1st) vs. Indiana (3-28-87)

13 - Freddie Banks (2nd) vs. Idaho State (3-12-87)

13 - Freddie Banks (2nd) vs. Iowa (3-22-87)

## Most 3-Point Field Goals Attempted in Tournament:

65 - Freddie Banks (1st)

39 - Gerald Paddio (2nd)

## Most Total Rebounds in Tournament:

52 - Armon Gilliam (4th)

## Most Assists in a Single Game:

18 - Mark Wade (1st) vs. Indiana (3-28-87)

13 - Mark Wade (3rd) vs. Kansas State (3-14-87)

## Most Total Assists in Tournament:

61 - Mark Wade (1st)

## Most Assists Per Game:

12.20 (61 ast./ 5 games) - Mark Wade (1st)

## Most Total Steals in Tournament:

18 - Mark Wade (1st)

## Team

### Most Total Points in Tournament:

444 (3rd)

### Most Total Field Goals in Tournament:

159 (3rd)

### Most Total Field Goals Attempted in Tournament:

350 (3rd)

### Most 3-Point Field Goals Attempted in a Single Game:

13 (2nd) vs. Indiana (3-28-87)

### Most 3-Point Field Goals in Tournament:

43 (2nd)

### Most 3-Point Field Goals Attempted in a Single Game:

35 (1st) vs. Indiana (3-28-87)

30 (2nd) vs. Iowa (3-22-87)

### Most 3-Point Field Goals Attempted in Tournament:

132 (1st)

### Highest Free Throw Percentage in a Single Game:

.947 (18-19/2nd) vs. Kansas State (3-14-87)

## UNLV'S ALL-TOURNAMENT TEAM MEMBER:

Armon Gilliam

## UNLV'S WEST REGIONAL MOST OUTSTANDING PLAYER:

Armon Gilliam

## UNLV'S ALL-WEST REGIONAL TEAM MEMBER:

Armon Gilliam

## 1988: RECORD (RANKING) VS. OPPONENT (DATE)

### Individual

#### Most Field Goals Attempted in a Single Game:

26 - Gerald Paddio (4th) vs. Iowa (3-20-88)

#### Most 3-Point Field Goals in a Single Game:

8 - Gerald Paddio (1st) vs. Iowa (3-20-88)

#### Most 3-Point Field Goals Attempted in a Single Game:

19 - Gerald Paddio (1st) vs. Iowa (3-20-88)

### Team

#### Most 3-Point Field Goals Attempted in a Single Game:

29 (2nd) vs. Iowa (3-20-88)

#### Most Turnovers Per Game:

19 (38 TO / 2 games) (2nd)

## 1989: RECORD (RANKING) VS. OPPONENT (DATE)

### Individual

#### Most Total Rebounds in Tournament:

41 - Moses Scurry (4th)

### Team

#### Most Total 3-Pt. Field Goals Attempted in Tournament:

73 (3rd)

#### Most Free Throws Attempted in a Single Game:

43 (1st) vs. DePaul (3-18-89)

## UNLV'S ALL-WEST REGIONAL TEAM MEMBER:

David Butler

## 1990: RECORD (RANKING) VS. OPPONENT (DATE)

### Individual

#### Most Total Field Goals in Tournament:

45 - Stacey Augmon (5th)

#### Most Total Field Goals Attempted in Tournament:

78 - Anderson Hunt (5th)

#### Most Total 3-Point Field Goals in Tournament:

15 - Anderson Hunt (4th)

#### Most Total 3-Point Field Goals Attempted in Tournament:

42 - Anderson Hunt (4th)

#### Most Rebounds in a Single Game:

18 - Larry Johnson (2nd) vs. LMU (3-25-90)

#### Most Total Rebounds in Tournament:

75 - Larry Johnson (1st)

48 - Stacey Augmon (4th)

#### Most Rebounds Per Game:

12.50 (75 reb./ 6 games) - Larry Johnson (4th)

#### Most Assists in a Single Game:

13 - Anderson Hunt (1st) vs. LMU (3-25-90)

#### Most Assists in Tournament:

37 - Greg Anthony (2nd)

30 - Anderson Hunt (3rd)

#### Most Total Turnovers in Tournament:

18 - Larry Johnson (4th)

#### Most Blocked Shots in Tournament:

11 - Larry Johnson (1st)

10 - Stacey Augmon (2nd)

#### Most Steals in a Single Game:

6 - Anderson Hunt (1st) vs. LMU (3-25-90)

#### Most Steals in Tournament:

12 - Stacey Augmon (2nd)

### Team

#### Most Total Points in Tournament:

571 (1st)

#### Highest Scoring Average:

95.17 (571 pts./ 6 games) (3rd)

#### Most Field Goals in Single Game:

51 (1st) vs. Loyola Marymount (3-25-90)

#### Most Total Field Goals in Tournament:

217 (1st)

#### Most Total Field Goals Attempted in Tournament:

410 (1st)

#### Highest Field Goal Percentage in Single Game:

.612 (41-67/2nd) vs. Duke (4-2-90)

#### Most Total 3-Point Field Goals in Tournament:

39 (2nd)

#### Most Total 3-Point Field Goals Attempted in Tournament:

102 (2nd)

#### Highest 3-Point Field Goal Percentage in a Single Game:

.667 (10-15/3rd) vs. Georgia Tech (3-31-90)

#### Most Total Free Throws Made in Tournament:

98 (2nd)

#### Most Total Free Throws Attempted in Tournament:

140 (2nd)

#### Most Rebounds in a Single Game:

56 (1st) vs. Loyola Marymount (3-25-90)

51 (2nd) vs. Arkansas-Little Rock (3-15-90)

## Most Assists in a Single Game:

35 (1st) vs. Loyola Marymount (3-25-90)

28 (2nd) vs. Arkansas-Little Rock (3-15-90)

## Most Assists Per Game:

23.33 (140 ast./ 6 games) (1st)

## Most Blocked Shots Per Game:

5.50 (33 blk./ 6 games) (3rd)

## NCAA FINAL FOUR MOST OUTSTANDING PLAYER:

Anderson Hunt

## UNLV'S ALL-TOURNAMENT TEAM MEMBERS:

Stacey Augmon, Anderson Hunt and Larry Johnson

## UNLV'S WEST REGIONAL MOST OUTSTANDING PLAYER:

Stacey Augmon

## UNLV'S ALL-WEST REGIONAL TEAM MEMBERS:

Stacey Augmon, Anderson Hunt and Larry Johnson

## 1991: RECORD (RANKING) VS. OPPONENT (DATE)

### Individual

#### Most Total Points in Tournament:

109 - Larry Johnson (2nd)

#### Most Field Goals in a Single Game:

13 - Larry Johnson (2nd) vs. Seton Hall (3-23-91)

#### Most Total Field Goals in Tournament:

44 - Larry Johnson (1st)

#### Most Total Field Goals Attempted in Tournament:

72 - Larry Johnson (3rd)

#### Highest Field Goal Percentage in a Single Game:

.769 (10-13) - Larry Johnson (5th) vs. Utah (3-21-91)

#### Most Total 3-Point Field Goals in Tournament:

12 - Anderson Hunt (3rd)

#### Most Total 3-Point Field Goals Attempted in Tournament:

38 - Anderson Hunt (2nd)

#### Most Total Rebounds in Tournament:

51 - Larry Johnson (1st)

#### Most Assists in a Single Game:

11 - Greg Anthony (2nd) vs. Seton Hall (3-23-91)

#### Most Total Assists in Tournament:

40 - Greg Anthony (2nd)

#### Most Assists Per Game:

8.00 (40 ast./ 5 games) - Greg Anthony (2nd)

#### Most Blocked Shots in a Single Game:

6 - Elmore Spencer (3rd) vs. Montana (3-15-91)

6 - Elmore Spencer (3rd) vs. Georgetown (3-17-91)

#### Most Total Steals in Tournament:

12 - Larry Johnson (2nd)

### Team

#### Most Total Field Goals Attempted in Tournament:

325 (3rd)

#### Most Total 3-Point Field Goals Attempted in Tournament:

73 (3rd)

#### Most Blocked Shots in a Single Game:

9 (3rd) vs. Montana (3-15-91)

#### Most Blocked Shots Per Game:

5.40 (32 blk./ 5 games) (3rd)

## UNLV'S ALL-TOURNAMENT TEAM MEMBER:

Anderson Hunt

## UNLV'S WEST REGIONAL MOST OUTSTANDING PLAYER:

Larry Johnson

## UNLV'S ALL-WEST REGIONAL TEAM MEMBERS:

Greg Anthony, Stacey Augmon and Larry Johnson



# POSTSEASON NIT SUPERLATIVES

## UNLV'S TOP PERFORMANCES IN NIT GAMES

### Field Goals Made

- 11 Odartey Blankson vs. Boise State (3-17-04)
- 10 Lou Kelly vs. South Carolina (3-19-02)
- 10 Sidney Green vs. Tulane (3-15-82)
- 10 Sidney Green vs. Long Beach State (3-10-80)
- 9 Marcus Banks vs. Hawaii (3-19-03)
- 9 Dexter Boney vs. Southern California (3-17-93)
- 9 Larry Anderson vs. Murray State (3-11-82)
- 9 Michael Johnson vs. Illinois (3-19-80)

### Field Goals Attempted

- 22 Lou Kelly vs. South Carolina (3-19-02)
- 21 Tyrone Nesby vs. Hawaii (3-19-97)
- 19 Dexter Boney vs. Southern California (3-17-93)
- 19 Evric Gray vs. Southern California (3-17-93)
- 18 Sidney Green vs. Tulane (3-15-82)
- 18 Michael Burns vs. Virginia (3-17-80)

### 3-Point Field Goals Made

- 5 Romel Beck vs. South Carolina (3-22-05)
- 5 Tyrone Nesby vs. Hawaii (3-17-97)
- 4 Jerel Blassingame vs. Boise State (3-17-04)
- 3 Joe Darger vs. Kentucky (3-17-09)
- 3 Odartey Blankson vs. Arizona State (3-17-05)
- 3 Ricky Morgan vs. Arizona State (3-17-05)
- 3 Lou Kelly vs. South Carolina (3-19-02)
- 3 Desmond Herod vs. Nebraska (3-10-99)
- 3 Damian Smith vs. Arkansas (3-19-97)
- 2 Has occurred 11 times

### 3-Point Field Goals Attempted

- 10 Romel Beck vs. South Carolina (3-22-05)
- 10 Desmond Herod vs. Nebraska (3-10-99)
- 9 Joe Darger vs. Kentucky (3-17-09)
- 9 Damian Smith vs. Arkansas (3-19-97)
- 9 Tyrone Nesby vs. Hawaii (3-17-97)
- 8 Tyrone Nesby vs. Arkansas (3-19-97)
- 7 Romel Beck vs. Arizona State (3-17-05)
- 7 Romel Beck vs. Boise State (3-17-04)
- 7 Jerel Blassingame vs. Boise State (3-17-04)
- 7 Lou Kelly vs. South Carolina (3-19-02)
- 7 Lou Kelly vs. Arizona State (3-12-02)
- 7 Jermaine Smith vs. Memphis (3-12-97)
- 7 Dexter Boney vs. Southern California (3-17-93)

### Free Throws Made

- 13 Michael Johnson vs. Illinois (3-19-80)
- 9 Dalron Johnson vs. Arizona State (3-12-02)
- 8 Marcus Banks vs. Arizona State (3-12-02)
- 7 Keon Clark vs. Memphis (3-12-97)
- 7 Dedan Thomas vs. Southern California (3-17-93)
- 7 Michael Johnson vs. Washington (3-7-80)
- 6 Has occurred six times

### Free Throws Attempted

- 15 Michael Johnson vs. Illinois (3-19-80)
- 13 Keon Clark vs. Hawaii (3-17-97)
- 10 Marcus Banks vs. Arizona State (3-12-02)
- 10 Dedan Thomas vs. Southern California (3-17-93)
- 9 Dalron Johnson vs. Arizona State (3-12-02)
- 9 Warren Rosegreen vs. Arkansas (3-19-97)
- 9 Dwayne Polee vs. Murray State (3-11-82)

### Free Throw Percentage

- 1.000 (9-9) Dalron Johnson vs. Arizona State (3-12-02)
- 1.000 (7-7) Michael Johnson vs. Washington (3-7-80)
- 1.000 (6-6) Ricky Morgan vs. Arizona State (3-17-05)
- 1.000 (5-5) Dalron Johnson vs. Hawaii (3-19-03)
- 1.000 (5-5) Lou Kelly vs. South Carolina (3-19-02)
- 1.000 (4-4) Jevon Banks vs. Arizona State (3-12-02)
- 1.000 (4-4) Shawn Marion vs. Nebraska (3-10-99)
- 1.000 (4-4) Billy Cunningham vs. St. Peter's (3-13-80)
- 1.000 (3-3) Kendall Wallace vs. Kentucky (3-17-09)
- 1.000 (3-3) Sidney Green vs. Murray State (3-11-82)
- 1.000 (2-2) Has occurred 16 times

### Rebounds

- 17 Keon Clark vs. Arkansas (3-19-97)
- 15 Keon Clark vs. Hawaii (3-17-97)
- 15 Sidney Green vs. Tulane (3-15-82)
- 14 Richard Box vs. Virginia (3-17-80)
- 14 Michael Johnson vs. Washington (3-7-80)
- 13 Sidney Green vs. Long Beach State (3-10-80)

### Assists

- 10 Kevin James vs. Arkansas (3-19-97)
- 10 Dedan Thomas vs. Southern California (3-17-93)
- 10 Danny Tarkanian vs. Murray State (3-11-82)
- 10 Flintie Ray Williams vs. Washington (3-7-80)
- 9 Danny Tarkanian vs. Tulane (3-15-82)
- 9 Michael Burns vs. Washington (3-7-80)

### Turnovers

- 8 Jerel Blassingame vs. Boise State (3-17-04)
- 8 Danny Tarkanian vs. Murray State (3-11-82)
- 7 Marcus Banks vs. Hawaii (3-19-03)
- 7 Michael Johnson vs. Illinois (3-19-80)
- 6 Mark Dickel vs. Nebraska (3-10-99)
- 6 Michael Burns vs. Washington (3-7-80)
- 6 Sidney Green vs. Washington (3-7-80)
- 5 Has occurred seven times

### Steals

- 5 Greedy Daniels vs. Nebraska (3-10-99)
- 4 Michael Burns vs. Washington (3-7-80)
- 3 Wink Adams vs. Kentucky (3-17-09)
- 3 Jerel Blassingame vs. Arizona State (3-17-05)
- 3 Marcus Banks vs. Hawaii (3-19-03)
- 3 Kevin James vs. Memphis (3-12-97)
- 3 Dexter Boney vs. Southern California (3-17-93)
- 3 Sidney Green vs. Murray State (3-11-82)
- 3 Richard Box vs. Virginia (3-17-80)
- 3 Michael Burns vs. Virginia (3-17-80)
- 3 Flintie Ray Williams vs. St. Peter's (3-13-80)

### Blocked Shots

- 4 Dalron Johnson vs. Arizona State (3-12-02)
- 4 Keon Clark vs. Arkansas (3-19-97)
- 4 Keon Clark vs. Memphis (3-12-97)
- 4 Michael Johnson vs. Illinois (3-19-80)
- 3 Keon Clark vs. Hawaii (3-17-97)
- 3 Evric Gray vs. Southern California (3-17-93)

### Points

- 31 Michael Johnson vs. Illinois (3-19-80)
- 28 Lou Kelly vs. South Carolina (3-19-02)
- 26 Odartey Blankson vs. Boise State (3-17-04)
- 26 Dalron Johnson vs. Arizona State (3-12-02)
- 26 Tyrone Nesby vs. Hawaii (3-17-97)
- 23 Marcus Banks vs. Arizona State (3-12-02)
- 23 Keon Clark vs. Memphis (3-12-97)
- 23 Sidney Green vs. Long Beach State (3-10-80)
- 23 Michael Johnson vs. Washington (3-7-80)

# 100-POINT GAMES

## SCORED BY UNLV (222)

### 1960-61 (1)

- UNLV 101, La Verne College 79

### 1962-63 (1)

- UNLV 103, Cal State Los Angeles 96 (OT)

### 1963-64 (3)

- UNLV 110, Los Angeles Pacific 52
- UNLV 104, La Verne College 70
- UNLV 101, Cal State Fullerton 78

### 1964-65 (3)

- UNLV 100, Sacramento State 79 (at Anaheim, Calif.)
- UNLV 100, Cal State Los Angeles 84
- UNLV 100, Westmont College 88

### 1965-66 (4)

- UNLV 110, La Verne College 82 (at Redlands, Calif.)
- at New Mexico Highlands 117, UNLV 102
- UNLV 112, Cal Poly San Luis Obispo 83
- UNLV 108, Southern Utah State 82

### 1966-67 (4)

- UNLV 102, Adams State College 76
- UNLV 103, at Westminster 75
- UNLV 110, Cal State Fullerton 94
- UNLV 100, UC Davis 83 (at San Diego, Calif.)

### 1967-68 (9)

- UNLV 104, Chico State 77
- UNLV 118, Albuquerque 90
- UNLV 108, UNR 80
- UNLV 114, St. Martin's College 107
- UNLV 110, Centenary College 94
- UNLV 114, Southern Utah State 92
- UNLV 105, at Albuquerque 83
- UNLV 117, Northern Arizona 91
- UNLV 109, at Southern Utah State 106

### 1968-69 (12)

- UNLV 103, at Oklahoma 84
- at Oklahoma City 113, UNLV 106
- UNLV 102, Northern Michigan 73
- UNLV 126, Hiram Scott College 116
- UNLV 119, Loyola (New Orleans) 96
- UNLV 101, San Diego State 74
- UNLV 109, Creighton 99
- UNLV 118, Denver 94
- UNLV 115, Portland State 82
- UNLV 125, Southern Utah State 91
- UNLV 121, Northern Arizona 100
- UNLV 118, Albuquerque 105

### 1969-70 (9)

- UNLV 109, Evansville 98
- UNLV 100, UC Santa Barbara 90
- UNLV 108, Oklahoma City 101 (OT)
- UNLV 107, at UNR 91

- UNLV 107, UNR 79
- UNLV 100, Pacific 98
- UNLV 109, San Francisco 98
- UNLV 101, at St. Mary's 96 (OT)
- UNLV 102, Loyola Marymount 89

### 1970-71 (3)

- UNLV 106, Hastings College 74
- UNLV 100, Cal State Los Angeles 79
- UNLV 125, St. Mary's 91

### 1971-72 (4)

- UNLV 102, Northern Michigan 99
- UNLV 101, at Loyola Marymount 84
- UNLV 109, at Seattle 93
- UNLV 108, St. Mary's 80

### 1972-73 (1)

- UNLV 101, UNR 90

### 1973-74 (2)

- UNLV 110, Cal Poly Pomona 61
- UNLV 114, Northern Illinois 92

### 1974-75 (7)

- UNLV 101, Buffalo State 74
- UNLV 100, Santa Clara 79
- UNLV 126, UNR 87
- UNLV 106, St. Mary's 94
- at San Francisco 113, UNLV 103
- UNLV 123, Pepperdine 86

- UNLV 114, Portland State 100

### 1975-76 (23)

- UNLV 118, at Colorado 88
- UNLV 105, Syracuse 83 (at Pittsburgh, Pa.)
- UNLV 122, South Alabama 82
- UNLV 129, UC Irvine 57
- UNLV 116, Old Dominion 90
- UNLV 101, UC Santa Barbara 83
- UNLV 107, Utah 90
- UNLV 116, Houston 92
- UNLV 108, Michigan 94
- UNLV 100, Texas-Pan American 95
- UNLV 111, Cal State Northridge 75
- UNLV 129, Portland State 114
- UNLV 120, at UNR 98
- UNLV 125, UNR 91
- UNLV 139, Northern Arizona 101
- UNLV 107, Seattle 77
- UNLV 118, Pepperdine 101
- UNLV 121, Centenary 92
- UNLV 164, at Hawaii-Hilo 111
- UNLV 114, at Hawaii 99
- UNLV 126, St. Mary's 86
- UNLV 103, Boise State 78 (at Eugene, Ore.)
- Arizona 114, UNLV 109 (OT-at Los Angeles, Calif.)

### 1976-77 (23)

- UNLV 102, at UNR 87
- UNLV 115, Iowa State 80
- UNLV 118, at San Diego State 113
- UNLV 112, North Dakota 81



HISTORY

## 100-POINT GAMES

UNLV 135, Idaho 78  
 UNLV 104, Murray State 77  
 UNLV 100, Oklahoma 89  
 UNLV 109, Eastern Michigan 85  
 UNLV 104, St. Mary's 81  
 UNLV 113, Colorado 91  
 UNLV 121, New Mexico 96  
 UNLV 112, Cal State Northridge 72  
 UNLV 132, Northern Arizona 90  
 UNLV 113, UC Santa Barbara 69  
 UNLV 107, at Bradley 106  
 UNLV 106, Denver 84  
 UNLV 135, Texas-Pan American 106  
 UNLV 112, Portland State 96  
 UNLV 124, Hawaii 84  
 UNLV 117, at Pepperdine 94  
 UNLV 121, San Francisco 95 (at Tucson, Ariz.)  
 UNLV 107, Idaho State 90 (at Provo, Utah)  
 UNLV 106, North Carolina-Charlotte 94  
 (at Atlanta, Ga.)

**1977-78 (6)**  
 UNLV 117, Pepperdine 90  
 UNLV 101, San Diego State 95  
 UNLV 104, Tulsa 103 (2 OT)  
 UNLV 104, Loyola Marymount 84  
 UNLV 101, Northwestern 95  
 UNLV 100, St. Mary's 98 (2 OT)

**1978-79 (6)**  
 UNLV 117, San Francisco 82  
 UNLV 117, Arizona 79  
 UNLV 103, Loyola Marymount 73  
 UNLV 111, Wichita State 89  
 at Idaho State 114, UNLV 112 (2 OT)  
 at New Mexico 110, UNLV 100

**1979-80 (1)**  
 UNLV 107, Loyola Marymount 85

**1980-81 (1)**  
 UNLV 124, UC Irvine 95

**1981-82 (2)**  
 UNLV 104, Texas-Pan American 66  
 UNLV 100, New Mexico 68

**1982-83 (3)**  
 UNLV 101, Long Island 78  
 UNLV 120, Wagner 70  
 UNLV 111, Utah State 78

**1983-84 (5)**  
 UNLV 107, at Hawaii Pacific 58  
 UNLV 103, Long Beach State 66  
 UNLV 105, at San José State 77  
 UNLV 117, Pacific 78  
 UNLV 100, at UC Santa Barbara 68

**1984-85 (2)**  
 UNLV 142, at Utah State 140 (3 OT)  
 UNLV 101, Utah State 83

**1985-86 (3)**  
 UNLV 105, San Diego State 85  
 UNLV 100, Utah State 94 (2 OT)  
 UNLV 106, San José State 80

**1986-87 (12)**  
 UNLV 115, UNR 83  
 UNLV 105, Ohio 81  
 UNLV 103, Old Dominion 83  
 UNLV 104, Navy 79  
 UNLV 114, UC Irvine 72  
 UNLV 117, Utah State 94  
 UNLV 104, Long Beach State 74  
 UNLV 106, Fresno State 58  
 UNLV 114, at UC Irvine 103  
 UNLV 104, at Auburn 85  
 UNLV 113, at Utah State 74  
 UNLV 105, Long Beach State 70  
 (at Inglewood, Calif.)

**1987-88 (6)**  
 UNLV 114, Hawaii-Loa 46  
 (at Honolulu, Hawaii)  
 UNLV 113, Hawaii-Hilo 65  
 (at Honolulu, Hawaii)

UNLV 120, Hawaii-Loa 47  
 (at Honolulu, Hawaii)  
 UNLV 103, Tennessee Tech 76  
 UNLV 102, Wisconsin 65  
 UNLV 103, UC Irvine 68

**1988-89 (6)**  
 UNLV 100, UC Irvine 85  
 UNLV 110, Texas A&M 67  
 UNLV 101, San José State 68  
 UNLV 102, Utah State 80  
 UNLV 104, Long Beach State 74  
 UNLV 102, UC Irvine 82  
 (at Long Beach, Calif.)

**1989-90 (16)**  
 UNLV 102, Loyola Marymount 91  
 UNLV 101, California 81  
 UNLV 101, Arkansas 93  
 UNLV 100, at San José State 80  
 UNLV 103, UC Irvine 67  
 at Louisiana State 107, UNLV 105  
 UNLV 124, Utah State 90  
 UNLV 105, San José State 69  
 UNLV 116, Pacific 76  
 UNLV 100, Oklahoma State 84  
 UNLV 109, New Mexico State 86  
 UNLV 103, at Cal State Fullerton 85  
 UNLV 115, Cal State Fullerton 93  
 (at Long Beach, Calif.)  
 UNLV 102, Arkansas-Little Rock 72  
 (at Salt Lake City, Utah)  
 UNLV 131, Loyola Marymount 101  
 (at Oakland, Calif.)  
 UNLV 103, Duke 73 (at Denver, Colo.)

**1990-91 (14)**  
 UNLV 109, Alabama-Birmingham 68  
 (at Vancouver, B.C.)  
 UNLV 131, at UNR 81  
 UNLV 101, Florida State 69  
 UNLV 124, Utah State 93  
 UNLV 117, at Fresno State 91  
 UNLV 117, at UC Irvine 76  
 UNLV 114, Long Beach State 63  
 UNLV 126, at Utah State 83  
 UNLV 115, Rutgers 73  
 UNLV 113, Fresno State 64  
 UNLV 112, at Arkansas 105  
 UNLV 122, at Long Beach State 75  
 UNLV 114, UC Irvine 86  
 UNLV 104, at Cal State Fullerton 83

**1991-92 (1)**  
 UNLV 100, Lamar 75

**1992-93 (5)**  
 UNLV 115, UC Irvine 97  
 UNLV 101, Missouri 84  
 UNLV 110, at UNR 95  
 UNLV 100, UNR 93  
 UNLV 104, Utah State 86 (at Long Beach, Calif.)

**1993-94 (1)**  
 UNLV 101, at UC Irvine 79

**1994-95 (1)**  
 UNLV 103, at Central Florida 90 (OT)

**1998-99 (1)**  
 UNLV 103, Sacred Heart 56

**1999-00 (1)**  
 UNLV 104, Cal Poly SLO 82

**2000-01 (3)**  
 UNLV 101, Alaska-Anchorage 71  
 UNLV 106, Chicago State 71  
 UNLV 106, Wyoming 102

**2001-02 (2)**  
 UNLV 101, Tennessee State 83  
 UNLV 120, New Mexico 117 (2OT)

**2002-03 (1)**  
 UNLV 101, UT Martin 78

**2005-06 (1)**  
 UNLV 108, Long Beach State 73

**2006-07 (1)**  
 UNLV 103, Norfolk State 56

**2011-12 (2)**  
 UNLV 124, Central Arkansas 75  
 UNLV 101, TCU 78

**2014-15 (1)**  
 UNLV 113, Saint Katherine 53

**2015-16 (6)**  
 UNLV 107, New Mexico Highlands 45  
 UNLV 103, South Dakota 68  
 UNLV 100, Air Force 64  
 at Fresno State 111, UNLV 104 (2OT)  
 UNLV 102, UNR 91 (OT)  
 UNLV 108, Air Force 102 (3OT)

**2016-17 (1)**  
 UNLV 110, Northern Arizona 71

**2017-18 (2)**  
 UNLV 108, Florida A&M 66  
 UNLV 101, Southern Utah 82

## SCORED AGAINST UNLV (66)

**1959-60 (1)**  
 Fullerton JC 113, UNLV 67

**1960-61 (1)**  
 at Cal State Fullerton 109, UNLV 88

**1962-63 (1)**  
 at Cal State Los Angeles 104, UNLV 72

**1965-66 (3)**  
 Idaho State 101, UNLV 90  
 at Northern Arizona 103, UNLV 93  
 at New Mexico Highlands 117, UNLV 102

**1966-67 (2)**  
 at Idaho State 109, UNLV 89  
 Houston 103, UNLV 83

**1967-68 (3)**  
 at Wyoming 120, UNLV 87  
 UNLV 114, St. Martin's College 107  
 UNLV 109, at Southern Utah 106

**1968-69 (6)**  
 at Oklahoma City 113, UNLV 106  
 UNLV 126, Hiram Scott College 116  
 UNLV 121, Northern Arizona 100  
 at Houston 118, UNLV 97  
 at Long Beach State 111, UNLV 82  
 UNLV 118, Albuquerque 105

**1969-70 (4)**  
 Oklahoma 101, UNLV 94  
 UNLV 108, Oklahoma City 101 (OT)  
 at Santa Clara 121, UNLV 84  
 at Pacific 110, UNLV 78

**1970-71 (1)**  
 at Houston 130, UNLV 73

**1971-72 (2)**  
 at Pacific 111, UNLV 82  
 Seattle 101, UNLV 87

**1972-73 (4)**  
 Southwestern Louisiana 102, UNLV 92  
 at Loyola Marymount 108, UNLV 93  
 at Houston 104, UNLV 94  
 at Seattle 100, UNLV 86

**1974-75 (2)**  
 at San Francisco 113, UNLV 103  
 UNLV 114, Portland State 100

**1975-76 (5)**  
 UNLV 129, Portland State 114  
 UNLV 139, Northern Arizona 101  
 UNLV 118, Pepperdine 101  
 UNLV 164, at Hawaii-Hilo 111  
 Arizona 114, UNLV 109  
 (OT-at Los Angeles, Calif.)

**1976-77 (3)**  
 UNLV 118, at San Diego State 113  
 UNLV 107, at Bradley 106  
 UNLV 135, Texas-Pan American 106

**1977-78 (3)**  
 UNLV 104, Tulsa 103 (2 OT)  
 New Mexico 102, UNLV 98  
 at Arizona 114, UNLV 89

**1978-79 (5)**  
 Texas A&M 101, UNLV 99  
 (at San Francisco, Calif.)  
 at Utah 103, UNLV 97  
 New Mexico 102, UNLV 99  
 at Idaho State 114, UNLV 112 (2 OT)  
 at New Mexico 110, UNLV 100

**1980-81 (1)**  
 Long Beach State 104, UNLV 77 (at Anaheim, Calif.)

**1984-85 (1)**  
 UNLV 142, at Utah State 140 (3 OT)

**1986-87 (1)**  
 UNLV 114, at UC Irvine 103

**1987-88 (1)**  
 Iowa 104, UNLV 86 (at Los Angeles, Calif.)

**1989-90 (2)**  
 at Louisiana State 107, UNLV 105  
 UNLV 131, Loyola Marymount 101  
 (at Oakland, Calif.)

**1990-91 (1)**  
 UNLV 112, at Arkansas 105

**1992-93 (1)**  
 at Long Beach State 101, UNLV 94

**1993-94 (1)**  
 at UCLA 108, UNLV 83

**1999-00 (3)**  
 North Carolina 102, UNLV 78  
 (at Charlotte, N.C.)  
 at Cincinnati 106, UNLV 66  
 at Wyoming 109, UNLV 98

**2000-01 (1)**  
 UNLV 106, Wyoming 102

**2001-02 (1)**  
 UNLV 120, New Mexico 117 (2OT)

**2011-12 (1)**  
 at TCU 102, UNLV 97 (OT)

**2015-16 (2)**  
 at Fresno State 111, UNLV 104 (2OT)  
 UNLV 108, Air Force 102 (3OT)

**2016-17 (1)**  
 at UNR 104, UNLV 77

**2017-18 (1)**  
 UNR 101, UNLV 75

**2018-19 (1)**  
 at Air Force 106, UNLV 88



# THROUGH THE YEARS

The UNLV Runnin' Rebel basketball program has made its mark in history. The following are key facts about a program that began play in 1958 and quickly made a name for itself in the desert.

**1958-59** – The team's inaugural season under the school's first basketball coach and athletic director, Michael Drakulich. NSU played its home games at Dula Memorial Center (located at Las Vegas Blvd. and Bonanza Road).

**1960-61** – Shortly into the season, the Rebels had their first on-campus home, the 2,000-seat NSU Gym. The Gym is now the Marjorie Barrick Museum with the basketball hardwood still used as the floor in the museum.

**1962-63** – The Rebels posted their first-ever 20-win season with an overall mark of 21-4.

**1963-64** – Ed Gregory was named the second head coach in program history. He compiled a two-year record of 40-15. UNLV played two home games in the 6,380-seat Las Vegas Convention Center. The team played a few more during the 1964-65 season.

**1965-66** – Rolland Todd was named head coach and would serve five seasons. He led the Rebels to three straight NCAA playoff appearances. During his tenure, Nevada Southern University became known as UNLV, and the Rebels joined the West Coast Athletic Conference for the 1969-70 season.

**1966-67** – The Rebels began playing all of their home games in the rotunda of the Las Vegas Convention Center.

**Feb. 12, 1967** – Elburt Miller scored 55 points against Portland to set the UNLV individual single-game scoring record.

**1970-71** – John Bayer served as head coach for the next three seasons.

**Feb. 23, 1973** – Jimmie Baker pulled down 26 rebounds against San Francisco to set the UNLV individual single-game rebounding record.

**1973-74** – The Jerry Tarkanian era began. Tark was hired as head coach on March 23, 1973, and in 19 seasons compiled an amazing 509-105 record (.829). He put the "Runnin'" in Rebels and led the program to postseason play 14 times, including a run of nine consecutive NCAA Tournament appearances (1983-91) with four final fours. UNLV won its first-ever National Championship in 1990 and appeared in back-to-back Final Fours ('89-90, '90-91).

**1976-77** – UNLV's first-ever Final Four appearance in the Omni in Atlanta, Ga. North Carolina defeated UNLV 84-83 in a heart-breaking loss for Rebel fans.

**1977 NBA Draft** – A UNLV-record six players are drafted in one year (Glen Gondrezick, Larry Moffett, Eddie Owens, Robert Smith, Sam Smith, Lewis Brown).

**Feb. 19, 1983** – UNLV's last home game in the Las Vegas Convention Center. UNLV defeated Utah State, 111-78.

**Nov. 26, 1983** – UNLV's first regular season game in the 18,500-seat Thomas & Mack Center. UNLV defeated UNR 92-71.

**1986-87** – The Runnin' Rebels compiled a school-record 37 wins and advanced to their second Final Four in school history at the Louisiana SuperDome.

**1989-90** – The Runnin' Rebels advanced to their third Final Four in school history at Denver's McNichols Arena.

**April 2, 1990** – UNLV wins the national championship with the most lopsided score ever for a national title game – UNLV 103, Duke 73.

**1990-91** – UNLV was ranked No. 1 throughout the season and looked for back-to-back NCAA Championships. The Runnin' Rebels were 34-0 when they were upset by Duke, 79-77, in the national semi-final game on March 30, 1991.

**1991 NBA Draft** – A UNLV-record three players are drafted in the first round (No. 1 Larry Johnson, No. 9 Stacey Augmon and No. 12 Greg Anthony) in one year.

**1991-92** – Jerry Tarkanian coaches his final season at UNLV. The team was not eligible for postseason play. UNLV won its final 23 games to finish 26-2.

**March 3, 1992** – Tark coaches his final game at the Thomas & Mack Center as a UNLV head coach. UNLV defeated Utah State, 65-53.

**April 1, 1992** – Rollie Massimino was named head coach. He served two seasons (1992-94).

**Oct. 22, 1994** – Tim Grgurich, long time assistant coach under Jerry Tarkanian, was named the seventh head coach in UNLV history. He would coach only seven games (2-5 record) and resigned on March 3, 1995 because of health reasons. Howie Landa (7 games) and Cleveland Edwards (14 games) served as interim head coaches.

**March 30, 1995 to Dec. 12, 2000** – Bill Bayno was the 10th head coach in UNLV history. Bayno led four straight UNLV teams to the postseason (1998 and 2000 NCAA Tournament and 1997 and 1999 NIT).

**Dec. 12, 2000** – March 29, 2001 – Max Good was elevated from assistant coach to head coach for the remainder of the 2000-01 season.

**March 29, 2001** – Charlie Spoonhour was named the 12th head coach in UNLV Runnin' Rebel history. UNLV advanced to the second round of the NIT in his first season and lost in the NIT's first round in his second. Spoonhour stepped down after 21 games into his third season citing health issues. His son, Jay, who was an assistant, led the team the rest of the year. Jay led the team to the MW Tournament's championship game and earned a NIT bid for the third straight season.

**March 15, 2004** – Lon Kruger was hired as the 14th head coach in UNLV men's basketball history (the 10th full-time head coach). His first Runnin' Rebel team (2004-05) advanced to the second round of the NIT, marking the program's fourth straight trip to the postseason.

**2006-07** – In Kruger's third season, the Runnin' Rebels won the Mountain West Tournament Championship, finished with a 30-7 overall record and made a NCAA Tournament Sweet 16 appearance - the program's first in 16 years. UNLV was ranked 14th in the nation in the final edition of the 2006-07 Coaches' Poll and 19th in the Associated Press Poll.

**2007-08** – The Runnin' Rebels became the first Mountain West school to repeat as conference tournament champions and advanced to the NCAA Tournament's second round, losing to eventual national champion Kansas. UNLV won games in back to back NCAA Tournaments for the first time since 1990 and 1991 and Kruger earned the league's Coach of the Year award.

**March 3, 2010** – Plans were announced to construct a new state-of-the-art basketball practice facility right next to the Thomas & Mack Center. The building is called the Mendenhall Center and opened during the 2011-12 season.

**2010-11** – After the 2010-11 season was complete, Kruger left UNLV to take the head coaching job at Oklahoma. He led UNLV to four NCAA Tournament appearances over his last five years.

**April 10, 2011** – Former Runnin' Rebel player and assistant coach Dave Rice was hired as the 15th head coach in UNLV men's basketball history (the 11 full-time head coach). Rice played for Coach Tarkanian from 1989-91, playing in two Final Fours and winning the 1990 National Championship. He became the first former player to become head coach of the program.

**June 27, 2013** – Anthony Bennett was selected No. 1 overall in the 2013 NBA Draft, becoming the second UNLV player to be the top selection (Larry Johnson in 1991 was the other). UNLV became only the 16th school to ever have multiple No. 1 draft choices and was just the third to have two No. 1 picks from 1991-2013. Only one school ever had three No. 1 draft picks.

**Sept. 8, 2013** – Legendary former head coach Jerry Tarkanian was enshrined in the Naismith Basketball Hall of Fame in Springfield, Mass. He became the first person from UNLV (player or coach) to be inducted into the Basketball Hall of Fame, then on Oct. 30, 2013, a statue was dedicated in his honor outside the Thomas & Mack Center.

**2014-15** – Coach Tarkanian passed away on Feb. 11, 2015. The Runnin' Rebels wore a special patch on their uniforms in his honor during the remainder of the season and as a memorial tribute, the lights on the famous Las Vegas Strip were dimmed in his honor for roughly three minutes.

**Jan. 10, 2016** – Dave Rice resigned as head coach of the Runnin' Rebels on Jan. 10, 2016. Rice led the program to 98 wins in his four-plus years leading the team. He ranks third in head-coaching victories in program history. Rice led the team to back-to-back NCAA Tournament appearances in 2012 and 2013, including the program's highest seed in 22 years. He also led the Runnin' Rebels to wins over 10 ranked teams, including No. 1 North Carolina in 2011 and No. 3 Arizona in 2014. Todd Simon, who was an associate head coach with the program, served as its interim head coach for the rest of the season.

**April 8, 2016** – Chris Beard was officially hired as UNLV men's basketball's head coach on April 8, 2016. A week later, he left to be head coach at Texas Tech.

**April 22, 2016** – Marvin Menzies was officially hired as the 13th full-time head coach in the history of Runnin' Rebel basketball. A former UNLV assistant under Lon Kruger in 2004-05, Menzies returned to Las Vegas after nine years as head coach at New Mexico State. In his three years leading UNLV, the Runnin' Rebels went 48-48 (.500).

**March 27, 2019** – T.J. Otzelberger was named the 14th full-time head coach in the history of UNLV men's basketball. He came to Las Vegas from South Dakota State where he led the Jackrabbits to two NCAA Tournaments and one NIT appearance in his three years at the helm.

**2019-20** – In his first season at the helm of the program, Otzelberger guided the Runnin' Rebels to a tie for second place in the Mountain West, which marked their best league finish in 12 years. UNLV also sent shockwaves through the college basketball world with its victory at then-No. 4 and previously undefeated San Diego State, which was the Runnin' Rebels' best true road win since 1991 (a span of 29 seasons).



HISTORY



1968-77



1982-87



1988-95



1996-98



1999-Present



1958-59 (5-13)

**Coach: Michael "Chub" Drakulich**

D 5	SOUTHERN UTAH STATE	L	52- 57
D 6	SOUTHERN UTAH STATE	L	41- 61
D 12	at Snow College	L	62- 77
D 13	at Snow College	L	64- 70
D 19	DIXIE JC	L	50- 93
D 20	DIXIE JC	L	46- 69
J 2	at Southern Utah State	L	46- 61
J 3	at Southern Utah State	L	51- 88
J 10	DIXIE JC	L	43- 56
J 14	at Nellis AFB	W	52- 47
J 17	ANTELOPE VALLEY JC	L	70- 83
J 30	LONG BEACH NAVY	W	87- 77
J 31	LONG BEACH NAVY	W	79- 59
F 6	at Long Beach Navy	L	55- 69
F 7	at Compton JC	L	62- 76
F 14	at Dixie JC	L	74- 84
F 20	UNR FROSH	W	74- 56
F 21	UNR FROSH	W	84- 50

1959-60 (13-8)

**Coach: Michael "Chub" Drakulich**

D 4	SOUTHERN UTAH STATE	L	55- 56
D 5	MESA JC	W	80- 61
D 9	WEBER STATE	L	47- 76
D 11	SNOW COLLEGE	W	60- 55
D 12	SNOW COLLEGE	L	70- 74
D 18	at Dixie JC	W	60- 56
D 19	DIXIE JC	W	62- 54
D 28	at Southern Utah State	L	61- 75
D 29	at Southern Utah State	L	57- 75
D 30	PHOENIX COLLEGE	W	83- 78
J 6	COMPTON JC	W	74- 65
J 8	SAN BERNARDINO JC	W	69- 57
J 15	HILL AFB	W	82- 73
J 29	at Long Beach Navy	W	79- 72
J 30	LONG BEACH NAVY (OT)	W	68- 67
F 5	UC RIVERSIDE	W	66- 57
F 6	CLAREMONT COLLEGE	W	68- 57
F 13	FULLERTON JC	L	67- 113
F 19	at UC Riverside	L	52- 69
F 20	at Claremont College (OT)	W	80- 77
	at San Bernardino JC	L	65- 73

1960-61 (13-12)

**Coach: Michael "Chub" Drakulich**

D 2	LONG BEACH NAVY	L	67- 68
D 3	LONG BEACH NAVY	W	79- 49
D 9	at Northern Arizona	L	49- 64
D 10	at Grand Canyon College	L	61- 83
D 16	LA VERNE COLLEGE	W	101- 79
D 19	NORTHERN ARIZONA	W	60- 55
D 20	at Upland College	W	92- 63
D 21	at Pomona College	W	76- 66
D 29	CAL POLY	W	74- 70
D 30	CAL POLY	L	65- 67
J 6	at U.S. International	L	68- 75
J 7	at San Diego	L	66- 71
J 13	SAN DIEGO NAVY	W	79- 78
J 14	SAN DIEGO NAVY	L	58- 60
J 20	UPLAND COLLEGE	W	58- 45
J 27	SAN DIEGO	L	66- 71
F 3	UC RIVERSIDE	W	84- 49
F 4	CLAREMONT COLLEGE	W	70- 54
F 10	CAL POLY POMONA	L	77- 81
F 11	CAL POLY POMONA	W	87- 74
F 17	at UC Riverside	W	72- 60
F 18	at Claremont College (2OT)	L	79- 83
F 24	San Fernando Valley (1) (OT)	W	92- 91
F 25	Cal Poly Pomona (1) (OT)	L	64- 70
F 27	Cal State Fullerton (1)	L	88- 109

(1) Cal Poly Pomona Tournament, Pomona, Calif.

1961-62 (16-8)

**Coach: Michael "Chub" Drakulich**

D 1	LONG BEACH NAVY	W	79- 55
D 2	LONG BEACH NAVY	W	76- 54
D 8	at Northern Arizona	L	56- 87
D 9	at Grand Canyon College	L	68- 75
D 15	BIOLA COLLEGE	W	84- 63
D 16	LA VERNE COLLEGE	W	77- 72
D 18	NORTHERN ARIZONA	L	64- 65
D 20	at San Diego	L	75- 76
D 21	POMONA COLLEGE	W	88- 66
D 28	CAL POLY POMONA (1)	L	80- 85
D 29	U.S. INTERNATIONAL (1)	W	57- 49
J 5	SAN DIEGO	W	77- 49
J 6	GRAND CANYON COLL.	W	43- 42
J 12	CAL STATE NORTHBRIDGE	W	81- 59
J 13	CAL STATE NORTHBRIDGE	W	66- 59
J 22	at UNR	L	51- 71

J 23	at UNR	L	69- 81
J 29	at La Verne College	W	85- 65
F 2	UC RIVERSIDE	W	63- 43
F 9	U.S. International (2) (OT)	W	58- 57
F 10	at Cal Poly Pomona (2)	L	58- 78
F 16	at Claremont College	W	71- 63
F 17	at UC Riverside	W	54- 48
F 24	CLAREMONT COLLEGE	W	66- 56

(1) Las Vegas Holiday Classic, Las Vegas  
(2) Cal Poly Pomona Tournament, Pomona, Calif.

1962-63 (21-4)

**Coach: Michael "Chub" Drakulich**

N 30	LONG BEACH NAVY	W	87- 78
D 1	LONG BEACH NAVY	W	71- 51
D 7	McCLELLAN AFB	W	74- 48
D 8	GRAND CANYON COLL.	W	75- 64
D 15	LA VERNE COLLEGE	W	89- 65
D 18	UNR	W	62- 50
D 19	UNR	W	64- 54
D 21	POMONA COLLEGE	W	81- 63
D 27	WHITTIER COLLEGE (1)	L	68- 72
D 28	U.S. INTERNAT'L (1) (OT)	W	65- 57
J 4	at Northern Arizona	W	85- 73
J 5	at Grand Canyon College	L	64- 79
J 11	SAN DIEGO NAVY	W	86- 70
J 12	SAN DIEGO NAVY	W	89- 82
J 19	FORT LEWIS COLLEGE	W	93- 84
J 21	WESTMINSTER	W	82- 74
J 25	at La Verne College	W	63- 62
J 26	at Claremont College	W	84- 66
J 29	CAL ST. LOS ANGELES (OT)	W	103- 96
F 1	UC RIVERSIDE	W	82- 68
F 2	at Cal State Los Angeles	L	72- 104
F 8	CLAREMONT COLLEGE	W	81- 64
F 11	NORTHERN ARIZONA	W	86- 79
F 15	at UC Riverside	W	82- 68
F 16	at U.S. International	W	82- 68

(1) Las Vegas Holiday Classic, Las Vegas

1963-64 (19-7)

**Coach: Ed Gregory**

D 2	SAN DIEGO NAVY	W	66- 54
D 4	at Southern Utah State	W	74- 61
D 7	CAL ST. LOS ANGELES	W	90- 77
D 13	LOS ANGELES PACIFIC	W	110- 52
D 16	UNR	W	95- 68
D 19	Chapman College (1)	W	80- 67
D 20	Cal Poly Pomona (1)	L	85- 96
D 21	Seattle Pacific (1)	W	64- 63
D 27	OCCIDENTAL COLL. (2)	W	76- 63
D 28	U.S. INTERNATIONAL (2)	L	41- 44
J 4	LA VERNE COLLEGE	W	104- 70
J 10	at Cal Lutheran	W	93- 69
J 11	at La Verne College	W	80- 78
J 20	WESTMINSTER (OT)	L	82- 84
J 24	San Diego (3)	W	70- 65
J 25	at Cal Poly Pomona (3)	L	66- 79
J 27	at UNR	L	70- 83
F 1	CAL STATE FULLERTON	W	101- 78
F 3	at Northern Arizona	L	84- 97
F 7	UC RIVERSIDE	W	74- 63
F 8	SOUTHERN UTAH STATE	W	77- 66
F 14	at UC Riverside	W	70- 62
F 15	at U.S. International	L	79- 87
F 17	NORTHERN ARIZONA	W	98- 83
F 21	CAL LUTHERAN	W	81- 64
F 22	CAL POLY POMONA	W	68- 61

(1) Kris Kringle Kage Klassic, Anaheim, Calif.  
(2) Las Vegas Holiday Classic, Las Vegas  
(3) Cal Poly Pomona Tournament, Pomona, Calif.

1964-65 (21-8)

**Coach: Ed Gregory**

D 1	SAN DIEGO NAVY	W	98- 83
D 4	at Cal State Los Angeles	L	81- 86
D 12	UNR	W	78- 68
D 14	NORTHERN ARIZONA	W	75- 60
D 19	GREENVILLE COLLEGE	W	68- 65
D 21	Cal Poly Pomona (1)	W	73- 68
D 22	Long Beach State (1)	L	80- 82
D 23	Sacramento State (1)	W	100- 79
D 29	W. WASHINGTON (2)	W	87- 61
D 30	U.S. INTERNATIONAL (2)	W	64- 57
J 4	at UNR	L	78- 86
J 8	at Cal Lutheran	W	97- 80
J 9	at UC Riverside	W	79- 63
J 13	SAN DIEGO MARINE	W	71- 69



**Michael Drakulich (1958-63)**

Michael Drakulich was UNLV's first basketball coach as well as athletic director. The first Rebel team of 1958-59 posted a 5-13 record. In five seasons, he led the team to a 68-45 record including a 21-4 mark in his final season as head coach. Drakulich coached several programs at UNLV including baseball and spent 19 seasons as the Rebel golf coach. He was chosen a charter member of the UNLV Athletics Hall of Fame in 1987.

Years	Seasons	W	L	PCT
1958-63	5	68	45	.602

J 23	SOUTHERN UTAH STATE	W	95- 68
J 28	at Cal Poly Pomona	L	61- 79
J 30	at Westmont College	W	88- 86
F 2	at Southern Utah State	W	97- 84
F 5	CAL ST. LOS ANGELES	W	100- 84
F 6	MONTANA STATE	L	71- 89
F 12	EASTERN NEW MEXICO	W	87- 66
F 13	UC RIVERSIDE	W	93- 64
F 15	ST. JOSEPH'S (NM)	W	57- 53
F 19	CAL LUTHERAN	W	79- 69
F 20	WESTMONT COLLEGE	W	100- 88
F 22	at Northern Arizona	L	75- 89
F 27	CAL POLY POMONA	W	61- 56
M 5	Fresno State (3)	L	61- 74
M 6	San Francisco State (3)	L	78- 85

(1) Kris Kringle Kage Klassic, Anaheim, Calif.  
(2) Las Vegas Holiday Classic, Las Vegas  
(3) NCAA College Division Regional, Seattle, Wash.

1965-66 (15-11)

**Coach: Roland Todd**

D 2	La Verne College (1)	W	110- 82
D 3	at Redlands (1)	L	75- 85
D 4	Pasadena City College (1)	W	85- 84
D 10	BAYLOR	L	74- 75
D 11	IDAHO STATE	L	90- 101
D 15	at Northern Arizona	L	93- 103
D 17	ROCKHURST	W	84- 79
D 22	GONZAGA	W	78- 74
D 27	U.S. INTERNATIONAL (2)	W	82- 66
D 28	ALBUQUERQUE (2)	L	61- 65
J 4	CAL POLY POMONA	W	87- 79
J 7	at U.S. International	W	58- 52
J 8	at San Diego State	L	62- 91
J 10	UNR	L	70- 74
J 14	at Southern Utah State	W	99- 96
J 26	at New Mexico Highlands	L	102- 117
J 28	at Albuquerque	L	73- 87
F 4	CAL POLY	W	112- 83
F 5	WISCONSIN-MILWAUKEE	W	68- 67
F 8	at UNR	L	73- 78
F 11	WESTMINSTER	W	79- 73
F 14	NEW MEXICO HIGHLANDS	W	95- 86
F 16	SOUTHERN UTAH STATE	W	108- 82
F 19	WESTMONT COLLEGE	W	91- 79
F 21	NORTHERN ARIZONA	W	84- 70
F 26	at Cal Poly Pomona	L	65- 68

(1) Redlands Tournament, Redlands, Calif.  
(2) Las Vegas Holiday Classic, Las Vegas

1966-67 (21-6)



**Ed Gregory (1963-65)**

**Coach: Roland Todd**

D 1	UC IRVINE (2OT)	W	75- 65
D 5	at Idaho State	L	89- 109
D 10	NORTHERN ARIZONA	W	85- 81
D 12	ADAMS STATE COLLEGE	W	102- 76
D 16	at Westminister (1)	W	103- 75
D 17	at Southern Utah State (1)	W	74- 70
D 21	WYOMING	W	91- 74
D 27	IDAHO STATE (2)	W	98- 79
D 28	FRESNO STATE (2)	W	81- 68
J 4	CREIGHTON	L	70- 71
J 6	at Cal Poly Pomona	W	80- 67
J 13	vs. Cal St. Fullerton (3)	W	110- 94
J 14	vs. Southern Utah State (3)	W	92- 74
J 21	at UNR	W	73- 58
J 23	HAWAII	W	76- 71
J 31	HOUSTON	L	83- 103
F 3	SAN DIEGO STATE	W	68- 64
F 6	at Fresno State	L	69- 92
F 10	UC IRVINE	W	87- 77
F 12	at Portland	W	85- 74
F 13	at Portland	W	87- 56
F 18	at Southern Utah State	W	93- 75
F 25	at Northern Arizona	L	70- 93
M 1	UNR	W	84- 53
M 10	UC Davis (4)	W	100- 83
M 11	at San Diego State (4)	L	71- 88

(1) Southern Utah Tournament, Cedar City, Utah  
(2) Nevada Southern Invitational, Las Vegas  
(3) NCAA College Division Regional, San Diego, Calif.

1967-68 (22-7)

**Coach: Roland Todd**

D 1	at Denver	L	84- 95
D 2	at Wyoming	L	87- 120
D 5	CHICO STATE	W	104- 77
D 11	ALBUQUERQUE	W	118- 90
D 14	UNR	W	108- 80
D 16	at Cal State Los Angeles	W	90- 85
D 19	HAWAII	W	97- 86
D 22	NORTH TEXAS	W	99- 80
D 23	HOUSTON	L	85- 94
D 27	LOYOLA MARYMOUNT (1)	W	87- 77
D 28	PACIFIC (1) (OT)	W	93- 91
J 4	OKLAHOMA CITY	W	96- 92
J 7	ST MARTIN'S COLLEGE	W	114- 107
J 11	at Northern Arizona	L	81- 93
J 15	CENTENARY COLLEGE	W	110- 94
J 22	SOUTHERN UTAH STATE	W	114- 92

Ed Gregory had a successful two-year coaching career with the Rebels. He compiled a 40-15 record, including UNLV's first-ever national ranking and a bid to the NCAA playoffs during the 1964-65 season. Nevada Southern University traveled to Seattle for postseason play where it lost to Fresno State and San Francisco State.

Years	Seasons	W	L	PCT
1963-65	2	40	15	.727

RECORDS



# YEAR-BY-YEAR RESULTS

J 27 at UNR	W 90- 88
J 29 at Albuquerque	W 105- 83
F 3 UC IRVINE	W 98- 94
F 5 NORTHERN ARIZONA	W 117- 91
F 12 at Southern Utah State	W 109-106
F 16 at San Diego	W 87- 83
F 17 at UC Irvine (OT)	L 81- 82
F 23 at Hawaii	L 68- 80
F 24 at Hawaii	W 77- 74
M 4 HIRAM SCOTT COLLEGE	W 95- 87
M 8 UC Davis (2)	W 96- 91
M 9 UC Irvine (2)	W 79- 74
M 13 Indiana State (3)	L 75- 94

- (1) Las Vegas Holiday Classic, Las Vegas
- (2) NCAA College Division Regional, San Diego, Calif.
- (3) NCAA College Division Quarterfinals, Evansville, Ind.

### 1968-69 (21-7)

**Coach: Rolland Todd**

N 30 HASTINGS COLLEGE	W 93- 72
D 6 at Oklahoma	W 103- 84
D 7 at Oklahoma City	L 106-113
D 13 SOUTHWEST LOUISIANA	L 82- 84
D 16 NORTHERN MICHIGAN	W 102- 73
D 20 HIRAM SCOTT COLLEGE	W 126-116
D 23 LOYOLA (NEW ORLEANS)	W 119- 96
D 27 SAN DIEGO STATE (1)	W 101- 74
D 28 SOUTHERN ILLINOIS (1)	L 82- 85
D 30 TCU	W 99- 97
J 2 CREIGHTON	W 109- 99
J 4 DENVER	W 118- 94
J 11 PORTLAND STATE	W 115- 82
J 13 SOUTHERN UTAH STATE	W 125- 91
J 21 at Southern Utah State	W 98- 96
J 25 at UNR	W 96- 95
J 31 NORTHERN ARIZONA	W 121-100
F 1 LONG BEACH STATE (OT)	W 91- 86
F 6 at Houston	L 97-118
F 8 at Loyola (New Orleans)	W 90- 86
F 10 at Centenary College	L 79- 91
F 15 SAN DIEGO	W 99- 76
F 18 UNR	W 95- 84
F 24 at Northern Arizona	W 87- 76
F 28 at Long Beach State	L 82-111
M 2 ALBUQUERQUE	W 118-105
M 7 UC DAVIS (2)	W 84- 81
M 8 SAN FRANCISCO ST. (2)	L 74- 77

- (1) Las Vegas Holiday Classic, Las Vegas
- (2) NCAA College Division Regional, Las Vegas

### 1969-70 (17-9/9-5 WCAC)

**Coach: Rolland Todd**

D 3 STETSON	W 95- 92
D 6 OKLAHOMA	L 94-101
D 8 EVANSVILLE	W 109- 98
D 10 LONG BEACH STATE	W 86- 82

D 17 NORTHWEST MISSOURI	W 97- 70
D 20 at Tulsa	W 90- 89
D 22 at North Texas	L 91- 98
D 29 UC SANTA BARBARA (1)	W 100- 90
D 30 SANTA CLARA (1)	L 77- 93
J 2 OKLAHOMA CITY (OT)	W 108-101
J 5 CENTENARY	W 84- 71
J 8 at Santa Clara*	L 84-121
J 10 at San Francisco*	L 67- 76
J 20 at Pepperdine*	L 73- 83
J 24 at UNR*	W 107- 91
J 31 UNR*	W 107- 79
F 5 ST. MARY'S*	W 81- 67
F 7 PACIFIC*	W 100- 98
F 13 PEPPERDINE*	W 86- 82
F 14 at Loyola Marymount*	L 71- 92
F 19 SANTA CLARA*	W 72- 70
F 21 SAN FRANCISCO*	W 109- 98
F 26 at St. Mary's* (OT)	W 101- 96
F 28 at Pacific*	L 78-110
M 3 at Long Beach State	L 90- 94
M 7 LOYOLA MARYMOUNT*	W 102- 89

- \* West Coast Athletic Conference games
- (1) Las Vegas Holiday Classic, Las Vegas

### 1970-71 (16-10/9-5 WCAC)

**Coach: John Bayer**

D 1 HASTINGS COLLEGE	W 106- 74
D 3 at Oklahoma City	L 72- 76
D 5 at Evansville	W 87- 82
D 7 at Centenary	W 79- 71
D 17 IDAHO STATE	W 99- 77
D 21 OKLAHOMA CITY	W 92- 74
D 23 CAL ST. LOS ANGELES	W 100- 79
D 28 INDIANA STATE (1)	L 76- 78
D 29 LONG BEACH STATE (1)	W 68- 62
D 31 MEMPHIS STATE	L 76- 83
J 7 LOYOLA MARYMOUNT*	W 73- 64
J 9 PEPPERDINE*	W 81- 64
J 14 at Pacific*	L 77- 95
J 16 at St. Mary's*	L 83- 88
J 19 at Houston	L 73-130
J 23 SOUTHWEST LOUISIANA	L 86- 95
F 1 at UNR*	L 61- 64
F 4 SAN FRANCISCO*	W 76- 64
F 6 SANTA CLARA*	W 75- 64
F 11 at Loyola Marymount*	W 74- 68
F 13 at Pepperdine*	L 52- 53
F 18 PACIFIC*	L 77- 98
F 20 ST. MARY'S*	W 125- 91
F 25 at San Francisco* (OT)	W 89- 82
F 27 at Santa Clara*	W 80- 63
M 2 UNR*	W 81- 70

- \* West Coast Athletic Conference games
- (1) Las Vegas Holiday Classic, Las Vegas

### 1971-72 (14-12/8-6 WCAC)

**Coach: John Bayer**



**Rolland Todd (1965-70)**

Rolland Todd emerged at NSU and compiled an outstanding five-year record of 96-40, including three straight NCAA playoff appearances (1966-69), including the quarterfinals in 1967-68. During Todd's tenure, Nevada Southern University became the University of Nevada, Las Vegas, and the Rebels joined the West Coast Athletic Conference for the 1969-70 season. Todd left the Rebels after the 1969-70 season to become head coach of the NBA's Portland Trail Blazers.

Years	Seasons	W	L	PCT
1965-70	5	96	40	.706

D 4 at Long Beach State	L 72- 83
D 7 NORTHWESTERN STATE	W 90- 83
D 13 NORTHERN MICHIGAN	W 102- 99
D 18 at Portland State	W 97- 91
D 20 at Puget Sound	L 74- 86
D 22 CORPUS CHRISTI	L 74- 80
D 28 BAYLOR (1)	L 79- 81
D 29 SOUTHERN ILLINOIS (1)	W 91- 90
J 3 at Pacific	L 82-111
J 6 SANTA CLARA*	L 50- 55
J 8 SAN FRANCISCO*	L 69- 78
J 13 PEPPERDINE*	W 92- 83
J 15 at Loyola Marymount*	W 101- 84
J 18 at UNR*	W 93- 68
J 22 CAL STATE LOS ANGELES	W 95- 89
F 3 at Seattle*	W 109- 93
F 5 at St. Mary's*	W 99- 80
F 9 UNR*	W 76- 69
F 12 SOUTHERN MISSISSIPPI	W 96- 87
F 16 SOUTH CAROLINA	L 81- 84
F 17 ST. MARY'S*	W 108- 80
F 19 SEATTLE*	L 87-101
F 22 LOYOLA MARYMOUNT*	L 74- 78
F 24 at Pepperdine*	W 70- 68
M 2 at Santa Clara*	L 81- 87
M 4 at San Francisco*	L 83- 90

- \* West Coast Athletic Conference games
- (1) Las Vegas Holiday Classic, Las Vegas

### 1972-73 (14-14/6-8 WCAC)

**Coach: John Bayer**

N 29 SOUTHWEST LOUISIANA (1)	L 92-102
D 4 at South Carolina	L 49- 76
D 6 at Texas Tech	L 53- 67
D 11 ORAL ROBERTS	W 86- 80
D 15 at Hawaii	L 56- 68
D 16 at Hawaii	L 74- 94
D 22 PUGET SOUND	W 94- 74
D 23 PORTLAND STATE	W 96- 74
D 27 DUKE (2)	W 89- 83
D 28 ARIZONA (2)	W 65- 64
J 2 OKLAHOMA CITY	L 73- 81
J 4 at Pepperdine*	L 81- 83
J 6 at Loyola Marymount*	L 93-108
J 8 COLORADO	W 64- 62
J 11 SEATTLE*	W 90- 73
J 13 ST. MARY'S*	W 90- 77
J 16 PACIFIC	W 83- 77
J 20 UNR*	W 101- 90
J 23 at St. Mary's*	W 99- 92
J 27 at Houston	L 94-104
F 1 at San Francisco*	L 83- 87
F 3 at Santa Clara*	L 73- 95
F 8 at UNR*	L 74- 76
F 15 PEPPERDINE*	W 75- 73
F 17 LOYOLA MARYMOUNT*	L 76- 81
F 23 SAN FRANCISCO*	W 87- 85
F 25 SANTA CLARA*	L 57- 73
M 2 at Seattle*	L 86-100

- \* West Coast Athletic Conference games
- (1) Game Forfeited to UNLV
- (2) Las Vegas Holiday Classic, Las Vegas

### 1973-74 (20-6/10-4 WCAC)

**Coach: Jerry Tarkanian**

D 1 TEXAS TECH	L 76- 82
D 6 STETSON	W 66- 50
D 8 at Colorado	W 86- 81
D 10 at Oklahoma City	W 84- 59

D 15 at Oregon State	W 74- 59
D 17 WASHINGTON STATE	W 58- 47
D 19 UC SANTA BARBARA	W 76- 50
D 22 CAL POLY POMONA	W 110- 61
D 28 NORTHERN ILLINOIS (1)	W 114- 92
D 29 VIRGINIA (1)	W 77- 72
J 11 at St. Mary's*	L 66- 69
J 12 at Seattle*	L 64- 82
J 18 SANTA CLARA* (3OT)	W 81- 79
J 19 SAN FRANCISCO*	W 83- 69
J 24 at UNR*	W 74- 66
J 26 HOUSTON	L 72- 75
J 29 at Loyola Marymount*	W 66- 58
F 8 UNR*	W 87- 73
F 9 HAWAII	W 69- 57
F 15 at Santa Clara*	L 57- 61
F 16 at San Francisco*	L 71- 83
F 22 ST MARY'S* (OT)	W 91- 87
F 23 SEATTLE*	W 85- 75
F 28 at Pepperdine*	W 72- 63
M 4 PEPPERDINE*	W 80- 66
M 5 LOYOLA MARYMOUNT*	W 84- 73

- \* West Coast Athletic Conference games
- (1) Las Vegas Holiday Classic, Las Vegas

### 1974-75 (24-5/13-1 WCAC)

**Coach: Jerry Tarkanian**


N 29 CAL STATE FULLERTON	W 75- 56
D 10 at Arizona	L 80- 85
D 13 at Oregon	L 77- 94
D 16 UC SANTA BARBARA	W 84- 81
D 18 RHODE ISLAND	W 94- 80
D 20 BUFFALO STATE	W 101- 74
D 21 ILLINOIS STATE	W 99- 88
D 27 SOUTH ALABAMA (1)	W 99- 80
D 28 FRESNO STATE (1)	W 80- 64
J 3 Texas A&M (2)	L 78- 80
J 4 Hawaii (2)	W 89- 77
J 10 at Loyola Marymount*	W 82- 69
J 11 at Pepperdine*	W 94- 82
J 17 SAN FRANCISCO*	W 77- 75
J 18 SANTA CLARA*	W 100- 79
J 22 UNR	W 126- 87
J 30 SEATTLE*	W 84- 62
F 1 ST. MARY'S*	W 106- 94
F 5 at Seattle*	W 77- 63
F 7 at St. Mary's*	W 81- 75
F 14 at San Francisco*	L 103-113
F 15 at Santa Clara*	W 81- 74
F 19 PEPPERDINE*	W 123- 86
F 20 LOYOLA MARYMOUNT*	W 81- 74
F 25 at UNR*	W 98- 88
M 3 PORTLAND STATE	W 114-100
M 5 San Diego State (3)	W 90- 80
M 6 Arizona State (4)	L 81- 84
M 7 Montana (4)	W 75- 67

- \* West Coast Athletic Conference games
- (1) Las Vegas Holiday Classic, Las Vegas
- (2) Blue Bonnet Classic, Houston, Texas
- (3) NCAA West First Round, Tempe, Ariz.
- (4) NCAA West Regional, Portland, Ore.

### 1975-76 (29-2)

**Coach: Jerry Tarkanian**

N 29 OREGON STATE	W 96- 85
D 3 at Colorado	W 118- 88
D 5 Syracuse (1)	W 105- 83
D 6 Duquesne (1)	W 86- 83
D 10 ARIZONA	W 98- 94
D 13 SOUTH ALABAMA	W 122- 82
D 16 UC IRVINE	W 129- 57
D 20 OLD DOMINION	W 116- 90



The 1963-64 squad posted a 19-7 record in coach Ed Gregory's first year.



# YEAR-BY-YEAR RESULTS



**The 1976-77 Runnin' Rebels were the first UNLV team to reach the Final Four.**

D 23 UC SANTA BARBARA	W 101- 83
D 26 UTAH	W 107- 90
D 29 HOUSTON (2)	W 116- 92
D 30 MICHIGAN (2)	W 108- 94
J 3 TEXAS-PAN AMERICAN	W 100- 95
J 6 CAL ST. NORTHRIDGE	W 111- 75
J 8 at Seattle	W 90- 89
J 10 at Iowa State	W 88- 82
J 15 PORTLAND STATE	W 129- 114
J 17 at New Mexico	W 80- 73
J 21 at UNR	W 120- 98
J 24 UNR	W 125- 91
J 27 NORTHERN ARIZONA	W 139- 101
J 29 SEATTLE	W 107- 77
J 30 PEPPERDINE	W 118- 101
F 6 at Pepperdine	L 91- 93
F 14 CENTENARY	W 121- 92
F 19 at Hawaii-Hilo	W 164- 111
F 21 at Hawaii	W 114- 99
M 1 ST. MARY'S	W 126- 86
M 2 LOYOLA MARYMOUNT	W 90- 69
M 13 Boise State (3)	W 103- 78
M 18 Arizona (4) (OT)	L 109- 114

- (1) Steel Bowl Classic, Pittsburgh, Pa.
- (2) Las Vegas Holiday Classic, Las Vegas
- (3) NCAA West First Round, Eugene, Ore.
- (4) NCAA West Regional, Los Angeles, Calif.

**1976-77 (29-3)**

**Coach: Jerry Tarkanian**

N 26 at UNR	W 102- 87
D 1 OREGON	W 78- 67
D 4 IOWA STATE	W 115- 80
D 7 at Utah	L 96- 100
D 11 at San Diego State	W 118- 113
D 17 NORTH DAKOTA STATE	W 112- 81
D 18 IDAHO	W 135- 78
D 21 MURRAY STATE (1)	W 104- 77
D 22 OKLAHOMA (1)	W 100- 89
D 28 EASTERN MICHIGAN (2)	W 109- 85
D 29 ST. MARY'S (2)	W 104- 81
J 3 COLORADO	W 113- 91
J 7 NEW MEXICO	W 121- 96
J 8 CAL ST. NORTHRIDGE	W 112- 72
J 11 NORTHERN ARIZONA	W 132- 90
J 21 UC SANTA BARBARA	W 113- 69
J 22 PEPPERDINE	W 85- 80
F 1 at Bradley	W 107- 106
F 3 at Illinois State	L 84- 88
F 5 at Rutgers	W 89- 88
F 10 DENVER	W 106- 84
F 12 LOUISVILLE	W 99- 96
F 17 TEXAS-PAN AMERICAN	W 135- 106
F 19 PORTLAND STATE	W 112- 96
F 24 at Denver	W 99- 82
M 1 HAWAII	W 124- 84
M 5 at Pepperdine	W 117- 94
M 12 San Francisco (3)	W 121- 95
M 18 Utah (4)	W 88- 83
M 19 Idaho State (4)	W 107- 90
M 26 North Carolina (5)	L 83- 84
M 28 Charlotte (5)	W 106- 94

- (1) Las Vegas Rebel Roundup, Las Vegas
- (2) Las Vegas Holiday Classic, Las Vegas

- (3) NCAA West First Round, Tucson, Ariz.
- (4) NCAA West Regional, Provo, Utah
- (5) NCAA Final Four, Atlanta, Ga.

**1977-78 (20-8)**

**Coach: Jerry Tarkanian**

N 26 NORTHWESTERN STATE	W 85- 80
N 29 at Pepperdine	W 78- 75
D 3 BRADLEY	W 91- 90
D 5 PEPPERDINE	W 117- 90
D 9 SAN DIEGO STATE	W 101- 95
D 10 TULSA (2OT)	W 104- 103
D 14 UNR	W 77- 64
D 16 LAMAR	W 89- 88
D 17 LOYOLA MARYMOUNT	W 104- 84
D 20 NORTHWESTERN (1)	W 101- 95
D 21 IOWA (1)	W 85- 84
D 28 GONZAGA (2)	W 91- 68
D 29 UC SANTA BARBARA (2)	W 94- 85
J 5 CAL ST. NORTHRIDGE	W 83- 72
J 7 NEW MEXICO	L 98- 102
J 13 ILLINOIS STATE	W 94- 92
J 15 at Marquette	L 81- 97
J 17 at New Mexico	L 76- 89
J 21 at Wichita State	L 83- 87
J 24 at Arizona	L 89- 114
F 4 at Maryland	L 68- 81
F 11 ARKANSAS STATE	W 80- 70
F 17 TEXAS-PAN AMERICAN	W 82- 80
F 18 PORTLAND STATE	L 84- 89
F 24 at Hawaii	W 94- 64
F 25 at Hawaii	W 77- 64
F 28 ST. MARY'S (2OT)	W 100- 98
M 4 at Kentucky	L 70- 92

- (1) Las Vegas Rebel Roundup, Las Vegas
- (2) Las Vegas Holiday Classic, Las Vegas

**1978-79 (21-8)**

**Coach: Jerry Tarkanian**

N 25 STETSON	W 84- 83
D 2 SAN FRANCISCO	W 117- 82
D 4 MARYLAND	W 94- 88
D 12 CAL ST. NORTHRIDGE	W 97- 64
D 15 Texas A&M (1)	L 99- 101
D 16 Pacific (1)	W 95- 85
D 19 ARIZONA	W 117- 79
D 22 MIDDLE TENN. ST. (2)	W 95- 83
D 23 NEBRASKA (2)	W 79- 63
D 29 LOYOLA MARYMOUNT (3)	W 103- 73
D 30 TEMPLE (3)	L 79- 89
J 4 at San Diego State	W 85- 80
J 6 at Utah	L 97- 103
J 10 WICHITA STATE	W 111- 89
J 12 at Colorado State	W 90- 85
J 13 at Wyoming	L 70- 84
J 19 at Hawaii	W 97- 86
J 20 at Hawaii	W 78- 66
J 26 UTEP	W 92- 67
J 27 NEW MEXICO	L 99- 102
J 30 IONA	W 86- 79
F 4 WYOMING	W 93- 76
F 10 at Idaho State (2OT)	L 112- 114

F 17 SAN DIEGO STATE	L 91- 94
F 19 UTAH	W 95- 86
F 23 at New Mexico	L 100- 110
F 25 at UTEP	W 68- 66
M 4 MARQUETTE	W 86- 81
M 6 COLORADO STATE	W 91- 89

(1) Golden Gate Invitational, San Francisco, Calif.  
 (2) Las Vegas Rebel Roundup, Las Vegas  
 (3) Las Vegas Holiday Classic, Las Vegas

**1979-80 (23-9)**

**Coach: Jerry Tarkanian**

N 30 TEXAS-PAN AMERICAN	L 75- 77
D 7 UNR	W 70- 58
D 8 IDAHO STATE	W 89- 75
D 10 at Tulsa	W 73- 70
D 21 MONTANA (1)	W 99- 66
D 22 TEXAS A&M (1)	L 73- 77
D 28 LOYOLA MARYMOUNT (2)	W 107- 85
D 29 WEBER STATE (2)	L 78- 79
D 31 UTAH	W 86- 73
J 10 HAWAII	W 87- 73
J 11 SAN DIEGO STATE	W 88- 86
J 14 at Utah	W 73- 65
J 17 at Seton Hall	W 67- 65
J 21 at UNR	W 74- 53
J 25 UTEP	W 63- 61
J 26 NEW MEXICO	W 84- 78
J 28 at Colorado State	W 66- 62
J 31 OKLAHOMA CITY	W 84- 81
F 2 U.S. INTERNATIONAL	W 85- 74
F 5 at San Diego State	W 98- 86
F 7 at Hawaii	L 84- 85
F 1 WYOMING	W 66- 64
F 14 COLORADO STATE	W 81- 80
F 17 KENTUCKY	L 69- 74
F 22 at New Mexico	W 84- 68
F 23 at UTEP	L 69- 76
F 27 at Wyoming	L 70- 71
M 7 WASHINGTON (3)	W 93- 73
M 10 LONG BEACH STATE (3)	W 90- 81
M 13 ST. PETER'S (3)	W 67- 62
M 17 Virginia (4)	L 71- 90
M 19 Illinois (4)	L 74- 84

(1) Las Vegas Rebel Roundup, Las Vegas  
 (2) Las Vegas Holiday Classic, Las Vegas  
 (3) National Invitation Tournament  
 (4) NIT Final Four, New York, N.Y.

**1980-81 (16-12)**

**Coach: Jerry Tarkanian**

N 28 TEXAS-PAN AMERICAN	W 78- 62
D 6 UC IRVINE	W 124- 95
D 8 UTEP	L 78- 85
D 13 at Louisiana State	L 73- 87
D 19 Cal State Fullerton (1)	W 85- 71
D 20 Long Beach State (1)	L 77- 104
D 22 OKLAHOMA CITY (2)	W 86- 76
D 23 WEST TEXAS STATE (2)	W 95- 80
D 26 NEW MEXICO	W 87- 75
D 29 HOLY CROSS (3)	W 92- 75
D 30 MISSISSIPPI STATE (3)	W 75- 67
J 2 UTAH	L 75- 76
J 3 BYU (2OT)	L 90- 92
J 10 at Air Force	L 50- 51
J 12 at Colorado State	W 76- 68
J 15 at Hawaii	L 63- 74
J 17 at San Diego State	W 78- 77
J 27 at Wyoming	L 66- 71
J 31 GEORGETOWN	L 68- 69
F 6 at BYU	L 77- 86

F 7 at Utah	L 83- 95
F 14 AIR FORCE	W 67- 59
F 20 SAN DIEGO STATE	W 68- 67
F 21 HAWAII	W 92- 84
F 27 at New Mexico	W 88- 81
F 28 at UTEP (OT)	W 84- 77
M 6 COLORADO STATE	W 85- 69
M 7 WYOMING	L 70- 97

(1) Los Angeles Times Classic, Anaheim, Calif.  
 (2) Las Vegas Rebel Roundup, Las Vegas  
 (3) Las Vegas Holiday Classic, Las Vegas

**1981-82 (20-10)**

**Coach: Jerry Tarkanian**

N 27 WESTERN NEW MEXICO	W 83- 70
N 28 LOUISIANA STATE (OT)	W 83- 79
D 3 at Arizona	W 69- 49
D 5 at BYU	W 66- 63
D 10 UNR	L 76- 86
D 12 at UC Irvine	L 70- 82
D 19 at Georgetown	L 52- 76
D 21 STETSON (1)	W 66- 59
D 22 COLORADO (1)	L 59- 65
D 28 LOYOLA MARYMOUNT (2)	W 92- 75
D 29 TEXAS A&M (2)	W 83- 76
J 2 SAN DIEGO STATE	W 77- 71
J 4 at Kansas State	L 65- 82
J 9 at New Mexico	L 70- 72
J 14 COLORADO STATE	W 68- 54
J 15 WYOMING	W 69- 58
J 21 at Utah	W 76- 67
J 23 at Seton Hall	W 91- 81
J 29 AIR FORCE	W 71- 47
F 1 LONG BEACH STATE	W 97- 61
F 4 at Hawaii	W 83- 72
F 6 at San Diego State	L 68- 81
F 12 BYU	W 52- 50
F 13 TEXAS-PAN AMERICAN	W 104- 66
F 18 at Iona	L 73- 77
F 26 NEW MEXICO	W 100- 68
M 2 at UNR	W 86- 72
M 7 at South Carolina	L 73- 75
M 11 MURRAY STATE (3)	W 87- 61
M 15 TULANE (3)	L 51- 56

(1) Las Vegas Rebel Roundup, Las Vegas  
 (2) Las Vegas Holiday Classic, Las Vegas  
 (3) National Invitation Tournament

**1982-83 (28-3/15-1 Big West)**

**Coach: Jerry Tarkanian**

N 27 OKLAHOMA	W 65- 54
N 30 at UNR	W 85- 84
D 3 at Duquesne	W 67- 54
D 6 ARIZONA	W 88- 70
D 9 UNR	W 85- 75
D 21 LONG ISLAND (1)	W 101- 78
D 22 BAYLOR (1)	W 77- 65
D 28 WAGNER (2)	W 120- 70
D 29 TENNESSEE (2)	W 70- 54
J 1 UTAH	W 71- 68
J 6 at Utah State (OT)	W 89- 77
J 8 at UC Irvine*	W 68- 64
J 13 PACIFIC*	W 86- 63
J 15 FRESNO STATE*	W 56- 48
J 19 LONG BEACH STATE*	W 95- 83
J 22 CAL STATE FULLERTON*	W 76- 71
J 25 at UC Santa Barbara*	W 77- 73
J 29 at Long Beach State*	W 78- 74
F 4 UC SANTA BARBARA*	W 85- 79
F 5 UC IRVINE*	W 70- 68
F 10 at Pacific*	W 79- 62



**John Bayer  
(1970-73)**

John Bayer compiled a three-year record of 44-36 with the Rebels. His best season was 1970-71, when the Rebels finished third in the WCAC with an overall record of 16-10. Before joining the Rebels, Bayer was head coach at Gannon College in Erie, Pa.

Years	Seasons	W	L	PCT
1970-73	3	44	36	.550



**RECORDS**

# YEAR-BY-YEAR RESULTS



**Jerry Tarkanian**  
(1973-92)

To describe Jerry Tarkanian in one word is "winner." Tark was hired as head coach on March 23, 1973, and in 19 seasons compiled an amazing 509-105 record. Tarkanian led the Runnin' Rebels to postseason play 14 times, including nine consecutive NCAA Tournament appearances (1983-91) with UNLV's first-ever National Championship in 1990 and back-to-back Final Fours. In 2005 the Thomas & Mack Center court was dedicated in his honor and in 2013 he was enshrined in the Naismith Basketball Hall of Fame - the first coach or player from UNLV to be inducted.

Years	Seasons	W	L	PCT
1973-92	19	509	105	.829

F 12 at Fresno State*	W 66-59
F 18 SAN JOSE STATE*	W 84-81
F 19 UTAH STATE*	W 111-78
F 24 at Cal State Fullerton*	L 78-86
F 27 at West Virginia	L 78-87
M 3 at San José State*	W 67-61
M 10 Pacific (3)	W 74-67
M 11 Long Beach State (3)	W 67-64
M 12 Fresno State (3) (OT)	W 66-63
M 19 North Carolina State (4)	L 70-71

\* Big West Conference games

- (1) Las Vegas Rebel Roundup, Las Vegas
- (2) Las Vegas Holiday Classic, Las Vegas
- (3) Big West Conference Tourn., Inglewood, Calif.
- (4) NCAA West First Round, Corvallis, Ore.

### 1983-84 (29-6/16-2 Big West)

Coach: Jerry Tarkanian

N 26 UNR	W 92-71
D 5 at Hawaii Pacific	W 107-58
D 7 at Hawaii	W 90-87
D 10 WEST VIRGINIA	W 86-72
D 13 at UNR	W 74-69
D 17 KANSAS STATE	W 84-78
D 22 SMU (1)	W 74-64
D 23 SOUTHERN ILLINOIS (1)	W 91-68
D 28 CLEMSON (2)	W 69-55
D 30 GEORGETOWN (2) (OT)	L 67-69
J 5 LONG BEACH STATE*	W 103-66
J 7 NEW MEXICO STATE*	W 87-66
J 9 UC IRVINE*	W 83-68
J 12 at San José State*	W 105-77
J 14 at Utah State*	W 93-88
J 19 PACIFIC*	W 117-78
J 21 FRESNO STATE*	W 64-62
J 26 at UC Santa Barbara*	W 100-68
J 28 at Cal St. Fullerton* (OT)	W 82-75
F 2 at New Mexico State*	W 89-81
F 4 at Long Beach State*	W 79-65
F 9 UTAH STATE*	W 97-75
F 12 SAN JOSÉ STATE*	W 86-76
F 16 at Pacific*	W 92-52
F 19 at Fresno State*	L 43-68
F 23 CAL ST. FULLERTON* (OT)	W 74-62
F 26 UC SANTA BARBARA*	W 97-69
M 1 at UC Irvine*	L 74-77
M 3 at Oklahoma	L 70-78
M 8 San José State (3)	W 70-55
M 9 Utah State (3)	W 91-78
M 10 Fresno State (3)	L 49-51
M 15 Princeton (4)	W 68-56
M 7 UTEP (4)	W 73-60
M 23 Georgetown (5)	L 48-62

\* Big West Conference games

- (1) Las Vegas Rebel Roundup, Las Vegas
- (2) Las Vegas Holiday Classic, Las Vegas
- (3) Big West Tournament, Inglewood, Calif.
- (4) NCAA West First and Second Rounds, Salt Lake City, Utah
- (5) NCAA West Regional, Los Angeles, Calif.

### 1984-85 (28-4/17-1 Big West)

Coach: Jerry Tarkanian

N 23 at UNR	L 89-97
N 30 at Colorado State	W 88-78
D 8 at Georgetown	L 46-82
D 18 UNR	W 86-77
D 20 SW LOUISIANA (1)	W 84-55
D 21 McNEESE STATE (1)	W 84-73
D 27 ARKANSAS STATE (2)	W 78-71
D 28 KANSAS STATE (2)	W 77-68
J 2 at Utah State* (3OT)	W 142-140
J 5 at San José State*	W 80-65

J 10 PACIFIC*	W 68-57
J 12 FRESNO STATE*	W 70-58
J 16 at UC Santa Barbara*	W 93-76
J 19 MARYLAND	W 78-76
J 21 CAL STATE FULLERTON*	W 83-69
J 24 at New Mexico State*	W 92-70
J 26 at Long Beach State*	W 75-61
J 31 SAN JOSÉ STATE*	W 70-56
F 2 UTAH STATE*	W 101-83
F 7 at Pacific*	W 97-72
F 9 at Fresno State*	L 52-63
F 16 at UC Irvine*	W 99-89
F 18 at Cal State Fullerton*	W 78-69
F 21 NEW MEXICO STATE*	W 80-67
F 23 UC SANTA BARBARA*	W 81-71
F 27 UC IRVINE*	W 97-95
M 2 LONG BEACH STATE*	W 84-61
M 7 Pacific (3)	W 89-58
M 8 San José State (3)	W 60-59
M 9 Cal State Fullerton (3)	W 79-61
M 14 San Diego State (4)	W 85-80
M 15 Kentucky (4)	L 61-64

\* Big West Conference games

- (1) UNLV/Miller Lite Rebel Roundup, Las Vegas
- (2) UNLV/Budweiser Holiday Classic, Las Vegas
- (3) Big West Tournament, Inglewood, Calif.
- (4) NCAA West First and Second Rounds, Salt Lake City, Utah

### 1985-86 (33-5/16-2 Big West)

Coach: Jerry Tarkanian

N 22 UNR	W 89-62
N 25 SOUTH CAROLINA	W 73-56
N 29 vs. Villanova (1)	W 61-49
N 30 vs. Arizona (1)	W 60-59
D 1 vs. North Carolina (1)	L 60-65
D 7 at Maryland (OT)	W 65-64
D 14 at UNR	W 74-52
D 20 SAN DIEGO STATE (2)	W 105-85
D 21 IONA (2)	W 82-63
D 24 vs. Stanford (3)	W 83-65
D 25 vs. North Carolina State (3)	L 73-80
D 27 BALL STATE (4)	W 88-71
D 28 UAB (4)	W 73-72
J 2 UTAH STATE* (2OT)	W 100-94
J 4 SAN JOSÉ STATE*	W 106-80
J 9 at Pacific*	W 85-80
J 12 at Fresno State*	W 68-53
J 16 at UC Santa Barbara*	W 79-65
J 18 at Cal State Fullerton*	W 62-51
J 23 at New Mexico State*	W 88-79
J 25 LONG BEACH STATE*	W 72-65
J 30 at San José State*	W 62-55
F 1 at Utah State*	W 87-79
F 6 PACIFIC*	W 92-74
F 8 MEMPHIS STATE	W 67-66
F 10 UC SANTA BARBARA*	W 79-71
F 15 UC IRVINE*	L 92-99
F 17 CAL STATE FULLERTON*	W 92-83
F 20 NEW MEXICO STATE*	W 92-75
F 22 FRESNO STATE*	W 72-56
F 27 at UC Irvine*	L 88-95
M 1 at Long Beach State*	W 94-76
M 6 Fresno State (5)	W 68-49
M 7 Cal State Fullerton (5)	W 75-65
M 8 New Mexico State (5)	W 75-55
M 14 Louisiana-Monroe (6)	W 74-51
M 16 Maryland (6)	W 70-64
M 20 Auburn (7)	L 63-70

\* Big West Conference games

- (1) Great Alaska Shootout, Anchorage, Alaska
- (2) UNLV/Miller Lite Rebel Roundup, Las Vegas
- (3) Chaminade Christmas Classic, Honolulu, Hawaii
- (4) UNLV/Bud Light Holiday Classic, Las Vegas
- (5) Big West Tournament, Inglewood, Calif.
- (6) NCAA West First and Second Rounds, Long Beach, Calif.
- (7) NCAA West Regional, Houston, Texas

### 1986-87 (37-2/18-0 Big West)

Coach: Jerry Tarkanian

N 21 ARIZONA (1)	W 92-87
N 24 OKLAHOMA (1)	W 90-81
N 28 Temple (2)	W 78-76
N 29 Western Kentucky (2) (2OT)	W 96-95
D 5 at Memphis State	W 80-77
D 13 at UNR	W 99-88
D 17 UNR	W 115-83
D 19 OHIO (3)	W 105-81
D 20 LOUISIANA TECH (3)	W 79-75
D 27 OLD DOMINION (4)	W 103-83
D 29 NAVY (4)	W 104-79
J 3 UC IRVINE*	W 114-72
J 8 SAN JOSÉ STATE*	W 89-77
J 10 UTAH STATE*	W 117-94
J 15 at UC Santa Barbara*	W 88-74
J 17 at Oklahoma	L 88-89
J 19 at Cal State Fullerton*	W 73-65
J 22 LONG BEACH STATE*	W 104-74
J 24 NEW MEXICO STATE*	W 85-58
J 26 FRESNO STATE*	W 106-58
J 29 at UC Irvine*	W 114-103
F 1 at Auburn	W 104-85
F 5 at Utah State*	W 113-74
F 7 at San José State*	W 83-74
F 9 at Pacific*	W 73-59
F 12 CAL STATE FULLERTON*	W 74-64
F 14 UC SANTA BARBARA*	W 86-76
F 19 at Long Beach State*	W 86-66
F 21 at New Mexico State*	W 80-69
F 26 PACIFIC*	W 82-59
M 1 at Fresno State*	W 70-59
M 5 Long Beach State (5)	W 105-70
M 6 Cal State Fullerton (5)	W 99-65
M 7 San José State (5)	W 94-69
M 12 Idaho State (6)	W 95-61
M 14 Kansas State (6)	W 80-78
M 20 Wyoming (7)	W 92-78
M 22 Iowa (7)	W 84-81
M 28 Indiana (8)	L 93-97

\* Big West Conference games

- (1) NIIT
- (2) NIT Final Four, New York, N.Y.
- (3) UNLV/Miller Lite Rebel Roundup, Las Vegas
- (4) UNLV/Budweiser Holiday Classic, Las Vegas
- (5) Big West Tournament, Inglewood, Calif.
- (6) NCAA West First and Second Rounds, Salt Lake City, Utah
- (7) NCAA West Regional, Seattle, Wash.
- (8) NCAA Final Four, New Orleans, La.

### 1987-88 (28-6/15-3 Big West)

Coach: Jerry Tarkanian

D 3 at Hawaii-Loa (1)	W 114-46
D 4 at Hawaii-Hilo (1)	W 113-65
D 5 at Hawaii-Loa (1)	W 120-47
D 8 at UNR	W 98-96
D 12 at Houston	W 89-69
D 21 TENNESSEE TECH (2)	W 103-76
D 23 CREIGHTON (2)	W 90-59
D 28 WISCONSIN (3)	W 102-65
D 29 LOUISIANA STATE (3)	W 78-59
J 2 at New Mexico State*	W 69-64
J 4 at Long Beach State*	W 71-68
J 7 UC SANTA BARBARA*	L 60-62
J 9 UC IRVINE*	W 103-68
J 13 at Cal State Fullerton*	W 63-57
J 16 at Providence	W 92-72
J 19 at Utah State*	W 87-83
J 21 at San José State*	W 95-83
J 24 TEMPLE	W 59-58
J 26 FRESNO STATE*	W 87-71
J 30 PACIFIC*	W 92-67
F 4 at UC Irvine*	W 99-77
F 6 at UC Santa Barbara*	L 66-71
F 11 CAL STATE FULLERTON*	W 77-61
F 13 MISSOURI	L 79-81
F 18 UTAH STATE*	W 94-74
F 20 SAN JOSÉ STATE*	W 85-68
F 25 at Pacific*	W 77-61
F 27 at Fresno State*	W 71-60
M 3 LONG BEACH STATE*	L 77-79
M 5 NEW MEXICO STATE*	W 86-68
M 10 Cal State Fullerton (4)	W 61-56
M 11 UC Irvine (4)	L 70-74
M 18 Southwest Missouri State (5)	W 54-50
M 20 Iowa (5)	L 86-104

\* Big West Conference games

- (1) Pearl Harbor Classic, Honolulu, Hawaii
- (2) UNLV/Miller Lite Rebel Roundup, Las Vegas
- (3) UNLV/Budweiser Holiday Classic, Las Vegas
- (4) Big West Tournament, Inglewood, Calif.
- (5) NCAA West First and Second Rounds, Los Angeles, Calif.

D 3 at Hawaii-Loa (1)	W 114-46
D 4 at Hawaii-Hilo (1)	W 113-65
D 5 at Hawaii-Loa (1)	W 120-47
D 8 at UNR	W 98-96
D 12 at Houston	W 89-69
D 21 TENNESSEE TECH (2)	W 103-76
D 23 CREIGHTON (2)	W 90-59
D 28 WISCONSIN (3)	W 102-65
D 29 LOUISIANA STATE (3)	W 78-59
J 2 at New Mexico State*	W 69-64
J 4 at Long Beach State*	W 71-68
J 7 UC SANTA BARBARA*	L 60-62
J 9 UC IRVINE*	W 103-68
J 13 at Cal State Fullerton*	W 63-57
J 16 at Providence	W 92-72
J 19 at Utah State*	W 87-83
J 21 at San José State*	W 95-83
J 24 TEMPLE	W 59-58
J 26 FRESNO STATE*	W 87-71
J 30 PACIFIC*	W 92-67
F 4 at UC Irvine*	W 99-77
F 6 at UC Santa Barbara*	L 66-71
F 11 CAL STATE FULLERTON*	W 77-61
F 13 MISSOURI	L 79-81
F 18 UTAH STATE*	W 94-74
F 20 SAN JOSÉ STATE*	W 85-68
F 25 at Pacific*	W 77-61
F 27 at Fresno State*	W 71-60
M 3 LONG BEACH STATE*	L 77-79
M 5 NEW MEXICO STATE*	W 86-68
M 10 Cal State Fullerton (4)	W 61-56
M 11 UC Irvine (4)	L 70-74
M 18 Southwest Missouri State (5)	W 54-50
M 20 Iowa (5)	L 86-104


\* Big West Conference games

- (1) Pearl Harbor Classic, Honolulu, Hawaii
- (2) UNLV/Miller Lite Rebel Roundup, Las Vegas
- (3) UNLV/Budweiser Holiday Classic, Las Vegas
- (4) Big West Tournament, Inglewood, Calif.
- (5) NCAA West First and Second Rounds, Los Angeles, Calif.

### 1988-89 (29-8/16-2 Big West)

Coach: Jerry Tarkanian

N 25 DePaul (1)	W 86-77
N 26 Oklahoma (1)	L 81-83
N 27 Memphis State (1) (OT)	W 90-86
D 10 at Arizona	L 75-86
D 15 UC IRVINE*	W 100-85
D 21 RHODE ISLAND (2)	W 88-69
D 23 TEXAS A&M (2)	W 110-67
D 28 PEPPERDINE (3)	W 88-56
D 30 SAN JOSÉ STATE (3)*	W 101-68
J 3 at Long Beach State*	W 97-76
J 5 NEW MEXICO STATE*	W 79-58
J 9 PACIFIC*	W 83-61
J 11 at Fresno State*	W 83-77
J 16 CAL STATE FULLERTON*	W 66-63
J 19 UTAH STATE*	W 102-80
J 22 at Louisville	L 74-92
J 25 at Utah State*	W 94-68
J 28 OKLAHOMA	L 88-90
F 4 at UC Irvine*	L 98-99
F 6 UC SANTA BARBARA*	W 77-61



The 1986-87 Runnin' Rebels turned in a 37-2 overall record and reached the Final Four.



HISTORY

# YEAR-BY-YEAR RESULTS

F 9	at Cal State Fullerton* (OT)	L	92- 93
F 12	at North Carolina State	W	89- 80
F 16	at San José State*	W	95- 66
F 19	TEMPLE	W	62- 60
F 20	LONG BEACH STATE*	W	104- 74
F 23	FRESNO STATE*	W	75- 71
F 25	at Louisiana State	L	88- 89
F 27	at UC Santa Barbara*	W	84- 75
M 2	at Pacific*	W	81- 71
M 5	at New Mexico State*	W	75- 73
M 9	UC Irvine (4)	W	102- 82
M 10	Cal State Fullerton (4)	W	99- 83
M 11	New Mexico State (4)	W	68- 62
M 16	Idaho (5)	W	68- 56
M 18	DePaul (5)	W	85- 70
M 23	Arizona (6)	W	68- 67
M 25	Seton Hall (6)	L	61- 84

\* Big West Conference games

- (1) Maui Classic, Maui, Hawaii
- (2) Las Vegas Rebel Roundup, Las Vegas
- (3) Las Vegas Holiday Classic, Las Vegas
- (4) Big West Tournament, Long Beach, Calif.
- (5) NCAA West First and Second Rounds, Boise, Idaho
- (6) NCAA West Regional, Denver, Colo.

**1989-90 (35-5/16-2 Big West)**

**Coach: Jerry Tarkanian**

N 15	LOYOLA MARYMOUNT (1)	W	102- 91
N 17	CALIFORNIA (1)	W	101- 81
N 22	Kansas (2)	L	77- 91
N 24	DePaul (2)	W	88- 53
D 9	at Oklahoma	L	81- 89
D 16	at Pacific*	W	79- 65
D 23	IOWA (3)	W	97- 80
D 26	LONG BEACH STATE*	W	78- 58
D 30	ARKANSAS	W	101- 93
J 1	CAL STATE FULLERTON*	W	94- 66
J 6	at San José State*	W	100- 80
J 8	at New Mexico State*	L	82- 83
J 13	at Temple	W	82- 76
J 15	at Fresno State	W	84- 75
J 18	UC IRVINE*	W	103- 67
J 22	at Long Beach State*	W	86- 77
J 25	UC SANTA BARBARA*	W	69- 67
J 28	at Louisiana State	L	105- 107
F 1	UTAH STATE*	W	124- 90
F 3	NO. CAROLINA STATE	W	88- 82
F 5	SAN JOSÉ STATE*	W	105- 69
F 8	PACIFIC*	W	116- 76
F 10	OKLAHOMA STATE	W	100- 84
F 12	FRESNO STATE*	W	69- 64
F 15	NEW MEXICO STATE*	W	109- 86
F 18	ARIZONA	W	95- 87
F 22	at UC Irvine*	W	99- 77
F 24	LOUISVILLE	W	91- 81
F 26	at UC Santa Barbara*	L	70- 78
M 1	at Utah State*	W	84- 82
M 3	at Cal State Fullerton*	W	103- 85
M 9	Cal State Fullerton (4)	W	115- 93
M 10	Pacific (4)	W	99- 72
M 11	Long Beach State (4)	W	92- 74
M 15	Arkansas-Little Rock (5)	W	102- 72
M 17	Ohio State (5)	W	76- 65
M 23	Ball State (6)	W	69- 67
M 25	Loyola Marymount (6)	W	131- 101
M 31	Georgia Tech (7)	W	90- 81
A 2	Duke (7)	W	103- 73

\* Big West Conference games

- (1) NIT
- (2) NIT Final Four, New York, N.Y.
- (3) GTE Duel in the Desert, Las Vegas
- (4) Big West Conf. Tournament, Long Beach, Calif.
- (5) NCAA West First and Second Rounds, Salt Lake City, Utah
- (6) NCAA West Regional, Oakland, Calif.
- (7) NCAA Final Four, Denver, Colo.

**1990-91 (34-1/18-0 Big West)**

**Coach: Jerry Tarkanian**

D 1	UAB (1)	W	109- 68
D 8	at UNR	W	131- 81
D 15	Michigan State (2)	W	95- 75
D 19	PRINCETON	W	69- 35
D 22	FLORIDA STATE (3)	W	101- 69
D 29	at Pacific*	W	92- 72
J 2	JAMES MADISON	W	89- 65
J 4	CAL STATE FULLERTON*	W	98- 67

J 7	SAN JOSÉ STATE*	W	95- 63
J 9	UTAH STATE*	W	124- 93
J 12	at Fresno State*	W	117- 91
J 17	at UC Irvine*	W	117- 76
J 19	LONG BEACH STATE*	W	114- 63
J 21	at UC Santa Barbara*	W	88- 71
J 26	at Louisville	W	97- 85
J 28	at Utah State*	W	126- 83
J 31	at San José State*	W	88- 64
F 3	RUTGERS	W	115- 73
F 7	FRESNO STATE*	W	113- 64
F 10	at Arkansas	W	112- 105
F 14	UC SANTA BARBARA*	W	98- 71
F 16	NEW MEXICO STATE*	W	86- 74
F 18	at Long Beach State*	W	122- 75
F 21	PACIFIC*	W	80- 59
F 23	UC IRVINE*	W	114- 86
F 25	at New Mexico State*	W	86- 74
M 2	at Cal State Fullerton*	W	104- 83
M 8	Long Beach State (4)	W	49- 29
M 9	UC Santa Barbara (4)	W	95- 67
M 10	Fresno State (4)	W	98- 74
M 15	Montana (5)	W	99- 65
M 17	Georgetown (5)	W	62- 54
M 21	Utah (6)	W	83- 66
M 23	Seton Hall (6)	W	77- 65
M 30	Duke (7)	L	77- 79

\* Big West Conference games

- (1) Game played in Vancouver, B.C.
- (2) Game played in Pontiac, Mich.
- (3) GTE Duel in the Desert, Las Vegas
- (4) Big West Tournament, Long Beach, Calif.
- (5) NCAA West First and Second Rounds, Tucson, Ariz.
- (6) NCAA West Regional, Seattle, Wash.
- (7) NCAA Final Four, Indianapolis, Ind.

**1991-92 (26-2/18-0 Big West)**

**Coach: Jerry Tarkanian**

N 23	at BYU-Hawaii	W	97- 69
N 30	LOUISIANA STATE	W	76- 55
D 5	at James Madison	W	80- 73
D 7	at Rutgers (OT)	L	85- 91
D 14	at Missouri	L	78- 90
D 17	AUBURN	W	85- 82
D 21	vs. Eastern Michigan (1)	W	79- 59
D 23	LAMAR	W	100- 75
D 28	UNR	W	93- 72
D 30	SAN DIEGO STATE	W	88- 72
J 2	at Cal State Fullerton*	W	86- 74
J 4	at UC Irvine*	W	71- 57
J 9	LONG BEACH STATE*	W	88- 63
J 11	UC SANTA BARBARA*	W	78- 54
J 16	at Pacific*	W	70- 52
J 18	at San José State*	W	79- 67
J 20	UC IRVINE*	W	71- 52
J 23	FRESNO STATE*	W	58- 50
J 25	at New Mexico State*	W	74- 67
J 30	at Utah State* (OT)	W	85- 80
F 6	at UC Santa Barbara*	W	80- 76
F 9	at Long Beach State*	W	96- 77
F 13	SAN JOSÉ STATE*	W	83- 39
F 15	PACIFIC*	W	66- 50
F 17	CAL STATE FULLERTON*	W	76- 47
F 22	NEW MEXICO STATE*	W	69- 58
F 27	at Fresno State*	W	85- 67
M 3	UTAH STATE*	W	64- 53


\* Big West Conference games

- (1) Game played in Pontiac, Mich.

**1992-93 (21-8/13-5 Big West)**

**Coach: Rollie Massimino**

D 5	at Loyola Marymount	W	84- 80
D 12	at San Diego State	W	89- 77
D 19	UC IRVINE*	W	115- 97
D 26	MARQUETTE	W	94- 88
D 30	HOFSTRA	W	79- 41
J 2	CAL STATE FULLERTON*	W	78- 65
J 7	at Long Beach State*	L	94- 101
J 11	MISSOURI	W	101- 84
J 14	PACIFIC*	W	88- 71
J 16	SAN JOSÉ STATE*	W	84- 77
J 19	TEXAS A&M (OT)	W	98- 96
J 23	GEORGETOWN	W	96- 80
J 28	at UNR*	W	110- 95
J 30	at Utah State*	W	87- 78
F 4	at Pacific*	L	56- 62
F 6	UC SANTA BARBARA*	W	82- 69



Rollie Massimino became UNLV's sixth head coach on April 1, 1992. In two seasons at the helm of one of the winningest programs in the country, Massimino led the Runnin' Rebels to their 20th and 21st consecutive winning seasons. He came to UNLV following 19 seasons at Villanova, where he led the Wildcats to the 1985 National Championship with a stunning 66-64 victory over Georgetown.

Years	Seasons	W	L	PCT
1992-94	2	36	21	.636

**Rollie Massimino**  
(1992-94)

F 8	LONG BEACH STATE*	W	95- 83
F 11	at San José State*	W	80- 74
F 14	LOUISVILLE	L	86- 90
F 20	NEW MEXICO STATE*	W	97- 81
F 22	at UC Santa Barbara*	L	83- 86
F 25	UNR*	W	100- 93
F 27	UTAH STATE*	W	94- 86
M 1	at New Mexico State*	L	88- 90
M 4	at UC Irvine*	W	96- 74
M 6	at Cal State Fullerton*	L	83- 84
M 12	Utah State (1)	W	104- 86
M 13	Long Beach State (1)	L	77- 79
M 17	USC (2)	L	74- 90

- \* Big West Conference games
- (1) Big West Tournament, Long Beach, Calif.
- (2) National Invitation Tournament

**1993-94 (15-13/10-8 Big West)**

**Coach: Rollie Massimino**

D 4	at UCLA	L	83- 108
D 8	at Texas A&M	L	62- 68
D 18	LOYOLA MARYMOUNT	W	93- 77
D 21	VERMONT	W	85- 56
D 23	EASTERN KENTUCKY	W	77- 62
D 28	ADELPHI UNIVERSITY	W	91- 60
J 3	VIRGINIA	L	39- 59
J 5	at Cal State Fullerton*	W	77- 66
J 8	at Georgetown	L	67- 78
J 11	at UC Irvine*	W	101- 79
J 17	NEW MEXICO ST.* (OT)	L	91- 95
J 20	UNR*	W	97- 93
J 22	UTAH STATE*	W	67- 61
J 24	UC SANTA BARBARA*	W	87- 85
J 27	at Pacific*	L	95- 108
J 29	at San José State*	L	77- 92
F 3	at Utah State* (OT)	L	81- 82
F 5	at UNR*	L	88- 93
F 7	LONG BEACH STATE*	W	68- 61
F 14	at New Mexico State*	L	66- 67
F 17	CAL STATE FULLERTON*	L	75- 84
F 19	UC IRVINE*	W	80- 64
F 24	at UC Santa Barbara*	W	64- 63
F 26	at Long Beach State*	W	74- 70
M 3	SAN JOSÉ STATE*	L	74- 80
M 6	PACIFIC*	W	76- 75
M 11	San José State (1)	W	83- 69
M 12	New Mexico State (1)	L	64- 82

\* Big West Conference games

- (1) Big West Tournament, Las Vegas

**1994-95 (12-16/7-11 Big West)**

**Coaches: Tim Grgurich, Howie Landa, Cleveland Edwards**

N 28	at Marquette (OT)	L	74- 82
D 11	at Seton Hall	L	79- 99
D 17	CAL STATE FULLERTON*	L	80- 82
D 22	at Louisville	L	72- 89
D 28	at Miami	W	56- 55
D 30	at Central Florida (OT)	W	103- 90
J 5	at UC Santa Barbara*	L	61- 77
J 7	UC IRVINE*	W	84- 80
J 12	at Cal State Northridge	W	91- 79
J 16	at New Mexico State*	L	79- 99
J 19	at UNR*	L	73- 84
J 21	at Utah State*	W	69- 63
J 26	PACIFIC*	W	83- 78
J 28	SAN JOSÉ STATE*	W	80- 59
J 30	at Long Beach State* (OT)	L	73- 74
F 2	at UC Irvine*	L	69- 82
F 4	at Cal State Fullerton*	W	69- 53

F 11	at William & Mary	W	83- 74
F 12	at Virginia	L	65- 75
F 16	UTAH STATE*	L	72- 76
F 18	UNR*	L	57- 73
F 20	NEW MEXICO ST.*(OT)	L	95- 97
F 25	at San José State*	L	75- 86
F 27	at Pacific*	L	83- 84
M 2	UC SANTA BARBARA*	W	77- 72
M 4	LONG BEACH STATE*	W	92- 75
M 9	San José State (1)	W	77- 66
M 10	New Mexico State (1)	L	76- 96

\* Big West Conference games

- (1) Big West Tournament, Las Vegas

**1995-96 (10-16/7-11 Big West)**

**Coach: Bill Bayno**

N 25	CAL ST. NORTHBRIDGE	W	80- 56
D 2	at Loyola Marymount	L	67- 70
D 10	at USC	L	72- 82
D 16	BALL STATE (1)	L	51- 60
D 18	CHARLESTON SOUTHERN	L	55- 63
D 23	UCLA	L	82- 89
D 28	MICHIGAN (2)	W	66- 64
D 30	CENTRAL FLORIDA (2)	W	74- 53
J 4	UTAH STATE*	W	66- 57
J 8	PACIFIC*	L	68- 88
J 10	at San José State*	L	64- 66
J 13	LONG BEACH STATE*	W	85- 72
J 15	UC SANTA BARBARA*	W	64- 55
J 18	at Cal State Fullerton*	L	61- 64
J 20	at UC Irvine*	L	61- 66
J 27	at New Mexico State*	L	66- 68
J 29	UNR*	L	64- 71
F 1	SAN JOSÉ STATE*	W	84- 75
F 5	at Long Beach State*	L	65- 84
F 10	at UC Santa Barbara*	L	57- 65
F 15	at Pacific*	L	55- 80
F 17	CAL STATE FULLERTON*	W	68- 59
F 19	UC IRVINE*	W	63- 60
F 24	NEW MEXICO STATE*	L	72- 81
F 26	at UNR*	W	64- 61
M 2	at Utah State*	L	69- 82

\* Big West Conference games

- (1) Las Vegas Bowl Classic, Las Vegas
- (2) UNLV Holiday Classic, Las Vegas

**1996-97 (22-10/11-5 WAC Pacific Div.)**

**Coach: Bill Bayno**

N 23	CAL ST. NORTHBRIDGE	W	61- 59
N 26	JACKSONVILLE (OT)	W	85- 79
N 29	MIAMI	W	55- 43
D 7	at UC Irvine	W	69- 59
D 14	at UNR	L	69- 78
D 18	at Syracuse	L	57- 78
D 21	TULANE (1)	W	83- 76
D 23	SOUTHERN UTAH	W	72- 59
D 28	USC	W	80- 75
D 30	NORTHERN ARIZONA	W	77- 67
J 2	at San José State*	W	71- 63
J 6	at TCU*	W	98- 91
J 9	SAN DIEGO STATE*	W	79- 59
J 11	HAWAII*	L	65- 6

# YEAR-BY-YEAR RESULTS



**Tim Grgurich**  
(1994-95)

Tim Grgurich became UNLV's seventh head coach on Oct. 22, 1994. He spent 12 years as an assistant coach under Jerry Tarkanian at UNLV (1981-92). He helped Tarkanian's squads advance to the Final Four in 1987, 1990 and 1991, capturing the national title in 1990. In 1994-95, he compiled a record of 2-5 but left the team after seven games because of health reasons. Assistant coaches Howie Landa and Cleveland Edwards served as interim head coaches for the remainder of the season. Grgurich announced his resignation on March 3, 1995. He returned to the Seattle Supersonics, where he was an assistant coach, in July of 1995.

Tim Grgurich	W	L	PCT.	Howie Landa	W	L	PCT.	Cleveland Edwards	W	L	PCT.
(1994-95)	2	5	.286	(1994-95)	5	2	.714	(1994-95)	5	9	.357

F 17 FRESNO STATE*	W	78-64
F 20 AIR FORCE*	W	87-72
F 22 TCU*	W	82-72
F 27 at Wyoming* (OT)	W	75-69
M 1 at Colorado State*	L	58-59
M 4 RICE (2)	W	71-61
M 6 TULSA (2)	L	65-68
M 12 MEMPHIS (3)	W	66-62
M 17 HAWAII (3) (OT)	W	89-80
M 19 at Arkansas (3)	L	73-86

\* Western Athletic Conference games  
(1) Las Vegas Shootout, Thomas & Mack Center, Las Vegas  
(2) WAC Tournament, Thomas & Mack Center, Las Vegas  
(3) National Invitation Tournament

**1997-98 (20-13/7-7 WAC Mountain Div.)**

**Coach: Bill Bayno**

N 15 LOYOLA MARYMOUNT	W	96-81
N 19 EASTERN MICHIGAN (1)	W	84-66
N 21 at Kansas (1)	L	68-92
D 2 at USC	W	82-72
D 6 at Michigan	L	59-83
D 13 at Rhode Island	L	73-91
D 17 CHICAGO STATE	W	86-49
D 20 SYRACUSE (2)	L	64-71
D 23 UC IRVINE	W	77-55
D 27 UCLA	L	57-65
D 30 UNR	W	62-50
J 4 at Tulane	W	77-61
J 10 AIR FORCE*	W	88-77
J 15 at New Mexico*	L	61-79
J 17 at UTEP*	L	50-62
J 22 BYU*	W	76-63
J 24 UTAH*	L	54-67
J 26 CHAMINADE	W	77-49
J 29 at Colorado State*	L	57-60
J 31 at Wyoming*	L	62-73
F 5 at Air Force*	W	59-57
F 7 WOFFORD	W	79-52
F 14 UTEP*	W	69-63
F 16 NEW MEXICO*	L	66-75
F 21 at BYU*	W	84-76
F 23 at Utah*	L	68-79
F 26 WYOMING*	W	72-66
F 28 COLORADO STATE*	W	78-66
M 3 HAWAII (3)	W	64-59
M 5 UTAH (3)	W	54-51
M 6 FRESNO STATE (3)	W	76-67
M 7 NEW MEXICO (3)	W	56-51
M 12 Princeton (4)	L	57-69

\* Western Athletic Conference games  
(1) NIT  
(2) Las Vegas Shootout, Las Vegas  
(3) WAC Tournament, Thomas & Mack Center, Las Vegas  
(4) NCAA East First Round, Hartford, Conn.

**1998-99 (16-13/9-5 WAC Mountain Div.)**

**Coach: Bill Bayno**

N 14 SACRED HEART	W	103-56
N 16 TROY	W	95-58
N 20 USC	L	68-71
N 24 WEBER STATE	W	82-64
N 27 Kansas (1)	L	50-78
D 2 at UNR	W	84-69
D 5 Arizona State (2)	L	70-79

D 12 at UCLA	L	67-72
D 19 CINCINNATI (3)	L	73-86
D 22 OKLAHOMA STATE	L	69-81
D 27 COLUMBIA	W	74-45
D 28 SOUTHERN UTAH	W	85-63
J 2 at Cal Poly	W	79-67
J 9 AIR FORCE*	W	91-58
J 14 RICE*	W	78-72
J 16 TULSA*	W	73-55
J 21 at SMU*	L	62-72
J 23 at TCU* (OT)	W	95-88
J 28 WYOMING*	W	96-75
J 30 COLORADO STATE*	W	80-77
F 6 at Air Force*	W	65-64
F 13 at Rice*	L	55-59
F 15 at Tulsa*	W	54-53
F 20 SMU*	L	78-80
F 22 TCU*	L	72-76
F 25 at Colorado State*	W	64-61
F 27 at Wyoming*	L	76-79
M 4 SMU (4)	L	70-71
M 10 at Nebraska (5)	L	55-68

\* Western Athletic Conference games  
(1) Tip-Off Classic, Springfield, Mass.  
(2) at America West Arena, Phoenix, Ariz.  
(3) Las Vegas Shootout, Thomas & Mack Center, Las Vegas  
(4) WAC Tournament, Thomas & Mack Center, Las Vegas  
(5) National Invitation Tournament

**1999-00 (23-8/10-4 Mountain West)**

**Coach: Bill Bayno**

N 19 MISSISSIPPI VALLEY ST	W	99-73
N 21 FAIRFIELD	W	92-68
N 24 UNR	W	98-79
N 28 GEORGETOWN	W	85-69
D 3 vs. Princeton (1)	W	76-66
D 4 vs. North Carolina (1)	L	78-102
D 15 AUSTIN PEAY STATE	W	87-66
D 18 OKLAHOMA STATE (2)	L	75-89
D 21 CAL POLY	W	104-82
D 28 EASTERN KENTUCKY	W	87-80
J 2 at Cincinnati	L	66-106
J 4 HIGH POINT	W	72-53
J 10 BYU*	L	75-77
J 15 at Air Force*	W	98-73
J 17 at New Mexico*	W	85-73
J 22 SAN DIEGO STATE*	W	83-55
J 29 at Colorado State*	W	78-75
J 31 at Wyoming*	L	98-109
F 5 UTAH*	W	72-66
F 10 COLORADO STATE*	W	74-63
F 12 WYOMING*	W	87-60
F 19 at BYU*	L	82-83
F 21 at Utah*	L	52-96
F 22 FLORIDA ATLANTIC	W	81-60
F 26 AIR FORCE*	W	84-61
M 2 at San Diego State*	W	85-64
M 4 NEW MEXICO*	W	80-67
M 9 SAN DIEGO STATE (3)	W	77-72
M 10 WYOMING (3)	W	97-92
M 11 BYU (3)	W	79-56
M 17 Tulsa (4)	L	62-89

\* Mountain West games  
(1) Food Lion/MVP Classic, Charlotte, N.C.

- (2) Las Vegas Showdown, Thomas & Mack Center, Las Vegas
- (3) MW Tournament, Thomas & Mack Center, Las Vegas
- (4) NCAA South First Round, Nashville, Tenn.

**2000-01 (16-13/7-7 Mountain West)**

**Coaches: Bill Bayno, Max Good**

N 17 NORTHERN ARIZONA	W	81-60
N 20 Illinois (1)	L	69-74
N 21 Louisville (1) (OT)	L	85-86
N 22 Chaminade (1)	W	90-78
N 25 CAL STATE NORTHRIDGE	W	70-69
D 2 Oklahoma State (2) (OT)	L	69-77
D 9 at UNR	L	71-80
D 16 CINCINNATI (3)	L	72-90
D 18 ALASKA-ANCHORAGE	W	101-71
D 22 PEPPERDINE	W	69-64
D 28 MONMOUTH	W	81-70
D 31 at Old Dominion	W	82-67
J 3 LOYOLA MARYMOUNT	W	75-60
J 6 CHICAGO STATE	W	106-71
J 8 AIR FORCE*	W	65-54
J 13 at Utah*	L	70-79
J 15 at BYU*	L	63-91
J 22 NEW MEXICO*	W	80-72
J 25 at Georgetown	L	62-79
J 27 SAN DIEGO STATE* (OT)	W	82-72
F 3 at Colorado State*	L	55-80
F 5 at Wyoming*	W	80-78
F 10 BYU*	W	68-56
F 12 UTAH*	L	77-85
F 17 at Air Force*	W	86-78
F 19 at New Mexico*	L	56-75
F 24 at San Diego State*	L	66-83
M 1 COLORADO STATE*	L	62-68
M 3 WYOMING*	W	106-102

\* Mountain West games  
(1) Maui Invitational, Lahaina Civic Center, Lahaina, Hawaii  
(2) Myriad Center, Oklahoma City, Okla.  
(3) Las Vegas Showdown, Thomas & Mack Center, Las Vegas

**2001-02 (21-11/9-5 Mountain West)**

**Coach: Charlie Spoonhour**

N 17 WISCONSIN	W	74-69
N 20 NICHOLLS STATE	W	97-54
N 24 at Cincinnati	L	61-74
N 28 at Washington	L	64-77
D 1 GEORGIA SOUTHERN	W	79-64
D 8 UAB (1)	L	68-74
D 15 at Loyola Marymount	W	70-68
D 20 UNR	W	87-75
D 22 TEXAS (2)	L	78-87
D 28 TENNESSEE STATE	W	101-83
D 30 OLD DOMINION	W	84-76
J 5 WYOMING*	L	59-69

J 7 at Air Force*	W	66-54
J 12 at Utah*	L	63-86
J 15 at BYU*	L	47-60
J 21 COLORADO STATE*	W	75-68
J 26 at San Diego State* (OT)	W	80-79
F 3 DEPAUL	W	90-75
F 5 at New Mexico* (OT)	L	81-84
F 9 BYU*	W	73-70
F 11 UTAH*	W	72-64
F 13 FLORIDA INTERNATIONAL	W	83-77
F 16 at Wyoming*	L	78-82
F 18 at Colorado State* (OT)	W	96-91
F 23 SAN DIEGO STATE* (OT)	W	83-76
F 28 AIR FORCE*	W	73-66
M 2 NEW MEXICO*	W	91-82
M 7 NEW MEXICO (3) (2OT)	W	120-117
M 8 UTAH (3)	W	76-70
M 9 SAN DIEGO STATE (3)	L	75-78
M 12 ARIZONA STATE (4)	W	96-91
M 19 at South Carolina (4)	L	65-75

\* Mountain West games  
(1) Arby's Hardwood Classic, BJCC, Birmingham, Ala.  
(2) Las Vegas Showdown, Thomas & Mack Center, Las Vegas  
(3) MW Tournament, Thomas & Mack Center, Las Vegas  
(4) National Invitation Tournament

**2002-03 (21-11/8-6 Mountain West)**

**Coach: Charlie Spoonhour**

N 24 PORTLAND STATE	W	69-54
N 27 UAB	W	84-75
N 30 WASHINGTON	W	82-61
D 4 at UNR	W	82-80
D 7 at Wisconsin	L	74-91
D 14 at Bradley (OT)	W	85-83
D 17 UT MARTIN	W	101-78
D 21 STANFORD (1)	L	66-77
D 28 WEST VIRGINIA (2)	W	70-67
D 29 SMU (2)	W	79-78
J 2 PURDUE FORT WAYNE	W	74-62
J 4 SANTA CLARA	W	75-53
J 11 at DePaul	W	75-70
J 16 at BYU*	L	77-85
J 20 UTAH*	L	63-66
J 25 at Air Force*	L	71-75
J 27 at New Mexico*	W	75-66
F 1 WYOMING*	L	80-90
F 3 COLORADO STATE*	W	90-57
F 9 USC	L	73-98
F 11 at San Diego State*	W	79-64
F 14 BYU*	W	61-54
F 17 at Utah* (OT)	L	80-86
F 22 NEW MEXICO*	W	74-69
F 24 AIR FORCE*	W	74-70
M 1 at Colorado State*	W	73-67
M 3 at Wyoming*	L	66-69



The Runnin' Rebels celebrate following the 1990 NCAA Tournament's championship game.



# YEAR-BY-YEAR RESULTS



**Bill Bayno  
(1995-2000)**

Bill Bayno became UNLV's 10th head coach on March 30, 1995. He came to UNLV from Massachusetts where he was associate coach for seven years. He compiled 94 wins with the Runnin' Rebels and led four straight UNLV teams to the postseason (1997-2000). On Dec. 12, 2000, Bayno was reassigned and assistant coach Max Good was named head coach for the remainder of the 2000-01 season.

Bill Bayno				
Years	Seasons	W	L	PCT
1995-2000	5+	94	64	.595
Max Good				
Years	Seasons	W	L	PCT
2000-01	0+	13	9	.591

M 8	SAN DIEGO STATE*	W	83- 72
M 13	SAN DIEGO STATE (3)	W	83- 67
M 14	UTAH (3)	W	64- 41
M 15	COLORADO STATE (3)	L	61- 62
M 19	HAWAII (4)	L	68- 85

\* Mountain West games  
 (1) Las Vegas Showdown, Thomas & Mack Center, Las Vegas  
 (2) Jim Thorpe Classic, Thomas & Mack Center, Las Vegas  
 (3) MW Tournament, Thomas & Mack Center, Las Vegas  
 (4) National Invitation Tournament

**2003-04 (18-13/7-7 Mountain West)**  
**Coaches: Charlie Spoonhour, Jay Spoonhour**

N 21	DELAWARE STATE	W	65- 59
N 24	UNR	L	62- 74
N 26	WESTERN ILLINOIS	W	75- 55
N 29	CALIFORNIA	W	59- 57
D 3	at USC (OT)	W	92- 83
D 6	at Loyola Marymount	W	78- 61
D 13	at Stanford	L	71- 86
D 18	NORTHERN ARIZONA	L	73- 74
D 20	AUBURN (1)	W	82- 69
D 28	BRADLEY	W	73- 55
D 30	MONTANA	W	86- 67
J 7	OCCIDENTAL	W	78- 63
J 12	UTAH*	L	67- 72
J 17	at San Diego State*	L	78- 83
J 24	at Wyoming*	W	76- 62
J 26	at Colorado State* (OT)	L	83- 89
J 31	NEW MEXICO*	W	89- 80
F 2	AIR FORCE*	W	63- 50
F 7	at BYU*	L	61- 64
F 9	at Utah*	L	56- 70
F 15	at Missouri	L	60- 94
F 17	SAN DIEGO STATE*	W	68- 65
F 21	COLORADO STATE*	W	94- 79
F 23	WYOMING*	W	95- 80
F 28	at Air Force*	L	70- 72
M 1	at New Mexico*	W	78- 75
M 6	BYU*	L	88- 89
M 11	New Mexico (2)	W	55- 53
M 12	Colorado State (2)	W	80- 73
M 13	Utah (2)	L	70- 73
M 17	at Boise State (3)	L	69- 84

\* Mountain West games  
 (1) Las Vegas Showdown, Thomas & Mack Center, Las Vegas  
 (2) MW Tournament, Pepsi Center, Denver, Colo.  
 (3) National Invitation Tournament

**2004-05 (17-14/7-7 Mountain West)**  
**Coach: Lon Kruger**

N 23	ST. MARY'S	L	54- 64
N 26	OREGON STATE	W	86- 61
D 1	at California	W	73- 72
D 4	at UNR	L	78- 84
D 8	at Pepperdine	L	78- 86
D 12	at Auburn (OT)	W	91- 87
D 18	OKLAHOMA STATE (1)	L	67- 79
D 21	GARDNER-WEBB	W	80- 65
D 22	FLORIDA ATLANTIC	W	83- 66
D 29	TEXAS-PAN AMERICAN	W	74- 54
J 2	at Texas	L	82- 89
J 5	FORT LEWIS	W	92- 80
J 10	at Utah*	L	52- 70
J 15	SAN DIEGO STATE*	L	73- 81
J 22	COLORADO STATE*	W	86- 77

J 24	WYOMING*	W	79- 67
J 29	at New Mexico*	L	58- 62
J 31	at Air Force*	L	48- 64
F 5	BYU* (OT)	L	72- 82
F 7	UTAH*	L	53- 57
F 9	MISSOURI	W	74- 71
F 12	at San Diego State* (OT)	W	93- 91
F 19	at Wyoming*	W	68- 66
F 21	at Colorado State*	W	81- 79
F 26	AIR FORCE*	W	63- 57
F 28	NEW MEXICO*	L	66- 77
M 5	at BYU*	W	76- 66
M 10	vs. Wyoming (2)	W	70- 63
M 11	vs. Utah (2)	L	67- 73
M 17	ARIZONA STATE (3)	W	89- 78
M 22	at South Carolina (3)	L	66- 77

\* Mountain West games  
 (1) Las Vegas Showdown, Thomas & Mack Center, Las Vegas  
 (2) MW Tournament, Pepsi Center, Denver, Colo.  
 (3) National Invitation Tournament

**2005-06 (17-13/10-6 Mountain West)**  
**Coach: Lon Kruger**

N 18	LONG BEACH STATE	W	108- 73
N 22	HAWAII	W	67- 61
N 26	UNR	L	61- 68
N 30	at Oklahoma State	L	62- 80
D 3	at Oregon State	L	63- 69
D 6	at Hawaii	L	72- 78
D 10	at Minnesota	L	67- 72
D 17	TEXAS TECH (1)	W	84- 73
D 20	HOUSTON	W	83- 73
D 22	PEPPERDINE	L	61- 75
D 29	LOYOLA MARYMOUNT	W	79- 60
D 31	SOUTHERN UTAH	W	67- 53
J 4	at Wyoming*	W	88- 77
J 11	BYU*	W	82- 72
J 14	at San Diego State*	L	67- 83
J 18	COLORADO STATE*	W	68- 57
J 21	at Utah*	W	71- 59
J 25	AIR FORCE*	L	50- 52
J 28	NEW MEXICO*	W	67- 56
F 1	at TCU*	W	73- 60
F 4	WYOMING*	W	66- 54
F 11	at BYU*	L	72- 75
F 16	SAN DIEGO STATE*	L	70- 81
F 18	at Colorado State*	W	80- 72
F 22	UTAH*	W	65- 58
F 25	at Air Force*	L	55- 68
M 1	at New Mexico*	L	39- 47
M 4	TCU*	W	72- 61
M 9	vs. New Mexico (2)	W	65- 64
M 10	vs. San Diego State (2)	L	60- 63

\* Mountain West games  
 (1) Las Vegas Showdown, Thomas & Mack Center, Las Vegas  
 (2) MW Tournament, Pepsi Center, Denver, Colo.

**2006-07 (30-7/12-4 Mountain West)**  
**Coach: Lon Kruger**

N 10	HAWAII	W	73- 59
N 14	EASTERN WASHINGTON	W	82- 79
N 17	UC SANTA BARBARA	L	76- 79
N 21	WASHBURN	W	83- 55
N 25	SAN FRANCISCO	W	96- 88

N 28	at Arizona	L	75- 89
D 2	vs. Northern Arizona (1)	W	93- 53
D 5	at Hawaii	W	61- 58
D 9	at UNR	W	58- 49
D 17	TEXAS A&M-CC (2)	W	67- 57
D 18	NORFOLK STATE (2)	W	103- 56
D 19	SOUTH FLORIDA (2)	W	74- 59
D 22	MINNESOTA	W	62- 58
D 28	at Texas Tech	W	74- 66
D 30	at Houston	W	78- 62
J 3	UTAH* (2OT)	W	97- 94
J 6	at Air Force*	L	50- 56
J 10	at Wyoming* (OT)	L	76- 86
J 13	BYU*	W	83- 75
J 20	at TCU*	W	75- 66
J 23	SAN DIEGO STATE*	W	68- 61
J 27	NEW MEXICO* (OT)	W	76- 72
J 30	at Colorado State*	W	76- 59
F 3	at BYU*	L	63- 90
F 7	TCU*	W	82- 67
F 10	WYOMING*	W	80- 70
F 13	at San Diego State*	L	52- 67
F 17	at Utah*	W	70- 57
F 20	AIR FORCE*	W	60- 50
F 28	at New Mexico*	W	85- 83
M 3	COLORADO STATE*	W	65- 47
M 8	UTAH (3)	W	80- 54
M 9	COLORADO STATE (3)	W	88- 72
M 10	BYU (3)	W	78- 70
M 16	vs. Georgia Tech (4)	W	67- 63
M 18	vs. Wisconsin (4)	W	74- 68
M 23	vs. Oregon (5)	L	72- 76

\* Mountain West games  
 (1) at Burns Arena, St. George, Utah  
 (2) Duel in the Desert, Thomas & Mack Center, Las Vegas  
 (3) MW Tournament, Thomas & Mack Center, Las Vegas  
 (4) NCAA Midwest First and Second Rounds, United Center, Chicago, Ill.  
 (5) NCAA Midwest Regional, Edward Jones Dome, St. Louis, Mo.

**2007-08 (27-8/12-4 Mountain West)**  
**Coach: Lon Kruger**

N 9	MONTANA STATE	W	76- 65
N 13	DIXIE STATE	W	97- 66
N 17	at San Diego	W	66- 55
N 21	LOUISVILLE	L	48- 68
N 24	UNR	W	79- 67
N 27	at UC Santa Barbara	L	60- 63
D 1	UTEP	W	84- 71
D 5	at Northern Arizona	W	83- 74
D 8	vs. Fresno State (1)	W	84- 71
D 19	ARIZONA	L	49- 52
D 22	UT MARTIN	W	74- 48
D 28	KENNESAW STATE (2)	W	78- 55
D 29	NICHOLLS STATE (2)	W	64- 42
D 30	MINNESOTA (2)	W	81- 64
J 5	at Colorado State*	W	65- 62
J 12	at Air Force*	L	53- 65
J 15	BYU*	W	70- 41
J 23	WYOMING*	W	78- 71
J 26	at San Diego State*	W	72- 69
J 30	at TCU*	W	70- 58

F 2	NEW MEXICO*	W	79- 60
F 6	at Utah*	L	73- 81
F 9	COLORADO STATE*	W	68- 51
F 12	AIR FORCE*	W	58- 51
F 16	at BYU*	L	48- 74
F 23	at Wyoming*	W	73- 65
F 26	SAN DIEGO STATE*	W	68- 58
M 1	TCU*	W	74- 55
M 4	at New Mexico*	L	45- 59
M 8	UTAH*	W	70- 63
M 13	TCU (3)	W	89- 88
M 14	UTAH (3)	W	61- 55
M 15	BYU (3)	W	76- 61
M 20	vs. Kent State (4)	W	71- 58
M 22	vs. Kansas (4)	L	56- 75

\* Mountain West games  
 (1) at Orleans Arena, Las Vegas  
 (2) Duel in the Desert, Thomas & Mack Center, Las Vegas  
 (3) MW Tournament, Thomas & Mack Center, Las Vegas  
 (4) NCAA Midwest First and Second Rounds, Qwest Center Omaha, Omaha, Neb.

**2008-09 (21-11/9-7 Mountain West)**  
**Coach: Lon Kruger**

N 15	SAN DIEGO	W	65- 60
N 18	TEXAS-PAN AMERICAN (1)	W	73- 48
N 20	NORTHERN ARIZONA	W	87- 71
N 22	NORTH CAROLINA A&T (1)	W	71- 58
N 24	at UTEP	W	80- 67
N 28	CALIFORNIA (1)	L	55- 73
N 29	CINCINNATI (1)	L	65- 67
D 3	at Fresno State	W	82- 76
D 6	at UNR	W	64- 57
D 14	vs. Western Michigan (2)	W	70- 61
D 17	SANTA CLARA	W	78- 66
D 20	ARIZONA	W	79- 64
D 23	SOUTHERN UTAH	W	73- 60
D 31	at Louisville	W	56- 55
J 3	NEW MEXICO*	W	60- 58
J 10	at TCU*	L	73- 80
J 14	at Colorado State*	L	69- 71
J 17	WYOMING*	W	83- 66
J 21	at BYU*	W	76- 70
J 24	UTAH*	W	75- 65
J 31	at Air Force*	W	59- 38
F 3	SAN DIEGO STATE* (OT)	L	66- 68
F 7	at New Mexico* (OT)	L	69- 73
F 10	TCU*	W	71- 57
F 14	COLORADO STATE*	W	89- 70
F 18	at Wyoming*	L	68- 77
F 21	BYU*	W	75- 74
F 25	at Utah*	L	60- 70
M 4	AIR FORCE*	W	46- 43
M 7	at San Diego State*	L	46- 57
M 12	SAN DIEGO STATE (3)	L	57- 71
M 17	at Kentucky (4)	L	60- 70

\* Mountain West games  
 (1) Global Sports Classic, Thomas & Mack Center, Las Vegas  
 (2) at Orleans Arena, Las Vegas  
 (3) MW Tournament, Thomas & Mack Center, Las Vegas  
 (4) National Invitation Tournament



**Charlie Spoonhour  
(2001-04)**

Charlie Spoonhour was named the 12th head coach in UNLV Runnin' Rebel history. He turned in identical 21-11 records in his first two seasons at UNLV. The Runnin' Rebels advanced to the second round of the NIT in his first season and lost in the NIT's first round in his second. Spoonhour stepped down after 21 games into his third season citing health issues. His son, Jay, who was an assistant under his father, led the team the rest of the way and turned in a 6-4 mark, leading the team to the MW Tournament's championship game and earning a NIT bid for the third straight season.

Charlie Spoonhour				
Years	Seasons	W	L	PCT
2001-04	2+	54	31	.635
Jay Spoonhour				
Years	Seasons	W	L	PCT
2004	0+	6	4	.600



# YEAR-BY-YEAR RESULTS



**Lon Kruger  
(2004-11)**

Lon Kruger was hired as the 14th head coach in UNLV men's basketball history (10th full-time) in 2004. In his seven years with the Runnin' Rebels he compiled a 161-71 (.694) record and led the team to four NCAA Tournament appearances in his last five years. His third season in Las Vegas (2006-07), Kruger led UNLV to its best season in 16 years as the team finished 30-7 overall, won the MW Tournament Championship, and advanced to the Sweet 16 of the NCAA Tournament for the first time since 1991. The following season, UNLV became the first MW school to repeat as conference tournament champions and advanced to the NCAA Tournament's second round. Kruger led UNLV to wins in back-to-back NCAA Tournaments for the first time since 1990 and 1991.

Years	Seasons	W	L	PCT
2004-11	7	161	71	.694

**2009-10 (25-9/11-5 Mountain West)**

**Coach: Lon Kruger**

N 14	PITTSBURG STATE	W	91- 52
N 18	UNR	W	88- 75
N 21	SOUTHERN ILLINOIS	W	78- 69
N 25	HOLY CROSS	W	80- 59
N 28	LOUISVILLE	W	76- 71
D 2	at Arizona (2OT)	W	74- 72
D 5	at Santa Clara	W	66- 63
D 12	KANSAS STATE (1)	L	80- 95
D 15	at Southern Utah	W	77- 59
D 17	WEBER STATE	W	72- 63
D 19	USC UPSTATE	W	88- 58
D 22	vs. SMU (2)	W	67- 53
D 23	at Hawaii (2)	W	77- 53
D 25	vs. USC (2)	L	56- 67
J 6	at BYU*	L	73- 77
J 9	at New Mexico*	W	74- 62
J 13	SAN DIEGO STATE*	W	76- 66
J 16	UTAH*	L	69- 73
J 20	at Colorado State*	W	80- 72
J 23	at TCU*	W	79- 70
J 26	AIR FORCE*	W	60- 50
F 3	at Wyoming*	W	78- 50
F 6	BYU*	W	88- 74
F 10	NEW MEXICO*	L	66- 76
F 13	at San Diego State*	L	58- 68
F 17	at Utah*	L	61- 66
F 20	COLORADO STATE*	W	70- 39
F 24	TCU*	W	78- 62
F 27	at Air Force*	W	77- 47
M 6	WYOMING*	W	74- 56
M 11	UTAH (3)	W	73- 61
M 12	BYU (3)	W	70- 66
M 13	SAN DIEGO STATE (3)	L	45- 55
M 18	vs. Northern Iowa (4)	L	66- 69

\* Mountain West games

- (1) at Orleans Arena, Las Vegas
- (2) Diamond Head Classic, Stan Sheriff Center, Honolulu, Hawaii
- (3) MW Tournament, Thomas & Mack Center, Las Vegas
- (4) NCAA Midwest First Round, Ford Center, Oklahoma City, Okla.

**2010-11 (24-9/11-5 Mountain West)**

**Coach: Lon Kruger**

N 12	UC RIVERSIDE	W	85- 41
N 17	SE LOUISIANA	W	92- 56
N 20	WISCONSIN	W	68- 65
N 25	vs. Tulsa (1)	W	80- 71
N 26	vs. Murray State (1)	W	69- 55
N 28	vs. Virginia Tech (1)	W	71- 59
D 1	at Illinois State	W	82- 51
D 4	at UNR	W	82- 70
D 8	BOISE STATE (2)	W	75- 72
D 11	at Louisville	L	69- 77
D 15	UC SANTA BARBARA	L	62- 68
D 18	SOUTHERN UTAH	W	72- 50
D 21	at Kansas State (3)	W	63- 59
D 30	CENTRAL MICHIGAN	W	73- 47
J 5	BYU*	L	77- 89
J 8	TCU*	W	83- 49
J 12	at San Diego State*	L	49- 55
J 15	at Air Force*	W	64- 52

J 19	COLORADO STATE*	L	63- 78
J 22	NEW MEXICO*	W	63- 62
J 25	at Wyoming*	W	74- 65
F 2	UTAH*	W	67- 54
F 5	at BYU*	L	64- 78
F 9	at TCU*	W	94- 79
F 12	SAN DIEGO STATE*	L	57- 63
F 15	AIR FORCE*	W	49- 42
F 19	at Colorado State*	W	68- 61
F 23	at New Mexico* (OT)	W	77- 74
F 26	WYOMING*	W	90- 77
M 5	at Utah*	W	78- 58
M 10	AIR FORCE (4)	W	69- 53
M 11	SAN DIEGO STATE (4)	L	72- 74
M 18	vs. Illinois (5)	L	62- 73

\* Mountain West games

- (1) 76 Classic, Anaheim Convention Center, Anaheim, Calif.
- (2) at Orleans Arena, Las Vegas
- (3) at Sprint Center, Kansas City, Mo.
- (4) MW Tournament, Thomas & Mack Center, Las Vegas
- (5) NCAA Southwest Second Round, BOK Center, Tulsa, Okla.

**2011-12 (26-9/9-5 Mountain West)**

**Coach: Dave Rice**

N 11	GRAND CANYON	W	83- 66
N 14	UNR	W	71- 67
N 17	CANISIUS	W	95- 70
N 20	MORGAN STATE (1)	W	92- 55
N 22	CAL POLY (1)	W	75- 52
N 25	vs. USC (2)	W	66- 55
N 26	vs. North Carolina (2)	W	90- 80
N 30	at UC Santa Barbara (2OT)	W	94- 88
D 4	at Wichita State	L	70- 89
D 7	CAL ST. SAN MARCOS (3)	W	94- 50
D 10	at Wisconsin	L	51- 62
D 14	UTEP	W	65- 54
D 17	at Illinois (4)	W	64- 68
D 19	LOUISIANA-MONROE	W	81- 63
D 23	CALIFORNIA	W	85- 68
D 28	CENTRAL ARKANSAS	W	124- 75
D 31	at Hawaii	W	74- 69
J 5	at CSU Bakersfield	W	89- 57
J 14	at San Diego State*	L	67- 69
J 18	TCU*	W	101- 78
J 21	NEW MEXICO*	W	80- 63
J 25	at Boise State* (OT)	W	77- 72
J 28	at Air Force* (OT)	W	65- 63
F 1	COLORADO STATE*	W	82- 63
F 4	at Wyoming*	L	66- 68
F 11	SAN DIEGO STATE*	W	65- 63
F 14	at TCU* (OT)	L	97- 102
F 18	at New Mexico*	L	45- 65
F 22	BOISE STATE*	W	75- 58
F 25	AIR FORCE*	W	68- 58
F 29	at Colorado State*	L	59- 66
M 3	WYOMING*	W	74- 63
M 8	WYOMING (5)	W	56- 48
M 9	NEW MEXICO (5)	L	67- 72
M 15	vs. Colorado (6)	L	64- 68

\* Mountain West games

- (1) LV Invitational, Thomas & Mack Center, Las Vegas
- (2) LV Invitational, Orleans Arena, Las Vegas

- (3) Orleans Arena, Las Vegas
- (4) United Center, Chicago
- (5) MW Tournament, Thomas & Mack Center, Las Vegas
- (6) NCAA South Second Round, The Pit, Albuquerque, N.M.

**2012-13 (25-10/10-6 Mountain West)**

**Coach: Dave Rice**

N 12	NORTHERN ARIZONA (1)	W	92- 54
N 17	JACKSONVILLE STATE (1)	W	77- 58
N 23	OREGON (1)	L	79- 83
N 24	IOWA STATE (1)	W	82- 70
N 28	UC IRVINE	W	85- 57
D 1	HAWAII	W	77- 63
D 4	at Portland	W	68- 60
D 9	at California	W	76- 75
D 13	LA VERNE (2)	W	91- 44
D 17	at UTEP	W	62- 60
D 19	NORTHERN IOWA	W	73- 59
D 22	CANISIUS	W	89- 74
D 29	at North Carolina	L	73- 79
J 3	CHICAGO STATE	W	74- 52
J 5	CSU BAKERSFIELD	W	84- 63
J 9	at New Mexico*	L	60- 65
J 12	AIR FORCE* (OT)	W	76- 71
J 16	at San Diego State*	W	82- 75
J 19	at Colorado State*	L	61- 66
J 24	WYOMING*	W	62- 50
J 29	UNR*	W	66- 54
F 2	at Boise State*	L	72- 77
F 6	at Fresno State*	L	55- 64
F 9	NEW MEXICO*	W	64- 55
F 13	at Air Force*	L	56- 71
F 16	SAN DIEGO STATE*	W	72- 70
F 20	COLORADO STATE*	W	61- 59
F 23	at Wyoming*	W	65- 42
M 2	at UNR*	W	80- 63
M 5	BOISE STATE*	W	68- 64
M 9	FRESNO STATE*	L	52- 61
M 13	AIR FORCE (3)	W	72- 56
M 15	COLORADO STATE (3)	W	75- 65
M 16	NEW MEXICO (3)	L	56- 63
M 21	vs. California (4)	L	61- 64

\* Mountain West games

- (1) Global Sports Classic, Thomas & Mack Center, Las Vegas
- (2) Orleans Arena, Las Vegas
- (3) MW Tournament, Thomas & Mack Center, Las Vegas
- (4) NCAA East Second Round, HP Pavilion, San José, Calif.

**2013-14 (20-13/10-8 Mountain West)**

**Coach: Dave Rice**

N 8	PORTLAND STATE	W	67- 48
N 12	UC SANTA BARBARA	L	65- 86
N 15	OMAHA	W	73- 70
N 19	ARIZONA STATE	L	80- 86
N 26	ILLINOIS	L	59- 61
N 30	UT MARTIN	W	85- 55
D 7	at Arizona	L	58- 63

D 14	at Southern Utah	W	73- 51
D 18	RADFORD (1)	W	81- 62
D 20	SACRED HEART (1)	W	82- 50
D 22	vs. Santa Clara (2)	W	92- 71
D 23	vs. Mississippi State (2)	W	82- 66
D 28	CAL STATE FULLERTON	W	83- 64
J 1	at Fresno State*	W	75- 62
J 4	AIR FORCE*	L	68- 75
J 8	UNR*	L	71- 74
J 15	at New Mexico*	W	76- 73
J 18	at San Diego State*	L	52- 63
J 22	UTAH STATE*	W	62- 42
J 25	FRESNO STATE* (OT)	W	75- 73
J 29	at San José State*	W	70- 46
F 1	BOISE STATE*	W	73- 69
F 5	at Colorado State*	L	57- 75
F 8	WYOMING*	W	48- 46
F 15	at Utah State*	W	73- 62
F 19	NEW MEXICO*	L	56- 68
F 22	at Boise State* (OT)	L	90- 91
F 26	COLORADO STATE*	W	78- 70
M 1	at Air Force*	W	93- 67
M 5	SAN DIEGO STATE*	L	64- 73
M 8	at UNR	L	72- 76
M 13	WYOMING (3)	W	71- 67
M 14	SAN DIEGO STATE (3)	L	51- 59

\* Mountain West games

- (1) Continental Tire Las Vegas Classic, Thomas & Mack Center
- (2) Continental Tire Las Vegas Classic, Orleans Arena
- (3) MW Tournament, Thomas & Mack Center, Las Vegas

**2014-15 (18-15/8-10 Mountain West)**

**Coach: Dave Rice**

N 14	MOREHEAD STATE (1)	W	60- 59
N 16	SAM HOUSTON STATE (1)	W	59- 57
N 21	vs. Stanford (2)	L	60- 89
N 22	vs. Temple (2)	W	57- 50
N 29	ALBANY	W	75- 59
D 3	at Arizona State	L	55- 77
D 5	SAINT KATHERINE (3)	W	113- 53
D 13	vs. South Dakota (4)	W	75- 61
D 17	PORTLAND (OT)	W	75- 73
D 20	vs. Utah (5)	L	46- 59
D 23	ARIZONA	W	71- 67
D 27	SOUTHERN UTAH	W	79- 45
D 31	at Wyoming*	L	71- 76
J 4	at Kansas	L	61- 76
J 7	UNR*	L	62- 64
J 10	SAN JOSE STATE*	W	74- 40
J 13	at Boise State* (OT)	L	73- 82
J 17	at San Diego State*	L	47- 53
J 21	NEW MEXICO*	L	69- 71
J 24	UTAH STATE* (OT)	W	79- 77
J 27	at UNR*	W	67- 62
J 31	AIR FORCE*	W	74- 63
F 7	at Colorado State*	L	82- 83
F 10	FRESNO STATE*	W	73- 61
F 14	at Air Force*	L	75- 76
F 18	BOISE STATE*	L	48- 53



**Dave Rice  
(2011-16)**

Dave Rice became the 11th full-time head coach in UNLV men's basketball history in 2011. The first former player to become head coach of the program, Rice led the Runnin' Rebels to 98 wins in his four-plus years leading the team. He ranks third in head-coaching victories in program history. Rice led the team to back-to-back NCAA Tournament appearances in 2012 and 2013, including the program's highest seed in 22 years. He also led the Runnin' Rebels to wins over 10 ranked teams, including No. 1 North Carolina in 2011 and No. 3 Arizona in 2014. When he left the program, Todd Simon became interim head coach for the remainder of the 2015-16 season.

Years	Seasons	W	L	PCT
2011-16	4+	98	54	.645

Years	Seasons	W	L	PCT
2016	0+	9	8	.529



# YEAR-BY-YEAR RESULTS



**Marvin Menzies**  
(2016-19)

Marvin Menzies was hired as the 13th full-time head coach in the history of Runnin' Rebel basketball. A former UNLV assistant under Lon Kruger in 2004-05, Menzies returned to Las Vegas after nine years as head coach at New Mexico State. Over his three years leading the program, the Runnin' Rebels went 48-48.

Marvin Menzies				
Years	Seasons	W	L	PCT
2016-19	3	48	48	.500

F 21 at New Mexico *	W 76-68
F 24 at Utah State *	L 65-83
F 28 WYOMING *	W 69-57
M 4 SAN DIEGO STATE *	L 58-60
M 7 at San Jose State *	W 71-58
M 11 UNR (6)	W 67-46
M 12 SAN DIEGO STATE (6)	L 64-67
* Mountain West games	
(1) Coaches vs. Cancer Classic, Thomas & Mack Center, Las Vegas	
(2) Coaches vs. Cancer Classic, Barclays Center, Brooklyn, N.Y.	
(3) Orleans Arena, Las Vegas	
(4) Sanford Pentagon, Sioux Falls, S.D.	
(5) MGM Grand Showcase, MGM Grand Garden Arena, Las Vegas	
(6) MW Tournament, Thomas & Mack Center, Las Vegas	

**2015-16 (18-15/8-10 Mountain West)**

Coaches: Dave Rice, Todd Simon	
N 13 CAL POLY	W 74-72
N 16 NEW MEXICO HIGHLANDS	W 107-45
N 18 SOUTHERN UTAH	W 84-64
N 23 vs. UCLA (1)	L 75-77
N 24 vs. Chaminade (1)	W 93-73
N 25 vs. Indiana (1)	W 72-69
N 28 PRAIRIE VIEW A&M	W 80-62
D 4 vs. Oregon (2)	W 80-69
D 9 at Wichita State	L 50-56
D 12 at UC Riverside	W 73-62
D 16 ARIZONA STATE	L 56-66
D 19 at Arizona	L 70-82
D 22 SOUTH DAKOTA	W 103-68
D 30 FRESNO STATE *	L 66-69
J 6 at Colorado State *	L 65-66
J 9 at Wyoming *	L 57-59
J 12 NEW MEXICO *	W 86-74
J 16 AIR FORCE *	W 100-64
J 19 at Utah State *	W 80-68
J 23 at UNR *	L 63-65
J 27 BOISE STATE *	W 87-77
J 30 SAN DIEGO STATE *	L 52-67

F 2 at New Mexico *	L 83-87
F 6 at Fresno State * (2OT)	L 104-111
F 10 SAN JOSE STATE *	W 64-61
F 13 COLORADO STATE *	W 87-80
F 16 at Air Force *	L 74-79
F 20 UNR * (OT)	W 102-91
F 23 at Boise State *	L 69-81
F 27 WYOMING *	W 79-74
M 5 at San Diego State *	L 56-92
M 9 AIR FORCE (3) (3OT)	W 108-102
M10 FRESNO STATE (3)	L 82-95
* Mountain West games	
(1) Maui Jim Maui Invitational, Lahaina Civic Center, Maui, Hawaii	
(2) MGM Grand Showcase, MGM Grand Garden Arena, Las Vegas	
(3) MW Tournament, Thomas & Mack Center, Las Vegas	

**2016-17 (11-21/4-14 Mountain West)**

Coach: Marvin Menzies	
N 11 SOUTH ALABAMA	L 68-76
N 16 UC RIVERSIDE	W 74-62
N 19 CAL STATE FULLERTON	W 77-68
N 22 NORTHERN ARIZONA	W 110-71
N 25 TCU (1)	L 59-63
N 26 WESTERN KENTUCKY (1)	W 71-61
N 30 at Southern Utah	W 89-81
D 3 at Arizona State	L 73-97
D 10 vs. Duke (2)	L 45-94
D 14 INCARNATE WORD	W 92-64
D 17 vs. Oregon (3)	L 63-83
D 19 SOUTHERN ILLINOIS	W 68-61
D 22 KANSAS	L 53-71
D 28 at Colorado State *	L 77-91
D 31 WYOMING *	W 81-75
J 4 BOISE STATE *	L 59-77
J 7 at Utah State *	L 63-79
J 10 at New Mexico *	W 71-66
J 17 SAN DIEGO STATE *	L 51-64
J 21 AIR FORCE * (2OT)	W 87-85
J 25 at Wyoming *	L 65-66
J 28 at San Jose State *	L 72-76



The 2006-07 Runnin' Rebels advanced to the NCAA Tournament's Sweet 16 for the first time in 16 years. The team also captured the 2007 Mountain West Tournament title.



F 1 NEW MEXICO *	L 77-80
F 4 COLORADO STATE *	L 49-69
F 8 at UNR *	L 77-104
F 11 SAN JOSE STATE *	L 74-76
F 19 at San Diego State *	L 64-77
F 22 at Air Force *	L 58-81
F 25 UNR *	L 58-94
M 1 UTAH STATE *	W 66-59
M 4 at Fresno State *	L 59-72
M 8 SAN DIEGO STATE (4) (OT)	L 52-62
* Mountain West games	
(1) Global Sports Classic, Thomas & Mack Center, Las Vegas	
(2) T-Mobile Arena, Las Vegas	
(3) Moda Center, Portland, Ore.	
(4) MW Tournament, Thomas & Mack Center, Las Vegas	

**2017-18 (20-13/8-10 Mountain West)**

Coach: Marvin Menzies	
N 11 FLORIDA A&M	W 106-66
N 15 PRAIRIE VIEW A&M (1)	W 98-63
N 17 EASTERN WASHINGTON (1)	W 91-76
N 20 vs. Rice (2)	W 95-68
N 22 vs. Utah (2)	W 85-58
N 25 SOUTHERN UTAH	W 101-82
N 29 at Northern Iowa (OT)	L 68-77
D 2 ARIZONA (OT)	L 88-91
D 5 vs. Oral Roberts (3)	W 92-66
D 9 vs. Illinois (3)	W 89-82
D 16 at Pacific	W 81-76
D 20 MISSISSIPPI VALLEY ST.	W 95-63
D 22 NORTHERN COLORADO	W 94-91
D 30 BOISE STATE *	L 74-83
J 3 at San Jose State * (OT)	W 82-76
J 6 UTAH STATE *	L 78-85
J 10 at Air Force *	W 81-76
J 17 NEW MEXICO	L 81-85
J 20 at Colorado State *	W 79-74
J 23 at Fresno State *	L 63-69
J 27 SAN DIEGO STATE *	W 88-78
J 31 SAN JOSE STATE *	W 76-67
F 3 at Boise State * (OT)	L 91-93
F 6 at UNR *	W 86-78
F 10 WYOMING *	W 85-70
F 14 AIR FORCE *	W 81-73
F 17 at San Diego State *	L 56-94
F 21 FRESNO STATE *	L 64-77
F 25 at New Mexico *	L 90-91
F 28 UNR *	L 75-101
M 3 at Utah State *	L 67-79
M 7 AIR FORCE (4) (OT)	W 97-90
M 8 UNR (4)	L 74-79
* Mountain West games	
(1) MGM Resorts Main Event Preliminary Rounds, Thomas & Mack Center, Las Vegas	
(2) MGM Resorts Main Event Heavyweight Rounds, T-Mobile Arena, Las Vegas	
(3) MGM Grand Garden Arena, Las Vegas	
(4) MW Tournament, Thomas & Mack Center, Las Vegas	

**2018-19 (17-14/11-7 Mountain West)**

Coach: Marvin Menzies	
N 10 LOYOLA MARYMOUNT	L 50-61
N 13 UC RIVERSIDE	W 72-51
N 16 OAKLAND	W 74-61
N 20 PACIFIC	W 96-70
N 23 SOUTHERN UTAH	W 76-71
N 28 VALPARAISO	L 64-72
D 1 CINCINNATI	L 61-65
D 8 at Illinois	L 74-77
D 15 vs. BYU (1) (OT)	W 92-90

D 22 at Hawaii (2)	W 73-59
D 23 vs. Indiana State (2)	L 79-84
D 25 vs. Bucknell (2)	L 72-97
J 2 COLORADO STATE *	W 78-76
J 5 WYOMING *	W 68-56
J 8 at New Mexico *	W 80-69
J 16 at Air Force *	L 88-106
J 19 SAN JOSE STATE *	W 94-56
J 22 NEW MEXICO *	W 74-58
J 26 at San Diego State *	L 77-94
J 29 UNR *	L 70-87
F 2 at Utah State *	L 65-82
F 6 at Boise State *	W 83-72
F 9 FRESNO STATE *	L 65-83
F 12 AIR FORCE *	W 77-72
F 16 at San Jose State *	W 71-64
F 19 at Wyoming *	W 66-56
F 23 SAN DIEGO STATE *	L 59-60
F 27 at UNR *	L 73-89
M 2 BOISE STATE * (OT)	W 85-81
M 9 at Colorado State *	W 65-60
M 14 SAN DIEGO STATE (3)	L 55-63
* Mountain West games	
(1) T-Mobile Arena, Las Vegas	
(2) Hawaiian Airlines Diamond Head Classic, Stan Sherrif Center, Honolulu, Hawaii	
(3) MW Tournament, Thomas & Mack Center, Las Vegas	

**2019-20 (17-15/12-6 Mountain West)**

Coach: T.J. Otzelberger	
N 5 PURDUE FORT WAYNE	W 86-71
N 9 KANSAS STATE (OT)	L 56-60
N 12 at California (OT)	L 75-79
N 15 at UCLA	L 54-71
N 18 ABILENE CHRISTIAN (1)	W 72-58
N 20 TEXAS STATE (1)	L 57-64
N 23 SMU (1)	L 68-72
N 26 JACKSON STATE (1)	W 80-57
N 30 at Cincinnati (OT)	L 65-72
D 4 at Fresno State * (2OT)	W 81-80
D 7 vs. BYU (2)	L 50-83
D 18 PACIFIC	L 66-74
D 21 ROBERT MORRIS	W 81-69
D 28 EASTERN MICHIGAN	W 64-49
J 1 UTAH STATE *	W 70-53
J 4 AIR FORCE *	W 71-59
J 8 at Boise State *	L 66-73
J 11 at Wyoming * (OT)	W 78-69
J 15 SAN JOSE STATE *	W 98-87
J 18 NEW MEXICO *	W 99-78
J 22 at UNR *	L 72-86
J 26 SAN DIEGO STATE *	L 67-71
F 1 at Colorado State *	L 77-95
F 5 at Utah State *	L 54-69
F 8 FRESNO STATE *	W 68-67
F 12 UNR * (OT)	L 79-82
F 15 at New Mexico *	W 78-73
F 18 COLORADO STATE *	W 80-56
F 22 at San Diego State *	W 66-63
F 26 BOISE STATE *	W 76-66
F 29 at San Jose State *	W 92-69
M 5 BOISE STATE (3)	L 61-67
* Mountain West games	
(1) Southwestern Showdown presented by Engage Telehealth, Thomas & Mack Center, Las Vegas	
(2) Vivint Smart Home Arena, Salt Lake City, Utah	
(3) MW Tournament, Thomas & Mack Center, Las Vegas	



**T.J. Otzelberger**  
(2019-pres.)

The 14th full-time head coach in the history of Runnin' Rebel basketball, T.J. Otzelberger guided the Runnin' Rebels to a tie for second place in the Mountain West in his first season at the helm of the program. It marked their best league finish in 12 years. UNLV also sent shockwaves through the college basketball world with its victory at then-No. 4 and previously undefeated San Diego State, which was the Runnin' Rebels' best true road win since 1991 (a span of 29 seasons).

T.J. Otzelberger				
Years	Seasons	W	L	PCT
2019-pres.	1	17	15	.531

RECORDS

# RESULTS, TOP 25, STREAKS

## RESULTS AT A GLANCE

SEASON	W-L	PCT.	COACH	POSTSEASON	HOME	ROAD	NEU.
1958-59	5-13	.278	Drakulich		4-5	1-8	0-0
1959-60	13-8	.619	Drakulich		10-4	3-4	0-0
1960-61	13-12	.520	Drakulich		9-5	3-6	1-1
1961-62	16-8	.657	Drakulich		12-2	3-6	1-0
1962-63	21-4	.840	Drakulich		17-1	4-3	1-0
1963-64	19-7	.731	Gregory		12-2	6-4	1-1
1964-65	21-8	.724	Gregory	NCAA Regionals	15-1	4-4	2-3
1965-66	15-11	.577	Todd		11-4	2-6	2-1
1966-67	21-6	.778	Todd	NCAA Regionals	13-2	6-3	2-1
1967-68	22-7	.759	Todd	NCAA Finals	14-1	6-5	2-1
1968-69	21-7	.750	Todd	NCAA Regionals	16-3	5-4	0-0
1969-70	17-9	.654	Todd		14-2	3-7	0-0
1970-71	16-10	.615	Bayer		11-4	5-6	0-0
1971-72	14-12	.538	Bayer		8-7	6-5	0-0
1972-73	14-14	.500	Bayer		13-3	1-11	0-0
1973-74	20-6	.769	Tarkanian		14-2	6-4	0-0
1974-75	24-5	.828	Tarkanian	NCAA 2nd Round	15-0	6-3	3-2
1975-76	29-2	.935	Tarkanian	NCAA 2nd Round	19-0	8-1	2-1
1976-77	29-3	.906	Tarkanian	NCAA Final 4	19-0	5-2	5-1
1977-78	20-8	.714	Tarkanian		17-2	3-6	0-0
1978-79	21-8	.724	Tarkanian		15-3	5-4	1-1
1979-80	23-9	.719	Tarkanian	NIT Semifinals	16-4	7-3	0-2
1980-81	16-12	.571	Tarkanian		11-5	4-6	1-1
1981-82	20-10	.667	Tarkanian	NIT 2nd Round	15-3	5-6	0-1
1982-83	28-3	.903	Tarkanian	NCAA 1st Round	16-0	9-2	3-1
1983-84	29-6	.829	Tarkanian	NCAA Sweet 16	15-1	10-3	4-2
1984-85	28-4	.875	Tarkanian	NCAA 2nd Round	15-0	9-3	4-1
1985-86	33-5	.868	Tarkanian	NCAA Sweet 16	15-1	10-1	8-3
1986-87	37-2	.949	Tarkanian	NCAA Final 4	16-0	12-1	9-1
1987-88	28-6	.824	Tarkanian	NCAA 2nd Round	12-3	14-1	2-2
1988-89	29-8	.783	Tarkanian	NCAA Elite Eight	13-1	8-5	8-2
1989-90	35-5	.875	Tarkanian	NCAA Champion	17-0	8-4	10-1
1990-91	34-1	.971	Tarkanian	NCAA Final 4	13-0	14-0	7-1
1991-92	26-2	.929	Tarkanian		14-0	11-2	1-0
1992-93	21-8	.724	Massimino	NIT 1st Round	14-2	6-5	1-1
1993-94	15-13	.536	Massimino		10-4	5-9	0-0
1994-95	12-16	.426	Grgurich, Landa, Edwards		6-5	6-11	0-0
1995-96	10-16	.385	Bayno		9-6	1-10	0-0
1996-97	22-10	.688	Bayno	NIT 3rd Round	16-3	6-7	0-0
1997-98	20-13	.606	Bayno	NCAA 1st Round	16-4	4-8	0-1
1998-99	16-13	.552	Bayno	NIT 1st Round	10-6	6-5	0-2
1999-00	23-8	.742	Bayno	NCAA 1st Round	18-2	4-4	1-2
2000-01	16-13	.552	Bayno, Good		12-3	3-7	1-3
2001-02	21-11	.656	Spoonhour	NIT 2nd Round	17-3	4-7	0-1
2002-03	21-11	.656	Spoonhour	NIT 1st Round	15-6	6-5	0-0
2003-04	18-13	.581	C. Spoonhour, J. Spoonhour	NIT Opening Round	12-4	4-8	2-1
2004-05	17-14	.548	Kruger	NIT 2nd Round	10-6	6-7	1-1
2005-06	17-13	.567	Kruger		12-4	4-8	1-1
2006-07	30-7	.811	Kruger	NCAA Sweet 16	19-1	8-5	3-1
2007-08	27-8	.771	Kruger	NCAA 2nd Round	19-2	6-5	2-1
2008-09	21-11	.656	Kruger	NIT 1st Round	14-4	6-7	1-0
2009-10	25-9	.735	Kruger	NCAA 1st Round	15-4	9-3	1-2
2010-11	24-9	.727	Kruger	NCAA 2nd Round	12-5	9-3	3-1
2011-12	26-9	.743	Rice	NCAA 2nd Round	18-1	6-7	2-1
2012-13	25-10	.714	Rice	NCAA 2nd Round	19-3	6-6	0-1
2013-14	20-13	.606	Rice		12-8	6-5	2-0
2014-15	18-15	.545	Rice		13-5	3-8	2-2
2015-16	18-15	.545	Rice, Simon		13-4	2-10	3-1
2016-17	11-21	.344	Menzies		9-10	2-9	0-2
2017-18	20-13	.606	Menzies		11-7	5-6	4-0
2018-19	17-14	.548	Menzies		10-7	6-5	1-2
2019-20	17-15	.531	Otzelberger		12-7	5-7	0-1

## CONFERENCE RESULTS

Year	Conf.	Record	Finish	Tourn.
1969-70	WCAC	9-5	3rd	
1970-71	WCAC	9-5	3rd	
1971-72	WCAC	8-6	4th	
1972-73	WCAC	6-8	6th	
1973-74	WCAC	10-4	3rd	
1974-75	WCAC	13-1	1st	
1982-83	Big West	15-1	1st	1st
1983-84	Big West	16-2	1st	2nd
1984-85	Big West	17-1	1st	1st
1985-86	Big West	16-2	1st	1st
1986-87	Big West	18-0	1st	1st
1987-88	Big West	15-3	1st	3rd
1988-89	Big West	16-2	1st	1st
1989-90	Big West	16-2	T-1st	1st
1990-91	Big West	18-0	1st	1st
1991-92	Big West	18-0	1st	—
1992-93	Big West	13-5	2nd	—
1993-94	Big West	10-8	5th	—
1994-95	Big West	7-11	7th	—
1995-96	Big West	7-11	9th	—
1996-97	WAC	11-5	3rd in Pacific Div.	—
1997-98	WAC	7-7	5th in Mount. Div.	1st
1998-99	WAC	9-5	T-1st in Mount. Div.	—
1999-00	Mountain West	10-4	T-1st	1st
2000-01	Mountain West	7-7	4th	—
2001-02	Mountain West	9-5	3rd	2nd
2002-03	Mountain West	8-6	T-3rd	2nd
2003-04	Mountain West	7-7	4th	2nd
2004-05	Mountain West	7-7	T-4th	—
2005-06	Mountain West	10-6	4th	—
2006-07	Mountain West	12-4	2nd	1st
2007-08	Mountain West	12-4	2nd	1st
2008-09	Mountain West	9-7	5th	—
2009-10	Mountain West	11-5	T-3rd	2nd
2010-11	Mountain West	11-5	3rd	—
2011-12	Mountain West	9-5	3rd	—
2012-13	Mountain West	10-6	3rd	2nd
2013-14	Mountain West	10-8	T-3rd	—
2014-15	Mountain West	8-10	7th	—
2015-16	Mountain West	8-10	T-6th	—
2016-17	Mountain West	4-14	T-10th	—
2017-18	Mountain West	8-10	T-7th	—
2018-19	Mountain West	11-7	T-4th	—
2019-20	Mountain West	12-6	T-2nd	—

## TOP-25 POLL FINISHES

YEAR	AP	UPI	YEAR	AP	UPI
1974-75	17th	14th	1988-89	15th	14th
1975-76	3rd	4th	1989-90	2nd	2nd
1976-77	4th	6th	1990-91	1st	1st
1982-83	6th	6th	1991-92	7th	—
1983-84	13th	13th	1992-93	25th	19th*
1984-85	9th	9th	2006-07	19th	14th**
1985-86	11th	10th	2011-12	23rd	—
1986-87	1st	1st			
1987-88	12th	11th			

\*USA Today/CNN  
\*\*USA Today/ESPN



## OVERALL WINNING STREAKS

STREAK	DATES OF STREAK	END OF STREAK
45	March 1, 1990 through March 23, 1991	March 30 vs. Duke (77-79)
29	Dec. 17, 1991 through Jan. 2, 1993	Jan. 7 at Long Beach State (94-101)
24	Nov. 27, 1982 through Feb. 19, 1983	Feb. 24 at Cal State Fullerton (78-86)
24	March 7, 1975 through Jan. 30, 1976	Feb. 6 at Pepperdine (91-93)
22	Jan. 19, 1987 through March 22, 1987	March 28 vs. Indiana (93-97)
17	Dec. 18, 1984 through Feb. 7, 1985	Feb. 9 at Fresno State (52-63)
15	Nov. 21, 1986 through Jan. 15, 1987	Jan. 17 at Oklahoma (88-89)
15	Dec. 27, 1985 through Feb. 10, 1986	Feb. 15 vs. UC Irvine (92-99)
15	March 28, 1977 through Jan. 5, 1978	Jan. 7 vs. New Mexico (98-102)
14	Jan. 5, 1984 through Feb. 16, 1984	Feb. 19 at Fresno State (43-68)
14	Dec. 11, 1976 through Feb. 1, 1977	Feb. 3 at Illinois State (84-88)

## HOME WINNING STREAKS

STREAK	DATES OF STREAK	END OF STREAK
72	Feb. 8, 1974 through Jan. 5, 1978	Jan. 7 vs. New Mexico (98-102)
59	Feb. 6, 1989 through Feb. 8, 1993	Feb. 14 vs. Louisville (86-90)
36	Jan. 5, 1984 through Feb. 10, 1986	Feb. 15 vs. UC Irvine (92-99)
23	Feb. 17, 1986 through Dec. 29, 1987	Jan. 7 vs. UC Santa Barbara (60-62)
22	Nov. 27, 1982 through Dec. 28, 1984	Dec. 30 vs. Georgetown (67-69)
19	Dec. 22, 2007 through Nov. 22, 2008	Nov. 28 vs. California (55-73)
19	Nov. 21, 2006 through Nov. 13, 2007	Nov. 21 vs. Louisville (48-68)
18	Nov. 11, 2011 through March 8, 2012	March 9 vs. New Mexico (67-72)
15	Three Times (1963, 1965 and 2013)	
14	Two Times (1964 and 1967)	

## AWAY WINNING STREAKS

STREAK	DATES OF STREAK	END OF STREAK
32	March 1, 1990 through March 23, 1991	March 30 vs. Duke (77-79)
16	Nov. 28, 1986 through March 22, 1987	March 28 vs. Indiana (93-97)
12	Dec. 21, 1991 through Dec. 12, 1991	Jan. 7 at Long Beach State (94-101)
12	Dec. 3, 1987 through Feb. 4, 1988	Feb. 6 at UC Santa Barbara (66-71)
10	Dec. 5, 1983 through Feb. 16, 1984	Feb. 19 at Fresno State (43-68)
8	Nov. 30, 1982 through Feb. 12, 1983	Feb. 24 at Cal State Fullerton (78-86)
8	March 7, 1975 through Jan. 21, 1976	Feb. 6 at Pepperdine (91-93)



# ALL-TIME SERIES HISTORY

Opponent	First Meeting	Last Meeting	Record
Abilene Christian	2019	2019	1-0
Adams State	1966	1966	1-0
Adelphi	1993	1993	1-0
<b>Air Force</b>	<b>1981</b>	<b>2020</b>	<b>40-14</b>
Alaska-Anchorage	2000	2000	1-0
Albany	2014	2014	1-0
Albuquerque	1966	1969	3-2
Arizona	1972	2017	12-9
Arizona State	1975	2016	2-6
Arkansas	1990	1997	2-1
Arkansas State	1978	1984	2-0
Arkansas-Little Rock	1990	1990	1-0
Auburn	1986	2004	4-1
Austin Peay State	1999	1999	1-0
Ball State	1986	1995	2-1
Baylor	1966	1983	1-2
Biola	1962	1962	1-0
<b>Boise State</b>	<b>1976</b>	<b>2020</b>	<b>10-11</b>
Bradley	1977	2003	4-0
Bucknell	2018	2018	0-1
BYU-Hawaii	1991	1991	1-0
BYU	1981	2019	19-17
Buffalo State	1975	1975	1-0
Cal Lutheran	1964	1965	4-0
Cal Poly Pomona	1961	1974	8-8
Cal Poly	1960	2015	6-1
Cal State Fullerton	1961	2016	34-7
Cal State Los Angeles	1963	1972	6-2
Cal State Northridge	1962	2000	10-0
Cal State Sacramento	1965	1965	1-0
Cal State San Marcos	2011	2011	1-0
California	1989	2019	5-3
Canisius	2011	2012	2-0
Centenary	1968	1976	4-1
Central Arkansas	2011	2011	1-0
Central Florida	1994	1995	2-0
Central Michigan	2010	2010	1-0
Chaminade	1998	2015	3-0
Chapman	1964	1964	1-0
Charleston Southern	1995	1995	0-1
Charlotte	1977	1977	1-0
Chicago State	1997	2013	3-0
Chico State	1968	1968	1-0
Cincinnati	1998	2019	0-7
Claremont College	1960	1963	7-1
Clemson	1984	1984	1-0
Colorado	1973	2012	4-2
<b>Colorado State</b>	<b>1979</b>	<b>2020</b>	<b>41-17</b>
Columbia	1998	1998	1-0
Creighton	1967	1988	2-1
CSU Bakersfield	2012	2013	2-0
Delaware State	2003	2003	1-0
Denver	1968	1977	3-1
DePaul	1988	2003	5-0
Dixie State	1958	2007	3-4
Duke	1972	2016	2-2
Duquesne	1976	1983	2-0
Eastern Kentucky	1993	1999	2-0
Eastern Michigan	1976	2019	4-0
Eastern New Mexico	1965	1965	1-0
<b>Eastern Washington</b>	<b>2006</b>	<b>2017</b>	<b>2-0</b>
Evansville	1970	1971	2-0
Fairfield	1999	1999	1-0
Florida A&M	2017	2017	1-0
Florida Atlantic	2000	2004	2-0
Florida International	2002	2002	1-0
Florida State	1990	1990	1-0
Fort Lewis	1963	2005	2-0
<b>Fresno State</b>	<b>1965</b>	<b>2020</b>	<b>32-15</b>
Gardner-Webb	2004	2004	1-0
Georgetown	1981	2001	3-7
Georgia Southern	2001	2001	1-0
Georgia Tech	1990	2007	2-0
Gonzaga	1966	1978	2-0
Greenville (IL)	1965	1965	1-0
Grand Canyon	1960	2011	3-3
Hastings	1969	1971	2-0
Hawaii	1967	2018	24-9
Hawaii-Hilo	1976	1988	2-0
Hawaii-Loa	1988	1988	2-0
Hawaii Pacific	1984	1984	1-0
High Point	2000	2000	1-0
Hiram Scott	1968	1969	2-0
Hofstra	1992	1992	1-0
Holy Cross	1980	2009	2-0
Houston	1967	2006	4-6
Idaho	1977	1989	2-0
Idaho State	1966	1987	5-3
Illinois	1980	2018	2-5
Illinois State	1974	2010	3-1
Incarnate Word	2016	2016	1-0
<b>Indiana</b>	<b>1987</b>	<b>2015</b>	<b>1-1</b>

Opponent	First Meeting	Last Meeting	Record
Indiana State	1968	2018	0-3
Iona	1979	1986	2-1
Iowa	1978	1989	3-1
Iowa State	1976	2012	3-0
Jackson State	2019	2019	1-0
Jacksonville	1996	1996	1-0
Jacksonville State	2012	2012	1-0
James Madison	1991	1991	2-0
Kansas	1989	2016	0-6
<b>Kansas State</b>	<b>1982</b>	<b>2019</b>	<b>4-3</b>
Kennesaw State	2007	2007	1-0
Kent State	2008	2008	1-0
Kentucky	1978	2009	0-4
Lamar	1978	1991	2-0
La Verne	1960	2012	9-0
Long Beach State	1965	2005	34-10
Long Island	1982	1982	1-0
Los Angeles Pacific	1964	1964	1-0
Louisiana-Monroe	1986	2011	2-0
Louisiana State	1981	1991	3-3
Louisiana Tech	1987	1987	1-0
Louisville	1977	2010	5-6
Loyola Marymount	1967	2018	23-6
Loyola-New Orleans	1969	1969	2-0
Marquette	1978	1994	2-2
Maryland	1978	1986	4-1
McNeese State	1985	1985	1-0
Memphis	1971	1997	4-1
Miami	1994	1996	2-0
Michigan	1976	1997	2-1
Michigan State	1990	1990	1-0
Middle Tennessee	1979	1979	1-0
Minnesota	2005	2007	2-1
Mississippi State	1980	2013	2-0
Mississippi Valley State	1999	2017	2-0
Missouri	1988	2005	2-3
Monmouth	2000	2000	1-0
Montana	1975	2003	4-0
<b>Montana State</b>	<b>1965</b>	<b>2007</b>	<b>1-1</b>
Morehead State	2014	2014	1-0
Morgan State	2011	2011	1-0
Murray State	1976	2010	3-0
Navy	1987	1987	1-0
Nebraska	1979	1999	1-1
<b>New Mexico</b>	<b>1976</b>	<b>2020</b>	<b>37-25</b>
New Mexico Highlands	1966	2015	2-1
New Mexico State	1984	1996	20-10
Nicholls State	2001	2007	2-0
Norfolk State	2006	2006	1-0
<b>North Carolina</b>	<b>1977</b>	<b>2012</b>	<b>1-4</b>
North Carolina A&T	2008	2008	1-0
North Carolina State	1983	1990	2-2
North Dakota State	1977	1977	1-0
North Texas	1968	1970	1-1
Northern Arizona	1960	2016	19-9
Northern Colorado	2017	2017	1-0
Northern Illinois	1974	1974	1-0
Northern Iowa	2010	2017	1-2
Northern Michigan	1969	1972	2-0
Northwest Missouri	1970	1970	1-0
Northwestern	1978	1978	1-0
Northwestern State	1972	1977	2-0
Oakland	2018	2018	1-0
Occidental	1963	2004	2-0
Ohio	1987	1987	1-0
Ohio State	1990	1990	1-0
Oklahoma	1969	1990	4-6
Oklahoma City	1968	1981	6-2
Oklahoma State	1990	2005	1-6
Old Dominion	1976	2001	4-0
Omaha	2013	2013	1-0
Oral Roberts	1972	2017	2-0
Oregon	1974	2016	2-4
Oregon State	1973	2005	3-1
Pacific	1967	2019	32-10
Pan American	1976	1982	5-1
<b>Pepperdine</b>	<b>1970</b>	<b>2005</b>	<b>16-6</b>
Pittsburg State	2009	2009	1-0
Pomona	1961	1963	3-0
Portland	1967	2014	4-0
Portland State	1969	2013	8-1
Prairie View A&M	2015	2017	2-0
Princeton	1984	1999	3-1
<b>Providence</b>	<b>1988</b>	<b>1988</b>	<b>1-0</b>
Puget Sound	1972	1973	1-1
Purdue Fort Wayne	2003	2019	2-0
Radford	2013	2013	1-0
Redlands	1966	1966	0-1
Rhode Island	1974	1997	2-1

Opponent	First Meeting	Last Meeting	Record
Rice	1997	2017	3-1
Robert Morris	2019	2019	1-0
Rockhurst	1966	1966	1-0
Rutgers	1991	1991	1-1
Sacred Heart	1998	2013	2-0
Saint Katherine	2014	2014	1-0
Saint Mary's (Calif.)	1970	2004	13-3
St. Joseph's (N.M.)	1965	1965	1-0
St. Martin's	1968	1968	1-0
St. Peter's	1980	1980	1-0
Sam Houston State	2014	2014	1-0
San Diego	1961	2008	6-3
<b>San Diego State</b>	<b>1966</b>	<b>2020</b>	<b>37-37</b>
San Francisco	1970	2006	9-6
San Francisco State	1965	1969	0-2
<b>San Jose State</b>	<b>1983</b>	<b>2020</b>	<b>41-6</b>
Santa Clara	1969	2013	10-7
Seattle	1972	1976	7-3
Seattle Pacific	1964	1964	1-0
Seton Hall	1980	1994	3-2
SMU	1983	2019	3-4
South Alabama	1974	2016	2-1
South Carolina	1972	2005	1-5
South Dakota	2014	2015	2-0
South Florida	2006	2006	1-0
Southeastern Louisiana	2010	2010	1-0
Southern Illinois	1968	2016	4-1
Southern Mississippi	1972	1972	1-0
Southern Utah	1958	2018	25-7
Southwest Louisiana	1969	1985	2-2
Southwest Missouri State	1988	1988	1-0
<b>Stanford</b>	<b>1985</b>	<b>2014</b>	<b>1-3</b>
Stetson	1970	1982	4-0
Syracuse	1975	1997	1-2
TCU	1968	2016	17-4
Temple	1978	2014	5-1
Tennessee	1983	1983	1-0
Tennessee State	2001	2001	1-0
Tennessee Tech	1988	1988	1-0
<b>Texas</b>	<b>2001</b>	<b>2005</b>	<b>0-2</b>
Texas A&M	1975	1993	3-4
Texas A&M-Corpus Christi	1971	2006	1-1
Texas-Pan American	1976	2008	7-1
Texas State	2019	2019	0-1
Texas Tech	1972	2006	2-2
Troy	1998	1998	1-0
Tulane	1982	1998	2-1
Tulsa	1969	2010	6-2
UAB	1985	2002	3-1
UC Davis	1967	1969	3-0
UC Irvine	1966	2012	32-9
UC Riverside	1960	2018	15-1
UC Santa Barbara	1969	2013	30-10
UCLA	1993	2019	0-6
<b>UNR</b>	<b>1962</b>	<b>2020</b>	<b>60-31</b>
Upland College	1961	1961	2-0
US International	1961	1980	7-4
USC	1993	2011	4-5
USC Upstate	2009	2009	1-0
UT Martin	2002	2013	3-0
Utah	1975	2017	25-23
<b>Utah State</b>	<b>1983</b>	<b>2020</b>	<b>33-9</b>
UTEP	1979	2012	10-3
Valparaiso	2018	2018	0-1
Vermont	1993	1993	1-0
Villanova	1986	1986	1-0
Virginia	1973	1995	1-3
Virginia Tech	2010	2010	1-0
Wagner	1983	1983	1-0
Washburn	2006	2006	1-0
Washington	1980	2002	2-1
Washington State	1974	1974	1-0
Weber State	1959	2009	2-2
West Texas State	1981	1981	1-0
West Virginia	1983	2002	2-1
Western Illinois	2003	2003	1-0
Western Kentucky	1986	2016	2-0
Western Michigan	2008	2008	1-0
Western New Mexico	1982	1982	1-0
Western Washington	1965	1965	1-0
Westminster (UT)	1963	1967	3-1
Westmont College	1965	1966	3-0
Whittier College	1963	1963	0-1
Wichita State	1978	2015	1-3
William & Mary	1995	1995	1-0
Wisconsin	1987	2011	4-2
Wisconsin-Milwaukee	1966	1966	1-0
Wofford	1998	1998	1-0
<b>Wyoming</b>	<b>1966</b>	<b>2020</b>	<b>41-18</b>

2020-21 opponents in bold



RECORDS

# RECORDS VS. ALL CONFERENCES

<b>America East</b> .....	<b>2-0</b>
Albany.....	1-0
Vermont.....	1-0
<b>American Athletic</b> .....	<b>28-25</b>
Central Florida.....	2-0
Cincinnati.....	0-7
Houston.....	4-6
Memphis.....	4-1
SMU.....	3-4
South Florida.....	1-0
Temple.....	5-1
Tulane.....	2-1
Tulsa.....	6-2
Wichita State.....	1-3
<b>Atlantic Coast</b> .....	<b>19-19</b>
Clemson.....	1-0
Duke.....	2-2
Florida State.....	1-0
Georgia Tech.....	2-0
Louisville.....	5-6
Miami.....	2-0
North Carolina.....	1-4
North Carolina State.....	2-2
Syracuse.....	1-2
Virginia.....	1-3
Virginia Tech.....	1-0
<b>Atlantic Sun</b> .....	<b>8-0</b>
Gardner-Webb.....	1-0
Jacksonville.....	1-0
Kennesaw State.....	1-0
Stetson.....	4-0
USC Upstate.....	1-0
<b>Atlantic 10</b> .....	<b>4-1</b>
Duquesne.....	2-0
Rhode Island.....	2-1
<b>Big East</b> .....	<b>17-12</b>
Creighton.....	2-1
DePaul.....	5-0
Georgetown.....	3-7
Marquette.....	2-2
Providence.....	1-0
Seton Hall.....	3-2
Villanova.....	1-0
<b>Big Sky</b> .....	<b>70-23</b>
Cal State Sacramento.....	1-0
Eastern Washington.....	2-0
Idaho.....	2-0
Idaho State.....	5-3
Montana.....	4-0
Montana State.....	1-1
Northern Arizona.....	19-9
Northern Colorado.....	1-0
Portland State.....	8-1
Southern Utah.....	25-7
Weber State.....	2-2
<b>Big South</b> .....	<b>2-1</b>
Charleston Southern.....	0-1
High Point.....	1-0
Radford.....	1-0
<b>Big Ten</b> .....	<b>23-14</b>
Illinois.....	2-5
Indiana.....	1-1
Iowa.....	3-1
Maryland.....	4-1
Michigan.....	2-1
Michigan State.....	1-0
Minnesota.....	2-1
Nebraska.....	1-1
Northwestern.....	1-0
Ohio State.....	1-0
Rutgers.....	1-1
Wisconsin.....	4-2
<b>Big 12</b> .....	<b>34-32</b>
Baylor.....	1-2
Iowa State.....	3-0
Kansas.....	0-6
Kansas State.....	4-3
Oklahoma.....	4-6
Oklahoma State.....	1-6
TCU.....	17-4
Texas.....	0-2
Texas Tech.....	2-2
West Virginia.....	2-1
<b>Big West</b> .....	<b>190-47</b>
Cal Poly.....	6-1
Cal State Fullerton.....	34-7
Cal State Northridge.....	10-0
CSU Bakersfield.....	2-0

Hawaii.....	24-9
Long Beach State.....	34-10
UC Davis.....	3-0
UC Irvine.....	32-9
UC Riverside.....	15-1
UC Santa Barbara.....	30-10
<b>Colonial Athletic Association</b> .....	<b>4-0</b>
Hofstra.....	1-0
James Madison.....	2-0
William & Mary.....	1-0
<b>Conference USA</b> .....	<b>30-6</b>
Charlotte.....	1-0
Florida Atlantic.....	2-0
Florida International.....	1-0
Louisiana Tech.....	1-0
Middle Tennessee.....	1-0
North Texas.....	1-1
Old Dominion.....	4-0
Rice.....	3-1
Southern Mississippi.....	1-0
UAB.....	3-1
UTEP.....	10-3
Western Kentucky.....	2-0
<b>Horizon</b> .....	<b>5-0</b>
Oakland.....	1-0
Purdue Fort Wayne.....	2-0
Robert Morris.....	1-0
Wisconsin-Milwaukee.....	1-0
<b>Ivy League</b> .....	<b>4-1</b>
Columbia.....	1-0
Princeton.....	3-1
<b>Metro Atlantic</b> .....	<b>7-1</b>
Canisius.....	2-0
Fairfield.....	1-0
Iona.....	2-1
Monmouth.....	1-0
St. Peter's.....	1-0
<b>Mid-American</b> .....	<b>11-1</b>
Ball State.....	2-1
Central Michigan.....	1-0
Eastern Michigan.....	4-0
Kent State.....	1-0
Northern Illinois.....	1-0
Ohio.....	1-0
Western Michigan.....	1-0
<b>Mid-Eastern</b> .....	<b>5-0</b>
Delaware State.....	1-0
Florida A&M.....	1-0
Morgan State.....	1-0
Norfolk State.....	1-0
North Carolina A&T.....	1-0
<b>Missouri Valley</b> .....	<b>15-8</b>
Bradley.....	4-0
Evansville.....	2-0
Illinois State.....	3-1
Indiana State.....	0-3
Northern Iowa.....	1-2
Southern Illinois.....	4-1
Southwest Missouri State.....	1-0
Valparaiso.....	0-1
<b>Mountain West</b> .....	<b>372-183</b>
Air Force.....	40-14
Boise State.....	10-11
Colorado State.....	41-17
Fresno State.....	32-15
New Mexico.....	37-25
San Diego State.....	37-37
San José State.....	41-6
UNR.....	60-31
Utah State.....	33-9
Wyoming.....	41-18
<b>Northeast</b> .....	<b>4-0</b>
Long Island.....	1-0
Sacred Heart.....	2-0
Wagner.....	1-0
<b>Ohio Valley</b> .....	<b>13-0</b>
Austin Peay State.....	1-0
Eastern Kentucky.....	2-0
Jacksonville State.....	1-0
Morehead State.....	1-0
Murray State.....	3-0
Tennessee State.....	1-0
Tennessee Tech.....	1-0
UT Martin.....	3-0

<b>Pacific 12</b> .....	<b>61-63</b>
Arizona.....	12-9
Arizona State.....	2-6
California.....	5-3
Colorado.....	4-2
Oregon.....	2-4
Oregon State.....	3-1
Stanford.....	1-3
UCLA.....	0-6
USC.....	4-5
Utah.....	25-23
Washington.....	2-1
Washington State.....	1-0
<b>Patriot</b> .....	<b>3-1</b>
Bucknell.....	0-1
Holy Cross.....	2-0
Navy.....	1-0
<b>Southeastern</b> .....	<b>18-21</b>
Arkansas.....	2-1
Auburn.....	4-1
Kentucky.....	0-4
Louisiana State.....	3-3
Mississippi State.....	2-0
Missouri.....	2-3
South Carolina.....	1-5
Tennessee.....	1-0
Texas A&M.....	3-4
<b>Southern</b> .....	<b>1-0</b>
Wofford.....	1-0
<b>Southland</b> .....	<b>13-1</b>
Abilene Christian.....	1-0
Central Arkansas.....	1-0
Incarnate Word.....	1-0
Lamar.....	2-0
McNeese State.....	1-0
Nicholls State.....	2-0
Northwestern State.....	2-0
Sam Houston State.....	1-0
Southeastern Louisiana.....	1-0
Texas A&M-Corpus Christi.....	1-1
<b>Southwestern</b> .....	<b>5-0</b>
Jackson State.....	1-0
Mississippi Valley State.....	2-0
Prairie View A&M.....	2-0
<b>Summit</b> .....	<b>14-2</b>
Centenary.....	4-1
Denver.....	3-1
North Dakota State.....	1-0
Omaha.....	1-0
Oral Roberts.....	2-0
South Dakota.....	2-0
Western Illinois.....	1-0
<b>Sun Belt</b> .....	<b>11-2</b>
Arkansas-Little Rock.....	1-0
Arkansas State.....	2-0
Florida Atlantic.....	2-0
Georgia Southern.....	1-0
Louisiana-Monroe.....	2-0
South Alabama.....	2-1
Texas State.....	0-1
Troy.....	1-0
<b>Western Athletic</b> .....	<b>39-17</b>
Chicago State.....	2-0
Grand Canyon.....	3-3
New Mexico State.....	20-10
Seattle.....	7-3
Texas-Pan American.....	7-1
<b>West Coast</b> .....	<b>134-58</b>
BYU.....	19-17
Gonzaga.....	2-0
Loyola Marymount.....	23-6
Pacific.....	32-10
Pepperdine.....	16-6
Portland.....	4-0
Saint Mary's.....	13-3
San Diego.....	6-3
San Francisco.....	9-6
Santa Clara.....	10-7



HISTORY

# ALL-TIME VS. 2020-21 OPPONENTS

RECORDS

### AIR FORCE (UNLV leads 40-14)

1981	L	50-51
1981*	W	67-59
1982*	W	71-47
1997*	W	72-59
1997*	W	87-72
1998*	W	86-77
1998*	W	59-57
1999*	W	91-58
1999*	W	65-64
2000	W	98-73
2000*	W	84-61
2001*	W	65-54
2001*	W	86-78
2002	W	66-54
2002*	W	73-66
2003	L	71-75
2003*	W	74-70
2004*	W	63-50
2004	L	70-72
2005	L	48-64
2005*	W	63-57
2006*	L	50-52
2006*	L	55-68
2007	L	50-56
2007*	W	60-50
2008	L	53-65
2008*	W	58-51
2009	W	59-38
2009*	W	46-43
2010*	W	60-50
2010	W	77-47
2011	W	64-52
2011*	W	49-42
2011*	W	69-53
2012	W	65-63*
2012*	W	68-58
2013*	W	76-71*
2013	L	56-71
2013*	W	72-56
2014*	W	66-75
2014*	W	93-67
2015*	W	74-63
2015	L	75-76
2016*	W	100-64
2016	W	74-79
2016*	W	108-102**
2017*	W	87-85**
2017	L	58-81
2018	L	81-76
2018*	W	81-73
2018*	W	97-90*
2019	L	88-106
2019*	W	77-72
2020*	W	71-59

HOME: 28-2  
AWAY: 12-12

### ALABAMA (First Meeting)

### BOISE STATE (Boise State leads 11-10)

1976†	W	103-78
2004	L	69-84
2010*	W	75-72
2012	W	77-72*
2012*	W	75-58
2013	L	72-77
2013*	W	68-64
2014*	W	73-69
2014	L	90-91*
2015	L	73-82*
2015*	L	48-53
2016*	W	87-77
2016	L	69-81
2017*	L	59-77
2017*	W	74-83
2018	L	91-93*
2019	W	83-72
2019*	W	85-81*
2020	L	66-73
2020*	W	76-66
2020*	L	61-67

HOME: 7-4  
AWAY: 2-7  
NEUTRAL: 1-0

### COLORADO STATE (UNLV leads 41-17)

1979	W	90-85
1979*	W	91-89
1980	W	66-62
1981	W	81-80
1981	W	76-68
1981*	W	85-69
1982*	W	68-54
1984	W	88-78
1997*	L	68-76
1997	L	58-59
1998	L	57-60
1998*	W	78-66
1999*	W	80-77
1999	W	64-61
2000	W	78-75
2000*	W	74-63
2001	L	55-80
2001*	L	62-68
2002*	W	75-68
2002	W	96-91*
2003*	W	90-57
2003*	W	73-67
2004	L	61-62
2004*	L	83-89*
2004*	W	94-79
2004†	W	80-73
2005*	W	86-77
2005	W	81-79
2006*	W	68-57
2006	W	80-72
2007	W	76-59

2007*	W	65-47
2007*	W	88-72
2008	W	65-62
2008*	W	68-51
2009	L	69-71
2009*	W	89-70
2010	W	80-72
2010*	W	70-39
2011*	L	63-78
2011	W	68-61
2012*	W	82-63
2012	L	59-66
2013	L	61-66
2013*	W	61-59
2013*	W	75-65
2014	L	57-75
2014*	W	78-70
2015	L	82-83
2016	L	65-66
2016*	W	87-80
2016	L	77-97
2017*	L	49-69
2018	W	79-74
2019*	W	78-76
2019	L	65-60
2020	L	77-95
2020*	W	80-56

HOME: 24-5  
AWAY: 16-12  
NEUTRAL: 1-0

### DAVIDSON (First Meeting)

### EASTERN WASHINGTON (UNLV leads 2-0)

2006*	W	82-79
2017*	W	91-76

HOME: 2-0

### FRESNO STATE (UNLV leads 32-15)

1965†	W	61-74
1966*	W	81-68
1967	L	69-92
1974*	W	80-64
1983*	W	56-48
1983	W	66-59
1983†	W	66-63*
1984*	W	64-62
1984	L	43-68
1984†	L	49-51
1985*	W	70-58
1985	L	52-63
1986	W	68-53
1986*	W	72-56
1986†	W	68-49
1987*	W	106-58
1987	W	70-59
1988*	W	87-71
1988	W	71-60
1989	W	83-77
1989*	W	75-71
1990	W	84-75
1990*	W	69-64
1991	W	117-91
1991*	W	113-64
1991†	W	98-74
1992*	W	58-50
1992	L	84-67
1997	L	82-93
1997*	L	78-64
1998*	W	76-67
2007†	W	84-71
2008	L	82-76
2013	L	55-64
2013*	L	52-61
1985*	W	76-62
2014*	W	75-73*
2015*	W	73-61
2015*	L	66-69
2016	L	104-111**
2016*	W	82-95
2017	L	59-72
2018	L	63-69
2018*	L	64-77
2019*	L	65-83
2019	W	81-80**
2020*	W	68-67

HOME: 17-5  
AWAY: 11-8  
NEUTRAL: 4-2

### INDIANA (Series tied 1-1)

1987†	L	93-97
2015†	W	72-69

NEUTRAL: 1-1

### KANSAS STATE (UNLV leads 4-3)

1982	L	65-82
1983*	W	84-78
1984*	W	77-68
1987†	W	80-78
2000*	L	80-95
2010	W	63-59
2019*	L	56-60*

HOME: 2-2  
AWAY: 1-1  
NEUTRAL: 1-0

2009 game at Orleans Arena  
2010 game in Kansas City

### MONTANA STATE (Series tied 1-1)

1965*	L	71-89
2007*	W	76-65

HOME: 1-1

### NEW MEXICO (UNLV leads 37-25)

1976	W	80-73
1977*	W	121-96
1978*	L	98-102
1978	L	76-89
1979*	L	99-102
1979	L	100-110
1980*	W	84-78
1980	W	84-68
1980	W	87-75
1981*	W	88-81
1982	L	70-72
1982*	W	100-68
1998	L	61-79
1998*	L	66-75
1998*	W	56-51
2000	W	75-73
2000*	W	80-67
2001*	W	80-72
2001	L	56-75
2002	L	81-84*
2002*	W	91-82
2002*	W	120-117**
2003	W	75-66
2003*	W	74-69
2004*	W	78-75
2004	W	78-75
2004†	W	55-53
2005	L	58-62
2005*	L	66-77
2006*	W	67-56
2006	L	39-47
2006†	W	65-64
2007*	W	76-72*
2007	W	85-83
2008*	W	79-60
2008	L	45-59
2009*	W	60-58
2009	L	69-73*
2010	W	74-62
2010*	W	66-76
2011*	W	63-62
2011	W	77-74*
2012*	L	80-63
2012	L	45-65
2012*	L	67-72
2013	L	60-65
2013*	W	64-55
2013*	W	56-63
2014	W	76-73
2014*	L	56-68
2015	W	69-71
2015	W	76-68
2016*	L	86-74
2016	L	83-87
2017	W	71-66
2017*	L	77-80
2018*	L	81-85
2018	L	80-91
2019	W	80-69
2019*	W	74-58
2020*	W	99-78
2020	W	78-73

HOME: 21-11  
AWAY: 14-14  
NEUTRAL: 2-0

### NORTH CAROLINA (North Carolina leads 4-1)

1977†	L	83-84
1985†	L	60-65
1999†	L	78-102
2011†	W	90-80
2012	L	73-79

AWAY: 0-1  
NEUTRAL: 1-3

### PEPPERDINE (UNLV leads 16-6)

1970	W	73-83
1970*	W	86-82
1971*	W	81-64
1971	L	52-53
1972*	W	92-83
1972	W	70-68
1973	L	81-83
1973*	W	75-73
1974	W	72-63
1974*	W	80-66
1975	W	94-82
1975*	W	123-86
1976*	W	118-101
1976*	L	91-93
1977*	W	85-80
1977	W	117-94
1977*	W	118-75
1977*	W	117-90
1988*	W	88-56
2000*	W	69-64
2004	L	78-86
2005*	L	71-75

HOME: 11-1  
AWAY: 5-5

### PROVIDENCE (UNLV leads 1-0)

1988	W	92-72
------	---	-------

AWAY: 1-0

### SAN DIEGO STATE (Series tied 37-37)

1966	W	62-91
1967*	W	68-64
1967	L	71-88
1968*	W	101-74
1975†	W	90-80

1976	W	118-113
1977*	W	101-95
1979	W	85-80
1979*	L	91-94
1980*	W	88-86
1980	W	98-86
1981*	W	78-77
1981*	W	66-67
1982*	W	77-71
1982	L	68-81
1985†	W	85-80
1985*	W	105-85
1991*	W	88-72
1992	W	89-77
1997*	W	76-59
1997	W	78-71
2000*	W	83-55
2000	W	85-64
2000*	W	77-72
2001*	W	82-72*
2001	L	66-83
2002	W	80-79*
2002*	W	83-76*
2002*	L	75-78
2003	W	78-64
2003*	W	83-72
2003*	W	83-67
2004	L	78-83
2004*	W	68-65
2005*	L	73-81
2005	W	93-91*
2006	L	67-83
2006*	L	70-81
2006†	L	60-63
2007*	W	68-61
2007	L	52-67
2008	W	72-69
2008*	W	68-58
2009*	L	66-68*
2009	L	46-57
2009*	L	57-71
2010*	W	76-66
2010	W	58-68
2010*	L	45-55
2011	L	49-55
2011*	L	57-63
2011*	L	72-74
2012	L	67-69
2012*	W	65-63
2013	W	82-75
2013*	W	72-70
2014	L	52-63</

# OPPONENT SUPERLATIVES



## OPPONENT SUPERLATIVES

### POINTS

50, Freeman Williams, Portland State, 2-18-78

### FIELD GOALS MADE

22, Freeman Williams, Portland State, 2-18-78

### FIELD GOALS ATTEMPTED

40, Freeman Williams, Portland State, 2-18-78

### FIELD GOAL PCT.

.917 (11-for-12), Kenyon Martin, Cincinnati, 12-19-98  
 .909 (10-for-11), A. Chamberlain, CS San Marcos, 12-7-11  
 .909 (10-for-11), Aerick Sanders, at SDSU, 1-17-04  
 .909 (10-for-11), David Watts, UNR, 1-29-96  
 .909 (10-for-11), Pervis Ellison, Louisville, 1-22-89

### 3-POINT FIELD GOALS MADE

9, Sean Morris, Colorado State, 1-22-05  
 9, Javin Tindall, New Mexico, 1-31-04  
 9, Curtis Staples, Virginia, 2-12-95  
 9, Scott Brooks, UC Irvine, 1-29-87

### 3-POINT FIELD GOALS ATTEMPTED

18, Mark Hill, Cal State Fullerton, 1-3-90

### 3-POINT FIELD GOAL PCT.

1.000 (7-for-7), Ben Brust, Wisconsin, 12-10-11  
 1.000 (6-for-6), Blake Adams, TCU, 2-7-07  
 1.000 (6-for-6), Terry Evans, Oklahoma, 12-9-89

### FREE THROWS MADE

19, Brandon Ewing, Wyoming, 1-10-07  
 18, Johnny Rogers, UC Irvine, 2-15-86

### FREE THROWS ATTEMPTED

22, Brandon Ewing, Wyoming, 1-10-07  
 20, Marqueze Coleman, UNR, 1-23-16  
 20, Johnny Rogers, UC Irvine, 2-15-86

### FREE THROW PCT.

1.000 (17-for-17), Brandon Heath, SDSU, 2-12-05  
 1.000 (16-for-16), Jimmer Fredette, BYU, 2-5-11  
 1.000 (16-for-16), Marcus Bailey, Wyoming, 3-3-01  
 1.000 (15-for-15), Marquise Gainous, TCU, 1-23-99

### REBOUNDS

23, H.L. Coleman, Wyoming, 2-27-97  
 22, Buck Williams, Maryland, 12-4-78  
 22, Bill Cartwright, San Francisco, 12-2-78

### ASSISTS

18, Tony Gwynn, San Diego State, 2-5-80

### STEALS

8, Fred Brown, Georgetown, 12-19-81

### BLOCKED SHOTS

7, Brandon Clarke, San Jose State, 1-28-17  
 7, Obij Aget, New Mexico, 1-10-17  
 7, Wayland White, New Mexico, 1-17-00  
 6, AJ West, UNR, 1-7-15  
 6, David Foster, Utah, 3-5-11  
 6, David Foster, Utah, 1-16-10  
 6, Justin Williams, Wyoming, 1-4-06  
 6, Kenyon Martin, Cincinnati, 12-19-98  
 6, Oliver Miller, Arkansas, 2-10-91

### MINUTES PLAYED

55, Vince Washington, Utah State, 1-2-85

### TOP SCORING PERFORMANCES

50, Freeman Williams, Portland State, 2-18-78  
 48, Stacey King, Oklahoma, 1-28-89  
 43, Freeman Williams, Portland State, 2-19-77  
 42, Bo Kimble, Loyola Marymount, 3-25-90  
 41, Marquise Gainous, TCU, 1-23-99  
 41, Johnny Rogers, UC Irvine, 2-15-86  
 41, Eddie Morris, San Diego State, 2-5-80  
 41, Lawrence Butler, Idaho State, 2-10-79  
 40, Jahii Carson, Arizona State, 11-19-13  
 40, Ruben Douglas, New Mexico, 1-27-03  
 40, Jarmica Reese, Air Force, 1-10-98  
 39, Jimmer Fredette, BYU, 1-5-11  
 39, Eddie House, Arizona State, 12-5-98  
 39, Kendall Youngblood, Utah State, 1-30-92  
 37, D.J. Fenner, UNR, 2-8-17  
 37, Jacob Van, Air Force, 3-9-16  
 37, Marvelle Harris, Fresno State, 2-6-16  
 37, Brandon Heath, San Diego State, 1-15-05  
 37, Rodney Monroe, North Carolina State, 2-12-89  
 37, Jeff Anderson, Utah State, 1-2-85



# COACH TARKANIAN



Former UNLV men's basketball head coach Jerry Tarkanian was enshrined in the Naismith Memorial Basketball Hall of Fame on Sept. 8, 2013, in Springfield, Mass. He was one of 12 members of the Class of 2013.

During 19 years at the helm of the Runnin' Rebels (1973-1992), Tarkanian shaped an uptempo and aggressive style that captivated fans in Las Vegas, and across the nation. Posting a 509-105 (.829) record at UNLV, he took four teams to the NCAA Final Four, winning the national championship in 1990 in a 103-73 runaway over Duke - still the highest margin of victory in NCAA tournament championship game history.

He had the court at the Thomas & Mack Center named in his honor on Nov. 26, 2005.

A member of the UNLV Athletics Hall of Fame, Tarkanian was one of only two coaches to see his number retired. Known to fans as the towel-chewing "Tark the Shark," he never had a losing season while at UNLV.

At the school, Tarkanian coached 13 players recognized as All-Americans a total of 20 times. He won 11 regular-season conference championships, seven conference tournament titles and made 12 NCAA Tournament appearances, including a string of nine straight. He was an eight-time conference coach of the year and was named UPI's National Coach of the Year in 1983.

Over 31 seasons as a Division I head coach, Tarkanian amassed 729 wins, with just 201 losses for a career winning percentage of .784, ranking 10th all-time among NCAA Division I men's basketball coaches. He led Long Beach State from 1968-73 and Fresno State from 1995-2002.



**Coach Tarkanian at the Hall of Fame Enshrinement Ceremony in Springfield, Mass., on Sept. 8, 2013. (photos by Las Vegas Sun - Sam Morris)**



Tarkanian was the second fastest coach to reach 700 career wins in NCAA history, behind only Kentucky's Adolph Rupp. Overall, he won 900 games in a 38-year college coaching career (including junior college).

Joining Tarkanian as elected members of the Class of 2013 were fellow Las Vegas resident Gary Payton, Rick Pitino, Guy V. Lewis, Bernard King, Dawn Staley and Sylvia Hatchell.

Five others were directly selected through the Hall's other committees: E.B. Henderson (Early African-American Pioneers), Roger Brown (ABA), Oscar Schmidt (International), Richie Guerin (Veterans) and Russ Granik (Contributor).

To be elected, finalists required 18 of 24 votes from the Honors Committee for election into the Hall of Fame. The addition of the direct elect committees


were incorporated into the election process to maintain a strong focus on keeping history on the forefront of the voting procedures and to preserve a balance between two eras of basketball.

Also, in 2013, a bronze statue was added outside the Thomas & Mack Center as part of The Jerry Tarkanian Legacy Project.

Tarkanian passed away at the age of 84 in Las Vegas on Feb. 11, 2015. The Runnin' Rebels wore a special patch on their uniforms in his honor during the remainder of the season and as a memorial tribute, the lights on the famous Las Vegas Strip were dimmed in his honor for roughly three minutes on Feb. 18 that year.



**A statue was dedicated in Coach Tarkanian's honor outside of the Thomas & Mack Center on Oct. 30, 2013. It is part of The Jerry Tarkanian Legacy Project - OneForTark.com**



# ALL-TIME LETTERMEN

## -A-

George Ackles - 1988-89, 1990-91  
 Marcus Adams - 1977-78  
 Richie Adams - 1981-82, 1983-84, 1984-85  
 Wink Adams - 2005-06, 2006-07, 2007-08, 2008-09  
 Derrick Alesevich - 1992-93  
 Odis Allison - 1969-70, 1970-71  
 Louis Amundson - 2001-02, 2003-04, 2004-05, 2005-06  
 Larry Anderson - 1979-80, 1980-81, 1981-82, 1982-83  
 Greg Anthony - 1988-89, 1989-90, 1990-91  
 Joel Anthony - 2004-05, 2006-07  
 Jonah Antonio - 2019-20  
 Jim Arrington - 1968-69, 1969-70  
 Stacey Augmon - 1987-88, 1988-89, 1989-90, 1990-91  
 Corky Ausborne - 1996-97, 1997-98  
 Art Avina - 1964-65

## -B-

Corey Bailey - 2006-07, 2007-08  
 Jim Baker - 1972-73, 1973-74  
 Brett Bales - 1977-78  
 Jaylan Ballou - 2016-17  
 Freddie Banks - 1983-84, 1984-85, 1985-86, 1986-87  
 Jevon Banks - 2000-01, 2001-02  
 Marcus Banks - 2001-02, 2002-03  
 Jerry Baskerville - 1971-72  
 Jarvis Basnight - 1985-86, 1986-87, 1987-88  
 Boyd Batts - 1974-75, 1975-76  
 Troy Baxter Jr. - 2016-17  
 Romel Beck - 2003-04, 2004-05  
 Tervell Beck - 2017-18, 2018-19  
 Oscar Bellfield - 2008-09, 2009-10, 2010-11, 2011-12  
 Anthony Bennett - 2012-13  
 Reed Berglund - 1995-96  
 Robert Berkey - 2004-05, 2005-06  
 Mickey Berkowitz - 1975-76  
 Travis Bice - 1987-88, 1989-90, 1990-91  
 Lamar Bigby - 2001-02, 2002-03  
 Khem Birch - 2012-13, 2013-14  
 Nick Blair - 2018-19, 2019-20  
 Odartey Blankson - 2003-04, 2004-05  
 Jerel Blasingame - 2003-04, 2004-05  
 Noel Bloom - 2000-01, 2001-02  
 Pat Bolster - 1972-73, 1973-74  
 Dexter Boney - 1991-92, 1992-93  
 Eric Booker - 1982-83, 1983-84  
 Vince Booker - 1999-00, 2000-01, 2001-02  
 Richard Box - 1978-79, 1979-80, 1980-81, 1981-82  
 Jermoine Brantley - 1994-95, 1995-96  
 Eugene Brennan - 1998-99  
 Jason Brooks - 1991-92, 1992-93  
 Danny Brotherson - 1999-00, 2000-01  
 Bob Brown - 1963-64  
 Lewis Brown - 1973-74, 1974-75, 1975-76, 1976-77  
 Paul Brozovich - 1982-83, 1983-84  
 Steve Burgess - 1977-78  
 Michael Burns - 1978-79, 1979-80, 1980-81, 1981-82  
 Larry Bush - 2016-17  
 David Butler - 1988-89, 1989-90  
 Leroy Byrd - 1981-82

## -C-

Troy Cage - 2007-08  
 Chuck Campione - 1965-66, 1966-67  
 Jim Canavari - 1963-64  
 Ed Carman - 1970-71, 1971-72, 1972-73  
 Ben Carter - 2015-16  
 Ed Catchings - 1983-84, 1984-85  
 Jerry Chandler - 1966-67, 1967-68  
 Bruce Chapman - 1968-69, 1969-70  
 Barry Cheaney - 2011-12, 2012-13, 2014-15, 2015-16  
 Keon Clark - 1996-97, 1997-98  
 Clint Clausen - 1991-92, 1992-93  
 Al Clise - 1969-70, 1970-71, 1971-72  
 Kris Clyburn - 2016-17, 2017-18, 2018-19  
 Dan Churchfield - 1961-62  
 Loverd Coleman - 1971-72  
**Marvin Coleman - 2018-19, 2019-20**  
 Ricky Collier - 1983-84, 1985-86  
 Gene Collins - 1968-69  
 Jeff Collins - 1982-83, 1983-84  
 Daquan Cook - 2012-13, 2013-14  
 Joe Coon - 1966-67  
 John Copeland - 1980-81, 1982-83  
 Sam Copeland - 1977-78, 1978-79  
 Eddie Corbett - 1995-96  
 Jordan Cornish - 2014-15, 2015-16

Ben Coupet Jr. - 2016-17, 2017-18  
 Vernon Crawford - 1968-69  
 Billy Cunningham - 1979-80  
 Dan Cunningham - 1972-73  
 Michael Curtis - 1993-94, 1994-95  
 Stacey Cvijanovich - 1986-87, 1987-88, 1988-89, 1989-90

## -D-

Ron Dale - 1972-73, 1973-74  
 Greedy Daniels - 1997-98, 1998-99  
 Colin Darfour - 2003-04, 2004-05  
 Joe Darger - 2005-06, 2006-07, 2007-08, 2008-09  
 Bill Davis - 1963-64, 1964-65  
 Chancellor Davis - 1995-96  
 Clyde Dawson - 1965-66, 1966-67  
 Pat Deeley - 1968-69  
 Bryce Dejean-Jones - 2012-13, 2013-14  
 Cheickna Dembele - 2016-17, 2017-18, 2018-19, 2019-20  
 Ray Demman - 1960-61, 1962-63, 1963-64  
 Jerry Dick - 1962-63, 1963-64, 1964-65  
 Mark Dickel - 1996-97, 1997-98, 1998-99, 1999-00  
 Trevor Diggs - 1999-00, 2000-01  
**Cheikh Mbacke Diong - 2017-18, 2018-19, 2019-20**  
 Cody Doolin - 2014-15  
 Sylvester Dotson - 1999-00, 2000-01  
 Kenny Dye - 1999-00  
 Vonzie Drummons - 1964-65

## -E-

J.K. Edwards - 2002-03, 2003-04  
 Ken Edwards - 1964-65, 1965-66  
 Bryan Emerzian - 1988-89, 1989-90, 1990-91, 1991-92  
 Issiah Epps - 1997-98, 1998-99, 1999-00  
 Gaston Essengue - 2005-06, 2006-07  
 Earl Evans - 1977-78, 1978-79

## -F-

Chris Fancher - 1984-85  
 Bill Farr - 1961-62  
 Mike Fennell - 1961-62  
 Cliff Findlay - 1967-68, 1968-69, 1969-70  
 Robert Florence - 1971-72, 1972-73, 1973-74  
 John Flowers - 1983-84, 1985-86  
 John Freeman - 1974-75  
 Bernie Fumagalli - 1958-59, 1959-60, 1960-61  
 Stanley Fumagalli - 1961-62

## -G-

Eric Gaines - 1979-80  
 Ken Gibson - 1992-93, 1993-94  
 Derrick Giles - 1980-81, 1981-82  
 Armon Gilliam - 1984-85, 1985-86, 1986-87  
 Bob Glasgow - 1964-65  
 Savon Goodman - 2012-13  
 Dixon Goodwin - 1965-66, 1966-67  
 Greg Gorkjian - 1980-81  
 Glen Gondrezick - 1973-74, 1974-75, 1975-76, 1976-77  
 Gary Graham - 1982-83, 1984-85, 1985-86, 1986-87  
 Evric Gray - 1990-91, 1991-92, 1992-93  
 Jay Green - 2017-18, 2019-20  
 Sidney Green - 1979-80, 1980-81, 1981-82, 1982-83  
 Tyrell Green - 2015-16, 2016-17  
 Danny Griffin - 1991-92

## -H-

Arlyn Hafen - 1961-62, 1962-63  
 Hank Halverson - 1961-62  
 Jerry Hamel - 1958-59, 1959-60, 1960-61  
**Bryce Hamilton - 2018-19, 2019-20**  
 Andy Hannan - 2003-04, 2004-05  
 Todd Hanni - 2009-10, 2010-11  
 Amauri Hardy - 2017-18, 2018-19, 2019-20  
 Jon Harrison - 1961-62  
 Justin Hawkins - 2009-10, 2010-11, 2011-12, 2012-13  
 Fred Haygood - 1992-93, 1993-94  
 Don Helm - 1958-59 1961-62, 1962-63  
 Desmond Herod - 1998-99  
 Wayne Higgason - 1960-61  
 Chet Hildebrandt - 1962-63  
 Dan Hill - 1963-64, 1964-65  
 Brian Hocevar - 1993-94  
 Scott Hoffman - 2006-07, 2007-08, 2008-09  
 Jamal Holden - 2001  
 Robert Holm - 1964-65

Ron Holman - 1966-67  
 Toby Houston - 1970-71, 1971-72, 1972-73  
 Eldridge Hudson - 1982-83, 1984-85, 1985-86, 1986-87  
 Don Hughes - 1963-64  
 Billy Hungrecker - 1979-80  
 Anderson Hunt - 1988-89, 1989-90, 1990-91  
 Demetrius Hunter - 2002-03, 2003-04  
**Trey Hurlburt - 2019-20**

## -J-

Tyrell Jamerson - 1997-98  
 Frank James - 1983-84, 1984-85  
 Karl James - 1987-88  
 Keith James - 1987-88  
 Kevin James - 1995-96, 1996-97  
 Jim Jansen - 1958-59, 1959-60, 1960-61  
 Derrick Jasper - 2009-10, 2010-11  
 Chris Jeter - 1987-88, 1988-89, 1989-90, 1990-91  
 Clayton Johnson - 1993-94, 1994-95, 1995-96  
 Dalron Johnson - 1999-00, 2000-01, 2001-02, 2002-03  
 Jerome Johnson - 2005-06  
 Jordan Johnson - 2017-18  
 Lafonte Johnson - 2000-01, 2001-02  
 Larry Johnson - 1989-90, 1990-91  
 Manuel Johnson - 1977-78  
 Michael Johnson - 1979-80, 1980-81, 1981-82  
 Anthony Jones - 1984-85, 1985-86  
 Christian Jones - 2016-17  
 Derrick Jones Jr. - 2015-16  
 James Jones - 1988-89, 1989-90  
 Steve Jones - 2009-10  
 Bobby Joyce - 1990-91, 1991-92  
 Shakur Juiston - 2017-18, 2018-19

## -K-

Kaspars Kambala - 1997-98, 1998-99, 1999-00, 2000-01  
 Brian Keefe - 1997-98, 1998-99  
 Jeep Kelly - 1973-74  
 Lou Kelly - 1999-00, 2000-01, 2001-02  
 Jelan Kendrick - 2013-14, 2014-15  
 Rob Ketchum - 2008-09  
 Don Knepp - 1961-62, 1962-63  
 Jon Knoche - 2001-02, 2002-03  
 Norman Knowles - 1971-72  
 Kevin Kruger - 2006-07

## -L-

Chris Lakeotis - 1958-59, 1959-60  
 Tony Lane - 1995-96, 1996-97  
 Mark Larson - 1967-68, 1968-69  
 Efrem Lawrence - 2006-07  
 Marcus Lawrence - 2006-07  
 Eric Lee - 1994-95, 1995-96, 1996-97  
 Roosevelt Lee - 1964-65  
 Tim Leonard - 1959-60, 1960-61, 1961-62  
 Jermaine Lewis - 2000-01, 2002-03  
 Larry Lisby - 1968-69, 1969-70  
 Don Logerwell - 1958-59  
 Keith Long - 1998-99  
 Carlos Lopez-Sosa - 2010-11, 2011-12, 2012-13, 2013-14  
 Sean Loughran - 1992-93  
 Melvin Love - 1990-91, 1991-92  
 Michael Loyd - 1978-79, 1979-80, 1980-81  
 Jerry Lund - 1966-67  
 Richard Lund - 1958-59, 1959-60  
 Ken Lyles - 1981-82  
 Don Lyons - 1967-68, 1968-69

## -M-

Reggie Manuel - 1991-92, 1992-93, 1993-94, 1994-95  
 Shawn Marion - 1998-99  
 Anthony Marshall - 2009-10, 2010-11, 2011-12, 2012-13  
 Mychal Martinez - 2009-10, 2010-11  
 Karam Mashour - 2010-11, 2011-12  
 Brice Massamba - 2008-09, 2009-10, 2010-11, 2011-12  
 Marvin Mayes - 1961-62  
 Patrick McCaw - 2014-15, 2015-16  
 Brandon McCoy - 2017-18  
 Eddie McLeod - 1977-78, 1978-79  
 Mike Milke - 1974-75, 1975-76, 1976-77, 1977-78  
 Elbur Miller - 1966-67, 1967-68  
 Larry Miller - 1962-63  
 DeShawn Mitchell - 2008-09  
 Elijah Mitrou-Long - 2019-20  
 Larry Moffett - 1976-77  
 Bob Moon - 1963-64, 1964-65  
 Jovan Mooring - 2016-17, 2017-18



# ALL-TIME LETTERMEN

Demetris Morant - 2013-14  
 Wayne Morgan - 2014-15, 2015-16, 2016-17  
 Ricky Morgan - 2004-05, 2005-06  
 Zion Morgan - 2016-17  
 Vic Morton - 1966-67  
 Mike Moser - 2011-12, 2012-13  
 Dave Moss - 1962-63, 1963-64

**-N-**

George Namovich - 1959-60, 1960-61, 1961-62  
 Tyrone Nesby - 1996-97, 1997-98  
 Tyler Norman - 2009-10, 2010-11  
 Wade Norman - 2011-12  
 Joel Ntambwe - 2018-19  
 Ike Nwamu - 2015-16

**-O-**

Uche Ofoegbu - 2016-17  
 Goodluck Okonoboh - 2014-15  
 Kevin Olekaibe - 2013-14  
 Jonathan Osborne - 2003-04  
 Eddie Owens - 1973-74, 1974-75, 1975-76, 1976-77

**-P-**

Gerald Paddio - 1986-87, 1987-88  
 Phil Paramore - 1974-75, 1975-76  
 Ed Pawlek - 1979-80, 1980-81, 1981-82  
 Charles Payton - 1962-63, 1963-64, 1964-65, 1965-66  
 Omar Pearson - 2000-01, 2001-02, 2002-03  
 James Peters - 2002-03, 2003-04  
 Jason Petrimouix - 2005-06  
 Ralph Piercy - 1974-75, 1975-76, 1976-77, 1977-78  
 Ed Plawski - 1966-67, 1967-68, 1968-69  
 Wayne Polee - 1981-82  
 Chris Popoola - 1999-00, 2000-01  
 Matt Porter - 1974-75, 1975-76, 1976-77, 1977-78  
 Georg Posti - 1983-84  
 Jalen Poyser - 2015-16, 2016-17

**-R-**

Gary Radunich - 1971-72  
 Wes Reed - 1994-95, 1995-96  
 Mike Reese - 1961-62  
 Katin Reinhardt - 2012-13  
 Dave Rice - 1989-90, 1990-91  
 Grant Rice - 1995-96, 1996-97, 1997-98  
 Chris Richardson - 1998-99, 1999-00, 2000-01, 2001-02  
 J.R. Rider - 1991-92, 1992-93  
 Andy Riley - 1969-70, 1970-71  
 Robert Riley - 1968-69, 1969-70, 1970-71  
 Tom Roberts - 1982-83, 1983-84  
 Jackie Robinson - 1973-74, 1974-75, 1975-76, 1977-78  
 Richard Robinson - 1984-85, 1985-86, 1986-87, 1987-88  
 Noah Robotham - 2018-19  
 John Rodriguez - 1976-77  
 Warren Rosegreen - 1995-96, 1996-97  
 Clint Rossom - 1987-88, 1988-89  
 René Rougeau - 2005-06, 2006-07, 2007-08, 2008-09  
 Chuck Ruggeroli - 1982-83  
 Charles Rushman - 2013-14, 2014-15  
 Mareceo Rutledge - 2007-08, 2008-09

**-S-**

Ben Sanders - 1995-96  
 Darris Santee - 2008-09, 2009-10  
 Patrick Savoy - 1993-94, 1994-95  
 Tom Sawyer - 1979-80  
 Tom Schuberth - 1976-77  
 Moses Scurry - 1988-89, 1989-90  
 Jerome Seagears - 2015-16  
 Hank Sena - 1961-62  
 Harry Shaw - 1971-72, 1973-74  
 Matt Shaw - 2006-07, 2007-08, 2009-10  
 Dave Shay - 1960-61, 1961-62, 1962-63, 1963-64  
 Vitaliy Shibel - 2019-20  
 Matt Siebrandt - 1998-99  
 Don Silcox - 1974-75  
 Kevin Simmons - 1997-98, 1998-99  
 Gerald Sims - 1977-78  
 Djordjije Slijvancanin - 2016-17  
 Lou Small - 1969-70  
 Anthony Smith - 2017-18  
 Damian Smith - 1992-93, 1993-94, 1994-95, 1996-97  
 Deville Smith - 2013-14  
 Jermaine "Sunshine" Smith - 1993-94, 1994-95, 1995-96, 1996-97  
 John Smith - 1987-88

Kendall Smith - 2013-14  
 Reggie Smith - 2011-12  
 Robert Smith - 1974-75, 1975-76, 1976-77  
 Roscoe Smith - 2013-14  
 Sam Smith - 1975-76, 1976-77  
 Tony Smith - 1976-77, 1977-78, 1978-79  
 Ricky Sobers - 1973-74, 1974-75  
 Elmore Spencer - 1990-91, 1991-92  
 Brian Staaleson - 1985-86  
 Harold Stafford - 1967-68  
 Chace Stanback - 2009-10, 2010-11, 2011-12  
 Thad Starkey - 1988-89  
 Austin Starr - 2015-16  
 Silas Stepp - 1962-63, 1963-64, 1964-65, 1965-66  
 Donovan Stewart - 1997-98, 1998-99, 1999-00, 2000-01  
 Kebu Stewart - 1993-94, 1994-95  
 Leon Symanski - 1984-85, 1985-86, 1986-87

**-T-**

Gary Tapper - 1962-63, 1963-64  
 Danny Tarkanian - 1981-82, 1982-83, 1983-84  
 Eddie Taylor - 1972-73  
 Curtis Terry - 2004-05, 2005-06, 2006-07, 2007-08  
 Ed Terwilliger - 1965-66, 1966-77, 1967-68  
 Jonathan Tchamwa Tchatchoua - 2018-19  
 Justin Thacker - 1994-95, 1997-98  
 Reggie Theus - 1975-76, 1976-77, 1977-78  
 Dedan Thomas - 1991-92, 1992-93, 1993-94  
 Lawrence Thomas - 1992-93, 1993-94, 1994-95  
 Quintrell Thomas - 2010-11, 2011-12, 2012-13  
 Freddie Thompson - 1978-79  
 Odis Thompson - 1959-60, 1960-61  
 Donnie Tillman - 2019-20  
 Anthony Todd - 1987-88  
 John Q. Trapp - 1967-68  
 Ernest Turner - 2001-02, 2002-03

**-U-**

Michael Umeh - 2003-04, 2004-05, 2005-06, 2006-07

**-V-**

Rashad Vaughn - 2014-15  
 Dustin Villepigue - 2004-05, 2005-06  
 Brett Vroman - 1978-79

**-W-**

Mark Wade - 1985-86, 1986-87  
 Gary Wagner - 1976-77  
 H Waldman - 1990-91, 1991-92  
 Warren Walk - 1971-72  
 Dantley Walker - 2014-15  
 Don Walker - 1969-70  
 Kendall Wallace - 2007-08, 2008-09, 2009-10, 2011-12  
 George Warner - 1970-71  
 Booker Washington - 1969-70, 1970-71, 1971-72  
 Willie Washington - 1969-70  
 Sean Watkins - 1989-90  
 Tom Watkins - 1968-69, 1969-70  
 Curtis Watson - 1967-68, 1968-69  
 Lester Weaver - 1972-73  
 Dave Webb - 1967-68, 1968-69  
 Don Weimer - 1972-73, 1974-75, 1975-76  
 John Welch - 1985-86  
 Byron Wesley - 1989-90  
 Lawrence West - 1986-87  
 Mike Whaley - 1970-71, 1971-72, 1972-73  
 Wendell White - 2005-06, 2006-07  
 Ron Wielochowski - 1964-65, 1965-66  
 John Winston - 2003-04  
 David Willard - 1986-87, 1987-88  
 Flintie Ray Williams - 1978-79, 1979-80  
 Tre Von Willis - 2008-09, 2009-10, 2010-11  
 Christian Wood - 2013-14, 2014-15  
 Trey Woodbury - 2018-19  
 Lonnie Wright - 1971-72, 1972-73, 1973-74

**-Y-**

Barry Young - 1988-89, 1989-90

**-Z-**

Len Zarndt - 1969-70, 1970-71  
 Stephen Zimmerman Jr. - 2015-16

**Active players in bold**



## ASSISTANT COACHES

Boyd Adams (2 seasons)	1961-62
Ron Adams (1 season)	1990-91
Fred Albrecht (3 seasons)	1970-73
Lynn Archibald (3 seasons)	1974-76
Stacey Augmon (5 seasons)	2011-16
Dan Ayala (2 seasons)	1974-75
Melvin Bennett (2 seasons)	1984-85
Eric Brown (3 seasons)	2016-19
<b>Tim Buckley (1 season)</b>	<b>2019-pres.</b>
Dave Buss (1 season)	1983
Jerry Chandler (2 seasons)	1969-70
Bob Comeau (3 seasons)	1964-66
Darwin Cook (2 seasons)	1992-94
Charles Cunningham (1 season)	2000-01
Glynn Cyprien (5 seasons)	1995-00
Cleveland Edwards (2 seasons)	1989, 1994
Ken Edwards (1 season)	1967
Ron Ganulin (4 seasons)	1988-91
Bill Genian (1 season)	980
Max Good (1+ seasons)	1999-00
Ed Goorjian (1 season)	1992
Ed Gregory (1 = season)	1963
Greg Grensing (6 seasons)	2005-11
Tim Grgurich (12 seasons)	1981-92
Steve Henson (7 seasons)	2004-11
Lew Hill (7 seasons)	2004-11
Justin Hutson (2 seasons)	2011-13
Dennis Hodges (2 seasons)	1976, 1980
Denny Hovanec (1 season)	1982
Rex Hughes (1 season)	1980
Rob Jeter (2 seasons)	2016-18
Bob Kloppenburg (1 season)	1986
<b>Kevin Kruger (1 season)</b>	<b>2019-pres.</b>
Andre LaFleur (3 seasons)	2016-19
Preston Laird (1 season)	2018-19
Howie Landa (2 seasons)	1989, 1994
Bill Lastra (2 seasons)	1983, 1986
Tates Locke (1 season)	1982
Jim Long (1 season)	1979
Deane Martin (3 seasons)	2001-04
Tom Massimino (2 seasons)	1992-94
George McQuam (4 seasons)	1977-80
Al Menendez (1 season)	1977
Marvin Menzies (1 season)	2004-05
Ryan Miller (2 seasons)	2014-16
Tony Morocco (1 season)	1974
Bud Presley (1 season)	1984
Ralph Readout (8 seasons)	1975-79, '86-88
Dave Rice (11 seasons)	1992, 1994-2004
Heath Schroyer (3 seasons)	2011-14
Bill Scoble (6 seasons)	1968-73
Shawn Seiler (1 season)	1987
Todd Simon (3 seasons)	2013-16
<b>DeMarlo Slocum (1 season)</b>	<b>2019-pres.</b>
Jay Spoonhour (3 seasons)	2001-04
Keith Starr (6 seasons)	1986-90, 1991-92
Terry Tebbs (1 season)	1960
Derek Thomas (2 seasons)	2001-03
Greg Vetrone (4 seasons)	1995-99
Mark Warkentien (7 seasons)	1981-87
Bill Wuczynski (1 season)	2000-01
Jay Wright (2 seasons)	1992-94

**Active coaches in bold**