

BE A REBEL.



2019 UNLV FOOTBALL WEEKLY GAME NOTES

MARK WALLINGTON • O: (702) 895-4472 • C: (702) 528-6291 • EMAIL: mark.wallington@unlv.edu • @UNLVFBSID

ANDY GROSSMAN • O: (702) 895-3995 • C: (702) 630-3949 • EMAIL: andy.grossman@unlv.edu • @UNLVSID

2019 REBEL QUICK FACTS

ALL-TIME RECORD: 252-335-4 (52nd year)
MW RECORD: 44-109 (21st year)
RECORD IN STADIUM: 154-133-3 (49th year)
HEAD COACH: Tony Sanchez (NMSU '98)
SANCHEZ UNLV REC: 18-36 (5th year)
SANCHEZ OVERALL: 18-36 (5th year)

#SBSFAREWELL NEXT UP



DATE:
Oct. 26 vs. San Diego State
GIVEAWAY:
First 1,500 fans receive '00s-inspired T-shirt, courtesy of Comprehensive Cancer Centers

GAME 7



UNLV REBELS (2-4/0-2 Mountain West)



At Fresno State (2-3/0-1 MW)

DATE: Friday, Oct. 18, 2019
KICKOFF: 7:02 pm PT
SITE: Bulldog Stadium (40,727/AstroTurf), Fresno, CA
TV: CBS Sports Network (Carter Blackburn, Aaron Taylor & Jenny Dell)
RADIO: ESPN 1100 AM & 100.9 FM (Russ Langer, Caleb Herring & Steve Cofield)
ONLINE: Live Stats at www.unlvrebels.com

FRIDAY'S PREVIEW...

Playing its only non-Saturday game of the season, UNLV (2-4/0-2) returns to Mountain West action with a trip to division-rival Fresno State (2-3/0-1) on Friday night when one side will pick up its first conference win of the fall ... The game will close out a stretch of four road dates in five outings for the Rebels who are 8-6-1 all-time on Fridays ... It will also be the second of three UNLV games appearing on CBS Sports Network in the month of October ... Last Saturday, UNLV earned its first road win over an SEC opponent with a 34-10 victory at Vanderbilt while Fresno State dropped its MW opener at Air Force, 43-24 ... The Rebels are looking to earn consecutive wins for the first time since weeks 2-3 of 2018 ... UNLV junior quarterback Armani Rogers has not played in the last 10 quarters after getting knocked out of the game at Wyoming. That was the same game he became his school's career leader and moved into 10th place on the Mountain West all-time list for rushing yards by a quarterback with 1,549 ... Redshirt freshman signal-caller and local product Kenyon Oblad has spelled Rogers ever since and now, after earning his first career victory, leads the team with 739 passing yards and five touchdowns ... Running back Charles Williams comes into Friday ranked second in the MW and 24th in the nation with 99.7 yards per game, including a career-high 168 vs. Arkansas State in Week Two. The "Chuck Wagon" also sits 16th in the FBS with 6.64 yards per carry. In two previous games vs. his hometown Bulldogs, the Bullard High School grad averaged 137 yards on the ground, including 8.05 yards per attempt.

REBELS vs. BULLDOGS NOTES...

These programs have played each other as part of three different conferences (Big West, WAC and now MW) ... FS leads the overall series 14-7 but UNLV has won three of the last five meetings, including its most recent trip to Fresno in 2017, 26-16 ... FS lists two players who transferred home after signing with UNLV but never played for the Rebels: LB David Tate Jr. and DL Leveel Tatum III ... UNLV OLB coach Eric Brown played at FS in 2007 and was on the 'Dog coaching staff as a student assistant (2008-10) and then GA (2011-12) ... UNLV DC Tim Skipper was a star LB for the Bulldogs from 1997-2000 and spent six seasons on their staff from 2006-11 ... Three FS staffers formerly worked or played for the Rebels: RB coach Jamie Christian and DB coach J.D. Williams were at UNLV in 2015-16 while GA Matt Lea played against the Bulldogs in UNLV's victory in 2016.

DATE	OPPONENT	TIME	TV	SERIES	ATTEND	THE NOTE TO KNOW
Aug. 31	SOUTHERN UTAH	W, 56-23	UNLVRebels.com	UNLV 3-1	17,421	Rebels tie school record with 7 rushing touchdowns
Sept. 7	ARKANSAS STATE	L, 43-17	Facebook	ASU 2-1	18,742	Charles Williams rushes for career-high 168 yards
Sept. 14	at Northwestern	L, 30-14	Big Ten Network	NW 3-0	37,714	Wildcats score final 20 points, Williams hits 100 again
Sept. 28	at Wyoming*	L, 53-17	ESPNU	WYO 13-11	23,029	Both Williams, Rogers knocked out of game during 1st half
Oct. 5	#16/15 BOISE STATE*	L, 38-13	CBS SN	BSU 8-3	24,681	Last UNLV win over Broncos came in 1976
Oct. 12	at Vanderbilt	W, 34-10	SEC Network	UNLV 1-0	20,048	Rebels hold road opponent to fewest points since 2003
Oct. 18	at Fresno State*	7 pm PT	CBS SN	FS 14-7		Rebels have won three of last five meetings with 'Dogs
Oct. 26	SAN DIEGO STATE*	7:30 pm PT	CBS SN	SDSU 18-10		Rebs won in San Diego last fall for first time since 2000
Nov. 2	at Colorado State*	12:30 PT	AT&T SportsNet	CSU 16-6-1		UNLV visits Canvas Stadium for first time
Nov. 16	HAWAII* (HC)	1 pm PT	Spectrum	UH 16-12		Rebels have won five straight home meetings
Nov. 23	SAN JOSE STATE*	1 pm PT	AT&T SportsNet	SJSU 16-6-1		UNLV plays its 299th and final game at Sam Boyd
Nov. 30	at UNR*	12 pm PT	AT&T SportsNet	UNR 26-18		Rebels have won two of last three visits to Reno

2019 UNLV FOOTBALL

2019 REBEL RUNDOWN

Record:	2-4
Home:	1-2
Away:	1-2
Day Games (Start before 5 pm):	1-1
Night Games (Start after 5 pm):	1-3
TV Games:	1-4
on Big Ten Network	0-1
on SEC Network	1-0
on CBS Sports Network	0-1
on ESPNU	0-1
on AT&T SportsNet	0-0
on Spectrum PPV	0-0
on Facebook	0-1
When Scoring First:	1-1
When Opponent Scores First:	1-3
When Leading at Halftime:	2-0
When Trailing at Halftime:	0-3
When Tied at Halftime:	0-0
When Leading After 3rd Quarter:	2-0
When Trailing After 3rd Quarter:	0-3
In Overtime Games:	0-0
When Scoring <20 Points:	0-4
When Scoring 20-29 Points:	0-0
When Scoring 30+ Points:	2-0
When Allowing <20 Points:	1-0
When Allowing 20-29 Points:	1-0
When Allowing 30+ Points:	0-4
When Rushing <100 Yards:	0-2
When Rushing 100-199 Yards:	0-1
When Rushing 200+ Yards:	2-1
When Passing <200 Yards:	1-2
When Passing 200-299 Yards:	1-2
When Passing 300+ Yards:	0-0
When <300 Yards Total Offense:	0-0
When 300+ Yards Total Offense:	2-4
When Allowing <100 Yds Rush:	1-0
When Allowing 100-199 Yds Rush:	1-1
When Allowing 200+ Yds Rush:	0-3
When Allowing <200 Yds Pass:	1-2
When Allowing 200-299 Yds Pass:	1-1
When Allowing 300+ Yds Pass:	0-1
When Allowing 400+ Yds Tot Off:	0-4
When Having 100-Yard Rusher:	2-2
When Allowing 100-Yard Rusher:	1-3
When Making No Turnovers:	0-0
When Making 1-2 Turnovers:	2-2
When Making 3+ Turnovers:	0-2
When No Takeaways:	0-2
When 1-2 Takeaways:	2-2
When 3+ Takeaways:	0-0
When More Time of Poss:	2-2
When Playing on Artificial Turf:	2-3
When Playing on Natural Grass:	0-1
When Game Decided by TD or Less:	0-0
When Game Decided by FG or Less:	0-0

#SBSFAREWELL

UNLV COLOR COMBO CONVO 2019

WK	OPPONENT	HELMET	JERSEY	PANT
1	SOUTHERN UTAH	Silver	Red	White
2	ARKANSAS STATE	Red	Black	Red
3	at Northwestern	Red	White	Red
4	at Wyoming	Black	White	Black
5	BOISE STATE	Black	Black	Black
6	at Vanderbilt	Silver	White	White
7	at Fresno State			
8	SAN DIEGO STATE			
9	at Colorado State			
10	HAWAII			
11	SAN JOSE STATE			
12	at UNR			

REBELATIONS...

UNLV punter **Hayes Hicken**, who sits 29th in the nation with an average of 43.9 yards per attempt (with the sixth-most attempts on the FBS level) certainly had an up and down night vs. Ark State in Game Two. The senior had a career-short 17-yard punt in the first half and a career-long 71-yarder in the second. The former Utah transfer currently ranks third in school history for career punting average at 43.8 behind only former All-Americans **Randall Cunningham** (45.6 from 1982-84) and **Brian Parvin** (44.3 from 1991-92) ... The 455 net yards rushing by **Charles Williams** in his first three games represented the most gained by any UNLV player in the first three games of a season. Former Rebel great **Lexington Thomas** had 425 (with the same amount of carries) at this point in 2017 ... Another running back, sophomore **Chad Magyar**, made his season debut vs. Boise State after missing the first four games because of personal reasons. Seeing the football for the first time as a collegian he quickly produced, catching two passes for 13 yards and rushing 10 times for a net of 43 yards. Magyar followed that up with a breakout game at Vandy, rolling up 116 yards and his first touchdown on 22 carries ... Calling the plays for the Rebs this season is second-year assistant **Garin Justice**, who took over as offensive coordinator after veteran OC **Barney Cotton** announced in July that he was leaving the program to await a heart transplant ... UNLV has not returned a punt for a touchdown in 18 years -- believed to be the longest drought in the nation. The last Rebel to do it was **Troy Mason**, who went 52 yards vs. San Diego State on Oct. 13, 2001, at Sam Boyd Stadium. Hoping to change that stat is the team's new return man, **Jacob Gasser**, a receiver who signed with the Rebels in February out of Cerritos College ... **Randal Grimes**, who transferred to UNLV from USC during the off-season and earned a waiver from the NCAA for immediate eligibility, leads his new team with 22 receptions for 308 yards through the air ... Preseason First Team All-MW selection **Justin Polu**, who started the first 40 games of his collegiate career at right guard, moved to right tackle two weeks ago. The local product is on track to become the first First Team All-MW honoree after a season since **Tony Terrell** in 2002 ... Starting his first game as a Rebel in Week One was linebacker **Rayshad Jackson**, a graduate transfer from the University of Florida who started three games for the Gators last season before heading to the desert for his final campaign. Jackson is second on the team with 44 total tackles and tied for second with four pass breakups ... From Hawaii to Florida, from Alaska to Rhode Island -- the 2019 Rebels come from hometowns spread across the continent. In fact, no less than 19 different states are represented on this year's roster. While a vast majority of Rebels naturally hail from California (47) and Nevada (21), a state that continues as a fertile recruiting ground is Texas as currently six UNLV players are products of the Lone Star State. Meanwhile, nearby Arizona is home to five Rebels and Georgia and Hawaii are both next up with four. Florida and Louisiana each contribute a trio of Rebels ... Joining Grimes in transferring back home from the Pac-12 Conference during the offseason was RB **Biaggio Ali Walsh** (Bishop Gorman HS) -- the grandson of the late legendary sports figure **Muhammad Ali** -- who transferred from Cal and did not play in the first three games because of injury but made his Rebel debut on special teams vs. Boise State.

SERIES BREAKDOWN

FS LEADS 14-7

UNLV at FS RECORD:	3-8
FS at UNLV RECORD:	6-4
UNLV's LARGEST WIN:	29 (35-6 in 1980)
FS's LARGEST WIN:	45 (48-3 in 2018)

DATE	SITE	RESULT
11-3-79	Fresno	UNLV 31-28
9-13-80	Las Vegas	UNLV 35-6
11-7-81	Fresno	FS 42-26
11-20-82	Las Vegas	FS 30-28
11-5-83	Fresno	UNLV 20-7
11-24-84	Las Vegas	UNLV 27-13
9-14-85	Fresno	FS 26-6
10-6-86	Las Vegas	FS 36-7
10-31-87	Fresno	FS 45-10
11-12-88	Las Vegas	FS 31-14
10-28-89	Fresno	FS 31-17
11-3-90	Las Vegas	FS 45-18
10-26-91	Fresno	FS 48-22
10-26-96	Las Vegas	FS 34-23
10-25-97	Fresno	FS 46-28
10-19-13	Fresno	FS 38-14
10-10-14	Las Vegas	UNLV 30-27(OT)
10-16-15	Fresno	FS 31-28
10-1-16	Las Vegas	UNLV 45-20
10-28-17	Fresno	UNLV 26-16
11-3-18	Las Vegas	FS 48-3



LOCAL PRODUCT OBLAD EARNS FIRST WIN

Redshirt freshman QB **Kenyon Oblad**, who graduated from Liberty High School in nearby Henderson as the Silver State's all-time leading passer (since surpassed) with 11,828 yards and 116 touchdowns, relieved three-year starter **Armani Rogers** late in the game against Ark State and completed all three of his attempts, including a 56-yard scoring strike to **Randal Grimes** for his first collegiate touchdown pass. Oblad, who also had one brief appearance during his redshirt season in 2018, saw his first significant action in Week Four at Wyoming, including spelling Rogers the entire second half (16 of 31 for 176 yards with two picks). With Rogers still not 100 percent, Oblad got his first career start vs. Boise State and threw two touchdowns to go with 262 yards and one interception. His 55 pass attempts (24 completions) against the Broncos were the fifth-most in UNLV history and second most by a Rebel freshman. Last week at Vanderbilt, Oblad led his team to a 34-10 win by coolly directing the offense with 11 completions in 16 attempts for 172 yards and two more scores. He is listed atop the depth chart heading into Friday's game at Fresno State while recently returned **Max Gilliam**



(who started seven games last fall after a Rogers injury) is at No. 2 to begin the week. Amazingly, UNLV has not seen the same quarterback start every game in a season since another local product, **Jon Denton** out of Green Valley High School, started all 12 in 1996. Against the Broncos, Oblad became the third freshman to start at quarterback under **Tony Sanchez**, joining Rogers in 2017 and **Dalton Sneed** in 2016. Overall, Oblad is the ninth freshman signal-caller to start for the Rebels since they joined the Mountain West in 1999.

#SBSFAREWELL CAMPAIGN FEATURING UNLV LEGENDARY HONORARY CAPTAINS THIS FALL


The Sam Boyd Stadium Farewell campaign, which features a unique logo and uses the hashtag #SBSFarewell, was launched to help Rebel fans unite around the 49th and final season of their off-campus home that opened in 1971. The department is celebrating the stadium's history during the final six home games before UNLV football moves to the state-of-the-art, \$2 billion Allegiant Stadium currently under construction closer to campus. As part of #SBSFarewell, a guest former Rebel great represents all the players from their decade while serving as honorary captain during the pregame coin toss. The season-opener saw the winningest quarterback in school history -- former Dallas Cowboys (NFL) and Pittsburgh Maulers (USFL) signal-caller **Glenn Carano** (1973-76) -- represent the 1970s players. The following week legendary running back **Elbert "Ickey" Woods** (1984-87) who shuffled his way to the NCAA rushing title as a senior in 1987, repped the 1980s. Last time out, NCAA record setting receiver Randy Gatwood represented the 1990s crews. As a senior in 1994, he set to major NCAA records in one game by catching 23 passes for 363 yards vs. Idaho en route to helping the Rebels win a conference title and Las Vegas Bowl championship.



Carano



Woods



Gatwood



2019 RED ZONE REDUX

UNLV

	Atts	Scores	TD	FG
SUU	6	6	6	0
ARK ST	2	2	1	1
at NW	2	0	0	0
at WYO	1	1	1	0
BSU	3	2	2	0
at Vandy	4	4	3	1
at FS				
SDSU				
at CSU				
UH				
SJSU				
at UNR				

SEASON TOTAL 18 15 13 2
PCT. SCORING IN RED ZONE: 83%
PCT. SCORING TD IN RED ZONE: 72%

OPPONENTS

	Atts	Scores	TD	FG
SUU	3	3	3	0
ARK ST	5	4	2	2
at NW	4	4	2	2
at WYO	7	6	5	1
BSU	2	2	2	0
at Vandy	1	1	1	0
at FS				
SDSU				
at CSU				
UH				
SJSU				
at UNR				

SEASON TOTAL 22 20 15 5
PCT. SCORING IN RED ZONE: 91%
PCT. SCORING TD IN RED ZONE: 68%

POINTS OFF TURNOVERS

UNLV

UNLV	No	PTS
SUU	1	7
ARK ST	0	0
at NW	1	7
at WYO	0	0
BSU	1	0
at Vandy	2	10
at FS		
SDSU		
at CSU		
UH		
SJSU		
at UNR		
TOTAL	5	24

OPP

OPP	No	PTS
SUU	1	7
ARK ST	1	7
at NW	3	0
at WYO	3	10
BSU	1	7
at Vandy	1	0
at FS		
SDSU		
at CSU		
UH		
SJSU		
at UNR		
TOTAL	10	31

UNLV: 5 Poss., 4 Scores (80%)
1 FG, 3 TD

OPP: 10 Poss., 5 Scores (50%)
1 FG, 4 TD

#SBSFAREWELL



HEAD COACH @UNLVSANCHEZ

Tony Sanchez, who built a national powerhouse at Las Vegas' Bishop Gorman High School, is now on his way to creating another consistent winner in town as the 11th head coach in UNLV football history. Named to the job on Dec. 11, 2014, Sanchez in 2015 became the first Rebel coach to win at least three times in his first season since 1999. Sanchez also became only the third UNLV coach to win the fabled Fremont Cannon by defeating in-state rival UNR in his debut campaign and the first to do it on the road.

The improvement continued in 2016 when UNLV won four games and again in 2017 with five victories. That marked the first time in program history the Rebels won more games than the previous season for three straight years. Falling just one victory shy of reaching bowl-eligibility, the '17 Rebels finished with a .500 MW record, winning four league games for only the third time since the conference debuted in 1999. UNLV also won three road games in season for just the second time in 14 years and defeated three consecutive league opponents for the first time since winning the Big West Conference in 1994.

In 2018 the Rebels' 4-8 record included winning at San Diego State for the first time in 18 years and ending the season with the biggest comeback in school history. After trailing UNR 23-0, UNLV went on to down the Wolf Pack 34-29 and make Sanchez only the second UNLV head coach since 1981 to defeat the school's in-state rival more than once.

Sanchez's impact has been felt off the field as well. His unwavering fundraising efforts have led to the construction of the state-of-the-art \$37 million Fertitta Football Complex slated to open on campus this fall. In addition, the Rebels have boasted record success in the classroom, including last year posting the highest semester and cumulative GPA in program history along with earning the most academic all-conference honorees and Dean's List members the football team has ever seen. UNLV in 2017 rewarded Sanchez with a contract extension that will take him through at least the 2021 season.

Sanchez, who turned 45 in January, became a rising star in coaching circles after spending the previous six seasons leading Bishop Gorman to an overall record of 85-5 and six consecutive state 4A championships to go with a top-25 national ranking each year. His 2014 top-ranked Gaels squad finished 15-0 and won the mythical national championship.

The winning head coach at the 2014 All-American Bowl in San Antonio, Sanchez saw 41 of his players earn collegiate football scholarships during his time in Las Vegas, including 31 to FBS programs. Now he has attracted national attention as only the fifth man in the modern era of college football to go from the high school level directly to the position of head coach of an FBS team.

Having come to campus as one of the youngest head coaches on the FBS level, Sanchez is a 1992 graduate of Granada High School in Livermore, California. A decorated two-way player, he went on to become a standout receiver at Laney College in Oakland before transferring to New Mexico State. He would letter two seasons for the Aggies and finished his senior campaign with 42 receptions for 546 yards, including grabbing five passes for 80 yards at Sam Boyd Stadium when he played against UNLV on Nov. 18, 1995. His first taste of coaching came the next season when he served as an undergraduate assistant at his alma mater.

The son of a career policeman in the Oakland area, Sanchez was born Jan. 25, 1974, at Travis Air Force Base in California while his father was serving in the military. He earned a bachelor's degree in family and consumer science from NMSU in 1998 and then his master's in special education in 2003. He has two children: daughter, Alyssa, graduated from Bishop Gorman in 2019 and son, Jason, currently attends Bishop Gorman.



COACHING EXPERIENCE

2015-SA UNLV – Head Coach
 2009-14 Bishop Gorman High School (Las Vegas) – Head Coach, OC
 2004-08 California High School (San Ramon, CA) – Head Coach, OC
 2003 Onate High School (Las Cruces, NM) – Defensive Coord., DBs
 2001-02 Onate High School (Las Cruces, NM) – Defensive Backs
 2000 Irvin High School (El Paso, TX) – Wide Receivers
 1998 Onate High School (Las Cruces, NM) – Wide Receivers
 1996 New Mexico State – Undergraduate Assistant – Offense

EDUCATION

New Mexico State University, 2003
 Master's degree in special education

New Mexico State University, 1998
 Bachelor's degree in family and consumer science

Laney College (Oakland, CA) 1994
 Associate Degree in General Studies

PLAYING EXPERIENCE

1994-95 New Mexico State – Lettered two years at WR
 1992-93 Laney College (Oakland, CA) – Lettered two years at WR

PERSONAL DATA

Name: Tony Sanchez
 Birthdate: Jan. 25, 1974
 Birthplace: Travis Air Force Base, Fairfield, CA
 Children: Daughter, Alyssa (18); Son, Jason (15)



DANDY AT VANDY, WHITE WINS HONOR

UNLV senior linebacker **Javin White** was named Mountain West Defensive Player of the Week, the league announced Monday. White finished with seven total tackles, including 2.5 tackles-for-loss, and forced two key turnovers to help UNLV stun Vanderbilt Saturday afternoon, 34-10, in Nashville. The win was the program's first on the road vs. an SEC team and represented the fewest points allowed by a Rebel team in an away game since 2003. White hauled in his eighth career pick in the third quarter and returned it 44 yards to set up a UNLV field goal. Just a few minutes later, he and teammate **Rayshad Jackson** combined to sack a Commodore quarterback and force a fumble that was recovered by **Jamaal Neal** and eventually converted into a touchdown. One of four team captains, White is a native of Oakland, California, and graduate of McClymonds High School. He also earned the league's award last November after grabbing two interceptions in UNLV's season-capping win over UNR.



2019 FOOTBALL STAFF

FOOTBALL OFFICE: (702) 895-3400
STAFF EMAIL: first name.last name@unlv.edu
Head Coach:
 Tony Sanchez (5th Year/NMSU '98)
Offensive Coordinator/Offensive Line
 Garin Justice (2nd Year/West Virginia '06)
Defensive Coordinator/Inside Linebackers:
 Tim Skipper (2nd Year/Fresno State '01)
Special Teams Coordinator/Running Backs:
 Travis Burkett (3rd Year/Saint Mary's '02)
Recruiting Coordinator/Wide Receivers:
 Cedric Cormier (9th Year/Colorado '02)
Tight Ends:
 Ronnie Regula (1st Year/Miami '15)
Quarterbacks:
 Ron O'Dell (5th Year/Chico State '01)
Defensive Line:
 Tony Samuel (4th Year/Nebraska '81)
Safeties:
 Al Simmons (2nd Year/CS Hayward '87)
Cornerbacks:
 Steve Irvin (2nd Year/UNLV '99)
Outside Linebackers:
 Eric Brown (2nd Year/Fresno State 2010)
Graduate Assistant Coach (Offense):
 Will Kreidler (2nd Year/UNLV '18)
Graduate Assistant Coach (Offense):
 Brian Metz (1st Year/Notre Dame '13)
Graduate Assistant Coach (Defense):
 Ofa Fifita (1st Year/Sacramento State '15)
Graduate Assistant Coach (Defense):
 Cristian Garcia (2nd Year/Florida '17)
Special Teams Analyst:
 Brandon Roberts (Southern Miss '16)
Director of Strength & Conditioning:
 Sean Manuel (3rd Year/Columbia College '07)
Director of Football Operations:
 Ryan McNamee (1st Year/Gettysburg '99)
Director of Player Personnel:
 Eric Sheridan (3rd Year/Saint Francis '12)
Asst. Recruiting Coordinator:
 Drew Jennison (5th Year/Arizona '14)
Asst. AD/Athletic Training:
 Kyle Wilson (36th Year/West Virginia '82)
Director of Equipment:
 Rocky Rutledge (21st Year/TCU '98)
Coordinator of Video Services:
 Joe Maggio (4th Year/Stony Brook '12)
Executive Assistant to the Head Coach:
 Sara Doty (4th Year/UNLV '11)

MW CAREER RUSHING YARDS BY A QB

RK	PLAYER	TEAM	YEARS	ATT	NET YDS	AVG
1.	Cody Fajardo	UNR	2012-14	508	2,788	5.5
2.	Shaun Carney	AFA	2004-07	652	2,561	3.9
3.	Lamar Jordan	UNM	2014-17	458	2,503	5.5
4.	Chance Harridge	AFA	2001-03	462	2,324	5.0
5.	Bradlee Van Pelt	CSU	2001-03	420	2,274	5.4
6.	Tim Jefferson	AFA	2008-11	496	1,988	4.0
7.	Cole Gautsche	UNM	2012-16	269	1,859	6.9
8.	Andy Dalton	TCU	2007-10	413	1,611	3.9
9.	Arion Worthman	AFA	2016-18	376	1,593	4.2
10.	Armani Rogers	UNLV	2017-SA	289	1,549	5.3
11.	Brett Smith	WYO	2011-13	378	1,531	4.1
12.	Jason Thomas	UNLV	2000-02	369	1,528	4.1

MW CAREER RUSHING TOUCHDOWNS BY A QB

RK	PLAYER	TEAM	YEARS	TDS
1.	Chance Harridge	AFA	2001-03	35
2.	Cody Fajardo	UNR	2012-14	33
	Tim Jefferson	AFA	2008-11	33
4.	Shaun Carney	AFA	2004-07	31
5.	Bradlee Van Pelt	CSU	2001-03	25
6.	Jason Thomas	UNLV	2000-02	24
7.	Andy Dalton	TCU	2007-10	22
8.	Brett Smith	WYO	2011-13	20
9.	Kevin O'Connell	SDSU	2004-07	19
	Kent Myers	USU	2014-17	19
11.	Armani Rogers	UNLV	2017-SA	18



ROGERS RUNNING TO RECORDS

Armani Rogers already has the UNLV record for yards rushing by a quarterback for a single game (former record 165 by **Hunkie Cooper** in 1991) with his 193 at New Mexico in 2017, for a season with his 780 (former record 599 by **Jason Thomas** in 2000), and now in a career (former record 1,528 by Thomas). This despite suffering injuries that cost him nearly three full games in 2017, six in 2018 and two so far in 2019. Rogers, who moved into the top 10 for MW QBs, needs 45 more yards to pass Air Force's **Arion Worthman** in ninth place (1,593 from 2016-18). Also, one more TD on the ground would move Rogers into a tie for ninth in league history for a QB.

COACH LOCATIONS

Where the UNLV coaches are located during games:

PRESS BOX COACHES BOOTH

Garin Justice	OC/OL
Ron O'Dell	Quarterbacks
Al Simmons	Safeties
Eric Brown	Outside LBs
1 GA	

SIDELINES

Tony Sanchez	Head Coach
Tim Skipper	DC/ILBs
Travis Burkett	STC/RBs
Steve Irvin	Cornerbacks
Cedric Cormier	Wide Receivers
Ronnie Regula	Tight Ends
Tony Samuel	Defensive Line
3 GAs	

REBEL STARTS CHART

PLAYER	2019	CAREER	CONSEC.
Sid Acosta	6	17	15
Evan Austrie	6	19	10
Noah Bean	2	2	2
Matt Brayton	5	8	--
Jaron Caldwell	1	28	1
Tyleek Collins	4	7	--
Nick Dehdashtian	4	7	--
Dominion Ezinwa	3	3	2
Gio Faulolo	5	14	2
Jericho Flowers	6	28	9
Greg Francis	2	3	2
Julio Garcia II	2	7	2
Demitrious Gibbs	1	6	--
Max Gilliam	0	7	--
Daniel Gutierrez	6	9	6
Randal Grimes	3	3	1
Farrell Hester II	10	16	3
Hayes Hicken	6	18	18
Bryce Jackson	0	2	--
Rayshad Jackson	6	6	6
Tavis Malakius	4	4	--
Gabe McCoy	5	27	5
Ashton Morgan	4	4	--
Nate Neal	2	2	1
Kenyon Oblad	2	2	2
Justice Oluwasheun	6	10	10
Alex Perry	0	3	--
Myles Plummer	6	6	6
Justin Polu	6	42	42
Brandon Presley	0	16	--
Jackson Reynolds	0	1	--
Armani Rogers	4	18	--
Mekhi Stevenson	4	19	--
Drew Tejchman	3	6	--
Kolo Uasike	5	11	4
Vic Viramontes	1	1	--
Javin White	6	23	23
Charles Williams	6	12	7
Jacoby Windmon	1	1	--
Darren Woods	6	21	10

#SBSFAREWELL

OH, CAPTAINS, OUR CAPTAINS

Four players, two from each side of the ball and two of whom are repeat honorees, were voted UNLV football's permanent team captains for the 2019 season. After a vote by players, junior quarterback **Armani Rogers** (Los Angeles, CA/Hamilton HS) was named a captain for the second straight season after being one of just seven sophomore team captains on the FBS level a year ago. Rogers is joined by junior tight end **Giovanni Faulolo Sr.** (Oakley, CA/Freedom HS) on the offensive side of the ball. Senior defensive end **Gabe McCoy** (Pittsburg, CA/Pittsburg HS) is also a repeat selection and will be joined on the defense by



senior linebacker **Javin White** (Oakland, CA/McClymonds HS). "We are really proud of the group that the guys picked this year," said head coach **Tony Sanchez**. "Gabe and Armani being voted for the second year in a row tells you a lot about them as teammates. I'm really proud of Javin and the progress he's made and it was great to see him chosen to be a captain along with Gio -- who's become a huge leader in the locker room and all around campus."

REBEL PAIR UP FOR POLYNESIAN HONOR

UNLV senior offensive lineman **Justin Polu** and junior defensive lineman **Kolo Uasike** were two of 62 players from around the nation named to the 2019 Watch List for the Polynesian College Football Player of the Year Award. The honor is presented annually to the most outstanding Polynesian college football player that epitomizes great ability and integrity. Polu (PO-lew) earned a spot on the list for the third straight year while Uasike made his debut. An honors candidate who has started all 36 games of his career at right guard, Polu is a local product (Silverado High School) who was named 2019 Preseason First Team All-Mountain West after helping the Rebels rank 19th in the nation last year with 224 yards rushing per game. Uasika (WAH-skay) was listed atop the depth chart at nose guard heading into fall camp. The Mesa, AZ, product (Skyline HS) played in every game last fall and totaled 24 tackles, including two TFL and a QB sack.



WHITE NAMED TO BUTKUS LIST

UNLV senior defender **Javin White** became the first Rebel named to the Butkus Award Watch List since **John Lotulelei** in 2012 as the preseason list for the prestigious award was announced in July. The Butkus Award is awarded each year to the nation's top linebacker on both the collegiate and high school level. Each watch list contains 51 linebackers, mirroring the legendary "51" pro jersey associated with the Award's namesake Dick Butkus. White is a 6-3, 205-pound ball hawk from Oakland, CA, who was named preseason Third Team All-MW by Athlon and Fourth Team by Phil Steele's. Previously a safety, he started all 12 games last year at the strongside linebacker spot. His 74 tackles included 6.5 tackles-for-loss and two quarterback sacks to with 4 PBU, a team-leading four interceptions and four forced fumbles. Originally formed in 1985, the Collegiate Butkus Award watch list includes candidates from 39 universities. Semifinalists will be named November 4, finalists November 25, and winners on or before December 10.





OPENING FOR BUSINESS: A STATE-OF-THE ART FOOTBALL HOME

On October 3, UNLV Athletics celebrated the official ribbon-cutting of its new, \$34.8 million, state-of-the-art training center the Fertitta Football Complex. Just over three years ago the department announced the largest single gift in its history as the Fertitta Family pledged an initial \$10 million toward the construction. The 73,000-square-foot, two-level complex was built on campus in the north end of the team's practice area and overlooks the Ernie Becker Sr. Football Fields at Bill "Wildcat" Morris Rebel Park. The FFC will now become the day-to-day home of the program and include an academic center, locker rooms, offices, meeting rooms, strength & conditioning center, media room, training table and nutrition bar, athletic training center and player lounge. A lead gift of \$2 million, which was previously the largest ever earmarked for UNLV Football and came from a donor who wished to remain anonymous, was announced in May 2016. "As I've said since the day I was hired here, I am excited about the future of this program and its limitless potential," said head coach **Tony Sanchez**. "I want to thank the Fertittas for not just this amazing gift but also for everything they do in the community. I also want to thank everyone else who has stepped up with significant and important contributions as they help us turn Rebel Football into a national program."



2019 UNLV FOOTBALL

WEEKLY WINNERS

The Rebels have had 65 all-time winners of the weekly awards since joining the MW:

OFFENSIVE PLAYER OF THE WEEK

Armani Rogers, QB	Nov. 20, 2017
Kurt Palandech, QB	Nov. 14, 2016
Devante Davis, WR	Sept. 30, 2013
Caleb Herring, QB	Sept. 16, 2013
Tim Cornett, RB (Co-)	Nov. 15, 2010
Omar Clayton, QB	Sept. 21, 2009
Omar Clayton, QB (Co-)	Sept. 22, 2008
Frank Summers, RB (Co-)	Sept. 24, 2007
Rocky Hinds, QB (Co-)	Nov. 27, 2006
Larry Croom, RB (Co-)	Dec. 2, 2002
Jason Thomas, QB	Nov. 4, 2002
Joe Haro, RB	Oct. 29, 2001
Nate Turner, WR	Nov. 27, 2000
Jason Thomas, QB	Oct. 2, 2000
Jeremi Rudolph, RB	Oct. 11, 1999

DEFENSIVE PLAYER OF THE WEEK


Javin White, LB	Oct. 14, 2019
Javin White, DB/LB	Nov. 26, 2018
Jericho Flowers, CB	Nov. 12, 2018
Torry McTyer, CB	Nov. 14, 2016
Tau Lotulelei, LB	Oct. 17, 2016
Ryan McAleenan, LB	Oct. 5, 2015
Tani Maka, LB	Sept. 24, 2012
James Dunlap, DE (Co-)	Oct. 31, 2011
Jason Beauchamp, LB	Oct. 26, 2009
Jason Beauchamp, LB	Sept. 29, 2008
Beau Bell, LB (Co-)	Oct. 29, 2007
Beau Bell, LB (Co-)	Oct. 15, 2007
Beau Bell, LB	Sept. 24, 2007
Beau Bell, LB	Oct. 10, 2005
Jamaal Brimmer, SS	Oct. 11, 2004
Joe Miklos, FS	Oct. 4, 2004
Joe Miklos, FS (Co-)	Nov. 3, 2003
R. Dodd-Masters, CB	Sept. 22, 2003
Jamaal Brimmer, SS	Sept. 13, 2003
John Andrews, LB	Sept. 1, 2003
Jamaal Brimmer, SS	Oct. 21, 2002
Tyrone Tucker, LB	Oct. 7, 2002
Kevin Thomas, CB	Nov. 19, 2001
Amar Brisco, CB	Nov. 27, 2000
Kevin Thomas, CB	Oct. 2, 2000
Kevin Thomas, CB	Sept. 13, 1999

SPECIAL TEAMS PLAYER OF THE WEEK

Daniel Gutierrez, PK	Oct. 30, 2017
Logan Yunker, P	Oct. 5, 2015
Nicolai Bornand, PK	Oct. 13, 2014
Nicolai Bornand, PK	Sept. 8, 2014
Nolan Kohorst, PK	Oct. 14, 2013
Logan Yunker, P	Sept. 30, 2013
Logan Yunker, P	Sept. 23, 2013
Deante' Purvis, KR	Oct. 31, 2011
Marcus Sullivan, KR (Co-)	Nov. 29, 2010
Kyle Watson, PK	Nov. 17, 2008
Deante' Purvis, KR	Nov. 10, 2008
Malo Taumua, DL (Co-)	Sept. 15, 2008
Sergio Aguayo, PK	Oct. 10, 2005
Sergio Aguayo, PK	Sept. 12, 2005
Dillon Pieffer, PK	Nov. 3, 2003
Dillon Pieffer, PK	Sept. 22, 2003
Gary Cook, P	Sept. 13, 2003
Greg Estandia, TE	Sept. 1, 2003
Dillon Pieffer, PK	Dec. 2, 2002
Troy Mason, PR	Oct. 15, 2001
Gary Cook, P	Oct. 7, 2001
Troy Mason, KR	Nov. 13, 2000
Ray Cheetany, P/PK	Oct. 9, 2000
Duane James, KR	Oct. 11, 1999

#SBSFAREWELL

McCOY WEARING THE WIESNER JERSEY



Before UNLV's home-opening game vs. Southern Utah, senior defensive lineman **Gabe McCoy** was recognized as this year's recipient of the Tom Wiesner Award (pronounced "WEEZE-ner). For the 18th consecutive year, coaches and seniors on the football team selected the player who best exemplifies the courage,

enthusiasm, dedication and toughness of the late Mr. **Tom Wiesner**. McCoy, who started last year as a linebacker, is also in his second year as a team captain. An honors candidate who was named preseason Second Team All-MW by Phil Steele and Third Team by Athlon, has played in every game of his Rebel career and already earned his bachelor's degree from the school. McCoy is the fourth defensive lineman to earn the Wiesner, which is designated with special stitching on the front of his jersey. A Wisconsin native and three-time letterman on the Badger football team, Mr. Wiesner sought his fortune out West and became one of the Las Vegas' leading businessmen, philanthropists, politicians and ambassadors. The founder of the successful restaurants that are part of Big Dog's Hospitality Group, Mr. Wiesner helped guide Rebel Athletics from their infancy and was inducted into the UNLV Athletics Hall of Fame as a Distinguished Contributor in 1994. Also a member of the Nevada Board of Regents, he died in 2002 at the age of 63 after a battle with Leukemia.



ALL-TIME WIESNER AWARDS

YEAR	PLAYER	POS
2002	Tony Terrell	OL
2003	Dominic Furio	OL
2004	Jamaal Brimmer	S
2005	Joe Miklos	S
2006	Erick Jackson	RB
2007	Chris Butler	TE
2008	Jacob Hales	DL
2009	Ryan Wolfe	WR
2010	Isaako Aaitui	DL
2011	Bryce Saldi	LB
2012	Aaron Reed	TE
2013	Max Johnson	FB
2014	Brian Roth	OL
2015	Sonny Sanitoa	DL
2016	David Greene Jr.	RB
2017	Kurt Palandech	QB
2018	Jocquez Kalili	CB
2019	Gabe McCoy	DE

SANCHEZ PART OF SELECT COACHING GROUP

UNLV's **Tony Sanchez** is just the fifth man in the modern era of college football to move directly from being a head coach at a high school to being head coach at a university that was part of what is now known as the FBS. Sanchez, of course, only had to move across the city after going 85-5 in six seasons while leading 2014 national champion Bishop Gorman High School in Las Vegas. **Jim Bradley**, who passed away in 2015, was the first to do it when he went across town to take over at NMSU.

COACH	HIGH SCHOOL (CITY)	SCHOOL	RECORD	YEARS
Jim Bradley	Mayfield HS (Las Cruces, NM)	New Mexico State	23-31-1	1973-77
Bob Commings	Massillon Washington HS (Massillon, OH)	Iowa	18-37	1974-78
Gerry Faust	Moeller HS (Cincinnati, OH)	Notre Dame	30-26-1	1981-85
Todd Dodge	Carroll Senior HS (Southlake, TX)	North Texas	6-37	2007-10
Tony Sanchez	Bishop Gorman HS (Las Vegas)	UNLV	18-36	2015-SA



TRIPLE (OT) PLAY

UNLV snapped a two-game losing streak in overtime games with its historic 69-66 victory over Wyoming

in 2016. It marked the first time that the Rebels won a game that went longer than one overtime period and set a school record for points in extra time with 17. In 2008, the Rebels won back-to-back OT games at No. 13 Arizona State and then at home vs. Big 12 team Iowa State. They became only the sixth team to ever win in overtime in consecutive games.

UNLV OVERTIME HISTORY (5-10)

GAME	DATE	SCORE	OTs	PTS
UNLV at San Diego State	Oct. 18, 1997	L, 20-17	1	0
UNLV vs. San Jose State	Nov. 22, 1997	L, 55-48	1	0
UNLV vs. Wyoming	Oct. 17, 1998	L, 28-25	1	0
UNLV at Ole Miss	Oct. 28, 2000	L, 43-40	1	3
UNLV vs. Wyoming	Nov. 2, 2002	W, 49-48	1	7
UNLV vs. BYU	Oct. 25, 2003	L, 27-20	1	0
UNLV vs. Wyoming	Nov. 6, 2004	L, 53-45	3	14
UNLV vs. New Mexico	Oct. 14, 2006	L, 39-36	1	0
UNLV at Arizona State	Sept. 13, 2008	W, 23-20	1	3
UNLV vs. Iowa State	Sept. 20, 2008	W, 34-31	1	6
UNLV vs. Minnesota	Aug. 30, 2012	L, 30-27	3	14
UNLV vs. Fresno State	Oct. 19, 2014	W, 30-27	1	3
UNLV vs. San Jose State	Oct. 10, 2015	L, 33-27	1	0
UNLV vs. Idaho	Sept. 24, 2016	L, 33-30	1	3
UNLV vs. Wyoming	Nov. 12, 2016	W, 69-66	3	17

NON-SATURDAY SUCCESS


In its 51-year history, UNLV has played 17 Thursday games, 15 Friday contests, one Sunday matchup, one Wednesday outing and one Monday game on Labor Day 2005 at New Mexico. The Rebels boast an 8-6-1 record on Fridays and a solid overall non-Saturday record of 18-16-1.

UNLV ALL-TIME NON-SATURDAY GAMES

DAY	DATE	OPPONENT	TV	RESULT	SCORE
Thursday	Oct. 22, 1970	At Cal State Fullerton	None	Won	20-10
Thursday	Nov. 26, 1970	NEVADA, RENO	None	Won	42-30
Friday	Sept. 21, 1973	MARSHALL	None	Won	31-9
Friday	Nov. 9, 1979	TENNESSEE STATE	None	Won	36-28
Friday	Nov. 23, 1979	LAMAR	None	Tied	10-10
Thursday	Sept. 2, 1982	BYU	WTBS	Lost	27-0
Thursday	Oct. 27, 1983	SAN DIEGO STATE	WTBS	Won	28-10
Thursday	Oct. 31, 1985	NEW MEXICO STATE	ESPN	Won	17-12
Thursday	Nov. 6, 1986	FRESNO STATE	ESPN	Lost	36-7
Thursday	Sept. 2, 1999	At North Texas	KLAS	Won	26-3
Thursday	Dec. 21, 2000	ARKANSAS	ESPN	Won	31-14
Thursday	Aug. 30, 2001	At Arkansas	ESPN	Lost	14-10
Friday	Sept. 7, 2001	NORTHWESTERN	ESPN	Lost	37-28
Friday	Aug. 29, 2003	TOLEDO	ESPN	Won	28-18
Friday	Sept. 19, 2003	HAWAII	ESPN2	Won	33-22
Sunday	Sept. 5, 2004	At Tennessee	ESPN	Lost	42-17
Friday	Oct. 8, 2004	At BYU	ESPN2	Won	24-20
Monday	Sept. 5, 2005	At New Mexico	ESPN2	Lost	24-22
Friday	Nov. 24, 2006	AIR FORCE	The Mtn.	Won	42-39
Thursday	Aug. 30, 2007	At Utah State	LV ONE	Won	23-16
Thursday	Nov. 13, 2008	WYOMING	CBS C	Won	22-14
Thursday	Nov. 18, 2010	AIR FORCE	CBS C	Lost	35-20
Thursday	Sept. 1, 2011	At Wisconsin	ESPN	Lost	51-17
Thursday	Aug. 30, 2012	MINNESOTA	CBS SN	Lost	30-27 (3OT)
Thursday	Aug. 28, 2013	At Minnesota	BTN	Lost	51-23
Thursday	Nov. 21, 2013	At Air Force	ESPNU	Won	41-21
Wednesday	Jan. 1, 2014	vs. North Texas (HoD Bowl)	ESPNU	Lost	36-14
Friday	Aug. 29, 2014	At Arizona	ESPN	Lost	58-13
Friday	Oct. 10, 2014	FRESNO STATE	CBS SN	Won	30-27 (OT)
Friday	Oct. 16, 2015	At Fresno State	ESPN2	Lost	31-28
Thursday	Sept. 1, 2016	JACKSON STATE	MWN/CJ	Won	63-13
Friday	Nov. 18, 2016	At Boise State	ESPN2	Lost	42-25
Friday	Nov. 10, 2017	BYU	ESPN2	Lost	31-21
Friday	Nov. 17, 2017	At New Mexico	ESPN2	Won	38-35
Friday	Oct. 19, 2018	AIR FORCE	CBS SN	Lost	41-35

1-OF-A-KIND DESIGN

Sam Boyd Stadium underwent a \$1.2 million renovation on its field level in the summer of 2015 that included a new \$800,000 playing surface. Two rows of seats on both the West and East sides were eliminated to create a wider field and a new official stadium capacity for football of 35,500. The highlight of the project, however, was the installation of a new football field for the first time since 2003. The state-of-the-art, 100-percent Made in the USA, SPRINTURF synthetic surface features a shock pad for player safety. Given the advantages of a blank green canvas with no sewn-in markings, UNLV head coach **Tony Sanchez** looked to go bold with the program's new field design and the Vegas-themed look made national news when the rendering was released. The world-famous "Welcome to Fabulous Las Vegas" sign makes an appearance in the black end zones along with "REBELS" in red. Yardage numbers are displayed in a unique retro Las Vegas font and lay atop red and gray diamonds made famous in the iconic old Stardust hotel sign. The 50-yard-line markers are gray sunbursts taken from the top of the aforementioned Las Vegas sign. Finally, a gray strip borders the entire field. The entire design, including the Mountain West Conference logos and midfield UNLV primary logo, is painted by stadium personnel in the final weeks leading up to kickoff.



#SBSFAREWELL



2019 UNLV FOOTBALL



GAME 1

Sam Boyd Stadium • Las Vegas
Aug. 31, 2019 • Att. 17,421



REBELS RUSH TO WEEK ONE WIN

LAS VEGAS (UNLVRebels.com) - UNLV football (1-0) tied a school record with seven rushing touchdowns to roll past Southern Utah (0-1), 56-23, and start the 49th and final season at Sam Boyd Stadium in style.

The Rebels won their opening game for only the second time in the last 10 years powered by big but abbreviated nights by running back **Charles Williams** (143 yards and three touchdowns on just 15 carries) and quarterback **Armani Rogers** (144 yards passing to go with 114 yards and two scores on the ground).

UNLV's defense, led by safety **Evan Austrie's** game-high nine tackles, was stellar as the hosts pushed the lead to 56-7 in the third quarter before the Thunderbirds scored 16 points in mop-up time.

TURNING POINT: After starting with a pair of three-and-outs, **Charles Williams** sprinted in for the game's first score with a 22-yard rush on third-and-five.

STAT OF THE GAME: UNLV's seven rushing touchdowns, which came via four different runners, tied the school record set in 1974 vs. Prairie View A&M.

REBEL OF THE GAME: After never having scored multiple touchdowns in a game, **Charles Williams** found the end zone three times as part of his 143-yard night. It was the fourth 100-yard game of the junior's collegiate career.

REBEL NOTES

- UNLV did not allow a quarterback sack while the defense logged four vs. the T-Bird QBs
- **Armani Rogers** became the first Rebel to start three consecutive season openers at quarterback since Jason Thomas in 2000-03
- **Armani Rogers** had 66-yard touchdown run in the opening drive of the third quarter
- UNLV allowed its first safety since 2017 to close out the scoring
- 11 different Rebels caught at least on pass on the night
- **Mekhi Stevenson** had the Rebels' lone touchdown through the air when he caught a pass and winded his way into the end zone from 18 yards out



GAME 2

Sam Boyd Stadium • Las Vegas
Sept. 7, 2019 • Att. 18,742



RED WOLVES HAND REBELS FIRST LOSS OF SEASON

LAS VEGAS (UNLVRebels.com) - UNLV football (1-1) fell behind early and could not make up the difference in a 43-17 loss to Arkansas State (1-1) at Sam Boyd Stadium.

Red Wolves of the Sun Belt Conference opened a 23-3 lead at halftime.

The Rebels' lone bright spot came at running back where junior **Charles Williams** rolled up a career-high 168 yards on 19 carries, including a scintillating 78-yard burst that he followed up with a three-yard rush into the end zone for his team's first touchdown.

On the opening drive, UNLV's **Armani Rogers** threw an interception that was returned for a touchdown and the

Senior cornerback **Jericho Flowers** led the way defensively, totaling seven tackles and two pass breakups.

TURNING POINT: UNLV received the opening kick and faced third-and-six when **Rogers** pass was tipped a couple of times before being picked off and returned for a 35-yard touchdown that set the tone.

STAT OF THE GAME: After having four sacks and allowing none in last week's opener vs. Southern Utah, UNLV got zero sacks and allowed six vs. Arkansas State.

REBEL OF THE GAME: **Charles Williams** continues to run wild. After two games the junior has 311 yards on just 34 carries to go with four touchdowns.

REBEL NOTES

- On what was Back to the '80s Night as part of the season-long Sam Boyd Stadium Farewell celebration, former Rebel running back great **Ikkey Woods** served as honorary captain. Woods led the NCAA in rushing yards in 1987 and helped the Cincinnati Bengals reach the Super Bowl as a rookie sensation the following season
- Arkansas State improved to 2-1 all-time against UNLV in what was its first trip to Las Vegas since the Rebels won in 1995
- UNLV stayed perfect in the red zone this season. After scoring both times vs. ASU, the Rebels are now 8-8 on the year
- Freshman **Kenyon Oblad** relieved **Rogers** late in the game and completed all three of his attempts, including a 56-yard scoring strike to **Randal Grimes**. **Grimes**, who transferred to UNLV from USC during the off-season, scored his first touchdown as a Rebel and led his new team with 74 receiving yards on three grabs
- Senior punter **Hayes Hicken** had an up-and-down night, booting a season-short 17-yarder in the first half and a career-long 71-yarder in the second. The 71 yards tied for the 12th-longest in UNLV history
- The interception on the opening drive was the only turnover in the game by either team
- The Rebels opened the season with back-to-back home games for the first time since 2012

SUU	0	7	0	16	--	23
UNLV	7	28	21	0	--	56

FIRST QUARTER

UNLV - C. Williams 22-yard run 4:48 (Gutierrez kick)

SECOND QUARTER

UNLV - C. Williams 8-yard run 14:13 (Gutierrez kick)

SUU - Helbig 2-yard run 9:34 (Sasaoka kick)

UNLV - Rogers 1-yard run 5:51 (Gutierrez kick)

UNLV - Stevenson 18-yard pas from Rogers 2:36 (Gutierrez kick)

UNLV - C. Williams 5-yard run 0:40 (Gutierrez kick)

THIRD QUARTER

UNLV - Rogers 66-yard run 13:46 (Gutierrez kick)

UNLV - Reese 11-yard run 9:00 (Gutierrez kick)

UNLV - D. Williams 4-yard run 5:21 (Gutierrez kick)

FOURTH QUARTER

SUU - Nelson 7-yard pass from Skidmore 6:08 (Sasaoka kick)

SUU - Nelson 5-yard pass from Skidmore 0:19 (Sasaoka kick)

SUU - Team safety 0:17

	SUU	UNLV
First Downs	18	27
Rushes-Yards	38-45	46-331
Passing Yards	295	203
Passes C-A-I	25-42-0	18-28-0
Total Offense (Plays-Yds)	80-341	73-534
Fumble Returns-Yards	1-0	1-0
Punt Returns-Yards	4-40	4-9
Kickoff Returns-Yards	6-100	3-32
Interception-Yards	0-0	0-0
Punts (Number-Avg)	9-43.4	6-41.2
Fumbles-Lost	1-1	1-1
Penalties-Yards	4-38	1-5
Possession Time	29:48	30:12
Sacks-Yards	0-0	4-28

RUSHING: SUU-Fellia 14-29; Vander 4-23; Duckett 7-17; Helbig 10-(-5); Skidmore 2-(-9); Berz 1-(-9).
UNLV-C. Williams 15-143; Rogers 11-114; D. Williams 8-33; T. Jackson 5-26; Reese 5-15; Oblad 1-0.

PASSING: SUU-Helbig 14-26-0-138; Skidmore 11-16-0-157. **UNLV-Rogers** 11-17-0-144; Oblad 7-11-0-59.

RECEIVING: SUU-Lawson 8-63; Diego-Williams 4-24; McLachlan 3-48; Nelson 3-44; Baker 2-79; Colson 2-14; Mitchell 1-22; Frampton 1-4; Fellia 1-(-3). **UNLV-Jenkins** 3-57; Stevenson 3-35; Bean 2-27; Fauolo 2-26; Wood Jr. 2-24; C. Williams 1-9; Grimes 1-8; Ballard 1-8; Collins Jr. 1-6; T. Collins 1-5; Gasser 1-(-2).

INTERCEPTIONS: SUU-None. **UNLV-None.**

FUMBLES: SUU-Helbig 1-0; Brz 1-1. **UNLV-Reese** 1-1.

SACKS: SUU-None. **UNLV-B.** Jackson 2-0; Windmon 0-1; Austrie 1-0; R. Jackson 0-1.

TACKLES: SUU-Holsten 7; Otukolo 7; Murray 6; Rainey 4; Stanley 4; Walker 5; Johnson 3; Clark 4; Vaughn 4; Sekona 3; Jones 3; Sims 3; Hanneemann 2; Burgueno 2; Schuster 2; Bemij 2; Nelles 2; Gray 2; Russell 1; Smis 1; Achebo 1; Asi 2; Afatasi 1; Romero 1; Kruger 1; Taylor 1. **UNLV-Austrie** 9; B. Jackson 5; R. Jackson 4; Teichman 5; Moses 4; White 4; Minor 3; Beaudry 3; Hamm 4; Alexander 5; Salu 3; Francis 3; Hester 2; Gibbs 2; Ajiake 2; Windmon 3; Malakius 2; Hill 2; McGregor 2; Flowers 2; Fauolo 1; Lewis 1; Jones 1; Plummer 1; Uasike 1; Godfrey 1; Johns 1; Dehdashtian 1; Fahina 1.

ARK ST	10	13	10	--	43
UNLV	0	3	7	--	17

FIRST QUARTER

ASU - Smith 35-yard interception return (Grupe kick) 13:45

ASU - Grupe 26-yard field goal 4:40

SECOND QUARTER

UNLV - Gutierrez 27-yard field goal 13:42

ASU - Bonner 1-yard run (Grupe kick) 8:45

ASU - Graham 9-yard run (Grupe kick) 2:49

THIRD QUARTER

ASU - Merritt 37-yard pass from Bonner (Grupe kick) 12:30

UNLV - Williams, C. 3-yard run (Gutierrez kick) 7:53

ASU - Grupe 38-yard field goal 5:53

FOURTH QUARTER

ASU - Bayless 71-yard pass from Bonner (Grupe kick) 12:58

ASU - Grupe 31-yard field goal 3:33

UNLV - Grimes 56-yard pass from Oblad (Gutierrez kick) 1:53

	ARK ST	UNLV
First Downs	23	14
Rushes-Yards	43-214	42-188
Passing Yards	284	112
Passes C-A-I	22-37-0	11-26-1
Total Offense (Plays-Yds)	80-498	68-300
Fumble Returns-Yards	0-0	0-0
Punt Returns-Yards	3-47	1-10
Kickoff Returns-Yards	1-18	2-21
Interception-Yards	1-35	0-0
Punts (Number-Avg)	4-40.2	7-45.0
Fumbles-Lost	0-0	0-0
Penalties-Yards	4-30	3-20
Possession Time	30:48	29:12
Sacks-Yards	6-40	0-0

RUSHING: ASU-Graham 12-103; Murray 10-59; Azubuike 11-25; Chatman 6-24; Bonner 4-3. **UNLV-C.** Williams 19-168; D. Williams 5-17; Rogers 17-4; Collins 1-(-1).

PASSING: ASU-Bonner 22-37-0-284. **UNLV-Rogers** 8-23-1-42; Oblad 3-3-0-70.

RECEIVING: ASU-Bayless 6-149; Bowling 5-40; Merritt 4-52; Adams 4-36; Ogbenor 1-7; Jenkins 1-5; Murray 1-(-5). **UNLV-Grimes** 3-74; Tylen 2-20; Fauolo 2-7; Ballard 1-5; Stevenson 1-5; C. Williams 1-3; T. Collins 1-(-2).

INTERCEPTIONS: ASU-Smith 1-35. **UNLV-None.**

FUMBLES: ASU-None. **UNLV-None.**

SACKS: ASU-Merritt 1-3; Thurmon 1-1; Bradley-King 1-1; Jackson 0-1. **UNLV-None.**

TACKLES: SUU-Jackson 7; Thurmon 7; Merritt 8; Donkor 3; Page 3; Chambers 4; Edmonds 4; Green 3; Bradley-King 3; Jacobs 3; Bonner 3; Westcott 2; Fletcher 2; Reimoneng 1; Howard 1; Alexander 1; Iwuchukwu 1; Hampton 1; Brown 1; Davis 1; Bowling 1; Smith 1. **UNLV-Austrie** 8; Jackson 7; Flowers 7; Teichman 7; Plummer 6; McCoy 6; Hester 6; White 4; Lewis 2; Malakius 2; Viramontes 2; Dehdashtian 1; Hicken 1; Graves 1; Fahina 1; Woods Jr. 1; Francis 1; Ajiake 1; B. Jackson 1.

UNLV NORTHWESTERN

GAME 3

Ryan Field • Evanston, Illinois
Sept. 14, 2019 • Att. 37,714

14
30



REBELS FALL SHORT AT NORTHWESTERN

EVANSTON, ILL. (UNLVRebels.com) -- Playing at Big Ten Conference foe Northwestern (1-1) for the first time since 1998, UNLV football (1-2) saw three costly turnovers quell the team's upset bid in a 30-14 loss at Ryan Field.

The Rebels used two **Charles Williams** touchdown runs to take a 14-10 lead in the first half and trailed by two points at halftime as the Wildcats answered by hitting

two of their three field goals on the day. **Williams** ran for 132 yards on 12 carries in the first half alone but only gained 12 yards on four attempts after the break as Northwestern made adjustments to stop the junior standout.

UNLV was still in the game when it missed a 38-yard field goal attempt that would have shaved the Wildcat lead to six points with 10 minutes remaining.

The Rebels were led defensively by linebacker **Rayshad Jackson** who had 11 total tackles (seven solo) and three pass breakups.

TURNING POINT: UNLV faced a third-and-one at its own 29-yard line while trailing 16-14 in the third quarter. The Wildcats stopped the drive short, forced a punt and two plays later hit a 50-yard touchdown pass to capture the second-half momentum.

STAT OF THE GAME: All three of UNLV's turnovers – two fumbles and one interception – came on first down.

REBEL OF THE GAME: **Charles Williams** has opened the season with three consecutive 100-yard rushing days, which doubles his career total to six.

UNLV	7	7	0	0	14
NW	10	6	7	7	30

FIRST QUARTER

NW - Johnson 1-yard run (Kuhbander kick) 12:32
UNLV - C. Williams 65-yard run (Gutierrez kick) 11:14

NW - Kuhbander 33-yard field goal 6:21

SECOND QUARTER

UNLV - C. Williams 37-yard run (Gutierrez kick) 10:56
NW - Kuhbander 30-yard field goal 6:01
NW - Kuhbander 44-yard field goal 1:19

THIRD QUARTER

NW - Jefferson 50-yard pass from Johnson (Kuhbander kick) 5:58

FOURTH QUARTER

NW - Anderson 7-yard run (Kuhbander kick) 1:30

	UNLV	NW
First Downs	17	26
Rushes-Yards	36-210	50-276
Passing Yards	120	165
Passes C-A-I	16-26-1	12-25-1
Total Offense (Plays-Yds)	62-330	75-441
Fumble Returns-Yards	0-0	0-0
Punt Returns-Yards	2-7	2-17
Kickoff Returns-Yards	7-136	1-22
Interception-Yards	1-0	1-7
Punts (Number-Avg)	5-46.2	4-35.0
Fumbles-Lost	3-2	1-0
Penalties-Yards	5-65	8-78
Possession Time	27:22	32:38
Sacks-Yards	1-7	5-19

RUSHING: UNLV-C. Williams 16-144; Rogers 14-57; T. Collins 5-10; D. Williams 1-(-1). NW-Anderson 26-141; Brown 9-79; Johnson 11-55; Moten IV 2-3; Team 2-(-2).

PASSING: UNLV-Rogers 16-26-1-120. NW-Johnson 12-25-1-165.

RECEIVING: UNLV-Grimes 4-27; T. Collins 4-21; Bean 2-27; C. Williams 2-15; Jenkins 1-16; Stevenson 1-13; Faulolo 1-6; Jackson 1-(-5). NW-Skowronek 4-57; Jefferson 2-61; McGowan 2-31; Washington 2-9; Holman 1-4; Moten IV 1-3.

INTERCEPTIONS: UNLV-White 1-0. NW-Fisher 1-7.

FUMBLES: UNLV-Rogers 2-1; Jackson 1-1. NW-Fisher 1-0.

SACKS: UNLV-Flowers 1-0. NW-Brown IV 1-1; Gaziano 1-1; A. Miller 0-1; S. Miller 0-1; Spivak 0-1; Bergin 0-1.

TACKLES: UNLV-Hester 10; R. Jackson 11; Flowers 8; White 6; Austrie 8; Uasike 4; Tejchman 3; Francis 4; Plummer 2; Lewis 2; Viramontes 3; McCoy 2; Malakius 2; Ezinwa 1; Gibbs 1; Windmon 1; Faulolo 1; Woods Jr. 1; Dehdashtian 1; Neal 1. NW-Gaziano 9; C. Bergin 10; Fisher 7; Whillock 7; Pace 5; Gallagher 6; Campbell 4; S. Miller 4; Newsome 4; Chioakhaio 4; Brown IV 4; Jackson 3; A. Miller 3; J. Bergin 2; Hampton 1; Williams 1; Gallagher 1; Niro 1; Spivak 1.

REBEL NOTES

-UNLV made just its second trip to Evanston (1998) and fell to 0-3 all-time vs. the Wildcats and 2-16 vs. teams that currently make up the Big Ten Conference
-UNLV quarterback **Armani Rogers** completed 16 of 26 attempts for 120 yards to eight different receivers but was sacked five times
-With his 57 net yards rushing, **Rogers** became UNLV's career leader for rushing yards by a quarterback. He broke **Jason Thomas'** record of 1,528 set in 2000-02
-UNLV finally got its first interception of the season when **Javin White** snagged one in the end zone in the first half. It was the senior's seventh career pick after leading the team with four in 2018

UNLV WYOMING

GAME 4

War Memorial Stadium • Laramie, Wyoming
Sept. 28, 2019 • Att. 23,029

17
53



REBELS DROP CONFERENCE DEBUT AT WYOMING

LARAMIE, Wyo. (UNLVRebels.com) -- UNLV football (1-3/0-1) scored on its first two drives to take a 10-7 lead before Wyoming (4-1/1-0) reeled off 33 straight points en route to a 53-17 win before a big crowd at War Memorial Stadium.

Rebel quarterback **Armani Rogers** was sharp early, completing five of his first seven attempts, including hitting tight end **Gio Faulolo** on fourth-and-one for what went for a 54-yard touchdown. That followed a 40-yard field goal by **Daniel Gutierrez** on the opening drive.

The game took a severe turn when **Charles Williams**, who came in ranked second in the nation in rushing yards per game, took a helmet to the knee in the second quarter and was knocked out for the night after gaining just 17 yards on five carries.

Rogers was eventually shaken up himself and redshirt freshman **Kenyon Oblad** played the entire second half, finishing with a game-high 176 yards passing and his team's second touchdown on a one-yard rush in the fourth quarter.

The Rebels were led defensively by safety **Evan Austrie** who had nine total tackles and an apparent interception that was taken away after an official review ruled him out of bounds.

STAT OF THE GAME: Wyoming outrushed UNLV 374 to 77.

REBEL OF THE GAME: Junior tight end **Gio Faulolo** had a career-high 83 yards on four catches, including his third career touchdown. His previous high was 53 yards in 2018's win over UNR.

UNLV	10	0	0	7	17
UW	7	26	0	20	53

FIRST QUARTER

UNLV - Gutierrez 40-yard field goal 9:03
UW - Valladay 7-yard run (Rothe kick) 4:50
UNLV - Faulolo 54-yard pass from Rogers (Gutierrez kick) 1:09

SECOND QUARTER

UW - Chambers 17-yard run (Rothe kick failed) 14:18
UW - Harshman 56-yard pass from Chambers (Rothe kick) 10:36
UW - Rothe 41-yard field goal 3:53
UW - Rothe 21-yard field goal 2:08
UW - Marcotte 20-yard pass from Chambers (Rothe kick) 1:04

FOURTH QUARTER

UW - Chambers 5-yard run (Rothe kick) 14:49
UNLV - Oblad 1-yard run (Gutierrez kick) 10:24
UW - Swen 44-yard run (Rothe kick failed) 9:44
UW - Valladay 4-yard run (Rothe kick) 9:26

	UNLV	UW
First Downs	19	18
Rushes-Yards	33-77	48-374
Passing Yards	263	124
Passes C-A-I	22-44-3	5-12-0
Total Offense (Plays-Yds)	77-340	60-498
Fumble Returns-Yards	0-0	0-0
Punt Returns-Yards	3-(-6)	6-92
Kickoff Returns-Yards	1-12	1-1
Interception-Yards	0-0	3-51
Punts (Number-Avg)	8-43.5	5-41.2
Fumbles-Lost	1-0	2-0
Penalties-Yards	8-62	4-40
Possession Time	30:09	29:51
Sacks-Yards	0-0	2-18

RUSHING: UNLV-D. Williams 11-30; Rogers 8-29; C. Williams 5-17; T. Collins 1-8; Neal 2-2; Jackson 1-(-4); Oblad 5-(-5). UW-Swen 14-136; Chambers 12-102; Brenton 7-82; Valladay 13-58; Team 2-(-4).

PASSING: UNLV-Oblad 16-31-2-176; Rogers 6-13-1-87. UW-Chambers 5-12-0-124.

RECEIVING: UNLV-Grimes 6-66; Faulolo 4-83; Jenkins 3-35; Bean 2-37; Woods Jr. 2-20; D. Williams 2-11; Reese 1-6; Jackson 1-4; Gasser 1-1. UW-Conway 2-48; Harshman 1-56; Marcotte 1-20; Swen 1-0.

INTERCEPTIONS: UNLV-None. UW- Maluia 1-30; Wilson 1-21; Weber 1-0.

FUMBLES: UNLV-Oblad 1-0. UW-Swen 1-0; Conway 1-0.

SACKS: UNLV-None. UW-Wells 2-0.

TACKLES: UNLV-Austrie 9; Hester 9; White 6; Dehdashtian 6; Viramontes 5; R. Jackson 4; Gibbs 4; Salu 3; B. Jackson 2; Johns 2; Uasike 2; McCoy 2; Plummer 1; Goosen 1; Flowers 1; Windmon 1; Rogers 1; Francis 1; T. Jackson 1; Malakius 1; Lewis 1; Ezinwa 1. UW-Halliburton 11; Murry 6; Byrd 6; Muma 5; Hearn 5; Wilson 4; Wells 4; Crall 3; Godbout 3; Blankenbaker 3; Jones 2; Weber 2; Maluia 2; Jackson 2; Eberhardt 1; Murray 1; Wisdorf 1; Williams 1; Moore 1; Harrington 1.

REBEL NOTES

-The Rebels actually finished with more first downs – 19-18 – but lost the turnover battle to the Pokes, 3-0
-With **Charles Williams** and **Armani Rogers** sidelined, JC transfer **Darran Williams** led UNLV in rushing with 30 net yards on 11 carries
-UNLV returned to Laramie for the first time since 2015
-The Cowboys took a 13-11 lead in the all-time series with what was their biggest margin of victory vs. the Rebels
-With his 29 net yards rushing, **Rogers** moved into 10th place in Mountain West history for a quarterback. He now has 1,549
-UNLV came in having won its MW opener in three of head coach **Tony Sanchez's** first four seasons

2019 UNLV FOOTBALL



NO. 15 BOISE ST.

UNLV



**38
13**

GAME 5

Sam Boyd Stadium • Las Vegas
Oct. 5, 2019 • Att. 24,681

REBELS DROP MW HOME OPENER TO NO. 15 BOISE STATE

LAS VEGAS (UNLVRebels.com) - UNLV football (1-4/0-2) returned home for the first time in nearly a month but fell 38-13 to No. 16/15 Boise State (5-0/2-0) at Sam Boyd Stadium.

Redshirt freshman quarterback **Kenyon Oblad** out of Henderson's Liberty High School made his first collegiate start as regular starter **Armani Rogers** continues to

rebound from being knocked out of last week's game at Wyoming. **Oblad**, who graduated as the state's all-time leader in passing yards, threw two touchdown passes as part of his 262-yard night but was sacked five times and threw one interception.

The Broncos led 7-0 after the first quarter. The Rebels finally got on the board in the third when **Oblad** found **Mekhi Stevenson** from 11 yards out for the receiver's fourth career score as a Rebel.

Senior **Darren Woods Jr.** led the Rebels with 93 yards on five catches, including a 12-yard touchdown that was his first of the season but seventh of his career. Safety **Greg Francis**, out of Las Vegas' Bishop Gorman High School, led all tacklers with a career-high 10 takedowns.

STAT OF THE GAME: **Oblad's** 55 pass attempts (24 completions) were the fifth-most in UNLV history. The school record of 61 was set by fellow redshirt freshman **Jon Denton** vs. San Jose State in 1996.

REBEL OF THE GAME: Punter **Hayes Hicken** was a busy man against the Broncos. The senior punted a career-high 10 times for an average of 43.7 yards per attempt, including four that went at least 50 yards.

BOISE ST 7 10 7 14 -- 38
UNLV 0 0 7 6 -- 13

FIRST QUARTER

BSU - Collingham 2-yard pass from Bachmeier (Sachse kick) 11:33

SECOND QUARTER

BSU - Hightower 76-yard pass from Bachmeier (Sachse kick) 13:38

BSU - Velazquez 52-yard field goal 0:00

THIRD QUARTER

BSU - Butler 23-yard run (Velazquez kick) 6:40

UNLV - Stevenson 11-yard pass from Oblad 2:33

FOURTH QUARTER

BSU - Shakir 24-yard pass from Cord (Sachse kick) 5:31

UNLV - Woods Jr. 12-yard pass from Oblad (Gutierrez kick failed) 1:23

BSU - Van Buren 6-yard run (Sachse kick) 0:05

	BSU	UNLV
First Downs	21	22
Rushes-Yards	28-182	31-69
Passing Yards	325	262
Passes C-A-I	22-36-0	24-55-1
Total Offense (Plays-Yds)	64-507	86-331
Fumble Returns-Yards	0-0	0-0
Punt Returns-Yards	8-58	2-0
Kickoff Returns-Yards	3-73	1-12
Interception-Yards	1-0	0-0
Punts (Number-Avg)	8-42.9	10-43.7
Fumbles-Lost	1-1	3-0
Penalties-Yards	10-130	5-55
Possession Time	25:21	34:39
Sacks-Yards	5-31	1-6

RUSHING: BSU-Holani 9-80; Hightower 2-51; Butler 1-23; Mahone 9-13; Bachmeier 4-9; Van Buren 3-6. **UNLV-C.** Williams 11-57; Magyar 10-43; Jenkins 1-7; Gasser 1-(-5); Oblad 8-(-33).

PASSING: BSU-Bachmeier 19-30-0-299; Cord 2-5-0-20; Henderson 1-1-0-6. **UNLV-Oblad** 24-55-1-262.

RECEIVING: BSU-Shakir 7-111; Hightower 4-105; Butler 3-49; Mahone 2-20; Thomas 2-19; Evans 1-14; Bates 1-9; Collingham 1-2; Holani 1-(-4). **UNLV-Woods Jr.** 5-93; Grimes 5-57; Fauolo 3-32; Stevenson 3-12; Jenkins 2-36; Magyar 2-13; Gasser 2-6; Ballard 1-8; Bean 1-5.

INTERCEPTIONS: BSU-Nawahine 1-0. **UNLV-None.**

FUMBLES: BSU-Mahone 1-1. **UNLV-Oblad** 1-0; Magyar 1-0; Grimes 1-0.

SACKS: BSU-Weaver 3-0; Lui 1-0; Kaniho 1-0. **UNLV-McCoy** 1-0.

TACKLES: BSU-Nawahine 7; Whimpey 7; Wickersham 7; Weaver 6; Walker 6; Kaniho 5; Lui 5; Williams 3; Jones 3; Moa 3; Cantrell 2; Reed 2; Tyler 2; Washington 2; Watson 2; Igiehon 2; Buffalo 1; LeBeauf 1; Hatada 1; Locher 1; Freeborn 1. **UNLV-Francis** 10; Hester II 8; White 8; R. Jackson 7; Austrie 6; Plummer 5; Viramontes 4; Ezinwa 3; Dehdashtian 3; Flowers 2; Alexander 2; T. Jackson 2; Fauolo 1; McCoy 1; B. Jackson 1; Windmon 1; Johns 1; Neal 1; Tuitasi 1; Gibbs 1; Beaudry 1; Ajake 1.

REBEL NOTES

- The crowd of 24,681 marked the biggest for a UNLV home game since 31,262 saw No. 13 UCLA come to town on Sept. 12, 2015

- UNLV forced Boise State to punt eight times, which doubled the Broncos' previous high for a game this season (four at Florida State in the season opener)

- Boise State won its sixth straight vs. UNLV and improved its record in the series to 8-3. The Rebels last won against the Broncos in 1976

- UNLV fell to 13-14 all-time vs. teams from the state of Idaho

- The Broncos were the highest-ranked team to play the Rebels in Las Vegas since No. 13 UCLA in 2015

- Running back **Chad Magyar** made his season debut after missing the first four games because of personal reasons. He caught two passes for 13 yards and rushed 10 times for a net of 43 yards

- Quarterback **Armani Rogers** missed a game because of injury for the third straight season (two in 2017 and six in 2018)



UNLV

VANDERBILT



**34
10**

GAME 6

Vanderbilt Stadium • Nashville, Tennessee
Oct. 12, 2019 • Att. 20,048



REBELS DOMINATE IN SEC COUNTRY IN WIN AT VANDERBILT

NASHVILLE (UNLVRebels.com) - UNLV football (2-4) snapped a four-game losing skid with a dominating 34-10 win at Vanderbilt (1-5) to earn its first road victory at an SEC school and first over any Power Five conference foe since 2008.

Redshirt freshman quarterback **Kenyon Oblad** coolly led the Rebels to a 24-10 halftime lead and then a smothering UNLV defense did the rest, shutting out the

Commodores in the second half. **Oblad**, making his second collegiate start, completed 11 of 16 attempts for 172 yards and two touchdowns while running back **Chad Magyar** netted 116 yards on 22 carries, including a score. Featured back **Charles Williams** picked up 69 tough-nosed yards and had an eight-yard scamper to the end zone that got his team on the board.

Defensively, UNLV was led by a pair of senior linebackers. Grad transfer **Rayshad Jackson** finished with nine tackles while **Javin White** had seven, including 2.5 TFL and an interception he returned 44 yards to set up a field goal.

STAT OF THE GAME: UNLV won the first-down battle 22-12.

REBEL OF THE GAME: The UNLV offensive line did not allow a quarterback sack and led the way to 206 rushing yards from multiple runners to allow the Rebels to control nearly the entire game, including winning the time of possession battle 37:27 to 22:33.

UNLV 7 17 0 10 -- 34
VANDY 7 3 0 0 -- 10

FIRST QUARTER

VU - Vaughn 4-yard run (Guay kick) 12:10

UNLV - C. Williams 5-yard run (Gutierrez kick) 5:45

SECOND QUARTER

UNLV - Gutierrez 44-yard field goal 14:52

UNLV - Grimes 63-yard pass from Oblad (Gutierrez kick) 12:05

VU - Guay 48-yard field goal (9:28)

UNLV - Bean 5-yard pass from Oblad (Gutierrez kick) 3:39

FOURTH QUARTER

UNLV - Gutierrez 29-yard field goal 14:56

UNLV - Magyar 14-yard run (Gutierrez kick) 10:44

	UNLV	VU
First Downs	21	12
Rushes-Yards	53-206	22-166
Passing Yards	172	140
Passes C-A-I	11-16-0	16-41-1
Total Offense (Plays-Yds)	69-378	63-306
Fumble Returns-Yards	1-25	0-0
Punt Returns-Yards	0-0	1-14
Kickoff Returns-Yards	1-21	6-139
Interception-Yards	1-44	0-0
Punts (Number-Avg)	2-37.5	2-29.0
Fumbles-Lost	1-1	1-1
Penalties-Yards	3-25	3-38
Possession Time	37:27	22:33
Sacks-Yards	1-2	0-0

RUSHING: UNLV-Magyar 22-116; C. Williams 24-69; T. Collins 2-18; Oblad 3-7; Team 2-(-4). **VU-Vaughn** 15-140; Brooks 2-16; Shelton-Mosley 1-8; Neal 3-2; Wallace 1-0.

PASSING: UNLV-Oblad 11-16-0-172. **VU-Neal** 11-25-1-104; Wallace 6-16-0-36.

RECEIVING: UNLV-Bean 4-45; Grimes 3-76; Jenkins 3-37; J. Neal 1-14. **VU-Bostic** 4-36; Brooks 3-4; Pinkney 2-16; Pierce 2-9; Johnson 2-8; Vaughn 1-53; Winrow 1-9; Shelton-Mosley 1-5.

INTERCEPTIONS: UNLV-White 1-44. **VU-None.**

FUMBLES: UNLV-Oblad 1-1. **VU-Neal** 1-1.

SACKS: UNLV-R. Jackson 0-1; White 0-1. **VU-None.**

TACKLES: UNLV-R. Jackson 9; White 7; Austrie 6; Flowers 5; Plummer 5; Francis 4; Viramontes 3; J. Neal 3; Gibbs 2; Hester II 2; Johns 1; Graves 1; Uasike 1; Godfrey 1; Windmon 1; Ezinwa 1. **VU-Moore** 12; Harris 9; Tidd 7; Afemui 7; Mintze 6; Jenkins 5; Odeyibo 5; McAllister 4; Hebert 3; DeVault-Smith 3; Birchmeier 2; Watkins 2; Paulino-Bell 2; George 2; Reitmaier 2; Davis 2; Haynie 1; Brooks 1; Anderson 1; Cochran 1; Hamilton 1; Orji 1; Mahoney 1.

REBEL NOTES

- Vanderbilt will return the game by playing in Las Vegas in 2023

- UNLV played an SEC team for the first time since traveling to Tennessee in 2004

- The Rebels improved to 2-4 all-time vs. the SEC with their first win over the league since downing Arkansas in the 2000 Las Vegas Bowl

- **Javin White** hauled in his second interception of the season and the eighth of his career

- Kicker **Daniel Gutierrez** shined on special teams, nailing a career-long 44-yard field goal as part of 10-point afternoon

- **Oblad** threw two touchdowns for the second straight game

- The 10 points were the least scored by any UNLV opponent since an 80-8 win over Idaho State in 2015

- The 10 points were the least scored by a UNLV opponent in a game played away from Las Vegas since the Rebs stunned Wisconsin 23-5 in 2003



REBEL DEPTH CHART

At Fresno State

REBEL OFFENSE

POS	NO	GP-GS	NAME (HGT, WGT, YR-EXP)
LT	71	6-6	Justice Oluwaseun (6-3, 325, SO-1L)
	73	6-4	Ashton Morgan (6-5, 305, SO-1L)
LG	72	5-5	Matt Brayton (6-3, 310, JR-1L) -OR-
	75	2-1	Jaron Caldwell (6-4, 335, SR-3L)
C	70	6-6	Sid Acosta (6-1, 300, SR-1L)
	67	1-0	Jackson Reynolds (6-0, 275, SO-1L)
RG	74	3-2	Julio Garcia II (6-3, 320, JR-2L)
	61	0-0	Ryan Tantum (6-4, 315, JR-2L)
RT	78	6-6	Justin Polu (6-4, 325, SR-3L)
	75	2-1	Jaron Caldwell (6-4, 335, SR-3L)
TE	45	6-5	Giovanni Fauolo (6-2, 250, JR-2L)
	11	6-2	Noah Bean (6-2, 245, SO-1L)
	88	5-0	Shelton Zeon III (6-4, 225, FR-RS)
WR(X)	4	6-3	Randal Grimes (6-4, 205, SO-TR)
	81	2-0	Andre Collins Jr. (6-4, 215, JR-2L)
WR(A)	10	6-6	Darren Woods Jr. (6-0, 215, SR-3L)
	2	6-4	Mekhi Stevenson (6-0, 180, SO-1L)
	82	5-0	Jacob Gasser (6-0, 180, JR-TR)
WR(Z)	9	5-4	Tyleek Collins (5-9, 170, SO-1L)
	84	6-0	Steve Jenkins (5-11, 165, FR-HS)
QB	7	5-2	Kenyon Oblad (6-3, 190, FR-RS)
	6	0-0	Max Gilliam (6-3, 200, JR-1L) -OR-
	1	4-4	Armani Rogers (6-5, 225, JR-2L)
RB	8	6-6	Charles Williams (5-9, 190, JR-2L)
	36	2-0	Chad Magyar (6-2, 215, SO-1L)
	34	4-0	Darran Williams (5-11, 200, JR-TR)
(FB)	41	6-1	Jamaal Neal (6-1, 260, SO-1L)
	39	6-0	Daniel Godfrey (5-8, 235, JR-2L)

REBEL DEFENSE

POS	NO	GP-GS	NAME (HGT, WGT, YR-EXP)
DE	91	6-2	Nate Neal (6-3, 240, JR-2L)
	95	5-0	Jalen Graves (6-0, 265, SO-1L)
DT	93	6-2	Dominion Ezinwa (6-4, 300, SR-1L)
	99	2-0	Chris Manoa (6-0, 335, SO-1L)
NT	94	6-6	Kolo Uasike (6-0, 305, JR-2L)
	96	6-0	Montrice Johns (6-3, 325, SR-1L)
BUCK	25	5-5	Gabe McCoy (6-2, 220, SR-3L)
	35	6-1	Jacoby Windmon (6-2, 215, FR-HS)
SAM	16	6-6	Javin White (6-3, 205, SR-3L)
	22	6-1	Demitrius Gibbs (6-4, 205, SR-2L)
MIKE	53	6-5	Farrell Hester II (6-1, 240, JR-2L) -OR-
	10	6-1	Vic Viramontes (6-2, 230, JR-TR)
WILL	6	6-6	Rayshad Jackson (6-0, 235, SR-TR)
	43	6-0	Malakai Salu (6-0, 230, FR-RS)
LC	7	6-6	Jericho Flowers (5-10, 180, SR-3L)
	28	6-0	Aaron Lewis (5-9, 185, JR-TR)
SS	17	6-6	Evan Austrie (6-0, 210, SR-3L)
	24	6-1	Bryce Jackson (5-9, 190, SO-1L)
FS	23	6-2	Greg Francis (6-2, 195, JR-2L)
	22	6-1	Demitrius Gibbs (6-4, 205, SR-2L)
RC	14	6-6	Myles Plummer (6-1, 185, SR-1L)
	28	6-0	Aaron Lewis (5-9, 185, JR-TR)

REBEL SPECIALISTS

PK	32	6-6	Daniel Gutierrez (5-10, 215, JR-2L)	KR	9	Tyleek Collins (5-9, 170, SO-1L)
P	19	6-6	Hayes Hicken (5-11, 185, SR-1L)		33	Tyree Jackson (5-8, 175, JR-1L)
LS	52	6-6	Rex Goossen (6-2, 185, JR-TR)	PR	82	Jacob Gasser (6-0, 180, JR-TR)
H	19	6-6	Hayes Hicken (5-11, 185, SR-1L)			



X

2019 UNLV FOOTBALL

NAME	GP	GS	SU	ASU	NW	WYO	BSU	VAND
1 Amari Rogers	4	4	QB	QB	QB	QB		
2 Mekhi Stevenson	6	4	WR	WR	WR	X	WR	X
3 Drew Tejchman	3	3	FS	FS	FS			
4 Alex Perry	6	3	X	X	WR	WR	X	WR
5 Randal Grimes	1	0	X					
6 Philip Hill	6	6	WLB	WLB	WLB	WLB	WLB	WLB
6 Rayshad Jackson	6	6	WLB	WLB	WLB	WLB	WLB	WLB
6 Max Gilliam	6	6	CB	CB	CB	CB	CB	CB
7 Jerchio Flowers	5	2	X	X	X	QB	QB	QB
7 Kenyon Obiad	6	6	RB	RB	RB	RB	RB	RB
8 Charles Williams	5	4	WR	WR	WR	WR	X	X
9 Tyeek Collins	6	6	WR	WR	WR	WR	WR	WR
10 Darren Woods Jr.	6	1	X	X	MLB	X	X	X
10 Vic Viramontes	6	2	X	X	X	TE	TE	TE
11 Noah Bean								
13 Tarrq Hollandsworth								
14 Travis Murphrey	6	6	CB	CB	CB	CB	CB	CB
14 Myles Plummer	1	0						
15 Sol Alalava	6	6	SLB	SLB	SLB	FS	SLB	SLB
15 Marcell Grayson	6	6	SS	SS	SS	SS	SS	SS
16 Javin White	1	0	X					
17 Evan Austrie	6	6	P	P	P	P	P	P
18 Jeremy Clark	6	6	P	P	P	P	P	P
19 Hayes Hicken	2	0	X					
20 Tavei Tutasi	2	0	X					
21 Janel Hamm	6	0	X	X	LB	X	X	X
22 Demitrious Gibbs	6	2	X	X	X	FS	FS	FS
23 Greg Francis	6	0	X	X	X	X	X	X
24 Bryce Jackson	5	5	BUCK	BUCK	BUCK	BUCK	BUCK	BUCK
25 Gabe McCoy	2	0	X					
26 Courtney Reese	6	0	X	X	X	X	X	X
27 Austin Ajiake	6	0	X	X	X	X	X	X
28 Aaron Lewis	6	0	X	X	X	X	X	X
29 Tre Caine*	2	0						
29 Biaggio Ali Walsh	3	0	X	X	X			
30 Austin Flaseu	6	6	PK	PK	PK	PK	PK	PK
31 Kyle Moses	6	0	X					
31 Avery Miquel	6	0	X	X	X	X	X	X
32 Daniel Gutierrez	4	0	X	X	X	X	X	X
33 Tyree Jackson	6	1	BUCK	X	X	X	X	X
33 Sir Oliver Everett	6	0	X	X	X	X	X	X
34 Darran Williams	6	0	X	X	X	X	X	X
35 Jacoby Windmon	2	0	X	X	X	X	X	X
36 Chad Magyar	6	0	X	X	X	X	X	X
37 Christian Minnor	6	0	X	X	X	X	X	X
38 Ben Cowan	6	0	X	X	X	X	X	X
39 Daniel Godfrey	6	0	X	X	X	X	X	X
40 JD Alexander	6	0	X	X	X	X	X	X
41 Jamaal Neal	3	0	X	X	X	X	X	X
42 Nak Fahina	6	0	X	X	X	X	X	X
43 Malakai Salu	6	0	X	X	X	X	X	X
44 Kyle Beaudry	6	0	X	X	X	X	X	X

NAME	GP	GS	SU	ASU	NW	WYO	BSU	VAND
45 Giovanni Faucio Sr.	6	5	TE	TE	X	TE	TE	TE
47 Malcolm Johnson								
48 Royce Danielson	1	0	X					
49 Tim Mosley	1	0	X					
50 Noah McGregor	1	0	X					
52 Rex Goossen	6	6	LS	LS	LS	LS	LS	LS
53 Farrell Hester II	6	5	MLB	MLB	X	MLB	MLB	MLB
54 Jaylen Encarnacion	4	3	X	NT	NT	NT		
55 Tavis Malakius								
56 Evan Silva								
57 Nathan De Jager								
58 Seth Robinson								
59 Walker Hardan								
60 Amari Trigg-Wright	1	0	X					
61 Ryan Tatum	1	0	X					
62 Eliei Ehinare	1	0	X					
62 Nate Oishi	1	0	X					
63 Bryan Catchings	1	0	X					
64 Garrett Beckman								
66 Dylan Bryan	1	0	X					
67 Jackson Reynolds	6	6	C	C	C	C	C	C
68 Eric Brown	6	6	RT	RT	RT	RT	LT	LT
70 Sid Acosta	6	6	LG	LG	LG	LG	LG	LG
71 Justice Oluwaseun	4	4	LT	LT	LT	LT	LG	LG
72 Matt Brayton	4	2	X		X	X	RG	RG
73 Ashton Morgan	3	1	X		X			
74 Julio Garcia II	3	0	X		X			
75 Jaron Caldwell	3	0	X		X			
76 Michael Bray	6	6	RG	RG	RG	RG	RT	RT
77 Jackson McCullough	3	0	X		X			
78 Justin Polu	3	0	X		X			
79 Leif Fautanu	3	0	X		X			
80 Brandon Presley	5	0	X	X	X	X	X	X
81 Andre Collins Jr.	6	0	X	X	X	X	X	X
82 Jacob Gasser	6	0	X	X	X	X	X	X
83 Malik Wesley	6	0	X	X	X	X	X	X
84 Steve Jenkins	5	0	X	X	X	X	X	X
85 Patrick Ballard	5	0	X	X	X	X	X	X
86 Marcus Phillips Jr.	5	0	X	X	X	X	X	X
87 Adam Meyer	5	0	X	X	X	X	X	X
88 Shelton Zeon III	1	0	X					
89 Tyler Yoder	1	0	X					
90 Jall Briley	6	2	X	DE	X	X	X	DE
91 Nate Neal	1	0	X					
92 Rodney Jones	6	3	X	DT	X	X	DT	DT
93 Dominion Ezinwa	6	5	DT	X	DT	DT	NT	NT
94 Kolo Uasike	4	0	X	X	X	X	X	X
95 Jalen Graves	6	0	X	X	X	X	X	X
96 Montros Johns	1	0	X					
97 Jamal Holloway	5	5	DE	DE	DE	DE	DE	X
98 Nick Dehdastlian	3	0						
99 Chris Manoa								

2019 UNLV FOOTBALL



2019 RESULTS (2-4, 0-2 MW)

Date	Opponent	W/L	Score	Attend
Aug. 31	SOUTHERN UTAH	W	56-23	17,421
Sept. 7	ARKANSAS STATE	L	17-43	18,742
Sept. 14	at Northwestern	L	14-30	37,714
Sept. 28	at Wyoming*	L	17-53	23,029
Oct. 5	BOISE STATE*	L	13-38	24,681
Oct. 12	at Vanderbilt	W	34-10	20,048
Oct. 18	at Fresno State*	7:00 p.m. PT		
Oct. 26	SAN DIEGO STATE*	7:30 p.m. PT		
Nov. 2	at Colorado State*	12:30 p.m. PT		
Nov. 16	HAWAII* (HC)	1:00 p.m. PT		
Nov. 23	SAN JOSE STATE*	1:00 p.m. PT		
Nov. 30	at UNR*	12:00 p.m. PT		

*Mountain West Game HC- Homecoming

Record	Overall	Home	Away	Neutral
All Games	2-4	1-2	1-2	0-0
Conference	0-2	0-1	0-1	0-0
Non-Conference	2-2	1-1	1-1	0-0

SCORE BY QUARTERS

	1st	2nd	3rd	4th	OT	Total
UNLV	31	55	35	30	0	151
Opponents	41	65	24	67	0	197

ATTENDANCE (AVG)

Total:	6/23,605	141,635
Home:	3/20,281	60,844
Away:	3/26,930	80,791
Neutral:	0/0	

UNLV TEAM STATISTICS

Team Statistics	UNLV	OPP
SCORING	151	197
Points Per Game	25.2	32.8
Points Off Turnovers	24	31
FIRST DOWNS	120	118
Rushing	59	53
Passing	49	54
Penalty	12	11
RUSHING YARDAGE	1081	1258
Yards gained rushing	1245	1357
Yards lost rushing	164	99
Rushing Attempts	240	229
Average Per Rush	4.5	5.5
Average Per Game	180.2	209.7
TDs Rushing	13	13
PASSING YARDAGE	1132	1333
Comp-Att-Int	102-195-6	102-193-2
Average Per Pass	5.8	6.9
Average Per Catch	11.1	13.1
Average Per Game	188.7	222.2
TDs Passing	7	10
TOTAL OFFENSE	2213	2591
Total Plays	435	422
Average Per Play	5.1	6.1
Average Per Game	368.8	431.8
KICK RETURNS: #-Yards	15-234	18-353
PUNT RETURNS: #-Yards	12-20	24-268
INT RETURNS: #-Yards	2-44	6-93
KICK RETURN AVERAGE	15.6	19.6
PUNT RETURN AVERAGE	1.7	11.2
INT RETURN AVERAGE	22.0	15.5
FUMBLES-LOST	9-4	7-3
PENALTIES-Yards	25-232	33-354
Average Per Game	38.7	59.0
PUNTS-Yards	38-1653	32-1299
Average Per Punt	43.5	40.6
Net punt average	34.9	38.1
KICKOFFS-Yards	30-1720	39-2352
Average Per Kick	57.3	60.3
Net kick average	36.4	40.8
TIME OF POSSESSION/Game	31:30	28:30
3RD-DOWN Conversions	27/90	33/90
3rd-Down Pct	30%	37%
4TH-DOWN Conversions	7/17	3/12
4th-Down Pct	41%	25%
SACKS BY-Yards	7-43	18-108
MISC YARDS	0	0
TOUCHDOWNS SCORED	20	24
FIELD GOALS-ATTEMPTS	4-5	10-12
ON-SIDE KICKS	0-1	0-0
RED-ZONE SCORES	(15-18) 83%	(20-22) 91%
RED-ZONE TOUCHDOWNS	(13-18) 72%	(15-22) 68%
PAT-ATTEMPTS	(19-20) 95%	(21-24) 88%

INDIVIDUAL STATISTICS

Rushing	gp	att	gain	loss	net	avg	td	lg	avg/g
WILLIAMS, C.	6	90	607	9	598	6.6	7	78	99.7
ROGERS, Armani	4	50	263	59	204	4.1	2	66	51.0
MAGYAR, Chad	2	32	161	2	159	5.0	1	26	79.5
WILLIAMS, D.	4	25	94	15	79	3.2	1	15	19.8
COLLINS, Tyleek	5	9	39	4	35	3.9	0	14	7.0
JACKSON, T.	6	6	26	4	22	3.7	0	8	3.7
REESE, Courtney	2	5	20	5	15	3.0	1	11	7.5
JENKINS, Steve	6	1	7	0	7	7.0	0	7	1.2
NEAL, Jamaal	6	2	3	1	2	1.0	0	3	0.3
TEAM	3	2	0	4	-4	-2.0	0	0	-1.3
GASSER, Jacob	5	1	0	5	-5	-5.0	0	0	-1.0
OBLAD, Kenyon	5	17	25	56	-31	-1.8	1	10	-6.2
Total	6	240	1245	164	1081	4.5	13	78	180.2
Opponents	6	229	1357	99	1258	5.5	13	59	209.7

Passing	gp	effic	comp-att-int	pct	yds	td	lg	avg/g
OBLAD, Kenyon	5	115.15	61-116-3	52.6	739	5	63	147.8
ROGERS, Armani	4	94.45	41-79-3	51.9	393	2	54	98.2
Total	6	106.76	102-195-6	52.3	1132	7	63	188.7
Opponents	6	125.89	102-193-2	52.8	1333	10	76	222.2

Receiving	gp	no.	yds	avg	td	lg	avg/g
GRIMES, Randal	6	22	308	14.0	2	63	51.3
JENKINS, Steve	6	14	201	14.4	0	49	33.5
FAUOLO SR., Gio	6	12	154	12.8	1	54	25.7
BEAN, Noah	6	11	141	12.8	1	20	23.5
WOODS JR., D.	6	9	137	15.2	1	30	22.8
STEVENSON, M.	6	8	65	8.1	2	18	10.8
COLLINS, Tyleek	5	6	24	4.0	0	9	4.8
WILLIAMS, C.	6	4	27	6.8	0	9	4.5
GASSER, Jacob	5	4	5	1.2	0	8	1.0
BALLARD, P.	5	3	21	7.0	0	8	4.2
MAGYAR, Chad	2	2	13	6.5	0	8	6.5
WILLIAMS, D.	4	2	11	5.5	0	7	2.8
JACKSON, T.	6	2	-1	-0.5	0	4	-0.2
NEAL, Jamaal	6	1	14	14.0	0	14	2.3
REESE, Courtney	2	1	6	6.0	0	6	3.0
COLLINS JR., A.	1	1	6	6.0	0	6	6.0
Total	6	102	1132	11.1	7	63	188.7
Opponents	6	102	1333	13.1	10	76	222.2

Punt Returns	no.	yds	avg	td	lg
GASSER, Jacob	12	20	1.7	0	10
Total	12	20	1.7	0	10
Opponents	24	268	11.2	0	21

Interceptions	no.	yds	avg	td	lg
WHITE, Javin	2	44	22.0	0	44
Total	2	44	22.0	0	44
Opponents	6	93	15.5	1	35

Kick Returns	no.	yds	avg	td	lg
COLLINS, Tyleek	8	154	19.2	0	24
WOODS JR., D.	2	25	12.5	0	15
JACKSON, T.	2	14	7.0	0	15
GASSER, Jacob	1	12	12.0	0	12
STEVENSON, M.	1	11	11.0	0	11
REESE, Courtney	1	18	18.0	0	18
Total	15	234	15.6	0	24
Opponents	18	353	19.6	0	40

Fumble Returns	no.	yds	avg	td	lg
NEAL, Nate	1	25	25.0	0	25
Total	1	25	25.0	0	25
Opponents	0	0	0.0	0	0

All Purpose	g	rush	rcv	pr	kr	ir	total	avg/g
WILLIAMS, C.	6	598	27	0	0	0	625	104.2
GRIMES, Randa	6	0	308	0	0	0	308	51.3
COLLINS, Tylee	5	35	24	0	154	0	213	42.6
JENKINS, Steve	6	7	201	0	0	0	208	34.7
ROGERS, Arma	4	204	0	0	0	0	204	51.0
MAGYAR, Chad	2	159	13	0	0	0	172	86.0
WOODS JR., D.	6	0	137	0	25	0	162	27.0
FAUOLO SR., G	6	0	154	0	0	0	154	25.7
BEAN, Noah	6	0	141	0	0	0	141	23.5
WILLIAMS, D.	4	79	11	0	0	0	90	22.5
STEVENSON, M	6	0	65	0	11	0	76	12.7
WHITE, Javin	6	0	0	0	0	44	44	7.3
REESE, Courtne	2	15	6	0	18	0	39	19.5
JACKSON, T.	6	22	-1	0	14	0	35	5.8
GASSER, Jacob	5	-5	5	20	12	0	32	6.4
BALLARD, P.	5	0	21	0	0	0	21	4.2
NEAL, Jamaal	6	2	14	0	0	0	16	2.7
COLLINS JR., A.	1	0	6	0	0	0	6	6.0
TEAM	3	-4	0	0	0	0	-4	-1.3
OBLAD, Kenyon	5	-31	0	0	0	0	-31	-6.2
Total	6	1081	1132	20	234	44	2511	418.5
Opponents	6	1258	1333	268	353	93	3305	550.8

Scoring	td	fg	PAT				dpx	saf	pts
			kick	rush	rcv	pass			
WILLIAMS, C.	7	-	-	-	-	-	-	-	42
GUTIERREZ, D.	-	4-5	19-20	-	-	-	-	-	31
ROGERS, Armani	2	-	-	-	-	-	-	-	12
GRIMES, Randal	2	-	-	-	-	-	-	-	12
STEVENSON, M.	2	-	-	-	-	-	-	-	12
WOODS JR., D.	1	-	-	-	-	-	-	-	6
WILLIAMS, D.	1	-	-	-	-	-	-	-	6
OBLAD, Kenyon	1	-	-	-	-	-	-	-	6
BEAN, Noah	1	-	-	-	-	-	-	-	6
FAUOLO SR., Gio	1	-	-	-	-	-	-	-	6
REESE, Courtney	1	-	-	-	-	-	-	-	6
MAGYAR, Chad	1	-	-	-	-	-	-	-	6
Total	20	4-5	19-20	-	-	-	-	-	151
Opponents	24	10-12	21-24	-	-	-	-	1	197

Total Offense	g	plays	rush	pass	total	avg/g
OBLAD, Kenyon	5	133	-31	739	708	141.6
WILLIAMS, C.	6	90	598	0	598	99.7
ROGERS, Armani	4	129	204	393	597	149.2
MAGYAR, Chad	2	32	159	0	159	79.5
WILLIAMS, D.	4	25	79	0	79	19.8
COLLINS, Tyleek	5	9	35	0	35	7.0
JACKSON, T.	6	6	22	0	22	3.7
REESE, Courtney	2	5	15	0	15	7.5
JENKINS, Steve	6	1	7	0	7	1.2
NEAL, Jamaal	6	2	2	0	2	0.3
TEAM	3	2	-4	0	-4	-1.3
GASSER, Jacob	5	1	-5	0	-5	-1.0
Total	6	435	1081	1132	2213	368.8
Opponents	6	422	1258	1333	2591	431.8

Field Goals	fg	pct.	01-19	20-29	30-39	40-49	50-59	lg	blk
GUTIERREZ, D.	4-5	80.0	0-0	2-2	0-1	2-2	0-0	44	0

FG Sequence	UNLV	Opponents
Southern Utah	-	50
Arkansas State	(27)	(26),(38),(31)
Northwestern	38	(33),(30),(44)
Wyoming	(40)	(41),(21)
Boise State	-	(52)
Vanderbilt	(44),(29)	46,(48)

Punting	no.	yds	avg	lg	tb	fc	i20	50+	blk
HICKEN, Hayes	37	1624	43.9	71	3	5	5	11	1
TEAM	1	29	29.0	29	0	0	0	0	0
Total	38	1653	43.5	71	3	5	5	11	1
Opponents	32	1299	40.6	56	3	7	9	5	0

Kickoffs	no.	yds	avg	tb	ob	retn	net	ydln
GUTIERREZ, D.	29	1662	57.3	11	0			
HICKEN, Hayes	1	58	58.0	0	0			
Total	30	1720	57.3	11	0	19.6	36.4	28
Opponents	39	2352	60.3	21	1	15.6	40.8	24

Numbers in parentheses indicate field goal was made.

DEFENSIVE STATISTICS

#	Defensive Leaders	gp	Tackles				Sacks no-yds	Pass defense			Fumbles		blkd	
			ua	a	tot	tfl/yds		int-yds	brup	qbh	rcv-yds	ff	kick	saf
17	AUSTRIE, Evan	6	34	12	46	3.5-13	1.0-6	.	2
6	JACKSON, R.	6	29	15	44	4.0-16	1.0-5	.	4	3	.	2	.	.
53	HESTER II, F.	6	24	13	37	.	.	.	1
16	WHITE, Javin	6	25	10	35	7.5-22	0.5-1	2-44	3	1	.	1	.	.
7	FLOWERS, J.	6	18	7	25	1.0-7	1.0-7	.	8
23	FRANCIS, Greg	6	11	12	23	.	.	.	1
14	PLUMMER, Myles	6	18	2	20	2.5-4	.	.	3
18	VIRAMONTES, V.	6	11	6	17
3	TEJCHMAN, Drew	3	13	2	15
98	DEHDASHTIAN, N.	5	3	9	12	1.5-3	.	.	.	1
25	MCCOY, Gabe	5	7	4	11	2.5-9	1.0-6
22	GIBBS, D.	6	6	4	10	2.0-2
24	JACKSON, Bryce	6	9	.	9	2.0-14	2.0-14	1	.	.
94	UASIKE, Kolo	6	6	2	8	1-0	.	.	.
40	ALEXANDER, JD	6	1	6	7
35	WINDMON, Jacoby	6	4	3	7	0.5-4	0.5-4	.	1
55	MALAKIUS, Tavis	4	3	4	7	0.5-2
43	SALU, Malakai	6	4	2	6	1.0-13	1	.	.
93	EZINWA, D.	6	2	4	6	0.5-1
28	LEWIS, Aaron	6	5	1	6
96	JOHNS, Montrice	6	4	1	5	1.0-2	1	.
21	HAMM, Jamel	4	2	2	4
31	MOSES, Kyle	2	3	1	4
27	AJIAKE, Austin	6	3	1	4
44	BEAUDRY, Kyle	6	3	1	4
37	MINOR, C.	6	3	.	3
41	NEAL, Jamaal	6	2	1	3
33	JACKSON, T.	6	1	2	3
45	FAUOLO SR., Gio	6	3	.	3
91	NEAL, Nate	6	.	2	2	1-25	.	.	.
50	MCGREGOR, Noah	1	1	1	2
42	FAHINA, Naki	2	1	1	2
39	GODFREY, Daniel	6	1	1	2	1-0	.	.	.
10	WOODS JR., D.	6	2	.	2	1	.	.
95	GRAVES, Jalen	4	2	.	2	1
5	HILL, Phillip	1	1	1	2
19	HICKEN, Hayes	6	1	.	1
20	TUITASI, Tavai	1	.	1	1
52	GOOSSEN, Rex	6	1	.	1
1	ROGERS, Armani	4	1	.	1
92	JONES, Rodney	2	1	.	1
99	MANOA, Chris	2	1
97	HOLLOWAY, Jamal	1	1
Total		6	269	134	403	30-112	7-43	2-44	24	7	3-25	6	1	.
Opponents		6	254	171	425	43-165	18-108	6-93	20	1	4-0	7	1	1

STARTING LINEUPS

OFFENSE

OPPONENT	WR	WR/RB	LT	LG	C	RG	RT	TE/WR	QB	TE/WR/RB	RB	PK
SUU	Woods Jr.	Stevenson	Morgan	Brayton	Acosta	Polu	Oluwaseun	Fauolo	Rogers	T. Collins	C. Williams	Gutierrez
ARK ST	Woods Jr.	Stevenson	Morgan	Brayton	Acosta	Polu	Oluwaseun	Fauolo	Rogers	T. Collins	C. Williams	Gutierrez
at Northwestern	Woods Jr.	Grimes	Morgan	Brayton	Acosta	Polu	Oluwaseun	Collins	Rogers	T. Collins	C. Williams	Gutierrez
at Wyoming	Woods Jr.	Grimes	Morgan	Brayton	Acosta	Polu	Oluwaseun	Fauolo	Rogers	T. Collins	C. Williams	Gutierrez
BOISE STATE	Woods Jr.	Stevenson	Oluwaseun	Brayton	Acosta	Garcia	Polu	Fauolo	Oblad	Bean	C. Williams	Gutierrez
at Vanderbilt	Woods Jr.	Grimes	Oluwaseun	Caldwell	Acosta	Garcia	Polu	Fauolo	Oblad	Neal	C. Williams	Gutierrez

DEFENSE

OPPONENT	DE	DT	NT/CB	BUCK	SAM	MIKE	WILL	CB	SS	FS	CB	P
SUU	Dehdashtian	Uasike	Malakius	Windmon	White	Hester II	R. Jackson	Flowers	Austrie	Tejchman	Plummer	Hicken
ARK ST	Neal	Ezinwa	Malakius	McCoy	White	Hester II	R. Jackson	Flowers	Austrie	Tejchman	Plummer	Hicken
at Northwestern	Dehdashtian	Uasike	Malakius	McCoy	White	Woods Jr.	R. Jackson	Flowers	Austrie	Tejchman	Plummer	Hicken
at Wyoming	Dehdashtian	Uasike	Malakius	McCoy	Gibbs	Hester II	R. Jackson	Flowers	Austrie	White	Plummer	Hicken
BOISE STATE	Dehdashtian	Ezinwa	Uasike	McCoy	White	Hester II	R. Jackson	Flowers	Austrie	Francis	Plummer	Hicken
at Vanderbilt	Neal	Ezinwa	Uasike	McCoy	White	Hester II	R. Jackson	Flowers	Austrie	Francis	Plummer	Hicken

2019 GAME-BY-GAME TEAM STATISTICS

UNLV	RUSH	PASS	OFF.	1STDwn	POSS.	TOs	OPPONENT	RUSH	PASS	OFF.	1STDwn	Poss.	TOs
SUU	331	203	534	27	30:12	1	SUU	46	295	341	18	29:45	1
ARK ST	188	112	300	14	29:12	1	ARK ST	214	284	498	23	30:48	0
at Northwestern	210	120	330	17	27:22	3	at Northwestern	276	165	441	26	32:38	1
at Wyoming	77	263	340	19	30:09	3	at Wyoming	374	124	498	18	29:51	0
BOISE STATE	69	262	331	22	34:39	1	BOISE STATE	182	325	507	21	25:21	1
at Vanderbilt	206	172	378	21	37:27	1	at Vanderbilt	166	140	306	12	22:33	2

2019 TEAM SUPERLATIVES

UNLV	Rushes	53	at Vanderbilt (Oct 12, 2019)
	Yards Rushing	331	vs Southern Utah (Aug 31, 2019)
	Yards Per Rush	7.4	vs Southern Utah (Aug 31, 2019)
	TD Rushes	7	vs Southern Utah (Aug 31, 2019)
	Pass attempts	55	vs Boise State (Oct 05, 2019)
	Pass completions	24	vs Boise State (Oct 05, 2019)
	Yards Passing	263	at Wyoming (Sep 28, 2019)
	Yards Per Pass	10.8	at Vanderbilt (Oct 12, 2019)
	TD Passes	2	vs Boise State (Oct 05, 2019)
		2	at Vanderbilt (Oct 12, 2019)
	Total Plays	86	vs Boise State (Oct 05, 2019)
	Total Offense	534	vs Southern Utah (Aug 31, 2019)
	Yards Per Play	7.3	vs Southern Utah (Aug 31, 2019)
	Points	56	vs Southern Utah (Aug 31, 2019)
	Sacks By	4	vs Southern Utah (Aug 31, 2019)
	First Downs	27	vs Southern Utah (Aug 31, 2019)
	Penalties	8	at Wyoming (Sep 28, 2019)
	Penalty Yards	65	at Northwestern (Sep 14, 2019)
	Turnovers	3	at Northwestern (Sep 14, 2019)
		3	at Wyoming (Sep 28, 2019)
	Interceptions By	1	at Northwestern (Sep 14, 2019)
		1	at Vanderbilt (Oct 12, 2019)
	Punts	10	vs Boise State (Oct 05, 2019)
	Punting Avg	46.2	at Northwestern (Sep 14, 2019)
	Long Punt	71	vs Arkansas State (Sep 07, 2019)
	Punts inside 20	2	vs Boise State (Oct 05, 2019)
	Long Punt Return	10	vs Arkansas State (Sep 07, 2019)

OPPONENTS

Rushes	50	at Northwestern (Sep 14, 2019)
Yards Rushing	374	at Wyoming (Sep 28, 2019)
Yards Per Rush	7.8	at Wyoming (Sep 28, 2019)
TD Rushes	5	at Wyoming (Sep 28, 2019)
Pass attempts	42	vs Southern Utah (Aug 31, 2019)
Pass completions	25	vs Southern Utah (Aug 31, 2019)
Yards Passing	325	vs Boise State (Oct 05, 2019)
Yards Per Pass	10.3	at Wyoming (Sep 28, 2019)
TD Passes	3	vs Boise State (Oct 05, 2019)
Total Plays	80	vs Southern Utah (Aug 31, 2019)
	80	vs Arkansas State (Sep 07, 2019)
Total Offense	507	vs Boise State (Oct 05, 2019)
Yards Per Play	8.3	at Wyoming (Sep 28, 2019)
Points	53	at Wyoming (Sep 28, 2019)
Sacks By	6	vs Arkansas State (Sep 07, 2019)
First Downs	26	at Northwestern (Sep 14, 2019)
Penalties	10	vs Boise State (Oct 05, 2019)
Penalty Yards	130	vs Boise State (Oct 05, 2019)
Turnovers	2	at Vanderbilt (Oct 12, 2019)
Interceptions By	3	at Wyoming (Sep 28, 2019)
Punts	9	vs Southern Utah (Aug 31, 2019)
Punting Avg	43.4	vs Southern Utah (Aug 31, 2019)
Long Punt	56	vs Boise State (Oct 05, 2019)
Punts inside 20	3	vs Boise State (Oct 05, 2019)
Long Punt Return	21	vs Arkansas State (Sep 07, 2019)
	21	at Wyoming (Sep 28, 2019)

2019 INDIVIDUAL SUPERLATIVES

UNLV

Rushes	24	WILLIAMS, C. at Vanderbilt (Oct 12, 2019)
Yards Rushing	168	WILLIAMS, C. vs Arkansas State (Sep 07, 2019)
TD Rushes	3	WILLIAMS, C. vs Southern Utah (Aug 31, 2019)
Long Rush	78	WILLIAMS, C. vs Arkansas State (Sep 07, 2019)
Pass attempts	55	OBLAD, Kenyon vs Boise State (Oct 05, 2019)
Pass completions	24	OBLAD, Kenyon vs Boise State (Oct 05, 2019)
Yards Passing	262	OBLAD, Kenyon vs Boise State (Oct 05, 2019)
TD Passes	2	OBLAD, Kenyon vs Boise State (Oct 05, 2019)
	2	OBLAD, Kenyon at Vanderbilt (Oct 12, 2019)
Long Pass	63	OBLAD, Kenyon at Vanderbilt (Oct 12, 2019)
Receptions	6	GRIMES, Randal at Wyoming (Sep 28, 2019)
Yards Receiving	93	WOODS JR., D. vs Boise State (Oct 05, 2019)
TD Receptions	1	STEVENSON, M. vs Southern Utah (Aug 31, 2019)
	1	GRIMES, Randal vs Arkansas State (Sep 07, 2019)
	1	FAUOLO SR., Gio at Wyoming (Sep 28, 2019)
	1	STEVENSON, M. vs Boise State (Oct 05, 2019)
	1	WOODS JR., D. vs Boise State (Oct 05, 2019)
	1	GRIMES, Randal at Vanderbilt (Oct 12, 2019)
	1	BEAN, Noah at Vanderbilt (Oct 12, 2019)
Long Reception	63	GRIMES, Randal at Vanderbilt (Oct 12, 2019)
Field Goals	2	GUTIERREZ, D. at Vanderbilt (Oct 12, 2019)
Long Field Goal	44	GUTIERREZ, D. at Vanderbilt (Oct 12, 2019)
Punts	10	HICKEN, Hayes vs Boise State (Oct 05, 2019)
Punting Avg	46.2	HICKEN, Hayes at Northwestern (Sep 14, 2019)
Long Punt	71	HICKEN, Hayes vs Arkansas State (Sep 07, 2019)
Punts inside 20	2	HICKEN, Hayes vs Boise State (Oct 05, 2019)
Long Punt Return	10	GASSER, Jacob vs Arkansas State (Sep 07, 2019)
Long Kickoff Return	24	COLLINS, Tyleek at Northwestern (Sep 14, 2019)
Tackles	11	JACKSON, R. at Northwestern (Sep 14, 2019)
Sacks	2.0	JACKSON, Bryce vs Southern Utah (Aug 31, 2019)
Tackles For Loss	2.5	WHITE, Javin at Vanderbilt (Oct 12, 2019)
Interceptions	1	WHITE, Javin at Northwestern (Sep 14, 2019)

OPPONENT

Rushes	26	Anderson, Drake, at Northwestern (Sep 14, 2019)
Yards Rushing	141	Anderson, Drake, at Northwestern (Sep 14, 2019)
TD Rushes	2	VALLADAY, X., at Wyoming (Sep 28, 2019)
	2	CHAMBERS, Sean, at Wyoming (Sep 28, 2019)
Long Rush	59	SWEN, Titus, at Wyoming (Sep 28, 2019)
Pass attempts	37	Bonner, Logan, vs Arkansas State (Sep 07, 2019)
Pass completions	22	Bonner, Logan, vs Arkansas State (Sep 07, 2019)
Yards Passing	299	BACHMEIER, Hank, vs Boise State (Oct 05, 2019)
TD Passes	2	SKIDMORE, Tyler, vs Southern Utah (Aug 31, 2019)
	2	Bonner, Logan, vs Arkansas State (Sep 07, 2019)
	2	CHAMBERS, Sean, at Wyoming (Sep 28, 2019)
	2	BACHMEIER, Hank, vs Boise State (Oct 05, 2019)
Long Pass	76	BACHMEIER, Hank, vs Boise State (Oct 05, 2019)
Receptions	8	LAWSON, Lance, vs Southern Utah (Aug 31, 2019)
Yards Receiving	149	Bayless, Omar, vs Arkansas State (Sep 07, 2019)
TD Receptions	2	NELSON, Zach, vs Southern Utah (Aug 31, 2019)
Long Reception	76	HIGHTOWER, John, vs Boise State (Oct 05, 2019)
Field Goals	3	Grupe, Blake, vs Arkansas State (Sep 07, 2019)
	3	Kuhbander, C, at Northwestern (Sep 14, 2019)
Long Field Goal	52	VELAZQUEZ, Joel, vs Boise State (Oct 05, 2019)
Punts	9	BERZ, Manny, vs Southern Utah (Aug 31, 2019)
Punting Avg	43.4	BERZ, Manny, vs Southern Utah (Aug 31, 2019)
Long Punt	56	VELAZQUEZ, Joel, vs Boise State (Oct 05, 2019)
Punts inside 20	3	VELAZQUEZ, Joel, vs Boise State (Oct 05, 2019)
Long Punt Return	21	Edmonds, B.J., vs Arkansas State (Sep 07, 2019)
	21	CONWAY, Austin, at Wyoming (Sep 28, 2019)
Long Kickoff Return	40	J SheltonMosley, at Vanderbilt (Oct 12, 2019)
Tackles	12	Dimitri Moore, at Vanderbilt (Oct 12, 2019)
Sacks	3.0	WEAVER, Curtis, vs Boise State (Oct 05, 2019)
Tackles For Loss	3.0	WEAVER, Curtis, vs Boise State (Oct 05, 2019)
Interceptions	1	Smith, Jeremy, vs Arkansas State (Sep 07, 2019)
	1	Fisher, Paddy, at Northwestern (Sep 14, 2019)
	1	WEBER, Rome, at Wyoming (Sep 28, 2019)
	1	WILSON, Logan, at Wyoming (Sep 28, 2019)
	1	MALUIA, Cassh, at Wyoming (Sep 28, 2019)
	1	NAWAHINE, Kekoa, vs Boise State (Oct 05, 2019)



2019 UNLV FOOTBALL

2019 GAME-BY-GAME INDIVIDUAL STATISTICS

PASSING (Comp.-Att.-Int.-Yds.-TD)

OPPONENT	ROGERS	OBLAD
SUU	11-17-0-144-1	7-11-0-59-0
ARK ST	8-23-1-42-0	3-3-0-70-1
at Northwestern	16-26-1-120-0	
at Wyoming	6-13-1-87-1	16-31-2-176-0
BOISE STATE		24-55-1-262-2
at Vanderbilt		11-16-0-172-2

RUSHING (Att.-Yds.-TD-Long)

OPPONENT	C. WILLIAMS	ROGERS	D. WILLIAMS	T. JACKSON	REESE	COLLINS	NEAL	OBLAD	MAGYAR
SUU	15-143-3-29	11-114-2-66	8-33-1-13	5-26-0-8	5-15-1-11			1-0-0-0	
ARK ST	19-168-1-78	17-4-0-14	5-17-0-12			1-(-1)-0-0			
at Northwestern	16-144-2-65	14-57-0-30	1-(-1)-0-0			5-10-0-7			
at Wyoming	5-17-0-9	8-29-0-9	11-30-0-15	1-(-4)-0-0		1-8-0-8	2-2-0-3	5-(-5)-1-10	
BOISE STATE	11-57-0-29							8-(-33)-0-1	10-43-0-13
at Vanderbilt	24-69-1-9					2-18-0-14		3-7-0-8	22-116-1-26

RECEIVING (Rec.-Yds.-TD-Long)

OPPONENT	JENKINS	STEVENSON	BEAN	FAUOLO	WOODS	C. WILLIAMS	GRIMES	MAGYAR	T. COLLINS	D. WILLIAMS
SUU	3-57-0-49	3-35-1-18	2-27-0-14	2-26-0-16	2-24-0-20	1-9-0-9	1-8-0-8		1-5-0-5	
ARK ST	2-20-0-10	1-5-0-5		2-7-0-5		1-3-0-3	3-74-1-56		1-(-2)-0-0	
at Northwestern	1-16-0-16	1-13-0-13	2-27-0-16	1-6-0-6		2-15-0-8	4-27-0-10		4-21-0-9	
at Wyoming	3-35-0-21		2-37-0-20	4-83-1-54	2-20-0-14		6-66-0-20			2-11-0-7
BOISE STATE	2-36-0-33	3-12-1-11	1-5-0-5	3-32-0-24	5-93-1-30		5-57-0-19	2-13-0-8		
at Vanderbilt	3-37-0-16		4-45-1-19				3-76-1-63			

TACKLING (U-A-Tot-TFL-Int-PBU-Sacks)

OPPONENT	AUSTRIE	R. JACKSON	B. JACKSON	TEJCHMAN	WHITE	WINDMON	HESTER	GIBBS
SUU	7-2-9-1-0-0-1	4-2-6-1.5-0-0-.5	5-0-5-2-0-0-2	4-1-5-0-0-0-0	3-1-4-1-0-0-0	1-2-3-.5-0-1-.5	2-0-2-0-0-0-0	2-0-2-1-0-0-0
ARK ST	7-1-8-0-0-0-0	7-0-7-1-0-0-0	1-0-1-0-0-0-0	6-1-7-0-0-0-0	3-1-4-1-0-0-0		5-1-6-0-0-0-0	
at NW	4-4-8-.5-0-1-0	7-4-11-0-0-3-0		3-0-3-0-0-0-0	6-0-6-1-1-0-0	1-0-1-0-0-0-0	8-2-10-0-0-0-0	1-0-1-1-0-0-0
at Wyoming	7-2-9-2-0-0-0	3-1-4-0-0-0-0	2-0-2-0-0-0-0		4-2-6-1-0-1-0	1-0-1-0-0-0-0	3-6-9-0-0-0-0	2-2-4-0-0-0-0
BOISE ST	5-1-6-0-0-0-0	3-4-7-0-0-0-0	1-0-1-0-0-0-0		5-3-8-1-0-1-0	1-0-1-0-0-0-0	5-3-8-0-0-0-0	0-1-1-0-0-0-0
at Vanderbilt	4-2-6-0-0-1-0	5-4-9-1.5-0-1-.5			4-3-7-2.5-1-1-.5	0-1-1-0-0-0-0	1-1-2-0-0-1-0	1-1-2-0-0-0-0

OPPONENT	FLOWERS	PLUMMER	MCCOY	WOODS, JR.	UASIKE	FRANCIS	LEWIS	VIRAMONTES
SUU	1-1-2-0-0-1-0	1-0-1-0-0-0-0	DNP		1-0-1-0-0-0-0	2-1-3-0-0-0-0	1-0-1-0-0-0-0	
ARK ST	6-1-7-0-0-2-0	6-0-6-1-0-0-0	5-1-6-1-0-0-0	1-0-1-0-0-0-0		1-0-1-0-0-0-0	2-0-2-0-0-0-0	1-1-2-0-0-0-0
at NW	5-3-8-1-0-0-1	2-0-2-0-0-2-0	1-1-2-.5-0-0-0	1-0-1-0-0-0-0	3-1-4-0-0-0-0	2-2-4-0-0-0-0	2-0-2-0-0-0-0	1-2-3-0-0-0-0
at Wyoming	1-0-1-0-0-2-0	1-0-1-0-0-0-0	0-2-2-0-0-0-0		1-1-2-0-0-0-0	1-0-1-0-0-0-0	0-1-1-0-0-0-0	5-0-5-0-0-0-0
BOISE ST	1-1-2-0-0-1-0	4-1-5-.5-0-1-0	1-0-1-1-0-0-1		0-0-0-0-0-0-0	3-7-10-0-0-0-0		2-2-4-0-0-0-0
at Vanderbilt	4-1-5-0-0-2-0	4-1-5-1-0-0-0			1-0-1-0-0-0-0	2-2-4-0-0-1-0		2-1-3-0-0-0-0

OPPONENT	DEHDASHTIAN	SALU	JOHNS	MALAKIUS	EZINWA	T. JACKSON	ALEXANDER	BEAUDRY
SUU	0-1-1-.5-0-0-0	2-1-3-1-0-0-0	0-1-1-0-0-0-0	1-1-2-.5-0-0-0				3-0-3-0-0-0-0
ARK ST	1-0-1-0-0-0-0		0-0-0-0-0-0-0	1-1-2-0-0-0-0				
at NW	0-1-1-0-0-0-0			1-1-2-0-0-0-0	1-0-1-0-0-0-0			
at Wyoming	2-4-6-1-0-0-0	2-1-3-0-0-0-0	2-0-2-0-0-0-0	0-1-1-0-0-0-0	0-1-1-0-0-0-0	1-0-1-0-0-0-0		
BOISE ST	0-3-3-0-0-0-0		1-0-1-1-0-0-0		1-2-3-.5-0-0-0	0-2-2-0-0-0-0	0-2-2-0-0-0-0	0-1-1-0-0-0-0
at Vanderbilt			1-0-1-0-0-0-0		0-1-1-0-0-0-0			

OPPONENT	J. NEAL
SUU	
ARK ST	
at NW	
at Wyoming	
BOISE ST	
at Vanderbilt	2-1-3-0-0-0-0

PUNTING

HICKEN	NO	YARDS	AVG	LG
SUU	5	218	43.6	49
ARK ST	7	315	45.0	71
at Northwestern	5	231	46.2	55
at Wyoming	8	348	43.5	54
BOISE STATE	10	437	43.7	51
at Vanderbilt	2	75	37.5	39
TOTALS	37	1,624	43.9	71

FIELD GOALS

GUTIERREZ	ATT	MADE	PTS
SUU	0	0	0
ARK ST	1 (27)	1 (27)	3
at Northwestern	1 (38)	0	0
at Wyoming	1 (40)	1 (40)	3
BOISE STATE	0	0	0
at Vanderbilt	2 (44, 29)	2 (44, 29)	6
TOTALS	5	4	12

2019 UNLV FOOTBALL

NO	NAME	POS	HGT	WGT	CL-EX	HOMETOWN	HIGH SCHOOL/PREVIOUS SCHOOL(S)
1	Armani Rogers	QB	6-5	225	JR-2L	Los Angeles, CA	Hamilton HS
2	Mekhi Stevenson	WR	6-0	185	JR-2L	Lemon Grove, CA	Helix HS
3	Drew Tejchman	DB	5-11	195	JR-2L	Acworth, GA	North Cobb HS
4	Alex Perry	DB	5-11	175	JR-1L	Las Vegas, NV	Bishop Gorman HS/Arizona State
4	Randal Grimes	WR	6-4	205	SO-TR	Las Vegas, NV	Desert Pines HS/USC
5	Phillip Hill	DB	5-11	190	FR-RS	Spring, TX	Klein Collins HS
6	Rayshad Jackson	LB	6-0	235	SR-TR	Miami, FL	Norland HS/Florida
6	Max Gilliam	QB	6-3	200	JR-1L	Thousand Oaks, CA	Thousand Oaks HS/Cal/Saddleback College
7	Jericho Flowers	DB	5-10	180	SR-3L	Los Angeles, CA	Hamilton HS
7	Kenyon Oblad	QB	6-3	190	FR-RS	Henderson, NV	Liberty HS
8	Charles Williams	RB	5-9	190	JR-2L	Fresno, CA	Bullard HS
9	Tyleek Collins	WR	5-9	170	SO-1L	Savannah, GA	Hapeville Charter HS
10	Darren Woods Jr.	WR	6-0	215	SR-3L	Missouri City, TX	Elkins HS
10	Vic Viramontes	LB	6-2	230	JR-TR	Riverside, CA	Norco HS/Cal/Minnesota/Riverside CC
11	Noah Bean	TE	6-2	245	SO-1L	Simi Valley, CA	Grace Brethren HS
13	Tariq Hollandsworth	RB	5-11	220	SO-1L	Sacramento, CA	Sacramento HS
14	Travis Mumphrey	QB	6-1	190	FR-HS	Marrero, LA	John Ehret HS
14	Myles Plummer	DB	6-1	185	SR-1L	Prince George, MD	Thomas Dale HS/College of DuPage/Coffeyville CC
15	Soli Afalava	DB	6-2	215	SR-3L	Hau'ula, HI	Kahuku HS
15	Marckell Grayson	QB	6-0	200	SO-SQ	Las Vegas, NV	Desert Pines HS
16	Javin White	LB	6-3	205	SR-3L	Oakland, CA	McClymonds HS
17	Evan Austrie	DB	6-0	210	SR-3L	Valejo, CA	Vallejo HS
18	Jeremy Clark	WR	6-2	200	SO-SQ	Norwalk, CA	La Mirada HS
19	Hayes Hicken	P	5-11	185	SR-1L	Salt Lake City, UT	Highland HS/Utah
20	Tavai Tuitasi	DL	6-2	265	JR-TR	San Francisco, CA	South S.F. HS/City College of San Francisco
21	Jamel Hamm	DB	6-4	185	FR-HS	Cleveland, OH	Fork Union Military Academy
22	Demitrious Gibbs	DB	6-4	205	SR-2L	Chula Vista, CA	Chula Vista HS/Southwestern College
23	Greg Francis	DB	6-2	195	JR-2L	Las Vegas, NV	Bishop Gorman HS
24	Bryce Jackson	DB	5-9	190	SO-1L	Chandler, AZ	Chandler HS
25	Gabe McCoy	DL	6-2	220	SR-3L	Pittsburg, CA	Pittsburg HS
26	Courtney Reese	RB	5-8	155	FR-HS	Naranja, FL	Southridge Senior HS
27	Austin Ajiake	LB	6-2	220	SO-1L	Fremont, CA	Bellarmino Prep
28	Aaron Lewis	DB	5-9	185	JR-TR	R. Cucamonga, CA	R. Cucamonga HS/Chaffey College
29	Tre Caine*	DB	6-0	195	SO-RS	Detroit, MI	University Liggett HS/Colgate
29	Biaggio Ali Walsh	RB	5-10	195	SO-TR	Las Vegas, NV	Bishop Gorman HS/Cal
30	Austin Fiaseu	DB	6-0	215	FR-HS	Las Vegas, NV	Liberty HS
31	Kyle Moses	DB	5-9	185	SO-SQ	San Diego, CA	Mater Dei Catholic HS
31	Avery Miguel	RB	5-9	170	FR-RS	Waimea, HI	Waimea HS
32	Daniel Gutierrez	PK/P	5-10	215	JR-2L	Los Angeles, CA	Granada Hills Charter HS
33	Tyree Jackson	RB	5-8	175	JR-1L	Pensacola, FL	Booker T. Washington HS
33	Sir Oliver Everett	DB	6-3	180	FR-HS	Las Vegas, NV	MASE HS (Memphis, TN)
34	Darran Williams	RB	5-11	200	JR-TR	Oklahoma City, OK	Sante Fe HS/Northeastern Oklahoma A&M
35	Jacoby Windmon	LB	6-2	215	FR-HS	New Orleans, LA	John Ehret HS
36	Chad Magyar	RB	6-2	215	SO-1L	R.S. Margarita CA	Santa Margarita HS
37	Christian Minor	DB	5-9	200	JR-1L	North Las Vegas, NV	Canyon Springs HS
38	Ben Cowan	DB	6-1	170	FR-HS	Palm Desert, CA	Palm Desert HS
39	Daniel Godfrey	FB	5-8	235	JR-2L	Las Vegas, NV	Sierra Vista HS
40	JD Alexander	LB	6-2	230	SR-1L	Los Angeles, CA	Basha HS/Arizona State
41	Jamaal Neal	FB	6-1	260	SO-1L	South Gate, CA	South Gate HS
42	Naki Fahina	DL	6-0	275	FR-HS	Hawthorne, CA	Lawndale HS
43	Malakai Salu	LB	6-0	230	FR-RS	Portland, OR	Central Catholic HS
44	Kyle Beaudry	LB	6-1	220	FR-HS	Las Vegas, NV	Liberty HS
45	Giovanni Fauolo Sr.	TE	6-2	250	JR-2L	Oakley, CA	Freedom HS
47	Malcolm Johnson	LB	6-0	235	FR-RS	Mandeville, LA	Mandeville HS
48	Royce Danielson	DL	6-4	255	FR-RS	Henderson, NV	Coronado HS
49	Tim Mosley	DL	6-3	250	FR-RS	Watts, CA	Dorsey HS
50	Noah McGregor	DL	6-4	245	SO-TR	Chatsworth, CA	Sierra Canyon HS/College of the Canyons
52	Rex Goossen	LS	6-2	185	JR-TR	Scottsdale, AZ	Brophy College Prep/Arizona/Scottsdale CC
53	Farrell Hester II	LB	6-1	240	JR-2L	Las Vegas, NV	Bishop Gorman HS
54	Jaylen Encarnacion	LB	6-2	270	SO-TR	Pawtucket, RI	Saint Raphael Academy/Nichols College
55	Tavis Malakius	DL	6-2	280	JR-1L	Macon, GA	Windsor Academy Fort Scott CC
56	Evan Silva	PK	6-2	200	FR-RS	Encino, CA	Crespi Carmelite HS

2019 UNLV FOOTBALL

57	Nathan De Jager	P/PK	5-11	180	JR-TR	Bakersfield, CA	Bakersfield HS/Fresno St/Bakersfield College
58	Seth Robinson	DL	6-2	215	FR-HS	Scottsdale, AZ	Saguaro HS
59	Walker Hardan	LS	6-1	225	FR-HS	Bothell, WA	Bothell HS
60	Amani Trigg-Wright	OL	6-4	320	FR-RS	Oakland, CA	McClymonds HS
61	Ryan Tantom	OL	6-4	315	JR-TR	Auburn, CA	Bear River HS/Sierra College
62	Eliel Ehimare	DL	6-1	280	JR-TR	Katy, TX	Cinco Ranch HS/Cabrillo College
62	Nate Oishi	OL	5-10	285	SR-3L	Honolulu, HI	Iolani HS
63	Bryan Catchings	OL	6-2	300	FR-RS	El Dorado Hills, CA	Oak Ridge HS
64	Garrett Beckman	OL	6-4	335	FR-HS	Greeley, CO	Greeley West HS
66	Dylan Bryan	OL	5-11	285	FR-RS	Anchorage, AK	Bartlett HS
67	Jackson Reynolds	OL	6-0	275	SO-1L	Henderson, NV	Foothill HS
68	Eric Brown	OL	6-4	335	FR-RS	Las Vegas, NV	Green Valley HS
70	Sid Acosta	OL	6-1	300	SR-1L	Corona, CA	Centennial HS/Riverside City College
71	Justice Oluwaseun	OL	6-3	325	SO-1L	Richmond, TX	Foster HS
72	Matt Brayton	OL	6-3	310	JR-1L	Monrovia, CA	Bishop Amat HS
73	Ashton Morgan	OL	6-5	305	SO-1L	Chico, CA	Pleasant Valley HS
74	Julio Garcia II	OL	6-3	320	JR-2L	Las Vegas, NV	Bishop Gorman HS
75	Jaron Caldwell	OL	6-4	335	SR-3L	Las Vegas, NV	Bishop Gorman HS
76	Michael Bray	OL	6-3	275	FR-RS	Bakersfield, CA	Liberty HS (CA)
77	Jackson McCullough	OL	6-6	320	JR-TR	San Diego, CA	Cathedral Catholic HS/Colo. St./Humboldt St.
78	Justin Polu	OL	6-4	335	SR-3L	Henderson, NV	Silverado HS
79	Leif Fautanu	OL	6-2	315	FR-HS	Honolulu, HI	University Laboratory School
80	Brandon Presley	WR	6-0	180	SR-3L	Temecula, CA	Great Oak HS
81	Andre Collins Jr.	WR	6-4	215	JR-2L	Hacienda Heights, CA	Mater Dei HS
82	Jacob Gasser	WR	6-0	180	JR-TR	Los Alamitos, CA	Los Alamitos HS/Cerritos College
83	Mailk Wesley	WR	6-2	210	FR-HS	Columbia, SC	Spring Valley HS
84	Steve Jenkins	WR	5-11	165	FR-HS	Los Angeles, CA	Narbonne HS
85	Patrick Ballard	WR	6-3	200	FR-RS	Houston, TX	Elkins HS
86	Marcus Phillips Jr.	WR	6-3	220	FR-RS	Las Vegas, NV	Cimarron-Memorial HS
87	Adam Meyer	TE	6-5	220	FR-RS	Huntington Beach, CA	Ocean View HS
88	Shelton Zeon III	TE	6-4	225	FR-RS	Norcross, GA	Norcross HS
89	Tyler Yoder	TE	6-3	215	FR-RS	Temecula, CA	Great Oak HS
90	Jalil Briley	DL	6-3	255	SR-SQ	Las Vegas, NV	Bonanza HS
91	Nate Neal	DL	6-3	240	JR-2L	Montclair, CA	Etiwanda HS
92	Rodney Jones	DL	6-3	260	JR-2L	Stockton, CA	Lincoln HS
93	Dominion Ezinwa	DL	6-4	300	SR-1L	R. Cucamonga, CA	O'Fallon Township HS/Chaffey College
94	Kolo Uasike	DL	6-0	305	JR-2L	Mesa, AZ	Skyline HS
95	Jalen Graves	DL	6-0	265	SO-1L	Las Vegas, NV	Desert Pines HS
96	Montrice Johns	DL	6-3	325	SR-1L	San Diego, CA	Del Norte HS/NMSU/College of the Redwoods
97	Jamal Holloway	DL	6-3	230	JR-2L	Camden, NJ	Camden HS
98	Nick Dehdashtian	DL	6-1	280	JR-2L	R.S. Margarita, CA	Santa Margarita Catholic HS
99	Chris Manoa	DL	6-0	335	SO-1L	Chandler, AZ	Chandler HS

*Must sit out 2019 season per NCAA transfer rules

UNLV PRONUNCIATION GUIDE

Sid Acosta (70).....ah-COSTA
 Soli Afalava (15)So-lee AH-fah-LAH-vah
 Austin Ajiake (27)AH-g-kay
 Patrick Ballard (85) BAL-erd
 Kyle Beaudry (44) BOE-dree
 Jaron Caldwell (75) JER-in
 Nathan De Jager (57) dah YAA-ger
 Nick Dehdashtian (98)dah-DASH-tee-in
 Eliel Ehimare (62) L-e-L EH-him-R-ay
 Jaylen Encarnacion (54)EN-car-NAH-c-own
 Dominion Ezinwa (93)dim-IN-yun ah-ZIN-wah
 Naki Fahina (42) NAH-kee fah-EE-nah
 Giovanni Fauolo (45).....fow-OH-low
 Leif Fautanu (79) LEEF faw-TAH-new
 Austin Fiaseu (30)..... FEE-ah-sow
 Max Gilliam (6).....GILL-um
 Rex Goossen (52) GOOSE-in
 Farrell Hester (53)FARE-ul
 Tariq Hollandsworth (13).... tah-REEK

Montrice Johns (96)mon-TREESE
 Tavis Malakius (55) mah-LOCK-e-US
 Chad Magyar (36)Mag-YAR
 Kenyon Oblad (7) OH-blad
 Nate Oishi (62)..... oh-E-she
 Justice Oluwaseun (72)..... OLA-wah-SHOWN
 Justin Polu (78)PO-lew
 Malakai Salu (43) MAL-ah-khy sah-LEW
 Mekhi Stevenson (2).....mah-KYE
 Drew Tejchman (3).....TECH-min
 Tavai Tuitasi (20)..... tah-VY-e 2-e-TAH-see
 Kolo Uasike (94).....CO-low WAH-skay
 Biaggio Ali Walsh (29)..... bee-AH-gee-oh
 Javin White (16).....JAY-vin
 Jacoby Windmon (35) WIND-min
 Malik Wesley (83)ma-LEEK
 Coach Travis Burkett.....bur-KETT
 Coach Cedric Cormiercor-MEER
 Coach Ronnie Regulareh-GEW-lah

