

UNLV



UNLV REBELS
RECORD BOOK
2020-21



TEAM RECORDS

SEASON

Matches	24 (2016)
Wins	18 (1985)
Losses	16 (2005)
Ties	4 (1986, 1992, 1996, 2009)
Overtime Matches	7 (1984, 1986, 1992, 2006)
Points	162 (1983)
Goals	63 (1976, 1983)
Assists	53 (1985)
Saves	118 (1996)
Fewest Goals Against	13 (1984)
Shutouts	14 (1984)
Goals Against Average	0.580 (1984)

MATCH

Goals	11 vs. San Jose State (Oct. 23, 1988)
	11 vs. San Diego (Nov. 1, 1980)
Assists	12 vs. San Jose State (Oct. 23, 1988)
Goals Against	11 at New Mexico (Oct. 19, 2012)
Largest Margin of Victory	11 vs. San Diego (Nov. 1, 1980)
Largest Margin of Defeat	11, (0-11) at New Mexico (Oct. 19, 2012)
Shots On Goal	30 vs. San Jose State (Oct. 1, 1989)
Corner Kicks	15 vs. San Jose State (Oct. 1, 1989)

STREAKS

Winning Streak	11 (1976)
Unbeaten Streak	18 (1985)
Losing Streak	12 (2005)
Home Winning Streak	10 (1987-88)
Home Unbeaten Streak	21 (1987-89)
Home Losing Streak	10 (2010-11)

Road Winning Streak	9 (1984-85)
Road Unbeaten Streak	13 (1984-85)
Road Losing Streak	12 (2004-05)
Consecutive Shutouts	8 (1984)
Consecutive Overtime Matches	3 (1982, 2000)

INDIVIDUAL RECORDS

CAREER

Matches	84, Rich Ryerson (1983-86)
Matches started	84, Rich Ryerson (1983-86)
Points	159, Robbie Ryerson (1982-85)
Goals	67, Robbie Ryerson (1982-85)
Assists	26, Daniel Barber (1989-92)
Saves	321, Dan Abdalla (1993-97)
Shutouts	23, Harry Fields (1982-85)
Goals Against Average	0.783, Harry Fields (1982-85)

SEASON

Matches	24, Five players
Matches started	23, Three players
Points	57, David Cohen (1979)
Goals	25, David Cohen (1979)
Assists	11, Alex Hernandez (2002)
Saves	101, Dan Abdalla (1996)
Shutouts	14, Harry Fields (1984)
Goals Against Average	0.533, Harry Fields (1984)

MATCH

Points	9, Danny Musovski vs Oral Roberts (Sept. 24, 2017)
	Doug Borgel vs. UC Irvine (Oct. 20, 1989)
Goals	4, Danny Musovski vs Oral Roberts (Sept. 24, 2017)
	Doug Borgel vs. UC Irvine (Oct. 20, 1989)
Assists	4, Daniel Barber vs. UC Irvine (Oct. 20, 1989)
	4, Billy Gunther vs. US International (Oct. 29, 1983)



RICH RYERSON



ABDALLA



BARBER

UNLV HAT TRICKS

Goals	Player	Date	Opponent
4	Danny Musovski	Sept. 24, 2017	Oral Roberts
4	Doug Borgel	Oct. 20, 1989	UC Irvine
3	Timo Mehlich	Oct. 25, 2019	Kansas City
3	Marco Gonzalex	Aug. 26, 2018	Evansville
3	Danny Musovski	Oct. 6, 2017	at San Jose State
3	Salvador Bernal	Aug. 31, 2014	at Bradley
3	Alex Hernandez	Sept. 23, 2001	Connecticut
3	Daniel Schloss	Oct. 10, 1997	at TCU
3	Doug Borgel	Oct. 29, 1989	Cal State Los Angeles
3	Doug Borgel	Oct. 22, 1989	UC Santa Barbara
3	Cliff Odle	Oct. 1, 1989	San Jose State
3	Gavin Spaulding	Oct. 23, 1988	San Jose State
3	Gavin Spaulding	Sept. 20, 1985	at Pacific
3	Gavin Spaulding	Sept. 13, 1985	Bowling Green
3	Robbie Ryerson	Oct. 29, 1983	Loyola Marymount
3	Gavin Spaulding	Sept. 14, 1984	San Diego
3	Robbie Ryerson	Oct. 29, 1983	U.S. International
3	David Cohen	Oct. 17, 1981	UC San Diego
3	Dale Taylor	Oct. 10, 1981	at Loyola Marymount
3	David Cohen	Sept. 12, 1981	Azusa Pacific
3	Tim Dane	Nov. 1, 1980	San Diego
3	David Cohen	Sept. 26, 1980	USC



DANNY MUSOVSKI

INDIVIDUAL RECORDS

SEVEN NCAA APPEARANCES



CAREER LEADERS SEASON LEADERS

POINTS

Player	Goals	Assists	Points
1. Robbie Ryerson (1982-85)	67	25	159
2. David Cohen (1977-81)	66	15	147
3. Danny Musovski (2014-17)	47	23	117
4. Doug Borgel (1987-90)	43	23	109
5. Gavin Spaulding (1984-87)	46	8	100
6. Alex Hernandez (2000-03)	35	17	87
Roy Sparks (1974-76)	38	5	81
8. Jason Melendez (1998-01)	29	22	80
9. Salvador Bernal (2011-14)	26	16	68
10. Timo Mehlich (2016-19)	25	14	64

GOALS

Player	Goals
1. Robbie Ryerson (1982-85)	67
2. David Cohen (1977-81)	66
3. Danny Musovski (2014-17)	47
4. Gavin Spaulding (1984-88)	46
5. Doug Borgel (1987-90)	43
6. Roy Sparks (1974-76)	38
7. Alex Hernandez (2000-03)	35
8. Bleda Atilla (1975-78)	34
9. Jason Melendez (1998-01)	29
10. Lamar Neagle (2005-08)	27

ASSISTS

Player	Assists
1. Daniel Barber (1989-92)	26
2. Robbie Ryerson (1982-85)	25
Sal Carbone (1985-89)	25
4. Danny Musovski (2014-17)	23
5. Doug Borgel (1987-90)	23
6. Jason Melendez (1998-01)	22
7. Richie Ryerson (1983-86)	20
8. Richie Louis (1990-93)	18
Alex Hernandez (2000-03)	17
Rob Taber (1982-85)	17

GOALS AGAINST AVERAGE (min. 800 mins)

Player	GAA
1. Harry Fields (1982-85)	0.78
2. Danny Anderson (1985-88)	0.87
3. Michael Sheparovich (1983-86)	0.94

SAVES

Player	Saves
1. Dan Abdalla (1993-97)	321
2. Harry Fields (1982-85)	282
3. Dan Schell (1990-94)	228

SHUTOUTS

Player	Shutouts
1. Harry Fields (1982-85)	23
2. Ryan Harding (2010-14)	14.1
3. Danny Anderson (1985-88)	14

POINTS

Player	Goals	Assists	Points
1. David Cohen (1979)	25	7	57
2. Robbie Ryerson (1985)	21	6	48
3. Robbie Ryerson (1984)	20	7	47
4. Doug Borgel (1989)	19	7	45
5. Roy Sparks (1976)	20	2	42
6. Doug Borgel (1990)	17	7	41
7. Robbie Ryerson (1983)	16	5	37
8. Danny Musovski (2017)	15	6	36
9. Danny Musovski (2015)	14	5	33
Alex Hernandez (2002)	11	11	33

GOALS

Player	Goals
1. David Cohen (1979)	25
2. Robbie Ryerson (1985)	21
3. Robbie Ryerson (1984)	20
Roy Sparks (1976)	20
5. Doug Borgel (1989)	19
6. Doug Borgel (1990)	17
7. Robbie Ryerson (1983)	16
8. Danny Musovski (2017)	15
David Cohen (1979)	15
9. Danny Musovski (2015)	14
David Cohen (1981)	14

ASSISTS

Player	Assists
1. Alex Hernandez (2002)	11
2. Daniel Barber (1989)	10
Sal Carbone (1988)	10
Rob Taber (1985)	10
Nico Chasen (2018)	10
5. Richie Louis (1991)	9
Richie Ryerson (1985)	9
7. Daniel Barber (1991)	8
Simon Keith (1988)	8
Sal Carbone (1985)	8
10. 11 players tied	7

GOALS AGAINST AVERAGE (min. 400 mins)

Player	GAA
1. Harry Fields (1984)	0.53
2. Danny Anderson (1986)	0.63
3. Danny Anderson (1985)	0.63

SAVES

Player	Saves
1. Dan Abdalla (1996)	101
2. Dan Schell (1990)	89
3. Harry Fields (1983)	79

SHUTOUTS


Player	Shutouts
1. Harry Fields (1984)	10
2. Ryan Harding (2014)	9.1
3. Dan Schell (1990)	6



ROBBIE RYERSON




HERNANDEZ



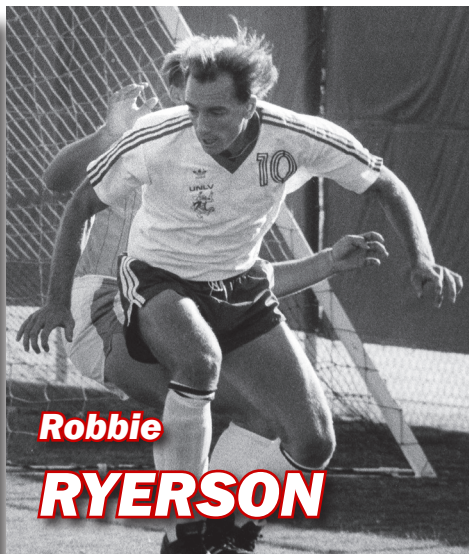
ANDERSON

REBEL ALL-AMERICANS



Daniel
BARBER

1991
3rd team - United Soccer Coaches



Robbie
RYERSON

1985
1st team - Soccer America
1st team - Kick Magazine
3rd team - United Soccer Coaches

1984
3rd team - United Soccer Coaches



Salvador
BERNAL

2014
2nd team - College Soccer News
3rd team - United Soccer Coaches



Danny
MUSOVSKI

2015
2nd team - United Soccer Coaches
3rd team - College Soccer News
3rd team - TopDrawerSoccer

2017
3rd team - College Soccer News

NATIONAL AWARDS

United Soccer Coaches PLAYER OF THE WEEK

2017	F - Danny Musovski	Oct. 10
2017	F - Danny Musovski	Sept. 26
2014	F - Danny Musovski	Nov. 19

COLLEGE SOCCER NEWS

ALL-FRESHMAN

2018	MF - Nico Clasen	3rd team
2011	F - Salvador Bernal	3rd team
2007	F - Daniel Cruz	2nd team

TEAM OF THE WEEK

2016	F - Danny Musovski	Nov. 14
2014	F - Danny Musovski	Oct. 13
	F - Salvador Bernal	Sept. 1
2013	MF - Rodrigo Fuentes	Sept. 10
2007	F - Nicholas Patterson	Nov. 5
	F - Lamar Neagle	Sept. 24

TOPDRAWERSOCCER.COM

PLAYER OF THE WEEK

2016	F - Danny Musovski	Nov. 15
------	--------------------	---------

TEAM OF THE WEEK

2016	F - Danny Musovski	Nov. 15
2014	F - Salvador Bernal	Sept. 2
2013	MF - Rodrigo Fuentes	Sept. 11
2008	M - Lamar Neagle	Oct. 13
	F - Daniel Cruz	Sept. 4

SOCCER AMERICA TEAM OF THE WEEK

2005	M - Lamar Neagle	Sept. 14
2003	M - Alex Hernandez	Sept. 15
2001	M - Alex Hernandez	Sept. 17

CoSIDA

ACADEMIC ALL-AMERICAN

2014	Kyle Mellies	3rd team
2002	Andrew Hooker	1st team
2001	Andrew Hooker	3rd team*
2000	Ryan Bledsoe	1st team*

* - At-large team selection

NSCAA

SCHOLAR ALL-AMERICA

2015	D-Bradley Kamdem	3rd team
------	------------------	----------

HONOR ROLL

SEVEN NCAA APPEARANCES



REGION AWARDS

NCAA

ALL WEST

2019	M - Timo Mehlich	2nd team
2018	F - Marco Gonzalez	3rd team
	MF - Nico Clasen	3rd team
2017	F - Danny Musovski	1st team
	M - Timo Mehlich	2nd team
2016	F - Danny Musovski	2nd team
2015	F - Danny Musovski	1st team
	D - Bradley Kamdem	2nd team
2014	F - Salvador Bernal	1st team
	M - Rodrigo Fuentes	1st team
	D - Kyle Mellies	1st team
	GK - Ryan Harding	1st team
	M - Julian Portugal	3rd team

ALL FAR-WEST

2013	F - Salvador Bernal	3rd team
2012	F - Salvador Bernal	3rd team
2010	F - Stephen Sifuentes	3rd team
2009	F - Nick Marshall	3rd team
2008	M - Lamar Neagle	2nd team
2004	M - Victor Arbelaez	3rd team
2002	F - Kelly Frederick	2nd team

2001	F - Jason Melendez	1st team
	F - Kelly Frederick	3rd team
2000	F - Jason Melendez	1st team
1993	D - Richie Louis	2nd team
1992	M - Daniel Barber	3rd team
	F - Thies Carstens	3rd team
	D - Richie Louis	3rd team
1991	M - Daniel Barber	1st team
1990	F - Doug Borgel	2nd team
	M - Terry Pryer	3rd team
1989	M - Doug Borgel	2nd team
	M - Sal Carbone	2nd team
1988	M - Sal Carbone	2nd team
1987	D - Eddie Anibal	2nd team
1986	M - Richie Ryerson	1st team
	M - Sal Carbone	2nd team
1985	F - Robbie Ryerson	1st team
	D - Rob Moreland	1st team
	M - Richie Ryerson	2nd team
1984	F - Robbie Ryerson	1st team
1983	F - Robbie Ryerson	1st team

COACH OF THE YEAR

2014	Rich Ryerson
2014	Liam Connors (Assistant)

CONFERENCE AWARDS

ALL-WESTERN ATHLETIC

2019	M- Timo Mehlich	1st team
	D- Billy Jones	HM
2018	M- Marco Gonzalez	2nd team
	M- Timo Mehlich	2nd team
	D - Adam Musovski	2nd team
2017	F - Danny Musovski	1st team
	D - Adam Musovski	1st team
	MF - Timo Mehlich	1st team
	MF - Kevin Partida	2nd team
	F - Marco Gonzalez	HM
2016	F - Danny Musovski	1st team
	MF - Timo Mehlich	2nd team
2015	F - Danny Musovski	1st team
	MF - Rodrigo Fuentes	1st team
	D - Bradley Kamdem	1st team
2014	F - Salvador Bernal	1st team
	MF - Julian Portugal	1st team
	D - Kyle Mellies	1st team
	GK - Ryan Harding	1st team
	MF - Rodrigo Fuentes	2nd team
2013	F - Salvador Bernal	1st team
	MF - Rodrigo Fuentes	2nd team
	D - Kyle Mellies	2nd team
	GK - Ryan Harding	2nd team

1997	F - Michael Griego	1st team
1996	F - Michael Griego	1st team

WAC PLAYER OF THE WEEK

2019	Timo Mehlich	Sept. 16
2018	Nathan Bohn	Oct. 22
	Marco Gonzalez	Aug. 27
2017	Danny Musovski	Nov. 6
	Danny Musovski	Oct. 9
	Danny Musovski	Sept. 25
2016	Danny Musovski	Oct. 3
	Danny Musovski	Aug. 29
2015	Danny Musovski	Nov. 9
	Richard Garness	Oct. 12
	Jason Khamvongsa	Sept. 28
	Bradley Kamdem	Sept. 14
2014	Jason Khamvongsa	Nov. 10
	Ryan Harding	Oct. 6
	Kyle Mellies	Sept. 8
	Salvador Bernal	Sept. 1
2013	Kyle Mellies	Oct. 28
	Rodrigo Fuentes	Sept. 10
1997	Daniel Schloss	Oct. 13

WAC COACH OF THE YEAR

2014	Rich Ryerson
------	--------------

PLAYERS OF THE YEAR



DANNY MUSOVSKI

2015 & 2017 - WAC (Offensive)



SALVADOR BERNAL

2014 - WAC (Offensive)



KYLE MELLIES

2014 - WAC (Defensive)



ROD DYACHENKO

2005 - MPSF




ALEX HERNANDEZ

2003 - MPSF (Co)



DOUG BORGEL

1990 - Big West



JEFF WALE

1987 - Big West (Co)



ROBBIE RYERSON

1985 - Big West

WAC FRESHMAN OF THE YEAR

2016 Timo Mehlich

WAC ALL-FRESHMEN TEAM

2018 F - Nico Clasen
D - Jake Mecham
2017 F - Danny Musovski

WAC ALL-TOURNAMENT TEAM

2017 F - Danny Musovski
MF - Kevin Partida
2016 F - Danny Musovski
MF - Timo Mehlich
MF - Oscar Velazquez
GK - Enrique Adame
2014 F - Danny Musovski
MF - Kevin Partida
D - Kyle Mellies
GK - Ryan Harding

WAC TOURNAMENT MVP

2016 F - Danny Musovski
2014 F - Danny Musovski

ALL-MOUNTAIN PACIFIC SPORTS FEDERATION

2012 F - Salvador Bernal 1st team
F - Nick Marshall 2nd team
D - Mike Mota hon. mention
2011 F - Salvador Bernal 1st team
MF - Jonny Espinoza 2nd team
F - Nick Marshall hon. mention
2010 F - Stephen Sifuentes 1st team
F - Nick Marshall 1st team
MF - Jonny Espinoza 2nd team
D - Mike Mota hon. mention
2009 D - Jamie Calvo 2nd team
MF - Nicholas DeLeonhon. mention
2008 F - Daniel Cruz 1st team
MF - Lamar Neagle 1st team
MF - Nicholas DeLeon2nd team
F - Ben Haugland hon. mention
2007 F - Daniel Cruz 1st team
F - Lamar Neagle 1st team
D - Andrew Friel 2nd team
D - Mason Traffordhon. mention
2006 F - Lamar Neagle 1st team
MF - Nicholas Paterson2nd team
MF - Mason Trafford 3rd team
2005 F - Rod Dyachenko 1st team
M - Deshawn Woolery2nd team
D - Jon Dunning hon. mention
2004 M - Victor Arbelaez 1st team
F - Rod Dyachenko 1st team
M - Brendon Bain 2nd team
2003 M - Alex Hernandez 1st team
M - Victor Arbelaez 1st team
F - Rod Dyachenko 1st team

M - Brendon Bain 2nd team
2002 M - Alex Hernandez 1st team
F - Kelly Frederick 1st team
D - Reggie Bolden 3rd team
D - Kristian Paananen hom. mention
2001 F - Jason Melendez 1st team
D - Andrew Hooker 1st team
M - Alex Hernandez 2nd team
2000 F - Jason Melendez 1st team
M - Andrew Hooker 1st team
D - Brent Storrs hon. mention
M - Reggie Bolden hon. mention
M - Michael Meek hon. mention
1999 F - Jason Melendez 2nd team
D - Todd Roberts 2nd team
1995 F - Michael Griego 2nd team
F - James Mitchell hon. mention
D - P.J. Roberts hon. mention
1993 D - Richie Louis 1st team
1992 M - Daniel Barber 1st team
D - Richie Louis 1st team
F - Thies Carstens 2nd team
F - Tom Miller hon. mention
GK - Dan Schell hon. mention
D - Scott Uderitz hon. mention

MPSF NEWCOMER OF THE YEAR

2011 F - Salvador Bernal
2007 F - Daniel Cruz

MPSF COACH OF THE YEAR

2007 Mario Sanchez

MPSF ALL-TOURNAMENT TEAM

2009 F - Nick Marshall
2008 MF - Nicholas DeLeon
2002 M - Alex Hernandez
2001 D - Kevin Lunkwitz

MPSF PLAYER OF THE WEEK

2012 D - Mike Mota Oct. 29
F - Nick Marshall Sept. 17
2008 F - Daniel Cruz Oct. 20
MF - Lamar Neagle Oct. 13
MF - Lamar Neagle Sept. 22
F - Daniel Cruz Sept. 2
2007 F - Nicholas Paterson Nov. 5
2006 F - Marcos Balladares Nov. 7
2005 F - Lamar Neagle Sept. 12
2004 M - Victor Arbelaez Nov. 1
F - Rod Dyachenko Oct. 11
2003 M - Alex Hernandez Sept. 16
GK - Peter Clitheroe Nov. 4
2002 GK - Justin Dennis Sept. 23
M - Alex Hernandez Oct. 7
F - Kelly Frederick Nov. 11
2001 M - Alex Hernandez Sept. 25
2000 F - Tuomas Talvio Nov. 8

BIG WEST CONFERENCE

1991 M - Daniel Barber 1st team
F - Thies Carstens 1st team
M - Richie Louis 1st team
D - Mike Madrid 2nd team
D - Scott Uderitz 2nd team
1990 F - Doug Borgel 1st team
M - Terry Pryer 1st team
D - Cliff Odle 2nd team
D - Scott Uderitz 2nd team
1989 M - Doug Borgel 1st team
M - Sal Carbone 1st team
M - Jeff Wale 1st team
M - Daniel Barber 2nd team
1988 M - Sal Carbone 1st team
F - Gavin Spaulding 1st team
F - Simon Keith 1st team
D - Eddie Anibal 2nd team
M - Adam Keith 2nd team
1987 F - Shawn Ritchie 1st team
M - Jeff Wale 1st team
D - Eddie Anibal 1st team
D - Kevin Nute 2nd team
F - Simon Keith 2nd team
1986 M - Richie Ryerson 1st team
M - Sal Carbone 1st team
F - Gavin Spaulding 1st team
F - Eddie Anibal 2nd team
D - Gary Soresman 2nd team
F - Jeff Wale 2nd team
1985 M - Mark Olejnik 1st team
F - Robbie Ryerson 1st team
D - Jim Voydat 1st team
GK - Harry Fields 2nd team
M - Richie Ryerson 2nd team
M - Rob Taber 2nd team
D - Gary Soresman 2nd team

BIG WEST COACH OF THE YEAR

1987 Barry Barto

BIG WEST PLAYER OF THE WEEK

1991 Thies Carstens Nov. 11
Emmet Mielbrecht Nov. 4
Daniel Barber Oct. 28
Thies Carstens Oct. 14
Thies Carstens Oct. 7
1990 Terry Pryer Oct. 28
Dan Schell Oct. 15
Doug Borgel Sept. 9
1988 Kenny Ryerson Oct. 25
Gavin Spaulding Oct. 4
Gavin Spaulding Sept. 27
Danny Anderson Sept. 20
Ernst Wittman Sept. 13

YEAR-BY-YEAR RECORDS

SEVEN NCAA APPEARANCES



1974 (Overall 8-3-3)

Coach: Tom Khamis

9/19	vs. Westmont College (1)	L	1-4
9/20	at UC Santa Barbara (1)	T	1-1 (OT)
9/21	vs. Pepperdine (1)	L	1-4
9/28	ARIZONA STATE	W	3-1
9/28	ARIZONA	W	6-2
10/4	UC SANTA BARBARA	W	2-1
10/5	PEPPERDINE	W	2-1
10/19	SAN DIEGO STATE	L	0-4
10/26	WOODBURY COLLEGE	W	4-2
11/2	BRIGHAM YOUNG	W	2-0
11/9	at Arizona State	T	2-2 (OT)
11/10	at Arizona	T	2-2 (OT)
11/16	UTAH STATE	W	4-0
11/23	EAST LOS ANGELES JC	W	2-1

(1) Far West Classic, Santa Barbara, Calif.

1975 (Overall 11-5-2)

Coach: Tom Khamis

9/13	ARIZONA	L	1-2
9/14	CUAUHTEMOC COLLEGE	W	2-1
9/16	at Cal State Fullerton (1)	T	3-3 (OT)
9/17	vs. US International	T	3-3 (OT)
9/20	CAL BAPTIST	W	5-0
9/25	vs. Chico State (2)	W	2-1
9/26	at UC Santa Barbara (2)	L	1-3
9/27	vs. Westmont College (2)	L	0-4
10/4	UC SAN DIEGO	W	4-1
10/10	vs. Metro State (3)	W	4-1
10/11	at BYU (3)	W	3-2 (OT)
10/18	WHITTIER COLLEGE	W	2-1
10/24	at San Diego State	L	1-4
10/26	vs. US International	L	1-2
10/31	WASHINGTON	W	5-3
11/1	ARIZONA STATE	W	2-1
11/14	UTAH STATE	W	6-1
11/15	SOUTHERN CALIFORNIA	W	6-5 (OT)

(1) Fullerton Invitational - Fullerton, Calif.

(2) Far West Classic - Santa Barbara, Calif.

(3) BYU Invitational - Provo, Utah

1976 (Overall 13-4-1)

Coach: Vince Hart

8/26	WESTMONT COLLEGE	L	1-2
9/12	at UCLA	L	0-1 (OT)
9/18	SEATTLE PACIFIC	L	1-3
9/19	CAL STATE LA	W	5-1
9/24	COLORADO COLLEGE	L	1-3
9/26	CAL STATE FULLERTON	W	2-0
10/1	CAL BAPTIST	W	7-0
10/2	LOYOLA MARYMOUNT	W	2-0
10/8	BRIGHAM YOUNG	W	6-1
10/16	CHAPMAN COLLEGE	W	3-0
10/20	SO. CALIF. COLLEGE	W	2-0
10/23	at Cal State Northridge	W	6-1
10/30	CAL LUTHERAN	W	6-0
11/6	at Fresno Pacific	W	3-1
11/7	at Cal Poly	W	1-0
11/13	UC RIVERSIDE	W	8-2
11/20	NEVADA	T	2-2 (OT)
11/22	ARIZONA STATE	W	7-3

1977 (Overall 14-6-1)

Coach: Vince Hart

9/9	vs. Cal State Hayward (1)	W	2-1
9/10	at Chico State (1)	L	0-1
9/16	at Fresno Pacific (2)	W	2-0
9/17	vs. UC Davis (2)	W	2-1
9/17	vs. US International (2)	W	2-1
9/24	BARSTOW JC	W	4-0
10/1	UCLA	L	2-3 (OT)
10/2	at UC Riverside	W	3-0
10/7	SO. CALIF. COLLEGE	W	9-0
10/8	LONG BEACH STATE	W	4-0
10/15	Utah State (3)	W	5-0
10/15	Arizona St. (3)	W	3-2
10/16	at Cal State Fullerton	L	3-4
10/16	at Brigham Young (3)	W	1-0
10/21	ARIZONA STATE	W	3-0
10/22	SAN DIEGO STATE	L	1-3
10/23	US INTERNATIONAL	L	0-6
10/29	BIOLA	W	2-1
11/4	at Westmont College	T	2-2 (OT)
11/5	at UC Santa Barbara	L	1-2
11/11	CAL POLY	W	4-3

(1) Chico State Tournament, Chico, Calif.

(2) Fresno Pacific Tournament, Fresno, Calif.

(3) BYU Tournament, Provo, Utah

1978 (Overall 7-9-0, SCISA 1-3-0)

Coach: Vince Hart

9/17	CAL STATE NORTHRIDGE	W	6-0
9/22	vs. Chico State (1)	L	0-3
9/22	vs. BYU (1)	W	4-0
9/23	at Cal State Hayward (1)	W	2-0
9/28	at BYU	W	3-1
9/30	at Colorado College	W	3-1
10/7	SAN DIEGO STATE^	W	3-0
10/14	CAL STATE FULLERTON^	L	1-3
10/20	at Cal State Northridge	L	4-5
10/21	at Azusa Pacific^	L	2-3
10/22	at Long Beach State	L	2-3
10/28	UC SANTA BARBARA^	L	0-3
10/29	at Chapman College	L	1-4
11/4	at UC San Diego	W	3-1 (OT)
11/5	at US International	L	1-2
11/7	at UCLA	L	0-1

(1) Fresno Pacific Viking Classic, Fresno, Calif.

1979 (Overall 12-9-0, SCISA 3-5-0)

Coach: Vince Hart

9/6	at San Francisco	L	0-8
9/8	BYU	W	10-0
9/15	AZUSA PACIFIC^	W	2-1
9/21	vs. Cal State Hayward (1)	W	2-1
9/22	at Fresno Pacific (1)	W	3-1
9/22	vs. Chico State (1)	W	3-2
9/24	SEATTLE PACIFIC	W	2-0
9/29	NEVADA, RENO	W	6-1
10/8	MIDWESTERN (TX)	W	3-2
10/12	at San Diego State^	L	0-4
10/13	at Biola^	W	2-0
10/14	at Cal State Fullerton^	W	2-1

10/17	UCLA	L	1-3
10/20	WESTMONT COLLEGE^	L	0-3
10/21	CHAPMAN COLLEGE	L	2-3
10/24	US INTERNATIONAL^	L	2-4
10/26	at USC^	L	1-2
10/27	at UC Santa Barbara^	L	0-3
11/2	ARIZONA STATE	W	9-1
11/4	LONG BEACH STATE	W	3-2
11/5	SIMON FRASER	L	2-6

(1) Fresno Pacific Viking Classic, Fresno, Calif.

1980 (Overall 7-11-0, SCISA 3-5-0)

Coach: Vince Hart

9/5	FRESNO PACIFIC	W	7-1
9/6	CAL STATE FULLERTON^	L	1-2
9/12	at Westmont College^	L	0-3
9/13	at Azusa Pacific^	L	2-4
9/19	vs. Fresno State (1)	L	1-2
9/19	Azusa Pacific (1)	L	2-4
9/20	at Fresno Pacific (1)	L	1-2
9/26	USC^	W	6-1
9/27	at UCLA	L	0-3
10/3	vs. Air Force (2)	L	2-3
10/4	at BYU (2)	W	2-1
10/11	SAN DIEGO STATE^	L	0-4
10/12	POMONA-PITZER	L	1-2
10/18	at US International^	L	0-4
10/19	at Long Beach State	W	4-1
10/25	BIOLA^	W	4-0
11/1	SAN DIEGO	W	11-0
11/8	UC SANTA BARBARA^	W	3-1

(1) Fresno Pacific Viking Classic, Fresno, Calif.

(2) Brigham Young Cougar Classic, Provo, Utah

1981 (Overall 8-8-0, SCISA 3-3-0)

Coach: Vince Hart

9/5	at Colorado College	L	1-2
9/6	at Air Force	W	1-0
9/12	AZUSA PACIFIC	W	3-2
9/19	POINT LOMA COLLEGE	W	2-0
9/25	at Chapman College	L	2-3
9/26	at Cal State Fullerton^	L	2-3
10/2	at UC Santa Barbara^	L	1-3
10/3	at Cal State Dominguez Hills	L	0-2
10/10	LOYOLA MARYMOUNT^	W	6-3
10/12	BYU	L	0-2
10/17	UC SAN DIEGO	W	4-1
10/21	LONG BEACH STATE^	W	3-2
10/24	US INTERNATIONAL^	L	1-4
10/31	at San Diego State	L	2-6
11/1	at San Diego^	W	3-1
11/4	UCLA	W	3-2

1982 (Overall 10-4-3, SCISA 4-2-2)

Coach: Barry Barto

9/4	at UC San Diego	W	1-0
9/7	ADELPHI	W	3-1
9/11	SAN DIEGO^	W	4-1
9/12	SAN DIEGO STATE^	L	1-2
9/19	CAL STATE FULLERTON^	T	1-1 (OT)
9/25	FRESNO STATE	L	2-3



YEAR-BY-YEAR RECORDS

'14, '16 WAC CHAMPIONS

10/2	at Loyola Marymount^	W	2-0
10/9	at California	W	3-2
10/11	at St. Mary's	W	1-0
10/14	Gonzaga (1)	W	3-2 (OT)
10/16	at BYU (1)	T	2-2 (OT)
10/25	UC SANTA BARBARA*	T	0-0 (OT)
10/27	at Pacific	W	1-0
10/30	US International^	W	4-0
10/31	CHAPMAN COLLEGE	L	0-1
11/3	at UCLA^	L	0-1
11/10	at Long Beach State^	W	4-1

(1) Brigham Young Cougar Classic, Provo, Utah

1983

(Overall 17-4-1, Big West 2-0-1, SCISA 6-1-1)

Coach: Barry Barto

9/2	BYU (1)	W	5-2
9/3	EVANSVILLE (1)	W	2-0
9/14	at Fresno State	L	0-2
9/17	LOYOLA MARYMOUNT^	W	4-0
9/21	at Cal State Fullerton*^	W	3-1
9/24	PORTLAND	W	3-1
9/27	at Stanford	W	2-0
10/5	at San Diego^	W	6-0
10/7	SANTA CLARA	W	5-1
10/12	UCLA^	L	0-1
10/14	vs. Wisconsin-Green Bay (2)	W	3-2
10/15	at Brigham Young (2)	W	4-1
10/22	at UC Santa Barbara*^	T	1-1 (OT)
10/26	at San Francisco	W	2-1
10/29	US INTERNATIONAL^	W	4-0
10/30	PACIFIC	W	2-0
11/2	at San Diego State^	W	4-1
11/5	SAINT MARY'S	W	4-0
11/11	LONG BEACH STATE*^	W	3-0
11/13	at Fresno State (3)	L	1-2
11/16	CALIFORNIA (4)	W	3-1 (OT)
11/20	SAN FRANCISCO (4)	L	2-3

(1) UNLV adidas Rebel Classic, Las Vegas

(2) BYU Cougar Classic, Provo, Utah

(3) Big West Championship Game, Fresno, Calif.

(4) NCAA Tournament Game

1984 (Overall 15-3-3, Big West 3-0)

Coach: Barry Barto

9/1	SAN JOSE STATE (1)	W	4-3 (OT)
9/2	INDIANA (1)	L	2-3
9/5	AMERICAN	W	1-0 (OT)
9/8	at Washington (2)	T	1-1 (OT)
9/9	vs. Portland (2)	W	1-0
9/14	SAN DIEGO (3)	W	7-0
9/15	CAL ST. FULLERTON (3)*	W	4-0
9/19	at Long Beach State*	W	5-0
9/22	FRESNO STATE	L	1-2 (OT)
10/5	at Brigham Young	W	1-0
10/10	UC SANTA BARBARA	T	1-1 (OT)
10/14	at Santa Clara	W	2-0
10/17	STANFORD	W	4-0
10/19	UC IRVINE*	W	3-0
10/21	LOYOLA MARYMOUNT	W	10-0
10/24	at US International	W	2-0

10/27	SEATTLE PACIFIC	T	0-0 (OT)
11/4	SAN JOSE STATE (4)	W	2-0
11/7	at UCLA	W	3-0
11/10	at San Diego State	W	3-1
11/16	SAN FRANCISCO (5)	L	1-2 (OT)
(1)	UNLV adidas Rebel Classic, Las Vegas		
(2)	Cosmopolitan Tournament, Seattle, Wash.		
(3)	UNLV Invitational, Las Vegas		
(4)	Big West Championship Game		
(5)	NCAA Tournament Game		

1985 (Overall 18-2-2, Big West 6-0)

Coach: Barry Barto

9/3	SANTA CLARA	W	1-0
9/5	CLEVELAND STATE	W	3-0
9/13	BOWLING GREEN (1)	W	4-1
9/14	CAL ST NORTHRIDGE (1)	W	4-0
9/18	at Fresno State*	W	1-0 (OT)
9/20	at Pacific*	W	5-0
9/22	at San Jose State*	W	3-0
9/28	UC IRVINE*	W	1-0 (OT)
10/4	SAN FRANCISCO	W	2-1
10/9	WASHINGTON	W	3-1
10/13	UCLA	T	2-2 (OT)
10/18	at San Diego State	T	1-1 (OT)
10/20	at San Diego	W	4-3
10/25	at UC Santa Barbara*	W	2-0
10/27	at Cal State Fullerton	W	1-0
10/30	WESTMONT COLLEGE	W	6-2
11/2	CAL ST FULLERTON (2)*	W	3-2
11/3	NEW MEXICO (2)	W	3-0
11/8	at SMU	L	0-3
11/9	at North Texas	W	3-0
11/17	FRESNO STATE (3)	W	2-1
11/24	at UCLA (3)	L	0-1 (OT)

(1) UNLV adidas Rebel Classic, Las Vegas

(2) UNLV Invitational, Las Vegas

(3) NCAA Tournament Game

1986 (Overall 9-7-4, Big West 3-2)

Coach: Barry Barto

9/5	vs. Virginia (1)	W	2-1
9/6	South Carolina (1)	L	0-1 (OT)
9/12	at Santa Clara	W	2-0
9/14	at San Jose State*	W	4-0
9/20	SAN DIEGO (2)	L	0-1
9/21	WISCONSIN-GB (2)	W	4-0
9/26	FRESNO STATE*	L	0-1
10/1	at San Francisco	T	1-1 (OT)
10/4	vs. Air Force (3)	T	1-1 (OT)
10/5	at New Mexico (3)	L	0-2
10/11	WILLIAM & MARY (4)	L	2-3 (OT)
10/12	SAN DIEGO STATE (4)	T	1-1 (OT)
10/18	at Stanford	W	1-0
10/20	at St. Mary's	W	1-0
10/24	UC SANTA BARBARA*	W	4-1
10/29	WASHINGTON	T	0-0 (OT)
10/31	at Cal State Fullerton*	L	1-2 (OT)
11/2	at UC Irvine*	W	5-1
11/8	WISC.-MILWAUKEE(5)	W	5-0
11/9	SMU (5)	L	0-2

- (1) Met Life Classic, Bloomington, Ind.
- (2) UNLV adidas Rebel Classic, Las Vegas
- (3) New Mexico Classic, Albuquerque, N.M.
- (4) UNLV Desert Shootout, Las Vegas
- (5) UNLV Invitational, Las Vegas

1987 (Overall 15-4-0, Big West 8-2)

Coach: Barry Barto

9/6	at UCLA	L	0-2
9/11	AIR FORCE (1)	W	3-1
9/12	SMU (1)	L	1-2
9/18	at San Diego State	L	0-2
9/20	at San Diego	W	2-1
9/26	PORTLAND (2)	W	2-0
9/27	CAL ST LOS ANGELES (2)	W	3-1
10/2	at UC Santa Barbara*	W	4-1
10/4	at UC Irvine*	W	5-2 (OT)
10/11	SAN FRANCISCO	W	3-2
10/16	SAN JOSE STATE*	W	1-0
10/18	FRESNO STATE*	W	5-1
10/21	at San Jose State*	W	3-0
10/25	CAL STATE FULLERTON*	W	3-2 (OT)
10/28	at Fresno State*	L	1-2
10/31	at Cal State Fullerton*	L	1-2
11/6	UC SANTA BARBARA*	W	2-0
11/8	UC IRVINE*	W	2-0
11/17	SAN FRANCISCO (3)	W	1-0

(1) UNLV adidas Rebel Classic, Las Vegas

(2) UNLV Invitational, Las Vegas

(3) NCAA Tournament Game

1988 (Overall 11-7-3, Big West 7-3)

Coach: Barry Barto

9/3	vs. Washington (1)	L	0-1 (OT)
9/4	at Portland (1)	L	1-2 (OT)
9/9	CONNECTICUT (2)	W	3-1
9/10	VIRGINIA (2)	T	2-2 (OT)
9/16	SAN DIEGO STATE	W	1-0
9/18	SAN DIEGO	W	1-0
9/23	vs. Old Dominion (3)	W	2-1
9/24	at SMU (3)	T	0-0 (OT)
9/30	UC IRVINE*	W	2-1 (OT)
10/2	UC SANTA BARBARA*	W	5-0
10/7	at San Francisco	L	2-3
10/9	at Cal State Fullerton*	L	1-2
10/16	at San Jose State*	W	6-1
10/17	at Fresno State*	L	0-2
10/21	FRESNO STATE*	W	3-0
10/23	SAN JOSE STATE*	W	11-1
10/27	UCLA	T	1-1 (OT)
10/30	CAL STATE FULLERTON*	W	5-1
11/4	at UC Santa Barbara*	L	0-3
11/6	at UC Irvine*	W	2-1
11/13	at Fresno State (4)	L	1-2 (PK)

(1) Portland Challenge Cup, Portland, Ore.

(2) UNLV adidas Rebel Classic, Las Vegas

(3) SMU Lettermen' Classic, Dallas, Texas

(4) NCAA Tournament Game

YEAR-BY-YEAR RECORDS

SEVEN NCAA APPEARANCES



1989 (Overall 11-9, Big West 5-5)

Coach: Barry Barto

9/1	ST. MARY'S (1)	W	6-0
9/2	SEATTLE PACIFIC (1)	W	3-1
9/8	SOUTH CAROLINA (2)	L	0-2
9/9	SMU (2)	L	3-4
9/15	at San Diego State	L	0-4
9/17	at San Diego	L	1-4
9/20	STANFORD	W	2-0
9/23	TCU (3)	W	5-0
9/24	CAL ST NORTHRIDGE (3)	W	2-1
9/29	FRESNO STATE*	L	0-2
10/1	SAN JOSE STATE*	W	6-0
10/6	at UC Santa Barbara*	L	1-2 (OT)
10/8	at UC Irvine*	W	2-1
10/13	at Cal State Fullerton*	L	1-2
10/20	UC IRVINE*	W	8-0
10/22	UC SANTA BARBARA*	W	5-2
10/27	CAL ST FULLERTON*	L	0-2
10/29	CAL ST LOS ANGELES	W	4-1 (OT)
11/2	at Fresno State*	L	0-2
11/5	at San Jose State*	W	1-0

- (1) UNLV Coors Invitational, Las Vegas
 (2) UNLV adidas M Rebel Classic, Las Vegas
 (3) UNLV Coors Soccer Classic, Las Vegas

1990 (Overall 10-8-2, Big West 6-4)

Coach: Barry Barto

9/1	OLD DOMINION (1)	T	0-0 (OT)
9/2	INDIANA (1)	W	2-0
9/7	SAN DIEGO (2)	T	1-1 (OT)
9/8	SAN DIEGO STATE (2)	W	3-2
9/15	vs. William & Mary (3)	L	1-2
9/16	vs. Portland (3)	W	3-0
9/21	CAL STATE FULLERTON*	W	2-1
9/23	at Stanford	L	2-5 (OT)
9/27	at Fresno State*	L	0-4
9/30	at San Jose State*	W	4-1
10/5	at Cal State Fullerton*	L	1-2
10/7	at UCLA	L	1-2
10/12	UC IRVINE*	W	2-0
10/14	UC SANTA BARBARA*	W	2-0
10/19	at UC Santa Barbara*	L	1-2
10/21	at UC Irvine*	W	1-0
10/27	at South Carolina (4)	L	1-3
10/28	Penn State (4)	W	6-1
11/2	SAN JOSE STATE*	W	4-3
11/4	FRESNO STATE*	L	1-2 (OT)

- (1) UNLV adidas Rebel Classic, Las Vegas
 (2) UNLV Coors Invitational, Las Vegas
 (3) Fresno State Goal Rush Classic, Fresno, Calif.
 (4) South Carolina Classic, Columbia, S.C.

1991 (Overall 11-6-2, Big West 6-3-1)

Coach: Barry Barto

9/6	WISCONSIN-GB (1)	W	3-2
9/7	SEATTLE PACIFIC (1)	L	0-3
9/13	PENNSYLVANIA (2)	W	4-0
9/14	HARVARD (2)	L	0-2
9/17	at San Diego	W	4-2
9/22	at New Mexico	W	4-1

9/25	UCLA	L	1-2
9/29	at Cal State Fullerton*	L	1-2
10/4	UC IRVINE*	W	2-0
10/6	UC SANTA BARBARA*	W	4-1
10/11	SAN JOSE STATE*	W	4-1
10/13	FRESNO STATE*	L	1-2 (OT)
10/19	at Fresno State*	L	2-5
10/21	at San Jose State*	T	1-1 (OT)
10/25	at UC Santa Barbara*	W	2-0
10/27	at UC Irvine*	W	4-1
10/31	CAL STATE FULLERTON*	W	4-3
11/3	at Cal State San Bernardino	T	0-0 (OT)
11/10	at San Diego State	W	2-0

- (1) UNLV Rebel Classic, Las Vegas
 (2) UNLV Coors Light Invitational, Las Vegas

1992 (Overall 9-5-4, MPSF Pacific 4-3-0)

Coach: Barry Barto

9/6	at North Texas	T	2-2 (OT)
9/7	at SMU	T	1-1 (OT)
9/11	STANFORD (1)	W	4-2
9/12	AIR FORCE (1)	W	3-1
9/20	Evansville (2)	T	0-0 (OT)
9/21	South Alabama (2)	L	1-3
9/25	CALIFORNIA (3)	T	2-2 (OT)
9/27	SO. CONN. STATE (3)	W	3-2
10/2	San Diego (4)	W	5-3 (OT)
10/4	at Santa Clara (4)	L	0-2
10/9	UC IRVINE#	W	4-1
10/11	UCLA#	L	0-1
10/16	CAL ST NORTHRIDGE#	W	3-2 (OT)
10/18	at UC Santa Barbara#	W	2-1
10/23	at San Diego State#	L	1-3
10/25	at Cal State Fullerton#	L	0-9
10/30	NEW MEXICO#	W	3-2 (OT)
11/2	CAL ST SAN BERNARDINOW	4-2	

- (1) UNLV Umbro Rebel Classic, Las Vegas
 (2) Fresno State Goal Rush Classic, Fresno, Calif.
 (3) UNLV Coors Light Invitational, Las Vegas
 (4) Santa Clara Classic, Santa Clara, Calif.

1993 (Overall 7-10-1, MPSF Pacific 3-3-1)

Coach: Barry Barto

9/4	at Indiana (1)	L	0-1
9/5	vs. Notre Dame (1)	W	1-0
9/10	SAN DIEGO (2)	L	1-3
9/12	SAN JOSE STATE (2)	L	3-4
9/17	NAVY (3)	W	3-1
9/19	CREIGHTON (3)	L	2-8
9/24	vs. George Mason (4)	L	1-3
9/26	at Air Force (4)	L	0-8
10/1	at New Mexico (5)#	L	0-1
10/3	vs. Western Kentucky (5)	W	2-1 (OT)
10/8	at UC Irvine#	W	2-0
10/10	at UCLA#	L	0-2
10/15	SAN DIEGO STATE#	T	2-2 (OT)
10/17	CAL STATE FULLERTON#	W	2-1
10/22	at Cal State Northridge#	L	1-2
10/24	UC SANTA BARBARA#	W	7-2
10/29	at Saint Mary's	W	2-1
10/31	at California	L	0-1

- (1) Met Life Classic at Indiana, Bloomington, IN
 (2) UNLV Coors Light Invitational, Las Vegas
 (3) UNLV Umbro Rebel Classic, Las Vegas
 (4) Air Force Invitational, Colorado Springs, Colo.
 (5) UNM Invitational, Albuquerque, NM

1994 (Overall 5-14-0, MPSF Pacific 1-6-0)

Coach: Barry Barto

9/3	at Creighton (1)	L	0-3
9/4	vs. Tulsa (1)	W	3-2
9/9	SMU (2)	L	0-2
9/11	RUTGERS (2)	W	2-1
9/16	at North Carolina (3)	L	0-4
9/18	vs. College of Charleston (3)	L	2-3 (OT)
9/23	OREGON STATE (4)	L	0-1
9/25	CALIFORNIA (4)	W	1-0
9/30	ST. MARY'S (5)	W	1-0
10/2	MICHIGAN STATE (5)	L	0-2
10/7	UCLA#	L	0-3
10/9	UC IRVINE#	W	3-1
10/14	at Cal State Fullerton#	L	0-3
10/16	at San Diego State#	L	1-3 (OT)
10/21	at UC Santa Barbara#	L	0-2
10/23	CAL STATE NORTHRIDGE#	L	0-1
10/26	NEW MEXICO#	L	1-2
10/29	UMBC (6)	L	2-3 (OT)
10/30	SACRAMENTO STATE (6)	L	4-7 (OT)

- (1) Creighton Ameritus Classic, Omaha, Neb.
 (2) UNLV Umbro Rebel Classic, Las Vegas
 (3) Carolina Classic, Chapel Hill, NC
 (4) UNLV Coors Light Invitational, Las Vegas
 (5) UNLV Coors Light Soccer Classic, Las Vegas
 (6) UNLV Rebel Invitational, Las Vegas

1995 (Overall 6-9-3, MPSF Pacific 3-3-1)

Coach: Barry Barto

9/3	at Virginia (1)	L	0-3
9/4	American (1)	L	0-2
9/8	MARQUETTE (2)	W	1-0
9/10	BOSTON (2)	T	2-2 (OT)
9/13	SEATTLE PACIFIC	W	3-0
9/16	CLEVELAND STATE (3)	T	1-1 (OT)
9/17	CAL ST. SAN BERNARDINO (3)	W	5-2
9/22	TCU (4)	L	0-2
9/24	NORTHERN ILLINOIS (4)	L	2-3
9/29	at Washington (5)	L	3-4
10/1	vs. Portland (5)	L	1-3
10/6	at UCLA#	L	1-7
10/8	at UC Irvine#	T	1-1 (OT)
10/13	CAL STATE FULLERTON#	W	2-1 (OT)
10/15	SAN DIEGO STATE#	W	2-1
10/20	UC SANTA BARBARA#	W	2-1 (OT)
10/22	at Cal State Northridge#	L	1-3
10/29	at New Mexico#	L	3-4

- (1) Coca-Cola Classic, Charlottesville, VA
 (2) UNLV Umbro Rebel Classic, Las Vegas
 (3) UNLV Coors Light Soccer Classic, Las Vegas
 (4) UNLV Coors Light Invitational, Las Vegas
 (5) Washington Husky Classic, Seattle, Wash.



YEAR-BY-YEAR RECORDS

'14, '16 WAC CHAMPIONS

1996 (Overall 5-11-4, WAC 1-5-2)

Coach: Barry Barto

9/6	OLD DOMINION (1)	W	3-1 (OT)
9/8	SANTA CLARA (1)	T	2-2 (OT)
9/13	OHIO STATE (2)	L	0-1
9/15	DAVIDSON (2)	W	2-0
9/20	OREGON STATE (3)	L	0-1
9/22	EVANSVILLE (3)	W	3-0
9/27	LOYOLA MARYMOUNT (4)	T	2-2 (OT)
9/29	GONZAGA (4)	L	0-3
10/4	at Rutgers (5)	L	0-1
10/6	vs. St. John's (5)	L	0-7
10/11	NEW MEXICO%	L	1-2
10/13	AIR FORCE%	T	1-1 (OT)
10/18	at San Jose State%	T	2-2 (OT)
10/20	at Fresno State%	L	0-6
10/25	at Cal State San Bernardino	W	2-1 (OT)
10/27	at San Diego State%	L	1-3
11/1	TCU%	W	2-0
11/3	SMU%	L	0-4
11/8	at UC Irvine	L	0-6
11/10	at Tulsa%	L	1-4

- (1) UNLV FILA Rebel Classic, Las Vegas
- (2) UNLV Coors Light Soccer Classic, Las Vegas
- (3) UNLV Coors Invitational, Las Vegas
- (4) UNLV Rebel Invitational, Las Vegas
- (5) Rutgers MetLife Tournament, Piscataway, NJ

1997 (Overall 5-11-2, WAC 2-5-1)

Coach: Barry Barto

9/5	GONZAGA (1)	L	1-2
9/7	STANFORD (1)	L	0-1
9/12	vs. Texas-Pan American (2)	W	2-0
9/14	vs. Wisconsin-Milwaukee (2)	W	1-0
9/16	SEATTLE PACIFIC	L	1-2 (OT)
9/19	KENTUCKY (3)	L	1-2 (OT)
9/21	MICHIGAN STATE (3)	W	4-2
9/28	at Loyola Marymount	L	2-3 (OT)
10/3	at Evansville (4)	T	1-1 (OT)
10/5	vs. South Carolina (4)	L	2-8
10/10	at TCU%	W	4-0
10/11	at SMU%	L	0-2
10/19	SAN DIEGO STATE%	W	4-0
10/24	SAN JOSE STATE%	L	0-1
10/26	FRESNO STATE%	T	1-1 (OT)
10/31	at New Mexico%	L	0-3
11/2	at Air Force%	L	2-4
11/9	TULSA%	L	1-3

- (1) UNLV Coors Light Invitational, Las Vegas
- (2) Borden Showdown, Albuquerque, N.M.
- (3) UNLV FILA Rebel Classic, Las Vegas
- (4) Evansville Aces Tournament, Evansville, Ind.

1998 (Overall 7-11-0, WAC 1-7-0)

Coach: Barry Barto

9/4	SACRAMENTO STATE (1)	W	3-1
9/6	ST. MARY'S (1)	W	1-0
9/11	MEMPHIS (2)	L	1-2
9/13	CENTRAL FLORIDA (2)	L	0-2
9/18	vs. Alabama A&M (3)	W	4-0
9/20	vs. Massachusetts (3)	W	2-1

9/25	at Loyola Marymount	W	2-1
9/27	at UC Santa Barbara	W	3-0
10/2	at Stanford(4)	L	0-1
10/4	California (4)	L	0-1
10/9	AIR FORCE%	L	1-3
10/11	NEW MEXICO%	L	0-1
10/16	at Fresno State%	L	2-3
10/18	at San Jose State%	W	3-2
10/25	at San Diego State%	L	2-4
10/30	at Tulsa%	L	1-4
11/6	SMU%	L	1-2
11/8	TCU%	L	1-2
(1)	UNLV Coors Light Classic, Las Vegas		
(2)	UNLV FILA Rebel Classic, Las Vegas		
(3)	Goal Rush Classic, Fresno, Calif.		
(4)	Stanford / Nike Invitational, Palo Alto, Calif.		

1999 (Overall 7-11-0, MPSF Pacific 1-7-0)

Coach: Barry Barto

9/1	at San Diego	L	1-3
9/3	WEST VIRGINIA (1)	W	2-1
9/5	KENTUCKY (1)	L	0-1
9/10	DETROIT (2)	W	4-3
9/12	WASHINGTON (2)	L	1-2
9/17	UMBC (3)	L	0-1
9/19	GONZAGA (3)	W	4-3
9/24	vs. Air Force (4)	W	1-0
9/26	vs. Centenary (4)	W	6-3
10/1	at Vanderbilt	L	1-2
10/3	at Western Kentucky	L	1-2
10/15	UCLA#	L	1-6
10/17	Cal State Fullerton#	L	2-6
10/22	at Cal State Northridge#	W	3-1
10/24	at UC Santa Barbara#	L	0-3
10/29	UC Irvine#	L	2-4
10/31	San Diego State#	W	1-0
11/7	at New Mexico#	L	2-3
(1)	UNLV FILA Rebel Classic, Las Vegas		
(2)	UNLV Coors Light Classic, Las Vegas		
(3)	UNLV Coors Soccer Classic, Las Vegas		
(4)	UNM Invitational, Albuquerque, N.M.		

2000 (Overall 10-7-1, MPSF Pacific 4-3-0)

Coach: Barry Barto

9/1	OHIO STATE (1)	W	3-0
9/3	NOTRE DAME (1)	T	0-0
9/8	LOYOLA MARYMOUNT(2)	L	2-3
9/10	GRAND CANYON(2)	L	2-3
9/15	at SMU(3)	L	0-7
9/16	vs. Tulsa(3)	W	1-0
9/22	CAL POLY#	W	2-1
9/24	at San Diego	L	2-3
9/29	DRURY(4)	W	3-0
10/1	LOUISVILLE(4)	W	3-2
10/6	UC SANTA BARBARA#	L	1-3
10/8	CAL ST NORTHRIDGE#	W	1-0
10/13	vs. Air Force (5)	W	1-0
10/15	vs. Alabama A&M (5)	W	2-0
10/22	at Cal State Fullerton#	L	1-2
10/27	at UC Irvine#	W	3-2
10/29	at San Diego State#	L	0-1

11/5	NEW MEXICO#	W	3-0
(1)	UNLV FILA Rebel Classic, Las Vegas		
(2)	UNLV Coors Classic, Las Vegas		
(3)	SMU Invitational, Dallas, Texas		
(4)	UNLV Coors Light Classic, Las Vegas		
(5)	UNM Invitational, Albuquerque, N.M.		

2001 (Overall 8-8-2, MPSF 3-3-1)

Coach: Barry Barto

8/31	vs. SW Missouri State (1)	W	2-1
9/1	at Tulsa (1)	W	2-1
9/7	VANDERBILT (2)	W	3-1
9/9	SAN DIEGO (2)	L	0-3
9/21	WESTERN KENTUCKY (3)	L	0-3
9/23	CONNECTICUT (3)	W	6-1
9/28	at Washington (4)	L	0-2
9/30	vs. Portland (4)	L	2-3 (OT)
10/7	at UC Riverside	W	3-2
10/12	SAN JOSE STATE #	W	1-0
10/14	FRESNO STATE #	W	1-0 (OT)
10/19	at Denver #	L	2-3
10/21	at Air Force #	L	0-5
10/26	at San Diego State #	T	2-2 (2OT)
10/28	SACRAMENTO STATE #	L	1-4
11/4	at New Mexico #	W	4-1
11/8	vs. San Diego State (5)	T	3-3 (2OT)
11/9	vs. New Mexico (5)	L	0-3
(1)	Golden Hurricane Kickoff Classic, Tulsa, Okla.		
(2)	UNLV Soccer Tournament, Las Vegas		
(3)	UNLV / FILA Rebel Classic, Las Vegas		
(4)	NIKE Husky Classic, Seattle, Wash.		
(5)	MPSF Tournament, Fresno, Calif.		

2002 (Overall 12-8, MPSF 4-2-0)

Coach: Barry Barto

8/30	MARSHALL (1)	W	3-2
9/1	NORTHERN ILLINOIS (1)	W	4-1
9/6	vs. Boston College (2)	L	2-3 (2OT)
9/8	at Connecticut (2)	L	0-5
9/13	vs. Evansville (3)	L	1-2 (OT)
9/15	vs. Cal Poly (3)	W	2-1 (OT)
9/20	HOFSTRA (4)	W	2-0
9/22	CENTRAL FLORIDA (4)	W	3-2
9/27	at UC Irvine	W	2-1
9/29	at San Diego	L	0-3
10/6	UC RIVERSIDE	W	3-0
10/13	at St. Mary's	L	1-2
10/18	at San Diego State #	W	2-1
10/25	DENVER #	W	2-1
10/27	AIR FORCE #	W	6-0
11/1	at San Jose State #	L	1-2
11/3	at Sacramento State #	L	1-3
11/10	NEW MEXICO #	W	2-0
11/14	vs. Air Force (5)	W	1-1 (2OT)
11/15	vs. San Jose State (5)	L	3-3 (2OT)
(1)	UNLV Tournament, Las Vegas		
(2)	UConn NIKE Soccer Classic, Storrs, Conn.		
(3)	New Mexico Tournament, Albuquerque, N.M.		
(4)	UNLV / FILA Classic, Las Vegas		
(5)	MPSF Tournament, Albuquerque, N.M.		

YEAR-BY-YEAR RECORDS

SEVEN NCAA APPEARANCES



2003 (Overall 6-12, MPSF 3-3)

Coach: Barry Barto

8/30	vs. Washington (1)	L	1-5
9/1	at Portland (1)	L	0-2
9/5	WISCONSIN (2)	L	2-3
9/7	DAVIDSON (2)	L	1-3
9/12	at Creighton (3)	W	2-0
9/14	vs. SMS (3)	W	3-2
9/19	DRAKE (4)	L	1-3
9/21	BOWLING GREEN (4)	W	3-2 (2OT)
9/26	CAL ST NORTHRIDGE (5)	L	1-2
9/28	GONZAGA (5)	L	2-3
10/5	at UC Riverside	L	1-4
10/18	at New Mexico#	W	2-0
10/20	SAN DIEGO STATE#	L	1-3
10/23	SAN JOSE STATE#	L	0-2
10/26	SACRAMENTO STATE#	L	2-3
10/30	at Denver#	W	1-0
11/2	at Air Force#	W	2-0
11/13	vs. Air Force (6)	L	1-3

- (1) Nike Portland Invitational, Portland, Ore.
- (2) UNLV Tournament, Las Vegas
- (3) Ameritas Classic, Omaha, Neb.
- (4) Rebel Tournament, Las Vegas
- (5) UNLV / FILA Classic, Las Vegas
- (6) MPSF Tournament, Sacramento, Calif.

2004 (Overall 6-12, MPSF 5-7)

Coach: Barry Barto

9/4	vs. San Diego (1)	L	0-3
9/6	vs. Navy (1)	W	1-0
9/10	WASHINGTON (2)	L	0-3
9/12	UCLA (2)	L	0-1 (OT)
9/22	SAN DIEGO STATE#	L	0-2
9/24	at Cal State Northridge	L	1-3
9/26	at UC Santa Barbara	L	0-4
10/3	at New Mexico#	L	0-3
10/8	DENVER#	W	1-0
10/10	AIR FORCE#	W	2-1
10/15	at San Jose State#	W	1-0
10/17	at Sacramento State#	L	1-2
10/21	NEW MEXICO#	L	0-3
10/29	SACRAMENTO STATE#	W	2-1
10/31	SAN JOSE STATE#	W	1-0
11/5	at Air Force#	L	0-3
11/7	at Denver#	L	0-2
11/14	at San Diego State#	L	2-4

- (1) UC Irvine College Classic, Irvine, Calif.
- (2) UNLV FILA Invitational, Las Vegas

2005 (Overall 2-16-1, MPSF 0-9-1)

Coach: Barry Barto

9/2	at Wisconsin (1)	L	1-2
9/4	vs. Wisconsin-Milwaukee (1)	L	1-3
9/9	PORTLAND (2)	W	2-1
9/11	NORTHWESTERN (2)	W	2-1 (2OT)
9/16	at Oregon State (3)	L	0-3
9/17	vs. Cal State Northridge (3)	L	3-5
9/23	UC RIVERSIDE	L	0-2
9/25	at UCLA	L	0-3

10/2	at Cal State Fullerton	L	1-2 (OT)
10/7	at Denver#	L	0-2
10/9	at Air Force#	L	0-1
10/14	SAN JOSE STATE#	L	2-3 (OT)
10/16	SACRAMENTO STATE#	L	1-2
10/22	at New Mexico#	L	2-7
10/29	NEW MEXICO#	L	0-4
11/4	at Sacramento State#	L	1-2 (OT)
11/6	at San Jose State#	T	2-2 (2OT)
11/11	AIR FORCE#	L	1-3
11/13	DENVER#	L	0-1

- (1) Big Toe Soccer Invitational, Madison, Wisc.
- (2) UNLV adidas Invitational, Las Vegas
- (3) OSU Diadora Classic, Corvallis, Ore.

2006 (Overall 1-15-2, MPSF 1-9)

Coach: Mario Sanchez

8/25	at Gonzaga	L	1-3
8/29	at UC Riverside	L	1-2
9/1	TEMPLE (1)	T	2-2 (2OT)
9/3	OREGON STATE (1)	L	0-3
9/9	at San Diego State	L	2-4
9/15	ST. MARY'S (2)	T	1-1 (2OT)
9/17	UMBC (2)	L	1-2
9/24	CAL STATE FULLERTON	L	2-3
9/29	at Air Force#	L	0-1 (OT)
10/1	at Denver#	L	0-5
10/6	SACRAMENTO STATE#	L	1-2
10/8	SAN JOSE STATE#	L	1-2
10/13	NEW MEXICO#	L	1-4
10/21	at New Mexico#	L	0-1
10/26	at San Jose State#	L	0-3
10/29	at Sacramento State#	L	1-2
11/3	DENVER#	W	2-0
11/5	AIR FORCE#	L	1-2

- (1) UNLV adidas Invitational, Las Vegas
- (2) UNLV Rebel Classic, Las Vegas

2007 (Overall 7-10-3, MPSF 3-7)

Coach: Mario Sanchez

8/31	vs. Pittsburgh (1)	T	1-1 (2OT)
9/2	at Xavier (1)	L	0-4
9/7	at Florida Gulf Coast	L	1-2
9/9	at Florida Atlantic	W	2-1
9/14	CAL POLY (2)	W	4-3
9/16	CSU NORTHRIDGE (2)	L	0-1
9/21	DRAKE (3)	T	2-2 (2OT)
9/22	MISSOURI STATE (3)	W	1-0
9/28	CSU BAKERSFIELD	W	2-0
10/5	AIR FORCE#	W	1-0 (2OT)
10/7	DENVER#	L	1-2
10/12	at Sacramento State#	L	0-1 (OT)
10/14	at San Jose State#	L	0-3
10/20	at New Mexico#	L	1-2
11/3	NEW MEXICO#	W	2-1 (2OT)
11/9	SAN JOSE STATE#	L	1-3
11/11	SACRAMENTO STATE#	W	1-0
11/16	at Denver#	L	0-1
11/18	at Air Force#	L	0-1

- (1) Marriott Kingsgate Xavier Challenge, Cincinnati, Ohio

- (2) UNLV adidas Invitational, Las Vegas
- (3) UNLV Rebel Classic, Las Vegas

2008 (Overall 8-9-1, MPSF 3-7)

Coach: Mario Sanchez

8/30	JACKSONVILLE (1)	W	2-0
9/1	RADFORD (1)	W	2-1
9/5	at Cal State Fullerton (2)	W	1-0
9/7	vs. Cal State Northridge (2)	L	0-2
9/12	GONZAGA (3)	L	1-2
9/14	ORAL ROBERTS (3)	W	2-1
9/19	at San Francisco (4)	T	1-1 (2OT)
9/21	vs. St. Mary's (4)	W	2-1
10/3	at Air Force#	L	0-1
10/5	at Denver#	L	0-1
10/10	SACRAMENTO STATE#	W	4-1
10/12	SAN JOSE STATE#	W	2-1
10/17	NEW MEXICO#	W	2-1
10/31	at New Mexico#	L	2-3
11/7	at San Jose State#	L	1-2 (OT)
11/9	at Sacramento State#	L	0-1 (2OT)
11/14	DENVER#	L	1-3
11/16	AIR FORCE#	L	0-1

- (1) UNLV Rebel Classic, Las Vegas
- (2) Titan Tournament, Fullerton, Calif.
- (3) UNLV Nike Invitational, Las Vegas
- (4) BMW/Nike Classic, San Francisco, Calif.

2009 (Overall 8-7-4, MPSF 1-4-2)

Coach: Mario Sanchez

9/1	at Cal Poly	W	1-0 (2OT)
9/4	CENTRAL ARKANSAS (1)	L	2-3
9/6	ROBERT MORRIS (1)	W	7-2
9/11	at Oral Roberts (2)	T	0-0 (2OT)
9/13	vs. Centenary (2)	W	1-0
9/18	ILLINOIS-CHICAGO (3)	T	1-1 (2OT)
9/20	FLORIDA GULF COAST (3)	W	3-2
9/27	at UCLA	L	0-3
10/3	at UC Riverside	W	1-0
10/11	HOUSTON BAPTIST	W	4-2
10/16	CSU BAKERSFIELD#	L	1-3
10/18	SEATTLE#	L	1-2
10/23	at Denver#	T	2-2 (2OT)
10/25	at Air Force#	L	1-2
10/30	at San Jose State#	W	1-0
11/1	SACRAMENTO STATE#	T	1-1 (2OT)
11/7	at New Mexico#	L	0-2
11/12	vs. San Jose State (4)	W	4-2
11/13	vs. Sacramento State (4)	L	0-1 (2OT)

- (1) UNLV Nike Invitational, Las Vegas
- (2) Oral Roberts Tournament, Tulsa, Okla.
- (3) UNLV Rebel Classic, Las Vegas
- (4) MPSF Tournament, Denver, Colo.

2010 (Overall 6-11-2, MPSF 3-5-2)

Coach: Rich Ryerson

9/4	VALPARAISO (1)	L	0-1
9/6	ALABAMA A&M (1)	W	8-1
9/10	at Stanford (2)	W	2-1 (OT)
9/12	at California (2)	L	0-3
9/17	at Green Bay (3)	L	1-2



YEAR-BY-YEAR RECORDS

'14, '16 WAC CHAMPIONS

9/19	vs. Robert Morris (3)	L	1-2
9/24	MOUNT ST. MARY's (4)	W	4-1
9/26	UC IRVINE (4)	L	0-4
10/1	at New Mexico#	L	1-2 (OT)
10/8	AIR FORCE#	W	1-0
10/10	DENVER#	T	0-0 (2OT)
10/15	at Air Force#	L	0-2
10/17	at Denver#	W	1-0
10/22	CSU BAKERSFIELD#	L	1-2
10/24	SEATTLE#	L	0-2
10/29	at San Jose State#	W	2-1 (OT)
10/31	at Sacramento State	T	1-1 (2OT)
11/6	NEW MEXICO#	L	2-3
11/11	vs. New Mexico (5)	L	0-1 (OT)

- (1) UNLV Nike Invitational, Las Vegas
- (2) Cal Legacy Classic
- (3) Green Bay Soccer Classic, Green Bay, Wisc.
- (4) UNLV Rebel Classic, Las Vegas
- (5) MPSF Tournament, Sacramento, Calif.

2011 (Overall 3-14-0, MPSF 2-8-0)

Coch: Rich Ryerson

8/27	at Cal Poly	L	0-1
9/1	at Cal State Northridge (1)	W	2-1 (OT)
9/3	vs. Cal State Fullerton (1)	L	1-5
9/9	SAN FRANCISCO (2)	L	1-2
9/11	GREEN BAY (2)	L	1-2
9/16	at UC Riverside	L	1-2
9/23	at UC Irvine	L	0-4
10/1	NEW MEXICO#	L	1-2
10/7	at Air Force#	W	1-0
10/9	at Denver#	L	1-3
10/14	AIR FORCE#	L	0-4
10/16	DENVER#	L	4-5 (2OT)
10/21	at CSU Bakersfield#	L	1-2
10/23	at Seattle#	W	3-2
10/28	SAN JOSE STATE#	L	1-2
10/30	SACRAMENTO STATE#	L	0-2
11/5	at New Mexico#	L	0-3

- (1) Cal State Northridge Labor Day Classic, Northridge, Calif.
- (2) UNLV Nike Invitational, Las Vegas

2012 (Overall 6-14-1, MPSF 4-6-0)

Coch: Rich Ryerson

8/24	at UC Davis	L	0-1
8/26	at Saint Mary's	L	1-2
8/31	at Loyola Marymount	T	1-1 (2OT)
9/2	at Cal State Fullerton	L	1-2 (2OT)
9/7	CAL STATE NORTHRIDGE	W	3-1
9/9	UC RIVERSIDE	L	3-4 (2OT)
9/14	SYRACUSE (1)	L	0-1
9/16	CANISIUS (1)	W	5-1
9/21	at San Diego State	L	1-3
9/23	at Sacramento State	L	2-3 (OT)
9/29	at CSU Bakersfield#	L	1-5
10/5	SEATTLE#	W	3-0
10/7	SAN JOSE STATE#	L	1-2
10/12	at Seattle#	W	2-1
10/14	at San Jose State#	W	3-2
10/19	at New Mexico#	L	0-11

10/21	at Houston Baptist#	L	1-4
10/26	AIR FORCE#	W	3-2 (OT)
10/28	DENVER#	L	0-3
11/2	CSU BAKERSFIELD#	L	0-1 (2OT)
11/8	vs. Air Force (2)	L	2-4

- (1) UNLV Nike Invitational, Las Vegas
- (2) MPSF Tournament, Albuquerque, N.M.

2013 (Overall 7-10-2, WAC 5-4-1)

Coch: Rich Ryerson

8/30	at Delaware	L	1-3
9/1	at UMBC	L	1-3
9/6	BRADLEY (1)	W	4-1
9/8	GEORGIA STATE (1)	W	4-2
9/15	GONZAGA	L	0-2
9/20	at Cal State Fullerton	L	1-2
9/22	at UC Riverside	L	1-2
9/28	SACRAMENTO STATE	L	0-1 (OT)
10/6	BAKERSFIELD%	W	2-0
10/11	at Seattle%	L	1-2 (2OT)
10/13	at San Jose State%	L	0-1
10/18	SEATTLE%	L	0-2
10/20	SAN JOSE STATE%	W	1-0
10/25	KANSAS CITY%	W	2-0
10/27	HOUSTON BAPTIST%	W	5-2
11/1	at Air Force%	T	0-0 (2OT)
11/3	at Grand Canyon%	W	3-1
11/9	at Bakersfield%	L	3-4
11/14	vs. San Jose State (2)	T	2-2 (2OT)~

- (1) UNLV Nike Invitational, Las Vegas
- (2) WAC Tournament, Colorado Springs, Colo.
- ~ Lost PK Shootout 6-5

2014 (Overall 14-5-3, WAC 7-2-1)

Coch: Rich Ryerson

8/29	vs. Western Illinois (1)	W	2-1 (OT)
8/31	at Bradley (1)	W	4-3
9/5	IPFW (2)	W	4-0
9/7	HOWARD (2)	W	4-0
9/12	UMBC (3)	W	1-0
9/14	DETROIT (3)	T	0-0 (2OT)
9/20	at Gonzaga	L	2-4
9/26	UC IRVINE (4)	L	2-4
9/28	UC RIVERSIDE (4)	W	2-0
10/5	GRAND CANYON%	W	3-0
10/10	at Seattle%	W	3-1
10/12	at Utah Valley%	W	1-0
10/17	AIR FORCE%	W	2-0
10/19	UMKC%	L	1-2
10/24	at Incarnate Word%	W	3-2
10/26	at Houston Baptist%	W	3-2
10/31	BAKERSFIELD%	L	1-2
11/2	SAN JOSE STATE%	T	0-0 (2OT)
11/9	at Grand Canyon%	W	2-1
11/14	vs. UMKC (5)	W	3-0
11/16	vs. Bakersfield (5)	T	1-1 (2OT)~
11/20	at UC Irvine (6)	L	0-3

- (1) Hotels at Grand Prairie Classic, Peoria, Ill.
- (2) Johann Memorial Classic, Las Vegas
- (3) UNLV Nike Invitational, Las Vegas
- (4) UNLV Rebel Classic, Las Vegas

- (5) WAC Tournament, Seattle, Wash.
- (6) NCAA Tournament 1st Round, Irvine, Calif.
- ~ Won PK Shootout 4-2

2015 (Overall 12-6-1, WAC 5-4-1)

Coch: Rich Ryerson

8/28	at Cal Poly	L	1-2
8/30	at Loyola Marymount	L	0-2
9/4	SAINT JOSEPH'S (1)	W	3-2
9/6	PACIFIC (1)	W	2-0
9/11	vs Mercer (2)	W	2-0
9/13	vs Bradley (2)	W	4-1
9/20	at San Diego State	W	3-2
9/27	GONZAGA	W	1-0
10/2	HOUSTON BAPTIST%	W	2-1
10/4	UTRGV%	L	0-1
10/9	at San Jose State%	W	1-0
10/11	at CSU Bakersfield %	T	1-1 (2OT)
10/18	INCARNATE WORD%	W	5-1
10/23	vs #19 Seattle%	L	2-3
10/25	UTAH VALLEY%	W	2-1 (OT)
10/30	UMKC%	L	2-3
11/1	at Air Force%	L	1-2
11/7	at Grand Canyon%	W	4-0
11/12	vs #6 San Jose State(3)	W	3-1
11/13	vs. Utah Valley (3)	L	0-1

- (1) Johann Memorial Classic (Las Vegas)
- (2) Holiday Inn Express Invitational (Orem, Utah)
- (3) WAC Tournament (Kansas City, Mo.)

2016 (Overall 10-12-2, WAC 5-4-1)

Coch: Rich Ryerson

8/26	at Old Dominion	L	1-3
8/28	at VCU	W	2-1 (2OT)
9/2	CS FULLERTON (1)	L	1-3
9/4	UC RIVERSIDE (1)	W	2-1
9/9	at Pacific	L	2-4
9/11	at Saint Mary's	L	1-4
9/17	OREGON STATE	L	0-2
9/20	SAN DIEGO	L	3-4
9/23	at Gonzaga	L	0-2
9/30	CSU BAKERSFIELD%	W	3-1
10/2	SAN JOSE STATE%	W	4-0
10/6	at UTRGV%	L	1-2
10/8	at Incarnate Word%	L	1-2
10/14	GRAND CANYON%	T	2-2 (2OT)
10/21	AIR FORCE%	W	3-2
10/23	at Houston Baptist%	W	1-0
10/27	at Seattle%	L	1-4
10/29	at Utah Valley%	L	1-2
11/5	UMKC%	W	3-1
11/10	vs UTRGV (2)	W	3-2
11/11	at Utah Valley (2)	W	1-0
11/13	at Air Force (2)	W	2-1
11/17	at San Diego State (3)	T	1-1 (2OT)~
11/20	at Denver (4)	L	0-3

- (1) Johann Memorial Classic (Las Vegas)
- (2) WAC Tournament (Orem, Utah)
- (3) NCAA First Round (San Diego, Calif.)
- (4) NCAA Second Round (Denver, Colo.)
- ~ Won PK Shootout 6-5

YEAR-BY-YEAR RECORDS

SEVEN NCAA APPEARANCES



UNLV won its first-ever conference tournament championship when it topped CSU Bakersfield in a PK Shootout 4-2 in 2014 in Seattle.

10/11	Seattle %	T	2-2
10/13	San Jose State %	W	2-1
10/20	at Incarnate Word %	W	1-0
10/25	Kansas City %	W	4-1
10/27	Houston Baptist %	L	1-3
10/31	at Utah Valley %	L	1-3
11/2	at Air Force %	L	2-3
11/9	at Grand Canyon %	W	2-1

KEY
 HOME MATCHES IN CAPS
 ^ Southern California Intercollegiate Soccer Association Match
 * Big West Conference Match
 % Western Athletic Conference Match
 # MPSF Match

2017 (Overall 11-9-1, WAC 7-3-0)

Coach: Rich Ryerson

8/25	at Portland	W	3-2 (2OT)
8/28	at Oregon State	L	0-1 (OT)
9/1	at New Mexico	L	0-3
9/8	#11 Pacific	L	0-3
9/11	at UCLA	L	0-1
9/15	Saint Francis	L	0-1 (OT)
9/17	Gonzaga	W	3-0
9/22	at Cal State Fullerton	L	0-1
9/24	Oral Roberts	W	5-1
9/28	Houston Baptist%	W	3-1
10/6	at San Jose State%	W	5-2
10/8	at CSU Bakersfield%	L	0-1
10/13	UTRGV%	W	3-2
10/15	Incarnate Word%	W	1-0
10/20	at Air Force %	L	0-3
10/22	at UMKC%	W	3-1
10/27	at Utah Valley%	L	2-3
11/5	SEATTLE%	W	2-1 (2OT)
11/4	at Grand Canyon%	W	4-1
11/8	GRAND CANYON (2)	W	2-1
11/10	SEATTLE (3)	T	0-0 (2OT)-
(1) Johann Memorial Classic (Las Vegas)			
(2) WAC Tournament (Las Vegas)			
~ Lost PK Shootout 4-2			

9/7	WOFFORD (2)	w	3-1
9/9	CAL STATE FULLERTON(2)	L	0-1
9/14	at UC Riverside	W	3-2
9/16	at San Diego	L	0-1(OT)
9/22	URGV	L	0-2
9/24	at San Diego State	L	1-2
9/28	CAL BAPTIST	W	1-0
9/30	CSU BAKERSFIELD	T	0-0(2OT)
10/5	at Seattle	L	0-4
10/7	San Jose St	L	1-2
10/13	INCARNATE WORD	W	3-2
10/19	at UMKC%	W	1-0
10/21	at Houston Baptist	W	1-0
10/26	AIR FORCE	L	2-5
10/28	UTAH VALLEY	W	2-1(2OT)
11/2	GRAND CANYON	L	1-2
11/7	UTRGV	L	1-4
(1) Utah Valley Soccer Invitational (Orem, Utah)			
(2) Johann Memorial Classic			

2019 (Overall 6-12-1), WAC 4-6-1)

Coach: Rich Ryerson

8/30	at UC Santa Barbara	L	1-2
9/2	San Diego State	L	2-3
9/6	at Drake	L	3-4
9/9	at Omaha	W	3-1
9/13	at Pacific	W	2-0
9/15	at San Francisco	L	0-1
9/19	Saint Mary's	L	0-2
9/22	Santa Clara	L	1-3
9/28	UTRGV %	L	0-2
10/4	at CSU Bakersfield %	L	0-1
10/6	at California Baptist %	L	0-4

2018 (Overall 10-10-1), WAC 5-5-1)

Coach: Rich Ryerson

8/24	FLORIDA ATLANTIC (1)	W	3-0
8/26	EVANSVILLE (1)	W	4-1
8/31	at Tulsa	W	1-0
9/2	at Oral Roberts	L	1-2(OT)



ALL-TIME SERIES RECORDS

'14, '16 WAC CHAMPIONS

School	W	L	T	Last	School	W	L	T	Last
Adelphi	1	0	0	1982	Florida Gulf Coast	1	1	0	2009
Air Force	16	22	3	2019	Fresno Pacific	4	1	0	1980
Alabama A&M	3	0	0	2010	Fresno State	5	17	1	2001
American	1	1	0	1995	George Mason	0	1	0	1993
Arizona	1	1	1	1977	Georgia State	1	0	0	2013
Arizona State	6	0	1	1979	Gonzaga	4	8	0	2017
Azusa Pacific	2	3	0	1981	Grand Canyon	7	2	1	2019
Barstow JC	1	0	0	1977	Green Bay	3	2	0	2011
Biola	3	0	0	1980	Harvard	0	1	0	1991
Boston University	0	0	1	1995	Hofstra	1	0	0	2002
Boston College	0	1	0	2002	Houston Baptist	7	2	0	2019
Bowling Green	2	0	0	2003	Howard	1	0	0	2014
Bradley	3	0	0	2015	Illinois-Chicago	0	0	1	2009
Brigham Young	11	1	1	1984	Incarnate Word	5	1	0	2019
California	3	3	1	2010	Indiana	1	2	0	1993
Cal Baptist	3	1	0	2019	IPFW	1	0	0	2014
Cal Lutheran	1	0	0	1976	Jacksonville	1	0	0	2008
Cal Poly	6	2	0	2015	Kansas City	6	2	0	2019
Cal State Dominguez Hills	0	1	0	1981	Kentucky	0	2	0	1999
Cal State Fullerton	13	22	2	2018	Long Beach State	7	1	0	1984
Cal State Hayward	3	0	0	1979	Loyola Marymount	6	3	2	2015
Cal State Los Angeles	3	0	0	1989	Louisville	1	0	0	2000
Cal State Northridge	9	9	0	2012	Marquette	1	0	0	1995
Cal St San Bernardino	3	0	1	1996	Marshall	1	0	0	2002
Canisius	1	0	0	2012	Massachusetts	1	0	0	1998
Central Arkansas	0	1	0	2009	Memphis	0	1	0	1998
Central Florida	1	1	0	2002	Mercer	1	0	0	2015
Centenary	2	0	0	2009	Metro State	1	0	0	1975
Chapman College	1	4	0	1982	Michigan State	1	1	0	1997
College of Charleston	0	1	0	1994	Midwestern State	1	0	0	1979
Chico State	2	2	0	1979	Missouri State	2	0	0	2007
Cleveland State	1	0	1	1995	Mount St. Mary's	1	0	0	2010
Colorado College	1	2	0	1981	Navy	2	0	0	2004
Connecticut	2	1	0	2002	Nevada, Reno	1	0	1	1979
Creighton	1	2	0	2003	New Mexico	9	26	0	2017
CSU Bakersfield	3	9	3	2019	North Carolina	0	1	0	1994
Cuauhtemoc College	1	0	0	1975	North Texas	1	0	1	1992
Davidson	1	1	0	2003	Northern Illinois	1	1	0	2002
Delaware	0	1	0	2013	Northwestern	1	0	0	2005
Denver	5	13	2	2016	Notre Dame	1	0	1	2000
Detroit	1	0	1	2014	Ohio State	1	1	0	2000
Dixie State	First Meeting				Old Dominion	2	1	1	2016
Drake	0	2	1	2019	Omaha	1	0	0	2019
Drury	1	0	0	2000	Oral Roberts	2	1	1	2018
East Los Angeles JC	1	0	0	1974	Oregon State	0	6	0	2017
Evansville	3	1	2	2018	Pacific	5	2	0	2019
Florida Atlantic	2	0	0	2018	Pennsylvania	1	0	0	1991

ALL-TIME SERIES RECORDS

SEVEN NCAA APPEARANCES



School	W	L	T	Last	School	W	L	T	Last
Penn State	1	0	0	1990	Tulsa	4	3	0	2018
Pepperdine	1	1	0	1974	UCLA	2	20	2	2017
Pittsburgh	0	0	1	2007	UC Davis	1	1	0	2012
Point Loma College	1	0	0	1981	UC Irvine	18	6	1	2014
Pomona Pitzer	0	1	0	1980	UC Riverside	8	6	0	2018
Portland	6	4	0	2017	UC San Diego	4	0	0	1982
Radford	1	0	0	2008	UC Santa Barbara	15	13	4	2019
Robert Morris	1	1	0	2010	UMBC	1	4	0	2014
Rutgers	1	1	0	1996	USC	1	1	0	1980
Sacramento State	4	15	2	2013	US International	4	6	1	1984
Saint Francis (Pa.)	0	1	0	2017	Utah State	3	0	0	1977
Saint John's	0	1	0	1996	Utah Valley	4	3	0	2019
Saint Joseph's	1	0	0	2015	UTRGV	3	5	0	2019
Saint Mary's	8	4	1	2019	Valparaiso	0	1	0	2010
San Diego	10	10	1	2018	Vanderbilt	1	1	0	2001
San Diego State	11	21	6	2019	VCU	1	0	0	2016
San Francisco	4	6	2	2019	Virginia	1	1	1	1995
San Jose State	28	15	5	2019	Washington	2	6	2	2004
Santa Clara	4	2	1	2019	West Virginia	1	0	0	1999
Seattle Pacific	3	3	1	1997	Western Illinois	1	0	0	2014
Seattle University	5	7	2	2019	Western Kentucky	1	2	0	2001
Simon Fraser	0	1	0	1979	Westmont College	1	5	1	1985
SMU	0	9	2	2000	Whittier College	1	0	0	1975
South Alabama	0	1	0	1992	William & Mary	0	2	0	1986
South Carolina	0	4	0	1997	Wisconsin	0	2	0	2005
Southern Calif. Coll.	2	0	0	1977	Wisconsin-Milwaukee	1	1	0	2005
Southern Conn. St.	1	0	0	1992	Wofford	1	0	0	2018
Stanford	6	3	0	2010	Woodbury College	1	0	0	1974
Syracuse	0	1	0	2012	Xavier	0	1	0	2007
TCU	3	2	0	1998	Totals	407	399	68	
Temple	0	0	1	2006	2020-21 Opponents in BOLD				





SERIES GAME-BY-GAME

'14, '16 WAC CHAMPIONS

Adelphi 1-0-0
(1-0-0 Home, 0-0-0 Away, 0-0-0 Neutral)

Year	Site	Result
Sept. 7, 1982	H	W, 3-1

Air Force 16-22-3
(9-6-1 Home, 3-13-1 Away, 4-3-1 Neutral)

Year	Site	Result
Oct. 3, 1980	N	L, 2-3
Sept. 6, 1981	A	W, 1-0
Oct. 4, 1986	N	T, 1-1 (OT)
Sept. 11, 1987	H	W, 3-1
Sept. 12, 1992	H	W, 3-1
Sept. 26, 1993	A	L, 0-8
Oct. 13, 1996	H	T, 1-1 (OT)
Nov. 2, 1997	A	L, 2-4
Oct. 9, 1998	H	L, 1-3
Sept. 24, 1999	N	W, 1-0
Oct. 13, 2000	N	W, 1-0
Oct. 21, 2001	A	L, 0-5
Oct. 27, 2002	H	W, 6-0
Nov. 14, 2002	N	W, 1-1 (OT)
Nov. 2, 2003	A	W, 2-0
Nov. 13, 2003	N	L, 1-3
Oct. 10, 2004	H	W, 2-1
Nov. 5, 2004	A	L, 0-3
Oct. 9, 2005	A	L, 0-1
Nov. 11, 2005	H	L, 1-3
Sept. 29, 2006	A	L, 0-1 (OT)
Nov. 5, 2006	H	L, 1-2
Oct. 5, 2007	H	W, 1-0 (2OT)
Nov. 18, 2007	A	L, 0-1
Oct. 3, 2008	A	L, 0-1
Nov. 16, 2008	H	L, 0-2
Oct. 25, 2009	A	L, 1-2
Oct. 8, 2010	H	W, 1-0
Oct. 15, 2010	A	L, 0-2
Oct. 7, 2011	A	W, 1-0
Oct. 14, 2011	H	L, 0-4
Oct. 26, 2012	H	W, 3-2 (OT)
Nov. 8, 2012	N	L, 2-4
Nov. 1, 2013	A	T, 0-0 (2OT)
Oct. 17, 2014	H	W, 2-0
Nov. 1, 2015	A	L, 1-2
Oct. 21, 2016	H	W, 3-2
Nov. 13, 2016	N	W, 2-1
Oct. 20, 2017	A	L, 3-0
Oct. 26, 2018	H	L, 2-5
Nov. 2, 2019	A	L, 2-3

Alabama A&M 3-0-0
(0-0-0 Home, 0-0-0 Away, 3-0-0 Neutral)

Year	Site	Result
Sept. 18, 1988	N	W, 4-0
Oct. 15, 2000	N	W, 2-0
Sept. 6, 2010	N	W, 8-1

American 1-1-0
(1-0-0 Home, 0-0-0 Away, 0-1-0 Neutral)

Year	Site	Result
Sept. 5, 1984	H	W, 1-0 (OT)
Sept. 4, 1995	N	L, 0-2

Arizona 1-1-1
(1-1-0 Home, 0-0-1 Away, 0-0-0 Neutral)

Year	Site	Result
Sept. 28, 1974	H	W, 6-2
Nov. 10, 1974	A	T, 2-2 (OT)
Sept. 13, 1975	H	L, 1-2

Arizona State 6-0-1
(5-0-0 Home, 0-0-1 Away, 1-0-0 Neutral)

Year	Site	Result
Sept. 28, 1974	H	W, 3-1
Nov. 9, 1974	A	T, 2-2 (OT)
Nov. 1, 1975	H	W, 2-1
Nov. 22, 1976	H	W, 7-3
Oct. 15, 1977	N	W, 3-2
Oct. 21, 1975	H	W, 3-0
Nov. 2, 1979	H	W, 9-1

Azusa Pacific 2-3-0
(2-1-0 Home, 0-2-0 Away, 0-0-0 Neutral)

Year	Site	Result
Oct. 21, 1978	A	L, 2-3
Sept. 15, 1979	H	W, 2-1
Sept. 13, 1980	A	L, 2-4
Sept. 19, 1980	H	L, 2-4
Sept. 12, 1981	H	W, 3-2

Barstow JC 1-0-0
(1-0-0 Home, 0-0-0 Away, 0-0-0 Neutral)

Year	Site	Result
Sept. 24, 1977	H	W, 4-0

Biola 3-0-0
(2-0-0 Home, 1-0-0 Away, 0-0-0 Neutral)

Year	Site	Result
Oct. 29, 1977	H	W, 2-1
Oct. 13, 1979	A	W, 2-0
Oct. 25, 1980	H	4-0

Boston University 0-0-1
(0-0-0 Home, 0-0-0 Away, 0-0-1 Neutral)

Year	Site	Result
Sept. 10, 1995	N	T, 2-2 (OT)

Boston College 0-1-0
(0-0-0 Home, 0-0-0 Away, 0-1-0 Neutral)

Year	Site	Result
Sept. 6, 2002	N	L, 2-3 (2OT)

Bowling Green 2-0-0
(0-0-0 Home, 0-0-0 Away, 2-0-0 Neutral)

Year	Site	Result
Sept. 13, 1985	N	W, 4-1
Sept. 21, 2003	N	W, 3-2 (2OT)

Bradley 3-0-0
(0-0-0 Home, 0-0-0 Away, 3-0-0 Neutral)

Year	Site	Result
Sept. 6, 2013	N	W, 4-1
Aug. 31, 2014	N	W, 4-3
Sept. 13, 2015	N	W, 4-1

Brigham Young 11-1-1
(2-1-0 Home, 1-0-0 Away, 8-0-1 Neutral)

Year	Site	Result
Nov. 2, 1974	H	W, 2-0
Oct. 11, 1975	N	W, 3-2 (OT)
Oct. 8, 1976	H	W, 6-1
Oct. 16, 1977	N	W, 1-0
Sept. 22, 1978	N	W, 4-0
Sept. 28, 1978	A	W, 3-1
Sept. 8, 1979	H	W, 10-0
Oct. 4, 1980	N	W, 2-1
Oct. 12, 1981	H	L, 0-2
Oct. 16, 1982	N	T, 2-2 (OT)
Sept. 2, 1983	N	W, 5-2
Oct. 15, 1983	N	W, 4-1
Oct. 5, 1984	N	W, 1-0

California 3-3-1
(0-0-0 Home, 1-1-0 Away, 2-2-1 Neutral)

Year	Site	Result
Oct. 9, 1982	A	W, 3-2
Nov. 16, 1983	N	W, 3-1 (OT)
Sept. 25, 1992	N	T, 2-2 (OT)
Oct. 31, 1993	A	L, 0-1
Sept. 25, 1994	N	W, 1-0
Oct. 4, 1998	N	L, 0-1
Sept. 12, 2010	N	L, 0-3

Cal Baptist 3-1-0
(3-0-0 Home, 0-1-0 Away, 0-0-0 Neutral)

Year	Site	Result
Sept. 20, 1975	H	W, 5-0
Oct. 1, 1976	H	W, 7-0
Sept. 28, 2018	H	W, 1-0
Oct. 6, 2019	A	L, 0-4

Cal Lutheran 1-0-0
(1-0-0 Home, 0-0-0 Away, 0-0-0 Neutral)

Year	Site	Result
Oct. 30, 1976	H	W, 6-0

Cal Poly 6-2-0
(2-0-0 Home, 2-2-0 Away, 2-0-0 Neutral)

Year	Site	Result
Nov. 7, 1986	A	W, 1-0
Nov. 11, 1977	H	W, 4-3
Sept. 22, 2000	H	W, 2-1
Sept. 15, 2002	N	W, 2-1 (OT)
Sept. 14, 2007	N	W, 4-3
Sept. 1, 2009	A	W, 1-0 (2OT)
Aug. 27, 2011	A	L, 0-1
Aug. 28, 2015	A	L, 1-2

SERIES GAME-BY-GAME

SEVEN NCAA APPEARANCES



Cal State Dominguez Hills 0-1-0
(0-0-0 Home, 0-1-0 Away, 0-0-0 Neutral)

Year	Site	Result
Oct. 3, 1983	H	L, 0-2

Cal State Fullerton 13-22-2
(9-6-1 Home, 4-15-1 Away, 0-1-0 Neutral)

Year	Site	Result
Sep. 16, 1975	A	T, 3-3(OT)
Sep. 26, 1976	H	W, 2-0
Oct. 16, 1977	A	L, 3-4
Oct. 14, 1978	H	L, 1-3
Oct. 14, 1979	A	W, 2-1
Sep. 6, 1980	H	L, 1-2
Sep. 26, 1981	A	L, 2-3
Sep. 19, 1982	H	T, 1-1 (2OT)
Sep. 21, 1983	A	W, 3-1
Sep. 15, 1984	H	W, 4-0
Oct. 27, 1985	A	W, 1-0
Nov. 2, 1985	H	W, 3-2
Oct. 31, 1986	A	L, 1-2 (OT)
Oct. 25, 1987	H	W, 3-2 (OT)
Oct. 31, 1987	A	L, 1-2
Oct. 9, 1988	A	L, 1-2
Oct. 30, 1988	H	W, 5-1
Oct. 13, 1989	A	L, 1-2
Oct. 27, 1989	H	L, 0-2
Sep. 21, 1990	H	W, 2-1
Oct. 5, 1990	A	L, 1-2
Sep. 29, 1991	A	L, 1-2
Oct. 31, 1991	H	W, 4-3
Oct. 25, 1992	A	L, 0-9
Oct. 17, 1993	H	W, 2-1
Oct. 14, 1994	A	L, 0-3
Oct. 13, 1995	H	W, 2-1 (OT)
Oct. 17, 1999	H	L, 2-6
Oct. 22, 2000	A	L, 1-2
Oct. 2, 2005	A	L, 1-2 (OT)
Sep. 24, 2006	H	L, 2-3
Sep. 5, 2008	A	W, 1-0
Sep. 3, 2011	N	L, 1-5
Sep. 2, 2012	A	L, 1-2 (2OT)
Sep. 20, 2013	A	L, 1-2
Sep. 2, 2016	H	L, 1-3
Sep. 22, 2017	A	L, 0-1
Sep. 9, 2018	H	L, 0-1

Cal State Hayward 3-0-0
(0-0-0 Home, 0-0-0 Away, 3-0-0 Neutral)

Year	Site	Result
Sep. 9, 1977	N	W, 2-1
Sep. 23, 1978	N	W, 2-0
Sep. 21, 1979	N	W, 2-1

Cal State Los Angeles 3-0-0
(1-0-0 Home, 0-0-0 Away, 0-0-0 Neutral)

Year	Site	Result
Sep. 19, 1976	H	W, 5-1
Sep. 27, 1987	N	W, 3-1
Oct. 29, 1989	H	W, 4-1 (OT)

Cal State Northridge 9-9-0
(4-1-0 Home, 2-4-0 Away, 3-4-0 Neutral)

Year	Site	Result
Oct. 23, 1976	A	W, 6-1
Sept. 17, 1978	H	W, 6-0
Oct. 20, 1978	A	L, 4-5
Sept. 14, 1985	N	W, 4-0
Sept. 24, 1989	N	W, 2-1
Oct. 16, 1992	H	W, 3-2
Oct. 22, 1993	A	L, 1-2
Oct. 23, 1994	H	L, 0-1
Oct. 22, 1995	A	L, 1-3
Oct. 22, 1999	A	W, 3-1
Oct. 8, 2000	H	W, 1-0
Sept. 26, 2003	N	L, 1-2
Sept. 24, 2004	A	L, 1-3
Sept. 17, 2005	N	L, 3-5
Sept. 16, 2007	N	L, 0-1
Sept. 7, 2008	N	L, 0-2
Sept. 1, 2011	N	W, 2-1 (OT)
Sept. 7, 2012	H	W, 3-1

Cal State San Bernardino 3-0-1
(2-0-0 Home, 1-0-1 Away, 0-0-0 Neutral)

Year	Site	Result
Nov. 3, 1991	A	T, 0-0 (OT)
Nov. 2, 1992	H	W, 4-2
Sept. 17, 1995	H	W, 5-2
Oct. 25, 1996	A	W, 2-1 (OT)

Canisius 1-0-0
(0-0-0 Home, 0-0-0 Away, 1-0-0 Neutral)

Year	Site	Result
Sept. 16, 2012	N	W, 5-1

Central Arkansas 0-1-0
(0-0-0 Home, 0-0-0 Away, 0-1-0 Neutral)

Year	Site	Result
Sept. 4, 2009	N	L, 2-3

Central Florida 1-1-0
(0-0-0 Home, 0-0-0 Away, 1-1-0 Neutral)

Year	Site	Result
Sept. 13, 1998	N	L, 0-2
Sept. 22, 2002	N	W, 3-2

Centenary 2-0-0
(0-0-0 Home, 0-0-0 Away, 2-0-0 Neutral)

Year	Site	Result
Sept. 26, 1999	N	W, 6-3
Sept. 13, 2009	N	W, 1-0

Chapman College 1-4-0
(1-2-0 Home, 0-2-0 Away, 0-0-0 Neutral)

Year	Site	Result
Oct. 16, 1976	H	W, 3-0
Oct. 29, 1978	A	L, 1-4
Oct. 21, 1979	H	L, 2-3
Sept. 25, 1981	A	L, 2-3
Oct. 31, 1982	H	L, 0-1

College of Charleston 0-1-0
(0-0-0 Home, 0-1-0 Away, 0-0-0 Neutral)

Year	Site	Result
Sept. 18, 1994	N	L, 2-3 (OT)

Chico State 2-2-0
(0-0-0 Home, 0-1-0 Away, 2-1-0 Neutral)

Year	Site	Result
Sept. 25, 1975	N	W, 2-1
Sept. 10, 1977	A	L, 0-1
Sept. 22, 1978	N	L, 0-3
Sept. 22, 1979	N	W, 3-2

Cleveland State 1-0-1
(1-0-1 Home, 0-0-0 Away, 0-0-0 Neutral)

Year	Site	Result
Sept. 5, 1985	H	W, 3-0
Sept. 16, 1995	H	T, 1-1 (OT)

Colorado College 1-2-0
(0-1-0 Home, 1-1-0 Away, 0-0-0 Neutral)

Year	Site	Result
Sept. 24, 1976	H	L, 1-3
Sept. 30, 1978	A	W, 3-1
Sept. 5, 1981	A	L, 1-2

Connecticut 2-1-0
(2-0-0 Home, 0-1-0 Away, 0-0-0 Neutral)

Year	Site	Result
Sept. 9, 1988	H	W, 3-1
Sept. 23, 2001	H	W, 6-1
Sept. 8, 2002	A	L, 0-5

Creighton 1-2-0
(0-0-0 Home, 1-1-0 Away, 0-1-0 Neutral)

Year	Site	Result
Sept. 19, 1993	N	L, 2-8
Sept. 3, 1994	A	L, 0-3
Sept. 12, 2003	A	W, 2-0

CSU Bakersfield 3-9-3
(3-4-1 Home, 0-5-1 Away, 0-0-1 Neutral)

Year	Site	Result
Sept. 28, 2007	H	W, 2-0
Oct. 16, 2010	H	L, 1-3
Oct. 22, 2010	H	L, 1-2
Oct. 21, 2011	A	L, 1-2
Sept. 29, 2012	A	L, 1-5
Nov. 2, 2012	H	L, 0-1 (2OT)
Oct. 6, 2013	H	W, 2-0
Nov. 9, 2013	A	L, 3-4
Oct. 31, 2014	H	L, 1-2
Nov. 16, 2014	N	T, 1-1 (2OT)
Oct. 11, 2015	A	T, 1-1 (2OT)
Sept. 30, 2016	H	W, 3-1
Oct. 8, 2017	A	L, 1-0
Sept. 30, 2018	H	T, 0-0 (2OT)
Oct. 4, 2019	A	L, 0-1



SERIES GAME-BY-GAME

'14, '16 WAC CHAMPIONS

Cuauhtemoc College 1-0-0
(1-0-0 Home, 0-0-0 Away, 0-0-0 Neutral)

Year	Site	Result
Sept. 14, 1975	H	W, 2-1

Davidson 1-1-0
(1-1-0 Home, 0-0-0 Away, 0-0-0 Neutral)

Year	Site	Result
Sept. 15, 1996	H	W, 2-0
Sept. 7, 2003	H	L, 1-3

Delaware 0-1-0
(0-0-0 Home, 0-1-0 Away, 0-0-0 Neutral)

Year	Site	Result
Aug. 30, 2013	A	L, 1-3

Denver 5-13-2
(3-5-1 Home, 2-8-1 Away, 1-0-0 Neutral)

Year	Site	Result
Oct. 19, 2001	A	L, 2-3
Oct. 25, 2002	H	W, 2-1
Oct. 30, 2003	A	W, 1-0
Oct. 8, 2004	H	W, 1-0
Nov. 7, 2004	A	L, 0-2
Oct. 7, 2005	A	L, 0-2
Nov. 13, 2005	H	L, 0-1
Oct. 1, 2006	A	L, 0-5
Nov. 3, 2006	H	W, 2-0
Oct. 7, 2007	H	L, 1-2
Nov. 16, 2007	A	L, 0-1
Oct. 5, 2008	A	L, 0-1
Nov. 14, 2008	H	L, 1-3
Oct. 23, 2009	A	T, 2-2 (2OT)
Oct. 10, 2010	H	T, 0-0 (2OT)
Oct. 17, 2010	A	W, 1-0
Oct. 9, 2011	A	L, 1-3
Oct. 16, 2011	H	L, 4-5 (2OT)
Oct. 28, 2012	H	L, 0-3
Nov. 20, 2016	A	L, 0-3

Detroit 1-0-1
(0-0-0 Home, 0-0-0 Away, 1-0-1 Neutral)

Year	Site	Result
Sept. 10, 1999	H	W, 4-3
Sept. 14, 2014	H	T, 0-0 (2OT)

Drake 0-2-1
(0-1-1 Home, 0-1-0 Away, 0-0-0 Neutral)

Year	Site	Result
Sept. 19, 2003	H	L, 1-3
Sept. 21, 2007	H	T, 2-2 (2OT)
Sept. 6, 2019	A	L, 3-4

Drury 1-0-0
(0-0-0 Home, 0-0-0 Away, 1-0-0 Neutral)

Year	Site	Result
Sept. 29, 2000	N	W, 3-0

East Los Angeles JC 1-0-0
(0-0-0 Home, 0-0-0 Away, 1-0-0 Neutral)

Year	Site	Result
Nov. 23, 1974	H	W, 2-1

Evansville 3-1-2
(2-0-0 Home, 0-0-1 Away, 1-1-1 Neutral)

Year	Site	Result
Sept. 3, 1983	H	W, 2-0
Sept. 20, 1992	N	T, 0-0 (OT)
Sept. 22, 1996	H	W, 3-0
Oct. 3, 1997	A	T, 1-1 (OT)
Sept. 13, 2002	N	L, 2-1 (OT)
Aug. 26, 2018	N	W, 4-1

Florida Atlantic 2-0-0
(0-0-0 Home, 1-0-0 Away, 1-0-0 Neutral)

Year	Site	Result
Sept. 7, 2007	A	W, 2-1
Aug. 24, 2018	N	W, 3-0

Florida Gulf Coast 1-1-0
(1-0-0 Home, 0-1-0 Away, 0-0-0 Neutral)

Year	Site	Result
Sept. 7, 2007	A	L, 1-2
Sept. 20, 2009	H	W, 3-2

Fresno Pacific 4-1-0
(1-0-0 Home, 3-1-0 Away, 0-0-0 Neutral)

Year	Site	Result
Nov. 6, 1976	A	W, 3-1
Sept. 16, 1977	A	W, 2-0
Nov. 22, 1979	A	W, 3-1
Sept. 5, 1980	H	W, 1-1
Sept. 20, 1980	A	L, 1-2

Fresno State 5-17-1
(4-6-1 Home, 1-10-0 Away, 0-1-0 Neutral)

Year	Site	Result
Sept. 19, 1980	N	L, 1-2
Sept. 25, 1985	H	L, 2-3
Sept. 14, 1983	A	L, 0-2
Nov. 13, 1983	A	L, 1-2
Sept. 22, 1984	H	L, 1-2 (OT)
Sept. 18, 1985	A	W, 1-0 (OT)
Nov. 17, 1985	H	W, 2-1
Sept. 26, 1986	H	L, 0-1
Oct. 18, 1987	H	W, 5-1
Oct. 28, 1987	A	L, 1-2
Oct. 17, 1988	A	L, 0-2
Oct. 21, 1988	H	W, 3-0
Nov. 13, 1988	A	L, 1-2 (PK)
Sept. 29, 1989	H	L, 0-2
Nov. 2, 1989	A	L, 0-2
Sept. 27, 1990	A	L, 0-4
Nov. 4, 1990	H	L, 1-2 (OT)
Oct. 13, 1991	H	L, 1-2 (OT)
Oct. 19, 1991	A	L, 2-5
Oct. 20, 1996	A	L, 0-6
Oct. 26, 1997	H	T, 1-1 (OT)
Oct. 16, 1998	A	L, 2-3
Oct. 14, 2001	H	W, 1-0 (OT)

George Mason 0-1-0
(0-0-0 Home, 0-0-0 Away, 0-1-0 Neutral)

Year	Site	Result
Sept. 24, 1993	N	L, 1-3

Georgia State 1-0-0
(1-0-0 Home, 0-0-0 Away, 0-0-0 Neutral)

Year	Site	Result
Sept. 8, 2013	H	W, 4-2

Gonzaga 4-8-0
(3-5-0 Home, 0-3-0 Away, 1-0-0 Neutral)

Year	Site	Result
Oct. 14, 1982	N	W, 3-2 (OT)
Sept. 29, 1996	H	L, 0-3
Sept. 5, 1997	H	L, 1-2
Sept. 19, 1999	H	W, 4-3
Sept. 28, 2003	H	L, 2-3
Aug. 25, 2006	A	L, 1-3
Sept. 12, 2008	H	L, 1-2
Sept. 15, 2013	H	L, 0-2
Sept. 20, 2014	A	L, 2-4
Sept. 27, 2015	H	W, 1-0
Sept. 23, 2016	A	L, 0-2
Sept. 17, 2017	H	W, 3-0

Grand Canyon 7-2-1
(2-2-1 Home, 5-0 Away, 0-0 Neutral)

Year	Site	Result
Sept. 10, 2000	H	L, 2-3
Nov. 3, 2013	A	W, 3-1
Oct. 5, 2014	H	W, 3-0
Nov. 9, 2014	A	W, 2-1
Nov. 7, 2015	A	W, 4-0
Oct. 14, 2016	H	T, 2-2 (2OT)
Nov. 4, 2017	A	W, 4-1
Nov. 8, 2017	H	W, 2-1
Nov. 2, 2018	H	L, 1-2
Nov. 9, 2019	A	W, 2-1

Green Bay 3-2-0
(2-1-0 Home, 0-1-0 Away, 1-0-0 Neutral)

Year	Site	Result
Oct. 14, 1983	N	W, 3-2
Sept. 21, 1986	H	W, 4-0
Sept. 6, 1991	H	W, 3-2
Sept. 17, 2010	A	L, 1-2
Sept. 11, 2011	H	L, 1-2

Harvard 0-1-0
(0-1-0 Home, 0-0-0 Away, 0-0-0 Neutral)

Year	Site	Result
Sept. 14, 1991	H	L, 0-2

Hofstra 1-0-0
(1-0-0 Home, 0-0-0 Away, 0-0-0 Neutral)

Year	Site	Result
Sept. 20, 2002	H	W, 2-0

SERIES GAME-BY-GAME

'14, '16 WAC CHAMPIONS



Houston Baptist 7-2-0
(4-1 Home, 3-1 Away, 0-0 Neutral)

Year	Site	Result
Oct. 11, 2009	H	W, 4-2
Oct. 21, 2012	A	L, 1-4
Oct. 27, 2013	H	W, 5-2
Oct. 26, 2014	A	W, 3-2
Oct. 2, 2015	H	W, 2-1
Oct. 23, 2016	A	W, 1-0
Sep. 28, 2017	H	W, 3-1
Oct. 21, 2018	A	W, 1-0
Oct. 27, 2019	H	L, 1-3

Howard 1-0-0
(1-0-0 Home, 0-0-0 Away, 0-0-0 Neutral)

Year	Site	Result
Sept. 14, 2014	H	W, 4-0

Illinois-Chicago 0-0-1
(0-0-1 Home, 0-0-0 Away, 0-0-0 Neutral)

Year	Site	Result
Sept. 18, 2009	H	T, 1-1 (2OT)

Incarnate Word 5-1-0
(3-0-0 Home, 2-1-0 Away, 0-0-0 Neutral)

Year	Site	Result
Oct. 24, 2014	A	W, 3-2
Oct. 18, 2015	H	W, 5-1
Oct. 8, 2016	A	L, 1-2
Oct. 15, 2017	H	W, 1-0
Oct. 13, 2018	H	W, 3-2
Oct. 20, 2019	A	W, 1-0

Indiana 1-2-0
(1-1-0 Home, 0-1-0 Away, 0-0-0 Neutral)

Year	Site	Result
Sept. 2, 1984	H	L, 1-2
Sept. 2, 1990	H	W, 2-0
Sept. 4, 1993	A	L, 0-1

IPFW 1-0-0
(1-0-0 Home, 0-0-0 Away, 0-0-0 Neutral)

Year	Site	Result
Sept. 5, 2014	H	W, 4-0

Jacksonville 1-0-0
(1-0-0 Home, 0-0-0 Away, 0-0-0 Neutral)

Year	Site	Result
Aug. 30, 2008	H	W, 2-0

Kansas City 6-2-0
(3-2-0 Home, 2-0-0 Away, 1-0-0 Neutral)

Year	Site	Result
Oct. 25, 2013	H	W, 2-0
Oct. 19, 2014	H	L, 1-2
Nov. 14, 2014	N	W, 3-0
Oct. 30, 2015	H	L, 2-3
Nov. 5, 2016	H	W, 3-1
Oct. 22, 2017	A	W, 3-1
Oct. 19, 2018	A	W, 1-0

Oct. 25, 2019.....H..... W, 4-1

Kentucky 0-2-0
(0-2-0 Home, 0-0-0 Away, 0-0-0 Neutral)

Year	Site	Result
Sept. 19, 1997	H	L, 1-2 (OT)
Sept. 5, 1999	H	L, 0-1

Long Beach State 7-1-0
(4-0-0 Home, 3-1-0 Away, 0-0-0 Neutral)

Year	Site	Result
Oct. 8, 1977	H	W, 4-0
Oct. 22, 1978	A	L, 2-3
Nov. 4, 1979	H	W, 3-2
Oct. 19, 1980	A	W, 4-1
Oct. 21, 1981	H	W, 3-2
Nov. 10, 1982	A	W, 4-1
Nov. 11, 1983	H	W, 3-0
Sept. 19, 1984	A	W, 5-0

Loyola Marymount 6-3-2
(5-2-1 Home, 1-1-1 Away, 0-0-0 Neutral)

Year	Site	Result
Oct. 2, 1976	H	W, 2-0
Oct. 10, 1981	H	W, 6-3
Oct. 2, 1982	A	W, 2-0
Sept. 17, 1983	H	W, 4-0
Oct. 21, 1984	H	W, 10-0
Sept. 27, 1996	H	T, 2-2 (OT)
Sept. 28, 1997	A	L, 2-3 (OT)
Sept. 25, 1998	H	W, 2-1
Sept. 8, 2000	H	L, 2-3
Aug. 31, 2012	A	T, 1-1 (2OT)
Aug. 30, 2015	H	L, 0-2

Louisville 1-0-0
(1-0-0 Home, 0-0-0 Away, 0-0-0 Neutral)

Year	Site	Result
Oct. 1, 2000	N	W, 3-2

Marquette 1-0-0
(1-0-0 Home, 0-0-0 Away, 0-0-0 Neutral)

Year	Site	Result
Sept. 8, 1995	H	W, 1-0

Marshall 1-0-0
(1-0-0 Home, 0-0-0 Away, 0-0-0 Neutral)

Year	Site	Result
Aug. 30, 2002	H	W, 3-2

Massachusetts 1-0-0
(1-0-0 Home, 0-0-0 Away, 0-0-0 Neutral)

Year	Site	Result
Sept. 20, 1998	H	W, 2-1

Memphis 0-1-0
(0-1-0 Home, 0-0-0 Away, 0-0-0 Neutral)

Year	Site	Result
Sept. 11, 1998	H	L, 1-2

Mercer 1-0-0
(1-0-0 Home, 0-0-0 Away, 0-0-0 Neutral)

Year	Site	Result
Sept. 11, 2015	H	W, 2-0

Metro State 1-0-0
(0-0-0 Home, 0-0-0 Away, 1-0-0 Neutral)

Year	Site	Result
Oct. 10, 1975	N	W, 4-1

Michigan State 1-1-0
(1-0-0 Home, 0-0-0 Away, 0-0-0 Neutral)

Year	Site	Result
Oct. 2, 1994	H	L, 0-2
Sept. 21, 1997	H	W, 4-2

Midwestern State 1-0-0
(1-0-0 Home, 0-0-0 Away, 0-0-0 Neutral)

Year	Site	Result
Oct. 8, 1979	H	W, 3-2

Missouri State 2-0-0
(1-0-0 Home, 0-0-0 Away, 0-0-0 Neutral)

Year	Site	Result
Aug. 31, 2001	N	W, 2-1
Sept. 22, 2007	H	W, 1-0

Mount St. Mary's 1-0-0
(1-0-0 Home, 0-0-0 Away, 0-0-0 Neutral)

Year	Site	Result
Sept. 24, 2010	H	W, 4-1

Navy 2-0-0
(1-0-0 Home, 0-0-0 Away, 0-0-0 Neutral)

Year	Site	Result
Sept. 17, 1993	H	W, 3-1
Sept. 6, 2004	N	W, 1-0

UNR 1-0-1
(1-0-0 Home, 0-0-0 Away, 0-0-0 Neutral)

Year	Site	Result
Nov. 20, 1976	H	T, 2-2 (OT)
Sept. 29, 1979	H	W, 6-1

New Mexico 9-26
(6-8-0 Home, 3-16-0 Away, 0-2-0 Neutral)

Year	Site	Result
Nov. 3, 1985	H	W, 3-0
Oct. 5, 1986	A	L, 0-2
Sept. 22, 1991	A	W, 4-1
Oct. 30, 1992	H	W, 3-2 (OT)
Oct. 1, 1993	A	L, 0-1
Oct. 26, 1994	H	L, 1-2
Oct. 29, 1995	A	L, 3-4
Oct. 11, 1996	H	L, 1-2
Oct. 31, 1997	A	L, 0-3
Oct. 11, 1998	H	L, 0-1
Nov. 7, 1999	A	L, 2-3



SERIES GAME-BY-GAME

'14, '16 WAC CHAMPIONS

Nov. 5, 2000.....H.....	W, 3-0
Nov. 4, 2001.....A.....	W, 4-1
Nov. 9, 2001.....N.....	L, 0-3
Nov. 10, 2002.....H.....	W, 2-0
Oct. 18, 2003.....A.....	W, 2-0
Oct. 3, 2004.....A.....	L, 0-3
Oct. 21, 2004.....H.....	L, 0-3
Oct. 22, 2005.....A.....	L, 2-7
Oct. 29, 2005.....H.....	L, 0-4
Oct. 21, 2006.....H.....	L, 1-4
Oct. 21, 2006.....A.....	L, 0-1
Oct. 21, 2006.....A.....	L, 0-1
Oct. 20, 2007.....A.....	L, 102
Nov. 3, 2007.....H.....	W, 2-1 (2OT)
Oct. 17, 2008.....H.....	W, 2-1
Oct. 31, 2008.....A.....	L, 2-3
Nov. 7, 2009.....A.....	L, 0-2
Oct. 1, 2010.....A.....	L, 1-2 (OT)
Nov. 6, 2010.....H.....	L, 2-3
Nov. 11, 2010.....N.....	L, 0-1 (OT)
Oct. 1, 2011.....H.....	L, 1-2
Nov. 5, 2011.....A.....	L, 0-3
Oct. 19, 2012.....A.....	L, 0-11
Sept. 1, 2017.....A.....	L, 3-0

North Carolina 0-1-0
(0-0-0 Home, 0-1-0 Away, 0-0-0 Neutral)

Year	Site	Result
Sept. 16, 1994.....A.....	L, 0-4	

North Texas 1-0-1
(0-0-0 Home, 1-0-1 Away, 0-0-0 Neutral)

Year	Site	Result
Nov. 9, 1985.....A.....	W, 3-0	
Sept. 6, 1992.....A.....	T, 2-2 (OT)	

Northern Illinois 1-1-0
(1-1-0 Home, 0-0-0 Away, 0-0-0 Neutral)

Year	Site	Result
Sept. 24, 1995.....H.....	L, 2-3	
Sept. 2, 2002.....H.....	W, 4-1	

Northwestern 1-0-0
(1-0-0 Home, 0-0-0 Away, 0-0-0 Neutral)

Year	Site	Result
Sept. 11, 2005.....H.....	W, 2-1 (2OT)	

Notre Dame 1-0-1
(0-0-1 Home, 0-0-0 Away, 1-0-0 Neutral)

Year	Site	Result
Sept. 5, 1993.....N.....	W, 1-0	
Sept. 3, 2000.....H.....	T, 0-0	

Ohio State 1-0-0
(1-0-0 Home, 0-0-0 Away, 0-0-0 Neutral)

Year	Site	Result
Sept. 13, 1996.....H.....	L, 0-1	
Sept. 1, 2000.....H.....	W, 3-0	

Old Dominion 2-1-1
(1-0-1 Home, 0-1-0 Away, 1-0-0 Neutral)

Year	Site	Result
Sept. 23, 1988.....N.....	W, 2-1	
Sept. 1, 1990.....H.....	T, 0-0 (OT)	
Sept. 6, 1996.....H.....	W, 3-1 (OT)	
Aug. 26, 2016.....A.....	L, 1-3	

Omaha 1-0-0
(0-0-0 Home, 1-0-0 Away, 0-0-0 Neutral)

Year	Site	Result
Sept. 9, 2019.....A.....	W, 3-1	

Oral Roberts 2-1-1
(2-0 Home, 0-1-1 Away, 0-0-0 Neutral)

Year	Site	Result
Sept. 14, 2008.....H.....	W, 2-1	
Sept. 11, 2009.....N.....	T, 0-0 (2OT)	
Sept. 24, 2017.....H.....	W, 5-1	
Sept. 2, 2018.....A.....	L, 1-2(OT)	

Oregon State 0-6-0
(0-0-0 Home, 1-0-0 Away, 0-0-0 Neutral)

Year	Site	Result
Sept. 23, 1994.....H.....	L, 0-1	
Sept. 20, 1996.....H.....	L, 0-1	
Sept. 16, 2005.....A.....	L, 0-3	
Sept. 3, 2006.....H.....	L, 0-3	
Sept. 17, 2016.....H.....	L, 0-2	
Aug. 28, 2017.....H.....	L, 0-1 (OT)	

Pacific 5-2-0
(2-1-0 Home, 3-1-0 Away, 0-0-0 Neutral)

Year	Site	Result
Oct. 27, 1982.....A.....	W, 1-0	
Oct. 30, 1983.....H.....	W, 2-0	
Sept. 20, 1985.....A.....	W, 5-0	
Sept. 6, 2015.....H.....	W, 2-0	
Sept. 9, 2016.....A.....	L, 2-4	
Sept. 8, 2017.....H.....	L, 0-3	
Sept. 13, 2019.....A.....	W, 2-0	

Pennsylvania 1-0-0
(0-0-0 Home, 1-0-0 Away, 0-0-0 Neutral)

Year	Site	Result
Sept. 13, 1991.....H.....	W, 4-0	

Penn State 1-0-0
(0-0-0 Home, 0-0-0 Away, 1-0-0 Neutral)

Year	Site	Result
Oct. 28, 1990.....N.....	W, 6-1	

Pepperdine 1-1-0
(1-0-0 Home, 0-0-0 Away, 0-1-0 Neutral)

Year	Site	Result
Sept. 21, 1974.....N.....	L, 1-4	
Oct. 5, 1974.....H.....	W, 2-1	

Pittsburgh 0-0-1
(0-0-0 Home, 0-0-0 Away, 0-0-1 Neutral)

Year	Site	Result
Aug. 31, 2007.....N.....	T, 1-1 (2OT)	

Point Loma College 1-0-0
(1-0-0 Home, 0-0-0 Away, 0-0-0 Neutral)

Year	Site	Result
Sept. 19, 1981.....H.....	W, 2-0	

Pomona Pitzer 0-1-0
(0-1-0 Home, 0-0-0 Away, 0-0-0 Neutral)

Year	Site	Result
Oct. 12, 1980.....H.....	L, 1-2	

Portland 6-4-0
(3-0-0 Home, 1-2-0 Away, 2-2-0 Neutral)

Year	Site	Result
Sept. 24, 1983.....H.....	W, 3-1	
Sept. 9, 1984.....N.....	W, 1-0	
Sept. 26, 1987.....H.....	W, 2-0	
Sept. 4, 1988.....A.....	L, 1-2 (OT)	
Sept. 16, 1990.....N.....	W, 3-0	
Oct. 1, 1995.....N.....	L, 1-3	
Sept. 30, 2001.....N.....	L, 2-3 (OT)	
Sept. 1, 2003.....A.....	L, 0-2	
Sept. 9, 2005.....H.....	W, 2-1	
August 25, 2017.....A.....	W, 3-2 (2OT)	

Radford 1-0-0
(1-0-0 Home, 0-0-0 Away, 0-0-0 Neutral)

Year	Site	Result
Sept. 1, 2008.....H.....	W, 2-1	

Robert Morris 1-1-0
(1-0-0 Home, 0-0-0 Away, 0-1-0 Neutral)

Year	Site	Result
Sept. 6, 2009.....H.....	W, 7-2	
Sept. 19, 2010.....N.....	L, 1-2	

Rutgers 1-1-0
(1-0-0 Home, 0-1-0 Away, 0-0-0 Neutral)

Year	Site	Result
Sept. 11, 1994.....H.....	W, 2-1	
Oct. 4, 1996.....A.....	L, 0-1	

Sacramento State 4-15-2
(4-7-1 Home, 0-7-1 Away, 0-1-0 Neutral)

Year	Site	Result
Oct. 30, 1994.....H.....	L, 4-7 (OT)	
OCT. 4, 1998.....H.....	W, 3-1	
Oct. 28, 2001.....H.....	L, 1-4	
Nov. 3, 2002.....A.....	L, 1-3	
Oct. 26, 2003.....H.....	L, 2-3	
Oct. 17, 2004.....A.....	L, 1-2	
Oct. 29, 2004.....H.....	W, 2-1	
Oct. 16, 2005.....H.....	L, 1-2	
Nov. 4, 2005.....A.....	L, 1-2 (OT)	
Oct. 6, 2006.....H.....	L, 1-2	
Oct. 29, 2006.....A.....	L, 1-2	

SERIES GAME-BY-GAME

'14, '16 WAC CHAMPIONS



Oct. 12, 2007.....	A.....	L, 0-1 (OT)
Nov. 11, 2007.....	H.....	W, 1-0
Oct. 10, 2008.....	H.....	W, 4-1
Nov. 9, 2008.....	A.....	L, 0-1 (2OT)
Nov. 1, 2009.....	H.....	T 1-1 (2OT)
Nov. 13, 2009.....	N.....	L, 0-1 (2OT)
Oct. 31, 2010.....	A.....	T, 1-1 (2OT)
Oct. 30, 2011.....	H.....	L, 0-2
Sept. 23, 2012.....	A.....	L, 2-3 (OT)
Sept. 28, 2013.....	H.....	L, 0-1, (OT)

Saint Francis 0-1-0

(0-1-0 Home, 0-0-0 Away, 0-0-0 Neutral)

Year	Site	Result
Sept. 15, 2017.....	H.....	L, 0-1

St. John's 0-1-0

(0-0-0 Home, 0-0-0 Away, 0-1-0 Neutral)

Year	Site	Result
Oct. 6, 1996.....	N.....	L, 0-7

Saint Joseph's 1-0-0

(0-0-0 Home, 0-0-0 Away, 0-1-0 Neutral)

Year	Site	Result
Sept. 4, 2015.....	H.....	W, 3-2

Saint Mary's 8-4-1

(4-1-1 Home, 3-3-0 Away, 1-0-0 Neutral)

Year	Site	Result
Oct. 11, 1982.....	A.....	W, 1-0
Nov. 5, 1983.....	H.....	W, 4-0
Oct. 20, 1986.....	A.....	W, 1-0
Sept. 1, 1989.....	H.....	W, 6-0
Oct. 29, 1993.....	A.....	W, 2-1
Sept. 30, 1994.....	H.....	W, 1-0
Sept. 6, 1998.....	H.....	W, 1-0
Oct. 13, 2002.....	A.....	L, 1-2
Sept. 15, 2006.....	H.....	T, 1-1 (2OT)
Sept. 21, 2008.....	N.....	W, 2-1
Aug. 26, 2012.....	A.....	L, 1-2
Sept. 11, 2016.....	A.....	L, 1-4
Sept. 19, 2019.....	H.....	L, 0-2

San Diego 10-10-1

(4-4-1 Home, 5-5-0 Away, 1-1-0 Neutral)

Year	Site	Result
Nov. 1, 1980.....	H.....	W, 11-0
Nov. 1, 1981.....	A.....	W, 3-1
Sept. 11, 1982.....	H.....	W, 4-1
Oct. 5, 1983.....	A.....	W, 6-0
Sept. 14, 1984.....	H.....	W, 7-0
Oct. 20, 1985.....	A.....	W, 4-3
Sept. 20, 1986.....	H.....	L, 0-1
Sept. 20, 1987.....	A.....	W, 2-1
Sept. 18, 1988.....	H.....	W, 1-0
Sept. 17, 1989.....	A.....	L, 1-4
Sept. 7, 1990.....	H.....	T, 1-1 (2OT)
Sept. 21, 1991.....	A.....	W, 4-2
Oct. 2, 1992.....	N.....	W, 5-3 (OT)
Sept. 10, 1993.....	H.....	L, 1-3
Sept. 1, 1999.....	A.....	L, 1-3
Sept. 24, 2000.....	A.....	L, 2-3
Sept. 9, 2001.....	H.....	L, 0-3
Sept. 29, 2002.....	A.....	L, 0-3

Sep. 4, 2004.....	N.....	L, 0-3
Sep. 20, 2016.....	H.....	L, 3-4
Sept. 16, 2018.....	A.....	L, 0-1 (OT)

San Diego State 11-21-6

(5-6-2 Home, 6-15-3 Away, 0-0-1 Neutral)

Year	Site	Result
Oct. 19, 1974.....	H.....	L, 0-4
Oct. 24, 1975.....	A.....	L, 1-4
Oct. 22, 1977.....	H.....	L, 1-3
Oct. 7, 1978.....	H.....	W, 3-0
Oct. 12, 1979.....	A.....	L, 0-4
Oct. 11, 1980.....	H.....	L, 0-4
Oct. 31, 1981.....	A.....	L, 2-6
Sept. 12, 1982.....	H.....	L, 1-2
Nov. 2, 1983.....	A.....	W, 4-1
Nov. 10, 1984.....	A.....	W, 3-1
Oct. 18, 1985.....	A.....	T, 1-1 (OT)
Oct. 12, 1986.....	H.....	T, 1-1 (OT)
Sept. 18, 1987.....	A.....	L, 0-2
Sept. 16, 1988.....	H.....	W, 1-0
Sept. 15, 1989.....	A.....	L, 0-4
Sept. 8, 1990.....	H.....	W, 3-2
Nov. 10, 1991.....	A.....	W, 2-0
Oct. 23, 1992.....	A.....	L, 1-3
Oct. 15, 1993.....	H.....	T, 2-2 (OT)
Oct. 16, 1994.....	A.....	L, 1-3 (OT)
Oct. 15, 1995.....	H.....	W, 2-1
Oct. 27, 1996.....	A.....	L, 1-3
Oct. 19, 1997.....	H.....	W, 4-0
Oct. 25, 1998.....	A.....	L, 2-4
Oct. 31, 1999.....	A.....	W, 1-0
Oct. 29, 2000.....	A.....	L, 0-1
Oct. 26, 2001.....	A.....	T, 2-2 (2OT)
Nov. 8, 2001.....	N.....	T, 3-3 (2OT)
Oct. 18, 2002.....	A.....	W, 2-1
Oct. 20, 2003.....	H.....	L, 1-3
Sept. 22, 2004.....	H.....	L, 0-2
Nov. 14, 2004.....	A.....	L, 2-4
Sept. 9, 2006.....	A.....	L, 2-4
Sept. 21, 2012.....	A.....	L, 1-3
Sept. 20, 2015.....	A.....	W, 3-2
Nov. 11, 2016.....	A.....	T, 1-1 (2OT) ~
Sept. 24, 2018.....	A.....	L, 1-2
Sept. 2, 2019.....	A.....	L, 2-3

~ Won PKs 6-5

San Francisco 4-6-2

(3-3-0 Home, 1-3-2 Away, 0-0-0 Neutral)

Year	Site	Result
Sept. 6, 1979.....	A.....	L, 0-8
Oct. 26, 1983.....	A.....	W, 2-1
Nov. 20, 1983.....	H.....	L, 2-3
Nov. 16, 1984.....	H.....	L, 1-2 (OT)
Oct. 4, 1985.....	H.....	W, 2-1
Oct. 1, 1986.....	A.....	T, 1-1 (OT)
Oct. 11, 1987.....	H.....	W, 3-2
Nov. 17, 1987.....	H.....	W, 1-0
Oct. 7, 1988.....	A.....	L, 2-3
Oct. 19, 2008.....	A.....	T, 1-1 (2OT)
Sept. 9, 2009.....	H.....	L, 1-2
Sept. 15, 2019.....	A.....	L, 0-1

San Jose State 28-15-5

(13-8-1 Home, 13-6-3 Away 2-1-1 Neutral)

Year	Site	Result
Sept. 1, 1984.....	H.....	W, 4-3 (OT)
Nov. 4, 1984.....	H.....	W, 2-0
Sept. 22, 1985.....	A.....	W, 3-0
Sept. 14, 1986.....	A.....	W, 4-0
Oct. 16, 1987.....	H.....	W, 1-0
Oct. 21, 1987.....	A.....	W, 3-0
Oct. 16, 1988.....	A.....	W, 6-1
Oct. 23, 1988.....	H.....	W, 11-1
Oct. 1, 1989.....	H.....	W, 6-0
Nov. 5, 1989.....	A.....	W, 1-0
Sept. 30, 1990.....	A.....	W, 4-1
Nov. 2, 1990.....	H.....	W, 4-3
Oct. 11, 1991.....	H.....	W, 4-1
Oct. 21, 1991.....	A.....	T, 1-1 (OT)
Sept. 12, 1993.....	H.....	L, 3-4
Oct. 18, 1996.....	A.....	T, 2-2 (OT)
Oct. 24, 1997.....	H.....	L, 0-1
Oct. 18, 1998.....	A.....	W, 3-2
Oct. 12, 2001.....	H.....	W, 1-0
Nov. 1, 2002.....	A.....	L, 1-2
Nov. 15, 2002.....	N.....	L, 3-3 (2OT)
Oct. 23, 2003.....	H.....	L, 0-2
Oct. 15, 2004.....	A.....	W, 1-0
Oct. 31, 2004.....	H.....	W, 1-0
Oct. 14, 2005.....	H.....	L, 2-3 (OT)
Nov. 6, 2005.....	A.....	T, 2-2 (2OT)
Oct. 8, 2006.....	H.....	L, 1-2
Oct. 26, 2006.....	A.....	L, 0-3
Oct. 14, 2007.....	A.....	L, 0-3
Nov. 9, 2007.....	H.....	L, 1-3
Oct. 12, 2008.....	H.....	W, 2-1
Nov. 7, 2008.....	A.....	L, 1-2 (OT)
Oct. 30, 2009.....	A.....	W, 1-0
Nov. 12, 2009.....	N.....	W, 4-2
Oct. 29, 2010.....	A.....	W, 2-1 (OT)
Oct. 28, 2011.....	H.....	L, 1-2
Oct. 7, 2012.....	H.....	L, 1-2
Oct. 14, 2012.....	A.....	W, 3-2
Oct. 13, 2013.....	A.....	L, 0-1
Oct. 20, 2013.....	H.....	W, 1-0
Nov. 14, 2013.....	N.....	T, 2-2 (OT)
Nov. 2, 2014.....	H.....	T, 0-0 (2OT)
Oct. 9, 2015.....	A.....	W, 1-0
Nov. 12, 2015.....	N.....	W, 3-1
Oct. 2, 2016.....	H.....	W, 4-0
Oct. 6, 2017.....	A.....	W, 5-2
Oct. 7, 2018.....	A.....	L, 1-2
Oct. 13, 2019.....	H.....	W, 2-1

Santa Clara 4-2-1

(2-1-1 Home, 2-1-0 Away, 0-0-0 Neutral)

Year	Site	Result
Oct. 7, 1983.....	H.....	W, 5-1
Oct. 14, 1984.....	A.....	W, 2-0
Sept. 3, 1985.....	H.....	W, 1-0
Sept. 12, 1986.....	A.....	W, 2-0
Oct. 4, 1992.....	A.....	L, 0-2
Sept. 8, 1996.....	H.....	T, 2-2 (OT)
Sept. 22, 2019.....	H.....	L, 1-3



SERIES GAME-BY-GAME

'14, '16 WAC CHAMPIONS

Seattle Pacific 3-3-1
(3-3-1 Home, 0-0-0 Away, 0-0-0 Neutral)

Year	Site	Result
Sept. 18, 1976	H	L, 1-3
Sept. 24, 1979	H	W, 2-0
Oct. 27, 1984	H	T, 0-0 (OT)
Sept. 2, 1989	H	W, 3-1
Sept. 7, 1991	H	L, 0-3
Sept. 13, 1995	H	W, 3-0
Sept. 16, 1997	H	L, 1-2 (OT)

Seattle 5-7-2
(2-3-2 Home, 3-3-0 Away, 0-1-0 Neutral)

Year	Site	Result
Oct. 18, 2009	H	L, 1-2
Oct. 24, 2010	H	L, 0-2
Oct. 23, 2011	A	W, 3-2
Oct. 5, 2012	H	W, 3-0
Oct. 12, 2012	A	W, 2-1
Oct. 11, 2013	A	L, 1-2 (2OT)
Oct. 18, 2013	H	L, 0-2
Oct. 10, 2014	A	W, 3-1
Oct. 23, 2015	N	L, 2-3
Oct. 27, 2016	A	L, 1-4
Nov. 5, 2017	H	W, 2-1 (2OT)
Nov. 10, 2017	H	T, 0-0 (2OT)
Oct. 5, 2018	A	L, 0-4
Oct. 11, 2019	H	T, 2-2

Simon Fraser 0-1-0
(0-1-0 Home, 0-0-0 Away, 0-0-0 Neutral)

Year	Site	Result
Nov. 5, 1979	H	L, 2-6

SMU 0-9-2
(0-6-0 Home, 0-3-2 Away, 0-0-0 Neutral)

Year	Site	Result
Nov. 8, 1985	A	L, 0-3
Nov. 9, 1986	H	L, 0-2
Sept. 12, 1987	H	L, 1-2
Sept. 24, 1988	A	T, 0-0 (OT)
Sept. 9, 1989	H	L, 3-4
Sept. 7, 1992	A	T, 1-1 (OT)
Sept. 9, 1994	H	L, 0-2
Nov. 3, 1996	H	L, 0-4
Oct. 11, 1997	A	L, 0-2
Nov. 6, 1998	H	L, 1-2
Sept. 15, 2000	A	0-7

South Alabama 0-1-0
(0-1-0 Home, 0-0-0 Away, 0-0-0 Neutral)

Year	Site	Result
Sept. 21, 1992	N	L, 1-3

South Carolina 0-4-0
(0-1-0 Home, 0-0-0 Away, 0-0-0 Neutral)

Year	Site	Result
Sept. 6, 1986	N	L, 0-1 (OT)
Sept. 8, 1989	H	L, 0-2
Oct. 27, 1990	A	L, 1-3
Oct. 5, 1997	N	L, 2-8

Southern California 2-0-0
(0-1-0 Home, 0-0-0 Away, 0-0-0 Neutral)

Year	Site	Result
Nov. 15, 1975	H	W, 6-5 (OT)
Oct. 7, 1977	H	W, 9-0

Southern Connecticut State 1-0-0
(0-1-0 Home, 0-0-0 Away, 0-0-0 Neutral)

Year	Site	Result
Sept. 27, 1992	H	W, 3-2

Stanford 6-3-0
(3-1-0 Home, 2-2-0 Away, 1-0-0 Neutral)

Year	Site	Result
Sept. 27, 1983	A	W, 2-0
Oct. 17, 1984	H	W, 4-0
Oct. 18, 1986	A	W, 1-0
Sept. 20, 1989	H	W, 2-0
Sept. 23, 1990	A	L, 2-5 (OT)
Sept. 11, 1992	H	W, 4-2
Sept. 7, 1997	H	L, 0-1
Oct. 2, 1998	A	L, 0-1
Sept. 10, 2010	N	W, 2-1 (OT)

Syracuse 0-1-0
(0-1-0 Home, 0-0-0 Away, 0-0-0 Neutral)

Year	Site	Result
Sept. 14, 2012	H	L, 0-1

TCU 3-2-0
(2-2-0 Home, 1-0-0 Away, 0-0-0 Neutral)

Year	Site	Result
Sept. 23, 1989	H	W, 5-0
Sept. 22, 1995	H	L, 0-2
Nov. 1, 1996	H	W, 2-0
Oct. 10, 1997	A	W, 4-0
Nov. 8, 1998	H	L, 1-2

Temple 0-0-1
(0-0-1 Home, 0-0-0 Away, 0-0-0 Neutral)

Year	Site	Result
Sept. 1, 2006	H	T, 2-2 (2OT)

Tulsa 4-3-0
(0-1-0 Home, 2-2 Away, 2-0 Neutral)

Year	Site	Result
Sept. 4, 1994	N	W, 3-2
Nov. 10, 1996	A	L, 4-1
Nov. 9, 1997	H	L, 3-1
Oct. 30, 1998	A	L, 4-1
Sept. 16, 2000	N	W, 1-0
Sept. 1, 2001	A	W, 2-1
Aug. 31, 2018	A	W, 1-0

UCLA 2-20-2
(1-7-2 Home, 1-13-0 Away, 0-0-0 Neutral)

Year	Site	Result
Sept. 12, 1976	A	L, 0-1 (OT)
Oct. 1, 1977	H	L, 2-3 (OT)
Nov. 7, 1978	A	L, 0-1
Oct. 17, 1979	H	L, 1-3

Sept. 27, 1980	A	L, 0-3
Nov. 4, 1981	H	W, 3-2
Nov. 3, 1982	A	L, 0-1
Oct. 12, 1983	H	L, 0-1
Nov. 7, 1984	A	W, 3-0
Oct. 13, 1985	H	T, 2-2 (OT)
Nov. 24, 1985	A	L, 0-1 (OT)
Sept. 6, 1987	A	L, 0-2
Oct. 27, 1988	H	T, 1-1 (OT)
Oct. 7, 1990	A	L, 1-2
Sept. 25, 1991	H	L, 1-2
Oct. 11, 1992	A	L, 0-1
Oct. 10, 1993	A	L, 0-2
Oct. 7, 1994	H	L, 0-3
Oct. 6, 1995	A	L, 1-7
Oct. 15, 1999	H	L, 1-6
Sept. 12, 2004	H	L, 0-1 (OT)
Sept. 25, 2005	A	L, 0-3
Sept. 27, 2009	A	L, 0-3
Sept. 11, 2017	A	L, 0-1

UC Davis 1-1-0
(0-0-0 Home, 0-1-0 Away, 1-0-0 Neutral)

Year	Site	Result
Sept. 17, 1977	N	W, 2-1
Aug. 24, 2012	A	L, 0-1

UC Irvine 18-6-1
(9-3-0 Home, 9-3-1 Away, 0-0-0 Neutral)

Year	Site	Result
Oct. 19, 1984	H	W, 3-0
Sept. 28, 1985	H	W, 1-0 (OT)
Nov. 2, 1986	A	W, 5-1
Oct. 4, 1987	A	W, 5-2 (OT)
Nov. 8, 1987	H	W, 2-0
Sept. 30, 1988	H	W, 2-1 (OT)
Nov. 6, 1988	A	W, 2-1
Oct. 8, 1989	A	W, 2-1
Oct. 20, 1989	H	W, 8-0
Oct. 12, 1990	H	W, 2-0
Oct. 21, 1990	A	W, 1-0
Oct. 4, 1991	H	W, 2-0
Oct. 27, 1991	A	W, 4-1
Oct. 9, 1992	H	W, 4-1
Oct. 8, 1993	A	W, 2-0
Oct. 9, 1994	H	W, 3-1
Oct. 8, 1995	A	T, 1-1 (OT)
Nov. 8, 1996	A	L, 0-6
Oct. 29, 1999	H	L, 2-4
Oct. 27, 2000	A	W, 3-2
Sept. 27, 2002	A	W, 2-1
Sept. 26, 2010	H	L, 0-4
Sept. 23, 2011	A	L, 0-4
Sept. 26, 2014	H	L, 2-4
Nov. 20, 2014	A	L, 0-3

UC Riverside 8-6-0
(5-2-0 Home, 3-4-0 Away, 0-0-0 Neutral)

Year	Site	Result
Sept. 11, 1976	H	W, 8-2
Oct. 2, 1977	A	W, 3-0
Oct. 7, 2001	A	W, 3-2
Oct. 6, 2002	H	W, 3-0
Oct. 5, 2003	A	L, 1-4
Sept. 23, 2005	H	L, 0-2
Aug. 29, 2006	A	L, 1-2

SERIES GAME-BY-GAME

'14, '16 WAC CHAMPIONS



Oct. 3, 2009.....	A.....	W, 1-0
Sep. 16, 2011.....	A.....	L, 1-2
Sep. 9, 2012.....	H.....	L, 3-4 (2OT)
Sep. 22, 2013.....	A.....	L, 1-2
Sep. 28, 2014.....	H.....	W, 2-0
Sep. 4, 2016.....	H.....	W, 2-1
Sep. 14, 2018.....	H.....	W, 3-2

UC San Diego 4-0-0 (2-0-0 Home, 2-0-0 Away, 0-0-0 Neutral)

Year	Site	Result
Oct. 4, 1975.....	H.....	W, 4-1
Nov. 4, 1978.....	A.....	W, 3-1 (OT)
Oct. 17, 1981.....	H.....	W, 4-1
Sept. 4, 1982.....	A.....	W, 1-0

UC Santa Barbara 15-13-4 (11-2-2 Home, 4-11-2 Away, 0-0 Neutral)

Year	Site	Result
Sept. 20, 1974.....	A.....	T, 1-1 (OT)
Oct. 4, 1974.....	H.....	W, 2-1
Sept. 26, 1975.....	A.....	L, 1-3
Nov. 5, 1977.....	A.....	L, 1-2
Oct. 28, 1978.....	H.....	L, 0-3
Oct. 27, 1979.....	A.....	L, 0-3
Nov. 8, 1980.....	H.....	W, 3-1
Oct. 2, 1981.....	A.....	L, 1-3
Oct. 25, 1982.....	H.....	T, 0-0 (OT)
Oct. 22, 1983.....	A.....	T, 1-1 (OT)
Oct. 10, 1984.....	H.....	T, 1-1 (OT)
Oct. 25, 1985.....	A.....	W, 2-0
Oct. 24, 1986.....	H.....	W, 4-1
Oct. 7, 1987.....	A.....	W, 4-1
Nov. 6, 1987.....	H.....	W, 2-0
Oct. 2, 1988.....	H.....	W, 5-0
Nov. 4, 1988.....	A.....	L, 0-3
Oct. 6, 1989.....	A.....	L, 1-2 (OT)
Oct. 22, 1989.....	H.....	W, 5-2
Oct. 14, 1990.....	H.....	W, 2-0
Oct. 19, 1990.....	A.....	L, 1-2
Oct. 6, 1991.....	H.....	W, 4-1
Oct. 25, 1991.....	A.....	W, 2-0
Oct. 18, 1992.....	H.....	W, 2-1
Oct. 24, 1993.....	H.....	W, 7-2
Oct. 21, 1994.....	A.....	L, 0-2
Oct. 20, 1995.....	H.....	W, 2-1 (OT)
Sept. 27, 1998.....	A.....	W, 3-0
Oct. 24, 1999.....	A.....	L, 0-3
Oct. 6, 2000.....	H.....	L, 1-3
Sept. 26, 2004.....	A.....	L, 0-4
Aug. 30, 2019.....	A.....	L, 1-2

UMBC 1-4-0 (1-3-0 Home, 0-1-0 Away, 0-0-0 Neutral)

Year	Site	Result
Oct. 29, 1994.....	H.....	L, 2-3
Sept. 17, 1999.....	H.....	L, 0-1
Sept. 17, 2006.....	H.....	L, 1-2
Sept. 1, 2013.....	A.....	L, 1-3
Sept. 12, 2014.....	H.....	W, 1-0

USC 1-1-0 (1-0-0 Home, 0-1-0 Away, 0-0-0 Neutral)

Year	Site	Result
Oct. 26, 1979.....	A.....	L, 1-2
Sept. 26, 1980.....	H.....	W, 6-1

US International 4-6-1 (2-4-0 Home, 1-2-0 Away, 1-0-1 Neutral)

Year	Site	Result
Sept. 17, 1975.....	N.....	T, 3-3 (OT)
Oct. 26, 1975.....	H.....	L, 1-2
Sept. 17, 1977.....	N.....	W, 2-1
Oct. 23, 1977.....	H.....	L, 0-6
Nov. 5, 1978.....	A.....	L, 1-2
Oct. 24, 1979.....	H.....	L, 2-4
Oct. 18, 1980.....	A.....	L, 0-4
Oct. 24, 1981.....	H.....	L, 1-4
Oct. 30, 1982.....	H.....	W, 4-0
Oct. 29, 1983.....	H.....	W, 4-0
Oct. 24, 1984.....	A.....	W, 2-0

Utah State 3-0-0 (2-0-0 Home, 0-0-0 Away, 1-0-0 Neutral)

Year	Site	Result
Nov. 16, 1974.....	H.....	W, 4-0
Nov. 14, 1975.....	H.....	W, 6-1
Oct. 15, 1977.....	N.....	W, 5-0

Utah Valley 4-3-0 (2-1 Home, 2-2 Away, 0-0 Neutral)

Year	Site	Result
Oct. 12, 2014.....	A.....	W, 1-0
Oct. 25, 2015.....	H.....	W, 2-1(OT)
Oct. 29, 2016.....	A.....	L, 2-1
Nov. 11, 2016.....	A.....	W, 1-0
Oct. 27, 2017.....	H.....	L, 3-2
Oct. 28, 2018.....	H.....	W, 2-1(OT)
Oct. 31, 2019.....	A.....	L, 1-3

UTRGV 3-5-0 (1-3-0 Home, 0-2-0 Away, 2-0-0 Neutral)

Year	Site	Result
Sept. 12, 1997.....	N.....	W, 2-0
Oct. 4, 2015.....	H.....	L, 0-1
Oct. 6, 2016.....	A.....	L, 1-2
Nov. 10, 2016.....	N.....	W, 3-2
Oct. 13, 2017.....	H.....	W, 3-2
Sept. 22, 2018.....	A.....	L, 0-2
Nov. 7, 2018.....	H.....	L, 1-4
Sept. 28, 2019.....	H.....	L, 0-2

Valparaiso 0-1-0 (0-1-0 Home, 0-0-0 Away, 0-0-0 Neutral)

Year	Site	Result
Sept. 4, 2010.....	H.....	L, 0-1

Vanderbilt 1-1-0 (0-1-0 Home, 0-0-0 Away, 0-0-0 Neutral)

Year	Site	Result
Oct. 1, 1999.....	A.....	L, 1-2
Sept. 7, 2001.....	H.....	W, 3-1

VCU 1-0-0 (1-0-0 Home, 0-0-0 Away, 0-0-0 Neutral)

Year	Site	Result
Aug. 28, 2016.....	A.....	W, 2-1 (2OT)

Virginia 1-1-1 (0-0-1 Home, 0-1-0 Away, 1-0-0 Neutral)

Year	Site	Result
Sept. 5, 1986.....	N.....	W, 2-1
Sept. 10, 1988.....	H.....	T, 2-2 (OT)
Sept. 3, 1995.....	A.....	L, 0-3

Washington 2-6-2 (2-2-1 Home, 0-2-1 Away, 0-2-0 Neutral)

Year	Site	Result
Oct. 31, 1975.....	H.....	W, 5-3
Sept. 8, 1984.....	A.....	T, 1-1 (OT)
Oct. 9, 1985.....	H.....	W, 3-1
Oct. 29, 1986.....	H.....	T, 0-0 (OT)
Sept. 3, 1988.....	N.....	L, 0-1 (OT)
Sept. 29, 1995.....	A.....	L, 3-4
Sept. 12, 1999.....	H.....	L, 1-2
Sept. 28, 2001.....	A.....	L, 0-2
Aug. 30, 2003.....	N.....	L, 1-5
Sept. 10, 2004.....	H.....	L, 0-3

West Virginia 1-0-0 (1-0-0 Home, 0-0-0 Away, 0-0-0 Neutral)

Year	Site	Result
Sept. 3, 1999.....	H.....	W, 2-1

Western Illinois 1-0-0 (0-0-0 Home, 0-0-0 Away, 1-0-0 Neutral)

Year	Site	Result
Aug. 29, 2014.....	N.....	W, 2-1 (OT)

Western Kentucky 1-2-0 (0-1-0 Home, 0-1-0 Away, 1-0-0 Neutral)

Year	Site	Result
Oct. 3, 1993.....	N.....	W, 2-1 (OT)
Oct. 3, 1999.....	A.....	L, 1-2
Sept. 21, 2001.....	H.....	L, 0-3

Westmont College 1-5-1 (1-2-0 Home, 0-1-1 Away, 0-2-0 Neutral)

Year	Site	Result
Sept. 19, 1974.....	N.....	L, 1-4
Sept. 27, 1975.....	N.....	L, 0-4
Aug. 26, 1976.....	H.....	L, 1-2
Nov. 4, 1977.....	A.....	T, 2-2 (OT)
Oct. 20, 1979.....	H.....	L, 0-3
Sept. 12, 1980.....	A.....	L, 0-3
Oct. 30, 1985.....	H.....	W, 6-2

Whittier College 1-0-0 (1-0-0 Home, 0-0-0 Away, 0-0-0 Neutral)

Year	Site	Result
Oct. 18, 1975.....	H.....	2-1



SERIES GAME-BY-GAME

'14, '16 WAC CHAMPIONS

William & Mary 0-2-0
(0-1-0 Home, 0-0-0 Away, 0-1-0 Neutral)

<u>Year</u>	<u>Site</u>	<u>Result</u>
Oct. 11, 1986	H	L, 2-3 (OT)
Sept. 5, 1990	N	L, 1-2

Wisconsin 0-2-0
(0-1-0 Home, 0-1-0 Away, 0-0-0 Neutral)

<u>Year</u>	<u>Site</u>	<u>Result</u>
Sept. 5, 2003	H	L, 2-3
Sept. 2, 2005	A	L, 1-2

Wisconsin-Green Bay 3-0-0
(2-0-0 Home, 0-0-0 Away, 1-0-0 Neutral)

<u>Year</u>	<u>Site</u>	<u>Result</u>
Oct. 14, 1983	N	W, 3-2
Sept. 21, 1986	H	W, 4-0
Sept. 6, 1991	H	W, 3-2

Wisconsin-Milwaukee 1-1-0
(1-0-0 Home, 0-0-0 Away, 1-1-0 Neutral)

<u>Year</u>	<u>Site</u>	<u>Result</u>
Sept. 14, 1997	N	W, 1-0
Sept. 4, 2005	N	L, 1-3

Wofford 1-0-0
(1-0-0 Home, 0-0-0 Away, 0-0-0 Neutral)

<u>Year</u>	<u>Site</u>	<u>Result</u>
Sept. 7, 2018	H	W, 3-1

Woodbury College 1-0-0
(1-0-0 Home, 0-0-0 Away, 0-0-0 Neutral)

<u>Year</u>	<u>Site</u>	<u>Result</u>
Oct. 26, 1974	H	W, 4-2

Xavier 0-1-0
(1-0-0 Home, 0-0-0 Away, 0-0-0 Neutral)

<u>Year</u>	<u>Site</u>	<u>Result</u>
Sept. 2, 2007	H	L, 0-4

COACHING RECORDS

'14, '16 WAC CHAMPIONS



Year	Record	Conference	Record/Finish	Coach	Postseason	Coaches Rankings		Soccer America	
						Highest	Final	Highest	Final
1974	8-3-3			Khamis					
1975	11-5-2			Khamis					
1976	13-4-1			Hart					
1977	14-6-1			Hart					
1978	7-9-0	SCISA	1-3-0	Hart					
1979	12-9-0	SCISA	3-5-0	Hart					
1980	7-11-0	SCISA	3-5-0	Hart					
1981	8-8-0	SCISA	3-3-0	Hart					
1982	10-4-3	SCISA	4-2-2	Barto					
1983	17-4-1	Big West	2-0-1/T-1st	Barto	NCAA Regional Final	14th	16th		
1984	15-3-3	Big West	3-0-0/1st- #	Barto	NCAA 1st Round	10th	11th		
1985	18-2-2	Big West	6-0-0/1st - *	Barto	NCAA Regional Final	7th	8th	2nd	4th
1986	9-7-4	Big West	3-2-0/3rd	Barto		3rd	--	8th	--
1987	14-5-0	Big West	8-2-0/1st - *	Barto	NCAA 1st Round	12th	12th	8th	15th
1988	11-7-3	Big West	7-3-0/T-2nd	Barto	NCAA 1st Round	10th	--	7th	--
1989	11-9-0	Big West	5-5-0/4th	Barto					
1990	10-8-2	Big West	6-4-0/3rd	Barto				13th	--
1991	11-6-2	Big West	6-3-1/2nd	Barto					
1992	9-5-4	MPSF Pacific	4-3-0/4th	Barto		12th	--	17th	--
1993	7-10-1	MPSF Pacific	3-3-1/5th	Barto					
1994	5-14-1	MPSF Pacific	1-6-0/7th (T)	Barto					
1995	6-9-3	MPSF Pacific	3-3-1/3rd (T)	Barto					
1996	5-11-4	WAC	1-5-2/8th	Barto					
1997	5-11-2	WAC	2-5-1/7th	Barto					
1998	7-11-0	WAC	2-5-1/7th	Barto					
1999	7-11-0	MPSF-Pacific	2-5-0/7th	Barto					
2000	10-7-1	MPSF-Pacific	4-3-0/3rd	Barto					
2001	8-8-2	MPSF	3-3-1/5th	Barto					
2002	12-8-0	MPSF	4-2-0/3rd	Barto					
2003	6-12-0	MPSF	3-3-0/3rd	Barto					
2004	6-12-0	MPSF	5-7-0/3rd	Barto					
2005	2-16-1	MPSF	0-9-1/6th	Barto					
2006	1-15-2	MPSF	1-9-0/6th	Sanchez					
2007	7-10-2	MPSF	3-7-0/T-5th	Sanchez					
2008	8-9-1	MPSF	3-7-0/T-5th	Sanchez					
2009	8-7-4	MPSF	1-4-2/8th	Sanchez					
2010	6-11-2	MPSF	3-5-2/6th	Ryerson					
2011	3-14-0	MPSF	2-8-0/7th	Ryerson					
2012	6-14-1	MPSF	4-6-0/6th	Ryerson					
2013	7-10-2	WAC	5-4-1/3rd	Ryerson					
2014	14-5-3	WAC	7-2-1/1st - *#	Ryerson	NCAA 1st Round	--	--	23rd	--
2015	12-7-1	WAC	5-4-1/3rd	Ryerson					
2016	10-12-2	WAC	5-4-1/4th - #	Ryerson	NCAA 2nd Round				
2017	11-9-1	WAC	7-3-0/T-2nd	Ryerson		--	--	25th	--
2018	10-10-1	WAC	5-5-1	Ryerson					
2019	6-12-1	WAC	4-6-1	Ryerson					
Totals	410-400-69 (.510)		146-168-21	46 Years					

* - Conference Regular Season Champion / # - Conference Tournament Champion

COMPOSITE COACHING RECORDS

COACH	YEARS	Conference				Overall			
		W	L	T	PCT%	W	L	T	PCT%
Tom Khamis	1974-75	-	-	-	-	19	8	5	.672
Vince Hart	1976-81	10	16	0	.385	61	47	2	.564
Barry Barto	1982-05	87	83	12	.511	221	200	38	.523
Mario Sanchez	2006-09	8	27	4	.256	24	41	9	.385
Rich Ryerson	2010-	47	47	8	.500	85	104	14	.453



YEARLY LEADERS

'14, '16 WAC CHAMPIONS

ALL-TIME YEARLY LEADERS

YEAR	GOALS	ASSISTS	POINTS
1974	5 - Sparks, Lavietes	3 - Three players	13 - Sparks, Lavietes
1975	9 - Roy Sparks	6 - Chuck Martinez	19 - Brian Howser
1976	20 - Roy Sparks	5 - Three players	42 - Roy Sparks
1977	15 - David Cohen	6 - John McDermott	32 - David Cohen
1978	12 - John McDermott	3 - Bleda Atilla	26 - John McDermott
1979	25 - David Cohen	7 - David Cohen	57 - David Cohen
1980	12 - David Cohen	5 - Tim Dane	27 - David Cohen
1981	14 - David Cohen	4 - Damian Betancourt	31 - David Cohen
1982	10 - Robbie Ryerson	7 - Robbie Ryerson	27 - Robbie Ryerson
1983	16 - Robbie Ryerson	7 - Billy Gunther	37 - Robbie Ryerson
1984	20 - Robbie Ryerson	7 - Robbie Ryerson	47 - Robbie Ryerson
1985	21 - Robbie Ryerson	10 - Rob Taber	48 - Robbie Ryerson
1986	10 - Gavin Spaulding	7 - Richie Ryerson	20 - Gavin Spaulding
1987	11 - Wale, Ritchie	7 - Shawn Ritchie	29 - Shawn Ritchie
1988	12 - Gavin Spaulding	10 - Sal Carbone	27 - Gavin Spaulding
1989	19 - Doug Borgel	10 - Daniel Barber	45 - Doug Borgel
1990	17 - Doug Borgel	7 - Doug Borgel	41 - Doug Borgel
1991	10 - Barber, Carstens	9 - Richie Louis	28 - Daniel Barber
1992	12 - Thies Carstens	6 - Tom Miller	27 - Thies Carstens
1993	4 - Four Players	6 - Ben Erickson	14 - Ben Erickson
1994	5 - Coby Holt	5 - Michael DuHaney	12 - Coby Holt
1995	11 - Michael Griego	6 - Brian Wilson	23 - Michael Griego
1996	7 - Phil Detmer	4 - Geoff Barto	14 - Phil Detmer
1997	9 - Daniel Schloss	4 - Michael Griego	18 - Daniel Schloss
1998	5 - Jason Melendez	5 - Jason Melendez	15 - Jason Melendez
1999	8 - Jason Melendez	4 - Jason Melendez	20 - Jason Melendez
2000	9 - Jason Melendez	6 - Jason Melendez	24 - Jason Melendez
2001	8 - Alex Hernandez	7 - Jason Melendez	21 - Jason Melendez
2002	11 - Alex Hernandez	11 - Alex Hernandez	33 - Alex Hernandez
2003	12 - Alex Hernandez	4 - Three players	28 - Alex Hernandez
2004	7 - Rod Dyachenko	2 - Four players	16 - Rod Dyachenko
2005	8 - Rod Dyachenko	3 - Two players	17 - Rod Dyachenko
2006	4 - Lamar Neagle	5 - Nicholas Paterson	11 - Lamar Neagle
2007	9 - Lamar Neagle	4 - Daniel Cruz	20 - Lamar Neagle
2008	9 - Lamar Neagle	4 - Ben Haugland	18 - Lamar Neagle
2009	8 - Two players	4 - Roberto Farfan	19 - Nick Marshall
2010	6 - Stephen Sifuentes	3 - Two players	15 - Stephen Sifuentes
2011	6 - Salvador Bernal	3 - Jonny Espinoza	14 - Salvador Bernal
2012	8 - Salvador Bernal	5 - Salvador Bernal	21 - Salvador Bernal
2013	6 - Two players	6 - Two players	16 - Rodrigo Fuentes
2014	8 - Salvador Bernal	6 - Two players	19 - Salvador Bernal
2015	14 - Danny Musovski	5 - Danny Musovski	33 - Danny Musovski
2016	12 - Danny Musovski	6 - Two players	30 - Danny Musovski
2017	15 - Danny Musovski	6 - Three players	36 - Danny Musovski
2018	10 - Marco Gonzalez	10- Nico Clasen	23- Marco Gonzalez
2019	11 - Timo Mehlich	3 - Three players	23 - Timo Mehlich

ALL-TIME ASSISTANT COACHES

Arbelaez, Victor	1981	Gunther, Billy	1987-88	Ryerson, Rob	1993
Armstrong, Matt	2012	Hamilton, Michael	2006-07	Schell, Dan	2008-11, 2013-18
Brown, Chad	2006-09	Lehtinen, Ralph	1981	Sparks, Roy	1977
Cohen, David	1982-83, 84-85	Perez, Ralph	1986	Tsironis, Fonda	1982
Connors, Liam	2010-	Preus, Mitch	1974-75	Uderitz, Scott	1995
D'Amelio, Frank	1998-2005, 2013-	Pryer, Terry	1996-97, 1998-99	Valencia, Camilo	2017-
Friedman, Alan	1980	Ryerson, Rich	2008-09		

LETTERWINNERS

SEVEN NCAA APPEARANCES



A

Abdalla, Dan	1994-97
Abdalla, Todd	1997
Abrego, Richard	2007-08, 2010-11
Abukusumo, Mochtar	1994
Abukusumo, Ubusuku	1994
Acero, Ricky	2012-14
Ackah, Robert	1998-00
Ackley, Corey	2012-15
Adame, Enrique	2016-19
Adagwuni, Simon	2007
Adams, Jacob	1998-00
Akebrand, Reine	1995
Akins, T'Jon	1995-98
Allen, Tyler	2016-19
Andersen, Lasse	1996-97
Anderson, Danny	1985-88
Angelo, Jeremy	1991-93
Anibal, Eddie	1985-88
Anibal, Mark	1983
Arbelaez, Victor	2002-04
Arenaz, Mark	1974
Arredondo, Eduardo	2003-04
Arsenault, Jeff	1980-81
Atilla, Bleda	1975-78

B

Bailey, Calvin	2006-07
Bailey, Tracy	1981
Bain, Brendon	2001-04
Balelo, Blake	2014-2015
Barber, Daniel	1989-92
Barilla, Jim	1979
Barto, Geoff	1996-99
Beck, Clint	1987-90
Bernal, Salvador	2011-14
Berrios, Alexis	2016
Betancourt, Damian	1980-81
Betz, Lukas	2019-
Bird, Al	1985
Bindrup, Ryan	1997-00
Bledsoe, Ryan	1998-99
Bloom, Charlie	1976-77
Boehmer, Bob	1974-76
Bohn, Nathan	2015-18
Bolden, Reggie	1999-02
Borgel, Doug	1987-90
Bowlin, Taylor	2009
Bradley, Steve	1974
Bradshaw, Damon	1994
Brainin, Alan	1986
Branson, Scott	2010-11
Brent, Jordan	2002-06
Briare, Bill	1974-77
Briare, Donald	1977

Brody, Scott	1990-92
Bryan, David	2006-08
Buckwalter, Bryce	1995
Burgess, Rick	1975
Burneo, Ryan	2006-09
Burns, Donald	1982
Butz, Alan	1985
Byrnes, Eddie	1980-82
Bywaters, Omar	2004-05

C

Callcott, Benjamin	1991-93
Calloway, Michael	1980-81
Calvin, Nathan	1990
Calvo, Jaime	2007-10
Canada, Tyler	2004
Carbone, Sal	1985-89
Cariss, Ryan	1999-01
Caronia, Charles	1990
Carr, Jeff	1981
Carstens, Thies	1991-92
Cavaricci, Frank	1975
Chavez, Jordan	2015-19
Clark, Pat	1974
Clasen, Nico	2018-
Clausen, Clint	1992
Clayton, Brian	1978
Cline, Chris	1986
Clitheroe, Peter	2002-05
Cochrane, Ryan	2000-04
Cohen, David	1977-81
Coletti, Connor	2011-14
Comstock, Eric	1992
Cook, Simon	2010-11
Cooper, Maliq	2016
Copeland, Artie	1991-93
Cormany, Joe	1990-93
Crawley, John	2007-08
Crawley, Josh	1988-89
Crew, Duane	1975
Crew, Russell	1979-80
Cruz, Danny	2007-08
Cruz, Leo	1999-00
Curry, Tom	1984
Cvetinovic, Filip	2017-19

D

Dane, Tim	1980
Davis, Rick	1986-88
DeBellis, Jeff	1981
Decker, Michael	1984
De LaPaz, Alberto	1974
De LaPaz, Enrique	1974
DeLeon, Nicholas	2008-09



LETTERWINNERS

'14, '16 WAC CHAMPIONS

Delgado, Rob	1996-97
Deloso-Flocco, Angelo	2018
Dembskey, Greg	1984-87
Denman, Tim	1992
Dennis, Justin	2001-02
Detmer, Phil	1993-96
Diaz, Daniel	2017
Diaz, Memo	2016-17
Dickinson, Paul	1999
DiOrio, Adam	1990
DiOrio, Jason	1988
Ditmore, Daryn	1989-90
Dragomir, Julien	2014
Drye, James	2016-19
DuHaney, Michael	1992-94
Dunning, Jon	2002-05
Dunseath, Dean	1977
Dyachenko, Rod	2002-05

E

Eiman, Perry	1980-82
Emslie, Rory	2010-11
Eng, Jason	2016-18
Enquist, Jeff	1986
Erickson, Ben	1990-93
Espinoza, Jonny	2009-12
Etzel, Dan	1976-77

F

Farfan, Roberto	2009
Farias, Ivan	2017
Farris, Ivan	1983-86
Faulds, Adam	1988-89
Ferenbaugh, Willis	1992
Fernandez, Eloy	1981
Fields, Harry	1982-85
Fields, Randy	1979
Flores, Herbert	2003-04
Forbach, Bryan	1981-83
Forget, Barry	1974-77
Forget, Kelly	1975-78
Frederick, Kelly	2001-02
Friel, Andrew	2007-09
Fuentes, Rodrigo	2012-15

G

Gaddy, Alan	1976-78
Gallia, Bart	1992-95
Gamble, Jerry	1980-82
Garcia, Robert	2009-12
Gariba, Lester	2018
Garnes, Richard	2012-16
Gins, Noah	1993-94

Giraldo, Daniel	1991
Gleason, Drew	2008-10
Gonzalez, Marco	2017-
Goo, Aaron	2012-15
Goo, Skyler	2019-
Graham, Scott	1995-96
Granger, Brock	2009
Greer, Marcus	2010
Griego, Michael	1995-98
Guerrero, James	1995-96
Gunther, Billy	1983

H

Hafeman, Brett	2005-06
Hamilton, Jay	1997-99
Handleman, Mark	1976
Harding, Ryan	2010-14
Hardison, Allen	2008
Harnasch, Julian	2007-09
Harris, Matt	2002
Harris, Trevor	2004
Hartwell, Carlton	1995
Haugland, Ben	2005-08
Heidaran, Mohammad Ali	1981-82
Henderson, Chris	2001-04
Hernandez, Alex	2000-03
Hernandez, Sebastian	2013-14
Hernandez, Tony	1982
Hertzel, David	1974
Holey, Dan	1976
Holt, Coby	1994-95
Homan, Tim	1984
Hooker, Andrew	1998-01
Hooker, Ben	1998-02
Hopper, Eric	2003
Horner, Austin	2008
Howes, Bill	1980-82
Howser, Brian	1975
Huggins, Todd	1993-94

I

Inghram, Rick	1974-76
Iocco, Leandro	2002-03
Isleib, Dave	2002

J

Jackson, Spencer	2016-18
Jacobson, Steve	1980-82
Jasenski, Trey	2009
Jazayeri, Nader	2000-01
Jeannin, Takumi	2016
Johansson, Eddie	1987
Jones, Billy	2019-

LETTERWINNERS

SEVEN NCAA APPEARANCES



Johnson, Matt.....2003-04

K

Kahn, Steve.....1978-81
Kamdem, Bradley.....2013-15
Karas, Robert.....1989-90
Karim, Abdul.....1982
Katz, Eric.....1994-95
Keith, Adam.....1987-88
Keith, Simon.....1987-88
Kennedy, Dave.....1974
Kenny, Martin.....2005-06
Khamvongsa, Jason.....2012-15
King, Nathan.....1991-92
Kirkhart, Matt.....1996
Kiuru, Esko.....1975
Kokavec, Gergely.....1997
Komalarajun, Varut.....1974-75
Kuball, Gary.....1974
Kupfer, Zach.....2009-11
Kurcz, Tony.....1980-81
Kurtz, Bay.....2018

L

Langa, Steve.....1974
Lara, Carlos.....2013-14
Larson, Clint.....1992
Lauver, Dennis.....1979
Lavelle, John.....1992-94
Laviertes, Louis.....1974
Lawrence, Patrick.....1983-84
Leaver, Ryan.....1993
Lehtinen, Ralph.....1977-80
Letherman, Bailey.....2018-
Linton, John.....1979
Litwin, John.....1984
Lopez, Ivan.....2017-18
Louis, Richie.....1990-93
Lozzi, Tom.....1979
Lucas, John.....1982-83
Lunkwitz, Kevin.....1999-01
Lunkwitz, Paul.....1998-99
Lyerly, Ron.....1976
Lynam, John.....2018-

M

Madrid, Michael.....1987-91
Mancuso, Joey.....1991-94
Manthey, Austin.....2017-18
Marshall, Nick.....2009-12
Martinez, Chuck.....1974-76
Martinez, Efraim.....1978
Martino-Serrano, Bryan.....2019-

Massey, Cody.....2014-17
May, Paul.....1974
Mays, Casey.....1995-96
McCardell, Tim.....1986
McClenachan, Steve.....1978-79
McCool, Cole.....2003-06
McCool, Taylor.....2003-04
McDermott, John.....1977-78
McGarry, Tim.....1978-79
McKay, Joshua.....1990
McKenna, George.....1984-87
McKusick, Jim.....1978-79
McNicol, B.J.....1996-99
Mecham, Jake.....2018-19
Medina, Kiko.....1995-98
Meek, Michael.....2000-01, 2003
Mehlich, Timo.....2016-19
Melendez, Jason.....1998-01
Mellies, Kyle.....2011-14
Mendoza, Jose.....2010-13
Meola, Billy.....1978
Mielbrecht, Emmet.....1989-91
Militello, Dominic.....1987-88
Miller, Jared.....2003
Miller, Russell.....1998
Miller, Tom.....1992-93
Mills, Kieran.....2016-17
Minigil, Randy.....1975
Mitchell, James.....1993-95
Montoya, Dave.....1976-79
Mota, Mike.....2009-12
Moran, Daniel.....2015-19
Moreland, Rob.....1983-84
Mummey, Jonathan.....2007-09
Murillo, Tony.....2015
Musovski, Adam.....2015-18
Musovski, Danny.....2014-17
Muuss, Paul.....1976-78

N

Neagle, Lamar.....2005-08
Neale, Daniel.....2017
Neel, Todd.....1987-89
Newbry, Glen.....1977-79
Nicholson, Sam.....2010
Nietling, Jay.....1980-81
Nordfors, K.C.....2000
Nute, Kevin.....1986-89

O

Ockford, Ryan.....2017
Odle, Cliff.....1987-90
Olejnik, Mark.....1984-85
Orci, Eddie.....1984



LETTERWINNERS

SEVEN NCAA APPEARANCES

Orci, Michael 1982-83
 Ornelas, Sal 2007-09
 O'Rourke, Terry 1975
 Owens, Mark 2006-07

P

Paananen, Kristian 2001-04
 Packer, Daniel 1991-93
 Pak, John 1991
 Panther, Shane 2010-11
 Parrish, Paul 1976-77
Partida, Jesus..... 2017-
 Partida, Kevin 2013-17
 Paterson, Nicholas..... 2005-08
 Pauls, Kevin 2000
 Pavlantos, George 1995
 Pederson, Wayne 1974-76
 Pedoen, Domminick..... 1983
 Pelluga, Hank 1974
 Perez, Chris 2016
 Petersen, Murray 1977-79
 Petersson, Jens 1985-86
 Phillips, Kevin..... 1975
 Pisch, Ben 2005-06
 Pitt, Marquis..... 2016-17
 Porter, Rick 1975
 Portugal, Julian 2011-14
Prasad, Hayden 2019-
 Pribil, Jerry..... 1989-90
 Pryer, Terry..... 1990-91

Q

Quevedo, Alexis 2015-16

R

Rafferty, Terrence 1982
 Reibeiro, Jon 1982
 Rensing, Darek..... 1996-97
 Ricci, Fabrizio..... 2008
 Richter, Steve 1979-80
 Rilee, Rus 1993-94
 Ritchie, Shawn 1986-87
 Rivas, Joaquin 2010-13
 Roberts, P.J..... 1993-95
 Roberts, Todd..... 1996-99
 Robertson, Ryan 2010-12
 Rodriguez, Abdel 2014-15
 Rodriguez, Andy 2012-15
 Rodriguez, Eddie..... 1980-82
 Rodriguez, Peter..... 2006-09
 Roell, Andreas..... 1994-97
 Romero, Alfonso 1997-98
 Romero, John 1976-79
 Rootes, John 1982-83

Ryan, Connor 2016-19
 Ryerson, Kenny 1986-89
 Ryerson, Rich..... 1983-86
 Ryerson, Rob..... 1982-85
 Ryerson, Tim 1989

S

Saenz, Lionel..... 1983-84
 Salomone, Joe 1976
Sanchez, Chilo 2019-
 Schaan, Chris 1988
 Schell, Curtis (Dan) 1990-94
 Schloss, Daniel..... 1997
 Scibilia, Wayde 2016
 Sepede, Gary 1979
 Sheparovich, Mike 1982-86
 Shota, Takada 2014-17
 Shutt, Patrick..... 1986
 Sibley, Craig..... 1975
 Sierra, Mike..... 1977-78
 Sifuentes, Stephen..... 2007-10
 Singer, Bob..... 1974-75
 Sjoevoll, Espen 2002, 2004
 Slick, John..... 1991
 Smith, Forrest..... 2005
Smyth, Grant..... 2019-
 Somera, Irvin..... 2013-15
Dylan Soresman 2019-
 Soresman, Gary..... 1983-86
 Soro, Angelo 2010
 Sotelo, Ken..... 1980
 Spaulding, Gavin..... 1984-88
 Sparks, Roy 1974-76
 Sprague, Brandon..... 2005-06
 Starbird, Joshua..... 2004-05
 Stock, Mark..... 2002-03
 Stollerman, Ben..... 2002
 Storrs, Brent 1999-00
 Swanson, Roland..... 2006-09
 Sweeney, Josh 1996

T

Taber, Rob 1982-85
 Tabor, Cliff 1974-75
 Tabor, Glen..... 1978-79, 1982
 Tabor, Roger..... 1976, 1978-79
 Takada, Shota 2014-17
 Talvio, Tuomas..... 1999-02
 Tapia, Tony 1997-98
 Taylor, Dale..... 1980-83
 Thompson, Matt..... 1997-00
 Thompson, Mike 1974-75
 Trafford, Mason 2004-07
 Trevino, Todd..... 1994

LETTERWINNERS

SEVEN NCAA APPEARANCES



Trujillo, Rick..... 1978-80
Turchi, Tyler 1998-01

U

Uderitz, Keegan 2005-08
Uderitz, Scott 1989-92
Utsman, Ryan..... 1995-97

V

Valencia, Camilo..... 2008-10
Van Betten, Tom..... 1989
Van Groski, Bob..... 1988-89
Vega, Eddie 2012
Vejlo, Oskar 2013
Velazquez, Oscar..... 2014-2017
Vitale, Joe..... 2012-13
Voydat, Jim..... 1984-85

W

Wale, Jeff..... 1986-87, 1989
Wallace, Kirk 1981
Walker, Ronald..... 1987
Wessel, Chris..... 2004-05
Williams, Nick 2019-
Wilson, Allan 1980-81
Wilson, Brian 1995-96
Winstead, Scott 2000-01
Wise, Salvatore 2002-03
Wittmann, Ernst 1988-89
Wolfe, Raviv 1999
Wren, Sam 2019-
Woolery, Deshawn 2004-05
Wyban, Joe..... 1996\

Y

Yeh, Alvin 1993

Z

Zaher, Zac 2008
Zermouni, Hakim..... 2006-07
Zender, Bill 1974
Ziegahn, Will..... 2009

Active Players in **bold**.

1983 FAR WEST REGIONAL - FIRST ROUND

Nov. 16, 1983 - Peter Johann Memorial Field

Las Vegas, Nev. - Attendance: 1,300

	1st	2nd	OT	OT	Total
California	0	1	0	0	1
UNLV	1	0	1	1	3

Goal	Team	Time	Assist
Rich Ryerson	UNLV	32:00	Gary Soresman
Mike Deleray	Cal	75:30	Mike Nieto
Ivan Farris	UNLV	93:20	unassisted
John Rootes	UNLV	104:05	Rob Ryerson

1983 FAR WEST REGIONAL - FINAL

Nov. 20, 1983 - Peter Johann Memorial Field

Las Vegas, Nev. - Attendance: 780

	1st	2nd	Total
San Francisco	2	1	3
UNLV	1	1	2

Goal	Team	Time	Assist
Rob Taber	UNLV	21:21	unassisted
Thierry Blanson	USF	32:45	Robert Magalhaes
Theo Narvestad	USF	39:15	Thierry Blanson
Per Haugvalstad	USF	61:55	Jan Schiefloe
Patrick Lawrence	UNLV	75:19	John Lucas

1984 FAR WEST REGIONAL - FIRST ROUND

Nov. 16, 1984 - Peter Johann Memorial Field

Las Vegas, Nev. - Attendance: 697

	1st	2nd	OT	OT	Total
San Francisco	1	0	1	0	2
UNLV	1	0	0	0	1

Goal	Team	Time	Assist
Gavin Spaulding	UNLV	11:21	Rob Taber
Robert Magalhaes	USF	32:16	Ken Boardman
Thierry Blanson	USF	99:58	Marco Lucchetta

1985 FAR WEST REGIONAL - FIRST ROUND

Nov. 17, 1985 - Peter Johann Memorial Field

Las Vegas, Nev. - Attendance: 1,482

	1st	2nd	Total
Fresno State	0	1	1
UNLV	1	1	2

Goal	Team	Time	Assist
Rob Ryerson	UNLV	15:01	Sal Carbone
Rich Ryerson	UNLV	70:03	Rob Taber, Sal Carbone
Tom Gleason	FSU	73:15	Dan Dutra

1985 FAR WEST REGIONAL - FINAL

Nov. 24, 1985 - Bruin Field

Los Angeles, Calif. - Attendance: 800

	1st	2nd	OT	OT	Total
UNLV	0	0	0	0	0
UCLA	0	0	0	1	1

Goal	Team	Time	Assist
Dale Ervine	UCLA	101:07	Mike Getchell

1987 FAR WEST REGIONAL - FIRST ROUND

Nov. 15, 1987 - Peter Johann Memorial Field

Las Vegas, Nev. - Attendance: 1,383

	1st	2nd	Total
San Francisco	0	0	0
UNLV	1	0	1

Goal	Team	Time	Assist
Adam Keith	UNLV	35:44	Jeff Wale, Rick Davis

1988 FAR WEST REGIONAL - FIRST ROUND

Nov. 13, 1988 - Bulldog Stadium

Fresno, Calif. - Attendance: 1,097

	1st	2nd	OT	OT	PK	Total
UNLV	1	0	0	0	(2)	1
Fresno State	1	0	0	0	(4)	2

Goal	Team	Time	Assist
Ken Ryerson	UNLV	7:17	Dominic Militello, Adam Keith
Paul McCully	FSU	7:38	Tim Martin

Penalty Kicks By

FSU - Tim Martin, Kirk Steers, Vu Tran, Haig Shahinian

UNLV - Rick Davis, Doug Borgel

2014 FIRST ROUND

Nov. 20, 2014 - Anteater Stadium

Irvine, Calif. - Attendance: 757

	1st	2nd	Total
UNLV	0	0	0
UC Irvine	2	1	0

Goal	Team	Time	Assist
Ken Ryerson	UNLV	7:17	Dominic Militello, Adam Keith
Paul McCully	FSU	7:38	Tim Martin

NCAA HISTORY

SEVEN NCAA APPEARANCES



2016 FIRST ROUND

Nov. 17, 2016 - SDSU SportsDeck
San Diego, Calif. - Attendance: 1468

	1st	2nd	OT	OT	PK	Total
UNLV	1	0	0	0	(6)	1
San Diego St	0	1	0	0	(5)	1

Goal	Team	Time	Assist
Adam Musovski	UNLV	29:17	Oscar Velazquez
AJ Vergara	SDSU	46:44	unassisted

2016 SECOND ROUND

Nov. 20, 2016 - CIBER Field
Denver, Colo. - Attendance: 1070

	1st	2nd	Total
UNLV	0	0	0
Denver	0	3	3

Goal	Team	Time	Assist
Scott Devoss	Denver	55:05	Karsten Hanlin
Alex Underwood	Denver	69:33	Sam Hamilton
Kortne Ford	Denver	80:32	Alex Underwood

