



**SAGE SAMMONS • DIRECTOR OF NEW MEDIA • 4505 MARYLAND PARKWAY • LAS VEGAS • NV • 89154-0004
OFFICE: 702-895-3764 • CELL: 702-478-0166 • EMAIL: SAGE.SAMMONS@UNLV.EDU • TWITTER: @UNLV_SAGE**

SUNDAY, NOVEMBER 15, 2015





BATTLE OF LAS VEGAS TEAMS SET FOR MONDAY

UNLV VS. NEW MEXICO HIGHLANDS AT 7 PM AT THE THOMAS & MACK CENTER

2015-16 SCHEDULE/RESULTS

Record:..... 1-0	Home:..... 1-0	MWN #
MW:..... 0-0	Away:..... 0-0	MWN #
vs. Top 25:..... 0-0	Neutral:..... 0-0	MWN/CI #
11/6 WHITTIER (Exhibition)	W, 94-57	MWN #
11/13 CAL POLY ~	W, 74-72	MWN #
11/16 NEW MEXICO HIGHLANDS	7:00 PM	MWN #
11/18 SOUTHERN UTAH	7:30 PM	MWN/CI #
11/23 vs. UCLA ~	8:30 PM	ESPN2
11/24 vs. Kansas or Chaminade ~	7 or 1:30 PM	ESPN or ESPN2
11/25 vs. TBD ~	TBD	ESPN, ESPN2 OR ESPNU
11/28 PRAIRIE VIEW A&M	7:00 PM	MWN #
12/4 vs. Oregon ^	8:00 PM	ESPN2
12/9 at Wichita State	6:00 PM	ESPN2
12/12 at UC Riverside	4:00 PM	BigWest.TV
12/16 ARIZONA STATE	7:00 PM	CBSSN
12/19 at Arizona	6:30 PM	ESPN2
12/22 SOUTH DAKOTA	7:00 PM	MWN #
12/30 FRESNO STATE *	8:00 PM	ESPNU
1/6 at Colorado State *	7:00 PM	CBSSN
1/9 at Wyoming *	3:00 PM	CBSSN
1/12 NEW MEXICO *	7:00 PM	CBSSN
1/16 AIR FORCE *	7:00 PM	ESPN2 or ESPN3
1/19 at Utah State *	8:00 PM	ESPNU or ESPN3
1/23 at Nevada, Reno *	7:00 PM	ESPNU or ESPN3
1/27 BOISE STATE *	7 or 8:00 PM	CBSSN
1/30 SAN DIEGO STATE *	5:00 PM	CBSSN
2/2 at New Mexico *	5:00 PM	CBSSN
2/6 at Fresno State *	4:00 PM	ESPN3
2/10 SAN JOSE STATE *	7:00 PM	ESPN3
2/13 COLORADO STATE *	7:00 PM	ESPNU
2/16 at Air Force *	6:30 PM	CBSSN
2/20 NEVADA, RENO *	TBA	CBSSN
2/23 at Boise State *	8:00 PM	ESPNU
2/27 WYOMING *	TBA	ESPN2 or ESPN3
3/5 at San Diego State *	7:00 PM	CBSSN
3/9-12 MW TOURNAMENT %	TBD	TBD


Home games in **BOLD CAPS**
- Video stream (free) at UNLVRebels.com
~ - Maui Jim Maui Invitational Opening Game
--- - Maui Jim Maui Invitational, Lahaina Civic Center, Maui, Hawaii
(other teams: Indiana, St. John's, Vanderbilt, Wake Forest)
^ - MGM Grand Showcase, MGM Grand Garden Arena, Las Vegas
* - MW games
% - Mountain West Tournament, Thomas & Mack Center
All times Pacific





UNLVREBELS.COM

NEW MEXICO HIGHLANDS (1-1, 0-0 ROCKY MOUNTAIN ATHLETIC CONFERENCE)

at

UNLV (1-0, 0-0 MOUNTAIN WEST)



DATE: Monday, November 16, 2015
TIME: 7:00 p.m.
SITE: Tarkanian Court, Thomas & Mack Center (18,000), Las Vegas
VIDEO: Mountain West Network/UNLVRebels.com (Tony Cordasco, Keith Starr)
RADIO: ESPN Radio 1100 AM/100.9 FM (Jon Sandler, Robert Smith)
AUDIO: UNLV Gameday App & UNLVRebels.com
STATS: Gametracker at UNLVRebels.com

Coming off a win in its season opener, 74-72 over Cal Poly on Friday, Nov. 13, the UNLV men's basketball team will resume its 2015-16 regular season with a home contest against New Mexico Highlands on Monday, Nov. 16 at 7 p.m. at the Thomas & Mack Center.

NMHU (1-1), which is located in Las Vegas, N.M., will be making its second trip to Las Vegas, Nev. to face UNLV and first since 1966.

In the victory over Cal Poly, sophomore Patrick McCaw came off the bench to lead the Runnin' Rebels in scoring with 15 points. McCaw also finished with four assists, four rebounds and two steals in 29 minutes. Stephen Zimmerman Jr. finished with 12 points, nine rebounds and three blocks in the game. Jerome Seagears also finished in double figures with 11 points and finished the game with a team-high five assists.

In the exhibition game win over Whittier, freshman Derrick Jones Jr. scored 20 points on 7 of 10 from the field and freshman Stephen Zimmerman Jr. added a double-double with 13 points and 11 rebounds. Seniors Ike Nwamu and Jerome Seagears also scored in double figures with 12 and 11 points, respectively, while Seagears had a game-high seven assists.

Monday's game will have no television coverage, however a live Mountain West Network video stream will be available for free at UNLVRebels.com with Tony Cordasco and Keith Starr calling the action. Jon Sandler and Robert Smith will handle the radio call, which may be heard live on ESPN Radio 1100 AM/100.9 FM. All internet links along with live stats will be available at UNLVRebels.com.

QUICK FACTS

Location:.....	Las Vegas, NV 89154
Founded:.....	1957
Enrollment:.....	29,000
Nickname:.....	Runnin' Rebels
Colors:.....	Scarlet & Gray
President:.....	Dr. Len Jessup
Director of Athletics:.....	Tina Kunzer-Murphy
Conference:.....	Mountain West
Arena:.....	Thomas & Mack Center
Capacity:.....	18,000
Record in Arena:.....	.446-97 (.821)/33rd season
All-Time Record:.....	1,223-504 (.708)/58th season
All-Time vs. Current MW:.....	327-131 (.714)
Head Coach:.....	Dave Rice
UNLV Record:.....	.90-47 (.656)/5th season
Career Record:.....	Same
UNLV's 2014-15 Record:.....	18-15/8-10 MW (7th)
2015 Postseason:.....	None

FOLLOW THE RUNNIN' REBELS ON SOCIAL MEDIA



/UNLVRunninRebelBasketball
/UNLVAthletics



/RunninRebels
/UNLVAthletics



@TheRunninRebels
@UNLVAthletics



/UNLVAthletics

UNLVREBELS.COM



RUNNIN' REBEL BASKETBALL

ASSOCIATED PRESS POLL

2015-16 Preseason

Table with 4 columns: RANK, TEAM, RECORD, VOTES. Lists top 25 teams for the 2015-16 preseason poll.

OTHERS RECEIVING VOTES: Oregon 116, SMU 112, West Virginia 84, Texas A&M 72, Cincinnati 63, Miami (FL) 48, Louisville 46, Georgetown 23, NC State 19, Texas 18, Florida State 18, Rhode Island 17, Dayton 12, Xavier 12, Providence 10, Iowa 6, BYU 5, Valparaiso 5, Boise State 4, Old Dominion 3, San Diego State 2, UCLA 2, Oklahoma State 2, Yale 1, UC Irvine 1, Iona 1, Central Michigan 1

DROPPED FROM RANKINGS: Northern Iowa 11, Louisville 17, SMU 18, West Virginia 20, Arkansas 21, Georgetown 22, VCU 25

ESPN/USA TODAY COACHES' POLL

2015-16 Preseason

Table with 4 columns: RANK, TEAM, RECORD, VOTES. Lists top 24 teams for the ESPN/USA Today Coaches' Poll.

OTHERS RECEIVING VOTES: Michigan 108, Louisville 93, Texas A&M 58, UCLA 48, Georgetown 45, Cincinnati 43, NC State 36, Oregon 33, Texas 29, Florida State 25, Xavier 25, Miami (FL) 11, San Diego State 10, Iowa 8, Providence 5, Davidson 5, Boise State 5, Ohio State 2, Stephen F Austin 2, Belmont 2, Tulsa 1, Dayton 1, Marquette 1, Old Dominion 1

DROPPED FROM RANKINGS: Louisville 10, Northern Iowa 14, Arkansas 20, Xavier 22, NC State 24, Oregon 25

THE UNLV RUNNIN' REBELS (1-0, 0-0 MW)

- The 2015-16 season marks the fifth for UNLV head coach Dave Rice.
• Rice has led the Runnin' Rebels to 89 victories over his first four years, an average of 22 wins per season.
• With UNLV's win over then-No. 3 Arizona on Dec. 23 last season, Coach Rice has led UNLV to eight wins over ranked teams in his five years leading the Runnin' Rebel program, including two wins over top-five teams.
• UNLV was picked to finish fourth in this year's Mountain West race by the media. Freshman Stephen Zimmerman Jr. was named the league's Preseason Freshman of the Year.
• UNLV returns seven scholarship players from last year's roster with six newcomers making up another highly regarded recruiting class.
• After a top-five recruiting class in 2014, Rivals.com has this year's Runnin' Rebel class ranked No. 11 in the country. This year's class is led by Las Vegas product and McDonald's All-American Stephen Zimmerman (7-footer). The 2012 UNLV class was ranked No. 7 in the country by ESPN and included Anthony Bennett, who went on to become the top overall selection in the 2013 NBA Draft.
• Sophomore guard Patrick McCaw is the Runnin' Rebels' leading returning scorer. He averaged 9.6 points, 3.3 rebounds, 2.7 assists and 1.5 steals per game last year.
• Sophomore forward/center Goodluck Okonoboh is the team's leading returning rebounder. He averaged 5.7 points, 4.5 rebounds and 2.9 blocks per game last season, while shooting 52.1 percent from the field. He led the team in blocks and was ninth in the country (first among freshmen) last year. He also led the team in field-goal percentage and his seasonal total of 90 blocks ranks fourth on the all-time UNLV chart.
• Sophomore guard Jordan Cornish made 48.7 percent of his 3-point attempts last season (38-of-78), which ranks second all-time for a season in UNLV history.
• UNLV lost freshman guard Rashad Vaughn and sophomore forward Christian Wood from last year's team to the NBA. Vaughn was selected with the No. 17 overall pick by the Milwaukee Bucks, while Wood went undrafted and signed a free-agent contract with the Philadelphia 76ers. UNLV has now had two first-round NBA Draft picks in the last three years (Anthony Bennett was the No. 1 overall pick in 2013).
• The Runnin' Rebels finished the 2014-15 season with an overall record of 18-15, finishing seventh in the Mountain West at 8-10.

THE NEW MEXICO HIGHLANDS COWBOYS (1-1, 0-0 ROCKY MOUNTAIN ATHLETIC CONFERENCE)

- New Mexico Highlands finished last season 5-21 and 5-17 in the Rocky Mountain Athletic Conference, tying for 11th.
• NMHU comes into the UNLV game with a 1-1 record. The Cowboys won their season-opener 85-77 against Eastern New Mexico but lost their second game to West Texas A&M, 89-74.
• NMHU also played an exhibition game at Grand Canyon on Nov. 5 and fell to the Antelopes 84-53.
• The game against UNLV will count toward the Runnin' Rebels' record but will not count against their RPI and will be NMHU's second exhibition of the season.
• Following the game against UNLV, NMHU will play Mountain West member Wyoming on Nov. 19.
• In the three total games this season, Jonathon Mines leads the team with 16.7 points and has recorded seven assists this season. Marlon Johnson ranks second on the team averaging 14.7 points and leads the team with 9.7 rebounds per game.
• NMHU returns six letterwinners from last year's team, including four starters.
• The NMHU roster is made up of five freshmen, six juniors and four seniors.
• Head coach Craig Snow is in his second year at New Mexico Highlands with a record of 6-22 (.214). Previously he served on the New Mexico staff for three seasons at New Mexico.

SERIES HISTORY

- This will mark the third meeting between UNLV and New Mexico Highlands in men's basketball and the first since playing in 1966.
• The series is tied at 1-1, as each team has won at home.
• The last time the teams met was Feb. 14, 1966, and UNLV, which was known as Nevada Southern University at the time, won 95-86. That game is believed to have taken place on UNLV's campus at the NSU Gymnasium, which is now the Marjorie Barrick Museum.
• The only other meeting between the two schools took place in Las Vegas, N.M., where UNLV lost 117-102 on Jan. 26, 1966.

UP NEXT

UNLV will host Southern Utah on Wednesday, Nov. 18, at 7:30 p.m. at the Thomas & Mack Center to complete its season-opening three-game homestand. The Runnin' Rebels will then travel to Hawaii for the Maui Jim Maui Invitational, which begins Monday, Nov. 23. UNLV will face UCLA in the opener on the Islands.

FOR (SEASON) OPENERS...

After UNLV's 74-72 victory over Cal Poly, the Runnin' Rebels are now 47-11 all-time in season openers and is 39-5 when opening the season at home. UNLV is also 24-1 at the Thomas & Mack Center in season openers and has won 20 of its last 21 season openers overall. The lone season opener that UNLV has lost in the last 20 years was in 2004 at home to St. Mary's. UNLV has won each of its last 11 season openers.





2015-16 MOUNTAIN WEST STANDINGS

Through Saturday, November 14

Table with columns: (AP/USA Rank), MW Games (W, L, Pct.), All Games (W, L, Pct.). Lists teams including Colorado State, Fresno State, Nevada, Reno, New Mexico, San Diego St. (RV/RV), UNLV, Utah State, Wyoming, Air Force, Boise State (RV/RV), and San José State.

UNLV'S 2015-16 RECORD WHEN IT...

Table listing various game scenarios and their records, such as 'plays at home' (1-0), 'shoots a higher FG% than opponent' (1-0), 'has more assists than opponent' (1-0), etc.

THE UNLV RETURNERS

- Daquan Cook - 6-2 junior guard from Baltimore, Md., - Redshirted in 2014-15 with knee injury, has appeared in 53 games for UNLV. Suspended for non-conference season after being arrested for driving under the influence on Nov. 1.
• Jordan Cornish - 6-6 sophomore guard from New Orleans, La. - His 3-point percentage of .487 (38-of-78) during his freshman year ranks second all-time for a season in UNLV history.
• Patrick McCaw - 6-7 sophomore guard St. Louis, Mo. - Is the team's top returning scorer from last year (9.6 ppg, 3.3 rpg, 2.7 apg and 1.5 spg). Led the team and was fifth in the Mountain West in steals.
• Dwayne Morgan - 6-8 sophomore forward from Baltimore, Md. - Appeared in all 33 of UNLV's games last season, averaging 5.3 ppg and 3.0 rpg.
• Goodluck Okonoboh - 6-10 sophomore forward/center from Boston, Mass. - Is the team's top returning rebounder from last season (5.7 ppg, 4.5 rpg). 90 blocked shots last year ranks fourth in program history. MW All-Defensive Team, led the MW in blocks (ninth in country - first among freshmen). Set MW freshman blocked shots record for overall games and league play.

THE UNLV NEWCOMERS

- Ben Carter - 6-9 junior forward from Las Vegas, Nev. - Transferred from Oregon and sat out 2014-15 season at UNLV. Now eligible.
• Tyrell Green - 6-7 junior forward from Toronto, Ontario - Transferred to UNLV from Hill College in Hillsboro, Texas. During his two years at the junior college level, shot 48.4 percent from 3-point range. Eligible to play right away for UNLV.
• Derrick Jones Jr. - 6-7 freshman forward from Chester, Pa. - Ranked as 27th-best player in the class of 2015 by ESPN and as the third-best player at his position in his class, No. 6 in his region and No. 1 in the state of Pennsylvania. Also was named the Best Dunker in the country in the class of 2015.
• Ike Nwamu - 6-5 senior guard from Greensboro, N.C. - Graduate transfer from Mercer. Eligible to play this season. Led Mercer in scoring last year (15.1 ppg), selected to the 10-member All-Southern Conference team. Scored 11 points in Mercer's upset of Duke in the 2014 NCAA Tournament.
• Chris Obekpa - 6-10 senior forward from Makurdi, Benue State, Nigeria - Transfer from St. John's. Must sit out 2015-16 season because of NCAA transfer rules.
• Alex Perez - 6-4 senior guard from San Diego, Calif. - Non-scholarship player that transferred to UNLV from Saint Katherine.
• Jalen Poyser - 6-4 freshman guard from Malton, Ontario - Was the No. 1 ranked player in Canada in the class of 2015 and Rivals listed him as a 4-star recruit and the No. 83 player overall.
• Jerome Seagears - 6-1 senior guard from Silver Spring, Md. - Transferred from Rutgers where he was a three-year starter. Sat out 2014-15 season at UNLV. Now eligible.
• Austin Starr - 6-3 freshman guard from Las Vegas, Nev. - Non-scholarship player.
• Stephen Zimmerman Jr. - 7-0 freshman forward from Las Vegas - MW Preseason Freshman of the Year. Also named to the 2016 Kareem Abdul-Jabbar Award Watch List, which honors the top centers in college basketball. Ranked as the 10th-best player in the class of 2015 and was named a McDonald's High School All-American.

RICE ERA - YEAR FIVE

Dave Rice is in his fifth season as the head men's basketball coach at UNLV. In 2011, he returned to the school where he was part of the 1990 National Championship team as a player, was a Rhodes Scholar candidate while earning his bachelor's degree in political science (UNLV '91), earned his master's of business administration (UNLV '93) and served as a Runnin' Rebel assistant coach for 11 seasons (1991-92 & 1994-2004). Rice has led the team to 89 victories in his first four years as head coach, with an average of over 22 wins per season. He led the Runnin' Rebels to back-to-back NCAA Tournament appearances in 2012 and 2013, has recruited and coached two first-round NBA Draft picks over the last three seasons (No. 1 overall pick in 2013 - Anthony Bennett and No. 17 overall in 2015 - Rashad Vaughn) and has led the Runnin' Rebels to eight wins over ranked opponents, including then-No. 1 North Carolina and then-No. 3 Arizona. After a top-five recruiting class in 2014, Rice and his staff have again assembled another group with elite talent as Rivals has UNLV's 2015 class ranked No. 11 in the country. Prior to accepting his first head coaching job, Rice accumulated 18 years of experience as an assistant coach at the Division-I level. He was hired at BYU in 2005 as an assistant coach, then was promoted to associate head coach in 2008. He also spent a year (2004-05) as assistant coach at Utah State. The first former player to become head coach of the program, Rice played on two of legendary Hall of Fame Coach Jerry Tarkanian's Final Four teams. Dave and his wife, Mindy, who is also a UNLV graduate, have two sons, Travis, 18, and Dylan, 13. The couple established the Dave Rice Foundation in the spring of 2012, which is a non-profit organization dedicated to the education and support of health initiatives including developmental disorders such as Autism, and other charitable causes. It has awarded hundreds of thousands of dollars in grants to various Autism-related organizations in Southern Nevada.



RUNNIN' REBEL BASKETBALL

UNLV IN THE 2015-16 MOUNTAIN WEST STATISTICS

Through Saturday, November 14

Table with 5 columns: Team, All Games Rank, All Games Stat, MW Games Rank, MW Games Stat. Rows include Scoring Offense, Scoring Defense, Scoring Margin, FT Percentage, FG Percentage, FG Pct. Defense, 3FG Percentage, 3FG Pct. Defense, Reb. Offense, Reb. Defense, 3FG Made, Reb. Margin, Blocks, Assists, Steals, Turnover Margin, Assist/TO Ratio, Offensive Rebounds, Defensive Rebounds.

Table with 6 columns: Individual Category, Player, All Games Rank, All Games Stat, MW Games Rank, MW Games Stat. Rows include Scoring, Rebounding, FG Pct., Assists, FT Pct., Steals, 3FG Pct., 3FG Made, Blocks, Ast/TO Ratio, Off. Reb., Def. Reb., Min. Played.

* Must appear in at least 75% of team's games to be ranked

UNLV IN THE 2015-16 NCAA STATISTICS

Through Saturday, November 14

Table with 4 columns: Team Category (Top 100), Rank, Stat, Individual (Top 100) Category, Player, Rank, Stat.

ZIMMERMAN JR NAMED MW PRESEASON FRESHMAN OF THE YEAR

UNLV men's basketball's 7-foot forward Stephen Zimmerman Jr. was named the Mountain West's Preseason Freshman of the Year as the league released its preseason media poll and all-conference team during media days in October at the Renaissance Las Vegas Hotel.

ZIMMERMAN JR. ON KAREEM ABDUL-JABBAR AWARD WATCH LIST

Zimmerman Jr. was also named to the 2016 Kareem Abdul-Jabbar Award Watch List, announced by the Naismith Memorial Basketball Hall of Fame. Named after Hall of Famer and three-time NCAA Champion Kareem Abdul-Jabbar, the annual honor in its second year recognizes the top centers in men's college basketball.

AND NOW...

UNLV Athletics didn't have to look too far to develop its 2015-16 Runnin' Rebel marketing campaign: "AND NOW... Your Runnin' Rebels." The theme is in honor of the simple yet powerful phrase which has opened UNLV's famous pregame fireworks show for the past three decades.



"The idea was to take our fans to that special moment at the Thomas & Mack Center right before tipoff," said UNLV Director of Athletics Tina Kunzer-Murphy. "Rebel fans of all ages are familiar with Dick's voice and his unique way of letting us know it's time for the show."

Head coach Dave Rice said he was a fan of the campaign concept immediately.

"The pregame show is important to our program," Rice said. "'And now' resonates with UNLV fans -- it's a part of our culture and has been for over 30 years. I still get excited every time the lights go down in the Thomas & Mack and I hear Dick say those words. It's a great moment for all Runnin' Rebels."

Kunzer-Murphy said the concept is also creative in introducing the 2015-16 squad.

"For many reasons, fans are excited about this year's edition of the Runnin' Rebels," she said. "While there are several key returnees, there are a lot of new faces and the program has a newness about it because of that. 'AND NOW... Your Runnin' Rebels' represents introducing this new team to the fan base. It represents being excited about the possibilities."

ANOTHER TOUGH NON-CONFERENCE SCHEDULE ON TAP

UNLV had the third-toughest non-conference strength of schedule in the country last season (according to ESPN.com). The Runnin' Rebels have another tough non-conference schedule in 2015-16 beginning with the Maui Jim Maui Invitational.



RUNNIN' REBEL
BASKETBALL

RUNNIN' REBELS TO THE NBA

Rashad Vaughn (freshman) and Christian Wood (sophomore) both declared for the 2015 NBA Draft from last year's team. Vaughn was selected in the first round with the No. 17 overall pick by the Milwaukee Bucks, while Wood went undrafted. Wood has since signed with the Philadelphia 76ers and is an active member of the squad. UNLV has had two first-round NBA Draft picks over the last three seasons (No. 1 overall pick in 2013 – Anthony Bennett; and Vaughn). Other active NBA players from UNLV are Louis Amundson (New York Knicks), Joel Anthony (Detroit Pistons) and Bennett (Toronto Raptors).

UNLV'S 2014-15 ALL-MW SELECTIONS

Only one Runnin' Rebel who was recognized by the Mountain West last season returns for the 2015-16 campaign. Goodluck Okonoboh, who was a freshman last season, was selected to the league's All-Defensive Team. Rashad Vaughn was named the league's Freshman of the Year and Christian Wood was named Second-Team All-Mountain West. Vaughn also was Honorable Mention All-Mountain West.

COOK SUSPENDED FOR NON-CONFERENCE SEASON

Junior guard Daquan Cook has been suspended for at least the non-conference portion of the 2015-16 season, which equates to the first 13 games. He was arrested for driving under the influence on Nov. 1 in Las Vegas. His status will be re-evaluated prior to the start of conference play.

OKONOBOH SET MOUNTAIN WEST FRESHMAN BLOCK RECORDS

Goodluck Okonoboh, a 6-foot-10-inch, forward/center from Boston, Mass., set the Mountain West's freshman blocked shots record for a season in both overall and conference-only games last year. Okonoboh finished the year with 90 blocks. The previous freshman mark for an entire season was 51 by San Diego State's Skylar Spencer in 2012-13. Okonoboh's total of 46 blocks in conference play broke Utah's Andrew Bogut's record of 29 set in 2003-04. Okonoboh's season average of 2.9 blocks per game ranked ninth in the nation and first among all freshmen.

UNLV'S SEASONAL BLOCKS CHART

Christian Wood and Goodluck Okonoboh each blocked 90 shots last season, which ranks fourth in program history for most blocks in season. Khem Birch holds the UNLV record for most blocks in a season with 124 - set during the 2013-14 year.

10 OF UNLV'S 18 MOUNTAIN WEST GAMES LAST YEAR DECIDED BY 3.1 PPG

In 10 of UNLV's 18 Mountain West games last season, the games were decided by an average of 3.1 points per game. Those included a 5-point loss at Wyoming, 2-point loss vs. Nevada, Reno, 6-point loss at San Diego State, 2-point loss to New Mexico, 2-point overtime win over Utah State, 5-point win at Nevada, Reno, 1-point loss at Colorado State, 1-point loss at Air Force, 5-point loss to Boise State and 2-point loss to San Diego State. In the other eight games, UNLV was 6-2 with an average margin of victory in those six wins of 14.7 and one of the losses being in overtime (at Boise State).

OVERTIME UNDER COACH RICE

Under head coach Dave Rice, UNLV is 7-3 in overtime games, including 2-1 last season (win over Portland, loss at Boise State and win against Utah State).

8-10 IN SINGLE DIGIT GAMES LAST SEASON

UNLV was 8-10 last season in games decided by single digits, recording a 5-0 mark in such games during non-conference play. UNLV won games decided by one, two (three times), four, five, seven and eight points this season, while its 10 single-digit losses have been by one (twice), two (three times), three, five (twice), six and nine (overtime at Boise State) points. The 10 single-digit conference losses were by a combined 36 points, which includes a nine-point overtime loss at Boise State. The other nine single-digit conference losses were by an average of 3.0 points.

"3-POINT GOAL..." - NCAA RECORD

UNLV holds the NCAA record for most consecutive games scoring a 3-point goal. Since the 3-point field goal was adopted by the NCAA in 1986-87, **UNLV has converted at least one 3-pointer in all 942 games played.** Entering the 2015-16 season, Kentucky is second with 939. UNLV, Vanderbilt and Princeton are the only three schools in college basketball to have made at least one 3-pointer in every game played since the 3-point line was implemented. In UNLV's 942 games, the Runnin' Rebels have made 6,239-of-17,611 (.354) shots from behind the arc. The Big West Conference experimented with the 3-point shot in the 1982-83, 1984-85 and 1985-86 seasons. During that period, UNLV connected from 3-point range in 53 of the 64 games (the 3-pointer was used in some non-conference games). The Runnin' Rebels sank 194-of-505 (.384) 3-point attempts during that time. With the experimental years included, the UNLV streak for games in which it has made at least one 3-point shot stands at 959. The last time the Runnin' Rebels failed to make at least one 3-pointer came against Long Beach State on Jan. 25, 1986. So, UNLV has made at least one shot from behind the arc in 995 of the 1,006 games in which the rule was used.

EIGHT WINS AGAINST RANKED FOES

Dave Rice, who is in his fifth season as UNLV's head coach, has led the Runnin' Rebels to eight wins over ranked teams. The list of victories:

Date	Opponent	Ranking	Score
Dec. 23, 2014	Arizona	3/3	71-67
Feb. 20, 2013	Colorado State	22/21	61-59
Feb. 16, 2013	San Diego State	RV/22	72-70
Feb. 9, 2013	New Mexico	15/16	64-55
Jan. 16, 2013	at San Diego State	15/14	82-75
Feb. 11, 2012	San Diego State	13/14	65-63
Dec. 17, 2011	at Illinois (in Chicago)	19/19	64-48
Nov. 26, 2011	North Carolina (Orleans Arena)	1/1	90-80

RICE IS 59-17 AT THE THOMAS & MACK CENTER AS HEAD COACH

UNLV was 17-1 at the Thomas & Mack Center in head coach Dave Rice's first season leading the Runnin' Rebels. That included a perfect 16-0 mark during the regular season, which was the Runnin' Rebels' first undefeated home regular season in 20 years. Rice's record at the Thomas & Mack Center is now 59-17 (.776). The Runnin' Rebels were 12-5 at the Thomas & Mack Center last season.

**RUNNIN' REBEL**
BASKETBALL**ATTENDANCE AT THOMAS & MACK - SIX OF LAST SEVEN YEARS IN THE TOP 25**

The 2012-13 season saw the largest Thomas & Mack Center crowds in 22 years. The average of 15,729 over 18 regular-season home games was the program's highest average since 1990-91. UNLV has spent six of the last seven years in the nation's top 25 in home attendance. Last season's average ranked 31st in the country. The program has also consistently been in the top three in attendance in the West (states of Washington, Oregon, California, Arizona, Nevada).

RECENT NCAA TOURNAMENT APPEARANCES

UNLV has made the NCAA Tournament in six of the last nine years. Its last Big Dance appearance was in 2013, when it earned its highest NCAA Tournament seed (No. 5 in East) in 22 years. The 5-seed was its highest since being No. 1 in 1991. UNLV has been to the NCAA Tournament 20 times in its history.

58TH SEASON OF RUNNIN' REBEL BASKETBALL

The 2015-16 year marks the 58th season of Runnin' Rebel basketball at UNLV. Since the program's inception in 1958-59, the Runnin' Rebels have posted an all-time record of 1,222-504 (.708). In 1969-70, UNLV made the move to Division I and has since posted a record of 1,035-400 (.721) while competing at that level. In addition, UNLV has an all-time mark of 1,178-481 (.710) against Division I competition.

FOURTH-WINNINGEST DIVISION I PROGRAM OF ALL-TIME

Since the program's inception in 1958-59, the Runnin' Rebels have posted an all-time record of 1,196-494 (entering the 2015-16 season) against four-year American institutions for a winning percentage of .708. That ranks as the fourth-winningest program by percentage in NCAA history, only behind Kentucky (.764), North Carolina (.736) and Kansas (.722).

NBA DRAFT - LOTTERY PICKS - UNLV'S BENNETT GOES NO. 1 OVERALL IN 2013

Over the last 18 seasons, the UNLV program has had four players drafted with lottery picks in the annual NBA Draft. Anthony Bennett was selected No. 1 overall in the 2013 NBA Draft, becoming the second UNLV player to be the top selection (Larry Johnson in 1991 was the other). UNLV is only the 17th school to ever have multiple No. 1 overall draft choices and is just the third to have two No. 1 NBA Draft picks in the last 24 years. Only one school has ever had three No. 1 draft picks. The program had back-to-back lottery selections in 1998 and 1999 with Keon Clark (13th overall by the Orlando Magic - 1998) and Shawn Marion (ninth overall by the Phoenix Suns - 1999). With Rashad Vaughn picked No. 17 overall in the 2015 NBA Draft, UNLV has had two first-round selections over the last three years. A total of 15 Runnin' Rebels have been selected in the NBA's first round since 1975, and of those, nine have been lottery selections. Ricky Sobers was UNLV's first player to be selected in the first round in 1975 by the Phoenix Suns.

A WINNING PROGRAM

UNLV has finished the season with a winning percentage above .500, 53 times in its 57-year history.

UNLV IS 57-13 IN LAST 70 REGULAR-SEASON GAMES AT TMC

Prior to the March 9, 2013, home loss to Fresno State on Senior Day, UNLV had won 15 straight home games and 14 straight at the Thomas & Mack Center. The Runnin' Rebels are 57-13 in their last 70 regular-season games (.814) at the TMC.

AT THE THOMAS & MACK CENTER

The Runnin' Rebels are playing their 33rd season in the Thomas & Mack Center in 2015-16. UNLV has posted an all-time record of 446-97 (.821) in the arena since it opened in 1983. The Runnin' Rebels are 138-32 (.811) at the Thomas & Mack Center since the start of the 2006-07 season. The Runnin' Rebels have the best all-time home-court win percentage in the MW. UNLV has won 57 of its last 70 regular-season games (.814) at the TMC.

TICKET & PROMOTIONAL INFORMATION

- Season tickets for Runnin' Rebel basketball start as low as \$185 for end balcony tickets. Sideline balcony tickets are \$255. Plaza season tickets are \$555. Most seat locations require a donation to the Rebel Athletic Fund. Check UNLVTickets.com for all updated ticket prices.
- Tickets may be purchased in person at the Thomas & Mack Center Box Office, by calling 702-739-FANS or by going online to UNLVtickets.com.

DAVE RICE RADIO SHOW

The Dave Rice Radio Show will mostly air this year live on FOX 1340 AM, then replay later that evening on ESPN Radio 1100 AM/100.9 FM from 6-7 p.m. The show takes place on selected weekdays throughout the entire season and will mostly originate from Brendan's Irish Pub at The Orleans Hotel & Casino. Hosted by Jon Sandler, UNLV IMG College's play-by-play voice of the Runnin' Rebels, the show features UNLV men's basketball head coach Dave Rice. Former Runnin' Rebel legend and men's basketball radio analyst Robert Smith also has a regular role and the show will have frequent local and national guests throughout the year. Fans are encouraged to attend the show in person, but for those that can't make it and want to call in to ask a question, the phone number is 866-602-1978. Questions may also be tweeted to @UNLVonTheRadio. The rest of the season's final show schedule:

Tues., Nov. 17 - Lounge at The Orleans Hotel & Casino - Live on FOX 1340 AM, 12-1 p.m. - Replay on ESPN 1100 AM/100.9 FM, 6-7 p.m.
Wed., Dec. 2 - Brendan's Irish Pub at The Orleans Hotel & Casino - Live on FOX 1340 AM, 12-1 p.m. - Replay on ESPN 1100 AM/100.9 FM, 6-7 p.m.
Mon., Dec. 7 - Brendan's Irish Pub at The Orleans Hotel & Casino - Live on FOX 1340 AM, 12-1 p.m. - Replay Tues., Dec. 8, on ESPN 1100 AM/100.9 FM, 6-7 p.m.
Tues., Dec. 15 - Brendan's Irish Pub at The Orleans Hotel & Casino - Live on FOX 1340 AM, 12-1 p.m. - Replay on ESPN 1100 AM/100.9 FM, 6-7 p.m.
Tues., Dec. 29 - Brendan's Irish Pub at The Orleans Hotel & Casino - Live on FOX 1340 AM, 12-1 p.m. - Replay on ESPN 1100 AM/100.9 FM, 6-7 p.m.
Mon., Jan. 4 - Born And Raised Henderson - Live on ESPN 1100 AM/100.9 FM, 6-7 p.m.
Mon., Jan. 11 - Brendan's Irish Pub at The Orleans Hotel & Casino - Live on FOX 1340 AM, 12-1 p.m. - Replay on ESPN 1100 AM/100.9 FM, 6-7 p.m.
Thurs., Jan. 21 - Brendan's Irish Pub at The Orleans Hotel & Casino - Live on FOX 1340 AM, 12-1 p.m. - Replay on ESPN 1100 AM/100.9 FM, 6-7 p.m.
Mon., Jan. 25 - Brendan's Irish Pub at The Orleans Hotel & Casino - Live on FOX 1340 AM, 12-1 p.m. - Replay on ESPN 1100 AM/100.9 FM, 6-7 p.m.
Mon., Feb. 8 - Brendan's Irish Pub at The Orleans Hotel & Casino - Live on FOX 1340 AM, 12-1 p.m. - Replay on ESPN 1100 AM/100.9 FM, 6-7 p.m.
Thurs., Feb. 18 - Brendan's Irish Pub at The Orleans Hotel & Casino - Live on FOX 1340 AM, 12-1 p.m. - Replay on ESPN 1100 AM/100.9 FM, 6-7 p.m.
Thurs., Feb. 25 - Brendan's Irish Pub at The Orleans Hotel & Casino - Live on FOX 1340 AM, 12-1 p.m. - Replay on ESPN 1100 AM/100.9 FM, 6-7 p.m.
Mon., Feb. 29 - Brendan's Irish Pub at The Orleans Hotel & Casino - Live on FOX 1340 AM, 12-1 p.m. - Replay on ESPN 1100 AM/100.9 FM, 6-7 p.m.
Mon., March 7 - Brendan's Irish Pub at The Orleans Hotel & Casino - Live on FOX 1340 AM, 12-1 p.m. - Replay on ESPN 1100 AM/100.9 FM, 6-7 p.m.

**RUNNIN' REBEL**
BASKETBALL**REB ZONE SPORTS TV SHOW**

Now in its third season, KVVU FOX5 is the home of the official UNLV television coach's show. Sports Director Kevin Bolinger joins UNLV head coach Dave Rice in the studio Sundays during the season for a unique half-hour of game reviews, previews and program features. The "Reb Zone Sports Show" airs Sundays nights at 11 p.m. exclusively on FOX5 following FOX5 News at 10 p.m. Weekend Edition and FOX5 SportsPlus. The show is also available on an archived basis on UNLV Athletics' YouTube channel, which may be found at UNLVRebels.com/videos. In 2014, Reb Zone received an Electronic Media Award for Best Sports Show.

2014-15 SEASON IN REVIEW

The Runnin' Rebels finished the 2014-15 season with an overall record of 18-15 after falling to San Diego State in the Mountain West Tournament Quarterfinals ... UNLV finished seventh in the Mountain West regular-season standings with a 8-10 mark in conference play ... Rashad Vaughn, who would go on to be selected with the 17th overall pick in the 2015 NBA Draft by the Milwaukee Bucks, led the team in scoring by averaging 17.8 points per game ... He was named the Mountain West Freshman of the Year despite suffering a season-ending injury on February 10 ... Sophomore forward Christian Wood also declared early for the NBA Draft ... He wasn't selected but signed a free-agent contract with the Philadelphia 76ers and made the opening-day roster ... He led the team in rebounding, averaging a double-double with 15.7 points and 10.0 rebounds per game ... He ranked eighth in the country with 18 double-doubles ... His 90 blocked shots tied for the team lead and also tied for fourth in program history for most blocks in a season ... Freshman Jordan Cornish shot 48.7 percent from beyond the arc, which led the team and ranked second in school history for a single season ... Freshman Goodluck Okonoboh was the other Runnin' Rebel with 90 blocks on the season ... He ranked ninth in the NCAA in blocks per game with 2.9 (first among freshmen) ... The Runnin' Rebels lost three starters from the 2014-15 team: Cody Doolin (graduation), Vaughn (early entry-NBA Draft) and Wood (early entry-NBA Draft) ... The other scholarship players that left after the season: Jelan Kendrick (graduation) and Dantley Walker (transfer).



RUNNIN' REBEL BASKETBALL



Back Row (L to R): Director of Strength & Conditioning Jason Kabo, Assistant Athletics Director - Basketball Operations Kreigh Warkentien, Academic Support Counselor Curtis Terry, Director of Student-Athlete Academic Services David Jackson, Associate Head Coach Todd Simon, Special Assistant to the Head Coach Max Good, Chris Obekpa, Dwayne Morgan, Stephen Zimmerman Jr., Head Coach Dave Rice, Goodluck Okonoboh, Ben Carter, Derrick Jones Jr., Patrick McCaw, Associate Head Coach Stacey Augmon, Associate Head Coach Ryan Miller, Director of Student-Athlete Development Rich Hilliard, Executive Assistant Christin Downing, Director of Athletic Training Dave Tomchek. Front Row (L to R): Student Manager Derek Malloy, Student Manager Alex Hoggard, Administrative Assistant Connor Robinson, Graduate Manager/Assistant Video Coordinator Sean Wyatt, Tyrell Green, Ike Nwamu, Jalen Poyser, Jerome Seagears, Daquan Cook, Austin Starr, Jordan Cornish, Alex Perez, Graduate Assistant Chance Lastra, Student Manager Daniel Cordova, Student Manager Brendan Orphan, Head Student Manager Brent Rothman.

2015-16 UNLV RUNNIN' REBEL ROSTER

Table with columns: No., Name, Pos., Ht., Wt., Cl., Exp., Hometown (Previous School). Lists 20 players including Ben Carter, Daquan Cook, Jordan Cornish, Tyrell Green, Derrick Jones Jr., Patrick McCaw, Dwayne Morgan, Ike Nwamu, Chris Obekpa, Goodluck Okonoboh, Alex Perez, Jalen Poyser, Jerome Seagears, Austin Starr, and Stephen Zimmerman Jr.

* Must sit out 2015-16 season as a redshirt because of NCAA transfer rule - will be a senior in 2016-17

- Head Coach: Dave Rice (UNLV '91, 5th season)
Associate Head Coaches: Todd Simon (Central Michigan '03, 3rd season), Stacey Augmon (UNLV '91, 5th season), Ryan Miller (Northern State '00, 2nd season)
Assistant A.D., Basketball Operations: Kreigh Warkentien (Arizona State '09, 5th season)
Dir. of Student-Athlete Development: Rich Hilliard (UNLV '02, 10th season)
Special Asst. to the Head Coach: Max Good (Eastern Kentucky '69, 2nd season)
Executive Assistant: Christin Downing (UNLV '10, 7th season)

SQUAD BREAKDOWN

- Letterwinners Returning (5): Daquan Cook ^, Jordan Cornish, Patrick McCaw, Dwayne Morgan, Goodluck Okonoboh
Letterwinners Lost (7): Barry Cheaney, Cody Doolin, Jelan Kendrick, Charles Rushman, Rashad Vaughn, Dantley Walker, Christian Wood
Starters Returning (2): McCaw, Okonoboh
Starters Lost (3): Doolin, Vaughn, Wood
Newcomers (10): Ben Carter ~, Tyrell Green, Derrick Jones Jr., Ike Nwamu, Chris Obekpa *, Alex Perez, Jalen Poyser, Jerome Seagears ~, Austin Starr, Stephen Zimmerman Jr.
Seniors (4): Nwamu, Obekpa *, Perez, Seagears
Juniors (3): Carter, Cook, Green
Sophomores (4): Cornish, McCaw, Morgan, Okonoboh
Freshmen (4): Jones Jr., Poyser, Starr, Zimmerman Jr.
Guards (8): Cook, Cornish, McCaw, Nwamu, Perez, Poyser, Seagears, Starr
Forwards (7): Carter, Green, Jones Jr., Morgan, Obekpa *, Okonoboh, Zimmerman Jr.
Centers (1): Okonoboh

^ Sat out 2014-15 season (medical redshirt), played for UNLV in 2012-13 & 203-14
~ Sat out 2014-15 season (redshirt after transferring)

NUMERICAL ROSTER

Table with columns: Numerical, Name, Pronounced. Lists players with their jersey numbers and how their names are pronounced.

BY STATE/COUNTRY

- CALIFORNIA (1): Perez
MASSACHUSETTS (1): Okonoboh
NIGERIA (1): Obekpa *
CANADA (2): Green, Poyser
MISSOURI (1): McCaw
N. CAROLINA (1): Nwamu
LOUISIANA (1): Cornish
NEVADA (3): Carter, Starr, Zimmerman Jr.
PENNSYLVANIA (1): Jones Jr.
MARYLAND (3): Cook, Morgan, Seagears

BY HEIGHT

- 6-1: Seagears
6-2: Cook
6-3: Starr
6-4: Perez, Poyser
6-5: Nwamu
6-6: Cornish
6-7: Green, Jones Jr., McCaw
6-8: Morgan
6-9: Carter
6-10: Obekpa *, Okonoboh
7-0: Zimmerman Jr.



13

**BEN
CARTER**

F, 6-9, 225, Jr.
Las Vegas, Nev.



10

**DAQUAN
COOK**

G, 6-2, 170, Jr.
Baltimore, Md.



3

**JORDAN
CORNISH**

G, 6-6, 215, So.
New Orleans, La.



12

**TYRELL
GREEN**

F, 6-7, 225, Jr.
Toronto, Ontario



1

**DERRICK
JONES JR.**

F, 6-7, 190, Fr.
Chester, Pa.



22

**PATRICK
McCAW**

G, 6-7, 185, So.
St. Louis, Mo.



15

**DWAYNE
MORGAN**

F, 6-8, 205, So.
Baltimore, Md.



0

**IKE
NWAMU**

G, 6-5, 210, Sr.
Greensboro, N.C.



34

**CHRIS
OBEKPA**

F, 6-10, 225, Sr.
Makurdi, Benue State, Nigeria



11

**GOODLUCK
OKONOBOH**

F/C, 6-10, 225, So.
Boston, Mass.



14

**ALEX
PEREZ**

G, 6-4, 180, Sr.
San Diego, Calif.



24

**JALEN
POYSER**

G, 6-4, 180, Fr.
Malton, Ontario



2

**JEROME
SEAGEARS**

G, 6-1, 180, Sr.
Silver Spring, Md.



20

**AUSTIN
STARR**

G, 6-3, 185, Fr.
Las Vegas, Nev.



33

**STEPHEN
ZIMMERMAN JR.**

F, 7-0, 240, Fr.
Las Vegas, Nev.



DAVE RICE
Head Coach
5th Season




TODD SIMON
Associate Head Coach
3rd Season



STACEY AUGMON
Associate Head Coach
5th Season



RYAN MILLER
Associate Head Coach
2nd Season



KREIGH WARKENTIEN
Asst. A.D., Basketball Oper.
5th Season



RUNNIN' REBEL BASKETBALL

Official Basketball Box Score -- Game Totals -- Final Statistics
Whittier vs UNLV
11/06/15 7:00 PM at Tarkankania Court, Thomas & Mack Center

Whittier 57

Table with columns: #, Player, Total, FG-FGA, 3-Ptr, FT-FTA, Rebounds (Off, Def, Tot), PF, TP, A, TO, Blk, Stl, Min. Lists player stats for Whittier.

FG % 1st Half: 10-37 27.0% 2nd half: 8-28 28.6% Game: 18-65 27.7%
3FG % 1st Half: 2-14 14.3% 2nd half: 3-14 21.4% Game: 5-28 17.9%
FT % 1st Half: 5-6 83.3% 2nd half: 11-11 100.0 Game: 16-17 94.1%

UNLV 94

Table with columns: #, Player, Total, FG-FGA, 3-Ptr, FT-FTA, Rebounds (Off, Def, Tot), PF, TP, A, TO, Blk, Stl, Min. Lists player stats for UNLV.

FG % 1st Half: 21-36 58.3% 2nd half: 12-28 42.9% Game: 33-64 51.6%
3FG % 1st Half: 6-15 40.0% 2nd half: 2-10 20.0% Game: 8-25 32.0%
FT % 1st Half: 5-9 55.6% 2nd half: 15-17 88.2% Game: 20-26 76.9%

Officials: Chris Rastatter, Tommy Nunez, Ruben Ramos
Technical fouls: Whittier-None. UNLV-None.
Attendance: 10232
Exhibition Game

Score by periods table with columns: Score by periods, 1st, 2nd, Total. Shows Whittier 27, UNLV 57.

Last FG - WHITTIER 2nd-03:07, UNLV 2nd-00:16.
Largest lead - WHITTIER None, UNLV by 40 2nd-00:16.
WHITTIER led for 00:00. UNLV led for 39:32. Game was tied for 00:28.

NOTES:

- Derrick Jones Jr. scored 20 points on 7 of 10 shooting. He also added four rebounds, four steals and made all six of his free throws in 21 minutes off the bench
Stephen Zimmerman Jr. added a double-double with 13 points and 11 rebounds
UNLV committed 12 of its 18 turnovers in the second half
Whittier came within 20 points at 70-50 with six minutes left in the game
UNLV allowed 17 offensive rebounds
Ike Nwamu made three 3-pointers to help UNLV to a 53-27 halftime lead
Nwamu finished with 12 points
UNLV shot 21 of 36 (58.3 percent) from the field in the first half
Jerome Seagears had 11 points and seven assists, while Patrick McCaw had nine points and four steals
UNLV made 20 of 26 free throws in the 37-point win
Whittier was without two of its best players, while the Runnin' Rebels were without Ben Carter (concussion)

2015-16 UNLV RUNNIN' REBEL BASKETBALL

Official Basketball Box Score -- Game Totals -- Final Statistics
Cal Poly vs UNLV
11/13/15 7:00 PM at Tarkankania Court, Thomas & Mack Center

Cal Poly 72 • 0-1

Table with columns: #, Player, Total, FG-FGA, 3-Ptr, FT-FTA, Rebounds (Off, Def, Tot), PF, TP, A, TO, Blk, Stl, Min. Lists player stats for Cal Poly.

FG % 1st Half: 14-30 46.7% 2nd half: 12-35 34.3% Game: 26-65 40.0%
3FG % 1st Half: 4-12 33.3% 2nd half: 3-13 23.1% Game: 7-25 28.0%
FT % 1st Half: 8-11 72.7% 2nd half: 5-5 100.0 Game: 13-16 81.3%

UNLV 74 • 1-0

Table with columns: #, Player, Total, FG-FGA, 3-Ptr, FT-FTA, Rebounds (Off, Def, Tot), PF, TP, A, TO, Blk, Stl, Min. Lists player stats for UNLV.

FG % 1st Half: 11-26 42.3% 2nd half: 12-25 48.0% Game: 23-51 45.1%
3FG % 1st Half: 1-10 10.0% 2nd half: 2-4 50.0% Game: 3-14 21.4%
FT % 1st Half: 14-21 66.7% 2nd half: 11-19 57.9% Game: 25-40 62.5%

Officials: Eric Curry, D.G. Nelson, Ryan McDaniel
Technical fouls: Cal Poly-None. UNLV-None.
Attendance: 12201
Maui Jim Maui Invitational Opening Game

Score by periods table with columns: Score by periods, 1st, 2nd, Total. Shows Cal Poly 40, UNLV 72.

Last FG - CP 2nd-00:15, LV 2nd-01:59.
Largest lead - CP by 5 1st-00:28, LV by 13 2nd-09:22.
CP led for 04:17. LV led for 30:58. Game was tied for 04:45.

NOTES:

- Patrick McCaw came off the bench and led UNLV in scoring with 15 points on 4 of 7 shooting. He also finished with four rebounds, four assists and two steals in 29 minutes
Stephen Zimmerman Jr. and Jerome Seagears also finished in double digits, scoring 12 and 11 points, respectively
Zimmerman Jr. added three blocks and nine rebounds, both team-highs
UNLV committed 19 turnovers in the game, 10 of which came in the first half
After trailing by three at the half, UNLV went on a 12-0 run to open the second period
UNLV led by as much as 13 in the second half, but Cal Poly used a 12-2 run in just over four minutes to make it a three-point game with 5 minutes left
Cal Poly tied the game with 2:20 remaining but UNLV used a Jordan Cornish layup and free throws by Ben Carter, Jerome Seagears and McCaw to secure the win
UNLV finished with a 42-34 rebound advantage over Cal Poly
After taking 10 three pointers in the first half, UNLV only shot four in the second half. UNLV finished 3 for 14 (21.4 percent) from beyond the arc
UNLV shot 40 free throws in the game and Seagears led the team, going 6 for 8 from the charity stripe



2015-16 SEASON HIGHS

PTS - 5 - Cal Poly - Nov. 13
 RBS - 6 - Cal Poly - Nov. 13
 AST - 0
 BLK - 1 - Cal Poly - Nov. 13
 STL - 1 - Cal Poly - Nov. 13
 DOUBLE-DOUBLES - 0

CAREER HIGHS (AT OREGON)

PTS - 12 - at UNLV - Nov. 23, 2012
 RBS - 9 - at Washington State - Jan. 26, 2014
 AST - 3 - Twice - last - vs. Houston Baptist - Dec. 22, 2012
 BLK - 4 - vs. Oregon State - Feb. 28, 2013
 STL - 3 - vs. Jacksonville State - Nov. 19, 2012
 DOUBLE-DOUBLES - 0

CARTER'S UNLV CAREER STATISTICS

YEAR	GP	GS	MIN	AVG	FG	FGA	PCT	3FG	3FGA	PCT	FT	FTA	PCT	OR	DR	TOT	AVG	PF	FO	AST	TO	BLK	ST	PTS	AVG
2015-16	XX30	2	471	15.7	46	112	.411	33	68	.485	28	34	.824	1	47	48	1.6	37	0	26	25	3	7	153	5.1
TOTAL	XX30	2	471	15.7	46	112	.411	33	68	.485	28	34	.824	1	47	48	1.6	37	0	26	25	3	7	153	5.1

CARTER'S OREGON CAREER STATISTICS

YEAR	GP	GS	MIN	AVG	FG	FGA	PCT	3FG	3FGA	PCT	FT	FTA	PCT	OR	DR	TOT	AVG	PF	FO	AST	TO	BLK	ST	PTS	AVG
2012-13	37	0	383	10.4	27	70	.386	0	0	.000	35	42	.833	35	50	85	2.3	52	0	20	21	13	20	89	2.4
2013-14	25	5	318	12.6	18	47	.383	0	1	.000	27	35	.771	26	36	62	2.5	58	1	18	16	14	12	63	2.5
TOTAL	62	5	701	11.3	45	117	.385	0	1	.000	62	77	.805	61	86	147	2.4	110	1	38	37	27	32	152	2.5

CARTER'S 2015-16 SEASON GAME-BY-GAME STATISTICS

OPPONENT	DATE	GS	MIN	FG	FGA	PCT	3FG	3FGA	PCT	FT	FTA	PCT	OR	DR	TOT	AVG	PF	FO	AST	TO	BLK	ST	PTS	AVG
CAL POLY	11/13/15	15	2	3	.667	0	0	.000	1	2	.500	2	4	6	6.0	4	0	1	1	1	1	1	5	5.0
Totals		15	2	3	.667	0	0	.000	1	2	.500	2	4	6	6.0	4	0	1	1	1	1	1	5	5.0

Games played: 1
 Minutes/game: 15.0
 Points/game: 5.0
 FG Pct: 66.7
 3FG Pct: 00.0
 FT Pct: 50.0
 Rebounds/game: 6.0
 Assists/game: 0.0
 Turnovers/game: 1.0
 Assist/turnover ratio: 0.0
 Steals/game: 1.0
 Blocks/game: 1.0



2015-16 SEASON HIGHS

PTS - 4 - Cal Poly - Nov. 13
RBS - 4 - Cal Poly - Nov. 13
AST - 4 - Cal Poly - Nov. 13
BLK - 0
STL - 0
DOUBLE-DOUBLES - 0

CAREER HIGHS

PTS - 19 - Saint Katherine - Dec. 5, 2014
RBS - 8 - Saint Katherine - Dec. 5, 2014
AST - 6 - Saint Katherine - Dec. 5, 2014
BLK - 2 - Saint Katherine - Dec. 5, 2014
STL - 1 - Nine times - last - vs. San Diego State - March 12, 2015
DOUBLE-DOUBLES - 0

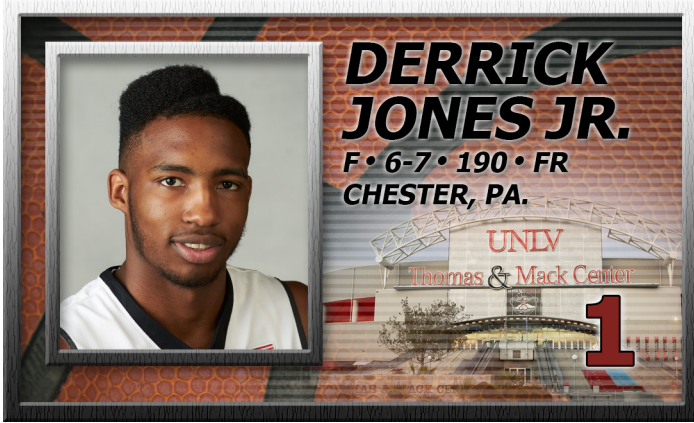
CORNISH'S CAREER STATISTICS

YEAR	GP	GS	MIN	AVG	FG	FGA	PCT	3FG	3FGA	PCT	FT	FTA	PCT	OR	DR	TOT	AVG	PF	FO	AST	TO	BLK	ST	PTS	AVG
2014-15	32	2	521	16.3	53	125	.424	38	78	.487	31	39	.795	1	50	51	1.6	40	0	29	26	4	9	175	5.5
2015-16	1	1	25	25.0	2	4	.500	0	2	.000	0	2	.000	0	4	4	4.0	2	0	4	1	0	0	4	4.0
TOTAL	33	3	546	16.5	55	129	.426	38	80	.475	31	41	.756	1	54	55	1.7	42	0	33	27	4	9	179	5.4

CORNISH'S 2015-16 SEASON GAME-BY-GAME STATISTICS

OPPONENT	DATE	GS	MIN	FG	FGA	PCT	3FG	3FGA	PCT	FT	FTA	PCT	OR	DR	TOT	AVG	PF	FO	AST	TO	BLK	ST	PTS	AVG
CAL POLY	11/13/15	*	25	2	4	.500	0	0	.000	0	0	.000	0	4	4	4.0	2		4	1	0	0	4	4.0
Totals		1	25	2	4	.500	0	0	.000	0	0	.000	0	4	4	4.0	2		4	1	0	0	4	4.0

Games played: 1
Minutes/game: 25.0
Points/game: 4.0
FG Pct: 50.0
3FG Pct: 00.0
FT Pct: 00.0
Rebounds/game: 4.0
Assists/game: 4.0
Turnovers/game: 1.0
Assist/turnover ratio: 4.0
Steals/game: 0.0
Blocks/game: 0.0



2015-16 SEASON HIGHS

PTS - 8 - Cal Poly - Nov. 13
RBS - 2 - Cal Poly - Nov. 13
AST - 0
BLK - 0
STL - 0
DOUBLE-DOUBLES - 0

CAREER HIGHS

PTS - 8 - Cal Poly - Nov. 13
RBS - 2 - Cal Poly - Nov. 13
AST - 0
BLK - 0
STL - 0
DOUBLE-DOUBLES - 0

JONES JR.'S CAREER STATISTICS

YEAR	GP	GS	MIN	AVG	FG	FGA	PCT	3FG	3FGA	PCT	FT	FTA	PCT	OR	DR	TOT	AVG	PF	FO	AST	TO	BLK	ST	PTS	AVG
2015-16	1	0	16	16	4	4	1.000	0	0	.000	0	1	.000	1	1	2	2.0	3	0	0	0	0	0	8	8.0
TOTAL	1	0	16	16	4	4	1.000	0	0	.000	0	1	.000	1	1	2	2.0	3	0	0	0	0	0	8	8.0

JONES JR.'S 2015-16 SEASON GAME-BY-GAME STATISTICS

OPPONENT	DATE	GS	MIN	FG	FGA	PCT	3FG	3FGA	PCT	FT	FTA	PCT	OR	DR	TOT	AVG	PF	FO	AST	TO	BLK	ST	PTS	AVG	
CAL POLY	11/13/15	0	16	4	4	1.000	0	0	.000	0	1	.000	1	1	2	2.0	3	0	0	0	0	0	0	8	8.0
Totals		0	16	4	4	1.000	0	0	.000	0	1	.000	1	1	2	2.0	3	0	0	0	0	0	0	8	8.0

Games played: 1
Minutes/game: 16.0
Points/game: 8.0
FG Pct: 100.0
3FG Pct: 0.0
FT Pct: 0.0
Rebounds/game: 2.0
Assists/game: 0.0
Turnovers/game: 0.0
Assist/turnover ratio: 0.0
Steals/game: 0.0
Blocks/game: 0.0



2015-16 SEASON HIGHS

PTS - 15 - Cal Poly - Nov. 13
RBS - 4 - Cal Poly - Nov. 13
AST - 9 - Cal Poly - Nov. 13
BLK - 1 - Cal Poly - Nov. 13
STL - 2 - Cal Poly - Nov. 13
DOUBLE-DOUBLES - 0

CAREER HIGHS

PTS - 22 - at New Mexico - Feb. 21, 2015
RBS - 8 - Saint Katherine - Dec. 5, 2014
AST - 9 - Saint Katherine - Dec. 5, 2014
BLK - 2 - Albany - Nov. 29, 2014
STL - 5 - Saint Katherine - Dec. 5, 2014
DOUBLE-DOUBLES - 0

MCCA W'S CAREER STATISTICS

YEAR	GP	GS	MIN	AVG	FG	FGA	PCT	3FG	3FGA	PCT	FT	FTA	PCT	OR	DR	TOT	AVG	PF	FO	AST	TO	BLK	ST	PTS	AVG
2014-15	32	16	948	29.6	105	261	.402	57	155	.368	40	56	.714	23	81	104	3.3	49	1	86	57	10	48	307	9.6
2015-16	1	0	29	29.0	4	7	.571	2	4	.500	5	8	.625	1	3	4	4.0	4	0	4	4	1	2	15	15.0
TOTAL	33	16	977	29.6	109	268	.407	59	159	.371	45	64	.703	24	84	108	3.3	53	1	90	61	11	50	322	9.8

MCCA W'S 2015-16 SEASON GAME-BY-GAME STATISTICS

OPPONENT	DATE	GS	MIN	FG	FGA	PCT	3FG	3FGA	PCT	FT	FTA	PCT	OR	DR	TOT	AVG	PF	FO	AST	TO	BLK	ST	PTS	AVG
CAL POLY	11/13/15		29	4	7	.571	2	4	.500	5	8	.625	1	3	4	4.0	4		4	4	1	2	15	15.0
Totals			29	4	7	.571	2	4	.500	5	8	.625	1	3	4	4.0	4		4	4	1	2	15	15.0

Games played: 1
Minutes/game: 29.0
Points/game: 15.0
FG Pct: 57.1
3FG Pct: 50.0
FT Pct: 62.5
Rebounds/game: 4.0
Assists/game: 4.0
Turnovers/game: 4.0
Assist/turnover ratio: 1.0
Steals/game: 2.0
Blocks/game: 1.0



2015-16 SEASON HIGHS

PTS - 8 - Cal Poly - Nov. 13
RBS - 6 - Cal Poly - Nov. 13
AST - 1 - Cal Poly - Nov. 13
BLK - 0
STL - 0
DOUBLE-DOUBLES - 0

CAREER HIGHS

PTS - 23 - Saint Katherine - Dec. 5
RBS - 12 - Saint Katherine - Dec. 5
AST - 3 - at San José State - March 7
BLK - 3 - at Arizona State - Dec. 3
STL - 2 - Twice, Albany - Nov. 29/at San José State - March 7
DOUBLE-DOUBLES - 1 - Saint Katherine - Dec. 5 (23 points, 12 rebounds)

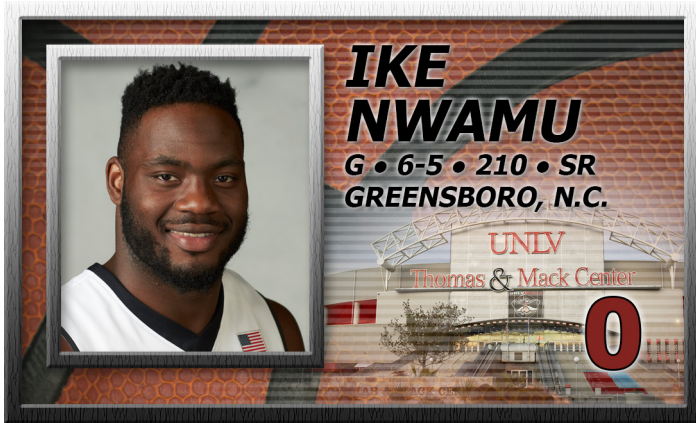
MORGAN'S CAREER STATISTICS

YEAR	GP	GS	MIN	AVG	FG	FGA	PCT	3FG	3FGA	PCT	FT	FTA	PCT	OR	DR	TOT	AVG	PF	FO	AST	TO	BLK	ST	PTS	AVG
2014-15	33	4	561	17.0	66	172	.384	6	17	.353	37	52	.712	41	57	98	3.0	90	2	13	33	9	19	175	5.3
2015-16	1	0	17	17.0	3	9	.333	0	0	.000	2	4	.500	3	3	6	6.0	1	0	1	3	0	0	8	8.0
TOTAL	34	4	578	17.0	69	181	.381	6	17	.353	39	56	.696	44	60	104	3.1	91	2	14	36	9	19	183	5.4

MORGAN'S 2015-16 SEASON GAME-BY-GAME STATISTICS

OPPONENT	DATE	GS	MIN	FG	FGA	PCT	3FG	3FGA	PCT	FT	FTA	PCT	OR	DR	TOT	AVG	PF	FO	AST	TO	BLK	ST	PTS	AVG
CAL POLY	11/13/15		17	3	9	.333	0	0	.000	2	4	.500	3	3	6	6.0	1		1	3	0	0	8	8.0
Totals			17	3	9	.333	0	0	.000	2	4	.500	3	3	6	6.0	1		1	3	0	0	8	8.0

Games played: 1
Minutes/game: 17.0
Points/game: 8.0
FG Pct: 33.3
3FG Pct: 00.0
FT Pct: 50.0
Rebounds/game: 6.0
Assists/game: 1.0
Turnovers/game: 3.0
Assist/turnover ratio: 0.3
Steals/game: 0.0
Blocks/game: 0.0



2015-16 SEASON HIGHS

PTS - 7 - Cal Poly - Nov. 13
 RBS - 4 - Cal Poly - Nov. 13
 AST - 0
 BLK - 0
 STL - 0
 DOUBLE-DOUBLES - 0

CAREER HIGHS (All at Mercer and Cleveland State)

PTS - 30 - at Tennessee - Dec. 22, 2014
 RBS - 7 - Lipscomb - Feb. 14, 2014
 AST - 8 - Wofford - Feb. 16, 2015
 BLK - 3 - VMI - Dec. 6, 2014
 STL - 3 - Twice - last - Pacific - Nov. 29, 2014
 DOUBLE-DOUBLES - 0

NWAMU'S UNLV CAREER STATISTICS

YEAR	GP	GS	MIN	AVG	FG	FGA	PCT	3FG	3FGA	PCT	FT	FTA	PCT	OR	DR	TOT	AVG	PF	FO	AST	TO	BLK	ST	PTS	AVG
2015-16	1	1	20	20.0	1	6	.167	0	4	.000	5	6	.833	1	3	4	4.0	2	0	0	4	0	0	7	7.0
TOTAL	1	1	20	20.0	1	6	.167	0	4	.000	5	6	.833	1	3	4	4.0	2	0	0	4	0	0	7	7.0

NWAMU'S CAREER STATISTICS AT MERCER & CLEVELAND STATE

YEAR	GP	GS	MIN	AVG	FG	FGA	PCT	3FG	3FGA	PCT	FT	FTA	PCT	OR	DR	TOT	AVG	PF	FO	AST	TO	BLK	ST	PTS	AVG		
2011-12	26	0	156	6.0	19	43	.442	13	30	.433	4	11	.364	3	10	13	0.5	16	0	4	6	5	5	55	2.1		
2012-13	--- REDSHIRT YEAR ---																										
2013-14	35	0	653	18.7	94	194	.485	20	46	.435	83	111	.748	26	77	103	2.9	62	2	34	59	9	22	291	8.3		
2014-15	35	35	1163	33.2	171	399	.429	80	214	.374	108	142	.761	24	91	115	3.3	62	0	56	75	14	26	530	15.1		
TOTAL	96	35	1972	20.5	284	636	.447	113	290	.390	195	264	.739	53	178	231	2.4	140	2	94	140	28	53	876	9.1		

NWAMU'S 2015-16 SEASON GAME-BY-GAME STATISTICS

OPPONENT	DATE	GS	MIN	FG	FGA	PCT	3FG	3FGA	PCT	FT	FTA	PCT	OR	DR	TOT	AVG	PF	FO	AST	TO	BLK	ST	PTS	AVG
CAL POLY	11/13/15	*	20	1	6	.167	0	4	.000	5	6	.833	1	3	4	4.0	2	0	0	4	0	0	7	7.0
Totals		1	20	1	6	.167	0	4	.000	5	6	.833	1	3	4	4.0	2	0	0	4	0	0	7	7.0

Games played: 1
 Minutes/game: 20.0
 Points/game: 7.0
 FG Pct: 16.7
 3FG Pct: 0.0
 FT Pct: 83.3
 Rebounds/game: 4.0
 Assists/game: 0.0
 Turnovers/game: 4.0
 Assist/turnover ratio: 0.0
 Steals/game: 0.0
 Blocks/game: 0.0



2015-16 SEASON HIGHS

PTS - 4 - Cal Poly - Nov. 13
 RBS - 3 - Cal Poly - Nov. 13
 AST - 1 - Cal Poly - Nov. 13
 BLK - 0
 STL - 0
 DOUBLE-DOUBLES - 0

CAREER HIGHS

PTS - 13 - at Nevada, Reno - Jan. 27, 2015
 RBS - 10 - Twice - last - Saint Katherine - Dec. 5, 2014
 AST - 2 - Five Times - last - at New Mexico - Feb. 21, 2015
 BLK - 7 - Morehead State - Nov. 14, 2014
 STL - 2 - Five Times - last - Nevada, Reno - Mar. 11, 2015
 DOUBLE-DOUBLES - 1 - Saint Katherine - Dec. 5, 2014 (12 pts, 10 rebs)


OKONOBH'S CAREER STATISTICS

YEAR	GP	GS	MIN	AVG	FG	FGA	PCT	3FG	3FGA	PCT	FT	FTA	PCT	OR	DR	TOT	AVG	PF	FO	AST	TO	BLK	ST	PTS	AVG
2014-15	31	29	827	26.7	75	144	.521	0	0	.000	26	77	.338	57	83	140	4.5	87	2	21	29	90	15	176	5.7
2015-16	1	1	19	19.0	1	4	.250	0	0	.000	2	4	.500	2	1	3	3.0	1	0	1	0	0	0	4	4.0
TOTAL	32	30	846	26.4	76	148	.514	0	0	.000	28	81	.346	59	84	143	4.5	88	2	22	29	90	15	180	5.6

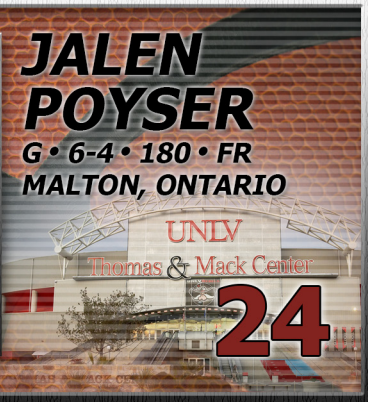
OKONOBH'S 2015-16 SEASON GAME-BY-GAME STATISTICS

OPPONENT	DATE	GS	MIN	FG	FGA	PCT	3FG	3FGA	PCT	FT	FTA	PCT	OR	DR	TOT	AVG	PF	FO	AST	TO	BLK	ST	PTS	AVG
CAL POLY	11/13/15	*	19	1	4	.250	0	0	.000	2	4	.500	2	1	3	3.0	1	0	1	0	0	0	4	4.0
Totals		1	19	1	4	.250	0	0	.000	2	4	.500	2	1	3	3.0	1	0	1	0	0	0	4	4.0

Games played: 1
 Minutes/game: 19.0
 Points/game: 4.0
 FG Pct: 25.0
 3FG Pct: 0.0
 FT Pct: 50.0
 Rebounds/game: 3.0
 Assists/game: 1.0
 Turnovers/game: 0.0
 Assist/turnover ratio: 99.9
 Steals/game: 0.0
 Blocks/game: 0.0

**JALEN
POYSER**
G • 6-4 • 180 • FR
MALTON, ONTARIO



2015-16 SEASON HIGHS

PTS - 0
RBS - 0
AST - 1 - Cal Poly - Nov. 13
BLK - 0
STL - 0
DOUBLE-DOUBLES - 0

CAREER HIGHS

PTS - 0
RBS - 0
AST - 1 - Cal Poly - Nov. 13
BLK - 0
STL - 0
DOUBLE-DOUBLES - 0

POYSER'S CAREER STATISTICS

YEAR	GP	GS	MIN	AVG	FG	FGA	PCT	3FG	3FGA	PCT	FT	FTA	PCT	OR	DR	TOT	AVG	PF	FO	AST	TO	BLK	ST	PTS	AVG
2015-16	1	0	5	5	0	1	.000	0	1	.000	0	0	.000	0	0	0	0	1	0	1	0	0	0	0	0
TOTAL	1	0	5	5	0	1	.000	0	1	.000	0	0	.000	0	0	0	0	1	0	1	0	0	0	0	0

POYSER'S 2015-16 SEASON GAME-BY-GAME STATISTICS

OPPONENT	DATE	GS	MIN	FG	FGA	PCT	3FG	3FGA	PCT	FT	FTA	PCT	OR	DR	TOT	AVG	PF	FO	AST	TO	BLK	ST	PTS	AVG
CAL POLY	11/13/15	5	5	0	1	.000	0	1	.000	0	0	.000	0	0	0	0	1	0	1	0	0	0	0	0
Totals		0	5	0	1	.000	0	1	.000	0	0	.000	0	0	0	0	1	0	1	0	0	0	0	0

Games played: 1
 Minutes/game: 5
 Points/game: 0.0
 FG Pct: 0.0
 3FG Pct: 0.0
 FT Pct: 0.0
 Rebounds/game: 0.0
 Assists/game: 1.0
 Assist/turnover ratio: 99.9



2015-16 SEASON HIGHS

PTS - 11 - Cal Poly - Nov. 13
RBS - 2 - Cal Poly - Nov. 13
AST - 5 - Cal Poly - Nov. 13
BLK - 0
STL - 1 - Cal Poly - Nov. 13
DOUBLE-DOUBLES - 0

CAREER HIGHS (All at Rutgers)

PTS - 23 - at George Washington - Dec. 4, 2013
RBS - 10 - UMBC - Nov. 28, 2011
AST - 9 - Canisius - Nov. 18, 2014
BLK - 1 - Nine times - last - UConn - Jan. 25, 2014
STL - 3 - Twice - last - at Louisville - Feb. 4, 2012
DOUBLE-DOUBLES - 0

SEAGEARS' UNLV CAREER STATISTICS

YEAR	GP	GS	MIN	AVG	FG	FGA	PCT	3FG	3FGA	PCT	FT	FTA	PCT	OR	DR	TOT	AVG	PF	FO	AST	TO	BLK	ST	PTS	AVG
2015-16	1	1	30	30.0	2	4	.500	1	3	.333	6	8	.750	0	2	2	2.0	3	0	5	3	0	1	11	11.0
TOTAL	1	1	30	30.0	2	4	.500	1	3	.333	6	8	.750	0	2	2	2.0	3	0	5	3	0	1	11	11.0

SEAGEARS' RUTGERS CAREER STATISTICS

YEAR	GP	GS	MIN	AVG	FG	FGA	PCT	3FG	3FGA	PCT	FT	FTA	PCT	OR	DR	TOT	AVG	PF	FO	AST	TO	BLK	ST	PTS	AVG
2011-12	32	25	824	25.8	89	227	.392	29	87	.333	39	51	.765	47	48	95	3.0	79	3	79	50	3	25	246	7.7
2012-13	31	19	842	27.2	70	189	.370	32	84	.381	31	42	.738	17	51	68	2.2	58	2	81	52	2	22	203	6.5
2013-14	31	12	654	21.1	74	185	.400	37	92	.402	35	46	.761	8	54	62	2.0	59	2	99	42	4	18	220	7.1
TOTAL	94	56	2320	24.7	233	601	.388	98	263	.373	105	139	.755	72	153	225	2.4	196	7	259	144	9	65	669	7.1

SEAGEARS' 2015-16 SEASON GAME-BY-GAME STATISTICS

OPPONENT	DATE	GS	MIN	FG	FGA	PCT	3FG	3FGA	PCT	FT	FTA	PCT	OR	DR	TOT	AVG	PF	FO	AST	TO	BLK	ST	PTS	AVG
CAL POLY	11/13/15	*	30	2	4	.500	1	3	.333	6	8	.750	0	2	2	2.0	3	0	5	3	0	1	11	11.0
Totals		1	30	2	4	.500	1	3	.333	6	8	.750	0	2	2	2.0	3	0	5	3	0	1	11	11.0

Games played: 1
Minutes/game: 30.0
Points/game: 11.0
FG Pct: 50.0
3FG Pct: 33.3
FT Pct: 75.0
Rebounds/game: 2.0
Assists/game: 5.0
Turnovers/game: 3.0
Assist/turnover ratio: 1.67
Steals/game: 1.0
Blocks/game: 0.0



2015-16 SEASON HIGHS

PTS - 12 - Cal Poly - Nov. 13
RBS - 9 - Cal Poly - Nov. 13
AST - 0 -
BLK - 3 - Cal Poly - Nov. 13
STL - 0 -
DOUBLE-DOUBLES - 0

CAREER HIGHS

PTS - 12 - Cal Poly - Nov. 13
RBS - 9 - Cal Poly - Nov. 13
AST - 0 - Cal Poly - Nov. 13
BLK - 3 - Cal Poly - Nov. 13
STL - 0 -
DOUBLE-DOUBLES - 0

ZIMMERMAN JR.'S CAREER STATISTICS

YEAR	GP	GS	MIN	AVG	FG	FGA	PCT	3FG	3FGA	PCT	FT	FTA	PCT	OR	DR	TOT	AVG	PF	FO	AST	TO	BLK	ST	PTS	AVG
2015-16	1	1	24	24	4	9	.444	0	0	.000	4	5	.800	4	5	9	9.0	3	0	0	3	3	0	12	12.0
TOTAL	1	1	24	24	4	9	.444	0	0	.000	4	5	.800	4	5	9	9.0	3	0	0	3	3	0	12	12.0

ZIMMERMAN JR.'S 2015-16 SEASON GAME-BY-GAME STATISTICS

OPPONENT	DATE	GS	MIN	FG	FGA	PCT	3FG	3FGA	PCT	FT	FTA	PCT	OR	DR	TOT	AVG	PF	FO	AST	TO	BLK	ST	PTS	AVG
CAL POLY	11/13/15	*	24	4	9	.444	0	0	.000	4	5	.800	4	5	9	9.0	3	0	0	3	3	0	12	12.0
Totals		1	24	4	9	.444	0	0	.000	4	5	.800	4	5	9	9.0	3	0	0	3	3	0	12	12.0

Games played: 1
Minutes/game: 24
Points/game: 12.0
FG Pct: 44.4
3FG Pct: 0.0
FT Pct: 80.0
Rebounds/game: 9.0
Assists/game: 0.0
Assist/turnover ratio: 0.0



2015-16 UNLV STATISTICS (ALL GAMES)

RECORD:	OVERALL	HOME	AWAY	NEUTRAL
ALL GAMES	1-0	1-0	0-0	0-0
CONFERENCE	0-0	0-0	0-0	0-0
NON-CONFERENCE	1-0	1-0	0-0	0-0

##	Player	gp-gs	min	Total		3-Point		F-Throw		Rebounds				pf	dq	a	to	blk	stl	pts	avg	
				fg-fga	fg%	3fg-fga	3fg%	ft-fga	ft%	off	def	tot	avg									
00	NWAMU, Ike	1-1	20	20.0	1-6	.167	0-4	.000	5-6	.833	1	3	4	4.0	2	0	0	4	0	0	7	7.0
01	JONES JR., Derrick	1-0	16	16.0	4-4	1.000	0-0	.000	0-1	.000	1	1	2	2.0	3	0	0	0	0	8	8.0	
02	SEAGEARS, Jerome	1-1	30	30.0	2-4	.500	1-3	.333	6-8	.750	0	2	2	2.0	3	0	5	3	0	1	11	11.0
03	CORNISH, Jordan	1-1	25	25.0	2-4	.500	0-2	.000	0-2	.000	0	4	4	4.0	2	0	4	1	0	0	4	4.0
11	OKONOBOH, Goodluc	1-1	19	19.0	1-4	.250	0-0	.000	2-4	.500	2	1	3	3.0	1	0	1	0	0	0	4	4.0
13	CARTER, Ben	1-0	15	15.0	2-3	.667	0-0	.000	1-2	.500	2	4	6	6.0	4	0	0	1	1	1	5	5.0
15	MORGAN, Dwayne	1-0	17	17.0	3-9	.333	0-0	.000	2-4	.500	3	3	6	6.0	1	0	1	3	0	0	8	8.0
22	MCCAW, Patrick	1-0	29	29.0	4-7	.571	2-4	.500	5-8	.625	1	3	4	4.0	4	0	4	4	1	2	15	15.0
24	POYSER, Jalen	1-0	5	5.0	0-1	.000	0-1	.000	0-0	.000	0	0	0	0.0	1	0	1	0	0	0	0	0.0
33	ZIMMERMAN JR., S.	1-1	24	24.0	4-9	.444	0-0	.000	4-5	.800	4	5	9	9.0	3	0	0	3	3	0	12	12.0
Team											0	2	2									
Total.....		1	200		23-51	.451	3-14	.214	25-40	.625	14	28	42	42.0	24	0	16	19	5	4	74	74.0
Opponents.....		1	200		26-65	.400	7-25	.280	13-16	.813	13	21	34	34.0	30	-	13	14	1	9	72	72.0

Score by Periods	1st	2nd	Totals
UNLV	37	37	74
Opponents	40	32	72



2015-16 UNLV RESULTS

RECORD:	OVERALL	HOME	AWAY	NEUTRAL
ALL GAMES	1-0	1-0	0-0	0-0
CONFERENCE	0-0	0-0	0-0	0-0
NON-CONFERENCE	1-0	1-0	0-0	0-0

Date	Opponent	Score	Att. High Points	High Rebounds
11/13/15	~CAL POLY	W 74-72	12201 (15)MCCAWE, Patrick	(9)ZIMMERMAN JR., S.

* - Conference game

Attendance Summary	Games	Attend	Avg/Game
Home	1	12201	12201
Away	0	0	0
Neutral	0	0	0
Total	1	12201	12201



2015-16 UNLV PTS-REBS-ASSISTS

Opponent	Date	Score	00	01	02	03	11	13	15
			NWAMU,IKE	JONES JR.,	SEAGEARS,J	CORNISH,JO	OKONOBH,G	CARTER,BEN	MORGAN,DWA
CAL POLY	11/13/15	74-72 w	7-4-0	8-2-0	11-2-5	4-4-4	4-3-1	5-6-0	8-6-1

Opponent	Date	Score	22	24	33
			MCCAW,PATR	POYSER,JAL	ZIMMERMAN
CAL POLY	11/13/15	74-72 w	15-4-4	0-0-1	12-9-0

2015-16 DOUBLE-DOUBLES (0)



RUNNIN' REBEL
BASKETBALL

2015-16 UNLV RUNNIN' REBEL BASKETBALL

2015-16 UNLV GAME-BY-GAME STATS

	FG-FGA	PCT	3FG-FGA	PCT	FT-FTA	PCT	REB	PF-D	AST	TO	BK	STL	1ST	2ND	OT1	OT2	TOT
Cal Poly	26-65	.400	7-25	.280	13-16	.813	34	30-0	13	14	1	9	40	32	0	0	72
at UNLV (11/13)	23-51	.451	3-14	.214	25-40	.625	42	24-0	16	19	5	4	37	37	0	0	74



2015-16 UNLV AND OPPONENT HIGHS & LOWS

	UNLV HIGHS	OPPONENT HIGHS
Points Scored/Game:	74 Cal Poly, (11/13)	72 Cal Poly, (11/13)
Points Scored/Half:	37 Twice, 1st & 2nd, Cal Poly, (11/13)	40 1st, Cal Poly, (11/13)
Field Goals Made:	23 Cal Poly, (11/13)	26 Cal Poly, (11/13)
Field Goals Attempted:	51 Cal Poly, (11/13)	65 Cal Poly, (11/13)
Field Goal Percentage:	.451 Cal Poly, (11/13)	.400 Cal Poly, (11/13)
3-Pt. FG Made:	3 Cal Poly, (11/13)	7 Cal Poly, (11/13)
3-Pt. Field Goals Att.:	15 Cal Poly, (11/13)	25 Cal Poly, (11/13)
3-Pt. Field Goal Pct.:	.214 Cal Poly, (11/13)	.280 Cal Poly, (11/13)
Free Throws Made:	25 Cal Poly, (11/13)	13 Cal Poly, (11/13)
Free Throws Attempted:	40 Cal Poly, (11/13)	16 Cal Poly, (11/13)
Free Throw Pct.:	.625 Cal Poly, (11/13)	.813 Cal Poly, (11/13)
Rebounds:	42 Cal Poly, (11/13)	34 Cal Poly, (11/13)
Offensive Rebounds:	14 Cal Poly, (11/13)	13 Cal Poly, (11/13)
Defensive Rebounds:	28 Cal Poly, (11/13)	21 Cal Poly, (11/13)
Assists:	16 Cal Poly, (11/13)	13 Cal Poly, (11/13)
Turnovers:	19 Cal Poly, (11/13)	14 Cal Poly, (11/13)
Blocked Shots:	5 Cal Poly, (11/13)	1 Cal Poly, (11/13)
Steals:	4 Cal Poly, (11/13)	9 Cal Poly, (11/13)
Fouls:	24 Cal Poly, (11/13)	30 Cal Poly, (11/13)

	UNLV LOWS	OPPONENT LOWS
Points Scored/Game:	74 Cal Poly, (11/13)	72 Cal Poly, (11/13)
Points Scored/Half:	37 Twice, 1st & 2nd, Cal Poly, (11/13)	32 2nd, Cal Poly, (11/13)
Field Goals Made:	23 Cal Poly, (11/13)	26 Cal Poly, (11/13)
Field Goals Attempted:	51 Cal Poly, (11/13)	65 Cal Poly, (11/13)
Field Goal Percentage:	.451 Cal Poly, (11/13)	.400 Cal Poly, (11/13)
3-Pt. FG Made:	3 Cal Poly, (11/13)	7 Cal Poly, (11/13)
3-Pt. Field Goals Att.:	15 Cal Poly, (11/13)	25 Cal Poly, (11/13)
3-Pt. Field Goal Pct.:	.214 Cal Poly, (11/13)	.280 Cal Poly, (11/13)
Free Throws Made:	25 Cal Poly, (11/13)	13 Cal Poly, (11/13)
Free Throws Attempted:	40 Cal Poly, (11/13)	16 Cal Poly, (11/13)
Free Throw Pct.:	.625 Cal Poly, (11/13)	.813 Cal Poly, (11/13)
Rebounds:	42 Cal Poly, (11/13)	34 Cal Poly, (11/13)
Offensive Rebounds:	14 Cal Poly, (11/13)	13 Cal Poly, (11/13)
Defensive Rebounds:	28 Cal Poly, (11/13)	21 Cal Poly, (11/13)
Assists:	16 Cal Poly, (11/13)	13 Cal Poly, (11/13)
Turnovers:	19 Cal Poly, (11/13)	14 Cal Poly, (11/13)
Blocked Shots:	5 Cal Poly, (11/13)	1 Cal Poly, (11/13)
Steals:	4 Cal Poly, (11/13)	9 Cal Poly, (11/13)
Fouls:	24 Cal Poly, (11/13)	30 Cal Poly, (11/13)

2015-16 UNLV & OPPONENT INDIVIDUAL STATISTICAL HIGHS

	UNLV INDIVIDUAL HIGHS	OPPONENT INDIVIDUAL HIGHS
Points Scored:	15, McCaw, Cal Poly (11/13)	15, Twice, Awich, Nwaba, Cal Poly (11/13)
Field Goals Made:	4, 3x, Zimmerman Jr., Jones Jr., McCaw, Cal Poly (11/13)	7, Nwaba, Cal Poly (11/13)
Field Goals Attempted:	9, Twice, Zimmerman Jr., Morgan, Cal Poly (11/13)	13, Nwaba, Cal Poly (11/13)
Field Goal Percentage:	...*	.538*, Nwaba, Cal Poly (11/13)
3-Pt. FG Made:	2, McCaw, Cal Poly (11/13)	2, 3x, Awich, Sutlive, Reese, Cal Poly (11/13)
3-Pt. Field Goals Att.:	4, Twice, McCaw, Nwamu, Cal Poly (11/13)	7, Shipley, Cal Poly (11/13)
3-Pt. Field Goal Pct.:	...**	...*
Free Throws Made:	6, Seagears, Cal Poly (11/13)	6, Morgan, Cal Poly (11/13)
Free Throws Attempted:	8, Twice, McCaw, Seagears, Cal Poly (11/13)	6, Morgan, Cal Poly (11/13)
Free Throw Pct.:	...***	...***
Rebounds:	9, Zimmerman Jr., Cal Poly (11/13)	5, 3x, Nwaba, Bennett, Gordon, Cal Poly (11/13)
Offensive Rebounds:	4, Zimmerman Jr., Cal Poly (11/13)	2, 5x, Nwaba, Shipley, Morgan, Bennett, Gordon, Cal Poly (11/13)
Defensive Rebounds:	5, Zimmerman Jr., Cal Poly (11/13)	4, Awich, Cal Poly (11/13)
Assists:	5, Seagears, Cal Poly (11/13)	3, Twice, Shead, Bennett, Cal Poly (11/13)
Turnovers:	4, Twice, McCaw, Nwamu, Cal Poly (11/13)	3, 3x, Nwaba, Shipley, Awich, Cal Poly (11/13)
Blocked Shots:	3, Zimmerman Jr., Cal Poly (11/13)	1, Awich, Cal Poly (11/13)
Steals:	2, McCaw, Cal Poly (11/13)	2, 4x, Awich, Nwaba, Shipley, Sutlive

* min. 5 fg made ** min. 3 3fg made *** min. 7 ft made

* min. 5 fg made ** min. 3 3fg made *** min. 7 ft made