

UNLV REBELS

UNLV RECORD HOLDER

#32

Marissa Nichols
Outfielder

UNLV REBELS

UNLV RECORD HOLDER

#08

Brittany Freight
Outfield

UNLV RECORD HOLDER

#22

Lori Harrigan
Pitcher



**BATTING***Note: Statistics kept from 1985-2007.*Batting Average

| | |
|-------------------|------------|
| Season (highest): | .305: 1995 |
| Season (lowest): | .204: 1986 |

At-Bats

| | |
|-------------------|------------------------------|
| Game: | 68: Long Beach St., 04-07-98 |
| Season (highest): | 1,809: 1991 |
| Season (lowest): | 1,243: 1988 |

Runs

| | |
|-------------------|------------------------|
| Game: | 20: Redlands, 05-02-81 |
| Season (highest): | 298: 1995 |
| Season (lowest): | 91: 1986 |

Hits

| | |
|-------------------|------------------------|
| Game: | 17: Pacific, 04-13-93 |
| | 17: Longwood, 03-08-06 |
| Season (highest): | 508: 1995 |
| Season (lowest): | 255: 1986 |

Doubles

| | |
|-------------------|----------|
| Season (highest): | 93: 1995 |
| Season (lowest): | 19: 1986 |

Triples

| | |
|-------------------|---------------|
| Season (highest): | 25: 1990 |
| Season (lowest): | 2: 2000, 2003 |

Home Runs

| | |
|-------------------|---------------------|
| Season (highest): | 50: 2005 |
| Season (lowest): | 0: 1986, 1987, 1991 |

Runs Batted In

| | |
|-------------------|-----------|
| Season (highest): | 257: 1995 |
| Season (lowest): | 65: 1986 |

Total Bases

| | |
|-------------------|-----------|
| Season (highest): | 746: 1995 |
| Season (lowest): | 314: 1986 |

Walks

| | |
|-------------------|-----------|
| Season (highest): | 201: 1995 |
| Season (lowest): | 51: 1986 |

Strikeouts

| | |
|-------------------|-----------|
| Season (highest): | 374: 2006 |
| Season (lowest): | 112: 1988 |

Stolen Bases

| | |
|-------------------|----------|
| Season (highest): | 86: 1991 |
| Season (lowest): | 11: 1999 |

PITCHING*Note: Statistics kept from 1985-2007.*Earned Run Average

| | |
|-------------------|------------|
| Season (lowest): | 0.62: 1991 |
| Season (highest): | 4.69: 2000 |

Wins

| | |
|-------------------|----------------|
| Season (highest): | 49: 1991, 1995 |
| Season (lowest): | 15: 1987 |

Losses

| | |
|-------------------|----------|
| Season (highest): | 41: 2000 |
| Season (lowest): | 14: 1995 |

Complete Games

| | |
|-------------------|----------|
| Season (highest): | 63: 1991 |
| Season (lowest): | 11: 2007 |

Shutouts

| | |
|-------------------|----------|
| Season (highest): | 28: 1991 |
| Season (lowest): | 2: 1987 |

Saves

| | |
|-------------------|---------------------|
| Season (highest): | 8: 2005 |
| Season (lowest): | 0: 1986, 1991, 1996 |

Innings Pitched

| | |
|-------------------|------------------------------|
| Game: | 19.2: Fresno State, 04-24-97 |
| Season (highest): | 506.1: 1991 |
| Season (lowest): | 330.2: 1988 |

Hits Allowed

| | |
|-------------------|----------------------------|
| Game (lowest): | 0: 11 times |
| Game (highest): | 25: CS Fullerton, 04-18-87 |
| Season (lowest): | 220: 2005 |
| Season (highest): | 487: 2000 |

Runs Allowed

| | |
|-------------------|-----------------------|
| Game (highest): | 17: Arizona, 03-21-97 |
| Season (lowest): | 76: 1992 |
| Season (highest): | 305: 2000 |

Walks Allowed

| | |
|-------------------|-----------|
| Season (lowest): | 47: 1992 |
| Season (highest): | 176: 2001 |

Strikeouts

| | |
|-------------------|----------------------------|
| Game (highest): | 15: Michigan St.: 02-21-04 |
| Season (highest): | 337: 2007 |
| Season (lowest): | 71: 1987 |

Hit Batsmen

| | |
|-------------------|----------|
| Season (lowest): | 5: 1985 |
| Season (highest): | 36: 2003 |

FIELDING*Note: Statistics kept from 1985-2007, excludes 1989-1992.*Fielding Pct.

| | |
|-------------------|------------|
| Season (highest): | .965: 1993 |
| Season (lowest): | .863: 1981 |

Putouts

| | |
|-------------------|-------------|
| Season (highest): | 1,519: 1991 |
| Season (lowest): | 930: 1999 |

Assists

| | |
|-------------------|-----------|
| Season (highest): | 640: 2000 |
| Season (lowest): | 427: 1998 |

Errors

| | |
|-------------------|-----------|
| Season (highest): | 134: 1981 |
| Season (fewest): | 62: 1993 |

Double Plays

| | |
|---------|----------|
| Season: | 28: 2007 |
|---------|----------|

MISCELLANEOUS

| | |
|---------------|----------------|
| Games: | 67: 1991 |
| Wins: | 49: 1991, 1995 |
| Home: | 26: 2005 |
| Road: | 18: 1991, 1994 |
| Neutral: | 13: 1995 |
| Conference: | 27: 1995 |
| Winning Pct.: | .778: 1995 |
| Losses: | 41: 2000 |
| Home: | 20: 1987 |
| Road: | 17: 1986 |
| Conference: | 29: 1987 |

STREAKS

| | |
|-------------|---------------------------|
| Wins: | 15: 1995 |
| Home: | 11: 1993 |
| Road: | 7: 1989 |
| Neutral: | 5: 1985, 1992, 1995, 2005 |
| Conference: | 13: 1995 |
| Losses: | 12: 1980, 1987 |
| Home: | 8: 1987, 1988 |
| Road: | 9: 1998 |
| Conference: | 17: 2000 |

Game Winning RBI

| | |
|---------|--------------------------|
| Season: | 16: Kim Rondina, 1995 |
| Career: | 33: Cyndi Parus, 1992-95 |

Hitting Streak

| | |
|---------|-----------------------|
| Season: | 22: Kim Rondina, 1995 |
|---------|-----------------------|

ALL-TIME HITTING & DEFENSE

| YR | AVG | GP | GS | AB | R | H | 2B | 3B | HR | RBI | TB | SLG | BB | HBP | SO | OB | SF | SH | SB | ATT | PO | A | E | FLD |
|------|-------------|-----------|-----------|-------------|------------|------------|-----------|-----------|-----------|------------|------------|-------------|------------|-----------|------------|-------------|-----------|------------|-----------|------------|-------------|------------|------------|-------------|
| 2007 | .284 | 64 | 64 | 1664 | 290 | 472 | 86 | 13 | 45 | 237 | 719 | .432 | 159 | 33 | 352 | .357 | 6 | 54 | 85 | 111 | 1295 | 626 | 102 | .950 |
| 2006 | .255 | 63 | 63 | 1569 | 243 | 400 | 64 | 3 | 44 | 205 | 602 | .384 | 172 | 17 | 374 | .332 | 14 | 39 | 48 | 63 | 1234 | 482 | 128 | .931 |
| 2005 | .276 | 63 | 63 | 1645 | 290 | 454 | 71 | 18 | 50 | 247 | 711 | .432 | 155 | 36 | 308 | .350 | 7 | 32 | 59 | 71 | 1271 | 471 | 78 | .957 |
| 2004 | .263 | 60 | 60 | 1549 | 182 | 408 | 61 | 6 | 9 | 157 | 508 | .328 | 139 | 21 | 300 | .332 | 2 | 55 | 36 | 51 | 1173 | 481 | 79 | .954 |
| 2003 | .207 | 60 | 60 | 1476 | 120 | 305 | 49 | 2 | 12 | 99 | 394 | .267 | 114 | 20 | 334 | .272 | 4 | 54 | 30 | 45 | 1221 | 535 | 72 | .961 |
| 2002 | .251 | 64 | 64 | 1695 | 220 | 425 | 55 | 6 | 34 | 185 | 594 | .350 | 135 | 26 | 360 | .314 | 8 | 47 | 44 | 57 | 1302 | 625 | 108 | .947 |
| 2001 | .257 | 56 | 56 | 1459 | 192 | 375 | 55 | 4 | 25 | 174 | 513 | .352 | 119 | 23 | 239 | .321 | 8 | 56 | 37 | 56 | 1133 | 573 | 92 | .949 |
| 2000 | .264 | 60 | 60 | 1552 | 202 | 410 | 42 | 2 | 33 | 176 | 555 | .358 | 111 | 18 | 246 | .319 | 7 | 62 | 26 | 33 | 1157 | 640 | 109 | .943 |
| 1999 | .285 | 49 | 49 | 1289 | 184 | 368 | 59 | 3 | 38 | 176 | 547 | .424 | 98 | 9 | 246 | .339 | 7 | 37 | 11 | 19 | 930 | 526 | 94 | .939 |
| 1998 | .259 | 51 | 51 | 1369 | 166 | 354 | 43 | 5 | 25 | 149 | 482 | .352 | 142 | 12 | 194 | .334 | 2 | 59 | 25 | 36 | 1055 | 427 | 73 | .953 |
| 1997 | .253 | 54 | 54 | 1391 | 191 | 352 | 46 | 7 | 31 | 158 | 505 | .363 | 138 | 12 | 228 | .326 | 5 | 60 | 23 | 33 | 1067 | 497 | 100 | .940 |
| 1996 | .266 | 59 | 59 | 1581 | 234 | 421 | 58 | 11 | 25 | 198 | 576 | .364 | 188 | 17 | 260 | .336 | 4 | 83 | 47 | 54 | 1228 | 621 | 75 | .961 |
| 1995 | 305 | 63 | 63 | 1664 | 298 | 508 | 93 | 8 | 43 | 257 | 746 | .448 | 201 | 26 | 199 | .370 | 3 | 92 | 44 | 56 | 1300 | 514 | 68 | .964 |
| 1994 | .279 | 58 | 58 | 1528 | 215 | 426 | 60 | 8 | 16 | 179 | 550 | .360 | 164 | 9 | 225 | .338 | 7 | 62 | 42 | 58 | 1182 | 508 | 72 | .959 |
| 1993 | .291 | 55 | 55 | 1523 | 202 | 443 | 52 | 17 | 4 | 167 | 541 | .355 | 94 | 10 | 194 | .317 | 15 | 84 | 78 | 95 | 1194 | 535 | 62 | .965 |
| 1992 | .228 | 56 | 56 | 1415 | 152 | 323 | 29 | 19 | 2 | 112 | 396 | .280 | 118 | 10 | 212 | .274 | 5 | 98 | 64 | 78 | - | - | - | - |
| 1991 | .247 | 67 | 67 | 1809 | 208 | 446 | 43 | 19 | 0 | 151 | 527 | .291 | 140 | 20 | 247 | .326 | 9 | 144 | 86 | 105 | - | - | - | - |
| 1990 | .265 | 68 | 68 | 1799 | 161 | 476 | 42 | 25 | 1 | 134 | 571 | .317 | 114 | 9 | 175 | .312 | 11 | 97 | 60 | 79 | - | - | - | - |
| 1989 | .243 | 60 | 60 | 1683 | 167 | 409 | 31 | 16 | 3 | 141 | 481 | .286 | 98 | 13 | 163 | .290 | 7 | 56 | 31 | 50 | - | - | - | - |
| 1988 | .245 | 47 | 47 | 1243 | 116 | 305 | 21 | 11 | 1 | 82 | 351 | .282 | 64 | 23 | 112 | .293 | 6 | 61 | 34 | 49 | 1014 | 496 | 66 | .958 |
| 1987 | .225 | 53 | 53 | 1440 | 114 | 324 | 23 | 10 | 0 | 85 | 367 | .254 | 72 | 12 | 139 | .267 | 4 | 75 | 52 | 69 | 1146 | 564 | 115 | .937 |
| 1986 | .204 | 50 | 50 | 1247 | 91 | 255 | 19 | 20 | 0 | 65 | 314 | .251 | 51 | 1 | 241 | .236 | 3 | 54 | 22 | 30 | 1019 | 437 | 99 | .936 |
| 1985 | .218 | 60 | 60 | 1465 | 163 | 319 | 36 | 18 | 7 | 135 | 412 | .281 | 103 | 12 | 242 | .273 | 4 | 61 | 29 | 39 | 1137 | 496 | 84 | .951 |

Note: **Bold** denotes school records. Statistics kept from 1985-2007.

ALL-TIME PITCHING

| YR | ERA | W | L | APP | GS | CG | SHO | CBO | SV | IP | H | R | ER | BB | SO | 2B | 3B | HR | AB | B/AV | WP | HBP |
|------|-------------|-----------|-----------|------------|-----------|-----------|-----------|-----|----------|--------------|------------|------------|-----|------------|------------|-----------|-----------|-----------|-------------|-------------|-----------|-----------|
| 2007 | 3.15 | 37 | 27 | 132 | 64 | 11 | 8 | 4 | 6 | 431.2 | 464 | 270 | 194 | 165 | 337 | 61 | 2 | 55 | 1689 | .275 | 47 | 35 |
| 2006 | 3.80 | 26 | 37 | 120 | 63 | 17 | 4 | 1 | 6 | 410.1 | 501 | 323 | 223 | 132 | 324 | 64 | 10 | 51 | 1720 | .291 | 24 | 33 |
| 2005 | 1.90 | 44 | 19 | 91 | 63 | 35 | 14 | 3 | 8 | 423.2 | 338 | 155 | 115 | 112 | 284 | 53 | 6 | 30 | 1554 | .218 | 13 | 33 |
| 2004 | 3.24 | 25 | 35 | 91 | 60 | 33 | 7 | 0 | 3 | 391.0 | 412 | 247 | 181 | 158 | 286 | 81 | 6 | 33 | 1544 | .267 | 20 | 31 |
| 2003 | 3.08 | 21 | 39 | 86 | 60 | 36 | 10 | 1 | 1 | 407.0 | 437 | 221 | 179 | 133 | 272 | 63 | 9 | 33 | 1603 | .273 | 11 | 36 |
| 2002 | 2.89 | 30 | 34 | 92 | 64 | 36 | 6 | 1 | 5 | 434.0 | 427 | 233 | 179 | 147 | 295 | 62 | 7 | 26 | 1709 | .250 | 12 | 31 |
| 2001 | 3.54 | 26 | 30 | 86 | 56 | 26 | 4 | 1 | 2 | 378.2 | 434 | 218 | 149 | 176 | 215 | 54 | 5 | 18 | 1521 | .285 | 24 | 23 |
| 2000 | 4.69 | 19 | 41 | 106 | 60 | 23 | 5 | 3 | 4 | 385.2 | 487 | 305 | 201 | 155 | 227 | 75 | 7 | 25 | 1619 | .301 | 30 | 12 |
| 1999 | 4.02 | 17 | 31 | 94 | 49 | 18 | 4 | 0 | 1 | 340.0 | 380 | 259 | 178 | 178 | 185 | 66 | 6 | 13 | 1273 | .299 | 47 | 16 |
| 1998 | 3.03 | 21 | 30 | 84 | 46 | 27 | 7 | - | 1 | 351.2 | 422 | 206 | 152 | 111 | 190 | 52 | 9 | 24 | - | .297 | 18 | 52 |
| 1997 | 2.83 | 26 | 28 | 81 | 54 | 30 | 8 | - | 4 | 355.2 | 391 | 218 | 144 | 121 | 211 | 46 | 10 | 11 | - | .273 | 18 | 28 |
| 1996 | 2.56 | 36 | 23 | 72 | 59 | 45 | 11 | - | 0 | 407.0 | 427 | 186 | 148 | 147 | 224 | 44 | 4 | 16 | - | .270 | 13 | 18 |
| 1995 | 1.66 | 49 | 14 | 83 | 63 | 45 | 14 | - | 3 | 433.1 | 355 | 139 | 103 | 122 | 290 | 41 | 7 | 11 | - | .222 | 13 | 11 |
| 1994 | 1.60 | 39 | 19 | 75 | 58 | 42 | 16 | - | 4 | 394.0 | 335 | 138 | 90 | 128 | 220 | 38 | 4 | 12 | - | .229 | 32 | 20 |
| 1993 | 1.46 | 37 | 17 | 68 | 55 | 43 | 13 | - | 3 | 398.0 | 326 | 113 | 83 | 92 | 223 | 40 | 5 | 17 | - | .224 | 14 | 12 |
| 1992 | 0.75 | 34 | 22 | 70 | 56 | 45 | 23 | - | 4 | 390.2 | 259 | 76 | 42 | 47 | 222 | 34 | 6 | 2 | - | .182 | 18 | 9 |
| 1991 | 0.62 | 49 | 17 | 72 | 67 | 63 | 28 | - | 0 | 506.1 | 327 | 82 | 45 | 76 | 307 | 34 | 8 | 0 | - | .181 | 15 | 12 |
| 1990 | 0.91 | 41 | 27 | 74 | 68 | 55 | 25 | - | 1 | 484.2 | 327 | 101 | 63 | 91 | 197 | 36 | 8 | 3 | - | .189 | 10 | 10 |
| 1989 | 1.50 | 32 | 28 | 74 | 60 | 46 | 17 | - | 4 | 439.1 | 365 | 134 | 94 | 75 | 278 | 38 | 12 | 3 | - | .221 | 19 | 11 |
| 1988 | 2.05 | 18 | 29 | 71 | 47 | 23 | 4 | - | 2 | 330.2 | 339 | 138 | 97 | 93 | 95 | - | - | - | - | - | 18 | 7 |
| 1987 | 2.58 | 13 | 40 | 66 | 53 | 41 | 2 | - | 1 | 383.1 | 432 | 231 | 141 | 132 | 71 | - | - | - | - | - | 49 | 8 |
| 1986 | 1.49 | 18 | 32 | 56 | 50 | 44 | 7 | - | 0 | 339.1 | 305 | 145 | 72 | 72 | 145 | - | - | - | - | - | 14 | 7 |
| 1985 | 2.10 | 28 | 32 | 71 | 60 | 49 | 11 | - | 2 | 413.0 | 373 | 168 | 124 | 61 | 168 | - | - | - | - | - | 11 | 5 |

Note: **Bold** denotes school records. Statistics kept from 1985-2007.



Batting Average

| | | |
|--------------------|------|------|
| Kim Rondina | .445 | 1997 |
| Kim Rondina | .436 | 1995 |
| Kim Rondina | .432 | 1996 |
| Marissa Nichols | .426 | 2005 |
| Racheal Goodpaster | .398 | 2000 |
| Christine Parris | .398 | 1990 |
| Rachel Goodpaster | .377 | 1999 |
| Cyndi Parus | .374 | 1995 |
| Bridget Byrne | .373 | 2004 |
| Racheal Goodpaster | .371 | 1999 |

Games

| | | |
|-------------------|----|------|
| Dena Baker | 68 | 1990 |
| Trish Spencer | 68 | 1990 |
| Christine Parris | 67 | 1991 |
| Tricia Reimche | 67 | 1991 |
| Felicia Benjamins | 66 | 1991 |
| Christine Parris | 66 | 1990 |
| Tricia Reimche | 66 | 1990 |
| Dena Baker | 65 | 1991 |
| Jaci Hull | 64 | 2007 |
| Kelli Fangonilo | 64 | 2007 |
| Brittany Freight | 64 | 2007 |
| Brittany Meade | 64 | 2007 |
| Geney Orris | 64 | 2002 |
| Morgan Bostwick | 64 | 2002 |
| Bridget Byrne | 64 | 2002 |
| Melissa Inouye | 64 | 2002 |
| Michele Moreno | 64 | 1991 |

At-Bats

| | | |
|------------------|-----|------|
| Tricia Reimche | 241 | 1991 |
| Tricia Reimche | 223 | 1990 |
| Christine Parris | 219 | 1991 |
| Christine Parris | 211 | 1990 |
| Marissa Nichols | 209 | 2005 |
| Trish Spencer | 209 | 1990 |
| Caitlyn Paus | 208 | 2005 |
| Dena Baker | 204 | 1990 |
| Kim Rondina | 202 | 1995 |
| Brittany Freight | 201 | 2006 |

Runs

| | | |
|--------------------|----|------|
| Marissa Nichols | 66 | 2005 |
| Kim Rondina | 58 | 1995 |
| Jaci Hull | 49 | 2007 |
| Sara Mallett | 48 | 1996 |
| Racheal Goodpaster | 47 | 2000 |
| Tricia Reimche | 45 | 1991 |
| Sara Mallett | 44 | 1995 |
| Sara Mallett | 43 | 1994 |
| Kim Rondina | 40 | 1996 |
| Brittany Bolinger | 39 | 2006 |
| Caitlyn Paus | 39 | 2005 |
| Cyndi Parus | 39 | 1995 |
| Steph Gonzales | 39 | 1994 |

Hits

| | | |
|------------------|----|------|
| Marissa Nichols | 89 | 2005 |
| Kim Rondina | 88 | 1995 |
| Christine Parris | 84 | 1990 |
| Tricia Reimche | 82 | 1990 |
| Kim Rondina | 80 | 1996 |
| Christine Parris | 78 | 1991 |
| Bridget Byrne | 72 | 2004 |
| Steph Gonzales | 72 | 1994 |
| Cyndi Parus | 71 | 1995 |

| | | |
|----------------|----|------|
| Tricia Reimche | 70 | 1993 |
| Tricia Reimche | 70 | 1991 |

Doubles

| | | |
|--------------------|----|------|
| Kim Rondina | 23 | 1995 |
| Jaci Hull | 17 | 2007 |
| Marissa Nichols | 17 | 2005 |
| Racheal Goodpaster | 16 | 1999 |
| Andrea Balandran | 15 | 1995 |
| Geney Orris | 14 | 2002 |
| Cyndi Parus | 14 | 1995 |
| Racheal Goodpaster | 13 | 2001 |
| Christine Parris | 13 | 1990 |
| Brittany Meade | 12 | 2007 |
| Maggie Livreri | 12 | 2006 |
| Sara Mallett | 12 | 1995 |

Triples

| | | |
|-------------------|----|------|
| Christine Parris | 13 | 1990 |
| Marissa Nichols | 8 | 2005 |
| Tricia Reimche | 6 | 1992 |
| Christine Parris | 6 | 1991 |
| Vaso Tzelalis | 6 | 1985 |
| Erika Swanson | 5 | 1992 |
| Michele Moreno | 5 | 1989 |
| Alonda Jones | 5 | 1986 |
| Brittany Bolinger | 4 | 2007 |
| Brittany Freight | 4 | 2005 |
| Kim Rondina | 4 | 1996 |
| Kim Rondina | 4 | 1994 |
| Michele Moreno | 4 | 1992 |
| Dena Baker | 4 | 1990 |
| Michele Moreno | 4 | 1990 |
| Ann Sanders | 4 | 1987 |

Home Runs

| | | |
|--------------------|----|------|
| Marissa Nichols | 18 | 2005 |
| Racheal Goodpaster | 17 | 2000 |
| Kim Rondina | 15 | 1997 |
| Kim Rondina | 15 | 1995 |
| Racheal Goodpaster | 14 | 1999 |
| Kendall Fearn | 13 | 2007 |
| Geney Orris | 13 | 2002 |
| Jaci Hull | 12 | 2007 |
| Pauline Glenn | 11 | 2002 |
| Kim Rondina | 10 | 1996 |

Runs Batted In

| | | |
|--------------------|----|------|
| Kim Rondina | 58 | 1995 |
| Marissa Nichols | 46 | 2005 |
| Caitlyn Paus | 44 | 2005 |
| Kim Rondina | 44 | 1997 |
| Cyndi Parus | 44 | 1993 |
| Racheal Goodpaster | 43 | 2000 |
| Geney Orris | 42 | 2002 |
| Kendall Fearn | 41 | 2007 |
| Maggie Livreri | 38 | 2006 |
| Raven Coberg | 38 | 1998 |
| Cyndi Parus | 38 | 1995 |

Total Bases

| | | |
|--------------------|-----|------|
| Marissa Nichols | 176 | 2005 |
| Kim Rondina | 162 | 1995 |
| Racheal Goodpaster | 130 | 2000 |
| Kim Rondina | 127 | 1996 |
| Jaci Hull | 125 | 2007 |
| Christine Parris | 123 | 1990 |
| Racheal Goodpaster | 120 | 1999 |

| | | |
|--------------|-----|------|
| Geney Orris | 115 | 2002 |
| Kim Rondina | 112 | 1997 |
| Caitlyn Paus | 110 | 2005 |

Slugging Percentage

| | | |
|--------------------|------|------|
| Kim Rondina | .941 | 1997 |
| Marissa Nichols | .842 | 2005 |
| Kim Rondina | .802 | 1995 |
| Racheal Goodpaster | .760 | 2000 |
| Racheal Goodpaster | .740 | 1999 |
| Kim Rondina | .686 | 1996 |
| Jaci Hull | .679 | 2007 |
| Racheal Goodpaster | .625 | 2001 |
| Geney Orris | .618 | 2002 |
| Julie Crandall | .592 | 1998 |

Walks

| | | |
|----------------|----|------|
| Jaci Hull | 46 | 2007 |
| Sara Mallett | 42 | 1996 |
| Julie Crandall | 34 | 1995 |
| Julie Crandall | 33 | 1998 |
| Maggie Livreri | 31 | 2006 |
| Geney Orris | 31 | 2002 |
| Maggie Livreri | 29 | 2005 |
| Amy Watkins | 28 | 1995 |
| Julie Crandall | 27 | 1996 |
| Sara Mallett | 27 | 1995 |

Hit-By-Pitch

| | | |
|--------------------|----|------|
| Brittany Meade | 10 | 2007 |
| Julie Crandall | 9 | 1995 |
| Mary Gerstner | 9 | 1988 |
| Maggie Livreri | 8 | 2005 |
| Pauline Glenn | 8 | 2002 |
| Morgan Bostwick | 8 | 2002 |
| Racheal Goodpaster | 8 | 2000 |
| Brittany Meade | 7 | 2005 |
| Arica Painter | 7 | 2001 |
| Maggie Livreri | 6 | 2006 |
| Pauline Glenn | 6 | 2004 |
| Audrey Munoz | 6 | 1996 |
| Gay Lyn Turley | 6 | 1988 |

On-Base Percentage

| | | |
|--------------------|------|------|
| Kim Rondina | .521 | 1997 |
| Jaci Hull | .500 | 2007 |
| Kim Rondina | .496 | 1995 |
| Kim Rondina | .495 | 1996 |
| Marissa Nichols | .487 | 2005 |
| Julie Crandall | .481 | 1998 |
| Racheal Goodpaster | .450 | 2000 |
| Julie Crandall | .443 | 1995 |
| Maggie Livreri | .439 | 2005 |
| Sara Mallett | .436 | 1996 |

Stolen Bases

| | | |
|--------------------|----|------|
| Marissa Nichols | 35 | 2005 |
| Tricia Reimche | 25 | 1990 |
| Christine Parris | 24 | 1991 |
| Sara Mallett | 22 | 1996 |
| Steph Gonzales | 22 | 1993 |
| Brittany Bolinger | 19 | 2007 |
| Mary Gerstner | 19 | 1987 |
| Kelli Fangonilo | 18 | 2007 |
| Lisa Wilkins-Eames | 18 | 1993 |
| Tricia Reimche | 18 | 1991 |

Batting Average (min 200 AB)

| | | |
|--------------------|------|------------|
| Kim Rondina | .415 | 1994-97 |
| Marissa Nichols | .391 | 2005-Pres. |
| Christine Parris | .377 | 1990-91 |
| *Jaci Hull | .372 | 2006 |
| Lisa Wilkins-Eames | .358 | 1992-93 |
| Racheal Goodpaster | .354 | 1998-01 |
| Steph Gonzales | .351 | 1993-94 |
| Tricia Reimche | .328 | 1990-93 |
| Cyndi Parus | .325 | 1992-95 |
| Julie Crandall | .324 | 1995-98 |
| * denotes 199 ABs. | | |

Games

| | | |
|-------------------|-----|---------|
| Brittany Freight | 248 | 2004-07 |
| Morgan Bostwick | 246 | 2002-05 |
| Tricia Reimche | 244 | 1990-93 |
| Trish Spencer | 242 | 1989-92 |
| Michele Moreno | 235 | 1989-92 |
| Sara Mallett | 234 | 1993-96 |
| Dena Baker | 234 | 1988-91 |
| Felicia Benjamins | 233 | 1989-92 |
| Cyndi Parus | 232 | 1992-95 |
| Julie Crandall | 227 | 1995-98 |
| Kim Rondina | 227 | 1994-97 |

At Bats

| | | |
|------------------|-----|---------|
| Tricia Reimche | 838 | 1990-93 |
| Cyndi Parus | 701 | 1992-95 |
| Dena Baker | 695 | 1988-91 |
| Sara Mallett | 698 | 1993-96 |
| Kim Rondina | 692 | 1994-97 |
| Brittany Freight | 678 | 2004-07 |
| Trish Spencer | 675 | 1989-92 |
| Morgan Bostwick | 661 | 2002-05 |
| Bridget Byrne | 661 | 2001-04 |
| Julie Crandall | 654 | 1995-98 |

Runs

| | | |
|--------------------|-----|------------|
| Kim Rondina | 168 | 1994-97 |
| Sara Mallett | 151 | 1993-96 |
| Racheal Goodpaster | 142 | 1998-01 |
| Julie Crandall | 127 | 1995-98 |
| Tricia Reimche | 126 | 1990-93 |
| Nicole Miller | 102 | 1997-00 |
| Caitlyn Paus | 91 | 2005-Pres. |
| Brittany Freight | 91 | 2004-07 |
| Bridget Byrne | 91 | 2001-04 |
| Geney Orris | 83 | 1999-02 |

Hits

| | | |
|--------------------|-----|---------|
| Kim Rondina | 287 | 1994-97 |
| Tricia Reimche | 275 | 1990-93 |
| Racheal Goodpaster | 231 | 1998-01 |
| Cyndi Parus | 228 | 1992-95 |
| Julie Crandall | 212 | 1995-98 |
| Sara Mallett | 198 | 1993-96 |
| Lisa Sampson | 192 | 2001-04 |
| Brittany Freight | 188 | 2004-07 |
| Dena Baker | 184 | 1988-91 |
| Morgan Bostwick | 180 | 2002-05 |

Doubles

| | | |
|--------------------|----|---------|
| Kim Rondina | 53 | 1994-97 |
| Julie Crandall | 50 | 1995-98 |
| Racheal Goodpaster | 47 | 1998-01 |

| | | |
|------------------|----|---------|
| Cyndi Parus | 39 | 1992-95 |
| Sara Mallett | 35 | 1993-96 |
| Geney Orris | 32 | 1999-02 |
| Brittany Freight | 30 | 2004-07 |
| Lisa Sampson | 30 | 2001-04 |
| Linda Garza | 29 | 1998-01 |
| Pauline Glenn | 27 | 2002-05 |

Triples

| | | |
|-------------------|----|------------|
| Christine Parris | 19 | 1990-91 |
| Michele Moreno | 16 | 1989-92 |
| Kim Rondina | 13 | 1994-97 |
| Tricia Reimche | 12 | 1990-93 |
| Alonda Jones | 9 | 1985-86 |
| Marissa Nichols | 8 | 2005-Pres. |
| Debbie Wilson | 8 | 1985-86 |
| Brittany Bolinger | 7 | 2006-Pres. |
| Julie Crandall | 7 | 1995-98 |
| Dena Baker | 7 | 1988-91 |
| Sheree Corniel | 7 | 1988-91 |

Home Runs

| | | |
|--------------------|----|------------|
| Kim Rondina | 46 | 1994-97 |
| Racheal Goodpaster | 41 | 1998-01 |
| Geney Orris | 32 | 1999-02 |
| Kendall Fearn | 21 | 2006-Pres. |
| Pauline Glenn | 21 | 2002-05 |
| Julie Crandall | 20 | 1995-98 |
| Nicole Miller | 19 | 1997-00 |
| Marissa Nichols | 18 | 2005-Pres. |
| Sara Mallett | 17 | 1993-96 |
| Caitlyn Paus | 18 | 2005-Pres. |

Runs Batted In

| | | |
|--------------------|-----|---------|
| Kim Rondina | 171 | 1994-97 |
| Cyndi Parus | 136 | 1992-95 |
| Racheal Goodpaster | 126 | 1998-01 |
| Julie Crandall | 121 | 1995-98 |
| Geney Orris | 118 | 1999-02 |
| Sara Mallett | 96 | 1993-96 |
| Heather Siegel | 88 | 1993-97 |
| Nicole Miller | 86 | 1997-00 |
| Pauline Glenn | 82 | 2002-05 |
| Maggie Livreri | 75 | 2005-06 |

Total Bases

| | | |
|--------------------|-----|---------|
| Kim Rondina | 504 | 1994-97 |
| Racheal Goodpaster | 405 | 1998-01 |
| Julie Crandall | 318 | 1995-98 |
| Tricia Reimche | 313 | 1990-93 |
| Geney Orris | 297 | 1999-02 |
| Sara Mallett | 297 | 1993-96 |
| Cyndi Parus | 286 | 1992-95 |
| Nicole Miller | 265 | 1997-00 |
| Brittany Freight | 234 | 2004-07 |
| Morgan Bostwick | 229 | 2002-05 |

Slugging Percentage (min 200 AB)

| | | |
|--------------------|------|------------|
| Kim Rondina | .728 | 1994-97 |
| *Jaci Hull | .703 | 2006-Pres. |
| Marissa Nichols | .698 | 2005-Pres. |
| Racheal Goodpaster | .621 | 1998-01 |
| Kendall Fearn | .560 | 2006-Pres. |
| Christine Parris | .518 | 1990-91 |
| Julie Crandall | .513 | 1995-98 |
| Geney Orris | .498 | 1999-02 |

| | | |
|--------------------|------|---------|
| Raven Coberg | .491 | 1998-99 |
| Shannon Crisp | .458 | 2005-07 |
| * denotes 199 ABs. | | |

Walks

| | | |
|----------------|-----|------------|
| Julie Crandall | 111 | 1995-98 |
| Sara Mallett | 103 | 1993-96 |
| Kim Rondina | 87 | 1994-96 |
| Pauline Glenn | 66 | 2002-05 |
| Geney Orris | 64 | 1999-02 |
| Cyndi Parus | 63 | 1992-95 |
| Michele Moreno | 63 | 1989-92 |
| Maggie Livreri | 60 | 2005-06 |
| Lisa Sampson | 56 | 2001-04 |
| Jaci Hull | 54 | 2006-Pres. |
| Nicole Miller | 54 | 1997-00 |
| Heather Siegel | 54 | 1993-97 |

Hit-By-Pitch

| | | |
|--------------------|----|------------|
| Pauline Glenn | 23 | 2002-05 |
| Brittany Meade | 17 | 2005-Pres. |
| Racheal Goodpaster | 16 | 1998-01 |
| Julie Crandall | 16 | 1995-98 |
| Maggie Livreri | 14 | 2005-06 |
| Morgan Bostwick | 13 | 2002-05 |
| Mary Gerstner | 13 | 1987-88 |
| Dena Baker | 11 | 1988-91 |
| Arica Painter | 10 | 2000-02 |
| Brittany Freight | 9 | 2004-07 |
| Lisa Moses-Sampson | 9 | 2001-04 |
| Nicole Miller | 9 | 1997-00 |

On-Base Percentage (min 200 AB)

| | | |
|--------------------|------|------------|
| *Jaci Hull | .512 | 2006-Pres. |
| Kim Rondina | .481 | 1994-97 |
| Marissa Nichols | .455 | 2005-Pres. |
| Julie Crandall | .434 | 1995-98 |
| Lisa Wilkins-Eames | .413 | 1992-93 |
| Christine Parris | .410 | 1990-91 |
| Racheal Goodpaster | .407 | 1998-01 |
| Maggie Livreri | .401 | 2005-06 |
| Raven Coberg | .399 | 1998-99 |
| Steph Gonzales | .395 | 1993-94 |
| * denotes 199 ABs. | | |

Stolen Bases

| | | |
|--------------------|----|------------|
| Tricia Reimche | 73 | 1990-93 |
| Marissa Nichols | 47 | 2005-Pres. |
| Sara Mallett | 42 | 1993-96 |
| Christine Parris | 37 | 1990-91 |
| Steph Gonzales | 36 | 1993-94 |
| Bridget Byrne | 35 | 2001-04 |
| Trish Spencer | 33 | 1989-92 |
| Brittany Bolinger | 32 | 2006-Pres. |
| Mary Gerstner | 32 | 1987-88 |
| Brittany Freight | 31 | 2004-07 |
| Lisa Wilkins-Eames | 31 | 1992-93 |

48 | Single-Season Pitching



Earned Run Average (min 100 IP)

| | | |
|---------------|------|------|
| Lori Harrigan | 0.51 | 1992 |
| Lori Harrigan | 0.58 | 1991 |
| Kim Smith | 0.68 | 1991 |
| Lori Harrigan | 0.79 | 1990 |
| Kim Smith | 0.90 | 1993 |
| Kim Smith | 0.97 | 1992 |
| Kim Smith | 1.08 | 1990 |
| Patti King | 1.10 | 1990 |
| Lori Harrigan | 1.15 | 1989 |
| Amie Stewart | 1.22 | 1994 |

Wins

| | | |
|-----------------|----|------|
| Amie Stewart | 30 | 1995 |
| Jacque Kerrigan | 29 | 2005 |
| Kim Smith | 25 | 1991 |
| Lori Harrigan | 25 | 1990 |
| Amie Stewart | 24 | 1994 |
| Lori Harrigan | 24 | 1991 |
| Teresa Branch | 22 | 1996 |
| Kim Smith | 22 | 1993 |
| Jacque Kerrigan | 19 | 2004 |
| Teresa Branch | 18 | 1995 |
| Lori Harrigan | 18 | 1989 |

Losses

| | | |
|-----------------|----|------|
| Cynthia Steinke | 32 | 1987 |
| Nicole Truax | 23 | 2000 |
| Brandi Isgar | 20 | 1998 |
| Patti King | 19 | 1988 |
| Jacque Kerrigan | 18 | 2004 |
| Becky McDonald | 18 | 2003 |
| Karen Carlson | 18 | 1985 |
| Shannon Crisp | 17 | 2006 |
| Geney Orris | 17 | 2000 |
| Lori Harrigan | 17 | 1990 |
| Karen Carlson | 17 | 1986 |

Appearances

| | | |
|-------------------|----|------|
| Jacque Kerrigan | 52 | 2005 |
| Nicole Truax | 51 | 2000 |
| Cynthia Steinke | 49 | 1987 |
| Lori Harrigan | 48 | 1990 |
| Amie Stewart | 47 | 1995 |
| Shannon Crisp | 45 | 2006 |
| Jacque Kerrigan | 44 | 2004 |
| Patti King | 44 | 1988 |
| Lori Harrigan | 43 | 1989 |
| Christie Robinson | 42 | 2006 |
| Jacque Kerrigan | 42 | 2003 |
| Brandi Isgar | 42 | 1998 |
| Amie Stewart | 42 | 1994 |

Games Started

| | | |
|-----------------|----|------|
| Nicole Truax | 45 | 2000 |
| Jacque Kerrigan | 42 | 2005 |
| Cynthia Steinke | 41 | 1987 |
| Jacque Kerrigan | 40 | 2004 |
| Lori Harrigan | 40 | 1990 |
| Lori Harrigan | 35 | 1991 |
| Patti King | 35 | 1988 |
| Amie Stewart | 33 | 1995 |
| Lori Harrigan | 33 | 1989 |
| Karen Carlson | 33 | 1985 |

Complete Games

| | | |
|-----------------|----|------|
| Cynthia Steinke | 37 | 1987 |
| Lori Harrigan | 36 | 1990 |
| Lori Harrigan | 35 | 1991 |
| Karen Carlson | 31 | 1985 |
| Amie Stewart | 30 | 1995 |
| Lori Harrigan | 29 | 1989 |
| Jacque Kerrigan | 28 | 2005 |
| Kim Smith | 28 | 1991 |
| Amie Stewart | 27 | 1994 |
| Teresa Branch | 25 | 1996 |

Shutouts

| | | |
|-----------------|----|------|
| Lori Harrigan | 17 | 1990 |
| Lori Harrigan | 14 | 1991 |
| Kim Smith | 14 | 1991 |
| Amie Stewart | 12 | 1994 |
| Lori Harrigan | 11 | 1992 |
| Lori Harrigan | 11 | 1989 |
| Jacque Kerrigan | 9 | 2005 |
| Teresa Branch | 9 | 1996 |
| Amie Stewart | 9 | 1995 |
| Kim Smith | 9 | 1993 |

Saves

| | | |
|-------------------|---|------|
| Jacque Kerrigan | 5 | 2005 |
| Heather Slettvet | 4 | 2007 |
| Jacque Kerrigan | 4 | 2002 |
| Amie Stewart | 4 | 1994 |
| Geney Orris | 3 | 2000 |
| Amie Stewart | 3 | 1995 |
| Amie Stewart | 3 | 1993 |
| Lori Harrigan | 3 | 1992 |
| Lori Harrigan | 3 | 1989 |
| Christie Robinson | 2 | 2007 |
| Christie Robinson | 2 | 2006 |
| Shannon Crisp | 2 | 2006 |
| Kelly Griego | 2 | 2006 |
| Shannon Crisp | 2 | 2005 |
| Kacey Ellis | 2 | 2002 |
| Brandi Isgar | 2 | 1997 |
| Lani Ah-Mau | 2 | 1988 |
| Derinda Brunk | 2 | 1985 |

Innings Pitched

| | | |
|-----------------|-------|------|
| Cynthia Steinke | 317.2 | 1987 |
| Lori Harrigan | 291.2 | 1990 |
| Lori Harrigan | 287.2 | 1991 |
| Amie Stewart | 264.1 | 1995 |
| Jacque Kerrigan | 262.1 | 2005 |
| Lori Harrigan | 261.1 | 1989 |
| Karen Carlson | 236.0 | 1985 |
| Amie Stewart | 235.0 | 1994 |
| Jacque Kerrigan | 233.1 | 2004 |

Strikeouts

| | | |
|-----------------|-----|------|
| Lori Harrigan | 223 | 1991 |
| Amie Stewart | 206 | 1995 |
| Jacque Kerrigan | 203 | 2004 |
| Jacque Kerrigan | 201 | 2005 |
| Lori Harrigan | 198 | 1989 |
| Lori Harrigan | 160 | 1992 |
| Amie Stewart | 157 | 1994 |
| Lori Harrigan | 144 | 1990 |
| Shannon Crisp | 143 | 2006 |
| Jacque Kerrigan | 141 | 2003 |

No-Hitters

| | | |
|---------------|---|------|
| Lori Harrigan | 3 | 1992 |
| Lori Harrigan | 2 | 1991 |
| Amie Stewart | 1 | 1995 |
| Amie Stewart | 1 | 1992 |
| Kim Smith | 1 | 1991 |
| Lori Harrigan | 1 | 1990 |
| Kim Smith | 1 | 1990 |
| Karen Carlson | 1 | 1986 |



PITCHING PERFECTION


PERFECT GAMES

| Date | Pitcher | Opponent | Score |
|----------|---------------|----------|---------|
| 03-21-92 | Lori Harrigan | Missouri | 1-0 (8) |

NO-HITTERS

| Date | Pitcher | Opp. | Score |
|----------|---------------|--------------|----------|
| 03-08-86 | Karen Carlson | So. Florida | 4-0 |
| 03-02-90 | Kim Smith | SW. Tx. St. | 10-0 (5) |
| 03-16-90 | Lori Harrigan | Utah | 1-0 |
| 03-30-91 | Lori Harrigan | Fresno St. | 2-0 |
| 04-14-91 | Lori Harrigan | Cal Poly | 4-0 |
| 03-11-91 | Kim Smith | N.M. State | 8-0 (6) |
| 03-14-92 | Lori Harrigan | So. Utah | 3-0 |
| 03-27-92 | Amie Stewart | Toledo | 8-0 (5) |
| 03-28-92 | Lori Harrigan | SW Louisiana | 6-0 |
| 03-24-92 | Lori Harrigan | Missouri | 1-0 (8) |
| 02-18-95 | Amie Stewart | UMass | 8-0 (5) |

UNLV REBELS



UNLV
HALL OF
FAMER

#22

Lori Harrigan
Pitcher

Earned Run Average (min 100 IP)

| | | |
|-----------------|------|---------|
| Lori Harrigan | 0.77 | 1989-92 |
| Kim Smith | 0.86 | 1990-93 |
| Amie Stewart | 1.45 | 1992-95 |
| Karen Carlson | 1.67 | 1985-86 |
| Patti King | 1.65 | 1988-90 |
| Teresa Branch | 1.92 | 1994-97 |
| Jacque Kerrigan | 1.94 | 2002-05 |
| Derinda Brunk | 2.03 | 1985-86 |
| Cynthia Steinke | 2.31 | 1987 |
| Brandi Isgar | 2.40 | 1997-98 |

Wins

| | | |
|-----------------|----|---------|
| Lori Harrigan | 83 | 1989-92 |
| Jacque Kerrigan | 73 | 2002-05 |
| Amie Stewart | 73 | 1992-95 |
| Kim Smith | 64 | 1990-93 |
| Teresa Branch | 59 | 1994-97 |
| Patti King | 39 | 1988-90 |
| Geney Orris | 31 | 1999-02 |
| Nicole Truax | 28 | 1999-02 |
| Shannon Crisp | 26 | 2005-07 |
| Karen Carlson | 26 | 1985-86 |

Losses

| | | |
|-----------------|----|---------|
| Jacque Kerrigan | 63 | 2002-05 |
| Geney Orris | 54 | 1999-02 |
| Lori Harrigan | 53 | 1989-92 |
| Nicole Truax | 44 | 1999-02 |
| Patti King | 39 | 1988-90 |
| Teresa Branch | 36 | 1994-97 |
| Karen Carlson | 35 | 1985-86 |
| Brandi Isgar | 33 | 1997-98 |
| Amie Stewart | 33 | 1992-95 |
| Becky McDonald | 32 | 2003-06 |
| Cynthia Steinke | 32 | 1987 |

Winning Percentage (min 20 decisions)

| | | |
|--------------------|--------------|------------|
| Kim Smith | .761 (64-20) | 1990-93 |
| Amie Stewart | .689 (73-33) | 1992-95 |
| Tanya Edwards | .647 (22-12) | 1996-97 |
| Teresa Branch | .621 (59-36) | 1994-97 |
| Lori Harrigan | .610 (83-53) | 1989-92 |
| Christie Robinson | .595 (25-17) | 2006-07 |
| Shannon Crisp | .553 (26-21) | 2005-07 |
| Stephanie Bregante | .545 (12-10) | 2007-Pres. |
| Jacque Kerrigan | .537 (73-63) | 2002-05 |
| Patti King | .500 (39-39) | 1988-90 |

Appearances

| | | |
|-----------------|-----|---------|
| Jacque Kerrigan | 169 | 2002-05 |
| Lori Harrigan | 161 | 1989-92 |
| Amie Stewart | 133 | 1992-95 |
| Nicole Truax | 124 | 1999-02 |
| Geney Orris | 124 | 1999-02 |
| Teresa Branch | 115 | 1994-97 |
| Kacey Ellis | 99 | 2001-04 |
| Kim Smith | 98 | 1990-93 |
| Patti King | 95 | 1988-90 |
| Becky McDonald | 85 | 2003-06 |

Games Started

| | | |
|-------------------|-----|---------|
| Jacque Kerrigan | 134 | 2002-05 |
| Lori Harrigan | 133 | 1989-92 |
| Nicole Truax | 101 | 1999-02 |
| Amie Stewart | 97 | 1992-95 |
| Teresa Branch | 96 | 1994-97 |
| Kim Smith | 91 | 1990-93 |
| Patti King | 76 | 1988-90 |
| Karen Carlson | 61 | 1985-86 |
| Geney Orris | 59 | 1999-02 |
| Christie Robinson | 54 | 2006-07 |
| Kacey Ellis | 54 | 2001-04 |

Complete Games

| | | |
|-----------------|-----|---------|
| Lori Harrigan | 123 | 1989-92 |
| Jacque Kerrigan | 88 | 2002-05 |
| Amie Stewart | 83 | 1992-95 |
| Kim Smith | 71 | 1990-93 |
| Teresa Branch | 64 | 1994-97 |
| Karen Carlson | 55 | 1985-86 |
| Patti King | 49 | 1988-90 |
| Nicole Truax | 41 | 1999-02 |
| Cynthia Steinke | 37 | 1987 |
| Brandi Isgar | 34 | 1997-98 |

Shutouts

| | | |
|-----------------|----|---------|
| Lori Harrigan | 53 | 1989-92 |
| Kim Smith | 33 | 1990-93 |
| Amie Stewart | 28 | 1992-95 |
| Jacque Kerrigan | 27 | 2002-05 |
| Teresa Branch | 20 | 1994-97 |
| Patti King | 15 | 1988-90 |
| Karen Carlson | 10 | 1985-86 |
| Brandi Isgar | 7 | 1997-98 |
| Geney Orris | 6 | 1999-02 |
| Derinda Brunk | 5 | 1985-86 |

Saves

| | | |
|-------------------|----|------------|
| Jacque Kerrigan | 11 | 2002-05 |
| Amie Stewart | 11 | 1992-95 |
| Lori Harrigan | 7 | 1989-92 |
| Jacque Kerrigan | 6 | 2002-05 |
| Christie Robinson | 4 | 2006-07 |
| Heather Slettvet | 4 | 2007-Pres. |
| Shannon Crisp | 4 | 2005-07 |
| Geney Orris | 4 | 1999-02 |
| Kacey Ellis | 3 | 2001-04 |
| Becky McDonald | 2 | 2003-06 |
| Kelly Griego | 2 | 2006 |
| Nicole Truax | 2 | 1999-02 |
| Brandi Isgar | 2 | 1997-98 |
| Derinda Brunk | 2 | 1985-86 |

Innings Pitched

| | | |
|-----------------|--------|---------|
| Lori Harrigan | 1034.2 | 1989-92 |
| Jacque Kerrigan | 860.1 | 2002-05 |
| Amie Stewart | 737.2 | 1992-95 |
| Kim Smith | 609.2 | 1990-93 |
| Teresa Branch | 609.0 | 1994-97 |
| Geney Orris | 557.0 | 1999-02 |
| Patti King | 513.0 | 1988-90 |
| Nicole Truax | 498.0 | 1999-02 |
| Karen Carlson | 426.1 | 1985-86 |
| Kacey Ellis | 375.2 | 2001-04 |

Strikeouts

| | | |
|-----------------|-----|---------|
| Lori Harrigan | 725 | 1989-92 |
| Jacque Kerrigan | 670 | 2002-05 |
| Amie Stewart | 492 | 1992-95 |
| Geney Orris | 364 | 1999-02 |
| Teresa Branch | 321 | 1994-97 |
| Nicole Truax | 288 | 1999-02 |
| Kim Smith | 256 | 1990-93 |
| Becky McDonald | 249 | 2003-06 |
| Brandi Isgar | 222 | 1997-98 |
| Karen Carlson | 202 | 1985-86 |

No-Hitters

| | | |
|---------------|---|---------|
| Lori Harrigan | 6 | 1989-92 |
| Amie Stewart | 2 | 1992-95 |
| Kim Smith | 2 | 1990-93 |
| Karen Carlson | 1 | 1985-86 |

UNLV RECORD HOLDER

Jacque Kerrigan
Pitcher

UNLV RECORD HOLDER

Kim Smith
Pitcher



ALL-AMERICAS [20]

| Year | Player | Pos. | Team |
|------|--------------------|----------|------|
| 2005 | Marissa Nichols | OF | 1st |
| 2002 | Geney Orris | DP | 2nd |
| 2000 | Racheal Goodpaster | SS | 1st |
| 1998 | Julie Crandall | C | 3rd |
| 1997 | Kim Rondina | At-Large | 3rd |
| 1996 | Kim Rondina | At-Large | 3rd |
| 1995 | Cyndi Parus | At-Large | 1st |
| | Kim Rondina | At-Large | 1st |
| | Sara Mallett | OF | 2nd |
| | Amie Stewart | P | 2nd |
| | Julie Crandall | C | 3rd |
| 1994 | Cyndi Parus | 1B | 2nd |
| 1993 | Cyndi Parus | 1B | 1st |
| | Tricia Reimche | 2B | 3rd |
| 1992 | Lori Harrigan | P | 3rd |
| 1991 | Lori Harrigan | P | 3rd |
| | Christine Parris | 3B | 3rd |
| 1990 | Tricia Reimche | 2B | 2nd |
| | Christine Parris | SS | 3rd |
| 1982 | Vera Bahr | OF | 1st |

ALL-WEST REGION [48]

| Year | Player | Pos. | Team |
|------|--------------------|------|------|
| 2007 | Christie Robinson | P | 2nd |
| 2005 | Marissa Nichols | OF | 1st |
| | Caitlyn Paus | 2B | 1st |
| | Jacque Kerrigan | P | 2nd |
| | Brittany Meade | 3B | 2nd |
| 2002 | Geney Orris | DP | 1st |
| 2001 | Racheal Goodpaster | SS | 1st |
| | Samantha Kimura | C | 2nd |
| 2000 | Racheal Goodpaster | SS | 1st |
| | Nicole Miller | OF | 2nd |
| 1999 | Racheal Goodpaster | SS | 1st |
| | Erica Vollweiler | OF | 2nd |
| 1998 | Julie Crandall | C | 1st |
| 1997 | Kim Rondina | SS | 2nd |
| 1996 | Kim Rondina | SS | 1st |
| | Teresa Branch | P | 2nd |
| | Sara Mallett | OF | 2nd |
| | Heather Siegel | DP | 2nd |
| 1995 | Julie Crandall | C | 1st |
| | Sara Mallett | OF | 1st |
| | Cyndi Parus | 1B | 1st |
| | Kim Rondina | SS | 1st |
| | Amie Stewart | P | 1st |
| 1994 | Cyndi Parus | 1B | 1st |
| | Steph Gonzales | OF | 2nd |
| | Kim Rondina | SS | 2nd |
| 1993 | Kim Fritts | C | 1st |
| | Steph Gonzales | OF | 1st |
| | Cyndi Parus | 1B | 1st |
| | Tricia Reimche | 2B | 1st |
| | Kim Smith | P | 1st |
| 1992 | Lori Harrigan | P | 1st |
| | Tricia Reimche | 2B | 2nd |
| | Lisa Wilkins-Eames | SS | 2nd |
| 1991 | Lori Harrigan | P | 2nd |
| | Christine Parris | 3B | 2nd |
| | Tricia Reimche | 2B | 2nd |
| | Kim Smith | P | 2nd |
| 1990 | Dena Baker | 1B | 1st |
| | Lori Harrigan | P | 2nd |
| | Christine Parris | SS | 2nd |

| | | | |
|------|----------------|----|-----|
| | Tricia Reimche | 2B | 2nd |
| | Trish Spencer | OF | 2nd |
| 1989 | Lori Harrigan | P | 2nd |
| | Michele Moreno | OF | 2nd |
| 1988 | Mary Gerstner | OF | 1st |
| | Tammy Bahde | OF | 2nd |
| 1987 | Tammy Bahde | OF | 2nd |

WCWS

ALL-TOURNAMENT TEAM

| Year | Player |
|------|-----------------------|
| 1995 | Amie Stewart (1st), P |
| 1987 | Tammy Bahde (2nd), OF |

WEST REGION

COACH OF THE YEAR

| Year | Coach |
|------|---------------|
| 2005 | Lonni Alameda |
| 1995 | Shan McDonald |
| 1991 | Shan McDonald |

CONFERENCE

COACH OF THE YEAR

| Year | Coach | Conference |
|------|--------------------|---------------|
| 2007 | Lonni Alameda | Mountain West |
| 2005 | Lonni Alameda | Mountain West |
| 1995 | Shan McDonald | Big West |
| 1993 | Shan McDonald (Co) | Big West |
| 1991 | Shan McDonald | Big West |

CONFERENCE

PLAYER OF THE YEAR

| Year | Player | Conference |
|------|------------------|---------------|
| 2002 | Geney Orris | Mountain West |
| 1996 | Kim Rondina | Big West |
| 1995 | Kim Rondina | Big West |
| 1994 | Cyndi Parus | Big West |
| 1991 | Christine Parris | Big West |

CONFERENCE

PITCHER OF THE YEAR

| Year | Player | Conference |
|------|-------------------|---------------|
| 2007 | Christie Robinson | Mountain West |
| 2005 | Jacque Kerrigan | Mountain West |

UNLV

SPORTS WOMAN OF THE YEAR

| Year | Player |
|------|-----------------|
| 2005 | Marissa Nichols |
| 1998 | Julie Crandall |
| 1995 | Cyndi Parus |
| 1992 | Lori Harrigan |

NEVADA

WOMAN OF THE YEAR

| Year | Player |
|------|---------------|
| 2004 | Bridget Byrne |

UNLV REBELS




3-TIME ALL-AMERICA

#09

Kim Rondina
Shortstop

UNLV REBELS



2-TIME ALL-AMERICA

#21

Tricia Reimche
Second Base

UNLV REBELS



2-TIME ALL-AMERICA

#16

Julie Crandall
Catcher

ALL-CONFERENCE [81]

| Year | Player | Pos. | Team |
|------|--------------------|------|------|
| 2006 | Brittany Freight | OF | 1st |
| 2005 | Brittany Meade | 3B | 1st |
| | Marissa Nichols | OF | 1st |
| | Caitlyn Paus | 2B | 1st |
| | Jacque Kerrigan | P | 1st |
| | Maggie Livreri | C | 1st |
| 2004 | Pauline Glenn | 3B | 1st |
| | Lisa Sampson | OF | 1st |
| 2003 | Jacque Kerrigan | P | 1st |
| 2002 | Pauline Glenn | 3B | 1st |
| | Geney Orris | DP | 1st |
| 2001 | Linda Garza | 3B | 1st |
| | Racheal Goodpaster | SS | 1st |
| | Samantha Kimura | C | 1st |
| 2000 | Racheal Goodpaster | SS | 1st |
| | Nicole Miller | OF | 1st |
| 1999 | Racheal Goodpaster | SS | 1st |
| | Nicole Miller | OF | 1st |
| | Raven Coberg | 3B | 2nd |
| | Erica Vollweiler | OF | 2nd |
| 1998 | Julie Crandall | C | 2nd |
| 1997 | Kim Rondina | SS | 1st |
| | Julie Crandall | C | 1st |
| 1996 | Teresa Branch | P | 1st |
| | Sara Mallett | OF | 1st |
| | Kim Rondina | SS | 1st |
| | Julie Crandall | C | HM |
| 1995 | Julie Crandall | C | 1st |
| | Sara Mallett | OF | 1st |
| | Cyndi Parus | 1B | 1st |
| | Kim Rondina | SS | 1st |
| | Amie Stewart | P | 1st |
| | Andrea Balandran | 3B | 2nd |
| | Teresa Branch | P | 2nd |
| | Amie Stewart | DP | 2nd |
| 1994 | Steph Gonzales | OF | 1st |
| | Cyndi Parus | 1B | 1st |
| | Kim Rondina | SS | 1st |
| | Amie Stewart | P | 1st |
| | Sara Mallett | OF | 2nd |
| | Heather Siegel | C | 2nd |
| | Teresa Branch | P | HM |
| | Amie Stewart | DP | HM |
| 1993 | Kim Fritts | C | 1st |
| | Steph Gonzales | OF | 1st |
| | Cyndi Parus | 1B | 1st |
| | Tricia Reimche | 2B | 1st |
| | Kim Smith | P | 1st |
| | Lisa Wilkins-Eames | SS | 2nd |
| 1992 | Lori Harrigan | P | 1st |
| | Cyndi Parus | 1B | 2nd |
| | Tricia Reimche | 2B | 2nd |
| | Lisa Wilkins-Eames | SS | HM |
| 1991 | Lori Harrigan | P | 1st |
| | Christine Parris | 3B | 2nd |
| | Tricia Reimche | 2B | 2nd |
| | Kim Smith | P | 2nd |
| 1990 | Dena Baker | 1B | 1st |
| | Lori Harrigan | P | 2nd |
| | Christine Parris | SS | 2nd |
| | Christine Parris | UT | 2nd |
| | Tricia Reimche | 2B | 2nd |
| | Trish Spencer | OF | 2nd |
| 1989 | Lori Harrigan | P | 2nd |

| | | | |
|------|----------------|----|-----|
| | Kelly Kamp | 3B | 2nd |
| | Dena Baker | 1B | HM |
| | Patti King | UT | HM |
| | Michele Moreno | OF | HM |
| 1988 | Mary Gerstner | OF | 1st |
| | Gay Lyn Turley | DP | 1st |
| | Tammy Bahde | OF | 2nd |
| 1987 | Tammy Bahde | OF | 1st |
| 1986 | Lisa Anderson | OF | 2nd |
| | Tammy Bahde | OF | 2nd |
| | Karen Carlson | P | 2nd |
| | Debbie Wilson | 1B | 2nd |
| 1985 | Mary Stengel | 3B | 1st |
| | Lisa Anderson | OF | 2nd |
| | Tracy Brainard | UT | 2nd |
| | Karen Carlson | P | 2nd |
| | Vaso Tzelalis | SS | 2nd |

CONFERENCE

PLAYERS OF THE WEEK

| Mountain West | |
|---------------|------------------------------------|
| 2007 | Jaci Hull, SS (three times) |
| | Kendall Fearn, 1B |
| 2005 | Marissa Nichols, OF (six times) |
| | Brittany Freight, OF |
| | Maggie Livreri, C |
| | Brittany Meade, 3B |
| | Caitlyn Paus, 2B |
| 2004 | Bridget Byrne, OF |
| | Lisa Sampson, OF |
| 2002 | Pauline Glenn, 3B |
| | Morgan Bostwick, 1B |
| | Geney Orris, DP (two times) |
| 2001 | Racheal Goodpaster, SS (two times) |
| | Linda Garza, 3B |
| | Samantha Kimura, C |
| 2000 | Racheal Goodpaster, SS |

Western Athletic

| | |
|------|------------------------|
| 1999 | Racheal Goodpaster, SS |
| 1998 | Julie Crandall, C |
| 1997 | Kim Rondina, SS |

Big West

| | |
|------|-----------------------------|
| 1996 | Kim Rondina, SS |
| 1995 | Kim Rondina, SS (two times) |
| 1994 | Steph Gonzales, OF |
| | Cyndi Parus, 1B |
| | Heather Siegel, C |
| 1993 | Steph Gonzales, OF |
| | Cyndi Parus, 1B |
| 1991 | Felicia Benjamins, SS |
| | Christine Parris, 3B |
| | Tricia Reimche, 2B |
| | Erika Swanson, DP |
| 1990 | Dena Baker, 1B |
| | Christine Parris, SS |
| 1989 | Patti King, UT |
| 1986 | Debbie Wilson, 1B |

PITCHERS OF THE WEEK

| Mountain West | |
|---------------|---------------------------------|
| 2007 | Christie Robinson (three times) |
| | Stephanie Bregante |
| 2006 | Christie Robinson (two times) |
| 2005 | Jacque Kerrigan (five times) |


| | |
|------|-----------------------------|
| 2004 | Jacque Kerrigan |
| 2003 | Jacque Kerrigan |
| 2002 | Jacque Kerrigan (two times) |
| 2001 | Kacey Ellis |
| | Geney Orris |
| | Nicole Truax |
| 2000 | Geney Orris |
| | Nicole Truax |

Western Athletic

| | |
|------|-------------|
| 1999 | Geney Orris |
|------|-------------|

Big West

| | |
|------|-----------------------------|
| 1995 | Amie Stewart (two times) |
| 1994 | Amie Stewart (three times) |
| | Teresa Branch |
| 1993 | Kim Smith (two times) |
| 1992 | Lori Harrigan (two times) |
| 1991 | Kim Smith (two times) |
| | Lori Harrigan (two times) |
| 1990 | Lori Harrigan (two times) |
| 1989 | Lori Harrigan (three times) |
| 1986 | Karen Carlson (two times) |



UNLV REBELS

#28

2-TIME
ALL-
AMERICA

Christine Parris
Infield



UNLV REBELS

#07

ALL-
AMERICA
HONOREE

Sara Mallett
Outfield



| | | | |
|---|---------------------------------------|--|--|
| -A- | DUNN, Zenja1991 | -K- | PRIEST, Laurie1980-81 |
| ADAMSON, Marcia1982-85 | DYSERT, Cassi1999-2000 | KAHANANUI, Kahaunani2005 | -R- |
| AH-MAU, Lani1988-89 | -E- | KAMP, Kelly1988-91 | RAMOS, Devon1997-98 |
| AINSLIE, Charelle1999-2000 | EDWARDS, Tanya1996-97 | KEENEY, Valerie2005 | RANDLE, Loriessa1996 |
| ALBRECHT, Pam1982 | ELLIS, Kacey2001-04 | KELLY, Laura1980-82 | RAZMIC, Chris1980 |
| ALVARDO, Celeste2000 | ENLOW, Kira2002-03 | KERRIGAN, Jacque2002-05 | REESE, Judi1980 |
| ALVES, Amy1996-98 | ESCOBAR, Donna2000 | KILBY, Shelly1987-89 | REIMCHE, Tricia1990-93 |
| AMELBURU, Cathy1982 | -F- | KIMURA, Samantha2001 | RIEDLINGER, Linda1986 |
| ANDERSON, Cathy1980 | FANGONILO, Kelli2007 | KING, Patti1988-90 | ROBINSON, Christie2006-07 |
| ANDERSON, Lisa1985-88 | FEARN, Kendall2006-Pres. | KORB, Kelly1986-87 | RONDINA, Kim1994-97 |
| ASBELL, Andrea1986-87 | FERREIRA, Danielle1998-2000 | -L- | ROSSI, Linda1982 |
| -B- | FLOYD, Missy1980-82 | LEE, Brenda1982 | -S- |
| BAHDE, Tammy1986-88 | FORSBERG, Kathy1981 | LEFFLER, Kenda1991-92 | SALCIDO, Ronnie1993-96 |
| BAHR, Vera1981-82 | FREIGHT, Brittany2004-07 | LIVRERI, Maggie2005-06 | SAMPSON, Lisa2001-04 |
| BAKER, Dena1988-90 | FRITTS, Kim1993 | LONG, Andrea1996-97 | SANDERS, Ann1987-88 |
| BALANDRAN, Andrea1994-95 | -G- | -M- | SANDERS, Doris1981 |
| BAYLESS, Carrie2001-03 | GARCIA, Mindy1989-90 | MAHER, Jamie1995 | SARDINHA, Sam2003 |
| BENJAMINS, Felicia1989-92 | GARZA, Linda1998-01 | MALLET, Sara1993-96 | SIEGEL, Heather1993-97 |
| BENSON, Karen1986 | GEIL, Tracy1982 | MARKOWITZ, Heather1993-96 | SMITH, Kim1990-93 |
| BENSON, Susie1986 | GERSTNER, Mary1987-88 | MARTINZ, Danielle2005 | SMITH, Pam1981 |
| BERNARDI, Bri2006-Pres. | GLENN, Pauline2002-05 | MARTINEZ, Marisa2000-01 | SLETTVET, Heather2007-Pres. |
| BOLINGER, Brittany2006-Pres. | GODWIN, Wendy2001-04 | MAY, Angie1982 | SOTO, Paula1980 |
| BOSTWICK, Morgan2002-05 | GOESSLING, Shawna2001-02 | McCANDLESS, Courtney2000 | SPENCER, Trish1989-92 |
| BRAINARD, Tracy1985 | GOODPASTER, Racheal1998-01 | McDONALD, Becky2003-06 | SPRINGBORN, Ann1982 |
| BRANCH, Teresa1994-97 | GONZALES, Steph1993-94 | McRAE, Kristie2003 | STEINKE, Cynthia1987 |
| BREGANTE, Stephanie2007-Pres. | -H- | MEADE, Brittany2005, 2007-Pres. | STENGEL, Mary1985-86 |
| BRINKWORTH, Elisa1999 | HATCH, Debbie1998-01 | MECK, Candy1980 | STEWART, Amie1992-95 |
| BRIONES, Laura2007-Pres. | HARRIGAN, Lori1989-92 | MILLER, Nicole1997-2000 | SWANSON, Erika1989-92 |
| BROWN, Nicole2000 | HARRIS, Kim1989-92 | MILLER, Rachel1985-88 | -T- |
| BRUECHERT, Melissa2002-03 | HASKELL, Lisa1987-88 | MONTAYRE, Laura1981 | THORNE, Courtney1987 |
| BRUNK, Derinda1985-86 | HENDERSON, Alyson1992-95 | MORENO, Michele1989-92 | TRUAX, Nicole1999-2002 |
| BURGOS, Stacey2007 | HERNANDEZ, Mary1986 | MOXLEY, Robin1980-81 | TURLEY, Gay Lyn1988 |
| BYRNE, Bridget2001-04 | HEWITT, Cyndi1992-95 | MUNOZ, Audrey1996-98 | TZELALIS, Vaso1985 |
| -C- | HILDRETH, Lisa1980 | -N- | -V- |
| CAMPBELL, Amber2002-05 | HILL, Sharlene1980 | NAKAMURA, Sandy2005-Pres. | VAUGHAN, Gina1988 |
| CARLSON, Karen1985-86 | HILLYER, Britney2003-06 | NEWMAN, Jenn2007 | VAUGHAN, Inga1988 |
| CHADWICK, Hollie1991-94 | HULL, Jaci2006-Pres. | NEUMANN, Kathy1980 | VOLLWEILER, Erica1999-2000 |
| CHANG, Keao1997-98 | HUNT, Jeanetta1982 | NICHOLS, Marissa2005-2006 | -W- |
| COBERG, Raven1998 | -I- | NIESEN, Lisa1985-86 | WATKINS, Amy1994-95 |
| CORNIEL, Sheree1988-91 | INOUYE, Melissa2000-02 | -O- | WEDDLE, Jackie1986-88 |
| CRANDALL, Julie1995-98 | ISGAR, Brandi1997-98 | ORDAZ, Rosa2005-Pres. | WELLINGTON, Kathy1980-81 |
| CRISP, Shannon2005-2006 | ITALIANO, Stephanie1998-01 | ORRIS, Geney1999-02 | WHITMAN, Jennie2002-03 |
| -D- | -J- | -P- | WILKENDORF, Christi1981-82 |
| DeARMAN, Kelly1997-2000 | JACKSON, Joanna2003-04 | PAINTER, Arica2000-02 | WILKINS-EAMES, Lisa1992-93 |
| DE LA TORRE, Alyssia2007-Pres. | JACKSON, Kathy1982 | PARRIS, Christine1990-91 | WILSON, Debbie1985-86 |
| DICK, Kelly1980 | JANTZ, Melissa1992-93 | PARUS, Cyndi1992-95 | |
| DICUS, Renee1982 | JEWELL, Lisa1989 | PAUS, Caitlyn2005-Pres. | |
| DUGAS, Janine1987 | JONES, Alonda1985-86 | PETRACCO, Carly2003-04 | |
| | | POWELL, Cindi1980-81 | |

Bold indicates current members of the 2007-08 softball team.

LORI HARRIGAN'S #22 RETIRED

On Feb. 26, 1998, Lori Harrigan's contributions to UNLV athletics were recognized when the softball program officially retired jersey number 22.

Harrigan was, and still is, one of the most dominant and intimidating pitchers the Rebels ever put into the circle and is arguably the best pitcher in the history of UNLV softball.

She was a three-time American Softball Association All-American and three-time USA National Team member, she won numerous awards both as a Rebel and in the years following graduation.

From 1989 to 1992, Harrigan compiled a record of 83-53, with a career ERA of 0.77. These career marks still rank first in UNLV annals, as does

career strikeouts (725), innings pitched (1034.7), shutouts (53) and complete games (123).

She won Big West Conference accolades in all four seasons, including a First Team award in her senior year. A 10-time Big West Pitcher of the Week, Harrigan hurled six no-hitters, including the school's only perfect game (a 1-0 eight-inning victory over Missouri in 1992).



In her no-hitter against Southern Utah on February 14, 1992, she threw a school-record 15 strikeouts in

the team's 3-0 win over the Thunderbirds. The southpaw also owns the single-season record in three categories. Her ERA of 0.51 in her senior season ranks first, as do her strikeouts in a season (223: 1991) and her shutouts in a season (17: 1990).

Harrigan's efforts on the mound helped lead her Rebel teams to three NCAA Tournament appearances and two trips to the College World Series.

Harrigan will long be remembered by UNLV fans as one of the most exciting players to ever take the field for the Rebel softball program. UNLV's 1992 Sportswoman of the Year, she was the kind of student-athlete that exemplified what all Rebel athletes aspire to become.

UNLV COACHING RECORDS

| Year | Head Coach | Overall | | | | Conference | | | | Fin. | Postseason | Home | | | Away | | | Neutral | |
|------|---------------|---------|----|----|------|------------|----|----|------|-------|----------------|---------|----|---|------|----|---|-----------|----|
| | | W | L | T | Pct. | W | L | T | Pct. | | | W | L | T | W | L | T | W | L |
| 1980 | Gena Borda | 5 | 19 | -- | .208 | -- | -- | -- | -- | -- | N/A | 3 | 7 | 0 | 2 | 8 | 0 | 0 | 4 |
| 1981 | Gena Borda | 11 | 19 | -- | .367 | -- | -- | -- | -- | -- | N/A | 7 | 9 | 0 | 4 | 8 | 0 | 0 | 2 |
| 1982 | Gena Borda | 5 | 25 | -- | .200 | -- | -- | -- | -- | -- | N/A | Records | | | Not | | | Available | |
| 1985 | Frances Cox | 28 | 32 | -- | .467 | 6 | 10 | -- | .375 | 3rd | N/A | 14 | 13 | 0 | 7 | 15 | 0 | 7 | 4 |
| 1986 | Frances Cox | 18 | 32 | -- | .360 | 10 | 17 | -- | .370 | 6th | N/A | 8 | 12 | 0 | 7 | 17 | 0 | 3 | 3 |
| 1987 | Shan McDonald | 15 | 40 | -- | .273 | 7 | 29 | -- | .194 | 4th | N/A | 8 | 20 | 0 | 4 | 18 | 0 | 1 | 4 |
| 1988 | Shan McDonald | 18 | 29 | -- | .383 | 9 | 27 | -- | .250 | 9th | N/A | 10 | 12 | 0 | 4 | 16 | 0 | 4 | 1 |
| 1989 | Shan McDonald | 32 | 28 | -- | .533 | 17 | 19 | -- | .472 | 9th | N/A | 13 | 17 | 0 | 14 | 10 | 0 | 5 | 1 |
| 1990 | Shan McDonald | 41 | 27 | -- | .603 | 21 | 15 | -- | .583 | 4th | NCAA WCWS | 20 | 8 | 0 | 16 | 4 | 0 | 5 | 5 |
| 1991 | Shan McDonald | 49 | 17 | 1 | .738 | 25 | 8 | 1 | .750 | 2nd | NCAA WCWS | 20 | 4 | 1 | 18 | 8 | 0 | 11 | 5 |
| 1992 | Shan McDonald | 34 | 22 | -- | .607 | 17 | 15 | -- | .531 | 4th | NCAA Regionals | 17 | 10 | 0 | 9 | 8 | 0 | 8 | 4 |
| 1993 | Shan McDonald | 37 | 17 | 1 | .682 | 23 | 8 | 1 | .734 | 3rd | NCAA Regionals | 19 | 3 | 0 | 10 | 8 | 1 | 8 | 6 |
| 1994 | Shan McDonald | 39 | 19 | -- | .672 | 25 | 7 | -- | .781 | T-1st | NCAA Regionals | 16 | 5 | 0 | 18 | 7 | 0 | 5 | 7 |
| 1995 | Shan McDonald | 49 | 14 | -- | .778 | 27 | 5 | -- | .844 | 1st | NCAA WCWS | 21 | 5 | 0 | 15 | 2 | 0 | 13 | 7 |
| 1996 | Shan McDonald | 36 | 23 | -- | .610 | 19 | 13 | -- | .594 | T-2nd | NCAA Regionals | 18 | 5 | 0 | 9 | 9 | 0 | 9 | 9 |
| 1997 | Shan McDonald | 26 | 28 | -- | .481 | 17 | 15 | -- | .531 | 5th | N/A | 10 | 11 | 0 | 11 | 9 | 0 | 5 | 8 |
| 1998 | Shan McDonald | 21 | 30 | -- | .412 | 13 | 19 | -- | .406 | 6th | N/A | 12 | 6 | 0 | 3 | 16 | 0 | 6 | 8 |
| 1999 | Shan McDonald | 18 | 31 | -- | .367 | 8 | 16 | -- | .333 | 6th | N/A | 14 | 9 | 0 | 0 | 15 | 0 | 4 | 7 |
| 2000 | Shan McDonald | 19 | 41 | -- | .316 | 3 | 17 | -- | .150 | 6th | N/A | 7 | 14 | 0 | 2 | 15 | 0 | 10 | 12 |
| 2001 | Shan McDonald | 26 | 30 | -- | .464 | 7 | 13 | -- | .350 | 6th | N/A | 12 | 10 | 0 | 5 | 11 | 0 | 9 | 9 |
| 2002 | Shan McDonald | 30 | 34 | -- | .469 | 8 | 8 | -- | .500 | 3rd | N/A | 17 | 12 | 0 | 7 | 11 | 0 | 6 | 11 |
| 2003 | Shan McDonald | 21 | 39 | -- | .350 | 4 | 14 | -- | .286 | 6th | N/A | 16 | 17 | 0 | 2 | 8 | 0 | 3 | 14 |
| 2004 | Lonni Alameda | 25 | 35 | -- | .410 | 7 | 13 | -- | .350 | 5th | N/A | 15 | 13 | 0 | 3 | 11 | 0 | 7 | 11 |
| 2005 | Lonni Alameda | 44 | 19 | -- | .698 | 17 | 3 | -- | .850 | 2nd | NCAA Regionals | 26 | 9 | 0 | 9 | 5 | 0 | 9 | 5 |
| 2006 | Lonni Alameda | 26 | 37 | -- | .413 | 8 | 12 | -- | .400 | 4th | N/A | 18 | 15 | 0 | 4 | 12 | 0 | 4 | 10 |
| 2007 | Lonni Alameda | 37 | 27 | -- | .578 | 12 | 8 | -- | .600 | 2nd | N/A | 23 | 12 | 0 | 6 | 8 | 0 | 8 | 7 |

1985 (28-32 / 6-10 PCAA)

| Date | Opponent | Outcome |
|------|------------------------|------------|
| F 9 | Cal St. Fullerton | L, 7-0 |
| F 9 | Cal St. Fullerton | L, 2-1 |
| F 15 | vs. Northern Arizona-1 | W, 3-1 |
| F 15 | vs. US International-1 | L, 1-0 (x) |
| F 16 | vs. Nevada, Reno-1 | W, 7-0 |
| F 16 | vs. San Diego St.-1 | L, 5-0 |
| F 17 | vs. UC Santa Barbara-1 | W, 3-1 (x) |
| F 17 | vs. Nevada, Reno-1 | W, 2-1 |
| F 18 | vs. US International-1 | L, 3-2 |
| F 18 | vs. Northern Arizona-1 | W, 11-3 |
| F 23 | CAL POLY POMONA* | L, 8-5 |
| F 23 | CAL POLY POMONA* | W, 1-0 |
| F 24 | UC SANTA BARBARA* | L, 3-2 |
| F 24 | UC SANTA BARBARA* | W, 3-2 |
| M 8 | at UC Santa Barbara* | L, 2-1 |
| M 8 | at UC Santa Barbara* | L, 1-0 |
| M 9 | at Cal St. Northridge | L, 4-0 |
| M 9 | at Cal St. Northridge | L, 4-1 |
| M 10 | at UCLA | L, 2-0 |
| M 16 | UTAH | L, 7-2 |
| M 16 | UTAH | L, 3-0 |
| M 22 | NORTHERN ARIZONA | W, 5-0 |
| M 22 | CAL ST. NORTHDRIDGE | W, 1-0 |
| M 23 | CAL ST. NORTHDRIDGE | L, 5-1 |
| M 23 | NORTHERN ARIZONA | L, 9-5 |
| M 26 | NEBRASKA | L, 4-3 |
| M 26 | UC RIVERSIDE | W, 1-0 |
| M 27 | NEBRASKA | L, 6-1 |
| M 29 | NEVADA, RENO | L, 5-3 |
| M 29 | NEVADA, RENO | W, 1-0 |
| M 30 | at Cal Poly Pomona* | L, 1-0 |
| M 30 | at Cal Poly Pomona* | W, 2-1 |
| A 1 | NEVADA, RENO | W, 4-0 |
| A 1 | NEVADA, RENO | W, 2-0 |
| A 2 | LAVERNE COLLEGE | W, 3-1 |
| A 2 | LAVERNE COLLEGE | W, 9-0 |
| A 3 | LAVERNE COLLEGE | W, 10-3 |
| A 3 | LAVERNE COLLEGE | W, 5-1 |
| A 12 | HAWAII* | W, 5-3 |
| A 12 | HAWAII* | L, 8-6 |
| A 13 | HAWAII* | L, 6-5 |
| A 13 | HAWAII* | W, 7-3 |
| A 15 | at Utah St. | L, 2-1 |
| A 15 | at Utah St. | L, 1-0 |
| A 16 | at Utah | L, 7-2 |
| A 16 | at Utah | L, 7-0 |
| A 19 | at Northern Arizona | W, 9-4 (x) |
| A 19 | at Northern Arizona | W, 4-0 (x) |
| A 20 | at Northern Arizona | L, 1-0 (x) |
| A 20 | at Northern Arizona | W, 4-1 |

| | | |
|------------------------------------|---------------------|------------|
| A 27 | at Fresno St. | L, 5-2 |
| A 27 | vs. San Francisco-2 | W, 2-1 |
| A 28 | vs. San Francisco-2 | W, 7-6 (x) |
| A 28 | at Fresno St. | L, 4-0 |
| M 3 | at Nevada, Reno | W, 5-2 |
| M 3 | at Nevada, Reno | W, 3-1 |
| M 4 | at Pacific* | L, 3-0 |
| M 4 | at Pacific* | L, 3-0 |
| M 5 | at Pacific* | W, 1-0 |
| M 5 | at Pacific* | L, 4-0 |
| 1 - San Diego State Tournament | | |
| 2 - Games played in Fresno, Calif. | | |
| * - PCAA Regular Season Game | | |

1986 (18-32 / 10-17 PCAA)

| Date | Opponent | Outcome |
|------|--------------------------|-------------|
| F 22 | at Cal St. Northridge | L, 1-0 |
| F 22 | at Cal St. Northridge | L, 4-1 |
| M 6 | SOUTH FLORIDA | W, 4-0 |
| M 7 | MESA CC-1 | L, 4-0 |
| M 7 | UCLA-1 | L, 10-2 |
| M 7 | OKLAHOMA ST.-1 | L, 2-0 |
| M 8 | OREGON-1 | W, 3-0 |
| M 8 | WICHITA ST.-1 | W, 2-0 |
| M 9 | UTAH-1 | L, 7-2 |
| M 10 | OKLAHOMA CITY | W, 2-1 |
| M 14 | at Cal St. Fullerton* | L, 4-0 |
| M 14 | at Cal St. Fullerton* | L, 6-0 |
| M 20 | vs. Texas A&M-2 | L, 5-3 |
| M 21 | vs. Long Beach St.-2 | L, 3-1 |
| M 21 | vs. California-2 | L, 2-0 |
| M 24 | at Hawaii* | W, 2-1 |
| M 24 | at Hawaii* | W, 5-2 |
| M 25 | at Hawaii* | L, 2-0 |
| M 25 | at Hawaii* | W, 2-0 |
| M 28 | vs. Utah St.-3 | W, 4-0 |
| M 28 | vs. Saginaw Valley St.-3 | W, 5-1 |
| M 29 | vs. US International-3 | W, 4-2 |
| M 29 | at Hawaii-3 | L, 1-0 |
| M 31 | at Pacific* | L, 7-3 |
| A 5 | LONG BEACH ST.* | W, 2-0 |
| A 5 | LONG BEACH ST.* | L, 2-0 |
| A 11 | CAL ST. FULLERTON* | L, 16-0 |
| A 11 | CAL ST. FULLERTON* | L, 4-0 |
| A 12 | PACIFIC* | L, 1-0 |
| A 12 | PACIFIC* | L, 7-5 |
| A 14 | at UCLA | L, 1-0 |
| A 14 | at UCLA | L, 3-0 |
| A 15 | at UC Santa Barbara* | L, 1-0 (11) |
| A 15 | at UC Santa Barbara* | W, 3-2 |
| A 21 | at Southern Utah | W, 9-6 (10) |
| A 21 | at Southern Utah | L, 6-2 |

| | | |
|---|---------------------|--------|
| A 24 | at San Diego St.* | W, 2-0 |
| A 24 | at San Diego St.* | W, 7-3 |
| A 25 | at Cal Poly Pomona* | L, 2-0 |
| A 25 | at Cal Poly Pomona* | L, 7-0 |
| A 27 | at Fresno St. | L, 1-0 |
| A 27 | at Fresno St. | L, 4-0 |
| M 1 | San Diego St.* | W, 3-1 |
| M 1 | San Diego St.* | W, 7-1 |
| M 3 | Cal Poly Pomona* | L, 2-1 |
| M 3 | Cal Poly Pomona* | W, 2-1 |
| M 7 | at Long Beach St.* | L, 1-0 |
| M 7 | at Long Beach St.* | L, 2-1 |
| M 10 | UC SANTA BARBARA* | L, 3-0 |
| M 10 | UC SANTA BARBARA* | L, 3-2 |
| 1 - UNLV Softball Classic | | |
| 2 - Pony Tournament (Fullerton, Calif.) | | |
| 3 - Hawaii Invitational (Honolulu) | | |
| * - PCAA Regular Season Game | | |

1987 (15-40 / 7-29 PCAA)

| Date | Opponent | Outcome |
|------|------------------------|-------------|
| M 1 | LOYOLA MARYMOUNT | W, 7-0 |
| M 1 | LOYOLA MARYMOUNT | W, 7-0 |
| M 4 | SAN DIEGO ST.* | L, 3-1 |
| M 4 | SAN DIEGO ST.* | W, 4-2 |
| M 6 | NEVADA, RENO-1 | W, 2-1 |
| M 6 | COLORADO ST.-1 | L, 3-1 |
| M 6 | UCLA-1 | L, 9-0 |
| M 8 | CREIGHTON-1 | L, 13-1 (5) |
| M 9 | CREIGHTON | L, 6-3 |
| M 9 | CREIGHTON | L, 5-3 (6) |
| M 13 | at San Jose St.* | W, 3-1 |
| M 13 | at San Jose St.* | L, 4-0 |
| M 15 | at Pacific* | L, 4-0 |
| M 15 | at Pacific* | L, 3-2 |
| M 18 | HAWAII* | L, 2-1 |
| M 18 | HAWAII* | L, 10-6 |
| M 19 | HAWAII* | L, 6-0 |
| M 20 | UTAH | W, 2-1 (8) |
| M 20 | HAWAII* | W, 2-1 |
| M 21 | UTAH | W, 8-4 |
| M 27 | vs. Central Michigan-2 | L, 4-0 |
| M 27 | vs. Nebraska-2 | L, 4-2 |
| M 27 | vs. California-2 | L, 3-1 |
| M 28 | vs. Northwestern-2 | W, 7-6 |
| M 28 | vs. Oklahoma City-2 | L, 5-1 |
| M 30 | at Cal St. Fullerton* | L, 3-1 |
| M 30 | at Cal St. Fullerton* | L, 4-2 |
| A 2 | LONG BEACH ST.* | L, 7-3 (11) |
| A 2 | LONG BEACH ST.* | L, 5-0 |
| A 4 | UC SANTA BARBARA* | L, 1-0 |
| A 4 | UC SANTA BARBARA* | L, 5-4 (8) |

| | | |
|--|----------------------|-------------|
| A 9 | PACIFIC* | W, 3-1 |
| A 9 | PACIFIC* | W, 3-2 (8) |
| A 11 | at San Diego St.* | L, 1-0 (11) |
| A 11 | at San Diego St.* | W, 4-0 |
| A 12 | at US International | L, 1-0 (8) |
| A 12 | at US International | L, 1-0 |
| A 18 | CAL ST. FULLERTON* | L, 4-0 |
| A 18 | CAL ST. FULLERTON* | L, 15-5 |
| A 24 | at Fresno St.* | L, 1-0 (20) |
| A 24 | at Fresno St.* | L, 4-0 |
| A 25 | at Cal Poly Pomona* | L, 11-0 |
| A 25 | at Cal Poly Pomona* | L, 8-2 |
| A 27 | CAL POLY POMONA* | L, 6-1 |
| A 27 | CAL POLY POMONA* | L, 7-3 |
| A 30 | at UC Santa Barbara* | L, 3-2 |
| A 30 | at UC Santa Barbara* | L, 5-4 (9) |
| M 1 | at Loyola Marymount | W, 9-2 |
| M 1 | at Loyola Marymount | W, 7-0 |
| M 2 | at Long Beach St.* | L, 1-0 |
| M 2 | at Long Beach St.* | L, 8-2 |
| M 7 | FRESNO ST.* | L, 11-1 |
| M 7 | FRESNO ST.* | L, 7-1 |
| M 9 | SAN JOSE ST.* | L, 6-5 (10) |
| M 9 | SAN JOSE ST.* | W, 2-1 (10) |
| 1 - UNLV Softball Classic | | |
| 2 - Bud Light Nat'l Invit'l (San Jose, Calif.) | | |
| * - Big West Regular Season Game | | |

1988 (18-29 / 9-27 Big West)

| Date | Opponent | Outcome |
|------|-----------------------|---------|
| F 26 | vs. Texas-Arlington-1 | W, 7-2 |
| F 27 | vs. New Mexico St.-1 | L, 2-1 |
| F 27 | at New Mexico-1 | W, 3-1 |
| F 28 | vs. Texas-Arlington-1 | W, 3-2 |
| F 28 | vs. New Mexico St.-1 | W, 2-0 |
| M 10 | at Fresno St.* | L, 4-0 |
| M 10 | at Fresno St.* | L, 6-0 |
| M 12 | at Long Beach St.* | L, 3-2 |
| M 12 | at Long Beach St.* | L, 2-1 |
| M 13 | at US International | W, 2-1 |
| M 13 | at US International | L, 4-3 |
| M 18 | SAN DIEGO ST.* | W, 4-2 |
| M 18 | SAN DIEGO ST.* | L, 4-2 |
| M 19 | CAL POLY POMONA* | L, 5-3 |
| M 19 | CAL POLY POMONA* | W, 4-3 |
| M 29 | AUGUSTANA | W, 5 |



| | | |
|------|-----------------------|-------------|
| A 5 | at Hawaii* | L, 2-1 (12) |
| A 8 | SAN JOSE ST.* | L, 4-3 |
| A 8 | SAN JOSE ST.* | W, 8-7 (8) |
| A 9 | UC SANTA BARBARA* | W, 3-2 |
| A 9 | UC SANTA BARBARA* | W, 3-0 |
| A 16 | at San Diego St.* | L, 1-0 |
| A 16 | at San Diego St.* | W, 4-1 |
| A 17 | at Cal St. Fullerton* | L, 2-0 |
| A 17 | at Cal St. Fullerton* | L, 1-0 (8) |
| A 21 | FRESNO ST.* | L, 3-1 |
| A 21 | FRESNO ST.* | L, 2-0 |
| A 23 | PACIFIC* | L, 4-1 |
| A 23 | PACIFIC* | L, 8-6 (8) |
| A 28 | at Cal Poly Pomona* | L, 5-1 |
| A 28 | at Cal Poly Pomona* | L, 1-0 (10) |
| A 29 | at UC Santa Barbara* | W, 3-2 |
| A 29 | at UC Santa Barbara* | L, 4-1 |
| M 1 | at Pacific* | L, 8-0 |
| M 1 | at Pacific* | W, 3-1 |
| M 2 | at San Jose St.* | L, 6-4 |
| M 2 | at San Jose St.* | L, 2-0 |
| M 6 | CAL ST. FULLERTON* | L, 3-1 (9) |
| M 6 | CAL ST. FULLERTON* | L, 4-2 |
| M 7 | LONG BEACH ST.* | L, 4-2 |
| M 7 | LONG BEACH ST.* | L, 7-1 |

1 - New Mexico Invit'l (Albuquerque)
* - Big West Regular Season Game

| 1989 (32-28 / 17-19 Big West) | | |
|-------------------------------|-------------------------|-------------|
| Date | Opponent | Outcome |
| F 3 | at Cal St. Northridge-1 | L, 1-0 (8) |
| F 3 | vs. St. Mary's-1 | W, 4-3 (8) |
| M 1 | San Diego St.* | W, 4-0 |
| M 1 | San Diego St.* | L, 5-0 |
| M 3 | PENN ST. | L, 3-2 |
| M 4 | PENN ST.-2 | W, 4-3 |
| M 4 | SACRAMENTO ST.-2 | W, 5-0 |
| M 4 | COLORADO ST.-2 | L, 5-0 |
| M 5 | SW TEXAS ST.-2 | W, 7-2 |
| M 5 | UTAH ST.-2 | L, 1-0 (10) |
| M 10 | FRESNO ST.* | L, 2-0 (9) |
| M 10 | FRESNO ST.* | L, 5-2 |
| M 12 | SAN JOSE ST.* | L, 14-2 |
| M 12 | SAN JOSE ST.* | W, 9-4 |
| M 13 | LONG BEACH ST.* | W, 2-1 |
| M 13 | LONG BEACH ST.* | W, 4-2 |
| M 16 | CONCORDIA OF MINN. | W, 10-0 (6) |
| M 16 | CONCORDIA OF MINN. | L, 3-1 (13) |
| M 19 | CAL POLY POMONA* | L, 1-0 |
| M 19 | CAL POLY POMONA* | L, 2-0 |
| M 20 | AKRON | L, 2-1 |
| M 23 | vs. Minnesota-3 | W, 2-1 |
| M 24 | vs. St. Mary's-3 | W, 7-0 (5) |
| M 24 | vs. San Francisco-3 | W, 9-0 (5) |
| M 25 | vs. Oregon St.-3 | W, 5-0 |
| M 25 | vs. Iowa-3 | L, 1-0 (10) |
| M 25 | at Pacific-3 | L, 2-1 (11) |
| M 27 | at Cal St. Fullerton* | L, 5-0 |
| M 27 | at Cal St. Fullerton* | L, 1-0 |
| M 29 | UC SANTA BARBARA* | W, 1-0 (9) |
| M 29 | UC SANTA BARBARA* | W, 1-0 |
| A 1 | PACIFIC* | W, 4-2 |
| A 1 | PACIFIC* | L, 2-0 |
| A 6 | at Southern Utah | W, 1-0 |
| A 6 | at Southern Utah | W, 5-0 |
| A 9 | CAL ST. FULLERTON* | L, 2-1 |
| A 9 | CAL ST. FULLERTON* | L, 10-7 |
| A 13 | at UC Santa Barbara* | W, 1-0 (8) |
| A 13 | at UC Santa Barbara* | W, 2-0 (10) |
| A 14 | at Cal Poly Pomona* | L, 6-1 |
| A 14 | at Cal Poly Pomona* | L, 3-0 |
| A 16 | at San Diego St.* | W, 5-0 |
| A 16 | at San Diego St.* | W, 5-2 |
| A 20 | at San Francisco | W, 9-1 |
| A 20 | at San Francisco | W, 7-3 |
| A 21 | at Pacific* | W, 2-0 |
| A 21 | at Pacific* | W, 7-5 |
| A 22 | at Santa Clara | W, 1-0 |
| A 22 | at Santa Clara | L, 2-1 (8) |
| A 24 | HAWAII* | W, 5-4 (8) |
| A 24 | HAWAII* | L, 5-0 |
| A 25 | HAWAII* | L, 2-1 |
| A 25 | HAWAII* | L, 5-1 |
| A 30 | at Long Beach St.* | L, 1-0 |

| | | |
|------|--------------------|-------------|
| A 30 | at Long Beach St.* | W, 2-1 |
| M 5 | at Fresno St.* | L, 3-2 (11) |
| M 5 | at Fresno St.* | L, 4-1 |
| M 7 | at San Jose St.* | W, 1-0 |
| M 7 | at San Jose St.* | W, 1-0 |

1 - Tournament of Champions (Northridge)
2 - Spuds MacKenzie Spring Fling
3 - Libby Matson Tour. (Stockton, Calif.)
* - Big West Regular Season Game

| 1990 (41-27 / 21-15 Big West) | | |
|-------------------------------|-----------------------|-------------|
| Date | Opponent | Outcome |
| F 23 | vs. Texas-Arlington-1 | L, 4-3 |
| F 23 | vs. Texas-Arlington-1 | W, 3-1 |
| F 24 | at New Mexico-1 | L, 1-0 |
| F 24 | at New Mexico-1 | W, 4-3 |
| F 25 | vs. Iowa-1 | L, 2-1 |
| F 25 | vs. Iowa-1 | L, 5-4 |
| F 28 | SAN DIEGO ST.* | W, 3-0 |
| F 28 | SAN DIEGO ST.* | W, 2-1 |
| M 2 | SACRAMENTO ST.-2 | W, 9-1 |
| M 2 | OREGON ST.-2 | W, 6-0 |
| M 2 | SW TEXAS ST.-2 | W, 10-0 (5) |
| M 3 | UTAH ST.-2 | W, 2-0 |
| M 3 | SAN DIEGO ST.-2 | W, 2-1 |
| M 4 | CAL POLY POMONA-2 | L, 3-0 |
| M 8 | at Fresno St.* | W, 5-2 |
| M 8 | at Fresno St.* | L, 1-0 |
| M 10 | at Long Beach St.* | L, 1-0 |
| M 10 | at Long Beach St.* | L, 1-0 (9) |
| M 13 | ARIZONA ST. | W, 5-0 |
| M 13 | ARIZONA ST. | L, 1-0 (11) |
| M 16 | UTAH | W, 1-0 |
| M 16 | UTAH | L, 5-3 |
| M 17 | CAL POLY POMONA* | W, 1-0 |
| M 17 | CAL POLY POMONA* | W, 2-0 |
| M 20 | NEW MEXICO ST. | W, 1-0 |
| M 20 | NEW MEXICO ST. | W, 7-0 |
| M 21 | at Chaminade | W, 9-3 |
| M 23 | at Hawaii* | W, 1-0 |
| M 23 | at Hawaii* | W, 5-0 |
| M 24 | at Hawaii* | W, 2-1 |
| M 24 | at Hawaii* | W, 4-3 (10) |
| M 30 | at Arizona St. | L, 4-0 |
| M 30 | at Arizona St. | L, 2-1 |
| A 1 | vs. Oregon St.-3 | W, 8-0 (5) |
| A 1 | vs. Oregon St.-3 | W, 4-0 |
| A 6 | SAN JOSE ST.* | L, 1-0 |
| A 6 | SAN JOSE ST.* | W, 6-1 |
| A 7 | UC SANTA BARBARA* | W, 2-0 |
| A 7 | UC SANTA BARBARA* | W, 2-0 |
| A 10 | at Southern Utah | W, 1-0 |
| A 10 | at Southern Utah | W, 4-1 |
| A 12 | at Cal Poly Pomona* | L, 6-0 |
| A 12 | at Cal Poly Pomona* | L, 2-0 |
| A 14 | at San Diego St.* | L, 2-1 (13) |
| A 14 | at San Diego St.* | W, 1-0 (9) |
| A 16 | at Cal St. Fullerton* | L, 4-0 |
| A 16 | at Cal St. Fullerton* | W, 2-0 (13) |
| A 19 | FRESNO ST.* | W, 2-0 |
| A 19 | FRESNO ST.* | L, 6-1 |
| A 21 | PACIFIC* | W, 4-1 |
| A 21 | PACIFIC* | L, 1-0 |
| A 27 | at UC Santa Barbara* | W, 1-0 |
| A 27 | at UC Santa Barbara* | W, 2-0 |
| A 29 | at Pacific* | L, 2-1 |
| A 29 | at Pacific* | W, 3-2 |
| A 30 | at San Jose St.* | L, 6-5 |
| A 30 | at San Jose St.* | L, 3-0 |
| M 4 | CAL ST. FULLERTON* | W, 1-0 |
| M 4 | CAL ST. FULLERTON* | W, 3-2 |
| M 5 | LONG BEACH ST.* | L, 3-1 (10) |
| M 5 | LONG BEACH ST.* | L, 2-0 |
| M 18 | vs. San Jose St.-4 | W, 2-1 |
| M 18 | at California-4 | W, 1-0 |
| M 19 | at California-4 | L, 1-0 |
| M 19 | at California-4 | W, 1-0 |
| M 23 | vs. Long Beach St.-5 | L, 2-0 |
| M 25 | vs. Kent St.-5 | W, 5-2 |
| M 26 | vs. Florida St.-5 | L, 4-1 |

1 - New Mexico Invitational (Albuquerque)
2 - UNLV Spring Fling Classic
3 - Games played in Tempe, Ariz.
* - Big West Regular Season Game
4 - NCAA Regional #5 (Berkeley, Calif.)

| 5 - NCAA WCWS (Oklahoma City, Okla.) | | |
|--------------------------------------|---------------------------|-------------|
| 1991 (49-17-1 / 20-4-1 Big West) | | |
| Date | Opponent | Outcome |
| F 16 | UC SANTA BARBARA | W, 6-2 |
| F 16 | UC SANTA BARBARA | W, 2-0 |
| F 18 | at Southern Utah | W, 1-0 |
| F 18 | at Southern Utah | W, 6-0 |
| F 21 | vs. Illinois St.-1 | W, 2-1 (8) |
| F 21 | at #12 Arizona St.-1 | L, 4-2 (9) |
| F 22 | vs. Colorado St.-1 | W, 5-1 |
| F 22 | vs. #3 Arizona-1 | L, 1-0 |
| F 23 | vs. UC Santa Barbara-1 | L, 2-1 |
| F 24 | vs. #11 Iowa-1 | W, 2-0 |
| M 2 | IOWA ST.-2 | W, 2-0 |
| M 2 | #1 UCLA-2 | L, 1-0 (8) |
| M 2 | SACRAMENTO ST.-2 | W, 5-0 |
| M 3 | #20 OHIO ST.-2 | W, 5-1 |
| M 3 | UTAH-2 | W, 2-0 |
| M 5 | HAWAII* | W, 6-2 |
| M 5 | HAWAII* | W, 2-0 |
| M 6 | HAWAII* | W, 2-0 |
| M 6 | HAWAII* | W, 5-3 |
| M 9 | vs. Santa Clara-3 | W, 14-0 (5) |
| M 9 | at Cal St. Northridge-3 | W, 9-6 |
| M 10 | at Cal St. Northridge-3 | W, 3-2 (8) |
| M 10 | vs. Santa Clara-3 | W, 19-0 (5) |
| M 15 | at #13 Long Beach St.* | W, 1-0 |
| M 15 | at #13 Long Beach St.* | L, 2-1 (9) |
| M 16 | at Cal Poly Pomona | W, 4-2 (8) |
| M 16 | at Cal Poly Pomona | W, 1-0 |
| M 21 | vs. Rutgers-4 | W, 8-1 |
| M 21 | vs. Minnesota-4 | L, 4-0 |
| M 22 | vs. Kent St.-5 | W, 3-1 |
| M 23 | vs. #16 Oregon-4 | W, 1-0 (8) |
| M 23 | vs. #2 Fresno St.-4 | W, 1-0 |
| M 24 | vs. Arizona-4 | W, 2-0 |
| M 24 | at #7 Cal St. Fullerton-4 | L, 5-0 |
| M 27 | at #18 San Jose St.* | L, 6-3 |
| M 27 | at #18 San Jose St.* | W, 2-0 |
| M 29 | at Pacific* | W, 1-0 |
| M 29 | at Pacific* | W, 2-0 |
| M 30 | at #2 Fresno St.* | W, 2-0 |
| M 30 | at #2 Fresno St.* | L, 2-0 |
| A 5 | at New Mexico St.* | W, 9-2 |
| A 5 | at New Mexico St.* | W, 3-0 |
| A 8 | #4 CAL ST. FULLERTON* | W, 1-0 (10) |
| A 8 | #4 CAL ST. FULLERTON* | T, 3-3 (16) |
| A 13 | #14 LONG BEACH ST.* | L, 2-1 (18) |
| A 13 | #14 LONG BEACH ST.* | W, 2-1 |
| A 14 | CAL POLY POMONA | W, 4-0 |
| A 14 | CAL POLY POMONA | L, 2-0 |
| A 19 | at #5 Cal St. Fullerton* | W, 1-0 |
| A 19 | at #5 Cal St. Fullerton* | L, 3-0 |
| A 20 | at UC Santa Barbara* | L, 1-0 (11) |
| A 20 | at UC Santa Barbara* | W, 2-1 |
| A 25 | #2 FRESNO ST.* | L, 3-0 |
| A 25 | #2 FRESNO ST.* | W, 3-1 |
| A 27 | PACIFIC* | W, 2-1 (8) |
| A 27 | PACIFIC* | W, 5-1 |
| M 4 | at Utah St.* | L, 3-2 (14) |
| M 4 | at Utah St.* | W, 4-0 |
| M 10 | #13 SAN JOSE ST.* | W, 3-2 |
| M 10 | #13 SAN JOSE ST.* | W, 2-1 |
| M 11 | NEW MEXICO ST.* | W, 3-1 |
| M 11 | NEW MEXICO ST.* | W, 8-0 (6) |
| M 18 | vs. Connecticut-5 | W, 3-0 |
| M 18 | at #20 Massachusetts-5 | W, 4-0 |
| M 19 | at #20 Massachusetts-5 | W, 5-0 |
| M 23 | vs. #7 Arizona-6 | L, 1-0 (13) |
| M 24 | vs. #12 Florida State-6 | L, 3-1 |

1 - ASU Coca-Cola Classic (Tempe, Ariz.)
2 - UNLV Spring Fling Classic
3 - Cal State Northridge Mini-Tourn.
4 - Pony Tournament (Fullerton, Calif.)
* - Big West Regular Season Game
5 - NCAA Regional #5 (Amherst, Mass.)
6 - NCAA WCWS (Oklahoma City, Okla.)

| 1992 (34-22 / 17-10 Big West) | | |
|-------------------------------|-----------------------|---------|
| Date | Opponent | Outcome |
| F 14 | vs. Southern Utah-1 | W, 3-0 |
| F 14 | vs. Southern Utah-1 | W, 9-8 |
| F 21 | vs. Cal Poly Pomona-2 | L, 5-1 |
| F 21 | vs. Colorado St.-2 | W, 8-0 |

| | | |
|------|---------------------------|-------------|
| F 22 | vs. #3 Arizona-2 | L, 1-0 (8) |
| F 23 | vs. #7 Iowa-2 | W, 2-1 |
| F 27 | TOLEDO | W, 8-0 (5) |
| F 28 | #20 OREGON-3 | L, 1-0 |
| F 28 | #9 SW LOUISIANA-3 | W, 6-0 |
| F 28 | SOUTHERN UTAH-3 | W, 6-0 |
| F 29 | #5 CAL ST. FULLERTON-3 | W, 1-0 |
| M 1 | CAL POLY POMONA-3 | W, 2-1 (10) |
| M 1 | CAL ST. NORTHEDGE-3 | W, 3-0 |
| M 4 | #12 LONG BEACH ST.* | L, 2-1 (8) |
| M 4 | #12 LONG BEACH ST.* | W, 2-1 |
| M 9 | UTAH ST.* | W, 2-1 |
| M 9 | UTAH ST.* | W, 7-0 |
| M 10 | UTAH ST.* | L, 3-0 |
| M 10 | UTAH ST.* | L, 1-0 (8) |
| M 13 | #4 FRESNO ST.* | W, 3-2 |
| M 13 | #4 FRESNO ST.* | L, 2-0 |
| M 21 | at #10 Cal St. Fullerton* | W, 3-0 |
| M 21 | at #10 Cal St. Fullerton* | L, 2-0 |
| M 24 | #12 MISSOURI | W, 1-0 (8) |
| M 24 | #12 MISSOURI | W, 1-0 (8) |
| M 26 | vs. Oregon-4 | W, 10-0 (5) |
| M 26 | vs. Western Illinois-4 | W, 1-0 |
| M 27 | vs. Utah-4 | W, 3-0 |
| M 28 | vs. Illinois St.-4 | W, 1-0 |
| M 28 | vs. #2 Arizona-4 | L, 1-0 |
| A 2 | #13 CAL POLY POMONA | L, 2-1 |
| A 2 | #13 CAL POLY POMONA | W, 8-0 |
| A 3 | NEW MEXICO ST.* | L, 7-2 |
| A 3 | NEW MEXICO ST.* | L, 1-0 |
| A 11 | at #20 Long Beach St.* | W, 4-2 |
| A 11 | at #20 Long Beach St.* | L, 2-0 |
| A 13 | PACIFIC* | W, 10-0 (5) |
| A 13 | PACIFIC* | W, 3-0 |
| A 15 | at New Mexico St.* | W, 9-0 |
| A 15 | at New Mexico St.* | W, 3-1 |
| A 17 | at #16 San Jose St.* | L, 1-0 (15) |
| A 17 | at #16 San Jose St.* | W, 1-0 (6) |
| A 19 | UC SANTA BARBARA* | W, 2-0 |
| A 19 | UC SANTA BARBARA* | W, 1-0 |
| A 24 | at #4 Fresno St.* | L, 3-0 |
| A 24 | at #4 Fresno St.* | L, 2-0 |
| A 26 | at Pacific* | L, 2-0 |
| A 26 | at Pacific* | W, 4-2 |
| M 1 | at Hawaii* | W, 3-0 |
| M 1 | at Hawaii* | W, 11-1 (5) |
| M 2 | at Hawaii* | W, 5-1 |
| M 2 | at Hawaii* | L, 5-0 |
| M 9 | #5 CAL ST. FULLERTON* | L, 2-1 |
| M 9 | #5 CAL ST. FULLERTON* | L, 5-0 |
| M 16 | at SW Louisiana-5 | L, 1-0 (9) |
| M 16 | vs. Florida St.-5 | L, 4-0 |

1 - Games Played in Mesquite, Nev.
2 - ASU Coca-Cola Classic (Tempe, Ariz.)
3 - UNLV Spring Fling Classic
4 - Pony Tournament (Fullerton, Calif.)
* - Big West Regular Season Game
5 - NCAA Regional #8 (Lafayette, La.)

| 1993 (37-17-1 / 19-3 Big West) | | |
|--------------------------------|-----------------------------|--------------|
| Date | Opponent | Outcome |
| F 13 | UC SANTA BARBARA* | W, 11-10 (9) |
| F 13 | UC SANTA BARBARA* | W, 8-1 |
| F 19 | vs. #1 UCLA-1 | L, 1-3 |
| F 20 | vs. #15 Utah St.-1 | W, 2-0 |
| F 21 | vs. #2 Arizona-1 | L, 4-2 |
| F 21 | vs. Oklahoma St.-1 | W, 3-2 |
| F 26 | SACRAMENTO ST.-2 | W, 6-0 |
| F 26 | OREGON-2 | W, 7-0 |
| M 7 | #16 SOUTH CAROLINA | W, 8-5 |
| M 7 | #16 SOUTH CAROLINA | L, 4-2 |
| M 13 | #4 CAL ST. FULLERTON* | W, 4-2 |
| M 13 | #4 CAL ST. FULLERTON* | W, 1-0 |
| M 15 | at New Mexico St.* | W, 6-2 |
| M 15 | at New Mexico St.* | W, 8-3 |
| M 18 | #12 Massachusetts-3 | W, 7-0 |
| M 18 | #12 Massachusetts-3 | W, 16-1 (5) |
| M 19 | at #7 Cal St. Northridge | L, 3-0 |
| M 19 | at #7 Cal St. Northridge | L, 4-1 |
| M 25 | vs. Utah-4 | W, 2-0 |
| M 25 | vs. #5 Oklahoma St.-4 | L, 1-0 |
| M 26 | vs. Oregon-4 | W, 7-5 (8) |
| M 27 | vs. Minnesota-4 | W, 5-4 |
| M 28 | vs. #7 Cal St. Northridge-4 | L, 4-2 |
| M 29 | at #11 Long Beach St.* | W, 4-0 (8) |

| | | |
|--|---------------------------|-------------|
| M 29 | at #11 Long Beach St.* | L, 2-1 |
| A 2 | at Pacific* | W, 2-1 |
| A 2 | at Pacific* | T, 4-4 (13) |
| A 3 | at San Jose St.* | W, 2-1 |
| A 3 | at San Jose St.* | W, 6-0 |
| A 9 | at Utah St.* | L, 4-0 |
| A 10 | at Utah St.* | L, 2-1 |
| A 10 | at Utah St.* | W, 2-1 (8) |
| A 11 | at Utah St.* | L, 4-1 |
| A 13 | PACIFIC* | W, 14-2 (5) |
| A 13 | PACIFIC* | W, 4-3 (9) |
| A 17 | HAWAII* | W, 2-1 |
| A 17 | HAWAII* | W, 3-1 |
| A 18 | HAWAII* | W, 5-2 |
| A 18 | HAWAII* | W, 6-5 |
| A 25 | NEW MEXICO ST.* | W, 1-0 (9) |
| A 25 | NEW MEXICO ST.* | W, 1-0 |
| M 1 | #7 LONG BEACH ST.* | W, 2-0 |
| M 1 | #7 LONG BEACH ST.* | L, 4-3 (9) |
| M 2 | CAL POLY POMONA | W, 3-0 |
| M 2 | CAL POLY POMONA | W, 1-1 |
| M 7 | at #15 Cal St. Fullerton* | L, 1-0 |
| M 7 | at #15 Cal St. Fullerton* | L, 1-0 |
| M 8 | UC Santa Barbara* | W, 3-2 (12) |
| M 8 | UC Santa Barbara* | W, 3-2 |
| M 14 | San Jose St.* | L, 3-2 |
| M 14 | San Jose St.* | W, 3-2 (14) |
| M 22 | vs. Connecticut-5 | W, 2-1 |
| M 22 | at #18 Hofstra-5 | W, 6-0 |
| M 23 | vs. Connecticut-5 | L, 2-0 |
| M 23 | vs. Connecticut-5 | L, 2-0 |
| 1 - ASU Coca-Cola Classic (Tempe, Ariz.) | | |
| 2 - UNLV Spring Fling Classic | | |
| 3 - Games played in Fullerton, Calif. | | |
| 4 - Pony Tournament (Fullerton, Calif.) | | |
| * - Big West Regular Season Game | | |
| 5 - NCAA Regional #6 (Hempstead, N.Y.) | | |

1994 (39-19 / 25-7 Big West)

| Date | Opponent | Outcome |
|------|-----------------------|---------|
| F 18 | vs. Illinois St.-1 | W, 8-4 |
| F 18 | vs. Arizona-1 | L, 10-1 |
| F 19 | vs. Oregon-1 | W, 4-2 |
| F 19 | at Arizona St.-1 | W, 6-2 |
| F 20 | vs. Fresno St.-1 | L, 5-2 |
| F 20 | at Arizona St.-1 | W, 4-3 |
| F 22 | UTAH ST. | W, 6-4 |
| F 22 | UTAH ST. | W, 4-0 |
| F 23 | UTAH ST. | W, 6-3 |
| F 23 | UTAH ST. | W, 9-0 |
| F 25 | SOUTH CAROLINA-2 | W, 11-0 |
| F 25 | UCLA-2 | L, 5-0 |
| F 26 | OREGON-2 | L, 5-3 |
| F 27 | UTAH-2 | W, 2-1 |
| F 27 | TOLEDO-2 | W, 6-1 |
| M 9 | NEW MEXICO ST. | W, 4-0 |
| M 9 | NEW MEXICO ST. | L, 5-2 |
| M 12 | at Cal St. Fullerton* | W, 3-2 |
| M 12 | at Cal St. Fullerton* | W, 5-0 |
| M 13 | at San Diego St. | W, 4-1 |
| M 13 | at San Diego St. | W, 6-0 |
| M 15 | at Fresno St. | L, 4-0 |
| M 15 | at Fresno St. | L, 4-3 |
| M 19 | at Long Beach St.* | W, 2-1 |
| M 19 | at Long Beach St.* | L, 2-1 |
| M 20 | at UC Santa Barbara* | W, 7-3 |
| M 20 | at UC Santa Barbara* | W, 5-3 |
| M 24 | vs. Washington-3 | W, 4-3 |
| M 24 | vs. Fresno St.-3 | L, 6-3 |
| M 24 | vs. Oklahoma St.-3 | L, 3-2 |
| M 25 | vs. SW Louisiana-3 | L, 4-1 |
| M 26 | vs. Massachusetts-3 | W, 12-0 |
| A 2 | SAN JOSE ST.* | W, 3-1 |
| A 2 | SAN JOSE ST.* | W, 3-1 |
| A 4 | PACIFIC* | W, 2-1 |
| A 4 | PACIFIC* | L, 6-3 |
| A 9 | at Arizona | L, 9-1 |
| A 9 | at Arizona | W, 7-6 |
| A 15 | at New Mexico St.* | W, 1-0 |
| A 15 | at New Mexico St.* | W, 4-0 |
| A 22 | at Hawaii* | W, 2-0 |
| A 22 | at Hawaii* | L, 1-0 |
| A 23 | at Hawaii* | W, 2-0 |
| A 23 | at Hawaii* | L, 4-1 |
| A 30 | LONG BEACH ST.* | L, 1-0 |

| | | |
|--|---------------------|--------|
| A 30 | LONG BEACH ST.* | W, 4-1 |
| M 7 | UC SANTA BARBARA* | W, 8-0 |
| M 7 | UC SANTA BARBARA* | W, 7-4 |
| M 8 | CAL ST. FULLERTON* | W, 1-0 |
| M 8 | CAL ST. FULLERTON* | W, 7-1 |
| M 13 | San Jose St.* | W, 8-0 |
| M 13 | San Jose St.* | W, 3-0 |
| M 14 | Pacific* | L, 9-2 |
| M 14 | Pacific* | W, 4-1 |
| M 20 | at South Carolina-4 | W, 2-1 |
| M 21 | vs. UCLA-4 | W, 1-0 |
| M 22 | vs. UCLA-4 | L, 2-1 |
| M 22 | vs. UCLA-4 | L, 3-2 |
| 1 - ASU Coca-Cola Classic (Tempe, Ariz.) | | |
| 2 - UNLV Spring Fling Classic | | |
| 3 - Pony Tournament (Fullerton, Calif.) | | |
| * - Big West Regular Season Game | | |
| 4 - NCAA Regional #5 (Columbia, S.C.) | | |

1995 (49-14 / 27-5 Big West)

| Date | Opponent | Outcome |
|--|----------------------------|-------------|
| F 11 | at UC Santa Barbara* | W, 4-2 |
| F 11 | at UC Santa Barbara* | W, 12-0 (6) |
| F 17 | vs. Ohio St.-1 | W, 4-1 |
| F 17 | vs. #1 Arizona-1 | L, 11-3 |
| F 17 | vs. Illinois St.-1 | W, 10-5 |
| F 18 | vs. Eastern Michigan-1 | W, 6-3 |
| F 18 | vs. Massachusetts-1 | W, 8-0 (5) |
| F 19 | vs. #7 Utah-1 | W, 8-0 (5) |
| F 22 | TULSA | W, 8-0 (6) |
| F 22 | TULSA | W, 8-0 (6) |
| F 24 | OREGON ST.-2 | W, 8-4 |
| F 24 | #7 UTAH-2 | W, 5-4 (10) |
| F 25 | #4 OKLAHOMA ST.-2 | L, 8-4 |
| F 25 | OREGON-2 | W, 3-1 |
| F 26 | PACIFIC-2 | W, 7-3 |
| F 26 | UTAH-2 | W, 8-1 |
| M 3 | vs. #10 Michigan-3 | W, 4-0 |
| M 4 | vs. #15 South Carolina-3 | L, 2-1 (6) |
| M 8 | UC SANTA BARBARA* | W, 9-0 (5) |
| M 8 | UC SANTA BARBARA* | W, 2-0 |
| M 15 | at San Jose St.* | W, 3-2 (11) |
| M 15 | at San Jose St.* | W, 8-0 (6) |
| M 16 | at Pacific* | W, 7-3 |
| M 16 | at Pacific* | W, 2-0 |
| M 18 | #20 TEXAS A&M | L, 1-0 |
| M 18 | #20 TEXAS A&M | W, 11-0 (5) |
| M 24 | vs. Minnesota-4 | W, 6-2 |
| M 24 | vs. #14 SW Louisiana-4 | L, 2-1 |
| M 24 | vs. Oregon St.-4 | W, 5-0 |
| M 25 | vs. Bowling Green-4 | W, 5-4 |
| M 26 | vs. #1 Arizona-4 | L, 8-4 |
| M 29 | #4 CAL ST. FULLERTON* | W, 4-3 |
| M 29 | #4 CAL ST. FULLERTON* | L, 3-2 |
| M 31 | #14 HAWAII* | W, 2-1 |
| M 31 | #14 HAWAII* | W, 2-1 (11) |
| A 1 | #14 HAWAII* | L, 4-2 |
| A 1 | #14 HAWAII* | L, 7-2 |
| A 8 | at New Mexico St.* | W, 2-0 |
| A 8 | at New Mexico St.* | W, 6-1 |
| A 15 | at Long Beach St.* | W, 4-1 (8) |
| A 15 | at Long Beach St.* | L, 2-1 |
| A 17 | at #3 Cal St. Fullerton* | L, 5-4 |
| A 17 | at #3 Cal St. Fullerton* | W, 5-4 |
| A 19 | LONG BEACH ST.* | W, 5-0 |
| A 19 | LONG BEACH ST.* | W, 6-4 |
| A 22 | SAN JOSE ST.* | W, 2-0 |
| A 22 | SAN JOSE ST.* | W, 10-4 |
| A 23 | PACIFIC* | W, 1-0 (8) |
| A 23 | PACIFIC* | W, 4-1 |
| A 26 | NEW MEXICO ST.* | W, 8-0 (5) |
| A 26 | NEW MEXICO ST.* | W, 3-2 (9) |
| M 5 | at Utah St.* | W, 5-2 |
| M 5 | at Utah St.* | W, 7-3 |
| M 6 | at Utah St.* | W, 3-1 |
| M 6 | at Utah St.* | W, 9-8 (8) |
| M 19 | vs. #17 Oklahoma-5 | W, 10-2 (6) |
| M 20 | at #12 Oklahoma St.-5 | W, 5-0 |
| M 21 | vs. #17 Oklahoma-5 | L, 2-1 |
| M 21 | vs. #17 Oklahoma-5 | W, 2-0 |
| M 25 | vs. #3 Cal St. Fullerton-6 | L, 1-0 |
| M 27 | vs. #22 Princeton-6 | W, 2-1 |
| M 27 | vs. #6 SW Louisiana-6 | W, 5-1 |
| M 28 | vs. #1 Arizona-6 | L, 8-0 (6) |
| 1 - ASU Coca-Cola Classic (Tempe, Ariz.) | | |

| |
|--|
| 2 - UNLV Spring Fling Classic |
| 3 - UCLA Easton Classic (Los Angeles) |
| * - Pony Tournament (Fullerton, Calif.) |
| 4 - Big West Regular Season Game |
| 5 - NCAA Regional #4 (Stillwater, Okla.) |
| 6 - NCAA WCWS (Oklahoma City, Okla.) |

1996 (36-23 / 19-13 Big West)

| Date | Opponent | Outcome |
|--|-----------------------------|-------------|
| F 15 | vs. #2 Arizona-1 | L, 9-5 |
| F 16 | vs. Oregon-1 | W, 14-10 |
| F 16 | vs. Florida St.-1 | W, 3-2 |
| F 17 | at Arizona St.-1 | W, 5-4 |
| F 17 | vs. Purdue-1 | L, 7-3 |
| F 18 | vs. #4 Washington-1 | L, 4-0 |
| F 23 | TOLEDO-2 | W, 2-0 |
| F 23 | COLORADO ST.-2 | W, 10-2 (6) |
| F 24 | UTAH-2 | W, 3-2 |
| F 24 | AKRON-2 | W, 9-0 (5) |
| F 25 | COLORADO ST.-2 | W, 3-1 |
| M 1 | vs. #20 Illinois-Chicago-3 | L, 4-1 |
| M 1 | vs. Connecticut-3 | W, 3-0 |
| M 2 | vs. #14 Texas A&M-3 | W, 5-3 |
| M 2 | vs. Louisiana St.-3 | W, 3-2 |
| M 3 | vs. #10 California-3 | W, 2-0 |
| M 3 | vs. #8 Cal St. Northridge-3 | L, 4-3 |
| M 7 | NEW MEXICO ST.* | W, 4-0 |
| M 7 | NEW MEXICO ST.* | W, 8-5 |
| M 8 | UTAH ST.* | W, 5-1 |
| M 8 | UTAH ST.* | L, 6-3 |
| M 9 | UTAH ST.* | W, 6-2 |
| M 9 | UTAH ST.* | W, 3-2 |
| M 13 | MISSOURI | W, 9-0 (5) |
| M 13 | MISSOURI | W, 6-4 |
| M 21 | vs. Northwestern-4 | W, 8-0 (5) |
| M 21 | vs. Oklahoma St.-4 | L, 6-4 |
| M 22 | vs. Oregon St.-4 | L, 5-4 |
| M 22 | vs. #4 Fresno St.-4 | W, 3-0 |
| M 23 | vs. #8 South Carolina-4 | W, 4-0 |
| M 23 | vs. #1 Arizona-4 | L, 6-3 |
| M 27 | UC SANTA BARBARA* | W, 5-2 |
| M 27 | UC SANTA BARBARA* | W, 5-3 |
| A 2 | at Pacific* | W, 4-3 |
| A 2 | at Pacific* | W, 5-4 |
| A 3 | at San Jose St.* | L, 2-0 |
| A 3 | at San Jose St.*-5 | T, 5-5 (9) |
| A 5 | at UC Santa Barbara* | L, 7-3 |
| A 5 | at UC Santa Barbara* | L, 2-0 |
| A 6 | at Long Beach St.* | W, 2-0 |
| A 6 | at Long Beach St.* | L, 7-3 |
| A 10 | #25 LONG BEACH ST.* | L, 5-2 |
| A 10 | #25 LONG BEACH ST.* | L, 5-4 (11) |
| A 13 | SAN JOSE ST.*-5 | W, 6-5 (10) |
| A 13 | SAN JOSE ST.* | W, 5-0 |
| A 13 | SAN JOSE ST.* | W, 14-6 (5) |
| A 14 | PACIFIC* | L, 1-0 |
| A 14 | PACIFIC* | L, 3-2 (8) |
| A 17 | #9 CAL ST. FULLERTON* | W, 3-1 |
| A 17 | #9 CAL ST. FULLERTON* | W, 5-4 |
| A 20 | at New Mexico St. | L, 1-0 |
| A 20 | at New Mexico St. | W, 3-2 |
| A 26 | at #9 Cal St. Fullerton | W, 3-2 |
| A 26 | at #9 Cal St. Fullerton | W, 3-1 |
| M 3 | at Hawaii | W, 8-4 |
| M 3 | at Hawaii | L, 3-1 |
| M 4 | at Hawaii | L, 3-2 |
| M 4 | at Hawaii | L, 6-3 |
| M 17 | at #14 Iowa-6 | L, 8-0 (5) |
| M 18 | vs. Northern Illinois-6 | L, 3-1 |
| 1 - ASU Coca-Cola Classic (Tempe, Ariz.) | | |
| 2 - UNLV Classic | | |
| 3 - NSCA Leadoff Classic (Columbus, Ga.) | | |
| * - Big West Regular Season Game | | |
| 4 - Pony Tournament (Fullerton, Calif.) | | |
| 5 - Game suspended A 3, completed A 13. | | |
| 6 - NCAA Regional #7 (Iowa City, Iowa) | | |

1997 (26-28 / 17-15 WAC)

| Date | Opponent | Outcome |
|------|------------------------|------------|
| F 13 | vs. Texas-1 | W, 6-2 |
| F 13 | vs. Utah St.-1 | L, 2-0 |
| F 14 | at #25 Arizona St.-1 | L, 7-6 (8) |
| F 14 | vs. McNeese St.-1 | L, 9-2 |
| F 15 | vs. #1 Arizona-1 | L, 5-2 |
| F 16 | vs. UC Santa Barbara-1 | W, 9-3 |

| | | |
|--|------------------------|-------------|
| F 19 | NEW MEXICO* | W, 11-4 |
| F 19 | NEW MEXICO* | W, 4-3 |
| F 21 | #11 OKLAHOMA ST.-2 | L, 3-2 |
| F 21 | #8 CALIFORNIA-2 | W, 8-3 |
| F 22 | SW TEXAS ST.-2 | W, 5-1 |
| F 22 | OREGON-2 | W, 9-7 |
| F 23 | #2 UCLA-2 | L, 9-1 |
| M 7 | SAN DIEGO ST.* | L, 1-0 |
| M 7 | SAN DIEGO ST.* | L, 6-0 |
| M 15 | at Tulsa* | W, 3-0 |
| M 15 | at Tulsa* | W, 4-2 |
| M 16 | at Tulsa* | W, 2-0 |
| M 16 | at Tulsa* | W, 5-2 |
| M 20 | vs. Utah St.-3 | L, 1-0 |
| M 20 | vs. #14 Oklahoma-3 | L, 7-3 |
| M 21 | vs. Oregon St.-3 | W, 1-0 |
| M 21 | vs. #1 Arizona-3 | L, 17-0 (5) |
| M 23 | vs. #22 SW Louisiana-3 | W, 2-0 |
| M 25 | vs. Northwestern-4 | L, 8-7 |
| M 25 | vs. Northwestern-4 | W, 12-4 (5) |
| M 26 | vs. #5 Washington-5 | L, 4-3 |
| M 26 | at Loyola Marymount | W, 2-0 |
| M 28 | at #2 Fresno St.* | L, 6-1 |
| M 28 | at #2 Fresno St.* | W, 5-2 |
| M 30 | at San Jose St.* | W, 12-5 |
| M 30 | at San Jose St.* | W, 6-0 |
| A 5 | #22 UTAH* | W, 1-0 |
| A 5 | #22 UTAH* | L, 2-0 |
| A 6 | #16 COLORADO ST.* | L, 3-1 |
| A 6 | #16 COLORADO ST.* | W, 1-0 |
| A 12 | #22 at Utah* | L, 4-0 |
| A 12 | #22 at Utah* | L, 4-1 |
| A 19 | SAN JOSE ST.* | W, 6-4 |
| A 19 | SAN JOSE ST.* | W, 9-8 |
| A 20 | #1 FRESNO ST.* | L, 11-1 (5) |
| A 20 | #1 FRESNO ST.* | L, 3-0 |
| A 26 | at Cal St. Fullerton | L, 4-0 |
| A 26 | at Cal St. Fullerton | L, 5-2 |
| A 27 | at San Diego St.* | W, 8-3 |
| A 27 | at San Diego St.* | W, 3-1 |
| A 30 | at Colorado St.* | L, 6-0 |
| A 30 | at Colorado St.* | L, 7-4 |
| M 2 | HAWAII* | L, 4-1 |
| M 2 | HAWAII* | L, 18-2 (5) |
| M 3 | HAWAII* | L, 2-1 |
| M 3 | HAWAII* | W, 4-3 |
| M 10 | at New Mexico* | L, 2-1 (8) |
| M 10 | at New Mexico* | W, 12-1 (6) |
| 1 - ASU Coca-Cola Classic (Tempe, Ariz.) | | |
| 2 - UNLV Classic | | |
| 3 - Pony Tournament (Fullerton, Calif.) | | |
| 4 - Game played in Fullerton, Calif. | | |
| 5 - Game played in Los Angeles. | | |
| * - WAC Regular Season Game | | |

1998 (21-30 / 13-19 WAC)

| Date | Opponent | Outcome |
|------|------------------------------|---------|
| F 12 | Texas-1 | W, 5-4 |
| F 13 | Alabama-1 | W, 8-4 |
| F 15 | #12 Massachusetts-1 | W, 4-2 |
| F 14 | #23 Arizona St.-1 | L, 6-0 |
| F 20 | PACIFIC-2 | W, 3-0 |
| F 21 | BOWLING GREEN-2 | W, 5-0 |
| F 21 | #3 WASHINGTON-2 | L, 4-2 |
| F 22 | OREGON-2 | L, 4-3 |
| F 22 | #7 CALIFORNIA-2 | L, 4-2 |
| F 27 | TULSA* | W, 8-2 |
| F 27 | TULSA* | W, 3-2 |
| F 28 | TULSA* | L, 2-1 |
| F 28 | TULSA* | W, 1-0 |
| M 6 | UTAH* | L, 4-2 |
| M 6 | UTAH* | L, 2-1 |
| M 8 | #23 COLORADO ST.* | W, 3-0 |
| M 8 | #23 COLORADO ST.* | W, 3-2 |
| M 15 | at San Diego St.* | L, 1-0 |
| M 15 | at San Diego St.* | L, 6-5 |
| M 17 | NEW MEXICO* | W, 4-2 |
| M 17 | NEW MEXICO* | W, 1-0 |
| M 19 | vs. #11 Texas-3 | L, 1-0 |
| M 19 | vs. Georgia St.-3 | L, 6-4 |
| M 20 | vs. #22 Cal St. Northridge-3 | L, 2-0 |
| M 20 | vs. #6 Oklahoma-3 | L, 5-3 |
| M 21 | vs. Cal St. Fullerton-3 | W, 4-2 |
| A 3 | SAN JOSE ST.* | W, 5-4 |
| A 3 | SAN JOSE ST.* | W, 6-5 |



| | | |
|--|-----------------------|----------|
| A 4 | #3 FRESNO ST.* | L, 9-3 |
| A 4 | #3 FRESNO ST.* | L, 15-13 |
| A 7 | at #15 Long Beach St. | L, 2-1 |
| A 8 | at Cal St. Fullerton | L, 1-0 |
| A 8 | at Cal St. Fullerton | L, 3-0 |
| A 17 | at Utah* | L, 3-2 |
| A 17 | at Utah* | L, 6-2 |
| A 18 | at Colorado St.* | L, 8-0 |
| A 18 | at Colorado St.* | L, 12-5 |
| A 21 | SAN DIEGO ST.* | W, 1-0 |
| A 21 | SAN DIEGO ST.* | L, 9-0 |
| A 24 | at San Jose St.* | W, 7-4 |
| A 24 | at San Jose St.* | L, 7-6 |
| A 25 | at #4 Fresno St.* | L, 9-1 |
| A 25 | at #4 Fresno St.* | L, 10-2 |
| A 27 | WESTERN ILLINOIS | W, 4-0 |
| A 27 | WESTERN ILLINOIS | W, 10-2 |
| M 1 | vs. #12 Hawaii* | L, 4-1 |
| M 1 | vs. #12 Hawaii* | L, 4-1 |
| M 2 | vs. #12 Hawaii* | L, 5-1 |
| M 2 | vs. #12 Hawaii* | L, 9-1 |
| M 9 | vs. New Mexico* | W, 7-5 |
| M 9 | vs. New Mexico* | W, 11-3 |
| 1 - ASU Coca-Cola Classic (Tempe, Ariz.) | | |
| 2 - UNLV Classic | | |
| 3 - Kia Klassic (Fullerton, Calif.) | | |
| * - WAC Regular Season Game | | |

| 1999 (18-31 / 8-16 WAC) | | |
|---|-------------------------|-------------|
| Date | Opponent | Outcome |
| F 6 | SOUTHERN UTAH | W, 2-0 |
| F 6 | SOUTHERN UTAH | W, 9-1 |
| F 12 | vs. #8 Nebraska-1 | L, 9-5 |
| F 13 | vs. Mississippi St.-1 | L, 9-1 (5) |
| F 13 | at #2 Arizona St.-1 | L, 12-5 |
| F 14 | vs. #21 Florida St.-1 | L, 9-6 |
| F 19 | UTAH ST.-2 | W, 12-0 (5) |
| F 19 | CALIFORNIA-2 | W, 6-2 |
| F 20 | FLORIDA INTERNATIONAL-2 | W, 6-4 |
| F 20 | #25 OREGON-2 | L, 12-5 |
| F 21 | LOYOLA MARYMOUNT-2 | L, 9-0 (5) |
| F 26 | SAN JOSE ST.* | W, 6-0 |
| F 26 | SAN JOSE ST.* | W, 11-4 |
| F 28 | SAN JOSE ST.* | W, 4-0 |
| M 7 | CAL ST. NORTHBRIDGE | L, 8-1 |
| M 7 | CAL ST. NORTHBRIDGE | L, 12-4 (5) |
| M 12 | at #25 Hawaii* | L, 1-0 |
| M 13 | at #25 Hawaii* | L, 10-2 (5) |
| M 13 | at #25 Hawaii* | L, 4-1 |
| M 18 | vs. Florida-3 | L, 5-1 |
| M 18 | vs. #5 Oklahoma-3 | W, 7-3 |
| M 19 | vs. #4 Washington-3 | W, 5-3 |
| M 20 | vs. Utah-3 | W, 10-6 |
| M 20 | vs. #3 Fresno St.-3 | L, 7-2 |
| M 27 | SAN DIEGO ST.* | L, 5-3 |
| M 28 | SAN DIEGO ST.* | W, 9-1 (5) |
| M 28 | SAN DIEGO ST.* | L, 3-1 |
| M 31 | at Pacific | L, 6-0 |
| M 31 | at Pacific | L, 3-1 |
| A 2 | at #2 Fresno St.* | L, 10-1 (5) |
| A 3 | at #2 Fresno St.* | L, 2-0 |
| A 3 | at #2 Fresno St.* | L, 8-0 (6) |
| A 9 | at Colorado St.* | L, 3-2 |
| A 10 | at Colorado St.* | L, 8-7 |
| A 10 | at Colorado St.* | L, 7-4 |
| A 14 | LONG BEACH ST. | L, 3-0 |
| A 14 | LONG BEACH ST. | W, 4-2 |
| A 17 | TULSA* | W, 8-3 |
| A 17 | TULSA* | L, 13-2 (6) |
| A 18 | TULSA* | W, 2-1 |
| A 24 | at #20 New Mexico* | L, 9-1 (6) |
| A 24 | at #20 New Mexico* | L, 8-3 |
| A 25 | at #20 New Mexico* | L, 9-5 |
| M 7 | UTAH* | W, 2-1 (9) |
| M 7 | UTAH* | W, 3-2 |
| M 8 | UTAH* | L, 6-5 |
| M 13 | vs. Hawaii | L, 4-3 |
| M 14 | vs. Utah | L, 8-1 |
| 1 - Fiesta Bowl Tournament (Tempe, Ariz.) | | |
| 2 - UNLV Classic | | |
| 3 - Kia Klassic (Fullerton, Calif.) | | |
| * - WAC Regular Season Game | | |
| 4 - WAC Tournament (Fresno, Calif.) | | |

| 2000 (19-41 / 3-17 Mountain West) | | |
|---|-------------------------|-------------|
| Date | Opponent | Outcome |
| F 5 | SOUTHERN UTAH | W, 8-0 (5) |
| F 5 | SOUTHERN UTAH | W, 14-1 (5) |
| F 11 | vs. #21 Stanford-1 | L, 12-2 (5) |
| F 11 | vs. #13 Nebraska-1 | W, 7-6 |
| F 12 | vs. #16 Massachusetts-1 | W, 4-3 |
| F 12 | vs. Utah St.-1 | L, 9-7 |
| F 13 | vs. #4 Arizona-1 | L, 10-1 (6) |
| F 17 | VIRGINIA | W, 3-0 |
| F 18 | CAL POLY-2 | W, 7-1 |
| F 18 | #11 OREGON ST.-2 | W, 1-0 |
| F 19 | #23 CENTRAL MICHIGAN-2 | W, 2-1 |
| F 19 | #13 NEBRASKA-2 | W, 1-0 |
| F 20 | #12 CALIFORNIA-2 | L, 9-3 |
| F 24 | TULSA | W, 5-3 |
| F 26 | TEXAS A&M | L, 9-2 |
| F 26 | PACIFIC | L, 2-1 |
| F 27 | TEXAS A&M | L, 7-6 |
| F 27 | PACIFIC | W, 3-1 |
| M 11 | vs. Eastern Illinois-3 | W, 8-2 |
| M 11 | vs. #16 La.-Lafayette-3 | L, 8-0 (5) |
| M 12 | vs. Eastern Illinois-3 | W, 5-2 |
| M 12 | vs. #16 La.-Lafayette-3 | L, 6-0 |
| M 16 | vs. DePaul-4 | L, 2-1 |
| M 16 | vs. #12 Oregon St.-4 | L, 3-0 (9) |
| M 17 | vs. #6 Oklahoma-4 | L, 10-5 |
| M 18 | vs. #2 Arizona-4 | L, 4-0 |
| M 18 | vs. #7 Fresno St.-4 | L, 3-0 |
| M 24 | at #5 Arizona St. | L, 1-0 |
| M 25 | at #5 Arizona St. | L, 4-2 |
| M 26 | at #5 Arizona St. | L, 3-1 |
| M 29 | #12 CAL ST. FULLERTON | L, 3-2 |
| M 29 | #12 CAL ST. FULLERTON | L, 14-0 (5) |
| M 31 | BYU* | L, 4-2 |
| M 31 | BYU* | W, 4-3 (8) |
| A 2 | UTAH* | L, 14-6 |
| A 2 | UTAH* | L, 14-3 (6) |
| A 6 | NEW MEXICO ST. | L, 6-2 |
| A 6 | NEW MEXICO ST. | W, 7-3 |
| A 8 | at San Diego St.* | L, 3-0 |
| A 8 | at San Diego St.* | L, 6-0 |
| A 11 | at Southern Utah | L, 3-2 |
| A 11 | at Southern Utah | L, 7-6 |
| A 14 | COLORADO ST.* | L, 2-1 |
| A 14 | COLORADO ST.* | L, 3-2 |
| A 16 | NEW MEXICO* | L, 7-5 |
| A 16 | NEW MEXICO* | L, 8-2 |
| A 21 | at Utah* | W, 7-4 |
| A 21 | at Utah* | L, 7-6 (8) |
| A 22 | at BYU* | L, 7-6 |
| A 22 | at BYU* | L, 4-3 |
| A 27 | SAN DIEGO ST.* | L, 11-9 |
| A 27 | SAN DIEGO ST.* | L, 8-4 |
| M 5 | at New Mexico* | L, 9-1 (5) |
| M 5 | at New Mexico* | L, 8-0 (5) |
| M 7 | at Colorado St.* | L, 2-1 |
| M 7 | at Colorado St.* | W, 5-2 |
| M 11 | vs. San Diego St. | W, 14-3 |
| M 11 | vs. New Mexico | L, 7-0 |
| M 12 | vs. BYU | W, 1-0 |
| M 12 | at Utah | L, 11-2 (5) |
| 1 - ASU Tournament (Tempe, Ariz.) | | |
| 2 - UNLV Classic | | |
| 3 - UNLV Tri Tourney | | |
| 4 - Louisiana-Lafayette Tourney (Lafayette) | | |
| * - MWC Regular Season Game | | |
| 5 - MWC Tournament (Salt Lake City) | | |

| 2001 (26-30 / 7-13 Mountain West) | | |
|-----------------------------------|------------------------|-------------|
| Date | Opponent | Outcome |
| F 6 | ST. MARY'S | W, 11-3 (6) |
| F 6 | ST. MARY'S | W, 8-1 |
| F 9 | vs. Massachusetts-1 | L, 6-0 |
| F 9 | vs. #12 Nebraska-1 | L, 3-0 |
| F 10 | vs. Missouri-1 | W, 11-6 |
| F 10 | vs. #24 Texas-1 | W, 10-6 |
| F 11 | vs. #8 Louisiana St.-1 | L, 4-2 |
| F 16 | CENTRAL MICHIGAN-2 | L, 6-4 |
| F 16 | WISCONSIN-2 | W, 1-0 |
| F 17 | #7 CALIFORNIA-2 | L, 3-0 |
| F 17 | KANSAS-2 | W, 2-0 |
| F 18 | PORTLAND ST.-2 | W, 7-6 (10) |
| F 23 | #23 MISSISSIPPI ST.-3 | W, 3-2 |
| F 23 | #23 MISSISSIPPI ST.-3 | W, 2-0 |

| | | |
|---|------------------------------|-------------|
| F 25 | PENN ST.-3 | L, 1-0 |
| F 25 | PENN ST.-3 | L, 5-4 |
| M 2 | vs. South Florida-4 | W, 2-0 |
| M 2 | vs. South Florida-4 | W, 5-2 |
| M 3 | vs. Cal St. Northridge-4 | W, 3-1 |
| M 3 | vs. Cal St. Northridge-4 | L, 5-1 |
| M 4 | at #1 UCLA-4 | L, 3-0 |
| M 8 | SOUTHERN UTAH | W, 7-4 |
| M 8 | SOUTHERN UTAH | W, 3-2 |
| M 13 | at Cal Poly | L, 2-0 |
| M 13 | at Cal Poly | L, 5-2 |
| M 14 | vs. #24 Cal St. Northridge-5 | W, 7-5 |
| M 15 | vs. #2 Arizona-5 | L, 10-0 (5) |
| M 16 | vs. DePaul-5 | L, 5-2 |
| M 16 | vs. La.-Lafayette-5 | L, 6-2 |
| M 17 | vs. New Mexico St.-5 | W, 3-1 |
| M 27 | at Southern Utah | W, 6-2 |
| M 27 | at Southern Utah | L, 2-1 |
| M 31 | SAN DIEGO ST.* | L, 4-2 |
| M 31 | SAN DIEGO ST.* | W, 6-5 (9) |
| A 3 | UC RIVERSIDE | W, 6-4 |
| A 3 | UC RIVERSIDE | W, 10-9 (9) |
| A 6 | BYU* | W, 4-3 |
| A 6 | BYU* | L, 9-4 |
| A 8 | UTAH* | L, 5-2 |
| A 8 | UTAH* | W, 7-4 |
| A 13 | at Colorado St.* | L, 5-2 |
| A 13 | at Colorado St.* | W, 4-3 (8) |
| A 15 | at New Mexico* | W, 4-2 |
| A 15 | at New Mexico* | L, 10-9 (8) |
| A 21 | at San Diego St.* | L, 1-0 |
| A 21 | at San Diego St.* | W, 8-2 (6) |
| A 27 | at Utah* | L, 1-0 |
| A 27 | at Utah* | L, 3-2 |
| A 28 | at BYU* | L, 7-1 |
| A 28 | at BYU* | L, 10-2 (5) |
| M 4 | NEW MEXICO* | L, 4-2 |
| M 4 | NEW MEXICO* | L, 6-0 |
| M 6 | COLORADO ST.* | W, 4-3 |
| M 6 | COLORADO ST.* | L, 4-3 |
| M 10 | vs. San Diego St.-6 | L, 4-0 |
| M 11 | at New Mexico-6 | L, 3-1 |
| 1 - Fiesta Bowl Tournament (Tempe, Ariz.) | | |
| 2 - UNLV Classic | | |
| 3 - UNLV Tri Tourney | | |
| 4 - UCLA Tournament (Los Angeles) | | |
| 5 - Kia Klassic (Fullerton, Calif.) | | |
| * - MWC Regular Season Game | | |
| 6 - MWC Tournament (Albuquerque, N.M.) | | |

| 2002 (30-34 / 8-8 Mountain West) | | |
|----------------------------------|--------------------------|------------|
| Date | Opponent | Outcome |
| F 5 | ST. MARY'S | W, 6-2 |
| F 5 | ST. MARY'S | W, 7-3 |
| F 8 | vs. Wisconsin-1 | L, 3-0 |
| F 8 | vs. #12 Nebraska-1 | L, 1-0 |
| F 9 | vs. #24 Massachusetts-1 | W, 6-4 |
| F 9 | vs. #5 California-1 | L, 5-0 |
| F 10 | vs. Texas A&M-1 | L, 6-2 |
| F 15 | #13 ALABAMA-2 | L, 8-2 |
| F 15 | KANSAS-2 | W, 7-3 |
| F 16 | TEXAS TECH-2 | W, 7-4 |
| F 16 | CENTRAL MICHIGAN-2 | W, 10-5 |
| F 17 | CAL POLY-2 | W, 7-3 |
| F 20 | SOUTHERN UTAH | W, 1-0 (8) |
| F 20 | SOUTHERN UTAH | W, 7-2 |
| F 23 | #12 PACIFIC | L, 4-3 (8) |
| F 23 | #15 DEPAUL | L, 3-2 |
| F 24 | #15 DEPAUL | L, 3-1 |
| F 24 | #12 PACIFIC | L, 5-1 |
| M 1 | vs. #3 Stanford-3 | L, 8-0 (6) |
| M 1 | vs. #12 Washington-3 | L, 4-0 |
| M 2 | vs. UC Santa Barbara-3 | L, 5-4 |
| M 2 | vs. Eastern Kentucky-3 | L, 6-1 |
| M 3 | vs. Utah St.-3 | W, 1-0 |
| M 8 | OREGON | L, 6-4 |
| M 8 | BOSTON COLLEGE | W, 3-2 |
| M 9 | BOSTON COLLEGE | L, 5-0 |
| M 10 | NOTRE DAME | W, 2-1 |
| M 14 | vs. Virginia-4 | L, 9-0 |
| M 15 | vs. IUPUI-4 | W, 5-0 |
| M 15 | at Sacramento St.-4 | W, 3-0 |
| M 15 | vs. Mid. Tennessee St.-4 | W, 4-2 |
| M 16 | vs. Long Island-4 | W, 6-2 |
| M 16 | vs. Miami (OH)-4 | L, 4-3 (9) |

| | | |
|---|--------------------|-------------|
| M 21 | at Southern Utah | L, 9-6 |
| M 21 | at Southern Utah | W, 10-1 (5) |
| M 24 | at Portland St. | L, 1-0 |
| M 24 | at Portland St. | W, 7-3 |
| M 26 | at Oregon | L, 1-0 |
| M 26 | at Oregon | L, 5-0 |
| M 27 | at #14 Oregon St. | L, 1-0 |
| M 29 | BYU* | L, 7-3 |
| M 29 | BYU* | L, 6-1 |
| M 30 | UTAH* | L, 9-5 |
| M 30 | UTAH* | W, 7-1 |
| A 3 | UC RIVERSIDE* | W, 6-2 |
| A 3 | UC RIVERSIDE* | W, 6-0 |
| A 6 | SAN DIEGO ST.* | L, 3-0 |
| A 6 | SAN DIEGO ST.* | L, 1-0 |
| A 12 | at Colorado St.* | W, 2-0 |
| A 12 | at Colorado St.* | L, 3-2 |
| A 14 | at New Mexico* | L, 6-1 |
| A 14 | at New Mexico* | W, 6-4 |
| A 21 | at Utah | L, 11-10 |
| A 21 | at Utah | L, 6-5 (11) |
| A 26 | NEW MEXICO* | W, 6-5 |
| A 26 | NEW MEXICO* | W, 4-2 |
| A 28 | COLORADO ST.* | W, 10-4 |
| A 28 | COLORADO ST.* | W, 2-1 |
| M 3 | at UC Riverside | W, 6-1 |
| M 4 | at San Diego St.* | L, 6-1 |
| M 4 | at San Diego St.* | W, 2-1 |
| M 9 | vs. Colorado St.-5 | W, 5-1 |
| M 9 | vs. Utah-5 | L, 8-0 (5) |
| M 10 | at BYU-5 | L, 6-2 |
| 1 - Fiesta Bowl Tournament (Tempe, Ariz.) | | |
| 2 - UNLV Classic | | |
| 3 - Utah Red Desert Classic (St. George) | | |
| 4 - Capital Classic (Sacramento, Calif.) | | |
| * - MWC Regular Season Game | | |
| 5 - MWC Tournament (Provo, Utah) | | |

| 2003 (21-39 / 4-14 Mountain West) | | |
|-----------------------------------|--------------------------|-------------|
| Date | Opponent | Outcome |
| J 31 | CAL POLY | W, 3-2 (10) |
| J 31 | CAL POLY | W, 8-1 |
| F 4 | ST. MARY'S | L, 5-2 |
| F 4 | ST. MARY'S | L, 4-3 |
| F 7 | vs. #14 Stanford-1 | L, 8-0 (5) |
| F 7 | vs. #12 Texas-1 | L, 7-1 |
| F 8 | vs. #23 Oregon St.-1 | L, 9-2 |
| F 8 | vs. Texas Tech-1 | L, 6-0 |
| F 9 | vs. Texas St.-1 | W, 1-0 |
| F 14 | #20 SOUTH CAROLINA-2 | L, 6-0 |
| F 14 | PURDUE-2 | L, 10-1 (5) |
| F 15 | TEXAS TECH-2 | W, 3-0 |
| F 15 | CENTRAL MICHIGAN-2 | L, 5-1 |
| F 16 | PORTLAND ST.-2 | L, 5-3 |
| F 17 | SOUTHERN UTAH | W, 1-0 |
| F 17 | HAWAII | W, 5-2 |
| F 21 | SYRACUSE-3 | W, 5-0 |
| F 21 | TENNESSEE-3 | L, 3-0 |
| F 22 | LA.-MONROE-3 | W, 9-8 (9) |
| F 22 | SYRACUSE-3 | W, 3-2 |
| F 23 | LA.-MONROE-3 | L, 1-0 |
| M 7 | NEVADA, RENO-4 | W, 2-0 |
| M 7 | UTAH ST.-4 | L, 4-3 |
| M 8 | NEW MEXICO ST.-4 | W, 9-1 (6) |
| M 8 | NEW MEXICO ST.-4 | W, 3-1 |
| M 9 | NEVADA, RENO-4 | W, 4-2 |
| M 12 | vs. Cal St. Northridge-5 | L, 3-2 |
| M 13 | vs. #6 Oklahoma-5 | L, 5-2 |
| M 14 | vs. #12 Arizona St.-5 | L, 2-1 |
| M 14 | vs. #2 Arizona-5 | L, 3-0 |
| M 20 | vs. Eastern Kentucky-6 | L, 2-1 |
| M 21 | vs. Iowa-6 | W, 1-0 |
| M 21 | vs. Long Island-6 | L, 2-1 |
| M 22 | vs. #6 California-6 | L, 1-0 |
| M 22 | vs. Utah St.-6 | L, 1-0 |
| M 28 | COLORADO ST.* | W, 1-0 |
| M 28 | COLORADO ST.* | L, 5-1 |
| M 30 | NEW MEXICO* | W, 4-3 (10) |
| M 30 | NEW MEXICO* | L, 7-1 |
| A 3 | at BYU* | L, 9-1 (5) |
| A 3 | at BYU* | L, 8-0 (6) |
| A 10 | at UC Riverside | W, 3-0 |
| A 10 | at UC Riverside | W, 4-0 |
| A 12 | at San Diego St.* | L, 1-0 (10) |
| A 12 | at San Diego St.* | L, 5-0 (8) |

| | | |
|---|--------------------|-------------|
| A 16 | UC RIVERSIDE | L, 4-3 |
| A 16 | UC RIVERSIDE | L, 3-1 |
| A 18 | UTAH* | L, 8-4 |
| A 18 | UTAH* | L, 9-0 (6) |
| A 19 | BYU* | W, 3-2 |
| A 19 | BYU* | L, 14-0 (5) |
| A 26 | SAN DIEGO ST.* | W, 3-0 |
| A 26 | SAN DIEGO ST.* | L, 5-0 |
| M 2 | at New Mexico* | L, 3-2 |
| M 2 | at New Mexico* | L, 1-0 |
| M 4 | at Colorado St.* | L, 7-1 |
| M 4 | at Colorado St.* | L, 4-2 |
| M 8 | vs. BYU-7 | L, 6-0 |
| M 9 | vs. New Mexico-7 | W, 3-1 |
| M 9 | vs. Colorado St.-7 | L, 7-1 |
| 1 - Fiesta Bowl Tournament (Tempe, Ariz.) | | |
| 2 - UNLV Softball Classic | | |
| 3 - UNLV Mini I | | |
| 4 - UNLV Mini II | | |
| 5 - Kia Classic (Fullerton, Calif.) | | |
| 6 - Capital Classic (Sacramento, Calif.) | | |
| * - MWC Regular Season Game | | |
| 7 - MWC Tournament (San Diego, Calif.) | | |

2004 (25-35 / 7-13 Mountain West)

| Date | Opponent | Outcome |
|------|--------------------------|-------------|
| F 6 | vs. Cal St. Northridge-1 | L, 7-1 |
| F 6 | vs. New Mexico-1 | W, 3-2 (8) |
| F 7 | vs. Mississippi-1 | W, 8-4 |
| F 7 | at #2 Arizona-1 | L, 10-1 (5) |
| F 8 | vs. Cal St. Northridge-1 | L, 3-1 |
| F 13 | HAWAII-2 | W, 1-0 |
| F 13 | #3 CALIFORNIA-2 | L, 12-0 (6) |
| F 14 | #10 MICHIGAN-2 | L, 2-1 |
| F 14 | NOTRE DAME-2 | L, 3-1 |
| F 15 | WISCONSIN-2 | L, 3-1 |
| F 19 | NORTHERN ILLINOIS-3 | W, 3-2 |
| F 20 | ARKANSAS-3 | L, 1-0 |
| F 21 | UTEP-3 | W, 12-5 |
| F 21 | MICHIGAN ST.-3 | W, 3-2 (8) |
| F 28 | SIMON FRASER-4 | W, 9-1 (6) |
| F 28 | UTAH VALLEY ST.-4 | L, 4-1 |
| F 29 | SIMON FRASER-4 | L, 4-2 |
| F 29 | UTAH VALLEY ST.-4 | W, 6-0 |
| M 4 | vs. Villanova-5 | W, 1-0 (8) |
| M 5 | vs. Hofstra-5 | W, 1-0 |
| M 5 | vs. Tennessee Tech-5 | L, 10-0 (5) |
| M 6 | vs. Western Michigan-5 | L, 4-1 |
| M 6 | vs. Illinois-5 | L, 6-0 |
| M 7 | vs. Boston-5 | W, 3-0 |
| M 7 | vs. Rutgers-5 | W, 5-1 |
| M 12 | SOUTHERN UTAH-6 | W, 10-3 |
| M 12 | LONG ISLAND-6 | W, 6-1 |
| M 13 | #14 OREGON-6 | L, 2-1 |
| M 13 | JACKSONVILLE-6 | W, 8-1 |
| M 14 | LONG ISLAND-6 | W, 2-0 |
| M 17 | vs. #20 Nebraska-7 | L, 8-0 (5) |
| M 18 | vs. #23 Arizona St.-7 | L, 6-0 |
| M 19 | vs. #4 Florida St.-7 | L, 2-1 (8) |
| M 19 | vs. #1 Arizona-7 | L, 10-0 (5) |
| M 20 | vs. Princeton-7 | W, 4-1 |
| M 20 | vs. #20 Nebraska-7 | L, 10-8 |
| M 28 | at #1 Arizona | L, 11-3 (6) |
| M 28 | at #1 Arizona | L, 6-4 |
| A 1 | at BYU* | W, 6-3 |
| A 1 | at BYU* | L, 5-3 |
| A 2 | at Utah* | W, 10-1 (5) |
| A 2 | at Utah* | L, 9-1 (6) |
| A 9 | NEW MEXICO* | W, 7-0 |
| A 9 | NEW MEXICO* | W, 4-3 |
| A 11 | COLORADO ST.* | L, 5-1 |
| A 11 | COLORADO ST.* | L, 7-3 |
| A 15 | at UC Riverside | W, 6-1 |
| A 16 | at San Diego St.* | L, 1-0 |
| A 16 | at San Diego St.* | L, 4-1 |
| A 23 | at Colorado St.* | L, 15-0 (5) |
| A 23 | at Colorado St.* | L, 4-3 |
| A 25 | at New Mexico* | L, 6-2 |
| A 25 | at New Mexico* | L, 3-0 |
| M 1 | SAN DIEGO ST.* | L, 5-2 |
| M 1 | SAN DIEGO ST.* | L, 6-3 |
| M 6 | BYU* | W, 3-2 |
| M 6 | BYU* | L, 10-4 |
| M 8 | UTAH* | W, 4-3 |
| M 8 | UTAH* | W, 7-6 (8) |

| | | |
|---|------------|--------|
| M 14 | vs. Utah-8 | L, 1-0 |
| 1 - Pepsi Arizona Tournament (Tucson) | | |
| 2 - UNLV Classic | | |
| 3 - UNLV Tournament | | |
| 4 - Rebel Spring Tournament | | |
| 5 - Speedline Invitational (Clearwater, Fla.) | | |
| 6 - UNLV Tournament II | | |
| 7 - Kia Classic (Fullerton, Calif.) | | |
| * - MWC Regular Season Game | | |
| 8 - MWC Tournament (Fort Collins, Colo.) | | |

2005 (44-19 / 17-3 Mountain West)

| Date | Opponent | Outcome |
|------|-------------------------|-------------|
| F 4 | MARSHALL-1 | L, 8-4 |
| F 4 | UTAH ST.-1 | W, 10-7 |
| F 5 | INDIANA-1 | W, 1-0 |
| F 6 | UTEP-1 | W, 9-3 |
| F 6 | CAL ST. NORTHRIDGE-1 | W, 6-1 |
| F 10 | PORTLAND ST.-2 | W, 1-0 |
| F 12 | #16 OREGON ST.-2 | L, 2-1 |
| F 13 | OKLAHOMA ST.-2 | L, 4-1 |
| F 13 | CENTRAL FLORIDA-2 | L, 6-5 |
| F 17 | IOWA ST.-3 | W, 10-1 (5) |
| F 19 | SOUTHERN ILLINOIS-3 | W, 6-2 |
| F 20 | #1 CALIFORNIA-3 | L, 2-1 |
| F 20 | MICHIGAN ST.-3 | W, 3-2 |
| F 25 | vs. Ohio St.-4 | W, 6-0 |
| F 25 | vs. Oklahoma St.-4 | L, 3-2 (8) |
| F 26 | vs. Bethune Cookman-4 | W, 8-3 |
| F 26 | vs. Texas A&M-4 | L, 4-0 |
| F 27 | vs. Cal St. Fullerton-4 | L, 5-1 |
| M 3 | ILLINOIS-CHICAGO-5 | W, 5-2 |
| M 3 | #21 OREGON-5 | W, 3-2 |
| M 5 | #11 OKLAHOMA-5 | L, 4-3 |
| M 6 | #14 WASHINGTON-5 | W, 7-5 |
| M 10 | NORTH CAROLINA ST.-6 | W, 4-2 |
| M 10 | BOWLING GREEN-6 | W, 5-0 |
| M 11 | #1 ARIZONA-6 | L, 5-0 |
| M 12 | PACIFIC-6 | W, 6-5 |
| M 13 | MINNESOTA-6 | L, 5-2 |
| M 15 | LONG ISLAND | W, 11-3 |
| M 15 | MINNESOTA | W, 3-0 |
| M 16 | LONG ISLAND | W, 8-4 |
| M 24 | vs. Illinois-7 | W, 12-2 (5) |
| M 24 | vs. #20 Northwestern-7 | W, 2-1 |
| M 25 | vs. Hawaii-7 | W, 4-2 |
| M 25 | vs. St. Mary's-7 | W, 5-0 |
| M 26 | at #5 Stanford-7 | L, 3-0 |
| A 1 | at New Mexico* | W, 10-4 |
| A 1 | at New Mexico* | L, 7-3 |
| A 3 | at Colorado St.* | W, 3-2 (8) |
| A 3 | at Colorado St.* | W, 10-0 (5) |
| A 9 | BYU* | L, 6-5 |
| A 9 | BYU* | W, 6-5 |
| A 10 | UTAH* | W, 10-0 (5) |
| A 10 | UTAH* | W, 4-3 |
| A 13 | at #18 Fresno St. | L, 1-0 |
| A 13 | at #18 Fresno St. | W, 13-2 (5) |
| A 16 | SAN DIEGO ST.* | W, 2-0 |
| A 16 | SAN DIEGO ST.* | W, 4-0 |
| A 22 | at Utah* | W, 6-2 |
| A 22 | at Utah* | W, 7-1 |
| A 23 | at BYU* | W, 5-0 |
| A 23 | at BYU* | L, 4-1 |
| A 30 | at San Diego St.* | W, 4-2 |
| A 30 | at San Diego St.* | W, 1-0 |
| M 6 | COLORADO ST.* | W, 8-0 (6) |
| M 6 | COLORADO ST.* | W, 3-1 |
| M 8 | NEW MEXICO* | W, 4-2 |
| M 8 | NEW MEXICO* | W, 7-2 |
| M 12 | at San Diego St.-8 | W, 4-1 |
| M 13 | vs. Colorado St.-8 | W, 4-0 |
| M 14 | vs. BYU-8 | L, 2-0 |
| M 20 | vs. Cal St. Fullerton-9 | L, 5-4 |
| M 21 | vs. Loyola Marymount-9 | W, 6-1 |
| M 22 | at #12 UCLA-9 | L, 4-1 |

- 1 - Alexis Resort Kick Off Classic
- 2 - Louisville Slugger Desert Classic
- 3 - UNLV Invitational
- 4 - Palm Springs Classic (Palm Springs)
- 5 - Las Vegas Classic
- 6 - Eller Media Stadium Classic
- 7 - Stanford Invitational (Palo Alto, Calif.)
- * - MWC Regular Season Game
- 7 - MWC Tournament (San Diego, Calif.)

8 - NCAA Regional #7 (Los Angeles)

2006 (26-37 / 8-12 Mountain West)

| Date | Opponent | Outcome |
|------|----------------------------|-------------|
| F 9 | SOUTHERN UTAH-1 | W, 6-3 |
| F 9 | vs. Southern Utah-1 | W, 7-6 |
| F 10 | ILLINOIS-CHICAGO-1 | W, 10-7 |
| F 11 | #12/13 OKLAHOMA-1 | L, 5-3 |
| F 12 | KENTUCKY-1 | W, 3-2 |
| F 12 | #13/14 WASHINGTON-1 | L, 3-1 |
| F 17 | #12/14 NORTHWESTERN-2 | L, 5-3 |
| F 18 | vs. UC Davis-2 | W, 10-0 (5) |
| F 18 | NOTRE DAME-2 | L, 6-4 |
| F 19 | KANSAS-2 | W, 9-8 (8) |
| F 19 | #8/6 CALIFORNIA-2 | L, 13-2 (5) |
| F 24 | vs. Oklahoma St.-3 | W, 3-1 |
| F 24 | vs. Texas Tech-3 | L, 5-0 |
| F 25 | vs. #8/8 Texas A&M-3 | L, 5-3 |
| F 25 | vs. #4/4 Texas-3 | L, 4-0 |
| F 26 | vs. Ohio St.-3 | W, 4-0 |
| M 2 | NEVADA, RENO-4 | W, 2-1 |
| M 3 | PORTLAND ST.-4 | W, 8-7 |
| M 4 | #12/13 ARIZONA ST.-4 | L, 4-2 |
| M 5 | VIRGINIA TECH-4 | L, 2-1 |
| M 5 | SOUTHERN UTAH-4 | W, 5-4 |
| M 8 | vs. Longwood-5 | W, 9-3 |
| M 10 | vs. Penn St.-5 | L, 5-2 |
| M 10 | vs. UC Santa Barbara-5 | L, 2-0 |
| M 11 | vs. Detroit-5 | W, 5-0 |
| M 11 | at Hawaii-5 | L, 5-4 |
| M 14 | at #3/3 UCLA | L, 11-4 |
| M 16 | vs. #1/1 Arizona-6 | L, 7-0 |
| M 16 | vs. Cal St. Northridge-6 | L, 5-1 |
| M 17 | vs. #20/18 Texas A&M-6 | L, 8-3 |
| M 18 | vs. #24/23 Fresno State-6 | L, 8-0 (5) |
| M 19 | vs. #10/11 La.-Lafayette-6 | L, 7-6 |
| M 24 | at #9/9 Arizona St. | L, 3-1 |
| M 24 | at #9/9 Arizona St. | L, 10-1 (5) |
| M 27 | MISSOURI | L, 6-4 |
| M 27 | MISSOURI | W, 9-6 |
| M 28 | MISSOURI | W, 11-4 |
| M 30 | at BYU* | L, 13-7 |
| M 30 | at BYU* | L, 9-1 (6) |
| M 31 | at Utah* | L, 18-2 (5) |
| M 31 | at Utah* | L, 1-0 |
| A 7 | COLORADO ST.* | L, 8-2 |
| A 7 | COLORADO ST.* | W, 5-4 |
| A 9 | NEW MEXICO* | L, 1-0 |
| A 9 | NEW MEXICO* | W, 4-2 |
| A 15 | at San Diego St.* | L, 3-2 |
| A 15 | at San Diego St.* | L, 5-2 |
| A 21 | at New Mexico* | W, 6-3 (8) |
| A 21 | at New Mexico* | W, 11-3 (5) |
| A 23 | at Colorado St.* | W, 6-5 |
| A 23 | at Colorado St.* | L, 9-2 |
| A 27 | at Cal St. Fullerton* | W, 8-3 |
| A 27 | at Cal St. Fullerton | L, 5-1 |
| A 29 | #--/24 SAN DIEGO ST.* | L, 3-0 |
| A 29 | #--/24 SAN DIEGO ST.* | W, 7-1 |
| M 5 | UTAH* | W, 10-8 |
| M 5 | UTAH* | W, 6-5 (8) |
| M 6 | BYU* | L, 10-0 (5) |
| M 6 | BYU* | L, 12-6 |
| M 11 | COLORADO ST.-7 | W, 5-4 |
| M 11 | vs. San Diego St.-7 | L, 6-0 |
| M 12 | NEW MEXICO-7 | W, 4-0 |
| M 12 | vs. Utah-7 | L, 1-0 |

- 1 - Alexis Resort Kick-Off Classic
- 2 - Louisville Slugger Desert Classic
- 3 - Palm Springs Classic (Palm Springs)
- 4 - UNLV Invitational
- 5 - Hawaii Spring Fling (Honolulu)
- 6 - Judy Garman Classic (Fullerton, Calif.)
- * - MWC Regular Season Game
- 7 - MWC Tournament (Las Vegas)

2007 (37-27 / 12-8 Mountain West)

| | | |
|------|----------------------|-------------|
| F 8 | TULSA-1 | W, 3-2 |
| F 10 | TULSA-1 | W, 8-4 |
| F 10 | MARSHALL-1 | W, 12-3 (6) |
| F 11 | NICHOLLS STATE-1 | W, 10-1 (5) |
| F 11 | ILLINOIS-CHICAGO-1 | W, 10-4 |
| F 15 | #7/7 OREGON STATE-2 | L, 6-5 |
| F 16 | FLA. INTERNATIONAL-2 | W, 2-0 |
| F 16 | CENTRAL FLORIDA-2 | W, 8-0 (5) |

| | | |
|------|------------------------|-------------|
| F 17 | #6/8 NORTHWESTERN-2 | L, 10-0 (6) |
| F 17 | #9/9 UCLA-2 | L, 8-0 (5) |
| F 18 | ILLINOIS-2 | W, 6-4 |
| F 19 | UTAH STATE-2 | W, 4-1 |
| F 22 | vs. Virginia-3 | W, 8-7 (8) |
| F 23 | vs. Penn State-3 | W, 9-8 |
| F 23 | vs. Cal Poly-3 | L, 2-0 |
| F 24 | vs. Notre Dame-3 | L, 4-3 (8) |
| F 24 | vs. Mississippi-3 | L, 5-3 |
| F 25 | vs. Maryland-3 | W, 1-0 |
| M 2 | FRESNO STATE-4 | L, 2-0 |
| M 2 | DEPAUL-4 | L, 8-6 (11) |
| M 3 | #18/18 CALIFORNIA-4 | L, 5-4 |
| M 3 | SOUTHERN UTAH-4 | W, 3-0 |
| M 5 | DELAWARE STATE-4 | W, 9-3 |
| M 5 | DELAWARE STATE-4 | W, 9-4 |
| M 8 | #17/15 OREGON-5 | L, 10-1 (6) |
| M 8 | #17/15 OREGON-5 | W, 5-1 |
| M 9 | HARVARD-5 | W, 1-0 |
| M 10 | MIAMI (OHIO)-5 | W, 8-6 |
| M 10 | LONGWOOD-5 | L, 4-2 |
| M 11 | PORTLAND STATE-5 | W, 3-2 (8) |
| M 13 | vs. #8/8 Texas-6 | L, 6-0 |
| M 13 | vs. Fordham-6 | W, 7-3 |
| M 16 | vs. Kent State-7 | W, 6-1 |
| M 17 | vs. Long Island-7 | W, 5-4 (8) |
| M 17 | vs. Rhode Island-7 | W, 10-0 (5) |
| M 17 | vs. Bowling Green-7 | L, 3-2 |
| M 24 | at Pacific-8 | L, 7-3 |
| M 24 | vs. Sacramento State-8 | W, 3-0 |
| M 25 | vs. Sacramento State-8 | L, 4-3 |
| M 25 | at Pacific-8 | L, 8-0 (5) |
| A 5 | UTAH* | W, 3-2 |
| A 5 | UTAH* | W, 2-1 |
| A 6 | BYU* | W, 3-1 |
| A 7 | BYU* | W, 5-2 |
| A 13 | at New Mexico* | L, 6-1 (5) |
| A 14 | at Colorado State* | W, 11-5 |
| A 15 | at Colorado State* | W, 5-3 (9) |
| A 18 | at Southern Utah | W, 12-11 |
| A 18 | at Southern Utah | L, 12-7 |
| A 21 | SAN DIEGO STATE* | L, 5-0 |
| A 22 | SAN DIEGO STATE* | W, 3-1 |
| A 24 | at #7/9 Arizona St. | L, 9-0 |
| A 24 | at #7/9 Arizona St. | L, 10-9 |
| A 27 | COLORADO STATE* | L, 2-1 |
| A 27 | COLORADO STATE* | L, 4-3 |
| A 28 | NEW MEXICO* | L, 5-4 |
| A 29 | NEW MEXICO* | W, 7-5 |
| A 29 | NEW MEXICO* | W, 8-6 |
| M 5 | at San Diego State* | L, 5-3 |
| M 6 | at San Diego State* | W, 1-0 |
| M 10 | at BYU* | L, 11-3 (6) |
| M 10 | at BYU* | L, 5-4 |
| M 11 | at Utah* | W, 6-5 |
| M 12 | at Utah* | W, 8-3 |

- 1 - Alexis Resort Kick-Off Classic
- 2 - Louisville Slugger Desert Classic
- 3 - Palm Springs Classic (Palm Springs)
- 4 - UNLV Invitational
- 5 - Eller Media Stadium Classic
- 6 - Played in Fullerton, Calif.
- 7 - USF-Speedline Invitational (Tampa, Fla.)
- 8 - Pacific SFT Tournament (Stockton, Calif.)
- * - MWC Regular Season Game



| OPPONENT | SERIES RECORD | FIRST MEETING | LAST MEETING |
|------------------------------------|---------------|---------------|--------------|
| Akron | 1-2 | 1989 | 1996 |
| Alabama | 1-1 | 1998 | 2002 |
| Arizona | 2-25 | 1981 | 2006 |
| Arizona State | 4-17 | 1980 | 2007 |
| Arkansas | 0-1 | 2004 | 2004 |
| Augustana | 2-0 | 1988 | 1988 |
| Bethune Cookman | 1-0 | 2005 | 2005 |
| Boston | 1-0 | 2004 | 2004 |
| Boston College | 1-1 | 2002 | 2002 |
| Bowling Green | 3-1 | 1995 | 2007 |
| Brigham Young | 11-25 | 2000 | 2007 |
| California | 5-12 | 1986 | 2007 |
| Cal Poly | 4-3 | 1980 | 2007 |
| Cal Poly Pomona | 13-22 | 1980 | 1993 |
| Cal State Fullerton | 21-38-1 | 1985 | 2006 |
| Cal State Northridge | 7-18 | 1985 | 2006 |
| Central Florida | 1-1 | 2005 | 2007 |
| Central Michigan | 2-3 | 1987 | 2003 |
| Chaminade | 1-0 | 1990 | 1990 |
| Colorado State | 25-28 | 1987 | 2007 |
| Concordia of Minn. | 2-0 | 1989 | 1989 |
| Connecticut | 3-2 | 1991 | 1996 |
| Creighton | 0-3 | 1987 | 1987 |
| Delaware State | 2-0 | 2007 | 2007 |
| DePaul | 0-5 | 2000 | 2007 |
| Detroit | 1-0 | 2006 | 2006 |
| Eastern Illinois | 2-0 | 2000 | 2000 |
| Eastern Kentucky | 0-2 | 2002 | 2003 |
| Eastern Michigan | 1-0 | 1995 | 1995 |
| Florida | 0-1 | 1999 | 1999 |
| Florida State | 1-5 | 1990 | 2004 |
| Florida International | 2-0 | 1999 | 2007 |
| Fordham | 1-0 | 2007 | 2007 |
| Fresno State | 9-42 | 1985 | 2007 |
| Georgia State | 0-1 | 1998 | 1998 |
| Harvard | 1-0 | 2007 | 2007 |
| Hawaii | 32-33 | 1985 | 2006 |
| Hawaii Pacific | 2-0 | 1988 | 1988 |
| Hofstra | 2-1 | 1993 | 2007 |
| Illinois | 2-1 | 2004 | 2005 |
| Illinois-Chicago | 3-1 | 1996 | 2007 |
| Illinois State | 4-0 | 1991 | 1995 |
| Indiana | 1-0 | 2005 | 2005 |
| Iowa | 3-4 | 1989 | 2003 |
| Iowa State | 2-0 | 1991 | 2005 |
| IUPUI | 1-0 | 2002 | 2002 |
| Jacksonville | 1-0 | 2004 | 2004 |
| Kansas | 3-0 | 2001 | 2006 |
| Kent State | 3-0 | 1990 | 2007 |
| Kentucky | 1-0 | 2006 | 2006 |
| LaVerne College | 4-0 | 1985 | 1985 |
| Long Beach State | 17-32 | 1986 | 1999 |
| Long Island | 6-1 | 2002 | 2007 |
| Longwood | 1-1 | 2006 | 2007 |
| Louisiana-Monroe | 1-1 | 2003 | 2003 |
| Louisiana-Lafayette (SW Louisiana) | 4-6 | 1992 | 2006 |
| Louisiana State | 1-1 | 2001 | 2001 |
| Loyola Marymount | 6-1 | 1987 | 2005 |
| McNeese State | 0-1 | 1997 | 1997 |
| Marshall | 1-1 | 2005 | 2007 |
| Maryland | 1-0 | 2007 | 2007 |
| Massachusetts | 9-1 | 1991 | 2002 |
| Mesa College | 0-1 | 1986 | 1986 |
| Miami (OH) | 1-1 | 2002 | 2007 |
| Michigan | 1-1 | 1995 | 2004 |
| Michigan State | 2-0 | 2004 | 2005 |
| Middle Tennessee State | 1-0 | 2002 | 2002 |

| OPPONENT | SERIES RECORD | FIRST MEETING | LAST MEETING |
|-------------------------------------|---------------|---------------|--------------|
| Minnesota | 4-2 | 1989 | 2005 |
| Mississippi | 1-1 | 2004 | 2007 |
| Mississippi State | 2-1 | 1999 | 2001 |
| Missouri | 7-1 | 1992 | 2006 |
| Nebraska | 2-8 | 1985 | 2004 |
| Nevada, Reno | 11-1 | 1985 | 2006 |
| New Mexico | 30-23 | 1988 | 2007 |
| New Mexico State | 27-4 | 1988 | 2003 |
| Nicholls State | 1-0 | 2007 | 2007 |
| North Carolina State | 1-0 | 2005 | 2005 |
| Northern Arizona | 6-2 | 1985 | 1985 |
| Northern Illinois | 1-1 | 1996 | 2004 |
| Northwestern | 4-3 | 1987 | 2007 |
| Notre Dame | 1-3 | 2002 | 2007 |
| Ohio State | 4-0 | 1991 | 2006 |
| Oklahoma | 3-7 | 1995 | 2006 |
| Oklahoma City | 1-1 | 1986 | 1986 |
| Oklahoma State | 3-8 | 1986 | 2006 |
| Oregon | 11-9 | 1986 | 2007 |
| Oregon State | 8-6 | 1989 | 2007 |
| Pacific | 31-27-1 | 1985 | 2007 |
| Penn State | 2-4 | 1989 | 2007 |
| Portland State | 5-2 | 2001 | 2007 |
| Princeton | 2-0 | 1995 | 2004 |
| Purdue | 0-2 | 1996 | 2003 |
| Rhode Island | 1-0 | 2007 | 2007 |
| Rutgers | 2-0 | 1991 | 2004 |
| Sacramento State | 6-1 | 1989 | 2007 |
| Saginaw Valley State | 1-0 | 1986 | 1986 |
| Saint Mary's | 7-2 | 1989 | 2005 |
| San Diego State | 33-36 | 1985 | 2007 |
| San Jose State | 36-14 | 1987 | 1999 |
| San Francisco | 5-0 | 1985 | 1989 |
| Santa Clara | 3-1 | 1989 | 1991 |
| Simon Fraser | 1-1 | 2004 | 2004 |
| South Carolina | 4-3 | 1993 | 2003 |
| South Florida | 3-0 | 1986 | 2001 |
| Southern Illinois | 1-0 | 2005 | 2005 |
| Southern Utah | 27-6 | 1986 | 2007 |
| Stanford | 0-4 | 2000 | 2005 |
| Syracuse | 2-0 | 2003 | 2003 |
| Tennessee | 0-1 | 2003 | 2003 |
| Tennessee Tech | 0-1 | 2004 | 2004 |
| Texas | 3-4 | 1997 | 2007 |
| Texas A&M | 2-8 | 1986 | 2006 |
| Texas State (Southwest Texas State) | 4-0 | 1989 | 2003 |
| Texas Tech | 2-2 | 2002 | 2006 |
| Texas-Arlington | 3-1 | 1988 | 1990 |
| Toledo | 3-0 | 1992 | 1996 |
| Tulsa | 14-2 | 1995 | 2007 |
| UCLA | 1-14 | 1985 | 2007 |
| UC Davis | 1-0 | 2006 | 2006 |
| UC Riverside | 9-2 | 1985 | 2004 |
| UC Santa Barbara | 32-19 | 1985 | 2006 |
| U.S. International | 2-5 | 1985 | 1988 |
| Utah | 29-33 | 1985 | 2007 |
| Utah State | 22-15 | 1985 | 2007 |
| Utah Valley State | 1-1 | 2004 | 2004 |
| UTEP | 2-0 | 2004 | 2005 |
| Villanova | 1-0 | 2004 | 2004 |
| Virginia | 2-1 | 2000 | 2007 |
| Virginia Tech | 0-1 | 2006 | 2006 |
| Washington | 3-5 | 1994 | 2006 |
| Western Illinois | 3-0 | 1992 | 1998 |
| Western Michigan | 0-1 | 2004 | 2004 |
| Wisconsin | 1-2 | 2001 | 2004 |
| Wichita State | 1-0 | 1986 | 1986 |

UNLV SOFTBALL IN THE NCAA TOURNAMENT [1990, '91, '92, '93, '94, '95, '96 & 2005]

1990 NCAA REGIONAL NO. 5
Strawberry Field - Berkeley, Calif.

- Game 1 - UNLV (V) def. San Jose State, 2-1
- Game 3 - UNLV (H) def. Cal, 1-0
- Game 4 - Cal def. UNLV (V), 1-0
- Game 5 - UNLV (H) def. Cal, 1-0

1990 Women's College World Series
ASA Hall of Fame Field
Oklahoma City, Okla.

- Game 2 - Long Beach St. def. UNLV (V), 2-0
- Game 5 - UNLV (H) def. Kent St., 5-2
- Game 10 - Florida St. def. UNLV (V), 4-1

1991 NCAA REGIONAL NO. 5
Totman Field - Amherst, Mass.

- Game 2 - UNLV (H) def. Connecticut, 3-0
- Game 3 - UNLV (H) def. Massachusetts, 4-0
- Game 4 - UNLV (H) def. Massachusetts, 5-0

1991 Women's College World Series
ASA Hall of Fame Field
Oklahoma City, Okla.

- Game 2 - Arizona def. UNLV (H), 1-0 (13)
- Game 5 - Florida St. def. UNLV (V), 3-1

1992 NCAA REGIONAL NO. 8
Lady Cajun Park - Lafayette, La.

- Game 2 - SW Louisiana def. UNLV (H), 1-0 (9)
- Game 3 - Florida St. def. UNLV (H), 4-0

1993 NCAA REGIONAL NO. 6
The Dutch Diamond - Hempstead, N.Y.

- Game 1 - UNLV (H) def. Connecticut, 2-1
- Game 3 - UNLV (V) def. Hofstra, 6-0
- Game 4 - Connecticut def. UNLV (V), 2-0
- Game 5 - Connecticut def. UNLV (V), 2-0

1994 NCAA REGIONAL NO. 5
Lady Gamecock Field - Columbia, S.C.

- Game 1 - UNLV (H) def. South Carolina, 2-1 (8)
- Game 3 - UNLV (H) def. UCLA, 2-1 (9)
- Game 6 - UCLA def. UNLV (V), 2-1 (8)
- Game 7 - UCLA def. UNLV (V), 3-2

1995 NCAA REGIONAL NO. 4
Cowgirl Field - Stillwater, Okla.

- Game 2 - UNLV (H) def. Oklahoma, 10-2 (6)
- Game 3 - UNLV (H) def. Oklahoma State, 5-0
- Game 6 - Oklahoma def. UNLV (V), 2-1
- Game 7 - UNLV (H) def. Oklahoma, 2-0

1995 Women's College World Series
ASA Hall of Fame Field
Oklahoma City, Okla.

- Game 2 - Cal State Fullerton def. UNLV (H), 1-0
- Game 7 - UNLV (V) def. Princeton, 2-1
- Game 9 - UNLV (H) def. SW Louisiana, 5-1
- Game 11 - Arizona def. UNLV (V), 8-0 (6)

1996 NCAA REGIONAL NO. 7
Hawkeye Softball Complex - Iowa City, Iowa

- Game 1 - Iowa def. UNLV (H), 8-0 in 5 innings
- Game 4 - Northern Illinois def. UNLV (V), 3-1

2005 NCAA REGIONAL NO. 7
Easton Stadium - Los Angeles, Calif.

- Game 1 - Cal State Fullerton def. UNLV (H), 5-4
- Game 4 - UNLV (V) def. Loyola Marymount, 6-1
- Game 5 - UCLA def. UNLV (V), 4-1

(V) - Indicates that UNLV was the visiting team.
(H) - Indicates that UNLV was the home team.

IN THE NCAA TOURNAMENT

Overall: 17-18
Regionals: 14-12
Women's College World Series: 3-6

| <u>Years</u> | <u>Results</u> |
|--------------|------------------------|
| 1990: | 4-3 Overall (1-2 WCWS) |
| 1991: | 3-2 Overall (0-2 WCWS) |
| 1992: | 0-2 Overall |
| 1993: | 2-2 Overall |
| 1994: | 2-2 Overall |
| 1995: | 5-3 Overall (2-2 WCWS) |
| 1996: | 0-2 Overall |
| 2005: | 1-2 Overall |

HEAD-TO-HEAD RECORDS

| <u>Opponents</u> | <u>Rec.</u> |
|---------------------|-------------|
| Arizona | 0-2 |
| Cal | 2-1 |
| Cal State Fullerton | 0-2 |
| Connecticut | 2-2 |
| Florida State | 0-3 |
| Hofstra | 1-0 |
| Iowa | 0-1 |
| Kent State | 1-0 |
| Long Beach State | 0-1 |
| Loyola Marymount | 1-0 |
| Massachusetts | 2-0 |
| Northern Illinois | 0-1 |
| Princeton | 1-0 |
| Oklahoma | 2-1 |
| Oklahoma State | 1-0 |
| San Jose State | 1-0 |
| South Carolina | 1-0 |
| Southwest Louisiana | 1-1 |
| UCLA | 1-3 |


UNLV'S THREE WOMEN'S COLLEGE WORLD SERIES TEAMS

1990 - 1991 - 1995





UNLV REBELS



Jeffrey Seals
Sports Information

UNLV SPORTS INFORMATION OFFICE

Dir. of Media Relations

Andy Grossman
andy.grossman@unlv.edu
702.895.3995

Associate Director

Mark Wallington
mark.wallington@unlv.edu
702.895.4472

Assistant SID

Mark Wasik
mark.wasik@unlv.edu
702.895.3764

Assistant SID

Bryan Haines
bryan.haines@unlv.edu
702.895.3764

SID Asst./Softball

Jeffrey Seals
jeff.seals@unlv.edu
702.895.3134

Phone: 702.895.3207
Fax: 702.895.0989
4505 Maryland Parkway
Box 450004
Las Vegas, NV 89154-0004

ON THE RADIO

Rebel softball fans will have the opportunity this season to tune in for the "Rebel Softball Update", a radio segment devoted to the following of UNLV softball. Head coach Lonni Alameda will join Harvey Hyde, a local radio personality and former UNLV head football coach, for in-depth discussion from the local high school levels to the intercollegiate ranks to recaps of Rebel games.

The segment will be broadcast in Las Vegas each Wednesday night at 6:00 pm on KSHP am1400. You can listen online at KSHP.com.

MEDIA REQUESTS

All requests for working press, radio, television or photo credentials should be directed to the UNLV Sports Information Office at least 24 hours in advance. Requests can be made by calling, e-mailing or faxing Jeffrey Seals, the softball SID.

WEEKLY RELEASE & RECAPS

UNLV makes its athletics-related media releases available exclusively on the internet website, www.UNLVRebels.com. The weekly release will be prepared each week and will be posted on the school's official website prior to that week's events in Adobe PDF format. However, the release is also available through electronic mail. Game recaps will be posted online following each contest.

Any members of the media interested in having the weekly release and/or match recaps e-mailed to them should request to be added to the general list by e-mailing softball SID Jeffrey Seals at jeff.seals@unlv.edu.

UNLVREBELS.COM IS THE HOME OF REBELSOFTBALL

Relaunched with an all-new look last year, the official UNLV athletics website, www.UNLVRebels.com, has steadily expanded in both content and usership since its premiere in 1997. As one of the 250 official athletic sites that make up the CSTV Online Network, the Rebels' home on the internet features in-depth, updated information 24 hours a day. The official UNLV athletic website now features an enhanced design with rotating stories and a wide photo layout on the front page. In addition, the site takes advantage of a number of CSTV.com online features, including its exclusive GameTracker technology, allowing Rebel fans to follow live simulated game action, details and full play-by-play. Through the site, CSTV also operates the Rebels' online store, which provides officially licensed merchandise and apparel. Also, UNLVRebels.com is now your home for UNLV All-Access, which is a popular online service that features the most in-depth coverage of Rebel sports through exclusive audio and video content, including live games streamed via broadband, special features, highlights, press conferences, coaches' shows and much more. UNLV content is also available as a part of CSTV.com XXL, the network's online subscription service, which features the most in-depth coverage and college sports content from more than 90 schools, drawing from 13 different conferences, CSTV All-Access offers broadband services providing live audio and video of more than 7,000 events annually.



UNLVREBELS.COM



PRINT**Las Vegas Review-Journal**

1111 W. Bonanza Road
P.O. Box 70
Las Vegas, NV 89125
P: 702.387.2912
F: 702.383.4676
Joe Hawk - Sports Editor
jhawk@reviewjournal.com

Las Vegas Sun

2275 Corporate Circle Drive, Suite 300
Henderson, NV 89074
P: 702.259.4063
F: 702.383.7264
Mark Whittington - Sports Editor
whitting@lasvegassun.com

Rebel Nation

1111 W. Bonanza Road
P.O. Box 70
Las Vegas, NV 89125
Phone: 702.380.4534
Steve Guiremand - Editor
sguiremand@reviewjournal.com

The News

2290 Corporate Circle, Suite 250
Henderson, NV 89074
P: 702.990.2662
F: 702.434.3527
Ray Brewer - Sports Editor
ray.brewer@hbcpub.com

Associated Press

P.O. Box 70
Las Vegas, NV 89125-0070
P: 702.382.7440
F: 702.382.0790
aplasvegas@ap.org

Las Vegas Sports Magazine

P.O. Box 30452
Las Vegas, NV 89173
P: 702.222.0233
Thomas J. Love - Executive Director
tj@lvsportsmagazine.com

The Rebel Yell

4505 Maryland Parkway
Las Vegas, NV 89154-2011
P: 702.895.4822
F: 702.895.1515
Paul Delos Santos - Sports Editor
sports@unlvrebelyell.com

TELEVISION**KVBC-TV Channel 3 (NBC)**

1500 Foremaster Lane
Las Vegas, NV 89101
P: 702.657.3239
F: 702.657.3152
Rick Strasser - Sports Anchor
rstrasser@kvbc.com

CW LV (KVBC-TV)

1500 Foremaster Lane
Las Vegas, NV 89101
P: 702.657.3182
F: 702.657.3152
Kevin West - Sports Anchor
kwest@kvbc.com

KVVU-TV Channel 5 (Fox)

25 TV 5 Drive
Henderson, NV 89014
P: 702.436.8241
F: 702.436.2507
Kevin Bolinger - Sports Director
kbolinger@kvvu.com
Claudine Grant - Sports Anchor
cgrant@kvvu.com

KLAS-TV Channel 8 (CBS)

P.O. Box 15047
Las Vegas, NV 89114
P: 702.792.8895
F: 702.792.2977
Chris Maathuis - Sports Director
cmaathuis@klastv.com
Michael Berk - Sports Anchor
mberk@klastv.com

KTNV-TV Channel 13 (ABC)

3355 South Valley View
Las Vegas, NV 89102
P: 702.257.8329
F: 702.876.2237
Doug Kezerian - Sports Director
dkezerian@ktnv.com
Bryan Salmond - Sports Anchor
bsalmond@ktnv.com

RADIO**Lotus Broadcasting**

8755 West Flamingo Road
Las Vegas, NV 89147
P: 702.876.1460
F: 702.876.6685
Mitch Moss - Sports Director
mitchmoss@yahoo.com

SOFTBALL SPECIFIC WEBSITES

NFCA - National Fastpitch Coaches Assoc.
nfca.org

USA Softball

usasoftball.org

Ultimate College Softball

ultimatecollegesoftball.com

UNLV To Appear On The Mtn. And CSTV

On August 26, 2004, College Sports Television (CSTV) and the Mountain West Conference announced a visionary partnership that revolutionized the college sports landscape. The landmark agreement gives the fastest-growing independent cable network exclusive rights to all Conference events, including cable and satellite television coverage, national over-the-air and satellite radio, video-on-demand and online broadcast rights.

Since the announcement, a succession of events has improved the new television model, including the CBS purchase of CSTV, and the merger with Comcast SportsNet to create The Mtn. - MountainWest Sports Network. The centerpiece of this historic relationship was the launch of The Mtn. - the first sports network dedicated to serving a single collegiate athletic conference 24 hours a day, 7 days a week, 365 days a year.

The relationship with Comcast also delivered a new national broadcast partner in VERSUS. The MWC was the first exclusive college programming provider for the Comcast-owned entity, with football and both men's and women's basketball games reaching more than 72 million homes.

CSTV Networks, Inc., the new 24-hour power in college sports, is the nation's leading digital and cable programming company dedicated to college sports. CSTV connects more fans to more college sports than any other company and is now available to more than 65 million households across the nation. Building upon a successful inaugural season of MWC football in 2006, CSTV will broadcast 14 MWC football games this year. Together, CSTV, VERSUS and The Mtn. will showcase all of the passion and rivalries of the league, while delivering unparalleled 24/7 coverage to fans across the nation.

The Mtn. is a partnership between CSTV and Comcast. It's the world's finest sports network dedicated to a collegiate athletic conference. The Mtn. provides sports fans blanket coverage of UNLV athletics across multiple sports and features more MWC games on television than ever before, including 30 live football games, 75 men's basketball games, 23 live women's basketball games, conference championships and men's and women's Olympic sports. In addition, fans get original programming and a comprehensive array of news, features and analysis about the Rebels' teams and players.





BIRTH OF A CONFERENCE

The Mountain West Conference was conceived on May 26, 1998, when the presidents of eight institutions --Air Force, Brigham Young, Colorado State, New Mexico, San Diego State, UNLV, Utah and Wyoming-- decided to form a new NCAA Division I-A intercollegiate athletic conference. The split from the former 16-team conference re-established continuity and stability among the membership within the new league and signaled the continuation of its tradition-rich, long-standing athletic rivalries. Five of the MWC's eight members have been conference rivals since the 1960s (BYU, Utah, New Mexico, Wyoming and Colorado State), while San Diego State (1978) and Air Force (1980) were longtime members as well. UNLV entered the fold in 1996 and TCU began its first year of competition in 2005-06, completing the membership in the MWC as it stands today.

From its inception in 1999, the Mountain West Conference has been committed to excellence in intercollegiate athletics, while promoting the academic missions of its member institutions. The Colorado Springs-based league is noted for its geographic diversity. Some of the most beautiful terrain and landscapes in the nation can be found within the MWC boundaries, including the majestic Rocky Mountain range, which borders four league schools (Utah, BYU, Air Force and Colorado State). The high plains of Wyoming (elevation 7,220 feet - the highest Division I campus in the nation) contrast with the desert city of Las Vegas (the fastest growing metropolitan area in the West) and the Pacific locale of San Diego State. The southwestern flavor of New Mexico complements the western heritage and culture of Fort Worth, Texas, home of the MWCs newest member TCU.

MWC members have participated in 26 bowl games in eight years with eight of the nine schools going to at least one postseason event. The MWC has earned 34 postseason bids in men's basketball, including 18 NCAA Tournament appearances, while women's basketball has tallied 21 NCAA bids, four Sweet 16 appearances and one Elite Eight berth since 2000. The league also boasts 23 NCAA bids in women's volleyball and 16 in women's soccer.



UNLV MWC TEAM CHAMPIONSHIPS

| Year | Sport | Championship |
|-----------|---------------------------|-------------------|
| 1999-2000 | Men's Basketball | Co-Regular Season |
| | Men's Basketball | Tournament |
| | Men's Golf | Tournament |
| | Women's Tennis | Tournament |
| 2001-02 | Men's Golf | Tournament |
| | Women's Tennis | Tournament |
| 2002-03 | Baseball | Regular Season |
| | Baseball | Tournament |
| | Women's Tennis | Co-Regular Season |
| | Women's Swimming & Diving | Regular Season |
| 2003-04 | Baseball | Tournament |
| | Women's Golf | Tournament |
| 2004-05 | Baseball | Regular Season |
| | Baseball | Tournament |
| | Women's Golf | Tournament |
| | Women's Soccer | Regular Season |
| | Women's Swimming & Diving | Tournament |
| | Men's Swimming & Diving | Tournament |
| 2005-06 | Women's Golf | Tournament |
| | Women's Soccer | Tournament |
| | Men's Swimming & Diving | Tournament |
| 2006-07 | Men's Basketball | Tournament |
| | Women's Soccer | Tournament |
| | Men's Swimming & Diving | Regular Season |
| | Men's Swimming & Diving | Tournament |
| | Men's Tennis | Tournament |

YEAR IN REVIEW

The MWC enjoyed a successful 2006-07 campaign. The league sent a record-tying four teams to bowl games and posted a 3-1 mark in those contests. The 2006 season also marked the first time in MWC history two teams recorded 11 or more wins in a season and finished the year in the top 25 polls. League champion BYU and runner-up TCU each finished the regular season with identical 11-2 records and were ranked No. 16/15 and No. 22/21, respectively, by the AP and coaches' top 25 polls. The two teams also finished the season ranked among the top four in the nation in win streaks at 10 and eight, respectively. Seventeen football student-athletes earned All-America honors, while another dozen were selected in the 2006 NFL Draft. The MWC earned its first WNIT Championship title in women's basketball as Wyoming won the crown. Overall, the league sent five women's basketball teams to the postseason, including three to the NCAA Tournament. BYU garnered its third MWC regular-season men's basketball crown, while UNLV captured its second MWC Tournament title in front of a tournament finals crowd of 16,204 fans. The Runnin' Rebels went to the Sweet Sixteen of the NCAA Tournament, marking the second time in three years an MWC team has advanced past the first and second rounds. BYU earned an at-large bid to NCAA postseason play, marking the seventh time in the last eight years the MWC has sent multiple teams to the NCAA Men's Basketball Tournament. Air Force earned its first trip to the NIT and advanced to the semifinals at Madison Square Garden. At least three MWC volleyball teams appeared in the NCAA Tournament for the seventh time in eight years and the league had three soccer teams advance to the NCAA Tournament for the second consecutive year. The MWC sent a record six men's golf teams to the 2007 NCAA Regionals, while the women sent four teams.. Also, women's tennis sent a record-tying four teams to the 2007 NCAA Tournament, including UNLV.

MOUNTAIN WEST CONFERENCE QUICK FACTS

Founded: 1998
Commissioner: Craig Thompson
Mailing Address: 15455 Gleneagle Drive, Suite 200
 Colorado Springs, CO 80921-2591
Phone: 719.488.4040
Fax: 719.487.7241
Volleyball Contact: Marlon Edge (medge@themwc.com)
Office Phone: 719.488.4052

COMMISSIONER CRAIG THOMPSON



The 2007-08 athletic season marks the 10th year the Mountain West Conference will be under the direction of Commissioner Craig Thompson.

Since the Mountain West Conference opened its doors on January 4, 1999, Thompson has been committed to excellence in intercollegiate athletics, while promoting the academic missions of its member institutions. He has been instrumental in negotiating nearly \$230 million in television revenue, directed the league through expansion with the addition of TCU and has been an innovator in the postseason bowl structure.

His leadership and vision also helped the conference enhance its television revenue and exposure through revolutionary agreements with CSTV and Comcast to become the first major collegiate athletic conference to launch a dedicated sports channel featuring 24-hour programming around its nine athletic programs.

Thompson has been instrumental in strengthening the position of the MWC in its current Bowl Championship Series (BCS) structure. In 2004, the inaugural step for all Mountain West teams was accomplished when Utah became the first team from a non-automatic-qualifying conference to play in a BCS game, defeating Pittsburgh 35-7 in the Tostitos Fiesta Bowl. Thompson subsequently spearheaded an effort to provide better access into the BCS system and the MWC champion has now nearly tripled its opportunity to participate in a BCS bowl.

Through its first eight years, the MWC has participated in 26 bowl games. It was the only conference playing multiple bowl games in the 2000 season to go undefeated, posting a 3-0 mark. In 2004, the Conference won the ESPN Bowl Challenge Cup presented by Cooper Tires after going 2-1 and recording the highest winning percentage of all NCAA Football Bowl Subdivision conferences. In 2006, the league boasted a 3-1 mark. In an attempt to provide more opportunities, Thompson helped create five new bowl games in which MWC members could participate.

Prior to his current role, Thompson served as the commissioner of the Sun Belt Conference for nearly eight years and as the only commissioner of the American South Conference prior to the merger of the two leagues in 1991. Thompson graduated from the University of Minnesota with an undergraduate degree in journalism. He and his wife, Carla, have two children, Ted and Emma.



BRET GILLILAND
Deputy Commissioner



CAROLAYNE HENRY
Associate Commissioner
Compliance



DAN BUTTERLY
Associate Commissioner
Marketing



JAVON HEDLUND
Associate Commissioner
Communications



CARRIE WOLF
Associate Commissioner
Championships



BECKY MOTCHAN
Assistant Director
Communications



MOUNTAIN WEST CONFERENCE STAFF

(Area Code: 719)

| | |
|--|----------|
| Craig Thompson, Commissioner | 488.4040 |
| Bret Gilliland, Deputy Commissioner | 488.4045 |
| Jim Andrus, Assoc. Commissioner/Business | 488.4042 |
| Dan Butterly, Assoc. Commissioner/Marketing | 488.4053 |
| Carolayne Henry, Assoc. Commissioner/Compliance | 488.4043 |
| Javan Hedlund, Assoc. Commissioner/Communications | 488.4051 |
| Carrie Wolf, Assoc. Commissioner/Championships | 488.4044 |
| Kelly Slater, Director/Championships | 488.4054 |
| Kim Melcher, Director/Communications | 488.4050 |
| Jaime Hixson, Asst. Director/Operations | 488.4049 |
| Lisa Danner, Asst. Director/Compliance | 488.4048 |
| Marlon Edge, Asst. Director/Communications | 488.4052 |
| Becky Motchan, Asst. Director/Communications | 488.4046 |
| Chelsea Guetz, Asst. Director/Championships/Communications | 488.2461 |
| Margy Scales, Administrative Asst. | 488.4047 |

All e-mail addresses are: first initial (no space) last name @ themwc.com



WHERE TO WATCH

THE MOUNTAIN WEST CONFERENCE



TheMtn.tv



www.cstv.com



www.versus.com



Above The Rest™

www.TheMWC.com

NOW, WATCHING YOUR FAVORITE MOUNTAIN WEST CONFERENCE TEAM IS AS EASY AS 1, 2, 3!

From football to basketball to volleyball, and all sports in between, our trio of networks brings you hundreds of games, thousands of hours of in-depth analysis, behind-the-scenes features, original programming and coverage of all Mountain West championships.

Thanks to CSTV, VERSUS, and The Mtn. – the first TV sports network dedicated to 24-hour, 7-day-a-week coverage of a single collegiate athletic conference – we've got the Mountain West Conference and its fans covered.

For up-to-date TV listings, visit the network websites



Air Force



BYU



Colorado State



New Mexico



San Diego State



TCU



UNLV



Utah



Wyoming

