



TEAM RECORDS

(ALL REGULAR SEASON ONLY UNLESS NOTED)

ATTENDANCE

OVERALL

Season Attendance: 437,125, 2004 (11 games)
380,223, 2003 (12)
377,779, 1996 (12)
369,153, 2002 (12)
357,946, 2000 (12)

Season Average: 39,739, 2004 (11 games)
31,685, 2003 (12)
31,482, 1996 (12)
30,763, 2002 (12)
29,829, 2000 (12)

Single-Game: 108,625, at Tennessee, 2004
106,212, at Tennessee, 1996
82,071, at Wisconsin, 2004
78,043, at Wisconsin, 2003
76,398, at Nebraska, 1988

HOME

Season Home: 159,645, 1979 (7-game record)
165,493, 2002 (6-game record)
122,513, 2001 (5-game record)

Season Home Average: 27,582, 2002 (6 games)
25,805, 2003 (6)
24,799, 1981 (6)
24,503, 2001 (5-game record)

Single-Game Home: 42,074, Wisconsin, 2002
40,091, Wisconsin, 1996
34,287, Hawaii, 2003

AWAY

Season Away: 327,773, 2004 (6 games)
259,036, 1996 (6)
254,455, 2000 (7-game record)
139,637, 1985 (5-game record)

Season Away Average: 54,629, 2004 (6 games)
36,351, 2000 (7-game record)
27,927, 1985 (5-game record)

Single-Game Away: 108,625, at Tennessee, 2004
106,212, at Tennessee, 1996
82,071, at Wisconsin, 2004

MISCELLANEOUS

ALL-TIME RECORD

Overall: 203-208-4 (.494) 37 seasons

Division I (since 1978): 131-161-3 (.449)

College/Division II (pre-1978): 71-36-1 (.662)

Home: 136-89-3 (.603)

Road: 64-117-1 (.354)

Neutral: 1-2 (.333)

Sam Boyd Stadium: 120-84-3 (.587) 33 seasons

Mountain West Conference: 14-28 (.333) 1999-SA

Western Athletic Conference: 3-21 (.125) 1996-98

Big West Conference: 45-46-1 (.495) 1982-95

Postseason Record: 4-2

Las Vegas Bowl (1994, 2000): 2-0

California Bowl (1984): 1-0

NCAA Div. II Playoffs: 1-2

Season Openers: 18-19 (.486)

Home Openers: 23-14 (.623)

When Opening at Home: 14-6 (.700)

When Opening on Road: 4-13 (.235)

Conference Openers: 8-15 (.348)

Home: 6-8 (.429)

Away: 2-7 (.222)

Homecoming Games: 21-16 (.568)

Overtime Games: 1-6 (.143)

OVERALL RECORD

Best: 12-1 (.923), 1974

Worst: 0-11 (.000), 1998



1968 REBELS — First team in school history

WINS

Most: 12, 1974 (1 loss)

Fewest: 0, 1998 (11 losses)

LOSSES

Most: 11, 1996 (12 games), 1998

Fewest: 1, 1968, 1974, 1979

HOME WINS

Most: 10, 1974

Fewest: 0, 1998, 1999

HOME LOSSES

Most: 6, 1972

Fewest: 0, 1974, 1977, 1979, 2000

ROAD WINS

Most: 5, 1984

Fewest: 0, 1972, '89, '95, '96, '97, '98

ROAD LOSSES

Most: 6, 1995, 1996, 1997, 1998

Fewest: 0, 1968

CONFERENCE WINS

Most: 7, 1984

Fewest: 0, 1998

CONFERENCE LOSSES

Most: 8, 1998

Fewest: 0, 1984

CONFERENCE HOME WINS

Most: 3, 1984, 1985, 1987, 1989, 2000

Fewest: 0, 1993, 1998, 1999, 2004

CONFERENCE HOME LOSSES

Most: 4, 1998, 1999, 2003, 2004

Fewest: 0, 1984, 1987, 1994, 2000

CONFERENCE AWAY WINS

Most: 4, 1984

Fewest: 0, 1982, 1989, 1995, 1997, 1998

CONFERENCE AWAY LOSSES

Most: 4, 1996, 1997, 1998

Fewest: 0, 1984

CONFERENCE WINS

Most: 12, 1974

Fewest: 0, 1998

MOST CONSECUTIVE

Wins: 12, 1974
8, 1968, 1975-76
7, 1978, 1979, 1984

Losses: 16, 1997-98
12, 1995-96
8, 1972

Ties: 2, 1979

Home Wins: 17, 1973-75
17, 1975-77
11, 1978-79

Home Losses: 12, 1997-99
7, 1995-96
6, 2003-04
5, 1972

Conference Home Wins: 4, 1985-86
4, 1994-95
3, five times (last time 2000)

Conference Home Losses: 10, 1997-99
7, 2003-04
5, 1995-96
3, 1990-91
3, 1993

Road Wins: 5, 1984 (includes bowl game)
4, 1968-69
4, 1983-84

Road Losses: 26, 1994-98
6, 1989-90
5, 1973
5, 1992-93

Conference Away Wins: 6, 1983-84
4, 1993-94

Conference Away Losses: 16, 1994-98
5, 1999-2000
4, 1982

Games Without Being Shut Out: 65, 9/9/89-9/2/95
63, 11/4/72-9/23/78
60, 10/22/83-11/12/88

BIGGEST COMEBACK VICTORIES

Deficit	Situation	Opponent	Date	Final
21	Trailed 35-14 in 2nd qtr.	Nebraska-Omaha	Oct. 16, 1976	63-42
19	Trailed 28-9 in 3rd qtr.	Tennessee State	Nov. 9, 1979	36-28
17	Trailed 41-24 in 3rd qtr.	at BYU	Oct. 10, 1981	45-41
14	Trailed 24-10 in 3rd qtr.	at Wyoming	Nov. 29, 2003	35-24
14	Trailed 21-7 in 2nd qtr.	at San Diego State	Nov. 25, 2000	31-24
14	Trailed 14-0 in 2nd qtr.	North Texas State	Nov. 1, 1986	27-26
14	Trailed 14-0 in 1st qtr.	Utah	Oct. 20, 1979	43-41
14	Trailed 14-0 in 1st qtr.	Northern Colorado	Oct. 6, 1979	35-31

TEAM RECORDS: OFFENSE



RUSHING

MOST RUSHING ATTEMPTS

Game: 68 vs. Wyoming, 1978
 68 vs. Reno, 1968
 66 vs. Arkansas State, 1995
 65 vs. New Mexico State, 1991
 65 at Reno, 1977

Season: 632, 1979
 596, 1973
 586, 1978
 578, 1974
 547, 2000

FEWEST RUSHING ATTEMPTS

Game: 16 at San Jose State, 1996
 16 at Akron, 1976
 17 vs. Idaho, 1994
 17 vs. BYU, 1982
 18 vs. San Diego State, 1981

Season: 343, 1994
 353, 1993
 359, 1996
 366, 1982
 374, 1971

MOST RUSHING YARDS

Game: 523 at Santa Clara, 1973
 439 at Wyoming, 2001
 439 vs. Hawaii, 1981
 417 at New Mexico, 1980
 390 at Colorado State 2002
 390 vs. New Mexico, 1981

Season: 3,334, 1974
 3,180, 1973
 3,007, 1979
 2,734, 2000
 2,654, 1978

FEWEST RUSHING YARDS

Game: (-21) vs. Idaho, 1994
 (-10) at San Jose State, 1996
 (-6) vs. Air Force, 1998
 8 vs. Iowa State, 1999
 8 at Akron, 1976

Season: 930, 1996
 979, 1971
 1,059, 1994
 1,072, 1982
 1,140, 1993

HIGHEST AVERAGE RUSHING YARDS

Per Carry: 5.8, 1974
 5.3, 1973
 5.2, 2002
 5.0, 2000
 4.8, 1979

Per Game: 303.1, 1974
 289.1, 1973
 250.6, 1979
 241.3, 1978
 227.8, 2000

LOWEST AVERAGE RUSHING YARDS

Per Carry: 2.6, 1996
 2.6, 1971
 2.9, 1982
 3.0, 1972
 3.1, 3 times

Per Game: 77.5, 1996
 96.3, 1994
 97.5, 1982
 97.9, 1971
 103.6, 1993

MOST RUSHING TOUCHDOWNS

Game: 7 vs. Prairie View A&M, 1974
 6 vs. Portland State, 1986
 6 vs. New Mexico, 1981
 6 vs. New Mexico, 1980
 5 (6 times) last time vs. Wyoming, 2002

Season: 38, 1974
 34, 1975
 32, 1973
 28, 1976
 28, 1969

FEWEST RUSHING TOUCHDOWNS

Season: 6, 1999
 8, 1998
 8, 1992
 9, 1996
 9, 1994

PASSING

MOST PASSING ATTEMPTS

Game: 79 vs. Idaho, 1994 (48 comp.)
 61 at San Jose State, 1996 (33 comp.)
 57 at BYU, 1981 (31 comp.)
 56 at San Diego State, 1997 (31 comp.)
 55, 3 times, last time at Air Force, 1996

Season: 530, 1996 (287 comp.)
 492, 1981 (284 comp.)
 476, 1994 (232 comp.)
 471, 1997 (249 comp.)
 431, 1995 (204 comp.)

FEWEST PASSING ATTEMPTS

Game: 11 vs. Cal State Fullerton, 1983 (9 comp.)
 11 vs. Cal State Fullerton, 1980 (5 comp.)
 11 at Nevada, Reno, 1969
 12 vs. Nevada, Reno, 1974 (2 comp.)
 12 vs. Nevada, Reno, 1970

Season: 104, 1973 (41 comp.)
 129, 1974 (53 comp.)
 198, 1969 (85 comp.)
 210, 1968 (114 comp.)
 228, 1991 (228 comp.)

MOST PASSING COMPLETIONS

Game: 48 vs. Idaho, 1994 (79 att.)
 33 at San Jose State, 1996 (61 att.)
 33 at Idaho, 1977 (55 att.)
 32 vs. Wyoming, 1996 (46 att.)
 31 (4 times) last time at SDSU, 1997 (56 att.)

Season: 287, 1996 (530 att.)
 284, 1981 (492 att.)
 249, 1997 (471 att.)
 232, 1994 (476 att.)
 216, 1982 (420 att.)

FEWEST PASSING COMPLETIONS

Game: 2 vs. Nevada, Reno, 1974 (12 att.)
 4 at Arkansas, 2001 (16 att.)
 4 at Baylor, 1988 (22 att.)
 4 vs. BYU at Yokohama, Japan, 1978 (15 att.)
 5 (5 times) last time at BYU, 1998 (20 att.)

Season: 41, 1973 (104 att.)
 53, 1974 (129 att.)
 85, 1969 (198 att.)
 101, 2001 (233 att.)
 108, 1991 (228 att.)
 108, 1978 (256 att.)

MOST PASSING YARDS

Game: 635 vs. Idaho, 1994
 561 at Idaho, 1977
 503 vs. San Diego State, 1996
 486 vs. Wyoming, 1996
 479 at Texas-El Paso, 1981

Season: 4,230, 1981
 3,685, 1996
 3,140, 1997
 3,008, 1982
 2,759, 1977

FEWEST PASSING YARDS

Game: 21 at BYU, 1998
 39 at Baylor, 1988
 40 at Arkansas, 2001
 41 vs. Nevada, Reno, 1992
 47 vs. Nevada, Reno, 1974

Season: 677, 1973
 937, 1974
 1,255, 1969
 1,350, 1987
 1,545, 1998



1974 REBELS — School-record 12 wins



TEAM RECORDS: OFFENSE



HIGHEST AVERAGE PASSING YARDS

Per Attempt: 9.1, 1975
Per Completion: 17.7, 1974
Per Game: 352.5, 1981

LOWEST AVERAGE PASSING YARDS

Per Attempt: 4.8, 1987
Per Completion: 11.3, 1999
11.3, 2003
Per Game: 85.2, 1974

HIGHEST COMPLETION PERCENTAGE

Game: .842 (16-19) at North Texas, 1999
.818 (9-11) vs. Cal State Fullerton, 1983
.808 (21-26) vs. Idaho State, 1984
.778 (21-27) vs. Wyoming, 2002
.750 (12-16) at BYU, 2002
Season: .620 (207-334), 1984
.594 (189-318), 1983
.577 (284-492), 1981
.575 (176-306), 1980
.566 (133-235), 1975

LOWEST COMPLETION PERCENTAGE

Game: .167 (2-12) vs. Nevada, Reno, 1974
.182 (4-22) at Baylor, 1988
.250 (4-16) at Arkansas, 2001
.250 (5-20) at BYU, 1998
.267 (4-15) vs. BYU (at Japan), 1978
Season: .394 (41-104), 1973
.411 (53-129), 1974
.420 (119-283), 1987
.422 (108-256), 1978
.429 (85-198), 1969

MOST TOUCHDOWNS PASSING

Game: 6 vs. Texas-El Paso, 1980
5 vs. San Jose State, 1997
5 vs. Idaho, 1994
5 vs. Cal Tech, 1968
4 (20 times) last time vs. Wyoming, 2004
Season: 31, 1980
26, 1996
25, 1979
24, 1984
21, 1997

FEWEST TOUCHDOWNS PASSING

Season: 6, 1988
6, 1973
6, 1972
9, 1985
9, 1978

MOST PASSES HAD INTERCEPTED

Game: 6 vs. USL, 1993
6 vs. USL, 1987
5 (5 times) last time vs. Hawaii, 1996
Season: 27, 1993
24, 1997
23, 1987
22, 1994, 1981

FEWEST PASSES HAD INTERCEPTED

Season: 6, 1999
7, 1990
9, 1983
9, 1973
10 (5 times) last time 2000

TOTAL OFFENSE

MOST TOTAL PLAYS

Season: 957, 1979
889, 1996
880, 1995
871, 1977
851, 2003

FEWEST TOTAL PLAYS

Season: 626, 1968
659, 1971
675, 1999
695, 1998
700, 1973

MOST TOTAL OFFENSIVE YARDS

Game: 671 at Idaho, 1977
651 vs. New Mexico, 1981
644 vs. Wyoming, 2002
632 vs. Texas-El Paso, 1980
628 (3 times) last time at Pacific, 1990
Season: 5,895, 1981
5,665, 1979
4,991, 1977
4,914, 2002
4,908, 1980

FEWEST TOTAL OFFENSIVE YARDS

Game: 50 at Baylor, 1988
98 at BYU, 1998
106 vs. Iowa State, 1999
118 vs. BYU, 1999
118 at Nevada, Reno, 1991
Season: 2,543, 1971
2,808, 1998
2,860, 1999
3,028, 1972
3,207, 1988

HIGHEST AVERAGE PER GAME

Season: 491.3, 1981
472.1, 1979
453.7, 1977
446.2, 1980
417.3, 1997

LOWEST AVERAGE PER GAME

Season: 254.3, 1971
255.3, 1998
260.0, 1999
275.3, 1972
291.6, 1988

FIRST DOWNS

MOST FIRST DOWNS

Game: 35 vs. Texas-El Paso, 1980
34 vs. Idaho, 1994
34 at Hawaii, 1979
33 at Pacific, 1990
32 vs. Illinois State, 1997
32 at BYU, 1991
Season: 289, 1979
283, 1981
266, 1996
262, 1980
257, 1984, 1977

FEWEST FIRST DOWNS

Game: 2 at Baylor, 1988
4 vs. San Jose State, 1988
4 vs. Cal State Fullerton, 1986
5 at BYU, 1998
6 at Nevada, Reno, 1991
Season: 141, 1971
149, 1998
156, 1968
157, 1988
167, 1969

MOST RUSHING FIRST DOWNS

Game: 21 at Pacific, 1990
19 vs. Arkansas State, 1995
19 at Wyoming, 2001
18 (5 times) last time at Hawaii, 2000
Season: 156, 1979
147, 1974
140, 1984
135, 1980
134, 1973

FEWEST RUSHING FIRST DOWNS BY UNLV

Game: 0 vs. Idaho, 1994
0 at Baylor, 1988
1 vs. San Diego State, 2003
1 vs. Utah, 2001
1 vs. Iowa State, 1999
1 vs. BYU, 1982
Season: 54, 1971
65, 1994
68, 1993
73, 1996
73, 1982

MOST PASSING FIRST DOWNS BY UNLV

Game: 31 vs. Idaho, 1994
23 vs. Wyoming, 1996
23 at Idaho, 1977
21 vs. Long Beach State, 1981
21 at BYU, 1981
Season: 171, 1981
161, 1996
135, 1997
125, 1982
125, 1977

FEWEST PASSING FIRST DOWNS BY UNLV

Game: 1 at BYU, 1998
1 at Baylor, 1988
1 vs. Nevada, Reno, 1974
2 (6 times) last time at Wisconsin, 1998
Season: 32, 1973
38, 1974
46, 1969
52, 1987
65, 1968

MOST FIRST DOWNS BY PENALTY

Game: 7 at Wyoming, 1981
6 vs. South Dakota, 1976
5 (7 times) last time at New Mexico, 2003
Season: 32, 1996
25, 1976
23, 2003
22, 1994
21, 1972, 1981, 1995

TEAM RECORDS



SCORING

MOST POINTS SCORED

Quarter:	33 vs. Cal Tech, 1968 (4th)
(1st):	27 at Wyoming, 2001
(2nd):	31 vs. North Texas, 2000
(3rd):	30 vs. Santa Clara, 1974
(4th):	33 vs. Cal Tech, 1968
	28 vs. Nevada, Reno, 2004
	28 vs. Idaho, 1994
	28 vs. Nebraska-Omaha, 1976
Half:	38 at New Mexico, 1980 (2nd)
	38 vs. Western Illinois, 1977 (1st)
	36 vs. Long Beach State, 1989 (2nd)
	35 (5 times) last time vs. UNR, 2004 (2nd)
Game:	72 at New Mexico, 1980
	69 vs. Cal Tech, 1968
	63 vs. Nebraska-Omaha, 1976
	63 vs. Prairie View A&M, 1974
	63 vs. National University of Mexico, 1971
Overtime:	14 vs. Wyoming, 2004 (3 OTs)
Season:	444, 1974
	384, 1980
	370, 1979
	357, 1984
	353, 1976

FEWEST POINTS SCORED

Game:	0 vs. San Diego State, 2003
	0 vs. Brigham Young, 1999
	0 vs. Iowa State, 1999
	0 vs. Utah State, 1995
	0 vs. Rice, 1995
	0 vs. Houston, 1989
	0 vs. San Jose State, 1988
	0 vs. Hawaii, 1983
	0 vs. Brigham Young, 1982
	0 at New Mexico, 1978
	0 at Weber State, 1972
	0 vs. Missouri Southern, 1972
	0 vs. Cal Lutheran, 1969
Season:	149, 1972
	156, 1998
	160, 1999
	176, 1988
	189, 1985

MOST AVERAGE POINTS

Per Game:	34.9, 1980
	34.2, 1974
	31.3, 1970
	30.8, 1979
	30.2, 1975

FEWEST AVERAGE POINTS

Per Game:	13.5, 1972
	14.2, 1998
	14.5, 1999
	16.0, 1988
	18.9, 1985

MOST POINTS SCORED IN LOSING EFFORT

Regulation:	40 vs. New Mexico State (52), 1993
	38 vs. Idaho (48), 1994
Overtime Game:	48 vs. San Jose State (55), 1997
	45 vs. Wyoming (53), 2004

FEWEST POINTS SCORED IN WINNING EFFORT

Game:	10 at Cal State Fullerton (6), 1985
	12 vs. Wyoming (10), 1978
	13 at Cal State Fullerton (0), 1983
	14 vs. Utah State (7), 1985
	15 at Montana (13), 1977

MOST TOUCHDOWNS

Game:	10 vs. New Mexico, 1974
	10 vs. Cal Tech, 1968
	9 vs. Nebraska-Omaha, 1976
	9 vs. Prairie View A&M, 1974
	9 vs. National University of Mexico, 1974
Season:	55, 1974
	52, 1980
	51, 1979
	50, 1976
	48, 1984, 1975

FEWEST TOUCHDOWNS

Season:	19, 1992
	20, 1988
	21, 1998
	23, 1999
	23, 1985

MOST FIELD GOALS MADE

Game:	4 vs. Central Michigan, 1993
	4 vs. Cal State Fullerton, 1992
	4 vs. Fresno State, 1984
	4 vs. Wyoming, 1978
Season:	21, 1994
	20, 2003
	17, 1984
	15, 1987
	13, 1993, 1978

FEWEST FIELD GOALS MADE

Season:	0, 1969
---------	---------

MOST TWO-POINT CONVERSIONS MADE

Game:	3 vs. Cal Tech, 1968
Season:	4, 2000, 1993, 1970, 1968

FEWEST TWO-POINT CONVERSIONS MADE

Season:	0, 2004, 2003, 1999, 1998, 1997, 1996, 1985, 1980, 1978, 1977, 1976
---------	---

MOST SAFETIES

Game:	2 vs. Texas-El Paso, 1980
Season:	3, 1969

FEWEST SAFETIES

Season:	0, last time 2004
---------	-------------------

PENALTIES

MOST PENALTIES (UNLV)

Game:	22 vs. Wyoming, 2004
	19 vs. Utah State, 1985
	18 vs. BYU (at Yokohama, Japan), 1978
	17 vs. Utah State, 1983
	17 vs. BYU, 1980
Season:	138, 1984
	130, 1980
	118, 1978
	115, 1981
	114, 1974

FEWEST PENALTIES (UNLV)

Game:	1 (4 times) last time at Air Force, 2001
	2 (5 times) last time at BYU, 2002
Season:	59, 1998
	68, 1996
	69, 1999
	70, 1968
	74, 2001

MOST YARDS PENALIZED (UNLV)

Game:	185 at Colorado State, 1980
	167 vs. Wyoming, 2004
	160 vs. BYU, 1980
	156 vs. Cal Tech, 1968
	155 vs. BYU (at Yokohama, Japan), 1978
Season:	1,273, 1980
	1,134, 1984
	1,068, 1978
	1,057, 19810
	962, 1983

FEWEST YARDS PENALIZED (UNLV)

Game:	5 at BYU, 2000
	5 vs. San Jose State, 1993
	10 vs. San Jose State, 1992
	11 vs. TCU, 1996
	12 vs. Northern Illinois, 1987
Season:	540, 1991
	571, 1992
	621, 1999
	625, 1968
	633, 1996

MOST PENALTIES (OPPONENT)

Game:	20 vs. Cal State Fullerton, 1982
	17 at Fresno State, 1985
	16 at San Diego State, 1982
	16 at Utah, 1980
	15 vs. Washington State, 1991
	15 vs. Fresno State, 1990
Season:	114, 1982
	109, 1981
	105, 1994
	104, 1983
	101, 1996

FEWEST PENALTIES (OPPONENT)

Game:	0 at Fresno State, 1981
	1 (6 times) last time, vs. Air Force, 2002
Season:	33, 1968
	48, 1999
	52, 1998, 2000
	53, 1971

MOST YARDS PENALIZED (OPPONENT)

Game:	146 vs. Montana, 1976
	144 vs. San Jose State, 1996
	136 vs. Utah State, 1995
	136 vs. Washington State, 1991
	133 vs. Cal State Fullerton, 1983
Season:	964, 1996
	929, 1982
	889, 1972
	873, 1970
	854, 1987

FEWEST YARDS PENALIZED (OPPONENT)

Game:	0 at Fresno State, 1981
	5 vs. Air Force, 2002
	5 vs. Hawaii, 1992
	5 at Pacific, 1988
	7 vs. Utah State, 1990
Season:	302, 1968
	435, 1998
	437, 1999
	486, 2000
	583, 1997



TEAM RECORDS: DEFENSE



MOST TOTAL YARDS ALLOWED

Game: 794 vs. Nevada, Reno, 1993
 721 vs. New Mexico State, 1997
 707 vs. Idaho, 1994
 683 at Northern Illinois, 1995
 670 vs. San Diego State, 1996

Season: 6,516, 1996
 5,879, 1995
 5,495, 1981
 4,999, 1982
 4,870, 1993

FEWEST TOTAL YARDS ALLOWED

Game: 80 at San Francisco, 1968
 114 at Arkansas, 2001
 131 at Cal State Fullerton, 1983
 160 vs. San Diego State, 2001
 161 at Long Beach State, 1986

Season: 1,741, 1968
 2,733, 1973
 2,905, 1971
 2,973, 1969
 3,256, 1970

HIGHEST AVG TOTAL YARDS ALLOWED

Per Play: 7.4, 1996
 7.3, 1995
 6.0, 1981
 5.7 (4 times) last time 1998

Per Game: 543.0, 1996
 534.5, 1995
 457.9, 1981
 454.5, 1982
 442.7, 1993

LOWEST AVERAGE TOTAL YARDS ALLOWED

Per Play: 3.0, 1968
 3.9, 1973
 4.0, 1974
 4.2, 1978
 4.5, 1986, 1972, 1970

Per Game: 193.4, 1968
 248.5, 1978
 290.5, 1971
 297.3, 1969
 304.0, 1978

MOST RUSHING YARDS ALLOWED

Game: 586 at Iowa State, 1995
 551 at Central Michigan, 1994
 459 vs. Air Force, 1996
 459 vs. Northern Illinois, 1987
 456 at Northern Illinois, 1995

Season: 3,228, 1996
 3,059, 1995
 2,573, 1998
 2,513, 1994
 2,368, 1982

FEWEST RUSHING YARDS ALLOWED

Game: -9 at Azusa Pacific, 1968
 -7 at Idaho State, 1970
 8 at Long Beach State, 1986
 12 at San Diego State, 1980
 17 vs. Central Michigan, 1993

Season: 711, 1968
 1,279, 1969
 1,447, 1973
 1,528, 1974
 1,591, 1970

FEWEST AVERAGE RUSHING YARDS ALLOWED

Per Carry: 2.1, 1968
 Per Game: 79.0, 1968

MOST PASSING YARDS ALLOWED

Game: 588 at Nevada, Reno, 1993
 552 at Nevada, Reno, 1995
 493 vs. Houston, 1989
 453 vs. Wyoming, 2002
 429 at New Mexico, 2003

Season: 3,288, 1996
 3,157, 1993
 2,926, 1991
 2,877, 2003
 2,820, 1995

FEWEST PASSING YARDS ALLOWED

Game: 0 vs. Southwestern Louisiana, 1985
 18 vs. Iowa State, 1999
 19 vs. Northeast Louisiana, 1973
 20 vs. New Mexico, 2002
 21 at Rice, 1995
 24 at Northern Illinois, 1987

Season: 1,030, 1968
 1,168, 1971
 1,286, 1973
 1,454, 1978
 1,480, 1972

FEWEST AVERAGE PASSING YARDS ALLOWED

Per Attempt: 4.4, 1968
 Per Completion: 9.9, 1968
 Per Game: 114.4, 1968

MOST INTERCEPTIONS MADE

Game: 6 vs. Santa Clara, 1974
 5 vs. Idaho State, 1984
 5 vs. Utah State, 1983
 5 at San Jose State, 1981
 5 vs. Pacific, 1992
 4, last time at Louisiana Tech, 1993

Season: 23, 1974
 21, 1978
 21, 1970
 20, 1975
 19, 1980, 1971

FEWEST INTERCEPTIONS MADE

Season: 6, 2004
 6, 1996
 6, 1989
 7, 1998
 8, 1994, 1987

MOST SACKS BY

Game: 13 vs. New Mexico State, 1985

Season: 54, 1980
 52, 1979
 44, 1984
 40, 1985
 39, 1994

MOST FIRST DOWNS ALLOWED

Game: 38 at Nevada, Reno, 1995
 38 vs. New Mexico State, 1995
 37 vs. Central Michigan, 1993
 33 vs. Nevada, Reno, 1996
 33 vs. Air Force, 1996
 33 vs. Houston, 1989

Season: 325, 1996
 296, 1995
 274, 1981
 270, 1990
 258, 1999

FEWEST FIRST DOWNS ALLOWED

Game: 5 at Arkansas, 2001
 6 at Cal State Fullerton, 1983
 7 vs. Pacific, 1983
 7 vs. Nevada, Reno, 1974
 8 vs. New Mexico, 2000
 8 vs. Montana State, 1992

Season: 113, 1968
 146, 1969
 156, 1971
 158, 1973
 170, 1970

MOST RUSHING FIRST DOWNS ALLOWED

Game: 25 at Air Force, 1999
 24 at Central Michigan, 1994
 23 at Oregon, 1992
 23 at Wyoming, 1981
 22 (3 times) last time vs. Air Force, 1996

Season: 157, 1996
 155, 1981
 149, 1992
 148, 1999
 141, 1994, 1995

FEWEST RUSHING FIRST DOWNS ALLOWED

Game: 0 at Arkansas, 2001
 0 at San Diego State, 1974
 1 at Long Beach State, 1986
 2 (3 times) last time at Louisiana Tech, 1993

Season: 53, 1968
 60, 1969
 75, 1974
 77, 1983
 78, 1970

MOST PASSING FIRST DOWNS ALLOWED

Game: 31 at Nevada, Reno, 1995
 22 vs. Houston, 1989
 21 at Wyoming, 2001
 21 at Pacific, 1990
 21 at Louisiana Tech, 1990

Season: 149, 1996
 136, 1993
 135, 1993
 132, 1995
 127, 2002

FEWEST PASSING FIRST DOWNS ALLOWED

Game: 0 vs. Southwestern Louisiana, 1985
 1 (8 times) last time vs. New Mexico, 2002

Season: 47, 1971
 50, 1968
 61, 1978
 62, 1970, 1973

MOST FIRST DOWNS BY PENALTY ALLOWED

Game: 8 vs. Long Beach State, 1985
 8 vs. Fresno State, 1984
 7 vs. Wyoming, 2004
 7 vs. Air Force, 1996
 7 vs. Wichita State, 1984

Season: 36, 1984
 30, 1986
 30, 1980
 30, 1970

INDIVIDUAL RECORDS: RUSHING



RUSHING ATTEMPTS

Game:	37, Ickey Woods vs. Long Beach State, 1987 37, Ickey Woods vs. Pacific, 1987 36, Robert Gi at Louisiana Tech, 1993 35, Shannon (McLean) Wilson vs. Arkansas State, 1995 34, Dominique Dorsey vs. Wyoming, 2004 34, Mike Thomas vs. Utah State, 1973
Freshman:	28, James Wofford vs. San Jose State, 1997
Season:	274, Mike Thomas, 1973 259, Ickey Woods, 1987 226, Dominique Dorsey, 2004 218, Joe Haro, 2001 208, Larry Croom, 2003
Freshman:	124, James Wofford, 1997
Career:	519, Dominique Dorsey, 2001-04 501, Kirk Jones, 1983-86 475, Mike Thomas, 1973-74 454, Omar Love, 1992-96 420, Michael Morton, 1978-81

RUSHING YARDS (NET)

Game:	314, Mike Thomas at Santa Clara, 1973 266, Mike Thomas vs. Boise State, 1974 265, Ickey Woods vs. Pacific, 1987 245, Mike Thomas vs. Prairie View A&M, 1974 239, Raymond Strong vs. Weber State, 1977 236, Mike Thomas vs. Wisconsin-Milwaukee, 1973 226, Joe Haro at Wyoming, 2001 222, Larry Croom at Colorado State, 2002 221, Henry Melton vs. New Mexico Highlands, 1974 211, Darin Brightmon vs. Pacific, 1989 208, Ickey Woods at New Mexico State, 1987 221, Henry Melton vs. New Mexico Highlands, 1974
Freshman:	1,741, Mike Thomas, 1973
Season:	1,658, Ickey Woods, 1987 1,408, Mike Thomas, 1974 1,261, Dominique Dorsey, 2004 1,107, Joe Haro, 2001 1,007, Kirk Jones, 1984 1,005, Jeremi Rudolph, 2000 932, Larry Croom, 2003 922, Leon Walker, 1978 907, Raymond Strong, 1976
Freshman:	624, James Wofford, 1997
Career:	3,149, Mike Thomas, 1973-74 2,834, Dominique Dorsey, 2001-04 2,656, Kirk Jones, 1983-86 2,536, Michael Morton, 1978-81 2,013, Joe Haro, 1998-2002 1,932, Omar Love, 1992-1996 1,925, Ickey Woods, 1984-1987 1,861, James Wofford, 1997-2000 1,850, Mack Gilchrist, 1968-1971 1,750, Raymond Strong, 1976-1977

RUSHING YARDS PER ATTEMPT

Game (min. 20 att.):	11.1, Larry Croom at Colorado State, 2002 10.5, Mike Thomas at Santa Clara, 1973 10.4, Raymond Strong vs. Weber State, 1977 10.3, Joe Haro at Wyoming, 2001 9.6, Darin Brightmon vs. Pacific, 1989 9.4, Mike Thomas vs. Wisconsin-Milwaukee, 1973
Season (min. 100 att.):	7.3, Raymond Strong, 1976 7.1, Leon Walker, 1978 7.0, Mike Thomas, 1974 6.5, Kirk Jones, 1984 6.4, Ickey Woods, 1987
Career (min. 150 att.):	6.6, Mike Thomas, 1973-74 6.5, Raymond Strong, 1976-77 6.4, Leon Walker, 1978-79 6.0, Michael Morton, 1978-81 5.9, Ickey Woods, 1987

GAMES RUSHING FOR 100 YARDS OR MORE

Season:	9, Ickey Woods, 1987 9, Mike Thomas, 1973 8, Mike Thomas, 1974 6, Dominique Dorsey, 2004 6, Jeremi Rudolph, 2000
Freshman:	3, Omar Love, 1992
Career:	17, Mike Thomas, 1973-74 11, Dominique Dorsey, 2001-04 10, Kirk Jones, 1983-86 9, Joe Haro, 1998-2002 9, Ickey Woods, 1984-87 9, Michael Morton, 1978-81

GAMES RUSHING FOR 200 YARDS OR MORE

Season:	3, Ickey Woods, 1987 3, Mike Thomas, 1973 2, Mike Thomas, 1974
Freshman:	1, Henry Melton, 1974
Career:	5, Mike Thomas, 1973-74 3, Ickey Woods, 1984-87 2, Raymond Strong, 1976-77

RUSHING TOUCHDOWNS

Game:	4, Mike Thomas vs. Prairie View A&M, 1974 4, Henry Melton vs. New Mexico Highlands, 1974 4, Mike Thomas vs. Wisconsin-Milwaukee, 1973
Freshman:	4, Henry Melton vs. New Mexico Highlands, 1974
Season:	20, Mike Thomas, 1973 17, Mike Thomas, 1974 11, Jason Thomas, 2000 11, Mack Gilchrist, 1969 10, Ickey Woods, 1987
Freshman:	6, Kirk Jones, 1983
Career:	37, Mike Thomas, 1973-74 25, Mack Gilchrist, 1968-71 24, Jason Thomas, 2000-2002 20, Glenn Carano, 1973-76 20, Michael Morton, 1978-81 16, Kirk Jones, 1983-86 15, Ickey Woods, 1984-87 15, Raymond Strong, 1976-77



Ickey Woods



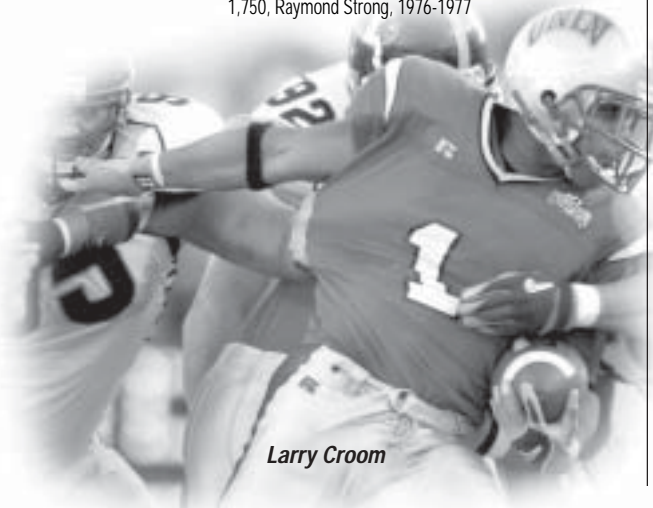
Kirk Jones



Mike Thomas



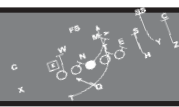
Dominique Dorsey



Larry Croom



INDIVIDUAL RECORDS: PASSING



Randall Cunningham



Jon Denton



Larry Gentry



Glenn Carano

PASS ATTEMPTS

Game: 61, Jon Denton at SJSU, 1996
 57, Sam King at Brigham Young, 1981
 56, Jon Denton at SDSU, 1997
 53, Jon Denton vs. SDSU, 1996
 53, Bob Stockham vs. NMSU, 1993
 52, Sam King at Fresno State, 1981
 50, Jared Brown vs. New Mexico State, 1995
 49, Jared Brown at Central Michigan, 1994
 49, Bob Stockham vs. USL, 1993
 48, Bob Stockham vs. Utah State, 1993

Freshman: 61, Jon Denton at SJSU, 1996
Season: 506, Jon Denton, 1996
 433, Sam King, 1981
 381, Randall Cunningham, 1982
 374, Jon Denton, 1997
 373, Bob Stockham, 1993
 332, Randall Cunningham, 1984
 323, Kurt Nantkes, 2003
 316, Randall Cunningham, 1983
 304, Jared Brown, 1995
 292, Steve Stallworth, 1985
Freshman: 506, Jon Denton, 1996
Career: 1,029, Randall Cunningham, 1982-84
 880, Jon Denton, 1996-97
 669, Jason Thomas, 2000-2002
 644, Derek Stott, 1989-91
 636, Glenn Carano, 1973-76
 625, Sam King, 1979-81
 560, Kurt Nantkes, 2001-04
 548, Steve Stallworth, 1983-86
 513, Jared Brown, 1994-95
 502, Bob Stockham, 1992-93

PASS COMPLETIONS

Game: 33, Jon Denton at SJSU, 1996
 32, Jon Denton vs. Wyoming, 1996
 31, Jon Denton at SDSU, 1997
 31, Sam King at Brigham Young, 1981
 30, Jason Davis vs. Idaho, 1994
 30, Bob Stockham vs. NMSU, 1993
 30, Sam King at Hawaii, 1981
 27, Kurt Nantkes at Nevada, Reno, 2003
 27, Kurt Nantkes vs. Toledo, 2003
 27, Jon Denton vs. San Diego State, 1996
 27, Greg Van Ness at Idaho, 1997

Freshman: 33, Jon Denton at SJSU, 1996
Season: 277, Jon Denton, 1996
 255, Sam King, 1981
 207, Randall Cunningham, 1984
 200, Randall Cunningham, 1982
 199, Jon Denton, 1997
 189, Randall Cunningham, 1983
 179, Bob Stockham, 1993
 167, Kurt Nantkes, 2003
 158, Steve Stallworth, 1985
 148, Glenn Carano, 1976
Freshman: 277, Jon Denton, 1996
Career: 596, Randall Cunningham, 1982-84
 529, Jason Thomas, 2000-2002
 476, Jon Denton, 1996-97
 360, Sam King, 1979-81
 337, Glenn Carano, 1973-76
 335, Derek Stott, 1989-91
 293, Steve Stallworth, 1983-86
 282, Kurt Nantkes, 2001-04
 249, Jared Brown, 1994-95
 236, Bob Stockham, 1992-93

COMPLETION PERCENTAGE

Game (min. 15 att.): .824 (16-19), Jason Vaughan at UNT, 1999
Game (min. 20 att.): .808 (21-26), R. Cunningham vs. Idaho St., 1984
Freshman: .696 (32-46), Jon Denton vs. Wyoming, 1996

Season: .624 (207-332), Randall Cunningham, 1984
 .599 (255-433), Sam King, 1981
 .598 (189-316), Randall Cunningham, 1983
 .566 (128-226), Glenn Carano, 1975
 .566 (95-168), Bill Casey, 1968
Freshman: .547 (277-506), Jon Denton, 1996
Career: .579 (596-1,029), Randall Cunningham, 1982-84
 .576 (360-625), Sam King, 1979-81
 .565 (95-168), Bill Casey, 1968
 .541 (476-880), Jon Denton, 1996-97
 .535 (293-548), Steve Stallworth, 1983-1986

PASSES HAD INTERCEPTED

Game: 6, Bob Stockham vs. Southwestern La., 1993
 6, Richard Williams at Southwestern La., 1987
 5, Derek Stott vs. Utah State, 1991
 5, Larry Gentry at Utah, 1980
 4, Bob Stockham at Utah State, 1992
 4, John Price vs. Houston, 1989
 4, Sam King at BYU, 1981
 4, Glenn Carano vs. Cal Poly SLO, 1976
Freshman: 3, Jon Denton vs. Wisconsin & at SJSU, 1996
Season: 26, Bob Stockham, 1993
 19, Sam King, 1981
 17, Jon Denton, 1997
 17, Jared Brown, 1995
 16, Jon Denton, 1996
 16, Larry Gentry, 1980
Freshman: 16, Jon Denton, 1996
Career: 38, Glenn Carano, 1973-76
 37, Bob Stockham, 1992-93
 33, Jon Denton, 1996-97
 30, Randall Cunningham, 1982-84
 29, Sam King, 1979-81

LOWEST INTERCEPTION PERCENTAGE

Season (min. 100 att.): .0219 (3 in 137 att.), Chad Reed, 1998
 .0231 (4 in 173 att.), Doug Robertson, 1978
 .0253 (8 in 316 att.), Randall Cunningham, 1983
 .0255 (7 in 274 att.), Jason Thomas, 2002
 .0270 (6 in 222 att.), Derek Stott, 1989
 .0276 (7 in 254 att.), Derek Stott, 1990
Freshman: .0316 (16 in 506 att.), Jon Denton, 1996
Career: .0291 (30 in 1,029 att.), R. Cunningham, 1982-84
 .0365 (20 in 548 att.), Steve Stallworth, 1983-86
 .0373 (24 in 644 att.), Derek Stott, 1988-91
 .0375 (33 in 880 att.), Jon Denton, 1996-97
 .0411 (23 in 560 att.), Kurt Nantkes, 2001-04

PASSING YARDS

Game: 503, Jon Denton vs. SDSU, 1996
 486, Jon Denton vs. Wyoming, 1996
 476, Sam King at Texas-El Paso, 1981
 473, Sam King at Brigham Young, 1981
 473, Greg Van Ness at Idaho, 1977
 439, Sam King at Hawaii, 1981
 432, Jon Denton at San Jose State, 1996
 425, Bob Stockham vs. Utah State, 1993
 418, Bob Stockham vs. New Mexico State 1993
 413, Randall Cunningham at Pacific, 1982
 413, Randall Cunningham vs. CS Fullerton, 1982
Freshman: 503, Jon Denton vs. SDSU, 1996
Season: 3,778, Sam King, 1981
 3,591, Jon Denton, 1996
 2,847, Randall Cunningham, 1982
 2,628, Randall Cunningham, 1984
 2,586, Jon Denton, 1997
 2,545, Randall Cunningham, 1983
 2,490, Bob Stockham, 1993
 2,039, Glenn Carano, 1975
 2,024, Glenn Carano, 1976
 1,936, Jason Thomas, 2002

INDIVIDUAL RECORDS: PASSING



Career: 8,020, Randall Cunningham, 1982-84
 6,177, Jon Denton, 1996-97
 5,393, Sam King, 1979-81
 5,095, Glenn Carano, 1973-76
 4,997, Jason Thomas, 2000-02
 4,725, Derek Stott, 1988-91
 3,789, Steve Stallworth, 1983-86
 3,455, Bob Stockham, 1992-93
 3,317, Kurt Nantkes, 2001-04
 2,982, Larry Gentry, 1977-80

PASSING YARDS PER GAME

Season: 314.8, Sam King, 1981
Career: 243.0, Randall Cunningham, 1982-84

PASSING YARDS PER ATTEMPT

Game (15+ att.): 16.06, Carlton Kelley vs. Western Illinois, 1977
Game (25+ att.): 14.42, Sam King at Texas-El Paso, 1981
Season: 9.7, Jim Starkes, 1970
Career: 8.6, Sam King, 1979-81

PASSING YARDS PER COMPLETION

Game (10+ comp.): 24.8, Carlton Kelley vs. Western Illinois, 1977
Game (15+ comp.): 21.6, Glenn Carano vs. Nevada, Reno, 1976
Game (20+ comp.): 20.7, Sam King at Texas-El Paso, 1981
Season: 16.11, Jason Thomas, 2000
Career: 15.53, Larry Gentry, 1977-80

GAMES PASSING FOR 200 YARDS OR MORE

Season: 11, Sam King, 1981
 10, Randall Cunningham, 1982
 9, Jon Denton, 1996
 8, Jon Denton, 1997
 7, Randall Cunningham, 1984
 7, Randall Cunningham, 1983
Freshman: 9, Jon Denton, 1996
Career: 24, Randall Cunningham, 1982-84
 17, Jon Denton, 1996-97
 13, Sam King, 1979-81
 10, Glenn Carano, 1973-76
 9, Derek Stott, 1989-91

GAMES PASSING FOR 300 YARDS OR MORE

Season: 6, Sam King, 1981
 5, Jon Denton, 1996
 4, Jon Denton, 1997
 3, Randall Cunningham, 1984
 3, Randall Cunningham, 1983
Freshman: 5, Jon Denton, 1996
Career: 9, Jon Denton, 1996-97
 7, Randall Cunningham, 1982-84
 7, Sam King, 1979-81
 4, Glenn Carano, 1973-76

TOUCHDOWN PASSES

Game: 5, Jon Denton vs. San Jose State, 1997
 5, Larry Gentry vs. Texas-El Paso, 1980
 4, 13 times, last time Shane Steichen vs. Wyo., 2004
Freshman: 4, Jon Denton vs. SDSU & at SJSU, 1996
Season: 25, Jon Denton, 1996
 24, Randall Cunningham, 1984
 22, Larry Gentry, 1980
 18, Jon Denton, 1997
 18, Randall Cunningham, 1983
 18, Sam King, 1981
 17, Bob Stockham, 1993
Freshman: 25, Jon Denton, 1996
Career: 59, Randall Cunningham, 1982-84
 43, Jon Denton, 1996-97
 37, Glenn Carano, 1973-76
 36, Larry Gentry, 1977-80
 30, Sam King, 1979-81

TOTAL OFFENSE

TOTAL OFFENSIVE ATTEMPTS

Game: 67, Jon Denton at San Jose State, 1996
 65, Jon Denton at San Diego State, 1997
 64, Sam King at Brigham Young, 1981
 59, Jon Denton vs. San Diego State, 1996
 58, Jaren Brown vs. New Mexico State, 1995
Freshman: 67, Jon Denton at San Jose State, 1996
Season: 594, Jon Denton, 1996
 507, Sam King, 1981
 472, Randall Cunningham, 1983
 443, Randall Cunningham, 1984
 438, Jon Denton, 1997
Freshman: 594, Jon Denton, 1996
Career: 1,340, Randall Cunningham, 1982-84
 1,038, Jason Thomas, 2000-02
 1,032, Jon Denton, 1996-97
 913, Glenn Carano, 1973-76
 754, Sam King, 1979-81

TOTAL OFFENSIVE YARDS

Game: 513, Jon Denton vs. San Diego State, 1996
 491, Jon Denton vs. Wyoming, 1996
 468, Sam King at Brigham Young, 1981
 466, R. Cunningham vs. CS Fullerton, 1982
 457, Sam King at Texas-El Paso, 1981
Freshman: 513, Jon Denton vs. San Diego State, 1996
Season: 3,629, Jon Denton, 1996
 3,562, Sam King, 1981
 2,908, Randall Cunningham, 1982
 2,678, Randall Cunningham, 1983
 2,638, Randall Cunningham, 1984
Freshman: 3,629, Jon Denton, 1996
Career: 8,224, Randall Cunningham, 1982-84
 6,525, Jason Thomas, 2000-2002
 6,220, Jon Denton, 1996-97
 5,234, Glenn Carano, 1973-76
 5,231, Sam King, 1979-81

TOTAL OFFENSIVE YARDS PER ATTEMPT

Season: 8.1, Jim Starkes, 1970
Career: 6.7, Sam King, 1979-1981
 6.3, Jason Thomas, 2000-02



Jason Thomas



Derek Stott



UNLV played its final home game at Butcher Memorial Field in 1971.



INDIVIDUAL RECORDS: RECEIVING



Earvin Johnson

PASS RECEPTIONS

- Game:** 23, Randy Gatewood vs. Idaho, 1994
 12, Earvin Johnson at Colorado State, 2002
 12, Jeff Spek at Fresno State, 1981
 11, Nate Turner at San Diego State, 2000
 11, Damon Williams, at USC, 1997
 11, Demond Thompkins at Hawaii, 1992
 10, Earvin Johnson at Nevada, Reno, 2003
 10, Damon Williams, at Fresno State, 1997
 10, Carlos Baker at San Jose State, 1996
 10, David White at Eastern Michigan, 1995
 10, Keenan McCardell vs. Utah State, 1990
 10, Michael McDade at San Jose State, 1983
 10, Darrall Hambrick vs. CSF, 1982
 10, Michael Morton at Brigham Young, 1981
 9, Kirk Jones (RB) vs. Washington State, 1983
- Freshman:** 88, Randy Gatewood, 1994
 79, Michael Morton, 1980
 71, Carlos Baker, 1996
 68, Keenan McCardell, 1990
 68, Jim Sandusky, 1981
 66, Nate Turner, 2000
 62, Demond Thompkins, 1993
 61, Damon Williams, 1997
 60, Earvin Johnson, 2004
 60, Earvin Johnson, 2003
 60, Darral Hambrick, 1982
 55, Michael Morton, 1981
 41, Damon Williams, 1995
 187, Damon Williams, 1995-98
 183, Earvin Johnson, 2001-04
 161, Len Ware, 1996-99
 158, Carlos Baker, 1995-98
 156, Henry Bailey, 1991-94
 155, Michael Morton, 1978-81
 142, Demond Thompkins, 1991-93
 141, Keenan McCardell, 1987-90
 128, Randy Gatewood, 1993-94
 116, Brian Harris, 1975-78
 111, Nate Turner, 1999-2000
 108, Nathaniel Hawkins, 1968-71

PASS RECEPTIONS PER GAME

- Season:** 8.0, Randy Gatewood, 1994
 6.2, Keenan McCardell, 1990
- Freshman:** 3.4, Damon Williams, 1995
- Career:** 6.1, Randy Gatewood, 1993-94
 4.8, Nate Turner, 1999-2000
 4.3, Demond Thompkins, 1991-93
 4.2, Earvin Johnson, 2001-04
 4.1, Greg Brown, 1970-71

PASS RECEPTION YARDS

- Game:** 363, Randy Gatewood vs. Idaho, 1994
 212, Demond Thompkins vs. CSF, 1992
 206, Jeff Spek at Texas-El Paso, 1981
 201, Demond Thompkins at Hawaii, 1992
 200, Len Ware vs. San Diego State, 1996
 197, George Thomas vs. CSF, 1986
 189, Jim Sandusky at Hawaii, 1981
 154, Carlos Baker vs. San Jose State, 1995
- Freshman:** 1,346, Jim Sandusky, 1981
- Season:** 1,203, Randy Gatewood, 1994
 1,068, Demond Thompkins, 1993
 1,060, Darrall Hambrick, 1982
 1,046, Keenan McCardell, 1990
- Freshman:** 628, Len Ware, 1996



Damon Williams



Len Ware



Michael Morton

- Career:** 2,604, Earvin Johnson, 2001-04
 2,558, Damon Williams, 1995-98
 2,515, Henry Bailey, 1991-94
 2,396, Demond Thompkins, 1991-93
 2,189, Keenan McCardell, 1987-90
 2,110, Carlos Baker, 1995-98
 1,946, Len Ware, 1996-pres.
 1,896, Nathaniel Hawkins, 1968-71
 1,832, Randy Gatewood, 1993-94
 1,819, Brian Harris, 1975-78

PASS RECEPTION YARDS PER GAME

- Season:** 112.1, Jim Sandusky, 1981
 109.4, Randy Gatewood, 1994
- Freshman:** 54.1, Henry Bailey, 1991
- Career:** 87.2, Randy Gatewood, 1993-94
 76.4, Sam Greene, 1979-80

PASS RECEPTION YARDS PER CATCH

- Game (min. 5):** 32.83, George Thomas vs. Cal State Fullerton, 1986
- Season (min. 20):** 23.76, George Thomas, 1986
- Career (min. 40):** 19.83, Sam Greene, 1978-80

GAMES WITH 100 OR MORE RECEIVING YARDS

- Season:** 8, Jim Sandusky, 1981
 5, Len Ware, 1997
 5, Damon Williams, 1996
 5, Randy Gatewood, 1994
 5, Darall Hambrick, 1982
 5, Sam Greene, 1979
- Freshman:** 3, Carlos Baker, 1995
- Career:** 8, Earvin Johnson, 2001-04
 8, Len Ware, 1996-99
 8, Randy Gatewood, 1993-94
 8, Jim Sandusky, 1981

GAMES WITH 200 OR MORE RECEIVING YARDS

- Season:** 2, Demond Thompkins, 1992
- Career:** 2, Demond Thompkins, 1991-93

TOUCHDOWN RECEPTIONS

- Game:** 4, Henry Bailey vs. Idaho, 1994
 4, Nathaniel Hawkins vs. New Mexico Highlands, 1971
 3, Keenan McCardell at Oregon State, 1990
 3, Reggie Farmer vs. Utah State, 1983
 3, Sam Greene at San Diego State, 1980
 3, Sam Greene vs. Tennessee State, 1979
- Freshman:** 3, Len Ware at Hawaii, 1996
- Season:** 11, Sam Greene, 1980
 10, Nate Turner, 2000
 10, Henry Bailey, 1994
 9, Tony Gladney, 1984
 9, Reggie Farmer, 1983
 9, Sam Greene, 1979
 8, Earvin Johnson, 2004
 8, Len Ware, 1996
 8, Len Ware, 1996
- Freshman:** 24, Henry Bailey, 1991-94
 21, Sam Greene, 1979-80
 20, Nathaniel Hawkins, 1968-71
 18, George Thomas, 1984-87
 17, Demond Thompkins, 1991-93
 16, Earvin Johnson, 2001-04
 16, Nate Turner, 1999-2000

INDIVIDUAL RECORDS



SCORING

POINTS

Game: 26, Mike Thomas vs. Santa Clara, 1974
24 (6 times) last time Henry Bailey vs. Idaho, 1994

Freshman: 24, Henry Melton vs. New Mexico Highlands, 1974

Season: 128, Mike Thomas, 1973
116, Mike Thomas, 1974
87, Nick Garritano, 1994
86, Dillon Pieffer, 2003
83, Joey DiGiovanna, 1983
83, Steve Buzick, 1973

Freshman: 60, Sergio Aguayo, 2004

Career: 244, Mike Thomas, 1973-74
240, Nick Garritano, 1991-94
231, Dillon Pieffer, 2000-03
193, Joey DiGiovanna, 1983-85
176, Henry Bailey, 1991-94

POINTS (KICKING ONLY)

Game: 15, Dillon Pieffer vs. Hawaii, 2003
15, Nick Garritano vs. CS Fullerton, 1992
13, Nick Garritano vs. Central Michigan, 1994
13, Joey DiGiovanna vs. Fresno State, 1984

Freshman: 11, Sergio Aguayo vs. Nevada, Reno, 2004

Season: 87, Nick Garritano, 1994
86, Dillon Pieffer, 2003
74, Joey DiGiovanna, 1984
72, Jim Cook, 1987
62, Jim Thayer, 1974

Freshman: 60, Sergio Aguayo, 2004

Career: 240, Nick Garritano, 1991-94
231, Dillon Pieffer, 2000-03
193, Joey DiGiovanna, 1983-85
178, Jim Cook, 1986-88
151, Jim Thayer, 1972-74
149, Jim Gaetano, 1977-79

TOUCHDOWNS

Game: 4, Henry Bailey vs. Idaho, 1994
4, Kirk Jones vs. Tennessee Tech, 1985
4, Mike Thomas vs. Prairie View A&M, 1974
4, Mike Thomas vs. Santa Clara, 1974
4, Henry Melton vs. New Mexico Highlands, 1974
4, Mike Thomas vs. Wisconsin-Milwaukee, 1973
4, Nathaniel Hawkins vs. New Mexico Highlands, 1971

Freshman: 4, Henry Melton vs. New Mexico Highlands, 1974

Season: 21, Mike Thomas, 1973
19, Mike Thomas, 1974
12, Henry Bailey, 1994
12, Ray Crouse, 1981
12, Mack Gilchrist, 1968

Freshman: 8, Len Ware, 1996

Career: 40, Mike Thomas, 1973-74
29, Henry Bailey, 1991-94
29, Michael Morton, 1979-81
24, Jason Thomas, 2000-02
22, Sam Greene, 1979-80

KICKING

FIELD GOALS

Game: 4, Dillon Pieffer vs. Hawaii, 2003
4, Nick Garritano vs. Central Michigan, 1993
4, Nick Garritano vs. CSF, 1992
4, Joey DiGiovanna vs. Fresno State, 1984

Freshman: 2, Sergio Aguayo vs. UNR & at New Mexico, 2004
2, Dillon Pieffer at Hawaii, 2000
2, Nick Garritano vs. LBSU & at CSUF, 1991

Season: 21 (26 att.), Nick Garritano, 1994
20 (25 att.), Dillon Pieffer, 2003
16 (20 att.), Joey DiGiovanna, 1984
15 (17 att.), Jim Cook, 1987
13 (17 att.), Nick Garritano, 1993

Freshman: 11 (15 att.), Sergio Aguayo, 2004

Career: 53 (73 att.), Nick Garritano, 1991-94
40 (57 att.), Dillon Pieffer, 2000-03
38 (53 att.), Jim Cook, 1986-88
34 (50 att.), Joey DiGiovanna, 1983-85
19 (31 att.), Jim Gaetano, 1977-79

Consecutive: 14, Jim Cook, 1987
13, Nick Garritano, 1994

FIELD GOAL PERCENTAGE

Season (min. 10 att.): .882 (15-17), Jim Cook, 1987
.846 (11-13), Jim Cook, 1986
.808 (21-26), Nick Garritano, 1994
.800 (20-25), Dillon Pieffer, 2003
.800 (16-20), Joey DiGiovanna, 1984
.800 (8-10), Todd Peterson, 1980

Freshman: .857 (6-7), Dillon Pieffer, 2000

Career (min. 20 att.): .786 (53-73), Nick Garritano, 1991-94
.717 (38-53), Jim Cook, 1986-88
.702 (40-57), Dillon Pieffer, 2000-03
.680 (34-50), Joey DiGiovanna, 1983-85
.613 (19-31), Jim Gaetano, 1977-79

EXTRA POINTS (PATs)

Season: 50 (52 att.), Jim Thayer, 1974
47 (48 att.), Sonny LeJeune, 1976
38 (44 att.), Joey DiGiovanna, 1985
38 (46 att.), Keith Reardon, 1980
36 (37 att.), Jim Gaetano, 1978

Freshman: 27 (27 att.), Sergio Aguayo, 2004

Career: 111 (117 att.), Dillon Pieffer, 2000-03
103 (107 att.), Jim Thayer, 1972-74
92 (98 att.), Jim Gaetano, 1977-79
85 (92 att.), Joey DiGiovanna, 1983-85
81 (87 att.), Nick Cook, 1991-94

Consecutive: 45, Dillon Pieffer, 2001-02
45, Jim Cook, 1986-88
39, Sonny LeJeune, 1976
38, Nick Garritano, 1993-94

EXTRA POINT PERCENTAGE

Season: 1.000 (27-27), Sergio Aguayo, 2004
1.000 (27-27), Jim Cook, 1987
.979 (47-48), Sonny LeJeune, 1976
.974 (37-38), Jim Thayer, 1973
.973 (36-37), Jim Gaetano, 1977

Freshman: 1.000 (27-27), Sergio Aguayo, 2004

Career (Min. 50 att.): .969 (63-65), Jim Cook, 1986-88
.963 (103-107), Jim Thayer, 1972-74
.949 (111-117), Dillon Pieffer, 2000-03
.939 (92-98), Jim Gaetano, 1977-79
.931 (81-87), Nick Garritano, 1991-94

PUNTING

ATTEMPTS

Game: 13, Joe Kristosik at BYU, 1998
13, Tony Rhynes at Baylor, 1988
12, Gary Cook at BYU, 2004
11 (4 times), last time Gary Cook vs. Hawaii, 2003

Freshman: 8, Joe Kristosik vs. Northern Illinois, 1995

Season: 83, Gary Cook, 2003
76, Joe Kristosik, 1998
72, Steve Gortz, 1978
69, Brad Faunce, 1994
69, Jim DiFiore, 1972

Freshman: 57, Joe Kristosik, 1995

Career: 281, Gary Cook, 2001-04
232, Jim DiFiore, 1970-73
226, Joe Kristosik, 1995-98
178, Tony Rhynes, 1987-89



Nick Garritano



Jim Cook



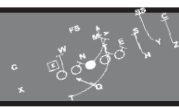
Henry Melton



Gary Cook



INDIVIDUAL RECORDS



PUNTING AVERAGE

Game (min. 3 att.): 58.0 (3 att.), R. Cunningham vs. UNR, 1983
 55.7 (3 att.), Gary Cook vs. UNR, 2004
 55.5, Jim DiFiore vs. CS Los Angeles, 1973
 54.0 (6 att.), R. Cunningham vs. Hawaii, 1983
 54.0 (7 att.), Brian Parvin at Hawaii, 1992
 53.4 (7 att.), R. Cunningham at CSU, 1982

Freshman: 47.0 (4 att.), Joe Kristosik vs. Utah State, 1995

Season: 47.5 (59 att.), Randall Cunningham, 1984
 46.3 (57 att.), Brian Parvin, 1992
 46.2 (76 att.), Joe Kristosik, 1998
 45.7 (27 att.), Randall Cunningham, 1982
 45.4 (65 att.), Ray Cheetany, 1999

Freshman: 39.8 (57 att.), Joe Kristosik, 1995

Career: 45.6 (142 att.), Randall Cunningham, 1982-84
 44.3 (105 att.), Brian Parvin, 1991-92
 43.4 (129 att.), Ray Cheetany, 1999-2000
 42.7 (130 att.), Brad Faunce, 1993-94
 42.4 (178 att.), Tony Rhynes, 1987-89

RETURNS

PUNT RETURNS

Season: 29, Keenan McCardell, 1988
 26, Greg Brown, 1970
25, Tremayne Kirkland, 2003
 25, David Hollis, 1986
 24, Tony Lewis, 1985
 23, Troy Mason, 2000

Freshman: **25, Tremayne Kirkland, 2003**

Career: 62, Troy Mason, 1999-2002
 41, Troy Mason, 1999-2002
 36, Henry Vereen, 1975-78
 35, Tony Lewis, 1981, 83-85
 35, Greg Brown, 1970-71

PUNT RETURN YARDS

Game: 163, Greg Brown, National U. of Mexico, 1971

Season: 378, Troy Mason, 2000
 324, Steve Haggerty, 1974
314, Tremayne Kirkland, 2003
 288, Greg Brown, 1970
 282, David Hollis, 1986

Freshman: 314, Tremayne Kirkland, 2003

Career: 783, Troy Mason, 1999-2002
 558, Greg Brown, 1970-71
 385, David Hollis, 1983-86
 366, Henry Bailey, 1991-94
 359, Hunkie Cooper, 1990-91

PUNT RETURN AVERAGE

Season (min. 10): 16.4, Troy Mason, 2000
 16.2, Steve Haggerty, 1974
 15.1, Marlon Beavers, 1975
 14.6, Henry Bailey, 1992
 12.9, Troy Mason, 2001

Freshman: **12.6, Tremayne Kirkland, 2003**

Career (min. 20): 15.9, Greg Brown, 1970-71
12.6, Tremayne Kirkland, 2003-SA
 12.6, Troy Mason, 1999-2002
 11.6, Hunkie Cooper, 1990-91
 11.3, David Hollis, 1983-86

KICKOFF RETURNS

Game: 7, Henry Bailey vs. San Jose State, 1992

Season: 36, Henry Vereen, 1975
 35, Hunkie Cooper, 1990
 34, Henry Bailey, 1992
 30, Duane "Toy Train" James, 1998
 24, Keyvan Jenkins, 1979

Freshman: 36, Henry Vereen, 1975

Career: 94, Henry Vereen, 1975-78
 75, Henry Bailey, 1991-94
 72, Keyvan Jenkins, 1979-83
 53, Dominique Dorsey, 2001-04
 50, Hunkie Cooper, 1990-91

KICKOFF RETURN YARDS

Game: 149, Henry Bailey at Hawaii, 1992

Season: 824, Henry Vereen, 1975
 817, Henry Bailey, 1992
 749, Duane "Toy Train" James, 1998
 702, Hunkie Cooper, 1990
 628, Henry Vereen, 1976

Freshman: 824, Henry Vereen, 1975

Career: 2,265, Henry Vereen, 1975-78
 1,774, Henry Bailey, 1991-94
 1,561, Keyvan Jenkins, 1979-80, 82-83
 1,242, Dominique Dorsey, 2001-04
 1,149, Duane "Toy Train" James, 1998-99

KICKOFF RETURN AVERAGE

Season (min. 10): 34.6, Dominique Dorsey, 2001
 31.4, Henry Vereen, 1976
 27.6, Demond Thompkins, 1993
 25.4, Henry Bailey, 1994
 25.0, Waymon Alridge, 1982

Freshman: 34.6, Dominique Dorsey, 2001

Career (min. 20): 24.4, Duane "Toy Train" James, 1998-99
 24.3, Len Ware, 1996-99
 24.1, Henry Vereen, 1975-78
 23.8, Demond Thompkins, 1991-93
 23.7, Henry Bailey, 1991-94
 23.4, Dominique Dorsey, 2001-04

LONG PLAYS

RUSH

89, Darin Brightmon vs. New Mexico State, 1989 (TD)
 87, Henry Melton vs. New Mexico Highlands, 1974 (TD)
 86, Keyvan Jenkins at Fresno State, 1983 (TD)
 85, Mike Thomas vs. Boise State, 1974 (TD)
 83, Mike Thomas, 1973
 83, Steve Matousek, 1973
 82, Keyvan Jenkins vs. New Mexico, 1981 (TD)
 80, Ray Strong at UNR, 1977 (TD)
 77, Michael Morton at Colorado State, 1980 (TD)
 75, Vic Moore, 1975

Freshman: 87, Henry Melton vs. New Mexico Highlands, 1974 (TD)

PASS

87, Carlton Kelley to Henry Vereen vs. NAU, 1977 (TD)
 82, Jon Denton to Len Ware at Air Force, 1997 (TD)
 82, Jon Denton to Len Ware vs. SDSU, 1996 (TD)
 82, Don Kennedy to Nate Hawkins vs. UNR, 1970 (TD)
 81, D. Robertson to Brian Harris at BYU, 1978 (TD)
 80, Jon Denton to Todd Floyd at TCU, 1996 (TD)
 80, C. Price to Mike Reddick vs. Ohio, 1988 (TD)
 80, Eugene Bowen to George Thomas vs. CSUF, 1986 (TD)
 80, Sam King to Sam Greene vs. UNM, 1979 (TD)
 80, Dan Arana to Nathaniel Hawkins, 1971
 80, Bill Casey to Steve Buzick vs. Azusa Pacific, 1968 (TD)

Freshman: 82, Jon Denton to Len Ware (both freshmen) vs. San Diego State, 1996 (TD)

FIELD GOAL

54, Nick Garritano vs. Nevada, Reno, 1994
 54, Nick Garritano vs. San Jose State, 1994
 54, Jim Cook at Nebraska, 1988
 53, Jim Cook at Nebraska, 1988
 53, Jim Cook vs. Ohio, 1988
 52, Nick Garritano at Tulsa, 1994
 52, Nick Garritano at Central Michigan, 1994
 51, Nick Garritano vs. San Jose State, 1994
 50, Dillon Pieffer, at New Mexico, 2003
 50, Jim Cook vs. Pacific, 1987

Freshman: 42, Nick Garritano vs. Long Beach State, 1991

PUNT

91, Brad Faunce vs. Nevada, Reno, 1994
 78, Jim DiFiore vs. Cal State Los Angeles, 1972
 76, Gary Cook vs. Nevada, Reno, 2004
 75, Bob Hulberg vs. Southwestern Louisiana, 1985
 73, Randall Cunningham vs. Nevada, Reno, 1983
 73, Randall Cunningham vs. Hawaii, 1983
 72, Randall Cunningham vs. SMU, 1984
 71, Tony Rhynes vs. New Mexico State, 1988
 70, Randall Cunningham vs. Cal State Fullerton, 1984
 69, Joe Kristosik vs. New Mexico State, 1995
 69, Brian Parvin vs. UTEP, 1992

Freshman: 69, Joe Kristosik vs. New Mexico State, 1995

INTERCEPTION RETURN

100, Pat Medchill vs. Southern Utah State, 1970 (TD)
 98, Marlon Beavers at Northern Arizona, 1974 (TD)
 96, Rodney Mazion at New Mexico, 1991 (TD)
 93, Mark Green at Hawaii, 1973 (TD)
 92, David Hollis vs. New Mexico State, 1985 (TD)

Freshman: 96, Rodney Mazion at New Mexico, 1991 (TD)

FUMBLE RETURN

100, Kevin Thomas at Baylor, 1999 (TD)
 84, Amar Brisco at Wyoming, 1997
 81, Jamaal Wynn at San Diego State, 2002 (TD)
 67, Scott Patton at Wyoming, 1997 (TD)
 65, Jermaine Webster at TCU, 1996
 61, Joe Miklos at New Mexico, 2003 (TD)
 58, Keith Washington vs. UTEP, 1992 (TD)

Freshman: None for positive yardage since 1992 rule change

PUNT RETURN

86, Greg Brown vs. Oregon Tech, 1970 (TD)
 84, Troy Mason vs. New Mexico, 2000 (TD)
 84, Gary Van Houten vs. Prairie View A&M, 1974
 82, Larry Wright, 1971
 78, Duane "Toy Train" James vs. UNR, 1998

75, Tremayne Kirkland at New Mexico, 2003


Freshman: 78, Duane "Toy Train" James vs. UNR, 1998

KICKOFF RETURN


99, Ken Bowles vs. Cal Poly San Luis Obispo, 1976 (TD)
 97, Len Ware vs. Utah, 1999 (TD)
 87, Vince McGowens vs. Northern Illinois, 1989 (TD)
 87, Dominique Dorsey vs. Northwestern, 2001
 83, Thomas Bywaters vs. Northern Arizona, 1973
 82, Henry Bailey vs. Montana State, 1992 (TD)
 82, Henry Vereen, 1975

Freshman: 87, Dominique Dorsey vs. Northwestern, 2001

Kevin Thomas



Randy Black



INDIVIDUAL RECORDS: DEFENSE



TACKLES

Game: 22, Quincy Sanders at Air Force, 1999
Season: 147, Scott Patton, 1997
 137, Jason Medlock, 1993
 133, Adam Seward, 2002
 132, Kirk Dodge, 1983
 131, Tom Polley, 1984
 122, Mike Walker, 1980
 121, Adam Seward, 2004
 119, Adam Seward, 2003
 119, James Sunia, 1999
 119, Doc Wise, 1989
 115, James Sunia, 1998
 115, Keith Clough, 1994
Freshman: 115, James Sunia, 1998
Career: 433, Adam Seward, 2001-04
 294, Randy Black, 1997-2000
 293, Ryan Claridge, 2000-04
 289, Darnell Pickens, 1984-87
 280, Jamaal Brimmer, 2001-04
 280, Doc Wise, 1986-89
 277, Greg Gales, 1996-98
 276, Jason Davis, 1991-94
 272, Harvey Allen, 1982-85
 270, Quincy Sanders, 1995-99

SACKS

Game: 7, Daryl Knox vs. New Mexico State, 1985
 5, Mark Byers at Utah State, 1994
Season: 4, Anton Palepoi vs. Wyoming, 2000
 20.5, Mark Byers, 1994
 20, Daryl Knox, 1984
 11, Ken Mitchell, 1971
 10, Todd Liebenstein, 1980
 10, Craig Silverman, 1979
 9, Ryan Claridge, 2004
 8, Anton Palepoi, 2000
 7.5, Marion "Suge" Knight, 1986
 7, Talance Sawyer, 1997
 7, Ike Freeman, 1987
 7, John Foster, 1989
Freshman: 5, "Doc" Wise, 1986
Career: 28, Daryl Knox, 1984-85
 22, Todd Liebenstein, 1978-81
 20.5, Mark Byers, 1993-94
 20, Phil O'Neill, 1978-80
 18.5, Ryan Claridge, 2000-04
 15.5, Talance Sawyer, 1995-98

FUMBLES FORCED

Season: 7, Bruce Gray, 1970
 6, Ryan Claridge, 2001
 5, Doug Smith, 1979
 4, last time: Joe Miklos, 2004
Career: 10, Ryan Claridge (2000-04)
 9, Jamaal Brimmer (2001-04)
 7, Joe Miklos (2002-SA)
 7, Doc Wise (1986-89)
 7, Bruce Gray (1968,69,71)
 6, Jerrad Pierucci (1996-1999)
 6, Marvin Robinson (1992-95)

FUMBLE RECOVERIES

Season: 7, Mike Otto, 1974
 6, Keith London, 1984
 5, John Andrews, 2003
 5, Mike Johnson, 1979
 4, last time Shanga Wilson, 2001
Career: 9, Jody Reinhoehl (1987-90)
 8, Mike Johnson (1978-81)
 7, Mike Otto (1974-1975)
 6, last time: Jamaal Brimmer (2001-04)

FUMBLES RETURNED FOR A TOUCHDOWN

Game: 1, last time: Joe Miklos vs. Colorado State, 2003
Season: 2, Joe Miklos, 2003
Career: 2, Joe Miklos, 2002-SA
 2, Kevin Thomas, 1998-2001
 2, Keith Washington, 1991-94 (includes 1 bowl game)

INTERCEPTIONS

Game: 3, Ed Saignes vs. Idaho State, 1984
 2, last time Jamaal Brimmer at Wisconsin, 2003
Freshman: 2, Marlon Beavers vs. Boise State, 1973
Season: 7, Kevin Thomas, 2001
 6, Jamaal Brimmer, 2003
 6, Alvin Horn, 1986
 6, Aaron Mitchell, 1978
 6, Marlon Beavers, 1976
Freshman: 4, Marlon Beavers, 1973
Career: 17, Marlon Beavers, 1973-76
 14, Kevin Thomas, 1998-2001
 14, Charles Jarvis, 1978-81
 11, David Hollis, 1983-86
 11, Patt Medchill, 1970-72

INTERCEPTION YARDS

Game: 107 (2 int.), Marlon Beavers at N. Arizona, 1974
Freshman: 96 (1 int.), Rodney Mazion at New Mexico, 1991
Season: 213 (7 int.), Kevin Thomas, 2001
 186 (6 int.), Jamaal Brimmer, 2003
 164 (5 int.), Marlon Beavers, 1974
 160 (4 int.), Patt Medchill, 1970
 139 (3 int.), C. Jones, 1976
 124 (5 int.), Patt Medchill, 1971
Freshman: 98 (4 int.), Marlon Beavers, 1973
Career: 373 (11 int.), Patt Medchill, 1970-72
 367 (17 int.), Marlon Beavers, 1973-76
 327 (14 int.), Kevin Thomas, 1998-2001
 211 (14 int.), Charles Jarvis, 1978-81
 210 (7 int.) Jamaal Brimmer, 2001-04

INTERCEPTIONS RETURNED FOR TOUCHDOWN

Game: 1, last time: Jamaal Brimmer at New Mexico, 2003
Season: 3, Kevin Thomas, 2001
Career: 4, Kevin Thomas, 1998-2001

PASS BREAKUPS

Season: 24, Kevin Thomas, 1999
 20, Anthony Blue, 1984
 16, Kevin Thomas, 2000
 16, Rodney Mazion, 1993
 15, Don Odegard, 1989
 13, Clarence Mack, 1991
 13, Gerald Robinson, 1989
 12, David Hollis, 1986
 12, Aaron Mitchell, 1977
Freshman: 8, Randy Black, 1997
Career: 55, Kevin Thomas, 1998-2001
 27, Randy Black, 1997-2000
 27, Anthony Blue, 1983-86
 26, Rodney Mazion, 1991-94
 21, Amar Brisco, 1995-2000
 21, Carlton Johnson, 1989-91
 21, Charles Dimry, 1984-87
 21, David Hollis, 1983-86

DEFENSIVE TOUCHDOWNS

Game: 1, last time: Joe Miklos vs. Colorado State, 2003 (45 yd Fum Ret)
Season: 3, Kevin Thomas, 2001 (3 INT)
Career: 6, Kevin Thomas, 1998-2001 (4 INT, 2 fumbles)



Scott Patton



Mark Byers



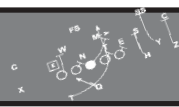
Quincy Sanders



Marlon Beavers



INDIVIDUAL STREAKS



Jared Brown



Sam "Disco Kid" Greene



Dillon Pieffer



Bobby Stockham

CONSECUTIVE GAMES PLAYED

- 46 Adam Seward, (LB) 2001-04
- 46 Gary Cook, (P) 2001-04
- 46 Kevin Thomas, (CB) 1998-2001
- 46 Darin Lovat, (OL/LS) 1993-96

CONSECUTIVE GAMES STARTED

- 46 Gary Cook, (P) 2001-04
- 46 Kevin Thomas (CB) 1998-2001

CONSECUTIVE STARTS BY A QUARTERBACK

- 34 Randall Cunningham, 1982-84

CONSECUTIVE 100-YARD RUSHING GAMES

- 7 Ickey Woods, 1987
- Mike Thomas, 1973
- 4 Jeremi Rudolph, 2000
- Kirk Jones, 1984
- Mike Thomas, 1974

CONSECUTIVE 200-YARD RUSHING GAMES

- 3 Ickey Woods, 1987
- Mike Thomas, 1973
- 2 Mike Thomas, 1974
- Mike Thomas, 1973

CONSECUTIVE 100-YARD RECEIVING GAMES

- 4 Randy Gatewood, 1993-94
(Totaled 718 yards during streak)

CONSECUTIVE 100-YARD RECEIVING GAMES, SAME SEASON

- 3 Len Ware, 1997
- Randy Gatewood, 1994
- Jim Sandusky, 1981 (Twice)
- Sam Greene, 1979

CONSECUTIVE 200-YARD PASSING GAMES

- 11 Jon Denton, 1996-97
- Sam King, 1981

CONSECUTIVE 300-YARD PASSING GAMES

- 3 Jon Denton, 1996
(382 at TCU, 503 vs. SDSU, 432 at SJSU)

CONSECUTIVE 400-YARD PASSING GAMES

- 2 Jon Denton, 1996
(503 vs. SDSU, 432 at SJSU)
- Bob Stockham, 1993
(425 vs. Utah State, 418 vs. NMSU)

CONSECUTIVE GAMES SCORING A POINT

- 30 Jim Cook, (PK) 1986-88

CONSECUTIVE GAMES SCORING A TOUCHDOWN

- 7 Mike Thomas (RB), 1974

CONSECUTIVE GAMES CATCHING A TOUCHDOWN

- 5 Sam Greene (WR), 1980

CONSECUTIVE GAMES THROWING FOR A TOUCHDOWN

- 19 Jon Denton, 1996-97
(Sat out two games during streak)

CONSECUTIVE PASS ATTEMPTS WITHOUT AN INTERCEPTION

- 109 Jared Brown, 1994
(Began Rebel career with streak)

CONSECUTIVE PASS COMPLETIONS

- 12 Jon Denton, vs. Wyoming 1996
(Began game with streak, ended 32-46)

CONSECUTIVE GAMES COMPLETING A PASS

- 35 Glenn Carano, 1974-76

CONSECUTIVE GAMES CATCHING A PASS

- 41 Earvin Johnson, (WR) 2001-04
(Began fourth game of freshman season)
- 39 Damon Williams, (WR) 1995-98
(Ended sixth game of senior season)

CONSECUTIVE GAMES INTERCEPTING A PASS

- 3 Kevin Thomas, (CB) 2001
- Marlon Beavers, (DB) 1976

CONSECUTIVE GAMES SCORING A DEFENSIVE TOUCHDOWN

- 2 Kevin Thomas, (CB) 2001
(INT at Wyoming and INT vs. Utah)
- Kevin Thomas, (CB) 1999
(INT at North Texas and FUMBLE RET at Baylor)

CONSECUTIVE GAMES WITH A TACKLE

- 46 Adam Seward, (LB) 2001-04
- 43 Randy Black, (DB/LB) 1997-00
(The three games of 46-game career without a tackle were missed because of injury)

CONSECUTIVE EXTRA-POINT CONVERSIONS

- 45 Dillon Pieffer, 2001-02
- 45 Jim Cook, 1986-88

CONSECUTIVE FIELD GOALS MADE

- 14 Jim Cook, 1987

CONSECUTIVE GAMES MAKING A FIELD GOAL

- 12 Nick Garritano, 1994

CONSECUTIVE GAMES WITH 40-YARD PUNTING AVERAGE

- 13 Brian Parvin, 1991-92
- Randall Cunningham, 1983-84



**Consecutive Catch King
Earvin Johnson**

Pushed into service early as a true freshman, Earvin Johnson caught his first collegiate pass vs. Northwestern. After getting shut out the next week, he caught one pass for 21 yards vs. BYU. It was the fourth game of his UNLV career. Over the next four seasons, EJ would catch at least one ball in every game he played as he eventually broke Damon Williams' Rebel record for consecutive games catching at least one pass and then added one more to finish with a 41-game streak.

OUTSTANDING PERFORMANCES



RUSHING

(32 players have rushed for more than 128 yards, 78 times)

Player, Opponent, Year	No-Yds
Mike Thomas, Santa Clara, 1973	30-314
Mike Thomas, Boise State, 1974	33-266
Ickey Woods, Pacific, 1987	37-265
Mike Thomas, Prairie View A&M, 1974	19-245
Raymond Strong, Weber State, 1977	23-239
Mike Thomas, Wisconsin-Milwaukee, 1973	25-236
Joe Haro, Wyoming, 2001	22-226
Larry Croom, Colorado State, 2002	20-222
Henry Melton, New Mexico Highlands, 1974	18-221
Darin Brightmon, Pacific, 1989	22-211
Ickey Woods, New Mexico State, 1987	28-208
Raymond Strong, Nevada, Reno, 1976	10-204
Mike Thomas, Northern Arizona, 1973	29-204
Shannon Wilson, Arkansas State, 1995	35-200
Ickey Woods, Long Beach State, 1987	37-200
Ickey Woods, San Jose State, 1987	25-197
Tommy Jackson, Pacific, 1988	33-192
Dominique Dorsey, Utah State, 2004	18-189
Shannon Wilson, Texas-El Paso, 1992	30-187
Ickey Woods, Northern Illinois, 1987	35-186
James Wofford, Wyoming, 1998	28-184
Darin Brightmon, New Mexico State, 1989	11-183
Mike Thomas, Cal State Los Angeles, 1973	28-183
Dominique Dorsey, Wyoming, 2004	34-181
Dominique Dorsey, Utah, 2004	24-179
Leon Walker, Texas-El Paso, 1978	16-179
Tony Burton, North Texas, 1995	29-177
James Wofford, San Jose State, 1997	28-170
Michael Morton, New Mexico, 1981	23-167
Hunkie Cooper, Oregon State, 1991	18-165
Tommy Jackson, Ohio U., 1988	26-164
Michael Morton, Tennessee State, 1979	17-161
DeJohn Branch, Nevada, Reno, 1994	26-161
Jeremi Rudolph, Hawaii, 2000	26-159
Shannon Wilson, Nevada, Reno, 1992	29-159
Tommy Jackson, New Mexico State, 1988	25-158
Mike Thomas, Santa Clara, 1974	18-157
Mike Thomas, Hawaii, 1974	21-156
Darall Moore, Montana, 1975	29-155
Dahrin Footman, Nevada, Reno, 1998	13-154
Keyvan Jenkins, Fresno State, 1983	13-153
Michael Morton, New Mexico, 1979	18-152
Raymond Strong, Nevada, Reno, 1977	18-151
Jeremi Rudolph, Wyoming, 1999	32-149
Mike Thomas, NE Louisiana, 1973	17-149
Mike Thomas, Boise State, 1973	31-148
Mack Gilchrist, UC Riverside, 1970	27-147
Larry Croom, Wyoming, 2003	20-146
Joe Haro, Colorado State, 2001	30-146
Michael Morton, New Mexico, 1980	9-146
Michael Morton, Brigham Young, 1978	27-145
Larry Hodges, St. Mary's, 1968	24-144
Omar Love, San Jose State, 1992	20-144
Kyle Toomer, Long Beach State, 1989	20-143
Rod Emery, Long Beach State, 1986	28-143
Dominique Dorsey, Nevada, Reno, 2004	21-141
Mike Thomas, Montana, 1974	31-141
Kevin Brown, Hawaii, 2000	19-139
James Wofford, Ole Miss, 2000	10-138
Tony Burton, Nevada, Reno, 1995	15-137
Mike Thomas, Utah State, 1973	34-137
Matt Wills, New Mexico State, 1991	22-137
Joe Haro, San Diego State, 2001	23-136
Leon Walker, Idaho, 1978	8-136
Mack Gilchrist, Hawaii, 1970	29-136
Mike Thomas, Weber State, 1974	26-135
Kevin Brown, Colorado State, 2000	17-134
Robert Gi, Louisiana Tech, 1993	36-134
Michael Morton, Fresno State, 1981	15-133
Kirk Jones, Long Beach State, 1984	16-133
Marvin Eastman, Pacific, 1990	21-132
Joe Haro, Arkansas, 2001	24-131
Hunkie Cooper, Pacific, 1990	12-131
Michael Morton, Colorado State, 1980	11-130
Kirk Jones, Tennessee Tech, 1985	17-129
Raymond Strong, Cal Poly SLO, 1976	16-129
Larry Croom, Kansas, 2003	15-128
Derek Black, Cal State Fullerton, 1991	25-128

RECEIVING

(30 players had 120 or more yards receiving, 76 times)

Player, Opponent, Year	No-Yds
Randy Gatewood, Idaho, 1994	#23-363
Demond Thompkins, Cal State Fullerton, 1992	9-212
Jeff Spek, Texas-El Paso, 1981	8-206
Demond Thompkins, Hawaii, 1992	11-201
Len Ware, San Diego State, 1996	7-200
George Thomas, Cal State Fullerton, 1986	6-197
Jim Sandusky, Hawaii, 1981	9-189
Demond Thompkins, San Jose State, 1993	9-188
Demond Thompkins, Utah State, 1993	9-185
Henry Vereen, Idaho, 1977	7-181
Waymon Aldridge, Cal State Fullerton, 1982	9-181
Jeff Spek, Fresno State, 1981	12-181
Darrall Hambrick, Pacific, 1982	8-178
Michael Johnson, Northwestern, 2001	8-174
Nathaniel Hawkins, Idaho State, 1970	7-173
Henry Vereen, Northern Arizona, 1977	4-172
Carlos Baker, San Jose State, 1996	10-168
Sam Greene, Utah, 1980	8-168
Damon Williams, Wyoming, 1996	9-167
Damon Williams, Southern California, 1997	11-165
Greg Brown, Idaho State, 1970	8-163
George Thomas, New Mexico State, 1986	6-161
Jim Sandusky, Brigham Young, 1981	8-161
Darall Hambrick, Cal State Fullerton, 1982	10-160
Henry Bailey, Idaho, 1994	9-159
Nate Turner, San Jose State, 2000	11-158
John Ma'ae, Pacific, 1990	9-158
Keenan McCardell, Long Beach State, 1989	7-157
Mike Haverty, South Dakota, 1976	8-156
Carlos Baker, San Jose State, 1995	7-154
Rickie Wills, Tulsa, 1988	3-154
Brian Harris, Nebraska-Omaha, 1976	8-154
Henry Bailey, San Jose State, 1992	6-151
Henry Bailey, Cal State Fullerton, 1991	4-151
Len Ware, San Jose State, 1997	7-150
Jim Sandusky, Long Beach State, 1981	7-149
Michael Morton, Brigham Young, 1981	10-146
Earvin Johnson, New Mexico, 2004	6-144
Brian Harris, Weber State, 1976	7-144
Keenan McCardell, Houston, 1990	8-144
Earvin Johnson, New Mexico, 2002	8-141
Nate Turner, Iowa State, 2000	6-140
Keenan McCardell, Nevada, Reno, 1989	6-137
Keenan McCardell, Utah State, 1990	10-137
Len Ware, Northwestern, 1998	8-136
Sam Greene, Wyoming, 1979	5-135
Sam Greene, San Diego State, 1980	7-135
Jim Sandusky, West Texas State, 1981	6-134
Randy Gatewood, Utah State, 1993	9-134
Earvin Johnson, Colorado State, 2002	12-132
Damon Williams, Fresno State, 1996	5-132
Greg Brown, Santa Clara, 1971	6-132
Keenan McCardell, San Jose State, 1989	8-131
Sam Greene, New Mexico, 1979	4-130
Kurt Schnabel, Nebraska-Omaha, 1975	5-130
Reggie Farmer, Utah State, 1983	6-130
Randy Gatewood, New Mexico State, 1993	7-130
Henry Bailey, Oregon, 1992	5-129
Michael Morton, Utah, 1981	6-129
Raymond Strong, Idaho, 1979	5-129
Nate Turner, Arkansas, 2000	*8-126
Randy Gatewood, Central Michigan, 1994	9-126
Todd Floyd, San Jose State, 1997	5-125
Nathaniel Hawkins, New Mexico Highlands, 1971	7-125
Michael McDade, San Jose State, 1983	10-125
Jim Sandusky, New Mexico, 1981	4-124
George Thomas, San Jose State, 1987	7-124
Keenan McCardell, Long Beach State, 1990	9-124
Kurt Schnabel, San Diego State, 1975	6-123
Troy Mason, Air Force, 2000	4-122
John Ma'ae, New Mexico, 1991	7-122
Earvin Johnson, Brigham Young, 2002	8-121
Len Ware, Air Force, 1997	4-121
Randy Gatewood, Eastern Michigan, 1994	7-121
Jim Sandusky, Utah, 1981	6-120
Demond Thompkins, New Mexico State, 1993	7-120

PASSING

(21 players have passed for 255 or more yards, 75 times)

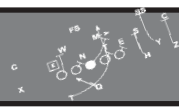
Player, Opponent, Year	Comp-Att.	Yds
Jon Denton, San Diego State, 1996	27-53	503
Jon Denton, Wyoming, 1996	32-46	486
Sam King, Texas-El Paso, 1981	23-33	476
Sam King, Brigham Young, 1981	31-57	473
Greg Van Ness, Idaho, 1977	27-40	473
Sam King, Hawaii, 1981	30-47	439
Jon Denton, San Jose State, 1996	33-61	432
Bob Stockham, Utah State, 1993	25-48	425
Bob Stockham, New Mexico State, 1993	30-53	418
Randall Cunningham, Pacific, 1982	26-46	413
Randall Cunningham, San Diego State, 1982	23-37	413
Jon Denton, San Jose State, 1997	26-44	401
Jon Denton, Texas Christian, 1996	26-47	382
Jason Davis, Idaho, 1994	30-46	381
Glenn Carano, Weber State, 1976	24-37	359
Jon Denton, Southern California, 1997	26-45	354
Randall Cunningham, San Diego State, 1983	19-25	347
Derek Stolt, Long Beach State, 1989	18-23	344
Sam King, West Texas State, 1981	20-28	340
Sam King, Fresno State, 1981	27-52	340
Jon Denton, San Diego State, 1997	31-56	335
Jon Denton, Air Force, 1997	23-41	333
Jason Thomas, Wyoming, 2002	20-25	329
Glenn Carano, South Dakota, 1976	21-43	327
Larry Gentry, Utah, 1980	18-34	325
Sam King, Fresno State, 1979	17-29	325
Glenn Carano, Nevada, Reno, 1976	15-30	325
Glenn Carano, Weber State, 1975	18-33	320
Randall Cunningham, Utah State, 1983	19-35	319
Jon Denton, Brigham Young, 1996	24-36	314
Randall Cunningham, SMU, 1984	23-37	314
Randall Cunningham, San Jose State, 1983	22-36	313
Sam King, Air Force, 1981	26-40	311
Kurt Nantkes, Toledo, 2003	27-41	308
Jared Brown, Central Michigan, 1994	23-49	306
Randall Cunningham, San Diego State, 1982	19-42	306
Jason Thomas, Northwestern, 2001	18-39	304
Randall Cunningham, Washington State, 1983	22-42	296
Jon Denton, Illinois State, 1997	21-30	295
Jon Denton, Wisconsin, 1996	20-39	293
Derek Stolt, Pacific, 1990	21-29	293
Bob Stockham, San Jose State, 1993	18-33	289
Sam King, New Mexico, 1979	17-32	289
Greg Van Houton, Nebraska-Omaha, 1976	18-26	289
Randall Cunningham, Pacific, 1984	26-35	288
Derek Stolt, San Jose State, 1989	16-30	286
Jared Brown, New Mexico State, 1995	24-50	285
Randall Cunningham, Oregon State, 1983	17-28	285
Kurt Nantkes, Utah State, 2004	20-35	283
Randall Cunningham, Colorado State, 1982	14-28	281
Derek Stolt, Utah State, 1990	22-44	279
Jason Thomas, San Diego State, 2000	19-31	277
Jon Denton, Air Force, 1996	25-45	275
Randall Cunningham, Idaho State, 1984	21-26	274
Kevin Crook, Colorado State, 1997	23-45	273
Carlton Kelley, Western Illinois, 1977	11-17	273
John Ma'ae, Hawaii, 1992	20-47	272
Sam King, Wyoming, 1981	24-47	271
Randall Cunningham, Toledo, 1984	18-28	*270
Steve Stallworth, Pacific, 1986	21-35	269
Jon Denton, Nevada, Reno, 1997	25-45	267
Steve Stallworth, Wisconsin, 1985	22-46	267
Glenn Carano, Northern Arizona, 1975	19-31	267
S. Stallworth, Southwestern Louisiana, 1985	19-40	267
Randall Cunningham, Long Beach State, 1982	22-40	266
Randall Cunningham, Pacific, 1983	19-29	264
Bob Stockham, Southwestern Louisiana, 1993	21-49	263
Jason Thomas, Nevada, Reno, 2002	16-35	262
Jim Starkes, Cal State Los Angeles, 1970	15-26	261
Randall Cunningham, San Jose State, 1982	23-38	260
Greg Van Ness, Troy State, 1977	16-36	260
Jason Thomas, Air Force, 2000	16-22	259
Don Kennedy, Idaho State, 1970	12-18	259
Chuck Price, Utah State, 1988	23-38	257
Kurt Nantkes, Nevada, Reno, 2003	27-40	255

* Bowl Game

NCAA Div. I-A Record



100-YARD GAME RUSHERS



OPPONENT ATT YDS AVG TD

MIKE THOMAS (17)

Santa Clara, 11/3/73	30	314	10.5	2
Boise State, 10/19/74	33	266	8.1	2
Prairie View A&M, 10/12/74	19	245	12.9	4
Wisconsin-Milwaukee, 10/20/73	25	236	9.4	4
Northern Arizona, 11/10/73	29	204	7.0	3
Cal State Los Angeles, 9/15/73	28	183	6.5	2
Santa Clara, 10/5/74	18	157	8.7	2
Hawaii, 10/26/74	21	156	7.4	3
NE Louisiana, 10/6/73	17	149	8.8	2
Boise State, 10/13/73	31	148	4.8	3
Montana, 9/28/74	31	141	4.5	2
Utah State, 9/29/73	34	137	4.0	0
Weber State, 9/14/74	26	135	5.2	2
Northern Arizona, 9/21/74	13	124	9.5	1
Nevada, Reno, 11/17/73	30	120	4.0	0
Nevada, Reno, 11/16/74	25	118	4.7	0
State College of Arkansas, 9/8/73	15	109	7.3	1

DOMINIQUE DORSEY (10)

Utah State, 9/25/04	18	189	10.5	1
Nevada, Reno, 10/06/01	18	180	10.0	1
Utah, 10/23/04	24	179	7.5	2
Nevada, Reno, 10/02/04	21	141	6.7	0
Tennessee, 9/05/04	18	121	6.7	1
Hawaii, 9/19/03	25	111	4.4	1
New Mexico, 10/16/04	18	110	6.1	0
Air Force, 11/16/02	11	101	9.2	0
Wyoming, 11/02/02	7	101	14.4	1
Wisconsin, 9/13/03	26	100	3.8	0

KIRK JONES (10)

Long Beach State, 10/6/84	16	133	8.3	0
Tennessee Tech, 9/7/85	17	129	7.6	3
Cal State Fullerton, 10/19/85	18	123	6.8	0
Pacific, 10/12/85	21	120	5.7	0
Pacific, 10/20/84	8	118	6.6	0
Washington State, 9/6/86	19	116	6.1	1
Idaho State, 10/13/84	23	115	5.0	2
Portland State, 9/13/86	18	111	6.2	2
San Diego State, 11/3/84	20	109	5.5	1
Wichita State, 9/22/84	12	104	8.7	0

MACK GILCHRIST (10)

UC Riverside, 10/10/70	27	147	5.4	0
Hawaii, 11/7/70	29	136	4.7	0
Hiram Scott, 11/15/69	23	121	5.3	0
Cal Tech, 10/26/69	7	116	16.6	0
Southern Utah State, 10/4/69	18	108	6.0	0
Santa Clara, 10/11/69	17	108	6.4	0
LaVerne, 9/27/69	22	107	4.9	0
Cal State Fullerton, 10/22/70	20	106	5.3	0
Southern Utah State, 9/19/70	27	105	3.9	0
Montana State, 11/14/70	20	103	5.2	0

JOE HARO (9)

Wyoming, 10/27/01	22	226	10.3	2
Colorado State, 10/20/01	30	146	4.9	2
San Diego State, 10/13/01	23	136	5.9	0
Arkansas, 8/30/01	24	131	5.5	0
Colorado State, 11/30/02	14	126	9.0	0
San Diego State, 10/26/02	14	110	7.9	0
Toledo, 09/21/02	10	108	10.8	1
Kansas, 09/07/02	14	105	7.5	1
Northwestern, 9/7/01	25	104	4.2	1

ICKEY WOODS (9)

Pacific, 11/21/87	37	265	7.2	1
New Mexico State, 11/14/87	28	208	7.4	1
Long Beach State, 11/7/87	37	200	5.4	1
San Jose State, 10/24/87	25	197	7.9	0
Northern Illinois, 11/28/87	35	186	5.3	3
Cal State Fullerton, 10/17/87	14	115	8.2	1
Baylor, 9/19/87	11	114	10.4	0
Nevada, Reno, 10/3/87	18	114	6.3	1
Fresno State, 10/31/87	25	112	4.5	1

MICHAEL MORTON (9)

New Mexico, 9/12/81	23	167	7.3	1
Tennessee State, 11/9/79	17	161	9.5	1
New Mexico, 10/13/79	18	152	8.4	1
New Mexico, 11/1/80	9	146	16.2	2
Brigham Young, 12/2/78	27	145	5.4	2
Fresno State, 11/7/81	15	133	8.9	2
Colorado State, 9/27/80	11	130	11.8	2
Northern Colorado, 10/6/79	14	117	8.4	1
Texas-El Paso, 11/18/78	13	102	7.8	0

JEREMI RUDOLPH (8)

Hawaii, 12/2/00	26	159	6.1	1
Wyoming, 10/9/99	32	149	4.7	0
Nevada, Reno, 10/2/99	20	120	6.0	0
Utah, 11/4/00	16	110	6.9	1
Ole Miss, 10/28/00	17	107	6.3	1
New Mexico, 11/11/00	19	106	5.6	0
Nevada, Reno, 10/7/00	13	103	7.9	0
Wyoming, 10/21/00	11	102	9.3	1

RAYMOND STRONG (8)

Weber State, 10/15/77	23	239	10.4	2
Nevada, Reno, 11/20/76	10	204	20.4	0
Nevada, Reno, 11/19/77	18	151	8.4	2
Cal Poly SLO, 10/30/76	16	129	8.1	0
Northern Arizona, 10/23/76	23	121	5.3	0
North Dakota, 11/12/77	16	110	6.9	0
Nebraska-Omaha, 10/16/76	12	110	9.2	0
Cal State Fullerton, 10/29/77	22	104	4.7	1

OMAR LOVE (7)

San Jose State, 10/31/92	20	144	7.2	1
Utah State, 11/9/92	20	123	6.2	1
Central Michigan, 9/18/93	27	117	4.3	1
Central Michigan, 9/10/94	28	110	3.9	1
Montana State, 11/21/92	16	105	6.6	1
Cal State Northridge, 10/9/93	21	103	4.9	2
Brigham Young, 10/12/96	16	102	6.4	0

SHANNON (McLEAN) WILSON (6)

Arkansas State, 9/9/95	35	200	5.0	2
Texas-El Paso, 9/12/92	30	187	6.2	0
Northern Arizona, 9/19/92	29	159	5.5	1
North Texas, 11/4/95	19	126	6.6	0
Eastern Michigan, 9/16/95	29	126	4.5	0
Nevada, Reno, 10/17/92	21	122	5.8	1

TOMMY JACKSON (6)

Pacific, 10/8/88	33	192	5.8	3
Ohio University, 9/24/88	26	164	6.3	1
New Mexico State, 10/15/88	25	158	6.3	0
Utah State, 11/5/88	24	121	5.0	1
Weber State, 9/9/89	21	104	4.9	0
Long Beach State, 11/26/88	15	100	6.7	1

LEON WALKER (6)

Texas-El Paso, 11/18/78	16	179	11.2	1
Idaho, 10/7/78	8	136	17.0	1
Hawaii, 10/14/78	16	125	7.8	1
Brigham Young, 11/2/78	19	112	5.9	0
Cal State Fullerton, 11/25/78	8	108	13.5	0
Wyoming, 10/27/79	17	101	5.9	0



Mike Thomas

100-YARD GAME RUSHERS



LARRY CROOM (5)

Colorado State, 11/30/02	20	222	11.1	1
Wyoming, 11/29/03	20	146	7.3	0
Kansas, 9/6/03	15	128	8.5	2
Utah, 10/18/03	21	114	5.4	0
Wyoming, 11/02/02	13	108	8.3	1

KEVIN BROWN (4)

Hawaii, 12/2/00	19	139	7.3	0
Colorado State, 10/14/00	17	134	7.9	0
Nevada, Reno, 10/7/00	16	104	6.5	1
North Texas, 9/16/00	9	103	11.4	0

JAMES WOFFORD (4)

Wyoming, 10/17/98	28	184	6.6	1
San Jose State, 11/22/97	28	170	6.1	1
Ole Miss, 10/28/00	10	138	13.8	1
Rice, 11/14/98	22	114	5.2	1

COURY HANKINS (4)

Fresno State, 10/25/97	21	125	6.0	2
Hawaii, 9/20/97	29	125	4.3	0
Illinois State, 9/27/97	19	118	6.2	0
Colorado State, 11/1/97	13	104	8.0	0

JASON THOMAS (3)

Arkansas, 8/30/01	12	103	8.6	0
Hawaii, 12/2/00	10	126	12.6	2
Iowa State, 9/9/00	21	107	5.1	1

DeJOHN BRANCH (3)

Nevada, Reno, 11/19/94	26	161	6.2	2
*Central Michigan, 12/15/94	13	125	9.6	0
Hawaii, 10/19/97	11	112	10.2	0

HUNKIE COOPER (3)

Oregon State, 9/14/91	18	165	9.2	1
Pacific, 9/29/90	14	132	9.4	2
Fresno State, 11/3/90	22	100	4.5	1

MARVIN EASTMAN (3)

Pacific, 9/29/90	21	132	6.3	3
New Mexico State, 9/23/89	23	125	5.4	1
New Mexico State, 10/13/90	25	113	4.5	1

KYLE TOOMER (3)

Long Beach State, 11/4/89	20	143	7.2	2
Fresno State, 10/28/89	16	122	7.6	1
Utah State, 11/18/89	22	121	5.5	2

ROD EMERY (3)

Long Beach State, 11/22/86	28	143	5.1	1
New Mexico State, 11/15/86	24	125	5.2	2
North Texas State, 11/1/86	25	123	4.9	0

TONY LEWIS (3)

San Jose State, 9/8/84	19	115	6.1	0
Long Beach State, 10/6/84	17	112	6.6	0
Wichita State, 9/22/84	13	111	8.5	1

KEYVAN JENKINS (3)

Fresno State, 11/5/83	13	153	11.8	1
New Mexico, 11/1/80	5	107	21.4	1
New Mexico, 9/12/81	5	104	20.8	1

TONY BURTON (2)

North Texas, 11/4/95	29	177	6.1	1
Nevada, Reno, 10/28/95	15	137	9.1	2

ROBERT GI (2)

Louisiana Tech, 11/6/93	36	134	3.7	0
San Jose State, 11/13/93	27	105	3.8	0

DEREK BLACK (2)

Cal State Fullerton, 10/12/91	25	128	5.1	1
New Mexico, 9/21/91	27	125	4.6	0

DARIN BRIGHTMON (2)

Pacific, 10/7/89	22	211	9.6	2
New Mexico State, 9/23/89	11	183	16.6	2

ROY CALLAHAN (2)

Idaho State, 11/23/74	15	113	7.5	2
Nevada, Reno, 11/16/74	15	102	6.8	1

LARRY HODGES (2)

St. Mary's, 9/14/68	24	144	6.0	0
Azusa-Pacific, 9/21/68	20	115	5.8	0

DAHRIN FOOTMAN (1)

Nevada, Reno, 10/3/98	13	154	11.8	1
-----------------------	----	-----	------	---

DEREK STOTT (1)

Pacific, 11/23/91	15	103	6.9	0
-------------------	----	-----	-----	---

MATT WILLS (1)

New Mexico State, 11/16/91	22	137	6.2	0
----------------------------	----	-----	-----	---

WILLIE RUSSELL (1)

Northern Illinois, 10/21/89	14	114	8.1	0
-----------------------------	----	-----	-----	---

ARTIS CARHEE (1)

New Mexico, 11/1/80	7	102	14.6	2
---------------------	---	-----	------	---

MEL CARVER (1)

Hawaii, 11/15/80	11	115	10.5	0
------------------	----	-----	------	---

ROY CROUSE (1)

Cal State Fullerton, 10/4/80	16	100	6.3	2
------------------------------	----	-----	-----	---

DARALL MOORE (1)

Montana, 9/27/75	29	155	5.3	0
------------------	----	-----	-----	---

KEVIN COLE (1)

Prairie View A&M, 10/12/74	17	124	7.5	0
----------------------------	----	-----	-----	---

MIKE KELLY (1)

South Dakota State, 11/9/74	18	109	6.1	1
-----------------------------	----	-----	-----	---

HENRY MELTON (1)

New Mexico Highlands, 11/2/74	18	221	12.3	4
-------------------------------	----	-----	------	---

STEVE MATAUSEK (1)

Santa Clara, 11/3/73	5	100	20.0	0
----------------------	---	-----	------	---

CHARLES COOPER (1)

Montana State, 11/14/70	10	103	10.3	0
-------------------------	----	-----	------	---


GEORGE SAPHIRE (1)

LaVerne, 9/27/69	15	113	7.5	0
------------------	----	-----	-----	---

ROB HAYNES (1)

Cal Tech, 10/26/68	5	101	20.2	0
--------------------	---	-----	------	---

*Bowl Game



"Jersey" Joe Haro



200-YARD GAME PASSERS



OPPONENT COMP ATT YDS TD INT

RANDALL CUNNINGHAM (24)

Cal State Fullerton, 11/27/82	23	37	413	4	0
Pacific, 10/2/82	26	46	413	1	0
San Diego State, 10/27/83	19	25	347	3	0
Utah State, 10/22/83	19	35	319	3	0
SMU, 12/1/84	23	37	314	1	0
San Jose State, 9/10/83	22	36	313	2	1
San Diego State, 9/25/82	19	42	306	2	1
Washington State, 9/24/83	24	42	296	2	3
Pacific, 10/20/84	26	35	288	4	1
Oregon State, 10/1/83	17	28	285	1	1
Colorado State, 11/6/82	14	28	281	4	1
Idaho State, 10/13/84	21	26	274	1	1
*Toledo, 12/15/84	18	28	270	2	0
Long Beach State, 11/13/82	22	40	266	0	2
Pacific, 9/17/83	19	29	264	2	0
Utah, 10/16/82	22	38	260	0	0
San Jose State, 10/30/82	22	38	260	0	0
Texas-El Paso, 10/9/82	17	34	251	2	0
New Mexico, 9/18/82	19	44	246	2	0
Utah State, 11/17/84	15	25	242	3	0
Hawaii, 9/29/84	19	37	232	1	3
Fresno State, 11/24/84	13	24	230	1	1
Fresno State, 11/20/82	22	37	212	2	1
Hawaii, 10/15/83	17	39	205	0	1

JON DENTON (17)

San Diego State, 11/16/96	27	53	503	4	0
Wyoming, 9/28/96	32	46	486	3	2
San Jose State, 11/23/96	33	61	432	4	3
San Jose State, 11/22/97	26	44	401	5	3
Texas Christian, 11/2/96	26	47	382	3	1
Southern California, 10/4/97	26	45	354	1	1
San Diego State, 10/18/97	31	56	335	1	3
Air Force, 9/13/97	23	41	333	2	0
Brigham Young, 10/12/96	24	36	314	3	1
Illinois State, 9/27/97	21	30	295	3	0
Wisconsin, 9/14/96	20	39	293	2	3
Air Force, 9/7/96	25	45	275	0	2
Nevada, Reno, 9/6/97	25	45	267	1	2
Texas Christian, 10/11/97	16	37	246	2	2
Colorado State, 9/21/96	26	46	243	1	0
Fresno State, 10/26/96	17	38	233	1	0
Hawaii, 9/20/97	21	46	221	2	3

SAM KING (13)

Texas-El Paso, 11/28/81	23	33	476	1	0
Brigham Young, 10/10/81	31	57	473	2	4
Hawaii, 10/31/81	30	47	439	3	2
West Texas State, 9/19/81	20	28	340	1	1
Fresno State, 11/7/81	27	52	340	1	2
Fresno State, 11/3/79	17	29	325	4	0
Air Force, 11/21/81	26	40	311	1	1
New Mexico, 10/13/79	17	32	289	3	3
Wyoming, 10/3/81	24	47	271	1	3
Long Beach State, 9/26/81	15	26	246	2	0
Utah, 10/24/81	15	27	246	2	0
New Mexico, 9/12/81	10	19	234	1	1
San Diego State, 11/14/81	20	34	232	2	2

GLENN CARANO (10)

Weber State, 9/25/76	24	37	359	2	1
South Dakota, 9/18/76	21	43	327	3	1
Nevada, Reno, 11/20/76	15	39	325	3	1
Weber State, 11/15/75	18	33	320	0	0
Northern Arizona, 11/1/75	19	31	267	0	0
Akron, 11/27/76	19	42	241	0	3
South Dakota State, 11/8/75	15	21	234	0	0
Northern Iowa, 9/13/75	11	16	231	0	0
Northern Arizona, 10/23/76	19	35	230	2	1
Idaho State, 10/2/76	15	31	208	0	3

DEREK STOTT (9)

Long Beach State, 11/4/89	18	23	344	3	0
Pacific, 9/29/90	21	29	293	0	0
San Jose State, 11/25/89	16	30	286	3	0
Utah State, 10/27/90	22	44	279	1	2
Fresno State, 10/26/91	12	24	236	1	1
Cal State Fullerton 10/6/90	11	22	217	0	0
Nevada, Reno, 11/11/89	16	33	212	1	2
Cal State Fullerton, 10/12/91	9	21	209	1	1
Houston, 9/8/90	14	27	207	0	0

BOB STOCKHAM (8)

Utah State, 10/23/93	25	48	425	1	3
New Mexico State, 10/30/93	30	53	418	3	3
San Jose State, 11/13/93	18	33	289	2	3
Southwestern La., 11/20/93	21	49	263	2	6
San Jose State, 10/31/92	9	20	247	4	0
Kansas State, 9/25/93	17	31	223	2	3
Oregon, 9/26/92	15	31	220	1	0
Texas-El Paso, 9/11/93	11	27	206	3	3

STEVE STALLWORTH (8)

Pacific, 10/11/86	21	35	269	0	2
Southwestern La., 10/26/85	19	40	267	1	2
Wisconsin, 9/21/85	22	46	267	2	1
Long Beach State, 11/22/86	14	20	233	2	0
Long Beach State, 9/28/85	14	22	233	2	1
Tennessee Tech, 9/7/85	16	26	212	1	1
New Mexico State, 11/15/86	6	10	207	3	1
North Texas State, 11/1/86	15	25	200	3	2

JASON THOMAS (7)

Wyoming, 11/02/02	20	25	329	2	0
Northwestern, 9/7/01	18	39	304	2	1
San Diego State, 11/25/00	19	31	277	2	0
Nevada, Reno, 10/05/02	16	35	262	2	0
Air Force, 9/30/00	16	22	259	1	0
*Arkansas, 12/21/00	12	17	217	3	0
Brigham Young, 9/23/00	11	17	202	0	1

JARED BROWN (6)

*Central Michigan, 9/10/94	23	49	306	0	0
New Mexico State, 11/18/95	24	50	285	3	2
Idaho, 9/17/94	18	33	254	1	0
Iowa State, 9/23/95	19	28	244	3	1
Nevada, Reno, 10/28/95	17	42	230	0	0
San Jose State, 10/14/95	13	24	203	2	2

LARRY GENTRY (5)

Utah, 9/20/80	18	34	325	3	5
Wyoming, 10/27/79	11	18	253	1	0
Texas-El Paso, 10/18/80	17	23	225	5	2
Colorado State, 9/27/80	9	16	218	4	1
San Diego State, 10/11/80	14	28	207	4	2

KURT NANTKES (4)

Toledo, 8/30/03	27	41	308	3	1
Utah State, 9/25/04	20	35	283	1	4
Nevada, Reno, 10/4/03	27	40	255	0	1
Utah, 10/18/03	13	31	211	0	1

JASON DAVIS (3)

Idaho, 9/17/94	30	46	381	4	1
Eastern Michigan, 9/3/94	17	35	253	2	1
Louisiana Tech, 10/8/94	17	37	210	3	1

JOHN MA'AE (3)

Hawaii, 10/24/92	20	47	272	2	0
Cal State Fullerton, 11/28/92	10	21	251	2	1
New Mexico State, 10/10/92	14	34	206	1	1

GREG VAN NESS (3)

Idaho, 11/5/77	27	40	473	4	0
Troy State, 9/17/77	16	36	260	4	1
Boise State, 9/24/77	19	43	215	0	2

JIM STARKES (3)

Cal State Los Angeles, 10/17/70	15	26	261	0	0
Oregon Tech, 10/3/70	11	19	208	0	0
Santa Clara, 10/9/71	12	24	203	0	0

CARLTON KELLEY (2)

Western Illinois, 10/8/77	11	17	273	3	0
Northern Arizona, 10/1/77	9	18	210	1	0

BILL CASEY (2)

Azusa-Pacific, 9/21/68	11	24	230	0	0
St. Mary's, 9/14/68	16	22	201	0	0

SHANE STEICHEN (1)

Wyoming, 11/06/04	20	34	223	4	2
-------------------	----	----	-----	---	---

MATT RAY (1)

Colorado State, 11/27/99	16	29	216	1	0
--------------------------	----	----	-----	---	---

KEVIN CROOK (1)

Colorado State, 11/1/97	23	45	273	0	3
-------------------------	----	----	-----	---	---

HUNKIE COOPER (1)

New Mexico State, 11/16/91	9	16	212	2	0
----------------------------	---	----	-----	---	---

CHARLES PRICE (1)

Utah State, 11/5/88	23	38	251	0	0
---------------------	----	----	-----	---	---

RICHARD WILLIAMS (1)

Long Beach State, 11/26/88	18	33	250	1	1
----------------------------	----	----	-----	---	---

GREG VAN HOUTON (1)

Nebraska-Omaha, 10/16/76	18	26	289	3	0
--------------------------	----	----	-----	---	---

DON KENNEDY (1)

Idaho State, 9/26/70	12	18	259	0	0
----------------------	----	----	-----	---	---

*Bowl Game



Randall Cunningham

100-YARD GAME RECEIVERS



OPPONENT REC YDS AVG TD

LEN WARE (8)

San Diego State, 11/16/96	7	200	28.6	2
San Jose State, 11/22/97	7	150	21.4	0
Northwestern, 9/5/98	8	136	17.0	1
Air Force, 9/13/97	4	121	30.3	1
Texas Christian, 10/11/97	5	117	23.4	0
Texas Christian, 11/21/98	4	116	29.0	1
Hawaii, 9/20/97	8	108	13.5	1
Illinois State, 9/27/97	7	105	15.0	2

RANDY GATEWOOD (8)

Idaho, 9/17/94	23	363	15.8	1
Utah State, 10/23/93	9	134	14.8	0
New Mexico State, 10/30/93	7	130	18.6	1
Central Michigan, 9/10/94	9	126	14.0	1
Eastern Michigan, 9/3/94	7	121	17.3	1
Southwestern La., 11/20/93	8	108	13.5	1
San Jose State, 10/29/94	6	105	17.5	0
*Central Michigan, 12/15/94	6	104	17.3	1

JIM SANDUSKY (8)

Hawaii, 10/31/81	9	189	21.0	2
Brigham Young, 10/10/81	8	161	20.1	1
Long Beach State, 9/26/81	7	149	21.3	0
West Texas State, 9/19/81	6	134	22.3	1
New Mexico, 9/12/81	4	124	31.0	0
Utah, 10/24/81	6	120	20.0	1
San Diego State, 11/14/81	7	119	17.0	1
Texas-El Paso, 11/28/81	6	116	19.3	0

EARVIN JOHNSON (7)

New Mexico, 10/16/04	6	144	24.0	2
New Mexico, 10/12/02	8	141	17.6	0
Colorado State, 11/30/02	12	132	11.0	2
Brigham Young, 10/19/02	8	121	15.1	0
Nevada, Reno, 10/4/03	10	114	11.4	0
BYU, 10/25/03	7	108	15.4	1
Wyoming, 11/6/04	8	107	13.4	2

DAMON WILLIAMS (7)

Wyoming, 9/28/96	9	167	18.6	0
Southern California, 10/4/97	11	165	15.0	0
Fresno State, 10/26/96	5	132	26.4	0
San Diego State, 11/16/96	4	112	28.0	1
Wisconsin, 9/14/96	8	104	13.0	0
Colorado State, 11/1/97	8	100	12.5	0
Texas Christian, 11/2/96	5	100	20.0	0

KEENAN McCARDLELL (7)

Long Beach State, 11/4/89	7	157	22.4	1
Houston, 9/8/90	8	144	18.0	0
Nevada, Reno, 11/11/89	6	137	22.8	0
Utah State, 10/27/90	10	137	13.7	1
San Jose State, 11/25/89	8	131	16.4	2
Long Beach State, 11/17/90	9	124	13.8	1
Oregon State, 9/15/90	6	109	18.2	3

SAM GREENE (7)

Utah, 9/20/80	8	168	21.0	2
Wyoming, 10/27/79	5	135	27.0	0
San Diego State, 11/11/80	7	135	19.3	3
New Mexico, 10/13/79	4	130	32.5	1
Lamar, 11/23/79	5	107	21.4	1
Hawaii, 9/29/79	5	107	21.4	0
Tennessee State, 11/9/79	7	106	15.1	3

HENRY BAILEY (6)

Idaho, 9/17/94	9	159	17.7	4
San Jose State, 10/31/92	6	151	25.2	2
Cal State Fullerton, 10/12/91	4	151	37.8	1
Oregon, 9/26/92	5	129	25.8	1
New Mexico State, 10/10/92	5	105	21.0	1
*Central Michigan, 12/15/94	5	101	20.2	1

DEMOND THOMPSON (6)

Cal State Fullerton, 11/28/92	9	212	23.5	2
Hawaii, 10/24/92	11	201	18.3	2
San Jose State, 11/13/93	9	188	20.8	2
Utah State, 10/23/93	9	185	20.5	0
New Mexico State, 10/30/93	7	120	17.1	1
Montana State, 11/21/92	4	103	25.8	1

CARLOS BAKER (5)

San Jose State, 11/23/96	10	168	16.8	1
San Jose State, 10/14/95	7	154	22.0	0
Air Force, 9/12/98	6	114	19.0	1
Nevada, Reno, 10/28/95	5	114	22.0	0
New Mexico State, 11/18/95	7	111	15.8	1

GEORGE THOMAS (5)

Cal State Fullerton, 9/27/86	6	197	32.8	2
New Mexico State, 11/15/86	6	161	26.8	2
San Jose State, 10/24/87	7	124	17.7	2
Long Beach State, 9/28/85	5	106	21.2	2
New Mexico State, 11/14/87	6	101	16.8	1

DARALL HAMBRICK (5)

Pacific, 10/2/82	8	178	22.3	0
Cal State Fullerton, 11/27/82	10	160	16.0	2
Texas-El Paso, 10/9/82	5	116	23.2	1
New Mexico, 9/18/82	9	112	12.4	1
San Jose State, 10/30/82	5	104	20.8	0

GREG BROWN (5)

Idaho State, 9/26/70	8	163	20.4	0
Santa Clara, 10/9/71	6	132	22.0	0
Oregon Tech, 10/3/70	5	116	23.2	0
Hawaii, 11/7/70	5	113	22.6	0
Cal State Los Angeles, 10/17/70	7	106	15.1	0

NATE TURNER (4)

San Diego State, 11/25/00	11	158	14.4	1
Iowa State, 9/9/00	6	140	23.3	2
*Arkansas, 12/21/00	8	126	15.8	2
Air Force, 9/30/00	9	102	11.3	0

BRIAN HARRIS (4)

Nebraska-Omaha, 10/16/76	8	154	19.3	0
Weber State, 9/25/76	7	144	20.6	0
Troy State, 9/11/77	9	136	15.1	0
Boise State, 9/24/77	6	110	18.3	0

TROY MASON (3)

Air Force, 9/30/00	4	122	30.5	0
Northwestern, 9/7/01	7	106	15.1	0
Brigham Young, 9/23/00	5	102	20.4	0

TODD FLOYD (3)

San Jose State, 11/22/97	5	125	25.0	0
Texas Christian, 11/2/96	4	109	27.3	1
Nevada, Reno, 9/6/97	11	100	9.1	0

HENRY VEREEN (3)

Idaho, 11/5/77	7	181	25.9	2
Northern Arizona, 10/1/77	4	172	43.0	2
Nevada, Reno, 11/20/76	4	140	35.0	0

MICHAEL JOHNSON (2)

Northwestern, 9/7/01	8	174	21.8	2
Toledo, 09/21/02	8	109	13.6	0

JOHN MA'AE (2)

Pacific, 9/29/90	9	158	17.6	0
New Mexico, 9/21/91	7	122	17.4	1

RICKIE WILLS (2)

Tulsa, 10/29/88	3	154	51.3	1
Long Beach State, 11/26/88	5	106	21.2	0

WAYMON ALDRIDGE (2)

Cal State Fullerton, 11/27/82	9	181	20.1	2
Pacific, 10/2/82	7	108	15.4	0

MICHAEL MORTON (2)

Brigham Young, 10/10/81	10	146	14.6	1
Utah, 10/24/81	6	129	21.5	1

JEFF SPEK (2)

Texas-El Paso, 11/28/81	8	206	25.8	1
Fresno State, 11/7/81	12	181	15.1	1

MIKE HAVERTY (2)

South Dakota, 9/18/76	8	156	19.5	0
Nebraska-Omaha, 10/16/76	10	144	14.4	0

KURT SCHNABEL (2)

Nebraska-Omaha, 10/11/75	5	130	26.0	0
San Diego State, 11/8/75	6	123	20.5	0

NATHANIEL HAWKINS (2)

Idaho State, 9/26/70	7	173	24.7	0
New Mexico Highlands, 10/30/71	7	125	17.9	0

STEVEN COSTA (1)

Wyoming, 11/02/02	5	102	20.4	1
-------------------	---	-----	------	---

LARRY CROOM (1)

Nevada, Reno, 10/05/02	6	114	19.0	2
------------------------	---	-----	------	---

ROD EMERY (1)

Fresno State, 11/6/86	6	113	18.8	0
-----------------------	---	-----	------	---

GEORGE WILLIAMS (1)

New Mexico State, 11/15/86	2	108	54.0	0
----------------------------	---	-----	------	---

BYRON BROWN (1)

SMU, 11/1/84	7	104	14.9	0
--------------	---	-----	------	---

TONY GLADNEY (1)

Fresno State, 11/24/84	3	106	35.3	1
------------------------	---	-----	------	---

REGGIE FARMER (1)

Utah State, 10/22/83	6	130	21.7	3
----------------------	---	-----	------	---

DARYL JOHNSON (1)

Oregon State, 10/1/83	7	106	15.1	0
-----------------------	---	-----	------	---

KIRK JONES (1)

Washington State, 9/24/83	9	100	11.1	0
---------------------------	---	-----	------	---

MICHAEL McDADE (1)


San Jose State, 9/10/83	10	125	12.5	1
-------------------------	----	-----	------	---

ROBERT COBB (1)

Brigham Young, 11/29/80	8	110	13.8	0
-------------------------	---	-----	------	---

*Bowl Game

Randy Gatewood





CAREER LEADERS



Mack Gilchrist



Joe Haro



James Wofford



Tommy Jackson

RUSHING

(11 players have rushed for 1,700 yards or more in a career)

	YR	ATT	YDS	AVG	TD
1.	MIKE THOMAS				
	1973	274	1,741	6.4	20
	1974	201	1,408	7.0	17
	TOTAL	475	3,149	6.6	37
2.	DOMINIQUE DORSEY				
	2001	57	379	6.6	4
	2002	78	568	7.3	3
	2003	158	626	4.0	1
	2004	226	1,261	5.6	6
	TOTAL	519	2,834	5.5	14
3.	KIRK JONES				
	1983	98	404	4.1	6
	1984	154	1,007	6.5	3
	1985	156	790	5.1	4
	1986	93	455	4.9	3
	TOTAL	501	2,656	5.3	16
4.	MICHAEL MORTON				
	1978	75	411	5.5	2
	1979	143	881	6.2	8
	1980	79	552	7.0	6
	1981	123	692	5.6	4
	TOTAL	420	2,536	6.0	20
5.	JOE HARO				
	1998*	4	0	0	0
	1999	8	65	8.1	0
	2000	PLAYED ON DEFENSE			
	2001	218	1,107	5.1	10
	2002	159	841	5.3	5
	TOTAL	389	2,013	5.2	15
	<i>*RECEIVED MEDICAL HARDSHIP STATUS</i>				
6.	OMAR LOVE				
	1992	84	483	5.8	3
	1993	129	545	4.2	7
	1994	150	548	3.7	1
	1996	91	356	3.9	1
	TOTAL	454	1,932	4.3	12
7.	ICKEY WOODS				
	1984	2	4	2.0	0
	1985	7	23	3.3	1
	1986	60	240	4.0	4
	1987	259	1,658	6.4	10
	TOTAL	328	1,925	5.9	15
8.	JAMES WOFFORD				
	1997	124	624	5.0	4
	1998	173	816	4.7	5
	1999	45	232	5.2	1
	2000	31	189	6.1	1
	TOTAL	373	1,861	5.0	11
9.	MACK GILCHRIST				
	1968	42	283	6.7	2
	1969	153	765	5.0	11
	1970	175	764	4.4	10
	1971	20	38	1.9	2
	TOTAL	390	1,850	4.4	25
10.	RAYMOND STRONG				
	1976	125	907	7.3	9
	1977	143	843	5.9	6
	TOTAL	268	1,750	6.5	15
11.	TOMMY JACKSON				
	1987	88	437	5.0	2
	1988	179	894	5.0	6
	1989	92	382	4.2	2
	TOTAL	359	1,713	4.8	10

PASSING

(13 players have passed for 1,800 yards or more in a career)

	YR	ATT	COMP	INT	PCT	YDS	TD
1.	RANDALL CUNNINGHAM						
	1982	381	200	12	52.5	2,847	17
	1983	316	189	8	59.8	2,545	18
	1984	332	207	10	62.4	2,628	24
	TOTAL	1,029	594	30	58.0	8,020	59
2.	JON DENTON						
	1996	506	277	16	.547	3,591	25
	1997	374	199	17	.532	2,586	18
	TOTAL	880	476	33	.541	6,177	43
3.	SAM KING						
	1979	188	103	10	54.8	1,594	12
	1980	4	2	0	50.0	21	0
	1981	433	255	19	59.9	3,778	18
	TOTAL	625	360	29	57.6	5,393	30
4.	GLENN CARANO						
	1973	27	12	3	44.9	193	0
	1974	106	49	12	46.2	839	11
	1975	226	128	10	56.6	2,039	13
	1976	277	148	13	53.4	2,024	13
	TOTAL	636	337	38	53.0	5,095	37
5.	JASON THOMAS						
	2000	201	106	9	52.7	1,708	14
	2001	194	83	12	42.8	1,353	8
	2002	274	134	7	48.9	1,936	8
	TOTAL	669	323	28	48.3	4,997	30
6.	DEREK STOTT						
	1988	0	0	0	—	0	0
	1989	222	114	6	51.4	1,701	9
	1990	254	143	7	56.3	1,877	7
	1991	168	78	11	46.4	1,147	8
	TOTAL	644	335	24	51.3	4,725	24
7.	STEVE STALLWORTH						
	1983	0	0	0	—	0	0
	1984	0	0	0	—	0	0
	1985	292	158	9	54.1	1,920	9
	1986	256	135	11	52.7	1,869	14
	TOTAL	548	293	20	53.5	3,789	23
8.	BOB STOCKHAM						
	1992	129	57	11	44.2	965	9
	1993	373	179	26	48.0	2,490	17
	TOTAL	502	236	37	47.0	3,455	26
9.	KURT NANTKES						
	2001	38	18	1	47.4	229	3
	2002	71	35	5	49.3	405	6
	2003	323	167	10	51.7	1,883	12
	2004	128	62	7	48.4	800	4
	TOTAL	560	282	23	50.4	3,317	25
10.	LARRY GENTRY						
	1977	1	0	0	0.0	0	0
	1978	47	19	3	40.4	260	1
	1979	134	60	5	44.8	1,031	13
	1980	209	113	16	54.1	1,691	22
	TOTAL	391	192	24	49.1	2,982	36
11.	JARED BROWN						
	1994	209	102	8	48.8	1,154	5
	1995	304	147	17	48.4	1,783	13
	TOTAL	513	249	25	48.5	2,937	18
12.	JIM STARKES						
	1994	267	130	14	48.7	1,539	12
	1995	88	36	3	40.9	474	2
	TOTAL	411	190	17	46.2	2,013	14
13.	DON KENNEDY						
	1969	141	64	7	45.4	966	9
	1970	140	58	9	41.4	906	5
	TOTAL	281	122	16	43.4	1,872	14

CAREER LEADERS



RECEPTIONS

(12 players have caught 100 passes or more in a career)

	YR	NO	YDS	AVG	TD
1.	DAMON WILLIAMS				
	1995	41	515	12.6	2
	1996	54	900	16.7	1
	1997	61	770	12.6	5
	1998	31	373	12.0	1
	TOTAL	187	2,558	13.7	9
2.	EARVIN JOHNSON				
	2001	12	182	15.2	0
	2002	51	793	15.5	4
	2003	60	834	13.9	4
	2004	60	795	13.2	8
	TOTAL	183	2,604	14.2	16
3.	LEN WARE				
	1996	42	628	15.0	8
	1997	49	818	16.7	6
	1998	39	500	12.8	2
	1999	31	376	12.1	0
	TOTAL	161	2,322	14.4	16
4.	CARLOS BAKER				
	1995	37	585	15.8	3
	1996	71	887	12.5	7
	1997	32	428	13.4	10
	1998	18	210	11.7	3
	TOTAL	158	2,170	13.7	13
5.	HENRY BAILEY				
	1991	37	595	16.1	4
	1992	42	832	19.8	8
	1993	33	502	15.2	2
	1994	44	586	13.3	10
	TOTAL	156	2,515	16.1	24
6.	MICHAEL MORTON				
	1978	5	41	8.2	0
	1979	16	242	15.1	3
	1980	79	552	7.0	6
	1981	55	682	12.4	5
	TOTAL	155	1,517	9.8	14
7.	DEMOND THOMPKINS				
	1991	26	409	15.7	3
	1992	54	919	17.0	6
	1993	62	1,068	17.2	8
	TOTAL	142	2,396	16.87	17
8.	KEENAN MCCARDELL				
	1987	0	0	0.0	0
	1988	19	260	13.7	2
	1989	54	883	16.4	5
	1990	68	1,046	15.4	8
	TOTAL	141	2,189	15.5	15
9.	RANDY GATEWOOD				
	1993	40	629	15.7	7
	1994	88	1,203	13.7	6
	TOTAL	128	1,832	14.7	13
10.	BRIAN HARRIS				
	1975	14	220	15.7	0
	1976	37	556	15.3	4
	1977	45	663	14.7	6
	1978	20	380	19.0	4
	TOTAL	116	1,819	15.7	14
11.	NATE TURNER				
	1999	45	627	13.9	6
	2000	66	945	14.3	10
	TOTAL	111	1,572	14.2	16
12.	NATHANIEL HAWKINS				
	1968	25	405	16.2	2
	1969	21	370	17.6	3
	1970	27	665	24.6	4
	1971	35	456	13.0	7
	TOTAL	108	1,896	17.6	20

RECEIVING YARDS

(11 players have totaled 1,785 receiving yards or more in a career)

	YR	NO	YDS	AVG	TD
1.	EARVIN JOHNSON				
	2001	12	182	15.2	0
	2002	51	793	15.5	4
	2003	60	834	13.9	4
	2004	60	795	13.2	8
	TOTAL	183	2,604	14.2	16
2.	DAMON WILLIAMS				
	1995	41	515	12.6	2
	1996	54	900	16.7	1
	1997	61	770	12.6	5
	1998	31	373	12.0	1
	TOTAL	187	2,558	13.7	9
3.	HENRY BAILEY				
	1991	37	595	16.1	4
	1992	42	832	19.8	8
	1993	33	502	15.2	2
	1994	44	586	13.3	10
	TOTAL	156	2,515	16.1	24
4.	DEMOND THOMPKINS				
	1991	26	409	15.7	3
	1992	54	919	17.0	6
	1993	62	1,068	17.2	8
	TOTAL	142	2,396	16.87	17
5.	LEN WARE				
	1996	42	628	15.0	8
	1997	49	818	16.7	6
	1998	39	500	12.8	2
	1999	31	376	12.1	0
	TOTAL	161	2,322	14.4	16
6.	KEENAN MCCARDELL				
	1987	0	0	0.0	0
	1988	19	260	13.7	2
	1989	54	883	16.4	5
	1990	68	1,046	15.4	8
	TOTAL	141	2,189	15.5	15
7.	CARLOS BAKER				
	1995	37	585	15.8	3
	1996	71	887	12.5	7
	1997	32	428	13.4	10
	1998	18	210	11.7	3
	TOTAL	158	2,170	13.7	13
8.	NATHANIEL HAWKINS				
	1968	25	405	16.2	2
	1969	21	370	17.6	3
	1970	27	665	24.6	4
	1971	35	456	13.0	7
	TOTAL	108	1,896	17.6	20
9.	RANDY GATEWOOD				
	1993	40	629	15.7	7
	1994	88	1,203	13.7	6
	TOTAL	128	1,832	14.7	13
10.	BRIAN HARRIS				
	1975	14	220	15.7	0
	1976	37	556	15.3	4
	1977	45	663	14.7	6
	1978	20	380	19.0	4
	TOTAL	116	1,819	15.7	14
11.	SAM GREENE				
	1978	7	105	15.0	1
	1979	40	821	20.5	9
	1980	43	859	20.0	11
	TOTAL	90	1,785	19.8	21



Nathaniel Hawkins



Keenan McCardell



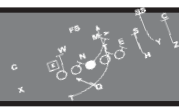
Nate Turner



Carlos Baker



CAREER LEADERS



Joey DiGiovanna



Demond Thompkins



George Thomas



Henry Bailey

TOTAL OFFENSE

(Five players have totaled 5,200 yards or more in a career)

	YR	PLAYS	RUSH	PASS	TOTAL
1.	RANDALL CUNNINGHAM				
	1982	475	61	2,847	2,908
	1983	422	133	2,545	2,678
	1984	443	10	2,628	2,638
	TOTAL	1,340	204	8,020	8,224
2.	JASON THOMAS				
	2000	339	599	1,708	2,307
	2001	301	481	1,353	1,834
	2002	398	448	1,936	2,384
	TOTAL	1,038	1,528	4,997	6,525
3.	JON DENTON				
	1996	594	38	3,591	3,629
	1997	438	5	2,586	2,591
	TOTAL	1,032	43	6,177	6,220
4.	GLENN CARANO				
	1973	42	20	193	213
	1974	195	126	839	965
	1975	309	-3	2,039	2,036
	1976	367	-4	2,024	2,020
	TOTAL	913	139	5,095	5,234
5.	SAM KING				
	1979	242	64	1,594	1,658
	1980	5	-10	21	11
	1981	507	-216	3,778	3,562
	TOTAL	754	-162	5,393	5,231

SCORING

(Six players have scored 170 points or more in a career)

	YR	TDS	FG	PATS	2PTS	TOTAL
1.	MIKE THOMAS					
	1973	21	0	0	1	128
	1974	19	0	0	1	116
	TOTAL	40	0	0	2	244
2.	NICK GARRITANO					
	1991	0	8	18	0	42
	1992	0	11	19	0	52
	1993	0	13	20	0	59
	1994	0	21	24	0	87
	TOTAL	0	53	81	0	240
3.	DILLON PIEFFER					
	2000	0	6	19	0	37
	2001	0	7	33	0	54
	2002	0	7	33	0	54
	2003	0	20	26	0	86
	TOTAL	0	40	111	0	231
4.	JOEY DIGIOVANNA					
	1983	0	8	29	0	53
	1984	0	17	38	0	89
	1985	0	10	21	0	51
	TOTAL	0	35	88	0	193
5.	HENRY BAILEY					
	1991	5	0	0	0	30
	1992	10	0	0	0	60
	1993	2	0	0	1	14
	1994	12	0	0	0	72
	TOTAL	29	0	0	1	176
6.	MICHAEL MORTON					
	1978	2	0	0	0	12
	1979	11	0	0	0	66
	1980	7	0	0	0	42
	1981	9	0	0	0	54
	TOTAL	29	0	0	0	174

ALL-PURPOSE YARDAGE

(11 players have totaled 2,800 yards or more of all-purpose yardage in a career)

	YR	RUSH YDS	REC YDS	PR YDS	KOR YDS	TOT YDS
1.	HENRY BAILEY					
	1991	151	595	10	192	948
	1992	15	832	219	817	1,883
	1993	8	502	26	333	869
	1994	60	586	111	432	1,189
	TOTAL	234	2,515	366	1,774	4,889
2.	HENRY VEREEN					
	1975	147	42	34	824	1,047
	1976	22	357	0	628	1,007
	1977	162	629	82	449	1,322
	1978	83	302	155	364	904
	TOTAL	414	1,330	271	2,265	4,280
3.	DOMINIQUE DORSEY					
	2001	379	0	0	346	725
	2002	568	7	0	260	835
	2003	626	92	0	351	1,069
	2004	1,261	55	12	310	1,638
	TOTAL	2,834	154	12	1,267	4,267
4.	MICHAEL MORTON					
	1978	411	41	0	0	452
	1979	881	242	0	0	1,123
	1980	552	153	0	19	724
	1981	692	682	0	42	1,416
	TOTAL	2,536	1,118	0	6	3,715
5.	KIRK JONES					
	1983	404	231	0	19	744
	1984	1,007	121	0	0	1,128
	1985	790	275	0	37	1,102
	1986	455	130	0	80	665
	TOTAL	2,656	847	0	136	3,639
6.	MIKE THOMAS					
	1973	1,741	76	0	51	1,868
	1974	1,408	131	0	0	1,539
	TOTAL	3,149	207	0	51	3,407
7.	KEYVAN JENKINS					
	1979	182	67	0	448	697
	1980	224	89	13	421	747
	1981	108	92	0	37	237
	1982	180	81	0	320	581
	1983	456	225	0	335	1,016
	TOTAL	1,150	554	13	1,561	3,278
8.	LEN WARE					
	1996	22	628	0	422	1,072
	1997	-2	818	0	97	913
	1998	12	500	0	133	645
	1999	0	376	0	246	622
	TOTAL	32	2,322	0	898	3,252
9.	DEMOND THOMPKINS					
	1991	0	409	0	82	491
	1992	11	919	35	46	1,011
	1993	0	1,068	12	442	1,522
	TOTAL	11	2,396	47	570	3,024
10.	GEORGE THOMAS					
	1984	2	87	0	12	101
	1985	7	297	0	263	567
	1986	28	808	0	344	1,180
	1987	2	586	0	465	1,053
	TOTAL	39	1,788	0	1,084	2,901
11.	CARLOS BAKER					
	1995	3	585	44	172	804
	1996	-1	887	123	279	1288
	1997	0	428	86	0	514
	1998	0	210	0	0	210
	TOTAL	2	2,110	253	451	2,816

CAREER LEADERS



PUNTING AVERAGE

(11 players have punted for a career avg. of 40 yards or more)

	YR	ATT	YDS	AVG	LG	BLK
1.	RANDALL CUNNINGHAM					
	1982	27	1,233	45.7	68	NA
	1983	56	2,435	43.5	73	NA
	1984	59	2,803	47.5	72	NA
	TOTAL	142	6,471	45.6	73	NA
2.	BRIAN PARVIN					
	1991	48	2,013	41.9	64	2
	1992	57	2,637	46.3	69	2
	TOTAL	105	4,650	44.3	69	4
3.	RAY CHEETANY					
	1999	65	2,950	45.4	67	1
	2000	64	2,646	41.3	66	1
	TOTAL	129	5,596	43.4	67	2
4.	BRAD FAUNCE					
	1993	61	2,745	45.0	61	1
	1994	69	2,801	40.6	91	0
	TOTAL	130	5,546	42.7	91	1
5.	TONY RHYNES					
	1987	56	2,447	43.7	64	NA
	1988	66	2,904	44.0	59	0
	1989	56	2,195	39.2	65	0
	TOTAL	178	7,546	42.4	65	0
6.	JOE KRISTOSIK					
	1995	57	2,270	39.8	69	0
	1996	42	1,750	42.4	58	0
	1997	51	1,925	37.8	61	0
	1998	76	3,509	46.2*	67	1
	TOTAL	226	9,484	42.0	69	1
7.	BOB HULBERG					
	1985	66	2,783	42.2	75	NA
	1986	64	2,621	40.9	62	NA
	TOTAL	130	5,404	41.6	75	NA
8.	KEVIN RUTLEDGE					
	1980	57	2,329	40.9	61	NA
	1981	50	2,083	41.7	56	NA
	TOTAL	107	4,412	41.2	61	NA
9.	GARY COOK					
	2001	64	2,455	38.4	64	1
	2002	70	2,680	38.3	63	0
	2003	83	3,604	43.4	66	1
	2004	64	2,691	42.0	76	2
	TOTAL	281	11,430	40.7	76	4
10.	JIM DIFIORE					
	1970	54	2,090	38.7	63	NA
	1971	62	2,535	40.9	65	NA
	1972	69	2,902	42.1	78	NA
	1973	47	1,850	39.4	64	NA
	TOTAL	232	9,377	40.4	78	NA
11.	STEVE GORTZ					
	1976	33	1,132	34.3	50	NA
	1977	55	2,311	42.0	57	NA
	1978	72	2,951	41.0	69	NA
	TOTAL	160	6,394	40.0	69	NA

KICKOFF RETURN AVERAGE

(minimum 20 returns)

	YR	NO	YDS	AVG	TD	LNG
1.	DUANE "TOY TRAIN" JAMES					
	1998	30	749	25.0	0	49
	1999	17	400	23.5	0	57
	TOTAL	47	1149	24.4	0	57
2.	LEN WARE					
	1996	19	422	22.2	0	53
	1997	4	97	24.3	0	34
	1998	7	133	19.0	0	38
	1999	7	246	35.1	1	97
	TOTAL	37	898	24.3	1	97
3.	HENRY VEREEN					
	1975	36	824	22.9	0	82
	1976	20	628	31.4	0	64
	1977	22	449	20.4	0	31
	1978	16	364	22.8	0	65
	TOTAL	94	2265	24.1	0	82
4.	DEMOND THOMPKINS					
	1991	5	82	16.4	0	25
	1992	3	46	15.3	0	21
	1993	16	442	27.6	0	47
	TOTAL	24	570	23.8	0	47
5.	HENRY BAILEY					
	1991	9	192	21.3	0	43
	1992	34	817	24.0	1	82
	1993	15	333	22.2	0	45
	1994	17	432	25.4	0	59
	TOTAL	75	1,774	23.7	1	82

PUNT RETURN AVERAGE

(minimum 20 returns)

	YR	NO	YDS	AVG	TD	LNG
1.	GREG BROWN					
	1970	26	288	11.1	1	86
	1971	9	270	30.0	1	75
	TOTAL	35	558	15.9	2	86
2.	TROY MASON					
	1999	0	0	0	0	0
	2000	23	378	16.4	1	84
	2001	21	271	12.9	1	57
	2002	18	134	7.4	0	32
	TOTAL	62	783	12.6	2	84
3.	TREMAYNE KIRKLAND					
	2003	25	314	12.6	0	75
	TOTAL	25	314	12.6	0	75
4.	HUNKIE COOPER					
	1990	14	173	12.4	0	25
	1991	17	186	10.9	0	39
	TOTAL	31	359	11.6	0	39
5.	DAVID HOLLIS					
	1983	4	73	18.3	NA	35
	1984	5	30	6.0	0	21
	1985	0	0	0	0	0
	1986	25	282	11.3	0	33
	TOTAL	34	385	11.3	NA	35



Ray Cheetany



Greg Brown



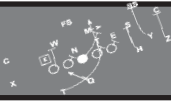
Tony Rhynes



Duane "Toy Train" James



CAREER LEADERS



Adam Seward



James Sunia



Aaron Mitchell



Charles Jarvis

TACKLES

(10 players have totaled at least 270 tackles in a career)

	YR	UT	AT	TOTAL	TFL	SCK-YDS
1.	ADAM SEWARD					
	2001	34	26	60	6-27	3.0-21
	2002	55	78	133	8-24	1.5-16
	2003	67	52	119	10-34	0.5-5
	2004	59	62	121	7-14	1-7
	TOTAL	215	218	433	31-99	6-49
2.	RANDY BLACK					
	1997	59	21	80	4-16	1-10
	1998	57	9	66	3-8	0
	1999	63	24	87	8-30	3-20
	2000	38	23	61	3-10	0
	TOTAL	217	77	294	18-64	4-30
3.	RYAN CLARIDGE					
	2000	32	27	59	3-11	2.0-9
	2001	38	33	71	8-26	2.0-19
	2002	REDSHIRTED WITH INJURY				
	2003	36	40	76	12-62	5.5-53
	2004	39	48	87	15-71	9.0-61
	TOTAL	145	148	293	38-170	18.5-142
4.	DARNELL PICKENS					
	1984	13	25	38	2-6	0
	1985	36	47	83	1-2	0
	1986	21	66	87	1-5	1-5
	1987	51	30	81	4-7	0
	TOTAL	121	168	289	8-20	1-5
5.	JAMAAL BRIMMER					
	2001	11	10	21	1-1	0-0
	2002	54	46	100	17-62	5.5-39
	2003	49	28	77	10-48	3.0-34
	2004	51	31	82	6.5-12	1.5-1
	TOTAL	165	115	280	34.5-123	10-74
	DOC WISE					
	1986	12	28	40	3-3	5-8
	1987	17	24	41	3-24	0
	1988	39	41	80	7-16	3-10
	1989	68	51	119	10-40	1-7
	TOTAL	136	144	280	23-83	9-25
7.	GREG GALES					
	1996	63	29	92	5-17	1-3
	1997	45	63	108	9-22	2-6
	1998	46	31	77	3-15	3-15
	TOTAL	154	123	277	17-54	6-24
8.	JASON DAVIS					
	1991	13	18	31	2-4	1-9
	1992	44	18	62	2-10	0-0
	1993	56	40	96	1-4	0-0
	1994	43	44	87	0-0	0-0
	TOTAL	156	120	276	5-18	1-9
9.	HARVEY ALLEN					
	1982	28	20	48	1-1	0
	1983	NA	NA	76	3-NA	1-NA
	1984	23	50	73	5-21	1-0
	1985	41	34	75	2-7	1-6
	TOTAL	NA	NA	272	11-NA	3-NA
10.	QUINCY SANDERS					
	1995	24	15	39	2-5	0-0
	1996	31	18	49	0-0	0-0
	1997	49	16	65	0-0	0-0
	1998	10	3	13	0-0	0-0
	1999	70	34	104	2-2	0-0
	TOTAL	184	86	270	4-7	0-0

INTERCEPTIONS

(10 players have totaled at least 8 interceptions in a career)

	YR	NO	YDS	AVG	TD	LG
1.	MARLON BEAVERS					
	1973	4	98	24.5	0	38
	1974	5	164	32.8	1	98
	1975	2	26	13.0	0	22
	1976	6	79	13.2	0	33
	TOTAL	17	367	21.6	1	98
2.	KEVIN THOMAS					
	1998	0	0	0.0	0	0
	1999	5	75	15.0	1	46
	2000	2	39	19.5	0	32
	2001	7	213*	30.4	3	58
	TOTAL	14	327	23.4	4	58
	CHARLES JARVIS					
	1978	3	71	23.7	0	38
	1979	2	21	10.5	0	16
	1980	4	81	20.3	1	39
	1981	5	38	7.6	0	24
	TOTAL	14	211	15.1	1	39
4.	DAVID HOLLIS					
	1983	2	2	1.0	0	2
	1984	4	26	6.5	0	13
	1985	1	92	92.0	1	92
	1986	4	23	5.8	0	20
	TOTAL	11	143	13.0	1	92
	PATT MEDCHILL					
	1970	4	160	40.0	1	100
	1971	5	124	24.8	1	34
	1972	2	89	44.5	1	65
	TOTAL	11	373	33.9	3	100
6.	RODNEY MAZION					
	1991	2	96	48.0	1	96
	1992	3	1	0.3	0	1
	1993	2	82	41.0	0	43
	1994	2	46	23	1	32
	TOTAL	9	179	19.9	2	96
	JIM FARNHAM					
	1970	4	14	3.5	0	10
	1971	5	115	23.0	1	44
	TOTAL	9	129	14.3	1	44
8.	ALVIN HORN					
	1985	2	7	3.5	0	7
	1986	6	35	5.8	0	12
	TOTAL	8	42	5.3	0	12
	AARON MITCHELL					
	1977	2	0	0.0	0	0
	1978	6	25	4.2	0	20
	TOTAL	8	25	3.1	0	20
	JIM THOMPSON					
	1968	4	46	11.5	1	NA
	1969	4	34	8.5	0	NA
	TOTAL	8	80	10.0	1	NA

*Led Nation

SINGLE-SEASON LEADERS




RUSHING YARDS


(24 players have rushed for 550 yards or more in a single season, 37 times)

PLAYER, YEAR	ATT	YDS	AVG	TD
1. Mike Thomas, 1973#	274	1,741	6.4	20
2. Ickey Woods, 1987*	259	1,658	6.4	10
3. Mike Thomas, 1974	201	1,408	7.0	17
4. Dominique Dorsey, 2004	226	1,261	5.6	6
5. Joe Haro, 2001	218	1,107	5.1	10
6. Kirk Jones, 1984	154	1,007	6.5	3
7. Jeremi Rudolph, 2000	178	1,005	5.6	9
8. Larry Croom, 2003	208	932	4.5	3
9. Leon Walker, 1978	130	922	7.1	3
10. Raymond Strong, 1976	125	907	7.3	9
11. Tommy Jackson, 1988	179	894	5.0	6
12. Michael Morton, 1979	143	881	6.2	8
13. Tony Burton, 1995	163	880	5.4	5
14. Raymond Strong, 1977	143	843	5.9	6
15. Joe Haro, 2002	159	841	5.3	5
16. James Wofford, 1998	173	816	4.7	5
17. Tony Lewis, 1984	157	801	5.1	7
18. Kevin Brown, 2000	148	798	5.4	3
19. Kirk Jones, 1985	156	790	5.1	4
20. Mack Gilchrist, 1969	153	765	5.0	11
21. Mack Gilchrist, 1970	175	764	4.4	10
22. Kyle Toomer, 1989	134	736	5.5	6
23. Marvin Eastman, 1990	141	718	5.1	7
24. Jeremi Rudolph, 1999	155	693	4.5	4
25. Michael Morton, 1981	123	692	5.6	4
26. Shannon Wilson, 1995	152	677	4.5	4
27. Shannon Wilson, 1992	143	650	4.5	3
28. Coury Hankins, 1997	127	641	5.0	2
29. Dominique Dorsey, 2003	158	626	4.0	1
30. James Wofford, 1997	124	624	5.0	4
31. Leon Walker, 1979	109	612	5.6	2
32. Larry Croom, 2002	84	605	7.2	4
33. Jason Thomas, 2000	138	599	4.3	11
34. Derek Black, 1991	147	588	4.0	6
35. Steve Matousek, 1973	86	586	6.8	3
36. Rod Emery, 1986	117	584	4.9	5
37. Dominique Dorsey, 2002	78	568	7.3	3

*NCAA Division I rushing champion #NCAA Division II rushing champion



Henry Bailey



Sam King

RECEPTIONS

(22 players have caught 40 passes or more in a single season, 36 times)

PLAYER, YEAR	NO	YDS	AVG	TD
1. Randy Gatewood, 1994	88	1,203	13.7	6
2. Michael Morton, 1980	79	552	7.0	6
3. Carlos Baker, 1996	71	887	12.5	7
4. Keenan McCardell, 1990	68	1,046	15.4	8
Jim Sandusky, 1981	68	1,346	19.8	6
6. Nate Turner, 2000	66	947	14.3	10
7. Demond Thompkins, 1993	62	1,068	17.2	8
8. Damon Williams, 1997	61	770	12.6	5
9. Earvin Johnson, 2004	60	795	13.2	8
Earvin Johnson, 2003	60	834	13.9	4
Darral Hambrick, 1982	60	1,060	17.7	8
12. Michael Morton, 1981	55	682	12.4	5
13. Damon Williams, 1996	54	900	16.7	1
Demond Thompkins, 1992	54	919	17.0	6
Keenan McCardell, 1989	54	883	16.4	5
Jeff Spek, 1981	54	895	16.6	2
17. Earvin Johnson, 2002	51	793	15.5	4
Mike Haverly, 1976	51	738	13.9	5
19. Len Ware, 1997	49	818	16.7	6
Waymon Aldridge, 1982	49	810	16.5	7
21. Michael McDade, 1983	46	526	11.4	3
22. Nate Turner, 1999	45	627	13.9	6
George Thomas, 1987	45	586	13.0	6
Brian Harris, 1977	45	663	14.7	6
25. Henry Bailey, 1994	44	586	13.3	10
Greg Brown, 1970	44	741	16.8	5
27. Michael McDade, 1984	43	471	11.0	2
Sam Greene, 1980	43	859	20.0	11
29. Michael Johnson, 2003	42	457	10.9	1
Michael Johnson, 2002	42	502	12.0	2
Len Ware, 1996	42	628	15.0	8
Henry Bailey, 1992	42	832	19.8	8
33. Damon Williams, 1995	41	515	12.6	2
34. Randy Gatewood, 1993	40	629	15.7	2
Reggie LaFrance, 1984	40	487	12.2	4
Sam Greene, 1979	40	821	20.5	9

ALL-PURPOSE YARDAGE

(25 players have handled the ball for 1,061 or more all-purpose yards in a single season, 34 times)

PLAYER, YEAR	RUSH YDS	REC YDS	PR YDS	KOR YDS	TOT YDS
1. Henry Bailey, 1992	15	832	219	817	1,883
2. Mike Thomas, 1973	1,741	76	0	51	1,868
3. Hunkie Cooper, 1990	573	251	173	708	1,705
4. Ickey Woods, 1987	1,658	46	0	0	1,704
5. Dominique Dorsey, 2004	1,261	55	12	310	1,683
6. Mike Thomas, 1974	1,408	131	0	0	1,539
7. Demond Thompkins, 1993	0	1,068	12	442	1,522
8. Tony Burton, 1995	880	277	0	279	1,436
9. Jim Sandusky, 1981	-9	1,346	61	36	1,434
10. Michael Morton, 1981	692	682	0	42	1,416
11. Greg Brown, 1970	0	741	288	364	1,393
12. Raymond Strong, 1976	907	282	0	200	1,389
13. Randy Gatewood, 1994	0	1,204	54	67	1,324
14. Henry Vereen, 1977	162	629	82	449	1,322
15. Raymond Strong, 1977	843	416	0	45	1,304
16. Carlos Baker, 1996	-1	887	123	279	1,288
17. Jeremi Rudolph, 2000	1,005	44	-2	212	1,259
18. Tommy Jackson, 1988	894	254	0	34	1,182
19. George Thomas, 1986	28	808	0	344	1,180
20. Henry Bailey, 1994	50	586	111	432	1,179
21. Joe Haro, 2001	1,107	0	0	66	1,173
22. Tony Lewis, 1983	611	400	153	0	1,164
23. Tony Lewis, 1984	801	266	87	0	1,154
24. Troy Mason, 2000	0	492	378	262	1,132
25. Greg Brown, 1971	0	626	270	234	1,130
26. Kirk Jones, 1984	1,007	121	0	0	1,128
27. Michael Morton, 1979	881	242	0	0	1,123
28. Kirk Jones, 1985	790	275	0	3	1,102
29. Larry Croom, 2002	605	267	92	130	1,094
30. Duane James, 1998	2	194	132	749	1,077
31. Darral Hambrick, 1982	14	1,060	0	0	1,074
32. Dominique Dorsey, 2003	626	92	0	351	1,069
33. Hunkie Cooper, 1991	436	135	186	309	1,066
34. Keenan McCardell, 1990	6	1,046	9	0	1,061

PASSING YARDS

(20 players have passed for 1,000 yards or more in a single season, 33 times)

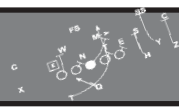
PLAYER, YEAR	ATT	COMP	INT	PCT	YDS	TD
1. Sam King, 1981	433	255	19	.599	3,778	18
2. Jon Denton, 1996	506	277	16	.547	3,591	25
3. R. Cunningham, 1982	381	200	12	.525	2,847	17
4. R. Cunningham, 1984	332	207	10	.624	2,628	24
5. Jon Denton, 1997	374	199	17	.532	2,586	18
6. R. Cunningham, 1983	316	189	8	.598	2,545	18
7. Bobby Stockham, 1993	373	179	26	.480	2,490	17
8. Glenn Carano, 1975	226	128	10	.566	2,039	13
9. Glenn Carano, 1976	277	148	13	.534	2,024	13
10. Jason Thomas, 2002	274	134	7	.489	1,936	8
11. Steve Stallworth, 1985	292	158	9	.541	1,920	9
12. Kurt Nantkes, 2003	323	167	10	.517	1,883	12
13. Derek Stott, 1990	254	143	7	.563	1,877	7
14. Steve Stallworth, 1986	256	135	11	.527	1,869	14
15. Jared Brown, 1995	304	147	17	.484	1,783	13
16. Greg Van Ness, 1977	251	122	12	.486	1,736	10
17. Jason Thomas, 2000	201	106	9	.527	1,708	14
18. Derek Stott, 1989	222	114	6	.514	1,701	9
19. Larry Gentry, 1980	209	113	16	.541	1,691	22
20. Sam King, 1979	188	103	10	.548	1,594	12
21. Jason Davis, 1994	267	130	14	.487	1,539	12
22. Bill Casey, 1968	168	95	1	.566	1,423	11
23. Jason Thomas, 2001	194	83	12	.428	1,353	8
24. Charles Price, 1988	200	96	8	.480	1,200	4
25. John Ma'ae, 1992	176	75	8	.426	1,179	9
26. Jared Brown, 1994	207	102	8	.488	1,154	5
27. Derek Stott, 1991	168	78	11	.464	1,147	8
28. Doug Robertson, 1978	173	72	4	.416	1,104	7
29. Jim Starkes, 1970	113	59	7	.522	1,097	8
30. Jim Starkes, 1971	202	87	10	.432	1,059	9
31. Jason Vaughan, 1999	195	104	6	.533	1,043	9
32. Larry Gentry, 1979	134	60	5	.448	1,031	13
33. Shane Steichen, 2004	187	92	10	.492	1,011	7



Randy Gatewood



SEASONAL LEADERS



RUSHING YARDS

YEAR	PLAYER	ATT	YDS	AVG	TD	LG
1968	Larry Hodges, HB	128	568	4.4	8	42
1969	Mack Gilchrist, FB	153	765	5.0	11	38
1970	Mack Gilchrist, FB	175	764	4.4	10	29
1971	Charles Cooper, FB	116	402	3.5	3	23
1972	Steve Matousek, FB	103	389	3.8	2	41
1973	Mike Thomas, TB	274	1,741*	6.4	20	83
1974	Mike Thomas, TB	201	1,408	7.0	17	85
1975	Darall Moore, TB	105	547	5.2	10	75
1976	Raymond Strong, TB	125	907	7.3	9	74
1977	Raymond Strong, TB	143	843	5.9	6	80
1978	Leon Walker, FB	130	922	7.1	3	67
1979	Michael Morton, TB	143	881	6.2	8	56
1980	Michael Morton, TB	79	552	7.0	6	77
1981	Michael Morton, TB	123	692	5.6	4	67
1982	Lloyd Henderson, RB	54	239	4.4	4	15
1983	Keyvan Jenkins, RB	87	456	5.2	3	86
1984	Kirk Jones, RB	154	1,007	6.5	3	62
1985	Kirk Jones, RB	156	790	5.1	4	37
1986	Rod Emery, RB	117	584	4.9	5	36
1987	Ickey Woods, RB	259	1,658*	6.4	10	62
1988	Tommy Jackson, TB	179	894	5.0	6	21
1989	Kyle Toomer, FB	134	736	5.5	6	44
1990	Marvin Eastman, FB	141	731	5.1	7	39
1991	Derek Black, FB	147	588	4.0	6	22
1992	Shannon Wilson, RB	143	650	4.5	3	33
1993	Omar Love, RB	129	545	4.2	7	32
1994	Omar Love, RB	150	548	3.7	1	31
1995	Tony Burton, RB	163	880	5.4	5	65
1996	Omar Love, RB	91	356	3.9	1	34
1997	Coury Hankins, RB	127	641	5.0	2	47
1998	James Wofford, RB	173	816	4.7	5	55
1999	Jeremi Rudolph, TB	155	693	4.5	4	28
2000	Jeremi Rudolph, TB	178	1,005	5.6	9	45
2001	Joe Haro, TB	218	1,107	5.1	10	68
2002	Joe Haro, TB	159	841	5.3	5	54
2003	Larry Croom, TB	208	932	4.5	3	60
2004	Dominique Dorsey, TB	226	1,261	5.6	6	53


PASSING YARDS

YEAR	PLAYER	ATT	CMP	INT	PCT	YDS	TD	LG
1968	Bill Casey	168	95	9	.566	1,423	11	42
1969	Don Kennedy	141	64	7	.454	966	9	38
1970	Jim Starkes	113	59	7	.522	1,097	8	79
1971	Jim Starkes	202	87	10	.432	1,059	9	62
1972	Sonny Brasile	146	68	8	.466	807	4	55
1973	Mike Pry	69	28	3	.406	481	6	36
1974	Glenn Carano	106	49	12	.462	839	11	50
1975	Glenn Carano	226	128	10	.566	2,039	13	46
1976	Glenn Carano	277	148	13	.534	2,024	13	64
1977	Greg Van Ness	251	122	12	.486	1,736	10	63
1978	Doug Robertson	173	72	4	.416	1,104	7	81
1979	Sam King	188	103	10	.548	1,594	12	80
1980	Larry Gentry	209	113	16	.541	1,691	22	78
1981	Sam King	433	255	19	.599	3,778	18	71
1982	Randall Cunningham	381	200	12	.525	2,847	17	58
1983	Randall Cunningham	316	189	8	.598	2,545	18	69
1984	Randall Cunningham	332	207	10	.624	2,628	24	62
1985	Steve Stallworth	292	158	9	.541	1,920	9	71
1986	Steve Stallworth	256	135	11	.527	1,869	14	77
1987	Scott Sims	180	76	14	.422	809	6	67
1988	Charles Price	200	96	8	.480	1,200	4	80
1989	Derek Stott	222	114	6	.514	1,701	9	69
1990	Derek Stott	254	143	7	.563	1,877	7	46
1991	Derek Stott	168	78	11	.464	1,147	8	52
1992	John Ma'ae	176	75	8	.426	1,179	9	76
1993	Bob Stockham	373	179	26	.480	2,490	17	61
1994	Jason Davis	267	130	14	.487	1,539	12	58
1995	Jared Brown	304	147	17	.484	1,783	13	58
1996	Jon Denton	506	277	16	.547	3,591	25	82
1997	Jon Denton	374	199	17	.532	2,586	18	82
1998	Kevin Crook	115	50	7	.435	688	6	77
1999	Jason Vaughan	195	104	6	.533	1,043	9	45
2000	Jason Thomas	201	106	9	.527	1,708	14	57
2001	Jason Thomas	194	83	12	.428	1,353	8	60
2002	Jason Thomas	274	134	7	.489	1,936	8	55
2003	Kurt Nantkes	323	167	10	.517	1,883	12	50
2004	Shane Steichen	187	92	10	.492	1,011	7	47

*Led Nation • School Record in **BOLD**

RECEPTIONS

YEAR	PLAYER	NO	YDS	AVG	TD	LG
1968	Mark Larson, TE	27	391	14.5	2	42
1969	Nathaniel Hawkins, SE	21	370	17.6	3	38
1970	Greg Brown, FL	44	741	16.8	5	79
1971	Greg Brown, FL	38	626	15.9	5	62
1972	Jack Hansen, TE	38	459	12.1	3	33
1973	Jesse Roberts, SE	12	225	18.8	3	34
1974	Mike Haverty, SE	15	251	16.7	3	34
1975	Kurt Schnabel, SE	32	690	21.6	8	46
1976	Mike Haverty, SE	51	738	14.5	5	47
1977	Brian Harris, SE	45	663	14.7	6	50
1978	Brian Harris, SE	20	380	19.0	4	81
1979	Sam Greene, FL	40	821	20.5	9	80
1980	Sam Greene, FL	43	859	20.2	11	78
1981	Jim Sandusky, SE	68	1,346*	19.8	6	71
1982	Darral Hambrick, SE	60	1,060	17.7	8	58
1983	Michael McDade, FL	46	526	11.4	3	36
1984	Tony Gladney, WR	38	641	16.9	8	62
1985	Tony Lewis, RB	37	400	10.8	1	29
1986	George Thomas, WR	34	808	23.8	8	80
1987	George Thomas, WR	45	586	13.0	6	67
1988	Tommy Jackson, TB	26	254	9.8	0	37
1989	Keenan McCardell, WR	54	883	16.4	5	55
1990	Keenan McCardell, WR	68	1,046	15.4	8	58
1991	Henry Bailey, RB	37	595	16.1	4	52
1992	Demond Thompkins, WR	54	919	17.0	6	51
1993	Demond Thompkins, WR	62	1,068	17.2	8	59
1994	Randy Gatewood, WR	88	1,203	13.7	6	55
1995	Damon Williams, WR	41	515	12.6	2	39
1996	Carlos Baker, WR	71	887	12.5	7	46
1997	Damon Williams, WR	61	770	12.6	5	49
1998	Len Ware, WR	39	500	12.8	2	77
1999	Nate Turner, WR	45	627	13.9	6	46
2000	Nate Turner, WR	66	947	14.3	10	57
2001	Michael Johnson, WR	25	435	17.4	2	56
2002	Earvin Johnson, WR	51	793	15.5	4	45
2003	Earvin Johnson, WR	60	834	13.9	4	35
2004	Earvin Johnson, WR	60	795	13.2	8	47



SEASONAL LEADERS



SCORING

YEAR	PLAYER	TD	PAT/K	R	P	FG	TP
1968	Steve Busick, K-FB	9	17/27	2	1	2/6	83
1969	Mack Gilchrist, FB	12	0	2	0	0	76
1970	Mack Gilchrist, FB	10	0	1	0	0	62
1971	Nathaniel Hawkins, SE	8	0	0	0	0	42
1972	Jim Thayer, K	0	16/17	0	0	5/9	31
1973	Mike Thomas, TB	21	0	1	0	0	128
1974	Mike Thomas, TB	19	0	1	0	0	116
1975	Darall Moore, RB	10	0	0	0	0	60
1976	Raymond Strong, RB	10	0	0	0	0	60
1977	Jim Gaetano, K	0	36/37	0	0	8/14	60
1978	Jim Gaetano, K	0	23/25	0	0	11/17	56
1979	Michael Morton, RB	11	0	0	0	0	66
1980	Sam Greene, FL	11	0	0	0	0	66
1981	Ray Crouse, FB	12	0	0	1	0	74
1982	Darral Hambrick, SE	8	0	0	0	0	48
1983	Reggie Farmer, SE	9	0	0	0	0	54
1984	Joey DiGiovanna, K	0	35/40	0	0	16/20	83
1985	Joey DiGiovanna, K	0	21/22	0	0	10/15	51
1986	Jim Cook, K	0	20/22	0	0	11/13	53
1987	Jim Cook, K	0	27/27	0	0	15/17	72
1988	Jim Cook, K	0	16/16	0	0	12/23	53
1989	Kyle Toomer, FB	7	0	0	0	0	42
1990	Keenan McCardell, WR	8	0	0	0	0	48
1991	Nick Garritano, K	0	18/20	0	0	8/16	42
1992	Henry Bailey, WR	10	0	0	0	0	60
1993	Nick Garritano, K	0	20/21	0	0	13/17	59
1994	Nick Garritano, K	0	24/25	0	0	21/26	87
1995	Tony Burton, RB	9	0	0	0	0	54
1996	Alan Di Leo, K	0	31/34	0	0	7/8	52
1997	Tim O'Reilly, K	0	32/34	0	0	9/13	59
1998	James Wofford, RB	5	0	0	0	0	30
1999	Nate Turner, WR	6	0	0	0	0	36
2000	Jason Thomas, QB	11	0	1	0	0	72
2001	Joe Haro, RB	10	0	0	0	0	60
2002	Dillon Pieffer, K	0	33/34	0	0	7/13	54
	Jason Thomas, QB	9	0	0	0	0	54
2003	Dillon Pieffer, K	0	26/28	0	0	20/25	86
2004	Sergio Aguayo, K	0	27/27	0	0	11/15	60

ALL-PURPOSE YARDS

YEAR	PLAYER	RUSH	REC	PR	KOR	TOTAL
1968	Larry Hodges	568	155	4	15	742
1969	Mack Gilchrist	765	105	0	178	1,048
1970	Greg Brown	0	741	288	364	1,393
1971	Greg Brown	0	626	270	234	1,130
1972	Steve Matousek	389	134	0	134	657
1973	Mike Thomas	1,741	76	0	51	1,868
1974	Mike Thomas	1,408	131	0	0	1,539
1975	Henry Vereen	147	42	34	824	1,047
1976	Raymond Strong	907	282	0	200	1,389
1977	Henry Vereen	162	629	82	449	1,322
1978	Leon Walker	922	138	0	0	1,060
1979	Michael Morton	881	242	0	0	1,123
1980	Sam Greene	84	859	0	0	943
1981	Jim Sandusky	(-9)	1,346	61	36	1,434
1982	Waymon Aldridge	19	810	55	375	1,259
1983	Keyvan Jenkins	456	225	0	335	1,016
1984	Kirk Jones	1,007	121	0	15	1,143
1985	Tony Lewis	611	400	153	0	1,164
1986	George Thomas	28	808	0	344	1,180
1987	Ickey Woods	1,658	46	0	0	1,704
1988	Tommy Jackson	894	254	0	34	1,182
1989	Kyle Toomer	736	141	0	0	877
1990	Hunkie Cooper	573	251	173	708	1,705
1991	Hunkie Cooper	436	135	186	309	1,066
1992	Henry Bailey	15	832	219	817	1,883
1993	Demond Thompkins	0	1,068	12	442	1,522
1994	Randy Gatewood	0	1,203	54	67	1,324
1995	Tony Burton	880	277	0	279	1,436
1996	Carlos Baker	(-1)	887	123	279	1,288
1997	James Wofford	624	158	0	90	872
1998	Duane James	2	194	132	749	1,077
1999	Jeremi Rudolph	693	74	0	0	767
2000	Jeremi Rudolph	1,005	44	(-2)	212	1,259
2001	Joe Haro	1,107	0	0	66	1,173
2002	Larry Croom	605	267	92	130	1,094
2003	Dominique Dorsey	626	92	0	351	1,069
2004	Dominique Dorsey	1,261	55	12	310	1,638

TOTAL OFFENSE

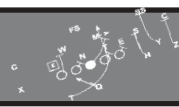
YEAR	PLAYER	PLYS	RUSH	PASS	TOTAL
1968	Bill Casey	200	(-132)	1,423	1,291
1969	Don Kennedy	237	307	966	1,273
1970	Don Kennedy	212	235	906	1,141
1971	Jim Starkes	253	47	1,059	1,206
1972	Sonny Brasile	191	(-8)	807	799
1973	Mike Thomas	276	1,741	0	1,741
1974	Mike Thomas	202	1,408	0	1,408
1975	Glenn Carano	309	(-3)	2,039	2,036
1976	Glenn Carano	367	(-4)	2,024	2,020
1977	Greg Van Ness	346	174	1,736	1,910
1978	Doug Robertson	247	(-35)	1,104	1,069
1979	Sam King	242	64	1,594	1,658
1980	Larry Gentry	308	52	1,691	1,743
1981	Sam King	507	(-216)	3,778	3,562
1982	Randall Cunningham	475	61	2,847	2,908
1983	Randall Cunningham	422	133	2,545	2,678
1984	Randall Cunningham	443	10	2,628	2,638
1985	Steve Stallworth	348	(-92)	1,920	1,828

1986	Steve Stallworth	309	(-134)	1,869	1,735
1987	Ickey Woods	259	1,658	0	1,658
1988	Charles Price	243	(-89)	1,200	1,111
1989	Derek Stott	294	38	1,701	1,739
1990	Derek Stott	370	233	1,877	2,110
1991	Derek Stott	250	308	1,147	1,455
1992	John Ma'ae	243	174	1,179	1,353
1993	Bob Stockham	410	(-43)	2,490	2,447
1994	Jason Davis	311	6	1,539	1,545
1995	Jared Brown	373	284	1,783	2,067
1996	Jon Denton	594	38	3,591	3,629
1997	Jon Denton	438	5	2,586	2,591
1998	James Wofford	174	816	0	816
1999	Jason Vaughan	248	(-95)	1,043	948
2000	Jason Thomas	339	599	1,708	2,307
2001	Jason Thomas	301	481	1,353	1,834
2002	Jason Thomas	398	448	1,936	2,384
2003	Kurt Nantkes	350	(-135)	1,883	1,748
2004	Dominique Dorsey	226	1,261	0	1,261





SEASONAL LEADERS



PUNTING AVERAGE

YEAR	PLAYER	NO	YDS	AVG	LG
1968	Bill Casey	27	1,011	37.4	51
1969	John Ackerley	50	1,900	38.0	55
1970	Jim DiFiore	54	2,090	38.7	63
1971	Jim DiFiore	62	2,535	40.9	66
1972	Jim DiFiore	69	2,902	42.1	78
1973	Jim DiFiore	47	1,850	39.4	64
1974	Kurt Schnabel	36	1,300	36.1	50
1975	Kurt Schnabel	16	572	35.8	57
1976	Steve Gortz	33	1,132	34.3	50
1977	Steve Gortz	55	2,311	42.0	57
1978	Steve Gortz	72	2,951	41.0	69
1979	Keith Reardon	60	2,211	36.9	51
1980	Kevin Rutledge	57	2,329	40.9	71
1981	Kevin Rutledge	50	2,089	41.7	56
1982	Randall Cunningham	27	1,233	45.7	68
1983	Randall Cunningham	56	2,435	43.5	73
1984	Randall Cunningham	59	2,803	47.5	72
1985	Bob Hulberg	66	2,783	42.2	75
1986	Bob Hulberg	64	2,621	40.9	62
1987	Tony Rhynes	56	2,447	43.7	64
1988	Tony Rhynes	66	2,904	44.0	71
1989	Tony Rhynes	56	2,195	39.2	65
1990	Luis Solorio	51	1,892	37.1	57
1991	Brian Parvin	48	2,013	41.9	64
1992	Brian Parvin	57	2,637	46.3	69
1993	Brad Faunce	61	2,745	45.0	61
1994	Brad Faunce	69	2,801	40.6	91
1995	Joe Kristosik	57	2,270	39.8	69
1996	Joe Kristosik	42	1,780	42.4	58
1997	Joe Kristosik	51	1,925	37.8	61
1998	Joe Kristosik	76	3,509	46.2*	67
1999	Ray Cheetany	65	2,950	45.4	67
2000	Ray Cheetany	64	2,646	41.3	66
2001	Gary Cook	64	2,455	38.4	64
2002	Gary Cook	70	2,680	38.3	63
2003	Gary Cook	83	3,604	43.4	66
2004	Gary Cook	64	2,691	42.0	76

*Led Nation • School record in **BOLD**

INTERCEPTIONS


YR	PLAYER	NO	YDS	AVG	TD	LG
1968	Jim Thompson	4	46	11.5	1	NA
1969	Jim Thompson	4	34	8.5	0	NA
	George Powell	4	28	7.0	0	NA
1970	Rodger Reeves	5	90	18.0	1	51
1971	Patt Medchill	5	124	24.8	1	34
	Jim Farnham	5	115	23.0	1	44
1972	James Massey	3	0	0.0	0	0
1973	Marlon Beavers	4	98	24.5	0	38
1974	Marlon Beavers	5	164	32.8	1	98
1975	Donnis Watson	3	53	17.7	0	33
	Mike Otto	3	22	7.3	0	20
1976	Marlon Beavers	6	79	13.2	0	33
1977	Dan Budak	3	44	14.7	0	11
1978	Aaron Mitchell	6	25	4.2	0	20
1979	Bob Lowry	4	54	13.5	0	36
1980	Charles Jarvis	4	81	20.3	1	39
1981	Charles Jarvis	5	38	7.6	0	24
1982	Al Ligon	3	39	13.0	0	25
	Rick Van Horne	3	24	8.0	0	16
1983	Al Ligon	3	40	13.3	0	20
1984	Dalton Reed	4	63	15.8	0	27
	Ed Saignes	4	58	14.5	0	30
	David Hollis	4	26	6.5	0	13
1985	Ed Saignes	2	37	18.5	0	37
	Alvin Horn	2	7	3.5	0	7
	Harvey Allen	2	7	3.5	0	7
	Anthony Blue	2	0	0.0	0	0
1986	Alvin Horn	6	35	5.8	0	12
1987	Autney Wren	2	77	38.5	1	60
	Sean Blunt	2	56	28.0	1	62
1988	Charles Anthony	3	47	15.7	0	23
1989	Charles Anthony	2	46	23.0	0	32
	Freddie Phillips	2	42	21.0	0	42
1990	Carlton Johnson	3	52	17.3	0	43
1991	Carlton Johnson	4	0	0.0	0	0
1992	D'Mentre Lacy	4	10	2.5	0	10
1993	Rodney Mazion	2	82	41.0	0	43
	Jason Davis	2	0	0.0	0	0
1994	Rossie Johnson	2	48	24.0	1	48
	Rodney Mazion	2	46	23.0	1	32
	Marvin Robinson	2	39	19.5	0	39
1995	Carlos Hilliard	2	34	17.0	0	34
	Jabbar Thomas	2	15	7.5	0	14
	Jermaine Webster	2	1	0.5	0	1
1996	Bobby Coffman	2	37	18.5	0	23
1997	Randy Black	3	62	20.7	1	29
1998	Five Players Tied With One Interception					
1999	Kevin Thomas	5	75	15.0	1	46
2000	Amar Brisco	2	77	38.5	1	72
	Kevin Thomas	2	39	19.5	0	32
	Randy Black	2	24	12.0	0	24
2001	Kevin Thomas	7	213*	30.4	3*	58
2002	R. Dodd-Masters	2	26	13.0	0	26
	Connie Brown	2	0	0.0	0	0
	Jamal Wynn	2	0	0.0	0	0
2003	Jamaal Brimmer	6	186	31.0	1	62
2004	Joe Miklos	2	79	39.5	0	79
	Jay Staggs	2	35	17.5	0	35

QB SACKS

YR	PLAYER	SACKS	YARDS
1979	Craig Silverman	10	NA
1980	Todd Liebenstein	10	NA
1981	Todd Liebenstein	4	26
	Reggie Williams	4	25
1982	Phil O'Neil	6	48
1983	Carlos Lovato	5	NA
1984	Daryl Knox	8	NA
1985	Daryl Knox	20	114
1986	Marion Suge Knight	7.5	41
1987	Ike Freeman	7	46
1988	Derek Nicholson	5	41
1989	John Foster	7	45
1990	Carlton Johnson	6	5
1991	Chuck Reed	5	43
	Tom Riley	5	28
1992	Erik Simien	5	30
1993	Tiger Townes	6	48
	Stephen Anderson	6	55
1994	Mark Byers	20.5*	NA
1995	Marvin Robinson	5.5	43
1996	Scott Patton	6.5	41
1997	Talance Sawyer	7	59
1998	Talance Sawyer	4	32
1999	Randy Black	3	20
2000	Anton Palepoi	8	39
2001	Anton Palepoi	4.5	33
2002	Jamaal Brimmer	5.5	39
2003	Ryan Claridge	5.5	53
2004	Ryan Claridge	9.5	61



Talance Sawyer



Ryan Claridge

SEASONAL LEADERS



KICKOFF RETURNS

YR	PLAYER	NO	YDS	AVG	TD	LG
1968	Mack Gilchrist	3	66	22.0	0	NA
1969	Roger Reeves	13	274	21.1	0	NA
1970	Greg Brown	16	364	22.8	0	61
1971	Greg Brown	10	234	23.4	0	72
1972	James Massey	11	251	22.8	0	49
1973	Tom Bywaters	18	430	23.9	0	83
1974	Steve Haggerty	15	280	18.7	0	38
1975	Henry Vereen	36	824	22.9	0	82
1976	Henry Vereen	20	628	31.4	0	64
1977	Henry Vereen	22	449	20.4	0	31
1978	Henry Vereen	16	364	22.8	0	65
1979	Keyvan Jenkins	24	448	18.7	0	58
1980	Keyvan Jenkins	18	421	23.4	0	41
1981	Tony Lewis	18	371	20.6	0	31
	Andrew Lazarus	12	273	22.8	0	49
1982	Waymon Aldridge	15	375	25.0	0	50
1983	Keyvan Jenkins	15	335	22.3	0	32
1984	Byron Brown	14	213	15.2	0	29
	Rod Emery	11	208	18.9	0	33
1985	George Thomas	12	263	21.9	0	53
1986	George Thomas	14	344	24.6	0	71
1987	Mike Reddick	21	470	22.4	0	61
	George Thomas	19	465	24.5	0	56
1988	Bernard Jackson	23	482	21.0	0	NA
1989	Vince McGowens	16	394	24.6	1	90
1990	Hunkie Cooper	35	702	20.2	0	39
1991	Hunkie Cooper	15	309	20.6	0	59
1992	Henry Bailey	34	817	24.0	1	82
1993	Demond Thompkins	16	442	27.6	0	47
1994	Henry Bailey	17	432	25.4	0	59
1995	Tony Burton	15	279	18.6	0	33
	Deriek Charles	16	281	17.6	0	34
1996	Len Ware	19	422	22.2	0	53
1997	Coury Hankins	11	220	20.0	0	36
1998	Duane James	30	749	24.9	0	49
1999	Duane James	17	400	23.5	0	57
2000	Troy Mason	15	262	17.5	0	34
	Jeremi Rudolph	9	212	23.6	0	39
2001	Troy Mason	11	233	21.2	0	31
	Dominique Dorsey	10	346	34.6	0	87
2002	Troy Mason	13	279	21.5	0	40
	Dominique Dorsey	12	260	21.7	0	28
2003	Dominique Dorsey	18	351	19.5	0	49
2004	Dominique Dorsey	14	310	22.1	0	59

PUNT RETURNS

YR	PLAYER	NO	YDS	AVG	TD	LG
1968	Jim Thompson	14	124	8.9	0	NA
1969	Roger Reeves	12	23	1.9	0	NA
	John Ackerley	8	59	7.4	0	NA
1970	Greg Brown	26	288	11.1	1	86
1971	Larry Wright	12	140	11.6	1	82
	Greg Brown	9	270	30.0	1	75
1972	Norm Gookins	12	94	7.8	0	21
1973	Lenny Lucas	6	44	7.3	0	33
1974	Steve Haggerty	20	324	16.2	1	72
1975	Marlon Beavers	14	211	15.1	0	68
1976	Marlon Beavers	15	122	8.1	0	21
1977	Henry Vereen	12	82	6.8	0	32
1978	Henry Vereen	20	155	7.8	0	24
1979	Robert Cobb	3	34	11.3	0	23
1980	Robert Cobb	14	41	2.9	0	15
1981	Jim Sandusky	8	61	7.6	0	13
1982	Waymon Aldridge	11	55	5.0	0	29
1983	Michael Reed	16	78	4.9	0	13
1984	Tony Lewis	11	87	7.9	0	15
	Michael McDade	16	76	4.8	0	14
1985	Tony Lewis	24	153	6.4	0	41
1986	David Hollis	25	282	11.3	0	33
1987	Anthony Drawhorn	23	187	8.1	0	33
1988	Keenan McCardell	29	172	5.9	0	18
1989	Vince McGowens	12	111	9.3	0	21
1990	Hunkie Cooper	14	173	12.4	0	25
1991	Hunkie Cooper	17	186	12.9	1	74
1992	Henry Bailey	15	219	14.6	1	74
1993	Randy Gatewood	7	34	4.9	0	14
1994	Henry Bailey	12	111	9.3	0	26
1995	Carlos Baker	9	44	4.9	0	13
1996	Carlos Baker	12	123	10.3	0	61
1997	Carlos Baker	20	86	4.3	0	38
1998	Duane James	11	132	12.0	1	78
1999	Duane James	15	116	7.7	1	43
2000	Troy Mason	23	378	16.4	1	84
2001	Troy Mason	21	271	12.9	1	57
2002	Troy Mason	18	134	7.4	0	32
2003	Tremayne Kirkland	25	314	12.6	0	75
2004	Donell Wheaton	19	113	5.9	0	38

TACKLES

YR	PLAYER	UT	AT	TOTAL	TFL	S-YDS	INT	PBU	FR	FF
1979	Mike Johnson	67	26	93	1-NA	4-NA	1	3	5	4
1980	Mike Walker	72	50	122	11-NA	4-NA	0	2	2	4
1981	Charles Jarvis	66	44	110	4-20	0-0	5	4	1	NA
1982	Mike Walker	43	38	81	2-9	1-8	0	5	0	NA
1983	Kirk Dodge	NA	NA	132	16-NA	1-NA	1	3	4	NA
1984	Tom Polley	26	105	131	5-17	2-NA	0	3	1	NA
1985	Alvin Horn	61	45	106	1-4	0-0	2	6	0	NA
1986	Alvin Horn	31	62	93	1-1	0-0	6	6	3	NA
1987	Darnell Pickens	51	30	81	4-7	0-0	0	1	0	0
1988	Jody Reinoehl	51	52	103	3-8	0-0	2	4	2	3
1989	Doc Wise	68	51	119	10-40	1-7	0	2	0	3
1990	Carlton Johnson	53	28	78	4-20	6-5	3	6	1	1
1991	Carlton Johnson	52	30	82	3-17	2-22	4	8	0	0
1992	Donnell Porter	51	31	81	1-2	1-2	3	0	0	1
1993	Jason Medlock	69	68	137	5-34	1-0	0	2	0	1
1994	Keith Clough	33	82	115	0-0	0-0	0	3	2	1
1995	Jabbar Thomas	53	49	102	1-2	0-0	2	5	1	0
1996	Greg Gales	63	29	92	5-17	1-3	0	3	0	2
1997	Scott Patton	86	61	147	5-21	1-8	1	4	1	0
1998	James Sunia	51	64	115	6-12	2-2	0	0	1	0
1999	James Sunia	78	41	119	4-11	2-9	0	2	1	0
2000	Sam Brandon	52	30	82	1-2	0-0	1	7	0	0
2001	Sam Brandon	61	38	99	1-1	0-0	2	7	2	1
2002	Adam Seward	55	78	133	8-23	1.5-16	0	2	1	1
2003	Adam Seward	67	52	119	10-34	0.5-5	2	6	1	1
2004	Adam Seward	59	62	121	7-14	1-7	0	4	1	1



Jason Medlock



YEAR-BY-YEAR BREAKDOWN

REBEL FOOTBALL YEAR-BY-YEAR

Year	Overall	Conference	Home	Road	Neutral	Coach	Affiliation/Conference
1968	8-1		6-1	2-0		Ireland	College Division
1969	6-4		4-2	2-2		Ireland	College Division
1970	6-4		4-2	2-2		Ireland	College Division
1971	5-4-1		4-2-1	1-2		Ireland	College Division
1972	1-10		1-6	0-4		Ireland	College Division
1973	8-3		7-1	1-2		Meyer	Division II
1974*	12-1		10-0	2-0	0-1	Meyer	Division II
1975	7-4		6-1	1-3		Meyer	Division II
1976*	9-3		8-0	1-3		Knap	Division II
1977	9-2		6-0	3-2		Knap	Division II
1978	7-4		6-1	1-2	0-1	Knap	Division I-A
1979	9-1-2		5-0-2	4-1		Knap	Division I-A
1980	7-4		4-2	3-2		Knap	Division I-A
1981	6-6		3-3	3-3		Knap	Division I-A
1982	3-8	1-5	2-3	1-5		Hyde	Division I-A/Big West
1983	7-4	4-2	4-2	3-2		Hyde	Division I-A/Big West
1984 ^o	11-2	7-0	5-1	5-1	1-0	Hyde	Division I-A/Big West
1985	5-5-1	4-2-1	4-2	1-3-1		Hyde	Division I-A/Big West
1986	6-5	3-4	4-2	2-3		Nunnely	Division I-A/Big West
1987	5-6	4-3	4-2	1-4		Nunnely	Division I-A/Big West
1988	4-7	3-4	2-4	2-3		Nunnely	Division I-A/Big West
1989	4-7	3-4	4-2	0-5		Nunnely	Division I-A/Big West
1990	4-7	3-4	1-4	3-3		Strong	Division I-A/Big West
1991	4-7	2-5	2-4	2-3		Strong	Division I-A/Big West
1992	6-5	3-3	5-1	1-4		Strong	Division I-A/Big West
1993	3-8	2-4	1-4	2-4		Strong	Division I-A/Big West
1994 [^]	7-5	5-1	5-2	2-3		Horton	Division I-A/Big West
1995	2-9	1-5	2-3	0-6		Horton	Division I-A/Big West
1996	1-11	1-7	1-5	0-6		Horton	Division I-A/WAC
1997	3-8	2-6	3-2	0-6		Horton	Division I-A/WAC
1998	0-11	0-8	0-5	0-6		Horton	Division I-A/WAC
1999	3-8	1-6	0-5	3-3		Robinson	Division I-A/Mountain West
2000 [^]	8-5	4-3	6-0	2-5		Robinson	Division I-A/Mountain West
2001	4-7	3-4	1-4	3-3		Robinson	Division I-A/Mountain West
2002	5-7	3-4	3-3	2-4		Robinson	Division I-A/Mountain West
2003	6-6	2-5	2-4	4-2		Robinson	Division I-A/Mountain West
2004	2-9	1-6	1-4	1-5		Robinson	Division I-A/Mountain West
Totals	203-208-4	62-95-1	137-89-3	66-117-1	2-2		

*NCAA Division II Playoffs ^oCalifornia Bowl [^]Las Vegas Bowl



Four of UNLV's eight all-time head coaches: (L-R) Bill Ireland, Ron Meyer, Tony Knap and Harvey Hyde

50-POINT PERFORMANCES

BY UNLV

Opponent	Score	Year	Site
New Mexico	72-7	1980	Albuquerque, NM
Cal Tech	69-0	1968	Las Vegas
Nebraska-Omaha	63-42	1976	Las Vegas
Prairie View A&M	63-28	1974	Las Vegas
Nat. U. of Mexico	63-6	1971	Las Vegas
Western Illinois	59-29	1977	Las Vegas
New Mexico State	58-42	1986	Las Cruces, NM
Colorado State	56-15	1980	Fort Collins, CO
Oregon Tech	56-0	1970	Las Vegas
New Mexico Highlands	55-31	1971	Las Vegas
Texas-El Paso	53-14	1980	Las Vegas
Idaho	53-14	1978	Las Vegas
Central Michigan	52-24	1994	Las Vegas
New Mexico Highlands	52-14	1974	Las Vegas
Portland State	51-14	1986	Las Vegas
Santa Clara	51-19	1974	Las Vegas

BY OPPONENT

Opponent	Score	Year	Site
Utah	28-69	1981	Las Vegas
Houston	0-69	1989	Las Vegas
Air Force	17-65	1996	Las Vegas
Utah	28-63	2004	Salt Lake City, UT
BYU	28-63	1996	Provo, UT
Tennessee	3-62	1996	Knoxville, TN
Northern Illinois	14-62	1995	DeKalb, IL
Oregon	6-59	1992	Eugene, OR
New Mexico State	34-58	1995	Las Vegas
Hawaii	30-58	1995	Las Vegas
Iowa State	30-57	1995	Ames, IA
Hawaii	19-57	1969	Honolulu, HI
San Jose State	48-55 (OT)	1997	Las Vegas
Nevada, Reno	32-55	1995	Reno
Hawaii	22-55	1992	Honolulu, HI
San Jose State	12-55	1991	San Jose, CA
Nevada, Reno	17-54	1996	Las Vegas
Wyoming	45-53 (30T)	2004	Las Vegas
Utah	14-52	1999	Las Vegas
Air Force	10-52	1998	Las Vegas
Wisconsin	17-52	1996	Las Vegas
San Jose State	14-52	1995	San Jose, CA
New Mexico State	40-52	1993	Las Vegas
Eastern Michigan	6-51	1995	Ypsilanti, MI
Miami (FL)	7-51	1972	Miami, FL
Nevada, Reno	8-50	1991	Reno

YEAR-BY-YEAR TEAM TOTALS

Year	Scoring Offense	Scoring Defense	Total Offense	Total Defense	Rushing Offense	Rushing Defense	Passing Offense	Passing Defense
1968	29.5	11.4	370.8	193.4	185.7	79.0	185.2	114.4
1969	27.1	25.5	344.7	297.3	219.2	127.9	125.5	169.4
1970	31.3	24.1	402.1	325.6	197.3	159.1	204.8	166.5
1971	25.4	17.1	254.3	290.5	97.9	173.7	155.7	116.8
1972	13.5	26.3	275.3	318.6	120.2	184.3	155.0	134.5
1973	27.6	13.7	350.6	248.4	289.1	131.5	61.5	116.9
1974	34.1	19.3	388.3	318.6	303.1	138.9	85.2	179.7
1975	30.1	17.4	382.8	347.3	189.1	187.8	193.7	159.5
1976	24.7	18.0	405.0	355.2	154.5	153.7	250.5	196.5
1977	27.2	21.5	453.7	373.6	202.9	189.5	250.1	184.2
1978	22.6	16.5	383.1	304.0	241.3	171.8	141.8	132.2
1979	30.8	25.0	472.1	347.8	250.6	179.3	221.5	168.4
1980	34.9	23.4	446.2	334.3	210.3	145.6	235.9	188.6
1981	27.1	36.1	491.3	457.9	138.8	247.8	352.5	210.1
1982	22.4	30.2	370.9	454.5	97.5	215.3	273.5	239.2
1983	23.2	17.5	395.2	318.6	163.8	140.6	231.4	178.0
1984	29.8	20.2	406.3	359.6	187.3	139.9	219.0	214.2
1985	17.2	19.1	319.5	322.5	145.1	176.7	174.4	145.8
1986	26.0	21.9	341.5	316.7	129.5	165.3	212.1	151.5
1987	22.2	27.0	320.4	375.4	198.0	191.2	122.4	184.3
1988	16.0	28.5	291.6	412.3	143.4	199.3	148.2	213.0
1989	21.2	30.9	374.4	390.5	184.7	155.4	189.6	235.1
1990	21.7	29.5	370.8	417.0	180.3	200.9	190.6	216.1
1991	20.0	32.7	346.5	422.4	195.9	156.4	150.5	266.0
1992	22.0	28.2	352.4	434.8	147.3	213.5	205.1	221.4
1993	23.5	31.5	353.9	442.7	103.6	155.7	250.3	287.0
1994	23.9	27.7	341.1	406.6	96.3	227.6	244.8	179.0
1995	20.2	47.3	409.6	534.5	184.8	278.1	224.8	256.4
1996	23.0	45.9	384.8	543.0	77.5	269.0	307.1	274.0
1997	25.5	29.3	417.3	381.6	131.8	185.2	285.5	196.5
1998	14.2	35.4	255.3	429.2	114.8	233.9	140.5	195.3
1999	14.5	29.5	260.0	404.9	113.5	234.2	146.5	170.7
2000	28.2	21.8	339.0	261.0	227.8	141.2	159.3	210.1
2001	25.8	24.5	358.5	347.5	214.6	158.1	143.8	189.4
2002	24.3	30.5	409.5	393.8	214.4	159.1	195.1	234.7
2003	21.3	22.7	309.2	377.7	133.4	137.9	175.8	239.8
2004	20.8	32.5	340.5	378.5	173.1	171.3	167.5	207.3

School record in **BOLD**

SCORING & ATTENDANCE MARKS



UNLV YEARLY ATTENDANCE FIGURES

NO RECORDS 1968-70

Year	Home	Avg/Game	Road	Avg/Game	Total	Avg/Game
1971	46,000	6,571	20,140	6,713	66,140	6,614
1972	52,833	7,547	37,355	9,339	90,188	8,199
1973	81,676	10,210	36,335	12,112	118,011	10,728
1974	97,978	9,798	27,467	9,156	125,445	9,650
1975	84,098	12,014	44,113	11,028	128,211	11,656
1976	104,588	13,073	36,351	9,087	140,939	11,744
1977	80,838	13,473	84,696	16,939	165,534	15,049
1978	125,011	17,859	88,917	22,229	213,928	19,448
1979	159,645	22,806	106,074	21,215	265,719	22,143
1980	140,533	23,422	127,616	25,523	268,149	24,377
1981	148,792	24,799	146,364	24,394	295,156	24,596
1982	85,996	17,199	103,854	17,309	189,850	17,259
1983	93,364	15,560	96,486	16,081	180,545	16,413
1984	118,068	19,678	127,110	18,159	245,178	18,860
1985	112,443	18,741	139,637	27,927	252,080	22,916
1986	103,462	17,244	54,250	10,850	157,712	14,337
1987	121,296	20,216	78,182	15,636	199,478	18,134
1988	98,953	16,492	118,861	23,772	217,814	19,801
1989	102,600	17,100	72,608	14,522	175,208	15,928
1990	93,367	18,673	73,975	12,329	167,342	15,213
1991	98,890	16,482	91,204	18,241	190,094	17,281
1992	78,492	13,082	116,118	23,224	194,610	17,692
1993	52,473	10,494	183,264	30,544	235,737	21,430
1994*	68,218	11,370	98,320	19,664	166,538	15,140
1995	54,858	10,972	148,747	24,791	203,605	18,510
1996	118,743	19,791	259,036	43,173	377,779	31,482
1997	101,575	20,315	191,833	31,972	293,408	26,673
1998	90,002	18,000	225,888	37,648	315,890	28,707
1999	114,961	22,992	159,862	26,644	274,823	24,984
2000*	103,491	20,698	254,455	36,351	357,946	29,829
2001	122,513	24,503	192,962	32,160	315,475	28,680
2002	165,493	27,582	203,660	33,943	369,153	30,763
2003	154,829	25,805	225,394	37,566	380,223	31,685
2004	109,352	21,870	327,773	54,629	437,125	39,739
Totals	3,485,431 (207 G)	16,838	4,298,907 (177 G)	24,288	7,784,338 (384)	20,272

Road attendance includes neutral site games School record in BOLD
 *Does not include Las Vegas Bowl played at Sam Boyd Stadium

LARGEST MARGINS OF VICTORY AND DEFEAT

Opponent	Score	Year	Diff.
Cal Tech	69-0	1968	+69
at New Mexico	72-7	1980	+65
National U. of Mexico	63-6	1971	+57
Oregon Tech	56-0	1970	+56
at Colorado State	56-15	1980	+41
Texas-El Paso	53-14	1980	+39
Idaho	53-14	1978	+39
North Texas	38-0	2000	+38
Northern Iowa	48-10	1975	+38
at Nevada, Reno	45-7	1975	+38
Adams State	38-0	1971	+38
New Mexico Highlands	52-14	1974	+38
Portland State	51-14	1986	+37
Jackson State	39-2	1975	+37
Houston	0-69	1989	-69
at Tennessee	3-62	1996	-59
at Oregon	6-59	1992	-53
Air Force	17-65	1996	-48
at Northern Illinois	14-62	1995	-48
at Eastern Michigan	6-51	1995	-45
at Miami (FL)	7-51	1972	-44
Air Force	10-52	1998	-42
Utah State	0-42	1995	-42
at Nevada, Reno	8-50	1991	-42
San Jose State	0-42	1988	-42
at Nebraska	6-48	1988	-42
at Nevada, Reno	7-48	1985	-41
Utah	28-69	1981	-41
BYU	14-54	1980	-40
at Utah State	8-48	1992	-40

LARGEST SINGLE-GAME ATTENDANCE

Opponent	Venue	Year	Score	W/L	Attend.
Tennessee	Neyland Stadium	2004	42-17	L	108,625
Tennessee	Neyland Stadium	1996	62-3	L	106,212
Wisconsin	Camp Randall Stadium	2004	18-3	L	82,071
Wisconsin	Camp Randall Stadium	2003	23-5	W	78,043
Nebraska	Memorial Stadium	1988	48-6	L	76,398
Wisconsin	Camp Randall Stadium	1998	52-7	L	75,044
Wisconsin	Camp Randall Stadium	1985	26-23	L	68,123
Clemson	Memorial Stadium	1993	24-14	L	65,000
Brigham Young	Cougar Stadium	1996	63-28	L	64,872
Brigham Young	LaVell Edwards Stadium	2002	24-3	W	62,543
Brigham Young	Cougar Stadium	1998	38-14	L	61,774
Brigham Young	Cougar Stadium	2000	10-7	L	60,191
Brigham Young	LaVell Edwards Stadium	2004	24-20	W	55,341
Arkansas	War Memorial Stadium	2001	14-10	L	52,213
Southern California	The Coliseum	1997	35-21	L	48,404
Arizona	Arizona Stadium	2001	38-21	L	47,031
Hawaii	Aloha Stadium	1981	57-21	L	46,153
Air Force	Falcon Stadium	1999	35-16	L	44,187
Hawaii	Aloha Stadium	1979	48-31	W	44,143
Hawaii	Aloha Stadium	1992	55-25	L	43,665
Wisconsin	Sam Boyd Stadium	2002	27-7	L	42,075
Hawaii	Aloha Stadium	1984	16-12	L	41,904
Utah	Rice-Eccles Stadium	2004	63-28	L	40,341
Ole Miss	Vaught-Hemingway Stadium	2000	43-40	L	40,338
Wisconsin	Sam Boyd Stadium	1996	52-17	L	40,091
Brigham Young	Cougar Stadium	1981	45-41	W	39,852
Texas-El Paso	Sun Bowl	1993	41-24	L	39,612
San Diego State	Jack Murphy Stadium	1977	31-7	L	39,109
Air Force	Falcon Stadium	1997	25-24	L	39,027
Fresno State	Bulldog Stadium	1997	46-28	L	38,002
Iowa State	Cyclone Stadium	1995	57-30	L	37,619
Oregon State	Reser Stadium	2002	47-17	L	36,121
Iowa State	Jack Trice Stadium	2000	37-22	L	35,408



UNLV's 1996 trip to Tennessee was played before the then-12th largest campus crowd in college history.



SAM BOYD STADIUM RECORDS

TEAM

RUSHING

Attempts
UNLV: 68 vs. Wyoming (1978)
Other: 71 by Air Force at UNLV (2004)

Yards
UNLV: 390 vs. New Mexico (1981)
Other: 459 by Air Force at UNLV (1996)
459 by N. Illinois at UNLV (1987)

Touchdowns
UNLV: 7 vs. Prairie View A&M (1974)
Other: 7 by Air Force at UNLV (1996)
7 by Utah at UNLV (1981)

PASSING

Attempts
UNLV: 79 vs. Idaho (1994)
Other: 64 by Houston at UNLV (1989)

Completions
UNLV: 48 vs. Idaho (1994)
Other: 39 by Houston at UNLV (1989)

Yards
UNLV: 635 vs. Idaho (1994)
Other: 546 by New Mexico State at UNLV (1995)

Touchdowns
UNLV: 6 vs. UTEP (1990)
Other: 5 by Wyoming at UNLV (2002)
5 by San Jose State at UNLV (1997)
5 by San Jose State at UNLV (1995)
5 by San Jose State at UNLV (1991)
5 by Houston at UNLV (1989)

Interceptions
UNLV: 6 vs. Southwestern Louisiana (1987)
6 vs. Southwestern Louisiana (1993)
Other: 5 by Idaho State at UNLV (1984)
5 by Utah State at UNLV (1983)

Completion Percentage
UNLV: .807 (21-26) vs. Idaho State (1984)

TOTAL OFFENSE

Most Yards
UNLV: 632 vs. UTEP (1980)
Other: 721 by New Mexico State at UNLV (1995)

SCORING
Points
UNLV: 63 vs. Nebraska-Omaha (1976)
63 vs. Prairie View A&M (1974)
63 vs. National University of Mexico (1971)
Other: 69 by Houston at UNLV (1989)
69 by Utah at UNLV (1981)

Touchdowns
UNLV: 9 vs. Prairie View A&M (1974)
Other: 9 by Air Force at UNLV (1996)
9 by Houston at UNLV (1989)

Field Goals
UNLV: 4 vs. Hawaii (2003)
4 vs. Central Michigan (1993)
4 vs. Cal State Fullerton (1992)
4 vs. Fresno State (1984)
4 vs. Wyoming (1978)
Other: 5 by BYU at UNLV (1999)

Margin of Victory
UNLV: 57 (63-6) vs. National University of Mexico (1971)
39 (53-14) vs. UTEP (1980)
39 (53-14) vs. Idaho (1978)
Other: 69 (69-0) by Houston at UNLV (1989)

ATTENDANCE

Largest Crowd
UNLV: 42,075, Wisconsin at UNLV (2002)
Other: 41,238, Wyoming vs. BYU (1996 WAC Champ)

INDIVIDUAL

RUSHING

Attempts
UNLV: 37, Ickey Woods vs. Long Beach State (1987)
37, Ickey Woods vs. Pacific (1987)
Other: 44, Chris Lemon of UNR at UNLV (1998)

Yards
UNLV: 266, Mike Thomas vs. Boise State (1974)
Other: 286, Nathan DuPree of SJSU at UNLV (1992)

Touchdowns
UNLV: 4, Mike Thomas vs. Prairie View A&M (1974)
4, Henry Melton vs. NM Highlands (1974)
4, Mike Thomas vs. Wisconsin-Milwaukee (1973)
Other: 4, Steven Jackson of Oregon State vs. UNM (2003 LV Bowl)
4, Mike Anderson of Utah at UNLV (1999)
4, Wasean Tait of Toledo vs. Nevada, Reno (1995 Las Vegas Bowl)
4, Kirk Compton of New Mexico State at UNLV (1995)
4, Glenn Freitas of Hawaii at UNLV (1995)

PASSING

Attempts
UNLV: 53, Jon Denton vs. San Diego State (1996)
53, Bob Stockham vs. New Mexico State (1993)
Other: 61, Timmy Chang of Hawaii at UNLV (2003)

Completions
UNLV: 32, Jon Denton vs. Wyoming (1996)
Other: 37, Timmy Chang of Hawaii at UNLV (2003)

Yards
UNLV: 503, Jon Denton vs. San Diego State (1996)
Other: 546, Cody Ledbetter of New Mexico State at UNLV (1995)

Touchdowns
UNLV: 5, Larry Gentry vs. UTEP (1980)
Other: 5, Casey Bramlet of Wyoming at UNLV (2002)
5, Dan O'Dell of San Jose State at UNLV (1997)
5, Ken Lutz of San Jose State at UNLV (1995)
5, Jeff Garcia of San Jose State at UNLV (1991)
5, Andre Ware of Houston at UNLV (1989)

Interceptions
UNLV: 6, Bob Stockham vs. Southwestern Louisiana (1993)
6, Richard Williams vs. Southwestern Louisiana (1987)
Other: 5, Vern Harris of Idaho State at UNLV (1984)

Completion Percentage
UNLV: .807 (21-26), Randall Cunningham vs. Idaho State (1984)

RECEIVING

Receptions
UNLV: 23, Randy Gatewood vs. Idaho (1994)
Other: 12, Will Blackwell of San Diego State at UNLV (1996)
12, Doug Hooker of San Jose State at UNLV (1988)

Yards
UNLV: 363, Randy Gatewood vs. Idaho (1994)
Other: 237, Scottie Vines of Wyoming at UNLV (2002)

Touchdowns
UNLV: 4, Nathaniel Hawkins vs. New Mexico Highlands (1971)
Other: 4, Lucious Davis of New Mexico State at UNLV (1993)

TOTAL OFFENSE

Most Yards
UNLV: 513, Jon Denton vs. San Diego State (1996)
Other: 559, Cody Ledbetter of New Mexico State at UNLV (1995)

SCORING

Points
UNLV: 26, Mike Thomas vs. Santa Clara (1974)
30, Steven Jackson of Oregon State vs. UNM (2003 LV Bowl)
Other: 24, Mike Anderson of Utah at UNLV (1999)
24, Wasean Tait of Toledo vs. Nevada, Reno (1995 Las Vegas Bowl)
24, Kirk Compton of New Mexico State at UNLV (1995)
24, Glenn Freitas of Hawaii at UNLV (1995)

Touchdowns

UNLV: 4 (7 times) last time Henry Bailey vs. Idaho (1994)
Other: 5, Steven Jackson of Oregon State vs. UNM (2003 LV Bowl)
4 (5 times) last time Mike Anderson of Utah at UNLV (1999)

Field Goals

UNLV: 4, Dillon Pieffer vs. Hawaii (2003)
4, Nick Garritano vs. Central Michigan (1993)
4, Nick Garritano vs. Cal State Fullerton (1992)
4, Joey DiGiovanna vs. Fresno State (1984)
Other: 5, Owen Pochman of BYU at UNLV (1999)



Troy Mason's 84-yard punt return vs. New Mexico helped the 2000 Rebels earn a bowl bid.

LONGEST PLAYS

Rush
UNLV: 89, Darin Brightmon vs. New Mexico State (1989) TD
Other: 76, Mike Anderson of Utah vs. Fresno State (1999 Las Vegas Bowl)
76, Saladin McCullough of Oregon vs. Air Force (1997 Las Vegas Bowl) TD

Pass
UNLV: 87, Carlton Kelley to Henry Vereen vs. Northern Arizona (1977) TD
Other: 87, Jack Hawley to Derrick Lewis of San Diego State at UNLV (1999) TD

Field Goal
UNLV: 54, Nick Garritano vs. Nevada, Reno (1994)
54, Nick Garritano vs. San Jose State (1994)
Other: 61, Jason Hanson of Washington State at UNLV (1991)

Punt
UNLV: 91, Brad Faunce vs. Nevada, Reno (1994)
Other: 75, Kyle Richardson of Arkansas State at UNLV (1995)

Kickoff Return
UNLV: 99, Ken Bowles vs. Cal Poly San Luis Obispo (1976) TD
Other: 100, Reggie Wilson of Utah at UNLV (1981) TD

Punt Return
UNLV: 84, Troy Mason vs. New Mexico, (2000) TD
84, Gary Van Houten vs. Prairie View A&M (1974)
Other: 77, Kendal Smith of Utah State at UNLV (1987) TD

Interception Return
UNLV: 92, David Hollis vs. New Mexico State (1985) TD
Other: 95, Darrell Baker of Arkansas St. at UNLV (1995) TD

Fumble Return
UNLV: 58, Keith Washington vs. UTEP (1992) TD
Other: 75, Michael Coe of Utah State at UNLV (1993) TD

UNLV IN THE RECORD BOOKS



NCAA

Total Offensive Plays in One Quarter
41 by QB Jason Davis vs. Idaho, 9-17-94 (4th Qtr.)

Total Offensive Yards in One Quarter
347 by QB Jason Davis vs. Idaho, 9-17-94 (4th Qtr.)

Pass Attempts in One Quarter
41 by QB Jason Davis vs. Idaho, 9-17-94 (4th Qtr.)

Pass Completions in One Quarter
28 by QB Jason Davis vs. Idaho, 9-17-94 (4th Qtr.)

Passing Yards in One Quarter
347 by QB Jason Davis vs. Idaho, 9-17-94 (4th Qtr.)

Receptions in One Game
23 by WR Randy Gatewood vs. Idaho, 9-17-94



Game with Two Players Passing for 250 Yards or More
(3 times ever)
381 by QB Jason Davis & 254 by QB Jared Brown vs. Idaho, 9-17-94

Longest Fumble Return for a Touchdown
100 by DB Kevin Thomas at Baylor, 9-11-99

Average All-Purpose Yardage Gain Per Play Game
(Min. 300 Yards, 25 plays)
16.8 by Randy Gatewood vs. Idaho, 9-17-94 (419 on 25)

Season (Min. 1,500 yards 100-124 plays)
18.5 by WR Henry Bailey, 1992 (1,883 on 102)

Both Teams Gaining 600 Yards or More (27 times ever)
614 by UNLV and 707 by Idaho, 9-17-94
627 by UNLV and 670 by San Diego State, 11-16-96

BIG WEST



Conference ceased football after 2000 season (additional to NCAA)

Pass Attempts in One Game
79 vs. Idaho, 9-17-94

Pass Completions in One Game
48 vs. Idaho, 9-17-94

Passing Yards in One Game
635 vs. Idaho, 9-17-94

Season Team Punting Average
47.5, 1984

Consecutive Field Goals Made
14 by Jim Cook, 1987

Game Punting Average
54.0 by Brian Parvin vs. Hawaii, 10-24-92

Season Punting Average
47.5 by Randall Cunningham, 1984

Career Punting Average
45.2 by Randall Cunningham, 1982-84

MOUNTAIN WEST

(additional to NCAA)



TEAM RECORDS

Most Points Scored, Quarter: 31 (2nd), UNLV vs. North Texas (9/16/00)
Interceptions Return Yards, Season: 352, UNLV (2001)
Interception Returns for TD, Game: 2, (Tie) UNLV vs. Utah (11/3/01)
Interception Returns for TD, Season: 4, (Tie) UNLV (2001)
Fewest First Downs Allowed, Game: 5, UNLV at Arkansas (8/30/01)

INDIVIDUAL RECORDS

Passing Yards Per Comp. (min. 400 att), Career:
15.5 (323-4997), Jason Thomas (2000-02)
All-Purpose Yards, Career: 4,267, Dominique Dorsey (2001-04)
Punts, Career: 217, Gary Cook (2001-04)
Punting Yards, Career: 11,430, Gary Cook (2001-04)

DEFENSE

Total Tackles, Career: 433, Adam Seward (2001-04)
Assisted Tackles, Career: 218, Adam Seward (2001-04)
Interceptions, Season: 7, Kevin Thomas (2001)
Interception Return Yards, Season: 213, Kevin Thomas (2001)
Interception Returns for TD, Season: 3, (Tie) Kevin Thomas (2001)
Sacks, Game: 4, (Tie) Anton Palepoi vs. Wyoming (10/21/00)
Interceptions, Career: 14, Kevin Thomas (1999-2001)
Interception Return Yards, Career: 327, Kevin Thomas (1999-2001)
Pass Breakups, Career: 50, Kevin Thomas (1999-2001)
Passes Defended, Career: 64, Kevin Thomas (1999-2001)
Interception Return TDs, Career: 4 (Tie), Kevin Thomas (1999-2001)
Fumbles Forced, Career: 10 (Tie), Ryan Claridge (2000-01, 2003-04)
Fumble Return TDs, Career: 2 (Tie), Joe Miklos (2001-SA), Jamaal Brimmer (2001-04)

WESTERN ATHLETIC



UNLV holds no WAC team or individual records.



Sam King

Randy Gatewood's record of 23 catches in one game still stands.

Jason Davis' magical quarter of play in 1994 still makes him owner of five NCAA records.



Henry Bailey

Jon Denton set 10 NCAA freshman records in 1996, all of which have since been broken.



ALL-TIME SERIES HISTORY



ADAMS STATE COLLEGE (1-0)
9-18-71 H UNLV 38-0

AIR FORCE (3-7)
11-21-81 H UNLV 24-21
9-7-96 H AFA 65-17
9-13-97 A AFA 25-24
9-12-98 H AFA 52-10
11-13-99 A AFA 35-16
9-30-00 H UNLV 34-13
11-17-01 A UNLV 34-10
11-16-02 H AFA 49-32
10-11-03 A AFA 24-7
9-18-04 H AFA 27-10

ALCORN STATE (1-0)
11-30-74 H UNLV 35-22

AKRON (0-1)
11-27-76 A AKRON 27-6

ARIZONA (0-1)
9-22-01 A UA 38-21

ARKANSAS (1-1)
12-21-00 H UNLV 31-14
8-30-01 A ARK 14-10

STATE COLL. OF ARKANSAS (1-0)
9-8-73 H UNLV 38-6

ARKANSAS STATE (1-0)
10-9-95 H UNLV 28-23

AZUSA PACIFIC (2-0)
9-21-68 A UNLV 29-8
9-18-69 A UNLV 35-13

BAYLOR (1-2)
9-19-87 H BU 21-14
9-3-88 A BU 27-3
9-11-99 A UNLV 27-24

BOISE STATE (3-3)
9-16-72 A BSU 36-16
10-13-73 H UNLV 24-19
10-19-74 H UNLV 37-35
10-18-75 A BSU 34-21
11-6-76 H UNLV 31-26
9-24-77 A BSU 45-14

BRIGHAM YOUNG (3-8)
12-2-78 N BYU 28-24
11-29-80 H BYU 54-14
10-10-81 A UNLV 45-41
9-2-82 H BYU 27-0
10-12-96 A BYU 63-28
10-10-98 A BYU 38-14
10-23-99 H BYU 29-0
9-23-00 A BYU 10-7
9-29-01 H BYU 35-31
10-19-02 A UNLV 24-3
10-25-03 H BYU (OT)27-20
10-8-04 A UNLV 24-20

CAL LUTHERAN (0-2)
11-23-68 H CL 17-13
9-20-69 H CL 26-0

CAL POLY-SAN LUIS OBISPO (1-1)
11-6-71 H SLO 13-3
10-30-76 H UNLV 28-10

CAL STATE FULLERTON (13-4)
10-22-70 A UNLV 20-10
10-21-72 H CSF 30-20
10-29-77 H UNLV 24-21
11-25-78 H UNLV 24-7
9-8-79 H UNLV 35-14
10-4-80 H UNLV 36-17
11-27-82 H UNLV 42-23
11-12-83 A UNLV 13-0
11-10-84 H UNLV 26-20
10-19-85 A UNLV 10-6
9-27-86 H UNLV 40-23
10-17-87 A CSF 28-14
9-17-88 H CSF 20-10
9-30-89 A CSF 34-20
10-6-90 H UNLV 29-10
10-12-91 A UNLV 25-3
11-28-92 H UNLV 33-16

CAL STATE LOS ANGELES (2-1)
10-17-70 H CSLA 21-20
9-23-72 H UNLV 31-0
9-15-73 H UNLV 42-7

CAL STATE NORTHRIDGE (0-1)
10-9-93 H CSN 24-18

CAL TECH (1-0)
10-26-68 H UNLV 69-0

CENTRAL MICHIGAN (2-1)
9-18-93 H UNLV 33-20
9-10-94 A CMU 35-23
12-15-94 H UNLV 52-24

CLEMSON (0-1)
9-4-93 A CLEM 24-14

COLORADO STATE (4-8-1)
10-21-78 A UNLV 33-6
11-17-79 H — 21-21
9-27-80 A UNLV 56-15
11-6-82 A UNLV 36-31
9-21-96 A CSU 35-16
11-1-97 H CSU 45-19
9-26-98 A CSU 38-16
11-27-99 H CSU 35-17
10-14-00 A CSU 20-19
10-20-01 H CSU 26-24
11-30-02 A UNLV 36-33
11-22-03 H CSU 24-23
11-13-04 A CSU 45-10

DELAWARE (0-1)
12-7-74 N DEL 49-11

EASTERN MICHIGAN (1-1)
9-3-94 H UNLV 17-3
9-16-95 A EMU 51-6

FRESNO STATE (4-11)
11-3-79 A UNLV 31-28
9-13-80 H UNLV 35-6
11-7-81 A FSU 42-26
11-20-82 H FSU 30-28
11-5-83 A UNLV 20-7
11-24-84 H UNLV 27-13
9-14-85 A FSU 26-6
10-6-86 H FSU 36-7
10-31-87 A FSU 45-10
11-12-88 H FSU 31-14
10-28-89 A FSU 31-17
11-3-90 H FSU 45-18
10-26-91 A FSU 48-22
10-26-96 H FSU 34-23
10-25-97 A FSU 46-28

HAWAII (6-10)
10-25-69 A UH 57-19
11-7-70 H UH 28-21
10-27-73 A UH 31-29
10-26-74 H UNLV 33-8
10-14-78 H UNLV 30-20
9-29-79 A UNLV 48-31
11-15-80 H UH 24-19
10-31-81 A UH 57-21
10-15-83 H UH 23-0
9-29-84 A UH 16-12
10-24-92 A UH 55-25
9-30-95 H UH 58-30
10-19-96 A UH 38-28
9-20-97 H UNLV 25-15
12-2-00 A UNLV 34-32
9-19-03 H UNLV 33-22

HIRAM SCOTT COLLEGE (1-0)
11-15-69 H UNLV 36-28

HOUSTON (0-2)
9-2-89 H UH 69-0
9-8-90 A UH 37-9

IDAHO (2-2)
10-25-75 H IDAHO 39-7
11-5-77 A UNLV 35-14
10-7-78 H UNLV 53-14
9-17-94 H IDAHO 48-38

IDAHO STATE (4-2)
11-8-69 H UNLV 35-31
9-26-70 A ISU 64-34
11-23-74 H UNLV 31-7
9-20-75 A ISU 15-7
10-2-76 H UNLV 31-17
10-13-84 H UNLV 33-20

ILLINOIS STATE (1-0)
9-27-97 H UNLV 41-6

IOWA STATE (0-3)
9-23-95 A ISU 57-30
9-18-99 H ISU 24-0
9-9-00 A ISU 37-22

JACKSON STATE (1-0)
10-4-75 H UNLV 39-2

KANSAS (1-1)
9-07-02 H UNLV 31-20
9-6-03 A KU 46-24

KANSAS STATE (0-2)
9-25-93 A KSU 36-20
11-26-94 H KSU 42-3

LAMAR (0-0-1)
11-23-79 H — 24-24

LaVERNE (1-0)
9-27-69 H UNLV 39-26

LONG BEACH STATE (6-5)
9-26-81 H UNLV 32-31
11-13-82 A LBSU 24-13
11-19-83 H LBSU 24-21
10-6-84 A UNLV 41-23
9-28-85 H LBSU 28-24
11-22-86 A UNLV 31-8
11-7-87 H UNLV 30-17
11-26-88 A UNLV 42-41
11-4-89 H UNLV 43-21
11-17-90 A LBSU 29-20
10-5-91 H LBSU 34-19

LOUISIANA-LAFAYETTE (0-4)
(FORMERLY SOUTHWESTERN LOUISIANA)
10-26-85 H USL 20-13
9-12-87 A USL 21-10
11-20-93 H USL 31-14
11-5-94 A USL 28-27

LOUISIANA-MONROE (1-0)
(FORMERLY NORTHEAST LOUISIANA)
10-6-73 H UNLV 26-0

LOUISIANA TECH (2-0)
11-6-93 A UNLV 28-23
10-8-94 H UNLV 24-20

MARSHALL (1-0)
9-21-73 H UNLV 31-9

MIAMI (FL) (0-1)
11-4-72 A MIAMI 51-7

MISSISSIPPI (0-1)
10-28-00 A UM (OT) 43-40

MISSOURI SOUTHERN (1-1)
10-7-72 H MSU 7-0
11-13-76 H UNLV 28-3

MONTANA (4-1)
9-28-74 H UNLV 20-17
9-27-75 A UM 21-20
9-11-76 H UNLV 21-19
9-10-77 A UNLV 15-13
10-28-78 H UNLV 25-16

MONTANA STATE (2-0)
11-14-70 H UNLV 38-36
11-21-92 H UNLV 36-7

UNIVERSITY OF MEXICO (1-0)
11-27-71 H UNLV 63-6

NEBRASKA (0-1)
10-1-88 A NEB 48-6

NEBRASKA-OMAHA (2-0)
10-11-75 H UNLV 35-6
10-16-76 H UNLV 63-42

ALL-TIME SERIES HISTORY



NEVADA, RENO (15-15)

11-22-69	A	UNR	30-28
11-26-70	H	UNLV	42-30
11-20-71	A	UNLV	24-13
11-18-72	H	UNR	41-13
11-17-73	A	UNR	19-3
11-16-74	H	UNLV	28-7
11-22-75	A	UNLV	45-7
11-20-76	H	UNLV	49-33
11-19-77	A	UNLV	27-12
9-16-78	H	UNR	23-14
9-15-79	A	UNLV	26-21
9-3-83	H	UNLV	28-18
11-16-85	A	UNR	48-7
10-3-87	H	UNLV	24-19
11-11-89	A	UNR	45-7
10-20-90	H	UNR	26-14
9-7-91	A	UNR	50-8
10-17-92	H	UNR	14-10
10-23-93	A	UNR	49-14
11-19-94	H	UNLV	32-27
10-28-95	A	UNR	55-32
10-5-96	H	UNR	54-17
9-6-97	A	UNR	31-14
10-3-98	H	UNR	31-10
10-2-99	A	UNR	26-12
10-7-00	H	UNLV	38-7
10-6-01	A	UNLV	27-12
10-05-02	H	UNLV	21-17
10-4-03	A	UNLV	16-12
10-2-04	H	UNLV	48-13

NEW MEXICO (6-6)

9-23-78	A	UNM	24-0
10-13-79	H	UNLV	28-20
11-1-80	A	UNLV	72-7
9-12-81	H	UNLV	49-42
9-18-82	A	UNM	49-21
9-21-91	A	UNLV	23-22
10-30-99	A	UNM	27-6
11-11-00	H	UNLV	18-14
11-10-01	A	UNM	27-17
10-12-02	H	UNM	25-16
11-1-03	A	UNLV	37-35
10-16-04	H	UNM	24-20

NEW MEXICO HIGHLANDS (2-0)

10-30-71	H	UNLV	55-31
11-2-74	H	UNLV	52-14

NEW MEXICO STATE (9-3)

9-15-84	A	UNLV	28-21
10-31-85	H	UNLV	17-12
11-15-86	A	UNLV	58-42
11-14-87	A	UNLV	29-6
10-15-88	H	UNLV	28-20
9-23-89	H	UNLV	26-14
10-13-90	A	UNLV	24-20
11-16-91	H	UNLV	38-28
10-10-92	A	NMSU	40-10
10-30-93	H	NMSU	52-40
10-1-94	A	UNLV	31-27
11-18-95	H	NMSU	58-34

NORTH DAKOTA (1-1-1)

11-13-71	H	—	17-17
11-11-72	H	ND	17-13
11-12-77	H	UNLV	38-14

NORTH TEXAS (4-0)

11-1-86	H	UNLV	27-26
11-4-95	H	UNLV	34-24
9-2-99	A	UNLV	26-3
9-16-00	H	UNLV	38-0

NORTHERN ARIZONA (5-2)

11-16-71	A	NAU	20-7
11-10-73	H	UNLV	42-14
9-21-74	A	UNLV	31-14
11-1-75	H	UNLV	34-21
10-23-76	A	NAU	31-28
10-1-77	H	UNLV	20-16
9-19-92	H	UNLV	40-7

NORTHERN COLORADO (1-0)

10-6-79	H	UNLV	35-31
---------	---	------	-------

NORTHERN ILLINOIS (0-3)

11-28-87	H	NIU	34-31
10-21-89	A	NIU	42-24
10-7-95	A	NIU	62-14

NORTHERN IOWA (1-0)

9-13-75	H	UNLV	48-10
---------	---	------	-------

NORTHWESTERN (0-2)

9-5-98	A	NW	41-7
9-7-01	H	NW	37-28

OHIO UNIVERSITY (1-0)

9-24-88	H	UNLV	26-18
---------	---	------	-------

OREGON (0-2)

10-25-80	A	OU	32-9
9-26-92	A	OU	59-6

OREGON STATE (3-1)

10-1-83	A	UNLV	35-21
9-15-90	A	UNLV	45-20
9-14-91	H	UNLV	23-9
10-14-02	A	OSU	47-17

OREGON TECH (1-0)

10-3-70	H	UNLV	56-0
---------	---	------	------

PACIFIC (8-4)

10-9-76	A	UOP	38-13
10-2-82	A	UOP	29-27
9-17-83	H	UNLV	28-7
10-20-84	A	UNLV	35-21
10-12-85	H	UNLV	24-14
10-11-86	A	UOP	21-15
11-21-87	H	UNLV	30-24
10-8-88	A	UNLV	30-16
10-7-89	H	UNLV	30-7
9-29-90	A	UNLV	37-28
11-23-91	H	UOP	44-23
10-3-92	A	UNLV	21-17

PORTLAND STATE (1-0)

9-13-86	H	UNLV	51-14
---------	---	------	-------

PRAIRIE VIEW A&M (1-0)

10-12-74	H	UNLV	63-28
----------	---	------	-------

RICE (0-2)

9-2-95	A	RICE	38-0
11-14-98	A	RICE	38-16

ST. MARY'S (1-0)

9-14-68	H	UNLV	27-20
---------	---	------	-------

SAN DIEGO STATE (6-8)

10-22-77	A	SDSU	31-7
10-11-80	A	UNLV	28-17
11-14-81	H	SDSU	38-20
9-25-82	A	SDSU	26-23
10-27-83	H	UNLV	28-10
11-3-84	A	UNLV	30-14
11-16-96	H	UNLV	44-42
10-18-97	A	SDSU (OT)	20-17
11-20-99	H	SDSU	37-7
11-25-00	A	UNLV	31-24
10-13-01	H	UNLV	31-3
10-26-02	A	SDSU	31-21
11-8-03	H	SDSU	7-0
11-20-04	A	SDSU	21-3

SAN FRANCISCO (1-0)

9-28-68	A	UNLV	23-7
---------	---	------	------

SAN JOSE STATE (5-11-1)

9-5-81	A	UNLV	16-6
10-30-82	H	SJSU	48-14
9-10-83	A	SJSU	31-26
9-8-84	H	UNLV	30-15
11-23-85	A	—	16-16
10-18-86	H	SJSU	23-20
10-24-87	A	SJSU	48-24
11-19-88	H	SJSU	42-0
11-25-89	A	SJSU	38-28
9-22-90	H	SJSU	47-13
11-2-91	A	SJSU	55-12
10-31-92	H	UNLV	35-31
11-13-93	A	UNLV	28-14
10-29-94	H	UNLV	23-10
10-14-95	A	SJSU	52-14
11-23-96	A	SJSU	31-28
11-22-97	H	SJSU (OT)	55-48

SANTA CLARA (4-2)

10-11-69	H	SCU	26-13
10-31-70	A	UNLV	35-25
10-9-71	H	UNLV	23-14
10-14-72	A	SCU	28-14
11-3-73	A	UNLV	31-15
10-5-74	H	UNLV	51-19

SOUTH DAKOTA (1-0)

9-18-76	H	UNLV	28-26
---------	---	------	-------

SOUTH DAKOTA STATE (2-0)

11-9-74	H	UNLV	24-21
11-8-75	H	UNLV	38-23

SOUTHERN CALIFORNIA (0-1)

10-4-97	A	USC	35-21
---------	---	-----	-------

SOUTHERN COLORADO (1-0)

10-19-68	H	UNLV	25-21
----------	---	------	-------

SOUTHERN METHODIST (0-2)

12-1-84	H	SMU	38-21
10-24-98	A	SMU	10-7

SOUTHERN UTAH STATE (3-0)

11-2-68	H	UNLV	26-17
10-4-69	A	UNLV	30-12
9-19-70	H	UNLV	28-6

SW MISSOURI STATE (0-1)

9-1-90	H	SMSU	31-24
--------	---	------	-------

TENNESSEE (0-2)

8-31-96	A	UT	62-3
9-5-04	A	UT	42-17

TENNESSEE STATE (1-0)

11-9-79	H	UNLV	36-28
---------	---	------	-------

TENNESSEE TECH (1-0)

9-7-85	H	UNLV	35-7
--------	---	------	------

TEXAS CHRISTIAN (1-2)

11-2-96	A	TCU	42-34
10-11-97	H	UNLV	21-19
11-21-98	H	TCU	41-18

TEXAS-EL PASO (5-2)

11-18-78	H	UNLV	27-0
9-22-79	A	UTEP	17-15
10-18-80	H	UNLV	53-14
11-28-81	A	UNLV	27-20
10-9-82	H	UNLV	28-21
9-12-92	H	UNLV	19-17
9-11-93	A	UTEP	41-24

TOLEDO (2-1)

12-15-84	N	UNLV	30-13
10-21-02	A	TOL	38-21
8-29-03	H	UNLV	28-18

TROY (1-0)

9-17-77	H	UNLV	35-28
---------	---	------	-------

TULSA (0-3)

10-29-88	H	TULSA	33-7
10-15-94	A	TULSA	44-22
10-31-98	H	TULSA	20-16

UC RIVERSIDE (1-2)

11-1-69	H	UNLV	36-6
10-10-70	A	UCR	21-19
9-30-72	H	UCR	14-7

UC SAN DIEGO (1-0)

11-16-68	H	UNLV	27-6
----------	---	------	------

UTAH (1-9)

10-20-79	H	UNLV	43-41
9-20-80	A	UTAH	45-29
10-24-81	H	UTAH	69-28
10-16-82	A	UTAH	24-14
9-25-99	H	UTAH	52-14
11-4-00	A	UTAH	38-16
11-3-01	H	UTAH	42-14
11-09-02	A	UTAH	28-17
10-18-03	H	UTAH	28-10
10-23-04	A	UTAH	63-28

UTAH STATE (5-11)

9-25-71	A	USU	27-7
9-29-73	H	USU	7-3
10-22-83	H	UNLV	28-10
11-17-84	A	UNLV	36-20
10-5-85	H	UNLV	14-7
10-25-86	A	USU	7-6
10-10-87	H	UNLV	28-27
11-5-88	A	USU	17-10
11-18-89	H	USU	27-22
10-27-90	A	USU	31-6
11-9-91	H	USU	27-14
11-7-92	A	USU	48-8
10-23-93	H	USU	33-26
9-24-94	A	UNLV	23-21
11-11-95	H	USU	42-0
9-25-04	H	USU	31-21



ALL-TIME SERIES HISTORY



WASHINGTON STATE (0-4)

9-9-78	A	WSU	34-7
9-24-83	A	WSU	41-28
9-6-86	A	WSU	34-14
9-28-91	H	WSU	40-13

WEBER STATE (5-2)

10-23-71	H	WSC	30-17
10-28-72	A	WSC	30-0
9-14-74	A	UNLV	28-10
11-15-75	H	UNLV	38-14
9-25-76	A	UNLV	33-16
10-15-77	H	UNLV	26-13
9-9-89	H	UNLV	16-12

WEST TEXAS A&M (0-1)
(FORMERLY WEST TEXAS STATE)

9-19-81	H	WTSU	21-17
---------	---	------	-------

WESTERN ILLINOIS (1-1)

9-9-72	H	WIU	35-28
10-8-77	H	UNLV	59-29

WESTMINSTER (1-0)

10-5-68	H	UNLV	27-7
---------	---	------	------

WICHITA STATE (1-0)

9-22-84	H	UNLV	38-21
---------	---	------	-------

WISCONSIN (2--5)

9-21-85	A	UW	26-23
9-20-86	H	UNLV	17-7
9-14-96	H	UW	52-17
9-19-98	A	UW	52-7
8-31-02	H	UW	27-7
9-13-03	A	UNLV	23-5
9-11-04	A	UW	18-3

WISCONSIN-MILWAUKEE (1-0)

10-20-73	H	UNLV	35-24
----------	---	------	-------

WYOMING (8-5)

11-11-78	H	UNLV	12-10
10-27-79	A	UNLV	28-24
11-8-80	H	UNLV	33-26
10-3-81	A	WYO	45-21
9-28-96	H	WYO	33-21
11-8-97	A	WYO	35-23
10-17-98	H	WYO	28-25
10-9-99	A	UNLV	35-32
10-21-00	H	UNLV	42-23
10-27-01	A	UNLV	47-26
11-02-02	H	UNLV (OT)	49-48
8-31-02	A	UNLV	35-24
11-6-04	H	WYO (30T)	53-45



UNLV made its first ABC-TV appearance in the NCAA Div. II Grantland Rice Bowl vs. Delaware on Dec. 7, 1974.

RECORD vs. CONFERENCES

ATLANTIC 10
(0-1, .000)

Delaware	0-1
----------	-----

ATLANTIC COAST
(0-2, .000)

Clemson	0-1
Miami (FL)	0-1

BIG 12
(2-9, .182)

Baylor	1-2
Iowa State	0-3
Kansas	1-1
Kansas State	0-2
Nebraska	0-1

BIG SKY
(22-7, .758)

Idaho State	4-2
Montana	4-1
Montana State	2-0
Northern Arizona	5-2
Northern Colorado	1-0
Portland State	1-0
Weber State	5-2

BIG TEN
(2-7, .222)

Northwestern	0-2
Wisconsin	2-5

CONFERENCE USA
(6-11, .353)

Houston	0-2
Marshall	1-0
Rice	0-2
Southern Methodist	0-2
Texas-El Paso	5-2
Tulsa	0-3

GATEWAY
(3-2, .600)

Illinois State	1-0
Northern Iowa	1-0
Southwest Missouri State	0-1
Western Illinois	1-1

MID-AMERICAN
(6-7, .462)

Akron	0-1
Central Michigan	2-1
Eastern Michigan	1-1
Northern Illinois	0-3
Ohio University	1-0
Toledo	2-1

MOUNTAIN WEST
(32-54-1, .373)

Air Force	3-7
Brigham Young	3-9
Colorado State	4-8-1
New Mexico	6-6
San Diego State	6-8
Texas Christian	1-2
Utah	1-9
Wyoming	8-5

OHIO VALLEY
(2-0, 1.000)

Tennessee State	1-0
Tennessee Tech	1-0

PACIFIC-TEN
(3-9, .250)

Arizona	0-1
Oregon	0-2
Oregon State	3-1
Southern California	0-1
Washington State	0-4

SOUTHEASTERN
(1-4, .200)

Arkansas	1-1
Ole Miss	0-1
Tennessee	0-2

SOUTHWESTERN ATHLETIC
(3-0, 1.000)

Alcorn State	1-0
Jackson State	1-0
Prairie View A&M	1-0

SUN BELT
(6-4, .600)

Arkansas State	1-0
Louisiana-Lafayette	0-4
Louisiana-Monroe	1-0
North Texas	4-0

WESTERN ATHLETIC
(51-56-1, .477)

Boise State	3-3
Fresno State	4-11
Hawaii	6-10
Idaho	2-2
Louisiana Tech	2-0
Nevada, Reno	15-15
New Mexico State	9-3
San Jose State	5-11-1
Utah State	5-11

THE LAST TIME



A KICKOFF WAS RETURNED FOR A TOUCHDOWN

UNLV: 97 yards by Len Ware vs. Utah, Sept. 25, 1999
 OPP: 90 yards by Morgan Scalley at Utah, Oct. 23, 2004

A PUNT WAS RETURNED FOR A TOUCHDOWN

UNLV: 52 yards by Troy Mason vs. San Diego State, Oct. 13, 2001
 OPP: 87 yards by Kyle Conerly at San Diego State, Oct. 26, 2002

A BLOCKED PUNT WAS RETURNED FOR A TOUCHDOWN

UNLV: Kevin Rhaburn vs. Wyoming, Oct. 21, 2000
 OPP: Shaun Harper at Utah, Oct. 23, 2004

A BLOCKED FIELD GOAL WAS RETURNED FOR A TOUCHDOWN

UNLV: Never
 OPP: 86 yards by Jim Leonhard at Wisconsin, Sept. 11, 2004

AN INTERCEPTION WAS RETURNED FOR A TOUCHDOWN

UNLV: 62 yards by Jamaal Brimmer at New Mexico, Nov. 1, 2003
 OPP: 14 yards by Blake Lobell at San Diego State, Nov. 20, 2004

A FUMBLE WAS RETURNED FOR A TOUCHDOWN

UNLV: 45 yards by Joe Miklos vs. Colorado State, Nov. 22, 2003
 OPP: 36 yards by Antwan Applewhite at SDSU, Nov. 20, 2004

A CONVERSION ATTEMPT WAS RETURNED FOR TWO POINTS

UNLV: Never
 OPP: Brand Ratcliff of New Mexico, Oct. 12, 2002

A SAFETY WAS RECORDED

UNLV: Team safety after ball is illegally batted through end zone at Wyoming, Nov. 29, 2003
 OPP: Mark Zalewski sacks QB in end zone at Wisconsin, Sept. 11, 2004

A SHUTOUT WAS RECORDED ON THE ROAD

UNLV: 13-0 vs. Cal State Fullerton, Nov. 12, 1983
 OPP: 38-0 at Rice, Sept. 2, 1995

A SHUTOUT WAS RECORDED AT SAM BOYD STADIUM

UNLV: 38-0 vs. North Texas, Sept. 16, 2000
 OPP: 7-0 by San Diego State, Nov. 8, 2003

A TEAM DID NOT COMMIT A TURNOVER

UNLV: at Wisconsin, Sept. 11, 2004
 OPP: vs. Utah State, Sept. 25, 2004



Jon Denton's 503 yards vs. SDSU were an NCAA freshman record.

A TIE GAME WAS PLAYED

UNLV: 16-16 vs. San Jose State, Nov. 23, 1985

A TEAM DID NOT PUNT

UNLV: Vs. Tennessee Tech, Sept. 7, 1985
 OPP: At Kansas, Sept. 6, 2003

A TEAM BLOCKED A PUNT

UNLV: Donell Wheaton vs. Toledo, Aug. 29, 2003
 OPP: Grady Marshall at Utah, Oct. 23, 2004

A TEAM BLOCKED A FIELD GOAL

UNLV: Leon Moore at San Diego State, Nov. 20, 2004
 OPP: Reginald Cribb at Wisconsin, Sept. 11, 2004

AN INDIVIDUAL KICKED FOUR OR MORE FIELD GOALS

UNLV: 4 by Dillon Pieffer vs. Hawaii, Sept. 19, 2003
 OPP: 4 by Johnny Beck at Kansas, Sept. 6, 2003

A 50-YARD FIELD GOAL WAS KICKED

UNLV: 50 yards by Dillon Pieffer at New Mexico, Nov. 1, 2003
 OPP: 50 yards by Matt Payne at BYU, Oct. 8, 2004

AN INDIVIDUAL SCORED FOUR OR MORE TOUCHDOWNS

UNLV: 4 by Henry Bailey vs. Central Michigan, Dec. 15, 1994
 OPP: 4 by Mike Anderson of Utah, Sept. 25, 1999

A TEAM HAD 600 OR MORE YDS TOTAL OFFENSE

UNLV: 644 vs. Wyoming, Nov. 2, 2002
 OPP: 670 by San Diego State, Nov. 16, 1996

A TEAM SCORED AT LEAST 50 POINTS

UNLV: 52 vs. Central Michigan, Dec. 15, 1994
 OPP: 53 by Wyoming, Nov. 6, 2004

A TEAM SCORED AT LEAST 60 POINTS

UNLV: 63 vs. Nebraska-Omaha, Oct. 16, 1976
 OPP: 63 at Utah, Oct. 23, 2004

A PASS WAS COMPLETED FOR AT LEAST 80 YARDS

UNLV: 82 by Jon Denton to Len Ware vs. AFA, Sept. 13, 1997
 OPP: 87 by Jack Hawley to Derrick Lewis of SDSU, Nov. 20, 1999

AN INDIVIDUAL PASSED FOR AT LEAST 400 YARDS

UNLV: 401 by Jon Denton vs. SJSU, Nov. 22, 1997
 OPP: 408 by Casey Kelly of New Mexico, Nov. 1, 2003

AN INDIVIDUAL PASSED FOR AT LEAST 500 YARDS

UNLV: 503 by Jon Denton vs. SDSU, Nov. 16, 1996
 OPP: 546 by Cody Ledbetter of NMSU, Nov. 18, 1995

AN INDIVIDUAL COMPLETED AT LEAST 30 PASSES

UNLV: 31 by Jon Denton at SDSU, Oct. 18, 1997
 OPP: 34 by John Beck at BYU, Oct. 8, 2004

AN INDIVIDUAL THREW AT LEAST FIVE INTERCEPTIONS

UNLV: 6 by Bob Stockham vs. USL, Nov. 20, 1993
 OPP: 5 by Dave Henigan of Pacific, Oct. 3, 1992

AN INDIVIDUAL INTERCEPTED AT LEAST THREE PASSES

UNLV: 3 by Ed Saignes vs. Idaho State, Oct. 13, 1984
 OPP: 3 by Darius Cunnigan of Pacific, Oct. 3, 1992

AN INDIVIDUAL HAD AT LEAST 10 RECEPTIONS

UNLV: 10 by Earvin Johnson at Nevada, Reno, Oct. 4, 2003
 OPP: 10 by Austin Collie at BYU, Oct. 8, 2004

A TEAM HAD TWO RECEIVERS WITH AT LEAST 100 YARDS

UNLV: 174 by Michael Johnson and 106 by Troy Mason vs. Northwestern, Sept. 7, 2001
 OPP: 171 by Dwight Counter and 103 by Adrian Boyd of New Mexico, Nov. 1, 2003



Len Ware turned this catch into an 82-yard TD in 1997.

A TEAM PASSED FOR LESS THAN 100 YARDS

UNLV: 84 at Air Force, Oct. 11, 2003
 OPP: 92 by New Mexico, Oct. 16, 2004

AN INDIVIDUAL RUSHED FOR AT LEAST 200 YARDS

UNLV: 222 by Larry Croom at Colorado State, Nov. 30, 2002
 OPP: 208 by Darren Davis of Iowa State, Sept. 18, 1999

A RUN WENT FOR AT LEAST 50 YARDS

UNLV: 53 by Dominique Dorsey vs. Utah State, Sept. 25, 2004
 OPP: 70 by Alex Smith at Utah, Oct. 23, 2004

A RUN WENT FOR AT LEAST 80 YARDS

UNLV: 89 by Darin Brightmon vs. NMSU, Sept. 23, 1989
 OPP: 80 by Tremaine Cox at Arizona, Sept. 22, 2001

A TEAM RUSHED FOR AT LEAST 300 YARDS

UNLV: 311 by UNLV at Utah, Oct. 23, 2004
 OPP: 366 by Air Force, Nov. 16, 2002

A TEAM RUSHED FOR LESS THAN 100 YARDS

UNLV: 81 at San Diego State, Nov. 20, 2004
 OPP: 91 at BYU, Oct. 8, 2004


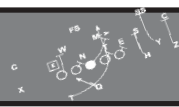
A TEAM HAD TWO RUNNERS WITH AT LEAST 100 YARDS

UNLV: 222 by RB Larry Croom and 126 by RB Joe Haro at Colorado State, Nov. 30, 2002
 OPP: 151 by Basil Mitchell and 111 by John Williams at TCU, Nov. 2, 1996





ALL-TIME RESULTS



BILL IRELAND
(1968-72)

A pioneer in Rebel Athletics, Bill Ireland was UNLV's first football coach and helped shape the school's entire athletic department.

After posting four winning seasons in his five years on the field, including an 8-1 record in his first campaign, Ireland stepped down to serve as UNLV's Director of Athletics from 1973-1980. Ireland now serves as the executive director of the UNLV Hall of Fame and is an executive consultant for the Las Vegas Bowl.

Seasons	W	L	T	PCT
5	26	23	1	.530

1968 (8-1) — Coach: Bill Ireland
Home: 6-1 Road: 2-0

Sep. 14	ST. MARY'S	W	27-20
Sep. 21	at Azusa Pacific	W	29-8
Sep. 28	at San Francisco	W	23-7
Oct. 5	WESTMINSTER	W	27-7
Oct. 19	SOUTHERN COLORADO (hc)	W	25-21
Oct. 26	CAL TECH	W	69-0
Nov. 2	SOUTHERN UTAH STATE	W	26-17
Nov. 16	UC SAN DIEGO	W	27-6
Nov. 23	CAL LUTHERAN	L	13-17
			266-103

1969 (6-4) — Coach: Bill Ireland
Home: 4-2 Road: 2-2

Sep. 20	CAL LUTHERAN	L	0-26
Sep. 27	LaVERNE	W	39-26
Oct. 4	at Southern Utah State	W	30-12
Oct. 11	SANTA CLARA	L	13-26
Oct. 18	at Azusa Pacific	W	35-13
Oct. 25	at Hawaii	L	19-57
Nov. 1	UC RIVERSIDE (hc)	W	36-6
Nov. 8	IDAHO STATE	W	35-31
Nov. 15	HIRAM SCOTT COLLEGE	W	36-28
Nov. 22	at Nevada-Reno	L	28-30
			271-255

1970 (6-4) — Coach: Bill Ireland
Home: 4-2 Road: 2-2

Sep. 19	SOUTHERN UTAH STATE	W	28-6
Sep. 26	at Idaho State	L	34-64
Oct. 3	OREGON TECH	W	56-0
Oct. 10	at UC Riverside	L	19-21
Oct. 17	CAL STATE LOS ANGELES	L	20-21
Oct. 22	at Cal State Fullerton	W	20-10
Oct. 31	at Santa Clara	W	35-25
Nov. 7	HAWAII	L	21-28
Nov. 14	MONTANA STATE	W	38-36
Nov. 26	NEVADA-RENO (hc)	W	42-30
			313-241

1971 (5-4-1) — Coach: Bill Ireland
Home: 4-2-1 Road: 1-2

Sep. 18	ADAMS STATE COLLEGE	W	38-0	6,200
Sep. 25	at Utah State	L	7-27	10,640
Oct. 9	SANTA CLARA	W	23-14	6,000
Oct. 16	at Northern Arizona	L	7-20	4,500
Oct. 23	WEBER STATE	L	17-30	10,200
Oct. 30	NEW MEX. HIGHLANDS (hc)	W	55-31	5,500
Nov. 6	CAL POLY-SLO	L	3-13	5,000
Nov. 13	NORTH DAKOTA	T	17-17	7,600
Nov. 20	at Nevada-Reno	W	24-13	5,200
Nov. 27	NAT'L. UNIV. OF MEXICO	W	63-6	5,500
			254-171	66,140

1972 (1-10) — Coach: Bill Ireland
Home: 1-6 Road: 0-4

Sep. 9	WESTERN ILLINOIS	L	28-35	8,800
Sep. 16	at Boise State	L	16-36	14,000
Sep. 23	CAL STATE LOS ANGELES	W	31-0	6,245
Sep. 30	UC RIVERSIDE	L	7-14	6,180
Oct. 7	MISSOURI SOUTHERN	L	0-7	5,124
Oct. 14	at Santa Clara	L	14-28	4,265
Oct. 21	CAL STATE FULLERTON	L	20-30	5,980
Oct. 28	at Weber State	L	0-30	6,723
Nov. 4	at Miami (Fla.)	L	7-51	24,387
Nov. 11	NORTH DAKOTA	L	13-17	3,298
Nov. 18	NEVADA-RENO (hc)	L	13-41	5,186
			149-289	90,188



RON MEYER
(1973-75)

The owner of the best career winning percentage among UNLV coaches, Ron Meyer led the Rebels to the 1974 NCAA Division II playoffs after an undefeated regular

season. After three straight winning campaigns, Meyer left for SMU then an NFL coaching career that included stops in New England and Indianapolis. Meyer spent a season as head coach of the CFL's Las Vegas Posse in 1994 and led the Chicago XFL franchise in 2001.

Seasons	W	L	T	PCT
3	27	8	0	.771

1973 (8-3) — Coach: Ron Meyer
Home: 7-1 Road: 1-2

Sep. 8	ST. COLLEGE OF ARKANSAS	W	38-6	7,854
Sep. 15	CAL STATE LOS ANGELES	W	42-7	7,023
Sep. 21	MARSHALL	W	31-9	9,186
Sep. 29	UTAH STATE	L	3-7	12,486
Oct. 6	NORTHEAST LOUISIANA	W	26-0	8,623
Oct. 13	BOISE STATE	W	24-19	12,642
Oct. 20	WISCONSIN-MILWAUKEE (hc)	W	35-24	11,738
Oct. 27	at Hawaii	L	29-31	23,011
Nov. 3	at Santa Clara	W	31-15	6,310
Nov. 10	NORTHERN ARIZONA	W	42-14	12,124
Nov. 17	at Nevada-Reno	L	3-19	7,014
			304-151	118,011

1974 (12-1) — Coach: Ron Meyer
Home: 10-0 Road: 2-0 Neutral: 0-1

Sep. 14	at Weber State	W	28-10	11,013
Sep. 21	at Northern Arizona	W	31-14	7,800
Sep. 28	MONTANA	W	20-17	11,524
Oct. 5	SANTA CLARA	W	51-19	11,112
Oct. 12	PRAIRIE VIEW A&M	W	63-28	8,915
Oct. 19	BOISE STATE	W	37-35	18,631(so)
Oct. 26	HAWAII	W	33-8	15,418
Nov. 2	NEW MEXICO HIGHLANDS	W	52-14	5,587
Nov. 9	SOUTH DAKOTA STATE	W	24-21	9,672
Nov. 16	NEVADA-RENO (hc)	W	28-7	17,119(so)
Nov. 23	IDAHO STATE	W	31-7	8,654
Nov. 30	ALCORN STATE +	W	35-22	12,689
Dec. 7	Delaware ++	L	11-49	10,000
			444-251	125,445

+NCAA Division II Playoffs

++Grantland Rice Bowl at Baton Rouge, LA

1975 (7-4) — Coach: Ron Meyer
Home: 6-1 Road: 1-3

Sep. 13	NORTHERN IOWA	W	48-10	13,885
Sep. 20	at Idaho State	L	7-15	10,510
Sep. 27	at Montana	L	20-21	7,800
Oct. 4	JACKSON STATE	W	39-2	15,178
Oct. 11	NEBRASKA-OMAHA	W	35-6	13,924
Oct. 18	at Boise State	L	21-34	20,000
Oct. 25	IDAHO (hc)	L	7-39	12,451
Nov. 1	NORTHERN ARIZONA	W	34-21	9,048
Nov. 8	SOUTH DAKOTA STATE	W	38-23	10,085
Nov. 15	WEBER STATE	W	38-14	9,530
Nov. 22	at Nevada-Reno	W	45-7	5,800
			332-192	128,211



TONY KNAP
(1976-81)

Serving longest as the head man for the Rebels, Tony Knap came to UNLV from Boise State in 1976. In his six seasons, Knap led the Rebels to a NCAA Division II play-

off appearance in 1976, a move to the Division I level in 1978 and a stunning road upset of No. 8 Brigham Young in 1981, perhaps the greatest game in school history. Knap is retired and lives in Walla Walla, Wash.

Seasons	W	L	T	PCT
6	47	20	2	.695

1976 (9-3) — Coach: Tony Knap
Home: 8-0 Road: 1-3

Sep. 11	MONTANA	W	21-19	13,848
Sep. 18	SOUTH DAKOTA	W	28-26	13,031
Sep. 25	at Weber State	W	33-16	13,602
Oct. 2	IDAHO STATE	W	31-17	13,702
Oct. 9	at Pacific	L	13-38	9,327
Oct. 16	NEBRASKA-OMAHA	W	63-42	13,213
Oct. 23	at Northern Arizona	L	28-31	6,860
Oct. 30	CAL POLY-SAN LUIS OBISPO	W	28-10	11,138
Nov. 6	BOISE STATE	W	31-26	14,066
Nov. 13	MISSOURI SOUTHERN	W	28-3	11,320
Nov. 20	NEVADA-RENO (hc)	W	49-33	14,270
Nov. 27	at Akron +	L	6-27	6,562
			296-216	140,939

+NCAA Division II Playoffs

ALL-TIME RESULTS



1977 (9-2) — Coach: Tony Knap

Home: 6-0 Road: 3-2

Sep. 10	at Montana	W 15-13	6,500
Sep. 17	TROY STATE	W 35-28	13,424
Sep. 24	at Boise State	L 14-45	20,575
Oct. 1	NORTHERN ARIZONA	W 20-16	13,497
Oct. 8	WESTERN ILLINOIS	W 59-29	11,798
Oct. 15	WEBER STATE	W 26-13	13,918
Oct. 22	at San Diego State	L 7-31	39,109
Oct. 29	CAL STATE FULLERTON	W 24-21	11,663
Nov. 5	at Idaho	W 35-14	7,400
Nov. 12	NORTH DAKOTA (hc)	W 38-14	17,238(so)
Nov. 19	at Nevada-Reno	W 27-12	10,412
		300-236	165,534

1978 (7-4)* — Coach: Tony Knap

Home: 6-1 Road: 1-2 Neutral: 0-1

Sep. 9	at Washington State	L 7-34	25,250
Sep. 16	NEVADA-RENO	L 14-23	20,910
Sep. 23	at New Mexico	L 0-24	17,291
Oct. 7	IDAHO	W 53-14	18,944
Oct. 14	HAWAII	W 30-20	17,010
Oct. 21	at Colorado State	W 33-6	21,585
Oct. 28	MONTANA	W 25-16	17,058
Nov. 11	WYOMING	W 12-10	18,374
Nov. 18	TEXAS-EL PASO (hc)	W 27-0	15,610
Nov. 25	CAL STATE FULLERTON	W 24-7	14,896
Dec. 2	Brigham Young +	L 24-28	27,500
		249-182	213,928

*UNLV's first Division I season
+at Yokohama, Japan

1979 (9-1-2) — Coach: Tony Knap

Home: 5-0-2 Road: 4-1

Sep. 8	CAL STATE FULLERTON	W 35-14	20,881
Sep. 15	at Nevada-Reno	W 26-21	12,751
Sep. 22	at Texas-El Paso	L 15-17	27,400
Sep. 29	at Hawaii	W 48-31	44,143
Oct. 6	NORTHERN COLORADO	W 35-31	20,925
Oct. 13	NEW MEXICO (hc)	W 28-20	22,201
Oct. 20	UTAH	W 43-41	24,782
Oct. 27	at Wyoming	W 28-24	13,637
Nov. 3	at Fresno State	W 31-28	8,143
Nov. 9	TENNESSEE STATE	W 36-28	26,431
Nov. 17	COLORADO STATE	T 21-21	24,607
Nov. 23	LAMAR	T 24-24	19,818
		370-300	265,719

1980 (7-4) — Coach: Tony Knap

Home: 4-2 Road: 3-2

Sep. 13	FRESNO STATE	W 35-6	19,085
Sep. 20	at Utah	L 29-45	23,645
Sep. 27	at Colorado State	W 56-15	25,972
Oct. 4	CAL STATE FULLERTON	W 36-17	21,974
Oct. 11	at San Diego State	W 28-17	28,212
Oct. 18	TEXAS-EL PASO	W 53-14	20,552
Oct. 25	at Oregon	L 9-32	31,651
Nov. 1	at New Mexico	W 72-7	14,250
Nov. 8	WYOMING (hc)	W 33-26	20,277
Nov. 15	HAWAII	L 19-24	27,239
Nov. 29	BRIGHAM YOUNG (No. 12)	L 14-54	31,406
		384-257	268,149

1981 (6-6) — Coach: Tony Knap

Home: 3-3 Road: 3-3

Sep. 5	at San Jose State	W 16-6	17,112
Sep. 12	NEW MEXICO	W 49-42	25,605
Sep. 19	WEST TEXAS STATE	L 17-21	24,560
Sep. 26	LONG BEACH STATE	W 32-31	25,080
Oct. 3	at Wyoming	L 21-45	23,793
Oct. 10	at Brigham Young (No. 8)	W 45-41	39,852
Oct. 24	UTAH	L 28-69	27,883
Oct. 31	at Hawaii	L 21-57	46,153
Nov. 7	at Fresno State	L 26-42	16,241
Nov. 14	SAN DIEGO STATE (hc)	L 20-38	23,090
Nov. 21	AIR FORCE	W 24-21	22,574
Nov. 28	at Texas-El Paso	W 27-20	3,214
		326-433	295,157



HARVEY HYDE
(1982-85)

Leading the Rebels into conference play for the first time was four-year coach Harvey Hyde. Then called the Pacific Coast Athletic Association, the Big West

welcomed UNLV in 1982. Hyde also led the Rebels to their first bowl appearance when UNLV downed Toledo 30-12 in the 1984 California Bowl. Hyde is currently a sportsradio personality in Las Vegas.

Seasons	W	L	T	PCT
4	26	19	1	.576

1982 (3-8/1-5 Big West) — Coach: Harvey Hyde

Home: 2-3 Road: 1-5

Sep. 2	BRIGHAM YOUNG (No. 19)	L 0-27	26,769
Sep. 18	at New Mexico	L 21-49	20,197
Sep. 25	at San Diego State	L 23-26	24,207
Oct. 2	*at Pacific	L 27-29	9,500
Oct. 9	TEXAS-EL PASO	W 28-21	17,289
Oct. 16	*at Utah	L 14-24	26,182
Oct. 30	*SAN JOSE STATE (hc)	L 14-48	13,487
Nov. 6	at Colorado State	W 36-31	19,108
Nov. 13	*at Long Beach State	L 13-24	4,660
Nov. 20	*FRESNO STATE	L 28-30	15,528
Nov. 27	*CAL STATE FULLERTON	W 42-23	12,923
		246-332	189,850

*Big West Conference games

1983 (7-4/4-2 Big West) — Coach: Harvey Hyde

Home: 4-2 Road: 3-2

Sep. 3	NEVADA-RENO	W 28-18	16,168
Sep. 10	*at San Jose State	L 26-31	15,127
Sep. 17	*PACIFIC	W 28-7	16,146
Sep. 24	at Washington State	L 28-41	16,500
Oct. 1	at Oregon State	W 35-21	26,500
Oct. 15	HAWAII	L 0-23	16,520
Oct. 22	*UTAH STATE (hc)	W 28-10	12,300
Oct. 27	SAN DIEGO STATE	W 28-10	14,275
Nov. 5	*at Fresno State	W 20-7	24,054
Nov. 12	*at Cal State Fullerton	W 13-0	5,000
Nov. 19	*LONG BEACH STATE	L 21-24	17,955
		255-192	180,545

*Big West Conference games

**1984 (11-2/7-0 Big West) — Coach: Harvey Hyde

Home: 5-1 Road: 5-1 Neutral: 1-0

Sep. 8	*SAN JOSE STATE	W 30-15	21,360
Sep. 15	*at New Mexico State	W 28-21	15,587
Sep. 22	WICHITA STATE	W 38-21	17,481
Sep. 29	at Hawaii	L 12-16	41,904
Oct. 6	*at Long Beach State	W 41-23	7,216
Oct. 13	IDAHO STATE	W 33-20	17,755
Oct. 20	*at Pacific	W 35-21	17,500
Nov. 3	at San Diego State	W 30-14	16,883
Nov. 10	*CAL STATE FULLERTON (hc)	W 26-20	25,678
Nov. 17	*at Utah State	W 36-20	6,279
Nov. 24	*FRESNO STATE	W 27-13	12,155
Dec. 1	SMU (No. 10)	L 21-38	23,639
Dec. 15	Toledo +	W 30-13	21,741
		387-255	245,178

*Big West Conference games

+California Bowl at Fresno, CA

** Games later forfeited; record adjusted to 0-13

1985 (5-5-1/4-2-1 Big West) — Coach: Harvey Hyde

Home: 4-2 Road: 1-3-1

Sep. 7	TENNESSEE TECH	W 35-7	22,123
Sep. 14	*at Fresno State	L 6-26	33,754
Sep. 21	at Wisconsin	L 23-26	68,123
Sep. 28	*LONG BEACH STATE	L 24-28	21,816
Oct. 5	*UTAH STATE	W 14-7	16,002
Oct. 12	*PACIFIC	W 24-14	19,970
Oct. 19	*at Cal State Fullerton	W 10-6	8,110
Oct. 26	SOUTHWESTERN LA. (hc)	L 13-20	16,269
Oct. 31	*NEW MEXICO STATE	W 17-12	16,263
Nov. 16	at Nevada-Reno	L 7-48	13,417
Nov. 23	*at San Jose State	T 16-16	16,233
		189-210	252,080


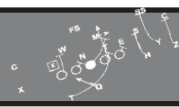
*Big West Conference games



Tony Knap is UNLV's winningest coach with 47 career victories.



ALL-TIME RESULTS



WAYNE NUNNELY
(1986-89)

A UNLV running back in 1971-72 under Coach Bill Ireland, Wayne Nunnely is the only former Rebel player to become a head coach at the school and went on to post a winning season in his first year at the helm. Nunnely has since built a career as a highly respected NFL assistant and is currently with the San Diego Chargers.

Seasons	W	L	T	PCT
4	19	25	0	.432

1986 (6-5/3-4 Big West) — Coach: Wayne Nunnely
Home: 4-2 Road: 2-3

Sep. 6	at Washington State	L 14-34	17,000
Sep. 13	PORTLAND STATE	W 51-14	12,561
Sep. 20	WISCONSIN	W 17-7	32,207(so)
Sep. 27	*CAL STATE FULLERTON	W 40-23	20,101
Oct. 11	*at Pacific	L 15-21	11,500
Oct. 18	*SAN JOSE STATE (hc)	L 20-23	17,522
Oct. 25	*at Utah State	L 6-7	11,270
Nov. 1	NORTH TEXAS STATE	W 27-26	12,131
Nov. 6	*FRESNO STATE	L 7-36	8,940
Nov. 15	*at New Mexico State	W 58-42	9,283
Nov. 22	*at Long Beach State	W <u>31-8</u>	<u>5,197</u>
		286-241	157,712

*Big West Conference games

1987 (5-6/4-3 Big West) — Coach: Wayne Nunnely
Home: 4-2 Road: 1-4

Sep. 12	at Southwestern Louisiana	L 10-21	16,241
Sep. 19	BAYLOR	L 14-21	27,128
Oct. 3	NEVADA-RENO	W 24-19	25,584
Oct. 10	*UTAH STATE	W 28-27	23,363
Oct. 17	*at Cal State Fullerton	L 14-28	6,019
Oct. 24	*at San Jose State	L 24-48	20,108
Oct. 31	*at Fresno State	L 10-45	31,595
Nov. 7	*LONG BEACH STATE (hc)	W 30-17	16,071
Nov. 14	*at New Mexico State	W 29-6	4,219
Nov. 21	*PACIFIC	W 30-24	14,500
Nov. 28	NORTHERN ILLINOIS	L <u>31-34</u>	<u>14,650</u>
		244-297	199,478

*Big West Conference games

1988 (4-7/3-4 Big West) — Coach: Wayne Nunnely
Home: 2-4 Road: 2-3

Sep. 3	at Baylor	L 3-27	25,610
Sep. 17	*CAL STATE FULLERTON	L 10-20	18,865
Sep. 24	OHIO UNIVERSITY	W 26-18	16,266
Oct. 1	at Nebraska (No. 9)	L 6-48	76,398
Oct. 8	*at Pacific	W 30-16	6,233
Oct. 15	*NEW MEXICO STATE (hc)	W 28-20	18,729
Oct. 29	TULSA	L 7-33	18,425
Nov. 5	*at Utah State	L 10-17	8,606
Nov. 12	*FRESNO STATE	L 14-31	23,408
Nov. 19	*SAN JOSE STATE	L 0-42	3,260
Nov. 26	*at Long Beach State	W <u>42-41</u>	<u>2,014</u>
		176-313	217,814

*Big West Conference games

1989 (4-7/3-4 Big West) — Coach: Wayne Nunnely
Home: 4-2 Road: 0-5

Sep. 2	HOUSTON	L 0-69	22,416
Sep. 9	WEBER STATE	W 16-12	17,718
Sep. 23	*NEW MEXICO STATE	W 26-14	13,164
Sep. 30	*at Cal State Fullerton	L 20-34	3,930
Oct. 7	*PACIFIC (hc)	W 30-7	15,030
Oct. 21	at Northern Illinois	L 24-42	16,352
Oct. 28	*at Fresno State	L 17-31	32,302
Nov. 4	*LONG BEACH STATE	W 43-21	16,562
Nov. 11	at Nevada-Reno	L 7-45	16,545
Nov. 18	*UTAH STATE	L 22-27	17,710
Nov. 25	*at San Jose State	L <u>28-38</u>	<u>3,479</u>
		233-340	175,208

* Big West Conference games



JIM STRONG
(1990-93)

Former Notre Dame offensive coordinator Jim Strong became the sixth head coach in UNLV history in 1990 and led the Rebels for four seasons. Strong's 1992 team, featuring two future NFL linemen, posted the program's first winning season since 1986 with a 6-5 record. Strong currently is a businessman in the Midwest.

Seasons	W	L	T	PCT
4	17	27	0	.386

1990 (4-7/3-4 Big West) — Coach: Jim Strong
Home: 1-4 Road: 3-3

Sep. 1	SW MISSOURI STATE	L 24-31	17,659
Sep. 8	at Houston	L 9-37	20,138
Sep. 15	at Oregon State	W 45-20	17,272
Sep. 22	*SAN JOSE STATE	L 13-47	18,934
Sep. 29	*at Pacific	W 37-28	6,376
Oct. 6	*CAL STATE FULLERTON	W 29-10	17,526
Oct. 13	*at New Mexico State	W 24-20	10,267
Oct. 20	NEVADA-RENO (hc)	L 14-26	22,402
Oct. 27	*at Utah State	L 6-31	15,273
Nov. 3	*FRESNO STATE	L 18-45	16,846
Nov. 17	*at Long Beach State	L <u>20-29</u>	<u>4,649</u>
		239-324	167,324

* Big West Conference games

1991 (4-7/2-5 Big West) — Coach: Jim Strong
Home: 2-4 Road: 2-3

Sep. 7	at Nevada-Reno	L 8-50	24,123
Sep. 14	OREGON STATE	W 23-9	19,141
Sep. 21	at New Mexico	W 23-22	16,679
Sep. 28	WASHINGTON STATE	L 13-40	20,628
Oct. 5	*LONG BEACH STATE (hc)	L 19-34	20,090
Oct. 12	*at Cal State Fullerton	W 25-3	3,012
Oct. 26	*at Fresno State	L 22-48	30,866
Nov. 2	*at San Jose State	L 12-55	16,524
Nov. 9	*UTAH STATE	L 14-27	11,787
Nov. 16	*NEW MEXICO STATE	W 38-28	13,729
Nov. 23	*PACIFIC	L <u>23-44</u>	<u>13,515</u>
		220-360	190,064

* Big West Conference games

1992 (6-5/3-3 Big West) — Coach: Jim Strong
Home: 5-1 Road: 1-4

Sep. 12	TEXAS-EL PASO	W 19-17	15,176
Sep. 19	NORTHERN ARIZONA	W 40-7	15,584
Sep. 26	at Oregon	L 6-59	29,508
Oct. 3	*at Pacific	W 21-17	12,452
Oct. 10	*at New Mexico State	L 10-40	20,213
Oct. 17	*NEVADA-RENO (hc)	L 10-14	25,409
Oct. 24	at Hawaii	L 25-55	43,665
Oct. 31	*SAN JOSE STATE	W 35-31	9,372
Nov. 7	*at Utah State	L 8-48	10,280
Nov. 21	MONTANA STATE	W 36-7	9,444
Nov. 28	*CAL STATE FULLERTON	W <u>33-16</u>	<u>3,507</u>
		243-311	214,262

* Big West Conference games

1993 (3-8/2-4 Big West) — Coach: Jim Strong
Home: 1-4 Road 2-4

Sep. 4	at Clemson (No. 22)	L 14-24	65,000
Sep. 11	at Texas-El Paso	L 24-41	39,612
Sep. 18	CENTRAL MICHIGAN	W 33-20	14,056
Sep. 25	at Kansas State	L 20-36	25,817
Oct. 2	*at Nevada-Reno	L 14-49	26,866
Oct. 9	CAL STATE NORTHBRIDGE	L 18-24	10,380
Oct. 23	*UTAH STATE (hc)	L 26-33	12,284
Oct. 30	*NEW MEXICO STATE	L 40-52	8,032
Nov. 6	*at Louisiana Tech	W 28-23	17,200
Nov. 13	*at San Jose State	W 28-14	8,769
Nov. 20	*SOUTHWESTERN LA.	L <u>14-31</u>	<u>7,721</u>
		259-347	235,737

* Big West Conference games



JEFF HORTON
(1994-98)

A former coach of arch-rival Nevada, Reno, Jeff Horton took over UNLV in 1994 and led the Rebels to a stunning victory over the Wolf Pack, a share of the league title and a Las Vegas Bowl championship. His five-year stay tied him with original coach Bill Ireland for second-longest stint at the school. He now coaches quarterbacks at the University of Wisconsin.

Seasons	W	L	T	PCT
5	13	44	0	.228

1994 (7-5/5-1 Big West) — Coach: Jeff Horton
Home: 5-2 Road: 2-3

Sep. 3	EASTERN MICHIGAN	W 17-3	10,756
Sep. 10	at Central Michigan	L 23-35	20,316
Sep. 17	IDAHO	L 38-48	8,820
Sep. 24	*at Utah State	W 23-21	21,302
Oct. 1	*at New Mexico State	W 31-27	22,814
Oct. 8	*LOUISIANA TECH (hc)	W 24-20	10,358
Oct. 15	at Tulsa	L 22-44	16,875
Oct. 29	*SAN JOSE STATE	W 23-10	7,729
Nov. 5	*at Southwestern La.	L 27-28	17,013
Nov. 19	*NEVADA, RENO	W 32-27	20,224
Nov. 26	KANSAS STATE (No. 8)	L 3-42	10,331
Dec. 15	+CENTRAL MICHIGAN	W <u>52-24</u>	<u>17,562</u>
		263-305#	190,117#

* Big West Conference games

+ Las Vegas Bowl played at Sam Boyd Stadium

#Totals do not include Las Vegas Bowl

ALL-TIME RESULTS



1995 (2-9/1-5 Big West) — Coach: Jeff Horton

Home: 2-3 Road: 0-6

Sep. 2	at Rice	L	0-38	18,500
Sep. 9	*ARKANSAS STATE	W	28-23	24,192
Sep. 16	at Eastern Michigan	L	6-51	25,009
Sep. 23	at Iowa State	L	30-57	37,619
Sep. 30	HAWAII	L	30-58	15,764
Oct. 7	*at Northern Illinois	L	14-62	22,805
Oct. 14	*at San Jose State	L	14-52	11,423
Oct. 28	*at Nevada, Reno	L	32-55	33,391
Nov. 4	NORTH TEXAS (hc)	W	34-24	5,389
Nov. 11	*UTAH STATE	L	0-42	5,041
Nov. 18	*NEW MEXICO STATE	L	<u>34-58</u>	<u>4,472</u>
			222-520	203,605

*Big West Conference games

1996 (1-11/1-7 WAC) — Coach: Jeff Horton

Home: 1-5 Road: 0-6

Aug. 31	at Tennessee (No. 2)	L	3-62	106,212
Sep. 7	*AIR FORCE	L	17-65	22,945
Sep. 14	WISCONSIN	L	17-52	40,091
Sep. 21	*at Colorado State	L	16-35	24,011
Sep. 28	*WYOMING	L	21-33	12,564
Oct. 5	NEVADA, RENO	L	17-54	20,230
Oct. 12	at Brigham Young (No. 19)	L	28-63	64,872
Oct. 19	*at Hawai'i	L	28-38	29,536
Oct. 26	*FRESNO STATE (hc)	L	23-34	11,319
Nov. 2	*at Texas Christian	L	34-42	27,047
Nov. 16	*SAN DIEGO STATE	W	44-42	11,594
Nov. 23	*at San Jose State	L	<u>28-31</u>	<u>7,358</u>
			276-551	377,779

*Western Athletic Conference games

1997 (3-8/2-6 WAC) — Coach: Jeff Horton

Home: 3-2 Road: 0-6

Sep. 6	at Nevada, Reno	L	14-31	30,118
Sep. 13	*at Air Force	L	24-25	39,027
Sep. 20	*HAWAII	W	25-15	27,117
Sep. 27	ILLINOIS STATE (hc)	W	41-6	20,556
Oct. 4	at Southern California	L	21-35	48,404
Oct. 11	*TEXAS CHRISTIAN	W	21-19	18,777
Oct. 18	*at San Diego State	L	17-20 (OT)	24,628
Oct. 25	*at Fresno State	L	28-46	38,002
Nov. 1	*COLORADO STATE	L	19-45	19,654
Nov. 8	*at Wyoming	L	23-35	11,654
Nov. 22	*SAN JOSE STATE	L	<u>48-55 (OT)</u>	<u>15,141</u>
			281-332	293,408

*Western Athletic Conference games

1998 (0-11/0-8 WAC) — Coach: Jeff Horton

Home: 0-5 Road: 0-6

Sep. 5	at Northwestern	L	7-41	30,197
Sep. 12	*AIR FORCE	L	10-52	20,279
Sep. 19	at Wisconsin (No. 14)	L	7-52	75,044
Sep. 26	*at Colorado State	L	16-38	27,632
Oct. 3	NEVADA, RENO	L	20-31	22,006
Oct. 10	*at Brigham Young	L	14-38	61,774
Oct. 17	*WYOMING (hc)	L	25-28 (OT)	17,089
Oct. 24	*at Southern Methodist	L	7-10	16,073
Oct. 31	*TULSA	L	16-20	15,187
Nov. 14	*at Rice	L	16-38	15,168
Nov. 21	*TEXAS CHRISTIAN	L	<u>18-41</u>	<u>15,441</u>
			156-389	315,890

*Western Athletic Conference games



JOHN ROBINSON
(1999-2004)

A former coach of USC and the Los Angeles Rams, John Robinson took over UNLV in 1999 and led the Rebels to college football's fifth-best turnaround

that season. A year later he earned Mountain West Conference Coach of the Year honors with an 8-5 record and Las Vegas Bowl victory. He became the first Rebel coach to also serve as athletic director at the same time (2002-03). He retired from coaching with the second most wins in school history.

Seasons	W	L	T	PCT
6	28	42	0	.400

1999 (3-8/1-6 MWC) — Coach: John Robinson

Home: 0-5 Road: 3-3

Sep. 2	at North Texas	W	26-3	19,011
Sep. 11	at Baylor	W	27-24	32,272
Sep. 18	IOWA STATE	L	0-24	26,167
Sep. 25	*UTAH	L	14-52	23,532
Oct. 2	at Nevada, Reno	L	12-26	23,490
Oct. 9	*at Wyoming	W	35-32	19,048
Oct. 23	*BYU (hc) (No. 19)	L	0-29	30,599
Oct. 30	*at New Mexico	L	6-27	21,854
Nov. 13	*at Air Force	L	16-35	44,187
Nov. 20	*SAN DIEGO STATE	L	7-37	18,165
Nov. 27	*COLORADO STATE	L	<u>17-35</u>	<u>16,498</u>
			160-324	274,823

*Mountain West Conference games

2000 (8-5/4-3 MWC) — Coach: John Robinson

Home: 6-0 Road: 2-5

Sep. 9	at Iowa State	L	22-37	35,408
Sep. 16	NORTH TEXAS	W	38-0	16,544
Sep. 23	*at BYU	L	7-10	60,191
Sep. 30	*AIR FORCE	W	34-13	22,321
Oct. 7	NEVADA, RENO	W	38-7	27,578
Oct. 14	*at Colorado State	L	19-20	31,700
Oct. 21	*WYOMING (hc)	W	42-23	19,967
Oct. 28	at Ole Miss	L	40-43 (OT)	40,338
Nov. 4	*at Utah	L	16-38	34,842
Nov. 11	*NEW MEXICO	W	18-14	17,081
Nov. 25	*at San Diego State	W	31-24	17,184
Dec. 2	at Hawaii	W	34-32	34,792
Dec. 21	+ARKANSAS	W	<u>31-14</u>	<u>29,117</u>
			# 339-261	# 357,946

*Mountain West Conference games

+Las Vegas Bowl played at Sam Boyd Stadium

#Totals do not include Las Vegas Bowl

2001 (4-7/3-4 MWC) — Coach: John Robinson

Home: 1-4 Road: 3-3

Aug. 30	at Arkansas	L	10-14	52,213
Sep. 7	NORTHWESTERN (No. 16)	L	28-37	26,721
Sep. 22	at Arizona	L	21-38	47,031
Sep. 29	*BYU (No. 20)	L	31-35	32,601
Oct. 6	at Nevada, Reno	W	27-12	24,238
Oct. 13	*SAN DIEGO STATE (hc)	W	31-3	22,100
Oct. 20	*COLORADO STATE	L	24-26	20,049
Oct. 27	*at Wyoming	W	47-26	11,299
Nov. 3	*UTAH	L	14-42	21,042
Nov. 10	*at New Mexico	L	17-27	27,107
Nov. 17	*at Air Force	W	<u>34-10</u>	<u>31,074</u>
			284-270	315,475

*Mountain West Conference games

2002 (5-7/3-4 MWC) — Coach: John Robinson

Home: 3-3 Road: 2-4

Aug. 31	WISCONSIN (No. 25)	L	7-27	42,075
Sep. 7	KANSAS	W	31-20	25,109
Sep. 14	at Oregon State	L	17-47	36,121
Sep. 21	at Toledo	L	21-38	26,050
Oct. 5	NEVADA, RENO	W	21-17	28,341
Oct. 12	*NEW MEXICO (hc)	L	16-25	21,205
Oct. 19	*at BYU	W	24-3	62,543
Oct. 26	*at San Diego State	L	21-31	21,541
Nov. 2	*WYOMING	W	49-48 (OT)	23,346
Nov. 9	*at Utah	L	17-28	28,528
Nov. 16	*AIR FORCE	L	32-49	25,417
Nov. 30	*at Colorado State (No. 13)	W	<u>36-33</u>	<u>28,877</u>
			292-366	369,153

*Mountain West Conference games

2003 (6-6/2-5 MWC) — Coach: John Robinson

Home: 2-4 Road: 4-2

Aug. 29	TOLEDO	W	28-18	21,791
Sep. 6	at Kansas	L	46-24	33,980
Sep. 13	at Wisconsin (No. 14)	W	23-5	78,043
Sep. 19	HAWAII	W	33-22	34,287
Oct. 4	at Nevada, Reno	W	16-12	31,900
Oct. 11	*at Air Force	L	24-7	43,873
Oct. 18	*UTAH (hc)	L	28-10	26,241
Oct. 25	*BYU	L	27-20 (OT)	30,084
Nov. 1	*at New Mexico	W	37-35	29,179
Nov. 8	*SAN DIEGO STATE	L	7-0	20,896
Nov. 22	*COLORADO STATE	L	24-23	21,530
Nov. 29	*at Wyoming	W	<u>35-24</u>	<u>8,419</u>
			256-272	380,223

*Mountain West Conference games

2004 (2-9/1-6 MWC) — Coach John Robinson

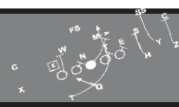
Home: 1-4 Road: 1-5

Sep. 5	at Tennessee (No. 14)	L	42-17	108,625
Sep. 11	at Wisconsin (No. 21)	L	18-3	82,071
Sep. 18	*AIR FORCE	L	27-10	23,823
Sep. 25	UTAH STATE	L	31-21	19,116
Oct. 2	UNR	W	48-13	27,596
Oct. 8	*at BYU	W	24-20	56,341
Oct. 16	*NEW MEXICO	L	24-20	19,065
Oct. 23	*at Utah (No. 9)	L	63-28	40,341
Nov. 6	*WYOMING	L	53-45 (3OT)	19,752
Nov. 13	*at Colorado State	L	45-10	14,876
Nov. 20	*at San Diego State	L	<u>21-3</u>	<u>25,519</u>
			229-357	437,125

*Mountain West Conference games



REBEL BOWL HISTORY



Still the winningest team in UNLV I-A history at 11-2 overall, the 1984 squad earned the school its first bowl bid and went on to beat Toledo 30-13 in the California Bowl.

The first Big West team to ever win seven league games, Coach Harvey Hyde's Rebels lost only a close game at Hawaii and to 10th-ranked SMU in the regular season finale,

the night Randall Cunningham's No. 12 jersey was retired at half-time.

Not surprisingly, UNLV swept the league's postseason honors with Offensive Player of the Year Cunningham, Defensive Co-Player of the Year Aaron Moog and Coach of the Year Hyde.

UNLV took on an 8-2-1 Mid-American Conference Champion Toledo squad in the fourth California Bowl in front of a national ESPN audience. The Rebels won impressively, 30-13, though the game was later forfeited by UNLV because of the use of ineligible players during the season, none of whom played in the bowl game.


The Rebels broke the game open with 17 third-quarter points led by Cunningham's passing and the running of a freshman from Fresno named Elbert "Ickey" Woods. Cunningham's 270 yards through the air helped him earn MVP honors. Just a few months later the lanky QB became a second-round choice of the Philadelphia Eagles in the 1985 NFL Draft. Woods went on to lead the nation in rushing in 1987 with 1,658 yards before "shuffling" off to Cincinnati as a second-round pick in 1988.



Tony Gladney caught the first of California Bowl MVP Randall Cunningham's two touchdown passes.

1984 CALIFORNIA BOWL

UNLV 30
TOLEDO 13



DEC. 15, 1984
BULLDOG STADIUM
FRESNO, CALIF.
ATT. 21,741

UNLV	7	6	17	0-30
TOLEDO	3	3	7	0-13

FIRST QUARTER

UNLV—Gladney 19 pass from Cunningham (DiGiovanna kick), 11:29
UT—FG Walker 22, 4:20

SECOND QUARTER

UNLV—Jones 7 pass from Cunningham (kick failed), 9:40
UT—FG Walker 36, 0:03

THIRD QUARTER

UNLV—FG DiGiovanna 44, 8:55
UT—Poure 38 pass from Sager (Walker kick), 5:29
UNLV—Woods 16 run (DiGiovanna kick), 4:14
UNLV—Cunningham 10 run (DiGiovanna kick) 1:10

TEAM STATISTICS	UNLV	TOLEDO
First Downs	18	20
Rushes-Yards	28-127	52-203
Passing Yards	270	137
Passes Comp.-Att.	18-28	12-31
Had Intercepted	1	0
Total Offense	397	340
Return Yards	77	96
Sacks By-Yards	2-21	1-2
Punts-Avg.	3-27.7	5-34.6
Fumbles-Lost	2-2	3-1
Penalties-Yards	8-77	6-40
Time of Possession	22:16	37:44



INDIVIDUAL STATISTICS

RUSHING—(UNLV) Woods 9-53, Jones 9-25, Taylor 1-18, Cunningham 4-19, Lewis 3-7, Emery 1-2. (UT) 31-154, Sager 8-8, Stephens 6-25, Harris 3-14, Faulkner 2-2.

PASSING—(UNLV) Cunningham 18-28-1 270. (UT) Sager 12-31-0 137.

RECEIVING—(UNLV) Jones 4-33, McDade 3-77, Gladney 3-51, LaFrance 2-23, Brown 2-17, Lewis 2-13, Thomas 1-48, Woods 1-8. (UT) Poure 5-78, Morgan 3-13, Hutchinson 1-15, Farmer 1-12, Walsh 1-12, Harris 1-7.

SACKS—(UNLV) Dimry 1-12, Moog 1-9. (UT) Moore 1-2.

INTERCEPTIONS—(UT) Brandon 1-0.

TACKLE LEADERS—(UNLV) Davis 11, Blue 10, Pickens 10, Saignes 8, Allen 8, Walsh 7, Moog 6, Cooley 6, London 6, Hollis 6, Grant 5. (UT) Moore 8, Williams 7, Brandon 5, McGuire 4, Beemer 4, White.



REBEL BOWL HISTORY



1994 LAS VEGAS BOWL

UNLV 52
CMU 24

DEC. 15, 1994
SAM BOYD STADIUM
LAS VEGAS, NEV.
ATT. 17,562



UNLV	14	17	14	7—52
Central Michigan	10	0	0	14—24

FIRST QUARTER

UNLV—Bailey 46 pass from J.Brown (Garritano kick), 13:27
UNLV—Bailey 1 run (Garritano kick), 8:44
CMU—FG Blasy 20, 3:44
CMU—McMillian 53 pass from Timpf (Blasy kick), :00

SECOND QUARTER

UNLV—Bailey 49 run (Garritano kick), 6:21
UNLV—Washington 15 fumble return (Garritano kick), 2:04
UNLV—FG Garritano 38, :05

THIRD QUARTER

UNLV—Bailey 1 run (Garritano kick), 11:47
UNLV—Keener 33 pass from J.Brown (Garritano kick), 6:32

FOURTH QUARTER

UNLV—Gatewood 45 pass from Davis (Garritano kick), 12:04
CMU—McMillian 24 pass from Darnell (Blasy kick), 8:10
CMU—Tolbert 4 run (Blasy kick), 1:33

TEAM STATISTICS	UNLV	CMU
First Downs	26	22
Rushes-Yards	42-301	51-152
Passing Yards	288	224
Passes Comp.-Att.-Int.	15-27-0	13-25-2
Total Offense	589	376
Return Yards	120	156
Sacks By-Yards	5-40	1-7
Punts-Avg.	2-45	5-41.2
Fumbles-Lost	3-1	5-2
Penalties-Yards	8-89	6-50
Time of Possession	23:26	36:34



INDIVIDUAL STATISTICS

RUSHING—(UNLV) Branch 13-125, Bailey 7-79, Brown 6-32, Love 6-21, Davis 3-13, Perez 7-31. (CMU) Johnson 16-47, Timpf 12-6, King 6-51, Korytkowski 1-(-7), Tolbert 11-79, Darnell 5-(-24).

PASSING—(UNLV) Brown 11-21-0 195, Davis 4-6-0 93. (CMU) Timpf 7-12-2 122, Darnell 6-13-0 102.

RECEIVING—(UNLV) Gatewood 6-104, Bailey 5-101, Brewer 1-7, Keener 1-33, Lewis 1-12, Bell 1-31. (CMU) Dunlap 3-40, McMillian 4-100, Korytkowski 3-44, Johnson 1-8, Miller 2-32.

SACKS—(UNLV) Mazion 2-18, Byers 2-13, Washington 1-9. (CMU) Hester 1-7.

INTERCEPTIONS—(UNLV) Robinson 1-12, Johnson 1-5.


TACKLE LEADERS—(UNLV) Davis 11, Posey 9, Clough 7, Carillo 6, Byers 5, Johnson 5. (CMU) Bruce 9, Banks 6, Wright 5, Creguer 5, Gildersleeve 4.

Appearing in its first bowl game in a decade, UNLV blasted Mid-American Conference opponent Central Michigan in the second meeting of the year between the two clubs.

Playing it up for a national television audience on ESPN, the Rebels (7-5), who racked up 589 yards in offense (the most by any '94 bowl team) jumped out to a quick 14-0 lead

over the Chippewas (9-3). Not even two minutes had passed in the first quarter when Henry Bailey, the Rebels' career receiving leader, exploded for a 46-yard touchdown reception from Jared Brown. The strike was the first of four UNLV touchdowns longer than 30 yards on the night. After the Chips pulled to 14-10, the Rebel offensive machine continued to roll and UNLV pulled away for good on a 15-yard fumble return for a TD by defensive end Keith Washington.

UNLV eventually cruised to a 52-10 lead before clearing the bench. Las Vegas Bowl III MVP Henry Bailey, soon to be a Pittsburgh Steelers draftee, rushed for 79 yards on seven carries with three TDs, and accumulated 101 yards receiving with one score. Sophomore RB DeJohn Branch had a sparkling performance, carrying the ball 13 times for 125 yards, and Brown finished the game 11-for-21 for 195 yards with two TDs and 32 yards rushing. UNLV coach Jeff Horton was named the Big West Conference Co-Coach of the Year for turning a 3-8 team in '93 into league and bowl champions in his first season.



Henry Bailey's four touchdowns helped him run away with MVP honors.





REBEL BOWL HISTORY



Playing before a national ESPN2 audience and a Las Vegas Bowl-record 29,113 fans, UNLV (8-5) won its fourth straight for the first time since 1984 and moved to 3-0 all-time in bowl games with a surprisingly one-sided 31-14 victory over Arkansas (6-6), the Rebels' first over a team from the powerful Southeastern Conference.

UNLV quarterback Jason Thomas earned MVP honors by completing 12 of 17 pass attempts for 217 yards and three scores without an interception as well as rushing for 32 yards on 10 carries. Thomas' favorite target was Nate Turner, who ended his career with 126 yards on eight catches – all in the first half. Jeremi Rudolph gained 92 yards on 14 carries and Kevin Brown had 78 on 13 attempts. Arkansas, which was fresh from two consecutive victories over ranked SEC opponents to become bowl eligible, opened the scoring with the only points of the first quarter. UNLV answered with a Thomas-to-Turner 19-yard pass, which was the first TD given up by the Razorbacks in 11 quarters. Two minutes later the Hogs used Robby Hampton's second scoring throw of the game to take a 14-7 lead. UNLV, however, struck again to square things before halftime with a five-yard Turner TD. Things stayed tied until with just over two minutes left in the third, Thomas found Troy Mason with a stunning 54-yard TD strike that was the second longest in bowl history. After a Dillon Pieffer field goal put UNLV up 24-14, the Razorbacks elected to go



MVP Jason Thomas threw for 217 yards and three touchdowns vs. Arkansas.

for it on fourth and 10 from the Rebel 37 with more than 12 minutes remaining. The UNLV defense forced an incomplection and the inspired Rebels eventually closed their shocking 24-point scoring run with an 18-yard Brown run. The Rebels out-gained the bigger Hogs, who had defeated seven straight non-conference opponents and were 6-0 vs. MWC teams, 476 to 298. UNLV also held its opponent to under 200 yards rushing (115) for the 12th time in 2000. The Rebels, who moved to 2-0 in Las Vegas Bowls, earned their most victories in a season since 1984 and finished the season a perfect 6-0 at Sam Boyd Stadium. Head Coach John Robinson moved to 8-1 in bowl games during his career, which made him the winningest bowl coach in NCAA D-I history with a percentage of .889. "This is particularly gratifying because our guys were at their best," Robinson said during the post-game celebration. "We have 18 seniors that deserve this (MVP) trophy."



2000 LAS VEGAS BOWL

UNLV	31	
ARKANSAS	14	

DEC. 21, 2000
SAM BOYD STADIUM
ATT. 29,113

Arkansas	7	7	0	0	-	14
UNLV	0	14	7	10	-	31

FIRST QUARTER

Arkansas—Stinson 7 pass from Hampton, 8:33 (O'Donohoe kick)

SECOND QUARTER

UNLV—Turner 19 pass from J. Thomas, 12:09 (Pieffer kick)
Arkansas—Williams 25 pass from Hampton, 9:54 (O'Donohoe kick)
UNLV—Turner 5 pass from J. Thomas, 3:12 (Pieffer kick)

THIRD QUARTER

UNLV—Mason 54 pass from J. Thomas, 2:21 (Pieffer kick)

FOURTH QUARTER

UNLV—FG Pieffer 26, 13:53
UNLV—Brown 18 run, 5:39 (Pieffer kick)

TEAM STATISTICS	ARK	UNLV
First Downs	15	19
Rushes-yards	32-115	47-259
Passing yards	183	217
Passes-Comp.-Att.-Int.	40-18-0	17-12-0
Total Offense	298	476
Punt Returns – Yards	0-0	5-51
Kickoff Returns – Yards	5-79	2-33
Interceptions – Yards	0-0	0-0
Fumble Returns – Yards	1-0	0-0
Sacks By – Yards	1-7	2-7
Punts – Avg.	7-46.3	4-40.3
Fumbles – Lost	0-0	6-1
Penalties – Yards	6-76	12-119
Time of Possession	29:35	30:25

INDIVIDUAL STATISTICS

RUSHING—(ARK) Holmes 26-99, Howard 1-12, Hampton 4-3, Stinson 1-1. (UNLV) Rudolph 14-92, Brown 13-78, Wofford 4-44, J. Thomas 10-32, Turner 1-18, Johnson 2-12, Costa 1-4, Gordon 1-1, Team 1-(-22).

PASSING—(ARK) Hampton 18-40-0 183. (UNLV) J. Thomas 12-17-0 217.

RECEIVING—(ARK) Williams 7-97, Smith 4-26, Snowden 4-20, Hamilton 2-33, Stinson 1-7. (UNLV) Turner 8-126, Mason 3-89, Wofford 1-2.

SACKS— (ARK) Jones 1-7. (UNLV) Newton 1-5, Miller 1-2, Suggs 1-2.

TACKLE LEADERS—(ARK) Hamlin 9, Jones 8, Caleb 6, Bua 6, Harris 6, Green 5, Quinton 5, Petty 4, Jackson 4, Hall 3, Reed 3. (UNLV) Brisco 8, Burrus 7, Black 6, Claridge 6, Brandon 5, Dalton 4, Palepoi 4, Brickell 4, Thomas 3, Newton 3, Miller 3, Suggs 3.



BOWL GAME RECORDS



TEAM RECORDS

RUSHING

Most Attempts: 47 vs. Arkansas, 2000 Las Vegas
Fewest Attempts: 28 vs. Toledo, 1984 California

Most Net Yards: 301 vs. Central Michigan, 1994 Las Vegas
Fewest Net Yards: 127 vs. Toledo, 1984 California

Highest Average: 7.2 vs. Central Michigan, 1994 Las Vegas

Lowest Average: 4.5 vs. Toledo, 1984 California

Most Rushing Touchdowns: 3 vs. Central Michigan, 1994 Las Vegas

Fewest Rushing Touchdowns: 1 vs. Arkansas, 2000 Las Vegas

PASSING

Most Attempts: 28 vs. Toledo, 1984 California
Fewest Attempts: 17 vs. Arkansas, 2000 Las Vegas

Most Completions: 18 vs. Toledo, 1984 California
Fewest Completions: 12 vs. Arkansas, 2000 Las Vegas

Most Yards: 288 vs. Central Michigan, 1994 Las Vegas
Fewest Yards: 217 vs. Arkansas, 2000 Las Vegas

Highest Completion Percentage: .706 vs. Arkansas, 2000 Las Vegas
Lowest Completion Percentage: .556 vs. Central Michigan, 1994 Las Vegas

Most Passing Touchdowns: 3 vs. Arkansas, 2000 Las Vegas
 3 vs. Central Michigan, 1994 Las Vegas
Fewest Passing Touchdowns: 2 vs. Toledo, 1984 California

Most Passes Intercepted: 1 vs. Toledo, 1984 California
Fewest Passes Intercepted: 0 vs. Arkansas, 2000 Las Vegas
 0 vs. Central Michigan, 1994 Las Vegas

TOTAL OFFENSE

Most Plays: 69 vs. Central Michigan, 1994 Las Vegas
Fewest Plays: 56 vs. Toledo, 1984 California

Most Yards: 589 vs. Central Michigan, 1994 Las Vegas
Fewest Yards: 397 vs. Toledo, 1984 California

Highest Average Per Play: 8.5 vs. Central Michigan, 1994 Las Vegas

Lowest Average Per Play: 7.1 vs. Toledo, 1984 California

SCORING

Most Points Scored

Quarter: 17 vs. Central Michigan, 1994 Las Vegas (2nd)
 17 vs. Toledo, 1984 California (3rd)
 (1st): 14 vs. Central Michigan, 1994 Las Vegas
 (2nd): 17 vs. Central Michigan, 1994 Las Vegas
 (3rd): 17 vs. Toledo, 1984 California
 (4th): 10 vs. Arkansas, 2000 Las Vegas
 Half: 31 vs. Central Michigan, 1994 Las Vegas (1st)
 (1st): 31 vs. Central Michigan, 1994 Las Vegas
 (2nd): 21 vs. Central Michigan, 1994 Las Vegas
 Game: 52 vs. Central Michigan, 1994 Las Vegas

Fewest Points Scored

Half: 13 vs. Toledo, 1984 California (1st)
 Game: 30 vs. Toledo, 1984 California

Most Touchdowns: 7 vs. Central Michigan, 1994 Las Vegas

ALL-TIME RECORD: 3-0

1984 California Bowl, Fresno, Calif.: UNLV 30, Toledo 13
 1994 Las Vegas Bowl, Las Vegas: UNLV 52, Central Michigan 24
 2000 Las Vegas Bowl, Las Vegas: UNLV 31, Arkansas 14

ATTENDANCE: 29,113, vs. Arkansas, 2000 Las Vegas

Fewest Touchdowns: 4 vs. Arkansas, 2000 Las Vegas
 4 vs. Toledo, 1984 California

Most Field Goals: 1, three times

DEFENSIVE RECORDS

Most Yards Allowed: 376 vs. Central Michigan, 1994 Las Vegas

Fewest Yards Allowed: 298 vs. Arkansas, 2000 Las Vegas

Highest Average Yards Per Play: 4.9 vs. Central Michigan, 1994 Las Vegas

Lowest Average Yards Per Play: 4.0 vs. Toledo, 1984 California

Most Rushing Yards Allowed: 203 vs. Toledo, 1984 California
Fewest Rushing Yards Allowed: 115 vs. Arkansas, 2000 Las Vegas

Highest Average Yards Per Rush: 3.8 vs. Toledo, 1984 California
Lowest Average Yards Per Rush: 3.0 vs. Central Michigan, 1994 Las Vegas

Most Passing Yards Allowed: 224 vs. Central Michigan, 1994 Las Vegas
Fewest Passing Yards Allowed: 137 vs. Toledo, 1984 California

Most Interceptions: 2 vs. Central Michigan, 1994 Las Vegas
 2 vs. Arkansas, 2000 Las Vegas
Fewest Interceptions: 0 vs. Toledo, 1984 California

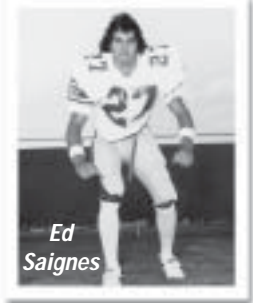
Most Sacks By: 7 vs. Central Michigan, 1994 Las Vegas



DeJohn Branch



Nate Turner



Ed Saignes

INDIVIDUAL RECORDS

RUSHING

Most Attempts: 14, Jeremi Rudolph vs. Arkansas, 2000 Las Vegas
Most Rushing Yards: 125, DeJohn Branch vs. Central Michigan, 1994 Las Vegas

Highest Average Yards Per Rush (Min. 10 Att.): 9.6, DeJohn Branch vs. Central Michigan, 1994 Las Vegas

Most Rushing Touchdowns: 3, Henry Bailey vs. Central Michigan, 1994 Las Vegas

Longest Rushing Play: 56, DeJohn Branch vs. Central Michigan, 1994 Las Vegas

PASSING

Most Attempts: 28, Randall Cunningham vs. Toledo, 1984 California

Most Completions: 18, Randall Cunningham vs. Toledo, 1984 California

Most Yards: 270, Randall Cunningham vs. Toledo, 1984 California

Highest Completion Percentage: .706, Jason Thomas vs. Arkansas, 2000 Las Vegas

Most Passing Touchdowns: 3, Jason Thomas vs. Arkansas, 2000 Las Vegas

Most Passes Intercepted: 1, Randall Cunningham vs. Toledo, 1984 California
Longest Pass Play: 57, Randall Cunningham to Michael McDade vs. Toledo, 1984 California

RECEIVING

Most Receptions: 8, Nate Turner vs. Arkansas, 2000 Las Vegas
Most Receiving Yards: 126, Nate Turner vs. Arkansas, 2000 Las Vegas
Highest Average Yards Per Reception (Min. 5 Rec.): 20.2, Henry Bailey vs. Central Michigan, 1994 Las Vegas
Most Receiving Touchdowns: 2, Nate Turner vs. Arkansas, 2000 Las Vegas

TOTAL OFFENSE

Most Plays: 32, Randall Cunningham vs. Toledo, 1984 California
Most Yards: 289, Randall Cunningham vs. Toledo, 1984 California
Highest Average Per Play: 9.2, Jason Thomas vs. Arkansas, 2000 Las Vegas

SCORING

Most Points: 24, Henry Bailey vs. Central Michigan, 1994 Las Vegas
Most Touchdowns: 4, Henry Bailey vs. Central Michigan, 1994 Las Vegas
Most Two-Point Conversions: None
Longest Scoring Rushing Play: 49, Henry Bailey vs. Central Michigan, 1994 Las Vegas
Longest Scoring Pass Play: 54, Jason Thomas to Troy Mason vs. Arkansas, 2000 Las Vegas

KICKING

Most Field Goals: 1, three times
Longest Field Goal: 38, Nick Garritano vs. Central Michigan, 1994 Las Vegas
Most PAT: 7, Nick Garritano vs. Central Michigan, 1994 Las Vegas
Most Points: 10, Nick Garritano vs. Central Michigan, 1994 Las Vegas

PUNTING

Most Punts: 4, Ray Cheetany vs. Arkansas, 2000 Las Vegas
Highest Punting Average: 45.0, Brad Faunce vs. Central Michigan, 1994 Las Vegas
Longest Punt: 50, Ray Cheetany vs. Arkansas, 2000 Las Vegas

RETURNS

Most Punt Returns: 5, Troy Mason vs. Arkansas, 2000 Las Vegas
Most Punt Return Yards: 51, Troy Mason vs. Arkansas, 2000 Las Vegas
Highest Punt Return Average: 11.3, Randy Gatewood vs. Central Michigan, 1994 Las Vegas
Longest Punt Return: 27, Randy Gatewood vs. Central Michigan, 1994 Las Vegas

Most Kickoff Returns: 3, Kofi Banks vs. Central Michigan, 1994 Las Vegas

Most Kickoff Return Yards: 59, Kofi Banks vs. Central Michigan, 1994 Las Vegas
Highest Kickoff Return Average: 22.0, Ickey Woods vs. Toledo, 1984 California

Longest Kickoff Return: 39, Ickey Woods vs. Toledo, 1984 California

DEFENSIVE RECORDS

Tackles: 11, Jason Davis vs. Central Michigan, 1994 Las Vegas
 11, Willie Davis vs. Toledo, 1984 California

Fumbles Forced: 1, Mark Byers vs. Central Michigan, 1994 Las Vegas

Fumbles Recovered: 2, Keith Washington vs. Central Michigan, 1994 Las Vegas

Longest Fumble Return: 15, Keith Washington vs. Central Michigan, 1994 Las Vegas

Interceptions: 1, Marvin Robinson vs. Central Michigan, 1994 Las Vegas

1, Rossie Johnson vs. Central Michigan, 1994 Las Vegas

Interception Yards: 12, Rossie Johnson vs. Central Michigan, 1994 Las Vegas


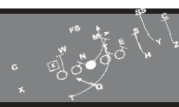
Longest Interception Return: 12, Rossie Johnson vs. Central Michigan, 1994 Las Vegas

Pass Breakups: 3, Kevin Thomas vs. Arkansas, 2000 Las Vegas
 3, Ed Saignes vs. Toledo, 1984 California






ALL-TIME LETTERMEN



ANTHONY

NAME	NO (S)	YEARS
ABDUL MALIK, Saeed (DL)	97	1999
ACKERLEY, John (HB)		1968-69
AGUAYO, Sergio (PK)	18/10	2004
AGUERO, Mario (QB)	11	1969
ALBERTS, Steve (DL)	94	1987
ALLEN, Austin (LB)	47	1999
ALLEN, Harvey (DB)	44	1982-83-84-85
ALONZO, George (WR)	81	1984
ALDRIDGE, Waymon (WR)	86	1981-82
ALOVAO, Faaloo (DL)	68	1998
AMREIN, Todd (PK)	18	1989-90
ANDERSON, Eric (TE)	98/85	1977-78
ANDERSON, Steve (DT)	92	1992-93
ANDREWS, Dominic (DE)	98	1995
ANDREWS, Jimmie (DB)	24	1973-74
ANDREWS, John (LB)	52	2003-04
ANDREWS, Vann (TE)	88	1979
ANSOLABEHRE, Benji (OL)		1970-71
ANTHONY, Charles (DB)	34/4	1987-88-89-90
ANTON, Mike (WR)		1972
ARANA, Dan (QB)		1971-72
ARCENEUX, Rene (Manager)		1968
ARMSTRONG, Auntwan (DB)	22	1990-91-92-93
ASNARAN, Chris (DL)	95	2004
AUSTIN, Wesley (WR)	46	1975-76



BREWER

BAILEY, Henry (RB)	83/33	1991-92-93-94
BAINBRIDGE, Brent (OL)	75	1978
BAIR, Brandon (OL)	69	1999-2000-01
BAIRD, Kevin (TE)	82	2002-03-04
BAKER, Carlos (WR)	82	1995-96-97-98
BANKS, Kofi (WR)	82	1993-94
BANKS, Ron (SS-LB)	39/18	1987-88
BARNES, Deon (WR)	85	2001-02
BARNES, Derrick (WR)	81	2002
BARNES, Jeff (LB)	54	1987
BARNETT, Dean (TE)	93/84	1978-79
BARRELLS, Leif (LB)	26	1989
BARRERA, Bob (DE-OL)	99/70	1980-81
BARRETT, Thomas (DB)	26	1982
BARSUHN, Dana (PK)	80/13	1997-98
BASS, Kevin (LB)	52	1994-95
BATES, Lee (OL)		1968
BATOON, Kawika (DB)	20	1997-98
BATTON, Bobby (RB)	20	1978-79
BAUCHAM, Bennie (DB)	32	1977
BAXTER, Michael (OL)	77	1981
BAYER, James (LB)	46	1982
BEALER, Mark (DL-LB)	95/57	1995-96-97-98
BEALL, Dave (DE-LB)	80	1974-75-76-78
BEAVERS, Darrell (DB)	23	1975-76
BEAVERS, Jerry (DB)	14	1968-69
BEAVERS, Marlon (DB)	29	1973-74-75-76
BEDARD, Jordan (PK)	18	1995-96
BEDICH, George (WR)		1970
BEHRENDSEN, Rich (OT)	72	1974-75-76-77
BELL, Beau (LB)	47	2004
BELL, Mike (WR)	31	1994
BELL, Ronnie (DB)	45	1972-73-74
BELL, Zach (DB-LB)	46	2001-02-03-04


BELLAMY, Nobie (WR)	82	1989
BETHKE, Brian (QB)	7	1976
BEVERLY, Keith (RB)	33	1974
BIAS, Shawn (OL)	54	1983-84
BIGGS, Ron (OL)		1986
BIRITZ, Joe (OL)	63/59	1990-91
BITTEL, David (DE)		1968-69
BITTNER, Norm (LB)	41	1977-79
BLACK, Derek (RB)	3	1990-91
BLACK, Randy (DB)	22	1997-98-99-2000
BLACK, Tim (DL)	59	1996-97
BLAKEFIELD, Jerry (OL)	70	1985-86
BLOOMER, Chanti (DB)	36/6	2004
BLUE, Anthony (DB)	14/1	1983-84-85-86
BLUNT, Sean (DB)	31	1984-85-86-87
BONE, Rob (QB)	16	1995-96-97
BOOKER, Bill (DL)		1970
BOONE, Royce (RB)	29	2002
BOSSERT, Courtney (OL)	55	1974-76
BOULDIN, Kent (TE)		1972
BOWDEN, Ty (DB)	28/27	1992-93
BOWEN, Eugene (QB)	9	1985-86
BOWLES, Ken (WR)	1	1976
BOWSER, Chris (OL)	77	2004
BOYKIN, Patrick (DL)	71	1984-85-86
BRADLEY, Ed (LB-C)	97/50/51	1975-78-79
BRADDOCK, George (LB)		1972
BRANCH, DeJohn (RB)	20	1993-94-95
BRANCH, Jim (DL)		1971
BRANDON, Sam (WR-SS)	42	1998-2000-01
BRANER, Bob (OL)	59	1973-74
BRASILE, Sonny (QB)		1972
BRASSINGTON, Garrett (DL)	93	2001-02
BRAY, Craig (WR)	40	1973-74
BREWER, Randy (TE)	87	1992-93-94
BRICKELL, Tyler (LB)	48	1997-98-99-2000
BRIDGES, Chris "Bo" (TE)	83	1984-85-86-87
BRIGGS, Ahmad (DL)	90	1999-2000-01-02
BRIGHTMAN, Darin (RB)	32	1986-87-88-89
BRIMMER, Jamaal (DB)	27	2001-02-03-04
BRISCO, Amar (WR-DB)	6/51995-97-98-99-2000	
BROCK, Mike (DB)		1972-73
BROCKMAN, Sonny (DB)		1973
BROOKS, Alonzo (DL)	85	1979
BROOKS, Mike (LB)		1968
BROWN, Anthony (DB)	42/36	1995-96-97-98
BROWN, Byron (RB)	24	1982-84
BROWN, Connie (FS)	13	2002
BROWN, David (WR)	13	1983-84
BROWN, DeWayne (OL)	79	1982-83
BROWN, Greg (WR)		1970-71
BROWN, Jared (QB)	7	1994-95
BROWN, Kevin (RB)	4	2000
BROWN, Michael (WR-CB)	25	1990-91-92
BROWN, Randy (OL)	60	1976
BRUNETTE, Andre (CB)	41	1994-95-96
BRYAN, Kyle (OL)	53/51	1981-82-83-84
BRYAN, Marcus (OL)	75	2004
BRYANT, Andy (OL)		1988
BUDAK, Dan (DB)	3	1977-78
BURNETT, Deon (RB)	20	2002-03
BURNSIDE, Bryan (LB)	24	1987
BURRIS, Sam (WR)	8	1980
BURRUS, Tosh (LB)	18	1999-2000-01
BURTON, Tony (RB)	27	1995-96
BUTLER, MacArthur (LB)	90	1982
BUTLER, Mark (DL)	56	1982
BUTLER, Reggie (LB)	32	2003-04
BUZICK, Steve (RB)	40	1968-69
BYERS, Mark (LB)	48	1993-94
BYWATERS, Tom (DB)	43	1974-75



CHEETANY


CAGAANAN, Dorian (DL)	99	1981-82
CAHILL, Mark (QB)		1976
CAIN, Charles (OL)	78/61	1980-81-82
CALANCHE, Ernie (OL)	60	2000-01
CALDWELL, Jeff (RB)	27	1975
CALLAHAN, Roy (RB)	30	1974
CALVIN, Victor (DL-LB-TE)		1968
CAMPBELL, Brian (LB)	41	1983-84
CAMPBELL, DeShannon (DT)	93	1993-94
CANTERBERRY, Dietrich (DL)	91	2000-01-02-03
CARANO, Glenn (QB)	12	1974-75-76
CARDWELL, Derek (RB)		1973
CARHEE, Artis (RB)	3/2	1979-80
CARILLO, Paul (DT)	90	1994-95
CARTER, Bernie (DL)		1968
CARTER, Blanchard (OL)	71	1974-75-76
CARTER, Ira (DE)	91	1977
CARTER, Tyrone (DB)	47/9	1987-88
CARVER, Mel (RB)	24	1980-81
CASEY, Bill (QB)		1968
CASON, Pat (DB)	17/44	1976-77-78-79
CASTRO, Brian (OL)	77	1994-95
CASTRO, Terry (DL)	98	1987
CAVARETTA, Mike (LB)	54	1978
CHAPMAN, Dan (OL)		1982
CHARLES, Deriek (WR)		1995
CHEETANY, Ray (P-PK)	39	1999-2000
CHESS, Bob (OL)	61	1973-74-75
CHESS, Rocky (DB)	13	1981
CHOMKO, Brian (DB)		1990
CHRISTIAN, Aaron (DL)	79	1987-88-89-90
CHRISTIE, Walter (DE)		1968-69
CHUDD, Mike (PK)	18	1992-93
CIMORELLI, Gene (DB-RB)	29	1986-87-88
CLANCEY, Mike (DB)	31	2002-03
CLARIDGE, Ryan (LB)	49	2000-01-03-04
CLARKE, Dave (LB)	53/39	1988-89-90
CLEVELAND, Wayne (DL)		1971-72
CLIFFORD, Ryan (TE)	94	2001-02-03
CLOUGH, Keith (LB)	49	1990-92-93-94
COBB, Brian (RB)	31	1976-77
COBB, Robert (WR)	87	1978-79-80
COFER, Bill (LB-DE)	59	1999-2000-01-02
COFFMAN, Bobby (DB)	9	1995-96
COLEMAN, Keith (LB)	43	1988-89
COLEMAN, Kwame (WR)	21	1994-95
COLLINS, Eric (DL)	92/99	1987-88
COLLINS, Michael (OT-C)	79	1991-92-93-94
CONCANNON, Jack (OL)	50/55	1975-76-78-79
CONEDY, Cliff (OL)		1973-74
CONTRERAS, Mike (OL)	98/65	1985-86-87
CONWAY, Justin (DL)	73/93	1997-98
COOK, Gary (P)	16	2001-02-03-04
COOK, Jim (PK)	17	1984-86-87-88
COOKS, Todd (LB)	37	1985-86-87
COOLEY, Oliver (LB)	94	1983-84-85
COOPER, Charles (RB)	31	1969-70-71
COOPER, Hunkie (QB-FL-KR)	14	1990-91
COOPER, Lance (TE)	87/86	1975-79-80
COOPER, Martin (DL)	53	1983-84
CORE, Bucky (PK)	4	1974
CORPODIAN, Greg (OL)		1980
CORREA, La'anui (DL)		1998
COSTA, Steven (FB)	24	1999-2000-01-02
COSTONIS, Paul (LB)	59	1993
CRAFT, Eleander (DL)	63	1984
CRAIG, Diego (DB)	7	1984
CRANDAL, Tyler (OL)	78	2003
CREEL, Mel (OL)		1968
CREWS, Ron (DL)	98	1978-79
CRIMMEL, Robert (WR)		1970-71
CRITCHFIELD, "Big Joe" (OL)	56	2003-04
CROOK, Kevin (QB)	5	1995-96-97-98
CROOM, Larry (DB)	1	2002-03
CROUSE, Ray (RB)	32/21	1979-80-81
CROZIER, Rodney (DB)	24	1988-89
CRUMP, Kenneth (TE)	97	1990-91-92
CRUTCHLEY, Charles (DB)	36	1996-97
CULP, Byron (TE)	84	1993
CULP, Mike (DB)		1972
CUNNINGHAM, Bruce (DB)	4	1981

CUNNINGHAM, Hugh (LB)	52	1973-76
CUNNINGHAM, Randall (QB)	12	1982-83-84
CURTIS, Jermaine (TE/H)	1	1999
CUSTER, Steve (OL)		1972



DAVIS

DALTON, Ross (DB)	41	1999-2000-01-02
DANCER, Ernest (LB)	90	1974
DARLINGTON, Doug (OL)	69	1974
DARNELL, Ted (TE-DL)	99	1995-96-97-98
DAVENPORT, Don (WR)	8	1976
DAVIS, Brett (WR)	37	1977-79
DAVIS, Cedric (TE)	88	1986-87-88
DAVIS, Chris (LB-OL)	74	1973-74-75-76
DAVIS, Jason (DB)	31/6	1991-92-93-94
DAVIS, Jason (QB)	9	1992-93-94-95
DAVIS, Mike (OL)	53	1972-73-74
DAVIS, Randall (LB)	47	1986
DAVIS, Wes (OL)	69	1982
DAVIS, Willie (DL-LB)	95	1983-84-85
DAVISON, Willie (OL)		1968
deCLERCQ, Chuck (OL)		1972-73
deCRISTO, Chris (OL)	29	1981
DeMARCO, David (LB)		1969-70
DEL CASTILLO, Joe (TE)	88	2004
DENTON, Jon (QB)	19	1996-97
DeSHANE, Ray (OL)	63	1971
Di LEO, Alan (PK)	25	1995-96
DiFIORE, Jim (QB)		1970-71-72-73
DIGIOVANNA, Joey (PK)	15	1983-84-85
DILLEY, Tony (DB)	17	1989-90
DIMRY, Charles (DB)	22	1984-85-86-87
DINKINS, Mansfield (DT)	95	1990-91-92
DODD-MASTERS, Ruschard (DB)	3	2001-02-03-04
DODGE, Kirk (LB)	47	1982-83
DOMBROWSKI, Tim (RB)	38	1999
DOMINIQUE, Al (OL)	52/76	1984-85-86
DORSEY, Dominique (RB)	6/10	2001-02-03-04
DRAKE, Ron (OL)	57	1981-82-83-85
DRAWHORN, Anthony (DB)	23/4	1986-87
DRUMMER, Leon (WR)	23	1974
DUBIELLAK, Andrew (WR)	88	2000-01
DUER, Layton (OL)		1968-69
DUNBAR, Pete (DL)	97	2002
DUPIN, Damir (DL)	91	1982-83
DURAN, Dave (PK)	4	1984-85
DYE, Mike (WR)	1	1974




EMERY

EAGEN, Chris (DE)	47	2002-03
EARTHMAN, Bill (TE)	89	1980
EASTMAN, Marvin (RB)	31/29	1989-90
EDDLEMAN, Joe (OL)	77	2002
EDWARDS, BJ (FB)	32	1998-99
EFFERSON, David (DB)	8	1990-91
EISENBARTH, Steve (DL)		1981
EISHER, Doug (OL)	67	1981-82-83-84
EISHER, Kai (OL)		1982
ELDER, Paul (OL)	52	1988-89
ELDRIDGE, Jerry (LB)	66	1981-82-83
ELLENA, Brandon (OL)	74	1997-98
ELLIS, Russell (RB)	38	1977-78
EMERY, Rod (RB)	43	1983-84-85-86

ALL-TIME LETTERMEN



ENGLAND, Les (DL)	1973
ESTANDIA, Greg (TE)	86 2003
ESTES, Mike (LB)	49 1988
EVANOVICH, Ralph (TE)	1973
EVANS, Michael (OT)	78 1977-78
EVERSOLE, Gary (DE)	81 1977-78




FAGA, Andrew (FB)	35 2001-02-03
FAGA, Faauo (DL)	39 2004
FAIRCLOTH, Chris (LB)	1976-77
FALO, Tauoa (DL)	90/93 1980-81
FARMER, Reggie (WR)	5 1983-85
FARNHAM, Jim (DB)	1970-71
FAUNCE, Brad (P)	17 1993-94
FAWCETT, Grant (DL)	1969-70-71
FERGUSON, Anthony (WR)	1991
FIELDS, Lamon (DB)	24 1985
FIKANY, Mark (OL)	54 1974
FISHER, Charles (DT)	54 1994-95-96-97
FISHER, Kris (TE)	83 1999
FLETES, Carlos (LB)	1990
FLOURNEY, Darren (LB)	1982
FLOYD, Todd (WR)	11 1995-96-97
FOLK, Kevin (DL)	78 1986-88
FOOTMAN, Dahrin (RB)	32/21 1996-97-98-99
FORCH, Michael (OT)	74 1968-69-70
FOSTER, John (LB)	55 1988-89
FOUTHER, Michael (DB)	27 1988
FRANK, Tom (LB)	1970
FRAZIER, Mike (LB)	40 2003-04
FREAS, Eddie (OL/LS)	67 2001-02
FREEMAN, Alonzo (LB)	56 2000-02
FREEMAN, Ike (LB-DL)	60/95 1984-86-87
FREUND, Michael (TE)	87 2002-03-04
FRIEDLI, Dean (DL-LB-OL)	49/56/75 1976-77-79-80
FUIMAONO, Howie	66/94 2003-04
FUNCHES, Julius (DL)	91/83 1979-80-81
FURIO, Dominic (OL)	73 2000-01-02-03
FURLOW, Terry (WR)	17 2003-04



GABRISCH, Mark (QB)	15 1979-80
GAITOR, Franz (CB)	1990
GAETANO, Jim (PK)	2/24 1977-78-79
GAJO, Adam (WR)	89 2003
GALES, Greg (LB)	44 1996-97-98
GALLI, Bob (OL)	1972
GALLIA, Joe (RB)	1969-70-71-72
GAMBRELL, Leroy (LB)	39 1996-97
GARDENHIRE, Allen (WR)	6 1985
GARIN, Dave (DL)	65 1977-78
GARRITANO, Nick (PK)	13 1991-92-93-94
GARTEN, Steve (DL-OL)	62 1982-84-85
GATEWOOD, Randy (WR)	83 1993-94
GAYNOR, George (LB)	51 1974
GENTRY, Larry (QB)	10 1978-79-80
GERARD, Rick (OL)	45/75 1984-85-86-87
GEORGE, Eddie (DB)	28 1973-74-75-76
GI, Robert (RB)	40/29 1992-93
GIBSON, Harold (OL)	1970
GILBERT, Bret (LB)	58 1995-96-97
GILCHRIST, Mack (RB)	33 1968-69-70

GILES, Stuart (DE)	91 1974-75
GILMORE, Jack (WR)	45 1993-94-95
GLADNEY, Tony (WR)	89 1983-84-86
GLASCO, David (DB)	37 1980
GLASGOW, Marcus (DB)	39/28 1982-84-85-86
GLIDEWELL, Ben (OL)	71 1996-97
GLOVER, Anthony (LB)	41 1987
GODBEY, Paul (OL)	74 1983-84-85-86
GOINS, Tim (OL)	79/55 2004
GONZALES, Joe (RB)	1972-73
GONZALEZ, Bubba (C)	53/76 1996-97-98
GONZALEZ, Jose (C)	63 1994-95
GOOKINS, Norm (DB)	1972-73
GORDON, Ernest (DB)	14 2003-04
GORDON, George (FB)	40 2000-01
GORHAM, Zach (OL)	68 2002-03-04
GORTZ, Steve (P)	9 1976-77-78
GRAHAM, Jesse (RB)	1981
GRAHAM, John (DE)	94 1979
GRAHAM, Johnny (RB)	39 2001
GRANGER, Don (LB)	54 1980-81
GRANT, Richard (DL-OL)	72 1982-84
GRANTZ, Tony (QB)	10 1974
GRAY, Brandon (OL)	63 2003-04
GRAY, Bruce (LB)	1968-69-71
GRAY, Kevin (OL)	77 1974-75-76
GRAY, Leo (WR)	8 1977-78
GRAY, Tyrone (OL)	64 1983-84
GREEN, Chris (RB)	38/23 1983-84-85
GREEN, Mark (DB)	1973
GREENE, Sam (WR)	42 1978-79-80
GREER, John (OL)	72 1997-98-99-2000
GRIFFIN, Greg (DT)	1972
GRIFFIN, Steve (LB)	1976
GRUNDY, Robert (OL)	67 1998-99
GUERRA, Marco	70 2003-04
GUIDRY, Ondra (WR)	2 1987-89
GUNDERSON, Scott (OL)	66 1988
GUNN, Tony (DL)	99 1983-84-85
GUTOWSKI, Mike (OL)	1968-69-70




HAGGERTY, Steve (RB)	1974
HALL, Aaron (C)	59 1998
HALL, John (WR)	1969
HAMBRICK, Darral (WR)	80 1979-80-81-82
HAMILTON, Sharif (DB)	31 1999-2000
HANDLEY, Jamie (LB)	1995
HANKINS, Coury (RB)	34/4 1996-97-98-99
HANSEN, Jack (TE)	1972-73
HANSON, Ryan (QB-LS)	14 2000
HARDEN, Patrick (OL)	64 1986-87-88-89
HARDY, Lucien (DB)	46/22 1974-77-78
HARO, Joe (DB-RB)	34 1999-2000-01-02
HARPER, Sean (LB)	44 1988-89
HARRIS, Adrian (LB)	64 1984-85-86-87
HARRIS, Brian (WR)	13 1975-76-77-78
HARRIS, Jeff (P)	5 1976
HARRIS, Kevin (DB)	7 1988-89
HARRIS, Matt (WR)	88 2002
HARRISON, Marcus (DL-LB)	84 1981-82
HART, Brian (OL)	69/541997-98-99-2000
HART, Tim (OL)	61 1978-79
HART, Vince (PK)	1970-71
HASLIP, Shaun (DB)	24 1997
HAUGABROOK, Kenny (LB)	60 1981
HAVERTY, Mike (WR)	19 1972-73-74-76
HAWKINS, Birton (WR)	89 1992-93
HAWKINS, Nathaniel (WR)	1968-69-70-71
HAWTHORNE, Lloyd (RB)	34 1985
HAYES, Bill (OL)	1971-72
HAYS, Mark (DB)	1 1997-98

HAYNES, Robert (RB)	1968-69
HAYWARD, Chris (OB)	11 1998-99-2000
HEIDELBERT, Dallas (LB)	1982
HEISE, Ryan (LS)	72 2003-04
HEMMANS, AI (DB)	13 1987-88
HENDERSON, Lloyd (RB)	33 1979-80-82-83
HENDERSON, Wymon (DB)	2 1981-82
HENDRICK, George	1968-69
HENLEY, Chad (FB)	44 2004
HENRY, Steve (OL)	1972-73
HERMAN, Paul (OL)	75 1981-82
HICKS, Lamont (LB)	37 1994-95-96
HIGGINS, John (DB)	25 1980-81
HILL, Mario (DL)	99 2004
HILLIARD, Andre (DB)	26 1998-99
HILLIARD, Carlos (DB)	7 1995-96
HILLIKER, Bill (WR)	43 1979-80
HILTON, Rumone (LB)	55 1990-91-92-93
HOBSON, Reggie (WR)	26 1984-85
HODGES, Larry (RB)	1968
HOFFMAN, Brad (PK)	1 1974-75
HOLLIDAY, John (RB)	20 2000
HOLLIS, David (DB)	25 1983-84-85-86
HOLLOWAY, Cameron (WR)	5 1979-81-82
HOLMES, Sidney (RB-LB)	43 1992-93
HORN, Alvin (DB)	36 1984-85-86
HORN, Andre (LB)	46 1984-85
HOUSTON, Hank (DL)	54 1982
HOWARD, Damien (DL)	68 1995
HULBERG, Bob (PK)	21 1985-86
HULETT, Greg (OL)	63 2000-01
HUMAN, Bryan (DB)	36 1979-80-81
HURLEY, John (OT)	77 1991-92
HUSBANDS, Ron (RB)	1971-72
HYDE, Barry (DB)	28/29 1977-78




INGERSOLL, Eric (DL)	68 1980
INGERSOLL, Joe (DL)	78 1973-74-75
IRVIN, Steve (LB)	1998
IRWIN, Ken (TE)	1970-71




JACKSON, Bernard (RB-WR)	5 1987-88
JACKSON, Cleveland (TE)	84 1977-78
JACKSON, Erick (RB)	26 2003-04
JACKSON, Richard (DB)	31 1979-80
JACKSON, Tommy (RB)	33 1987-88-89
JACKSON, Ty (WR)	8/84 1995-96-97
JACOBS, Mike (LB)	89 1976-78-79
JAEHN, Rodney (LB)	49 1977
JAMES, Charles (WR)	3 2000
JAMES, Duane (WR)	16 1998-99
JAMES, Gary (OL)	1972
JAMES, George (WR)	1982
JAMES, Teddy (RB)	23 1990-91
JARVIS, Charles (DB)	18 1979-80-81
JEHLIKA, Perry (DB)	36 1993-94-95
JENKINS, Keyvan (RB)	22 1979-80-82-83
JENKINS, Kinyon (DB)	20/43 1980-81
JENKINS, Steve (DL)	79 1971-72-75
JENSEN, Jeff (OL)	75 1989

JOHNSON, Carlton (DB)	25/1 1989-90-91
JOHNSON, Clyde (DB)	1981
JOHNSON, Darryl (TE)	82 1982-83
JOHNSON, Dwayne (WR)	8 1983
JOHNSON, Earvin (WR)	4 2001-02-03-04
JOHNSON, Jabari (RB)	32 2000-01
JOHNSON, John (DB)	8 1986
JOHNSON, Kelvin (QB)	14 1982
JOHNSON, Marcus (OL)	76 2001-02-03-04
JOHNSON, Marques (WR)	85 2004
JOHNSON, Michael (WR)	8 2000-01-02-03
JOHNSON, Mike (LB)	47 1978-79-80-81
JOHNSON, Rodrick (RB)	32 1997
JOHNSON, Rossie (LB-DE)	44 1992-93-94-95
JOHNSTON, James (TE)	94 1996-97
JONES, Alonzo (LB-DE)	49 1995-96-97-99
JONES, Andre (RB-DB)	36 1974-76-77
JONES, Crayton (DB)	11/4 1976-77
JONES, Daniel (DB)	15 2002-03
JONES, Danny (DL)	92 1976-77-79
JONES, Dave (OL)	67 1978-79-80
JONES, Jon (OL)	67 1989-90-91
JONES, Kirk (RB)	20 1983-84-85-86
JONES, Paul (LB)	85 1974
JONES, Richard (PK-P)	11 1983
JONES, Roderick (DE-LB)	10/96 1996-97-98-99
JORDAN, Larry (DB)	53 1977
JUSTICE, Jeff (DL)	82 1978-79-80-81



KAHRE, Bob (DB)	1980
KALLER, Rob (OL)	60 1995
KAUZLARICH, Vince (OL)	1973
KEENER, Daemon (WR-DB)	8 1990-92-93-94
KELLEY, Carlton (OB)	12 1977
KELLY, Bobby (LB)	38 2004
KELLY, Mike (DB-RB)	25/24 1974-75-76
KENNEDY, Don (OB)	13 1969-70
KINCAID, Keith (OL)	62 2002
KING, Dennis (LB)	85 1976-77
KING, Sam (OB)	1 1979-81
KINNARD, Ken (LB-RB-TE)	51/40 1995-96-97-98
KIRKLAND, Tremayne (WR)	21/3 2003
KIRKPATRICK, Troy (DL)	70/98 1997-98
KNIGHT, Jesse (TE/OL)	81/79 2004
KNIGHT, Marlon (OL)	54 1985-86
KNOX, Daryl (LB)	87 1984-85
KOHORST, Keith (OL)	63 1981-82
KRIEGER, Ron (QB)	8 1984
KRISTOSIK, Joe (P)	97 1995-96-97-98
KUNZER, Tom (RB)	1972




La FRANCE, Reggie (TE)	85 1980-81-82-84
LACY, D'Mentrie (CB)	7 1992-93
LANEY, Calvin (OB)	11 1984-85
LANZI, Rick (OB)	1982
LARRY, Admiral Dewey (WR-DB)	4 1979-80
LARSON, Mark (TE)	1968-69
LARSON, Mark (OL)	60 1975
LAWSON, Clint (DL)	96/66 1989-90
LAZARUS, Andrew (RB)	20 1981
LEATHAM, Mike (TE-LS)	83 1997-98




ALL-TIME LETTERMEN

LEE, Mike (LB)	1971-72
LeJUNE, Sonny (PK)	6 1976
LEONARD, Cedric (OL)	70 1991-92-93-94
LEONARD, Milton (DB)	1970-71
LERZ, Harold (OL)	1971
LEVY, Lee (DE)	92 1974
LEWIS, Tony (RB)	32/2 1981-83-84-85
LEWIS, Tom (TE)	85 1992-93
LIBONATI, Daren (PK)	6 1986-87
LIEBENSTEIN, Todd (DE)	96 1978-79-80-81
LIGON, Al (DB)	23 1982-83
LILIO, Bucky (DL)	1970
LITTLETON, Darrell (WR)	3 1980-81
LITTLEFIELD, Lanny	1968
LIVINGOOD, Blake (OL)	77 1998-99
LOCKHART, K.C. (OL)	54 1989-90
LOFTON, Elgin (DL)	69 1990-91
LOGAN, Rich (DB)	1968-69-70
LOMPNEY, Mark (RB)	17/35 1984-85
LONDON, Keith (LB)	68 1984
LOPEZ, Rolando (OL)	1972
LOVAT, Darin (C)	74 1993-94-95-96
LOVATO, Carlos (DL)	68/93 1981-83-85
LOVE, Omar (RB)	4 1992-93-94-96
LOWRY, Bob (QB-DB)	14 1976-78-79-80
LUCAS, Lenny (DB)	1973
LUPPENS, Dennis (OL)	53 1978-79
LUSTER, Andre (RB)	1990
LUXENBERG, Jason (TE-LS)	96/61 2004
LYONS, Tim (OL)	56 1988




MAAE, John (QB)	15 1990-91-92
MacNAUGHTON, Dan (TE)	1971-72
MACK, Clarence (WR-DB)	29/5 1991-92
MACK, Hiram (RB)	26/21 1981-82
MACKKEY, Sean (DB)	25 2000-01-02-03
MACY, Marty (DE)	1972
MAHER, Joe (LB)	45 1977-78-79-81
MAIKAI, Francis (OL)	1977
MAILE, Robin (DL)	91 1997-98
MALOOF, George (DB)	38 1986-87
MANDLEY, DeJhown (TE)	80 1999-2000-01-02
MANGIARACINA, Jerry (DB)	19 1978
MANGIARACINA, Marcus	1978
MARRONE, Andy (LB)	51 1990-91
MARSHALL, Alvin (RB-WR)	24 2004
MARTIN, Daniel (LB)	28 1994-95
MARTINEZ, Ysadore (DB)	1974
MARSHALL, Simon (RB)	1982
MASON, Troy (WR)	86 1999-2000-01-02
MASSEY, Brian (OG)	68 1991-92
MASSEY, James (DB)	1970-71-72-73
MATHEWS, Marshall (PK)	1995
MATHIS, Jim (LB)	1968
MATSON, Joe (LB)	1982
MATOUSEK, Steve (RB)	1972-73
MATTES, Greg (OL)	77 1989-90
MATTINSON, Bubba (LB)	51 1979-80
MAWSON, George (OL)	1968-69
MAYNARD, Matt (TE)	85 2000
MAYNE, Kenny (QB)	14 1981
MAZION, Rodney (FS)	2 1991-92-93-94
McCARDELL, Keenan (WR)	84 1987-88-89-90
McCOY, Sean (LB)	23 1986-87
McDADE, Michael (WR)	88 1983-84
McDADE, Reese (LB)	58 1994
McDANIEL, Royal (LB)	40 1990-91
McDERMOTT, Matt (RB)	1990
McDONALD, Ryan (P)	17 1999-2000-01
McGOWAN, Howard (OL)	66 1991-92-93-94
McGOWENS, Vince (WR)	5 1989-90

McKISKI, Mike (OL)	74 2004
McLAURIN, Robbin (DB)	9 1980
McLELLAN, Mike (RB-DB)	18 1974-75
McQUAID, Dan (OL)	71 1980-81-82-83
MECHAM, Mark (OT)	76 1991-92-93-94
MEDCHILL, Patt (DB)	1970-71-72
MEDLOCK, Jason (LB)	88 1992-93
MELCHER, Tim (DL)	83/84 1974-75-76
MELSON, AJ (DB)	31 1995
MELTON, Henry (RB)	42 1974-75-76-77
MENDOZA, Alonzo (P)	1990
MENENDEZ, Joel (OL)	78 2000-01
MERHI, Kareem (LB)	50 2004
MERKERSON, Alton (LB)	46 1993-94
METTEN, Greg (DL)	1969
MIKLOS, Joe (LB)	45 2002-03-04
MILLER, Ahmad (DL)	44 1999-2000-01
MILLER, Avery (LB)	96/39 1988-89
MILLER, Marguet (DL)	86 1985-86-87
MILLER, Vic (RB)	1982
MINEO, Sam (TE)	96/89 1995-96-97-98
MINOLETTI, Giovanni (DB)	35 1995-96-97
MITCHELL, Aaron (DB)	48 1977-78
MITCHELL, Cary (LB)	1971-72
MITCHELL, Greg (LB)	1970-71-72-73
MITCHELL, Ken (LB)	1970-71
MITCHELL, Shedrick (OL)	79 2002
MOISEYEV, Mark (OL)	76 1978-79
MONROE, Derrick (DT)	92 1995-96-97-98
MONROE, Stacy (LB)	1990
MONTOYA, Sam (LB)	57 1973-74
MOOG, Aaron (DT)	76 1981-83-84
MOORE, Darall (RB)	35 1975-76-77
MOORE, Jack (LB)	52 1986-87
MOORE, Leon (DL)	98 2002-03-04
MORALES, David (LB)	92 1982
MORENO, Jim (OL)	77 1983-84-85-86
MORGAN, Dick (OL)	1968
MORRISON, Dan (OL)	1970-71
MORRISON, Robbie (OL)	72 1991-93-94-95
MORTON, Michael (RB)	23 1978-79-80-81
MUELLER, Aaron (OL)	54 2004
MULLANEY, Ryan (LB)	51 1977-78-80
MURPHY, Kejon (RB)	28 1988
MYERS, Bill (LB)	51 1968-69
MYERS, Eric (LB)	67 1986-87



NANTKES, Kurt (QB)	7 2001-02-03-04
NEFF, David (OL)	1968-69-70-71
NELINGER, Gus (LB)	59 1987-88
NELSON, Jamie (WR)	22 1988-89
NELSON, Kyle (DL)	1971-72-73
NELSON, Mike (LB)	99 1978-79
NELSON, Ted (DB)	39 1982-84-85-86
NERO, Bobby (WR)	1 2000-01
NEWTON, Steve (LB-DL)	45 1999-2000-01
NICHOLSON, Brian (DL)	92 2003-04
NICHOLSON, Derek (DL)	90 1986-87-88-89
NIX, Ron (OL)	1968-69
NIXON, Bill (OL)	53 1980
NOVESEL, Mark (OL)	70/71 1978-79
NOWDEN, Shannon (DB)	23 2004
NUNNELY, Wayne (RB)	1972



O'CALLAGHAN, Mike (DL-OL)	94/70 1975-76
OEGARD, Don (CB)	9 1989
OLOGBOSELE, Marquez (OL)	79 1999
OLSEN, David (DB)	37 2002-03-04
OLSEN, Derek (DB-LB)	38 2000-01-02-03
O'NEIL, Phil (DL)	97 1978-79-80-82
ONIWOR, Joseph (DL)	99 2002-03
OPERIN, Bill (OL)	58 1985-86-87-88
OPSAI, Dennis (OL)	68 1977-78-79
O'REILLY, Tim (PK)	17 1996-97-98-99
ORICK, Brad (TE)	48 1990
ORME, Brent (TE)	1982
ORNELAS, Mike (DL)	1969
ORR, Robert (OL)	56 1984-85-86-87
ORR, Scott (DL)	89 1972-73-74
OSTERHOUT, Brad (TE)	84 1999-2000-01
OTTO, Mike (LB)	47 1974-75
OWENS, LaMar (LB)	13 2000-01




PACHECO, Danny (DL-C)	90/66 1997-98-99
PALELEI, Lonnie (DL-OG)	54 1991-92
PALEPOI, Anton (DE)	47 2000-01
PALMUCCI, Jason (LB)	52 1999
PANIK, Justin (LB)	1992
PAPPAS, Dave (DL)	97 1988
PARKHURST, Scott (DE)	37 2000-01
PARVIN, Brian (P)	17 1991-92
PATTON, Marshall (OL)	72 1979-80
PATTON, Scott (LB)	38/52 1996-97
PEARCE, Dusty (LB-DE)	50 1998-99
PEKO, Tony (OL)	50 1985-86-87-88
PEREZ, Jonathan (RB)	34 1991-92-93-94
PEREZ, Jorge (OL)	51 1986-87-88-89
PERKINS, Dyante (FB)	5 2002-03-04
PERRY, Damon (DL)	79 1984
PERRY, Tracie (OL)	73 1992-93
PETERSON, Todd (DB)	46 1979-80
PFEIFER, Richard (LB)	1969-70
PHEE, Jordan (OL)	57 1976-77-79-80
PHILLIPS, Freddie (DB)	40/21 1986-87-88-89
PHILLIPS, Joe (RB-K)	34 1981-82
PICKENS, Darnell (LB)	97/55 1984-85-86-87
PIEFFER, Dillon (PK)	95 2000-01-02-03
PIERUCCI, Jerald (OL)	64 1995-96-97-98
PIERUCCI, Jerrad (LB)	55 1996-97-98-99
PILAROWSKI, Glenn (OL)	71 1998
PILLER, Scott (OL)	72/65/61 1981-83-84-85
PLUNKETT, Art (OL)	70/79 1977-78-79-80
POLEY, Tom (LB)	90 1983-84
POOLE, Wyatt (WR)	87 2000
PORTER, Donnell (FS)	42 1992
PORTER, Ira (TE)	1971-72
POSEY, Bittney (LB)	57 1993-94
POWELL, George (DB)	1968-69-70
POWELL, Phillip (RB)	29 1996
PRICE, Charles (QB)	16 1988-89
PRICE, John (RB)	47 1990-91-92
PRINTUP, Maurice (RB)	21 1984
PROVENSAL, Frank (DL)	1969-70
PRY, Mike (WR)	15 1973-75

PRYOR, Dale (DB)	1980
PURCELL, Bill (WR)	38 1981-82
PYLE, Arcee (FS)	1986-87



QUICK, Matt (P)	1982
QUINTON, Dustin (OL)	73 1986-87-88-90




RAMIREZ, Greg (DB)	37 1990-91
RAMSEY, Randy (OL)	95 1975
RANDLE, Darrell (TE)	88 1989-90
RATHER, Bob (LB)	43 1977-78
RAY, Matt (QB)	9 1999
REARDON, Keith (PK)	34/11 1979-80
REDDICK, Mike (WR)	42 1987-88
REED, Chad (QB)	7 1997-98
REED, Chuck (DL)	99 1990-91
REED, Dalton (DB)	27 1983-84
REED, Elroy (TE)	1992
REED, Michael (WR)	12/11 1980-81-83
REED, Phil (DL)	92 1999-2000-01-02
REEVES, Brian (DB)	1973
REEVES, Rodger (TE)	1969-70
REILY, Mike (OL)	78 1995-96-97-98
REINOEHL, Jody (LB)	97/46 1987-88-89-90
RELF, David (WR)	84 2002-03
REYNOLDS, Allyn (QB)	16 1982
REYNOLDS, Jerry (OL)	61 1990-91-92-93
RHABURN, Kevin (DB)	21 1999-2000
RHYNES, Tony (P)	15 1987-88-89
RICE, Robert (DB)	36 1982-83
RICHARDSON, Mark (TE)	1974
RIGGS, Aveion (LB)	48 1981
RILEY, Daryl (OL)	78 1982
RILEY, JaJa (RB)	2/5 2004
RILEY, Karl (DL)	64 1973-74-75-76
RILEY, Tom (DE)	98 1991-92
RIZO, Randy (DL)	63 1974-76-77-78
ROBERTS, Don (LB)	35 1989-90
ROBERTS, Jesse (WR)	1973
ROBERTSON, C.J. (OL)	61 1988
ROBERTSON, Doug (QB)	7 1978
ROBERTSON, Steve (OL)	65 1980-81
ROBINSON, Dennis (DB)	1970-71-72
ROBINSON, Gerald (DB)	6 1988-89
ROBINSON, Marvin (WR-LB)	81/38/29 1992-93-94-95
ROBINSON, Marvin (DB)	14 1993-94
RODERICK, Tyrice (DB)	45 1989-90
RODRIGUES, Tony (LB)	58 1977-78
RODRIGUEZ, Manny (RB)	22 1975-76
RODRIGUEZ, Mike (LB)	1973
ROGERS, Julius (DL)	60 1971-72-73-74
ROGERS, Ken (TE)	87 1988-89
ROGERS, Ken (FB)	38 1974-75
ROGER, Doug (OL)	62 1990-91-92-93
ROSE, Devon (LB)	51 1998-2000-01
ROSE, Ken (LB)	17 1982-83
ROUNDTREE, Ray (DL)	60 1989-90
ROWLAND, Tommy (DL)	1968-69-70-71
ROZANSKI, Walt (LB)	1973
RUDDOLPH, Jeremi (RB)	7 1999-2000
RUGGEROLI, Chuck (TE)	92 1983

ALL-TIME LETTERMEN




RUGGLES, David (OL)	68	1987-88
RUIZ, Gordon (OL)	59	1984
RUSSELL, Willie (RB)	33	1975
RUSSI, Steve (DB)		1968
RUTLEDGE, Kevin (DB-P)	34	1980-81
RYDALCH, Nate (WR)	81	1999-2000




SAGAPOLU, Kawika (DL)	99	1999
SAIGNES, Ed (DB)	16	1981-84-85
SALVESTRIN, John (OL)		1973
SANDERS, Quincy (DB)	2	1995-96-97-99
SANDONE, Tony (LB-DL)	58	1974-75
SANDUSKY, Jim (WR)	7	1981
SAPHIRE, George (RB)	42	1968-69-70
SATTERFIELD, Dusty (OL)	59	1975-76-77
SAVAGE, Mike (DL-DB)	66/26	1974-76
SAWYER, Talance (TE-DE)	85/9	1995-96-97-98
SCHLAUPLITZ, Bill (OL)		1971-72
SCHNABEL, Kurt (TE-WR)	86	1973-74-75-76
SCHREINER, Steve (LB)	56	1981
SCHULZE ZUMKLEY, Hubi (PK)	14/41	2001-04
SCOGGINS, Ron (OL)	73	1983-84-85
SCOTT, Gerald (DL)	75	1976
SCOTT, Jessie (RB)		1968
SCOTT, Tyrone (DB)	24	1991-92-93
SEARS, Bruce (DL)	98	1980-81
SECCOMBE, Matt (LB)	64	2004
SEWARD, Adam (LB)	55	2001-02-03-04
SEYMOUR, Javon (RB)	30	1995
SHERWOOD, George (LB)	39	1977-78-79
SHIGEMATSU, Delroy (OL)	73	1977-78-79-80
SHKURENSKY, Mike (DL)	88	1969-70
SILVERMAN, Craig (DL)	91/90	1976-77-78-79
SIMO, Justin (LB)	56	1996-97
SIMIEN, Erik (DE)	91/51	1992-93
SIMMONS, Jimmy (RB)	27	1977
SIMMS, Steve (OL)	78	1983-84-85
SIMPSON, Shannon (DT)	93	1991-92
SIMONTON, Mickey (OL)	52	1977-78
SIMS, Greg (OL)	69	1984-85
SIMS, Scott (QB)	1	1987-88-89
SKIPWORTH, Shayne (LB)		1970-71
SLACK, Keith (DB)	19	1981-82-83
SLOAN, Sean (DL)	52/70	1980-81-82
SMALLS, Mike (LB)	48	1991-92
SMELTZER, Toby (DB-WR)	23	1999-2000-01-02
SMITH, A.C. (LB)	25/58	1997-98-99
SMITH, DeWayne (RB)	29	1984
SMITH, Doug (LB)	40	1975-76-78-79
SMITH, Mac (DL-OL)	96	1996-97
SOLORIO, Luis (PK)	13	1989-90
SORENSEN, Trevan (TE)	83	2000-01
SOUZA, Frank (OL)		1971-72
SPARKS, Roy (PK)		1975
SPEK, Jeff (TE)	93/88	1979-80-81
SPENCER, Greg (LB-OL)	30/62	1975-76-77-78
SPINKS, Sylvester (RB)	39	1975-76
STAGGS, Jay (DB)	42	2003-04
STALLSMITH, Jean-Hans (DL)	93	1996-97
STALLWORTH, Steve (QB)	10	1983-84-85-86
STARBUCK, Robert (TE)	88	1974-75-77
STARKES, Jim (QB)		1970-71-72
STARKES, Tyrone (LB)	44	1990
STEICHEN, Shane (QB)	9/15	2003-04
STELLINO, Reeves (LB)	5	1991
STEPHENS, Terrelle (DL)	94	1999
STEWART, Dan (DB)	1	1995-96
STEWART, Jeff (OL)	62	1979-81
STOCKHAM, Bob (QB)	11	1992-93
STOTT, Derek (QB)	11	1988-89-90-91
STRECKER, Russ (DL)	83	1975-76-77-79

STRONG, Raymond (RB)	21	1976-77
STUBBLEFIELD, Rick (TE)		1996
SUGGS, Anthony (DL)	98	1999-2000
SUNIA, James (LB)	43	1998-99-2000
SUTTON, Chameleon (DB)	21	2001-02
SWALL, Bill (LB)		1972
SWEENEY, Tom (OL)	64/63	1986-87
SWENSON, Andy (PK)	34	1983




TAFUA, Isaiah (DT)	93	2004
TAGOAI, Will (CB)	28/8	2003
TAYLOR, Jon (LB)	48	1984-85
TAYLOR, Larry (DL)	91	1980
TAYLOR, Morris (TE-LB-DE)	86/96	1990-91-92-93
TAYLOR, Ray (WR)	1/82	1982-83-84
TAYLOR, Rod (DB)	42	1983-84-85-86
TEELE, James (DB)	23	1997-98
TEIXEIRA, Andre (DB)	38	1996-97-98
TELLIARD, Tim (LB)	41	1980-81
TERRELL, Tony (OL)	70	1999-2000-01-02
THAYER, Jim (PK)	3	1972-73-74
THOMAS, George (WR)	3	1984-85-86-87
THOMAS, Jabbar (DB-RB)	30	1992-93-94-95
THOMAS, Jason (QB)	2	2000-01-02
THOMAS, Kevin (CB)	28	1998-99-2000-01
THOMAS, Larry (DB)		1988
THOMAS, Mike (RB)	22	1973-74
THOMAS, Reese (LB)	58	1990-91-92
THOMAS, Terry (OL)	75	1973-74
THOMPSON, Demond (WR)	80/3	1991-92-93
THOMPSON, Hank (LB)	45	1984
THOMPSON, Jim (DB)		1968-69
THORNS, Henry (WR-DB)	28	1979-80
TINOISAMOA, Mike (LB)	59	2003
TOLIVER, Floyd (WR)		1972
TOMLINSON, Allan (DB)	30	1978-79-81
TOOHEY, Jason (WR)	80/88	1995-96-97
TOOMER, Kyle (RB)	23	1988-89
TORRES, Art (OL)		1969-70
TOWNES, Tiger (DT)	99/56	1992-93
TRAMMELL, Justin (OL)	73	1995
TRAMONTANAS, Peter (TE-C)	89/61	1998-99-2000-01
TRAPPS, Les (OL)	71	1977-78
TRIO, Sam (DL)	95	1976
TROSI, Larry (DB)		1969-71
TUCKER, Jimmy (WR)	86	1979
TUCKER, Ken (DB)	25	1987
TUCKER, Tyrone (LB)	52	2002
TURNAGE, Aldwin (DT)	94	1991-92-93-94
TURNER, Nate (WR)	6	1999-2000
TURNER, Scott (QB)	10/6	2002-03
TYLER, P.J. (LB)		1994




VACCARO, Steve (LB)	48	2003
VAEFAGA, Sao (DL)	64	1977-78
VALLES, Ron (OL)	64	1982
VALLINE, Jim (DL)	68	1968-69
VALMORE, Mark (RB)	26	1992-93-94-95
VAN HORNE, Rick (DB)	9	1982-83
VAN HOUTEN, Gary (QB)	16	1974-75-76
VAN NESS, Greg (QB)	15	1977

VANNUCCI, Anthony (RB)		1989
VARGAS, Mark (DL)	93	1975
VARGAS, Pete (OL)	53	1982
VARON, George (LB)	45	1986-87
VAUGHAN, Jason (QB)	10	1999-2000
VEREEN, Henry (RB-WR)	34	1975-76-77-78
VITALE, Tumua (DB)		1998




WADE, Dan (OL)		1973
WADE, Fred (LB)	38	1985
WAGERS, Shane (OL)	75	1999-2000-01
WALKER, Leon (RB)	21	1978-79
WALKER, Marc (DB)	14	1988-89
WALKER, Mike (LB)	66/49	1980-82
WALKER, Tyrone (LB)	33	1984-85
WALLACE, Genet (QB)	15/16	1982-83
WALRATH, Preston (OL)	68/65	1989-90
WALSH, Genry (LB)	55	1982-83-84-85
WALTERS, Ray (DB-RB)	20	1988-89-90-91
WARE, Johnny (RB)		1978
WARE, Len (WR)	3	1996-97-98-99
WASHINGTON, Calvin (DB)		1971
WASHINGTON, Garey (RB)		1970-71
WASHINGTON, Jan (DB)	35	1983-84
WASHINGTON, Keith (LB-DE)	39/56	1991-92-93-94
WATKINS, Bruce (OL)	76	1974-75
WATSON, Adrian (DE)	99	2000-01
WATSON, Donnis (DB)	21	1974-75
WATTS, Isaac (DL)	90	2004
WEBSTER, Jermaine (DB)	23	1992-94-95-96
WEDERQUIST, Nate (DL)	19	2004
WEISBARTH, Brian (DB)	90	1981
WELCH, Robert (TE)	85	1988-89
WELDING, Pat (DB)		1971
WELTER, Ryan (LB)	53	2004
WENIGER, Justin (WR)	97	2000-01
WHEATON, Donell (LB)	81/9	2003-04
WHITE, Chris (DT)		1993
WHITE, David (QB-TE)	10	1993-94-95
WHITE, Malcolm (LB)	44	1986-87
WHITE, Mike (WR/RB)	21	1993
WHITE, Thumper (DB)		1979
WHITEMAINE, Mike (DE)	87/81	1972-73-74-75
WHITMORE, Dennis (OL)	75	1993-94-95-96
WHITTAM, Adam (LB)	49	1984
WIDDERS, Daniel (DL)	91	2004
WIDE, Eddie (RB)	34	1986
WILEY, Charles (LB)	80	1983-84-85-86
WILLIAMS, Allen (OL)	62	1999
WILLIAMS, Alphonso (LB)	32/66	1976-77-78-79
WILLIAMS, Damon (WR)	8	1995-96-97-98
WILLIAMS, Elex (DB)	40	1981-82
WILLIAMS, George (WR)	14/3	1985-86
WILLIAMS, Jamie (WR)	80	1987-88
WILLIAMS, Keith (LB)	48	1986-88
WILLIAMS, Matt (OL)	71	2002-03
WILLIAMS, Mike (OL)	79	1996
WILLIAMS, Myron (OL)	72	1989-90
WILLIAMS, Tony (DB)	25	1977
WILLIAMS, Reggie (LB)	58	1981
WILLIAMS, Richard (QB)	10	1987-88
WILLIAMS, Shelvion (WR)	83	2003-04
WILLIAMS, Trent (DB)	43	2003
WILLIS, Greg (DL)	65	1974-75
WILLS, Matt (RB)	32	1991
WILLS, Rickie (WR)	3	1988-89
WILSON, George (OT)	74	1992
WILSON, Shanga (LB)	36	2000-01
WILSON, Shannon (RB)	38	1991-92-95
WISE, Doc (LB-DL)	93	1986-87-88-89
WOFFORD, James (RB)	33	1997-98-99-2000

WOOLLY, David (WR)		1970
WOODS, Darnell (WR)	81	1985-86
WOODS, Elbert "Ickey" (RB)	30	1984-85-86-87
WREN, Autney (DB)	19-7	1984-85-86-87
WRIGHT, Larry (DB)		1971-72
WRIGHT, Lee (LB)		1968
WYNN, Jamal (DB)	36/19	1999-2000-01-02



YI, Champ (LB)	96	1998
YOUNG, Bruce		1968
YOUNG, Clint (WR)		1982
YOUNG, Renard (DB)	37	1983
YOUNG, Terrence (LB)	58	2001-02-03-04



ZACHARIA, Joe (LB)	38	1989-90
ZACZEK, Jon (C)	67	1994-95-96-97
ZAHER, Jack (LB)	37	1974



ALL-TIME ASSISTANT COACHES

NAME (Alma Mater, Graduation Year) POSITION(S)* YEAR(S)

-A-

ABAJIAN, Rich (UNR, 1975)	DB	1979-81
ALCALDE, Vince (Boise State, 1989)	OC/QB	2002-03
ALEXANDER, DelVaughn (USC, 1995)	WR/QB	1998, 2000-02
ANAE, Robert (BYU, 1986)	OL	1997-98
ANDERSON, Jim (U.S. International, 1970)	RB	1974-75
AULT, Chris (UNR, 1968)	DB/WR	1973-74

-B-



BORAS
1999-2003

BABERS, Dino (Hawaii, 1983)	RB/ST	1988-89
BARBER, Kurt (USC, 1992)	LB/ST	2005-SA
BARNSON, Roger (Arizona State, 1961)	DB	1968-72
BARRY, Joe (Southern California, 1993)	LB	1999
BAYNE, Bruce (UNLV, 1979)	GA	1983
BEHRNS, Pat (Dakota State, 1972)	OC/QB	1992-93
BELL, Rex (UNR, 1963)	DL	1978-82
BELL, Rodney (CS Fullerton, 1980)	OC/OL	1987-89
BENDER, Mike (Arkansas, 1969)	OL	1992-93
BERNARDI, Gary (CS Northridge, 1976)	TE/OT	2005-SA
BORAS, Rob (DePauw, 1992)	OC/OL	1999-03
BRADESON, Mike (Boise State, 1981)	DC/DB/RC/LB	1996-SA
BRIGGS, Bill (Oregon, 1977)	LB	1982
BRINDISE, Noah (Florida, 1997)	OC/QB	2005-SA
BUFF, Haskel Gray (Southern Utah, 1991)	GA	1993-94
BURATTO, Steve (Idaho, 1966)	DC	1976-79
BYERS, Dan (Stanford, 1993)	GA	1995-96
BYWATERS, Clayton (Springfield College, 1955)	ST	1973-75

-C-



COTTLE
1984-1993

CABLE, Tom (Idaho)	OL	1991
CAMINITI, Chris (Southern Conn. St., 1992)	GA	2000
CARDER, Doug (UNR, 1966)	DL/LB	1968-76
CHURA, John (Purdue, 1965)	WR	1973-74
CINKOVICH, Kris (Carroll College, 1984)	WR	2004-SA
CISKOWSKI, Tom (Cameron, 1977)	OL	1988-89
COOPER, Ron (Jacksonville State)	DC	1990
COSH, Chris (Virginia Tech)	LB	1990
COTTLE, Terry (St. Mary's, 1980)	TE/RB/RC/QB/WR	1984-93
CRUICKSHANK, Tom (Utah State, 1966)	DC/DB	1976-81

-D-

DAHLQUIST, Gene (Arizona, 1965)	OC/QB	1999
DALLIMORE, Fred (UNR, 1966)	GA	1969-71
DAMERON, Kim (Arkansas, 1983)	DB	1992
DANIEL, Bill (UNR, 1963)	OL	1968-71
DAVIS, Reggie (Washington, 1998)	RB	2005-SA
DeLUCA, Joe (Montana, 1955)	DL/ST/LB/RC	1986-89
DOLEZAL, Gib (Panhandle State, 1972)	GA	1973
DREVNO, Tim (Montana State, 1992)	RB	1998

-E-

EDWARDS, Earl (Wichita State)	DL	1981
EGGEN, Stan (Moorhead State, 1977)	LB/DE/DC	1991-92, 1993-95
EMPEY, Mike (BYU, 1995)	TE	1997-98
ESPINOZA, Eric (Southern California, 1998)	GA	2001

-F-

FERRILL, Carl (New Mexico Highlands, 1969)	OC/RC/DB/QB	1984-87
FILAN, Doug (Idaho)	WR	1979-81

-G-



GILBERT
1992-1994

GALLIA, Joe (UNLV, 1973)	ST	1982
GILBERT, O'Neill (Texas A&M, 1989)	LB/DL	1992-94
GRZYBOWSKI, Ron (North Carolina)	GA	1971-72
GUSTAFSON, Ron (Eastern Illinois, 1972)	WR	1975

-H-

HAFFNER, George (McNeese State, 1967)	RB	1993
HAGEN, Steve (Cal Lutheran, 1983)	OC/WR/QB	1991-92, 1994-95
HAYWARD, Chris (UNLV, 2002)	GA	2002-03
HEDRICK, Harry (Cal Lutheran, 1978)	WR	1982
HILL, Pat (UC Riverside, 1974)	OC/OL	1981-82
HIMEBAUCH, Jonathan (USC, 1997)	GA/OL	2000-01, 2004
HOFFMAN, Brad (Cal Lutheran, 1978)	K	1985-89
HOLT, Nick (Pacific, 1985)	LB	1988-89
HOOVER, Dave (CS Los Angeles)	OL	1983-86
HORTON, Jeff (UNR, 1981)	RB	1990-91
HUBBARD, Joe (UC San Diego, 1982)	RC/OFF	1999-01

-I-

IRVIN, Matt (Oregon State, 1992)	GA	1997-98
----------------------------------	----	---------

-J-

JACKSON, John (New York, 1956)	OC/RB	1999-2004
JASTROB, Bob (Miami-Fla.)	GA	1993-94
JOHNS, Steve (Occidental, 1991)	GA/LB	1999-2004
JOHNSON, Doug (Nebraska)	LB/DL	1976-80

-K-

KADOIC, Steve (UCLA, 1974)	WR/RC/DB	1984-88
KARMELOWICZ, Bob (Bridgeport, 1972)	DL	1982
KEENAN, Larry (LaVerne, 1967)	OC/QB/RB	1973-75
KENNEDY, Don (UNLV)	GA	1972
KETTEL, Pete (UC Riverside, 1961)	WR	1989

-L-



LINEHAN
1991

LAMB, Barry (Oregon, 1978)	LB/DB	1982-85
LATHROP, Kit (Arizona State, 1978)	DL	1982
LEACH, Steve (Troy State, 1992)	WR/DB	1999-02
LEES, Greg (Northwest Missouri State, 1982)	LB/RC	1994-96
LINEHAN, Scott (Idaho, 1986)	QB	1991
LOMBARDI, Mike (Hofstra, 1981)	RC	1982-83
LOVETT, John (C.W. Post, 1973)	DB	1993
LOWRY, John (Northern Arizona, 1956)	OL	1978-81

-M-

MADISON, Dave (Bluefield State, 1964)	GA	1973
MAGBANUA, Phil (UC Santa Barbara, 2000)	GA	2004-SA
MASON, Darryl (Arkansas, 1982)	TE	1993
MATTHEWS, Mickey (Montana State)	GA	1970-71
McDANIEL, Al (UNR)	RB	1971-72
McGEE, Garrick (Oklahoma, 1996)	WR	2003
McGUFFEY, Marty (Northern Colorado)	DL	1975
McINERNEY, Jeff (Slippery Rock, 1982)	DC	1999
McMAHON, Greg (Eastern Illinois)	TE	1990-91
McNEILL, Ruffin (East Carolina, 1980)	DC/LB	1997-98
MIMS, Ron (Washington State, 1973)	DB	1982-83
MOHNS, Greg (Baker University, 1971)	RC	1982
MONTGOMERY, John (Oklahoma State, 1977)	RB	1987
MURPHY, Greg (Pacific, 1985)	GA	1987

-N-

NIUMATALOLO, Ken (Hawaii, 1989)	TE	1999-01
NORDQUIST, Tom (Oregon State, 1993)	TE/RB/OT/WR	1994-97
NUNNELLY, Wayne (UNLV, 1975)	RB	1982-85

-O-

O'BRIEN, Scott (Wisconsin-Superior, 1982)	LB	1983-85
OTTON, Brad (UNR, 1997)	QB	2004
OWENS, Bob (Fresno State, 1959)	DC/LB/K	1982-84

-P-



PAGANO
1990-1991

PAGANO, Chuck (Wyoming, 1984)	DC/DB	1990-91
PAPALII, Sam (San Jose State, 1979)	DL	1997-98
PELTZER, Pete (Pittsburgh State, 1976)	OL	1990
PODEWELL, Jim (Chico State, 1994)	GA	1997-98
PRESTON, Buzz (Hawaii, 1982)	OC	1998
PRICE, Bob (Cal Poly Pomona, 1978)	DC/LB/ST/DB	1986-89

-R-

RANDALL, Johnathan (Rocky Mountain College)	GA	1987
REA, Donnie (San Diego State, 1972)	DE	1993
READOUT, Ralph (Ohio, 1953)	DB	1973
REYES, Gil (UC Santa Barbara, 1973)	TE	1987-89
RITA, Adam (Boise State, 1970)	WR	1976-78
ROBINSON, David (Long Beach State, 1987)	TE	2002-04
ROGGEMAN, Rock (Notre Dame, 1985)	DL	1990-92
ROMERO, Randy (Sacramento State, 1979)	GA	1984-85

-S-

SANFORD, Mike (Boise State, 2005)	GA	2005-SA
SAUNDERS, Joe (UNR, 1982)	RB/ST	1994-96
SCHUHMAN, Scott (Tulsa, 1966)	OL	1975-80
SEWARD, Tom (Eastern Illinois, 1979)	OL/DL	1986-89
SHARRAR, Ken (Long Beach State, 1984)	DL	2005-SA

ALL-TIME ASSISTANT COACHES



SHEALY, Vic (Richmond, 1984)	DC	2005-SA
SHIVERS, Roy (Utah State, 1974)	RB	1976-81
SIDWELL, Steve (Colorado)	DC/DE/LB	1974-75
SMELTZER, Ron (Westchester State, 1967)	OL	1971-72
SNYDER, Bruce (Oregon, 1963)	TE/HB	2003-04
SPURLOCK, James (Tarleton State, 1986)	DL	1995-96
SQUIRES, Scott (Pacific Lutheran, 1988)	WR	1990, 1995
STEPHENS, Gary (College of Idaho, 1976)	GA	1986-87
STEWART, Randy (Boise State, 1981)	DB	1994-96
STUBBS, Charlie (BYU, 1978)	OC/QB	1996-97



SHIVERS
1976-1981

-T-

TANARA, Al (Tennessee, 1966)	OC/OL	1982-85
THOMPSON, Jim (UNLV)	GA	1971
TOMLICH, Larry (Bethany College, 1984)	RC	1992
TORRES, Art (UNLV)	GA	1972

-U-

UPERESA, Keith (BYU, 1984)	OL	2005-SA
----------------------------	----	---------

-V-

VALENTIN, Anthony (UNR, 1995)	GA	1995-96
VERBLE, Adam (Loras, 1997)	GA	2002-03

-W-



WOMMACK
1992-1993

WAGNER, Denny (Utah, 1979)	OL	1982
WALLACE, Genet (UNLV, 1986)	GA	1985-86

*DC=Defensive Coordinator / OC=Offensive Coordinator
ST=Special Teams / RC=Recruiting Coordinator / GA=Graduate Assistant

WATTS, Ricky (Tulsa, 1978)	LB/WR	1991-93
WEBER, Mark (Cal Lutheran, 1980)	OL	1994-96
WEDERQUIST, Craig (Drake, 1984)	DL	2000-04
WEEMS, Don (Long Beach State)	DC/LB/DL	1983-87
WHERRITT, Kirk (Wisconsin-Milwaukee, 2004)	GA	2005-SA
WHITE, Brian (Harvard, 1986)	QB/RB/WR	1990-92, 1994
WHITE, Chris (Colby College, 1990)	LB/ST	1997-98
WHITSITT, Randy (CS Northridge, 1973)	QB/WR	1982-86
WOMMACK, Dave (Missouri Southern St., 1978)	DC/LB	1992-93
WOODLIEF, Doug (Memphis State)	LB	1981

-Y-

YARBER, Eric (Idaho, 1995)	WR	1997
----------------------------	----	------

-Z-

ZIMMER, Vince (Wyoming, 1964)	DC	1973
-------------------------------	----	------



WILSON
1982-86

HEAD STRENGTH COACHES

AUSTIN, Dan (Newberry College, 1981)	1991-92
PHILIPPI, Mark (Montana Tech, 1986)	1993-SA
REYES, Gil (UC Santa Barbara, 1973)	1987-90
WILSON, Tim (Nebraska, 1981)	1982-86



BROWNING
1974-1979

HEAD EQUIPMENT MANAGERS

BROWNING, Floyd	1974-79
CHIN, Larry	1980-82
CHURA, John (Purdue, 1965)	1973
DALLIMORE, Fred (UNR, 1966)	1971-72
O'NEIL, Dave	1983
PUCCIARELLI, Paul (Citrus CC, 1972)	1988-SA
VALENZUELA, Pete (Arizona State, 1950)	1984-87



KOLOSKIE
1983-91

HEAD ATHLETIC TRAINERS

KOCHER, Tom	1982
KOLOSKIE, Jerry (West Virginia, 1980)	1983-91
POINDEXTER, Rod (North Carolina St., 1971)	1971-77
RUDD, Dale (CS Northridge, 1976)	1979-81
RYAN, Dennis (New Mexico State, 1974)	1978
TOBLER, R.E. "Doc"	1968-70
WILSON, Kyle (West Virginia, 1982)	1992-SA



CLARK
1972-80

FOOTBALL SPORTS INFO. DIRECTORS

ASCHENBRENNER, Joyce (West Virginia, 1975)	1983-89
BENNETT, Bill (Nebraska, 1974)	1982
BETTERTON, Steu	1969-71
CLARK, Dominic (Nevada, Reno, 1971)	1972-80
HAWK, Joe (UNLV, 1978)	1990-91
SHEPPARD, Tommy (New Mexico State, 1991)	1992-93
WALLINGTON, Mark (Florida, 1993)	1994-SA



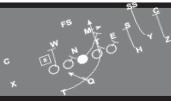
1974 Staff



1982 Staff



REBELS IN THE PROS



UNLV PLAYERS SELECTED IN THE NATIONAL FOOTBALL LEAGUE DRAFT

YEAR	PLAYER, POS.	TEAM	ROUND	CHOSEN WITH
2005	Adam Seward, LB	Carolina Panthers	5th Round	149th pick
	Ryan Claridge, LB	New England Patriots	5th Round	170th pick
2004	Dominic Furio, C	Philadelphia Eagles	7th Round	243rd pick
2002	Anton Palepoi, DE	Seattle Seahawks	2nd Round	60th pick
	Sam Brandon, FS	Denver Broncos	4th Round	131st pick
	Kevin Thomas, CB	Buffalo Bills	6th Round	176th pick
	Ahmad Miller, DL	Houston Texans	7th Round	261st pick
2000	Quincy Sanders, DB	Washington Redskins	5th Round	155th pick
1999	Talance Sawyer, DE	Minnesota Vikings	6th Round	185th pick
1995	Henry Bailey, WR	Pittsburgh Steelers	7th Round	235th pick
1994	Jerry Reynolds, OL	Cincinnati Bengals	6th Round	184th pick
1993	Lonnie Palelei, OL	Pittsburgh Steelers	5th Round	135th pick
1991	Keenan McCardell, WR	Washington Redskins	12th Round	326th pick
1990	Don Odegard, DB	Cincinnati Bengals	6th Round	150th pick
1988	Ickey Woods, RB	Cincinnati Bengals	2nd Round	31st pick
	Charles Dimry, WR	Atlanta Falcons	5th Round	110th pick
	George Thomas, WR	Atlanta Falcons	6th Round	138th pick
	Randall Cunningham, QB	Philadelphia Eagles	2nd Round	37th pick
1985	Tom Polley, DL	Philadelphia Eagles	8th Round	205th pick
	Todd Liebenstein, DE	Washington Redskins	4th Round	99th pick
1982	John Higgins, DB	New York Giants	9th Round	240th pick
	Michael Morton, WR	Tampa Bay Buccaneers	12th Round	325th pick
1981	Sam Greene, WR	Miami Dolphins	4th Round	84th pick
	Art Plunkett, OL	Los Angeles Rams	8th Round	216th pick
	Admiral Dewey Larry, DB	New York Jets	9th Round	225th pick
	Ron Crews, DE	Cleveland Browns	4th Round	99th pick
1980	Bob Batton, RB	New York Jets	7th Round	178th pick
	Brett Davis, RB	Tampa Bay Buccaneers	10th Round	275th pick
1979	Aaron Mitchell, DB	Dallas Cowboys	2nd Round	55th pick
	Cleveland Jackson, TE	New York Giants	5th Round	117th pick
	Henry Vereen, WR	Tampa Bay Buccaneers	9th Round	225th pick
	Ray Strong, RB	Atlanta Falcons	10th Round	263th pick
1978	Glenn Carano, QB	Dallas Cowboys	2nd Round	54th pick
1977	Reggie Haynes, TE	Washington Redskins	7th Round	189th pick
	Blanchard Carter, OL	Baltimore Colts	7th Round	193rd pick
1976	Joe Ingersoll, G	Miami Dolphins	7th Round	185th pick
1975	Mike Thomas, RB	Washington Redskins	5th Round	108th pick
	Steve Haggerty, WR	Denver Broncos	10th Round	251st pick
1972	Nathaniel Hawkins, WR	Pittsburgh Steelers	16th Round	403rd pick




Ickey Woods remains the highest NFL draft pick in Rebel history.



LBs Adam Seward (L) and Ryan Claridge were both selected in the fifth round of the 2005 draft.



REBELS IN THE PROS




Larry Croom made his first NFL start in 2004.




Sam Brandon has started during his time in Denver.



2002 second-rounder Anton Palepoi was the Rebels' highest draft pick since Ickey Woods in 1988.



Kevin Thomas found a home in the Bills' defensive backfield.



Keenan McCardell, a 12th-round pick, scored two TDs in Super Bowl XXXVII.



Dominic Furio was the first UNLV center drafted by the NFL.






REBELS IN THE PROS




NFL

(Current Team in **BOLD CAPS**)

- Harvey Allen – Seattle Seahawks
- Charles Anthony – Tampa Bay Buccaneers, San Francisco 49ers
- Henry Bailey – Pittsburgh Steelers, New York Jets, Buffalo Bills
- Dean Barnett – Denver Broncos
- Bobby Batton – New York Jets
- Anthony Blue – Seattle Seahawks
- Sam Brandon – DENVER BRONCOS**
- Jamaal Brimmer – SEATTLE SEAHAWKS**
- Byron Brown – Kansas City Chiefs
- Glenn Carano – Dallas Cowboys
- Artis Carhee – Philadelphia Eagles
- Blanchard Carter – Tampa Bay Buccaneers, Philadelphia Eagles
- Mel Carver – Indianapolis Colts, Tampa Bay Buccaneers
- Ryan Claridge – NEW ENGLAND PATRIOTS**
- David Clarke – Washington Redskins
- Gary Cook – OAKLAND RAIDERS**
- Ron Crews – Cleveland Browns
- Larry Croom – ARIZONA CARDINALS**
- Ray Crouse – Green Bay Packers
- Randall Cunningham – Baltimore Ravens, Dallas Cowboys, Minnesota Vikings, Philadelphia Eagles
- Charles Dimry – San Diego Chargers, Tampa Bay Buccaneers, Denver Broncos, Atlanta Falcons, Philadelphia Eagles
- Kirk Dodge – Detroit Lions, Houston Oilers, Denver Broncos
- Doug Eischer – Kansas City Chiefs
- Rod Emery – Los Angeles Rams
- Dominic Furio – PHILADELPHIA EAGLES**
- Tony Gladney – San Francisco 49ers
- Leo Gray – Oakland Raiders
- Nathaniel Hawkins – Houston Oilers, Pittsburgh Steelers
- Reggie Haynes – Washington Redskins, San Diego Chargers
- Wymon Henderson – St. Louis Rams, Denver Broncos, Minnesota Vikings
- John Higgins – New York Giants
- David Hollis – Seattle Seahawks, Kansas City Chiefs
- Alvin Horn – Kansas City Chiefs, Cleveland Browns
- Bob Hulberg – Kansas City Chiefs



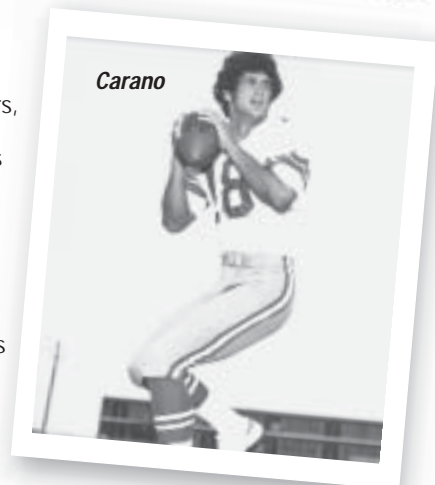
Keith Washington helped the Ravens win a world championship in 2000.




Bailey



Odegard



Carano



Turner



A. Mitchell



REBELS IN THE PROS



Liebenstein



G. Thomas



Reynolds



Morton

Palelei



M. Thomas



Cleveland Jackson – New York Giants
 Keyvan Jenkins – San Diego Chargers, Kansas City Chiefs
Earvin Johnson – TENNESSEE TITANS
 Kirk Jones – New England Patriots, New Orleans Saints, Cleveland Browns
 Darryl Knox – Pittsburgh Steelers
 Admiral Dewey Larry – New York Jets
 Mike Lee – San Diego Chargers
 Todd Liebenstein – Washington Redskins
Keenan McCardell – SAN DIEGO CHARGERS, Tampa Bay Buccaneers, Jacksonville Jaguars, Cleveland Browns, Washington Redskins
 Mike McDade – Cleveland Browns
 Dan McQuaid – Indianapolis Colts, Los Angeles Rams, Minnesota Vikings
 Ahmad Miller – Houston Texans
 Aaron Mitchell – Dallas Cowboys, Tampa Bay Buccaneers
 Ken Mitchell – Atlanta Falcons
 Aaron Moog – New England Patriots, Cleveland Browns
 Michael Morton – Tampa Bay Buccaneers, Seattle Seahawks
 Teddy Nelson – Kansas City Chiefs
 Don Odegard – Cincinnati Bengals, New York Jets
 Lonnie Palelei – Philadelphia Eagles, New York Jets, New York Giants, Baltimore Ravens, Pittsburgh Steelers, Cleveland Browns
Anton Palepoi – DENVER BRONCOS, Seattle Seahawks
 Art Plunkett – Los Angeles Rams, New England Patriots, St. Louis Cardinals
 Tom Polley – Philadelphia Eagles, Cleveland Browns
 Dustin Quinton – Los Angeles Rams, Cleveland Browns
 Jerry Reynolds – New York Giants, Dallas Cowboys, Cincinnati Bengals
 Ken Rose – Philadelphia Eagles, New York Jets, Cleveland Browns
 Quincy Sanders – Washington Redskins
 Talance Sawyer – Minnesota Vikings
 Ron Scoggins – Seattle Seahawks
Adam Seward – CAROLINA PANTHERS
 Ray Strong – Atlanta Falcons
 George Thomas – Tampa Bay Buccaneers, Atlanta Falcons
Kevin Thomas – BUFFALO BILLS
 Mike Thomas – San Diego Chargers, Washington Redskins
 Nate Turner – New Orleans Saints, San Diego Chargers
 Len Ware – Tennessee Titans
 Keith Washington – New York Giants, Denver Broncos, Baltimore Ravens, Detroit Lions, Minnesota Vikings
 Charles Wiley – Seattle Seahawks
 Reggie Williams – Houston Oilers
 James Wofford – Minnesota Vikings
 Ickey Woods – Cincinnati Bengals
 Renard Young – Seattle Seahawks




Plunkett



Hollis



Crews



Dimry



REBELS IN THE PROS




CUNNINGHAM HEADS UNLV'S NFL ALUMNI

Still the career passing and punting leader at UNLV, Randall Cunningham left his school as its most accomplished player and went on to become one of the top quarterbacks in NFL history. Before Michael Vick and Donovan McNabb there was Randall. A national figure who broke the racial barrier at his position, Cunningham augmented his cannon arm and booming punting leg by re-defining the running ability of a pro quarterback and remains the league's all-time rushing QB with 4,928 yards.

Rising to stardom with the team that drafted him 37th overall in 1985 -- Philadelphia -- Cunningham went on to

play 11 seasons with the Eagles, three with the Vikings, one with the Cowboys and his final two with the Ravens. The four-time Pro Bowl invitee won Most Outstanding Player honors in the 1989 game after leading the NFC to a 34-3 blowout. Joining Johnny Unitas as the only three-time winners of the Bert Bell Award, which goes to the league's top player, Cunningham was also named the NFL Player of the Year in 1998 after leading Minnesota to the league's best record and engineering the highest scoring offense in history.

The Las Vegas resident retired, symbolically, as an Eagle, in 2002 but still ranks in the top 25 in league annals in passing yards, TDs and completions.




Although most famous for his time with the Eagles, Randall Cunningham won NFL Player of the Year honors while leading the Vikings.



USFL (1983-85)

- Glenn Carano – Pittsburgh Maulers
- Artis Carhee – Arizona Wranglers
- Rodney Goosbury – Washington Federals
- Wymon Henderson – Los Angeles Express
- John Higgins – Los Angeles Express
- Steve Gortz – Denver Gold
- Sam Greene – Arizona Wranglers
- Darral Hambrick – Boston Breakers
- John Higgins – Los Angeles Express
- Cleveland Jackson – Arizona Wranglers
- Admiral Dewey Larry – Arizona Wranglers
- Andrew Lazerus – Oklahoma Outlaws
- Michael McDade – Arizona Outlaws
- Aaron Mitchell – Los Angeles Express, Arizona Wranglers
- Ryan Mullaney – Arizona Wranglers
- Dalton Reed – Arizona Wranglers
- Jeff Spek – New Jersey Generals
- Jimmy Tucker – Los Angeles Express
- Reggie Williams – Arizona Wranglers
- Renard Young – Tampa Bay Bandits



NFL EUROPE

(Current Team in **BOLD CAPS**)

- Mark Byers – Fankfurt Galaxy
- Larry Croom – Hamburg Sea Devils
- Todd Floyd – Fankfurt Galaxy
- Marguet Miller – Raleigh-Durham Skyhawks (WLA^F)
- Dusty Pearce – Rhein Fire

REBELS IN THE PROS



*A former league MVP and two-time Ironman Award winner, indoor superstar **Hunkie Cooper** led Arizona to two AFL titles.*

AFL



- (Current Team in **BOLD CAPS**)
 Kofi Banks – San Jose Saber Cats
 Anthony Blue – Las Vegas Sting
 Jared Brown – San Jose Saber Cats
Kevin Brown – **GREEN BAY BLIZZARD** (AFL2)
 Deriek Charles – Peoria Pirates (AFL2)
 Hunkie Cooper – Arizona Rattlers
Ross Dalton – **SOUTH GEORGIA WILDCATS**, Norfolk Nighthawks (AFL2)
 Jon Denton – Las Vegas Gladiators
Andrew Dubiellak – **SHREVEPORT BATTLE WINGS** (AFL2)
 Greg Gales – Arizona Rattlers
Randy Gatewood – **ARIZONA RATTTLERS**
 David Hollis – Las Vegas Sting
 Alvin Horn – San Antonio Force, Cleveland Thunderbolts
 John Hurley – Las Vegas Sting
 Carlton Johnson – Albany Firebirds, Anaheim Piranhas, Las Vegas Sting
 Rossie Johnson – Iowa Barnstormers
DeJhown Mandley – **BAKERSFIELD BLITZ** (AFL2)
Troy Mason – **GREEN BAY BLIZZARD** (AFL2)
 Rodney Mazion – Milwaukee Mustangs, Anaheim Piranhas, Las Vegas Sting
 Michael McDade – Chicago Bruisers
Lorenzo (Chuck) Reed – **SAN JOSE SABER CATS**,
 Oklahoma Wranglers, Portland Forest Dragons, Anaheim Piranhas
 Jody Reinoehl – Miami Hooters, Arizona Rattlers
 Bobby Stockham – Portland Forest Dragons, Las Vegas Sting
Chameion Sutton – **LAS VEGAS GLADIATORS**
Jason Thomas – **BAKERSFIELD BLITZ** (AFL2)
 Peter Tramontanas – Arizona Rattlers
 Lenny Ware – LAS VEGAS GLADIATORS
 Doc Wise – Arizona Rattlers, New Orleans Night



*Former Rebel receiver **Randy Gatewood** earned the AFL Iron Man Award for 2003.*



***Chameion Sutton** played for the hometown **Gladiators**.*

*Back playing in **Sam Boyd Stadium**, offensive lineman **Lonnie Palelei** was named **First Team All-XFL** for the hometown **Outlaws**.*

CFL

- (Current Team in **BOLD CAPS**)
 Waymon Aldridge – Calgary Stampede, Ottawa Rough Riders
 Steve Anderson – Edmonton Eskimos, British Columbia Lions, Calgary Stampeders,
 Birmingham Barracudas, Las Vegas Posse
 Charles Anthony – Baltimore Stallions, Calgary Stampeders, Saskatchewan Roughriders
 Anthony Blue – Las Vegas Posse
 Mark Byers – British Columbia Lions
 Brett Davis – Calgary Stampeders
Dominique Dorsey – **SASKATCHEWAN ROUGHRIDERS**
 Anthony Drawhorn – Montreal Alouettes, Birmingham Barracudas,
 Ottawa Rough Riders
 Damir Dupin – Ottawa Rough Riders, Winnipeg Blue Bombers
 Marvin Eastman – Calgary Stampeders
 Sam Greene – British Columbia Lions, Saskatchewan Roughriders,
 Toronto Argonauts
 Michael Haverly – Toronto Argonauts
 David Hollis – Las Vegas Posse
 Keyvan Jenkins – Calgary Stampeders, British Columbia Lions
 Carlton Johnson – Shreveport Pirates
 Andre Jones – British Columbia Lions, Saskatchewan Roughriders
 Admiral Dewey Larry – Ottawa Rough Riders
 Jason Medlock – Calgary Stampeders
 Don Odegard – Toronto Argonauts, Memphis Mad Dogs, British Columbia Lions
 Lorenzo (Chuck) Reed – Shreveport Pirates
 Ken Rose – Saskatchewan Roughriders
 Jeremi Rudolph – Montreal Alouettes
 Jim Sandusky – Edmonton Eskimos
 Henry Vereen – British Columbia Lions
 Leon Walker – Saskatchewan Roughriders
 Mike Walker – Hamilton Tiger-Cats



***Steve Anderson** won two consecutive **Grey Cups** north of the border.*



- (2001)
 Todd Floyd – Las Vegas Outlaws
 Lonnie Palelei – Las Vegas Outlaws





UNLV FOOTBALL HISTORY



1968



1969-72



1973-74



1975



1976



1977-78



1979-80



1967

May 12

Nevada Southern University names Bill Ireland as the school's first head coach.

1968

September 14

In its first game, Nevada Southern defeats St. Mary's College 27-20 before 8,000 fans at old Cashman Field.

November 23

Nevada Southern suffers its first loss. Cal Lutheran hands the Rebels a 17-13 defeat to end the inaugural season with an 8-1 record.

1969

November 22

The Rebels travel to Nevada, Reno for the first "Big Game." The Wolf Pack beats UNLV 30-28 to claim the first win.

1970

November 26

UNLV wins the second "Big Game" and the John C. Fremont Cannon in the first year the trophy is offered.

1971

September 25

The Rebels face their first major college opponent, losing at Utah State, 27-7.

October 9

UNLV plays its final home game at Butcher Memorial Field, upsetting Santa Clara, 23-14, with two touchdowns in the final 45 seconds.

October 23

UNLV plays its first game at Las Vegas Stadium and falls to Weber State, 30-17.

1972

November 4

UNLV travels to Miami to face the Hurricanes in the fabled Orange Bowl Stadium. Miami celebrates its homecoming with a 51-7 humbling of the Rebels.



The Football Rebels were born in the late '60s.

1973

September 8

Ron Meyer begins his inaugural season as UNLV's second head coach.

September 21

UNLV records its first win over a major college opponent, thrashing Marshall University, 31-9.

October 13

The Rebels defeat Boise State, 24-19, and become ranked in the nation's Div. II top 10 for the first time in school history.

November 3

Mike Thomas, UNLV's first football All-America, sets one of his nine school records by

running for 314 yards in a 41-15 win over Santa Clara.

November 17

Mike Thomas captures the NCAA Div. II rushing title, ending his season with what is still a UNLV school record 1,741 yards.

1974

October 19

No. 5-ranked UNLV defeats 4th-ranked Boise State, 37-35, in a battle of the undefeated.

October 23

UNLV climbs to No. 2 in the AP and UPI small college rankings, the highest a Rebel football team has ever been ranked.

November 23

UNLV defeats Idaho State, 31-7, to complete the school's first and only undefeated regular season.

November 30

The Rebels defeat Alcorn State, 35-22, in their first-ever NCAA post-season playoff appearance.

December 7

UNLV makes its first regional TV appearance, playing in the NCAA Div. II semifinals against Delaware in Baton Rouge, La. In the Grantland Rice Bowl, Delaware defeats the Rebels, 49-11, to end UNLV's closest bid for a national championship.

1976

January 10

Tony Knap is named UNLV's third head football coach.

November 27

UNLV travels to Ohio where the Akron Zips defeat the Rebels 27-6 in the NCAA quarterfinals.

December

The Rebels finish the year ranked No. 7 in the nation for Div. II.

1978

September 9

Washington State defeats UNLV, 34-7, in the Rebels' first game at the Div. I level.

October 21

UNLV records its first road victory over a major college opponent, defeating Colorado State in Fort Collins, 33-6.

December 2

UNLV travels to Yokohama, Japan, to meet Brigham Young in the Yokohama Bowl. The Rebels end their first Div. I season with a 28-24 loss to the Cougars.



Superstar Mike Thomas



College football meets Mr. Vegas



UNLV's first coach, Bill Ireland

UNLV FOOTBALL HISTORY



1981




1982-86



1987-89



1990-93



1994-98



1999-04



2005



1980

November 1

The Rebels score a record 72 points in defeating New Mexico, 72-7. UNLV also ties school records with 10 touchdowns and nine PATs. Three different running backs rush for more than 100 yards (Morton-146, Jenkins-107, Carhee-102).

1981

October 3

UNLV appears on ABC's Regional Game of the Week for the first time, losing at Wyoming, 45-21.

October 10

The Rebels knock off then-No. 8 ranked Brigham Young in Provo, 45-41.

November 28

UNLV records its 100th victory in a 27-20 win at Texas-El Paso.



The Chairman and The Coach: Sinatra & Knap

December 7

Harvey Hyde is named UNLV's fourth head football coach.

1982

October 2

UNLV plays its first Big West Conference game, losing at Pacific 29-27.

November 27

The Rebels close out the 1982 season with their first-ever Big West Conference victory, defeating Cal State Fullerton, 42-23.

1984

November 24

A 27-13 victory over visiting Fresno State allows UNLV to clinch its first conference championship with a perfect 7-0 record in the PCAA.



Randall Cunningham's number was retired at halftime vs. SMU.

December 1

The California Bowl-bound Rebels host 10th-ranked Southern Methodist in the final regular season game of 1984. Randall Cunningham, who has his No. 12 retired at halftime, becomes only the third NCAA quarterback behind Doug Flutie and John Elway to pass for more than 2,500 yards in three consecutive seasons.

December 15

The Rebels defeat Toledo, 30-13, in their first ever major bowl game at the California Bowl in Fresno, Calif.

1985

September 21

UNLV's plays its first game against a Big Ten opponent, losing to Wisconsin, 26-23.

1986

April 23

Wayne Nunnely is named UNLV's fifth head football coach.

September 20

UNLV defeats Wisconsin, 17-7, before a then-Silver Bowl record crowd of 32,207.

1987

November 21

Ickey Woods continues his drive toward a national rushing title with a school-record third consecutive 200-yard rushing performance against Pacific.



Ickey Woods shuffled his way to the national rushing title in '87.

November 28

Needing 184 yards, Ickey Woods runs for 186 vs. Northern Illinois on national television to become the first UNLV and Big West player to lead the NCAA Div. I ranks in rushing, ending the season with 1,658 yards.

1988

April 24

The Cincinnati Bengals make UNLV's Ickey Woods the 31st pick in the NFL draft, the highest a Rebel football player has ever been selected.

October 1

UNLV plays before the then-largest crowd in its history, 76,398, at Lincoln, Neb. Tenth-ranked Nebraska defeats the Rebels, 48-6.



UNLV vs. Wisconsin: the first-ever sellout at Sam Boyd Stadium.



UNLV FOOTBALL HISTORY



1968-77

1982-87

1988-95

1996-98

1999-PR




1989

September 2

High-powered Houston comes to town and uses its famous run-and-shoot offense to hand UNLV its worst-ever loss 69-0.

December 23

Jim Strong is named UNLV's sixth head football coach.



1992

September 12

UNLV begins its 25th season of football.



1993

November 23

Jeff Horton leaves rival UNR to become UNLV's seventh head football coach.

1994

September 17

Senior WR Randy Gatewood sets two major NCAA records in the same game with 23 catches for 363 yards vs. Idaho. The Rebels break six other national or conference records on offense in the 48-38 loss to the Vandals.



Gatewood: Still a NCAA record holder

November 19

The Rebels stun Nevada, Reno, 32-27 to tie for their first Big West championship since 1984 and break a five-game losing streak to the Wolf Pack in the process.

December 15

Appearing in its first bowl game in a decade, UNLV crushes favored Central Michigan 52-24 to win the Las Vegas Bowl III championship on ESPN.



1996

July 1

UNLV enters the 16-team Western Athletic Conference only to learn it will face the nation's 25th-toughest football schedule.

August 31

The Rebels open the season before a school-record 106,212 fans at Tennessee's Neyland Stadium -- the 12th-largest crowd ever for an on-campus facility. The Vols, led by QB Peyton Manning and ranked No. 2 in the polls, are the highest ranked team to ever face UNLV and defeat the Rebels 62-3.

September 7

UNLV hosts Air Force in its first WAC game, losing to the Falcons, 65-17.

September 14

40,091 red-clad fans, at the time the most ever to watch a team sporting event in the state, jam Sam Boyd Stadium and its temporary end-zone seating to watch the Badgers defeat the Rebels 52-17.

Denton: Fantastic Frosh

November 16

UNLV earns its first WAC victory with a stunning upset of visiting SDSU, 44-42. QB Jon Denton continues his assault on the NCAA record books by passing for national freshman-best 503 yards.

November 23

Although the Rebels fall just short, 31-28, at San Jose State, Jon Denton finishes his amazing rookie year owning 10 NCAA freshman offensive records and 10 other school marks including most TD passes (25) and most yards (3,591) in a season.

1997

October 4

The Rebels meet traditional power USC for the first time in football and lead in the fourth quarter before succumbing in front of 48,404 at the storied Coliseum 35-21. QB Jon Denton reaches 5,000 career passing yards in his 17th game (the second-fastest to reach the mark in Div. I-A history).

October 18

UNLV plays in its first overtime game, falling 20-17 at San Diego State.

1998

November 21

Senior Joe Kristosik is a bright spot during the school's first-ever winless season. The Las Vegas native finishes the year leading the nation in punting with a 46.2-yard average and soon is voted the Rebels' first consensus First Team All-American.



December 3

UNLV makes national news with the hiring of John Robinson as the school's eighth head football coach.

1999

July 1

UNLV officially joins the new, eight-team, Mountain West Conference.

September 2

UNLV opens the Robinson Era with a 26-3 Thursday night victory at North Texas, which breaks a school-record 16-game losing streak and 26-game road-losing skein.



September 25

The school plays its first MWC game and is drubbed by visiting Utah 52-14.

October 9

UNLV earns its first MWC victory by upsetting heavily favored Wyoming 35-32.

Robinson's dream in the desert began with the 1999 season.

2000

June 28

UNLV football boasts two preseason All-Americans for the first time in school history as punter Ray Cheetany (first team) and CB Kevin Thomas (second) are tabbed by Athlon.

September 16

Led by a school-record 31 points in the second quarter alone, UNLV breaks a school-worst 12-game home losing streak, 38-0 over North Texas, for the program's first shutout in 17 years and first at SBS since 1978.

UNLV FOOTBALL HISTORY



1968-73



September 30

ABC-TV comes to town for the first time in history to broadcast the Rebels' shocking 34-13 win over Air Force, which also marked the first UNLV home victory vs. a MWC opponent.

October 7

UNLV snaps a five-game series losing skid by blasting UNR 38-7 in front of the biggest crowd ever to see the Battle for the Cannon waged in Las Vegas.

October 28

The first-ever Rebels vs. Rebels football game sees UNLV push host Ole Miss into overtime before the SEC power pulls out a 43-40 heart-stopper. Jeremi Rudolph's 17-yard scoring run on the last play of regulation caps off a 99-yard TD march and goes down as one of the most exciting highlights in school history.

December 2

Three different Rebels break the 100-yard rushing mark in the same game for the second time in school history as UNLV holds off host Hawaii, 34-32, to secure a Las Vegas Bowl bid and its first winning season since 1994. Tailback Jeremi Rudolph becomes the first Rebel back to rush for 1,000 yards since Ickey Woods in 1987.

December 21

UNLV improves to 3-0 in bowl games and becomes the only school in Div. I-A with a perfect record with at least three games played by stunning Arkansas 31-14 before an ESPN2 audience and a bowl-record 29,113 fans. The Rebels finish with the most wins (eight) since 1984. QB Jason Thomas earns MVP honors and John Robinson moves to 8-1 all-time in bowl games, making him the winningest coach in NCAA postseason history (.889).

2001

August 11

UNLV receives 12 points to appear in the Associated Press preseason poll for the first time ever at No. 37. The Rebels later are ranked by *Sports Illustrated* for the first time at No. 25 while *Football Digest* slots the team at 24. Quarterback Jason

1974-75
1977-82



1976



JT made multiple Heisman lists.

Thomas also joins the preseason lists, showing up as a top 20 candidate for the Heisman Trophy according to *Lindy's* (10th), *Phil Steele's* (7th) and *CBS Sportsline* (18).

August 30

Playing its earliest game in history, the Rebels' immediate rematch with Arkansas unfolds on a humid Thursday night in Little Rock before a national ESPN audience. UNLV dominates the game, holding the Razorbacks to a school-record 114 yards of offense. However, a late fumble allows the Hogs to score a shocking last-minute game-winning touchdown in a 14-10 final.

September 7

The highest ranked team to come to Sam Boyd since 1994, No. 16 Northwestern breaks UNLV's six-game home winning streak on ESPN, 37-28, in the first Friday game for the Rebels since 1979.

September 14

What was supposed to be UNLV's second consecutive Friday date on ESPN is canceled following the national tragedies of September 11. The game, vs. Colorado State, is postponed until October 20 and the Rebels instead have an unwanted bye week along with all I-A schools.

September 29

The second-biggest crowd to ever watch the Rebels play at Sam Boyd (32,601) braves 100-degree temperatures to see UNLV fail in its best attempt yet to defeat a ranked team at home as No. 20 BYU rallies late to win 35-31 on ABC-TV.

November 17

The Rebels stun Air Force 34-10 before 31,074 at Falcon Stadium and an ESPN+ audience, which marks the first time in school history that every game is televised in a season.

1983-96



1997-PR



April 21

UNLV ties a 27-year-old school record by having four players selected as part of the NFL Draft, including second-rounder Anton Palepoi going higher than any Rebel since Ickey Woods in 1988.

2002

August 31

The Rebels open the season on ESPN2 by welcoming No. 25 Wisconsin before the largest crowd in Nevada history for a team sporting event (42,075). The Badgers lead 27-7 with 7:41 remaining in the fourth quarter when the power (and the lights and national TV broadcast) goes out after a transformer is hit by a car near the stadium. The head coaches -- meeting on the darkened field -- agree to call the game over and make the score final as the famous UW band entertains the rowdy crowd.

September 14

UNLV travels to Oregon State to play in the first regular-season college football game to be broadcast by cable's Superstation TBS in longer than a decade. The Beavers dominate and pick up their first win over the Rebels in five all-time meetings, 47-17.

October 5

UNLV downs rival UNR to hand head coach John Robinson his 200th career victory, which includes a successful stint with the NFL.





UNLV FOOTBALL HISTORY




1970



1973



1976




1979



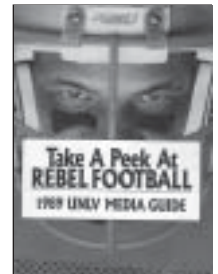
1983



1985



1989



October 19

Powered by two fourth-quarter defensive touchdowns, UNLV shocks BYU 24-3 to hand Cougar head coach Gary Crowton his first-ever loss at Edwards Stadium. BYU's scoring output is its lowest at home since 1971 and the 62,534 fans make up the biggest crowd UNLV has ever won before.

November 2

Quarterback Jason Thomas' school-record three first-quarter rushing touchdowns help UNLV win its first overtime game in five tries with a wild 49-48 final over Wyoming.

November 16

Despite losing to Air Force 49-32, UNLV shatters all seasonal home attendance records, including averaging 27,582 fans in six games at Sam Boyd.

November 30

With starting QB Jason Thomas sitting out with a foot injury, reserve Kurt Nantkes leads the Rebels to a 36-33 upset victory over MWC champion and No. 13 Colorado State in Fort Collins. Nantkes hits TE DeJhown Mandley with the game-winning 29-yard TD pass with under a minute left and Larry Croom rushes for 222 yards to help UNLV mark only its second-ever win over a ranked team and first since 1981.

December 10

Sophomore strong safety Jamaal Brimmer is the unanimous Mountain West Conference Defensive Player of the Year after the Las Vegas native leads the league with 17 tackles for loss.

2003

August 29

Avenging a blowout loss at Toledo one year previous, UNLV opens the season on a special Friday ESPN game and uses two late touchdowns to cap off a 28-18 win over the Rockets in the Rebels' third consecutive opener on national TV.

September 13

UNLV goes to Madison, Wis., and upsets the 14th-ranked Badgers 23-5 in front of the largest crowd to ever see the Rebels win a game (78,043) as the home team goes without an offensive touchdown for the first time since 1995. The win is the program's second straight over a ranked opponent.

September 16

FS Jamaal Brimmer is named FWA National Defensive Player of the Week following perhaps the most dominating performance in school history vs. the Badgers: a 55-yard fumble return for a TD, 11 tackles, 2 quarterback sacks, a forced fumble and his first two career interceptions.

October 4

Downing rival UNR for the fourth straight season, the Rebels move to 4-1 overall to finish their best non-conference record in school history. The following day, UNLV rises to a best-ever 30th in the USA TODAY/ESPN coaches poll (35th AP).

November 4

Jamaal Brimmer is announced as one of a dozen semifinalists for the Jim Thorpe Award, which is annually awarded to the nation's top defensive back.

December 12

Jamaal Brimmer is named First Team All-America by College Football News. Brimmer is also the consensus MWC Defensive Player of the Year for the second consecutive season.

2004

January 10

John Robinson serves as head coach of the 79th Annual East-West Shrine Game in San Francisco. Two Rebel players also take part, including RB Larry Croom, who rushes for 63 yards and two TDs on just nine carries.

January 17

RB Larry Croom sets school record by playing in his third postseason all-star game (Blue-Gray, East-West & Hula) and scores at least one TD in each.



Brimmer

September 5

Playing on a Sunday for the first time ever, UNLV opens the season on national television for a program-record fourth straight year by taking on No. 14 Tennessee before the biggest crowd in school history (108,625). UNLV, which wears its red jerseys on the road for the first time, scores first but falls 42-17 despite Dominique Dorsey's 121 yards on 18 carries to go with 78 kickoff return yards.

September 11

Robinson's Rebels return to the scene of their biggest win and play ranked teams in consecutive weeks for the first time ever in front of 82,071 at Camp Randall Stadium. No. 21 Wisconsin blocks a field-goal attempt that would have given the Rebels a halftime lead and returns it for a stunning score. The Badgers eventually post their first offensive TD vs. UNLV in a span of 10 quarters en route to an 18-3 victory.

October 2

Spoiling the return of UNR coach Chris Ault to the series, UNLV keeps the Fremont Cannon for a school-record fifth straight year by routing the Pack 48-13 before the second biggest crowd (27,596) to watch the rivalry game in Las Vegas. The Rebels, who go 8-8 in the red zone, score their most points in regulation under John Robinson.

October 8

Playing on ESPN2, UNLV's defense forces five turnovers en route to beating BYU in Provo for the second consecutive time. The Rebels improve to 5-1-1 in games played on Friday.



UNLV won its second straight in Provo.



UNLV FOOTBALL HISTORY



1992



1993



1995




1996



2000



2003



November 6

Playing overtime for the third time in the last seven meetings with Wyoming, UNLV falls to the Pokes for the first time in six years in a wild, three-OT shootout, 53-45, which goes down as the highest-scoring MWC game in history. The Rebels play past a first OT for the first time and score four more points in these extra periods (14) than the previous six such games combined (10). The Rebels' 22 penalties are just two short of the NCAA record.

November 20

The John Robinson Era ends after the legendary coach walks off the sidelines at the end of 27 pro and college seasons. Despite the 21-3 loss to San Diego State, he leaves as the school's second-winningest coach with 26 wins in six years. LB Adam Seward's 13 tackles give him a school- and MWC-record 435 in his career. Earvin Johnson catches a pass in his Rebel-record 41st straight game as he moves past Damon Williams as the program's all-time leader in receiving yards (2,604). Dominique Dorsey wins the MWC rushing title with 1,261 yards.

December 6

Mike Sanford is hired away from MWC champion Utah to become the ninth head coach in UNLV history.

December 7

Senior DB Jamaal Brimmer becomes UNLV's fourth two-time All-American in history and first since 1984 when he is honored by The Sporting News (2nd Team) and AP (3rd Team). He goes on to become the third Rebel ever to play in the Senior Bowl as UNLV places at least one player in five postseason all-star games.

WONDER OF WACO: The Return

Did it really happen? Did 1999's most memorable play in college football really take place on a muggy Sept. 11 night in Waco, Texas? Did UNLV really pull off something never before done to start 2-0 on the road for the first time in 25 years?

Yes. Yes. And, surprisingly – no make that inexplicably, yes.

UNLV made history by becoming the first team to win a college football game on the last play while trailing and without the ball. And it all happened because of one team's intention to run up the score and another team's refusal to allow it.



Host Baylor was leading the Rebels 24-21 with eight seconds left when it ran a rushing play to attempt to score again instead of simply downing the ball to end the game. After Bears running back

Darrell Bush was stood up at the one-yard line by the Rebel defense, LB Tyler Brickell managed to force a fumble.

DB Kevin Thomas picked up the ball in the end zone and, with no time on the clock, raced more than the length of the field to score his team's winning points as UNLV prevailed 27-24. The shocking video showed up on everyone's high-light show while UNLV announcer Tony Cordasco's now-famous radio call repeatedly played across the nation. It was only the third time in NCAA I-A history that a fumble had been returned 100 yards

(interestingly, the second time came against UNLV at Rice just four games earlier in '98).

"I started to walk over toward the middle of the field to (Baylor's) bench," UNLV Head Coach John Robinson said. "I knew (BU coach Kevin Steele) was in shock. They didn't move. Their whole bench was just standing there like a painting."

Steele later told the media that he was trying to create an attitude. "It's one of those one-in-a-million things, the most unbelievable thing I've ever seen," the rookie coach said. "It will go down in history as one of the most unbelievable why-did-he-do-its? We played with fire and got burned."



Tyler Brickell (No. 48) stripped Baylor RB Darrell Bush just outside the end zone.



Kevin Thomas (No. 28) picked up the fumble and sprinted 100 yards the opposite way.



Thomas took the ball 100 yards and UNLV moved to 2-0.



REBEL ALL-AMERICANS



JAMAAL BRIMMER Safety



2004
Sporting News-2nd Team
AP-3rd Team

2003
Football News-1st Team




The first non-senior to earn All-America at UNLV since Randall Cunningham in 1983, Jamaal Brimmer (2001-04) also became the first non-punting first team honoree for the Rebels since 1975. The hometown hero introduced himself to the nation early in the season with the greatest single defensive performance in school in leading his team to a major upset at Wisconsin on national TV. Brimmer's phenomenal day, which included 11 tackles, two interceptions, one fumble return for a TD and two quarterback sacks, earned him the Bronko Nagurski National Defensive Player of the Week honors. The free safety, who would be voted the school's first two-time consensus league MVP in his career, led the MWC with six interceptions and four forced fumbles to go with three sacks and four fumble recoveries in 2003. The first UNLV semifinalist for the Jim Thorpe Award became the school's first two-time All-American since Cunningham with nods from AP and The Sporting News as a senior. That followed being named a community service All-American as a member of the 2004 AFCA Good Works Team.



2001
Football News-3rd Team
Sporting News-4th Team

JOE KRISTOSIK Punter

Joe Kristosik (1995-98) was a bright light through the program's only winless season in 1998. He walked on to his hometown team in 1995 and four years later walked away as the school's first and only consensus First Team All-American. Kristosik was the first Rebel booter to lead the nation in punting with a 46.2-yard average, which was the second-highest in NCAA history with a minimum of 75 attempts. Along the way, he turned in perhaps the greatest performance ever by a collegiate punter when he had 13 tries at BYU with eight going longer than 50 yards and a stunning four traveling at least 60 yards, including two season-long kicks of 67 yards. Kristosik became the first-ever UNLV member of the prestigious Walter Camp Football Foundation team.



1998
Consensus 1st Team:
Walter Camp, AP,
AFCA, FWAA,
Football News

KEVIN THOMAS Cornerback

Making a strong bid as being the best defensive player in school history, Kevin Thomas (1998-2001) turned on the gas to close out his stellar career and become the first Rebel on his side of the ball to earn All-America since 1975. Holder of various school and conference records, KT came to Las Vegas from Sacramento as a scrawny and unheralded defensive back but left as one of the best cover men in the nation en route to being tabbed third team All-America by *Football News* and fourth team by *The Sporting News*. The first three-time first team all-conference player in Rebel history, his seven picks as a senior broke the UNLV and MWC record for a single season as he led the nation in interception return yardage (213) and defensive scoring (18 points). An iron man who never missed a start in four seasons (UNLV-record 46 overall), his six career touchdowns highlighted a school-record 55 career pass breakups. The Jim Thorpe candidate and MWC Defensive Player of the Year played in both the Senior Bowl and East-West Shrine Game before being selected by the Buffalo Bills in the NFL Draft.



1993
Football News-2nd Team
AP-3rd Team




BRAD FAUNCE Punter

A transfer from Glendale (Calif.) Junior College, Brad Faunce (1993-94) used his powerful leg to post an impressive two-year career at UNLV. His junior season included a 45-yard punting average that earned him second-team All-America honors. Also the squad's kickoff man in 1994, Faunce's memorable 91-yard punt vs. UNR was not only a school record, but also helped the Rebels upset the Wolf Pack to win the Big West Conference title and a berth in Las Vegas Bowl III.


BRIAN PARVIN Punter

Brian Parvin (1991-92) became UNLV's first All-American in seven years when he was named to *Football News'* second team as a senior. A transfer from Mt. San Antonio Junior College in Walnut, Calif., Parvin turned in a fine junior campaign with a 41.9-yard punting average, which was good for 18th in the nation. His senior year, however, produced the second-highest season number in school history with 46.3 – the third-best average in the nation in 1992.



1992
Football News-2nd Team

REBEL ALL-AMERICANS



1984
AP-2nd Team
1983
AFCA-1st Team
AP-2nd Team

CUNNINGHAM

RANDALL CUNNINGHAM

Punter/Quarterback



Although he is now known for being the NFL's all-time leading rushing quarterback, Santa Barbara, Calif., native Randall Cunningham (1981-84) won his national collegiate honors at his other position – punter. Still the Rebels' leader for punting average in a game (58.0), season (47.5) and career (45.6), Cunningham would own the second-best career punting average in college football history if he had punted just eight more times during his three years on the field. Touted as a Heisman Trophy candidate for his lethal combination of talent throwing, running and punting the ball, Cunningham was named first team All-America in 1983 (as well as honorable mention QB by AP) and second team in 1984, making him UNLV's only two-time All-American since the school moved to Division I in 1977. He would go on to be the 37th pick in the 1985 NFL Draft by the Philadelphia Eagles and was named the 1998 NFL Player of the Year as a Minnesota Viking QB.

One of only three repeat All-Americans in UNLV history, Joe Ingersoll (1973-75) also is the only defensive player from the Rebels ever so honored. The Salt Lake City native played his freshman year at Utah before transferring to the desert and performing as a dominant defensive lineman for three years. As a junior, "Big Joe" led the undefeated 1974 UNLV team in tackles with 105, including four sacks, and was tabbed an AP Div. II second-team All-American. As a senior, the terrific tackle earned first-team honors from AFCA and would go on to become a seventh-round choice by the Miami Dolphins in the 1976 NFL Draft. In 1987, Ingersoll was a member of the inaugural UNLV Athletics Hall of Fame.

JOE INGERSOLL

Defensive Lineman




One of only three repeat All-Americans in UNLV history, Joe Ingersoll (1973-75) also is the only defensive player from the Rebels ever so honored. The Salt Lake City native played his freshman year at Utah before transferring to the desert and performing as a dominant defensive lineman for three years. As a junior, "Big Joe" led the undefeated 1974 UNLV team in tackles with 105, including four sacks, and was tabbed an AP Div. II second-team All-American. As a senior, the terrific tackle earned first-team honors from AFCA and would go on to become a seventh-round choice by the Miami Dolphins in the 1976 NFL Draft. In 1987, Ingersoll was a member of the inaugural UNLV Athletics Hall of Fame.



1975
AFCA-1st Team
1974
AP-2nd Team

INGERSOLL



1981
AP-2nd Team

SANDUSKY

JIM SANDUSKY

Wide Receiver

Though his UNLV career was brief, San Diego native Jim Sandusky (1981) turned



in the greatest receiving year in school history during his one year on campus. Catching balls from the arm of QB Sam King as part of head

coach Tony Knap's free-wheeling offense, Sandusky hauled in 68 passes (17 more than any previous Rebel) for 1,346 yards, which is still a school record. Despite playing in only 12 games, Sandusky remains tied for first at the school with eight career 100-yard receiving games. Such output would earn him second-team All-America honors. However, with Knap retiring, Sandusky would transfer to San Diego State and go on to a distinguished career in the NFL and Canadian Football League.



1974
AFCA-1st Team
1973
AFCA-1st Team

THOMAS




MIKE THOMAS

Running Back

The bluest of Blue Chip recruits out of Greenville, Texas, Mike Thomas 1973-74, signed on with the University of Oklahoma but soon left Norman to ride his way West and right into the Rebel – and national – record books. His two seasons in Las Vegas were nothing less than stunning. As a junior in 1973, he scored a school-record 20 touchdowns and led the nation in rushing yards with 1,741, which was just 35 short of the then-NCAA single-season record. A year later, Thomas added 1,408 yards and 17 rushing scores to lead the Rebels to their only undefeated regular season and a Div. II ranking as high as No. 2 before losing in a national semifinal game. His still-UNLV-best career totals were 3,149 yards and 37 TDs borne from a 6.6-yards-per-carry average. Both seasons resulted in AFCA first-team All-America nods for UNLV's first true football star to make him the only two-time first-teamer in Rebel history. Thomas would go on to complete a fine NFL career with the Washington Redskins and San Diego Chargers.



REBEL AWARD WINNERS




JAMAAL BRIMMER

2002 & 2003 MWC DEFENSIVE PLAYER OF THE YEAR

Hometown hero Jamaal Brimmer exploded onto the scene as a sophomore in 2002, including leading the MWC with 17 tackles for loss and a squad-leading 5.5 QB sacks. Hence, he was the pick of both the coaches and media for league MVP honors in. One year later, his stats only improved as

he led the league with six interceptions and four forced fumbles, which led to two key defensive scores. His eye-popping day in leading his team to an upset of Wisconsin got him national defensive player of the week honors and helped him become a semifinalist for the Thorpe Award and repeat as the consensus defensive MVP of his conference, despite being snubbed by MWC coaches.

2001 MWC FRESHMAN OF THE YEAR



DOMINIQUE DORSEY

'Nique the Streak burst on to the scene with a scintillating 87-yard kickoff return vs. Northwestern in his first career attempt. Nine returns later he had broken the school record for season average at 36.4. Despite injuries, he displayed similar bursts at tailback and led the team with a 6.6-yard average, including TD runs of 56 and 40 yards. Against UNR, he

set a league rookie record by gaining 180 yards on just 18 carries.

2001 MWC DEFENSIVE PLAYER OF THE YEAR



KEVIN THOMAS

The school's first Division I All-American on his side of the ball, cornerback Thomas wrapped up perhaps the finest defensive career in Rebel history by breaking the school and MWC single-season record for interceptions with seven, leading the nation in both interception return yardage and defensive scoring after taking three balls back for

touchdowns while also pacing the league in passes defended with 17.


2000 MWC NEWCOMER OF THE YEAR



JASON THOMAS

With one of the most anticipated debuts in school history, former USC transfer Thomas did not take long to live up to his lofty reputation. In his first drive as a collegian he ran through Iowa State's defense for a 45-yard touchdown. JT would go on to lead UNLV to a bowl game by getting it done both in the

air (1,708 YDS, 14 TD, 9 INT) and on the ground (599 YDS, 11 TD), earning him this kudo in the league's media poll.



JAMES SUNIA

1998 WAC FRESHMAN OF THE YEAR (PACIFIC DIVISION)

A true Hawaiian warrior, Sunia became the first freshman in school history voted team captain and went on to start all 11 games at middle linebacker. Named First Team Freshman All-America by *Football News* after leading his team with 115 total tackles, Sunia

would gain 119 takedowns a year later but spend his final two seasons suffering from various injuries that would keep him from breaking UNLV's career tackle record.




JON DENTON

1996 WAC FRESHMAN OF THE YEAR (MOUNTAIN DIVISION)

Arguably the best freshman quarterback in Division I-A history, Denton shattered 10 NCAA freshman records and 10 other school offensive marks for a team that won only one game. His nine 200-yard passing games included a school-record 503-yard

performance vs. SDSU while his 3,591 yards and 25 TDs passing were NCAA single-season records for a frosh. On pace to shatter every conceivable UNLV passing record, the DENTON-ATOR would play only one more season before transferring to Eastern Kentucky.



ICKEY WOODS

1987 PCAA OFFENSIVE PLAYER OF THE YEAR

Saving the best for last, Elbert "Ickey" Woods gained only 267 yards his first three seasons. As a senior he proceeded to lead the nation in rushing with 1,658 yards on 259 carries (6.4 YPC) and put in 10 touchdowns. He tied a school record with seven consecutive 100-yard games, including an incredible three straight over 200. The next spring he would become the highest drafted Rebel in history at No. 31 overall and go on to lead the Cincinnati Bengals to the Super Bowl behind his signature Ickey Shuffle.




RANDALL CUNNINGHAM

1983 & 1984 PCAA OFFENSIVE PLAYER OF THE YEAR

The first two-time league MVP for the Rebels, Randall Cunningham was an All-American punter and future NFL star at quarterback. The school's career passing leader threw for 2,545 yards, 18 TDs and only 8 INTs in 1983 and followed that up with 2,628 yards, 24 TDs and 10 INTs

in a senior campaign that saw his team finish 11-2, including winning the PCAA title and California Bowl. The next spring, he would be drafted by the Philadelphia Eagles with the 37th pick and go on to a sterling 15-year pro career.




AARON MOOG

1984 PCAA CO-DEFENSIVE PLAYER OF THE YEAR

The complete package along the line with superb speed, agility and aggressiveness, Moog led one of UNLV's best-ever defenses by totaling 63 tackles, including six for loss, six sacks and three pass breakups. The Rebels flirted with the national rankings by winning their first league title and bowl championship en

route to an 11-2 overall mark. Despite Moog's dominance, the coaches' vote forced the two-time first team all-league selection to share the honor with John Nevens of Cal State Fullerton.




JOHN ROBINSON

2000 MWC CO-COACH OF THE YEAR

Just a year after taking over a program that posted its first-ever winless season, Robinson led the Rebels to their most wins since 1984 (8-5) and victory over Arkansas in the Las Vegas Bowl. Despite the amazing turnaround, Robinson shared his award with MWC

champion Colorado State leader Sonny Lubick.



JEFF HORTON

1994 BIG WEST CO-COACH OF THE YEAR

Under a first-year head coach, the Rebels rebounded from a 3-8 record to shock the league and earned a three-way tie for the Big West championship with a 5-1 record. Winning the tiebreaker, UNLV earned the Las Vegas Bowl bid and crushed Central Michigan 52-

24. Horton shared his award with Pacific head man Chuck Shelton.



HARVEY HYDE

1984 PCAA COACH OF THE YEAR

The most successful Rebel squad since moving to division one, Hyde's 1984 Rebels were 11-2 overall and 7-0 in the Pacific Coast Athletic Association. The season, which culminated with a 30-13 victory over Toledo in the California Bowl, also produced the school's first league coach of the year award.

2000 MWC Coach of the Year trophy



ALL-CONFERENCE SELECTIONS



2004 (Mountain West Conference)

1st Team: Jamaal Brimmer (DB), Dominique Dorsey (RB)
2nd Team: Ryan Claridge (LB), Joe Critchfield (OL), Adam Seward (LB)
HM: Sergio Aguayo (PK), Gary Cook (P), Earvin Johnson (WR), Joe Miklos (DB)

2003 (MWC-Coaches)

1st Team: Jamaal Brimmer (DB), Adam Seward (LB)
2nd Team: Gary Cook (P), Dominic Furio (C), Earvin Johnson (WR), Dillon Pieffer (PK)
HM: John Andrews (LB), Ryan Claridge (LB), Larry Croom (RB), Tremayne Kirkland (KR), Joe Miklos (DB)

2003 (MWC-Media)

1st Team: Jamaal Brimmer (DB), Adam Seward (LB)
2nd Team: Gary Cook (P), Dominic Furio (C), Earvin Johnson (WR), Dillon Pieffer (PK), Tremayne Kirkland (PR)
HM: Ryan Claridge (LB), Larry Croom (RB), Joe Miklos (DB)

2002 (MWC-Coaches)

1st Team: Jamaal Brimmer (DB), Tony Terrell (OL)
2nd Team: Joe Haro (RB), Earvin Johnson (WR), Adam Seward (LB)
HM: Connie Brown (DB), Dietrich Canterbury (DL), Larry Croom (RB), Chris Eagen (DE), DeJhown Mandley (TE), Tyrone Tucker (LB)

2002 (MWC-Media)

1st Team: Jamaal Brimmer (DB), Adam Seward (LB), Tony Terrell (OL)
2nd Team: Joe Haro (RB), Earvin Johnson (WR)
HM: Larry Croom (RB), Dominique Dorsey (KR), DeJhown Mandley (TE), Tyrone Tucker (LB)

CONFERENCE PLAYERS OF THE WEEK

2004 — Joe Miklos, DB (Oct. 4), Jamaal Brimmer, DB (Oct. 11)
 2003 — John Andrews, LB (Sept. 1), Greg Estandia, ST (Sept. 1), Jamaal Brimmer, DB (Sept. 15), Gary Cook, P (Sept. 15), Ruschard Dodd-Masters, DB (Sept. 22), Dillon Pieffer, PK (Sept. 22 & Nov. 3), Joe Miklos, DB (Nov. 3)
 2002 — Tyrone Tucker, LB (Oct. 7), Jamaal Brimmer, SS (Oct. 21), Jason Thomas, QB (Nov. 4), Larry Croom, RB (Dec. 2), Dillon Pieffer, PK (Dec. 2)
 2001 — Gary Cook, P (Oct. 7), Troy Mason, PR (Oct. 15), Joe Haro, RB (Oct. 29), Kevin Thomas, CB (Nov. 19)
 2000 — Jason Thomas, QB (Oct. 2), Kevin Thomas, CB (Oct. 2), Ray Cheetany, PK/P (Oct. 9), Troy Mason, PR (Nov. 11), Nate Turner, WR (Nov. 25), Amar Brisco, CB (Nov. 25)
 1999 — Kevin Thomas, DB (Sept. 13), Jeremi Rudolph, RB (Oct. 11), Duane James, KR (Oct. 11)
 1998 — Joe Kristosik, P (Sept. 28 & Oct. 12)
 1997 — Jon Denton, QB (Sept. 29)
 1996 — Jon Denton, QB (Sept. 30 & Nov. 18)
 1995 — Shannon Wilson, RB (Sept. 9)
 1994 — Brittney Posey, LB (Sept. 3), Randy Gatewood, WR (Sept. 17), Mark Byers, LB (Oct. 1 & Oct. 29), Nick Garritano, PK (Oct. 29), DeJohn Branch, RB (Nov. 19), Rossie Johnson, LB (Nov. 19)
 1993 — Rumone Hilton, LB (Sept. 18), Rodney Mazion, CB (Nov. 6), Demond Thompkins, WR (Nov. 13)
 1992 — Donnell Porter, DB (Sept. 21), Jason Davis, DB (Oct. 5), Henry Bailey WR/PR, (Nov. 2)
 1991 — Carlton Johnson, FS (Sept. 14), Hunkie Cooper, QB (Nov. 16)
 1990 — Keenan McCardell, WR (Sept. 15), Hunkie Cooper, RB (Oct. 6)
 1989 — Darin Brightmon, RB (Oct. 9), David Clarke, LB (Oct. 30), Keenan McCardell, WR (Nov. 27)
 1988 — Tommy Jackson, RB (Oct. 8), Tyrone Carter, DB (Oct. 15), Jody Reinhoehl, LB (Nov. 26), Richard Williams, QB (Nov. 26)
 1987 — Autney Wren, DB (Oct. 10), Ickey Woods, RB (Nov. 7 & 14)

2001 (MWC-Coaches)

1st Team: Sam Brandon (DB), Kevin Thomas (DB)
2nd Team: Joe Haro (RB), Anton Palepoi (DE), Pete Tramontanas (OL)
HM: Brandon Bair (OL), Ahmad Briggs (DL), Ryan Claridge (LB), Dominique Dorsey (KR), DeJhown Mandley (TE), Troy Mason (PR), Ahmad Miller (DL), Shanga Wilson (LB)

2001 (MWC-Media)

1st Team: Sam Brandon (DB), Dominique Dorsey (KR), Kevin Thomas (DB)
2nd Team: Brandon Bair (OL), Ryan Claridge (LB), Joe Haro (RB), Anton Palepoi (DE)
HM: Ahmad Briggs (DL), DeJhown Mandley (TE), Troy Mason (PR), Ahmad Miller (DL), Pete Tramontanas (OL), Shanga Wilson (LB)

2000 (MWC-Coaches)

1st Team: Jeremi Rudolph (RB), John Greer (OL), Anton Palepoi (DL), Kevin Thomas (DB)
HM: Randy Black (DB), Sam Brandon (DB), Kevin Brown (RB), Ray Cheetany (P), Troy Mason (KR), Tony Terrell (OL), Nate Turner (WR)

2000 (MWC-Media)

1st Team: Jeremi Rudolph (RB), John Greer (OL), Kevin Thomas (DB)
2nd Team: Nate Turner (WR), Randy Black (DB), Troy Mason (PR)
HM: Kevin Brown (RB), Ray Cheetany (P), Anton Palepoi (DL), Ahmad Miller (DL), Tony Terrell (OL), Peter Tramontanas (OL), Jason Thomas (QB), Shanga Wilson (LB)

1999 (Mountain West Conference)

2nd Team: Kevin Thomas (DB), Ray Cheetany (P)

1998 (WAC-Mountain Division)

1st Team: Joe Kristosik (P), Talance Sawyer (DE)
2nd Team: Sam Mineo (TE)

1997 (WAC-Pacific Division)

1st Team: Talance Sawyer (DE), Damon Williams (WR)
2nd Team: Sam Mineo (TE), Scott Patton (LB), Mike Reily (OL)

1996 (WAC-Pacific Division)

2nd Team: Jon Denton (QB), Scott Patton (LB), Dennis Whitmore (OL)

1995 (Big West)

2nd Team: Robbie Morrison (OL), Marvin Robinson (LB)
HM: Joe Kristosik (P)

1994 (Big West)

1st Team: Mark Byers (LB), Nick Garritano (PK), Randy Gatewood (WR), Howard McGowan (OG), Keith Washington (DE)
2nd Team: Henry Bailey (WR), Keith Clough (LB), Rodney Mazion (FS)
HM: Henry Bailey (KR), Jason Davis (SS), Brad Faunce (P), Rossie Johnson (LB), Mark Mecham (OT), Robbie Morrison (OG), David White (TE)

1993 (Big West)

1st Team: Brad Faunce (P)
2nd Team: Demond Thompkins (WR), Tiger Townes (DL)
HM: Steve Anderson (DT), Rodney Mazion (CB), Jerry Reynolds (OT), Doug Roper (OG)

1992 (Big West)

1st Team: Henry Bailey (WR/PR), Shannon McLean (RB), Lonnie Palelei (OG), Brian Parvin (P)
2nd Team: John Hurley (OT), Rodney Mazion (FS), Erik Simien (DE)
HM: Nick Garritano (PK), D'Mentrie Lacy (DB), Howard McGowan (C), Mike Smalls (LB), Keith Washington (DE)

1991 (Big West)

1st Team: Hunkie Cooper (PR), Carlton Johnson (S), Chuck Reed (DL)
HM: Henry Bailey (WR), Derek Black (RB), John Hurley (OT), Elgin Lofton (DT), Lonnie Palelei (OG), Brian Parvin (P), Jerry Reynolds (OT), Mike Smalls (LB)

1990 (Big West)

1st Team: Hunkie Cooper (KOR, PR), Carlton Johnson (DB), Keenan McCardell (WR)
HM: Dustin Quinton (OL)

1989 (Big West)

1st Team: Doc Wise (DL)
2nd Team: Vince McGowens (PR), Avery Miller (LB), Kyle Toomer (RB), Robert Welch (TE)
HM: Darin Brightmon (RB), David Clarke (LB), John Foster (LB), Pat Harden (OT), Tommy Jackson (RB), Carlton Johnson (CB), Keenan McCardell (WR), Derek Nicholson (DL), Fred Phillips (S), Jody Reinhoehl (LB), Tony Rhynes (P)

1988 (Big West)

1st Team: Tommy Jackson (RB), Tony Rhynes (P), Doc Wise (DL)
2nd Team: Charles Anthony (DB), Cedric Davis (TE), Patrick Harden (OT), Bill Operin (OG), Jody Reinhoehl (LB)
HM: Darin Brightmon (RB), Jim Cook (PK), Avery Miller (LB), Derek Nicholson (DL), Tony Peko (C), David Ruggles (OL), Robert Welch (TE)

1987 (Big West)

1st Team: Ike Freeman (DL), Tony Rhynes (P), Ickey Woods (RB)
2nd Team: Jim Cook (PK), Anthony Drawhorn (CB), Pat Harden (OT), Bill Operin (OG), George Varon (OLB)
HM: Cedric Davis (TE), George Thomas (WR)

1986 (Big West)

1st Team: David Hollis (DB), Marion Knight (DL)
2nd Team: Alvin Horn (DB), Bob Hulberg (P)

1985 (Big West)

1st Team: Alvin Horn (DB), Daryl Knox (OLB), Tony Lewis (FB)
2nd Team: Ron Drake (C), David Hollis (DB), Bob Hulberg (P), Carlos Lovato (DL)
HM: Joey DiGiovanna (K), Kirk Jones (RB)

1984 (Big West)

1st Team: Randall Cunningham (QB/P), Doug Eisher (OG), Kirk Jones (RB), Reggie LaFrance (TE), Aaron Moog (DL)
2nd Team: Anthony Blue (DB), Joey DiGiovanna (PK), Paul Godbey (OL), Richard Grant (DL), Daryl Knox (LB), Tom Polley (LB), Dalton Reed (DB)

1983 (Big West)

1st Team: Randall Cunningham (QB/P), Kirk Dodge (LB), Aaron Moog (DL)
2nd Team: Keyvan Jenkins (RB), Al Ligon (DB), Carlos Lovato (DL), Michael McDade (WR)

1982 (Big West)

1st Team: Randall Cunningham (P)
2nd Team: Waymon Alridge (KOR), Darral Hambrick (WR), Wymon Henderson (DB)

Randall Cunningham was first team all-conference as both a quarterback and a punter.





ALL-STAR GAME APPEARANCES

(Year indicates season selected, not date of game played)



Larry Croom scored four postseason TDs in his school-record three all-star game appearances after the 2003 season.



John Robinson served as head coach of the 2004 East-West Shrine Football Classic.




QB Sam King earned MVP honors at the 1982 Japan Bowl.

EAST-WEST SHRINE CLASSIC



San Francisco, California



- 2004 Adam Seward, LB
- 2004 Earvin Johnson, WR
- 2003 Larry Croom, RB
- 2003 Dietrich Canterbury, DL
- 2003 John Robinson, H. COACH
- 2002 Jason Thomas, QB
- 2001 Kevin Thomas, CB
- 2000 Kevin Brown, RB
- 1994 Randy Gatewood, WR
- 1987 Kirk Jones, RB
- 1984 Randall Cunningham, QB
- 1984 Kirk Dodge, LB
- 1974 Mike Thomas, RB



HULA BOWL



Maui, Hawaii





- 2004 Dominique Dorsey, RB
- 2003 Larry Croom, RB
- 2001 Brandon Bair, OL
- 1998 Talance Sawyer, LB
- 1996 Dennis Whitmore, OL
- 1994 Henry Bailey, RB
- 1992 Lonnie Palelei, OL
- 1987 Ickey Woods, RB
- 1981 Sam King, QB

SENIOR BOWL



Mobile, Alabama




- 2004 Jamaal Brimmer, DB
- 2001 Kevin Thomas, CB
- 1987 Ickey Woods, RB

GRIDIRON



Orlando, Florida



- 2004 Dominique Dorsey, RB
- 2001 Ahmad Miller, DL
- 2000 Jeremi Rudolph, RB

ALL-AMERICAN CLASSIC

Las Vegas, Nevada (formerly Paradise Bowl)


- 2004 Joe Critchfield, OL
- 2004 Ruschard Dodd-Masters, DB
- 2003 Dominic Furio, C
- 2003 David Relf, WR
- 2002 Joe Haro, RB
- 2002 Keith Kincaid, OL
- 2002 DeJhown Mandley, TE
- 2002 Jamal Wynn, DB
- 2001 Bobby Nero, WR
- 2001 Greg Hulett, OL
- 2001 Peter Tramontanas, C
- 2001 Adrian Watson, DL
- 2001 Scott Parkhurst, DE
- 2001 LaMar Owens, LB
- 2001 Shanga Wilson, LB



BLUE-GRAY



Montgomery, Alabama (1932-2001, 2003)



- 2003 Larry Croom, RB
- 2003 Dietrich Canterbury, DL
- 2001 Sam Brandon, FS
- 1993 Tiger Townes, DT
- 1984 Aaron Moog, DT

JAPAN BOWL Tokyo (1976-1993)



- 1992 Lonnie Palelei, OL
- 1987 Ickey Woods, RB
- 1987 Wayne Nunnely, ASST. COACH
- 1984 Randall Cunningham, QB
- 1981 MVP Sam King, QB
- 1981 Michael Morton, RB