

UNLV REBELS IN THE MLB DRAFT SINCE 1985

1985:

Tim Arnold
senior, C, 12th round
California Angels
John Stein
senior, RHP, 12th round
Chicago White Sox
Mike Oglesbee
junior, 1B, 23rd round
Cincinnati Reds

1986:

Matt Williams
junior SS, 1st round (No. 3),
San Francisco Giants
Steve Moser
senior 2B, 5th round,
Pittsburgh Pirates
Mike Oglesbee
senior 1B, 8th round,
Kansas City Royals
Greg Roscoe
junior RHP, 28th round,
San Francisco Giants
Reggie Farmer
junior OF, 37th round,
Cleveland Indians

1987:

Greg Roscoe
senior RHP, 9th round,
Cleveland Indians
Reggie Farmer
senior OF, 9th round,
San Diego Padres
Reed Peters
junior OF, 12th round,
California Angels
Bob Ayrault
junior RHP, 26th round,
Pittsburgh Pirates
Bob Chadwick
junior LHP, 35th round,
Philadelphia Phillies
Roger Castner
senior RHP, 50th round,
Pittsburgh Pirates

1988:

Dave Sturdivant
senior C, 10th round,
California Angels
Scott Lewis
senior RHP, 11th round,
California Angels

1989:

Gary Forrester
senior SS, 20th round,
Los Angeles Dodgers
Kevin Lofthus
senior 1B, 47th round,
Oakland A's

1990:

Donovan Osborne
junior LHP, 1st round (No. 13),
St. Louis Cardinals

1991:

Brian Boehringer
senior RHP, 4th round,
Chicago White Sox
Doug VanderWeele
junior RHP, 9th round,
San Francisco Giants
Lance Schuermann
junior LHP, 11th round,
Texas Rangers
T.J. Mathews
junior RHP, 30th round,
Minnesota Twins
Larry Lucchetti
junior RHP, 31st round,
St. Louis Cardinals
Steve Cerio
senior C, 42nd round,
St. Louis Cardinals

1992:

Dan Madsen
junior OF, 21st round,
Chicago Cubs
Aaron Turnier
junior LHP, 24th round,
Atlanta Braves
Jonathan Jarolimek
senior RHP, 29th round,
Chicago Cubs
T. J. Mathews
senior RHP, 35th round,
St. Louis Cardinals
Tory Miran
senior LHP, 51st round,
Los Angeles Dodgers

1993:

Eric Ludwick
junior RHP, 2nd round,
New York Mets
Rodney Mazion
junior OF, 15th round,
New York Mets
Lino Diaz
senior 3B, 30th round,
Kansas City Royals

1994:

Gus Kennedy
junior OF, 31st round,
Atlanta Braves

1995:

Travis McClendon
senior C, 25th round,
St. Louis Cardinals
Joel Garber
junior LHP, 32nd round,
Chicago White Sox

1996:

Tom LaRosa
junior RHP, 6th round,
Minnesota Twins
Nate Yeskie
junior RHP, 9th round,
Minnesota Twins
Rob Luce
junior RHP, 9th round,
Seattle Mariners

Stacy Kleiner

junior catcher, 16th round,
St. Louis Cardinals
Paul Tanner
junior SS, 22nd round,
St. Louis Cardinals
Mike Bauder
junior LHP, 22nd round,
Minnesota Twins
Brian Anthony
senior 1B, 25th round,
Colorado Rockies

1997:

Toby Hall
junior C, 9th round,
Tampa Bay Devil Rays
Ryan Hankins
junior 3B, 13th round,
Chicago White Sox
Chris Humphries
junior RHP, 32nd round,
Philadelphia Phillies

1998:

Kevin Eberwein
junior 3B, 5th round,
San Diego Padres
Sean Campbell
junior C/1B, 9th round,
San Diego Padres
Mike Zipser
junior RHP, 26th round,
Philadelphia Phillies
Bryan Gidge
junior RHP, 33rd round,
Minnesota Twin

1999:

Ryan Ludwick
junior OF, 2nd round,
Oakland A's
Brian Hertel
junior 1B, 17th round,
Seattle Mariners
Elliott Sarabia
senior SS, 20th round,
Pittsburgh Pirates
James Close
junior OF, 22nd round,
Florida Marlins
Toby Harris
junior RHP, 24th round,
Arizona Diamondbacks
Chris Adolph
senior OF, 27th round,
San Diego Padres

2000:

Luke Anderson
junior RHP, 18th round,
San Francisco Giants
Andy McCulloch
senior RHP, 20th round,
Toronto Blue Jays

2001:

Ryan Olson
junior, LHP, 10th round,
New York Mets

2002:

Jason Reuss
senior, OF, 11th round,
Houston Astros
Jared Bonnell
junior RHP, 23rd round,
Arizona Diamondbacks

2003:

Ryan Braun
senior RHP, 6th round,
Kansas City Royals
Robbie Van
junior LHP, 8th round,
Arizona Diamond Backs
Fernando Valenzuela Jr.
junior 1B, 10th round,
San Diego Padres
Patrick Dobson
junior OF, 18th round,
San Francisco Giants

2004:

Ben Scheinbaum
senior, LHP, 10th round,
New York Yankees
Eric Nielsen
junior, OF, 12th round
Toronto Blue Jays
Jake Vose
senior, LHP, 13th round
San Diego Padres
Brent Johnson
senior, CF, 14th round
Seattle Mariners
Ryan Ruiz
senior, 2B, 19th round
Oakland Athletics
David Seccombe
senior, RHP, 29th round
Boston Red Sox
Matt Minor
junior, RHP, 47th round
San Francisco Giants

2005:

Derek Rodriguez
senior, RHP, 14th round
Chicago White Sox
Zeke Parraz
senior, SS, 25th round
Oakland Athletics
Matt Luca
junior, RHP, 27th round
Houston Astros
Wayne Foltin
junior, RHP, 31st round
San Francisco Giants


2006:

Kevin Skogley
sophomore, LHP, 30th round
LA Angels of Anaheim


2007:

Kevin Skogley
junior, LHP, 12th round
Chicago White Sox
Craig Heyer
junior, RHP, 22nd round
New York Yankees
Efen Navarro Jr.
junior, LHP, 50th round
LA Angels of Anaheim


REBEL ALL-AMERICANS



Dan Murphy
1980 - 1st Team



Randy Ward
1980 - 1st Team



Ken Elsee
1980 - 2nd Team



Bill Max
1981 - 3rd Team


The UNLV baseball program boasted four straight freshman All-American selections in 1995-1996-1997-1998. Overall, UNLV baseball has had a total of 18 All-American selections, with five Rebels earning the prestigious honor in the past six years.

Brent Johnson was picked to the 2001 Louisville Slugger Freshman All - American team.

2002 saw a pair of Rebels honored as **Joe Wickman** earned a spot on the 2002 Louisville Slugger Freshman All-American Team and senior **David Trujillo** was named First Team All-American by the American Baseball Coaches Association.

Matt Luca was named a 2003 Louisville Slugger Freshman All-American.

The latest Rebel to earn All-American accolades was **Eric Nielsen**, who was named to the Louisville Slugger All-American First Team in 2004.



Mike Oglesbee
1985 - 2nd Team



Matt Williams
1986 - 1st Team



Layne Lambert
1988 - 2nd Team



Kevin Lofthus
1989 - 1st Team



Donovan Osborne
1980-90 - 1st Team



Ryan Hankins
1995 - 1st Team (FR)



Kevin Eberwein
1996 - 1st Team (FR)




Ryan Ludwick
1997 - 1st Team (FR)




Ryan Hamill
1998 - Hon. Ment. (FR)



Brent Johnson
2001 - Freshman A.A.



Joe Wickman
2002 - Freshman A.A.



David Trujillo
2002 - 1st Team



Matt Luca
2003 - Freshman A.A.



Eric Nielsen
2003 - 1st Team

CAREER BATTING AVERAGE LEADERS

(Minimum 300 At Bats)

Player	At		Total		SLG	
	Games	Bats	Hits	Bases	Avg.	%
1. Ryan Hankins, 1995-97	166	664	252	414	.379	.623
2. Eric Nielsen, 2002-2004	180	673	253	394	.376	.580
3. Dan Murphy, 1979-80	127	479	179	310	.374	.647
4. Randy Ward, 1980-81	125	445	166	338	.373	.759
5. Tony DeMarco, 1998-00	133	541	200	298	.369	.551
6. Kevin Lofthus, 1987-89	115	433	159	310	.367	.716
7. Chris Gillette, 1998-99	102	398	146	211	.367	.530
8. Ed Crow, 1979-80	119	467	171	252	.366	.539
9. Mike Oglesbee, 1985-86	117	423	155	334	.366	.789
10. Bill Nader, 1978-81	133	438	160	255	.365	.582

CAREER EARNED RUN AVERAGE LEADERS

(Minimum 150 Innings Pitched)

Player	W-L	Games	IP	Earned		
				Hits	Runs	Runs ERA
1. Herb Pryor, 1971-73, 1978	35-21	65	453	420	194	128 2.54
2. Jim Bonnell, 1972-73	14-7	29	177	164	87	62 3.15
3. Ralph Garcia, 1967-70	30-22	62	343.2	260	181	121 3.17
4. Dennis Chambers, 1970-72	14-16	41	228.1	225	133	82 3.23
5. Ken Elsee, 1979-80	22-3	37	204	207	109	79 3.23
6. Dan Fischer, 1976-79	21-15	59	347	366	200	145 3.75
7. Dennis Deck, 1975-76	13-8	31	193	192	106	82 3.82
8. Stan Hawkins, 1979-80	19-1	31	179.2	178	88	77 3.85
9. Kirk Jones, 1976-79	22-16	57	307	330	199	133 3.90
10. Joe Boever, 1982	14-8	26	168.1	170	96	74 3.96

SEASON LEADERS — HITTING

AT BATS

2007	252	Keith Smith
2006	235	CJ Lang
2005	247	Zeke Parraz
2004	251	Eric Nielsen
2003	274	Brent Johnson
2002	259	Brent Johnson
2001	208	Garrett Shitanishi
2000	217	Nate Kaup
1999	236	Chris Adolph, Ryan Ludwick
1998	233	Kevin Eberwein
1997	229	Ryan Ludwick
1996	267	Paul Tanner
1995	240	Ryan Hankins
1994	220	John Coats
1993	203	John Coats

BATTING AVERAGE

2007	.345	Keith Smith
2006	.362	CJ Lang
2005	.370	JC Sibley
2004	.402	Eric Nielsen
2003	.365	Eric Nielsen
2002	.437	Joe Wickman
2001	.374	David Trujillo
2000	.355	Nate Kaup
1999	.387	Chris Gillette
1998	.422	Tony DeMarco
1997	.390	Ryan Hankins
1996	.367	Eberwein, Hankins
1995	.383	Ryan Hankins
1994	.343	Ryan Plughoff
1993	.374	John Coats

TOTAL BASES

2007	128	Keith Smith
2006	148	Keith Smith
2005	130	Zeke Parraz
2004	176	Eric Nielsen
2003	146	Patrick Dobson
2002	146	David Trujillo
2001	124	Trent Kitsch
2000	124	Nate Kaup
1999	155	Ryan Ludwick
1998	160	Kevin Eberwein
1997	153	Ryan Hankins
1996	150	Stacy Kleiner
1995	150	Ryan Hankins
1994	136	Gus Kennedy
1993	143	John Coats

DOUBLES

2007	15	Blake Gailen
2006	18	Keith Smith
2005	21	Ryan Bird
2004	23	Eric Nielsen
2003	20	Patrick Dobson
2002	30	Brent Johnson
2001	20	Nate Kaup
2000	20	Brent Johnson
1999	21	Chris Gillette
1998	24	Kevin Eberwein
1997	17	Toby Hall
1996	19	Kevin Eberwein
1995	18	Ryan Hankins
1994	13	Stacy Kleiner
1993	19	John Coats

STOLEN BASES

2007	17	Calvin Beamon
2006	16	CJ Lang
2005	9	JC Sibley
2004	20	Ryan Kowalski
2003	17	Garett Shitanishi
2002	14	Garett Shitanishi
2001	15	Brent Johnson
2000	10	John Cruz
1999	19	Ryan Ludwick
1998	6	Sean Campbell
1997	9	Chris Adolph
1996	28	Paul Tanner
1995	20	Travis McClendon
1994	16	Gus Kennedy
1993	27	Jon Polson

TRIPLES

2007	4	Calvin Beamon
2006	4	Braden Walker
2005	4	Keith Smith
2004	4	Braden Walker
2003	3	Zeke Parraz
2002	4	Ryan Ruiz
2001	3	Brent Johnson
2000	7	Ryan Ruiz
1999	3	Joe Jacobitz
1998	4	Nate Kaup
1997	3	Adam Manley
1996	1	Denny Seybert
1995	6	Chris Adolph
1994	5	Nate Smith
1993	6	Ryan Hankins
1992	3	Scott Vincent
1991	6	Travis McClendon
1990	2	(Seven players)
1989	3	Coats, Hubel, Polson

BASES ON BALLS

2007	32	Blake Gailen
2006	33	Mike Cruz
2005	36	CJ Lang
2004	38	Ryan Ruiz
2003	45	Fernando Valenzuela
2002	42	Ryan Ruiz
2001	34	Trent Kitsch
2000	34	Trent Kitsch
1999	47	Ryan Ludwick
1998	33	Ryan Ludwick
1997	52	Ryan Hankins
1996	46	Ryan Hankins
1995	33	Stacy Kleiner
1994	47	Gus Kennedy
1993	24	(Four players)

HOME RUNS

2007	9	Xavier Scruggs
2006	14	Keith Smith
2005	16	Justin Tellam
2004	16	Eric Nielsen
2003	14	Fernando Valenzuela
2002	18	David Trujillo
2001	15	Trent Kitsch
2000	13	Trent Kitsch
1999	13	Ryan Ludwick
1998	16	Kevin Eberwein, Ryan Hamill
1997	16	Ryan Ludwick
1996	13	Anthony, Kleiner, Vincent
1995	13	Brian Anthony
1994	19	Gus Kennedy
1993	14	Coats, Polson

STRIKEOUTS

2007	45	Calvin Beamon
2006	44	Mike Cruz
2005	52	Ryan Bird
2004	42	Peter White
2003	40	Patrick Dobson
2002	60	Jason Reuss
2001	60	Trent Kitsch
2000	47	Trent Kitsch
1999	43	Brian Hertel, Ryan Ludwick
1998	48	Kevin Eberwein
1997	38	Kevin Eberwein
1996	60	Paul Tanner
1995	52	Ryan Plughoff
1994	65	Gus Kennedy
1993	37	Jon Polson

SEASON LEADERS — PITCHING

APPEARANCES

2007	34	Koji Pupo
2006	26	Jabe Beard
2005	29	Chris Huseman
2004	26	Ben Scheinbaum
2003	28	Ryan Braun
2002	34	Jeremy Weinberg
2001	20	Jared Bonnell
2000	22	Andy McCulloch
1999	25	Jimmy Smith
1998	27	Jimmy Smith
1997	21	Jeremiah Tipton
1996	32	Rob Luce
1995	22	Erik Oliver
1994	21	Byron Klemaske
1993	22	Dennis DeMartini

HITS ALLOWED

2007	137	Craig Heyer
2006	110	Chris Sadoris
2005	137	Derek Rodriguez
2004	138	Jake Vose
2003	117	Jake Vose
2002	98	Courtney Hall
2001	114	Courtney Hall
2000	113	Giovanni Pupo
1999	117	Andy McCulloch
1998	110	Jeremiah Tipton
1997	139	Mike Zipser
1996	125	Tom LaRosa
1995	176	Nate Yeskie
1994	145	Nate Yeskie
1993	96	Eric Ludwick

STRIKEOUTS

2007	79	Craig Heyer
2006	60	Kevin Skogley
2005	76	Derek Rodriguez
2004	98	Matt Luca
2003	97	Robbie Van
2002	85	Robbie Van
2001	68	Jared Bonnell
2000	72	Ryan Olson
1999	99	Bill Scheffels
1998	69	Mike Zipser
1997	56	Jeremiah Tipton
1996	103	Tom LaRosa
1995	147	Nate Yeskie
1994	98	Byron Klemaske
1993	77	Eric Ludwick

STARTS

2007	18	Craig Heyer
2006	14	Chris Sadoris
2005	14	Kevin Skogley
2004	18	Derek Rodriguez
2003	18	Jake Vose
2002	14	Robbie Van
2001	16	Courtney Hall
2000	14	Joe Maruffi
1999	15	Andy McCulloch
1998	14	Mike Zipser
1997	16	Mike Zipser
1996	17	Tom LaRosa
1995	18	Nate Yeskie
1994	15	Tom LaRosa, Nate Yeskie
1993	13	Eric Ludwick

RUNS ALLOWED

2007	81	Craig Heyer
2006	72	Chris Sadoris
2005	82	Derek Rodriguez
2004	81	Jake Vose
2003	71	Jake Vose
2002	63	David Secombe
2001	77	Courtney Hall
2000	78	Giovanni Pupo
1999	71	Andy McCulloch
1998	73	Mike Zipser
1997	88	Mike Zipser
1996	72	Mike Bauder
1995	94	Denny DeMartini
1994	96	Nate Yeskie
1993	71	Eric Ludwick
1992	62	T.J. Mathews

WINS

2007	6	Craig Heyer
2006	6	Chris Sadoris
2005	5	(Five players)
2004	9	Jake Vose
2003	9	David Secombe
2002	7	Robbie Van
2001	7	Courtney Hall
2000	6	Ryan Olson
1999	6	Bryan Gidge
1998	6	Andy McCulloch
1997	5	Mike Zipser
1996	9	Tom LaRosa
1995	11	Nate Yeskie
1994	8	Nate Yeskie
1993	7	Byron Klemaske

EARNED RUNS

2007	70	Craig Heyer
2006	61	Chris Sadoris
2005	62	Derek Rodriguez
2004	61	Jake Vose
2003	57	Jake Vose
2002	50	Jared Bonnell
2001	63	Jared Bonnell
2000	62	Giovanni Pupo
1999	60	Andy McCulloch
1998	62	Jeremiah Tipton
1997	73	Mike Zipser
1996	56	Mike Bauder
1995	84	Denny DeMartini
1994	86	Nate Yeskie
1993	56	Derek Cotton

LOSSES

2007	8	Craig Heyer
2006	8	Chris Sadoris
2005	7	Matt Luca
2004	5	Matt Luca
2003	5	Ben Scheinbaum
2002	4	Robbie Van
2001	5	Jake Vose
2000	5	Robbie Van
1999	6	Courtney Hall
1998	6	Jared Bonnell
1997	7	Courtney Hall
1996	7	Jared Bonnell
2000	7	Giovanni Pupo, Joe Maruffi
1999	8	Andy McCulloch
1998	5	Mike Zipser
1997	8	Tista Perri
1996	4	Mike Bauder
1995	9	Denny DeMartini
1994	7	Byron Klemaske
1993	7	Eric Ludwick

COMPLETE GAMES

2007	2	Kevin Skogley
2006	0	-
2005	1	Derek Rodriguez
2004	1	(Three players)
2003	1	(Three players)
2002	1	Robbie Van
2001	2	Ryan Olson
2000	4	Ryan Olson
1999	5	Bill Scheffels
1998	2	Mike Zipser
1997	1	(Four players)
1996	2	LaRosa, Perri
1995	9	Nate Yeskie
1994	7	Nate Yeskie
1993	5	Eric Ludwick

BASES ON BALLS

2007	44	Matt Hutchison
2006	36	Chris Sadoris
2005	36	Kevin Skogley
2004	42	Matt Luca
2003	42	Matt Luca
2002	67	Robbie Van
2001	50	Jared Bonnell
2000	26	Courtney Hall
1999	41	Giovanni Pupo
1998	37	Bryan Gidge
1997	37	Billy Barker

REBEL RECORDS



GENERAL RECORDS

Games Played

- 72 (1982)
- 70 (1984)

Most Victories

- 53 (1980)
- 47 (2003)
- 44 (1978)
- 43 (1984)
- 43 (1996)
- 41 (1979)
- 40 (1985, 88, 89)

Longest Winning Streak

- 20 (1980)
- 13 (1980)
- 11 (1989)

Longest Losing Streak

- 12 (2007)
- 9 (1970)
- 8 (1995, 1997)

Longest Game by Innings

- 17 - UNLV 1, Pacific 0 (1970)
- 16 - UNLV 5, Weber State 4 (2-16-74)
16 - UNLV 4, San Jose State

Largest Winning Margin

- 22 - UNLV 29, NMSU 7 (5-5-96)
22 - UNLV 27, BYU 5 (3-13-99)
- 21 - UNLV 23, Nevada-Reno 2 (5-10-80)
21 - UNLV 25, Calif. Baptist 4 (3-20-71)
21 - UNLV 23, NMSU 2 (5-8-92)
- 19 - UNLV 20, S. Utah 1 (4-24-79)
19 - UNLV 19, Nebraska 0 (3-25-86)
19 - UNLV 29, NMSU 10 (4-8-94)
19 - UNLV 22, C. Conn. St. 3 (5-31-03)
19 - UNLV 20, Air Force 1 (5-6-05)

Largest Losing Margin

- 25 - Arizona State 30, UNLV 5 (5-30-78)
- 23 - Northern Arizona 25, UNLV 2 (4-23-72)

TEAM BATTING SINGLE SEASON

Highest Batting Average

- .349 (1981)
- .339 (1999)
- .334 (2004)
- .333 (1998)
- .332 (1996)

Highest Slugging Percentage

- .584 (1981)
- .552 (1998)
- .543 (1986)

Most At Bats

- 2,390 (1982)
- 2,383 (1984)

Most Runs

- 603 (2004)
- 588 (2003)
- 550 (1996)

Most Runs Batted In

- 531 (2004)
- 529 (2003)
- 500 (1996)

Most Hits

- 771 (1999)
- 769 (2004)
- 742 (2003)

Most Extra Base Hits

- 268 (2003)
- 261 (1981)

Most Doubles

- 168 (2003)
- 162 (2005)
- 159 (2004)

Most Triples

- 40 (1978)
- 36 (1980)

Most Home Runs

- 107 (1986)
- 94 (1981)

Most Total Bases

- 1,195 (2003)
- 1,191 (1980, 81)

Most Bases on Balls

- 368 (1986)
- 319 (1985)

Most Strikeouts

- 446 (1994)
- 437 (2005)
- 434 (2001)

Most Stolen Bases

- 137 (1979)
- 124 (1980)

Most Hit By Pitcher

- 118 (2003)
- 103 (2004)

TEAM SINGLE SEASON PITCHING

Most Innings Pitched

- 611.1 (1982)
- 599.1 (1984)

Most Complete Games

- 29 (1972)
- 28 (1976)

Most Shutouts

- 8 (1970)
- 5 (1979, 81)

Lowest ERA

- 3.23 (1972)
- 3.35 (1973, 80)

Highest ERA

- 7.43 (1997)
- 7.34 (1967)

Fewest Runs

- 182 (1973)
- 199 (1971)

Most Runs

- 508 (1982)
- 492 (1997)
- 492 (1999)

Fewest Earned Runs

- 128 (1973)
- 134 (1971)

Most Earned Runs

- 420 (1999)
- 399 (1997)
- 396 (1982)

Fewest Hits

- 317 (1971)
- 320 (1973)

Most Hits

- 770 (1982)
- 738 (2005)
- 730 (1997)

Most Home Runs

- 112 (1986)
- 81 (1985)

Most Strikeouts

- 514 (2003)
- 460 (2004)
- 447 (1984, 88)

Fewest Bases on Balls

- 122 (1973)
- 129 (1971)

Most Bases on Balls


- 364 (1984)
- 323 (1983)

Most Hit Batsmen


- 80 (1998)
- 75 (2003)
- 71 (1994)
71 (1999)

Most Wild Pitches


- 64 (1994)
- 63 (1999)




Dave Denton




Bill Max




Kevin Lofthus




Lino Diaz



Donovan Osborne



Joe Boever



Mike Pintar



Trent Kitsch

INDIVIDUAL BATTING SINGLE SEASON

Highest Batting Average

1. .455, Dave Denton (1976)
2. .443, Bill Max (1981)
3. .437, Joe Wickman (2002)

Highest Slugging Percentage

1. .864, Bill Max (1981)
2. .812, Dave Denton (1976)

Most Games Played

1. 70, Frank De Santis (1982)
- 70, Jon Maldonado (1982)
- 70, Jim Pace (1982)
- 70, Tim Arnold (1984)
- 70, Steve Moser (1984)
- 70, Matt Williams (1984)

Most At Bats

1. 296, Jon Maldonado (1982)
2. 283, Matt Williams (1984)

Most Runs

1. 89, Steve Moser (1986)
2. 86, Matt Williams (1985)

Most Runs Batted In

1. 94, Mike Oglesbee (1985)
2. 89, Matt Williams (1986)
3. 88, Bill Max (1981)

Most Hits

1. 101, Eric Nielsen (2004)
2. 98, Dan Murphy (1980)
- 98, Bill Max (1981)
- 96, Steve Moser (1986)
- 96, Brent Johnson (2003)

Longest Hitting Streak

1. 34, Kevin Lofthus (1989)
2. 29, David Trujillo (2001)
- 23, John Freitas (1977)
- 23, Dave Kinsel (1981)
- 22, Brian Anthony (1996)
- 22, Joe Wickman (2002)

Most Extra Base Hits

1. 51, Bill Max (1981)
2. 46, Mike Oglesbee (1985)
- 45, Dan Murphy (1980)
- 45, Randy Ward (1980)

Most Doubles

1. 30 Brent Johnson (2002)
2. 28, Bill Max (1981) - Led Nation
- 24, Kevin Eberwein (1998)

Most Triples

1. 9, Dan Murphy (1980)
2. 8, Mike Brock (1973)

Most Home Runs

1. 26, Kevin Lofthus (1989) - Led Nation
2. 25, Matt Williams (1986)
- 24, Mike Oglesbee (1985,86)
- 22, Randy Ward (1980)

Most Total Bases

1. 191, Bill Max (1981)
2. 188, Dan Murphy (1980)

Most "Cycles"

1. 2, Bill Max (1981)

Most Bases on Balls

1. 60, Mike Oglesbee (1986)
2. 52, Ryan Hankins (1997)

Most Strikeouts

1. 65, Gus Kennedy (1994)
2. 64, Shaun Murphy (1990)

Fewest Strikeouts

1. 1, Lino Diaz (1992, 123 AB)
2. 5, Lino Diaz (1991, 176 AB)
2. 5, Fred Demick (1971, 131 AB)
3. 6, Fred Demick (1970, 172 AB)
- 6, Dave Kinsel (1981, 243 AB)
- 6, Tim Arnold (1983, 172 AB)

Most Stolen Bases

1. 33, Ed Crow (1979)
2. 28, Paul Tanner (1996)
- 27, Ed Crow (1980)
- 27, Jon Polson (1993)

Most Hit By Pitcher

1. 27, Eric Nielsen (2004)
2. 21, Andrew D'Angelo (2003)
- 19, Mike Cruz (2006)
- 18, John Cruz (2000)

Most Sacrifices

1. 24, Elliott Sarabia (1999, 5 SF, 19 SH)
2. 17, Brad Maloff (2000, 2 SF, 15 SH)
- 13, Sean Campbell (1996)
- 12, Ted Williams (1987)
- 12, Nick Kuster (1992)
- 12, Stacy Kleiner (1996)
- 12, Chris Gillette (1998)

Most Errors

1. 37, Scott Groot (1983)
2. 31, Gerry Okuda (1975)

INDIVIDUAL PITCHING SINGLE SEASON

Most Appearances

1. 34, Jeremy Weinberg (2002)
1. 34, Koji Pupo (2007)
2. 33, Mike Pintar (1983)
3. 32, Rob Luce (1996)

Most Innings Pitched

1. 168.1, Joe Boever (1982)
2. 155.2, Mel Stottlemire (1984)
3. 152.0, Scott Lewis (1988)

Most Victories

1. 15, Ken Elsee (1980)
2. 14, Herb Pryor (1978)
- 14, Joe Boever (1982)
- 14, Donovan Osborne (1989)
5. 13, Mel Stottlemire (1984)

Most Shutouts

1. 3, Ralph Garcia (1970)
1. 3, Donovan Osborne (1989)

Most Consecutive 9-Inning Shutouts

1. 2, Donovan Osborne (1989)

Most Consecutive Victories

1. 15, Ken Elsee (1980)
2. 11, Rich Naylor (1981, 83)
3. 10, Stan Hawkins (1979, 80)

Most Consecutive Scoreless Innings Pitched

1. 32, Donovan Osborne (1989)

Most Losses

1. 9, Mike Whitemaine (1974)
- 9, Denny DeMartini (1995)
2. 8, Joe Boever (1982)
- 8, Brian Boehringer (1990)
- 8, Tista Perri (1997)
- 8, Andy McCulloch (1999)
- 8, Chris Sadoris (2006)
- 8, Craig Heyer (2007)

Best Winning Percentage

1. 1.000, Stan Hawkins, 8-0 (1979)
- 1.000, Bob Maitia, 8-0 (1987)
- 1.000, Rich Naylor, 6-0 (1982)
- 1.000, Scott Lewis, 5-0 (1985)
- 1.000, Matt Luca, 5-0 (2003)

Lowest ERA (min. 60 IP)

1. 1.99, Ken Elsee (1980)
2. 2.22, (Herb Pryor (1972)

Fewest Runs (min. 60 IP)

1. 27, Monte Mendenhall (1975)
2. 31, Manny Abeyta (1975)

Most Runs

1. 105, Scott Lewis (1988)
2. 98, Mel Stottlemire (1984)
- 96, Joe Boever (1982)
- 96, Nate Yeskie (1994)

Most Earned Runs

1. 86, Scott Lewis (1988)
- 86, Nate Yeskie (1994)
2. 84, Mel Stottlemire (1984)
- 84, Denny DeMartini (1995)

Fewest Earned Runs (min 60 IP)

1. 21, Dennis Chambers (1972)
- 21, Manny Abeyta (1975)
3. 22, Monte Mendenhall (1975)

Fewest Hits (min. 60 IP)

1. 52, Manny Abeyta (1975)
- 52, Monte Mendenhall (1975)
3. 60, John Christian (1970)

Most Hits

1. 187, Scott Lewis (1988)
2. 176, Nate Yeskie (1995)
3. 170, Joe Boever (1982)

Most Strikeouts

1. 147, Nate Yeskie (1995)
2. 144, Ralph Garcia (1969)



Fewest Bases on Balls (min. 60 IP)

- 14, Dennis Chambers (1971)
- 14, Manny Abeyta (1975)
- 15, Herb Pryor (1971)

Most Bases on Balls

- 79, Mel Stottlemyre (1984)
- 73, Tom LaRosa (1994)

Most Complete Games, Season

- 15, Joe Boever (1982)
- 12, Herb Pryor (1978)
- 12, Kurt Mattson (1981)

Most Saves, Season

- 9, Rob Luce (1996)
- 8, Mike Pintar (1983)
- 8, Jon Sims (1989)
- 8, Joe Sawaia (1990)
- 8, Jimmy Smith (1998 & 1999)
- 8, Andy McCulloch (2000)
- 8, Kyle Tabek (2005)

Most Hit Batsmen

- 21, Nate Yeskie (1994)
- 20, Courtney Hall (2001)

Most Wild Pitches

- 20, Byron Klemaske (1994)
- 17, Ryan Olson (1999)
- 16, Courtney Hall (2002)

INDIVIDUAL BATTING CAREER

Most Games

- 258, Jim Pace (1982-85)
- 238, Frank De Santis (1979-82)
- 232, Brent Johnson (2001-04)

Most At Bats

- 975, Brent Johnson (2001-04)
- 888, Jim Pace (1982-85)
- 857, Frank De Santis (1979-82)

Most Runs

- 237, Brent Johnson (2001-04)
- 228, Steve Moser (1983-86)
- 223, Matt Williams (1984-86)

Most Runs Batted In

- 221, Bill Max (1978-81)
- 217, Matt Williams (1984-86)
- 202, Brent Johnson (2001-04)

Most Hits

- 332, Brent Johnson (2001-04)
- 295, Steve Moser (1983-86)
- 293, Frank De Santis (1979-82)
- 292, Bill Max (1978-81)

Most Doubles

- 90, Brent Johnson (2001-04)
- 66, Bill Max (1978-81)
- 59, Kevin Eberwein (1996-98)

Most Triples

- 16, Mike Slavenski (1975-78)
- 15, Chris Adolph (1996-99)
- 14, Mike Brock (1973-74)
- 14, Frank De Santis (1979-82)

Most Home Runs

- 58, Matt Williams (1984-86)
- 48, Mike Oglesbee (1985-86)
- 44, Kevin Lofthus (1987, 89)
- 43, Ryan Ludwick (1997-99)

Most Total Bases

- 492, Bill Max (1978-81)
- 491, Brent Johnson (2001-04)
- 470, Matt Williams (1984-86)

Most Stolen Bases

- 69, Mike Slavenski (1975-78)
- 62, David Baxter (1986-89)
- 60, Ed Crow (1979-80)

Most Errors

- 68, Bill Max (1978-81)
- 67, Dave Kinsel (1978-81)
- 62, Jim Pace (1982-85)

INDIVIDUAL PITCHING CAREER

Most Appearances

- 92, Koji Pupo (2004-07)
- 88, Ben Scheinbaum (2001-04)
- 75, Joe Sawaia (1987-90)
- 74, Manny Abeyta (1974-77)

Most Innings Pitched

- 453.0, Herb Pryor (1971-73, 78)
- 425.2, Scott Lewis (1985-88)
- 402.0, Donovan Osborne (1988-90)

Most Complete Games

- 40, Herb Pryor (1971-73, 78)
- 24, Donovan Osborne (1988-90)
- 20, Kurt Mattson (1980-81)

Most Shutouts

- 4, Herb Pryor (1971-73, 78)
- 4, Kurt Mattson (1980-81)
- 4, Donovan Osborne (1988-90)

Most Victories

- 35, Herb Pryor (1971-73, 78)
- 35, Donovan Osborne (1988-90)
- 30, Ralph Garcia (1967-70)
- 30, Scott Lewis (1985-88)

Most Losses

- 22, Ralph Garcia (1967-70)
- 22, Manny Abeyta (1974-77)
- 21, Herb Pryor (1971-73, 78)

Lowest ERA (min. 150 IP)

- 2.54, Herb Pryor (1971-73, 78)
- 3.15, Jim Bonnell (1972-73)
- 3.17, Ralph Garcia (1967-70)

Most Runs

- 295, Scott Lewis (1985-88)
- 230, Denny DeMartini (1993-95)
- 219, Donovan Osborne (1988-90)

Most Hits

- 420, Herb Pryor (1971-73, 78)
- 416, Donovan Osborne (1988-90)
- 366, Dan Fischer (1976-79)

Most Strikeouts

- 462, Ralph Garcia (1967-70)
- 387, Herb Pryor (1971-73, 78)
- 358, Donovan Osborne (1988-90)

Most Bases on Balls

- 194, Ralph Garcia (1967-70)
- 191, Tom LaRosa (1994-96)
- 169, Chris Hopper (1980-83)

Most Saves

- 16, Sean Johnson (1986-88)
- 16, Jimmy Smith (1997-99)
- 13, Richie Davis (1978-81)
- 13, Andy McCulloch (1997-00)
- 12, Billy Wells (1984-85)
- 12, Marty Lequerica (1985-88)

INDIVIDUAL BATTING SINGLE GAME

Most at Bats


- 8, Ed Crow vs. San Jose State (4-3-80)
- 8, Frank De Santis vs. San Jose State (4-3-80)
- 8, Dan Murphy vs. San Jose State (4-3-80)
- 8, Ray Perry vs. San Jose State (4-3-80)
- 8, Mel Stottlemyre vs. San Diego St. (2-24-83)
- 8, Ricky Scruggs vs. Pacific (5-6-90)
- 8, Steve Cerio vs. Pacific (5-6-90)
- 8, Shaun Murphy vs. Pacific (5-6-90)
- 8, Stacy Kleiner vs. New Mexico State (5-5-96)
- 7, (42 times)

Most Runs


- 7, Steve Moser vs San Jose State (5-11-86)
- 6, Earl Frishman vs. San Diego State (2-24-83)
- 6, Gus Kennedy vs. New Mexico State (4-8-94)
- 6, Stacy Kleiner vs. Portland State (2-25-96)
- 6, Ryan Hankins vs. New Mexico State (5-5-96)

Most Runs Batted In


- 11, Mike Oglesbee vs. Long Beach State (3-2-85)
- 10, Gus Kennedy vs. New Mexico State (4-8-94)
- 10, Brian Anthony vs. New Mexico State (5-5-96)



Steve Moser



Jim Pace



Herb Pryor



David Trujillo

Most Hits

- 7, JC Sibley vs. Air Force (5-7-05)
- 6, Ed Crow vs. Cal St. Northridge (4-6-79)
- 6, Gus Kennedy vs. New Mexico St. (4-8-94)
- 6, Stacy Kleiner vs. New Mexico St. (5-5-96)
- 6, Adam Manley vs. Air Force (5-5-00)
- 6, Garrett Shitanishi vs. BYU (5-2-02)
- 6, Peter White vs. BYU (5-19-04)
- 6, Tyler Beranek vs. Air Force (5-6-05)

Most Consecutive Hits

- 9, JC Sibley vs. Air Force (5-7 to 5-8 2005)
- 8, Dan Murphy vs. Fresno St. (5-2 to 5-3 1980)
- 8, David Baxter vs. UC Irvine, Arizona State (5-1-88 to 5-6-88)
- 8, James Martin vs. Pacific & Southern Utah (5-7-89 to 5-9-89)
- 8, Gus Kennedy vs. New Mexico State (4-8-94 to 4-9-94)
- 8, Ryan Ludwick vs. Washington, UNR, Loy. Marymount (2-27-99 to 3-2-99)
- 8, Ryan Ludwick vs. Michigan, Texas A&M, Rice (3-22-99 to 3-26-99)

Most Doubles

- 4, Kevin Eberwein vs. S. Illinois (3-11-96)
- 4, JC Sibley vs. Air Force (5-7-05)
- 3, Bill Max vs. Florida State (4-20-78)
- 3, Bill Max vs. Air Force (3-29-79)
- 3, Bill Max vs. Nevada-Reno (5-4-81)
- 3, Ray Perry vs. LaVerne (4-21-79)
- 3, Ed Crow vs. Lamar (5-5-79)
- 3, Frank De Santis vs. Oklahoma (3-13-82)
- 3, Chris Arnold vs. Fresno State (2-25-83)
- 3, Tim Arnold vs. UC Santa Barbara (3-30-85)
- 3, David Baxter vs. Arizona State (5-4-88)
- 3, Larry Simms vs. Pacific (5-7-89)
- 3, Casey Clements vs. Michigan (2-23-90)
- 3, Travis McClendon vs. New Mexico State (4-10-94)
- 3, Stacy Kleiner vs. Southern Illinois (3-11-96)
- 3, Kevin Eberwein vs. Hawaii (4-6-97)
- 3, Ryan Ludwick vs. Utah (2-8-98)
- 3, Chris Gillette vs. Air Force (3-5-99)
- 3, Tony DeMarco vs. UCLA (2-11-00)
- 3, Zach Strong vs. New Mexico (4-8-01)
- 3, Brent Johnson vs. Utah (4-27-01)
- 3, John Cruz vs. Nevada, Reno (5-1-01)
- 3, Brent Johnson vs. BYU (5-2-02)
- 3, Eric Nielsen vs. BYU (3-22-03)

Most Triples

- 2, Loren Davis vs. Pacific (4-3-71)
- 2, Rich Meily vs. Pepperdine (4-22-71)
- 2, Mike Brock vs. San Francisco (3-16-73)
- 2, Ray Perry vs. Hawaii (5-20-79)
- 2, Dave Kinsel vs. Nevada-Reno (5-4-81)
- 2, James Martin vs. Southern Utah State (5-9-89)
- 2, Ryan Ludwick vs. Michigan State (2-21-97)
- 2, Garrett Shitanishi vs. S. Utah (4-10-02)

Most Home Runs

- 4, Gus Kennedy vs. New Mexico State (4-8-94)
- 3, Mike Oglesbee vs. Long Beach St. (3-2-85)
- 3, Matt Williams vs. Pepperdine (5-4-84)
- 3, Matt Williams vs. UC Santa Barbara (3-31-85)
- 3, Matt Williams vs. San Jose State (5-11-86)
- 3, Kevin Lofthus vs. Pacific (4-3-87)
- 3, Shaun Murphy vs. Southern Utah (5-9-89)

- 3, Kevin Lofthus vs. Louisiana State (5-27-89)
 - 3, Ryan Plughoff vs. New Mexico State (4-9-94)
 - 3, Ryan Ludwick vs. TCU (4-18-97)
 - 3, Ryan Hamill vs. Clemson (2-26-99)
 - 3, Adam Manley vs. Air Force (5-5-00)
 - 3, Efren Navarro Jr. at Air Force (5-20-06)
 - 3, Keith Smith vs. Air Force (5-19-07)
- 2, (97 times)

Most Total Bases

- 18, Gus Kennedy vs. New Mexico State (4-8-94) (6-for-6, 2-1B, 4-HR)
- 16, Adam Manley vs. Air Force (5-5-00) (6-for-6, 2-1B, 2B, 3-HR)
- 15, Efren Navarro Jr. at Air Force (5-20-06) (5-for-5, 1B, 2B, 3-HR)

Hitting for the "Cycle"

- Ed Crow vs. Cal State Northridge (4-6-79)
 Randy Ward vs. New Mexico State (4-26-80)
 Bill Max vs. Northern Colorado (3-27-81)
 Randy Ward vs. Northern Colorado (3-27-81)
 Bill Max vs. Cal State Los Angeles (3-28-81)
 Chris Gillette vs. Loyola Marymount (3-3-99)
 Tony DeMarco vs. Fresno State (5-16-99)

Home Run "Cycle"

- Gus Kennedy vs. New Mexico State (4-8-94)

Most Bases on Balls

- 4, Rich Meily vs. San Francisco (5-1-71)
- 4, Jerry Eklund vs. USC (2-23-74)
- 4, Mike Guerra vs. Utah (3-12-77)
- 4, Marco Herrera vs. Arizona State (5-26-78)
- 4, Jack Curtis vs. Long Beach State (5-12-84)
- 4, Jim Pace vs. Lewis-Clark State (2-24-85)
- 4, Dave Sturdivant vs. Oklahoma (2-23-86)
- 4, Reed Peters vs. Lewis-Clark State (2-28-87)
- 4, Reed Peters vs. Brigham Young (3-13-87)
- 4, Chuck Der Manouel vs. Utah (3-11-89)
- 4, James Martin vs. UCSB (3-31-89)
- 4, Tory Miran vs. Northwestern (2-28-92); vs. New Mexico State (5-8-92)
- 4, Stacy Kleiner vs. Creighton (3-3-94)
- 4, Nick Kuster vs. Pacific (3-26-94)
- 4, Ryan Hankins vs. Toledo (3-3-96)
- 4, Paul Tanner vs. New Mexico State (5-5-96)
- 4, Ryan Ludwick vs. UC Santa Barbara (2-5-99)
- 4, Zach Borba vs. UC Riverside (4-4-06)
- 4, Blake Gailen vs. Cal State Northridge (1-29-07)

Most Strikeouts

- 5, Reggie Farmer vs. San Jose St. (3-23-85)
- 5, Brian Hertel vs. TCU (4-23-99)

Most Stolen Bases

- 4, Les Contreras vs. So. Calif. College (2-27-71)
- 4, Demond Thompkins vs. So. Utah (4-21-92)
- 4, Chris Gillette vs. TCU (4-23-99)
- 3, Loren Davis vs. So. Calif. College (2-27-71)
- 3, Mike Slavenski vs. Cal St. Northridge (3-19-76)
- 3, Mike Randolph vs. Air Force (3-31-78)
- 3, Demond Thompkins vs. BYU (2-20-93) vs. San Diego State (3-5-93)
- 3, Rodney Mazion vs. New Mexico State (5-6-93)
- 3, Brian Hertel vs. UC Santa Barbara (2-7-99)
- 3, Brent Johnson vs. Nevada, Reno (2-9-02)
- 3, Calvin Beamon vs. Cal State Northridge (1-29-07)

Most Errors

- 5, Ron Mears vs. Utah (2-19-77)
- 4, Dave Kinsel vs. Cal State Fullerton (2-2-80)
- 4, M.J. Mariani vs. Fresno State (4-28-91)
- 4, Peter White vs. Cal State Fullerton (2-14-03)

INDIVIDUAL PITCHING SINGLE GAME

Most Innings Pitched

- 14, Dennis Chambers vs. Pacific (1970)
- 12.2, Herb Pryor vs. Pepperdine (4-16-71)

Most Runs

- 15, Dennis Deck vs. Brigham Young (3-22-75)
- 15, Nate Yeskie vs. Cal State Fullerton (4-15-94)
- 13, Kurt Mattson vs. E. Michigan (5-22-81)
- 13, Scott Lewis vs. Nebraska (3-25-85)
- 13, Lance Schuermann vs. SW Louisiana (2-28-91)
- 13, Dennis DeMartini vs. New Mexico State (4-9-94)

Most Hits

- 19, Nate Yeskie vs. New Mexico State (4-7-95)
- 17, Nate Yeskie vs. Utah (3-10-94)
- 17, Denny Martini vs. UC Santa Barbara (4-29-95)

Most Strikeouts

- 15, Herb Pryor vs. Pepperdine (4-16-71)
- 15, Herb Pryor vs. Arizona State (2-18-72)
- 15, Stan Eisen vs. Utah (2-19-73)
- 15, Greg Roscoe vs. Nebraska (3-25-86)
- 15, Donovan Osborne vs. Northwestern (3-3-89)
- 15, Donovan Osborne vs. Nevada-Reno (3-18-89)
- 15, Ryan Olson vs. Utah (4-20-00)
- 14, (18 times)

Most Bases on Balls

- 14, Mike McClellan vs. Washington St. (4-2-76)
- 10, Mike Conway vs. Pepperdine (3-16-74)
- 10, Chris Hopper vs. Arizona State (3-1-81)
- 10, Jack Ayers vs. Air Force (3-25-81)
- 10, Derek Cotton vs. CS Fullerton (4-9-93)
- 10, Tom LaRosa vs. UCLA (2-21-94)

Fewest Hits

- 0, Herb Pryor vs. Colorado (3-16-71)
- 0, Brian Boehringer vs. Pacific (5-5-90)
- 0, Matt Luca vs. San Diego State (3-28-03)
- 1, Dennis Anderson vs. Montana State (1970)
- 1, Todd Stottlemyre vs. Nebraska (3-19-84)
- 1, Dan Fischer vs. Nevada-Reno (5-12-79)
- 1, Billy Wells vs. Fresno State (3-10-85)

Perfect Games

- Herb Pryor vs. Colorado (3-16-71)



TEAM BATTING SINGLE GAME

Most at Bats

1. 63 vs. San Jose State (4-3-80)
2. 59 vs. Pacific (5-6-90)
3. 57 vs. Weber State (2-16-74)

Most Runs

1. 37 vs. San Jose State (5-11-86)
2. 29 vs. New Mexico State (4-8-94)

Most Runs/One Inning

1. 14 vs. U.S. International (3rd, 5-2-81)
2. 13 vs. Loyola-Marymount (7th, 4-9-83)
- 13 vs. Air Force (3rd, 5-7-2000)

Most Runs Batted In

1. 35 vs. San Jose State (5-11-86)
2. 29 vs. New Mexico State (4-8-94)
- 29 vs. New Mexico State (5-5-96)

Most Hits

1. 28 vs. San Jose State (5-11-86)
- 28 vs. Southern Illinois (3-11-96)
- 28 vs. UC Santa Barbara (4-12-96)
- 28 vs. BYU (5-2-02)
- 28 vs. Air Force (5-7-05)
2. 27 vs. New Mexico State (4-8-94)
- 27 vs. New Mexico State (5-5-96)

Most Hits/One Inning

1. 12 vs. U.S. International (3rd, 5-2-81)
2. 11 vs. California Baptist (5th, 3-20-71)
- 11 vs. Fresno State (5th, 4-17-81)
- 11 vs. Loyola-Marymount (7th, 4-9-83)
- 11 vs. Southern Illinois (3rd, 3-11-96)
- 11 vs. UC Santa Barbara (1st, 4-12-96)

Most Doubles

1. 11 vs. Air Force (5-7-05)
2. 9 vs. Air Force (5-5-00)
- 9 vs. BYU (5-2-02)
- 9 vs. Eastern Michigan (2-26-06)
3. 8 (Five times)

Most Triples

1. 4 vs. Nevada-Reno (5-4-81)
2. 3 (6 times, last time vs Southern Utah, 2-4-98)

Most Home Runs

1. 10 vs. New Mexico State (4-8-94)
2. 9 vs. San Jose State (5-11-86)
- 9 vs. San Jose State (3-22-96)

Most Bases on Balls

1. 18 vs. So. Utah Univ. (2-29-92)
2. 16 vs. Air Force (3-26-84)

Most Strikeouts

1. 16 vs. UC Irvine (4-14-73)
- 16 vs. Fresno State (3-10-85)
- 16 vs. San Jose State (3-27-87)
- 16 vs. Arizona State (3-16-94)
- 16 vs. Pacific (3-26-94)
- 16 vs. UC Santa Barbara (4-29-94)
- 16 vs. Arizona State (3-11-97)
2. 15 vs. Southern Utah State (4-15-75)
- 15 vs. New Mexico State (4-10-94)
- 15 vs. Fresno State (3-18-95)
- 15 vs. San Diego State (3-18-01)
- 15 vs. California (2-1-02)

15 vs. Eastern Michigan (2-24-06)

Most Stolen Bases

1. 9 vs. Southern California College (2-27-71)
2. 7 vs. Utah (3-2-74)
- 7 vs. Georgia Tech (2-25-88)
- 7 vs. So. Utah Univ. (4-21-92)

Most Men Left on Base

1. 22 vs. UC Irvine (4-23-89)

Last Time Shutout

At Home - 3-6-06 vs. Texas Tech (9-0)
On Road - 4-22-07 at Oregon State (7-0)

TEAM PITCHING SINGLE GAME

Most Runs

1. 30 vs. Arizona State (5-30-78)
2. 27 vs. Fresno State (4-18-81)
- 27 vs. Arizona State (5-29-88)

Most Runs/One Inning

1. 13 vs. Arizona State (7th, 5-29-88)
2. 12 vs. Air Force (7th, 3-26-84)

Most Hits

1. 31 vs. Arizona State (5-29-88)
2. 28 vs. Arizona State (5-30-78)

Most Hits/One Inning

1. 11 vs. Arizona State (7th, 5-29-88)
2. 10 vs. Utah (2nd, 3-10-94)

Most Strikeouts

1. 15 vs. Pepperdine (4-16-71)
- 15 vs. Northern Arizona (2-18-72)
- 15 vs. Utah (2-19-73)
- 15 vs. Cal State Los Angeles (3-28-81)
- 15 vs. Nebraska (3-25-86)
- 15 vs. San Jose State (4-1-88)
- 15 vs. Brigham Young (2-10-89)
- 15 vs. Northwestern (3-3-89)
- 15 vs. Nevada-Reno (3-18-89)
- 15 vs. Grand Canyon (3-14-98)
- 15 vs. Utah (4-20-00)
- 15 vs. Oregon State (2-24-01)
- 15 vs. San Diego State (3-30-03)
- 15 vs. BYU (4-25-03)
- 15 vs. UC Irvine (5-2-06)

Most Bases on Balls

1. 21 vs. Mississippi State (3-15-81)
2. 16 vs. Washington State (4-2-76)
- 16 vs. Oklahoma State (3-4-84)
- 16 vs. Long Beach State (4-2-93)
- 16 vs. CS Fullerton (4-9-93)

Most Double Plays

1. 5 vs. Northern Colorado (3-23-78)
- 5 vs. U.S. International (5-1-81)
- 5 vs. Oklahoma State (3-5-86)
- 5 vs. San Diego State (3-2-96)
- 5 vs. Pepperdine (2-14-99)

Last Time Threw A Shutout

At Home - 3-19-05 vs. Air Force (10-0)
On Road - 2-21-04 at Nevada, Reno (9-0)




Toby Hall



Kevin Eberwein



Ryan Ludwick



Eric Ludwick



REBEL RECORDS

ALL-TIME HITTING AND DEFENSE

Year	G	AB	R	H	2B	3B	HR	SB	S	HP	BB	SO	RBI	AVG	PO	A	E	AVG
1967	30	1004	236	318	71	13	26	27	11	23	146	180	201	.317	695	224	70	.929
1968	37	1131	207	302	50	9	28	41	15	17	143	286	178	.267	901	564	100	.936
1969	42	1215	216	313	64	6	26	35	17	11	188	261	187	.258	-	-	-	-
1970	49	1528	285	411	61	20	33	49	37	19	235	181	242	.269	-	-	-	-
1971	40	1227	283	350	53	15	40	42	34	11	220	184	231	.285	931	379	88	.936
1972	48	1449	216	376	64	8	21	41	50	20	225	286	184	.259	1125	448	89	.946
1973	42	1240	193	304	69	16	17	22	28	15	178	246	167	.245	1021	392	64	.957
1974	53	1697	286	473	78	31	22	31	56	10	193	230	249	.279	1314	519	107	.945
1975	48	1592	265	441	70	17	20	39	37	18	227	320	235	.277	1235	589	120	.938
1976	56	1824	357	552	100	29	34	82	33	35	147	266	317	.303	1377	593	134	.936
1977	60	1974	363	602	103	34	33	85	28	33	223	269	326	.305	1509	668	131	.943
1978	62	2130	415	667	115	40	33	105	52	34	225	265	361	.313	1638	664	106	.956
1979	64	2202	459	705	124	31	46	137	32	22	264	253	396	.320	1641	729	119	.952
1980	67	2261	538	738	132	36	83	124	36	43	280	240	462	.326	1731	792	116	.956
1981	58	2040	530	712	137	30	94	92	33	42	250	230	483	.349	1472	720	88	.961
1982	70	2390	448	678	96	20	47	84	35	22	302	305	391	.284	1834	806	154	.945
1983	60	2084	443	635	110	12	41	58	34	32	308	254	386	.305	1548	744	123	.949
1984	70	2383	439	690	108	9	47	44	36	38	285	340	377	.289	1798	813	110	.959
1985	61	2118	529	678	128	10	91	43	56	38	319	308	477	.320	1560	700	85	.964
1986	57	1986	544	636	100	11	107	63	40	24	368	331	492	.320	1471	640	87	.960
1987	55	1877	405	578	99	13	61	64	40	30	233	342	358	.308	1418	612	101	.953
1988	62	2187	481	692	141	14	73	95	57	58	252	374	429	.316	1640	710	95	.961
1989	60	2111	479	611	109	22	76	75	45	29	303	349	424	.308	1579	699	75	.968
1990	56	1970	349	570	119	7	58	42	40	43	223	377	323	.289	1500	670	97	.957
1991	55	1968	387	595	99	19	67	55	34	42	200	319	345	.302	1448	580	112	.948
1992	54	1787	353	493	86	15	43	91	48	36	235	300	308	.276	1383	644	70	.967
1993	49	1764	366	547	94	11	46	103	27	32	178	284	322	.310	1283	545	93	.952
1994	55	1960	376	554	102	16	73	73	37	27	272	446	339	.283	1467	632	119	.946
1995	56	1988	405	605	118	12	69	82	38	38	259	377	354	.304	1500	657	101	.955
1996	60	2183	550	724	122	10	84	75	75	58	299	371	500	.332	1609	759	80	.967
1997	55	1935	440	594	114	28	57	51	56	58	258	342	387	.307	1449	645	100	.954
1998	55	1998	481	666	135	22	86	31	58	41	217	359	425	.333	1438	608	103	.952
1999	61	2271	509	771	134	23	57	91	78	58	205	333	441	.339	1591	666	90	.962
2000	57	1971	374	608	118	14	50	45	70	51	191	366	332	.308	1467	607	112	.949
2001	56	1912	341	557	120	11	44	48	43	50	185	434	297	.291	1436	609	99	.954
2002	60	2144	478	680	151	19	57	50	36	77	211	394	423	.317	1545	631	85	.962
2003	64	2290	588	742	168	15	85	69	53	118	275	362	529	.324	1707	656	73	.970
2004	61	2305	603	769	159	16	73	69	30	103	284	380	531	.334	1631	630	94	.960
2005	64	2347	523	737	162	13	70	32	30	102	269	437	476	.314	1728	794	122	.954
2006	59	2160	478	660	123	17	71	60	34	66	253	379	426	.306	1581	718	98	.959
2007	60	2135	366	627	122	16	36	65	40	43	226	401	340	.294	1576	669	98	.958

Bold denotes school record

REBEL RECORDS



ALL-TIME PITCHING

Year	G	CG	IP	H	BB	SO	HBP	WP	R	ER	ERA	W	L	T	PCT
1967	30	-	240.2	325	132	231	15	27	234	196	7.34	16	14	0	.533
1968	37	-	302.1	241	131	256	16	21	159	94	2.80	23	14	0	.622
1969	42	-	322.0	310	154	304	10	14	210	149	4.16	24	17	1	.583
1970	49	22	387.0	379	243	350	15	18	264	190	4.42	23	25	1	.479
1971	40	21	311.1	317	129	253	13	19	199	134	3.87	22	18	0	.550
1972	48	29	384.1	384	132	343	25	17	222	138	3.23	23	24	1	.489
1973	42	24	343.2	320	122	270	12	15	182	128	3.35	27	15	0	.643
1974	53	7	450.2	506	245	220	16	20	360	270	5.39	19	34	0	.358
1975	48	18	411.2	427	181	268	19	40	283	207	4.53	23	25	0	.479
1976	56	28	459.0	497	220	358	15	44	308	221	4.33	31	25	0	.554
1977	60	25	503.0	612	249	392	25	50	384	284	5.08	30	30	0	.500
1978	62	26	546.0	563	218	290	28	23	316	233	3.84	44	20	0	.688
1979	64	22	547.0	585	256	337	29	40	366	263	4.33	41	23	0	.641
1980	67	18	577.0	526	245	420	18	42	279	215	3.35	53	13	1	.799
1981	58	26	490.2	593	305	287	16	62	391	341	6.25	36	22	0	.621
1982	70	26	611.2	770	300	380	26	42	508	396	5.83	37	35	0	.514
1983	60	8	516.0	618	323	363	26	62	481	360	6.28	34	28	0	.548
1984	70	17	599.0	614	364	447	47	43	396	331	4.97	43	26	1	.621
1985	61	18	520.0	657	275	319	29	49	433	367	6.35	40	21	0	.656
1986	57	15	490.10	627	273	326	44	38	448	360	6.61	35	22	0	.614
1987	55	6	472.2	554	199	356	39	17	324	253	4.81	32	23	0	.581
1988	62	12	549.2	686	192	447	37	24	415	353	5.78	40	22	0	.645
1989	60	12	526.3	640	224	402	41	57	400	333	5.69	40	20	0	.667
1990	56	15	500.0	594	209	398	40	47	370	297	5.35	30	26	0	.536
1991	55	3	482.2	573	283	418	53	42	414	334	6.23	30	25	0	.545
1992	54	9	461.0	476	214	325	32	42	275	219	4.28	30	24	0	.555
1993	49	6	427.2	523	291	306	51	41	378	316	6.65	24	25	0	.489
1994	55	16	489.0	631	321	338	71	64	431	345	6.35	27	28	0	.491
1995	56	12	500.0	622	244	392	61	31	411	340	6.12	32	24	0	.571
1996	60	6	536.1	572	242	381	58	38	346	286	4.80	43	17	0	.717
1997	55	2	483.0	730	209	353	61	48	492	399	7.43	24*	31	0	.436
1998	55	3	479.1	610	202	400	80	49	434	348	6.53	31	24	0	.564
1999	61	9	530.1	691	252	413	71	63	492	420	7.13	27	34	0	.443
2000	57	6	489.0	604	205	349	47	76	412	316	5.82	24	33	0	.421
2001	56	5	478.2	605	212	366	68	49	427	337	6.34	23	33	0	.411
2002	60	2	515.0	659	240	449	46	63	419	360	6.29	30	30	0	.500
2003	64	3	569.0	665	263	514	75	56	417	362	5.73	47	17	0	.734
2004	61	3	543.2	665	230	460	39	50	445	367	6.08	37	24	0	.606
2005	64	1	576.0	738	265	415	52	55	455	352	5.50	35	29	0	.547
2006	59	0	527.0	671	235	346	57	44	432	358	6.11	29	30	0	.491
2007	60	2	525.1	680	253	391	56	43	418	351	6.01	24	36	0	.400

Bold denotes school record

* Record adjusted to 13-42 (11 wins forfeited due to ineligible player).

-A-

Manny Abeyta 1974-77
 Ernie Acevedo 1967, 1969
 Richard Ackley 1989
 Greg Adams 1971
 Chris Adolph 1996-99
 Bobby Aeruda 2002
 Gerry Alesia 1971
 Jason Alviso 1993
 Blake Amador 2007
 Ralph Ambrose 1967
 Derek Amundesen 2002-03
 Charles Anderson 1994
 Dennis Anderson 1970
 Luke Anderson 1997-00
 Mark Anderson 1972
 Jimmie Andrews 1974
 Jim Angus 1980, 1983
 Dan Anhder 1968
 Bill Anthony 1969-71
 Brian Anthony 1993-96
 Curt Anthony 1997
 Alex Amelburu 1995
 Tony Aquino 1986-88
 Brian Arnold 1987
 Chris Arnold 1983-84
 Tim Arnold 1983-85
 Jack Ayers 1981-84
 Bob Ayrault 1987-88
 Paul Azneras 1969

-B-

Marc Baca, 2007-SA
 Jim Barbeau 1986, 1988
 Billy Barker 1998-99
 Darrell Barrett 1993
 Joe Barrett 1985-86
 Chad Barry 1996
 Mike Bauder 1994-96
 David Baxter 1986-89
 Calvin Beamon, 2007
 Jabe Beard 2006
 Brad Beasley 1998-01
 Jerry Beavers 1969-70
 Ace Bedich 1997-99
 Chad Belding 1994
 Clay Belding 1997, 1999-00
 Joe Bellezzo 1987-88
 Gary Benson 1971
 Tyler Beranek 2005
 Dean Berman 2002
 Warren Bernard 1978
 Harold Betts 1999-00
Drew Beuerlein, 2007-SA
 Steve Biermann 1992-93
 Jerry Biesterfeld 1968
 Brian Bills 1975
 Ryan Bird 2004-06
 Mark Bloomfield 1978-79
 Brian Boehringer 1990-91
 Joe Boever 1982
 Chris Bonnell 2004-07
 Jim Bonnell 1972-73
 Jared Bonnell 1999-02
 Travis Bonneville 1967-70
 Zach Borba 2006
Willie Bowman 2005-SA
 Ryan Braun 2003
 Kerry Bray 1984
 Larry Brazaskas 1967
 Scott Brazil 1978
Michael Brenly 2006-SA
 Ross Brennan 1985
 Eric Brock 2005-06
 Mike Brock 1973-74
 Scott Brown 1987-88
 Shawn Buckley 1979

Steve Burgess 1979
 Jim Byrne 1973

-C-

Mike Cabral 1970
 Lou Cabrera 1969
 Frank Campagna 1984
 Sean Campbell 1996-98
 Gary Canfield 1988
 Al Caponetto 1967
 Kyle Cardinal 1991
 David Carter 1988-89
 Paul Carter 1977
 Shaw Casey 1994-95
 Rodger Castner 1986-87
 Clint Cator 1975
 Steve Cerio 1990-91
 Bob Chadwick 1988
 Dennis Chambers 1970-72
 Stan Chapter 1979
 Alex Chalfant 2005-06
 Scott Childress 1987-88
 John Christian 1970-71
 Dennis Clarkson 1972-73
 Shane Clatterbuck 2003-04
 Casey Clements 1989-90
 John Coats 1991- 94
 Mike Cochran 1975
 Scott Coffin 1983
 Les Contreras 1971
 Mike Converse 1983
 Mike Conway 1974
 Danny Costa 1990
 Tony Costa 1990
 Bill Cope 1968
 Jerry Cope 1968
 Bucky Core 1974
 Tony Cornett 1971
 Derek Cotton 1993
 Carter Cox 1985
 Tom Crine 1971-73
 Hank Crosby 1994-95
 Tom Cross 1967
 Ed Crow 1979-80
 John Cruz 1999-01
 Mike Cruz 2005-06
 Tim Culligan 1975
 Jack Curtis 1983-84

-D-

Andrew D'Angelo 2003-04
 Jerry Daniels 1987
 Tim Davies 1988
 Loren Davis 1970-71
 Richie Davis 1978-81
 Bob DeBorde 1980
 Dennis Deck 1975-76
 Nick Degerinis 1993
 Freddy DeJong 1967
 Tony DeMarco 1998-00
 Dennis DeMartini 1993-95
 Fred Demick 1967-70
 Dave Denton 1976
 Dave Denton 2001
 Chuck Der Manouel 1989-90
 Frank De Santis 1979-82
 Lino Diaz 1991-93
 Jeff Dick 1968-70
 Bill Diekmann 1990-91
 Jim DiFiore 1971-74
 Bobby Dillon 1991
 Patrick Dobson 2003
 Charles Dowd 1969
 Kevin Downey 1993-94
 Eddie Draper 1974
 John Dubinsky 1989
 Jim Duncan 1967

-E-

CJ Ebarb 2004
 Kevin Eberwein 1996-98
 Rick Eckert 1972
 Stan Eisen 1973
 Gerry Eklund 1971-74
 Ken Elsee 1979-80

-F-

Justin Fairbanks 2000
 Danny Falcone 1990-93
 Reggie Farmer 1984-85
 Russell Farrell 1967-69
 Blake Feeney 1992-93
 Joe Felix 1987-88
 Cecil Fielder 1982
 Willy Finnegan 1980-81
 Bob Fischera 1967-68
 Dan Fischer 1976-79
 Ethan Flowers 1989
 Pat Flury 1992
 Wayne Foltin 2005
 Michael Ford 2000
 A.J. Forlano 1991
 Gary Forrester 1988-89
 Teddy Foster 1994-95
 Gary Franzen 1971
 John Freitas 1976
 Derek Freeman 1990
Jarred Frierson 2007-SA
 Earl Frishman 1983-84
 Matt Fry 2005

-G-

Josh Gagne 2003
 Blake Gailen 2006-07
 Jake Gann 2001-02
 Joel Garber 1995
 Ralph Garcia 1967-70
 Jim Garcia 1967-70
 Jim Gattis 1971
 Dylan Gaughen 2005
 Joe Gemma 1976-79
 Stephen Ghutzman 2003
 Bryan Gidge 1998-99
 Colon Gilchrist 1976-77
 Eddie Gill 2003-04
 Chris Gillette 1998-99
 Chance Gledhill 1988-89
 Roy Godfrey 1968
 Steve Goldberg 2002
 Rich Gonzales 1968-69
Michael Goodman 2007-SA
 Randy Grigg 1972-74
 Scott Groot 1983
 Jason Guerra 2002-04
 Mike Guerra 1976-78

-H-

David Hafiz 2002
 Bart Haley 1984-85
 Courtney Hall 2001-02
 Mike Hall 1981
 Toby Hall 1997
 Justin Halper 1994
 Ryan Hamill 1998-99
 Ryan Hankins 1995-97
 Ryan Hanson 2001
 Troy Harlander 2006
 Brad Harlow 1982
 Jeff Harper 1978
 Chad Harris 1999-02
 Toby Harris 1997-99
 Bob Hash 1982
 Stan Hawkins 1979-80
 Gary Heckathorn 1967
 Ken Henning 1982-84

Anthony Hernandez 2005-SA

Armed Hernandez 1986
 Ariel Hernandez 1986
 Marco Herrera 1978-80
 Jim Herron 1976-78
 Stan Hershenow 1982-83
 Brad Hertel 2001-02
 Brian Hertel 1999
 Craig Heyer 2007
 John Hogan 1972-73
 Jason Holmes 1994
 Chris Hopper 1980-83
 Scott Hormann 1984-85
 Bob Hottinger 1976
 Mike Hubel 1992-93
 John Huber 1967-68
 Shawn Humberger 1986
 Chris Humphries 1997
 Brent Hurley 1976
 Chris Huseman 2005
Matt Hutchison 2007-SA

-I-

Pat Ireland 1981

-J-

Joe Jacobitz 2001
 Mark Jamison 1978
 Jonathan Jarolimek 1989-92
 Brent Johnson 2001-04
 John Johnson 1969
 Johnny Johnson 1984
 Sean Johnson 1987-88
 Steve Johnson 1971
 Tim Johnson 1990-91
 Henry Jones 1995-98
 Kirk Jones 1976-79

-K-

Harry Karn 1967-70
 Mike Karstead 1969
 Nate Kaup 1999-00
 Vince Kaulzarich 1974
 Gus Kennedy 1994
 Bobby Kerr 1979
 Dave Kinsel 1978-81
 Trent Kitsch 2000-01
 Stacy Kleiner 1994-96
 Byron Klemaske 1991-94
 Kirk Kline 1992-93
 Fred Koehne 1993-96
 Kevin Koentopp 1984-86
 Bob Kordenbrock 1982-83
 Ryan Kowalski 2004-07
Kyle Kretchmer 2007-SA
 Ken Krier 1973
 Alex Kringen 2005
 Stacey Kruse 1988
 Nick Kuster 1990-94

-L-

Fritz Lagergren 1976-77
 Matt Lagunas 1986
 Layne Lambert 1988
 CJ Lang 2005-06
 Chris Lang 1982-83
 Scott Lange 1983
 Craig Lapiner 1987
 Tom LaRosa 1994-96
 Dan Larson 1971
 Alan Laughlin 1982
 Bruce Layne 1967
 Jack Lazzarotto 1972
 Pat Leary 1972-73
 Marty Lequerica 1986-88
 Adam Lesko 2003
 Allen Levine 1978

ALL-TIME LETTERMEN



Charlie Lewis 1974
 Scott Lewis 1985-88
 Michael Little 1991
 Kevin Lofthus 1987, 89
 Mike Lombardi 1969-72
 Ken Longman 1982
 David Longoni 1985-88
 Geoff Looney 1987
 Marc Lopez 1987
 Mike Lopez 1998-99
 Gino LoPinto 1984
 Brian Loucks 1992-93
 Matt Luca 2003-06
 Larry Lucchetti 1991
 Rob Luce 1996
 Jeremy Lucero 2000
 Mike Lucido 1974
 Eric Ludwick 1993
 Ryan Ludwick 1997-99
 Dick Luna 1980-81
 Tom Luna 1980-81
 Jerry Lund 1967-68
 David Lundquist 1992
 John Lundquist 1967-69

-M-

Dan Madsen 1990-92
 Bob Maitia 1986-87
 Jon Maldonado 1982
 Brad Maloff 2000-01
 Adam Manley 2000
 Tom Mann 1989
 Rod Manning 1982
 M.J. Mariani 1991-93
 Scott Mark 1974
 C.J. Martin 2000-01
 James Martin 1988-89
 Mike Martin 1981-82
 Richard Martin 1969
 Joe Maruffi 1999-02
 T.J. Mathews 1991-92
 Bubba Mattison 1981
 Kurt Mattson 1980-81
 Bill Max 1978-81
 Val Mayden 1976-78
 Rodney Mazion 1992-93
 Mike McClellan 1975-77
 Travis McClendon 1994-95
 Chris McClure 1995
 Andy McCulloch 1997-00
 Rusty McDonald 1977
 Kevin McGrath 1976
 Vance McHenry 1977-78
 Jim McNair 1985
 Bobby McNiel 1995-97
 Ken McNulty 1986
 Tim Meamber 1986-87
 Ron Mears 1977
 Steve Meatovich 1979
 Jesse Medellin 1989
 Rich Meily 1971
 Joel Mellinger 1997
 Kevin Mellinger 1997
 Jerry Mendenhall 1967-68
 Monte Mendenhall 1975-77
 Sergio Merigo 1978
 Jeremy Merritt 1998
 John Meyer 1997-99
 Chad Miller 2006-07
 Zac Miller 1995-96
 Bill Milne 1973
 Frank Mirabelle 1967
 Tory Miran 1989-92
 Ken Mitchell 1967
 Eric Molfetta 1993-94
 Leo Montoya 1970
Adam Moser 2007-SA

Steve Moser 1983-86
 Willie Mosher 1995
 Mike Munns 1978
 Dan Murphy 1979-80
 Shaun Murphy 1989-90

Bill Nader 1978-81
 Mike Naranjo 1983-84
 BT Nauslar 1996
 Efred Navarro Jr. 2005-07
 Rich Naylor 1981-83, 1985-86
 Fred Neidermyer 1980
 James Nepa 2000-02
 Eric Nielsen 2002-04
 Richard Nizza 1986
 John Novak 1996

-O-

Mike Oglesbee 1985-86
 Bill O'Keefe 1969-70
 Cody Okuda 1999-00
 Gerry Okuda 1975-76
 Erik Oliver 1995
 Dennis Olson 1973
 Ryan Olson 1999-01
 Paul Ortiz 1971-72
 Bob Orzel 1986
 Donovan Osborne 1988-90

-P-

Jim Pace 1982-85
 Glenn Page 1975-76
 Zeke Parraz 2004-05
 Greg Parrish 1970
 Allen Peel 1980
 George Peraza 1968-69
 Ernie Perez 1990
 Tista Perri 1996-97
 Ray Perry 1977-80
 Reed Peters 1985-87
 Bobby Pierce 1998
 Mike Pintar 1982-83
 Art Plantanitis 1972-73
 Ryan Plughoff 1992-95
 Hugh Pobur 1982-83
 Jon Polson 1993
 Dan Price 2001
 Herb Pryor 1971-73, 1978
 Jesse Pryor 1996-99
 Giovanni Pupo 2000-03
 Koji Pupo 2004-07

-Q-

Joe Quartuccio 1969
 Tom Quinlan 1972

-R-

Sean Rand 2005
 Jeremy Randle 1991-92
 Zach Randle 1991
 Mike Randolph 1977-78
 Rick Raymond 1980
 Matt Rebut 2000
 Craig Reese 1984-85
 Lee Reiber 1990-92
 Jody Reinoehl 1990
 Jason Reuss 2001-02
 Derek Rodriguez 2005
 Gabriel Rodriguez 1984
Rance Roundy 2007-SA
 Brad Ross 2004
 John Rice 1982
 Stan Rice 1981
 Ron Richard 1990
 Gene Roberts 1977
 Bill Robinson 1976-77
 Ron Rocco 1976

Ed Rogich 1976
 Greg Roscoe 1986-87
 Matt Rosemeyer 1994
 Butch Ross 1983
 Ryan Ruiz 2001-04
 Tony Russo 1986
 Mike Ryser 1984-85

-S-

Chris Sadoris 2006-07
 Russ Sanserino 1965-67
 Elliott Sarabia 1998-99
 Tom Sauer 1979-80
 Joe Sawaia 1987-90
 Bill Scheffels 1995-99
 Ben Scheinbaum 2001-04
 Scott Scherr 1994
 Bill Scherrer 1975
 John Schilling 1975-76
 Mark Schnabel 1976
 Lance Schuermann 1991
 Tony Schuler 2001-02
 Jarrett Scott 1997
 Tony Scott 1981-82
 Ricky Scruggs 1990-91
Xavier Scruggs 2006-SA
 David Seccombe 2002-04
 Beaux Selznick 1997
 Steve Sepersky 1983
 Greg Severin 1982
 Denny Seybert 1999-00
 Garrett Shitanishi 1999-2003
 JC Sibley 2005
 Drew Siler 1986
 Jon Sims 1988
 Larry Simms 1987-89
Stephen Singer 2007-SA
 Kevin Skogley 2004, 06-07
 Mike Slavenski 1975-78
 A.C. Smith 1997-00
 Bonnie Smith 1968
 Brett Smith 1984
 Chris Smith 1981-82
 Doug Smith 1979-80
 Jimmy Smith 1997-99
 Keith Smith 2006-07
 Nate Smith 1997-98
 Terry Smith 1975
 Wymon Smith 1977
 Mike Snyder 1983
 Dan Soaib 1992
 Saul Soltero 1986
 Ty Soto 2004
 Larry Spickert 1973-74
 Rich Stanley 1972-73
 John Stein 1983-85
 Jordan Stevens 1985
 Ron Stock 1968
 Matt Stoner 1999
 Mel Stottlemeyre 1983-84
 Todd Stottlemeyre 1984
 Mike Strobel 1990
 Zach Strong 2000-01
 Ken Stuler 1968
 Dave Sturdivant 1985-88
 John Sullivan 1994
 Don Sutherland 1979

-T-
 Kyle Tabeek 2004-05
 Ryan Tabor 2006-07
 Hank Tagle 1989-91
 Paul Tanner 1996
 Justin Tellam 2004-05
 Tom Tellman 1975
 Demond Thompkins 1992-93
 Bobby Thompson 1983-84

James Thompson 2003
 Doug Thornton 2001-02
 Pat Tiedemann 1975
 Jeremiah Tipton 1997-98
 Taz Toogood 1997
 David Trujillo 2001-02
 Aaron Turnier 1992
 Pete Twyman 1975

-U-

Robert Uithoven 1992-94
 Ralph Ulivarri 1975
 Johnny Uriegas 2003-04

-V-

Fernando Valenzuela Jr. 2003
 Robbie Van 2001-03
 Doug VanderWeele 1989-91
 Robert VanKirk 2002-03
 Joe Vargas 1975
 Mike Vaughn 1974
 Scott Vincent 1995-96
 Jason Vogel 1996
 Jake Vose 2003-04

-W-

Matt Wagner 2003-06
 Al Walker 1971
Braden Walker 2005-SA
 Randy Ward 1980-81
 Jason Warren 1997
 Donnie Watts 2000-03
 Rick Weber 1974-75
 Jeremy Weinberg 2002
 Kevin Weintz 1984
 Charles Weir 1970-71
 Billy Wells 1984-85
 Jim Bob Wells 1986
 Arin Wesnitzer 1995
 Bob Whatcott 1982
 Brian Whitaker 1985
 Gary White 1977-80
 Peter White 2003-04
 Steve White 1992-94
 Mike Whitemaine 1973-76
 James Wickman 2002-03
 Joe Wickman 2002-03
 Bill Wight 1989
 Paul Wilhelmsen 1987
 Ted Wilkes 1995-96
 Glenn Willard 1975
 Matt Williams 1984-86
 Ted Williams 1987-88
 Mark Wilson 1974
 Brandon Witkow 1994
 John Wolff 1975-76
 Jeff Wolfe 1979-80
 Ryan Woodward 1997
 Dan Worthen 1969, 1971

-Y-

Nate Yeskie 1994-96
 Bobby Yount 1974-77
 Mark Yurovchak 1992

-Z-

Albert Zerega Jr. 2005-06
 Glenn Zielinski 1984
 Mike Zipser 1996-98
 Chris Zockoll 1969-72

*2008 Players in **Bold**

MATT WILLIAMS

#15 RETIRED JERSEY

Matt Williams is the first and only player in UNLV baseball history to have his jersey retired. The ceremony took place during halftime of the Runnin' Rebels-Florida basketball game at the Thomas & Mack Center on Dec. 22, 1990.

Williams, who was inducted into the UNLV Athletic Hall of Fame in 1997, became just the sixth UNLV athlete to have his or her jersey retired at that time. He joined the honorable ranks of Sidney Green (basketball), David Cohen and Robbie Ryerson (soccer), Randall Cunningham and Elbert "Ickey" Woods (football), and Misty Thomas (women's basketball). The list now also includes Pauline Jordan (women's basketball), Larry Johnson, Stacey Augmon, Glen Gondrezick and Reggie Theus (men's basketball), and Lori Harrigan (softball).

Williams played at UNLV from 1984-86. He was baseball's first preseason All-America selection in 1986. He bat-



Matt Williams slugged 58 home runs and drove in 217 runs in his outstanding career.

ted .351 with 25 home runs and 89 RBIs and was chosen a 1986 consensus First Team All-American by Baseball America, The Sporting News and Collegiate Baseball.

Williams, who played his high school ball at Carson City in Nevada, led UNLV to a 118-69-1 record (.630) during his career and an NCAA playoff appearance in 1984. He is UNLV's all-time home run king with 58.

Williams went third in the 1986 draft as the number one pick of the San Francisco Giants, making him the highest drafted player in UNLV baseball history. In 1990, Williams became the most prolific run-producing third baseman in Giants' history with 122 RBIs, surpassing Mel Ott's 116 from 1938.

Williams was the 1990 National League All-Star third baseman, batting .277 with 33 home runs and 171 hits. In 1991, Williams hit 34 homers to break the Giants' single-season record for home runs by a third basemen which was established by Jim Hart in 1968 and tied by Williams' own 33 home runs in 1990. In 1993, he hit 38 home runs, batting .294, and was selected to the Associated Press Major League All-Star Team. In 1994, he led the major leagues with a career-high 43 home runs in a strike-shortened season and started in his first All-Star game at third base.


In 1996, Williams was traded during the off-season to the Cleveland Indians and was instrumental in guiding Cleveland to the 1997 World Series. He is also a four-time Golden Glove Award winner (1991, 1993, 1994 and 1997).

Williams joined the Arizona Diamondbacks in 1998. With the



Diamondbacks, he reached the pinnacle of baseball, winning the 2001 World Series over the New York Yankees in what many have called one of the most exciting World Series ever played. Williams hit a three-run homer in the seventh inning as the Diamondbacks

posted a 4-0 victory over the New York Yankees in game two of the 2001 World Series. Williams retired at the end of the 2004 season, finishing his 17-year career with 378 home runs, 1,218 RBI and 1,878 hits.



Standing (L to R): Matt's parents Arthur and Sarah and former head coach Fred Dallimore.

Matt Williams - FIRST TEAM ALL-AMERICA (1986)

	G	AB	R	H	2B	3B	HR	RBI	SB	AVG.	PO	A	E	AVG.
1984	70	283	55	91	16	2	12	55	10	.322	126	210	24	.933
1985	60	225	86	70	13	1	21	73	5	.311	116	210	13	.962
1986	57	231	82	81	15	2	25	89	8	.351	116	180	17	.946
CAREER	187	739	223	242	44	5	58	217	23	.327	358	600	54	.947


#13 - FRED DALLIMORE



FRED DALLIMORE #13 RETIRED JERSEY

Former UNLV head coach Fred Dallimore had his #13 jersey retired prior to the 1997 season opener against UCLA on Jan. 31, 1997, at Earl E. Wilson Stadium.

Dallimore and former UNLV great Matt Williams also had their jersey numbers unveiled that are permanently displayed on the 12' high outfield fence in



UNLV legend Fred Dallimore won 794 over 23 seasons as the head coach of the Rebels.

the alley ways. Dallimore, along with former Runnin' Rebel head coach Jerry Tarkanian, are the only two coaches to have their numbers retired in UNLV history (Tark #2).

Dallimore was the head coach of the Hustlin' Rebels for 23 seasons (1974-96). He compiled an overall record of 794-558-2 (.587). He ranked 31st on the NCAA All-Time Winningest Division I Coaches list at the time of his retirement. He arrived in Las Vegas in 1969 and was an assistant coach at UNLV under Bob Doering from 1969-73.

UNLV appeared in the NCAA Tournament seven times under Dallimore, including an appearance in 1996 in the NCAA South II Regional. The 1996 Rebels compiled an overall record of 43-17 and captured the Big West Tournament Championship with victories over nationally ranked UC Santa Barbara, Cal State Fullerton and Long Beach State. The .717 winning percentage was the second highest in the program's history.


Dallimore guided the Rebels to a staggering 19 .500 or better winning percentage seasons in 23 years and 19 30-win or better seasons over 21 years. UNLV won 40 or more games eight times, including a school-record 53 victories in 1980. The 1980 club finished second in the NCAA Midwest Regionals and were one victory away from advancing to the College World Series. The 1980 squad was inducted into the UNLV Athletic Hall of Fame on Sept. 16, 1994. In his 23 seasons as head coach, UNLV averaged 34.5 wins a season.



(L to R): Athletic Director Charles Cavagnaro, Brian Dallimore, Alice Dallimore, University Regent Mark Alden and Fred Dallimore.


UNLV ALL-TIME COACHING RECORDS

NOTE: "Chub" Drakulich was head coach in the 1960s, however, baseball records were not kept until the 1967 season.



Bob Doering
(1967-73)

Years 7
W 158
L 127
T 3
PCT .554



Fred Dallimore
(1974-96)

Years 23
W 794
L 558
T 2
PCT .587



Rod Soesbe
(1997 -2001)

Years 5
W 129
L 155
T 0
PCT .454



Jim Schlossnagle
(2002-03)

Years 2
W 77
L 47
T 0
PCT .621



Buddy Gouldsmith
(2004-SA)

Years 4
W 125
L 119
T 0
PCT .512



1978 NCAA Rocky Mountain Regional
Tempe, Arizona - May 26-28, 1978




1980 NCAA Midwest Regional
Tulsa, Oklahoma - May 22-25, 1980



1981 NCAA Mideast Regional
Ann Arbor, Michigan - May 22-25, 1981



1984 NCAA Central Regional
Austin, Texas - May 25-27, 1984




1988 West II Regional
Tempe, Arizona - May 27-29, 1988




1989 NCAA Central Regional
College Station, Texas - May 25-27, 1989



1996 NCAA South II Regional
Baton Rouge, Louisiana - May 23-26, 1996



2003 NCAA Arizona State Regional
Tempe, Arizona - May 30 - June 1, 2003



2004 NCAA Stanford Regional
Palo Alto, California - June 4-6, 2004



2005 NCAA Tempe Regional
Tempe, Arizona - June 3-5, 2005




Ralph Garcia

RALPH GARCIA (1967-70)

Garcia is UNLV's all-time strikeout king with 462 strikeouts in 343.2 innings pitched. He is one of only four pitchers in UNLV history to record 30 career victories. He was 30-22 with a season best record of 10-5 in 1969. That same year, he established the single-season school record with 144 strikeouts. His record stood for over a quarter of a century until Nate Yeskie threw 147 strikeouts to overtake the title in 1995. Garcia went on to play for the San Diego Padres.

HERB PRYOR (1971-73, 1978)

Pryor is UNLV's all-time career leader




Herb Pryor

in ERA (2.54), innings pitched (453) and complete games (40) and is tied for the lead in career victories (35) and shutouts (4). He is one of only four pitchers in UNLV history to record at least 30 career victories (35-21). He pitched the school's first no-hitter and only perfect game on March 16, 1971 against Colorado. Pryor was a member of UNLV's first playoff team in 1978 when the Rebels compiled a 44-20 record. He was 14-4 with a 2.42 ERA in 148.2 innings pitched that year.

MATT WILLIAMS (1984-86)

Williams is UNLV's all-time home run king with a school record 58 career home runs and is perhaps the best player in UNLV baseball history. In 1990, he became the first and only player in UNLV baseball history to have his jersey (#15) retired. Williams was a 1986 consensus first-team All-American by Baseball America, The Sporting News and Collegiate Baseball. He went third in the 1986 draft as the number one pick of the San Francisco Giants, making him the highest drafted player in UNLV baseball history. Williams has enjoyed an outstanding major league career. He is a four-time Golden Glove Award winner and four-time all-star. He was also the 1994 major league home run king with a career-high 43 for the season. Williams retired at the end of the 2004 season, finishing his 17-year career with 378 home runs, 1,218 RBI and 1,878 hits.



Matt Williams

advanced to the final game of the NCAA Midwest Regional at Tulsa, OK but lost 12-0 to California. The 1980 team set school records for most victories in a season (53), longest winning streak (20 games) and most total bases (1,191 – a total later tied by the 1981 team). The 1980 Rebels also rank fifth in school history in single-season batting average (.326), third for runs scored (538), second in extra base hits (251), triples (36) and stolen bases (124), and tied for second with the 1973 team for earned run average (3.35).

1980 TEAM

The 1980 UNLV baseball team compiled a 53-13-1 record (.799) under Coach Fred Dallimore. The team



1980 UNLV baseball team



Hazel and Earl Wilson



The UNLV baseball program boasts one of the top 15 facilities in college baseball. The 3,000-seat Earl E. Wilson Baseball Stadium at Roger Barnson Field is a beautiful attraction, drawing the best teams in college baseball to Las Vegas.

The home of the Rebels received close to \$25,000 in renovations in December of 2007, as the stadium received a new playing surface. The old infield was removed, new infield dirt was brought in and the infield was laser-leveled and finish graded. A new infield irrigation system was installed, new infield sod was laid, as well as new grass along the edge of the outfield and the area behind home plate.

The stadium dedication was held on Saturday, January 29, 1994 in conjunction with the UNLV Alumni game. A crowd of 2,500 attended the game and grand opening ceremonies.



The infield at Earl E. Wilson Stadium was renovated in December of 2007 in time for the Rebels' 2008 season.

A gift of \$1.2 million was used for the construction of Wilson Stadium. The total gift of \$6.6 million was donated from the estate of the late Earl and Hazel Wilson.

The Wilsons, married for over 50 years, came to Las Vegas in the 1930's and were involved in a number of Las Vegas business ventures. Earl Wilson held a gaming license since 1948 and was a major stockholder in the Golden Nugget Hotel. He once played semi-professional baseball in Oregon and was an avid golfer.

"Earl was a big baseball fan," said Mel Wolzinger, who is the co-trustee of the Wilson Estate. "Baseball was one of his great loves. It's a great honor to have his name associated with this outstanding facility. The stadium is a first class facility, which symbolizes the first class people that Earl and Hazel were.

"The Wilsons were involved in the Las Vegas community for more than 50 years. It's a great tribute that they could help the University of Nevada, Las Vegas both academically and athletically with this donated gift."

Ground was broken on August 2, 1993, and the stadium was completed in January of 1994. The stadium features two types of seats - 2,500 theater-type seats and 500 bleacher-back seats. Other assets include a 60-foot



ROGER BARNSON



enclosed press box, restrooms and concession areas for fans, a public address system, batter's eye in center field, a backstop, paved parking for 400 cars, and stadium entrance complete with disabled access (tunnel and ramp).

The UNLV baseball program will begin its 35th season playing on the baseball diamond, which is situated on the northwest corner of the campus.

Originally named Hustlin' Rebel Field, the ballpark's official stadium dedication was held on April 1, 1973 when the USC Trojans defeated the Rebels 9-2 in front of nearly 1,500 fans.

From 1980-93, the ballpark was renamed in honor of the late UNLV assistant athletic director, Roger Barnson. An avid baseball supporter and former mound ace at Arizona State University, Barnson lost his life in an automobile accident on March 14, 1980.

Television arrived at the UNLV baseball diamond in May of 1977 when the University of Hawaii televised a three-game series with UNLV.

In May of 1977, the stadium attendance record was set when over 5,000 people crammed into Rebel Field to watch the Kenny Rogers Celebrity-News Media Softball Game benefiting the Nevada Special Olympics.

Night baseball came to UNLV when lights were installed in June of 1982. The lights consist of eight stan-

dards for a total of 144 fixtures, with 1,500 watt metal halide. The lights, which came to a total cost of \$180,000, were installed by Stratton Electric of Las Vegas.

In July of 1984, the infield grass was replaced with Santa Ana Hybrid, and the infield dirt was replaced with crushed brick added with a powder stabilizer from Phoenix, Arizona. In August of 1997, the infield was replaced with Aquarius soil underneath and infield dirt from Las Vegas rock infield mix. The outfield fence was also replaced and now stands twelve feet high. The fence, in place since the 1997 season, displays advertising.

In September of 1984, a \$155,000 scoreboard was installed beyond the left field fence by Young Electric Sign Company. The scoreboard stands 35 feet high with "message grams" on both sides of the board.

Former Rebel head coach Fred Dallimore worked on the project for two years. He helped negotiate a lease purchase arrangement with Young Electric Sign Company. "The one item I would like to stress is that the scoreboard will not take anything away from the educational dollars that the state provides for the University," Dallimore said, in 1984.

The park dimensions are 335 feet down the left and right field lines, 375 feet in the power alleys, and 400 feet to straightaway center field.



ROGER JOE BARNSON

Dec. 17, 1938 - Mar. 14, 1980

UNLV Assistant Athletic Director
1972-1980

UNLV Assistant Football Coach
1968-1972

Roger Barnson completed 12 years of service to the UNLV athletic program. He was an assistant football coach working with the defensive secondary for five years. He spent his final seven years as an assistant athletic director. An avid baseball supporter and former pitcher at Arizona State, Barnson lost his life in a tragic automobile accident on March 14, 1980.

GRAND OPENING DEDICATION JAN. 29, 1994

It took the hard work of many individuals and on Jan. 29, 1994, the Earl E. Wilson Baseball stadium, a state-of-the-art facility on the UNLV campus, was officially dedicated. Opening day ceremonies, attended by a crowd of 2,500, the largest home crowd in UNLV baseball history, included alumni games, a home-run derby, free barbecue for all fans, and the actual dedication ceremonies.

The stadium was made possible by a \$1.2 million gift from the estate of


the late Earl and Hazel Wilson.

A home-run derby was held featuring UNLV alumnus and National League All-Star Matt Williams of the Arizona Diamondbacks. Williams, a four-time gold glove winner, wowed the crowd with long shots over the left field fence, then switched to the left side to launch one out over the right field fence on his final swing.


The dedication ceremony featured presentations of honorary jerseys to Jay Brown and Mel Wolzinger, co-trust-

ees of the Wilson estate. Following the formal presentations, Wolzinger threw out the ceremonial first pitch.

It was a great day for all those who attended the festivities. Drawings were held throughout the alumni baseball game and lucky fans won autographed baseballs, bats, Rebel baseball hats and shirts. The alumni game was won by the UNLV alumni by the score of 15-14 when Williams' sacrifice fly in the top of the ninth broke a 14-14 tie.



Mel Wolzinger, co-trustee of the Earl E. Wilson estate, throws out the ceremonial first pitch.



Fred Dallimore acknowledges the crowd during opening ceremonies.



Left to Right: Former Head Baseball Coach Fred Dallimore, Mel Wolzinger and Jay Brown at ribbon cutting ceremonies.

THE KEYSER GIFT



Left to right: Bob Keyser, Dorothy Keyser and former Head Coach Fred Dallimore.

Longtime Nevada residents Dorothy and Bob Keyser announced a gift to the University of Nevada, Las Vegas baseball team in 1989 which is used to fund scholarships for Rebel baseball players. Keyser, former owner of Coors of Las Vegas, donated a portion of the Keyser Company properties, valued at approximately \$325,000 to the UNLV baseball program. Keyser passed away in 1995 after a long illness. He is survived by his wife Dorothy. As a shareholder in this property, UNLV baseball will derive semi-annual income payments which will be deposited into the scholarship account for student-athletes on the baseball team.

The Keyser gift will provide approximately \$15,000 annually to fund scholarships for three student-athletes in perpetuity.

The Keyser's have enjoyed a long-standing relationship with former UNLV head coach Fred Dallimore and the Rebel baseball program, donating generous annual gifts to Rebel baseball.

"Fred (Dallimore) is a fine gentleman and a great coach," Keyser said in 1989. "That is why Dorothy and I wanted to make this contribution to UNLV."

"This was the first major donation to the UNLV baseball program," Dallimore said in 1989. "The Keyser's will enable us to put our program on more solid financial footing."

Keyser was the first to provide endowed scholarships for baseball. The endowment allows the baseball coach to utilize the funds currently allocated to scholarships for operating dollars to further enhance the program.



THE UNIVERSITY