



ANDY GROSSMAN • ASSOCIATE ATHLETICS DIRECTOR/STRATEGIC COMMUNICATIONS • 4505 MARYLAND PARKWAY • LAS VEGAS • NV • 89154-0004
OFFICE: 702-895-3995 • CELL: 702-630-3949 • EMAIL: ANDY.GROSSMAN@UNLV.EDU • TWITTER: @UNLVSID

THURSDAY, DECEMBER 6, 2018

2018-19 SCHEDULE/RESULTS

Record: 4-3 Home: 4-3
 MW: 0-0 Away: 0-0
 vs. Top 25: 0-0 Neutral: 0-0

Date	Opponent	Time/Res.	TV
11/2	MSU Billings (Exhibition)	W, 83-81	MWN/UNLVRebels.com
11/10	LOYOLA MARYMOUNT	L, 61-50	AT&T SportsNet
11/13	UC RIVERSIDE	W, 72-51	MWN/UNLVRebels.com
11/16	OAKLAND	W, 74-61	MWN/UNLVRebels.com
11/20	PACIFIC	W, 96-70	AT&T SportsNet
11/23	SOUTHERN UTAH	W, 76-71	MWN/UNLVRebels.com
11/28	VALPARAISO ~	L, 72-64	AT&T SportsNet
12/1	CINCINNATI	L, 65-61	CBS Sports Network
12/8	at Illinois	11:00 AM	Big Ten Network
12/15	vs. BYU @	5:30 PM	ESPN2 or ESPN3
12/22	at Hawaii #	2:00 PM	ESPNU
12/23	vs. Colorado or Indiana St. #	1:30 or 4 PM	ESPN2 or ESPNU
12/25	vs. TBD #	TBD	ESPN2 or ESPNU
1/2	COLORADO STATE *	7:30 PM	CBS Sports Network
1/5	WYOMING *	7:00 PM	ESPN3
1/8	at New Mexico *	8:00 PM	ESPN2
1/16	at Air Force *	8:00 PM	ESPNU
1/19	SAN JOSE STATE *	4:30 PM	AT&T SportsNet
1/22	NEW MEXICO *	7:00 PM	CBS Sports Network
1/26	at San Diego State *	5:00 PM	CBS Sports Network
1/29	UNR *	8:00 PM	ESPN2
2/2	at Utah State *	1:30 PM	AT&T SportsNet
2/6	at Boise State *	8:00 PM	ESPNU
2/9	FRESNO STATE *	2:00 PM	ESPN3
2/12	AIR FORCE *	7:30 PM	CBS Sports Network
2/16	at San José State *	2:00 PM	AT&T SportsNet
2/19	at Wyoming *	7:00 PM	CBS Sports Network
2/23	SAN DIEGO STATE *	7:00 PM	ESPNU
2/27	at UNR *	8:00 PM	CBS Sports Network
3/2	BOISE STATE *	7:30 PM	CBS Sports Network
3/9	at Colorado State *	1:00 PM	ESPN3
3/13-16	MW TOURNAMENT %	TBD	TBD

Home games in BOLD CAPS
 ~ - Mountain West/Missouri Valley Challenge
 @ - at T-Mobile Arena, Las Vegas (precedes Saint Mary's vs. LSU)
 # - Hawaiian Airlines Diamond Head Classic, Honolulu, Hawaii
 (other teams: Bucknell, Charlotte, Rhode Island, TCU)
 * - Mountain West game
 % - Mountain West Tournament, Thomas & Mack Center, Las Vegas
 All times Pacific

QUICK FACTS

Location: Las Vegas, NV 89154
 Founded: 1957
 Enrollment: 30,470
 Nickname: Runnin' Rebels
 Colors: Scarlet & Gray
 Acting President: Marta Meana
 Director of Athletics: Desiree Reed-Francois
 Conference: Mountain West
 Arena: Thomas & Mack Center
 Capacity: 18,000
 Record in Arena: 482-121 (.799)/36th season
 All-Time Record: 1,275-556 (.696)/61st season
 All-Time vs. Current MW: 349-168 (.675)
 Head Coach: Marvin Menzies
 UNLV Record: 35-37 (.486)/3rd season
 Career Record: 233-148 (.612)/12th season
 UNLV's 2017-18 Record: 20-13/8-10 MW (T-7th)
 2018 Postseason: None

UNLV AT ILLINOIS EARLY ON SATURDAY

Runnin' Rebels' first road game of the season scheduled for 11 a.m. PT



UNLV (4-3, 0-0 MOUNTAIN WEST)

at



ILLINOIS (2-7, 0-2 BIG TEN)



DATE: Saturday, December 8
TIME: 11 a.m. PT / 1 p.m. CT
SITE: State Farm Center (15,500), Champaign, Illinois
TV: Big Ten Network (Jeff Levering, Deon Thomas)
RADIO: ESPN Radio 1100 AM (Jon Sandler, Robert Smith, sideline reporter: Steve Cofield)
AUDIO: UNLV Gameday App/TuneIn & UNLVRebels.com
STATS: Live Stats at Gameday App & UNLVRebels.com

The UNLV men's basketball team (4-3) will head out on the road for the first time this season as it travels to Champaign, Illinois, to face Illinois (2-7) on Saturday, Dec. 8 at 11 a.m. PT/1 p.m. CT.

The Runnin' Rebels had won four straight games from Nov. 13-23, but have lost their last two. UNLV is coming off a 65-61 loss last Saturday to Cincinnati, which closed its season-opening seven-game home-stand.

UNLV is led in scoring by senior guard Kris Clyburn's 11.7 ppg, while senior forward Shakur Juiston is averaging just shy of a double-double with 11.0 ppg and a team-leading 9.6 rpg. Juiston is fourth in the Mountain West in rebounding and ranks 33rd in the country. Sophomore guard Amauri Hardy is also averaging double figures in scoring at 10.3 ppg. Sophomore forward Mbacke Diong leads the team and league in blocks (2.3 bpg, 31st in the nation), while senior guard Noah Robotham is the team's assists leader (3.9 apg).

Illinois has lost three straight games, including two in conference play: at Notre Dame (76-74), at Nebraska (75-60) and vs. Ohio State (77-67). The Fighting Illini have three players averaging double figures in scoring: Trent Frazier (15.2 ppg), Ayo Dosunmu (12.3 ppg) and Aaron Jordan (10.6 ppg). Giorgi Bezhanishvili is the team's leading rebounder (4.9 rpg), while Frazier also leads in assists (3.4 apg). Illinois is 2-1 at home with wins over Evansville (99-60) and Mississippi Valley State (86-67) and a loss to Georgetown (88-80).

Saturday's game will be televised by the Big Ten Network with Jeff Levering and Deon Thomas calling the action. Jon Sandler, former Runnin' Rebel Robert Smith, and Steve Cofield (sideline reporter) will handle the UNLV radio call, which may be heard live on ESPN Radio 1100 AM and online via the UNLV Gameday App and TuneIn (link at UNLVRebels.com).

FOLLOW THE RUNNIN' REBELS ON SOCIAL MEDIA



/UNLVRunninRebelBasketball
 /UNLVAthletics



@TheRunninRebels
 @UNLVAthletics



/UNLVRunninRebels
 /UNLVAthletics



/UNLVAthletics



/UNLVAthletics

UNLVREBELS.COM

5TH-BEST WINNING PERCENTAGE OF ALL-TIME • 20 NCAA TOURNAMENT APPEARANCES • 1990 NATIONAL CHAMPIONS • FOUR FINAL FOUR APPEARANCES • 10 SWEET 16 APPEARANCES

**ASSOCIATED PRESS POLL**

Week 5 - Monday, December 3

RANK	TEAM	RECORD	VOTES
1	Gonzaga (43)	8-0	1578
2	Kansas (19)	6-0	1539
3	Duke (1)	7-1	1463
4	Virginia (1)	7-0	1367
5	Michigan	8-0	1339
6	UNR	8-0	1300
7	Tennessee	6-1	1238
8	Auburn	6-1	1154
9	Kentucky	7-1	1070
10	Michigan State	6-2	915
11	Florida State	6-1	871
12	Wisconsin	7-1	809
13	Texas Tech	7-0	783
14	North Carolina	6-2	782
15	Virginia Tech	6-1	675
16	Kansas State	6-1	629
17	Buffalo	7-0	515
18	Iowa	6-1	417
19	Ohio State	7-1	385
20	Arizona State	7-0	384
21	Villanova	6-2	356
22	Mississippi State	6-1	243
23	Maryland	7-1	204
24	Nebraska	7-1	176
25	Furman	8-0	101

OTHERS RECEIVING VOTES: Purdue 100, Syracuse 62, Marquette 47, Iowa State 46, Texas 44, Creighton 42, St. John's 39, Houston 30, NC State 14, Indiana 13, Arizona 12, Louisville 11, Clemson 11, TCU 9, Radford 9, Oregon 3, Arkansas 3, UCLA 3, Notre Dame 3, Florida 2, Boston College 2, Oklahoma 1, Davidson 1

DROPPED FROM RANKINGS: Texas 17, Oregon 18, Purdue 19

USA TODAY COACHES' POLL

Week 5 - Monday, December 3

RANK	TEAM	RECORD	VOTES
1	Gonzaga (21)	8-0	788
2	Kansas (10)	6-0	771
3	Duke	7-1	712
4	Virginia	7-0	704
5	Michigan (1)	8-0	680
6	UNR	8-0	629
7	Tennessee	6-1	618
8	Kentucky	7-1	547
9	Auburn	6-1	534
10	Michigan State	6-2	483
11	Florida State	6-1	405
12	North Carolina	6-2	389
13	Texas Tech	7-0	387
14	Virginia Tech	6-1	359
15	Kansas State	6-1	346
16	Wisconsin	7-1	322
17	Ohio State	7-1	249
18	Buffalo	7-0	241
19	Iowa	6-1	185
20	Arizona State	7-0	156
21	Villanova	6-2	143
22	Mississippi State	6-1	124
23	Maryland	7-1	120
24	Purdue	5-3	89
25	Nebraska	7-1	73

OTHERS RECEIVING VOTES: Houston 58, Iowa State 33, St. John's 33, Creighton 32, Furman 30, UCLA 28, Clemson 24, Texas 24, Syracuse 22, NC State 11, Oregon 9, Indiana 8, Cincinnati 8, West Virginia 5, UCF 5, LSU 5, Pittsburgh 5, Florida 2, North Texas 2, Marquette 1, Radford 1

DROPPED FROM RANKINGS: Texas 17, Oregon 21, Clemson 24

THE UNLV RUNNIN' REBELS (4-3, 0-0 MOUNTAIN WEST)

- The 2018-19 season marks the third at UNLV for head coach Marvin Menzies. Prior to coming to UNLV, he spent the previous nine years as head coach at New Mexico State where he compiled a 198-111 (.641) record. His current career record is 233-148 (.612) and he is 35-37 (.486) at UNLV.
- Coming to UNLV was actually a return to Las Vegas for Coach Menzies. He spent a year with the Runnin' Rebels on Lon Kruger's staff in 2004-05 as an assistant coach.
- The Runnin' Rebels opened the season with seven straight games at the Thomas & Mack Center and will now travel for the first time for the game at Illinois.
- Senior forward Shakur Juiston is UNLV's leading returning scorer. He averaged a double-double with 14.6 points and 10.0 rebounds per game last season. He shot 63.9 percent from the field, which ranked seventh in the country and No. 5 on the all-time UNLV seasonal chart. He also tallied 15 double-doubles last year, which ranked 20th in the nation. Juiston was named second-team All-Mountain West and second-team All-District 17 (NABC) last year.
- UNLV has two other seniors this season: point guard Noah Robotham, a transfer from Akron, who is from Las Vegas, and guard Kris Clyburn, who is in his third season at UNLV.
- Last year's team won 20 games, which was its highest win total in four years. It also marked a nine-game improvement in the win column from the previous season. Key losses from last year include Mountain West Freshman of the Year Brandon McCoy and seniors Jovan Mooring and Jordan Johnson. All three averaged double figures in scoring.
- This year's team returns seven student-athletes who played last season, which is the most for the program from the previous season in seven years.
- This year's roster has a total of 11 freshmen and sophomores.
- UNLV was picked to finish sixth in this year's Mountain West race by the media in October.
- The Runnin' Rebels are led this season in scoring by senior guard Kris Clyburn's 11.7 ppg, while senior forward Shakur Juiston is averaging just shy of a double-double with 11.0 ppg and a team-leading 9.6 rpg. Juiston is fourth in the Mountain West in rebounding and ranks 3rd in the country. Sophomore guard Amauri Hardy is also averaging double figures in scoring at 10.3 ppg. Sophomore forward Mbacke Diong leads the team and league in blocks (2.3 bpg, 31st in the nation), while senior guard Noah Robotham is the team's assists leader (3.9 apg).
- So far this season, UNLV leads the MW in scoring defense, allowing just 64.4 ppg. UNLV is also first in offensive rebounding (14.7 rpg, 12th in the country) and blocks (5.0 bpg, 39th in the country). The Runnin' Rebels rank second in the league in rebound margin (+11.0, 11th in the country), rebounds per game (41.0 rpg, 36th in the country) and limiting their opponents rebounds (30.0 rpg).

THE ILLINOIS FIGHTING ILLINI (2-7, 0-2 BIG TEN)

- Illinois has lost three straight games, including two in conference play: at Notre Dame (76-74), at No. 24/25 Nebraska (75-60) and vs. No. 19/17 Ohio State (77-67).
- The Fighting Illini have three players averaging double figures in scoring: Trent Frazier (15.2 ppg), Ayo Dosunmu (12.3 ppg) and Aaron Jordan (10.6 ppg). Giorgi Bezhanishvili is the team's leading rebounder (4.9 rpg), while Frazier also leads in assists (3.4 apg).
- Illinois is 2-1 at home with wins over Evansville (99-60) and Mississippi Valley State (86-67) and a loss to Georgetown (88-80).
- The team is scoring 76.3 ppg, while its opponents are averaging 77.2 ppg.
- On Wednesday vs. Ohio State at the United Center in Chicago, Frazier and Kipper Nichols each scored 18 points and Illinois led at the half (38-34). The Illini outscored the Buckeyes 16-4 in the last six minutes of the first half, turning a 30-22 deficit into a four-point lead. However, Illinois shot just 27.3 percent in the second half (9 for 33).
- Illinois was 14-18 overall last season, finishing tied for 11th in the Big Ten with a 4-14 league mark.
- Head coach Brad Underwood is in his second year at Illinois with a record of 16-25 (.390) and in his sixth year overall with a career mark of 125-52 (.706).
- Illinois returns six letterwinners, including two starters from last year's team.

SERIES HISTORY

- This will mark the seventh meeting between Illinois and UNLV in men's basketball.
- Illinois leads the all-time series 4-2.
- UNLV is 1-0 on the road vs. Illinois (game was played in Chicago in 2011), but has never played in Champaign.
- UNLV won the last meeting (89-82), which was last season (Dec. 9) at the MGM Grand Garden Arena in Las Vegas.
- This will mark the fifth meeting between UNLV and Illinois over the last nine seasons.
- UNLV is 23-13 all-time against teams that currently make up the Big Ten Conference.

UP NEXT

After playing at Illinois, UNLV will return home and face BYU at T-Mobile Arena on the Las Vegas Strip. The National Finals Rodeo is currently being held at the Runnin' Rebels' home arena.

**2018-19 MOUNTAIN WEST STANDINGS**

Through Wednesday, December 5

	MW Games			All Games		
(AP/USA Rank)	W	L	Pct.	W	L	Pct.
UNR (6/6)	0	0	.000	8	0	1.000
Utah State	0	0	.000	7	2	.778
Fresno State	0	0	.000	6	2	.750
New Mexico	0	0	.000	4	2	.667
San Diego State	0	0	.000	5	3	.625
UNLV	0	0	.000	4	3	.571
Colorado State	0	0	.000	4	5	.444
Air Force	0	0	.000	4	5	.444
Wyoming	0	0	.000	3	6	.333
Boise State	0	0	.000	2	5	.286
San José State	0	0	.000	1	6	.143

UNLV'S 2018-19 RECORD WHEN IT...

plays at home	4-3
plays on the road	0-0
plays at a neutral site	0-0
plays a conference game	0-0
plays a home conference game	0-0
plays a road conference game	0-0
plays during the morning	0-0
plays during the afternoon	0-1
plays at night	4-2
plays vs. a non-conference opponent	4-3
leads at halftime	4-2
trails at halftime	0-1
is tied at halftime	0-0
is in an overtime game	0-0
shoots a higher FG% than opponent	3-2
shoots a lower FG% than opponent	1-1
shoots the same FG% as opponent	0-0
takes more shots than opponent	3-1
takes less shots than opponent	1-2
takes the same number of shots as opponent	0-0
shoots 50% or better from field	3-0
shoots less than 50% from field	2-3
shoots a higher 3pt% than opponent	1-0
shoots a lower 3pt% than opponent	3-3
shoots the same 3pt% as opponent	0-0
takes more 3pters than opponent	1-2
takes less 3pters than opponent	3-1
takes the same number of 3pters as opponent	0-0
shoots a higher FT% than opponent	2-1
shoots a lower FT% than opponent	2-2
shoots the same FT% as opponent	0-0
takes more FTs than opponent	2-1
takes less FTs than opponent	1-2
takes the same number of FTs as opponent	1-0
has more rebounds than opponent	4-3
has less rebounds than opponent	0-0
has the same number of rebounds as opponent	0-0
has more assists than opponent	3-1
has less assists than opponent	1-2
has the same number of assists as opponent	0-0
has more turnovers than opponent	2-2
has less turnovers than opponent	2-1
has the same number of turnovers as opponent	0-0
has more fouls than opponent	1-2
has less fouls than opponent	2-1
has the same number of fouls as opponent	1-0
has more blocks than opponent	3-2
has less blocks than opponent	1-0
has the same number of blocks as opponent	0-1
has more steals than opponent	2-0
has less steals than opponent	2-3
has the same number of steals as opponent	0-0
scores 100 or more points	0-0
scores 90-99 points	1-0
scores 80-89 points	0-0
scores 70-79 points	3-0
scores 60-69 points	0-2
scores 59 or fewer points	0-1
allows 100 or more points	0-0
allows 90-99 points	0-0
allows 80-89 points	0-0
allows 70-79 points	2-1
allows 60-69 points	1-2
allows 59 or fewer points	1-0
has a game decided by 1 point	0-0
has a game decided by 2 or 3 points	0-0
has a game decided by 4-9 points	1-2
has a game decided by 10-19 points	1-1
has a game decided by 20-29 points	2-0
has a game decided by 30 or more points	0-0

THE MARVIN MENZIES ERA AT UNLV

The 2018-19 season marks the third for UNLV under head coach Marvin Menzies. He officially became the 13th full-time head coach in the history of Runnin' Rebel basketball in April of 2016 after returning to Las Vegas after nine years as the head coach at New Mexico State, going 198-111 (.641) with the Aggies. Now in his 12th year overall as a head coach, his career record is 233-148 (.612) and he is 35-37 (.486) leading the Rebels. He led his team to the postseason in each of his last five seasons at NMSU and six of the last seven. He was an assistant coach on Lon Kruger's staff at UNLV in 2004-05.

ROSTER MAKEUP

UNLV returns seven student-athletes who played last season, which is the most for the program from the previous season in seven years. The Runnin' Rebels are led this year by seniors Shakur Juiston, a second-team All-Mountain West honoree in 2017-18, Noah Robotham, a Las Vegas who transferred from Akron, and Kris Clyburn, who is in his third year at UNLV. The team has welcomed six freshmen this season. In all, the young team has a total of 11 freshmen and sophomores on this year's roster.

"3-POINT GOAL..." - UNLV HOLDS NCAA RECORD

UNLV holds the NCAA record for most consecutive games scoring at least one 3-pointer. Since the 3-point field goal was adopted by the NCAA in 1986-87, UNLV has converted at least one 3-pointer in all 1,046 games played.

AT THE THOMAS & MACK CENTER

The 2018-19 season marks the 36th year of Runnin' Rebel basketball in the Thomas & Mack Center. UNLV has posted an all-time record of 482-121 (.799) in the arena since it opened in 1983.

AFTER SEVEN GAMES, UNLV HOLDING OPPONENTS TO JUST 64.4 PPG

UNLV is holding its opponents to just 64.4 points per game so far this season, which ranks No. 1 in the Mountain West. The Runnin' Rebels are also first in the conference in offensive rebounding (14.7 rpg, 12th in the country) and blocks (5.0 bpg, 39th in the country). The Runnin' Rebels rank second in the league in rebound margin (+11.0, 11th in the country), rebounds per game (41.0 rpg, 36th in the country) and limiting their opponents rebounds (30.0 rpg).

FRESHMAN LEADS WAY IN SEASON'S FIRST WIN

After going scoreless in six minutes of action in the loss vs. LMU, freshman guard Bryce Hamilton led the Runnin' Rebels in scoring in the win over UC Riverside. Hamilton poured in 16 points on a perfect 5 for 5 shooting night. He was also perfect on 3-pointers, making all three of his attempts. He had four rebounds, an assist and was 3 for 5 from the free-throw line in 23 minutes of action on Nov. 13.

JUISTON LEADS RUNNIN' REBELS TO SECOND STRAIGHT WIN

In UNLV's 74-61 win over Oakland on Nov. 16, senior forward Shakur Juiston resembled last year's version of himself as he led the team with 18 points and had a game-high 10 rebounds for his first double-double of the year. It was the 16th of his career. He was 8 of 13 from the field, adding two assists and a steal in 29 minutes of action.

MANY HIGHLIGHTS IN THIRD STRAIGHT WIN

In UNLV's third straight win, 96-70 over Pacific on Nov. 20, five Runnin' Rebels scored in double figures. Senior guard Kris Clyburn led the way with 17 points on 6 of 9 from the field, including three 3-pointers, sophomore forward Mbacke Diong scored a career-high 16 points on a perfect 7 of 7 shooting, senior forward Shakur Juiston and sophomore guard Amauri Hardy both scored 13 (then-career high for Hardy), and senior guard Noah Robotham pitched in a season-high 11 points. UNLV shot season-high percentages of 62.1 from the field (36 of 58) and 40.7 on 3-pointers (11 of 27). The 11 made 3-pointers is also a season high for the Runnin' Rebels and the most for the squad since draining 13 vs. Air Force during the 2016-17 season. UNLV also recorded a season-high 22 assists and a season-low 11 turnovers.

JUISTON'S SECOND DOUBLE-DOUBLE LEADS TO FOURTH STRAIGHT WIN

Senior forward Shakur Juiston had his second double-double of the season in the win on Nov. 23 vs. Southern Utah (11 points, 16 rebounds). Senior guard Kris Clyburn added a game-high 14 points. Juiston's rebound total was his most in a game since last year against SUU (Nov. 25, 2017) when he also had 16. His career high is 19 vs. Rice last year, which he matched this season vs. Valparaiso.

RUNNIN' REBELS' FOUR-GAME WIN STREAK SNAPPED VS. VALPARAISO

In UNLV's Mountain West-Missouri Valley Conference Challenge game, the team committed a season-high 25 turnovers. The Runnin' Rebels were led by senior forward Shakur Juiston's third double-double of the season with a team-high 14 points and a career-high-tying 19 rebounds. Valpo used a 21-2 run which spanned both halves and scored 31 points off turnovers and added 18 second-chance points.

UNLV DROPS HARD-FOUGHT GAME VS. CINCINNATI

The Runnin' Rebels rallied to get within a single possession three times over the final 3:30, but fell short in a 66-61 loss to Cincinnati last Saturday. Sophomore guard Amauri Hardy scored a career-high 22 points. The Bearcats led from the start and increased their advantage to 12 points on three different occasions in the first half. UNLV missed 11 free throws, going 18 of 29 for the game.



UNLV IN THE 2018-19 MOUNTAIN WEST STATISTICS

Through Wednesday, December 5

Team Category	All Games		MW Games	
	Rank	Stat.	Rank	Stat.
Scoring Offense	9	70.4		
Scoring Defense	1	64.4		
Scoring Margin	4	+6.0		
FT Percentage	11	.647		
FG Percentage	8	.454		
FG Pct. Defense	5	.409		
3FG Percentage	11	.277		
3FG Pct. Defense	9	.378		
Reb. Offense	2	41.0		
Reb. Defense	2	30.0		
3FG Made	11	5.4		
Reb. Margin	2	+11.0		
Blocks	1	5.0		
Assists	9	12.6		
Steals	4	6.6		
Turnover Margin	8	-1.6		
Assist/TO Ratio	11	0.8		
Offensive Rebounds	1	14.7		
Defensive Rebounds	5	26.3		

Individual *		All Games		MW Games	
Category	Player	Rank	Stat.	Rank	Stat.
Scoring					
Rebounding	Shakur Juiston	4	9.6		
	Mbacke Diong	18	5.4		
FG Pct.					
Assists	Noah Robotham	7	3.9		
FT Pct.	Kris Clyburn	2	.952		
Steals	Shakur Juiston	3	1.7		
3FG Pct.					
3FG Made					
Blocks	Mbacke Diong	1	2.3		
Ass/TO Ratio	Noah Robotham	3	2.1		
Off. Reb.	Mbacke Diong	5	2.3		
	Shakur Juiston	8	2.0		
Def. Reb.	Shakur Juiston	3	7.6		
Min. Played	Shakur Juiston	18	29.7		

* Must appear in at least 75% of team's games to be ranked

UNLV IN THE 2018-19 NCAA STATISTICS

Through Wednesday, December 5

Team (Top 75)		Rank	Stat.
Category			
Rebound Margin		11	11.0
Offensive Rebounds Per Game		12	14.71
Total Rebounds Per Game		36	41.0
Blocked Shots Per Game		39	5.0
Scoring Defense		47	64.4
Fewest Fouls		60	131

Individual (Top 75)		Rank	Stat.
Category	Player		
Free-Throw Percentage	Kris Clyburn	6	95.2
Defensive Rebounds Per Game	Shakur Juiston	15	7.57
Blocked Shots Per Game	Mbacke Diong	31	2.29
Rebounds Per Game	Shakur Juiston	33	9.6
Double Doubles	Shakur Juiston	47	3
Total Blocks	Mbacke Diong	59	16



OUT-REBOUNDERS

UNLV has out-rebounded each of its first seven opponents this season. UNLV ranks 11th in the country in rebound margin at +11.0 per game.

CLYBURN EXCELLING FROM THE FREE-THROW LINE

Senior guard Kris Clyburn has excelled from the free-throw line this season, making 20 of his 21 attempts. His percentage of 95.2 currently ranks sixth in the country.

20 WINS LAST SEASON

In Coach Menzies' second year at the helm of the UNLV program (2017-18), the Runnin' Rebels recorded 20 wins, which was their highest win total in four years. It also marked a nine-game improvement in the win column from the previous season.

MORE ON LAST SEASON

The Runnin' Rebels finished the 2017-18 season with an overall record of 20-13 ... UNLV had four players average double figures in scoring and was led by freshman forward Brandon McCoy's 16.9 points per game ... He also led the team in rebounding at 10.3 rebounds per contest ... Shakur Juiston also averaged a double-double with 14.6 ppg and 10.0 rpg ... Jordan Johnson was the team's assist leader with 6.0 per game ... McCoy was named the Mountain West Freshman of the Year and declared for the NBA Draft ... UNLV led the MW in scoring (83.4 ppg) and rebounding (40.5 rpg), ranking 13th and 10th in the nation, respectively.

GETTING IT DONE IN THE CLASSROOM

The Runnin' Rebels are coming off back-to-back semesters with a collective grade point average of at least 3.0 for the first time. The team also set a GPA record with a 3.17 in the spring of 2018.

MOUNTAIN WEST'S SECOND-BEST RECRUITING CLASS

This year's UNLV men's basketball recruiting class has been ranked as high as No. 2 in the Mountain West.

61ST YEAR OF RUNNIN' REBEL BASKETBALL

The 2018-19 year marks the 61st season of Runnin' Rebel basketball at UNLV. Since the program's inception in 1958-59, the Runnin' Rebels have posted an all-time record of 1,275-556 (.696).

FIFTH-WINNINGEST PROGRAM EVER

With an all-time record of 1,245-543 (.696) against four-year American institutions (entering the 2018-19 season), UNLV ranks as the fifth-winningest program by percentage in NCAA Division I history (min. 25 years in Div. I). The only schools ahead of UNLV are Kentucky, North Carolina, Kansas and Duke.

A WINNING PROGRAM

UNLV has finished the season with a winning percentage above .500, 55 times in its 60-year history.

NBA DRAFT PICKS

UNLV had a total of four NBA Draft picks over a four-year span from 2013-16: Anthony Bennett (No. 1 overall in 2013 by the Cleveland Cavaliers), Rashad Vaughn (No. 17 overall in 2015 by the Milwaukee Bucks), Patrick McCaw (No. 38 overall in 2016 by the Golden State Warriors) and Stephen Zimmerman Jr. (No. 41 overall in 2016 by the Orlando Magic).

RUNNIN' REBELS IN THE NBA

As of October, there were six former Runnin' Rebels on NBA rosters. They were Khem Birch (Orlando Magic), Derrick Jones Jr. (Miami Heat), Patrick McCaw (Golden State Warriors), Brandon McCoy (New Orleans Pelicans), Rashad Vaughn (Dallas Mavericks) and Christian Wood (Milwaukee Bucks). Birch, Jones Jr., McCoy and Wood all went undrafted, while McCaw was a second-round selection in 2016 and Vaughn was picked in the first round in 2015.

NEW VIDEO BOARD IN THE THOMAS & MACK CENTER

As part of a \$5 million, multi-year commitment from Boyd Gaming Corporation – the largest corporate commitment in the history of UNLV Athletics – the Thomas & Mack Center has a brand new larger state-of-the-art center-hung video board. The new board, which was installed just prior to the beginning of this year's basketball season, provides over 1,400 square feet of high definition video.

FANTASTIC 20 – ENHANCEMENT TO GAMEDAY EXPERIENCE

New for the 2018-19 season, UNLV Athletics has introduced the FANTASTIC 20 - 20 new initiatives for Runnin' Rebel fans that will be rolled out over the course of the basketball season. For more information, visit UNLVRebels.com.

NEW STUDENT INITIATIVES FOR MEN'S BASKETBALL

A number of new initiatives for students at UNLV men's basketball games have recently been announced, including giveaways, Parties on the Plaza for some of the season's best matchups and a new Rebellion Student Lounge for weekday games. Full information is available at UNLVRebels.com.



TICKETS

Group tickets, mini-plans and single-game tickets are on sale now and may be purchased online at UNLVtickets.com, on the phone at 702-739-FANS (3267) and in person at the Thomas & Mack Center Box Office.

THE MARVIN MENZIES RADIO SHOW

The Marvin Menzies Radio Show airs live on KBAD 920 AM during the first part of the season and switches to ESPN Radio 1100 AM in late December. The show is held from 6-7 p.m. on select weekdays (full schedule at UNLVRebels.com) and originates from Bailiwick at The Orleans Hotel & Casino in Las Vegas. Hosted by Jon Sandler, UNLV Sports Properties' play-by-play voice of the Runnin' Rebels, the show features UNLV men's basketball head coach Marvin Menzies. Former Runnin' Rebel legend and men's basketball radio analyst Robert Smith will also join the show. Guests will be featured frequently throughout the season, including Runnin' Rebel assistant coaches and student-athletes. The show may also be heard live online through TuneIn and through the UNLV Gameday app. Fans are encouraged to attend the show in person, but for those that can't make it questions may be tweeted to [@UNLVonTheRadio](https://twitter.com/UNLVonTheRadio). Shows will be archived on LVSportsNetwork.com. The next show is scheduled for Thursday, Dec. 13.

REBZONE TV SHOW ON FOX 5

Now in its sixth season, KVVU FOX5 is the home of the official UNLV television coach's show. Sports Director Kevin Bolinger joins UNLV head coach Marvin Menzies in the studio Sundays during the season for a unique half-hour of game reviews, previews and program features. The award-winning "RebZone Sports Show" aired Sundays nights at 11 p.m. exclusively on FOX5 following FOX5 News at 10 p.m. Weekend Edition and FOX5 SportsPlus. The show is also available on an archived basis on UNLV Athletics' YouTube channel and at UNLVRebels.com.



Back Row (L to R): Graduate Manager Michael Kish, Athletic Trainer Bryan Lindl, Program Assistant Brandon Jenkins, Assistant Coach Andre LaFleur, Shakur Juiston, Jonathan Tchamwa Tchatchoua, Cheickna Dembele, Cheikh Mbacke Diong, Louis Bangai, Djordjije Sijivancanin, Tervell Beck, Jay Green, Marvin Coleman, Assistant Coach Eric Brown, Director of Basketball Operations Tim Daniels, Academic Support Counselor Connor Robinson, Special Assistant to the Head Coach Joe Esposito, Assistant Coach Preston Laird. **Front Row (L to R):** Executive Assistant to the Head Coach Sara Seronko, Assistant Director of Athletic Equipment Chris Nelson, Administrative Assistant Jimmie Daly, Trey Woodbury, Joel Ntambwe, Nick Blair, Bryce Hamilton, Head Coach Marvin Menzies, Noah Robotham, Kris Clyburn, Amauri Hardy, Ben Coupet Jr., Director of Strength & Conditioning Jason Kabo, Video Coordinator Ameer Bahhur, Senior Director of Basketball Administration & Alumni Relations Christin Hinton.

2018-19 UNLV RUNNIN' REBEL ROSTER

No.	Name	Pos.	Ht.	Wt.	Cl.	Exp.	Hometown (Previous School)
43	Louis Bangai	C	6-10	230	Fr.	HS	Yauonde, Cameroon (Scotland Campus Prep)
14	Tervell Beck	F	6-7	230	So.	1L	Cleveland, Ohio (OnPoint Academy)
20	Nick Blair	F	6-5	215	Jr.	RS-TR	Las Vegas, Nev. (Idaho)
1	Kris Clyburn	G	6-6	180	Sr.	2L-JC	Detroit, Mich. (Ranger College)
31	Marvin Coleman	G	6-2	180	Fr.	HS	Las Vegas, Nev. (Foothill HS)
2	Ben Coupet Jr.	F	6-7	185	So.	RS-1L	Chicago, Ill. (Simeon Career Academy)
15	Cheickna Dembele	F	6-11	245	Jr.	2L	Banamba, Mali (Scotland Performance Institute)
34	Cheikh Mbacke Diong	F	6-11	220	So.	1L	Dakar, Senegal (Florida Prep)
0	Jay Green	G	6-5	200	So.	1L	Sydney, Australia (Hillcrest Prep)
13	Bryce Hamilton	G	6-4	200	Fr.	HS	Pasadena, Calif. (Pasadena HS)
3	Amauri Hardy	G	6-2	190	So.	1L	Detroit, Mich. (North Farmington HS)
10	Shakur Juiston	F	6-7	220	Sr.	1L-JC	Newark, N.J. (Hutchinson Community College)
5	Joel Ntambwe	F	6-9	210	Fr.	HS	Kinshasa, Dem. Rep. of the Congo (Aspire Acad.)
4	Noah Robotham	G	6-1	175	Sr.	RS-TR	Las Vegas, Nev. (Akron)
12	Djordjije Sijivancanin	F	6-10	230	Jr.	1L	Žabljak, Montenegro (IMG Academy)
30	Jonathan Tchamwa Tchatchoua	F	6-8	230	Fr.	HS	Douala, Cameroon (NBA Global Acad. - Australia)
22	Trey Woodbury	G	6-4	200	Fr.	HS	Las Vegas, Nev. (Clark HS)

Head Coach: Marvin Menzies (UCLA '87, 3rd season)
Assistant Coaches: Andre LaFleur (Northeastern '87, 3rd season)
 Eric Brown (Cal State Northridge '98, 3rd season)
 Preston Laird (Memphis '12, 3rd season/1st as A.C.)
Special Assistant to the Head Coach: Joe Esposito (Marist '88, 1st season)
Director of Basketball Operations: Tim Daniels (Ohio State '12, 3rd season/1st as DOB)
Director of Player Personnel: Aerick Sanders (San Diego State '05, 2nd season)
Video Coordinator: Ameer Bahhur (Loyola Marymount '17, 2nd season, 1st as VC)
Sr. Director of Basketball Administration & Alumni Relations: Christin Hinton (UNLV '10, 10th season)
Executive Assistant to the Head Coach: Sara Seronko (Saginaw Valley St. '14, 2nd season)
Program Assistant: Brandon Jenkins (Louisville '07, 2nd season)

SQUAD BREAKDOWN

Letterwinners Returning (7): Beck, Clyburn, Dembele, Diong, Green, Hardy, Juiston
Letterwinners Lost (4): Jordan Johnson, Brandon McCoy, Jovan Mooring, Anthony Smith
Starters Returning (2): Beck, Juiston
Starters Lost (3): Johnson, McCoy, Mooring
Newcomers (8): Bangai, Blair, Coleman, Hamilton, Ntambwe, Robotham, Tchamwa Tchatchoua, Woodbury
Seniors (3): Clyburn, Juiston, Robotham
Juniors (3): Blair, Dembele, Sijivancanin
Sophomores (5): Beck, Coupet Jr., Diong, Green, Hardy
Freshmen (6): Bangai, Coleman, Hamilton, Ntambwe, Tchamwa Tchatchoua, Woodbury
Guards (7): Clyburn, Coleman, Green, Hamilton, Hardy, Robotham, Woodbury
Forwards (9): Beck, Blair, Coupet Jr., Dembele, Diong, Juiston, Ntambwe, Sijivancanin, Tchamwa Tchatchoua
Center (1): Bangai

NUMERICAL ROSTER

No.	Name	PRONOUNCED
0	Jay Green	
1	Kris Clyburn	
2	Ben Coupet Jr.	coo-PET
3	Amauri Hardy	uh-MAHR-ree
5	Noah Robotham	roe-BAWH-thum
10	Shakur Juiston	shuh-COOR JUICE-ton
12	Djordjije Sijivancanin	GEORGE-y slih-VAUNCH-en-in
11	Cheickna Dembele	SHECK-nuh dem-BEH-lay
13	Bryce Hamilton	
14	Tervell Beck	ture-VELL
15	Cheickna Dembele	
20	Nick Blair	
22	Trey Woodbury	
24	Joel Ntambwe	JOE-el TOM-bway (N is silent)
30	Jonathan Tchamwa Tchatchoua	CHAWM-wuh CHAT-chew-wuh
31	Marvin Coleman	
34	Cheikh Mbacke Diong	SHEH em-BAWK-ay JONG
43	Louis Bangai	Lewis BONG-guy

BY STATE/COUNTRY

AFRICA (5)	ILLINOIS (1)	NEVADA (4)
Bangai	Coupet Jr.	Blair
Dembele		Coleman
Diong	MICHIGAN (2)	Robotham
Ntambwe	Clyburn	Woodbury
Tchamwa Tchatchoua	Hardy	
AUSTRALIA (1)	MONTENEGRO (1)	NEW JERSEY (1)
Green	Sijivancanin	Juiston
CALIFORNIA (1)		OHIO (1)
Hamilton		Beck

BY HEIGHT

6-1: Robotham	6-8: Tchamwa Tchatchoua
6-2: Coleman, Hardy	6-9: Ntambwe
6-4: Hamilton, Woodbury	6-10: Bangai, Sijivancanin
6-5: Blair, Green	6-11: Dembele, Diong
6-6: Clyburn	
6-7: Beck, Coupet Jr., Juiston	



43

**LOUIS
BANGAI**

C, 6-10, 230, Fr.
Yaounde, Cameroon
Major: Exploring



14

**TERVELL
BECK**

F, 6-7, 230, So.
Cleveland, Ohio
Major: Urban Studies



20

**NICK
BLAIR**

F, 6-5, 215, Jr.
Las Vegas, Nevada
Major: Sociology



1

**KRIS
CLYBURN**

G, 6-6, 180, Sr.
Detroit, Michigan
Major: Urban Studies



31

**MARVIN
COLEMAN**

G, 6-2, 180, Fr.
Las Vegas, Nevada
Major: Exploring



2

**BEN
COUPET, JR.**

F, 6-7, 185, So.
Chicago, Illinois
Major: Urban Studies



15

**CHEICKNA
DEMBELE**

F, 6-11, 245, Jr.
Banamba, Mali
Major: Pre-Business



34

**CHEIKH MBACKE
DIONG**

F, 6-11, 220, So.
Dakar, Senegal
Major: Pre-Business



0

**JAY
GREEN**

G, 6-5, 200, So.
Sydney, Australia
Major: Kinesiology



13

**BRYCE
HAMILTON**

G, 6-4, 200, Fr.
Pasadena, California
Major: Sociology



3

**AMAURI
HARDY**

G, 6-2, 190, So.
Detroit, Michigan
Major: Urban Studies



10

**SHAKUR
JUISTON**

F, 6-7, 220, Sr.
Newark, New Jersey
Major: Sociology



24

**JOEL
NTAMBWE**


F, 6-9, 210, Fr.
Kinshasa, Congo
Major: Exploring



5

**NOAH
ROBOTHAM**

G, 6-1, 175, Sr.
Las Vegas, Nevada
Major: Economics



12

**DJORDJIJE
SLJIVANCANIN**

F, 6-10, 230, Jr.
Žabljak, Montenegro
Major: Sociology



30

**JONATHAN
TCHAMWA TCHATCHOUA**

F, 6-8, 230, Fr.
Douala, Cameroon
Major: Exploring



22

**TREY
WOODBURY**

G, 6-4, 200, Fr.
Las Vegas, Nevada
Major: Exploring


MARVIN MENZIES

Head Coach
3rd Season


ANDRE LaFLEUR

Assistant Coach
3rd Season


ERIC BROWN

Assistant Coach
3rd Season


PRESTON LAIRD

Assistant Coach
1st Season



Official Basketball Box Score -- Game Totals -- Final Statistics
Mont. St. Billings vs UNLV
11/02/18 7:00 PM at Tarkanian Court, Thomas & Mack Center

Mont. St. Billings 81

#	Player	Total		3-Ptr		Rebounds			PF	TP	A	TO	Blk	Stl	Min
		FG	FGA	FG	FGA	Off	Def	Tot							
20	Melvin Newbern	f	6-11	0-0	0-0	0	1	1	5	12	1	0	1	3	18
22	Zack Rollins	f	9-17	5-12	0-1	0	2	2	2	23	1	0	0	1	30
32	Brendan Howard	f	3-10	1-5	1-1	1	3	4	2	8	0	1	0	1	25
05	Sven Jeuschede	g	2-5	2-5	0-0	1	2	3	3	6	3	0	0	0	29
13	Tyler Green	g	4-8	3-6	0-0	1	1	2	1	11	2	3	0	2	30
01	Kobe Terashima		0-2	0-1	0-0	1	2	3	1	0	1	1	0	0	10
03	Beijan Newbern		1-2	0-1	0-0	1	0	1	0	2	0	0	0	0	11
04	Hafeez Abdul		2-5	1-3	0-0	1	1	2	0	5	0	0	0	0	10
12	Zharon Richmond		1-4	1-2	3-6	0	3	3	2	6	2	1	0	0	20
45	Seth Christiaens		4-4	0-0	0-1	1	2	3	5	8	1	2	2	0	16
	Team					4	3	7							
	Totals		32-68	13-35	4-9	11	20	31	21	81	11	8	3	7	199

FG % 1st Half: 12-33 36.4% 2nd half: 20-35 57.1% Game: 32-68 47.1%
 3FG % 1st Half: 5-18 27.8% 2nd half: 8-17 47.1% Game: 13-35 37.1%
 FT % 1st Half: 0-2 0.0% 2nd half: 4-7 57.1% Game: 4-9 44.4%

UNLV 83

#	Player	Total		3-Ptr		Rebounds			PF	TP	A	TO	Blk	Stl	Min
		FG	FGA	FG	FGA	Off	Def	Tot							
10	Shakur Juiston	f	7-11	0-0	2-5	4	6	10	3	16	0	3	1	0	27
34	Cheikh Mbacke Diong	f	7-13	0-0	1-3	8	9	17	4	15	0	1	2	0	26
01	Kris Clyburn	g	6-8	1-1	4-5	1	3	4	2	17	3	2	0	1	28
03	Amauri Hardy	g	0-6	0-1	0-0	1	0	1	0	0	1	1	0	0	18
05	Noah Robotham	g	5-8	3-5	1-2	0	2	2	0	14	4	3	0	1	32
00	Jay Green		0-2	0-1	0-0	0	0	0	0	0	1	0	0	0	10
02	Ben Coupet Jr		0-0	0-0	0-0	0	0	0	0	0	0	0	0	0	2
13	Bryce Hamilton		1-6	0-2	1-1	1	1	2	0	3	1	0	0	0	12
14	Tervell Beck		3-5	0-0	2-2	1	0	1	0	8	0	1	0	1	12
15	Cheickna Dembele		3-6	0-0	0-0	2	1	3	2	6	1	0	0	0	11
24	Joel Ntambwe		1-4	0-0	0-0	2	1	3	1	2	0	0	0	0	10
30	Jonathan Tchamwa Tch		1-2	0-0	0-0	0	2	2	1	2	0	2	0	0	14
	Team					2	3	5							
	Totals		34-71	4-10	11-18	22	28	50	13	83	11	13	3	3	202

FG % 1st Half: 15-35 42.9% 2nd half: 19-36 52.8% Game: 34-71 47.9%
 3FG % 1st Half: 3-6 50.0% 2nd half: 1-4 25.0% Game: 4-10 40.0%
 FT % 1st Half: 2-6 33.3% 2nd half: 9-12 75.0% Game: 11-18 61.1%

Officials: Verne Harris, David Hall, Randy McCall
 Technical fouls: Mont. St. Billings-None. UNLV-None.
 Attendance: 7032
 Exhibition Game

Score by periods	1st	2nd	Total
Mont. St. Billings	29	52	81
UNLV	35	48	83

Last FG - MSUB 2nd-00:08, LV 2nd-00:01.
 Largest lead - MSUB by 7 1st-04:53, LV by 8 2nd-19:14.
 MSUB led for 15:23. LV led for 19:45. Game was tied for 04:52.

Official Basketball Box Score -- Game Totals -- Final Statistics
Loyola Marymount vs UNLV
11/10/18 7:00 PM at Tarkanian Court, Thomas & Mack Center

Loyola Marymount 61 • 2-0

#	Player	Total		3-Ptr		Rebounds			PF	TP	A	TO	Blk	Stl	Min
		FG	FGA	FG	FGA	Off	Def	Tot							
01	Zafir Williams	f	0-0	0-0	0-0	1	1	2	2	0	0	1	0	0	16
14	Mattias Markusson	c	4-7	0-0	0-0	4	7	11	1	8	0	1	2	0	35
05	James Batemon	g	8-19	4-7	7-9	1	1	2	3	27	2	4	0	3	38
20	Erik Johansson	g	0-1	0-1	0-0	0	0	0	0	0	0	2	0	0	13
25	Jeffery McClendon	g	6-11	0-0	1-1	0	6	6	2	13	2	2	0	3	36
02	Donald Gipson		0-0	0-0	0-0	0	0	0	0	0	0	0	0	0	4
03	Cameron Allen		0-6	0-2	0-0	0	0	0	3	0	3	0	0	0	18
11	Petr Herman		0-3	0-0	0-0	0	1	1	1	0	0	1	0	0	4
13	Dameane Douglas		0-2	0-1	0-0	0	1	1	1	0	0	0	0	1	5
15	Joe Quintana		4-9	1-3	2-2	1	1	2	0	11	0	1	1	3	22
23	Jordan Bell		1-2	0-1	0-0	1	1	2	2	2	0	0	0	0	10
	Team					3	2	5							
	Totals		23-60	5-15	10-12	11	21	32	15	61	7	12	3	10	201

FG % 1st Half: 8-31 25.8% 2nd half: 15-29 51.7% Game: 23-60 38.3%
 3FG % 1st Half: 0-6 0.0% 2nd half: 5-9 55.6% Game: 5-15 33.3%
 FT % 1st Half: 2-2 100.0% 2nd half: 8-10 80.0% Game: 10-12 83.3%

UNLV 50 • 0-1

#	Player	Total		3-Ptr		Rebounds			PF	TP	A	TO	Blk	Stl	Min
		FG	FGA	FG	FGA	Off	Def	Tot							
10	JUISTON, Shakur	f	5-11	0-1	2-3	0	7	7	2	12	2	5	1	2	33
24	NTAMBWE, Joel	f	2-5	0-1	0-0	2	0	2	3	4	0	2	1	0	10
34	DIONG, Mbacke	f	4-4	0-0	0-0	1	5	6	0	8	0	0	5	1	33
01	CLYBURN, Kris	g	3-9	1-4	1-1	0	3	3	2	8	3	5	2	0	34
05	ROBOTHAM, Noah	g	1-8	1-7	0-0	1	2	3	4	3	4	6	0	1	35
02	COUPET JR., Ben		1-1	0-0	1-1	1	0	1	1	3	1	0	0	1	9
03	HARDY, Amauri		3-6	0-1	0-0	0	0	0	4	6	0	0	2	0	18
13	HAMILTON, Bryce		0-3	0-1	0-0	0	0	0	1	0	1	0	0	0	6
14	BECK, Tervell		2-4	0-1	0-0	1	3	4	1	4	0	4	0	1	14
15	DEMBELE, Cheickna		0-0	0-0	0-0	0	5	5	0	0	0	0	1	0	6
30	T. TCHATCHOUA, Jonat		0-0	0-0	2-2	0	0	0	0	2	0	0	0	0	3
	Team					4	2	6							
	Totals		21-51	2-16	6-7	10	27	37	18	50	11	24	10	6	201

FG % 1st Half: 10-25 40.0% 2nd half: 11-26 42.3% Game: 21-51 41.2%
 3FG % 1st Half: 1-8 12.5% 2nd half: 1-8 12.5% Game: 2-16 12.5%
 FT % 1st Half: 4-5 80.0% 2nd half: 2-2 100.0% Game: 6-7 85.7%

Officials: Verne Harris, John Higgins, Randy McCall
 Technical fouls: Loyola Marymount-None. UNLV-None.
 Attendance: 8501

Score by periods	1st	2nd	Total
Loyola Marymount	18	43	61
UNLV	25	25	50

Last FG - LMU 2nd-02:52, LV 2nd-00:04.
 Largest lead - LMU by 14 2nd-02:52, LV by 9 2nd-18:38.
 LMU led for 18:03. LV led for 12:39. Game was tied for 09:18.

Score tied - 10 times.
 Lead changed - 2 times.

NOTES:

- Senior guard Kris Clyburn drove the left side of the lane and banked in a layup with 1.4 seconds remaining to give the UNLV men's basketball team an 83-81 exhibition victory over MSU Billings on Nov. 2 at the Thomas & Mack Center.
- Four Runnin' Rebels scored in double figures, including two with double-doubles. Clyburn scored a game-high 17 points, senior forward Shakur Juiston had 16 with 10 rebounds, sophomore forward Mbacke Diong scored 15 points with a game-high 17 rebounds and senior guard Noah Robotham scored 14.
- The Yellowjackets were led by Zack Rollins' game-high 23 points.
- The game featured 15 lead changes and six ties.
- STATS OF THE GAME: UNLV outrebounded MSUB 50-31 and scored 54 points in the paint to the Yellowjackets' 28.
- RUNNIN' REBEL OF THE GAME: With a double-double of 15 points and 17 rebounds, Diong made 7 of 13 shots and blocked two on the defensive end.
- QUOTABLE: "It was an interesting game. We had some adversity to deal with, probably a little bit more than I wanted, but I thought it was good to get a lot of guys playing time and on film so that we can make our assessments. This game is a good learning tool for us." - UNLV Head Coach Marvin Menzies
- UNLV has won all four of its exhibition games under Coach Menzies.
- This was UNLV's only exhibition game of the season.
- The Runnin' Rebels ended the first half on a 13-0 run over the final 3:51 to take a 35-29 lead at the break.
- MSUB made 13 3-pointers.

NOTES:

- Loyola Marymount's James Batemon scored 21 of his game-high 27 points in the second half as the Lions spoiled the UNLV men's basketball team's season opener, 61-50, at the Thomas & Mack Center on Nov. 10.
- LMU's Jeffery McClendon and Joe Quintana also scored in double figures with 13 and 11, respectively. Mattias Markusson had a game-high 11 rebounds for LMU (2-0).
- The Runnin' Rebels (0-1) were led by senior forward Shakur Juiston's 12 points and seven rebounds.
- THE TURNING POINT: LMU used a 13-0 run over 4:30 in the second half to take a 47-36 lead with seven minutes to play.
- STAT OF THE GAME: After shooting 26 percent from the field in the first half and trailing 25-18 at halftime, LMU outscored UNLV 43-25 in the second half, shooting 52 percent after the break.
- QUOTABLE: "Obviously, very disappointed with the outcome. I felt like we played really hard, but incredibly careless. I thought that our guys were just really out of sync offensively and just playing too rushed. Our seniors are going to be our backbone and all three of them struggled tonight. When that happens we are going to struggle as a team." - UNLV Head Coach Marvin Menzies
- After going 0 for 6 from 3-point range in the first half, LMU was 5 for 9 from behind the arc during the second half.
- UNLV committed 24 turnovers for the game, 12 in each half.
- UNLV recorded 10 blocked shots as a team, led by sophomore forward Mbacke Diong's career high of five.
- UNLV was just 2 of 16 from 3-point range.
- LMU scored 22 points off turnovers and had 13 second-chance points.
- UNLV has made at least one 3-pointer in a NCAA-record 1,040 straight games.



Official Basketball Box Score -- Game Totals -- Final Statistics
UC Riverside vs UNLV
11/13/18 7:00 PM at Tarkanian Court, Thomas & Mack Center

UC Riverside 51 • 0-3

#	Player		Total		3-Ptr		Rebounds			PF	TP	A TO Blk Stl				Min
			FG-FGA	FT-FTA	FG-FGA	FT-FTA	Off	Def	Tot			A	TO	Blk	Stl	
11	Zac Watson	f	0-3	0-1	0-0	3	3	6	2	0	2	6	0	2	29	
13	Eric Rwhawire	f	2-11	1-6	0-0	1	5	6	3	5	0	0	0	1	23	
32	Menno Dijkstra	c	2-4	1-2	1-2	1	1	2	2	6	0	1	1	0	16	
02	Jordan Gilliam	g	4-7	1-2	0-1	0	1	1	4	9	2	2	0	3	21	
15	Dikymbe Martin	g	5-8	2-3	2-2	0	2	2	3	14	2	4	1	1	33	
00	Dragan Elkaz		1-4	0-3	0-0	0	0	0	2	2	0	0	0	2	18	
03	DJ McDonald		1-3	1-3	0-0	0	0	0	1	3	1	0	0	1	12	
10	Ajani Kennedy		1-1	1-1	1-2	1	1	2	3	4	0	0	0	0	7	
22	Dominick Pickett		2-2	2-2	0-0	0	0	0	3	6	1	4	0	0	16	
24	Kendall Stubblefield		0-2	0-1	0-0	0	1	1	2	0	0	1	0	0	11	
25	Callum McRae		1-3	0-0	0-0	0	3	3	2	2	0	2	1	0	15	
Team						0	4	4								
Totals			19-48	9-24	4-7	6	21	27	27	51	8	20	3	10	201	

FG % 1st Half: 8-22 36.4% 2nd half: 11-26 42.3% Game: 19-48 39.6%
 3FG % 1st Half: 6-13 46.2% 2nd half: 3-11 27.3% Game: 9-24 37.5%
 FT % 1st Half: 3-4 75.0% 2nd half: 1-3 33.3% Game: 4-7 57.1%

UNLV 72 • 1-1

#	Player		Total		3-Ptr		Rebounds			PF	TP	A TO Blk Stl				Min
			FG-FGA	FT-FTA	FG-FGA	FT-FTA	Off	Def	Tot			A	TO	Blk	Stl	
10	JUISTON, Shakur	f	2-7	0-0	2-4	1	5	6	2	6	1	3	0	3	29	
24	NTAMBWE, Joel	f	3-6	0-2	0-1	2	2	4	2	6	0	1	0	0	19	
34	DIONG, Mbacke	f	1-3	0-0	4-8	4	3	7	2	6	2	1	2	1	23	
01	CLYBURN, Kris	g	3-7	1-3	2-2	0	3	3	0	9	2	1	0	1	20	
05	ROBOTHAM, Noah	g	1-6	1-5	1-2	0	0	0	1	4	2	2	0	1	24	
03	HARDY, Amauri		1-6	0-4	2-4	0	3	3	1	4	4	3	0	2	25	
13	HAMILTON, Bryce		5-5	3-3	3-5	1	3	4	1	16	1	0	0	0	23	
14	BECK, Tervell		4-4	2-2	1-3	0	1	1	2	11	0	2	0	0	16	
15	DEMBELE, Cheickna		1-4	0-0	2-2	2	2	4	1	4	0	0	0	0	13	
30	T. TCHATCHOUA, Jonat		2-2	0-0	0-0	0	0	0	3	4	0	0	0	0	7	
31	COLEMAN, Marvin		0-0	0-0	2-2	0	0	0	0	2	0	0	0	1	1	
Team						4	2	6								
Totals			23-50	7-19	19-33	14	24	38	15	72	12	13	2	9	200	

FG % 1st Half: 14-31 45.2% 2nd half: 9-19 47.4% Game: 23-50 46.0%
 3FG % 1st Half: 3-10 30.0% 2nd half: 4-9 44.4% Game: 7-19 36.8%
 FT % 1st Half: 4-8 50.0% 2nd half: 15-25 60.0% Game: 19-33 57.6%

Officials: Eric Curry, Kelly Self, Lewis Garrison
 Technical fouls: UC Riverside-None. UNLV-None.
 Attendance: 7327

Score by periods	1st	2nd	Total
UC Riverside	25	26	51
UNLV	35	37	72

Last FG - UCR 2nd-02:53, LV 2nd-00:33.
 Largest lead - UCR by 1 1st-05:28, LV by 21 2nd-09:01.
 UCR led for 00:23. LV led for 38:36. Game was tied for 01:01.

Points	In Paint	Off T/O	2nd Chance	Fast Break	Bench
UCR	18	15	8	7	17
LV	28	18	10	20	41

Score tied - 2 times.
 Lead changed - 2 times.

Official Basketball Box Score -- Game Totals -- Final Statistics
Oakland vs UNLV
11/16/18 7:00 PM at Tarkanian Court, Thomas & Mack Center

Oakland 61 • 0-3

#	Player		Total		3-Ptr		Rebounds			PF	TP	A TO Blk Stl				Min
			FG-FGA	FG-FGA	FT-FTA	Off	Def	Tot	A			TO	Blk	Stl		
15	Jordan Nobles	f	1-5	0-1	0-0	0	1	1	1	2	2	2	1	1	40	
33	Xavier Hill-Mais	f	11-15	2-4	5-8	2	4	6	2	29	1	3	0	2	22	
13	Brad Brechting	c	1-4	0-0	2-2	2	2	4	4	4	0	3	1	0	24	
11	Brailen Neely	g	0-1	0-1	0-0	0	2	2	2	0	1	1	0	0	13	
21	Jaevin Cumberland	g	4-8	1-2	3-3	1	2	3	1	12	3	1	0	0	36	
01	Braden Norris		0-0	0-0	1-2	0	0	0	0	1	1	0	0	0	8	
02	Karmari Newman		2-10	1-8	1-2	0	1	1	0	6	0	0	0	0	25	
22	James Beck		1-10	0-0	5-6	2	3	5	1	7	0	0	1	1	32	
Team						1	2	3								
Totals			20-53	4-16	17-23	8	17	25	11	61	8	11	3	4	200	
FG % 1st Half: 9-27			33.3%	2nd half: 11-26	42.3%	Game: 20-53			37.7%						Deadball Rebounds 1	
3FG % 1st Half: 2-8			25.0%	2nd half: 2-8	25.0%	Game: 4-16			25.0%							
FT % 1st Half: 8-9			88.9%	2nd half: 9-14	64.3%	Game: 17-23			73.9%							

FG % 1st Half: 9-27 33.3% 2nd half: 11-26 42.3% Game: 20-53 37.7%
 3FG % 1st Half: 2-8 25.0% 2nd half: 2-8 25.0% Game: 4-16 25.0%
 FT % 1st Half: 8-9 88.9% 2nd half: 9-14 64.3% Game: 17-23 73.9%

UNLV 74 • 2-1

#	Player	Total		3-Ptr		Rebounds			PF	TP	A	TO	Blk	Stl	Min
		FG-FGA	FT-FTA	FG-FGA	FT-FTA	Off	Def	Tot							
10	JUISTON, Shakur	f	8-13	0-2	2-2	3	7	10	4	18	2	3	0	1	29
24	NTAMBWE, Joel	f	1-4	0-0	0-0	1	1	2	3	2	0	1	0	0	17
34	DIONG, Mbacke	f	5-8	0-1	2-4	1	7	8	5	12	0	1	3	2	23
01	CLYBURN, Kris	g	4-7	0-2	2-2	0	3	3	0	10	2	1	0	0	27
05	ROBOTHAM, Noah	g	3-7	1-5	0-0	0	0	0	2	7	4	0	0	0	22
03	HARDY, Amauri		5-6	2-3	0-0	0	1	1	0	12	2	1	0	0	23
13	HAMILTON, Bryce		1-3	0-0	0-0	0	1	1	0	2	3	1	1	0	14
14	BECK, Tervell		2-5	1-2	2-3	1	3	4	0	7	0	2	0	0	15
15	DEMBELE, Cheickna		1-2	0-0	0-0	3	2	5	2	2	1	0	0	0	15
22	WOODBURY, Trey		0-1	0-0	0-0	0	0	0	1	0	0	0	0	0	2
30	T. TCHATCHOUA, Jonat		1-3	0-0	0-0	3	2	5	3	2	0	2	0	0	12
31	COLEMAN, Marvin		0-0	0-0	0-0	0	0	0	1	0	0	0	0	0	1
Team						0	3	3							
Totals			31-59	4-15	8-11	12	30	42	21	74	14	12	4	3	200

FG % 1st Half: 17-31 54.8% 2nd half: 14-28 50.0% Game: 31-59 52.5%
 3FG % 1st Half: 3-5 60.0% 2nd half: 1-10 10.0% Game: 4-15 26.7%
 FT % 1st Half: 5-5 100.0 2nd half: 3-6 50.0% Game: 8-11 72.7%

Officials: Gregory Nixon, Michael Irving, Steve Olson
 Technical fouls: Oakland-None. UNLV-T. TCHATCHOUA, Jonat.
 Attendance: 7439

Score by periods	1st	2nd	Total
Oakland	28	33	61
UNLV	42	32	74

Points	In Paint	Off T/O	2nd Chance	Fast Break	Bench
OAK	28	7	14	2	14
LV	50	11	9	12	25

Last FG - OAK 2nd-01:11, LV 2nd-01:37.
 Largest lead - OAK by 5 1st-18:36, LV by 21 2nd-10:22.
 OAK led for 03:26. LV led for 35:33. Game was tied for 01:01.

Score tied - 0 times.
 Lead changed - 1 time.

NOTES:

- UNLV freshman guard Bryce Hamilton was a perfect 5 for 5 from the field and scored a game-high 16 points to lead the UNLV men's basketball team (1-1) to its first victory of the season, 72-51, over UC Riverside Nov. 13 at the Thomas & Mack Center.
- Hamilton also made a game-high three 3-pointers, while UNLV sophomore Tervell Beck also scored in double figures with 11 points on a perfect 4 for 4 from the field, including two 3-pointers.
- UC Riverside (0-3) was led by Dikymbe Martin's 14 points.
- THE TURNING POINT: UNLV closed the first half on a 13-2 run to take a 35-25 halftime lead. The Runnin' Rebels then used a 12-0 run during the second half to take a 54-33 lead with nine minutes to play, their largest of the game.
- RUNNIN' REBEL OF THE GAME: After being held scoreless in six minutes of action in the season opener, Hamilton played 23 minutes against UCR, making all five of his field-goal attempts, including all three of his 3-point tries. He also collected four rebounds and dished out an assist. While he was on the court for the Runnin' Rebels, the team outscored UCR by 25 points.
- STAT OF THE GAME: UNLV's bench outscored UCR's 41-17 for the game.
- QUOTABLE: "I was excited to see the bounce back. We played better basketball, but we still obviously have a lot of growth and development in front of us. Overall, it was good to get a lot of guys minutes." - UNLV Head Coach Marvin Menzies
- UNLV has won 14 straight over UC Riverside and is 9-0 against the Highlanders at home.
- UNLV out-rebounded UCR 38-27 for the game.
- UNLV shot 33 free throws, while UCR attempted just seven.
- After committing 24 turnovers in the season opener vs. Loyola Marymount, UNLV turned the ball over just 13 times vs. UCR.
- UNLV was 7 of 19 from 3-point range vs. UCR.
- UNLV had 20 fast-break points, while limiting UCR to just seven.
- UNLV has made at least one 3-pointer in a NCAA-record 1,041 straight games.

NOTES:

- UNLV senior forward Shakur Juiston recorded his first double-double of the season with a team-high 18 points and a game-high 10 rebounds as the UNLV men's basketball team (2-1) rolled to a 74-61 win over Oakland on Nov. 16 at the Thomas & Mack Center. It was the Runnin' Rebels' second straight win.
- Three other Runnin' Rebels scored in double figures: sophomore guard Amauri Hardy and sophomore forward Mbacke Diong each had 12 points, while senior guard Kris Clyburn added 10. Hardy tied his career high, while Diong set his.
- Oakland (0-3) was led by Xavier Hill-Mais' game-high 29 points on 11 of 15 from the field. He also had a team-high-tying six rebounds.
- THE TURNING POINT: Trailing 5-0 early on, UNLV used a 24-2 run over an 11-minute span to take a 24-7 lead with 7:27 to go in the first half. The Runnin' Rebels led 42-28 at halftime.
- RUNNIN' REBEL OF THE GAME: Juiston was 8 of 13 from the field in notching his 16th double-double of his Runnin' Rebel career.
- STAT OF THE GAME: UNLV shot 52.5 percent from the field for the game (31 of 59). It was the first time this season the Runnin' Rebels shot over 50 percent.
- QUOTABLE: "I was very proud of our effort defensively. We still had a lot of breakdowns and we are going to need to have fewer on the defensive side in order for us to be an elite team. Offensively, I thought we went for home runs more than we should have, especially in the second half. Very happy with the result but not totally satisfied. It was a positive step in the right direction and we will continue to grow." - UNLV Head Coach Marvin Menzies
- This was the first meeting between Oakland and UNLV in men's basketball.
- UNLV out-rebounded Oakland 42-25.
- UNLV's biggest lead of the game was 21 points with 10:22 to play in the game (61-40).
- UNLV outscored Oakland in points in the paint, 50-28.
- UNLV had 25 bench points to Oakland's 14.
- UNLV led in fast-break points, 12-2.
- Hardy was 5 of 6 from the field, including 2 of 3 on 3-pointers, while Diong was 5 of 8 shooting with eight rebounds (career high) and three blocked shots.
- UNLV has made at least one 3-pointer in a NCAA-record 1,042 straight games.



Official Basketball Box Score -- Game Totals -- Final Statistics
Pacific vs UNLV
11/20/18 7:00 pm at Tarkanian Court, Thomas & Mack Center

Pacific 70 • 3-2

#	Player	Total		3-Ptr		Rebounds			PF	TP	A	TO	Blk	Stl	Min
		FG-FGA	FG-FGA	FT-FTA	Off	Def	Tot								
00	Jahill Tripp	r	2-2	0-0	1-2	2	3	5	2	5	3	2	0	1	24
05	Anthony Townes	r	5-11	0-0	2-4	1	1	2	5	12	2	0	0	1	28
13	Jeremiah Bailey	r	1-9	1-4	0-0	1	1	2	1	3	2	1	0	0	26
04	Roberto Gallinat	g	4-5	3-3	2-3	0	1	1	2	13	0	2	0	0	15
22	Jahbri Price-Noel	g	3-6	0-1	0-0	1	1	2	1	6	3	3	0	0	23
01	Lafayette Dorsey		2-4	2-2	2-2	0	0	0	2	8	0	2	0	0	15
10	Brandon McGhee		0-1	0-0	0-0	1	2	3	0	0	0	1	0	2	15
11	Khy Kabellis		2-3	0-0	2-2	0	2	2	0	6	1	2	0	0	19
14	Ajare Sanni		2-8	1-1	6-7	0	0	0	1	11	0	1	0	1	18
25	Kendall Small		1-1	0-0	2-4	1	0	1	1	4	0	0	0	0	11
35	Zach Cameron		1-2	0-0	0-0	1	1	2	5	2	0	0	0	0	7
Team						1	4	5							
Totals			23-52	7-11	17-24	9	16	25	20	70	11	14	0	5	201
FG % 1st Half: 11-25		44.0%	2nd half: 12-27		44.4%	Game: 23-52		44.2%	Deadball						
3FG % 1st Half: 5-7		71.4%	2nd half: 2-4		50.0%	Game: 7-11		63.6%	Rebounds						
FT % 1st Half: 5-9		55.6%	2nd half: 12-15		80.0%	Game: 17-24		70.8%							

UNLV 96 • 3-1

#	Player	Total		3-Ptr		Rebounds			PF	TP	A	TO	Blk	Stl	Min
		FG-FGA	FG-FGA	FT-FTA	Off	Def	Tot								
10	JUISTON, Shakur	r	5-8	3-4	0-2	0	3	3	1	13	4	1	0	2	26
24	NTAMBEWE, Joel	r	1-4	0-2	2-2	1	2	3	1	4	2	0	0	1	15
34	DIONG, Mbacke	r	7-7	0-0	2-8	4	3	7	3	16	1	0	0	2	28
01	CLYBURN, Kris	g	6-9	3-6	2-3	1	0	1	3	17	0	2	0	1	21
05	ROBOTHAM, Noah	g	4-6	3-5	0-0	1	0	1	1	11	6	0	0	0	22
02	COUPET JR., Ben		1-3	0-2	0-0	0	0	0	2	0	0	1	0	4	
03	HARDY, Amauri		5-8	0-2	3-3	0	0	0	1	13	5	2	0	1	22
13	HAMILTON, Bryce		2-5	2-4	0-0	0	4	4	2	6	3	3	0	0	15
14	BECK, Tervell		1-2	0-1	0-0	0	2	2	1	2	0	0	0	0	9
15	DEMBELE, Cheickna		1-1	0-0	1-2	0	2	2	1	3	0	0	0	0	8
20	BLAIR, Nick		1-1	0-0	0-0	0	1	1	0	2	0	1	0	0	4
22	WOODBURY, Trey		0-2	0-1	0-0	0	2	2	4	0	0	1	0	0	11
30	T. TCHATCHOUA, Jonat		2-2	0-0	3-4	3	1	4	2	7	0	1	0	0	9
31	COLEMAN, Marvin		0-0	0-0	0-0	0	1	1	0	0	1	0	0	0	4
Team						1	3	4							
Totals			36-58	11-27	13-24	11	24	35	20	96	22	11	1	7	198
FG % 1st Half: 18-29		62.1%	2nd half: 18-29		62.1%	Game: 36-58		62.1%	Deadball						
3FG % 1st Half: 6-13		46.2%	2nd half: 5-14		35.7%	Game: 11-27		40.7%	Rebounds						
FT % 1st Half: 7-11		63.6%	2nd half: 6-13		46.2%	Game: 13-24		54.2%							

Officials: Glen Mayberry, David Hall, Verne Harris
 Technical fouls: Pacific-None. UNLV-None.
 Attendance: 7338

Score by periods	1st	2nd	Total
Pacific	32	38	70
UNLV	49	47	96

Last FG - PAC 2nd-00:38, LV 2nd-01:17.
 Largest lead - PAC by 2 1st-16:08, LV by 32 2nd-02:47.
 PAC led for 00:58, LV led for 38:19, Game was tied for 00:43.

Score tied - 1 time.
 Lead changed - 6 times.

Official Basketball Box Score -- Game Totals -- Final Statistics
Southern Utah vs UNLV
11/23/18 7:00 PM at Tarkanian Court, Thomas & Mack Center

Southern Utah 71 • 3-1

#	Player	Total		3-Ptr		Rebounds			PF	TP	A	TO	Blk	Stl	Min
		FG-FGA	FG-FGA	FT-FTA	Off	Def	Tot								
25	Dwayne Morgan	r	5-13	2-5	0-1	1	1	2	2	12	1	1	2	1	22
32	Andre Adams	r	4-8	0-1	1-3	5	3	8	4	9	0	2	1	0	22
03	Jason Richardson	g	4-10	1-1	1-2	1	1	2	5	10	3	2	0	1	27
04	Dre Marin	g	2-3	1-1	0-0	1	0	1	4	5	2	2	0	0	20
23	Cameron Oluyitan	g	4-11	0-3	0-0	0	2	2	4	8	5	4	0	2	37
02	Brandon Better		2-4	2-4	1-2	0	1	1	3	7	0	1	0	1	15
10	Jacob Calloway		4-6	3-4	3-4	1	2	3	4	14	0	0	0	0	21
12	Maizen Fausett		0-2	0-2	0-0	2	0	2	3	0	0	1	0	1	11
15	Harrison Butler		2-4	0-0	2-4	2	0	2	4	6	1	0	0	0	17
22	Ivan Madunic		0-3	0-2	0-0	1	1	2	0	0	0	0	0	0	8
Team						1	3	4							
Totals			27-64	9-23	8-16	15	14	29	33	71	12	13	3	6	200
FG % 1st Half: 11-36		30.6%	2nd half: 16-28		57.1%	Game: 27-64		42.2%	Deadball						
3FG % 1st Half: 4-13		30.8%	2nd half: 5-10		50.0%	Game: 9-23		39.1%	Rebounds						
FT % 1st Half: 2-7		28.6%	2nd half: 6-9		66.7%	Game: 8-16		50.0%							

UNLV 76 • 4-1

#	Player	Total		3-Ptr		Rebounds			PF	TP	A	TO	Blk	Stl	Min
		FG-FGA	FG-FGA	FT-FTA	Off	Def	Tot								
10	JUISTON, Shakur	r	4-11	0-1	3-4	5	11	16	4	11	0	5	1	2	30
24	NTAMBEWE, Joel	r	2-4	1-2	2-2	2	0	2	1	7	0	1	0	1	16
34	DIONG, Mbacke	r	3-6	0-0	3-7	4	2	6	4	9	0	0	3	1	22
01	CLYBURN, Kris	g	3-8	1-4	7-7	1	4	5	0	14	1	0	0	0	27
05	ROBOTHAM, Noah	g	2-8	1-7	2-4	1	2	3	3	7	5	4	0	1	27
03	HARDY, Amauri		2-5	0-2	4-6	3	0	3	4	8	2	2	0	0	22
13	HAMILTON, Bryce		3-7	1-3	2-2	0	2	2	2	9	2	0	1	1	23
14	BECK, Tervell		2-5	0-0	5-9	3	5	8	2	9	1	2	1	0	17
15	DEMBELE, Cheickna		0-0	0-0	2-2	1	1	2	0	2	0	1	0	1	9
30	T. TCHATCHOUA, Jonat		0-1	0-0	0-0	0	0	0	1	0	0	0	1	0	7
Team						4	2	6							
Totals			21-55	4-19	30-43	24	29	53	21	76	11	16	7	7	200
FG % 1st Half: 12-26		46.2%	2nd half: 9-29		31.0%	Game: 27-64		38.2%	Deadball						
3FG % 1st Half: 2-8		25.0%	2nd half: 2-11		18.2%	Game: 4-19		21.1%	Rebounds						
FT % 1st Half: 10-14		71.4%	2nd half: 20-29		69.0%	Game: 30-43		69.8%							

Officials: Rick O'Neill, Tom O'Neill, Larry Spaulding
 Technical fouls: Southern Utah-None. UNLV-None.
 Attendance: 7567

Score by periods	1st	2nd	Total
Southern Utah	28	43	71
UNLV	36	40	76

Last FG - SUU 2nd-00:25, LV 2nd-01:17.
 Largest lead - SUU by 6 1st-15:52, LV by 12 2nd-18:46.
 SUU led for 08:38, LV led for 29:51, Game was tied for 01:31.

Points	In	Off	2nd	Fast	Bench
SUU	36	14	16	13	27
LV	32	16	20	16	28

Score tied - 4 times.
 Lead changed - 3 times.

NOTES:

- Five Runnin' Rebels scored in double figures as the UNLV men's basketball team (3-1) won its third straight game, 96-70 over Pacific Nov. 20 at the Thomas & Mack Center.
- Senior guard Kris Clyburn led the way with 17 points on 6 of 9 from the field, including three 3-pointers, sophomore forward Mbacke Diong scored a career-high 16 points on a perfect 7 of 7 shooting, senior forward Shakur Juiston and sophomore guard Amauri Hardy both scored 13 (career high for Hardy), and senior guard Noah Robotham pitched in a season-high 11 points.
- Pacific (3-2) had three players score in double figures, led by Roberto Gallinat's 13.
- THE TURNING POINT: UNLV used a 17-1 run during the first half, turning a 32-28 lead with just under six minutes to play in the first half into a 49-29 advantage. The Runnin' Rebels led 49-32 at halftime.
- RUNNIN' REBEL OF THE GAME: Juiston, who made only two 3-pointers all of last season, showed off a new skill connecting on 3 of 4 from long distance vs. the Tigers. He was 5 of 8 from the field overall, dishing out four assists, collecting three rebounds and recording two steals.
- STATS OF THE GAME: UNLV shot season-high percentages of 62.1 from the field (36 of 58) and 40.7 on 3-pointers (11 of 27). The 11 made 3-pointers is also a season high for the Runnin' Rebels and the most for the squad since draining 13 vs. Air Force during the 2016-17 season.
- QUOTABLE: "Obviously, a really good effort on both sides of the ball tonight. It's always nice to give the fans what they want, which is a nice offensive performance. But we are keeping our vision on the defensive side of the ball. We were really pleased with the way that we took pride in defending the ball. We were able to apply some good pressure which put us in position to turn them over and get some points off turnovers." - UNLV Head Coach Marvin Menzies
- UNLV improved to 32-9 all-time vs. Pacific and 17-2 against the Tigers at home. This was the first meeting at the Thomas & Mack Center since both were members of the Big West in 1995-96.
- Diong had a game-high seven rebounds, while Hardy had a career-high five assists.
- Robotham dished out a game-high six assists with no turnovers.
- UNLV out-rebounded Pacific 35-25, marking the fourth time the Runnin' Rebels have out-rebounded their opponents this season.
- UNLV recorded a season-high 22 assists and a season-low 11 turnovers.
- UNLV's largest lead of the game was 32 points (90-58) with 2:47 to play.
- UNLV scored 25 points off Pacific's 14 turnovers, while the Tigers converted UNLV's turnovers into just eight points.
- UNLV led in points in the paint, 44-28.
- UNLV has made at least one 3-pointer in a NCAA-record 1,043 straight games.

NOTES:



Official Basketball Box Score -- Game Totals -- Final Statistics
Valparaiso vs UNLV
11/28/18 7:30 PM at Tarkanian Court, Thomas & Mack Center

Valparaiso 72 • 4-3

#	Player	Total		3-Ptr		Rebounds			PF	TP	A	TO	Blk	Stl	Min
		FG	FGA	FG	FGA	FT	Off	Def							
21	Derrick Smits	c	8-16	0-0	4-6	3	9	12	4	20	2	3	1	1	31
00	Javon Freeman	g	4-8	1-2	0-0	0	2	2	0	9	3	1	0	3	32
02	Deion Lavender	g	4-6	1-3	0-0	0	4	4	1	9	3	1	0	4	35
04	Bakari Evelyn	g	2-13	2-7	7-8	1	0	1	3	13	5	5	0	4	32
35	Ryan Fazekas	g	2-10	1-3	0-0	6	3	9	1	5	1	3	0	0	26
03	Daniel Sackey	g	0-3	0-1	4-4	0	3	3	1	4	0	0	0	0	11
05	Markus Golder	g	5-11	0-2	0-0	2	1	3	1	10	2	0	2	1	24
14	Jaume Sorolla	g	1-3	0-0	0-0	3	0	3	2	2	0	1	0	0	9
Team						2	2	4							
Totals			26-70		5-18		15-18		13	72	16	17	4	13	200
FG % 1st Half: 14-37		37.8%	2nd half: 12-33		36.4%	Game: 26-70		37.1%	Deadball		Rebounds				
3FG % 1st Half: 1-6		16.7%	2nd half: 4-12		33.3%	Game: 5-18		27.8%							
FT % 1st Half: 2-2		100.0	2nd half: 13-16		81.3%	Game: 15-18		83.3%							

UNLV 64 • 4-2

#	Player	Total		3-Ptr		Rebounds			PF	TP	A	TO	Blk	Stl	Min
		FG	FGA	FG	FGA	FT	Off	Def							
10	JUISTON, Shakur	f	7-15	0-2	0-0	4	15	19	3	14	1	5	2	1	37
24	NTAMBWE, Joel	f	1-2	1-1	2-2	1	2	3	2	5	0	1	1	1	12
34	DIONG, Mbacke	f	2-3	0-0	0-0	1	2	3	5	4	0	3	3	0	20
01	CLYBURN, Kris	g	4-11	0-2	4-4	2	2	4	0	12	1	0	0	0	27
05	ROBOTHAM, Noah	g	4-11	1-6	1-1	0	0	0	1	10	5	1	0	2	28
03	HARDY, Amauri	g	3-9	1-3	0-0	0	1	1	2	7	1	5	0	0	19
13	HAMILTON, Bryce	g	2-5	0-2	0-0	0	1	1	2	4	1	2	0	2	18
14	BECK, Tervell	g	3-4	0-0	0-0	2	1	3	3	6	1	4	0	2	21
13	DEMBELE, Cheickna	g	1-3	0-0	0-2	3	2	5	1	2	0	3	1	0	11
22	WOODBURY, Trey	g	0-1	0-1	0-0	0	1	1	0	0	0	1	0	0	4
30	T. TCHATCHOUA, Jonat	g	0-2	0-0	0-0	1	0	1	0	0	0	0	0	0	3
Team						2	2	4							
Totals			27-66		3-17		7-9		16	64	10	25	7	8	200
FG % 1st Half: 15-25		60.0%	2nd half: 12-41		29.3%	Game: 27-66		40.9%	Deadball		Rebounds				
3FG % 1st Half: 1-3		33.3%	2nd half: 2-14		14.3%	Game: 3-17		17.6%							
FT % 1st Half: 4-4		100.0	2nd half: 3-5		60.0%	Game: 7-9		77.8%							

Officials: Brad Ferrie, Kipp Kissinger, Tom O'Neill
 Technical fouls: Valparaiso-Markus Golder. UNLV-None.
 Attendance: 7587
 Mountain West-Missouri Valley Conference Challenge

Score by periods	1st	2nd	Total
Valparaiso	31	41	72
UNLV	35	29	64

Last FG - VALPO 2nd-00:52, LV 2nd-00:21.
 Largest lead - VALPO by 13 2nd-08:57, LV by 11 1st-05:46.
 VALPO led for 19:02, LV led for 14:54, Game was tied for 06:04.

	In	Off	2nd	Fast	Bench
Points	Paint	T/O	Chance	Break	
VALPO	42	32	18	18	16
LV	38	13	6	19	19

Score tied - 11 times.
 Lead changed - 3 times.

Official Basketball Box Score -- Game Totals -- Final Statistics
Cincinnati vs UNLV
12/01/18 3:00 PM at Tarkanian Court, Thomas & Mack Center

Cincinnati 65 • 7-1

#	Player		Total		3-Ptr		Rebounds			PF	TP	A	TO	Blk	Stl	Min
			FG	FGA	FG	FGA	FT	Off	Def							
13	Tre Scott	f	2-6	0-0	0-0	0	2	2	5	4	0	3	0	1	31	
3	Nysier Brooks	c	3-4	0-0	3-4	0	4	4	4	9	0	1	2	2	22	
02	Keith Williams	g	5-10	2-2	3-4	4	4	8	3	15	0	2	0	0	29	
03	Justin Jenifer	g	2-5	1-2	2-4	0	1	1	3	7	6	2	0	1	28	
34	Jarron Cumberland	g	1-5	1-2	0-0	0	2	2	5	3	2	1	0	2	25	
00	Logan Johnson		2-2	1-1	0-0	0	0	0	1	5	0	2	0	1	8	
05	Trevor Moore		1-2	1-2	0-0	1	2	3	0	3	1	0	0	0	7	
10	Rashawn Fredericks		0-1	0-0	2-2	1	0	1	0	2	1	1	0	0	9	
15	Cane Broome		7-12	0-3	0-1	0	1	1	1	14	4	4	0	0	23	
22	Eliel Nsoseme		1-2	0-0	1-1	2	6	8	1	3	0	0	2	0	18	
Team						1	0	1								
Totals			24-49	6-12	11-16	9	22	31	23	65	14	17	4	7	200	
FG % 1st Half: 14-26			53.8%	2nd half: 10-23			43.5%	Game: 24-49			49.0%	Deadball				
3FG % 1st Half: 3-6			50.0%	2nd half: 3-6			50.0%	Game: 6-12			50.0%	Rebounds				
FT % 1st Half: 2-3			66.7%	2nd half: 9-13			69.2%	Game: 11-16			68.8%	0				

UNLV 61 • 4-3

#	Player	Total		3-Ptr		Rebounds			PF	TP	A	TO	Blk	Stl	Min
		FG-FGA	FG-FGA	FT-FTA	Off	Def	Tot								
10	JUISTON, Shakur	f	0-3	0-2	3-6	1	5	6	5	3	3	5	1	1	24
24	NTAMBWE, Joel	f	2-6	2-3	1-2	1	1	2	1	7	1	1	0	1	16
34	DIONG, Mbacke	f	0-0	0-0	0-0	1	0	1	3	0	1	0	0	0	17
01	CLYBURN, Kris	g	4-10	2-6	2-2	4	5	9	2	12	1	2	1	0	35
05	ROBOTHAM, Noah	g	0-4	0-3	0-0	0	1	1	0	0	1	0	0	3	20
03	HARDY, Amauri	g	6-11	3-7	7-11	2	2	4	1	22	1	2	0	0	25
13	HAMILTON, Bryce	g	4-13	0-3	2-2	2	3	5	3	10	0	0	0	0	24
14	BECK, Tervell	g	1-2	0-0	1-4	2	0	2	2	3	0	1	1	1	19
15	DEMBELE, Cheickna	g	0-1	0-0	0-0	0	0	0	0	0	0	1	0	0	6
30	T. TCHATCHOUA, Jonat	g	1-1	0-0	2-2	1	3	4	0	4	0	0	1	0	14
Team						2	1	3							
Totals			18-51	7-24	18-29	16	21	37	17	61	8	14	4	6	200
FG % 1st Half: 9-24		37.5%	2nd half: 9-27		33.3%	Game: 18-51		35.3%	Deadball						
3FG % 1st Half: 3-10		30.0%	2nd half: 4-14		28.6%	Game: 7-24		29.2%	Rebounds						
FT % 1st Half: 3-8		37.5%	2nd half: 15-21		71.4%	Game: 18-29		62.1%	6						

Officials: Kelly Self, Randy McCall, Verne Harris
 Technical fouls: Cincinnati-None. UNLV-None.
 Attendance: 9572

Score by periods	1st	2nd	Total
Cincinnati	33	32	65
UNLV	24	37	61

Last FG - CIN 2nd-00:34, LV 2nd-00:12.
 Largest lead - CIN by 12 1st-06:26, LV None.
 CIN led for 39:04, LV led for 00:00, Game was tied for 00:56.

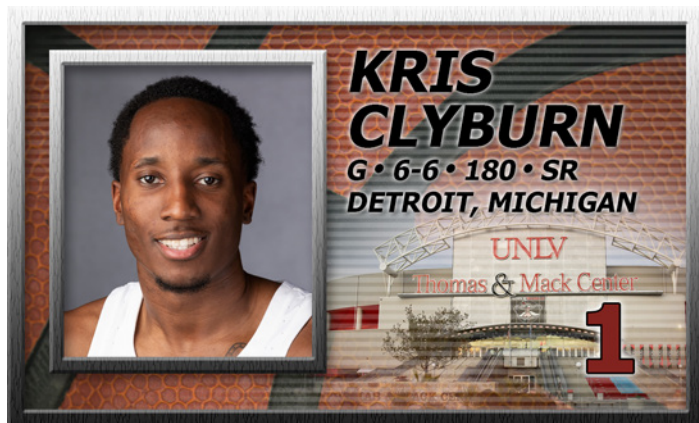
Score tied - 0 times.
 Lead changed - 0 times.

NOTES:

- The UNLV men's basketball team (4-3) rallied to get within a single possession three times over the final 3:30, but fell short in a 65-61 loss to Cincinnati at the Thomas & Mack Center on Dec. 1.
- Three Runnin' Rebels scored in double figures, led by sophomore guard Amauri Hardy's career-high 22 points. Senior guard Kris Clyburn added 12 with a game-high nine rebounds, while freshman guard Bryce Hamilton chipped in 10 points.
- Cincinnati (7-1) won its seventh straight game and was led by Keith Williams' 15 points and eight rebounds. Cane Broome added 14 points.
- The Bearcats led from the start and increased their advantage to 12 points on three different occasions in the first half.
- UNLV fought back to trail 59-56 with 1:45 left, but Cincinnati pushed its lead back to seven with 34 seconds to play. A Hardy 3-pointer cut the deficit to three again at 64-61 with 11 seconds left, but Nysier Brooks put the game away by making one of two free throws.
- STAT OF THE GAME: UNLV missed 11 free throws, going 18 of 29 for the game.
- QUOTABLE: "I'm proud of the guys and proud of their fight. We took a step forward. We took care of the ball really well the second half. We handled their pressure well after those first eight or nine minutes, but we fell short. I think the fans saw the makings of the future in terms of our energy and effort. It always hurts to lose, you feel like they are missed opportunities." - UNLV Head Coach Marvin Menzies
- "It's a 40-minute game. It's never over, we kept grinding and kept trying to pull out the win. Unfortunately we didn't, but it is never over. We don't want to give up. We continued to fight." - Hardy
- Cincinnati is now 6-0 all-time vs. the Runnin' Rebels.
- UNLV turned the ball over on each of its first three possessions and had eight turnovers in the first eight minutes. The Runnin' Rebels committed just six in the final 32 minutes.
- Cincinnati made 6 of 12 3-pointers for the game.
- UNLV shot 35.3 percent from the field and 29.2 percent on 3-pointers.
- Cincinnati scored 19 points off turnovers, while UNLV had nine.
- Cincinnati outscored UNLV in points in the paint, 26-16.
- Cincinnati led 33-24 at the half.
- UNLV has out-rebounded its opponent in all seven of its games this season, including 37-31 vs. Cincinnati.
- UNLV has made at least one 3-pointer in a NCAA-record 1,046 straight games.

NOTES:

- The UNLV men's basketball team committed a season-high 25 turnovers and had its four-game win streak snapped with a 72-64 loss to Valparaiso Nov. 28 at the Thomas & Mack Center.
- The game was part of the Mountain West-Missouri Valley Conference Challenge.
- Three Runnin' Rebels (4-2) scored in double figures, led by senior forward Shakur Juiston's third double-double of the season with a team-high 14 points and a career-high-tying 19 rebounds. Senior guard Kris Clyburn added 12 points, while senior guard Noah Robotham scored 10.
- The Crusaders (4-3) had also had three score in double figures, led by Derrick Smits' double-double of a game-high 20 points and a team-high 12 rebounds.
- THE TURNING POINT: Trailing 35-25 with 3:37 to go in the first half, Valpo went on a 21-2 run that spanned part of both halves to take a 46-37 lead with 14 minutes to go in the game.
- STATS OF THE GAME: Valpo scored 31 points off of UNLV's turnovers and added 18 second-chance points.
- QUOTABLE: "You are always disappointed after a loss. 49 of their 72 points were a result of us either not blocking out or throwing the ball away. The game slippage is extremely high right now with this young team. That is probably the most challenging thing as a teacher, to watch the process in the early stages when you don't have the result that you play for. We will go back and come up with some creative ways to get our guys to concentrate more on the details and as a result play better basketball." - UNLV Head Coach Marvin Menzies
- This was the first meeting between UNLV and Valparaiso.
- UNLV is now 4-4 all-time in the MW-MVC Challenge.
- UNLV's biggest lead was 11 points with 5:46 to go in the first half, while Valpo led by as many as 14 in the second half.
- There were 11 ties and three lead changes throughout the game.
- UNLV shot 60.0 percent from the field in the first half (15 of 25), but just 29.3 percent in the second (12 of 41) and finished the game at 40.9 percent.
- The Runnin' Rebels led 35-31 at halftime.
- UNLV has out-rebounded its opponent in all six of its games this season (45-41 vs. Valpo).
- UNLV has made at least one 3-pointer in a NCAA-record 1,045 straight games.



2018-19 SEASON HIGHS

PTS - 17 - Pacific (11/20)
RBS - 9 - Cincinnati (12/1)
AST - 3 - Loyola Marymount (11/10)
BLK - 2 - Loyola Marymount (11/10)
STL - 1 - Twice (last - Pacific - 11/20)
DOUBLE-DOUBLES - 0

CAREER HIGHS

PTS - 20 - at Northern Iowa (11/29/17)
RBS - 13 - Twice (last - Boise State - 1/4/17)
AST - 6 - San Jose State (1/31/18)
BLK - 2 - Twice (last - Loyola Marymount - 11/10/18)
STL - 4 - at Colorado State (12/28/16)
DOUBLE-DOUBLES - 3 - last at Fresno State (3/4/17) - 18 pts, 12 rebs

CLYBURN'S CAREER STATISTICS (AT UNLV)

YEAR	GP	GS	MIN	AVG	FG	FGA	PCT	3FG	3FGA	PCT	FT	FTA	PCT	OR	DR	TOT	AVG	PF	FO	AST	TO	BLK	ST	PTS	AVG
2016-17	32	22	781	24.4	80	220	.364	25	86	.291	47	67	.701	48	122	170	5.3	49	1	40	34	6	22	232	7.3
2017-18	33	20	748	22.7	84	205	.410	34	104	.327	39	69	.565	40	65	105	3.2	43	0	48	43	9	17	241	7.3
2018-19	7	7	191	27.3	27	61	.443	8	27	.296	20	21	.952	8	20	28	4.0	7	0	10	11	3	2	82	11.7
TOTAL	72	49	1720	23.9	191	486	.393	67	217	.309	106	157	.675	96	207	303	4.2	99	1	98	88	18	41	555	7.7

CLYBURN'S 2018-19 SEASON GAME-BY-GAME STATISTICS

OPPONENT	DATE	GS	MIN	FG	FGA	PCT	3FG	3FGA	PCT	FT	FTA	PCT	OR	DR	TOT	AVG	PF	FO	AST	TO	BLK	ST	PTS	AVG
L. MARYMOUNT	11/10/18	*	34	3	9	.333	1	4	.250	1	1	1.000	0	3	3	3.0	2	0	3	5	2	0	8	8.0
UC RIVERSIDE	11/13/18	*	20	3	7	.429	1	3	.333	2	2	1.000	0	3	3	3.0	0	0	2	1	0	1	9	8.5
OAKLAND	11/16/18	*	27	4	7	.571	0	2	.000	2	2	1.000	0	3	3	3.0	0	0	2	1	0	0	10	9.0
PACIFIC	11/20/18	*	21	6	9	.667	3	6	.500	2	3	.667	1	0	1	2.5	3	0	0	2	0	1	17	11.0
SOUTHERN UTAH	11/23/18	*	27	3	8	.375	1	4	.250	7	7	1.000	1	4	5	3.0	0	0	1	0	0	0	14	11.6
VALPARAISO	11/28/18	*	27	4	11	.364	0	2	.000	4	4	1.000	2	2	4	3.2	0	0	1	0	0	0	12	11.7
CINCINNATI	12/01/18	*	35	4	10	.400	2	6	.333	2	2	1.000	4	5	9	4.0	2	0	1	2	1	0	12	11.7
Totals		7	191	27	61	.443	8	27	.296	20	21	.952	8	20	28	4.0	7	0	10	11	3	2	82	11.7

Games played: 7
Minutes/game: 27.3
Points/game: 11.7
FG Pct: 44.3
3FG Pct: 29.6
FT Pct: 95.2

Rebounds/game: 4.0
Assists/game: 1.4
Turnovers/game: 1.6
Assist/turnover ratio: 0.9
Steals/game: 0.3
Blocks/game: 0.4



2018-19 SEASON HIGHS

PTS - 3 - Loyola Marymount (11/10)
RBS - 1 - Loyola Marymount (11/10)
AST - 1 - Loyola Marymount (11/10)
BLK - 1 - Pacific (11/20)
STL - 1 - Loyola Marymount (11/10)
DOUBLE-DOUBLES - 0

CAREER HIGHS

PTS - 8 - UC Riverside (11/16/16)
RBS - 1 - Twice (last - Loyola Marymount - 11/10/18)
AST - 1 - Twice (last - Loyola Marymount - 11/10/18)
BLK - 1 - Pacific (11/20/18)
STL - 1 - Loyola Marymount (11/10/18)
DOUBLE-DOUBLES - 0

COUPET JR.'S CAREER STATISTICS

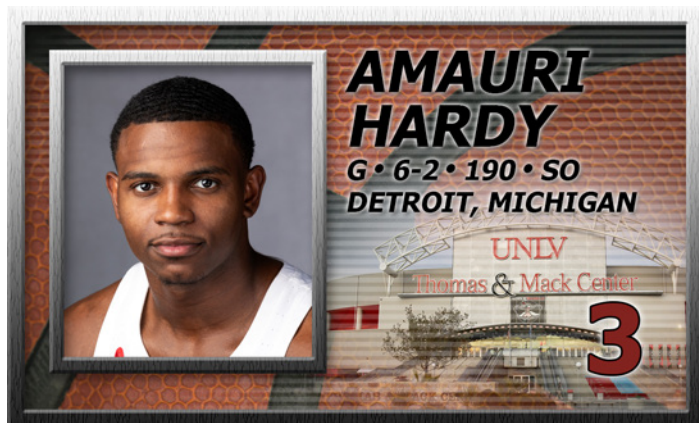
YEAR	GP	GS	MIN	AVG	FG	FGA	PCT	3FG	3FGA	PCT	FT	FTA	PCT	OR	DR	TOT	AVG	PF	FO	AST	TO	BLK	ST	PTS	AVG
2016-17	17	2	116	6.8	7	22	.318	0	10	.000	8	10	.800	9	17	26	1.5	12	0	10	6	0	0	22	1.3
2017-18																									
2018-19	2	0	13	6.5	2	4	.500	0	2	.000	1	1	1.000	1	0	1	0.5	1	0	1	0	1	1	5	2.5
TOTAL	19	2	129	6.8	9	26	.346	0	12	.000	9	11	.818	10	17	27	1.4	13	0	11	6	1	1	27	1.4

COUPET JR.'S 2018-19 SEASON GAME-BY-GAME STATISTICS

OPPONENT	DATE	GS	MIN	FG	FGA	PCT	3FG	3FGA	PCT	FT	FTA	PCT	OR	DR	TOT	AVG	PF	FO	AST	TO	BLK	ST	PTS	AVG
L. MARYMOUNT	11/10/18	9	1	1	1	1.000	0	0	.000	1	1	1.000	1	0	1	1.0	1	0	1	0	0	1	3	3.0
PACIFIC	11/20/18	4	1	3	.333	0	2	.000	0	0	.000	0	0	0	0.5	0	0	0	0	1	0	2	2.5	
Totals		0	13	2	4	.500	0	2	.000	1	1	1.000	1	0	1	0.5	1	0	1	0	1	1	5	2.5

Games played: 2
Minutes/game: 6.5
Points/game: 2.5
FG Pct: 50.0
3FG Pct: 0.0
FT Pct: 100.0

Rebounds/game: 0.5
Assists/game: 0.5
Assist/turnover ratio: 99.9
Steals/game: 0.5
Blocks/game: 0.5



2018-19 SEASON HIGHS

PTS - 22 - Cincinnati (12/1)
RBS - 4 - Cincinnati (12/1)
AST - 5 - Pacific (11/20)
BLK - 0
STL - 2 - UC Riverside (11/13)
DOUBLE-DOUBLES - 0

CAREER HIGHS

PTS - 22 - Cincinnati (12/1/18)
RBS - 4 - Five times (last - Cincinnati - 12/1/18)
AST - 5 - Pacific (11/20/18)
BLK - 2 - Fresno State (2/21/18)
STL - 2 - Three times (last - UC Riverside - 11/13/18)
DOUBLE-DOUBLES - 0

HARDY'S CAREER STATISTICS

YEAR	GP	GS	MIN	AVG	FG	FGA	PCT	3FG	3FGA	PCT	FT	FTA	PCT	OR	DR	TOT	AVG	PF	FO	AST	TO	BLK	ST	PTS	AVG
2017-18	33	0	625	18.9	60	148	.405	20	68	.294	24	33	.727	7	44	51	1.5	43	0	54	25	6	14	164	5.0
2018-19	7	0	154	22.0	25	51	.490	6	22	.273	16	24	.667	5	7	12	1.7	13	0	15	17	0	3	72	10.3
TOTAL	40	0	779	19.5	85	199	.427	26	90	.289	40	57	.702	12	51	63	1.6	56	0	69	42	6	17	236	5.9

HARDY'S 2018-19 SEASON GAME-BY-GAME STATISTICS

OPPONENT	DATE	GS	MIN	FG	FGA	PCT	3FG	3FGA	PCT	FT	FTA	PCT	OR	DR	TOT	AVG	PF	FO	AST	TO	BLK	ST	PTS	AVG
L. MARYMOUNT	11/10/18		18	3	6	.500	0	1	.000	0	0	.000	0	0	0	0.0	4	0	0	2	0	0	6	6.0
UC RIVERSIDE	11/13/18		25	1	6	.167	0	4	.000	2	4	.500	0	3	3	1.5	1	0	4	3	0	2	4	5.0
OAKLAND	11/16/18		23	5	6	.833	2	3	.667	0	0	.000	0	1	1	1.3	0	0	2	1	0	0	12	7.3
PACIFIC	11/20/18		22	5	8	.625	0	2	.000	3	3	1.000	0	0	0	1.0	1	0	5	2	0	1	13	8.8
SOUTHERN UTAH	11/23/18		22	2	5	.400	0	2	.000	4	6	.667	3	0	3	1.4	4	0	2	2	0	0	8	8.6
VALPARAISO	11/28/18		19	3	9	.333	1	3	.333	0	0	.000	0	1	1	1.3	2	0	1	5	0	0	7	8.3
CINCINNATI	12/01/18		25	6	11	.545	3	7	.429	7	11	.636	2	2	4	1.7	1	0	1	2	0	0	22	10.3
Totals		0	154	25	51	.490	6	22	.273	16	24	.667	5	7	12	1.7	13	0	15	17	0	3	72	10.3

Games played: 7
Minutes/game: 22.0
Points/game: 10.3
FG Pct: 49.0
3FG Pct: 27.3
FT Pct: 66.7

Rebounds/game: 1.7
Assists/game: 2.1
Turnovers/game: 2.4
Assist/turnover ratio: 0.9
Steals/game: 0.4



2018-19 SEASON HIGHS

PTS - 11 - Pacific (11/20)
RBS - 3 - Twice (last - Southern Utah - 11/23)
AST - 6 - Pacific (11/20)
BLK - 0
STL - 3 - Cincinnati (12/1)
DOUBLE-DOUBLES - 0

CAREER HIGHS

PTS - 27 - Marshall (12/17/16)
RBS - 6 - Five times (last - Toledo - 2/14/17)
AST - 8 - Central Michigan (2/6/16)
BLK - 2 - Eastern Michigan (3/10/16)
STL - 5 - Buffalo (3/12/16)
DOUBLE-DOUBLES - 0

ROBOTHAM'S CAREER STATISTICS (AT UNLV)

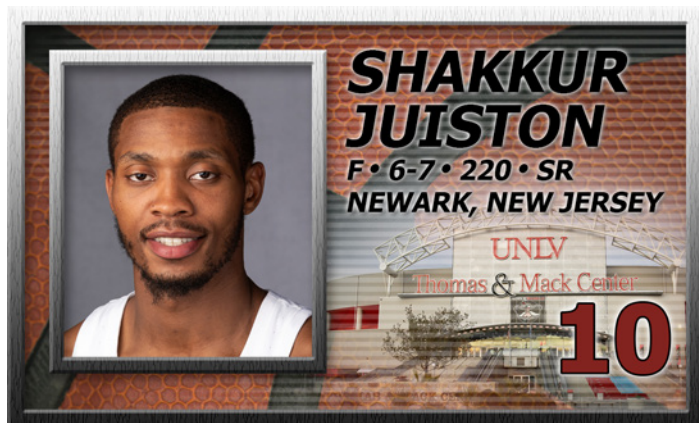
YEAR	GP	GS	MIN	AVG	FG	FGA	PCT	3FG	3FGA	PCT	FT	FTA	PCT	OR	DR	TOT	AVG	PF	FO	AST	TO	BLK	ST	PTS	AVG
2018-19	7	7	178	25.4	15	50	.300	8	38	.211	4	7	.571	3	5	8	1.1	12	0	27	13	0	8	42	6.0
TOTAL	7	7	178	25.4	15	50	.300	8	38	.211	4	7	.571	3	5	8	1.1	12	0	27	13	0	8	42	6.0

ROBOTHAM'S 2018-19 SEASON GAME-BY-GAME STATISTICS

OPPONENT	DATE	GS	MIN	FG	FGA	PCT	3FG	3FGA	PCT	FT	FTA	PCT	OR	DR	TOT	AVG	PF	FO	AST	TO	BLK	ST	PTS	AVG
L. MARYMOUNT	11/10/18	*	35	1	8	.125	1	7	.143	0	0	.000	1	2	3	3.0	4	0	4	6	0	1	3	3.0
UC RIVERSIDE	11/13/18	*	24	1	6	.167	1	5	.200	1	2	.500	0	0	0	1.5	1	0	2	2	0	1	4	3.5
OAKLAND	11/16/18	*	22	3	7	.429	1	5	.200	0	0	.000	0	0	0	1.0	2	0	4	0	0	0	7	4.7
PACIFIC	11/20/18	*	22	4	6	.667	3	5	.600	0	0	.000	1	0	1	1.0	1	0	6	0	0	0	11	6.3
SOUTHERN UTAH	11/23/18	*	27	2	8	.250	1	7	.143	2	4	.500	1	2	3	1.4	3	0	5	4	0	1	7	6.4
VALPARAISO	11/28/18	*	28	4	11	.364	1	6	.167	1	1	1.000	0	0	0	1.2	1	0	5	1	0	2	10	7.0
CINCINNATI	12/01/18	*	20	0	4	.000	0	3	.000	0	0	.000	0	1	1	1.1	0	0	1	0	0	3	0	6.0
Totals		7	178	15	50	.300	8	38	.211	4	7	.571	3	5	8	1.1	12	0	27	13	0	8	42	6.0

Games played: 7
Minutes/game: 25.4
Points/game: 6.0
FG Pct: 30.0
3FG Pct: 21.1
FT Pct: 57.1

Rebounds/game: 1.1
Assists/game: 3.9
Turnovers/game: 1.9
Assist/turnover ratio: 2.1
Steals/game: 1.1



2018-19 SEASON HIGHS

PTS - 18 - Oakland (11/16)
RBS - 19 - Valparaiso (11/28)
AST - 4 - Pacific (11/20)
BLK - 2 - Valparaiso (11/28)
STL - 3 - UC Riverside (11/13)
DOUBLE-DOUBLES - 3 - last - Valparaiso (11/28) - 14 pts, 19 rebs

CAREER HIGHS

PTS - 30 - Northern Colorado (12/22/17)
RBS - 19 - Twice (last - Valparaiso - 11/28/18)
AST - 6 - Eastern Washington (11/17/17)
BLK - 4 - Arizona (12/2/17)
STL - 4 - San Diego State (1/27/18)
DOUBLE-DOUBLES - 18 - last - Valparaiso (11/28/18) - 14 pts, 19 rebs

JUISTON'S CAREER STATISTICS (AT UNLV)


YEAR	GP	GS	MIN	AVG	FG	FGA	PCT	3FG	3FGA	PCT	FT	FTA	PCT	OR	DR	TOT	AVG	PF	FO	AST	TO	BLK	ST	PTS	AVG
2017-18	33	33	1002	30.4	218	341	.639	2	2	1.000	44	86	.512	89	240	329	10.0	93	2	64	84	21	30	482	14.6
2018-19	7	7	208	29.7	31	68	.456	3	12	.250	12	21	.571	14	53	67	9.6	21	1	13	27	5	12	77	11.0
TOTAL	40	40	1210	30.3	249	409	.609	5	14	.357	56	107	.523	103	293	396	9.9	114	3	77	111	26	42	559	14.0

JUISTON'S 2018-19 SEASON GAME-BY-GAME STATISTICS

OPPONENT	DATE	GS	MIN	FG	FGA	PCT	3FG	3FGA	PCT	FT	FTA	PCT	OR	DR	TOT	AVG	PF	FO	AST	TO	BLK	ST	PTS	AVG
L. MARYMOUNT	11/10/18	*	33	5	11	.455	0	1	.000	2	3	.667	0	7	7	7.0	2	0	2	5	1	2	12	12.0
UC RIVERSIDE	11/13/18	*	29	2	7	.286	0	0	.000	2	4	.500	1	5	6	6.5	2	0	1	3	0	3	6	9.0
OAKLAND	11/16/18	*	29	8	13	.615	0	2	.000	2	2	1.000	3	7	10	7.7	4	0	2	3	0	1	18	12.0
PACIFIC	11/20/18	*	26	5	8	.625	3	4	.750	0	2	.000	0	3	3	6.5	1	0	4	1	0	2	13	12.3
SOUTHERN UTAH	11/23/18	*	30	4	11	.364	0	1	.000	3	4	.750	5	11	16	8.4	4	0	0	5	1	2	11	12.0
VALPARAISO	11/28/18	*	37	7	15	.467	0	2	.000	0	0	.000	4	15	19	10.2	3	0	1	5	2	1	14	12.3
CINCINNATI	12/01/18	*	24	0	3	.000	0	2	.000	3	6	.500	1	5	6	9.6	5	1	3	5	1	1	3	11.0
Totals		7	208	31	68	.456	3	12	.250	12	21	.571	14	53	67	9.6	21	1	13	27	5	12	77	11.0

Games played: 7
Minutes/game: 29.7
Points/game: 11.0
FG Pct: 45.6
3FG Pct: 25.0
FT Pct: 57.1

Rebounds/game: 9.6
Assists/game: 1.9
Turnovers/game: 3.9
Assist/turnover ratio: 0.5
Steals/game: 1.7
Blocks/game: 0.7



2018-19 SEASON HIGHS

PTS - 16 - UC Riverside (11/13)
RBS - 5 - Cincinnati (12/1)
AST - 3 - Twice (last - Pacific - 11/20)
BLK - 1 - Twice (last - Southern Utah - 11/23)
STL - 2 - Valparaiso (11/28)
DOUBLE-DOUBLES - 0

CAREER HIGHS

PTS - 16 - UC Riverside (11/13/18)
RBS - 5 - Cincinnati (12/1/18)
AST - 3 - Twice (last - Pacific - 11/20/18)
BLK - 1 - Twice (last - Southern Utah - 11/23/18)
STL - 2 - Valparaiso (11/28/18)
DOUBLE-DOUBLES - 0

HAMILTON'S CAREER STATISTICS

YEAR	GP	GS	MIN	AVG	FG	FGA	PCT	3FG	3FGA	PCT	FT	FTA	PCT	OR	DR	TOT	AVG	PF	FO	AST	TO	BLK	ST	PTS	AVG
2018-19	7	0	123	17.6	17	41	.415	6	16	.375	7	9	.778	3	14	17	2.4	11	0	11	6	2	3	47	6.7
TOTAL	7	0	123	17.6	17	41	.415	6	16	.375	7	9	.778	3	14	17	2.4	11	0	11	6	2	3	47	6.7

HAMILTON'S 2018-19 SEASON GAME-BY-GAME STATISTICS

OPPONENT	DATE	GS	MIN	FG	FGA	PCT	3FG	3FGA	PCT	FT	FTA	PCT	OR	DR	TOT	AVG	PF	FO	AST	TO	BLK	ST	PTS	AVG
L. MARYMOUNT	11/10/18	6	0	3	.000	0	1	.000	0	0	.000	0	0	0	0.0	1	0	1	0	0	0	0	0	0.0
UC RIVERSIDE	11/13/18	23	5	5	1.000	3	3	1.000	3	5	.600	1	3	4	2.0	1	0	1	0	0	0	0	16	8.0
OAKLAND	11/16/18	14	1	3	.333	0	0	.000	0	0	.000	0	1	1	1.7	0	0	3	1	1	0	2	6.0	
PACIFIC	11/20/18	15	2	5	.400	2	4	.500	0	0	.000	0	4	4	2.3	2	0	3	3	0	0	6	6.0	
SOUTHERN UTAH	11/23/18	23	3	7	.429	1	3	.333	2	2	1.000	0	2	2	2.2	2	0	2	0	1	1	9	6.6	
VALPARAISO	11/28/18	18	2	5	.400	0	2	.000	0	0	.000	0	1	1	2.0	2	0	1	2	0	2	4	6.2	
CINCINNATI	12/01/18	24	4	13	.308	0	3	.000	2	2	1.000	2	3	5	2.4	3	0	0	0	0	0	10	6.7	
Totals		0	123	17	41	.415	6	16	.375	7	9	.778	3	14	17	2.4	11	0	11	6	2	3	47	6.7

Games played: 7
Minutes/game: 17.6
Points/game: 6.7
FG Pct: 41.5
3FG Pct: 37.5
FT Pct: 77.8

Rebounds/game: 2.4
Assists/game: 1.6
Turnovers/game: 0.9
Assist/turnover ratio: 1.8
Steals/game: 0.4
Blocks/game: 0.3



2018-19 SEASON HIGHS

PTS - 11 - UC Riverside (11/13)
RBS - 8 - Southern Utah (11/23)
AST - 1 - Twice (last - Valparaiso - 11/28)
BLK - 1 - Twice (last - Cincinnati - 12/1)
STL - 2 - Valparaiso (11/28)
DOUBLE-DOUBLES - 0

CAREER HIGHS

PTS - 17 - at Utah State (3/3/18)
RBS - 8 - Southern Utah (11/23/18)
AST - 3 - Oral Roberts (12/5/17)
BLK - 2 - Air Force (2/14/18)
STL - 2 - Valparaiso (11/28/18)
DOUBLE-DOUBLES - 0

BECK'S CAREER STATISTICS

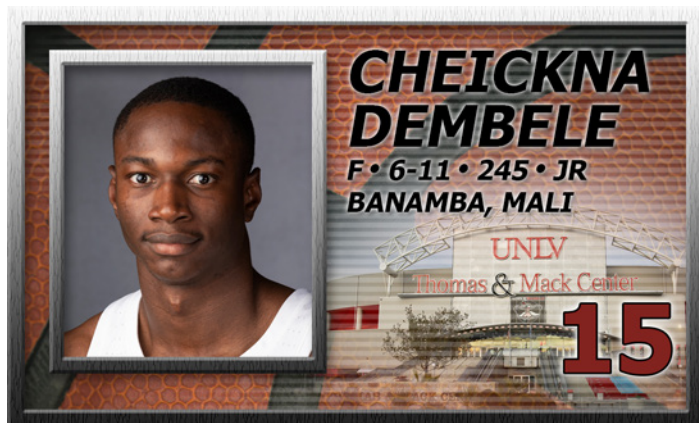
YEAR	GP	GS	MIN	AVG	FG	FGA	PCT	3FG	3FGA	PCT	FT	FTA	PCT	OR	DR	TOT	AVG	PF	FO	AST	TO	BLK	ST	PTS	AVG
2017-18	33	13	533	16.2	88	148	.595	9	25	.360	57	92	.620	35	43	78	2.4	49	1	16	32	4	6	242	7.3
2018-19	7	0	111	15.9	15	26	.577	3	6	.500	9	19	.474	9	15	24	3.4	11	0	2	15	2	4	42	6.0
TOTAL	40	13	644	16.1	103	174	.592	12	31	.387	66	111	.595	44	58	102	2.6	60	1	18	47	6	10	284	7.1

BECK'S 2018-19 SEASON GAME-BY-GAME STATISTICS

OPPONENT	DATE	GS	MIN	FG	FGA	PCT	3FG	3FGA	PCT	FT	FTA	PCT	OR	DR	TOT	AVG	PF	FO	AST	TO	BLK	ST	PTS	AVG
L. MARYMOUNT	11/10/18	14	2	4	.500	0	1	.000	0	0	.000	1	3	4	4.0	1	0	0	4	0	1	4	4.0	
UC RIVERSIDE	11/13/18	16	4	4	1.000	2	2	1.000	1	3	.333	0	1	1	2.5	2	0	0	2	0	0	11	7.5	
OAKLAND	11/16/18	15	2	5	.400	1	2	.500	2	3	.667	1	3	4	3.0	0	0	0	2	0	0	7	7.3	
PACIFIC	11/20/18	9	1	2	.500	0	1	.000	0	0	.000	0	2	2	2.8	1	0	0	0	0	0	2	6.0	
SOUTHERN UTAH	11/23/18	17	2	5	.400	0	0	.000	5	9	.556	3	5	8	3.8	2	0	1	2	1	0	9	6.6	
VALPARAISO	11/28/18	21	3	4	.750	0	0	.000	0	0	.000	2	1	3	3.7	3	0	1	4	0	2	6	6.5	
CINCINNATI	12/01/18	19	1	2	.500	0	0	.000	1	4	.250	2	0	2	3.4	2	0	0	1	1	1	3	6.0	
Totals		0	111	15	26	.577	3	6	.500	9	19	.474	9	15	24	3.4	11	0	2	15	2	4	42	6.0

Games played: 7
Minutes/game: 15.9
Points/game: 6.0
FG Pct: 57.7
3FG Pct: 50.0
FT Pct: 47.4

Rebounds/game: 3.4
Assists/game: 0.3
Turnovers/game: 2.1
Assist/turnover ratio: 0.1
Steals/game: 0.6
Blocks/game: 0.3



2018-19 SEASON HIGHS

PTS - 4 - UC Riverside (11/13)
RBS - 5 - Three times (last - Valparaiso - 11/28)
AST - 1 - Oakland (11/16)
BLK - 1 - Twice (last - Valparaiso - 11/28)
STL - 1 - Southern Utah (11/23)
DOUBLE-DOUBLES - 0

CAREER HIGHS

PTS - 13 - Incarnate Word (12/14/16)
RBS - 11 - at Wyoming (1/25/17)
AST - 3 - Mississippi Valley State (12/20/17)
BLK - 5 - San Diego State (3/8/17)
STL - 1 - 10 times (last - Southern Utah - 11/23/18)
DOUBLE-DOUBLES - 0

DEMBELE'S CAREER STATISTICS

YEAR	GP	GS	MIN	AVG	FG	FGA	PCT	3FG	3FGA	PCT	FT	FTA	PCT	OR	DR	TOT	AVG	PF	FO	AST	TO	BLK	ST	PTS	AVG
2016-17	28	17	537	19.2	42	92	.457	0	0	.000	27	56	.482	53	70	123	4.4	71	2	7	47	35	4	111	4.0
2017-18	25	0	177	7.1	14	30	.467	0	0	.000	13	28	.464	23	9	32	1.3	19	0	10	12	14	5	41	1.6
2018-19	7	0	68	9.7	4	11	.364	0	0	.000	5	8	.625	9	14	23	3.3	5	0	1	5	2	1	13	1.9
TOTAL	60	17	782	13.0	60	133	.451	0	0	.000	45	92	.489	85	93	178	3.0	95	2	18	64	51	10	165	2.8

DEMBELE'S 2018-19 SEASON GAME-BY-GAME STATISTICS

OPPONENT	DATE	GS	MIN	FG	FGA	PCT	3FG	3FGA	PCT	FT	FTA	PCT	OR	DR	TOT	AVG	PF	FO	AST	TO	BLK	ST	PTS	AVG
L. MARYMOUNT	11/10/18	6	0	0	0	.000	0	0	.000	0	0	.000	0	5	5	5.0	0	0	0	0	1	0	0	0.0
UC RIVERSIDE	11/13/18	13	1	4	250	0	0	0	.000	2	2	1.000	2	2	4	4.5	1	0	0	0	0	0	4	2.0
OAKLAND	11/16/18	15	1	2	.500	0	0	0	.000	0	0	.000	3	2	5	4.7	2	0	1	0	0	0	2	2.0
PACIFIC	11/20/18	8	1	1	1.000	0	0	0	.000	1	2	.500	0	2	2	4.0	1	0	0	0	0	0	3	2.3
SOUTHERN UTAH	11/23/18	9	0	0	.000	0	0	0	.000	2	2	1.000	1	1	2	3.6	0	0	0	1	0	1	2	2.2
VALPARAISO	11/28/18	11	1	3	.333	0	0	0	.000	0	2	.000	3	2	5	3.8	1	0	0	3	1	0	2	2.2
CINCINNATI	12/01/18	6	0	1	.000	0	0	0	.000	0	0	.000	0	0	0	3.3	0	0	0	1	0	0	0	1.9
Totals		0	68	4	11	.364	0	0	.000	5	8	.625	9	14	23	3.3	5	0	1	5	2	1	13	1.9

Games played: 7
Minutes/game: 9.7
Points/game: 1.9
FG Pct: 36.4
FT Pct: 62.5

Rebounds/game: 3.3
Assists/game: 0.1
Turnovers/game: 0.7
Assist/turnover ratio: 0.2
Steals/game: 0.1
Blocks/game: 0.3



2018-19 SEASON HIGHS

PTS - 2 - Pacific (11/20)
RBS - 1 - Pacific (11/20)
AST - 0
BLK - 0
STL - 0
DOUBLE-DOUBLES - 0

CAREER HIGHS

PTS - 16 - at Montana State (1/23/16)
RBS - 7 - New Hope (12/18/15)
AST - 2 - Five times (last - at Northern Arizona - 3/2/17)
BLK - 1 - Eight times (last - at Eastern Washington - 2/17/17)
STL - 1 - Nine times (last - North Dakota - 3/10/17)
DOUBLE-DOUBLES - 0

BLAIR'S CAREER STATISTICS (AT UNLV)


YEAR	GP	GS	MIN	AVG	FG	FGA	PCT	3FG	3FGA	PCT	FT	FTA	PCT	OR	DR	TOT	AVG	PF	FO	AST	TO	BLK	ST	PTS	AVG
2018-19	1	0	4	4.0	1	1	1.000	0	0	.000	0	0	.000	0	1	1	1.0	0	0	0	1	0	0	2	2.0
TOTAL	1	0	4	4.0	1	1	1.000	0	0	.000	0	0	.000	0	1	1	1.0	0	0	0	1	0	0	2	2.0

BLAIR'S 2018-19 SEASON GAME-BY-GAME STATISTICS

OPPONENT	DATE	GS	MIN	FG	FGA	PCT	3FG	3FGA	PCT	FT	FTA	PCT	OR	DR	TOT	AVG	PF	FO	AST	TO	BLK	ST	PTS	AVG
PACIFIC	11/20/18	4	4	1	1	1.000	0	0	.000	0	0	.000	0	1	1	1.0	0	0	0	1	0	0	2	2.0
Totals		0	4	1	1	1.000	0	0	.000	0	0	.000	0	1	1	1.0	0	0	0	1	0	0	2	2.0

Games played: 1
Minutes/game: 4.0
Points/game: 2.0
FG Pct: 100.0

Rebounds/game: 1.0
Turnovers/game: 1.0



2018-19 SEASON HIGHS

PTS - 0
RBS - 2 - Pacific (11/20)
AST - 0
BLK - 0
STL - 0
DOUBLE-DOUBLES - 0

CAREER HIGHS

PTS - 0
RBS - 2 - Pacific (11/20/18)
AST - 0
BLK - 0
STL - 0
DOUBLE-DOUBLES - 0

WOODBURY'S CAREER STATISTICS

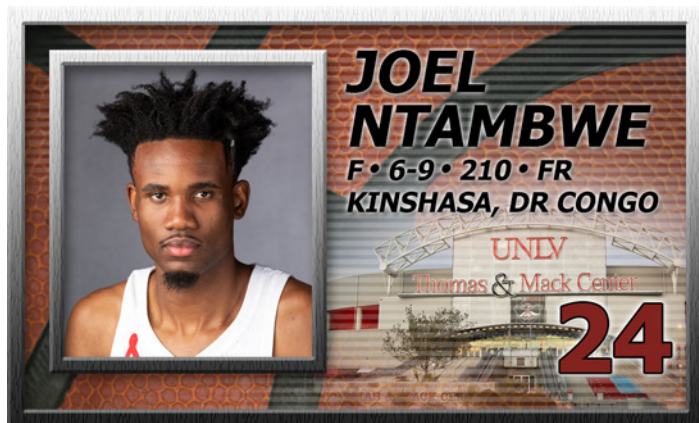
YEAR	GP	GS	MIN	AVG	FG	FGA	PCT	3FG	3FGA	PCT	FT	FTA	PCT	OR	DR	TOT	AVG	PF	FO	AST	TO	BLK	ST	PTS	AVG
2018-19	3	0	17	5.7	0	4	.000	0	2	.000	0	0	.000	0	3	3	1.0	5	0	0	2	0	0	0	0.0
TOTAL	3	0	17	5.7	0	4	.000	0	2	.000	0	0	.000	0	3	3	1.0	5	0	0	2	0	0	0	0.0

WOODBURY'S 2018-19 SEASON GAME-BY-GAME STATISTICS

OPPONENT	DATE	GS	MIN	FG	FGA	PCT	3FG	3FGA	PCT	FT	FTA	PCT	OR	DR	TOT	AVG	PF	FO	AST	TO	BLK	ST	PTS	AVG
OAKLAND	11/16/18	2	0	1	1	.000	0	0	.000	0	0	.000	0	0	0	0.0	1	0	0	0	0	0	0	0.0
PACIFIC	11/20/18	11	0	2	2	.000	0	1	.000	0	0	.000	0	2	2	1.0	4	0	0	1	0	0	0	0.0
VALPARAISO	11/28/18	4	0	1	1	.000	0	1	.000	0	0	.000	0	1	1	1.0	0	0	0	1	0	0	0	0.0
Totals		0	17	0	4	.000	0	2	.000	0	0	.000	0	3	3	1.0	5	0	0	2	0	0	0	0.0

Games played: 3
Minutes/game: 5.7
FG Pct: 0.0
3FG Pct: 0.0

Rebounds/game: 1.0
Turnovers/game: 0.7



2018-19 SEASON HIGHS

PTS - 7 - Twice (last - Cincinnati - 12/1)
RBS - 4 - UC Riverside (11/13)
AST - 2 - Pacific (11/20)
BLK - 1 - Twice (last - Valparaiso - 11/28)
STL - 1 - Four times (last - Cincinnati - 12/1)
DOUBLE-DOUBLES - 0

CAREER HIGHS

PTS - 7 - Twice (last - Cincinnati - 12/1/18)
RBS - 4 - UC Riverside (11/13/18)
AST - 2 - Pacific (11/20/18)
BLK - 1 - Twice (last - Valparaiso - 11/28/18)
STL - 1 - Four times (last - Cincinnati - 12/1/18)
DOUBLE-DOUBLES - 0

NTAMBWE'S CAREER STATISTICS

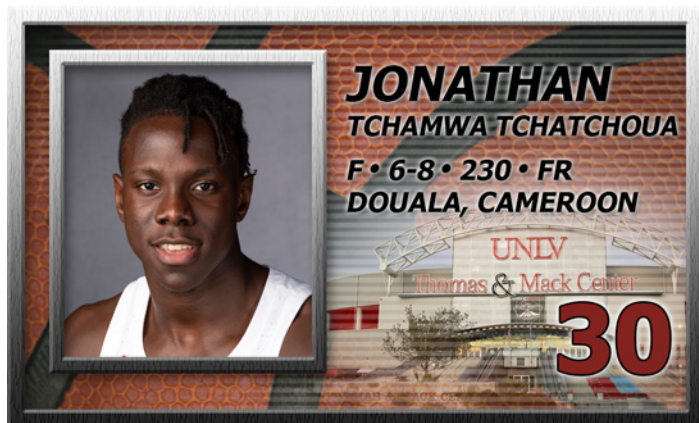
YEAR	GP	GS	MIN	AVG	FG	FGA	PCT	3FG	3FGA	PCT	FT	FTA	PCT	OR	DR	TOT	AVG	PF	FO	AST	TO	BLK	ST	PTS	AVG
2018-19	7	7	105	15.0	12	31	.387	4	11	.364	7	9	.778	10	8	18	2.6	13	0	3	7	2	4	35	5.0
TOTAL	7	7	105	15.0	12	31	.387	4	11	.364	7	9	.778	10	8	18	2.6	13	0	3	7	2	4	35	5.0

NTAMBWE'S 2018-19 SEASON GAME-BY-GAME STATISTICS

OPPONENT	DATE	GS	MIN	FG	FGA	PCT	3FG	3FGA	PCT	FT	FTA	PCT	OR	DR	TOT	AVG	PF	FO	AST	TO	BLK	ST	PTS	AVG
L. MARYMOUNT	11/10/18	*	10	2	5	.400	0	1	.000	0	0	.000	2	0	2	2.0	3	0	0	2	1	0	4	4.0
UC RIVERSIDE	11/13/18	*	19	3	6	.500	0	2	.000	0	1	.000	2	2	4	3.0	2	0	0	1	0	0	6	5.0
OAKLAND	11/16/18	*	17	1	4	.250	0	0	.000	0	0	.000	1	1	2	2.7	3	0	0	1	0	0	2	4.0
PACIFIC	11/20/18	*	15	1	4	.250	0	2	.000	2	2	1.000	1	2	3	2.8	1	0	2	0	0	1	4	4.0
SOUTHERN UTAH	11/23/18	*	16	2	4	.500	1	2	.500	2	2	1.000	2	0	2	2.6	1	0	0	1	0	1	7	4.6
VALPARAISO	11/28/18	*	12	1	2	.500	1	1	1.000	2	2	1.000	1	2	3	2.7	2	0	0	1	1	1	5	4.7
CINCINNATI	12/01/18	*	16	2	6	.333	2	3	.667	1	2	.500	1	1	2	2.6	1	0	1	1	0	1	7	5.0
Totals		7	105	12	31	.387	4	11	.364	7	9	.778	10	8	18	2.6	13	0	3	7	2	4	35	5.0

Games played: 7
Minutes/game: 15.0
Points/game: 5.0
FG Pct: 38.7
3FG Pct: 36.4
FT Pct: 77.8

Rebounds/game: 2.6
Assists/game: 0.4
Turnovers/game: 1.0
Assist/turnover ratio: 0.4
Steals/game: 0.6
Blocks/game: 0.3



2018-19 SEASON HIGHS

PTS - 7 - Pacific (11/20)
RBS - 5 - Oakland (11/16)
AST - 0
BLK - 1 - Twice (last - Cincinnati - 12/1)
STL - 0
DOUBLE-DOUBLES - 0

CAREER HIGHS

PTS - 7 - Pacific (11/20/18)
RBS - 5 - Oakland (11/16/18)
AST - 0
BLK - 1 - Twice (last - Cincinnati - 12/1/18)
STL - 0
DOUBLE-DOUBLES - 0

TCHAMWA TCHATCHOUA'S CAREER STATISTICS

YEAR	GP	GS	MIN	AVG	FG	FGA	PCT	3FG	3FGA	PCT	FT	FTA	PCT	OR	DR	TOT	AVG	PF	FO	AST	TO	BLK	ST	PTS	AVG
2018-19	7	0	55	7.9	6	11	.545	0	0	.000	7	8	.875	8	6	14	2.0	9	0	0	3	2	0	19	2.7
TOTAL	7	0	55	7.9	6	11	.545	0	0	.000	7	8	.875	8	6	14	2.0	9	0	0	3	2	0	19	2.7

TCHAMWA TCHATCHOUA'S 2018-19 SEASON GAME-BY-GAME STATISTICS

OPPONENT	DATE	GS	MIN	FG	FGA	PCT	3FG	3FGA	PCT	FT	FTA	PCT	OR	DR	TOT	AVG	PF	FO	AST	TO	BLK	ST	PTS	AVG
L. MARYMOUNT	11/10/18	3	0	0	.000	0	0	.000	2	2	1.000	0	0	0	0.0	0	0	0	0	0	0	0	2	2.0
UC RIVERSIDE	11/13/18	7	2	2	1.000	0	0	.000	0	0	.000	0	0	0	0.0	3	0	0	0	0	0	0	4	3.0
OAKLAND	11/16/18	12	1	3	.333	0	0	.000	0	0	.000	3	2	5	1.7	3	0	0	2	0	0	0	2	2.7
PACIFIC	11/20/18	9	2	2	1.000	0	0	.000	3	4	.750	3	1	4	2.3	2	0	0	1	0	0	0	7	3.8
SOUTHERN UTAH	11/23/18	7	0	1	.000	0	0	.000	0	0	.000	0	0	0	1.8	1	0	0	0	0	1	0	0	3.0
VALPARAISO	11/28/18	3	0	2	.000	0	0	.000	0	0	.000	1	0	1	1.7	0	0	0	0	0	0	0	0	2.5
CINCINNATI	12/01/18	14	1	1	1.000	0	0	.000	2	2	1.000	1	3	4	2.0	0	0	0	0	0	1	0	4	2.7
Totals		0	55	6	11	.545	0	0	.000	7	8	.875	8	6	14	2.0	9	0	0	3	2	0	19	2.7

Games played: 7
Minutes/game: 7.9
Points/game: 2.7
FG Pct: 54.5
FT Pct: 87.5

Rebounds/game: 2.0
Turnovers/game: 0.4
Blocks/game: 0.3



2018-19 SEASON HIGHS

PTS - 2 - UC Riverside (11/13)
RBS - 1 - Pacific (11/20)
AST - 1 - Pacific (11/20)
BLK - 0
STL - 1 - UC Riverside (11/13)
DOUBLE-DOUBLES - 0

CAREER HIGHS

PTS - 2 - UC Riverside (11/13/18)
RBS - 1 - Pacific (11/20/18)
AST - 1 - Pacific (11/20/18)
BLK - 0
STL - 1 - UC Riverside (11/13/18)
DOUBLE-DOUBLES - 0

COLEMAN'S CAREER STATISTICS

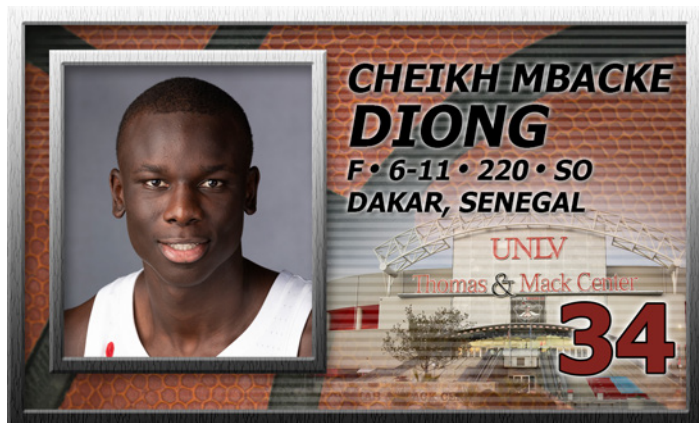
YEAR	GP	GS	MIN	AVG	FG	FGA	PCT	3FG	3FGA	PCT	FT	FTA	PCT	OR	DR	TOT	AVG	PF	FO	AST	TO	BLK	ST	PTS	AVG
2018-19	3	0	6	2.0	0	0	.000	0	0	.000	2	2	1.000	0	1	1	0.3	1	0	1	0	0	1	2	0.7
TOTAL	3	0	6	2.0	0	0	.000	0	0	.000	2	2	1.000	0	1	1	0.3	1	0	1	0	0	1	2	0.7

COLEMAN'S 2018-19 SEASON GAME-BY-GAME STATISTICS

OPPONENT	DATE	GS	MIN	FG	FGA	PCT	3FG	3FGA	PCT	FT	FTA	PCT	OR	DR	TOT	AVG	PF	FO	AST	TO	BLK	ST	PTS	AVG
UC RIVERSIDE	11/13/18	1	0	0	.000	0	0	.000	.000	2	2	1.000	0	0	0	0.0	0	0	0	0	0	1	2	2.0
OAKLAND	11/16/18	1	0	0	.000	0	0	.000	.000	0	0	.000	0	0	0	0.0	1	0	0	0	0	0	0	1.0
PACIFIC	11/20/18	4	0	0	.000	0	0	.000	.000	0	0	.000	0	1	1	0.3	0	0	1	0	0	0	0	0.7
Totals		0	6	0	0	.000	0	0	.000	2	2	1.000	0	1	1	0.3	1	0	1	0	0	1	2	0.7

Games played: 3
Minutes/game: 2.0
Points/game: 0.7
FT Pct: 100.0

Rebounds/game: 0.3
Assists/game: 0.3
Assist/turnover ratio: 99.9
Steals/game: 0.3



2018-19 SEASON HIGHS

PTS - 16 - Pacific (11/20)
RBS - 8 - Oakland (11/16)
AST - 2 - UC Riverside (11/13)
BLK - 5 - Loyola Marymount (11/10)
STL - 2 - Twice (last - Pacific - 11/20)
DOUBLE-DOUBLES - 0

CAREER HIGHS

PTS - 16 - Pacific (11/20/18)
RBS - 8 - Oakland (11/16/18)
AST - 2 - UC Riverside (11/13/18)
BLK - 5 - Loyola Marymount (11/10/18)
STL - 2 - Six times (last - Pacific - 11/20/18)
DOUBLE-DOUBLES - 0

DIONG'S CAREER STATISTICS

YEAR	GP	GS	MIN	AVG	FG	FGA	PCT	3FG	3FGA	PCT	FT	FTA	PCT	OR	DR	TOT	AVG	PF	FO	AST	TO	BLK	ST	PTS	AVG
2017-18	30	0	276	9.2	22	40	.550	0	0	.000	18	29	.621	20	54	74	2.5	59	0	6	21	21	13	62	2.1
2018-19	7	7	166	23.7	22	31	.710	0	1	.000	11	27	.407	16	22	38	5.4	22	2	4	5	16	7	55	7.9
TOTAL	7	7	166	23.7	22	31	.710	0	1	.000	11	27	.407	16	22	38	5.4	22	2	4	5	16	7	55	7.9

DIONG'S 2018-19 SEASON GAME-BY-GAME STATISTICS

OPPONENT	DATE	GS	MIN	FG	FGA	PCT	3FG	3FGA	PCT	FT	FTA	PCT	OR	DR	TOT	AVG	PF	FO	AST	TO	BLK	ST	PTS	AVG
L. MARYMOUNT	11/10/18	*	33	4	4	1.000	0	0	.000	0	0	.000	1	5	6	6.0	0	0	0	0	5	1	8	8.0
UC RIVERSIDE	11/13/18	*	23	1	3	.333	0	0	.000	4	8	.500	4	3	7	6.5	2	0	2	1	2	1	6	7.0
OAKLAND	11/16/18	*	23	5	8	.625	0	1	.000	2	4	.500	1	7	8	7.0	5	1	0	1	3	2	12	8.7
PACIFIC	11/20/18	*	28	7	7	1.000	0	0	.000	2	8	.250	4	3	7	7.0	3	0	1	0	0	2	16	10.5
SOUTHERN UTAH	11/23/18	*	22	3	6	.500	0	0	.000	3	7	.429	4	2	6	6.8	4	0	0	0	3	1	9	10.2
VALPARAISO	11/28/18	*	20	2	3	.667	0	0	.000	0	0	.000	1	2	3	6.2	5	1	0	3	3	0	4	9.2
CINCINNATI	12/01/18	*	17	0	0	.000	0	0	.000	0	0	.000	1	0	1	5.4	3	0	1	0	0	0	0	7.9
Totals		7	166	22	31	.710	0	1	.000	11	27	.407	16	22	38	5.4	22	2	4	5	16	7	55	7.9

Games played: 7
Minutes/game: 23.7
Points/game: 7.9
FG Pct: 71.0
3FG Pct: 0.0
FT Pct: 40.7

Rebounds/game: 5.4
Assists/game: 0.6
Turnovers/game: 0.7
Assist/turnover ratio: 0.8
Steals/game: 1.0
Blocks/game: 2.3



2018-19 UNLV STATISTICS (ALL GAMES)

RECORD:	OVERALL	HOME	AWAY	NEUTRAL
ALL GAMES	4-3	4-3	0-0	0-0
CONFERENCE	0-0	0-0	0-0	0-0
NON-CONFERENCE	4-3	4-3	0-0	0-0

##	Player	gp-gs	min	avg	Total		3-Point		F-Throw		Rebounds				pf	dq	a	to	blk	stl	pts	avg
					fg-fga	fg%	3fg-fga	3fg%	ft-fa	ft%	off	def	tot	avg								
01	CLYBURN, Kris	7-7	191	27.3	27-61	.443	8-27	.296	20-21	.952	8	20	28	4.0	7	0	10	11	3	2	82	11.7
10	JUISTON, Shakur	7-7	208	29.7	31-68	.456	3-12	.250	12-21	.571	14	53	67	9.6	21	1	13	27	5	12	77	11.0
03	HARDY, Amauri	7-0	154	22.0	25-51	.490	6-22	.273	16-24	.667	5	7	12	1.7	13	0	15	17	0	3	72	10.3
34	DIONG, Mbacke	7-7	166	23.7	22-31	.710	0-1	.000	11-27	.407	16	22	38	5.4	22	2	4	5	16	7	55	7.9
13	HAMILTON, Bryce	7-0	123	17.6	17-41	.415	6-16	.375	7-9	.778	3	14	17	2.4	11	0	11	6	2	3	47	6.7
14	BECK, Tervell	7-0	111	15.9	15-26	.577	3-6	.500	9-19	.474	9	15	24	3.4	11	0	2	15	2	4	42	6.0
05	ROBOTHAM, Noah	7-7	178	25.4	15-50	.300	8-38	.211	4-7	.571	3	5	8	1.1	12	0	27	13	0	8	42	6.0
24	NTAMBWE, Joel	7-7	105	15.0	12-31	.387	4-11	.364	7-9	.778	10	8	18	2.6	13	0	3	7	2	4	35	5.0
30	T. TCHATCHOUA, Jon	7-0	55	7.9	6-11	.545	0-0	.000	7-8	.875	8	6	14	2.0	9	0	0	3	2	0	19	2.7
02	COUPET JR., Ben	2-0	13	6.5	2-4	.500	0-2	.000	1-1	1.000	1	0	1	0.5	1	0	1	0	1	1	5	2.5
20	BLAIR, Nick	1-0	4	4.0	1-1	1.000	0-0	.000	0-0	.000	0	1	1	1.0	0	0	0	1	0	0	2	2.0
15	DEMBELE, Cheickna	7-0	68	9.7	4-11	.364	0-0	.000	5-8	.625	9	14	23	3.3	5	0	1	5	2	1	13	1.9
31	COLEMAN, Marvin	3-0	6	2.0	0-0	.000	0-0	.000	2-2	1.000	0	1	1	0.3	1	0	1	0	0	1	2	0.7
22	WOODBURY, Trey	3-0	17	5.7	0-4	.000	0-2	.000	0-0	.000	0	3	3	1.0	5	0	0	2	0	0	0	0.0
Team											17	15	32					3				
Total.....		7	1399		177-390	.454	38-137	.277	101-156	.647	103	184	287	41.0	131	3	88	115	35	46	493	70.4
Opponents.....		7	1403		162-396	.409	45-119	.378	82-116	.707	75	135	210	30.0	142	-	76	104	20	55	451	64.4

Score by Periods	1st	2nd	Totals
UNLV	246	247	493
Opponents	195	256	451

2018-19 UNLV STATISTICS (MOUNTAIN WEST GAMES)



2018-19 UNLV RESULTS

RECORD:	OVERALL	HOME	AWAY	NEUTRAL
ALL GAMES	4-3	4-3	0-0	0-0
CONFERENCE	0-0	0-0	0-0	0-0
NON-CONFERENCE	4-3	4-3	0-0	0-0

Date	Opponent	Score	Att.	High Points	High Rebounds
11/10/18	LOYOLA MARYMOUNT	50-61 L	8501	(12)JUISTON, Shakur	(7)JUISTON, Shakur
11/13/18	UC RIVERSIDE	W 72-51	7327	(16)HAMILTON, Bryce	(7)DIONG, Mbacke
11/16/18	OAKLAND	W 74-61	7439	(18)JUISTON, Shakur	(10)JUISTON, Shakur
11/20/18	PACIFIC	W 96-70	7338	(17)CLYBURN, Kris	(7)DIONG, Mbacke
11/23/18	SOUTHERN UTAH	W 76-71	7567	(14)CLYBURN, Kris	(16)JUISTON, Shakur
11/28/18	VALPARAISO	64-72 L	7587	(14)JUISTON, Shakur	(19)JUISTON, Shakur
12/01/18	CINCINNATI	61-65 L	9572	(22)HARDY, Amauri	(9)CLYBURN, Kris

* - Conference game

Attendance Summary	Games	Attend	Avg/Game
Home	7	55331	7904
Away	0	0	0
Neutral	0	0	0
Total	7	55331	7904



2018-19 UNLV GAME-BY-GAME STATS

	FG-FGA	PCT	3FG-FGA	PCT	FT-FTA	PCT	REB	PF-D	AST	TO	BK	STL	1ST	2ND	OT1	OT2	TOT
Loyola Marymount at UNLV (11/10)	23-60 21-51	.383 .412	5-15 2-16	.333 .125	10-12 6-7	.833 .857	32 37	15-0 18-0	7 11	12 24	3 10	10 6	18 25	43 25	0 0	0 0	61 50
UC Riverside at UNLV (11/13)	19-48 23-50	.396 .460	9-24 7-19	.375 .368	4-7 19-33	.571 .576	27 38	27-0 15-0	8 12	20 13	3 2	10 9	25 35	26 37	0 0	0 0	51 72
Oakland at UNLV (11/16)	20-53 31-59	.377 .525	4-16 4-15	.250 .267	17-23 8-11	.739 .727	25 42	11-0 21-1	8 14	11 12	3 4	4 3	28 42	33 32	0 0	0 0	61 74
Pacific at UNLV (11/20)	23-52 36-58	.442 .621	7-11 11-27	.636 .407	17-24 13-24	.708 .542	25 335	20-2 20-0	11 22	14 11	0 1	5 7	32 49	38 47	0 0	0 0	70 96
Southern Utah at UNLV (11/23)	27-64 21-55	.422 .382	9-23 4-19	.391 .211	8-16 30-43	.500 .698	29 53	33-1 21-0	12 11	13 17	3 7	6 7	28 36	43 40	0 0	0 0	71 76
Valparaiso at UNLV (11/28)	26-70 27-66	.371 .409	5-18 3-17	.278 .176	15-18 7-9	.833 .778	41 45	13-0 19-1	16 10	17 25	4 7	13 8	31 35	41 29	0 0	0 0	72 64
Cincinnati at UNLV (12/1)	24-49 18-51	.490 .353	6-12 7-24	.500 .292	11-16 18-29	.688 .621	31 37	23-2 17-1	14 8	17 14	4 4	7 6	33 24	32 37	0 0	0 0	65 61



2018-19 UNLV POINTS - REBOUNDS - ASSISTS

Opponent	Date	Score		CLYBURN,KR	COUPET JR.	HARDY,AMAU	ROBOTHAM,N	JUISTON,SH	HAMILTON,B	BECK,TERVE
LOYOLA MARYMOUNT	11/10/18	50-61	L	8-3-3	3-1-1	6-0-0	3-3-4	12-7-2	0-0-1	4-4-0
UC RIVERSIDE	11/13/18	72-51	W	9-3-2	DNP	4-3-4	4-0-2	6-6-1	16-4-1	11-1-0
OAKLAND	11/16/18	74-61	W	10-3-2	DNP	12-1-2	7-0-4	18-10-2	2-1-3	7-4-0
PACIFIC	11/20/18	96-70	W	17-1-0	2-0-0	13-0-5	11-1-6	13-3-4	6-4-3	2-2-0
SOUTHERN UTAH	11/23/18	76-71	W	14-5-1	DNP	8-3-2	7-3-5	11-16-0	9-2-2	9-8-1
VALPARAISO	11/28/18	64-72	L	12-4-1	DNP	7-1-1	10-0-5	14-19-1	4-1-1	6-3-1
CINCINNATI	12/01/18	61-65	L	12-9-1	DNP	22-4-1	0-1-1	3-6-3	10-5-0	3-2-0

				15	20	22	24	30	31	34
Opponent	Date	Score		DEMBELE,CH	BLAIR,NICK	WOODBURY,T	NTAMBWE,JO	T. TCHATCH	COLEMAN,MA	DIONG,MBAC
LOYOLA MARYMOUNT	11/10/18	50-61	L	0-5-0	DNP	DNP	4-2-0	2-0-0	DNP	8-6-0
UC RIVERSIDE	11/13/18	72-51	W	4-4-0	DNP	DNP	6-4-0	4-0-0	2-0-0	6-7-2
OAKLAND	11/16/18	74-61	W	2-5-1	DNP	0-0-0	2-2-0	2-5-0	0-0-0	12-8-0
PACIFIC	11/20/18	96-70	W	3-2-0	2-1-0	0-2-0	4-3-2	7-4-0	0-1-1	16-7-1
SOUTHERN UTAH	11/23/18	76-71	W	2-2-0	DNP	DNP	7-2-0	0-0-0	DNP	9-6-0
VALPARAISO	11/28/18	64-72	L	2-5-0	DNP	0-1-0	5-3-0	0-1-0	DNP	4-3-0
CINCINNATI	12/01/18	61-65	L	0-0-0	DNP	DNP	7-2-1	4-4-0	DNP	0-1-1

2018-19 UNLV DOUBLE-DOUBLES (3)

Loyola Marymount (11/10).....None
 UC Riverside (11/13)None
 Oakland (11/16).....Shakur Juiston (18 points, 10 rebounds)
 Pacific (11/20).....None
 Southern Utah (11/23)Shakur Juiston (11 points, 16 rebounds)
 Valparaiso (11/28).....Shakur Juiston (14 points, 19 rebounds)
 Cincinnati (12/1)None



2018-19 UNLV AND OPPONENT HIGHS AND LOWS

	UNLV HIGHS	OPPONENT HIGHS
Points Scored/Game:	96 Pacific (11/20)	72 Valparaiso (11/28)
Points Scored/Half:	49 1st, Pacific (11/20)	43 Twice (last - 2nd, So. Utah - 11/23)
Field Goals Made:	36 Pacific (11/20)	27 Southern Utah (11/23)
Field Goals Attempted:	66 Valparaiso (11/28)	70 Valparaiso (11/28)
Field Goal Percentage:	.621 Pacific (11/20)	.490 Cincinnati (12/1)
3-Pt. FG Made:	11 Pacific (11/20)	9 Twice (last - Southern Utah - 11/23)
3-Pt. Field Goals Att.:	27 Pacific (11/20)	24 UC Riverside (11/13)
3-Pt. Field Goal Pct.:	.407 Pacific (11/20)	.636 Pacific (11/20)
Free Throws Made:	30 Southern Utah (11/23)	17 Twice (last - Pacific - 11/20)
Free Throws Attempted:	43 Southern Utah (11/23)	24 Pacific (11/20)
Free Throw Pct.:	.857 Loyola Marymount (11/10)	.833 Twice (last - Valparaiso - 11/28)
Rebounds:	53 Southern Utah (11/23)	41 Valparaiso (11/28)
Offensive Rebounds:	24 Southern Utah (11/23)	17 Valparaiso (11/28)
Defensive Rebounds:	30 Oakland (11/16)	24 Valparaiso (11/28)
Assists:	22 Pacific (11/20)	16 Valparaiso (11/28)
Turnovers:	25 Valparaiso (11/28)	20 UC Riverside (11/13)
Blocked Shots:	10 Loyola Marymount (11/10)	4 Twice (last - Cincinnati - 12/1)
Steals:	9 UC Riverside (11/13)	13 Valparaiso (11/28)
Fouls:	21 Twice (last - Southern Utah - 11/23)	33 Southern Utah (11/23)
	UNLV LOWS	OPPONENT LOWS
Points Scored/Game:	50 Loyola Marymount (11/10)	51 UC Riverside (11/13)
Points Scored/Half:	24 1st, Cincinnati (12/1)	18 1st, Loyola Marymount (11/10)
Field Goals Made:	18 Cincinnati (12/1)	19 UC Riverside (11/13)
Field Goals Attempted:	50 UC Riverside (11/13)	48 UC Riverside (11/13)
Field Goal Percentage:	.353 Cincinnati (12/1)	.371 Valparaiso (11/28)
3-Pt. FG Made:	2 Loyola Marymount (11/10)	4 Oakland (11/16)
3-Pt. Field Goals Att.:	15 Oakland (11/16)	11 Pacific (11/20)
3-Pt. Field Goal Pct.:	.125 Loyola Marymount (11/10)	.250 Oakland (11/16)
Free Throws Made:	6 Loyola Marymount (11/10)	4 UC Riverside (11/13)
Free Throws Attempted:	7 Loyola Marymount (11/10)	7 UC Riverside (11/13)
Free Throw Pct.:	.542 Pacific (11/20)	.500 Southern Utah (11/23)
Rebounds:	35 Pacific (11/20)	25 Twice (last - Pacific - 11/20)
Offensive Rebounds:	10 Loyola Marymount (11/10)	6 UC Riverside (11/13)
Defensive Rebounds:	21 Cincinnati (12/1)	14 Southern Utah (11/23)
Assists:	8 Cincinnati (12/1)	7 Loyola Marymount (11/10)
Turnovers:	11 Pacific (11/20)	11 Oakland (11/16)
Blocked Shots:	1 Pacific (11/20)	0 Pacific (11/20)
Steals:	3 Oakland (11/16)	4 Oakland (11/16)
Fouls:	15 UC Riverside (11/13)	11 Oakland (11/16)

2017-18 UNLV AND OPPONENT INDIVIDUAL STATISTICAL HIGHS

	UNLV INDIVIDUAL HIGHS	OPPONENT INDIVIDUAL HIGHS
Points Scored:	22, Hardy, Cincinnati (12/1)	29, Hill-Mais, Oakland (11/16)
Field Goals Made:	8, Juiston, Oakland (11/16)	11, Hill-Mais, Oakland (11/16)
Field Goals Attempted:	15, Juiston, Valparaiso (11/28)	19, Batemon, Loyola Marymount (11/10)
Field Goal Percentage:	1.000* (7-7), Diong, Pacific (11/20)	.733* (11-15), Hill-Mais, Oakland (11/16)
3-Pt. FG Made:	3, Five times (last - Hardy, Cincinnati - 12/1)	4, Batemon, Loyola Marymount (11/10)
3-Pt. Field Goals Att.	7, Three times (last - Hardy, Cincinnati - 12/1)	8, Newman, Oakland (11/16)
3-Pt. Field Goal Pct.:	1.000** (3-3), Hamilton, UC Riverside (11/13)	1.000** (3-3), Gallinat, Pacific (11/20)
Free Throws Made:	7, Twice, Clyburn, Southern Utah (11/23)/Hardy, Cincinnati (12/1)	7, Twice (last - Evelyn, Valparaiso - 11/28)
Free Throws Attempted:	11, Hardy, Cincinnati (12/1)	9, Batemon, Loyola Marymount (11/10)
Free Throw Pct.:	1.000*** (7-7), Clyburn, Southern Utah (11/23)	.875*** (7-8), Evelyn, Valparaiso (11/28)
Rebounds:	19, Juiston, Valparaiso (11/28)	12, Smits, Valparaiso (11/28)
Offensive Rebounds:	5, Juiston, Southern Utah (11/23)	6, Fazekas, Valparaiso (11/28)
Defensive Rebounds:	15, Juiston, Valparaiso (11/28)	9, Smits, Valparaiso (11/28)
Assists:	6, Robotham, Pacific (11/20)	6, Jenifer, Cincinnati (12/1)
Turnovers:	6, Robotham, Loyola Marymount (11/10)	6, Watson, UC Riverside (11/13)
Blocked Shots:	5, Diong, Loyola Marymount (11/10)	2, Five times (last - Brooks/Nsosome, Cincinnati - 12/1)
Steals:	3, Twice, Juiston, UCR (11/13)/Robotham, Cincinnati (12/1)	4, Twice, Evelyn/Lavender, Valparaiso (11/28)

* min. 5 fg made ** min. 3 3fg made *** min. 5 ft made

* min. 5 fg made ** min. 3 3fg made *** min. 5 ft made