



TEAM RECORDS

(ALL REGULAR SEASON ONLY UNLESS NOTED)

ATTENDANCE

OVERALL

Season Attendance:	437,125	2004 (11 games)
	380,223	2003 (12)
	377,779	1996 (12)
	369,153	2002 (12)
	357,946	2000 (12)
Season Average:	39,739,	2004 (11 games)
	31,685	2003 (12)
	31,482	1996 (12)
	30,763	2002 (12)
	29,829	2000 (12)
Single-Game:	108,625	at Tennessee, 2004
	106,212	at Tennessee, 1996
	82,071	at Wisconsin, 2004
	78,043	at Wisconsin, 2003
	76,398	at Nebraska, 1988

HOME

Season Home:	175,684	2007 (6-games)
	159,645	1979 (7-game record)
	122,513	2001 (5-game record)
Season Home Average:	29,281	2007 (6 games)
	27,582	2002 (6)
	25,805	2003 (6)
	24,799	1981 (6)
	24,503	2001 (5-game record)
Single-Game Home:	42,074	Wisconsin, 2002

AWAY

Season Away:	327,773	2004 (6 games)
	259,036	1996 (6)
	254,455	2000 (7-game record)
	207,069	2008 (5-game record)
Season Away Average:	54,629	2004 (6 games)
	36,351	2000 (7-game record)
	41,414	2008 (5-game record)
Single-Game Away:	108,625	at Tennessee, 2004

MISCELLANEOUS

ALL-TIME RECORD

Overall:	219-251-4 (.466), 42 seasons
Division I (since 1978):	147-204-3 (.419)
College/Division II (pre-1978):	71-36-1 (.662)
Home:	149-107-3 (.581)
Road:	69-142-1 (.328)
Neutral:	1-2 (.333)
Sam Boyd Stadium (1971-SA):	133-102-3 (.565), 39 seasons
Butcher Memorial (1970-71):	6-2 (.750), 2 seasons
Cashman Field (1968-69):	10-3 (.769), 2 seasons
Mountain West Conference:	22-60 (.268), 1999-SA
Western Athletic Conference:	3-21 (.125), 1996-98
Big West Conference:	45-46-1 (.495), 1982-95
Postseason Record:	4-2
	Las Vegas Bowl (1994, 2000): 2-0
	California Bowl (1984): 1-0
	NCAA Division II Playoffs: 1-2
Season Openers:	22-20 (.524)
Home Openers:	27-15 (.643)
When Opening at Home:	17-6 (.739)
When Opening on Road:	5-14 (.263)
Conference Openers:	9-19 (.321)
Home:	7-8 (.467)
Away:	2-11 (.154)
Homecoming Games:	21-21 (.500)
Overtime Games:	3-7 (.300)



1968 REBELS — First team in school history

OVERALL RECORD

Best:	12-1 (.923) 1974
Worst:	0-11 (.000) 1998

WINS

Most:	12, 1974 (1 loss)
Fewest:	0, 1998 (11 losses)

LOSSES

Most:	11, 1996 (12 games), 1998
Fewest:	1, 1968, 1974, 1979

HOME WINS

Most:	10, 1974
Fewest:	0, 1998, 1999

HOME LOSSES

Most:	6, 1972
Fewest:	0, 1974, 1977, 1979, 2000

ROAD WINS

Most:	5, 1984
Fewest:	0 (8 times), last time: 2006

ROAD LOSSES

Most:	6 (6 times), last time: 2006
Fewest:	0, 1968

CONFERENCE WINS

Most:	7, 1984
Fewest:	0, 1998

CONFERENCE LOSSES

Most:	8, 1998
Fewest:	0, 1984

CONFERENCE HOME WINS

Most:	3, 1984, 1985, 1987, 1989, 2000
Fewest:	0, 1993, 1998, 1999, 2004

CONFERENCE HOME LOSSES

Most:	4, 1998, 1999, 2003, 2004
Fewest:	0, 1984, 1987, 1994, 2000

CONFERENCE AWAY WINS

Most:	4, 1984
Fewest:	0 (8 times), last time: 2007

CONFERENCE AWAY LOSSES

Most:	5, 1996, 1997, 1998, 2005, 2006
Fewest:	0, 1984

MOST CONSECUTIVE

Wins:	12, 1974
	8, 1968, 1975-76
	7, 1978, 1979, 1984
Losses:	16, 1997-98
	12, 1995-96
	10, 2006
	8, 2007
	8, 1972
Ties:	2, 1979
Home Wins:	17, 1973-75
	17, 1975-77
	11, 1978-79
Home Losses:	12, 1997-99
	7, 1995-96
	6, 2003-04
	5, 1972
Conference Home Wins:	4, 1985-86
	4, 1994-95
	3 (5 times), last time: 2000
Conference Home Losses:	10, 1997-99
	7, 2003-04
	6, 2005-06
	5, (2 times), last time: 2007-08
Road Wins:	5, 1984 (includes bowl game)
	4, 1968-69
	4, 1983-84
Road Losses:	26, 1994-98
	15, 2004-06
	6, 2007-08
	6, 1989-90
Conference Away Wins:	6, 1983-84
	4, 1993-94
Conference Away Losses:	20, 2004-09
	16, 1994-98
	5, 1999-2000
	4, 1982
Games Without Being Shut Out:	65, 9/9/89-9/2/95
	63, 11/4/72-9/23/78
	60, 10/22/83-11/12/88

BIGGEST COMEBACK VICTORIES

Deficit	Situation	Opponent	Date	Final
21	Trailed 35-14 in 2nd qtr.	Nebraska-Omaha	Oct. 16, 1976	63-42
19	Trailed 28-9 in 3rd qtr.	Tennessee State	Nov. 9, 1979	36-28
17	Trailed 24-7 in 3rd qtr.	San Diego State	Nov. 28, 2009	28-24
17	Trailed 41-24 in 3rd qtr.	at BYU	Oct. 10, 1981	45-41
14	Trailed 24-10 in 3rd qtr.	at Wyoming	Nov. 29, 2003	35-24
14	Trailed 21-7 in 2nd qtr.	at San Diego State	Nov. 25, 2000	31-24
14	Trailed 14-0 in 2nd qtr.	North Texas State	Nov. 1, 1986	27-26
14	Trailed 14-0 in 1st qtr.	Utah	Oct. 20, 1979	43-41
14	Trailed 14-0 in 1st qtr.	Northern Colorado	Oct. 6, 1979	35-31
14	Trailed 21-7 in 2nd qtr.	Nevada, Reno	Nov. 20, 1976	49-33

TEAM RECORDS - OFFENSE



RUSHING

MOST RUSHING ATTEMPTS

Game: 68 vs. Wyoming, 1978
68 vs. Nevada, Reno, 1968
66 vs. Arkansas State, 1995
65 vs. New Mexico State, 1991
65 at Nevada, Reno, 1977

Season: 632, 1979
596, 1973
586, 1978
578, 1974
547, 2000

FEWEST RUSHING ATTEMPTS

Game: 16 at San Jose State, 1996
16 at Akron, 1976
17 vs. Idaho, 1994
17 vs. BYU, 1982
18 vs. San Diego State, 1981

Season: 343, 1994
347, 2006
353, 1993
359, 1996
366, 2005
366, 1982

MOST RUSHING YARDS

Game: 523 at Santa Clara, 1973
439 at Wyoming, 2001
439 vs. Hawaii, 1981
417 at New Mexico, 1980
390 at Colorado State 2002
390 vs. New Mexico, 1981

Season: 3,334, 1974
3,180, 1973
3,007, 1979
2,734, 2000
2,654, 1978

FEWEST RUSHING YARDS

Game: (-21) vs. Idaho, 1994
(-10) at San Jose State, 1996
(-6) vs. Air Force, 1998
2 vs. BYU, 2005
2 at Air Force, 2005
5 at TCU, 2005
8 vs. Iowa State, 1999
8 at Akron, 1976

Season: 930, 1996
979, 1971
1,059, 1994
1,072, 1982
1,074, 2006

HIGHEST AVERAGE RUSHING YARDS

Per Carry: 5.8, 1974
5.3, 1973
5.2, 2002
5.0, 2000
4.8, 1979

Per Game: 303.1, 1974
289.1, 1973
250.6, 1979
241.3, 1978
227.8, 2000

LOWEST AVERAGE RUSHING YARDS

Per Carry: 2.6, 1996
2.6, 1971
2.9, 1982
3.0, 1972
3.1 (4 times), last time: 2006

Per Game: 77.5, 1996
89.5, 2006
96.3, 1994
97.5, 1982
97.9, 1971

MOST RUSHING TOUCHDOWNS

Game: 7 vs. Prairie View A&M, 1974
6 vs. Portland State, 1986
6 vs. New Mexico, 1981
6 vs. New Mexico, 1980
5 (6 times), last time: vs. Wyoming, 2002

Season: 38, 1974
34, 1975
32, 1973
28, 1976
28, 1969

FEWEST RUSHING TOUCHDOWNS

Season: 6, 1999
8, 1998
8, 1992
9, 1996
9, 1994

PASSING

MOST PASSING ATTEMPTS

Game: 79 vs. Idaho, 1994 (48 comp.)
61 at San Jose State, 1996 (33 comp.)
57 at BYU, 1981 (31 comp.)
56 at San Diego State, 1997 (31 comp.)
55 (4 times), last time: vs. Utah, 2005

Season: 530, 1996 (287 comp.)
492, 1981 (284 comp.)
476, 1994 (232 comp.)
471, 1997 (249 comp.)
441, 2006 (242 comp.)

FEWEST PASSING ATTEMPTS

Game: 11 vs. Cal State Fullerton, 1983 (9 comp.)
11 vs. Cal State Fullerton, 1980 (5 comp.)
11 at Nevada, Reno, 1969
12 vs. Nevada, Reno, 1974 (2 comp.)
12 vs. Nevada, Reno, 1970

Season: 104, 1973 (41 comp.)
129, 1974 (53 comp.)
198, 1969 (85 comp.)
210, 1968 (114 comp.)
228, 1991 (228 comp.)

MOST PASSING COMPLETIONS

Game: 48 vs. Idaho, 1994 (79 att.)
33 at San Jose State, 1996 (61 att.)
33 at Idaho, 1977 (55 att.)
32 vs. Wyoming, 1996 (46 att.)
31 (5 times), last time: vs. BYU, 2005 (53 att.)

Season: 287, 1996 (530 att.)
284, 1981 (492 att.)
249, 1997 (471 att.)
248, 2009 (417 att.)
242, 2006 (441 att.)

FEWEST PASSING COMPLETIONS

Game: 2 vs. Nevada, Reno, 1974 (12 att.)
4 at Arkansas, 2001 (16 att.)
4 at Baylor, 1988 (22 att.)
4 vs. BYU at Yokohama, Japan, 1978 (15 att.)
5 (5 times), last time: at BYU, 1998 (20 att.)

Season: 41, 1973 (104 att.)
53, 1974 (129 att.)
85, 1969 (198 att.)
101, 2001 (233 att.)
108, 1991 (228 att.)
108, 1978 (256 att.)

MOST PASSING YARDS


Game: 635 vs. Idaho, 1994
561 at Idaho, 1977
503 vs. San Diego State, 1996
486 vs. Wyoming, 1996
479 at Texas-El Paso, 1981

Season: 4,230, 1981
3,685, 1996
3,140, 1997
3,008, 1982
2,759, 1977

FEWEST PASSING YARDS

Game: 21 at BYU, 1998
39 at Baylor, 1988
40 at Arkansas, 2001
41 vs. Nevada, Reno, 1992
42 vs. TCU, 2009
47 vs. Nevada, Reno, 1974

Season: 677, 1973
937, 1974
1,255, 1969
1,350, 1987
1,545, 1998



1974 REBELS — School-record 12 wins



TEAM RECORDS - OFFENSE

HIGHEST AVERAGE PASSING YARDS

Per Attempt: 9.1, 1975
Per Completion: 17.7, 1974
Per Game: 352.5, 1981

LOWEST AVERAGE PASSING YARDS

Per Attempt: 4.8, 1987
Per Completion: 11.1, 2005
Per Game: 85.2, 1974

HIGHEST COMPLETION PERCENTAGE

Game: .864 (19-22) vs. Utah State, 2008
.842 (16-19) at North Texas, 1999
.818 (9-11) vs. Cal State Fullerton, 1983
.810 (17-21) vs. Sacramento State, 2009
.808 (21-26) vs. Idaho State, 1984
Season: .620 (207-334), 1984
.595 (248-417), 2009
.594 (189-318), 1983
.579 (223-385), 2008
.577 (284-492), 1981

LOWEST COMPLETION PERCENTAGE

Game: .167 (2-12) vs. Nevada, Reno, 1974
.182 (4-22) at Baylor, 1988
.250 (4-16) at Arkansas, 2001
.250 (5-20) at BYU, 1998
Season: .267 (4-15) vs. BYU (at Yokohama Japan), 1978
.394 (41-104), 1973
.411 (53-129), 1974
.420 (119-283), 1987
.422 (108-256), 1978
.429 (85-198), 1969

MOST TOUCHDOWNS PASSING

Game: 6 vs. Texas-El Paso, 1980
5 vs. San Jose State, 1997
5 vs. Idaho, 1994
5 vs. Cal Tech, 1968
5 vs. New Mexico, 2006
Season: 31, 1980
26, 1996
25, 1979
24, 1984
23, 2008

FEWEST TOUCHDOWNS PASSING

Season: 6, 1988
6, 1973
6, 1972
9, 1985
9, 1978

MOST PASSES HAD INTERCEPTED

Game: 6 vs. USL, 1993
6 vs. USL, 1987
5 (5 times), last time: vs. Hawaii, 1996
Season: 27, 1993
24, 1997
23, 1987
22, 1994, 1981

FEWEST PASSES HAD INTERCEPTED

Season: 6, 2008
6, 1999
7, 1990
9, 1983
9, 1973

TOTAL OFFENSE

MOST TOTAL PLAYS

Season: 957, 1979
889, 1996
880, 1995
871, 1977
851, 2003

FEWEST TOTAL PLAYS

Season: 626, 1968
659, 1971
675, 1999
695, 1998
700, 1973

MOST TOTAL OFFENSIVE YARDS

Game: 671 at Idaho, 1977
651 vs. New Mexico, 1981
644 vs. Wyoming, 2002
632 vs. Texas-El Paso, 1980
628 (3 times), last time: at Pacific, 1990
Season: 5,895, 1981
5,665, 1979
4,991, 1977
4,914, 2002
4,908, 1980

FEWEST TOTAL OFFENSIVE YARDS

Game: 50 at Baylor, 1988
98 at BYU, 1998
106 vs. Iowa State, 1999
118 vs. BYU, 1999
118 at Nevada, Reno, 1991
Season: 2,543, 1971
2,808, 1998
2,860, 1999
3,028, 1972
3,207, 1988

HIGHEST AVERAGE PER GAME

Season: 491.3, 1981
472.1, 1979
453.7, 1977
446.2, 1980
417.3, 1997

LOWEST AVERAGE PER GAME

Season: 254.3, 1971
255.3, 1998
260.0, 1999
275.3, 1972
291.6, 1988

FIRST DOWNS

MOST FIRST DOWNS

Game: 35 vs. Texas-El Paso, 1980
34 vs. Idaho, 1994
34 at Hawaii, 1979
33 at Pacific, 1990
32 vs. Illinois State, 1997
32 at BYU, 1991
Season: 289, 1979
283, 1981
266, 1996
262, 1980
257, 1984, 1977

FEWEST FIRST DOWNS

Game: 2 at Baylor, 1988
4 vs. San Jose State, 1988
4 vs. Cal State Fullerton, 1986
5 at BYU, 1998
6 at TCU, 2005
6 at Nevada, Reno, 1991
Season: 141, 1971
149, 1998
156, 1968
157, 1988
167, 1969

MOST RUSHING FIRST DOWNS

Game: 21 at Pacific, 1990
19 vs. Arkansas State, 1995
19 at Wyoming, 2001
18 (5 times), last time: at Hawaii, 2000
Season: 156, 1979
147, 1974
140, 1984
135, 1980
134, 1973

FEWEST RUSHING FIRST DOWNS BY UNLV

Game: 0 vs. Idaho, 1994
0 at Baylor, 1988
1 (6 times), last time: at San Diego State, 2008
Season: 54, 1971
64, 2006
65, 1994
68, 1993
73, 1996, 1982

MOST PASSING FIRST DOWNS BY UNLV

Game: 31 vs. Idaho, 1994
23 vs. Wyoming, 1996
23 at Idaho, 1977
21 vs. Long Beach State, 1981
21 at BYU, 1981
Season: 171, 1981
161, 1996
135, 1997
133, 2009
131, 2007

FEWEST PASSING FIRST DOWNS BY UNLV

Game: 1 at TCU, 2009
1 at BYU, 1998
1 at Baylor, 1988
1 vs. Nevada, Reno, 1974
2 (6 times), last time: at Wisconsin, 1998
Season: 32, 1973
38, 1974
46, 1969
52, 1987
65, 1968

MOST FIRST DOWNS BY PENALTY

Game: 7 at Nevada, Reno, 2009
7 at Wyoming, 1981
6 vs. Utah, 2005
6 at Utah State, 2005
6 vs. South Dakota, 1976
5 (9 times), last time: vs. TCU, 2008
Season: 32, 1996
29, 2009
25, 1976
23, 2008
23, 2003

TEAM RECORDS - SCORING/PENALTIES



SCORING

MOST POINTS SCORED

Quarter: 33 vs. Cal Tech, 1968 (4th)
(1st): 27 at Wyoming, 2001
(2nd): 31 vs. North Texas, 2000
(3rd): 30 vs. Santa Clara, 1974
(4th): 33 vs. Cal Tech, 1968
 28 vs. Nevada, Reno, 2004
 28 vs. Idaho, 1994
Half: 28 vs. Nebraska-Omaha, 1976
 38 at New Mexico, 1980 (2nd)
 38 vs. Western Illinois, 1977 (1st)
 36 vs. Long Beach State, 1989 (2nd)
 35 (5 times), last time: vs. UNR, 2004 (2nd)
Game: 72 at New Mexico, 1980
 69 vs. Cal Tech, 1968
 63 vs. Nebraska-Omaha, 1976
 63 vs. Prairie View A&M, 1974
 63 vs. National University of Mexico, 1971
Overtime: 14 vs. Wyoming, 2004 (3 OTs)
Season: 444, 1974
 384, 1980
 370, 1979
 357, 1984
 353, 1976

FEWEST POINTS SCORED

Game: 0 at TCU, 2009
 0 vs. San Diego State, 2003
 0 vs. BYU, 1999
 0 vs. Iowa State, 1999
 0 vs. Utah State, 1995
 0 vs. Rice, 1995
 0 vs. Houston, 1989
 0 vs. San Jose State, 1988
 0 vs. Hawaii, 1983
 0 vs. BYU, 1982
 0 at New Mexico, 1978
 0 at Weber State, 1972
 0 vs. Missouri Southern, 1972
 0 vs. Cal Lutheran, 1969
Season: 149, 1972
 156, 1998
 160, 1999
 176, 1988
 189, 1985

MOST AVERAGE POINTS

Per Game: 34.9, 1980
 34.2, 1974
 31.3, 1970
 30.8, 1979
 30.2, 1975

FEWEST AVERAGE POINTS

Per Game: 13.5, 1972
 14.2, 1998
 14.5, 1999
 16.0, 1988
 18.2, 2007

MOST POINTS SCORED IN LOSING EFFORT

Regulation: 40 vs. New Mexico State (52), 1993
 38 vs. Idaho (48), 1994
Overtime Game: 48 vs. San Jose State (55), 1997
 45 vs. Wyoming (53), 2004

FEWEST PTS. SCORED IN WINNING EFFORT

Game: 10 at Cal State Fullerton (6), 1985
 12 vs. Wyoming (10), 1978
 13 vs. San Diego State (10), 2005
 13 at Cal State Fullerton (0), 1983
 14 vs. Utah State (7), 1985

MOST TOUCHDOWNS

Game: 10 vs. New Mexico, 1980
 10 vs. Cal Tech, 1968
 9 vs. Nebraska-Omaha, 1976
 9 vs. Prairie View A&M, 1974
 9 vs. National University of Mexico, 1974
Season: 55, 1974
 52, 1980
 51, 1979
 50, 1976
 48, 1984, 1975

FEWEST TOUCHDOWNS

Season: 19, 1992
 20, 1988
 21, 1998
 23, 1999
 23, 1985

MOST FIELD GOALS MADE

Game: 4 vs. Central Michigan, 1993
 4 vs. Cal State Fullerton, 1992
 4 vs. Fresno State, 1984
 4 vs. Wyoming, 1978
Season: 21, 1994
 20, 2003
 17, 2007, 1984
 15, 1987
 13, 1993, 1978

FEWEST FIELD GOALS MADE

Season: 0, 1969

MOST TWO-POINT CONVERSIONS MADE

Game: 3 vs. Cal Tech, 1968
Season: 4, 2006, 2000, 1993, 1970, 1968

FEWEST TWO-POINT CONVERSIONS MADE

Season: 0, 2009, 2005, 2004, 2003, 1999, 1998, 1997, 1996, 1985, 1980, 1978, 1977, 1976

MOST SAFETIES

Game: 2 vs. Texas-El Paso, 1980
Season: 3, 1969

FEWEST SAFETIES

Season: 0, last time: 2009

PENALTIES

MOST PENALTIES (UNLV)

Game: 22 vs. Wyoming, 2004
 19 vs. Utah State, 1985
 18 vs. BYU (at Yokohama, Japan), 1978
 17 vs. Utah State, 1983
 17 vs. BYU, 1980
Season: 138, 1984
 130, 1980
 118, 1978
 115, 1981
 114, 1974

FEWEST PENALTIES (UNLV)

Game: 1 (5 times), last time: at Hawaii, 2006
 2 (7 times), last time: at Air Force, 2009
Season: 59, 1998
 63, 2009
 66, 2008
 68, 1996
 69, 1999

MOST YARDS PENALIZED (UNLV)

Game: 185 at Colorado State, 1980
 167 vs. Wyoming, 2004
 160 vs. BYU, 1980
 156 vs. Cal Tech, 1968
 155 vs. BYU (at Yokohama, Japan), 1978
Season: 1,273, 1980
 1,134, 1984
 1,068, 1978
 1,057, 1981
 962, 1983

FEWEST YARDS PENALIZED (UNLV)

Game: 5 at BYU, 2000
 5 vs. San Jose State, 1993
 10 vs. San Jose State, 1992
 11 vs. TCU, 1996
 12 vs. Northern Illinois, 1987
Season: 516, 2008
 540, 1991
 571, 1992
 613, 2009
 621, 1999

MOST PENALTIES (OPPONENT)

Game: 20 vs. Cal State Fullerton, 1982
 17 at Fresno State, 1985
 16 at San Diego State, 1982
 16 at Utah, 1980
 15 (3 times), last time: at Nevada, Reno, 2009
Season: 114, 1982
 109, 1981
 105, 1994
 104, 1983
 101, 1996

FEWEST PENALTIES (OPPONENT)

Game: 0 at Fresno State, 1981
 1 (6 times), last time: vs. Air Force, 2002
Season: 33, 1968
 48, 1999
 52, 1998, 2000
 53, 1971

MOST YARDS PENALIZED (OPPONENT)

Game: 169 at Nevada, Reno, 2009
 146 vs. Montana, 1976
 144 vs. San Jose State, 1996
 136 at Utah State, 2005
 136 vs. Utah State, 1995
 136 vs. Washington State, 1991
Season: 964, 1996
 929, 1982
 889, 1972
 873, 1970
 859, 2009

FEWEST YARDS PENALIZED (OPPONENT)

Game: 0 at Fresno State, 1981
 5 vs. Air Force, 2002
 5 vs. Hawaii, 1992
 5 at Pacific, 1988
 7 vs. Utah State, 1990
Season: 302, 1968
 435, 1998
 437, 1999
 486, 2000
 583, 1997



TEAM RECORDS - DEFENSE

MOST TOTAL OFFENSIVE YARDS ALLOWED

Game: 794 at Nevada, Reno, 1993
733 at Nevada, Reno, 2009
721 vs. New Mexico State, 1997
707 vs. Idaho, 1994
683 at Northern Illinois, 1995

Season: 6,516, 1996
5,879, 1995
5,495, 1981
5,474, 2009
5,078, 2008

FEWEST TOTAL OFFENSIVE YARDS ALLOWED

Game: 80 at San Francisco, 1968
114 at Arkansas, 2001
131 at Cal State Fullerton, 1983
140 vs. San Diego State, 2005
160 vs. San Diego State, 2001
161 at Long Beach State, 1986

Season: 1,741, 1968
2,733, 1973
2,905, 1971
2,973, 1969
3,256, 1970

HIGHEST AVG TOTAL OFFENSIVE YARDS ALLOWED

Per Play: 7.4, 1996
7.3, 1995
6.6, 2009
6.2, 2008
6.0, 1981

Per Game: 543.0, 1996
534.5, 1995
457.9, 1981
456.2, 2009
454.5, 1982

LOWEST AVG TOTAL OFFENSIVE YARDS ALLOWED

Per Play: 3.0, 1968
3.9, 1973
4.0, 1974
4.2, 1978
4.5, 1986, 1972, 1970

Per Game: 193.4, 1968
248.5, 1978
290.5, 1971
297.3, 1969
304.0, 1978

MOST RUSHING YARDS ALLOWED

Game: 586 at Iowa State, 1995
559 at Nevada, Reno, 2009
551 at Central Michigan, 1994
459 vs. Air Force, 1996
459 vs. Northern Illinois, 1987

Season: 3,228, 1996
3,059, 1995
2,647, 2009
2,573, 1998
2,557, 2008

FEWEST RUSHING YARDS ALLOWED

Game: -9 at Azusa Pacific, 1968
-7 at Idaho State, 1970
8 at Long Beach State, 1986
12 at San Diego State, 1980
17 vs. Central Michigan, 1993

Season: 711, 1968
1,279, 1969
1,447, 1973
1,528, 1974
1,591, 1970

FEWEST AVERAGE RUSHING YARDS ALLOWED

Per Carry: 2.1, 1968
Per Game: 79.0, 1968

MOST PASSING YARDS ALLOWED

Game: 588 at Nevada, Reno, 1993
552 at Nevada, Reno, 1995
493 vs. Houston, 1989
477 vs. Hawaii, 2009
453 vs. Wyoming, 2002

Season: 3,288, 1996
3,157, 1993
2,926, 1991
2,877, 2003
2,827, 2009

FEWEST PASSING YARDS ALLOWED

Game: 0 vs. Louisiana-Lafayette, 1985
18 vs. Iowa State, 1999
19 vs. Louisiana-Monroe, 1973
20 vs. New Mexico, 2002
21 at Rice, 1995
24 at Northern Illinois, 1987

Season: 1,030, 1968
1,168, 1971
1,286, 1973
1,454, 1978
1,480, 1972

FEWEST AVERAGE PASSING YARDS ALLOWED

Per Attempt: 4.4, 1968
Per Completion: 9.9, 1968
Per Game: 114.4, 1968

MOST INTERCEPTIONS MADE

Game: 6 vs. Santa Clara, 1974
5 vs. Idaho State, 1984
5 vs. Utah State, 1983
5 at San Jose State, 1981
5 vs. Pacific, 1992
4, (multiple), last time: at Louisiana Tech, 1993

Season: 23, 1974
21, 1978
21, 1970
20, 1975
19, 1980, 1971

FEWEST INTERCEPTIONS MADE

Season: 5, 2009
5, 2005
6, 2004
6, 1996
6, 1989

MOST SACKS BY

Game: 13 vs. New Mexico State, 1985

Season: 54, 1980
52, 1979
44, 1984
40, 1985
39, 1994

MOST FIRST DOWNS ALLOWED

Game: 38 at Nevada, Reno, 1995
38 vs. New Mexico State, 1995
37 vs. Central Michigan, 1993
33 vs. Nevada, Reno, 1996
33 vs. Air Force, 1996
33 vs. Houston, 1989

Season: 325, 1996
296, 1995
274, 1981
270, 1990
259, 2008

FEWEST FIRST DOWNS ALLOWED

Game: 5 at Arkansas, 2001
6 at Cal State Fullerton, 1983
7 vs. Pacific, 1983
7 vs. Nevada, Reno, 1974
8 vs. New Mexico, 2000
8 vs. Montana State, 1992

Season: 113, 1968
146, 1969
156, 1971
158, 1973
170, 1970

MOST RUSHING FIRST DOWNS ALLOWED

Game: 25 at Air Force, 1999
24 at Air Force, 2009
24 at Central Michigan, 1994
23 at Oregon, 1992
23 at Wyoming, 1981

Season: 157, 1996
155, 1981
149, 1992
148, 1999
141, 1994, 1995

FEWEST RUSHING FIRST DOWNS ALLOWED

Game: 0 at Arkansas, 2001
0 at San Diego State, 1974
1 at Long Beach State, 1986
2 (3 times), last time: at Louisiana Tech, 1993

Season: 53, 1968
60, 1969
75, 1974
77, 1983
78, 1970

MOST PASSING FIRST DOWNS ALLOWED

Game: 31 at Nevada, Reno, 1995
22 vs. Houston, 1989
21 at Wyoming, 2001
21 at Pacific, 1990
21 at Louisiana Tech, 1990

Season: 149, 1996
136, 1993
135, 1993
132, 1995
130, 2009

FEWEST PASSING FIRST DOWNS ALLOWED

Game: 0 vs. Louisiana-Lafayette, 1985
1 (8 times), last time: vs. New Mexico, 2002

Season: 47, 1971
50, 1968
61, 1978
62, 1970, 1973

MOST FIRST DOWNS BY PENALTY ALLOWED

Game: 8 vs. Long Beach State, 1985
8 vs. Fresno State, 1984
7 vs. Wyoming, 2004
7 vs. Air Force, 1996
7 vs. Wichita State, 1984

Season: 36, 1984
30, 1986
30, 1980
30, 1970

INDIVIDUAL RECORDS - RUSHING



RUSHING ATTEMPTS

Game:	37, Ickey Woods vs. Long Beach State, 1987 37, Ickey Woods vs. Pacific, 1987 36, Robert Gi at Louisiana Tech, 1993 35, Shannon (McLean) Wilson vs. Arkansas State, 1995 34, Dominique Dorsey vs. Wyoming, 2004 34, Mike Thomas vs. Utah State, 1973
Freshman:	28, James Wofford vs. San Jose State, 1997
Season:	274, Mike Thomas, 1973 259, Ickey Woods, 1987 226, Dominique Dorsey, 2004 218, Joe Haro, 2001 208, Larry Croom, 2003
Freshman:	124, James Wofford, 1997
Career:	519, Dominique Dorsey, 2001-04 501, Kirk Jones, 1983-86 475, Mike Thomas, 1973-74 454, Omar Love, 1992-96 420, Michael Morton, 1978-81

RUSHING YARDS (NET)

Game:	314, Mike Thomas at Santa Clara, 1973 266, Mike Thomas vs. Boise State, 1974 265, Ickey Woods vs. Pacific, 1987 245, Mike Thomas vs. Prairie View A&M, 1974 239, Raymond Strong vs. Weber State, 1977 236, Mike Thomas vs. Wisconsin-Milwaukee, 1973 226, Joe Haro at Wyoming, 2001 222, Larry Croom at Colorado State, 2002 221, Henry Melton vs. New Mexico Highlands, 1974 211, Darin Brightmon vs. Pacific, 1989 208, Ickey Woods at New Mexico State, 1987 221, Henry Melton vs. New Mexico Highlands, 1974
Freshman:	1,741, Mike Thomas, 1973
Season:	1,658, Ickey Woods, 1987 1,408, Mike Thomas, 1974 1,261, Dominique Dorsey, 2004 1,107, Joe Haro, 2001 1,007, Kirk Jones, 1984 1,005, Jeremi Rudolph, 2000 932, Larry Croom, 2003 928, Frank "The Tank" Summers, 2007 922, Leon Walker, 1978
Freshman:	624, James Wofford, 1997
Career:	3,149, Mike Thomas, 1973-74 2,834, Dominique Dorsey, 2001-04 2,656, Kirk Jones, 1983-86 2,536, Michael Morton, 1978-81 2,013, Joe Haro, 1998-2002 1,932, Omar Love, 1992-1996 1,925, Ickey Woods, 1984-1987 1,861, James Wofford, 1997-2000 1,850, Mack Gilchrist, 1968-1971 1,750, Raymond Strong, 1976-1977

RUSHING YARDS PER ATTEMPT

Game (min. 20 att.):	11.1, Larry Croom at Colorado State, 2002 10.5, Mike Thomas at Santa Clara, 1973 10.4, Raymond Strong vs. Weber State, 1977 10.3, Joe Haro at Wyoming, 2001 9.6, Darin Brightmon vs. Pacific, 1989 9.4, Mike Thomas vs. Wisconsin-Milwaukee, 1973
Season (min. 100 att.):	7.3, Raymond Strong, 1976 7.1, Leon Walker, 1978 7.0, Mike Thomas, 1974 6.5, Kirk Jones, 1984 6.4, Ickey Woods, 1987
Career (min. 150 att.):	6.6, Mike Thomas, 1973-74 6.5, Raymond Strong, 1976-77 6.4, Leon Walker, 1978-79 6.0, Michael Morton, 1978-81 5.9, Ickey Woods, 1987

GAMES RUSHING FOR 100 YARDS OR MORE


Season:	9, Ickey Woods, 1987 9, Mike Thomas, 1973 8, Mike Thomas, 1974 6, Dominique Dorsey, 2004 6, Jeremi Rudolph, 2000
Freshman:	3, Omar Love, 1992
Career:	17, Mike Thomas, 1973-74 11, Dominique Dorsey, 2001-04 10, Kirk Jones, 1983-86 9, Joe Haro, 1998-2002 9, Ickey Woods, 1984-87 9, Michael Morton, 1978-81

GAMES RUSHING FOR 200 YARDS OR MORE


Season:	3, Ickey Woods, 1987 3, Mike Thomas, 1973 2, Mike Thomas, 1974
Freshman:	1, Henry Melton, 1974
Career:	5, Mike Thomas, 1973-74 3, Ickey Woods, 1984-87 2, Raymond Strong, 1976-77

RUSHING TOUCHDOWNS

Game:	4, Mike Thomas vs. Prairie View A&M, 1974 4, Henry Melton vs. New Mexico Highlands, 1974 4, Mike Thomas vs. Wisconsin-Milwaukee, 1973 4, Henry Melton vs. New Mexico Highlands, 1974
Freshman:	20, Mike Thomas, 1973
Season:	17, Mike Thomas, 1974 11, Jason Thomas, 2000 11, Mack Gilchrist, 1969 10, Ickey Woods, 1987 6, Kirk Jones, 1983
Freshman:	37, Mike Thomas, 1973-74
Career:	25, Mack Gilchrist, 1968-71 24, Jason Thomas, 2000-2002 20, Glenn Carano, 1973-76 20, Michael Morton, 1978-81 16, Kirk Jones, 1983-86 15, Ickey Woods, 1984-87 15, Raymond Strong, 1976-77



Ickey Woods



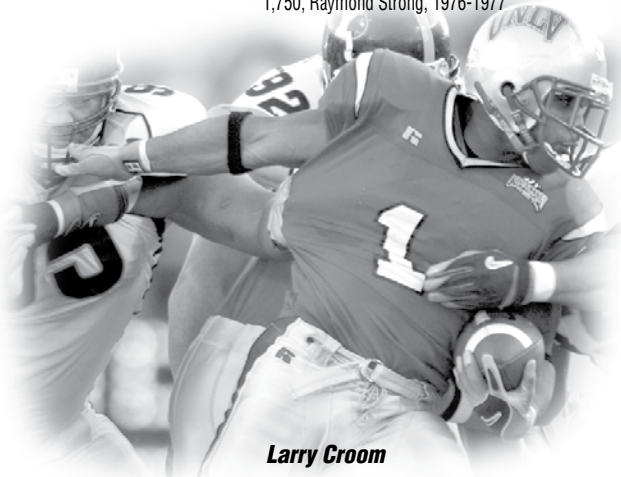
Kirk Jones



Mike Thomas



Dominique Dorsey



Larry Croom



INDIVIDUAL RECORDS - PASSING



Randall Cunningham



Jon Denton



Larry Gentry



Glenn Carano

PASS ATTEMPTS

Game: 61, Jon Denton at San Jose State, 1996
 57, Sam King at BYU, 1981
 56, Jon Denton at San Diego State, 1997
 54, Jarrod Jackson vs. Utah, 2005
 53, Jon Denton vs. San Diego State, 1996
 53, Bob Stockham vs. New Mexico State, 1993
 52, Jarrod Jackson vs. BYU, 2005
 52, Sam King at Fresno State, 1981
50, Mike Clausen at Nevada, Reno, 2009
 50, Jared Brown vs. New Mexico State, 1995

Freshman:

Season: 61, Jon Denton at San Jose State, 1996
 506, Jon Denton, 1996
 433, Sam King, 1981
 381, Randall Cunningham, 1982
 374, Jon Denton, 1997
 373, Bob Stockham, 1993
 359, Rocky Hinds, 2006
 332, Randall Cunningham, 1984
326, Omar Clayton, 2009
 323, Kurt Nantkes, 2003

Freshman:

Career: 316, Randall Cunningham, 1983
 506, Jon Denton, 1996
 1,029, Randall Cunningham, 1982-84
 880, Jon Denton, 1996-97
 669, Jason Thomas, 2000-2002
 644, Derek Stott, 1989-91
 636, Glenn Carano, 1973-76
 625, Sam King, 1979-81
 560, Kurt Nantkes, 2001-04
 548, Steve Stallworth, 1983-86
 513, Jared Brown, 1994-95
 502, Bob Stockham, 1992-93

PASS COMPLETIONS

Game: 33, Jon Denton at San Jose State, 1996
 32, Jon Denton vs. Wyoming, 1996
 31, Jarrod Jackson vs. BYU, 2005
 31, Jon Denton at San Diego State, 1997
 31, Sam King at BYU, 1981
 30, Jason Davis vs. Idaho, 1994
 30, Bob Stockham vs. New Mexico State, 1993
 30, Sam King at Hawaii, 1981
 29, Jarrod Jackson vs. Utah, 2005
28, Omar Clayton vs. Hawaii, 2009
 33, Jon Denton at San Jose State, 1996

Freshman:

Season: 277, Jon Denton, 1996
 255, Sam King, 1981
 207, Randall Cunningham, 1984
 200, Randall Cunningham, 1982
 199, Jon Denton, 1997
196, Omar Clayton, 2009
 194, Rocky Hinds, 2006
 189, Randall Cunningham, 1983
 179, Bob Stockham, 1993
 167, Kurt Nantkes, 2003
 277, Jon Denton, 1996

Freshman:

Career: 596, Randall Cunningham, 1982-84
 476, Jon Denton, 1996-97
406, Omar Clayton, 2007-SA
 360, Sam King, 1979-81
 337, Glenn Carano, 1973-76
 335, Derek Stott, 1989-91
 293, Steve Stallworth, 1983-86
 282, Kurt Nantkes, 2001-04
 249, Jared Brown, 1994-95
 244, Shane Steichen, 2003-06

COMPLETION PERCENTAGE

Game (min. 15 att.): .842 (16-19), Jason Vaughan at UNT, 1999
Game (min. 20 att.): .808 (21-26), R. Cunningham vs. Idaho St., 1984
Freshman: .696 (32-46), Jon Denton vs. Wyoming, 1996

Season (min. 80 att.): .624 (207-332), Randall Cunningham, 1984
.611 (58-95), Omar Clayton, 2007
.601 (196-326) Omar Clayton, 2009

.599 (255-433), Sam King, 1981
 .598 (189-316), Randall Cunningham, 1983
.591 (52-88), Mike Clausen, 2009
.589 (152-258), Omar Clayton, 2008
.611 (58-95), Omar Clayton, 2007

Freshman:

Career (min. 200 att.): **.598 (406-679), Omar Clayton, 2007-SA**
 .579 (596-1,029), Randall Cunningham, 1982-84
 .576 (360-625), Sam King, 1979-81
 .544 (124-228), Jarrod Jackson, 2005-06
 .541 (476-880), Jon Denton, 1996-97

PASSES HAD INTERCEPTED

Game: 6, Bob Stockham vs. Louisiana-Lafayette, 1993
 6, Richard Williams at Louisiana-Lafayette, 1987
 5, Derek Stott vs. Utah State, 1991
 5, Larry Gentry at Utah, 1980
 4, Bob Stockham at Utah State, 1992
 4, John Price vs. Houston, 1989
 4, Sam King at BYU, 1981
 4, Glenn Carano vs. Cal Poly SLO, 1976

Freshman:

3, Omar Clayton vs. Colorado State, 2007
 3, Jon Denton vs. Wisconsin & at San Jose State, 1996

Season:

26, Bob Stockham, 1993
 19, Sam King, 1981
 17, Jon Denton, 1997
 17, Jared Brown, 1995
 16, Jon Denton, 1996
 16, Larry Gentry, 1980

Freshman:

Career: 16, Jon Denton, 1996
 38, Glenn Carano, 1973-76
 37, Bob Stockham, 1992-93
 33, Jon Denton, 1996-97
 30, Randall Cunningham, 1982-84
 29, Sam King, 1979-81

LOWEST INTERCEPTION PERCENTAGE

Season (min. 100 att.): **.0155 (4 in 258 att.), Omar Clayton, 2008**

.0160 (2 in 125 att.), Mike Clausen, 2008
 .0219 (3 in 137 att.), Chad Reed, 1998
 .0231 (4 in 173 att.), Doug Robertson, 1978
 .0253 (8 in 316 att.), Randall Cunningham, 1983

Freshman:

.0160 (2 in 125 att.), Mike Clausen, 2008

Career (min. 300 att.): .0291 (30 in 1,029 att.), Randall Cunningham, 1982-84

.0309 (21 in 679 att.), Omar Clayton, 2007-SA
 .0365 (20 in 548 att.), Steve Stallworth, 1983-86
 .0373 (24 in 644 att.), Derek Stott, 1988-91
 .0375 (33 in 880 att.), Jon Denton, 1996-97

PASSING YARDS

Game: 503, Jon Denton vs. San Diego State, 1996

486, Jon Denton vs. Wyoming, 1996
 476, Sam King at Texas-El Paso, 1981
 473, Sam King at BYU, 1981
 473, Greg Van Ness at Idaho, 1977
 439, Sam King at Hawaii, 1981
 432, Jon Denton at San Jose State, 1996
 425, Bob Stockham vs. Utah State, 1993
 418, Bob Stockham vs. New Mexico State 1993
 413, Randall Cunningham at Pacific, 1982
 413, Randall Cunningham vs. Cal State Fullerton, 1982

Freshman:

503, Jon Denton vs. San Diego State, 1996

Season: 3,778, Sam King, 1981
 3,591, Jon Denton, 1996
 2,847, Randall Cunningham, 1982
 2,628, Randall Cunningham, 1984
 2,586, Jon Denton, 1997
 2,545, Randall Cunningham, 1983
 2,490, Bob Stockham, 1993
2,230, Omar Clayton, 2009
 2,148, Rocky Hinds, 2006
 2,039, Glenn Carano, 1975

INDIVIDUAL RECORDS - PASSING



Career: 8,020, Randall Cunningham, 1982-84
 6,177, Jon Denton, 1996-97
 5,393, Sam King, 1979-81
 5,095, Glenn Carano, 1973-76
 4,997, Jason Thomas, 2000-02
4,742, Omar Clayton, 2007-SA
 4,725, Derek Stott, 1988-91
 3,789, Steve Stallworth, 1983-86
 3,455, Bob Stockham, 1992-93
 3,317, Kurt Nantkes, 2001-04

PASSING YARDS PER GAME

Season: 314.8, Sam King, 1981
Career: 243.0, Randall Cunningham, 1982-84

PASSING YARDS PER ATTEMPT

Game (15+ att.): 16.06, Carlton Kelley vs. Western Illinois, 1977
Game (25+ att.): 14.42, Sam King at Texas-El Paso, 1981
Season: 9.7, Jim Starkes, 1970
Career: 8.6, Sam King, 1979-81

PASSING YARDS PER COMPLETION

Game (10+ comp.): 24.8, Carlton Kelley vs. Western Illinois, 1977
Game (15+ comp.): 21.6, Glenn Carano vs. Nevada, Reno, 1976
Game (20+ comp.): 20.7, Sam King at Texas-El Paso, 1981
Season: 16.11, Jason Thomas, 2000
Career: 15.53, Larry Gentry, 1977-80

GAMES PASSING FOR 200 YARDS OR MORE

Season: 11, Sam King, 1981
 10, Randall Cunningham, 1982
 9, Jon Denton, 1996
 8, Jon Denton, 1997
7, Omar Clayton, 2009
 7, Randall Cunningham, 1983 & 1984
Freshman: 9, Jon Denton, 1996
Career: 24, Randall Cunningham, 1982-84
 17, Jon Denton, 1996-97
13, Omar Clayton, 2007-SA
 13, Sam King, 1979-81
 10, Glenn Carano, 1973-76

GAMES PASSING FOR 300 YARDS OR MORE

Season: 6, Sam King, 1981
 5, Jon Denton, 1996
 4, Jon Denton, 1997
 3, Randall Cunningham, 1984
 3, Randall Cunningham, 1983
Freshman: 5, Jon Denton, 1996
Career: 9, Jon Denton, 1996-97
 7, Randall Cunningham, 1982-84
 7, Sam King, 1979-81
4, Omar Clayton, 2007-SA
 4, Glenn Carano, 1973-76

TOUCHDOWN PASSES

Game: 5, Shane Steichen vs. New Mexico, 2006
 5, Jon Denton vs. San Jose State, 1997
 5, Larry Gentry vs. Texas-El Paso, 1980
 4 (13 times), last time: Shane Steichen vs. Wyo., 2004
Freshman: 4, Jon Denton vs. SDSU & at SJSU, 1996
Season: 25, Jon Denton, 1996
 24, Randall Cunningham, 1984
 22, Larry Gentry, 1980
18, Omar Clayton, 2008
 18, Jon Denton, 1997
 18, Randall Cunningham, 1983
 18, Sam King, 1981
Freshman: 25, Jon Denton, 1996
Career: 59, Randall Cunningham, 1982-84
 43, Jon Denton, 1996-97
 37, Glenn Carano, 1973-76
 36, Larry Gentry, 1977-80
35, Omar Clayton, 2007-SA

TOTAL OFFENSE

TOTAL OFFENSIVE ATTEMPTS


Game: 67, Jarrod Jackson vs. Utah, 2005
 67, Jon Denton at San Jose State, 1996
65, Mike Clausen at Nevada, Reno, 2009
 65, Jon Denton at San Diego State, 1997
 64, Sam King at BYU, 1981
 60, Jarrod Jackson vs. BYU, 2005
Freshman: 67, Jon Denton at San Jose State, 1996
Season: 594, Jon Denton, 1996
 507, Sam King, 1981
 472, Randall Cunningham, 1983
 443, Randall Cunningham, 1984
 438, Jon Denton, 1997
Freshman: 594, Jon Denton, 1996
Career: 1,340, Randall Cunningham, 1982-84
 1,038, Jason Thomas, 2000-02
 1,032, Jon Denton, 1996-97
 913, Glenn Carano, 1973-76
873, Omar Clayton, 2007-SA



Jason Thomas

TOTAL OFFENSIVE YARDS

Game: 513, Jon Denton vs. San Diego State, 1996
 491, Jon Denton vs. Wyoming, 1996
 468, Sam King at BYU, 1981
 466, R. Cunningham vs. Cal State Fullerton, 1982
 457, Sam King at Texas-El Paso, 1981
Freshman: 513, Jon Denton vs. San Diego State, 1996
Season: 3,629, Jon Denton, 1996
 3,562, Sam King, 1981
 2,908, Randall Cunningham, 1982
 2,678, Randall Cunningham, 1983
 2,638, Randall Cunningham, 1984
 3,629, Jon Denton, 1996
Freshman: 8,224, Randall Cunningham, 1982-84
Career: 6,525, Jason Thomas, 2000-2002
 6,220, Jon Denton, 1996-97
5,322, Omar Clayton, 2007-SA
 5,234, Glenn Carano, 1973-76



Derek Stott

TOTAL OFFENSIVE YARDS PER ATTEMPT

Season (min. 100 att.): 8.1, Jim Starkes, 1970
Career: 6.7, Sam King, 1979-1981
 6.3, Jason Thomas, 2000-02

*Bowl Game • Active Players In Bold



UNLV played at both old Cashman Field (inset) from 1968-69 and Butcher Memorial Field (1970 & part of '71) until Sam Boyd Stadium opened in 1971.



INDIVIDUAL RECORDS - RECEIVING



Earvin Johnson



Damon Williams



Casey Flair



Michael Morton

PASS RECEPTIONS

Game: 23, Randy Gatewood vs. Idaho, 1994
 12, Earvin Johnson at Colorado State, 2002
 12, Jeff Spek at Fresno State, 1981
 11, Ryan Wolfe at New Mexico, 2009
 11, Ryan Wolfe at San Diego State, 2008
 11, Ryan Wolfe vs. Colorado State, 2007
 11, Nate Turner at San Diego State, 2000
 11, Todd Floyd at Nevada, Reno, 1997
 11, Damon Williams, at Southern California, 1997
 11, Demond Thompkins at Hawaii, 1992
10, Phillip Payne at Nevada, Reno, 2009
 10, Ryan Wolfe at BYU, 2008
 10, Casey Flair vs. Wyoming, 2007
 10, Casey Flair vs. Air Force, 2007
 10, Ryan Wolfe at Air Force, 2007
 10, Greg Estandia vs. Utah, 2005
 10, Earvin Johnson at Nevada, Reno, 2003
 10, Damon Williams, at Fresno State, 1997
 10, Carlos Baker at San Jose State, 1996
 10, David White at Eastern Michigan, 1995
 10, Keenan McCardell vs. Utah State, 1990
 10, Michael McDade at San Jose State, 1983
 10, Darrall Hambrick vs. CS Fullerton, 1982
 10, Michael Morton at BYU, 1981
Freshman: 9, Ryan Wolfe vs. New Mexico, 2006
 9, Kirk Jones (RB) vs. Washington State, 1983
Season: 88, Ryan Wolfe, 2008
 88, Randy Gatewood, 1994
 79, Michael Morton, 1980
 74, Ryan Wolfe, 2009
 71, Carlos Baker, 1996
 68, Keenan McCardell, 1990
 68, Jim Sandusky, 1981
 67, Casey Flair, 2006
 66, Ryan Wolfe, 2007
 66, Nate Turner, 2000
Freshman: 55, Ryan Wolfe, 2006
Career: 283, Ryan Wolfe, 2006-09
 202, Casey Flair, 2005-08
 187, Damon Williams, 1995-98
 183, Earvin Johnson, 2001-04
 161, Len Ware, 1996-99
 158, Carlos Baker, 1995-98
 156, Henry Bailey, 1991-94
 155, Michael Morton, 1978-81
 142, Demond Thompkins, 1991-93
 141, Keenan McCardell, 1987-90

PASS RECEPTIONS PER GAME

Season: 8.0, Randy Gatewood, 1994
 7.3, Ryan Wolfe, 2008
 6.7, Ryan Wolfe, 2009
Freshman: 4.6, Ryan Wolfe, 2006
Career: (min. 2 yrs.): 6.1, Randy Gatewood, 1993-94
 6.0, Ryan Wolfe, 2006-09
 4.8, Nate Turner, 1999-2000
 4.3, Casey Flair, 2005-08
 4.3, Demond Thompkins, 1991-93

PASS RECEPTION YARDS

Game: 363, Randy Gatewood vs. Idaho, 1994
 212, Demond Thompkins vs. Cal State Fullerton 1992
 206, Jeff Spek at Texas-El Paso, 1981
 201, Demond Thompkins at Hawaii, 1992
 200, Len Ware vs. San Diego State, 1996
 197, George Thomas vs. Cal State Fullerton, 1986
 189, Jim Sandusky at Hawaii, 1981
 176, Ryan Wolfe vs. New Mexico, 2006
Freshman: 1,346, Jim Sandusky, 1981
Season: 1,203, Randy Gatewood, 1994
 1,068, Demond Thompkins, 1993
 1,060, Darrall Hambrick, 1982
 1,046, Keenan McCardell, 1990

Freshman: 911, Ryan Wolfe, 2006
Career: 3,495, Ryan Wolfe, 2006-09
 2,604, Earvin Johnson, 2001-04
 2,558, Damon Williams, 1995-98
 2,515, Henry Bailey, 1991-94
 2,396, Demond Thompkins, 1991-93
 2,380, Casey Flair, 2005-08
 2,189, Keenan McCardell, 1987-90
 2,110, Carlos Baker, 1995-98
 1,946, Len Ware, 1996-99
 1,896, Nathaniel Hawkins, 1968-71
 1,832, Randy Gatewood, 1993-94

PASS RECEPTION YARDS PER GAME

Season: 112.1, Jim Sandusky, 1981
 109.4, Randy Gatewood, 1994
Freshman: 75.9, Ryan Wolfe, 2006
Career: 87.2, Randy Gatewood, 1993-94
 76.4, Sam Greene, 1979-80

PASS RECEPTION YARDS PER CATCH

Game (min. 5): 32.83, George Thomas vs. Cal State Fullerton, 1986
Season (min. 20): 23.76, George Thomas, 1986
Career (min. 40): 19.83, Sam Greene, 1978-80

GAMES WITH 100 OR MORE RECEIVING YARDS

Season: 8, Jim Sandusky, 1981
 5, (6 times), last time: Ryan Wolfe, 2008
Freshman: 3, Ryan Wolfe, 2006
 3, Carlos Baker, 1995
Career: 12, Ryan Wolfe, 2006-09
 8, Earvin Johnson, 2001-04
 8, Len Ware, 1996-99
 8, Randy Gatewood, 1993-94
 8, Jim Sandusky, 1981

GAMES WITH 200 OR MORE RECEIVING YARDS


Season: 2, Demond Thompkins, 1992
Career: 2, Demond Thompkins, 1991-93

TOUCHDOWN RECEPTIONS

Game: 4, Henry Bailey vs. Idaho, 1994
 4, Nathaniel Hawkins vs. New Mexico Highlands, 1971
 3, Keenan McCardell at Oregon State, 1990
 3, Reggie Farmer vs. Utah State, 1983
 3, Sam Greene at San Diego State, 1980
 3, Sam Greene vs. Tennessee State, 1979
Freshman: 3, Len Ware at Hawaii, 1996
Season: 11, Sam Greene, 1980
 10, Nate Turner, 2000
 10, Henry Bailey, 1994
 9, Tony Gladney, 1984
 9, Reggie Farmer, 1983
 9, Sam Greene, 1979
 8, Earvin Johnson, 2004
 8, Len Ware, 1996
Freshman: 8, Len Ware, 1996
Career: 24, Henry Bailey, 1991-94
 21, Sam Greene, 1979-80
 20, Nathaniel Hawkins, 1968-71
 18, George Thomas, 1984-87
 17, Demond Thompkins, 1991-93
 16, Earvin Johnson, 2001-04
 16, Nate Turner, 1999-2000

*Bowl Game • Active Players In **Bold**

Carlos Baker



INDIVIDUAL RECORDS - SCORING/KICKING



SCORING

POINTS

Game: 26, Mike Thomas vs. Santa Clara, 1974
24 (6 times) last time Henry Bailey vs. Idaho, 1994

Freshman: 24, Henry Melton vs. New Mexico Highlands, 1974

Season: 128, Mike Thomas, 1973
116, Mike Thomas, 1974
87, Nick Garritano, 1994
86, Dillon Pieffer, 2003
83, Joey DiGiovanna, 1983
83, Steve Buzick, 1973

Freshman: 60, Sergio Aguayo, 2004

Career: 244, Mike Thomas, 1973-74
240, Nick Garritano, 1991-94
231, Dillon Pieffer, 2000-03
227, Sergio Aguayo, 2004-07
193, Joey DiGiovanna, 1983-85

POINTS (KICKING ONLY)

Game: 15, Dillon Pieffer vs. Hawaii, 2003
15, Nick Garritano vs. Cal State Fullerton, 1992
13, Nick Garritano vs. Central Michigan, 1994
13, Joey DiGiovanna vs. Fresno State, 1984

Freshman: 11, Sergio Aguayo vs. Nevada, Reno, 2004

Season: 87, Nick Garritano, 1994
86, Dillon Pieffer, 2003
74, Joey DiGiovanna, 1984
72, Sergio Aguayo, 2007
72, Jim Cook, 1987

Freshman: 60, Sergio Aguayo, 2004

Career: 240, Nick Garritano, 1991-94
231, Dillon Pieffer, 2000-03
227, Sergio Aguayo, 2004-07
193, Joey DiGiovanna, 1983-85
178, Jim Cook, 1986-88

TOUCHDOWNS

Game: 4, Henry Bailey vs. Idaho, 1994
4, Kirk Jones vs. Tennessee Tech, 1985
4, Mike Thomas vs. Prairie View A&M, 1974
4, Mike Thomas vs. Santa Clara, 1974
4, Henry Melton vs. New Mexico Highlands, 1974
4, Mike Thomas vs. Wisconsin-Milwaukee, 1973
4, Nathaniel Hawkins vs. New Mexico Highlands, 1971
4, Henry Melton vs. New Mexico Highlands, 1974

Freshman: 21, Mike Thomas, 1973
19, Mike Thomas, 1974
12, Henry Bailey, 1994
12, Ray Crouse, 1981
12, Mack Gilchrist, 1968

Freshman: 8, Len Ware, 1996

Career: 40, Mike Thomas, 1973-74
29, Henry Bailey, 1991-94
29, Michael Morton, 1979-81
24, Jason Thomas, 2000-02
22, Sam Greene, 1979-80

KICKING

FIELD GOALS

Game: 4 (5 att.), Dillon Pieffer vs. Hawaii, 2003
4 (4 att.), Nick Garritano vs. Central Michigan, 1993
4 (4 att.), Nick Garritano vs. Cal State Fullerton, 1992
4 (6 att.), Joey DiGiovanna vs. Fresno State, 1984
4 (7 att.), Jim Gaetano vs. Wyoming, 1978

Freshman: 2, Sergio Aguayo vs. UNR & at New Mexico, 2004
2, Dillon Pieffer at Hawaii, 2000
2, Nick Garritano vs. LBSU & at Cal State Fullerton, 1991
21 (26 att.), Nick Garritano, 1994
20 (25 att.), Dillon Pieffer, 2003
17 (22 att.), Sergio Aguayo, 2007
16 (20 att.), Joey DiGiovanna, 1984
15 (17 att.), Jim Cook, 1987
13 (17 att.), Nick Garritano, 1993

Freshman: 11 (15 att.), Sergio Aguayo, 2004

Career: 53 (73 att.), Nick Garritano, 1991-94
48 (69 att.), Sergio Aguayo, 2004-07
40 (57 att.), Dillon Pieffer, 2000-03
38 (53 att.), Jim Cook, 1986-88
34 (50 att.), Joey DiGiovanna, 1983-85
19 (31 att.), Jim Gaetano, 1977-79

Consecutive: 14, Jim Cook, 1987
13, Nick Garritano, 1994

FIELD GOAL PERCENTAGE

Season (min. 10 att): .882 (15-17), Jim Cook, 1987
.846 (11-13), Jim Cook, 1986
.808 (21-26), Nick Garritano, 1994
.800 (20-25), Dillon Pieffer, 2003
.800 (16-20), Joey DiGiovanna, 1984
.800 (8-10), Todd Peterson, 1980

Freshman: .857 (6-7), Dillon Pieffer, 2000

Career (min. 20 att): .786 (53-73), Nick Garritano, 1991-94
.727 (16-22), Kyle Watson, 2008-09
.717 (38-53), Jim Cook, 1986-88
.702 (40-57), Dillon Pieffer, 2000-03
.696 (48-69), Sergio Aguayo, 2004-07

EXTRA POINTS (PATs)

Season: 50 (52 att.), Jim Thayer, 1974
47 (48 att.), Sonny LeJeune, 1976
38 (44 att.), Joey DiGiovanna, 1985
38 (46 att.), Keith Reardon, 1980
37 (37 att.), Kyle Watson, 2008 & 2009

Freshman: 27 (27 att.), Sergio Aguayo, 2004

Career: 111 (117 att.), Dillon Pieffer, 2000-03
103 (107 att.), Jim Thayer, 1972-74
92 (98 att.), Jim Gaetano, 1977-79
85 (92 att.), Joey DiGiovanna, 1983-85
83 (87 att.), Sergio Aguayo, 2004-07
74, Kyle Watson, 2008-09
45, Dillon Pieffer, 2001-02
45, Jim Cook, 1986-88
39, Sonny LeJeune, 1976

EXTRA POINT PERCENTAGE

Season (min. 10 att): 1.000 (37-37), Kyle Watson, 2009
1.000 (37-37), Kyle Watson, 2008
1.000 (27-27), Sergio Aguayo, 2004
1.000 (27-27), Jim Cook, 1987
.979 (47-48), Sonny LeJeune, 1976
1.000 (27-27), Sergio Aguayo, 2004

Freshman: .963 (103-107), Jim Thayer, 1972-74
.954 (83-87), Sergio Aguayo, 2004-07
.949 (111-117), Dillon Pieffer, 2000-03
.939 (92-98), Jim Gaetano, 1977-79

PUNTING

ATTEMPTS


Game: 13, Joe Kristosik at BYU, 1998
13, Tony Rhynes at Baylor, 1988
12, Gary Cook at BYU, 2004
11 (5 times), last time: Kyle Watson at TCU, 2009

Freshman: 8, Joe Kristosik vs. Northern Illinois, 1995


Season: 83, Gary Cook, 2003
76, Joe Kristosik, 1998
72, Steve Gortz, 1978
69, Brad Faunce, 1994
69, Jim DiFiore, 1972

Freshman: 57, Joe Kristosik, 1995

Career: 281, Gary Cook, 2001-04
232, Jim DiFiore, 1970-73
226, Joe Kristosik, 1995-98
178, Tony Rhynes, 1987-89



Nick Garritano



Jim Cook



Sergio Aguayo



Gary Cook



INDIVIDUAL RECORDS

PUNTING AVERAGE

Game (min. 3 att.): 58.0 (3 att.), R. Cunningham vs. UNR, 1983
 55.7 (3 att.), Gary Cook vs. UNR, 2004
 55.5, Jim DiFiore vs. Cal State Los Angeles, 1973
 54.0 (6 att.), R. Cunningham vs. Hawaii, 1983
 54.0 (7 att.), Brian Parvin at Hawaii, 1992
 53.4 (7 att.), R. Cunningham at CSU, 1982
Freshman: 47.0 (4 att.), Joe Kristosik vs. Utah State, 1995
Season: 47.5 (59 att.), Randall Cunningham, 1984
 46.3 (57 att.), Brian Parvin, 1992
 46.2 (76 att.), Joe Kristosik, 1998
 45.7 (27 att.), Randall Cunningham, 1982
 45.4 (65 att.), Ray Cheetany, 1999
Freshman: 39.8 (57 att.), Joe Kristosik, 1995
Career: 45.6 (142 att.), Randall Cunningham, 1982-84
 44.3 (105 att.), Brian Parvin, 1991-92
 43.4 (129 att.), Ray Cheetany, 1999-2000
 42.7 (112 att.), Kip Facer, 2005-06
 42.7 (130 att.), Brad Faunce, 1993-94

RETURNS

PUNT RETURNS

Season: 29, Keenan McCardell, 1988
 26, Greg Brown, 1970
 25, Tremayne Kirkland, 2003
 25, David Hollis, 1986
 24, Tony Lewis, 1985
 23, Troy Mason, 2000
Freshman: 25, Tremayne Kirkland, 2003
Career: 62, Troy Mason, 1999-2002
 36, Casey Flair, 2005-08
 36, Tremayne Kirkland, 2003-05
 36, Henry Vereen, 1975-78
 35, Tony Lewis, 1981, 83-85
 35, Greg Brown, 1970-71


PUNT RETURN YARDS

Game: 163, Greg Brown, National U. of Mexico, 1971
Season: 378, Troy Mason, 2000
 324, Steve Haggerty, 1974
 314, Tremayne Kirkland, 2003
 288, Greg Brown, 1970
 282, David Hollis, 1986
Freshman: 314, Tremayne Kirkland, 2003
Career: 783, Troy Mason, 1999-2002
 558, Greg Brown, 1970-71
 385, David Hollis, 1983-86
 383, Tremayne Kirkland, 2003-05
 366, Henry Bailey, 1991-94

PUNT RETURN AVERAGE

Season (min. 10): 16.4, Troy Mason, 2000
 16.2, Steve Haggerty, 1974
 15.1, Marlon Beavers, 1975
 14.6, Henry Bailey, 1992
 12.9, Troy Mason, 2001
Freshman: 12.6, Tremayne Kirkland, 2003
Career (min. 20): 15.9, Greg Brown, 1970-71
 12.6, Tremayne Kirkland, 2003-05
 12.6, Troy Mason, 1999-2002
 11.6, Hunkie Cooper, 1990-91
 11.3, David Hollis, 1983-86

Kevin Thomas



KICKOFF RETURNS

Game: 7, **Deante' Purvis, at San Diego State, 2008**
 7, Lorenzo Burse Jr. at Wyoming, 2007
 7, Henry Bailey vs. San Jose State, 1992
Season: 50, **Deante' Purvis, 2009**
 37, **Michael Johnson, 2008**
 36, Henry Vereen, 1975
 35, Hunkie Cooper, 1990
 34, Henry Bailey, 1992
Freshman: 37, **Michael Johnson, 2008**
Career: 94, Henry Vereen, 1975-78
 75, Henry Bailey, 1991-94
 72, Keyvan Jenkins, 1979-83
 68, **Deante' Purvis, 2008-SA**
 53, Dominique Dorsey, 2001-04

KICKOFF RETURN YARDS

Game: 185, **Deante' Purvis vs. BYU, 2009**
Season: 1,165, **Deante' Purvis, 2009**
 853, **Michael Johnson, 2008**
 824, Henry Vereen, 1975
 817, Henry Bailey, 1992
 749, Duane "Toy Train" James, 1998
Freshman: 853, **Michael Johnson, 2008**
Career: 2,265, Henry Vereen, 1975-78
 1,774, Henry Bailey, 1991-94
 1,587, **Deante' Purvis, 2008-SA**
 1,561, Keyvan Jenkins, 1979-80, 82-83
 1,242, Dominique Dorsey, 2001-04

KICKOFF RETURN AVERAGE

Season (min. 10): 34.6, Dominique Dorsey, 2001
 31.4, Henry Vereen, 1976
 27.6, Demond Thompkins, 1993
 25.4, Henry Bailey, 1994
 25.0, Waymon Alridge, 1982
Freshman: 34.6, Dominique Dorsey, 2001
Career (min. 20): 24.4, Duane "Toy Train" James, 1998-99
 24.3, Len Ware, 1996-99
 24.1, Henry Vereen, 1975-78
 23.8, Demond Thompkins, 1991-93
 23.7, Henry Bailey, 1991-94

LONG PLAYS

RUSH

89, Darin Brightmon vs. New Mexico State, 1989 (TD)
 87, Henry Melton vs. New Mexico Highlands, 1974 (TD)
 86, Keyvan Jenkins at Fresno State, 1983 (TD)
 85, Mike Thomas vs. Boise State, 1974 (TD)
 83, Mike Thomas, 1973
 83, Steve Matousek, 1973
 82, Keyvan Jenkins vs. New Mexico, 1981 (TD)
 80, Ray Strong at UNR, 1977 (TD)
 77, Michael Morton at Colorado State, 1980 (TD)
 75, Vic Moore, 1975
Freshman: 87, Henry Melton vs. New Mexico Highlands, 1974 (TD)

PASS

87, Carlton Kelley to Henry Vereen vs. NAU, 1977 (TD)
 82, Jon Denton to Len Ware at Air Force, 1997 (TD)
 82, Jon Denton to Len Ware vs. SDSU, 1996 (TD)
 82, Don Kennedy to Nate Hawkins vs. UNR, 1970 (TD)
 81, D. Robertson to Brian Harris at BYU, 1978 (TD)
 80, Jon Denton to Todd Floyd at TCU, 1996 (TD)
 80, C. Price to Mike Reddick vs. Ohio, 1988 (TD)
 80, Eugene Bowen to George Thomas vs. CSUF, 1986 (TD)
 80, Sam King to Sam Greene vs. UNM, 1979 (TD)
 80, Dan Arana to Nathaniel Hawkins, 1971
 80, Bill Casey to Steve Buzick vs. Azusa Pacific, 1968 (TD)
Freshman: 82, Jon Denton to Len Ware (both freshmen)
 vs. San Diego State, 1996 (TD)

FIELD GOAL

54, Nick Garritano vs. Nevada, Reno, 1994
 54, Nick Garritano vs. San Jose State, 1994
 54, Jim Cook at Nebraska, 1988
 53, Jim Cook at Nebraska, 1988
 53, Jim Cook vs. Ohio, 1988
 52, **Ben Jaekle vs. Nevada, Reno, 2008**
 52, **Ben Jaekle vs. New Mexico, 2008**
 52, Sergio Aguayo vs. TCU, 2006
 52, Sergio Aguayo vs. San Diego State, 2005
 52, Sergio Aguayo vs. San Diego State, 2005
 52, Nick Garritano at Tulsa, 1994
 52, Nick Garritano at Central Michigan, 1994
 51, Nick Garritano vs. San Jose State, 1994
 50, Dillon Pieffer, at New Mexico, 2003
 50, Jim Cook vs. Pacific, 1987
Freshman: 42, Nick Garritano vs. Long Beach State, 1991

PUNT

91, Brad Faunce vs. Nevada, Reno, 1994
 78, Kip Facer vs. TCU, 2006
 78, Jim DiFiore vs. Cal State Los Angeles, 1972
 77, Brian Pacheco at Utah State, 2007
 76, Gary Cook vs. Nevada, Reno, 2004
 75, Bob Hulberg vs. Louisiana-Lafayette, 1985
 73, Randall Cunningham vs. Nevada, Reno, 1983
 73, Randall Cunningham vs. Hawaii, 1983
 72, Randall Cunningham vs. SMU, 1984
 72, Brian Pacheco at Air Force, 2007
 71, Tony Rhynes vs. New Mexico State, 1988
 70, Randall Cunningham vs. Cal State Fullerton, 1984
Freshman: 69, Joe Kristosik vs. New Mexico State, 1995

INTERCEPTION RETURN

100, Pat Medchill vs. Southern Utah State, 1970 (TD)
 98, Marlon Beavers at Northern Arizona, 1974 (TD)
 96, Rodney Mazion at New Mexico, 1991 (TD)
 93, Mark Green at Hawaii, 1973 (TD)
 92, David Hollis vs. New Mexico State, 1985 (TD)
Freshman: 96, Rodney Mazion at New Mexico, 1991 (TD)

FUMBLE RETURN

100, Kevin Thomas at Baylor, 1999 (TD)
 84, Amar Brisco at Wyoming, 1997
 81, Jamaal Wynn at San Diego State, 2002 (TD)
 67, Jeremy Geathers vs. Idaho State, 2006 (TD)
 67, Scott Patton at Wyoming, 1997 (TD)
 65, Jermaine Webster at TCU, 1996
 61, Joe Miklos at New Mexico, 2003 (TD)
 58, Keith Washington vs. Texas-El Paso, 1992 (TD)
Freshman: 12, **Will Chandler vs. Utah State, 2008**

PUNT RETURN

86, Greg Brown vs. Oregon Tech, 1970 (TD)
 84, Troy Mason vs. New Mexico, 2000 (TD)
 84, Gary Van Houten vs. Prairie View A&M, 1974
 82, Larry Wright, 1971
 78, Duane "Toy Train" James vs. Nevada, Reno, 1998
 75, Tremayne Kirkland at New Mexico, 2003
Freshman: 78, Duane "Toy Train" James vs. UNR, 1998

KICKOFF RETURN

99, Ken Bowles vs. Cal Poly San Luis Obispo, 1976 (TD)
 97, Len Ware vs. Utah, 1999 (TD)
 94, **Deante' Purvis vs. BYU, 2009 (TD)**
 87, Vince McGowens vs. Northern Illinois, 1989 (TD)
 87, Dominique Dorsey vs. Northwestern, 2001
 83, Thomas Bywaters vs. Northern Arizona, 1973
 82, Henry Bailey vs. Montana State, 1992 (TD)
 82, Henry Vereen, 1975
Freshman: 87, Dominique Dorsey vs. Northwestern, 2001

Randy Black



INDIVIDUAL RECORDS - DEFENSE



TACKLES

Game: 22, Quincy Sanders at Air Force, 1999
Season: 147, Scott Patton, 1997
 137, Jason Medlock, 1993
 133, Adam Seward, 2002
 132, Kirk Dodge, 1983
 131, Tom Polley, 1984
 127, Jason Beauchamp, 2008
 126, Beau Bell, 2007
 122, Mike Walker, 1980
 121, Adam Seward, 2004
Freshman: 119, (3 times), last time: Adam Seward, 2003
 115, James Sunia, 1998
Career: 433, Adam Seward, 2001-04
 334, Jason Beauchamp, 2006-09
 320, Beau Bell, 2004-07
 294, Randy Black, 1997-2000
 293, Ryan Claridge, 2000-04
 289, Darnell Pickens, 1984-87
 280, Jamaal Brimmer, 2001-04
 280, Doc Wise, 1986-89
 277, Greg Gales, 1996-98
 276, Jason Davis, 1991-94
 272, Harvey Allen, 1982-85
 270, Quincy Sanders, 1995-99

SACKS

Game: 7, Daryl Knox vs. New Mexico State, 1985
 5, Mark Byers at Utah State, 1994
 4, Anton Palepoi vs. Wyoming, 2000
Season: 20.5, Mark Byers, 1994
 20, Daryl Knox, 1984
 11, Ken Mitchell, 1971
 10, Todd Liebenstein, 1980
 10, Craig Silverman, 1979
 9, Ryan Claridge, 2004
 8, Anton Palepoi, 2000
 7.5, Marion "Suge" Knight, 1986
 7, Talance Sawyer, 1997
 7, Ike Freeman, 1987
 7, John Foster, 1989
Freshman: 5, "Doc" Wise, 1986
Career: 28, Daryl Knox, 1984-85
 22, Todd Liebenstein, 1978-81
 20.5, Mark Byers, 1993-94
 20, Phil O'Neill, 1978-80
 18.5, Ryan Claridge, 2000-04
 15.5, Talance Sawyer, 1995-98
 15, Leon Moore, 2002-05

FUMBLES FORCED

Season: 7, Bruce Gray, 1970
 6, Ryan Claridge, 2001
 5, Beau Bell, 2007
Career: 5, Doug Smith, 1979
 10, Ryan Claridge, 2000-04
 9, Jamaal Brimmer, 2001-04
 7, Joe Miklos, 2002-05
 7, Doc Wise, 1986-89
 7, Bruce Gray, 1968-69, '71
 6, Jerrad Pierucci, 1996-1999
 6, Marvin Robinson, 1992-95

FUMBLES RECOVERED

Season: 7, Mike Otto, 1974
 6, Keith London, 1984
 5, John Andrews, 2003
 5, Mike Johnson, 1979
 4, last time Joe Miklos, 2005
Career: 9, Jody Reinoehl, 1987-90
 8, Mike Johnson, 1978-81
 7, Mike Otto, 1974-1975
 6, (multiple), last time: Joe Miklos, 2002-05

FUMBLES RETURNED FOR A TOUCHDOWN

Game: 1, (multiple), last time: Jeremy Geathers vs. Idaho State, 2006
Season: 2, Joe Miklos, 2003
Career: 2, Joe Miklos, 2002-05
 2, Kevin Thomas, 1998-2001
 2, Keith Washington, 1991-94 (includes 1 bowl game)

INTERCEPTIONS

Game: 3, Ed Saignes vs. Idaho State, 1984
 2, last time: Beau Bell at Wyoming, 2007
Freshman: 2, Marlon Beavers vs. Boise State, 1973
Season: 7, Kevin Thomas, 2001
 6, Jamaal Brimmer, 2003
 6, Alvin Horn, 1986
 6, Aaron Mitchell, 1978
 6, Marlon Beavers, 1976
Freshman: 4, Marlon Beavers, 1973
Career: 17, Marlon Beavers, 1973-76
 14, Kevin Thomas, 1998-2001
 14, Charles Jarvis, 1978-81
 11, David Hollis, 1983-86
 11, Patt Medchill, 1970-72

INTERCEPTION YARDS

Game: 107 (2 int.), Marlon Beavers at Northern Arizona, 1974
Freshman: 96 (1 int.), Rodney Mazion at New Mexico, 1991
Season: 213 (7 int.), Kevin Thomas, 2001
 186 (6 int.), Jamaal Brimmer, 2003
 164 (5 int.), Marlon Beavers, 1974
 160 (4 int.), Patt Medchill, 1970
 139 (3 int.), C. Jones, 1976
 124 (5 int.), Patt Medchill, 1971
Freshman: 98 (4 int.), Marlon Beavers, 1973
Career: 373 (11 int.), Patt Medchill, 1970-72
 367 (17 int.), Marlon Beavers, 1973-76
 327 (14 int.), Kevin Thomas, 1998-2001
 211 (14 int.), Charles Jarvis, 1978-81
 210 (7 int.), Jamaal Brimmer, 2001-04

INTERCEPTIONS RETURNED FOR TOUCHDOWN

Game: 1, (multiple), last time: Terrance Lee vs. SDSU, 2009
Season: 3, Kevin Thomas, 2001
Career: 4, Kevin Thomas, 1998-2001

PASS BREAKUPS

Season: 24, Kevin Thomas, 1999
 20, Anthony Blue, 1984
 19, Mil'Von James, 2007
 16, Kevin Thomas, 2000
 16, Rodney Mazion, 1993
 15, Don Odegard, 1989
 13, Clarence Mack, 1991
 13, Gerald Robinson, 1989
 12, David Hollis, 1986
 12, Aaron Mitchell, 1977
Freshman: 8, Randy Black, 1997
Career: 55, Kevin Thomas, 1998-2001
 27, Randy Black, 1997-2000
 27, Anthony Blue, 1983-86
 26, Rodney Mazion, 1991-94
 22, Mil'Von James, 2006-07
 21, Amar Brisco, 1995-2000
 21, Carlton Johnson, 1989-91
 21, Charles Dimry, 1984-87
 21, David Hollis, 1983-86

DEFENSIVE TOUCHDOWNS

Game: 1, (multiple), last time: Terrance Lee vs. SDSU, 2009 (40-yd Int Ret)
Season: 3, Kevin Thomas, 2001 (3 INT)
Career: 6, Kevin Thomas, 1998-2001 (4 INT, 2 fumbles)



Scott Patton



Mark Byers



Quincy Sanders



Marlon Beavers

*Bowl Game • Active Players In **Bold**



INDIVIDUAL STREAKS



Jared Brown



Sam "Disco Kid" Greene



Dillon Pieffer



Bobby Stockham

CONSECUTIVE GAMES PLAYED

- 48 Jason Beauchamp (LB), 2006-09
- 47 Ryan Wolfe (WR), 2006-09
- 47 Casey Flair (WR), 2005-08
- 46 Howie Fuimaono (DL), 2003-06
- 46 Leon Moore (DL), 2002-05
- 46 Adam Seward (LB), 2001-04
- 46 Gary Cook (P), 2001-04
- 46 Kevin Thomas (CB), 1998-2001
- 46 Darin Lovat (OL/LS), 1993-96

CONSECUTIVE GAMES STARTED

- 46 Gary Cook (P), 2001-04
- 46 Kevin Thomas (CB), 1998-2001

CONSECUTIVE STARTS BY A QUARTERBACK

- 34 Randall Cunningham, 1982-84

CONSECUTIVE 100-YARD RUSHING GAMES

- 7 Ickey Woods, 1987
- Mike Thomas, 1973
- 4 Jeremi Rudolph, 2000
- Kirk Jones, 1984
- Mike Thomas, 1974

CONSECUTIVE 200-YARD RUSHING GAMES

- 3 Ickey Woods, 1987
- Mike Thomas, 1973
- 2 Mike Thomas, 1974
- Mike Thomas, 1973

CONSECUTIVE 100-YARD RECEIVING GAMES

- 4 Randy Gatewood, 1993-94
(Totaled 718 yards during streak)

CONSECUTIVE 100-YARD RECEIVING GAMES, SAME SEASON

- 3 Len Ware, 1997
- Randy Gatewood, 1994
- Jim Sandusky, 1981 (Twice)
- Sam Greene, 1979

CONSECUTIVE 200-YARD PASSING GAMES

- 11 Jon Denton, 1996-97
- Sam King, 1981

CONSECUTIVE 300-YARD PASSING GAMES

- 3 Jon Denton, 1996
(382 at TCU, 503 vs. SDSU, 432 at SJSU)

CONSECUTIVE 400-YARD PASSING GAMES

- 2 Jon Denton, 1996
(503 vs. SDSU, 432 at SJSU)
- Bob Stockham, 1993
(425 vs. Utah State, 418 vs. NMSU)

CONSECUTIVE GAMES SCORING A POINT

- 30 Jim Cook, (PK) 1986-88

CONSECUTIVE GAMES SCORING A TOUCHDOWN

- 7 Mike Thomas (RB), 1974

CONSECUTIVE GAMES CATCHING A TOUCHDOWN

- 5 Phillip Payne (WR), 2008 (First five games of career)
- 5 Sam Greene (WR), 1980

CONSECUTIVE GAMES THROWING FOR A TOUCHDOWN

- 19 Jon Denton, 1996-97 (Sat out two games during streak)

CONSECUTIVE PASS ATTEMPTS WITHOUT AN INTERCEPTION

- 173 Omar Clayton, 2007-08
- 119 Mike Clausen, 2008 (Began Rebel career with streak)
- 109 Jared Brown, 1994 (Began Rebel career with streak)

CONSECUTIVE PASS COMPLETIONS

- 12 Jon Denton, vs. Wyoming 1996
(Began game with streak, ended 32-46)

CONSECUTIVE GAMES COMPLETING A PASS

- 35 Glenn Carano, 1974-76

CONSECUTIVE GAMES CATCHING A PASS

- 47 Casey Flair (WR), 2005-08
(Caught at least one pass in every game of his career)
- 41 Earvin Johnson (WR), 2001-04
(Began fourth game of freshman season)
- 39 Damon Williams (WR), 1995-98
(Ended sixth game of senior season)

CONSECUTIVE GAMES INTERCEPTING A PASS

- 3 Kevin Thomas (CB), 2001
- Marlon Beavers (DB), 1976

CONSECUTIVE GAMES SCORING A DEFENSIVE TD

- 2 Kevin Thomas (CB), 2001
(INT at Wyoming and INT vs. Utah)
- Kevin Thomas (CB), 1999
(INT at North Texas and FUMBLE RET at Baylor)

CONSECUTIVE GAMES WITH A TACKLE

- 46 Adam Seward (LB), 2001-04
- 43 Randy Black (DB/LB), 1997-00
(The three games of 46-game career without a tackle were missed because of injury)

CONSECUTIVE EXTRA-POINT CONVERSIONS

- 47 Kyle Watson, 2008-09 (every attempt of his career)
- 45 Dillon Pieffer, 2001-02
- 45 Jim Cook, 1986-88

CONSECUTIVE FIELD GOALS MADE


- 14 Jim Cook, 1987

CONSECUTIVE GAMES MAKING A FIELD GOAL

- 12 Nick Garritano, 1994

CONSECUTIVE GAMES WITH 40-YARD PUNTING AVERAGE

- 13 Brian Parvin, 1991-92
- Randall Cunningham, 1983-84



Consecutive Catch King Casey Flair

Casey Flair came all the way from Alaska to walk on at UNLV and left five years later as one of the top receivers in school history. He played in the most games (47) of any Rebel and caught at least one pass in every one of them, which shattered the previous record.

OUTSTANDING PERFORMANCES



RUSHING

(32 players have rushed for at least 130 yards, 77 times)

PLAYER, OPPONENT, YEAR	NO-YDS
Mike Thomas, Santa Clara, 1973	30-314
Mike Thomas, Boise State, 1974	33-266
Ickey Woods, Pacific, 1987	37-265
Mike Thomas, Prairie View A&M, 1974	19-245
Raymond Strong, Weber State, 1977	23-239
Mike Thomas, Wisconsin-Milwaukee, 1973	25-236
Joe Haro, Wyoming, 2001	22-226
Larry Croom, Colorado State, 2002	20-222
Henry Melton, New Mexico Highlands, 1974	18-221
Darin Brightmon, Pacific, 1989	22-211
Ickey Woods, New Mexico State, 1987	28-208
Raymond Strong, Nevada, Reno, 1976	19-204
Mike Thomas, Northern Arizona, 1973	29-204
Shannon Wilson, Arkansas State, 1995	35-200
Ickey Woods, Long Beach State, 1987	37-200
Ickey Woods, San Jose State, 1997	25-197
Tommy Jackson, Pacific, 1988	33-192
Frank "The Tank" Summers, Utah, 2007	29-190
Dominique Dorsey, Utah State, 2004	18-189
Frank "The Tank" Summers, San Diego State, 2007	26-187
Shannon Wilson, Texas-El Paso, 1992	30-187
Ickey Woods, Northern Illinois, 1987	35-186
James Wofford, Wyoming, 1998	28-184
Darin Brightmon, New Mexico State, 1989	11-183
Mike Thomas, Cal State Los Angeles, 1973	28-183
Dominique Dorsey, Wyoming, 2004	34-181
Dominique Dorsey, Utah, 2004	24-179
Leon Walker, Texas-El Paso, 1978	16-179
Tony Burton, North Texas, 1995	29-177
James Wofford, San Jose State, 1997	28-170
Michael Morton, New Mexico, 1981	23-167
Hunkie Cooper, Oregon State, 1991	18-165
Tommy Jackson, Ohio U., 1988	26-164
Michael Morton, Tennessee State, 1979	16-161
DeJohn Branch, Nevada, Reno, 1994	26-161
Jeremi Rudolph, Hawaii, 2000	26-159
Shannon Wilson, Nevada, Reno, 1992	29-159
Tommy Jackson, New Mexico State, 1988	25-158
Mike Thomas, Santa Clara, 1974	18-157
Mike Thomas, Hawaii, 1974	21-156
Darall Moore, Montana, 1975	29-155
Dahrin Footman, Nevada, Reno, 1998	13-154
Keyvan Jenkins, Fresno State, 1983	13-153
Michael Morton, New Mexico, 1979	18-152
Raymond Strong, Nevada, Reno, 1977	18-151
Jeremi Rudolph, Wyoming, 1999	32-149
Mike Thomas, Louisiana-Monroe, 1973	17-149
Mike Thomas, Boise State, 1973	31-148
Mack Gilchrist, UC Riverside, 1970	27-147
Larry Croom, Wyoming, 2003	20-146
Joe Haro, Colorado State, 2001	30-146
Michael Morton, New Mexico, 1980	9-146
Michael Morton, BYU, 1978	27-145
Larry Hodges, Saint Mary's, 1968	24-144
Omar Love, San Jose State, 1992	20-144
Kyle Toomer, Long Beach State, 1989	20-143
Rod Emery, Long Beach State, 1986	28-143
Dominique Dorsey, Nevada, Reno, 2004	21-141
Mike Thomas, Montana, 1974	31-141
Kevin Brown, Hawaii, 2000	19-139
James Wofford, Ole Miss, 2000	10-138
Tony Burton, Nevada, Reno, 1995	15-137
Mike Thomas, Utah State, 1973	34-137
Matt Wiils, New Mexico State, 1991	22-137
Joe Haro, San Diego State, 2001	23-136
Leon Walker, Idaho, 1978	8-136
Mack Gilchrist, Hawaii, 1970	29-136
Omar Clayton, Colorado State, 2007	19-135
Mike Thomas, Weber State, 1974	26-135
Kevin Brown, Colorado State, 2000	17-134
Robert Gi, Louisiana Tech, 1993	36-134
Michael Morton, Fresno State, 1981	15-133
Kirk Jones, Long Beach State, 1984	16-133
Marvin Eastman, Pacific, 1990	21-132
Joe Haro, Arkansas, 2001	24-131
Hunkie Cooper, Pacific, 1990	12-131
Michael Morton, Colorado State, 1980	11-130

*Bowl Game • Active Players In **Bold** • #NCAA Div. I-A Record

RECEIVING

(33 players had 124 or more yards receiving, 79 times)

PLAYER, OPPONENT, YEAR	NO-YDS
Randy Gatewood, Idaho, 1994	#23-363
Demond Thompkins, Cal State Fullerton, 1992	9-212
Jeff Spek, Texas-El Paso, 1981	8-206
Demond Thompkins, Hawaii, 1992	11-201
Len Ware, San Diego State, 1996	7-200
George Thomas, Cal State Fullerton, 1986	6-197
Jim Sandusky, Hawaii, 1981	9-189
Demond Thompkins, San Jose State, 1993	9-188
Demond Thompkins, Utah State, 1993	9-185
Henry Vereen, Idaho, 1977	7-181
Waymon Aldridge, Cal State Fullerton, 1982	9-181
Jeff Spek, Fresno State, 1981	12-181
Darrall Hambrick, Pacific, 1982	8-178
Ryan Wolfe, New Mexico, 2006	9-176
Michael Johnson, Northwestern, 2001	8-174
Nathaniel Hawkins, Idaho State, 1970	7-173
Henry Vereen, Northern Arizona, 1977	4-172
Carlos Baker, San Jose State, 1996	10-168
Sam Greene, Utah, 1980	8-168
Ryan Wolfe, Nevada, Reno, 2008	8-167
Damon Williams, Wyoming, 1996	9-167
Damon Williams, Southern California, 1997	11-165
Ryan Wolfe, Air Force, 2007	10-164
Greg Brown, Idaho State, 1970	8-163
George Thomas, New Mexico State, 1986	6-161
Jim Sandusky, BYU, 1981	8-161
Ryan Wolfe, Idaho State, 2006	6-160
Darall Hambrick, Cal State Fullerton, 1982	10-160
Henry Bailey, Idaho, 1994	9-159
Nate Turner, San Diego State, 2000	11-158
John Ma'ae, Pacific, 1990	9-158
Keenan McCardell, Long Beach State, 1989	7-157
Mike Haverty, South Dakota, 1976	8-156
Carlos Baker, San Jose State, 1995	7-154
Rickie Wills, Tulsa, 1988	3-154
Brian Harris, Nebraska-Omaha, 1976	8-154
Henry Bailey, San Jose State, 1992	6-151
Henry Bailey, Cal State Fullerton, 1991	4-151
Len Ware, San Jose State, 1997	7-150
Jim Sandusky, Long Beach State, 1981	7-149
Michael Morton, BYU, 1981	10-146
Ryan Wolfe, San Diego State, 2008	11-144
Earvin Johnson, New Mexico, 2004	6-144
Brian Harris, Weber State, 1976	7-144
Keenan McCardell, Houston, 1990	8-144
Earvin Johnson, New Mexico, 2002	8-141
Nate Turner, Iowa State, 2000	6-140
Donell Wheaton, New Mexico, 2005	9-137
Keenan McCardell, Nevada, Reno, 1989	6-137
Keenan McCardell, Utah State, 1990	10-137
Ryan Wolfe, BYU, 2008	10-136
Len Ware, Northwestern, 1998	8-136
Ryan Wolfe, Colorado State, 2007	11-135
Sam Greene, Wyoming, 1979	5-135
Sam Greene, San Diego State, 1980	7-135
Jim Sandusky, West Texas State, 1981	6-134
Randy Gatewood, Utah State, 1993	9-134
Earvin Johnson, Colorado State, 2002	12-132
Damon Williams, Fresno State, 1996	5-132
Greg Brown, Santa Clara, 1971	6-132
Keenan McCardell, San Jose State, 1989	8-131
Ryan Wolfe, Hawaii, 2009	9-130
Sam Greene, New Mexico, 1979	4-130
Kurt Schnabel, Nebraska-Omaha, 1975	5-130
Reggie Farmer, Utah State, 1983	6-130
Randy Gatewood, New Mexico State, 1993	7-130
Henry Bailey, Oregon, 1992	5-129
Michael Morton, Utah, 1981	6-129
Raymond Strong, Idaho, 1979	5-129
Casey Clair, Wisconsin, 2007	10-126
Nate Turner, Arkansas, 2000	*8-126
Randy Gatewood, Central Michigan, 1994	9-126
Todd Floyd, San Jose State, 1997	5-125
Nathaniel Hawkins, New Mexico Highlands, 1971	7-125
Michael McDade, San Jose State, 1983	10-125
Phillip Payne, Air Force, 2008	6-124
Jim Sandusky, New Mexico, 1981	4-124
George Thomas, San Jose State, 1987	7-124
Keenan McCardell, Long Beach State, 1990	9-124

PASSING

(23 players have passed for at least 265 yards, 79 times)

PLAYER, OPPONENT, YEAR	CMP-ATT	YDS
Jon Denton, San Diego State, 1996	27-53	503
Jon Denton, Wyoming, 1996	32-46	486
Sam King, Texas-El Paso, 1981	23-33	476
Sam King, BYU, 1981	31-57	473
Greg Van Ness, Idaho, 1977	27-40	473
Sam King, Hawaii, 1981	30-47	439
Jon Denton, San Jose State, 1996	33-61	432
Bob Stockham, Utah State, 1993	25-48	425
Bob Stockham, New Mexico State, 1993	30-53	418
Randall Cunningham, Pacific, 1982	26-46	413
Randall Cunningham, Cal State Fullerton, 1982	23-37	413
Jon Denton, San Jose State, 1997	26-44	401
Jon Denton, TCU, 1996	26-47	382
Jason Davis, Idaho, 1994	30-46	381
Glenn Carano, Weber State, 1976	24-37	359
Jarrold Jackson, Utah, 2005	29-54	356
Jon Denton, Southern California, 1997	26-45	354
Rocky Hinds, Air Force, 2006	26-34	351
Randall Cunningham, San Diego State, 1983	19-25	347
Derek Stott, Long Beach State, 1989	18-23	344
Omar Clayton, Hawaii, 2009	28-43	340
Sam King, West Texas State, 1981	20-28	340
Sam King, Fresno State, 1981	27-52	340
Jon Denton, San Diego State, 1997	31-56	335
Jon Denton, Air Force, 1997	23-41	333
Jarrold Jackson, BYU, 2005	31-52	329
Jason Thomas, Wyoming, 2002	20-25	329
Omar Clayton, Nevada, Reno, 2008	18-38	327
Glenn Carano, South Dakota, 1976	21-43	327
Larry Gentry, Utah, 1980	18-34	325
Sam King, Fresno State, 1979	17-29	325
Glenn Carano, Nevada, Reno, 1976	15-30	325
Rocky Hinds, Idaho State, 2006	24-42	322
Omar Clayton, BYU, 2008	26-40	321
Glenn Carano, Weber State, 1975	18-33	320
Randall Cunningham, Utah State, 1983	19-35	319
Mike Clausen, San Diego State, 2008	26-40	316
Jon Denton, BYU, 1996	24-36	314
Randall Cunningham, SMU, 1984	23-37	314
Randall Cunningham, San Jose State, 1983	22-36	313
Sam King, Air Force, 1981	26-40	311
Kurt Nantkes, Toledo, 2003	27-41	308
Jared Brown, Central Michigan, 1994	23-49	306
Randall Cunningham, San Diego State, 1982	19-42	306
Omar Clayton, Colorado State, 2007	23-36	304
Jason Thomas, Northwestern, 2001	18-39	304
Randall Cunningham, Washington State, 1983	22-42	296
Shane Steichen, New Mexico, 2006	18-30	295
Jon Denton, Illinois State, 1997	21-30	295
Jon Denton, Wisconsin, 1996	20-39	293
Derek Stott, Pacific, 1990	21-29	293
Bob Stockham, San Jose State, 1993	18-33	289
Sam King, New Mexico, 1979	17-32	289
Greg Van Houton, Nebraska-Omaha, 1976	18-26	289
Randall Cunningham, Pacific, 1984	26-35	288
Derek Stott, San Jose State, 1989	16-30	286
Jared Brown, New Mexico State, 1995	24-50	285
Randall Cunningham, Oregon State, 1983	17-28	285
Kurt Nantkes, Utah State, 2004	20-35	283
Randall Cunningham, Colorado State, 1982	14-28	281
Derek Stott, Utah State, 1990	22-44	279
Jason Thomas, San Diego State, 2000	19-31	277
Mike Clausen, Nevada, Reno, 2009	26-50	276
Jon Denton, Air Force, 1996	25-45	275
Omar Clayton, San Diego State, 2009	21-35	274
Travis Dixon, Air Force, 2007	23-37	274
Randall Cunningham, Idaho State, 1984	21-26	274
Kevin Crook, Colorado State, 1997	23-45	273
Carlton Kelley, Western Illinois, 1977	11-17	273
John Ma'ae, Hawaii, 1992	20-47	272
Sam King, Wyoming, 1981	24-47	271
Randall Cunningham, Toledo, 1984	18-28	*270
Steve Stallworth, Pacific, 1986	21-35	269
Jon Denton, Nevada, Reno, 1997	25-45	267
Steve Stallworth, Wisconsin, 1985	22-46	267
Glenn Carano, Northern Arizona, 1975	19-31	267
Steve Stallworth, Louisiana-Lafayette, 1985	19-40	267
Randall Cunningham, Long Beach State, 1982	22-40	266
Shane Steichen, Utah State, 2005	25-43	265



100-YARD RUSHERS

OPPONENT

MIKE THOMAS (17)

OPPONENT	ATT	YDS	AVG	TD
Santa Clara, 11/3/73	30	314	10.5	2
Boise State, 10/19/74	33	266	8.1	2
Prairie View A&M, 10/12/74	19	245	12.9	4
Wisconsin-Milwaukee, 10/20/73	25	236	9.4	4
Northern Arizona, 11/10/73	29	204	7.0	3
Cal State Los Angeles, 9/15/73	28	183	6.5	2
Santa Clara, 10/5/74	18	157	8.7	2
Hawaii, 10/26/74	21	156	7.4	3
Louisiana-Monroe, 10/6/73	17	149	8.8	2
Boise State, 10/13/73	31	148	4.8	3
Montana, 9/28/74	31	141	4.5	2
Utah State, 9/29/73	34	137	4.0	0
Weber State, 9/14/74	26	135	5.2	2
Northern Arizona, 9/21/74	13	124	9.5	1
Nevada, Reno, 11/17/73	30	120	4.0	0
Nevada, Reno, 11/16/74	25	118	4.7	0
State College of Arkansas, 9/8/73	15	109	7.3	1

DOMINIQUE DORSEY (11)

Utah State, 9/25/04	18	189	10.5	1
Wyoming, 11/06/04	34	181	5.3	0
Nevada, Reno, 10/06/01	18	180	10.0	1
Utah, 10/23/04	24	179	7.5	2
Nevada, Reno, 10/02/04	21	141	6.7	0
Tennessee, 9/05/04	18	121	6.7	1
Hawaii, 9/19/03	25	111	4.4	1
New Mexico, 10/16/04	18	110	6.1	0
Air Force, 11/16/02	11	101	9.2	0
Wyoming, 11/02/02	7	101	14.4	1
Wisconsin, 9/13/03	26	100	3.8	0

KIRK JONES (10)

Long Beach State, 10/6/84	16	133	8.3	0
Tennessee Tech, 9/7/85	17	129	7.6	3
Cal State Fullerton, 10/19/85	18	123	6.8	0
Pacific, 10/12/85	21	120	5.7	0
Pacific, 10/20/84	8	118	6.6	0
Washington State, 9/6/86	19	116	6.1	1
Idaho State, 10/13/84	23	115	5.0	2
Portland State, 9/13/86	18	111	6.2	2
San Diego State, 11/3/84	20	109	5.5	1
Wichita State, 9/22/84	12	104	8.7	0

MACK GILCHRIST (10)

UC Riverside, 10/10/70	27	147	5.4	0
Hawaii, 11/7/70	29	136	4.7	0
Hiram Scott, 11/15/69	23	121	5.3	0
Cal Tech, 10/26/69	7	116	16.6	0
Southern Utah State, 10/4/69	18	108	6.0	0
Santa Clara, 10/11/69	17	108	6.4	0
LaVerne, 9/27/69	22	107	4.9	0
Cal State Fullerton, 10/22/70	20	106	5.3	0
Southern Utah State, 9/19/70	27	105	3.9	0
Montana State, 11/14/70	20	103	5.2	0

JOE HARO (9)

Wyoming, 10/27/01	22	226	10.3	2
Colorado State, 10/20/01	30	146	4.9	2
San Diego State, 10/13/01	23	136	5.9	0
Arkansas, 8/30/01	24	131	5.5	0
Colorado State, 11/30/02	14	126	9.0	0
San Diego State, 10/26/02	14	110	7.9	0
Toledo, 09/21/02	10	108	10.8	1
Kansas, 09/07/02	14	105	7.5	1
Northwestern, 9/7/01	25	104	4.2	1

ICKEY WOODS (9)

Pacific, 11/21/87	37	265	7.2	1
New Mexico State, 11/14/87	28	208	7.4	1
Long Beach State, 11/7/87	37	200	5.4	1
San Jose State, 10/24/87	25	197	7.9	0
Northern Illinois, 11/28/87	35	186	5.3	3
Cal State Fullerton, 10/17/87	14	115	8.2	1
Baylor, 9/19/87	11	114	10.4	0
Nevada, Reno, 10/3/87	18	114	6.3	1
Fresno State, 10/31/87	25	112	4.5	1

MICHAEL MORTON (9)

New Mexico, 9/12/81	23	167	7.3	1
Tennessee State, 11/9/79	17	161	9.5	1
New Mexico, 10/13/79	18	152	8.4	1
New Mexico, 11/1/80	9	146	16.2	2
BYU, 12/2/78	27	145	5.4	2
Fresno State, 11/7/81	15	133	8.9	2
Colorado State, 9/27/80	11	130	11.8	2
Northern Colorado, 10/6/79	14	117	8.4	1
Texas-El Paso, 11/18/78	13	102	7.8	0

JEREMI RUDOLPH (8)

Hawaii, 12/2/00	26	159	6.1	1
Wyoming, 10/9/99	32	149	4.7	0
Nevada, Reno, 10/2/99	20	120	6.0	0
Utah, 11/4/00	16	110	6.9	1
Ole Miss, 10/28/00	17	107	6.3	1
New Mexico, 11/11/00	19	106	5.6	0
Nevada, Reno, 10/7/00	13	103	7.9	0
Wyoming, 10/21/00	11	102	9.3	1

RAYMOND STRONG (8)

Weber State, 10/15/77	23	239	10.4	2
Nevada, Reno, 11/20/76	10	204	20.4	0
Nevada, Reno, 11/19/77	18	151	8.4	2
Cal Poly SLO, 10/30/76	16	129	8.1	0
Northern Arizona, 10/23/76	23	121	5.3	0
North Dakota, 11/12/77	16	110	6.9	0
Nebraska-Omaha, 10/16/76	12	110	9.2	0
Cal State Fullerton, 10/29/77	22	104	4.7	1

FRANK "THE TANK" SUMMERS (7)

Utah, 9/22/07	29	190	6.6	2
San Diego State, 11/10/07	26	187	7.2	0
Nevada, Reno, 9/29/07	24	120	5.0	1
Colorado State, 10/4/08	20	109	5.5	1
Iowa State, 9/20/08	27	109	4.0	1
Arizona State, 9/13/08	22	103	4.7	0
Air Force, 10/6/07	25	100	4.0	1

OMAR LOVE (7)

San Jose State, 10/31/92	20	144	7.2	1
Utah State, 11/9/92	20	123	6.2	1
Central Michigan, 9/18/93	27	117	4.3	1
Central Michigan, 9/10/94	28	110	3.9	1
Montana State, 11/21/92	16	105	6.6	1
Cal State Northridge, 10/9/93	21	103	4.9	2
BYU, 10/12/96	16	102	6.4	0

SHANNON (McLEAN) WILSON (6)

Arkansas State, 9/9/95	35	200	5.0	2
Texas-El Paso, 9/12/92	30	187	6.2	0
Northern Arizona, 9/19/92	29	159	5.5	1
North Texas, 11/4/95	19	126	6.6	0
Eastern Michigan, 9/16/95	29	126	4.5	0
Nevada, Reno, 10/17/92	21	122	5.8	1

TOMMY JACKSON (6)

Pacific, 10/8/88	33	192	5.8	3
Ohio University, 9/24/88	26	164	6.3	1
New Mexico State, 10/15/88	25	158	6.3	0
Utah State, 11/5/88	24	121	5.0	1
Weber State, 9/9/89	21	104	4.9	0
Long Beach State, 11/26/88	15	100	6.7	1

LEON WALKER (6)

Texas-El Paso, 11/18/78	16	179	11.2	1
Idaho, 10/7/78	8	136	17.0	1
Hawaii, 10/14/78	16	125	7.8	1
BYU, 11/2/78	19	112	5.9	0
Cal State Fullerton, 11/25/78	8	108	13.5	0
Wyoming, 10/27/79	17	101	5.9	0



Mike Thomas

100-YARD RUSHERS



LARRY CROOM (5)

Colorado State, 11/30/02	20	222	11.1	1
Wyoming, 11/29/03	20	146	7.3	0
Kansas, 9/6/03	15	128	8.5	2
Utah, 10/18/03	21	114	5.4	0
Wyoming, 11/02/02	13	108	8.3	1

KEVIN BROWN (4)

Hawaii, 12/2/00	19	139	7.3	0
Colorado State, 10/14/00	17	134	7.9	0
Nevada, Reno, 10/7/00	16	104	6.5	1
North Texas, 9/16/00	9	103	11.4	0

JAMES WOFFORD (4)

Wyoming, 10/17/98	28	184	6.6	1
San Jose State, 11/22/97	28	170	6.1	1
Ole Miss, 10/28/00	10	138	13.8	1
Rice, 11/14/98	22	114	5.2	1

COURY HANKINS (4)

Fresno State, 10/25/97	21	125	6.0	2
Hawaii, 9/20/97	29	125	4.3	0
Illinois State, 9/27/97	19	118	6.2	0
Colorado State, 11/1/97	13	104	8.0	0

JASON THOMAS - QB (3)

Arkansas, 8/30/01	12	103	8.6	0
Hawaii, 12/2/00	10	126	12.6	2
Iowa State, 9/9/00	21	107	5.1	1

DeJOHN BRANCH (3)

Nevada, Reno, 11/19/94	26	161	6.2	2
*Central Michigan, 12/15/94	13	125	9.6	0
Hawaii, 10/19/97	11	112	10.2	0

HUNKIE COOPER (3)

Oregon State, 9/14/91	18	165	9.2	1
Pacific, 9/29/90	14	132	9.4	2
Fresno State, 11/3/90	22	100	4.5	1

MARVIN EASTMAN (3)

Pacific, 9/29/90	21	132	6.3	3
New Mexico State, 9/23/89	23	125	5.4	1
New Mexico State, 10/13/90	25	113	4.5	1

KYLE TOOMER (3)

Long Beach State, 11/4/89	20	143	7.2	2
Fresno State, 10/28/89	16	122	7.6	1
Utah State, 11/18/89	22	121	5.5	2

ROD EMERY (3)

Long Beach State, 11/22/86	28	143	5.1	1
New Mexico State, 11/15/86	24	125	5.2	2
North Texas State, 11/1/86	25	123	4.9	0

TONY LEWIS (3)

San Jose State, 9/8/84	19	115	6.1	0
Long Beach State, 10/6/84	17	112	6.6	0
Wichita State, 9/22/84	13	111	8.5	1

KEYVAN JENKINS (3)

Fresno State, 11/5/83	13	153	11.8	1
New Mexico, 11/1/80	5	107	21.4	1
New Mexico, 9/12/81	5	104	20.8	1

ERICK JACKSON (2)

Colorado State, 11/19/05	18	101	5.6	1
San Diego State, 10/8/05	29	109	3.8	0

TONY BURTON (2)

North Texas, 11/4/95	29	177	6.1	1
Nevada, Reno, 10/28/95	15	137	9.1	2

ROBERT GI (2)

Louisiana Tech, 11/6/93	36	134	3.7	0
San Jose State, 11/13/93	27	105	3.8	0

DEREK BLACK (2)

Cal State Fullerton, 10/12/91	25	128	5.1	1
New Mexico, 9/21/91	27	125	4.6	0

DARIN BRIGHTMON (2)

Pacific, 10/7/89	22	211	9.6	2
New Mexico State, 9/23/89	11	183	16.6	2

ROY CALLAHAN (2)

Idaho State, 11/23/74	15	113	7.5	2
Nevada, Reno, 11/16/74	15	102	6.8	1

LARRY HODGES (2)

Saint Mary's, 9/14/68	24	144	6.0	0
Azusa-Pacific, 9/21/68	20	115	5.8	0

CHANNING TROTTER (1)

Sacramento State, 9/5/09	16	102	6.4	3
--------------------------	----	-----	-----	---

OMAR CLAYTON - QB (1)

Colorado State, 10/20/07	19	135	7.1	0
--------------------------	----	-----	-----	---

TRAVIS DIXON - QB (1)

Utah State, 8/30/07	22	129	5.9	1
---------------------	----	-----	-----	---

DAVID PEEPLES (1)

Nevada, Reno, 9/30/06	15	106	7.1	0
-----------------------	----	-----	-----	---

SHANE STEICHEN - QB (1)

Idaho, 9/10/05	17	104	6.1	1
----------------	----	-----	-----	---

DAHRIN FOOTMAN (1)

Nevada, Reno, 10/3/98	13	154	11.8	1
-----------------------	----	-----	------	---

DEREK STOTT - QB (1)

Pacific, 11/23/91	15	103	6.9	0
-------------------	----	-----	-----	---

MATT WILLS (1)

New Mexico State, 11/16/91	22	137	6.2	0
----------------------------	----	-----	-----	---

WILLIE RUSSELL (1)

Northern Illinois, 10/21/89	14	114	8.1	0
-----------------------------	----	-----	-----	---

ARTIS CARHEE (1)

New Mexico, 11/1/80	7	102	14.6	2
---------------------	---	-----	------	---

MEL CARVER (1)

Hawaii, 11/13/80	11	115	10.5	0
------------------	----	-----	------	---

ROY CROUSE (1)

Cal State Fullerton, 10/4/80	16	100	6.3	2
------------------------------	----	-----	-----	---

DARALL MOORE (1)

Montana, 9/27/75	29	155	5.3	0
------------------	----	-----	-----	---

KEVIN COLE (1)

Prairie View A&M, 10/12/74	17	124	7.5	0
----------------------------	----	-----	-----	---

MIKE KELLY (1)

South Dakota State, 11/9/74	18	109	6.1	1
-----------------------------	----	-----	-----	---

HENRY MELTON (1)

New Mexico Highlands, 11/2/74	18	221	12.3	4
-------------------------------	----	-----	------	---

STEVE MATAUSEK (1)

Santa Clara, 11/3/73	5	100	20.0	0
----------------------	---	-----	------	---

CHARLES COOPER (1)

Montana State, 11/14/70	10	103	10.3	0
-------------------------	----	-----	------	---


GEORGE SAPHIRE (1)

LaVerne, 9/27/69	15	113	7.5	0
------------------	----	-----	-----	---

ROB HAYNES (1)

Cal Tech, 10/26/68	5	101	20.2	0
--------------------	---	-----	------	---

*Bowl Game • Active Players In Bold



"Jersey" Joe Haro



200-YARD PASSERS

OPPONENT	COMP	ATT	YDS	TD	INT
RANDALL CUNNINGHAM (24)					
Cal State Fullerton, 11/27/82	23	37	413	4	0
Pacific, 10/2/82	26	46	413	1	0
San Diego State, 10/27/83	19	25	347	3	0
Utah State, 10/22/83	19	35	319	3	0
SMU, 12/1/84	23	37	314	1	0
San Jose State, 9/10/83	22	36	313	2	1
San Diego State, 9/25/82	19	42	306	2	1
Washington State, 9/24/83	24	42	296	2	3
Pacific, 10/20/84	26	35	288	4	1
Oregon State, 10/1/83	17	28	285	1	1
Colorado State, 11/6/82	14	28	281	4	1
Idaho State, 10/13/84	21	26	274	1	1
*Toledo, 12/15/84	18	28	270	2	0
Long Beach State, 11/13/82	22	40	266	0	2
Pacific, 9/17/83	19	29	264	2	0
Utah, 10/16/82	22	38	260	0	0
San Jose State, 10/30/82	22	38	260	0	0
Texas-El Paso, 10/9/82	17	34	251	2	0
New Mexico, 9/18/82	19	44	246	2	0
Utah State, 11/17/84	15	25	242	3	0
Hawaii, 9/29/84	19	37	232	1	3
Fresno State, 11/24/84	13	24	230	1	1
Fresno State, 11/20/82	22	37	212	2	1
Hawaii, 10/15/83	17	39	205	0	1

JON DENTON (17)					
San Diego State, 11/16/96	27	53	503	4	0
Wyoming, 9/28/96	32	46	486	3	2
San Jose State, 11/23/96	33	61	432	4	3
San Jose State, 11/22/97	26	44	401	5	3
TCU, 11/2/96	26	47	382	3	1
Southern California, 10/4/97	26	45	354	1	1
San Diego State, 10/18/97	31	56	335	1	3
Air Force, 9/13/97	23	41	333	2	0
BYU, 10/12/96	24	36	314	3	1
Illinois State, 9/27/97	21	30	295	3	0
Wisconsin, 9/14/96	20	39	293	2	3
Air Force, 9/7/96	25	45	275	0	2
Nevada, Reno, 9/6/97	25	45	267	1	2
TCU, 10/11/97	16	37	246	2	2
Colorado State, 9/21/96	26	46	243	1	0
Fresno State, 10/26/96	17	38	233	1	0
Hawaii, 9/20/97	21	46	221	2	3

OMAR CLAYTON (13)					
Hawaii, 9/19/09	28	43	340	3	2
Nevada, Reno, 9/7/08	18	38	327	3	1
BYU, 10/25/08	26	40	321	1	1
Colorado State, 10/20/07	23	36	304	2	3
San Diego State, 11/28/09	21	35	274	1	2
Wyoming, 9/26/09	26	43	260	1	2
BYU, 10/10/09	20	32	253	2	2
Air Force, 10/18/08	19	30	251	2	0
Iowa State, 9/20/08	15	21	235	3	0
Utah, 10/17/09	23	44	223	0	2
Wyoming, 10/27/07	21	39	223	1	2
Sacramento State, 9/5/09	13	17	213	1	0
New Mexico, 10/24/09	20	30	204	2	0

SAM KING (13)					
Texas-El Paso, 11/28/81	23	33	476	1	0
BYU, 10/10/81	31	57	473	2	4
Hawaii, 10/31/81	30	47	439	3	2
West Texas State, 9/19/81	20	28	340	1	1
Fresno State, 11/7/81	27	52	340	1	2
Fresno State, 11/3/79	17	29	325	4	0
Air Force, 11/21/81	26	40	311	1	1
New Mexico, 10/13/79	17	32	289	3	3
Wyoming, 10/3/81	24	47	271	1	3
Long Beach State, 9/26/81	15	26	246	2	0
Utah, 10/24/81	15	27	246	2	0
New Mexico, 9/12/81	10	19	234	1	1
San Diego State, 11/14/81	20	34	232	2	2

GLENN CARANO (10)					
Weber State, 9/25/76	24	37	359	2	1
South Dakota, 9/18/76	21	43	327	3	1
Nevada, Reno, 11/20/76	15	39	325	3	1
Weber State, 11/15/75	18	33	320	0	0
Northern Arizona, 11/1/75	19	31	267	0	0
Akron, 11/27/76	19	42	241	0	3

South Dakota State, 11/8/75	15	21	234	0	0
Northern Iowa, 9/13/75	11	16	231	0	0
Northern Arizona, 10/23/76	19	35	230	2	1
Idaho State, 10/2/76	15	31	208	0	3

DEREK STOTT (9)					
Long Beach State, 11/4/89	18	23	344	3	0
Pacific, 9/29/90	21	29	293	0	0
San Jose State, 11/25/89	16	30	286	3	0
Utah State, 10/27/90	22	44	279	1	2
Fresno State, 10/26/91	12	24	236	1	1
Cal State Fullerton 10/6/90	11	22	217	0	0
Nevada, Reno, 11/11/89	16	33	212	1	2
Cal State Fullerton, 10/12/91	9	21	209	1	1
Houston, 9/8/90	14	27	207	0	0

BOB STOCKHAM (8)					
Utah State, 10/23/93	25	48	425	1	3
New Mexico State, 10/30/93	30	53	418	3	3
San Jose State, 11/13/93	18	33	289	2	3
Louisiana-Lafayette, 11/20/93	21	49	263	2	6
San Jose State, 10/31/92	9	20	247	4	0
Kansas State, 9/25/93	17	31	223	2	3
Oregon, 9/26/92	15	31	220	1	0
Texas-El Paso, 9/11/93	11	27	206	3	3

STEVE STALLWORTH (8)					
Pacific, 10/11/86	21	35	269	0	2
Louisiana-Lafayette, 10/26/85	19	40	267	1	2
Wisconsin, 9/21/85	22	46	267	2	1
Long Beach State, 11/22/86	14	20	233	2	0
Long Beach State, 9/28/85	14	22	233	2	1
Tennessee Tech, 9/7/85	16	26	212	1	0
New Mexico State, 11/15/86	6	10	207	3	1
North Texas State, 11/1/86	15	25	200	3	2

JASON THOMAS (7)					
Wyoming, 11/02/02	20	25	329	2	0
Northwestern, 9/7/01	18	39	304	2	1
San Diego State, 11/25/00	19	31	277	2	0
Nevada, Reno, 10/05/02	16	35	262	2	0
Air Force, 9/30/00	16	22	259	1	0
*Arkansas, 12/21/00	12	17	217	3	0
BYU, 9/23/00	11	17	202	0	1

JARED BROWN (6)					
*Central Michigan, 9/10/94	23	49	306	0	0
New Mexico State, 11/18/95	24	50	285	3	2
Idaho, 9/17/94	18	33	254	1	0
Iowa State, 9/23/95	19	28	244	3	1
Nevada, Reno, 10/28/95	17	42	230	0	0
San Jose State, 10/14/95	13	24	203	2	2

ROCKY HINDS (5)					
Air Force, 11/24/06	26	34	351	2	0
Idaho State, 9/2/06	24	42	322	1	0
Utah, 10/28/06	25	35	232	2	2
San Diego State, 11/11/06	20	39	211	1	2
BYU, 10/21/06	16	32	205	1	3

SHANE STEICHEN (5)					
New Mexico, 10/14/06	18	30	295	5	2
Utah State, 9/24/05	25	43	265	2	1
Idaho, 9/10/05	22	34	250	2	1
New Mexico, 9/3/05	18	30	227	2	1
Wyoming, 11/06/04	20	34	223	4	2

LARRY GENTRY (5)					
Utah, 9/20/80	18	34	325	3	5
Wyoming, 10/27/79	11	18	253	1	0
Texas-El Paso, 10/18/80	17	23	225	5	2
Colorado State, 9/27/80	9	16	218	4	1
San Diego State, 10/11/80	14	28	207	4	2

KURT NANTKES (4)					
Toledo, 8/30/03	27	41	308	3	1
Utah State, 9/25/04	20	35	283	1	4
Nevada, Reno, 10/4/03	27	40	255	0	1
Utah, 10/18/03	13	31	211	0	1

MIKE CLAUSEN (3)					
New Mexico, 11/8/08	17	34	203	2	0
Nevada, Reno, 10/3/09	26	50	276	1	0
San Diego State, 11/22/08	26	40	316	2	2

TRAVIS DIXON (3)					
Air Force, 10/6/07	23	37	274	0	0
Wisconsin, 9/8/07	23	36	258	1	1
Nevada, Reno, 9/29/07	17	37	249	1	1

JARROD JACKSON (3)					
Utah, 10/22/05	29	54	356	3	2
BYU, 11/5/05	31	52	329	1	3
Wyoming, 10/1/05	26	48	239	2	2

JASON DAVIS (3)					
Idaho, 9/17/94	30	46	381	4	1
Eastern Michigan, 9/3/94	17	35	253	2	1
Louisiana Tech, 10/8/94	17	37	210	3	1

JOHN MA'AE (3)					
Hawaii, 10/24/92	20	47	272	2	0
Cal State Fullerton, 11/28/92	10	21	251	2	1
New Mexico State, 10/10/92	14	34	206	1	1

GREG VAN NESS (3)					
Idaho, 11/5/77	27	40	473	4	0
Troy State, 9/17/77	16	36	260	4	1
Boise State, 9/24/77	19	43	215	0	2

JIM STARKES (3)					
Cal State Los Angeles, 10/17/70	15	26	261	0	0
Oregon Tech, 10/3/70	11	19	208	0	0
Santa Clara, 10/9/71	12	24	203	0	0

CARLTON KELLEY (2)					
Western Illinois, 10/8/77	11	17	273	3	0
Northern Arizona, 10/1/77	9	18	210	1	0

BILL CASEY (2)					
Azusa-Pacific, 9/21/68	11	24	230	0	0
Saint Mary's, 9/14/68	16	22	201	0	0

MATT RAY (1)					
Colorado State, 11/27/99	16	29	216	1	0

KEVIN CROOK (1)					
Colorado State, 11/1/97	23	45	273	0	3


HUNKIE COOPER (1)					
New Mexico State, 11/16/91	9	16	212	2	0

CHARLES PRICE (1)					
Utah State, 11/5/88	23	38	251	0	0

RICHARD WILLIAMS (1)					
Long Beach State, 11/26/88	18	33	250	1	1

GREG VAN HOUTON (1)					
Nebraska-Omaha, 10/16/76	18	26	289	3	0

*Bowl Game • Active Players In Bold



Randall Cunningham

100-YARD RECEIVERS

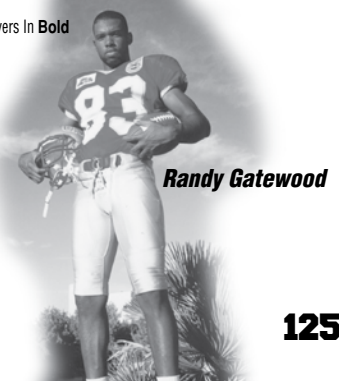


OPPONENT	REC	YDS	AVG	TD
RYAN WOLFE (12)				
New Mexico, 10/14/06	9	176	19.6	2
Nevada, Reno, 9/27/08	8	167	20.9	1
Air Force, 10/6/07	10	164	16.4	0
Idaho State, 9/2/06	6	160	26.7	1
San Diego State, 11/22/08	11	144	13.1	2
BYU, 10/25/08	10	136	13.6	1
Colorado State, 10/7/06	11	135	12.3	1
Hawaii, 9/19/09	9	130	14.4	0
New Mexico, 10/24/09	11	118	10.7	1
Air Force, 11/24/06	6	108	18.0	0
Utah State, 8/30/08	7	103	14.7	2
New Mexico, 11/8/08	7	100	14.3	0
LEN WARE (8)				
San Diego State, 11/16/96	7	200	28.6	2
San Jose State, 11/22/97	7	150	21.4	0
Northwestern, 9/5/98	8	136	17.0	1
Air Force, 9/13/97	4	121	30.3	1
TCU, 10/11/97	5	117	23.4	0
TCU, 11/21/98	4	116	29.0	1
Hawaii, 9/20/97	8	108	13.5	1
Illinois State, 9/27/97	7	105	15.0	2
RANDY GATEWOOD (8)				
Idaho, 9/17/94	23	363	15.8	1
Utah State, 10/23/93	9	134	14.8	0
New Mexico State, 10/30/93	7	130	18.6	1
Central Michigan, 9/10/94	9	126	14.0	1
Eastern Michigan, 9/3/94	7	121	17.3	1
Louisiana-Lafayette, 11/20/93	8	108	13.5	1
San Jose State, 10/29/94	6	105	17.5	0
*Central Michigan, 12/15/94	6	104	17.3	1
JIM SANDUSKY (8)				
Hawaii, 10/31/81	9	189	21.0	2
BYU, 10/10/81	8	161	20.1	1
Long Beach State, 9/26/81	7	149	21.3	0
West Texas State, 9/19/81	6	134	22.3	1
New Mexico, 9/12/81	4	124	31.0	0
Utah, 10/24/81	6	120	20.0	1
San Diego State, 11/14/81	7	119	17.0	1
Texas-El Paso, 11/28/81	6	116	19.3	0
EARVIN JOHNSON (7)				
New Mexico, 10/16/04	6	144	24.0	2
New Mexico, 10/12/02	8	141	17.6	0
Colorado State, 11/30/02	12	132	11.0	2
Brigham Young, 10/19/02	8	121	15.1	0
Nevada, Reno, 10/4/03	10	114	11.4	0
BYU, 10/25/03	7	108	15.4	1
Wyoming, 11/6/04	8	107	13.4	2
DAMON WILLIAMS (7)				
Wyoming, 9/28/96	9	167	18.6	0
Southern California, 10/4/97	11	165	15.0	0
Fresno State, 10/26/96	5	132	26.4	0
San Diego State, 11/16/96	4	112	28.0	1
Wisconsin, 9/14/96	8	104	13.0	0
Colorado State, 11/1/97	8	100	12.5	0
TCU, 11/2/96	5	100	20.0	0
KEENAN McCARDELL (7)				
Long Beach State, 11/4/89	7	157	22.4	1
Houston, 9/8/90	8	144	18.0	0
Nevada, Reno, 11/11/89	6	137	22.8	0
Utah State, 10/27/90	10	137	13.7	1
San Jose State, 11/25/89	8	131	16.4	2
Long Beach State, 11/17/90	9	124	13.8	1
Oregon State, 9/15/90	6	109	18.2	3
SAM GREENE (7)				
Utah, 9/20/80	8	168	21.0	2
Wyoming, 10/27/79	5	135	27.0	0
San Diego State, 11/11/80	7	135	19.3	3
New Mexico, 10/13/79	4	130	32.5	1
Lamar, 11/23/79	5	107	21.4	1
Hawaii, 9/29/79	5	107	21.4	0
Tennessee State, 11/9/79	7	106	15.1	3
HENRY BAILEY (6)				
Idaho, 9/17/94	9	159	17.7	4
San Jose State, 10/31/92	6	151	25.2	2
Cal State Fullerton, 10/12/91	4	151	37.8	1

Oregon, 9/26/92	5	129	25.8	1
New Mexico State, 10/10/92	5	105	21.0	1
*Central Michigan, 12/15/94	5	101	20.2	1
DEMOND THOMPSON (6)				
Cal State Fullerton, 11/28/92	9	212	23.5	2
Hawaii, 10/24/92	11	201	18.3	2
San Jose State, 11/13/93	9	188	20.8	2
Utah State, 10/23/93	9	185	20.5	0
New Mexico State, 10/30/93	7	120	17.1	1
Montana State, 11/21/92	4	103	25.8	1
CARLOS BAKER (5)				
San Jose State, 11/23/96	10	168	16.8	1
San Jose State, 10/14/95	7	154	22.0	0
Air Force, 9/12/98	6	114	19.0	1
Nevada, Reno, 10/28/95	5	114	22.0	0
New Mexico State, 11/18/95	7	111	15.8	1
GEORGE THOMAS (5)				
Cal State Fullerton, 9/27/86	6	197	32.8	2
New Mexico State, 11/15/86	6	161	26.8	2
San Jose State, 10/24/87	7	124	17.7	2
Long Beach State, 9/28/85	5	106	21.2	2
New Mexico State, 11/14/87	6	101	16.8	1
DARALL HAMBRICK (5)				
Pacific, 10/2/82	8	178	22.3	0
Cal State Fullerton, 11/27/82	10	160	16.0	2
Texas-El Paso, 10/9/82	5	116	23.2	1
New Mexico, 9/18/82	9	112	12.4	1
San Jose State, 10/30/82	5	104	20.8	0
GREG BROWN (5)				
Idaho State, 9/26/70	8	163	20.4	0
Santa Clara, 10/9/71	6	132	22.0	0
Oregon Tech, 10/3/70	5	116	23.2	0
Hawaii, 11/7/70	5	113	22.6	0
Cal State Los Angeles, 10/17/70	7	106	15.1	0
CASEY FLAIR (4)				
Wisconsin, 9/8/07	10	12	12.6	1
Wyoming, 10/27/07	10	121	12.1	1
Colorado State, 10/7/06	8	100	12.5	0
Air Force, 11/24/06	8	100	12.5	1
NATE TURNER (4)				
San Diego State, 11/25/00	11	158	14.4	1
Iowa State, 9/9/00	6	140	23.3	2
*Arkansas, 12/21/00	8	126	15.8	2
Air Force, 9/30/00	9	102	11.3	0
BRIAN HARRIS (4)				
Nebraska-Omaha, 10/16/76	8	154	19.3	0
Weber State, 9/25/76	7	144	20.6	0
Troy State, 9/17/77	9	136	15.1	0
Boise State, 9/24/77	6	110	18.3	0
PHILLIP PAYNE (3)				
Air Force, 10/18/08	6	124	20.7	1
Nevada, Reno, 10/3/09	10	112	11.2	0
San Diego State, 11/28/09	5	107	21.4	1
TROY MASON (3)				
Air Force, 9/30/00	4	122	30.5	0
Northwestern, 9/7/01	7	106	15.1	0
BYU, 9/23/00	5	102	20.4	0
TODD FLOYD (3)				
San Jose State, 11/22/97	5	125	25.0	0
TCU, 11/2/96	4	109	27.3	1
Nevada, Reno, 9/6/97	11	100	9.1	0
HENRY VEREEN (3)				
Idaho, 11/5/77	7	181	25.9	2
Northern Arizona, 10/1/77	4	172	43.0	2
Nevada, Reno, 11/20/76	4	140	35.0	0
MICHAEL JOHNSON (2)				
Northwestern, 9/7/01	8	174	21.8	2
Toledo, 09/21/02	8	109	13.6	0
JOHN MA'AE (2)				
Pacific, 9/29/90	9	158	17.6	0
New Mexico, 9/21/91	7	122	17.4	1

RICKIE WILLS (2)				
Tulsa, 10/29/88	3	154	51.3	1
Long Beach State, 11/26/88	5	106	21.2	0
WAYMON ALDRIDGE (2)				
Cal State Fullerton, 11/27/82	9	181	20.1	2
Pacific, 10/2/82	7	108	15.4	0
MICHAEL MORTON (2)				
BYU, 10/10/81	10	146	14.6	1
Utah, 10/24/81	6	129	21.5	1
JEFF SPEK (2)				
Texas-El Paso, 11/28/81	8	206	25.8	1
Fresno State, 11/7/81	12	181	15.1	1
MIKE HAVERTY (2)				
South Dakota, 9/18/76	8	156	19.5	0
Nebraska-Omaha, 10/16/76	10	144	14.4	0
KURT SCHNABEL (2)				
Nebraska-Omaha, 10/11/75	5	130	26.0	0
San Diego State, 11/8/75	6	123	20.5	0
NATHANIEL HAWKINS (2)				
Idaho State, 9/26/70	7	173	24.7	0
New Mexico Highlands, 10/30/71	7	125	17.9	0
MICHAEL JOHNSON (1)				
BYU, 10/10/09	6	113	18.8	1
GREG ESTANDIA (1)				
Utah, 10/22/05	10	120	12.0	2
DONELL WHEATON (1)				
New Mexico, 9/3/05	9	137	15.2	1
STEVEN COSTA (1)				
Wyoming, 11/2/02	5	102	20.4	1
LARRY CROOM (1)				
Nevada, Reno, 10/05/02	6	114	19.0	2
ROD EMERY (1)				
Fresno State, 11/6/86	6	113	18.8	0
GEORGE WILLIAMS (1)				
New Mexico State, 11/15/86	2	108	54.0	0
BYRON BROWN (1)				
SMU, 11/1/84	7	104	14.9	0
TONY GLADNEY (1)				
Fresno State, 11/24/84	3	106	35.3	1
REGGIE FARMER (1)				
Utah State, 10/22/83	6	130	21.7	3
DARYL JOHNSON (1)				
Oregon State, 10/1/83	7	106	15.1	0
KIRK JONES (1)				
Washington State, 9/24/83	9	100	11.1	0
MICHAEL McDADE (1)				
San Jose State, 9/10/83	10	125	12.5	1
ROBERT COBB (1)				
BYU, 11/29/80	8	110	13.8	0

*Bowl Game • Active Players In Bold





CAREER LEADERS



Mack Gilchrist



Joe Haro



James Wofford



Tommy Jackson

RUSHING

(11 players have rushed for 1,700 yards or more in a career)

YR	ATT	YDS	AVG	TD
1. MIKE THOMAS				
1973	274	1,741	6.4	20
1974	201	1,408	7.0	17
TOTAL	475	3,149	6.6	37
2. DOMINIQUE DORSEY				
2001	57	379	6.6	4
2002	78	568	7.3	3
2003	158	626	4.0	1
2004	226	1,261	5.6	6
TOTAL	519	2,834	5.5	14
3. KIRK JONES				
1983	98	404	4.1	6
1984	154	1,007	6.5	3
1985	156	790	5.1	4
1986	93	455	4.9	3
TOTAL	501	2,656	5.3	16
4. MICHAEL MORTON				
1978	75	411	5.5	2
1979	143	881	6.2	8
1980	79	552	7.0	6
1981	123	692	5.6	4
TOTAL	420	2,536	6.0	20
5. JOE HARO				
1998*	4	0	0	0
1999	8	65	8.1	0
2000 PLAYED ON DEFENSE				
2001	218	1,107	5.1	10
2002	159	841	5.3	5
TOTAL	389	2,013	5.2	15
*RECEIVED MEDICAL HARDSHIP STATUS				
6. OMAR LOVE				
1992	84	483	5.8	3
1993	129	545	4.2	7
1994	150	548	3.7	1
1996	91	356	3.9	1
TOTAL	454	1,932	4.3	12
7. ICKEY WOODS				
1984	2	4	2.0	0
1985	7	23	3.3	1
1986	60	240	4.0	4
1987	259	1,658	6.4	10
TOTAL	328	1,925	5.9	15
8. JAMES WOFFORD				
1997	124	624	5.0	4
1998	173	816	4.7	5
1999	45	232	5.2	1
2000	31	189	6.1	1
TOTAL	373	1,861	5.0	11
9. MACK GILCHRIST				
1968	42	283	6.7	2
1969	153	765	5.0	11
1970	175	764	4.4	10
1971	20	38	1.9	2
TOTAL	390	1,850	4.4	25
10. RAYMOND STRONG				
1976	125	907	7.3	9
1977	143	843	5.9	6
TOTAL	268	1,750	6.5	15
11. TOMMY JACKSON				
1987	88	437	5.0	2
1988	179	894	5.0	6
1989	92	382	4.2	2
TOTAL	359	1,713	4.8	10

PASSING

(12 players have passed for 2,900 yards or more in a career)

YR	ATT	COMP	INT	PCT	YDS	TD
1. RANDALL CUNNINGHAM						
1982	381	200	12	52.5	2,847	17
1983	316	189	8	59.8	2,545	18
1984	332	207	10	62.4	2,628	24
TOTAL	1,029	594	30	58.0	8,020	59
2. JON DENTON						
1996	506	277	16	54.7	3,591	25
1997	374	199	17	53.2	2,586	18
TOTAL	880	476	33	54.1	6,177	43
3. SAM KING						
1979	188	103	10	54.8	1,594	12
1980	4	2	0	50.0	21	0
1981	433	255	19	59.9	3,778	18
TOTAL	625	360	29	57.6	5,393	30
4. GLENN CARANO						
1973	27	12	3	44.9	193	0
1974	106	49	12	46.2	839	11
1975	226	128	10	56.6	2,039	13
1976	277	148	13	53.4	2,024	13
TOTAL	636	337	38	53.0	5,095	37
5. JASON THOMAS						
2000	201	106	9	52.7	1,708	14
2001	194	83	12	42.8	1,353	8
2002	274	134	7	48.9	1,936	8
TOTAL	669	323	28	48.3	4,997	30
6. OMAR CLAYTON						
2007	95	58	5	61.1	618	4
2008	258	152	4	58.9	1,894	18
2009	326	196	12	60.1	2,230	13
TOTAL	679	406	21	59.8	4,742	35
7. DEREK STOTT						
1988	0	0	0	—	0	0
1989	222	114	6	51.4	1,701	9
1990	254	143	7	56.3	1,877	7
1991	168	78	11	46.4	1,147	8
TOTAL	644	335	24	51.3	4,725	24
8. STEVE STALLWORTH						
1983	0	0	0	—	0	0
1984	0	0	0	—	0	0
1985	292	158	9	54.1	1,920	9
1986	256	135	11	52.7	1,869	14
TOTAL	548	293	20	53.5	3,789	23
9. BOB STOCKHAM						
1992	129	57	11	44.2	965	9
1993	373	179	26	48.0	2,490	17
TOTAL	502	236	37	47.0	3,455	26
10. KURT NANTKES						
2001	38	18	1	47.4	229	3
2002	71	35	5	49.3	405	6
2003	323	167	10	51.7	1,883	12
2004	128	62	7	48.4	800	4
TOTAL	560	282	23	50.4	3,317	25
11. LARRY GENTRY						
1977	1	0	0	0.0	0	0
1978	47	19	3	40.4	260	1
1979	134	60	5	44.8	1,031	13
1980	209	113	16	54.1	1,691	22
TOTAL	391	192	24	49.1	2,982	36
12. JARED BROWN						
1994	209	102	8	48.8	1,154	5
1995	304	147	17	48.4	1,783	13
TOTAL	513	249	25	48.5	2,937	18

CAREER LEADERS



RECEPTIONS


(11 players have caught 120 passes or more in a career)

	YR	NO	YDS	AVG	TD	
1.	RYAN WOLFE					
	2006	55	911	16.6	5	
	2007	66	784	11.9	2	
	2008	88	1,040	11.8	6	
	2009	74	760	10.3	2	
	TOTAL	283	3,495	12.3	15	
2.	CASEY FLAIR					
	2005	32	382	11.9	2	
	2006	67	816	12.2	4	
	2007	54	622	11.5	3	
	2008	49	560	11.4	4	
	TOTAL	202	2,380	11.8	13	
3.	DAMON WILLIAMS					
	1995	41	515	12.6	2	
	1996	54	900	16.7	1	
	1997	61	770	12.6	5	
	1998	31	373	12.0	1	
	TOTAL	187	2,558	13.7	9	
4.	EARVIN JOHNSON					
	2001	12	182	15.2	0	
	2002	51	793	15.5	4	
	2003	60	834	13.9	4	
	2004	60	795	13.2	8	
	TOTAL	183	2,604	14.2	16	
5.	LEN WARE					
	1996	42	628	15.0	8	
	1997	49	818	16.7	6	
	1998	39	500	12.8	2	
	1999	31	376	12.1	0	
	TOTAL	161	2,322	14.4	16	
6.	CARLOS BAKER					
	1995	37	585	15.8	3	
	1996	71	887	12.5	7	
	1997	32	428	13.4	10	
	1998	18	210	11.7	3	
	TOTAL	158	2,170	13.7	13	
7.	HENRY BAILEY					
	1991	37	595	16.1	4	
	1992	42	832	19.8	8	
	1993	33	502	15.2	2	
	1994	44	586	13.3	10	
	TOTAL	156	2,515	16.1	24	
8.	MICHAEL MORTON					
	1978	5	41	8.2	0	
	1979	16	242	15.1	3	
	1980	79	552	7.0	6	
	1981	55	682	12.4	5	
	TOTAL	155	1,517	9.8	14	
9.	DEMOND THOMPSON					
	1991	26	409	15.7	3	
	1992	54	919	17.0	6	
	1993	62	1,068	17.2	8	
		TOTAL	142	2,396	16.87	17
10.	KEENAN MCCARDELL					
	1987	0	0	0.0	0	
	1988	19	260	13.7	2	
	1989	54	883	16.4	5	
	1990	68	1,046	15.4	8	
	TOTAL	141	2,189	15.5	15	
11.	RANDY GATEWOOD					
	1993	40	629	15.7	7	
	1994	88	1,203	13.7	6	
		TOTAL	128	1,832	14.7	13

RECEIVING YARDS

(11 players have totaled 1,820 receiving yards or more in a career)

	YR	NO	YDS	AVG	TD
1.	RYAN WOLFE				
	2006	55	911	16.6	5
	2007	66	784	11.9	2
	2008	88	1,040	11.8	6
	2009	74	760	10.3	2
	TOTAL	283	3,495	12.3	15
2.	EARVIN JOHNSON				
	2001	12	182	15.2	0
	2002	51	793	15.5	4
	2003	60	834	13.9	4
	2004	60	795	13.2	8
	TOTAL	183	2,604	14.2	16
3.	DAMON WILLIAMS				
	1995	41	515	12.6	2
	1996	54	900	16.7	1
	1997	61	770	12.6	5
	1998	31	373	12.0	1
	TOTAL	187	2,558	13.7	9
4.	HENRY BAILEY				
	1991	37	595	16.1	4
	1992	42	832	19.8	8
	1993	33	502	15.2	2
	1994	44	586	13.3	10
	TOTAL	156	2,515	16.1	24
5.	DEMOND THOMPSON				
	1991	26	409	15.7	3
	1992	54	919	17.0	6
	1993	62	1,068	17.2	8
		TOTAL	142	2,396	16.87
6.	CASEY FLAIR				
	2005	32	382	11.9	2
	2006	67	816	12.2	4
	2007	54	622	11.5	3
	2008	49	560	11.4	4
	TOTAL	202	2,380	11.8	13
7.	LEN WARE				
	1996	42	628	15.0	8
	1997	49	818	16.7	6
	1998	39	500	12.8	2
	1999	31	376	12.1	0
	TOTAL	161	2,322	14.4	16
8.	KEENAN MCCARDELL				
	1987	0	0	0.0	0
	1988	19	260	13.7	2
	1989	54	883	16.4	5
	1990	68	1,046	15.4	8
	TOTAL	141	2,189	15.5	15
9.	CARLOS BAKER				
	1995	37	585	15.8	3
	1996	71	887	12.5	7
	1997	32	428	13.4	10
	1998	18	210	11.7	3
	TOTAL	158	2,170	13.7	13
10.	NATHANIEL HAWKINS				
	1968	25	405	16.2	2
	1969	21	370	17.6	3
	1970	27	665	24.6	4
	1971	35	456	13.0	7
	TOTAL	108	1,896	17.6	20
11.	RANDY GATEWOOD				
	1993	40	629	15.7	7
	1994	88	1,203	13.7	6
		TOTAL	128	1,832	14.7



Nathaniel Hawkins



Keenan McCardell



Nate Turner



Ryan Wolfe



CAREER LEADERS




Joey DiGiovanna



Demond Thompkins



George Thomas



Henry Bailey

TOTAL OFFENSE

(Five players have totaled 5,200 yards or more in a career)

	YR	PLAYS	RUSH	PASS	TOTAL
1.	RANDALL CUNNINGHAM				
	1982	475	61	2,847	2,908
	1983	422	133	2,545	2,678
	1984	443	10	2,628	2,638
	TOTAL	1,340	204	8,020	8,224
2.	JASON THOMAS				
	2000	339	599	1,708	2,307
	2001	301	481	1,353	1,834
	2002	398	448	1,936	2,384
	TOTAL	1,038	1,528	4,997	6,525
3.	JON DENTON				
	1996	594	38	3,591	3,629
	1997	438	5	2,586	2,591
	TOTAL	1,032	43	6,177	6,220
4.	GLENN CARANO				
	1973	42	20	193	213
	1974	195	126	839	965
	1975	309	-3	2,039	2,036
	1976	367	-4	2,024	2,020
	TOTAL	913	139	5,095	5,234
5.	SAM KING				
	1979	242	64	1,594	1,658
	1980	5	-10	21	11
	1981	507	-216	3,778	3,562
	TOTAL	754	-162	5,393	5,231

SCORING

(Six players have scored 170 points or more in a career)

	YR	TDS	FG	PATS	2PTS	TOTAL
1.	MIKE THOMAS					
	1973	21	0	0	1	128
	1974	19	0	0	1	116
	TOTAL	40	0	0	2	244
2.	NICK GARRITANO					
	1991	0	8	18	0	42
	1992	0	11	19	0	52
	1993	0	13	20	0	59
	1994	0	21	24	0	87
	TOTAL	0	53	81	0	240
3.	DILLON PIEFFER					
	2000	0	6	19	0	37
	2001	0	7	33	0	54
	2002	0	7	33	0	54
	2003	0	20	26	0	86
	TOTAL	0	40	111	0	231
4.	SERGIO AGUAYO					
	2004	0	11	27	0	60
	2005	0	12	21	0	57
	2006	0	8	14	0	38
	2007	0	17	21	0	72
	TOTAL	0	48	83	0	227
5.	JOEY DIGIOVANNA					
	1983	0	8	29	0	53
	1984	0	17	38	0	89
	1985	0	10	21	0	51
	TOTAL	0	35	88	0	193
6.	HENRY BAILEY					
	1991	5	0	0	0	30
	1992	10	0	0	0	60
	1993	2	0	0	1	14
	1994	12	0	0	0	72
	TOTAL	29	0	0	1	176

ALL-PURPOSE YARDAGE

(11 players have totaled 2,900 yards or more of all-purpose yardage in a career)

	YR	RUSH YDS	REC YDS	PR YDS	KOR YDS	TOT YDS
1.	HENRY BAILEY					
	1991	151	595	10	192	948
	1992	15	832	219	817	1,883
	1993	8	502	26	333	869
	1994	60	586	111	432	1,189
	TOTAL	234	2,515	366	1,774	4,889
2.	HENRY VEREEN					
	1975	147	42	34	824	1,047
	1976	22	357	0	628	1,007
	1977	162	629	82	449	1,322
	1978	83	302	155	364	904
	TOTAL	414	1,330	271	2,265	4,280
3.	DOMINIQUE DORSEY					
	2001	379	0	0	346	725
	2002	568	7	0	260	835
	2003	626	92	0	351	1,069
	2004	1,261	55	12	310	1,638
	TOTAL	2,834	154	12	1,267	4,267
4.	RYAN WOLFE					
	2006	0	911	0	0	911
	2007	103	784	0	0	887
	2008	91	1,040	0	0	1,131
	2009	1	760	20	0	821
	TOTAL	235	3,495	20	0	3,750
5.	MICHAEL MORTON					
	1978	411	41	0	0	452
	1979	881	242	0	0	1,123
	1980	552	153	0	19	724
	1981	692	682	0	42	1,416
	TOTAL	2,536	1,118	0	6	3,715
6.	KIRK JONES					
	1983	404	231	0	19	744
	1984	1,007	121	0	0	1,128
	1985	790	275	0	37	1,102
	1986	455	130	0	80	665
	TOTAL	2,656	847	0	136	3,639
7.	MIKE THOMAS					
	1973	1,741	76	0	51	1,868
	1974	1,408	131	0	0	1,539
	TOTAL	3,149	207	0	51	3,407
8.	KEYVAN JENKINS					
	1979	182	67	0	448	697
	1980	224	89	13	421	747
	1981	108	92	0	37	237
	1982	180	81	0	320	581
	1983	456	225	0	335	1,016
	TOTAL	1,150	554	13	1,561	3,278
9.	LEN WARE					
	1996	22	628	0	422	1,072
	1997	-2	818	0	97	913
	1998	12	500	0	133	645
	1999	0	376	0	246	622
	TOTAL	32	2,322	0	898	3,252
10.	DEMOND THOMPKINS					
	1991	0	409	0	82	491
	1992	11	919	35	46	1,011
	1993	0	1,068	12	442	1,522
	TOTAL	11	2,396	47	570	3,024
11.	GEORGE THOMAS					
	1984	2	87	0	12	101
	1985	7	297	0	263	567
	1986	28	808	0	344	1,180
	1987	2	586	0	465	1,053
	TOTAL	39	1,788	0	1,084	2,901

CAREER LEADERS



PUNTING AVERAGE

(12 players have a career average of 40 yards or more/min. two seasons)

	YR	ATT	YDS	AVG	LG	BLK
1.	RANDALL CUNNINGHAM					
	1982	27	1,233	45.7	68	NA
	1983	56	2,435	43.5	73	NA
	1984	59	2,803	47.5	72	NA
	TOTAL	142	6,471	45.6	73	NA
2.	BRIAN PARVIN					
	1991	48	2,013	41.9	64	2
	1992	57	2,637	46.3	69	2
	TOTAL	105	4,650	44.3	69	4
3.	RAY CHEETANY					
	1999	65	2,950	45.4	67	1
	2000	64	2,646	41.3	66	1
	TOTAL	129	5,596	43.4	67	2
4.	BRAD FAUNCE					
	1993	61	2,745	45.0	61	1
	1994	69	2,801	40.6	91	0
	TOTAL	130	5,546	42.7	91	1
5.	KIP FACER					
	2005	66	2,709	41.0	61	0
	2006	46	2,078	45.2	78	0
	TOTAL	112	4,787	42.7	78	0
6.	TONY RHYNES					
	1987	56	2,447	43.7	64	NA
	1988	66	2,904	44.0	59	0
	1989	56	2,195	39.2	65	0
	TOTAL	178	7,546	42.4	65	0
7.	JOE KRISTOSIK					
	1995	57	2,270	39.8	69	0
	1996	42	1,750	42.4	58	0
	1997	51	1,925	37.8	61	1
	1998	76	3,509	46.2*	67	1
	TOTAL	226	9,484	42.0	69	2
8.	BOB HULBERG					
	1985	66	2,783	42.2	75	NA
	1986	64	2,621	40.9	62	NA
	TOTAL	130	5,404	41.6	75	NA
9.	KEVIN RUTLEDGE					
	1980	57	2,329	40.9	61	NA
	1981	50	2,083	41.7	56	NA
	TOTAL	107	4,412	41.2	61	NA
10.	GARY COOK					
	2001	64	2,455	38.4	64	1
	2002	70	2,680	38.3	63	0
	2003	83	3,604	43.4	66	1
	2004	64	2,691	42.0	76	2
	TOTAL	281	11,430	40.7	76	4
11.	JIM DIFIORE					
	1970	54	2,090	38.7	63	NA
	1971	62	2,535	40.9	65	NA
	1972	69	2,902	42.1	78	NA
	1973	47	1,850	39.4	64	NA
	TOTAL	232	9,377	40.4	78	NA
12.	STEVE GORTZ					
	1976	33	1,132	34.3	50	NA
	1977	55	2,311	42.0	57	NA
	1978	72	2,951	41.0	69	NA
	TOTAL	160	6,394	40.0	69	NA

KICKOFF RETURN AVERAGE

(minimum 20 returns)

	YR	NO	YDS	AVG	TD	LNG
1.	DUANE "TOY TRAIN" JAMES					
	1998	30	749	25.0	0	49
	1999	17	400	23.5	0	57
	TOTAL	47	1149	24.4	0	57
	2.	LEN WARE				
1996		19	422	22.2	0	53
1997		4	97	24.3	0	34
1998		7	133	19.0	0	38
1999		7	246	35.1	1	97
TOTAL		37	898	24.3	1	97
3.	HENRY VEREEN					
	1975	36	824	22.9	0	82
	1976	20	628	31.4	0	64
	1977	22	449	20.4	0	31
	1978	16	364	22.8	0	65
TOTAL	94	2265	24.1	0	82	
4.	DEMOND THOMPkins					
	1991	5	82	16.4	0	25
	1992	3	46	15.3	0	21
	1993	16	442	27.6	0	47
	TOTAL	24	570	23.8	0	47
5.	MICHAEL JOHNSON					
	2008	37	853	23.1	0	38
	2009	1	48	48.0	0	48
	TOTAL	38	901	23.7	0	48



Ray Cheetany



Greg Brown

PUNT RETURN AVERAGE

(minimum 20 returns)

	YR	NO	YDS	AVG	TD	LNG
1.	GREG BROWN					
	1970	26	288	11.1	1	86
	1971	9	270	30.0	1	75
	TOTAL	35	558	15.9	2	86
2.	TROY MASON					
	1999	0	0	0	0	0
	2000	23	378	16.4	1	84
	2001	21	271	12.9	1	57
	2002	18	134	7.4	0	32
	TOTAL	62	783	12.6	2	84
3.	HUNKIE COOPER					
	1990	14	173	12.4	0	25
	1991	17	186	10.9	0	39
TOTAL	31	359	11.6	0	39	
4.	DAVID HOLLIS					
	1983	4	73	18.3	NA	35
	1984	5	30	6.0	0	21
	1985	0	0	0	0	0
	1986	25	282	11.3	0	33
TOTAL	34	385	11.3	NA	35	
5.	TREMAYNE KIRKLAND					
	2003	25	314	12.6	0	75
	2004	DID NOT PLAY -- INJURY				
	2005	11	69	6.3	0	15
	TOTAL	36	383	10.6	0	75



Tony Rhynes



Duane "Toy Train" James



CAREER LEADERS



Adam Seward



Ryan Claridge



Aaron Mitchell



Beau Bell

TACKLES

(10 players have totaled more than 275 tackles in a career)

	YR	UT	AT	TOTAL	TFL	SCK-YDS
1. ADAM SEWARD	2001	34	26	60	6-27	3.0-21
	2002	55	78	133	8-24	1.5-16
	2003	67	52	119	10-34	0.5-5
	2004	59	62	121	7-14	1-7
TOTAL	215	218	433	31-99	6-49	
2. JASON BEAUCHAMP	2006	39	30	69	6.0-19	3.5-15
	2007	25	18	43	2.0-9	1.0-7
	2008	54	73	127	6.0-33	2.0-16
	2009	46	49	95	12.0-58	6.5-43
TOTAL	164	170	334	26.0-119	13.0-81	
3. BEAU BELL	2004	16	10	26	1-2	0-0
	2005	50	42	96	7.5-32	3.5-24
	2006	41	35	76	9-34	4-21
	2007	79	47	126	9.5-34	3-17
TOTAL	186	134	320	27-102	10.5-62	
4. RANDY BLACK	1997	59	21	80	4-16	1-10
	1998	57	9	66	3-8	0
	1999	63	24	87	8-30	3-20
	2000	38	23	61	3-10	0
TOTAL	217	77	294	18-64	4-30	
5. RYAN CLARIDGE	2000	32	27	59	3-11	2.0-9
	2001	38	33	71	8-26	2.0-19
	2002	REDSHIRTED WITH INJURY				
	2003	36	40	76	12-62	5.5-53
	2004	39	48	87	15-71	9.0-61
TOTAL	145	148	293	38-170	18.5-142	
6. DARNELL PICKENS	1984	13	25	38	2-6	0
	1985	36	47	83	1-2	0
	1986	21	66	87	1-5	1-5
	1987	51	30	81	4-7	0
TOTAL	121	168	289	8-20	1-5	
7. JAMAAL BRIMMER	2001	11	10	21	1-1	0-0
	2002	54	46	100	17-62	5.5-39
	2003	49	28	77	10-48	3.0-34
	2004	51	31	82	6.5-12	1.5-1
TOTAL	165	115	280	34.5-123	10-74	
DOC WISE	1986	12	28	40	3-3	5-8
	1987	17	24	41	3-24	0
	1988	39	41	80	7-16	3-10
	1989	68	51	119	10-40	1-7
TOTAL	136	144	280	23-83	9-25	
9. GREG GALES	1996	63	29	92	5-17	1-3
	1997	45	63	108	9-22	2-6
	1998	46	31	77	3-15	3-15
TOTAL	154	123	277	17-54	6-24	
10. JASON DAVIS	1991	13	18	31	2-4	1-9
	1992	44	18	62	2-10	0-0
	1993	56	40	96	1-4	0-0
	1994	43	44	87	0-0	0-0
TOTAL	156	120	276	5-18	1-9	

INTERCEPTIONS

(10 players have totaled at least 8 interceptions in a career)

	YR	NO	YDS	AVG	TD	LG
1. MARLON BEAVERS	1973	4	98	24.5	0	38
	1974	5	164	32.8	1	98
	1975	2	26	13.0	0	22
	1976	6	79	13.2	0	33
TOTAL	17	367	21.6	1	98	
2. KEVIN THOMAS	1998	0	0	0.0	0	0
	1999	5	75	15.0	1	46
	2000	2	39	19.5	0	32
	2001	7	213*	30.4	3*	58
TOTAL	14	327	23.4	4	58	
CHARLES JARVIS	1978	3	71	23.7	0	38
	1979	2	21	10.5	0	16
	1980	4	81	20.3	1	39
	1981	5	38	7.6	0	24
TOTAL	14	211	15.1	1	39	
4. DAVID HOLLIS	1983	2	2	1.0	0	2
	1984	4	26	6.5	0	13
	1985	1	92	92.0	1	92
	1986	4	23	5.8	0	20
TOTAL	11	143	13.0	1	92	
PATT MEDCHILL	1970	4	160	40.0	1	100
	1971	5	124	24.8	1	34
	1972	2	89	44.5	1	65
TOTAL	11	373	33.9	3	100	
6. RODNEY MAZION	1991	2	96	48.0	1	96
	1992	3	1	0.3	0	1
	1993	2	82	41.0	0	43
	1994	2	46	23	1	32
TOTAL	9	179	19.9	2	96	
JIM FARNHAM	1970	4	14	3.5	0	10
	1971	5	115	23.0	1	44
TOTAL	9	129	14.3	1	44	
8. ALVIN HORN	1985	2	7	3.5	0	7
	1986	6	35	5.8	0	12
TOTAL	8	42	5.3	0	12	
AARON MITCHELL	1977	2	0	0.0	0	0
	1978	6	25	4.2	0	20
TOTAL	8	25	3.1	0	20	
JIM THOMPSON	1968	4	46	11.5	1	NA
	1969	4	34	8.5	0	NA
TOTAL	8	80	10.0	1	NA	

*Led Nation



Rodney Mazion

SINGLE-SEASON LEADERS




RUSHING YARDS

(23 players have rushed for 590 yards or more in a single season, 36 times)

	PLAYER, YEAR	ATT	YDS	AVG	TD
1.	Mike Thomas, 1973#	274	1,741	6.4	20
2.	Ickey Woods, 1987*	259	1,658	6.4	10
3.	Mike Thomas, 1974	201	1,408	7.0	17
4.	Dominique Dorsey, 2004	226	1,261	5.6	6
5.	Joe Haro, 2001	218	1,107	5.1	10
6.	Kirk Jones, 1984	154	1,007	6.5	3
7.	Jeremi Rudolph, 2000	178	1,005	5.6	9
8.	Larry Croom, 2003	208	932	4.5	3
9.	Frank Summers, 2007	202	928	4.6	6
10.	Leon Walker, 1978	130	922	7.1	3
11.	Raymond Strong, 1976	125	907	7.3	9
12.	Tommy Jackson, 1988	179	894	5.0	6
13.	Michael Morton, 1979	143	881	6.2	8
14.	Tony Burton, 1995	163	880	5.4	5
15.	Raymond Strong, 1977	143	843	5.9	6
16.	Joe Haro, 2002	159	841	5.3	5
17.	James Wofford, 1998	173	816	4.7	5
18.	Tony Lewis, 1984	157	801	5.1	7
19.	Kevin Brown, 2000	148	798	5.4	3
20.	Kirk Jones, 1985	156	790	5.1	4
21.	Mack Gilchrist, 1969	153	765	5.0	11
22.	Mack Gilchrist, 1970	175	764	4.4	10
23.	Frank Summers, 2008	183	740	4.0	8
24.	Kyle Toomer, 1989	134	736	5.5	6
25.	Marvin Eastman, 1990	141	718	5.1	7
26.	Jeremi Rudolph, 1999	155	693	4.5	4
27.	Michael Morton, 1981	123	692	5.6	4
28.	Shannon Wilson, 1995	152	677	4.5	4
29.	Erick Jackson, 2005	174	673	3.9	6
30.	Shannon Wilson, 1992	143	650	4.5	3
31.	Coury Hankins, 1997	127	641	5.0	2
32.	Dominique Dorsey, 2003	158	626	4.0	1
33.	James Wofford, 1997	124	624	5.0	4
34.	Leon Walker, 1979	109	612	5.6	2
35.	Larry Croom, 2002	84	605	7.2	4
36.	Jason Thomas, 2000	138	599	4.3	11

*NCAA Division I rushing champion #NCAA Division II rushing champion



Henry Bailey



Sam King

RECEPTIONS

(25 players have caught 43 passes or more in a single season, 38 times)

	PLAYER, YEAR	NO	YDS	AVG	TD
1.	Ryan Wolfe, 2008	88	1,040	11.8	6
	Randy Gatewood, 1994	88	1,203	13.7	6
3.	Michael Morton, 1980	79	552	7.0	6
4.	Ryan Wolfe, 2009	74	760	10.3	2
5.	Carlos Baker, 1996	71	887	12.5	7
6.	Keenan McCardell, 1990	68	1,046	15.4	8
	Jim Sandusky, 1981	68	1,346	19.8	6
8.	Casey Flair, 2006	67	816	12.2	4
9.	Ryan Wolfe, 2007	66	784	11.9	2
	Nate Turner, 2000	66	947	14.3	10
11.	Demond Thompkins, 1993	62	1,068	17.2	8
12.	Damon Williams, 1997	61	770	12.6	5
13.	Earvin Johnson, 2004	60	795	13.2	8
	Earvin Johnson, 2003	60	834	13.9	4
	Darral Hambrick, 1982	60	1,060	17.7	8
16.	Phillip Payne, 2009	58	661	11.4	7
17.	Ryan Wolfe, 2006	55	911	16.6	5
	Michael Morton, 1981	55	682	12.4	5
19.	Casey Flair, 2007	54	622	11.5	3
	Damon Williams, 1996	54	900	16.7	1
	Demond Thompkins, 1992	54	919	17.0	6
	Keenan McCardell, 1989	54	883	16.4	5
	Jeff Spek, 1981	54	895	16.6	2
24.	Earvin Johnson, 2002	51	793	15.5	4
	Mike Havery, 1976	51	738	13.9	5
26.	Casey Flair, 2008	49	560	11.4	4
	Greg Estandia, 2005	49	563	11.5	7
	Len Ware, 1997	49	818	16.7	6
	Waymon Aldridge, 1982	49	810	16.5	7
30.	Michael McDade, 1983	46	526	11.4	3
31.	Nate Turner, 1999	45	627	13.9	6
	George Thomas, 1987	45	586	13.0	6
	Brian Harris, 1977	45	663	14.7	6
34.	Henry Bailey, 1994	44	586	13.3	10
	Greg Brown, 1970	44	741	16.8	5
36.	Michael Johnson, 2009	43	484	11.3	1
	Michael McDade, 1984	43	471	11.0	2
	Sam Greene, 1980	43	859	20.0	11

ALL-PURPOSE YARDAGE

(28 players have handled the ball for 1,070 or more all-purpose yards in a single season, 35 times)

	PLAYER, YEAR	RUSH YDS	REC YDS	PR YDS	KOR YDS	TOT YDS
1.	Henry Bailey, 1992	15	832	219	817	1,883
2.	Mike Thomas, 1973	1,741	76	0	51	1,868
3.	Hunkie Cooper, 1990	573	251	173	708	1,705
4.	Ickey Woods, 1987	1,658	46	0	0	1,704
5.	Dominique Dorsey, 2004	1,261	55	12	310	1,683
6.	Mike Thomas, 1974	1,408	131	0	0	1,539
7.	Demond Thompkins, 1993	0	1,068	12	442	1,522
8.	Tony Burton, 1995	880	277	0	279	1,436
9.	Jim Sandusky, 1981	-9	1,346	61	36	1,434
10.	Michael Morton, 1981	692	682	0	42	1,416
11.	Greg Brown, 1970	0	741	288	364	1,393
12.	Raymond Strong, 1976	907	282	0	200	1,389
13.	Randy Gatewood, 1994	0	1,204	54	67	1,324
14.	Henry Vereen, 1977	162	629	82	449	1,322
15.	Erick Jackson, 2005	673	370	0	261	1,304
	Raymond Strong, 1977	843	416	0	45	1,304
	Carlos Baker, 1996	-1	887	123	279	1,288
18.	Jeremi Rudolph, 2000	1,005	44	-2	212	1,259
19.	Tommy Jackson, 1988	894	254	0	34	1,182
20.	Frank Summers, 2007	928	252	0	0	1,180
	George Thomas, 1986	28	808	0	344	1,180
22.	Henry Bailey, 1994	50	586	111	432	1,179
23.	Joe Haro, 2001	1107	0	0	66	1,173
24.	Deante Purvis, 2009	0	0	0	1,165	1,165
25.	Tony Lewis, 1983	611	400	153	0	1,164
26.	Tony Lewis, 1984	801	266	87	0	1,154
27.	Troy Mason, 2000	0	492	378	262	1,132
28.	Ryan Wolfe, 2008	91	1,040	0	0	1,131
29.	Greg Brown, 1971	0	626	270	234	1,130
30.	Kirk Jones, 1984	1,007	121	0	0	1,128
31.	Michael Morton, 1979	881	242	0	0	1,123
32.	Kirk Jones, 1985	790	275	0	3	1,102
33.	Larry Croom, 2002	605	267	92	130	1,094
34.	Duane James, 1998	2	194	132	749	1,077
35.	Darral Hambrick, 1982	14	1,060	0	0	1,074

PASSING YARDS

(21 players have passed for 1,060 yards or more in a single season, 34 times)

	PLAYER, YEAR	ATT	COMP	INT	PCT	YDS	TD
1.	Sam King, 1981	433	255	19	.599	3,778	18
2.	Jon Denton, 1996	506	277	16	.547	3,591	25
3.	R. Cunningham, 1982	381	200	12	.525	2,847	17
4.	R. Cunningham, 1984	332	207	10	.624	2,628	24
5.	Jon Denton, 1997	374	199	17	.532	2,586	18
6.	R. Cunningham, 1983	316	189	8	.598	2,545	18
7.	Bobby Stockham, 1993	373	179	26	.480	2,490	17
8.	Omar Clayton, 2009	326	196	12	.601	2,230	13
9.	Rocky Hinds, 2006	359	194	13	.540	2,148	8
10.	Glenn Carano, 1975	226	128	10	.566	2,039	13
11.	Glenn Carano, 1976	277	148	13	.534	2,024	13
12.	Jason Thomas, 2002	274	134	7	.489	1,936	8
13.	Steve Stallworth, 1985	292	158	9	.541	1,920	9
14.	Omar Clayton, 2008	258	152	4	.589	1,894	18
15.	Kurt Nantkes, 2003	323	167	10	.517	1,883	12
16.	Derek Stott, 1990	254	143	7	.563	1,877	7
17.	Travis Dixon, 2007	299	159	8	.532	1,873	8
18.	Steve Stallworth, 1986	256	135	11	.527	1,869	14
19.	Jared Brown, 1995	304	147	17	.484	1,783	13
20.	Greg Van Ness, 1977	251	122	12	.486	1,736	10
21.	Jason Thomas, 2000	201	106	9	.527	1,708	14
22.	Derek Stott, 1989	222	114	6	.514	1,701	9
23.	Larry Gentry, 1980	209	113	16	.541	1,691	22
24.	Sam King, 1979	188	103	10	.548	1,594	12
25.	Jason Davis, 1994	267	130	14	.487	1,539	12
26.	Bill Casey, 1968	168	95	1	.566	1,423	11
27.	Jason Thomas, 2001	194	83	12	.428	1,353	8
28.	Jarrod Jackson, 2005	228	124	12	.544	1,321	6
29.	Charles Price, 1988	200	96	8	.480	1,200	4
30.	John Ma'ae, 1992	176	75	8	.426	1,179	9
31.	Jared Brown, 1994	207	102	8	.488	1,154	5
32.	Derek Stott, 1991	168	78	11	.464	1,147	8
33.	Doug Robertson, 1978	173	72	4	.416	1,104	7
34.	Jim Starkes, 1970	113	59	7	.522	1,097	8



Randy Gatewood



SEASONAL LEADERS

RUSHING YARDS

YEAR	PLAYER	ATT	YDS	AVG	TD	LG
1968	Larry Hodges, HB	128	568	4.4	8	42
1969	Mack Gilchrist, FB	153	765	5.0	11	38
1970	Mack Gilchrist, FB	175	764	4.4	10	29
1971	Charles Cooper, FB	116	402	3.5	3	23
1972	Steve Matousek, FB	103	389	3.8	2	41
1973	Mike Thomas, TB	274	1,741*	6.4	20	83
1974	Mike Thomas, TB	201	1,408	7.0	17	85
1975	Darall Moore, TB	105	547	5.2	10	75
1976	Raymond Strong, TB	125	907	7.3	9	74
1977	Raymond Strong, TB	143	843	5.9	6	80
1978	Leon Walker, FB	130	922	7.1	3	67
1979	Michael Morton, TB	143	881	6.2	8	56
1980	Michael Morton, TB	79	552	7.0	6	77
1981	Michael Morton, TB	123	692	5.6	4	67
1982	Lloyd Henderson, RB	54	239	4.4	4	15
1983	Keyvan Jenkins, RB	87	456	5.2	3	86
1984	Kirk Jones, RB	154	1,007	6.5	3	62
1985	Kirk Jones, RB	156	790	5.1	4	37
1986	Rod Emery, RB	117	584	4.9	5	36
1987	Ickey Woods, RB	259	1,658*	6.4	10	62
1988	Tommy Jackson, TB	179	894	5.0	6	21
1989	Kyle Toomer, FB	134	736	5.5	6	44
1990	Marvin Eastman, FB	141	731	5.1	7	39
1991	Derek Black, FB	147	588	4.0	6	22
1992	Shannon Wilson, RB	143	650	4.5	3	33
1993	Omar Love, RB	129	545	4.2	7	32
1994	Omar Love, RB	150	548	3.7	1	31
1995	Tony Burton, RB	163	880	5.4	5	65
1996	Omar Love, RB	91	356	3.9	1	34
1997	Coury Hankins, RB	127	641	5.0	2	47
1998	James Wofford, RB	173	816	4.7	5	55
1999	Jeremi Rudolph, TB	155	693	4.5	4	28
2000	Jeremi Rudolph, TB	178	1,005	5.6	9	45
2001	Joe Haro, TB	218	1,107	5.1	10	68
2002	Joe Haro, TB	159	841	5.3	5	54
2003	Larry Croom, TB	208	932	4.5	3	60
2004	Dominique Dorsey, TB	226	1,261	5.6	6	53
2005	Erick Jackson, RB	174	637	3.9	6	50
2006	David Peebles, RB	133	519	3.9	7	42
2007	Frank Summers, RB	202	928	4.6	6	49
2008	Frank Summers, RB	183	740	4.0	8	45
2009	Channing Trotter, RB	114	541	4.7	9	29

PASSING YARDS

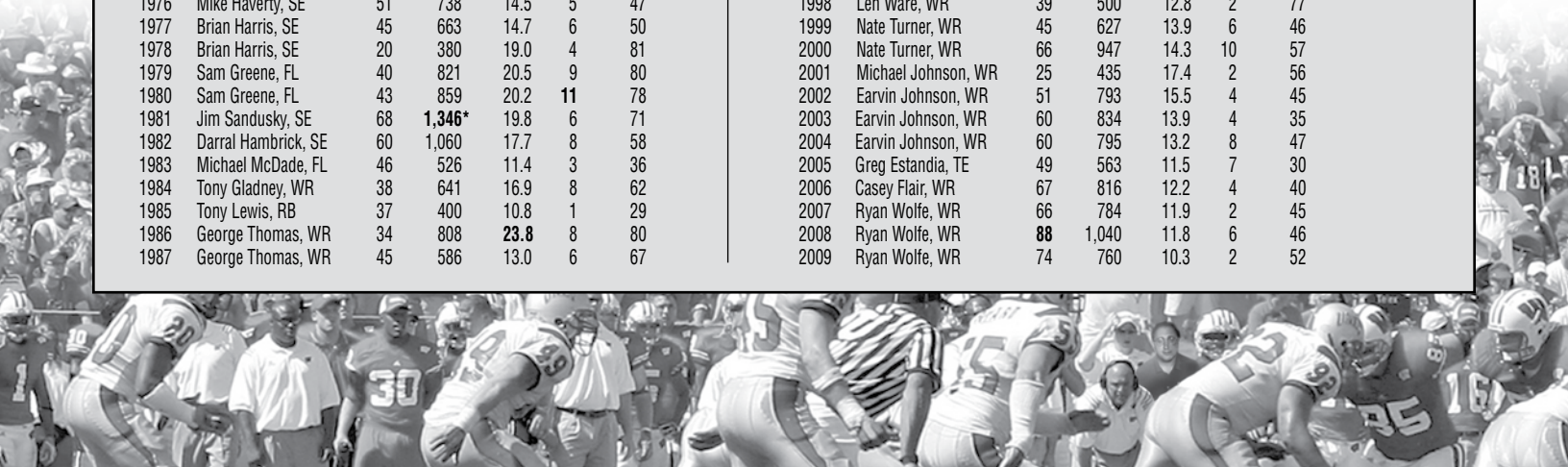
YEAR	PLAYER	ATT	CMP	INT	PCT	YDS	TD	LG
1968	Bill Casey	168	95	9	.566	1,423	11	42
1969	Don Kennedy	141	64	7	.454	966	9	38
1970	Jim Starkes	113	59	7	.522	1,097	8	79
1971	Jim Starkes	202	87	10	.432	1,059	9	62
1972	Sonny Brasile	146	68	8	.466	807	4	55
1973	Mike Pry	69	28	3	.406	481	6	36
1974	Glenn Carano	106	49	12	.462	839	11	50
1975	Glenn Carano	226	128	10	.566	2,039	13	46
1976	Glenn Carano	277	148	13	.534	2,024	13	64
1977	Greg Van Ness	251	122	12	.486	1,736	10	63
1978	Doug Robertson	173	72	4	.416	1,104	7	81
1979	Sam King	188	103	10	.548	1,594	12	80
1980	Larry Gentry	209	113	16	.541	1,691	22	78
1981	Sam King	433	255	19	.599	3,778	18	71
1982	Randall Cunningham	381	200	12	.525	2,847	17	58
1983	Randall Cunningham	316	189	8	.598	2,545	18	69
1984	Randall Cunningham	332	207	10	.624	2,628	24	62
1985	Steve Stallworth	292	158	9	.541	1,920	9	71
1986	Steve Stallworth	256	135	11	.527	1,869	14	77
1987	Scott Sims	180	76	14	.422	809	6	67
1988	Charles Price	200	96	8	.480	1,200	4	80
1989	Derek Stott	222	114	6	.514	1,701	9	69
1990	Derek Stott	254	143	7	.563	1,877	7	46
1991	Derek Stott	168	78	11	.464	1,147	8	52
1992	John Ma'ae	176	75	8	.426	1,179	9	76
1993	Bob Stockham	373	179	26	.480	2,490	17	61
1994	Jason Davis	267	130	14	.487	1,539	12	58
1995	Jared Brown	304	147	17	.484	1,783	13	58
1996	Jon Denton	506	277	16	.547	3,591	25	82
1997	Jon Denton	374	199	17	.532	2,586	18	82
1998	Kevin Crook	115	50	7	.435	688	6	77
1999	Jason Vaughan	195	104	6	.533	1,043	9	45
2000	Jason Thomas	201	106	9	.527	1,708	14	57
2001	Jason Thomas	194	83	12	.428	1,353	8	60
2002	Jason Thomas	274	134	7	.489	1,936	8	55
2003	Kurt Nantkes	323	167	10	.517	1,883	12	50
2004	Shane Steichen	187	92	10	.492	1,011	7	47
2005	Jarrod Jackson	228	124	12	.544	1,321	6	62
2006	Rocky Hinds	359	194	13	.540	2,148	8	71
2007	Travis Dixon	299	159	8	.532	1,873	8	45
2008	Omar Clayton	258	152	4	.589	1,894	18	48
2009	Omar Clayton	326	196	12	.601	2,230	13	75

*Led Nation • School Record in Bold

RECEPTIONS

YEAR	PLAYER	NO	YDS	AVG	TD	LG
1968	Mark Larson, TE	27	391	14.5	2	42
1969	Nathaniel Hawkins, SE	21	370	17.6	3	38
1970	Greg Brown, FL	44	741	16.8	5	79
1971	Greg Brown, FL	38	626	15.9	5	62
1972	Jack Hansen, TE	38	459	12.1	3	33
1973	Jesse Roberts, SE	12	225	18.8	3	34
1974	Mike Haverty, SE	15	251	16.7	3	34
1975	Kurt Schnabel, SE	32	690	21.6	8	46
1976	Mike Haverty, SE	51	738	14.5	5	47
1977	Brian Harris, SE	45	663	14.7	6	50
1978	Brian Harris, SE	20	380	19.0	4	81
1979	Sam Greene, FL	40	821	20.5	9	80
1980	Sam Greene, FL	43	859	20.2	11	78
1981	Jim Sandusky, SE	68	1,346*	19.8	6	71
1982	Darral Hambrick, SE	60	1,060	17.7	8	58
1983	Michael McDade, FL	46	526	11.4	3	36
1984	Tony Gladney, WR	38	641	16.9	8	62
1985	Tony Lewis, RB	37	400	10.8	1	29
1986	George Thomas, WR	34	808	23.8	8	80
1987	George Thomas, WR	45	586	13.0	6	67

1988	Tommy Jackson, TB	26	254	9.8	0	37
1989	Keenan McCardell, WR	54	883	16.4	5	55
1990	Keenan McCardell, WR	68	1,046	15.4	8	58
1991	Henry Bailey, RB	37	595	16.1	4	52
1992	Demond Thompkins, WR	54	919	17.0	6	51
1993	Demond Thompkins, WR	62	1,068	17.2	8	59
1994	Randy Gatewood, WR	88	1,203	13.7	6	55
1995	Damon Williams, WR	41	515	12.6	2	39
1996	Carlos Baker, WR	71	887	12.5	7	46
1997	Damon Williams, WR	61	770	12.6	5	49
1998	Len Ware, WR	39	500	12.8	2	77
1999	Nate Turner, WR	45	627	13.9	6	46
2000	Nate Turner, WR	66	947	14.3	10	57
2001	Michael Johnson, WR	25	435	17.4	2	56
2002	Earvin Johnson, WR	51	793	15.5	4	45
2003	Earvin Johnson, WR	60	834	13.9	4	35
2004	Earvin Johnson, WR	60	795	13.2	8	47
2005	Greg Estandia, TE	49	563	11.5	7	30
2006	Casey Flair, WR	67	816	12.2	4	40
2007	Ryan Wolfe, WR	66	784	11.9	2	45
2008	Ryan Wolfe, WR	88	1,040	11.8	6	46
2009	Ryan Wolfe, WR	74	760	10.3	2	52





SEASONAL LEADERS

SCORING

YEAR	PLAYER	TD	PAT/K	R	P	FG	TP
1968	Steve Busick, K-FB	9	17/27	2	1	2/6	83
1969	Mack Gilchrist, FB	12	0	2	0	0	76
1970	Mack Gilchrist, FB	10	0	1	0	0	62
1971	Nathaniel Hawkins, SE	8	0	0	0	0	42
1972	Jim Thayer, K	0	16/17	0	0	5/9	31
1973	Mike Thomas, TB	21	0	1	0	0	128
1974	Mike Thomas, TB	19	0	1	0	0	116
1975	Darall Moore, RB	10	0	0	0	0	60
1976	Raymond Strong, RB	10	0	0	0	0	60
1977	Jim Gaetano, K	0	36/37	0	0	8/14	60
1978	Jim Gaetano, K	0	23/25	0	0	11/17	56
1979	Michael Morton, RB	11	0	0	0	0	66
1980	Sam Greene, FL	11	0	0	0	0	66
1981	Ray Crouse, FB	12	0	0	1	0	74
1982	Darral Hambrick, SE	8	0	0	0	0	48
1983	Reggie Farmer, SE	9	0	0	0	0	54
1984	Joey DiGiovanna, K	0	35/40	0	0	16/20	83
1985	Joey DiGiovanna, K	0	21/22	0	0	10/15	51
1986	Jim Cook, K	0	20/22	0	0	11/13	53
1987	Jim Cook, K	0	27/27	0	0	15/17	72
1988	Jim Cook, K	0	16/16	0	0	12/23	53
1989	Kyle Toomer, FB	7	0	0	0	0	42
1990	Keenan McCardell, WR	8	0	0	0	0	48
1991	Nick Garritano, K	0	18/20	0	0	8/16	42
1992	Henry Bailey, WR	10	0	0	0	0	60
1993	Nick Garritano, K	0	20/21	0	0	13/17	59
1994	Nick Garritano, K	0	24/25	0	0	21/26	87
1995	Tony Burton, RB	9	0	0	0	0	54
1996	Alan Di Leo, K	0	31/34	0	0	7/8	52
1997	Tim O'Reilly, K	0	32/34	0	0	9/13	59
1998	James Wofford, RB	5	0	0	0	0	30
1999	Nate Turner, WR	6	0	0	0	0	36
2000	Jason Thomas, QB	11	0	1	0	0	72
2001	Joe Haro, RB	10	0	0	0	0	60
2002	Dillon Pieffer, K	0	33/34	0	0	7/13	54
	Jason Thomas, QB	9	0	0	0	0	54
2003	Dillon Pieffer, K	0	26/28	0	0	20/25	86
2004	Sergio Aguayo, K	0	27/27	0	0	11/15	60
2005	Sergio Aguayo, K	0	21/22	0	0	12/16	57
2006	David Peoples, TB	7	0/0	0	0	0	42
2007	Sergio Aguayo, K	0	21/22	0	0	17/22	72
2008	Frank Summers, RB	10	0/0	0	0	0/0	60
2009	Kyle Watson, K	0	37/37	0	0	9/14	64

ALL-PURPOSE YARDS

YEAR	PLAYER	RUSH	REC	PR	KOR	TOTAL
1968	Larry Hodges	568	155	4	15	742
1969	Mack Gilchrist	765	105	0	178	1,048
1970	Greg Brown	0	741	288	364	1,393
1971	Greg Brown	0	626	270	234	1,130
1972	Steve Matousek	389	134	0	134	657
1973	Mike Thomas	1,741	76	0	51	1,868
1974	Mike Thomas	1,408	131	0	0	1,539
1975	Henry Vereen	147	42	34	824	1,047
1976	Raymond Strong	907	282	0	200	1,389
1977	Henry Vereen	162	629	82	449	1,322
1978	Leon Walker	922	138	0	0	1,060
1979	Michael Morton	881	242	0	0	1,123
1980	Sam Greene	84	859	0	0	943
1981	Jim Sandusky	(-9)	1,346	61	36	1,434
1982	Waymon Aldridge	19	810	55	375	1,259
1983	Keyvan Jenkins	456	225	0	335	1,016
1984	Kirk Jones	1,007	121	0	15	1,143
1985	Tony Lewis	611	400	153	0	1,164
1986	George Thomas	28	808	0	344	1,180
1987	Ickey Woods	1,658	46	0	0	1,704
1988	Tommy Jackson	894	254	0	34	1,182
1989	Kyle Toomer	736	141	0	0	877
1990	Hunkie Cooper	573	251	173	708	1,705
1991	Hunkie Cooper	436	135	186	309	1,066
1992	Henry Bailey	15	832	219	817	1,883
1993	Demond Thompkins	0	1,068	12	442	1,522
1994	Randy Gatewood	0	1,203	54	67	1,324
1995	Tony Burton	880	277	0	279	1,436
1996	Carlos Baker	(-1)	887	123	279	1,288
1997	James Wooford	624	158	0	90	872
1998	Duane James	2	194	132	749	1,077
1999	Jeremi Rudolph	693	74	0	0	767
2000	Jeremi Rudolph	1,005	44	(-2)	212	1,259
2001	Joe Haro	1,107	0	0	66	1,173
2002	Larry Croom	605	267	92	130	1,094
2003	Dominique Dorsey	626	92	0	351	1,069
2004	Dominique Dorsey	1,261	55	12	310	1,638
2005	Erick Jackson	673	370	0	261	1,304
2006	Casey Flair	0	816	141	0	957
2007	Frank Summers	928	252	0	0	1,180
2008	Ryan Wolfe	91	1,040	0	0	1,131
2009	Deante Purvis	0	0	0	1,165	1,165

TOTAL OFFENSE

YEAR	PLAYER	PLYS	RUSH	PASS	TOTAL
1968	Bill Casey	200	(-132)	1,423	1,291
1969	Don Kennedy	237	307	966	1,273
1970	Don Kennedy	212	235	906	1,141
1971	Jim Starkes	253	47	1,059	1,206
1972	Sonny Brasile	191	(-8)	807	799
1973	Mike Thomas	276	1,741	0	1,741
1974	Mike Thomas	202	1,408	0	1,408
1975	Glenn Carano	309	(-3)	2,039	2,036
1976	Glenn Carano	367	(-4)	2,024	2,020
1977	Greg Van Ness	346	174	1,736	1,910
1978	Doug Robertson	247	(-35)	1,104	1,069
1979	Sam King	242	64	1,594	1,658
1980	Larry Gentry	308	52	1,691	1,743
1981	Sam King	507	(-216)	3,778	3,562
1982	Randall Cunningham	475	61	2,847	2,908
1983	Randall Cunningham	422	133	2,545	2,678
1984	Randall Cunningham	443	10	2,628	2,638
1985	Steve Stallworth	348	(-92)	1,920	1,828
1986	Steve Stallworth	309	(-134)	1,869	1,735
1987	Ickey Woods	259	1,658	0	1,658
1988	Charles Price	243	(-89)	1,200	1,111

1989	Derek Stott	294	38	1,701	1,739
1990	Derek Stott	370	233	1,877	2,110
1991	Derek Stott	250	308	1,147	1,455
1992	John Ma'ae	243	174	1,179	1,353
1993	Bob Stockham	410	(-43)	2,490	2,447
1994	Jason Davis	311	6	1,539	1,545
1995	Jared Brown	373	284	1,783	2,067
1996	Jon Denton	594	38	3,591	3,629
1997	Jon Denton	438	5	2,586	2,591
1998	James Wooford	174	816	0	816
1999	Jason Vaughan	248	(-95)	1,043	948
2000	Jason Thomas	339	599	1,708	2,307
2001	Jason Thomas	301	481	1,353	1,834
2002	Jason Thomas	398	448	1,936	2,384
2003	Kurt Nantkes	350	(-135)	1,883	1,748
2004	Dominique Dorsey	226	1,261	0	1,261
2005	Shane Steichen	226	324	967	1,291
2006	Rocky Hinds	408	(-49)	2,148	2,099
2007	Travis Dixon	431	324	1,873	2,197
2008	Omar Clayton	325	163	1,894	2,057
2009	Omar Clayton	402	238	2,230	2,468






SEASONAL LEADERS


PUNTING AVERAGE

YEAR	PLAYER	NO	YDS	AVG	LG
1968	Bill Casey	27	1,011	37.4	51
1969	John Ackerley	50	1,900	38.0	55
1970	Jim DiFiore	54	2,090	38.7	63
1971	Jim DiFiore	62	2,535	40.9	66
1972	Jim DiFiore	69	2,902	42.1	78
1973	Jim DiFiore	47	1,850	39.4	64
1974	Kurt Schnabel	36	1,300	36.1	50
1975	Kurt Schnabel	16	572	35.8	57
1976	Steve Gortz	33	1,132	34.3	50
1977	Steve Gortz	55	2,311	42.0	57
1978	Steve Gortz	72	2,951	41.0	69
1979	Keith Reardon	60	2,211	36.9	51
1980	Kevin Rutledge	57	2,329	40.9	71
1981	Kevin Rutledge	50	2,089	41.7	56
1982	Randall Cunningham	27	1,233	45.7	68
1983	Randall Cunningham	56	2,435	43.5	73
1984	Randall Cunningham	59	2,803	47.5	72
1985	Bob Hulberg	66	2,783	42.2	75
1986	Bob Hulberg	64	2,621	40.9	62
1987	Tony Rhynes	56	2,447	43.7	64
1988	Tony Rhynes	66	2,904	44.0	71
1989	Tony Rhynes	56	2,195	39.2	65
1990	Luis Solorio	51	1,892	37.1	57
1991	Brian Parvin	48	2,013	41.9	64
1992	Brian Parvin	57	2,637	46.3	69
1993	Brad Faunce	61	2,745	45.0	61
1994	Brad Faunce	69	2,801	40.6	91
1995	Joe Kristosik	57	2,270	39.8	69
1996	Joe Kristosik	42	1,780	42.4	58
1997	Joe Kristosik	51	1,925	37.8	61
1998	Joe Kristosik	76	3,509	46.2*	67
1999	Ray Cheetany	65	2,950	45.4	67
2000	Ray Cheetany	64	2,646	41.3	66
2001	Gary Cook	64	2,455	38.4	64
2002	Gary Cook	70	2,680	38.3	63
2003	Gary Cook	83	3,604	43.4	66
2004	Gary Cook	64	2,691	42.0	76
2005	Kip Facer	66	2,709	41.0	61
2006	Kip Facer	46	2,078	45.2	78
2007	Brian Pacheco	63	2,651	42.1	77
2008	Dack Ishii	58	2,303	39.7	63
2009	Kyle Watson	54	2,302	42.6	64

*Led Nation • School record in **Bold**



Joe Kristosik



Talance Sawyer

QB SACKS

YEAR	PLAYER	SACKS	YARDS	YEAR	PLAYER	SACKS	YARDS
1979	Craig Silverman	10	NA	1993	Tiger Townes	6	48
1980	Todd Liebenstein	10	NA		Stephen Anderson	6	55
1981	Todd Liebenstien	4	26	1994	Mark Byers	20.5*	NA
	Reggie Williams	4	25	1995	Marvin Robinson	5.5	43
1982	Phil O'Neil	6	48	1996	Scott Patton	6.5	41
1983	Carlos Lovato	5	NA	1997	Talance Sawyer	7	59
1984	Daryl Knox	8	NA	1998	Talance Sawyer	4	32
1985	Daryl Knox	20	114	1999	Randy Black	3	20
1986	Marion Suge Knight	7.5	41	2000	Anton Palepoi	8	39
1987	Ike Freeman	7	46	2001	Anton Palepoi	4.5	33
1988	Derek Nicholson	5	41	2002	Jamaal Brimmer	5.5	39
1989	John Foster	7	45	2003	Ryan Claridge	5.5	53
1990	Carlton Johnson	6	5	2004	Ryan Claridge	9.5	61
1991	Chuck Reed	5	43	2005	Leon Moore	4	31
	Tom Riley	5	28	2006	Jeremy Geathers	5.5	43
1992	Erik Simien	5	30	2007	Jeremy Geathers	5.5	38
				2008	Three Players Tied With Two Sacks		
				2009	Jason Beauchamp	6.5	43

INTERCEPTIONS

YEAR	PLAYER	NO	YDS	AVG	TD	LG
1968	Jim Thompson	4	46	11.5	1	NA
1969	Jim Thompson	4	34	8.5	0	NA
	George Powell	4	28	7.0	0	NA
1970	Rodger Reeves	5	90	18.0	1	51
1971	Patt Medchill	5	124	24.8	1	34
	Jim Farnham	5	115	23.0	1	44
1972	James Massey	3	0	0.0	0	0
1973	Marlon Beavers	4	98	24.5	0	38
1974	Marlon Beavers	5	164	32.8	1	98
1975	Donnis Watson	3	53	17.7	0	33
	Mike Otto	3	22	7.3	0	20
1976	Marlon Beavers	6	79	13.2	0	33
1977	Dan Budak	3	44	14.7	0	11
1978	Aaron Mitchell	6	25	4.2	0	20
1979	Bob Lowry	4	54	13.5	0	36
1980	Charles Jarvis	4	81	20.3	1	39
1981	Charles Jarvis	5	38	7.6	0	24
1982	Al Ligon	3	39	13.0	0	25
	Rick Van Horne	3	24	8.0	0	16
1983	Al Ligon	3	40	13.3	0	20
1984	Dalton Reed	4	63	15.8	0	27
	Ed Saignes	4	58	14.5	0	30
	David Hollis	4	26	6.5	0	13
1985	Ed Saignes	2	37	18.5	0	37
	Alvin Horn	2	7	3.5	0	7
	Harvey Allen	2	7	3.5	0	7
	Anthony Blue	2	0	0.0	0	0
1986	Alvin Horn	6	35	5.8	0	12
1987	Autney Wren	2	77	38.5	1	60
	Sean Blunt	2	56	28.0	1	62
1988	Charles Anthony	3	47	15.7	0	23
1989	Charles Anthony	2	46	23.0	0	32
	Freddie Phillips	2	42	21.0	0	42
1990	Carlton Johnson	3	52	17.3	0	43
1991	Carlton Johnson	4	0	0.0	0	0
1992	D'Mentre Lacy	4	10	2.5	0	10
1993	Rodney Mazion	2	82	41.0	0	43
	Jason Davis	2	0	0.0	0	0
1994	Rossie Johnson	2	48	24.0	1	48
	Rodney Mazion	2	46	23.0	1	32
	Marvin Robinson	2	39	19.5	0	39
1995	Carlos Hilliard	2	34	17.0	0	34
	Jabbar Thomas	2	15	7.5	0	14
	Jermaine Webster	2	1	0.5	0	1
1996	Bobby Coffman	2	37	18.5	0	23
1997	Randy Black	3	62	20.7	1	29
1998	Five Players Tied With One Interception					
1999	Kevin Thomas	5	75	15.0	1	46
2000	Amar Brisco	2	77	38.5	1	72
	Kevin Thomas	2	39	19.5	0	32
	Randy Black	2	24	12.0	0	24
2001	Kevin Thomas	7	213*	30.4	3*	58
2002	R. Dodd-Masters	2	26	13.0	0	26
	Connie Brown	2	0	0.0	0	0
	Jamal Wynn	2	0	0.0	0	0
2003	Jamaal Brimmer	6	186	31.0	1	62
2004	Joe Miklos	2	79	39.5	0	79
	Jay Staggs	2	35	17.5	0	35
2005	Joe Miklos	2	20	10.5	0	20
2006	Jay Staggs	3	39	13.0	0	39
2007	Beau Bell	4	13	3.2	11	11
2008	Quinton Pointer	2	77	38.5	0	77
2009	Five Players Tied With One Interception					



Charles Anthony

SEASONAL LEADERS



KICKOFF RETURNS


YEAR	PLAYER	NO	YDS	AVG	TD	LG
1968	Mack Gilchrist	3	66	22.0	0	NA
1969	Roger Reeves	13	274	21.1	0	NA
1970	Greg Brown	16	364	22.8	0	61
1971	Greg Brown	10	234	23.4	0	72
1972	James Massey	11	251	22.8	0	49
1973	Tom Bywaters	18	430	23.9	0	83
1974	Steve Haggerty	15	280	18.7	0	38
1975	Henry Vereen	36	824	22.9	0	82
1976	Henry Vereen	20	628	31.4	0	64
1977	Henry Vereen	22	449	20.4	0	31
1978	Henry Vereen	16	364	22.8	0	65
1979	Keyvan Jenkins	24	448	18.7	0	58
1980	Keyvan Jenkins	18	421	23.4	0	41
1981	Tony Lewis	18	371	20.6	0	31
	Andrew Lazarus	12	273	22.8	0	49
1982	Waymon Aldridge	15	375	25.0	0	50
1983	Keyvan Jenkins	15	335	22.3	0	32
1984	Byron Brown	14	213	15.2	0	29
	Rod Emery	11	208	18.9	0	33
1985	George Thomas	12	263	21.9	0	53
1986	George Thomas	14	344	24.6	0	71
1987	Mike Reddick	21	470	22.4	0	61
	George Thomas	19	465	24.5	0	56
1988	Bernard Jackson	23	482	21.0	0	NA
1989	Vince McGowens	16	394	24.6	1	90
1990	Hunkie Cooper	35	702	20.2	0	39
1991	Hunkie Cooper	15	309	20.6	0	59
1992	Henry Bailey	34	817	24.0	1	82
1993	Demond Thompkins	16	442	27.6	0	47
1994	Henry Bailey	17	432	25.4	0	59
1995	Tony Burton	15	279	18.6	0	33
	Deriek Charles	16	281	17.6	0	34
1996	Len Ware	19	422	22.2	0	53
1997	Coury Hankins	11	220	20.0	0	36
1998	Duane James	30	749	24.9	0	49
1999	Duane James	17	400	23.5	0	57
2000	Troy Mason	15	262	17.5	0	34
	Jeremi Rudolph	9	212	23.6	0	39
2001	Troy Mason	11	233	21.2	0	31
	Dominique Dorsey	10	346	34.6	0	87
2002	Troy Mason	13	279	21.5	0	40
	Dominique Dorsey	12	260	21.7	0	28
2003	Dominique Dorsey	18	351	19.5	0	49
2004	Dominique Dorsey	14	310	22.1	0	59
2005	Donell Wheaton	12	248	20.7	0	30
2006	Eric Wright	18	430	23.9	0	54
2007	Lorenzo Bursley Jr.	24	470	19.6	0	39
	Gerold Rodriguez	16	380	23.8	0	48
2008	Michael Johnson	37	853	23.1	0	38
	Deante Purvis	18	422	23.4	0	55
2009	Deante Purvis	50	1,165	23.3	1	94

PUNT RETURNS

YEAR	PLAYER	NO	YDS	AVG	TD	LG
1968	Jim Thompson	14	124	8.9	0	NA
1969	Roger Reeves	12	23	1.9	0	NA
	John Ackerley	8	59	7.4	0	NA
1970	Greg Brown	26	288	11.1	1	86
1971	Larry Wright	12	140	11.6	1	82
	Greg Brown	9	270	30.0	1	75
1972	Norm Gookins	12	94	7.8	0	21
1973	Lenny Lucas	6	44	7.3	0	33
1974	Steve Haggerty	20	324	16.2	1	72
1975	Marlon Beavers	14	211	15.1	0	68
1976	Marlon Beavers	15	122	8.1	0	21
1977	Henry Vereen	12	82	6.8	0	32
1978	Henry Vereen	20	155	7.8	0	24
1979	Robert Cobb	3	34	11.3	0	23
1980	Robert Cobb	14	41	2.9	0	15
1981	Jim Sandusky	8	61	7.6	0	13
1982	Waymon Aldridge	11	55	5.0	0	29
1983	Michael Reed	16	78	4.9	0	13
1984	Tony Lewis	11	87	7.9	0	15
	Michael McDade	16	76	4.8	0	14
1985	Tony Lewis	24	153	6.4	0	41
1986	David Hollis	25	282	11.3	0	33
1987	Anthony Drawhorn	23	187	8.1	0	33
1988	Keenan McCardell	29	172	5.9	0	18
1989	Vince McGowens	12	111	9.3	0	21
1990	Hunkie Cooper	14	173	12.4	0	25
1991	Hunkie Cooper	17	186	12.9	1	74
1992	Henry Bailey	15	219	14.6	1	74
1993	Randy Gatewood	7	34	4.9	0	14
1994	Henry Bailey	12	111	9.3	0	26
1995	Carlos Baker	9	44	4.9	0	13
1996	Carlos Baker	12	123	10.3	0	61
1997	Carlos Baker	20	86	4.3	0	38
1998	Duane James	11	132	12.0	1	78
1999	Duane James	15	116	7.7	1	43
2000	Troy Mason	23	378	16.4	1	84
2001	Troy Mason	21	271	12.9	1	57
2002	Troy Mason	18	134	7.4	0	32
2003	Tremayne Kirkland	25	314	12.6	0	75
2004	Donell Wheaton	19	113	5.9	0	38
2005	Tremayne Kirkland	11	69	6.3	0	15
2006	Casey Flair	11	141	12.8	0	32
2007	Casey Flair	14	118	8.4	0	40
2008	Casey Flair	7	69	9.9	0	16
2009	Ryan Wolfe	4	20	5.0	0	9
	Mike Grant	2	20	10.0	0	15

TOTAL TACKLES

YEAR	PLAYER	UT	AT	TOTAL	TFL	SCK-YDS	INT	PBU	FR	FF
1979	Mike Johnson	67	26	93	1-NA	4-NA	1	3	5	4
1980	Mike Walker	72	50	122	11-NA	4-NA	0	2	2	4
1981	Charles Jarvis	66	44	110	4-20	0-0	5	4	1	NA
1982	Mike Walker	43	38	81	2-9	1-8	0	5	0	NA
1983	Kirk Dodge	NA	NA	132	16-NA	1-NA	1	3	4	NA
1984	Tom Polley	26	105	131	5-17	2-NA	0	3	1	NA
1985	Alvin Horn	61	45	106	1-4	0-0	2	6	0	NA
1986	Alvin Horn	31	62	93	1-1	0-0	6	6	3	NA
1987	Darnell Pickens	51	30	81	4-7	0-0	0	1	0	0
1988	Jody Reinoehl	51	52	103	3-8	0-0	2	4	2	3
1989	Doc Wise	68	51	119	10-40	1-7	0	2	0	3
1990	Carlton Johnson	53	28	78	4-20	6-5	3	6	1	1
1991	Carlton Johnson	52	30	82	3-17	2-22	4	8	0	0
1992	Donnell Porter	51	31	81	1-2	1-2	3	0	0	1
1993	Jason Medlock	69	68	137	5-34	1-0	0	2	0	1
1994	Keith Clough	33	82	115	0-0	0-0	0	3	2	1
1995	Jabbar Thomas	53	49	102	1-2	0-0	2	5	1	0
1996	Greg Gales	63	29	92	5-17	1-3	0	3	0	2
1997	Scott Patton	86	61	147	5-21	1-8	1	4	1	0
1998	James Sunia	51	64	115	6-12	2-2	0	0	1	0
1999	James Sunia	78	41	119	4-11	2-9	0	2	1	0
2000	Sam Brandon	52	30	82	1-2	0-0	1	7	0	0
2001	Sam Brandon	61	38	99	1-1	0-0	2	7	2	1
2002	Adam Seward	55	78	133	8-23	1.5-16	0	2	1	1
2003	Adam Seward	67	52	119	10-34	0.5-5	2	6	1	1
2004	Adam Seward	59	62	121	7-14	1-7	0	4	1	1
2005	Joe Miklos	60	38	98	3.5-13	0-0	2	1	4	0
2006	Jay Staggs	47	40	87	0.5-1	0-0	3	0	1	1
2007	Beau Bell	79	47	126	9.5-34	3-17	4	3	0	5
2008	Jason Beauchamp	54	73	127	6-33	2-16	0	3	1	0
2009	Jason Beauchamp	46	49	95	12.0-58	6.5-43	0	1	0	2



Jason Medlock



YEAR-BY-YEAR BREAKDOWN

REBEL FOOTBALL YEAR-BY-YEAR

Year	Overall	Conf.	Home	Road	Neutral	Coach	Affiliation/Conference
1968	8-1		6-1	2-0		Ireland	College Division
1969	6-4		4-2	2-2		Ireland	College Division
1970	6-4		4-2	2-2		Ireland	College Division
1971	5-4-1		4-2-1	1-2		Ireland	College Division
1972	1-10		1-6	0-4		Ireland	College Division
1973	8-3		7-1	1-2		Meyer	Division II
1974*	12-1		10-0	2-0	0-1	Meyer	Division II
1975	7-4		6-1	1-3		Meyer	Division II
1976*	9-3		8-0	1-3		Knap	Division II
1977	9-2		6-0	3-2		Knap	Division II
1978	7-4		6-1	1-2	0-1	Knap	Division I-A
1979	9-1-2		5-0-2	4-1		Knap	Division I-A
1980	7-4		4-2	3-2		Knap	Division I-A
1981	6-6		3-3	3-3		Knap	Division I-A
1982	3-8	1-5	2-3	1-5		Hyde	Division I-A/Big West
1983	7-4	4-2	4-2	3-2		Hyde	Division I-A/Big West
1984 [†]	11-2	7-0	5-1	5-1	1-0	Hyde	Division I-A/Big West
1985	5-5-1	4-2-1	4-2	1-3-1		Hyde	Division I-A/Big West
1986	6-5	3-4	4-2	2-3		Nunnely	Division I-A/Big West
1987	5-6	4-3	4-2	1-4		Nunnely	Division I-A/Big West
1988	4-7	3-4	2-4	2-3		Nunnely	Division I-A/Big West
1989	4-7	3-4	4-2	0-5		Nunnely	Division I-A/Big West
1990	4-7	3-4	1-4	3-3		Strong	Division I-A/Big West
1991	4-7	2-5	2-4	2-3		Strong	Division I-A/Big West
1992	6-5	3-3	5-1	1-4		Strong	Division I-A/Big West
1993	3-8	2-4	1-4	2-4		Strong	Division I-A/Big West
1994 [†]	7-5	5-1	5-2	2-3		Horton	Division I-A/Big West
1995	2-9	1-5	2-3	0-6		Horton	Division I-A/Big West
1996	1-11	1-7	1-5	0-6		Horton	Division I-A/WAC
1997	3-8	2-6	3-2	0-6		Horton	Division I-A/WAC
1998	0-11	0-8	0-5	0-6		Horton	Division I-A/WAC
1999	3-8	1-6	0-5	3-3		Robinson	Division I-A/MWC
2000 [†]	8-5	4-3	6-0	2-5		Robinson	Division I-A/MWC
2001	4-7	3-4	1-4	3-3		Robinson	Division I-A/MWC
2002	5-7	3-4	3-3	2-4		Robinson	Division I-A/MWC
2003	6-6	2-5	2-4	4-2		Robinson	Division I-A/MWC
2004	2-9	1-6	1-4	1-5		Robinson	Division I-A/MWC
2005	2-9	1-7	2-3	0-6		Sanford	Division I-A/MWC
2006	2-10	1-7	2-4	0-6		Sanford	Division I-A/MWC
2007	2-10	1-7	1-5	1-5		Sanford	FBS/MWC
2008	5-7	2-6	4-3	1-4		Sanford	FBS/MWC
2009	5-7	3-5	4-3	1-4		Sanford	FBS/MWC
Totals	219-251-4	70-127-1	149-107-3	69-142-1	1-2		

YEAR-BY-YEAR TEAM TOTALS

Year	Scoring Offense	Scoring Defense	Total Offense	Total Defense	Rushing Offense	Rushing Defense	Passing Offense	Passing Defense
1968	29.5	11.4	370.8	193.4	185.7	79.0	185.2	114.4
1969	27.1	25.5	344.7	297.3	219.2	127.9	125.5	169.4
1970	31.3	24.1	402.1	325.6	197.3	159.1	204.8	166.5
1971	25.4	17.1	254.3	290.5	97.9	173.7	155.7	116.8
1972	13.5	26.3	275.3	318.6	120.2	184.3	155.0	134.5
1973	27.6	13.7	350.6	248.4	289.1	131.5	61.5	116.9
1974	34.1	19.3	388.3	318.6	303.1	138.9	85.2	179.7
1975	30.1	17.4	382.8	347.3	382.8	189.1	187.8	193.7
1976	24.7	18.0	405.0	355.2	154.5	153.7	250.5	196.5
1977	27.2	21.5	453.7	373.6	202.9	189.5	250.1	184.2
1978	22.6	16.5	383.1	304.0	241.3	171.8	141.8	132.2
1979	30.8	25.0	472.1	347.8	250.6	179.3	221.5	168.4
1980	34.9	23.4	446.2	334.3	210.3	145.6	235.9	188.6
1981	27.1	36.1	491.3	457.9	338.8	247.8	352.5	210.1
1982	22.4	30.2	370.9	454.5	97.5	215.3	273.5	239.2
1983	23.2	17.5	395.2	318.6	163.8	140.6	231.4	178.0
1984	29.8	20.2	406.3	359.6	187.3	139.9	219.0	214.2
1985	17.2	19.1	319.5	322.5	145.1	176.7	174.4	145.8
1986	26.0	21.9	341.5	316.7	129.5	165.3	212.1	151.5
1987	22.2	27.0	320.4	375.4	198.0	191.2	122.4	184.3
1988	16.0	28.5	291.6	412.3	143.4	199.3	148.2	213.0
1989	21.2	30.9	374.4	390.5	184.7	155.4	189.6	235.1
1990	21.7	29.5	370.8	417.0	180.3	200.9	190.6	216.1
1991	20.0	32.7	346.5	422.4	195.9	156.4	150.5	266.0
1992	22.0	28.2	352.4	434.8	147.3	213.5	205.1	221.4
1993	23.5	31.5	353.9	442.7	103.6	155.7	250.3	287.0
1994	23.9	27.7	341.1	406.6	96.3	227.6	244.8	179.0
1995	20.2	47.3	409.6	534.5	184.8	278.1	224.8	256.4
1996	23.0	45.9	384.8	543.0	77.5	269.0	307.1	274.0
1997	25.5	29.3	417.3	381.6	131.8	185.2	285.5	196.5
1998	14.2	35.4	255.3	429.2	114.8	233.9	140.5	193.3
1999	14.5	29.5	260.0	404.9	113.5	234.2	146.5	170.7
2000	28.2	21.8	339.0	261.0	227.8	141.2	159.3	210.1
2001	25.8	24.5	358.5	347.5	214.6	158.1	143.8	189.4
2002	24.3	30.5	409.5	393.8	214.4	159.1	195.1	234.7
2003	21.3	22.7	309.2	377.7	133.4	137.9	175.8	239.8
2004	20.8	32.5	340.5	378.5	173.1	171.3	167.5	207.3
2005	18.8	34.6	325.4	405.6	108.0	155.5	217.4	250.1
2006	19.8	31.8	316.8	387.3	89.5	161.4	227.3	225.9
2007	18.2	28.6	353.2	386.8	140.7	183.6	212.5	203.2
2008	25.6	32.6	345.0	423.2	121.7	213.1	223.3	210.1
2009	24.8	32.4	351.2	456.2	126.8	220.6	224.4	235.6


School record in **BOLD**

50-POINT PERFORMANCES

BY UNLV

Opponent	Score	Year	Site
New Mexico	72-7	1980	Albuquerque, NM
Cal Tech	69-0	1968	Las Vegas
Nebraska-Omaha	63-42	1976	Las Vegas
Prairie View A&M	63-28	1974	Las Vegas
Nat. U. of Mexico	63-6	1971	Las Vegas
Western Illinois	59-29	1977	Las Vegas
New Mexico State	58-42	1986	Las Cruces, NM
Colorado State	56-15	1980	Fort Collins, CO
Oregon Tech	56-0	1970	Las Vegas
New Mexico Highlands	55-31	1971	Las Vegas
Idaho State	54-10	2006	Las Vegas
Texas-El Paso	53-14	1980	Las Vegas
Idaho	53-14	1978	Las Vegas
Central Michigan	52-24	1994	Las Vegas
New Mexico Highlands	52-14	1974	Las Vegas
Portland State	51-14	1986	Las Vegas
Santa Clara	51-19	1974	Las Vegas

Ryan Wolfe helped UNLV score 54 points in the 2006 season opener.



BY OPPONENT

Opponent	Score	Year	Site
Houston	0-69	1989	Las Vegas
Utah	28-69	1981	Las Vegas
Air Force	17-65	1996	Las Vegas
Nevada, Reno	28-63	2009	Reno
Utah	28-63	2004	Salt Lake City, UT
BYU	28-63	1996	Provo, UT
Tennessee	3-62	1996	Knoxville, TN
Northern Illinois	14-62	1995	DeKalb, IL
BYU	21-59	2009	Las Vegas
Oregon	6-59	1992	Eugene, OR
New Mexico State	34-58	1995	Las Vegas
Hawaii	30-58	1995	Las Vegas
Iowa State	30-57	1995	Ames, IA
Hawaii	19-57	1969	Honolulu, HI
BYU	14-55	2005	Las Vegas
San Jose State	48-55 (OT)	1997	Las Vegas
Nevada, Reno	32-55	1995	Reno
Hawaii	22-55	1992	Honolulu, HI
San Jose State	12-55	1991	San Jose, CA
Nevada, Reno	17-54	1996	Las Vegas
Wyoming	45-53 (3OT)	2004	Las Vegas
BYU	7-52	2006	Provo, UT
Utah	14-52	1999	Las Vegas
Air Force	10-52	1998	Las Vegas
Wisconsin	17-52	1996	Las Vegas
San Jose State	14-52	1995	San Jose, CA
New Mexico State	40-52	1993	Las Vegas
TCU	3-51	2005	Fort Worth, TX
Eastern Michigan	6-51	1995	Ypsilanti, MI
Miami (FL)	7-51	1972	Miami, FL
Nevada, Reno	8-50	1991	Reno

SCORING AND ATTENDANCE



UNLV YEARLY ATTENDANCE FIGURES NO RECORDS 1968-70

Year	Home	Avg/Game	Road	Avg/Game	Total	Avg/Game
1971	46,000	6,571	20,340	6,780	66,340	6,634
1972	52,833	7,547	37,355	9,339	90,188	8,199
1973	81,676	10,210	36,335	12,112	118,011	10,728
1974	97,978	9,798	27,467	9,156	125,445	9,650
1975	84,098	12,014	44,113	11,028	128,211	11,656
1976	104,588	13,073	36,351	9,087	140,939	11,744
1977	80,838	13,473	84,696	16,939	165,534	15,049
1978	122,802	17,543	64,126	21,375	214,428	19,493
1979	159,645	22,806	106,074	21,215	265,719	22,143
1980	140,533	23,422	123,730	24,746	264,263	24,024
1981	148,792	24,799	146,364	24,394	295,156	24,596
1982	85,996	17,199	103,854	17,309	189,850	17,259
1983	93,364	15,560	96,486	16,081	180,545	16,413
1984	118,068	19,678	127,110	18,159	245,178	18,860
1985	112,443	18,741	139,637	27,927	252,080	22,916
1986	103,462	17,244	54,250	10,850	157,712	14,337
1987	121,296	20,216	78,182	15,636	199,478	18,134
1988	98,953	16,492	118,861	23,772	217,814	19,801
1989	102,600	17,100	72,608	14,522	175,208	15,928
1990	93,367	18,673	73,975	12,329	167,342	15,213
1991	98,890	16,482	91,204	18,241	190,094	17,281
1992	78,492	13,082	116,118	23,224	194,610	17,692
1993	52,473	10,494	183,264	30,544	235,737	21,430
1994*	68,218	11,370	98,320	98,320	196,640	15,140
1995	54,858	10,972	148,747	24,791	203,605	18,510
1996	118,743	19,791	259,036	43,173	377,779	31,482
1997	101,245	20,249	191,833	31,972	293,078	26,643
1998	90,002	18,000	225,888	37,648	315,890	28,707
1999	114,961	22,992	159,862	26,644	274,823	24,984
2000*	103,491	20,698	254,455	36,351	357,946	29,829
2001	122,513	24,503	192,962	32,160	315,475	28,680
2002	165,493	27,582	203,660	33,943	369,153	30,763
2003	154,829	25,805	225,394	37,566	380,223	31,685
2004	109,352	21,870	327,773	54,629	437,125	39,739
2005	99,570	19,914	150,028	25,005	249,598	22,691
2006	115,442	19,240	237,904	39,651	353,346	29,446
2007	175,684	29,281	141,986	23,664	317,670	26,473
2008	145,944	20,849	207,069	41,414	353,004	29,417
2009	159,423	22,775	126,206	25,241	285,629	23,802
Totals	4,035,648 (238 G)	16,957	4,926,554 (201 G)	24,510	9,312,569 (440 G)	21,165


Road attendance includes neutral site games • School record in **BOLD** • *Does not include Las Vegas Bowl played at Sam Boyd Stadium

LARGEST MARGINS OF VICTORY AND DEFEAT

Opponent	Score	Year	Diff.
Cal Tech	69-0	1968	+69
at New Mexico	72-7	1980	+65
National U. of Mexico	63-6	1971	+57
Oregon Tech	56-0	1970	+56
Idaho State	54-10	2006	+44
at Colorado State	56-15	1980	+41
Texas-El Paso	53-14	1980	+39
Idaho	53-14	1978	+39
North Texas	38-0	2000	+38
Northern Iowa	48-10	1975	+38
at Nevada, Reno	45-7	1975	+38
Adams State	38-0	1971	+38
New Mexico Highlands	52-14	1974	+38
Portland State	51-14	1986	+37
Jackson State	39-2	1975	+37
Houston	0-69	1989	-69
at Tennessee	3-62	1996	-59
at Oregon	6-59	1992	-53
at TCU	3-51	2005	-48
Air Force	17-65	1996	-48
at Northern Illinois	14-62	1995	-48
at BYU	7-52	2006	-45
at Eastern Michigan	6-51	1995	-45
at Miami (FL)	7-51	1972	-44
Air Force	10-52	1998	-42
Utah State	0-42	1995	-42
at Nevada, Reno	8-50	1991	-42
San Jose State	0-42	1988	-42
at Nebraska	6-48	1988	-42
at TCU	0-41	2009	-41
BYU	14-55	2005	-41
at Nevada, Reno	7-48	1985	-41
Utah	28-69	1981	-41
at Utah State	8-48	1992	-40
BYU	14-54	1980	-40

LARGEST SINGLE-GAME ATTENDANCE

Opponent	Venue	Year	Score	W/L	Attend.
Tennessee	Neyland Stadium	2004	42-17	L	108,625
Tennessee	Neyland Stadium	1996	62-3	L	106,212
Wisconsin	Camp Randall Stadium	2004	18-3	L	82,071
Wisconsin	Camp Randall Stadium	2003	23-5	W	78,043
Nebraska	Memorial Stadium	1988	48-6	L	76,398
Wisconsin	Camp Randall Stadium	1998	52-7	L	75,044
Wisconsin	Camp Randall Stadium	1985	26-23	L	68,123
Clemson	Memorial Stadium	1993	24-14	L	65,000
BYU	Cougar Stadium	1996	63-28	L	64,872
BYU	LaVell Edwards Stadium	2008	42-35	L	64,081
BYU	LaVell Edwards Stadium	2006	52-7	L	63,341
BYU	LaVell Edwards Stadium	2002	24-3	W	62,543
BYU	Cougar Stadium	1998	38-14	L	61,774
BYU	Cougar Stadium	2000	10-7	L	60,191
Arizona State	Sun Devil Stadium	2008	23-20 (OT)	W	59,852
BYU	LaVell Edwards Stadium	2004	24-20	W	55,341
Arkansas	War Memorial Stadium	2001	14-10	L	52,213
Southern California	The Coliseum	1997	35-21	L	48,404
Arizona	Arizona Stadium	2001	38-21	L	47,031
Hawaii	Aloha Stadium	1981	57-21	L	46,153
Iowa State	Jack Trice Stadium	2006	16-10	L	45,795
Utah	Rice-Eccles	2008	42-21	L	45,587
Air Force	Falcon Stadium	1999	35-16	L	44,187
Hawaii	Aloha Stadium	1979	48-31	W	44,143
Hawaii	Aloha Stadium	1992	55-25	L	43,665
Utah	Rice-Eccles Stadium	2006	45-23	L	42,474
Wisconsin	Sam Boyd Stadium	2002	27-7	L	42,075
Hawaii	Aloha Stadium	1984	16-12	L	41,904
Utah	Rice-Eccles Stadium	2004	63-28	L	40,341
Ole Miss	Vaught-Hemingway Stadium	2000	43-40	L	40,338
Wisconsin	Sam Boyd Stadium	1996	52-17	L	40,091
BYU	Cougar Stadium	1981	45-41	W	39,852



UNLV's 1996 trip to Tennessee was played before the then-12th largest campus crowd in college history.



SAM BOYD STADIUM RECORDS

TEAM

RUSHING

Attempts

UNLV: 68 vs. Wyoming (1978)
Other: 71 by Air Force at UNLV (2004)

Yards

UNLV: 390 vs. New Mexico (1981)
Other: 459 by Air Force at UNLV (1996)
459 by Northern Illinois at UNLV (1987)

Touchdowns

UNLV: 7 vs. Prairie View A&M (1974)
Other: 7 by Air Force at UNLV (1996)
7 by Utah at UNLV (1981)

PASSING

Attempts

UNLV: 79 vs. Idaho (1994)
Other: 64 by Houston at UNLV (1989)

Completions

UNLV: 48 vs. Idaho (1994)
Other: 39 by Houston at UNLV (1989)

Yards

UNLV: 635 vs. Idaho (1994)
Other: 546 by New Mexico State at UNLV (1995)

Touchdowns

UNLV: 6 vs. UTEP (1990)
Other: 5 by Wyoming at UNLV (2002)
5 by San Jose State at UNLV (1997)
5 by San Jose State at UNLV (1995)
5 by San Jose State at UNLV (1991)
5 by Houston at UNLV (1989)

Interceptions

UNLV: 6 vs. Louisiana-Lafayette (1987)
6 vs. Louisiana-Lafayette (1993)
Other: 5 by Idaho State at UNLV (1984)
5 by Utah State at UNLV (1983)

Completion Percentage

UNLV: .807 (21-26) vs. Idaho State (1984)

TOTAL OFFENSE

Most Yards

UNLV: 632 vs. UTEP (1980)
Other: 721 by New Mexico State at UNLV (1995)

SCORING

Points

UNLV: 63 vs. Nebraska-Omaha (1976)
63 vs. Prairie View A&M (1974)
63 vs. National University of Mexico (1971)
Other: 69 by Houston at UNLV (1989)
69 by Utah at UNLV (1981)

Touchdowns

UNLV: 9 vs. Prairie View A&M (1974)
Other: 9 by Air Force at UNLV (1996)
9 by Houston at UNLV (1989)

Field Goals

UNLV: 4 vs. Hawaii (2003)
4 vs. Central Michigan (1993)
4 vs. Cal State Fullerton (1992)
4 vs. Fresno State (1984)
4 vs. Wyoming (1978)
Other: 5 by BYU at UNLV (1999)

Margin of Victory

UNLV: 57 (63-6) vs. National University of Mexico (1971)
44 (54-10) vs. Idaho State (2006)
39 (53-14) vs. UTEP (1980)
39 (53-14) vs. Idaho (1978)
Other: 69 (69-0) by Houston at UNLV (1989)

ATTENDANCE

Largest Crowd

UNLV: 42,075, Wisconsin at UNLV (2002)
Other: 44,615, BYU vs. Oregon (2006 LV Bowl)

INDIVIDUAL

RUSHING

Attempts

UNLV: 37, Ickey Woods vs. Long Beach State (1987)
37, Ickey Woods vs. Pacific (1987)
Other: 44, Chris Lemon of Nevada, Reno at UNLV (1998)

Yards

UNLV: 266, Mike Thomas vs. Boise State (1974)
Other: 286, Nathan DuPree of San Jose State at UNLV (1992)

Touchdowns

UNLV: 4, Mike Thomas vs. Prairie View A&M (1974)
4, Henry Melton vs. New Mexico Highlands (1974)
4, Mike Thomas vs. Wisconsin-Milwaukee (1973)
Other: 4, Steven Jackson of Oregon State vs. UNM (2003 LV Bowl)
4, Mike Anderson of Utah at UNLV (1999)
4, Wasean Tait of Toledo vs. Nevada, Reno (1995 Las Vegas Bowl)
4, Kirk Compton of New Mexico State at UNLV (1995)
4, Glenn Freitas of Hawaii at UNLV (1995)

PASSING

Attempts

UNLV: 54, Jarrod Jackson vs. Utah (2005)
Other: 61, Timmy Chang of Hawaii at UNLV (2003)

Completions

UNLV: 32, Jon Denton vs. Wyoming (1996)
Other: 37, Timmy Chang of Hawaii at UNLV (2003)

Yards

UNLV: 503, Jon Denton vs. San Diego State (1996)
Other: 546, Cody Ledbetter of New Mexico State at UNLV (1995)

Touchdowns

UNLV: 5, Shane Steichen vs. New Mexico (2006)
5, Larry Gentry vs. Texas-El Paso (1980)
Other: 5, Casey Bramlet of Wyoming at UNLV (2002)
5, Dan O'Dell of San Jose State at UNLV (1997)
5, Ken Lutz of San Jose State at UNLV (1995)
5, Jeff Garcia of San Jose State at UNLV (1991)
5, Andre Ware of Houston at UNLV (1989)

Interceptions

UNLV: 6, Bob Stockham vs. Louisiana-Lafayette (1993)
6, Richard Williams vs. Louisiana-Lafayette (1987)
Other: 5, Vern Harris of Idaho State at UNLV (1984)

Completion Percentage

UNLV: .807 (21-26), Randall Cunningham vs. Idaho State (1984)

RECEIVING

Receptions

UNLV: 23, Randy Gatewood vs. Idaho (1994)
Other: 13, Kealoha Pilaes of Hawaii at UNLV (2009)

Yards

UNLV: 363, Randy Gatewood vs. Idaho (1994)
Other: 237, Scottie Vines of Wyoming at UNLV (2002)

Touchdowns

UNLV: 4, Nathaniel Hawkins vs. New Mexico Highlands (1971)
Other: 4, Lucious Davis of New Mexico State at UNLV (1993)

TOTAL OFFENSE

Most Yards

UNLV: 513, Jon Denton vs. San Diego State (1996)
Other: 559, Cody Ledbetter of New Mexico State at UNLV (1995)

SCORING

Points

UNLV: 26, Mike Thomas vs. Santa Clara (1974)
30, Steven Jackson of Oregon State vs. UNM (2003 LV Bowl)
24, Mike Anderson of Utah at UNLV (1999)
24, Wasean Tait of Toledo vs. Nevada, Reno (1995 Las Vegas Bowl)
24, Kirk Compton of New Mexico State at UNLV (1995)
24, Glenn Freitas of Hawaii at UNLV (1995)

Touchdowns

UNLV: 4 (7 times) last time Henry Bailey vs. Idaho (1994)
Other: 5, Steven Jackson of Oregon State vs. UNM (2003 LV Bowl)
4 (5 times) last time Mike Anderson of Utah at UNLV (1999)

Field Goals

UNLV: 4, Dillon Pieffer vs. Hawaii (2003)
4, Nick Garritano vs. Central Michigan (1993)
4, Nick Garritano vs. Cal State Fullerton (1992)
4, Joey DiGiovanna vs. Fresno State (1984)
Other: 5, Owen Pochman of BYU at UNLV (1999)



Troy Mason's 84-yard punt return vs. New Mexico helped the 2000 Rebels earn a bowl bid.

LONGEST PLAYS

Rush

UNLV: 89, Darin Brightmon vs. New Mexico State (1989) TD
Other: 76, Mike Anderson of Utah vs. Fresno State (1999 Las Vegas Bowl)
76, Saladin McCullough of Oregon vs. Air Force (1997 Las Vegas Bowl) TD

Pass

UNLV: 87, Carlton Kelley to Henry Vereen vs. Northern Arizona (1977) TD
Other: 87, Jack Hawley to Derrick Lewis of San Diego State at UNLV (1999) TD

Field Goal

UNLV: 54, Nick Garritano vs. Nevada, Reno (1994)
54, Nick Garritano vs. San Jose State (1994)
Other: 61, Jason Hanson of Washington State at UNLV (1991)

Punt

UNLV: 91, Brad Faunce vs. Nevada, Reno (1994)
Other: 77, Brad Langley of Nevada, Reno at UNLV (2008)

Kickoff Return

UNLV: 99, Ken Bowles vs. Cal Poly San Luis Obispo (1976) TD
Other: 100, Reggie Wilson of Utah at UNLV (1981) TD

Punt Return

UNLV: 84, Troy Mason vs. New Mexico, (2000) TD
84, Gary Van Houten vs. Prairie View A&M (1974)
Other: 77, Kendal Smith of Utah State at UNLV (1987) TD

Interception Return

UNLV: 92, David Hollis vs. New Mexico State (1985) TD
Other: 99, Zac Bryson of Colorado State at UNLV (2007) TD

Fumble Return

UNLV: 67, Jeremy Geathers vs. Idaho State (2006) TD
Other: 75, Michael Coe of Utah State at UNLV (1993) TD

UNLV IN THE RECORD BOOKS



NCAA

Total Offensive Plays in One Quarter

41 by QB Jason Davis vs. Idaho, 9-17-94 (4th Qtr.)



Total Offensive Yards in One Quarter

347 by QB Jason Davis vs. Idaho, 9-17-94 (4th Qtr.)

Pass Attempts in One Quarter

41 by QB Jason Davis vs. Idaho, 9-17-94 (4th Qtr.)

Pass Completions in One Quarter

28 by QB Jason Davis vs. Idaho, 9-17-94 (4th Qtr.)

Passing Yards in One Quarter

347 by QB Jason Davis vs. Idaho, 9-17-94 (4th Qtr.)

Receptions in One Game (Tie)

23 by WR Randy Gatewood vs. Idaho, 9-17-94

Game with Two Teammates Passing for 250 Yards or More

(3 times ever)

381 by QB Jason Davis & 254 by QB Jared Brown vs. Idaho, 9-17-94

Longest Fumble Return for a Touchdown (Tie)

100 by DB Kevin Thomas at Baylor, 9-11-99

Average All-Purpose Yardage Gain Per Play

Game (Min. 300 Yards, 25 plays)

16.8 by Randy Gatewood vs. Idaho, 9-17-94 (419 on 25)

Season (Min. 1,500 yards 100-124 plays)

18.5 by WR Henry Bailey, 1992 (1,883 on 102)

Both Teams Gaining 600 Yards or More (31 times ever)

614 by UNLV and 707 by Idaho, 9-17-94

627 by UNLV and 670 by San Diego State, 11-16-96

BIG WEST



Conference ceased football

after 2000 season

(additional to NCAA)

Pass Attempts in One Game

79 vs. Idaho, 9-17-94

Pass Completions in One Game

48 vs. Idaho, 9-17-94

Passing Yards in One Game

635 vs. Idaho, 9-17-94

Receiving Yards in One Game

363 by Randy Gatewood, 9-17-94

Season Team Punting Average

47.5, 1984

Consecutive Field Goals Made

14 by Jim Cook, 1987

Game Punting Average

54.0 by Brian Parvin vs. Hawaii, 10-24-92

Season Punting Average

47.5 by Randall Cunningham, 1984

Career Punting Average

45.2 by Randall Cunningham, 1982-84

WESTERN ATHLETIC



UNLV holds no WAC team or individual records.

MOUNTAIN WEST

(additional to NCAA)



TEAM RECORDS

Interceptions Return Yards, Season: 352, UNLV (2001)

Interception Returns for TD, Game: 2, (Tie) UNLV vs. Utah (11/3/01)

INDIVIDUAL RECORDS

OFFENSE

Consecutive Games with a Reception: 47, (Tie) Casey Flair (9/5/05 to 11/22/08)

Receptions, Career: 283, Ryan Wolfe (2006-09)

Receiving Yards by a FR., Game: 176, (Tie) Ryan Wolfe vs. New Mexico (10/14/06)

Receiving Yards by a FR., Season: 911, Ryan Wolfe (2006)

SPECIAL TEAMS

Punting Yards, Career: 11,430, Gary Cook (2001-04)

Kick Returns, Season: 50, Deante Purvis, 2009

Kick Return Yards, Season: 1,165, Deante Purvis, 2009

DEFENSE

Total Tackles, Career: 433, Adam Seward (2001-04)

Interceptions, Season: 7, (Tie) Kevin Thomas (2001)

Interception Return Yards, Season: 213, Kevin Thomas (2001)

Interception Returns for TD, Season: 3, (Tie) Kevin Thomas (2001)

Sacks, Game: 4, (Tie) Anton Palepoi vs. Wyoming (10/21/00)

Interception Return Yards, Career: 327, Kevin Thomas (1999-2001)

Pass Breakups, Career: 50, Kevin Thomas (1999-2001)


Interception Return TDs, Career: 4 (Tie), Kevin Thomas (1999-2001)




No collegian has returned a fumble 100 yards since Kevin Thomas did it vs. Baylor in 1999.

Randy Gatewood's record of 23 catches in one game still stands.


Jason Davis' magical quarter of play in 1994 still makes him owner of five NCAA records.



Jon Denton set 10 NCAA freshman records in 1996, all of which have since been broken.



Henry Bailey set an NCAA record for all-purpose yards in 1992.





ALL-TIME SERIES HISTORY

ADAMS STATE COLLEGE (1-0)

9-18-71..... H..... UNLV..... 38-0

AIR FORCE (4-11)

11-21-81..... H..... UNLV..... 24-21
9-7-96..... H..... AFA..... 65-17
9-13-97..... A..... AFA..... 25-24
9-13-98..... H..... AFA..... 52-10
11-13-99..... A..... AFA..... 35-16
9-30-00..... H..... UNLV..... 34-13
11-17-01..... A..... UNLV..... 34-10
11-16-02..... H..... AFA..... 49-32
10-11-03..... A..... AFA..... 24-7
9-18-04..... H..... AFA..... 27-10
10-15-05..... A..... AFA..... 42-7
9-24-06..... H..... UNLV..... 42-39
10-6-07..... A..... AFA..... 31-14
10-18-08..... H..... AFA..... 29-28
11-14-09..... A..... AFA..... 45-17

ALCORN STATE (1-0)

11-30-74..... H..... UNLV..... 35-22

AKRON (0-1)

11-27-76..... A..... AKRON..... 27-6

ARIZONA (0-1)

9-22-01..... A..... UA..... 38-21

ARIZONA STATE (1-0)

9-13-08..... A..... UNLV..... (OT) 23-20

ARKANSAS (1-1)

12-21-00..... H..... UNLV..... 31-14
8-30-01..... A..... ARK..... 14-10

ARKANSAS STATE (1-0)

10-9-95..... H..... UNLV..... 28-23

AZUSA PACIFIC (2-0)

9-21-68..... A..... UNLV..... 29-8
9-18-69..... A..... UNLV..... 35-13

BAYLOR (1-2)

9-19-87..... H..... BU..... 21-14
9-3-88..... A..... BU..... 27-3
9-11-99..... A..... UNLV..... 27-24

BOISE STATE (3-3)

9-16-72..... A..... BSU..... 36-16
10-13-73..... H..... UNLV..... 24-19
10-19-74..... H..... UNLV..... 37-35
10-18-75..... A..... BSU..... 34-21
11-6-76..... H..... UNLV..... 31-26
9-24-77..... A..... BSU..... 45-14

BYU (3-14)

12-2-78..... N..... BYU..... 28-24
11-29-80..... H..... BYU..... 54-14
10-10-81..... A..... UNLV..... 45-41
9-2-82..... H..... BYU..... 27-0
10-12-96..... A..... BYU..... 63-28
10-10-98..... A..... BYU..... 38-14
10-23-99..... H..... BYU..... 29-0
9-23-00..... A..... BYU..... 10-7
9-29-01..... H..... BYU..... 35-31
10-19-02..... A..... UNLV..... 24-3
10-25-03..... H..... BYU..... (OT) 27-20
10-8-04..... A..... UNLV..... 24-20
11-5-05..... H..... BYU..... 55-14
10-21-06..... A..... BYU..... 52-7
10-13-07..... H..... BYU..... 24-14
10-25-08..... A..... BYU..... 42-35
10-10-09..... H..... BYU..... 59-21

CAL LUTHERAN (0-2)

11-23-68..... H..... CL..... 17-13
9-20-69..... H..... CL..... 26-0

CAL POLY (1-1)

11-6-71..... H..... SLO..... 13-3
10-30-76..... H..... UNLV..... 28-10

CAL STATE FULLERTON (13-4)

10-22-70..... A..... UNLV..... 20-10
10-21-72..... H..... CSF..... 30-20
10-29-77..... H..... UNLV..... 24-21
11-25-78..... H..... UNLV..... 24-7
9-8-79..... H..... UNLV..... 35-14
10-4-80..... H..... UNLV..... 36-17
11-27-82..... H..... UNLV..... 42-23
11-12-83..... A..... UNLV..... 13-0
11-10-84..... H..... UNLV..... 26-20
10-19-85..... A..... UNLV..... 10-6
9-27-86..... H..... UNLV..... 40-23
10-17-87..... A..... CSF..... 28-14
9-17-88..... H..... CSF..... 20-10
9-30-89..... A..... CSF..... 34-20
10-6-90..... H..... UNLV..... 29-10
10-12-91..... A..... UNLV..... 25-3
11-28-92..... H..... UNLV..... 33-16

CAL STATE LOS ANGELES (2-1)

10-17-70..... H..... CSLA..... 21-20
9-23-72..... H..... UNLV..... 31-0
9-15-73..... H..... UNLV..... 42-7

CAL STATE NORTHRIDGE (0-1)

10-9-93..... H..... CSN..... 24-18

CAL TECH (1-0)

10-26-68..... H..... UNLV..... 69-0

CENTRAL ARKANSAS (1-0)

9-8-73..... H..... UNLV..... 38-6

CENTRAL MICHIGAN (2-1)

9-18-93..... H..... UNLV..... 33-20
9-10-94..... A..... CMU..... 35-23
12-15-94..... H..... UNLV..... 52-24

CLEMSON (0-1)

9-4-93..... A..... CLEM..... 24-14

COLORADO STATE (5-12-1)

10-21-78..... A..... UNLV..... 33-6
11-17-79..... H..... TIE..... 21-21
9-27-80..... A..... UNLV..... 56-15
11-6-82..... A..... UNLV..... 36-31
9-21-96..... A..... CSU..... 35-16
11-1-97..... H..... CSU..... 45-19
9-26-98..... A..... CSU..... 38-16
11-27-99..... H..... CSU..... 35-17
10-14-00..... A..... CSU..... 20-19
10-20-01..... H..... CSU..... 26-24
11-30-02..... A..... UNLV..... 36-33
11-22-03..... H..... CSU..... 24-23
11-13-04..... A..... CSU..... 45-10
11-19-05..... H..... CSU..... 31-27
10-7-06..... A..... CSU..... 28-7
10-20-07..... H..... CSU..... 48-23
10-4-08..... A..... CSU..... 41-28
22-7-09..... H..... UNLV..... 35-16

COLORADO STATE-PUEBLO (1-0)

10-19-68..... H..... UNLV..... 25-21

DELAWARE (0-1)

12-7-74..... N..... DEL..... 49-11

EASTERN MICHIGAN (1-1)

9-3-94..... H..... UNLV..... 17-3
9-16-95..... A..... EMU..... 51-6

FRESNO STATE (4-11)

11-3-79..... A..... UNLV..... 31-28
9-13-80..... H..... UNLV..... 35-6
11-7-81..... A..... FSU..... 42-26
11-20-82..... H..... FSU..... 30-28
11-5-83..... A..... UNLV..... 20-7
11-24-84..... H..... UNLV..... 27-13
9-14-85..... A..... FSU..... 26-6
10-6-86..... H..... FSU..... 36-7
10-31-87..... A..... FSU..... 45-10
11-12-88..... H..... FSU..... 31-14
10-28-89..... A..... FSU..... 31-17
11-3-90..... H..... FSU..... 45-18
10-26-91..... A..... FSU..... 48-22
10-26-96..... H..... FSU..... 34-23
10-25-97..... A..... FSU..... 46-28

HAWAII (7-12)

10-25-69..... A..... UH..... 57-19
11-7-70..... H..... UH..... 28-21
10-27-73..... A..... UH..... 31-29
10-26-74..... H..... UNLV..... 33-8
10-14-78..... H..... UNLV..... 30-20
9-29-79..... A..... UNLV..... 48-31
11-15-80..... H..... UH..... 24-19
10-31-81..... A..... UH..... 57-21
10-15-83..... H..... UH..... 23-0
9-29-84..... A..... UH..... 16-12
10-24-92..... A..... UH..... 55-25
9-30-95..... H..... UH..... 58-30
10-19-96..... A..... UH..... 38-28
9-20-97..... H..... UNLV..... 25-15
12-2-00..... A..... UNLV..... 34-32
9-19-03..... H..... UNLV..... 33-22
9-16-06..... A..... UH..... 42-13
9-15-07..... H..... UH..... 49-14
9-19-09..... H..... UNLV..... 34-33

HIRAM SCOTT COLLEGE (1-0)

11-15-69..... H..... UNLV..... 36-28

HOUSTON (0-2)

9-2-89..... H..... UH..... 69-0
9-8-90..... A..... UH..... 37-9

IDAHO (3-2)

10-25-75..... H..... IDAHO..... 39-7
11-5-77..... A..... UNLV..... 35-14
10-7-78..... H..... UNLV..... 53-14
9-17-94..... H..... IDAHO..... 48-38
9-10-05..... H..... UNLV..... 34-31

IDAHO STATE (5-2)

11-8-69..... H..... UNLV..... 35-31
9-26-70..... A..... ISU..... 64-34
11-23-74..... H..... UNLV..... 31-7
9-20-75..... A..... ISU..... 15-7
10-2-76..... H..... UNLV..... 31-17
10-13-84..... H..... UNLV..... 33-20
9-2-06..... H..... UNLV..... 54-10

ILLINOIS STATE (1-0)

9-27-97..... H..... UNLV..... 41-6

IOWA STATE (1-4)

9-23-95..... A..... ISU..... 57-30
9-18-99..... H..... ISU..... 24-0
9-9-00..... A..... ISU..... 37-22
9-9-06..... A..... ISU..... 16-10
9-20-08..... H..... UNLV..... (OT) 34-31

JACKSON STATE (1-0)

10-4-75..... H..... UNLV..... 39-2

KANSAS (1-1)

9-7-02..... H..... UNLV..... 31-20
9-6-03..... A..... KU..... 46-24

KANSAS STATE (0-2)

9-25-93..... A..... KSU..... 36-20
11-26-94..... H..... KSU..... 42-3

LAMAR (0-0-1)

11-23-79..... H..... TIE..... 24-24

LaVERNE (1-0)

9-27-69..... H..... UNLV..... 39-26

LONG BEACH STATE (6-5)

9-26-81..... H..... UNLV..... 32-31
11-13-82..... A..... LBSU..... 24-13
11-19-83..... H..... LBSU..... 24-21
10-6-84..... A..... UNLV..... 41-23
9-28-85..... H..... LBSU..... 28-24
11-22-86..... A..... UNLV..... 31-8
11-7-87..... H..... UNLV..... 30-17
11-26-88..... A..... UNLV..... 42-41
11-4-89..... H..... UNLV..... 43-21
11-17-90..... A..... LBSU..... 29-20
10-5-91..... H..... LBSU..... 34-19

LOUISIANA-LAFAYETTE (0-4)

10-26-85..... H..... USL..... 20-13
9-12-87..... A..... USL..... 21-10
11-20-93..... H..... USL..... 31-14
11-5-94..... A..... USL..... 28-27

LOUISIANA-MONROE (1-0)

10-6-73..... H..... UNLV..... 26-0

LOUISIANA TECH (2-0)

11-6-93..... A..... UNLV..... 28-23
10-8-94..... H..... UNLV..... 24-20

MARSHALL (1-0)

9-21-73..... H..... UNLV..... 31-9

MIAMI (FL) (0-1)

11-4-72..... A..... MIAMI..... 51-7

MISSISSIPPI (0-1)

10-28-00..... A..... UM..... (OT) 43-40

MISSOURI SOUTHERN (1-1)

10-7-72..... H..... MSU..... 7-0
11-13-76..... H..... UNLV..... 28-3

MISSOURI STATE (0-1)

9-1-90..... H..... MSU..... 31-24

MONTANA (4-1)

9-28-74..... H..... UNLV..... 20-17
9-27-75..... A..... UM..... 21-20
9-11-76..... H..... UNLV..... 21-19
9-10-77..... A..... UNLV..... 15-13
10-28-78..... H..... UNLV..... 25-16

MONTANA STATE (2-0)

11-14-70..... H..... UNLV..... 38-36
11-21-92..... H..... UNLV..... 36-7

UNIVERSITY OF MEXICO (1-0)

11-27-71..... H..... UNLV..... 63-6

NEBRASKA (0-1)

10-1-88..... A..... NEB..... 48-6

ALL-TIME SERIES HISTORY



NEBRASKA-OMAHA (2-0)
 10-11-75..... H UNLV 35-6
 10-16-76..... H UNLV 63-42

NEVADA, RENO (15-20)
 11-22-69..... A UNR 30-28
 11-26-70..... H UNLV 42-30
 11-20-71..... A UNLV 24-13
 11-18-72..... H UNR 41-13
 11-17-73..... A UNR 19-3
 11-16-74..... H UNLV 28-7
 11-22-75..... A UNLV 45-7
 11-20-76..... H UNLV 49-33
 11-19-77..... A UNLV 27-12
 9-16-78..... H UNR 23-14
 9-15-79..... A UNLV 26-21
 9-3-83..... H UNLV 28-18
 11-16-85..... A UNR 48-7
 10-3-87..... H UNLV 24-19
 11-11-89..... A UNR 45-7
 10-20-90..... H UNR 26-14
 9-7-91..... A UNR 50-8
 10-17-92..... H UNR 14-10
 10-23-93..... A UNR 49-14
 11-19-94..... H UNLV 32-27
 10-28-95..... A UNR 55-32
 10-5-96..... H UNR 54-17
 9-6-97..... A UNR 31-14
 10-3-98..... H UNR 31-10
 10-2-99..... A UNR 26-12
 10-7-00..... H UNLV 38-7
 10-6-01..... A UNLV 27-12
 10-05-02..... H UNLV 21-17
 10-4-03..... A UNLV 16-12
 10-2-04..... H UNLV 48-13
 9-17-05..... A UNR 22-14
 9-30-06..... H UNR 31-3
 9-29-07..... A UNR 27-20
 9-27-08..... H UNR 49-27
 10-3-09..... A UNR 63-28

NORTH DAKOTA (1-1-1)
 11-13-71..... H TIE 17-17
 11-11-72..... H ND 17-13
 11-12-77..... H UNLV 38-14

NORTH TEXAS (4-0)
 11-1-86..... H UNLV 27-26
 11-4-95..... H UNLV 34-24
 9-2-99..... A UNLV 26-3
 9-16-00..... H UNLV 38-0

NORTHERN ARIZONA (5-2)
 11-16-71..... A NAU 20-7
 11-10-73..... H UNLV 42-14
 9-21-74..... A UNLV 31-14
 11-1-75..... H UNLV 34-21
 10-23-76..... A NAU 31-28
 10-1-77..... H UNLV 20-16
 9-19-92..... H UNLV 40-7

NORTHERN COLORADO (1-0)
 10-6-79..... H UNLV 35-31

NORTHERN ILLINOIS (0-3)
 11-28-87..... H NIU 34-31
 10-21-89..... A NIU 42-24
 10-7-95..... A NIU 62-14

NORTHERN IOWA (1-0)
 9-13-75..... H UNLV 48-10

NORTHWESTERN (0-2)
 9-5-98..... A NW 41-7
 9-7-01..... H NW 37-28

OHIO UNIVERSITY (1-0)
 9-24-88..... H UNLV 26-18

OREGON (0-2)
 10-25-80..... A OU 32-9
 9-26-92..... A OU 59-6

OREGON STATE (3-1)
 10-1-83..... A UNLV 35-21
 9-15-90..... A UNLV 45-20
 9-14-91..... H UNLV 23-9
 10-14-02..... A OSU 47-17
 9-12-09..... H OSU 23-21

OREGON TECH (1-0)
 10-3-70..... H UNLV 56-0

PACIFIC (8-4)
 10-9-76..... A UOP 38-13
 10-2-82..... A UOP 29-27
 9-17-83..... H UNLV 28-7
 10-20-84..... A UNLV 35-21
 10-12-85..... H UNLV 24-14
 10-11-86..... A UOP 21-15
 11-21-87..... H UNLV 30-24
 10-8-88..... A UNLV 30-16
 10-7-89..... H UNLV 30-7
 9-29-90..... A UNLV 37-28
 11-23-91..... H UOP 44-23
 10-3-92..... A UNLV 21-17

PORTLAND STATE (1-0)
 9-13-86..... H UNLV 51-14

PRAIRIE VIEW A&M (1-0)
 10-12-74..... H UNLV 63-28

RICE (0-2)
 9-2-95..... A RICE 38-0
 11-14-98..... A RICE 38-16

SACRAMENTO STATE (1-0)
 9-5-09..... H UNLV 38-3

SAINT MARY'S (1-0)
 9-14-68..... H UNLV 27-20

SAN DIEGO STATE (7-11)
 10-22-77..... A SDSU 31-7
 10-11-80..... A UNLV 28-17
 11-14-81..... H SDSU 38-20
 9-25-82..... A SDSU 26-23
 10-27-83..... H UNLV 28-10
 11-3-84..... A UNLV 30-14
 11-16-96..... H UNLV 44-42
 10-18-97..... A SDSU (OT) 20-17
 11-20-99..... H SDSU 37-7
 11-25-00..... A UNLV 31-24
 10-13-01..... H UNLV 31-3
 10-26-02..... A SDSU 31-21
 11-8-03..... H SDSU 7-0
 11-20-04..... A SDSU 21-3
 10-8-05..... H UNLV 13-10
 11-11-06..... A SDSU 21-7
 11-10-07..... H SDSU 38-30
 11-22-08..... A SDSU 42-21
 11-28-09..... H UNLV 28-24

SAN FRANCISCO (1-0)
 9-28-68..... A UNLV 23-7

SAN JOSE STATE (5-11-1)
 9-5-81..... A UNLV 16-6
 10-30-82..... H SJSU 48-14
 9-10-83..... A SJSU 31-26
 9-8-84..... H UNLV 30-15
 11-23-85..... A TIE 16-16
 10-18-86..... H SJSU 23-20
 10-24-87..... A SJSU 48-24
 11-19-88..... H SJSU 42-0
 11-25-89..... A SJSU 38-28
 9-22-90..... H SJSU 47-13
 11-2-91..... A SJSU 55-12
 10-31-92..... H UNLV 35-31
 11-13-93..... A UNLV 28-14
 10-29-94..... H UNLV 23-10
 10-14-95..... A SJSU 52-14
 11-23-96..... A SJSU 31-28
 11-22-97..... H SJSU (OT) 55-48

SANTA CLARA (4-2)
 10-11-69..... H SCU 26-13
 10-31-70..... A UNLV 35-25
 10-9-71..... H UNLV 23-14
 10-14-72..... A SCU 28-14
 11-3-73..... A UNLV 31-15
 10-5-74..... H UNLV 51-19

SOUTH DAKOTA (1-0)
 9-18-76..... H UNLV 28-26

SOUTH DAKOTA STATE (2-0)
 11-9-74..... H UNLV 24-21
 11-8-75..... H UNLV 38-23

SOUTHERN CALIFORNIA (0-1)
 10-4-97..... A USC 35-21

SOUTHERN METHODIST (0-2)
 12-1-84..... H SMU 38-21
 10-24-98..... A SMU 10-7

SOUTHERN UTAH STATE (3-0)
 11-2-68..... H UNLV 26-17
 10-4-69..... A UNLV 30-12
 9-19-70..... H UNLV 28-6

TCU (1-7)
 11-2-96..... A TCU 42-34
 10-11-97..... H UNLV 21-19
 11-21-98..... H TCU 41-18
 11-12-05..... A TCU 51-3
 11-4-06..... H TCU 25-10
 11-17-07..... A TCU 34-10
 11-1-08..... H TCU 44-14
 10-31-09..... A TCU 41-0

TENNESSEE (0-2)
 8-31-96..... A UT 62-3
 9-5-04..... A UT 42-17

TENNESSEE STATE (1-0)
 11-9-79..... H UNLV 36-28

TENNESSEE TECH (1-0)
 9-7-85..... H UNLV 35-7

TEXAS-EL PASO (5-2)
 11-18-78..... H UNLV 27-0
 9-22-79..... A UTEP 17-15
 10-18-80..... H UNLV 53-14
 11-28-81..... A UNLV 27-20
 10-9-82..... H UNLV 28-21
 9-12-92..... H UNLV 19-17
 9-11-93..... A UTEP 41-24

TOLEDO (2-1)
 12-15-84..... N UNLV 30-13
 10-21-02..... A TOL 38-21
 8-29-03..... H UNLV 28-18

TROY (1-0)
 9-17-77..... H UNLV 35-28

TULSA (0-3)
 10-29-88..... H TULSA 33-7
 10-15-94..... A TULSA 44-22
 10-31-98..... H TULSA 20-16

UC RIVERSIDE (1-2)
 11-1-69..... H UNLV 36-6
 10-10-70..... A UCR 21-19
 9-30-72..... H UCR 14-7

UC SAN DIEGO (1-0)
 11-16-68..... H UNLV 27-6

UTAH (2-13)
 10-20-79..... H UNLV 43-41
 9-20-80..... A UTAH 45-29
 10-24-81..... H UTAH 69-28
 10-16-82..... A UTAH 24-14
 9-25-99..... H UTAH 52-14
 11-4-00..... A UTAH 38-16
 11-3-01..... H UTAH 42-14
 11-09-02..... A UTAH 28-17
 10-18-03..... H UTAH 28-10
 10-23-04..... A UTAH 63-28
 10-22-05..... H UTAH 42-32
 10-28-06..... A UTAH 45-23
 9-22-07..... H UNLV 27-0
 9-6-08..... A UTAH 42-21
 10-17-09..... H UTAH 35-15



ALL-TIME SERIES HISTORY

UTAH STATE (7-12)		
9-25-71	A	USU 27-7
9-29-73	H	USU 7-3
10-22-83	H	UNLV 28-10
11-17-84	A	UNLV 36-20
10-5-85	H	UNLV 14-7
10-25-86	A	USU 7-6
10-10-87	H	UNLV 28-27
11-5-88	A	USU 17-10
11-18-89	H	USU 27-22
10-27-90	A	USU 31-6
11-9-91	H	USU 27-14
11-7-92	A	USU 48-8
10-23-93	H	USU 33-26
9-24-94	A	UNLV 23-21
11-11-95	H	USU 42-0
9-25-04	H	USU 31-21
9-24-05	A	USU 31-24
8-30-07	A	UNLV 23-16
8-30-08	H	UNLV 27-17

WASHINGTON STATE (0-4)		
9-9-78	A	WSU 34-7
9-24-83	A	WSU 41-28
9-6-86	A	WSU 34-14
9-28-91	H	WSU 40-13

WEBER STATE (5-2)		
10-23-71	H	WSC 30-17
10-28-72	A	WSC 30-0
9-14-74	A	UNLV 28-10
11-15-75	H	UNLV 38-14
9-25-76	A	UNLV 33-16
10-15-77	H	UNLV 26-13
9-9-89	H	UNLV 16-12

WEST TEXAS A&M (0-1)		
9-19-81	H	WTSU 21-17

WESTERN ILLINOIS (1-1)		
9-9-72	H	WIU 35-28
10-8-77	H	UNLV 59-29

WESTMINSTER (1-0)		
10-5-68	H	UNLV 27-7

WICHITA STATE (1-0)		
9-22-84	H	UNLV 38-21

WISCONSIN (2-6)		
9-21-85	A	UW 26-23
9-20-86	H	UNLV 17-7
9-14-96	H	UW 52-17
9-19-98	A	UW 52-7
8-31-02	H	UW 27-7
9-13-03	A	UNLV 23-5
9-11-04	A	UW 18-3
9-8-07	H	UW 20-13

WISCONSIN-MILWAUKEE (1-0)		
10-20-73	H	UNLV 35-24

WYOMING (9-9)		
11-11-78	H	UNLV 12-10
10-27-79	A	UNLV 28-24
11-8-80	H	UNLV 33-26
10-3-81	A	WYO 45-21
9-28-96	H	WYO 33-21
11-8-97	A	WYO 35-23
10-17-98	H	WYO (OT) 28-25
10-9-99	A	UNLV 35-32

10-21-00	H	UNLV 42-23
10-27-01	A	UNLV 47-26
11-02-02	H	UNLV (OT) 49-48
8-31-03	A	UNLV 35-24
11-6-04	H	WYO (3OT) 53-45
10-1-05	A	WYO 42-17

11-18-06	H	WYO 34-26
10-27-07	A	WYO 29-24
11-13-08	H	UNLV 22-14
9-26-09	A	WYO 30-27



UNLV made its first ABC-TV appearance in the NCAA Div. II Grantland Rice Bowl vs. Delaware on Dec. 7, 1974.

RECORDS VS. CONFERENCES


ATLANTIC 10 (0-1, .000)		Delaware 0-1
ATLANTIC COAST (0-2, .000)		Clemson 0-1 Miami (FL) 0-1
BIG 12 (3-10, .231)		Baylor 1-2 Iowa State 1-4 Kansas 1-1 Kansas State 0-2 Nebraska 0-1
BIG SKY (24-7, .774)		Idaho State 5-2 Montana 4-1 Montana State 2-0 Northern Arizona 5-2 Northern Colorado 1-0 Portland State 1-0 Sacramento State 1-0 Weber State 5-2

BIG TEN (2-8, .200)		Northwestern 0-2 Wisconsin 2-6
CONFERENCE USA (6-11, .353)		Houston 0-2 Marshall 1-0 Rice 0-2 Southern Methodist 0-2 Texas-El Paso 5-2 Tulsa 0-3
MISSOURI VALLEY (3-2, .600)		Illinois State 1-0 Northern Iowa 1-0 Missouri State 0-1 Western Illinois 1-1
MID-AMERICAN (6-7, .462)		Akron 0-1 Central Michigan 2-1 Eastern Michigan 1-1 Northern Illinois 0-3 Ohio University 1-0 Toledo 2-1

MOUNTAIN WEST (40-86-1, .319)		Air Force 4-12 Brigham Young 3-14 Colorado State 5-12-1 New Mexico 8-9 San Diego State 8-11 TCU 1-7 Utah 2-13 Wyoming 9-9
OHIO VALLEY (2-0, 1.000)		Tennessee State 1-0 Tennessee Tech 1-0
PAC-10 (4-10, .286)		Arizona 0-1 Arizona State 1-0 Oregon 0-2 Oregon State 3-2 Southern California 0-1 Washington State 0-4
SOUTHEASTERN (1-4, .200)		Arkansas 1-1 Ole Miss 0-1 Tennessee 0-2

SWAC SOUTHWESTERN ATHLETIC CONFERENCE		SOUTHWESTERN ATHLETIC (3-0, 1.000) Alcorn State 1-0 Jackson State 1-0 Prairie View A&M 1-0
SUN BELT (6-4, .600)		Arkansas State 1-0 Louisiana-Lafayette 0-4 Louisiana-Monroe 1-0 North Texas 4-0
WESTERN ATHLETIC (55-64-1, .462)		Boise State 3-3 Fresno State 4-11 Hawaii 7-12 Idaho 3-2 Louisiana Tech 2-0 Nevada, Reno 15-20 New Mexico State 9-3 San Jose State 5-11-1 Utah State 7-12

ALL-TIME RESULTS



BILL IRELAND (1968-72)


A pioneer in Rebel Athletics, Bill Ireland was UNLV's first football coach and helped shape the school's entire athletic department. After posting four winning seasons

in his five years on the field, including an 8-1 record in his first campaign, Ireland stepped down to serve as UNLV's Director of Athletics from 1973-1980. He went on to serve as the executive director of the UNLV Hall of Fame and as an executive consultant for the Las Vegas Bowl. Ireland passed away July 31, 2007, at the age of 80.

Seasons	W	L	T	PCT
5	26	23	1	.530

1968 (8-1) — Coach: Bill Ireland Home: 6-1 • Road: 2-0

Sep. 14	ST. MARY'S	W	27-20
Sep. 21	at Azusa Pacific	W	29-8
Sep. 28	at San Francisco	W	23-7
Oct. 5	WESTMINSTER	W	27-7
Oct. 19	SOUTHERN COLORADO (hc)	W	25-21
Oct. 26	CAL TECH	W	69-0
Nov. 2	SOUTHERN UTAH STATE	W	26-17
Nov. 16	UC SAN DIEGO	W	27-6
Nov. 23	CAL LUTHERAN	L	13-17
			266-103



First QB Bill Casey led Nevada Southern in 1968.

1969 (6-4) — Coach: Bill Ireland Home: 4-2 • Road: 2-2

Sep. 20	CAL LUTHERAN	L	0-26
Sep. 27	LaVERNE	W	39-26
Oct. 4	at Southern Utah State	W	30-12
Oct. 11	SANTA CLARA	L	13-26
Oct. 18	at Azusa Pacific	W	35-13
Oct. 25	at Hawaii	L	19-57
Nov. 1	UC RIVERSIDE (hc)	W	36-6
Nov. 8	IDAHO STATE	W	35-31
Nov. 15	HIRAM SCOTT COLLEGE	W	36-28
Nov. 22	at Nevada, Reno	L	28-30
			271-255

1970 (6-4) — Coach: Bill Ireland Home: 4-2 • Road: 2-2


Sep. 19	SOUTHERN UTAH STATE	W	28-6
Sep. 26	at Idaho State	L	34-64
Oct. 3	OREGON TECH	W	56-0
Oct. 10	at UC Riverside	L	19-21
Oct. 17	CAL STATE LOS ANGELES	L	20-21
Oct. 22	at Cal State Fullerton	W	20-10
Oct. 31	at Santa Clara	W	35-25
Nov. 7	HAWAII	L	21-28
Nov. 14	MONTANA STATE	W	38-36
Nov. 26	NEVADA, RENO (hc)	W	42-30
			313-241

1971 (5-4-1) — Coach: Bill Ireland Home: 4-2-1 • Road: 1-2

Sep. 18	ADAMS STATE COLLEGE	W	38-0	6,200
Sep. 25	at Utah State	L	7-27	10,640
Oct. 9	SANTA CLARA	W	23-14	6,000
Oct. 16	at Northern Arizona	L	7-20	4,500
Oct. 23	WEBER STATE	L	17-30	10,200
Oct. 30	NEW MEX. HIGHLANDS (hc)	W	55-31	5,500
Nov. 6	CAL POLY-SLO	L	3-13	5,000
Nov. 13	NORTH DAKOTA	T	17-17	7,600
Nov. 20	at Nevada, Reno	W	24-13	5,200
Nov. 27	NAT'L. UNIV. OF MEXICO	W	63-6	5,500
			254-171	66,340

1972 (1-10) — Coach: Bill Ireland Home: 1-6 • Road: 0-4

Sep. 9	WESTERN ILLINOIS	L	28-35	8,800
Sep. 16	at Boise State	L	16-36	14,000
Sep. 23	CAL STATE LOS ANGELES	W	31-0	6,245
Sep. 30	UC RIVERSIDE	L	7-14	6,180
Oct. 7	MISSOURI SOUTHERN	L	0-7	5,124
Oct. 14	at Santa Clara	L	14-28	4,265
Oct. 21	CAL STATE FULLERTON	L	20-30	5,980
Oct. 28	at Weber State	L	0-30	6,723
Nov. 4	at Miami (Fla.)	L	7-51	24,387
Nov. 11	NORTH DAKOTA	L	13-17	3,298
Nov. 18	NEVADA, RENO (hc)	L	13-41	5,186
			149-289	90,188



RON MEYER (1973-75)

The owner of the best career winning percentage among UNLV coaches, Ron Meyer led the Rebels to the 1974 NCAA Division II playoffs after an undefeated regular season. After three straight winning campaigns, Meyer left for SMU then an NFL coaching career that included stops in New England and Indianapolis. Meyer spent a season as head coach of the CFL's Las Vegas Posse in 1994 and led the Chicago XFL franchise in 2001.

Seasons	W	L	T	PCT
3	27	8	0	.771

1973 (8-3) — Coach: Ron Meyer Home: 7-1 • Road: 1-2

Sep. 8	ST. COLLEGE OF ARKANSAS	W	38-6	7,854
Sep. 15	CAL STATE LOS ANGELES	W	42-7	7,023
Sep. 21	MARSHALL	W	31-9	9,186
Sep. 29	UTAH STATE	L	3-7	12,486
Oct. 6	NORTHEAST LOUISIANA	W	26-0	8,623
Oct. 13	BOISE STATE	W	24-19	12,642
Oct. 20	WISCONSIN-MILWAUKEE (hc)	W	35-24	11,738
Oct. 27	at Hawaii	L	29-31	23,011
Nov. 3	at Santa Clara	W	31-15	6,310
Nov. 10	NORTHERN ARIZONA	W	42-14	12,124
Nov. 17	at Nevada, Reno	L	3-19	7,014
			304-151	118,011


1974 (12-1) — Coach: Ron Meyer Home: 10-0 • Road: 2-0 • Neutral: 0-1

Sep. 14	at Weber State	W	28-10	11,013
Sep. 21	at Northern Arizona	W	31-14	7,800
Sep. 28	MONTANA	W	20-17	11,524
Oct. 5	SANTA CLARA	W	51-19	11,112
Oct. 12	PRAIRIE VIEW A&M	W	63-28	8,915
Oct. 19	BOISE STATE	W	37-35	(SO)18,631
Oct. 26	HAWAII	W	33-8	15,418
Nov. 2	NEW MEXICO HIGHLANDS	W	52-14	5,587
Nov. 9	SOUTH DAKOTA STATE	W	24-21	9,672
Nov. 16	NEVADA, RENO (hc)	W	28-7	(SO)17,119
Nov. 23	IDAHO STATE	W	31-7	8,654
Nov. 30	ALCORN STATE +	W	35-22	12,689
Dec. 7	Delaware ++	L	11-49	10,000
			444-251	#125,445

+NCAA Division II Playoffs
++Grantland Rice Bowl at Baton Rouge, LA
#Does not include NCAA Playoffs

1975 (7-4) — Coach: Ron Meyer Home: 6-1 • Road: 1-3


Sep. 13	NORTHERN IOWA	W	48-10	13,885
Sep. 20	at Idaho State	L	7-15	10,510
Sep. 27	at Montana	L	20-21	7,800
Oct. 4	JACKSON STATE	W	39-2	15,178
Oct. 11	NEBRASKA-OMAHA	W	35-6	13,924
Oct. 18	at Boise State	L	21-34	20,000
Oct. 25	IDAHO (hc)	L	7-39	12,451
Nov. 1	NORTHERN ARIZONA	W	34-21	9,048
Nov. 8	SOUTH DAKOTA STATE	W	38-23	10,085
Nov. 15	WEBER STATE	W	38-14	9,530
Nov. 22	at Nevada, Reno	W	45-7	5,800
			332-192	128,211



Originally called Las Vegas Stadium, the current home of the Rebels lacked neighbors when it opened in 1971.



ALL-TIME RESULTS



TONY KNAP (1976-81)

Serving longest as the head man for the Rebels, Tony Knap came to UNLV from Boise State in 1976. In his six seasons, Knap led the Rebels to an NCAA Division II playoff appearance in 1976, a move to the Division I level in 1978 and a stunning road upset of No. 8 Brigham Young in 1981, perhaps the greatest game in school history. Knap is retired and lives in Walla Walla, Wash.

Seasons	W	L	T	PCT
6	47	20	2	.696

1976 (9-3) — Coach: Tony Knap Home: 8-0 • Road: 1-3

Sep. 11	MONTANA	W	21-19	13,848
Sep. 18	SOUTH DAKOTA	W	28-26	13,031
Sep. 25	at Weber State	W	33-16	13,602
Oct. 2	IDAHO STATE	W	31-17	13,702
Oct. 9	at Pacific	L	13-38	9,327
Oct. 16	NEBRASKA-OMAHA	W	63-42	13,213
Oct. 23	at Northern Arizona	L	28-31	6,860
Oct. 30	CAL POLY-SAN LUIS OBISPO	W	28-10	11,138
Nov. 6	BOISE STATE	W	31-26	14,066
Nov. 13	MISSOURI SOUTHERN	W	28-3	11,320
Nov. 20	NEVADA, RENO (hc)	W	49-33	14,270
Nov. 27	at Akron +	L	6-27	6,562
				359-288
				140,939

+NCAA Division II Playoffs

1977 (9-2) — Coach: Tony Knap Home: 6-0 • Road: 3-2

Sep. 10	at Montana	W	15-13	6,500
Sep. 17	TROY STATE	W	35-28	13,424
Sep. 24	at Boise State	L	14-45	20,575
Oct. 1	NORTHERN ARIZONA	W	20-16	13,497
Oct. 8	WESTERN ILLINOIS	W	59-29	11,798
Oct. 15	WEBER STATE	W	26-13	13,918
Oct. 22	at San Diego State	L	7-31	39,109
Oct. 29	CAL STATE FULLERTON	W	24-21	11,663
Nov. 5	at Idaho	W	35-14	7,400
Nov. 12	NORTH DAKOTA (hc)	W	38-14	(SO)17,238
Nov. 19	at Nevada, Reno	W	27-12	10,412
				300-236
				165,534

1978 (7-4)* — Coach: Tony Knap Home: 6-1 • Road: 1-2 • Neutral: 0-1

Sep. 9	at Washington State	L	7-34	25,250
Sep. 16	NEVADA, RENO	L	14-23	20,910
Sep. 23	at New Mexico	L	0-24	17,291
Oct. 7	IDAHO	W	53-14	18,944
Oct. 14	HAWAII	W	30-20	17,010
Oct. 21	at Colorado State	W	33-6	21,585
Oct. 28	MONTANA	W	25-16	17,058
Nov. 11	WYOMING	W	12-10	18,374
Nov. 18	TEXAS-EL PASO (hc)	W	27-0	15,610
Nov. 25	CAL STATE FULLERTON	W	24-7	14,896
Dec. 2	BYU +	L	24-28	27,500
				249-182
				214,428

*UNLV's first Division I season
+at Yokohama, Japan

1979 (9-1-2) — Coach: Tony Knap Home: 5-0-2 • Road: 4-1

Sep. 8	CAL STATE FULLERTON	W	35-14	20,881
Sep. 15	at Nevada, Reno	W	26-21	12,751
Sep. 22	at Texas-El Paso	L	15-17	27,400
Sep. 29	at Hawaii	W	48-31	44,143
Oct. 6	NORTHERN COLORADO	W	35-31	20,925
Oct. 13	NEW MEXICO (hc)	W	28-20	22,201
Oct. 20	UTAH	W	43-41	24,782
Oct. 27	at Wyoming	W	28-24	13,637
Nov. 3	at Fresno State	W	31-28	8,143
Nov. 9	TENNESSEE STATE	W	36-28	26,431
Nov. 17	COLORADO STATE	T	21-21	24,607
Nov. 23	LAMAR	T	24-24	19,818
				370-300
				265,719

1980 (7-4) — Coach: Tony Knap Home: 4-2 • Road: 3-2

Sep. 13	FRESNO STATE	W	35-6	19,085
Sep. 20	at Utah	L	29-45	23,645
Sep. 27	at Colorado State	W	56-15	25,972
Oct. 4	CAL STATE FULLERTON	W	36-17	21,974
Oct. 11	at San Diego State	W	28-17	28,212
Oct. 18	TEXAS-EL PASO	W	53-14	20,552
Oct. 25	at Oregon	L	9-32	31,651
Nov. 1	at New Mexico	W	72-7	14,250
Nov. 8	WYOMING (hc)	W	33-26	20,277
Nov. 15	HAWAII	L	19-24	27,239
Nov. 29	BYU (No. 12/13)	L	14-54	31,406
				384-257
				264,263

1981 (6-6) — Coach: Tony Knap Home: 3-3 • Road: 3-3

Sep. 5	at San Jose State	W	16-6	17,112
Sep. 12	NEW MEXICO	W	49-42	25,605
Sep. 19	WEST TEXAS STATE	L	17-21	24,560
Sep. 26	LONG BEACH STATE	W	32-31	25,080
Oct. 3	at Wyoming	L	21-45	23,793
Oct. 10	at BYU (No. 8/8)	W	45-41	39,852
Oct. 24	UTAH	L	28-69	27,883
Oct. 31	at Hawaii	L	21-57	46,153
Nov. 7	at Fresno State	L	26-42	16,241
Nov. 14	SAN DIEGO STATE (hc)	L	20-38	23,090
Nov. 21	AIR FORCE	W	24-21	22,574
Nov. 28	at Texas-El Paso	W	27-20	3,214
				326-433
				295,157



HARVEY HYDE (1982-85)

Leading the Rebels into conference play for the first time was four-year coach Harvey Hyde. Then called the Pacific Coast Athletic Association, the Big West welcomed UNLV in 1982. Hyde also led the Rebels to their first bowl appearance when UNLV downed Toledo 30-12 in the 1984 California Bowl. Hyde is currently a sports radio personality in both Las Vegas and Southern California.

Seasons	W	L	T	PCT
4	26	19	1	.576

1982 (3-8/1-5 BWC/6th) — Coach: Harvey Hyde Home: 2-3 • Road: 1-5

Sep. 2	BYU (No. RV/19)	L	0-27	26,769
Sep. 18	at New Mexico	L	21-49	20,197
Sep. 25	at San Diego State	L	23-26	24,207
Oct. 2	*at Pacific	L	27-29	9,500
Oct. 9	TEXAS-EL PASO	W	28-21	17,289
Oct. 16	*at Utah	L	14-24	26,182
Oct. 30	*SAN JOSE STATE (hc)	L	14-48	13,487
Nov. 6	at Colorado State	W	36-31	19,108
Nov. 13	*at Long Beach State	L	13-24	4,660
Nov. 20	*FRESNO STATE	L	28-30	15,528
Nov. 27	*CAL STATE FULLERTON	W	42-23	12,923
				246-332
				189,850

*Big West Conference games

1983 (7-4/4-2 BWC/2nd) — Coach: Harvey Hyde Home: 4-2 • Road: 3-2

Sep. 3	NEVADA-RENO	W	28-18	16,168
Sep. 10	*at San Jose State	L	26-31	15,127
Sep. 17	*PACIFIC	W	28-7	16,146
Sep. 24	at Washington State	L	28-41	16,500
Oct. 1	at Oregon State	W	35-21	26,500
Oct. 15	HAWAII	L	0-23	16,520
Oct. 22	*UTAH STATE (hc)	W	28-10	12,300
Oct. 27	SAN DIEGO STATE	W	28-10	14,275
Nov. 5	*at Fresno State	W	20-7	24,054
Nov. 12	*at Cal State Fullerton	W	13-0	5,000
Nov. 19	*LONG BEACH STATE	L	21-24	17,955
				255-192
				180,545

*Big West Conference games



ESPN's Kenny Mayne was a senior QB for the Rebels in 1981.



ALL-TIME RESULTS

1984 (#11-2/7-0 BWC/1st) — Coach: Harvey Hyde Home: 5-1 • Road: 5-1 • Neutral: 1-0

Sep. 8	*SAN JOSE STATE	W	30-15	21,360
Sep. 15	*at New Mexico State	W	28-21	15,587
Sep. 22	WICHITA STATE	W	38-21	17,481
Sep. 29	at Hawaii	L	12-16	41,904
Oct. 6	*at Long Beach State	W	41-23	7,216
Oct. 13	IDAHO STATE	W	33-20	17,755
Oct. 20	*at Pacific	W	35-21	17,500
Nov. 3	at San Diego State	W	30-14	16,883
Nov. 10	*CS FULLERTON (hc) (No. RV/20)	W	26-20	25,678
Nov. 17	*at Utah State	W	36-20	6,279
Nov. 24	*FRESNO STATE	W	27-13	12,155
Dec. 1	SMU (No. 10/10)	L	21-38	23,639
Dec. 15	+Toledo	W	30-13	21,741
				387-255
				245,178


*Big West Conference games
+California Bowl at Fresno, CA

Victories later forfeited by rule of conference but recognized by NCAA

1985 (5-5-1/4-2-1 BWC/3rd) — Coach: Harvey Hyde Home: 4-2 • Road: 1-3-1

Sep. 7	TENNESSEE TECH	W	35-7	22,123
Sep. 14	*at Fresno State	L	6-26	33,754
Sep. 21	at Wisconsin	L	23-26	68,123
Sep. 28	*LONG BEACH STATE	L	24-28	21,816
Oct. 5	*UTAH STATE	W	14-7	16,002
Oct. 12	*PACIFIC	W	24-14	19,970
Oct. 19	*at Cal State Fullerton	W	10-6	8,110
Oct. 26	SOUTHWESTERN LA. (hc)	L	13-20	16,269
Oct. 31	*NEW MEXICO STATE	W	17-12	16,263
Nov. 16	at Nevada, Reno	L	7-48	13,417
Nov. 23	*at San Jose State	T	16-16	16,233
				189-210
				252,080

*Big West Conference games



WAYNE NUNNELY (1986-89)

A UNLV running back in 1971-72 under Coach Bill Ireland, Wayne Nunnely is the only former Rebel player to become a head coach at the school and went on to post a winning season in his first year at the helm. Nunnely has since built a career as a highly respected NFL assistant and is currently with the Denver Broncos.

Seasons	W	L	T	PCT
4	19	25	0	.432

1986 (6-5/3-4 BWC/T4th) — Coach: Wayne Nunnely Home: 4-2 • Road: 2-3

Sep. 6	at Washington State	L	14-34	17,000
Sep. 13	PORTLAND STATE	W	51-14	12,561
Sep. 20	WISCONSIN	W	17-7	(S0)32,207
Sep. 27	*CAL STATE FULLERTON	W	40-23	20,101
Oct. 11	*at Pacific	L	15-21	11,500
Oct. 18	*SAN JOSE STATE (hc)	L	20-23	17,522
Oct. 25	*at Utah State	L	6-7	11,270
Nov. 1	NORTH TEXAS STATE	W	27-26	12,131
Nov. 6	*FRESNO STATE	L	7-36	8,940
Nov. 15	*at New Mexico State	W	58-42	9,283
Nov. 22	*at Long Beach State	W	31-8	5,197
				286-241
				157,712

*Big West Conference games

1987 (5-6/4-3 BWC/T2nd) — Coach: Wayne Nunnely Home: 4-2 • Road: 1-4

Sep. 12	at Southwestern Louisiana	L	10-21	16,241
Sep. 19	BAYLOR	L	14-21	27,128
Oct. 3	NEVADA, RENO	W	24-19	25,584
Oct. 10	*UTAH STATE	W	28-27	23,363
Oct. 17	*at Cal State Fullerton	L	14-28	6,019
Oct. 24	*at San Jose State	L	24-48	20,108
Oct. 31	*at Fresno State	L	10-45	31,595
Nov. 7	*LONG BEACH STATE (hc)	W	30-17	16,071
Nov. 14	*at New Mexico State	W	29-6	4,219
Nov. 21	*PACIFIC	W	30-24	14,500
Nov. 28	NORTHERN ILLINOIS	L	31-34	14,650
				244-290
				199,478

*Big West Conference games

1988 (4-7/3-4 BWC/T5th) — Coach: Wayne Nunnely Home: 2-4 • Road: 2-3


Sep. 3	at Baylor	L	3-27	25,610
Sep. 17	*CAL STATE FULLERTON	L	10-20	18,865
Sep. 24	OHIO UNIVERSITY	W	26-18	16,266
Oct. 1	at Nebraska (No. 9/9)	L	6-48	76,398
Oct. 8	*at Pacific	W	30-16	6,233
Oct. 15	*NEW MEXICO STATE (hc)	W	28-20	18,729
Oct. 29	TULSA	L	7-33	18,425
Nov. 5	*at Utah State	L	10-17	8,606
Nov. 12	*FRESNO STATE	L	14-31	23,408
Nov. 19	*SAN JOSE STATE	L	0-42	3,260
Nov. 26	*at Long Beach State	W	42-41	2,014
				176-313
				217,814

*Big West Conference games

1989 (4-7/3-4 BWC/5th) — Coach: Wayne Nunnely Home: 4-2 • Road: 0-5

Sep. 2	HOUSTON	L	0-69	22,416
Sep. 9	WEBER STATE	W	16-12	17,718
Sep. 23	*NEW MEXICO STATE	W	26-14	13,164
Sep. 30	*at Cal State Fullerton	L	20-34	3,930
Oct. 7	*PACIFIC (hc)	W	30-7	15,030
Oct. 21	at Northern Illinois	L	24-42	16,352
Oct. 28	*at Fresno State	L	17-31	32,302
Nov. 4	*LONG BEACH STATE	W	43-21	16,562
Nov. 11	at Nevada, Reno	L	7-45	16,545
Nov. 18	*UTAH STATE	W	22-27	17,710
Nov. 25	*at San Jose State	L	28-38	3,479
				233-340
				175,208

*Big West Conference games



JIM STRONG (1990-93)

Former Notre Dame offensive coordinator Jim Strong became the sixth head coach in UNLV history in 1990 and led the Rebels for four seasons. Strong's 1992 team, featuring two future NFL linemen, posted the program's first winning season since 1986 with a 6-5 record. Strong currently is a businessman in the Midwest.

Seasons	W	L	T	PCT
4	17	27	0	.386

1990 (4-7/3-4 BWC/5th) — Coach: Jim Strong Home: 1-4 • Road: 3-3

Sep. 1	SW MISSOURI STATE	L	24-31	17,659
Sep. 8	at Houston	L	9-37	20,138
Sep. 15	at Oregon State	W	45-20	17,272
Sep. 22	*SAN JOSE STATE	L	13-47	18,934
Sep. 29	*at Pacific	W	37-28	6,376
Oct. 6	*CAL STATE FULLERTON	W	29-10	17,526
Oct. 13	*at New Mexico State	W	24-20	10,267
Oct. 20	NEVADA, RENO (hc)	L	14-26	22,402
Oct. 27	*at Utah State	L	6-31	15,273
Nov. 3	*FRESNO STATE	L	18-45	16,846
Nov. 17	*at Long Beach State	L	20-29	4,649
				239-324
				167,342

* Big West Conference games

1991 (4-7/2-5 BWC/T5th) — Coach: Jim Strong Home: 2-4 • Road: 2-3

Sep. 7	at Nevada-Reno	L	8-50	24,123
Sep. 14	OREGON STATE	W	23-9	19,141
Sep. 21	at New Mexico	W	23-22	16,679
Sep. 28	WASHINGTON STATE	L	13-40	20,628
Oct. 5	*LONG BEACH STATE (hc)	L	19-34	20,090
Oct. 12	*at Cal State Fullerton	W	25-3	3,012
Oct. 26	*at Fresno State	L	22-48	30,866
Nov. 2	*at San Jose State	L	12-55	16,524
Nov. 9	*UTAH STATE	L	14-27	11,787
Nov. 16	*NEW MEXICO STATE	W	38-28	13,729
Nov. 23	*PACIFIC	L	23-44	13,515
				220-360
				190,094

*Big West Conference games

1992 (6-5/3-3 BWC/T4th) — Coach: Jim Strong Home: 5-1 • Road: 1-4

Sep. 12	TEXAS-EL PASO	W	19-17	15,176
Sep. 19	NORTHERN ARIZONA	W	40-7	15,584
Sep. 26	at Oregon	L	6-59	29,508
Oct. 3	*at Pacific	W	21-17	12,452
Oct. 10	*at New Mexico State	L	10-40	20,213
Oct. 17	*NEVADA, RENO (hc)	L	10-14	25,409
Oct. 24	at Hawaii	L	25-55	43,665
Oct. 31	*SAN JOSE STATE	W	35-31	9,372
Nov. 7	*at Utah State	L	8-48	10,280
Nov. 21	MONTANA STATE	W	36-7	9,444
Nov. 28	*CAL STATE FULLERTON	W	33-16	3,507
				243-311
				194,610

*Big West Conference games



Four of UNLV's 10 all-time head coaches: (L-R) the late Bill Ireland, Ron Meyer, Tony Knap and Harvey Hyde




ALL-TIME RESULTS

1993 (3-8/2-4 BWC/T6th) — Coach: Jim Strong Home: 1-4 • Road 2-4

Sep. 4	at Clemson (No. 22/21)	L 14-24	65,000
Sep. 11	at Texas-El Paso	L 24-41	39,612
Sep. 18	CENTRAL MICHIGAN	W 33-20	14,056
Sep. 25	at Kansas State	L 20-36	25,817
Oct. 2	*at Nevada, Reno	L 14-49	26,866
Oct. 9	CAL STATE NORTHBRIDGE	L 18-24	10,380
Oct. 23	*UTAH STATE (hc)	L 26-33	12,284
Oct. 30	*NEW MEXICO STATE	L 40-52	8,032
Nov. 6	*at Louisiana Tech	W 28-23	17,200
Nov. 13	*at San Jose State	W 28-14	8,769
Nov. 20	*SOUTHWESTERN LA.	L 14-31	7,721
		259-347	235,737

*Big West Conference games



JEFF HORTON
(1994-98)

A former coach of arch-rival Nevada, Reno, Jeff Horton took over UNLV in 1994 and led the Rebels to a stunning victory over the Wolf Pack, a share of the league title and a Las Vegas Bowl championship in his first season. His five-year stay ties him for the third-longest stint at the school. After moving on to coach at Wisconsin, Horton became an assistant coach with the NFL's Detroit Lions before moving on to the University of Minnesota.

Seasons	W	L	T	PCT
5	13	44	0	.228

1994 (7-5/5-1 BWC/T1st) — Coach: Jeff Horton Home: 5-2 • Road: 2-3

Sep. 3	EASTERN MICHIGAN	W 17-3	10,756
Sep. 10	at Central Michigan	L 23-35	20,316
Sep. 17	IDAHO	L 38-48	8,820
Sep. 24	*at Utah State	W 23-21	21,302
Oct. 1	*at New Mexico State	W 31-27	22,814
Oct. 8	*LOUISIANA TECH (hc)	W 24-20	10,358
Oct. 15	at Tulsa	L 22-44	16,875
Oct. 29	*SAN JOSE STATE	W 23-10	7,729
Nov. 5	*at Southwestern La.	L 27-28	17,013
Nov. 19	*NEVADA, RENO	W 32-27	20,224
Nov. 26	KANSAS STATE (No. 11/8)	L 3-42	10,331
Dec. 15	+CENTRAL MICHIGAN	W 52-24	17,562
		#263-305	#166,538

*Big West Conference games

+ Las Vegas Bowl played at Sam Boyd Stadium

#Totals do not include Las Vegas Bowl

1995 (2-9/1-5 BWC/10th) — Coach: Jeff Horton Home: 2-3 • Road: 0-6

Sep. 2	at Rice	L 0-38	18,500
Sep. 9	*ARKANSAS STATE	W 28-23	24,192
Sep. 16	at Eastern Michigan	L 6-51	25,009
Sep. 23	at Iowa State	L 30-57	37,619
Sep. 30	HAWAII	L 30-58	15,764
Oct. 7	*at Northern Illinois	L 14-62	22,805
Oct. 14	*at San Jose State	L 14-52	11,423
Oct. 28	*at Nevada, Reno	L 32-55	33,391
Nov. 4	NORTH TEXAS (hc)	W 34-24	5,389
Nov. 11	*UTAH STATE	L 0-42	5,041
Nov. 18	*NEW MEXICO STATE	L 34-58	4,472
		222-520	203,605

*Big West Conference games

1996 (1-11/1-7 WAC/T7th P.D.) — Coach: Jeff Horton Home: 1-5 • Road: 0-6

Aug. 31	at Tennessee (No. 2/2)	L 3-62	106,212
Sep. 7	*AIR FORCE	L 17-65	22,945
Sep. 14	WISCONSIN	L 17-52 (so)	40,091
Sep. 21	*at Colorado State	L 16-35	24,011
Sep. 28	*WYOMING	L 21-33	12,564
Oct. 5	NEVADA, RENO	L 17-54	20,230
Oct. 12	at BYU (No. 19/20)	L 28-63	64,872
Oct. 19	*at Hawaii	L 28-38	29,536
Oct. 26	*FRESNO STATE (hc)	L 23-34	11,319
Nov. 2	*at TCU	L 34-42	27,047
Nov. 16	*SAN DIEGO STATE	W 44-42	11,594
Nov. 23	*at San Jose State	L 28-31	7,358
		276-551	377,779

*Western Athletic Conference games

1997 (3-8/2-6 WAC/7th P.D.) — Coach: Jeff Horton Home: 3-2 • Road: 0-6


Sep. 6	at Nevada, Reno	L 14-31	30,118
Sep. 13	*at Air Force	L 24-25	39,027
Sep. 20	*HAWAII	W 25-15	27,117
Sep. 27	ILLINOIS STATE (hc)	W 41-6	20,556
Oct. 4	at Southern California	L 21-35	48,404
Oct. 11	*TCU	W 21-19	18,777
Oct. 18	*at San Diego State	L 17-20 (OT)	24,628
Oct. 25	*at Fresno State	L 28-46	38,002
Nov. 1	*COLORADO STATE	L 19-45	19,654
Nov. 8	*at Wyoming	L 23-35	11,654
Nov. 22	*SAN JOSE STATE	L 48-55 (OT)	15,141
		281-332	293,078

*Western Athletic Conference games

1998 (0-11/0-8 WAC/8th M.D.) — Coach: Jeff Horton Home: 0-5 • Road: 0-6

Sep. 5	at Northwestern	L 7-41	30,197
Sep. 12	*AIR FORCE	L 10-52	20,279
Sep. 19	at Wisconsin (No. 14/14)	L 7-52	75,044
Sep. 26	*at Colorado State	L 16-38	27,632
Oct. 3	NEVADA, RENO	L 20-31	22,006
Oct. 10	*at BYU	L 14-38	61,774
Oct. 17	*WYOMING (hc)	L 25-28 (OT)	17,089
Oct. 24	*at Southern Methodist	L 7-10	16,073
Oct. 31	*TULSA	L 16-20	15,187
Nov. 14	*at Rice	L 16-38	15,168
Nov. 21	*TCU	L 18-41	15,441
		156-389	315,890

*Western Athletic Conference games



JOHN ROBINSON (1999-2004)

A former coach at USC and the NFL's L.A. Rams, John Robinson took over UNLV in 1999. A year later he earned MWC Coach of the Year honors with an 8-5 record and Las Vegas Bowl victory. He later became the first Rebel coach to also serve as athletics director at the same time (2002-03). After retiring with the second most wins in school history, he continued his career in broadcasting and began coaching at San Marcos (Calif.) High in 2010. In 2009 he became the first Rebel head coach or player ever voted into the College Football Hall of Fame.

Seasons	W	L	T	PCT
6	28	42	0	.400

1999 (3-8/1-6 MWC/8th) — Coach: John Robinson Home: 0-5 • Road: 3-3

Sep. 2	at North Texas	W 26-3	19,011
Sep. 11	at Baylor	W 27-24	32,272
Sep. 18	IOWA STATE	L 0-24	26,167
Sep. 25	*UTAH	L 14-52	23,532
Oct. 2	at Nevada, Reno	L 12-26	23,490
Oct. 9	*at Wyoming	W 35-32	19,048
Oct. 23	*BYU (hc) (No. 19/19)	L 0-29	30,599
Oct. 30	*at New Mexico	L 6-27	21,854
Nov. 13	*at Air Force	L 16-35	44,187
Nov. 20	*SAN DIEGO STATE	L 7-37	18,165
Nov. 27	*COLORADO STATE	L 17-35	16,498
		160-324	274,823

*Mountain West Conference games

2000 (8-5/4-3/T3rd MWC) — Coach: John Robinson Home: 6-0 • Road: 2-5

Sep. 9	at Iowa State	L 22-37	35,408
Sep. 16	NORTH TEXAS	W 38-0	16,544
Sep. 23	*at BYU	W 7-10	60,191
Sep. 30	*AIR FORCE	L 34-13	22,321
Oct. 7	NEVADA, RENO	W 38-7	27,578
Oct. 14	*at Colorado State	L 19-20	31,700
Oct. 21	*WYOMING (hc)	W 42-23	19,967
Oct. 28	at Ole Miss	L 40-43 (OT)	40,338
Nov. 4	*at Utah	L 16-38	34,842
Nov. 11	*NEW MEXICO	W 18-14	17,081
Nov. 25	*at San Diego State	W 31-24	17,184
Dec. 2	at Hawaii	W 34-32	34,792
Dec. 21	+ARKANSAS	W 31-14	29,117
		# 339-261	# 357,946

*Mountain West Conference games

+Las Vegas Bowl played at Sam Boyd Stadium

#Totals do not include Las Vegas Bowl

2001 (4-7/3-4 MWC/T5th) — Coach: John Robinson Home: 1-4 • Road: 3-3

Aug. 30	at Arkansas	L 10-14	52,213
Sep. 7	NORTHWESTERN (No. 16/20)	L 28-37	26,721
Sep. 22	at Arizona	L 21-38	47,031
Sep. 29	*BYU (No. 20/20)	L 31-35	32,601
Oct. 6	at Nevada, Reno	W 27-12	24,238
Oct. 13	*SAN DIEGO STATE (hc)	W 31-3	22,100
Oct. 20	*COLORADO STATE	L 24-26	20,049
Oct. 27	*at Wyoming	W 47-26	11,299
Nov. 3	*UTAH	L 14-42	21,042
Nov. 10	*at New Mexico	L 17-27	27,107
Nov. 17	*at Air Force	W 34-10	31,074
		284-270	315,475

*Mountain West Conference games

ALL-TIME RESULTS



2002 (5-7/3-4 MWC/T5th) — Coach: John Robinson Home: 3-3 • Road: 2-4

Aug. 31	WISCONSIN (No. RV/25)	L 7-27	(so)42,075
Sep. 7	KANSAS	W 31-20	25,109
Sep. 14	at Oregon State	L 17-47	36,121
Sep. 21	at Toledo	L 21-38	26,050
Oct. 5	NEVADA, RENO	W 21-17	28,341
Oct. 12	*NEW MEXICO (hc)	L 16-25	21,205
Oct. 19	*at BYU	W 24-3	62,543
Oct. 26	*at San Diego State	L 21-31	21,541
Nov. 2	*WYOMING	W 49-48 (OT)	23,346
Nov. 9	*at Utah	L 17-28	28,528
Nov. 16	*AIR FORCE	L 32-49	25,417
Nov. 30	*at Colorado State (No. 16/13)	W 36-33	28,877
		292-366	369,153

*Mountain West Conference games

2003 (6-6/2-5 MWC/T7th) — Coach: John Robinson Home: 2-4 • Road: 4-2

Aug. 29	TOLEDO	W 28-18	21,791
Sep. 6	at Kansas	L 24-46	33,980
Sep. 13	at Wisconsin (No. 14/15)	W 23-5	78,043
Sep. 19	HAWAII	W 33-22	34,287
Oct. 4	at Nevada, Reno	W 16-12	31,900
Oct. 11	*at Air Force	L 7-24	43,873
Oct. 18	*UTAH (hc)	L 10-28	26,241
Oct. 25	*BYU	L 20-27 (OT)	30,084
Nov. 1	*at New Mexico	W 37-35	29,179
Nov. 8	*SAN DIEGO STATE	L 0-7	20,896
Nov. 22	*COLORADO STATE	L 23-24	21,530
Nov. 29	*at Wyoming	W 35-24	8,419
		256-272	380,223

*Mountain West Conference games



2004 (2-9/1-6 MWC/8th) — Coach John Robinson Home: 1-4 • Road: 1-5

Sep. 5	at Tennessee (No. 14/14)	L 17-42	108,625
Sep. 11	at Wisconsin (No. 21/22)	L 3-18	82,071
Sep. 18	*AIR FORCE	L 10-27	23,823
Sep. 25	UTAH STATE	L 21-31	19,116
Oct. 2	NEVADA, RENO	W 48-13	27,596
Oct. 8	*at BYU	W 24-20	56,341
Oct. 16	*NEW MEXICO (hc)	L 20-24	19,065
Oct. 23	*at Utah (No. 9/10)	L 28-63	40,341
Nov. 6	*WYOMING	L 45-53 (3OT)	19,752
Nov. 13	*at Colorado State	L 10-45	14,876
Nov. 20	*at San Diego State	L 3-21	25,519
		229-357	437,125

*Mountain West Conference games

MIKE SANFORD
(2005-2009)

Mike Sanford came to the Rebels from Mountain West Conference rival Utah after he had coordinated the Utes' record-setting offense for two years under Urban Meyer. A former quarterback at USC, Sanford replaced his former college coach, John Robinson, at UNLV on Dec. 6, 2004. He spent five seasons in Las Vegas, which tied for the third longest coaching stint in Rebel football history. He currently is the offensive coordinator at Louisville.

Seasons	W	L	T	PCT
5	16	43	0	.271

2005 (2-9/1-7 MWC/9th) — Coach Mike Sanford Home: 2-3 • Road: 0-6

Sep. 5	*at New Mexico	L 22-24	37,533
Sep. 10	IDAHO	W 34-31	21,870
Sep. 17	at Nevada, Reno	L 14-22	23,457
Sep. 24	at Utah State	L 24-31	12,408
Oct. 1	*at Wyoming	L 17-42	18,022
Oct. 8	*SAN DIEGO STATE	W 13-10	18,372
Oct. 15	*at Air Force	L 7-42	30,573
Oct. 22	*UTAH	L 32-42	19,108
Nov. 5	*BYU (hc)	L 14-55	23,677
Nov. 12	*at TCU (No. 18/18)	L 3-51	28,035
Nov. 19	*COLORADO STATE	L 27-31	16,543
		207-381	249,598

*Mountain West Conference games

2006 (2-10/1-7 MWC/T8th) — Coach Mike Sanford Home: 2-4 • Road: 0-6

Sep. 2	IDAHO STATE	W 54-10	19,943
Sep. 9	at Iowa State	L 10-16	45,795
Sep. 16	at Hawaii	L 13-42	32,008
Sep. 30	NEVADA, RENO	L 3-31	(SO)37,179
Oct. 7	*at Colorado State	L 7-28	32,841
Oct. 14	*NEW MEXICO	L 36-39 (OT)	16,456
Oct. 21	*at BYU	L 7-52	63,341
Oct. 28	*at Utah	L 23-45	42,474
Nov. 4	*TCU (hc)	L 10-25	13,916
Nov. 11	*at San Diego State	L 7-21	21,445
Nov. 18	*WYOMING	L 26-34	14,021
Nov. 24	*AIR FORCE	W 42-39	13,927
		238-382	353,346

*Mountain West Conference games

2007 (2-10/1-7 MWC/9th) — Coach Mike Sanford Home: 1-5 • Road: 1-5

Aug. 30	at Utah State	W 23-16	15,102
Sep. 8	WISCONSIN (No. 5/5)	L 13-20	(SO) 38,250
Sep. 15	HAWAII (No. 24/22)	L 14-49	(SO) 38,125
Sep. 22	*UTAH	W 27-0	23,180
Sep. 29	at Nevada, Reno	L 20-27	25,278
Oct. 6	*at Air Force	L 14-31	35,583
Oct. 13	*BYU	L 14-24	(SO) 38,026
Oct. 20	*COLORADO STATE (hc)	L 23-48	19,266
Oct. 27	*at Wyoming	L 24-29	16,940
Nov. 10	*SAN DIEGO STATE	L 30-38	18,837
Nov. 17	*at TCU	L 10-34	26,425
Nov. 24	*at New Mexico	L 6-27	22,658
		218-343	317,670

*Mountain West Conference games

2008 (5-7/2-6 MWC/T6th) — Coach Mike Sanford Home: 4-3 • Road: 1-4

Aug. 30	UTAH STATE	W 27-17	18,815
Sep. 6	*at Utah (No. 22/23)	L 21-41	45,587
Sep. 13	at Arizona State (No. 15/13)	W 23-20 (OT)	59,852
Sep. 20	IOWA STATE	W 34-31 (OT)	25,567
Sep. 27	NEVADA, RENO	L 27-49	33,078
Oct. 4	*at Colorado State	L 28-41	19,703
Oct. 18	*AIR FORCE (hc)	L 28-29	21,055
Oct. 25	*at BYU (No. 18/17)	L 35-42	64,081
Nov. 1	*TCU (No. 12/12) (hc)	L 14-44	16,121
Nov. 8	*NEW MEXICO	W 27-20	13,154
Nov. 13	*WYOMING	W 22-14	18,154
Nov. 22	*at San Diego State	L 21-42	17,846
		307-391	353,013

*Mountain West Conference games

2009 (5-7/3-5 MWC/6th) — Coach Mike Sanford Home: 4-3 • Road: 1-4

Sep. 5	SACRAMENTO STATE	W 38-3	22,195
Sep. 12	OREGON STATE (No. RV/24)	L 21-23	25,967
Sep. 19	HAWAII	W 34-33	29,717
Sep. 26	*at Wyoming	L 27-30	19,196
Oct. 3	at Nevada, Reno	L 28-63	24,078
Oct. 10	*BYU (No. 18/20)	L 21-59	25,597
Oct. 17	*UTAH (No. 24/RV) (hc)	L 15-35	26,315
Oct. 24	*at New Mexico	W 34-17	24,021
Oct. 31	*at TCU (No. 8/6)	L 0-41	33,541
Nov. 7	*COLORADO STATE	W 35-16	15,902
Nov. 14	*at Air Force	L 17-45	25,370
Nov. 28	*SAN DIEGO STATE	W 28-24	13,730
		298-389	285,629

*Mountain West Conference games

Opponent rankings (AP/Coaches)
(hc) = Homecoming
(OT) = Overtime



REBEL BOWL HISTORY



Still the winningest team in UNLV I-A history at 11-2 overall, the 1984 squad earned the school its first bowl bid and went on to beat Toledo 30-13 in the California Bowl.


The first Big West team to ever win seven league games, Coach **Harvey Hyde**'s Rebels lost only a close game at Hawaii and to 10th-ranked SMU in the regular-season finale, the night

Randall Cunningham's No. 12 jersey was retired at halftime.

Not surprisingly, UNLV swept the league's postseason honors with Offensive Player of the Year Cunningham, Defensive Co-Player of the Year **Aaron Moog** and Coach of the Year Hyde.

UNLV took on an 8-2-1 Mid-American Conference Champion Toledo squad in the fourth California Bowl in front of a national ESPN audience. The Rebels won impressively, 30-13, though the game was later ruled technically forfeited by UNLV because of the use of ineligible players during the season, none of whom played in the bowl game.

The Rebels broke the game open with 17 third-quarter points led by Cunningham's passing and the running of a freshman from Fresno named **Elbert "Ickey" Woods**. Cunningham's 270 yards through the air helped him earn MVP honors. Just a few months later the lanky QB became a second-round choice of the Philadelphia Eagles in the 1985 NFL Draft. Woods went on to lead the nation in rushing in 1987 with 1,658 yards before "shuffling" off to Cincinnati as a second-round pick in 1988.




California Bowl MVP Randall Cunningham threw for two touchdowns and ran for another.

1984 CALIFORNIA BOWL

UNLV 30
TOLEDO 13

DEC. 15, 1984
BULLDOG STADIUM
FRESNO, CALIF.
ATT. 21,741



UNLV	7	6	17	0-30
TOLEDO	3	3	7	0-13

FIRST QUARTER

UNLV—Gladney 19 pass from Cunningham (DiGiovanna kick), 11:29
UT—FG Walker 22, 4:20

SECOND QUARTER

UNLV—Jones 7 pass from Cunningham (kick failed), 9:40
UT—FG Walker 36, 0:03

THIRD QUARTER

UNLV—FG DiGiovanna 44, 8:55
UT—Poure 38 pass from Sager (Walker kick), 5:29
UNLV—Woods 16 run (DiGiovanna kick), 4:14
UNLV—Cunningham 10 run (DiGiovanna kick) 1:10

TEAM STATISTICS	UNLV	TOLEDO
First Downs	18	20
Rushes-Yards	28-127	52-203
Passing Yards	270	137
Passes Comp.-Att.	18-28	12-31
Had Intercepted	1	0
Total Offense	397	340
Return Yards	77	96
Sacks By-Yards	2-21	1-2
Punts-Avg.	3-27.7	5-34.6
Fumbles-Lost	2-2	3-1
Penalties-Yards	8-77	6-40
Time of Possession	22:16	37:44



INDIVIDUAL STATISTICS

RUSHING—(UNLV) Woods 9-53, Jones 9-25, Taylor 1-18, Cunningham 4-19, Lewis 3-7, Emery 1-2. (UT) 31-154, Sager 8-8, Stephens 6-25, Harris 3-14, Faulkner 2-2.

PASSING—(UNLV) Cunningham 18-28-1 270. (UT) Sager 12-31-0 137.

RECEIVING—(UNLV) Jones 4-33, McDade 3-77, Gladney 3-51, LaFrance 2-23, Brown 2-17, Lewis 2-13, Thomas 1-48, Woods 1-8. (UT) Poure 5-78, Morgan 3-13, Hutchinson 1-15, Farmer 1-12, Walsh 1-12, Harris 1-7.

SACKS—(UNLV) Dimry 1-12, Moog 1-9. (UT) Moore 1-2.

INTERCEPTIONS—(UT) Brandon 1-0.

TACKLE LEADERS—(UNLV) Davis 11, Blue 10, Pickens 10, Saignes 8, Allen 8, Walsh 7, Moog 6, Cooley 6, London 6, Hollis 6, Grant 5. (UT) Moore 8, Williams 7, Brandon 5, McGuire 4, Beemer 4, White.



REBEL BOWL HISTORY



1994 LAS VEGAS BOWL

UNLV **52**
CMU **24**

DEC. 15, 1994
 SAM BOYD STADIUM
 LAS VEGAS, NEV.
 ATT. 17,562



UNLV	14	17	14	7-52
Central Michigan	10	0	0	14-24

FIRST QUARTER

UNLV—Bailey 46 pass from J.Brown (Garritano kick), 13:27
 UNLV—Bailey 1 run (Garritano kick), 8:44
 CMU—FG Blasy 20, 3:44
 CMU—McMillian 53 pass from Timpf (Blasy kick), :00

SECOND QUARTER

UNLV—Bailey 49 run (Garritano kick), 6:21
 UNLV—Washington 15 fumble return (Garritano kick), 2:04
 UNLV—FG Garritano 38, :05

THIRD QUARTER

UNLV—Bailey 1 run (Garritano kick), 11:47
 UNLV—Keener 33 pass from J.Brown (Garritano kick), 6:32

FOURTH QUARTER

UNLV—Gatewood 45 pass from Davis (Garritano kick), 12:04
 CMU—McMillian 24 pass from Darnell (Blasy kick), 8:10
 CMU—Tolbert 4 run (Blasy kick), 1:33

TEAM STATISTICS	UNLV	CMU
First Downs	26	22
Rushes-Yards	42-301	51-152
Passing Yards	288	224
Passes Comp.-Att.-Int.	15-27-0	13-25-2
Total Offense	589	376
Return Yards	120	156
Sacks By-Yards	5-40	1-7
Punts-Avg.	2-45	5-41.2
Fumbles-Lost	3-1	5-2
Penalties-Yards	8-89	6-50
Time of Possession	23:26	36:34



INDIVIDUAL STATISTICS

RUSHING—(UNLV) Branch 13-125, Bailey 7-79, Brown 6-32, Love 6-21, Davis 3-13, Perez 7-31. (CMU) Johnson 16-47, Timpf 12-6, King 6-51, Korytkowski 1-(-7), Tolbert 11-79, Darnell 5-(-24).

PASSING—(UNLV) Brown 11-21-0 195, Davis 4-6-0 93. (CMU) Timpf 7-12-2 122, Darnell 6-13-0 102.

RECEIVING—(UNLV) Gatewood 6-104, Bailey 5-101, Brewer 1-7, Keener 1-33, Lewis 1-12, Bell 1-31. (CMU) Dunlap 3-40, McMillan 4-100, Korytkowski 3-44, Johnson 1-8, Miller 2-32.

SACKS—(UNLV) Mazion 2-18, Byers 2-13, Washington 1-9. (CMU) Hester 1-7.

INTERCEPTIONS—(UNLV) Robinson 1-12, Johnson 1-5.


TACKLE LEADERS—(UNLV) Davis 11, Posey 9, Clough 7, Carillo 6, Byers 5, Johnson 5. (CMU) Bruce 9, Banks 6, Wright 5, Creguer 5, Gildersleeve 4.

Appearing in its first bowl game in a decade, UNLV blasted Mid-American Conference opponent Central Michigan in the second meeting of the year between the two clubs.

Playing it up for a national television audience on ESPN, the Rebels (7-5), who racked up 589 yards in offense (the most by any '94 bowl team) jumped out to a quick




14-0 lead over the Chippewas (9-3). Not even two minutes had passed in the first quarter when **Henry Bailey**, the Rebels' career receiving leader, exploded for a 46-yard touchdown reception from **Jared Brown**. The strike was the first of four UNLV touchdowns longer than 30 yards on the night. After the Chips pulled to 14-10, the Rebel offensive machine continued to roll and UNLV pulled away for good on a 15-yard fumble return for a TD by defensive end **Keith Washington**.



UNLV eventually cruised to a 52-10 lead before clearing the bench. Las Vegas Bowl III MVP Bailey, soon to be a Pittsburgh Steelers draftee,

rushed for 79 yards on seven carries with three TDs, and accumulated 101 yards receiving with one score. Sophomore RB **DeJohn Branch** had a sparkling performance, carrying the ball 13 times for 125 yards, and Brown finished the game 11-for-21 for 195 yards with two TDs and 32 yards rushing. UNLV coach **Jeff Horton** was named the Big West Conference Co-Coach of the Year for turning a 3-8 team in '93 into league and bowl champions in his first season.



Henry Bailey's four touchdowns helped him run away with MVP honors.





REBEL BOWL HISTORY



Playing before a national ESPN2 audience and a Las Vegas Bowl-record 29,113 fans, UNLV (8-5) won its fourth straight for the first time since 1984 and moved to 3-0 all-time in bowl games with a surprisingly one-sided 31-14 victory over Arkansas (6-6), the Rebels' first over a team from the powerful Southeastern Conference. UNLV quarterback **Jason Thomas** earned MVP honors by completing 12 of 17 pass attempts for 217 yards and three

scores without an interception as well as rushing for 32 yards on 10 carries. Thomas' favorite target was **Nate Turner**, who ended his career with 126 yards on eight catches – all in the first half. **Jeremi Rudolph** gained 92 yards on 14 carries and **Kevin Brown** had 78 on 13 attempts. Arkansas, which was fresh from two consecutive victories over ranked SEC opponents to become bowl eligible, opened the scoring with the only points of the first quarter. UNLV answered with a Thomas-to-Turner



MVP Jason Thomas threw for 217 yards and three touchdowns vs. Arkansas.


19-yard pass, which was the first TD given up by the Razorbacks in 11 quarters. Two minutes later the Hogs used **Robby Hampton's** second scoring throw of the game to take a 14-7 lead. UNLV, however, struck again to square things before halftime with a five-yard Turner TD. Things stayed tied until with just over two minutes left in the third, Thomas found **Troy Mason** with a stunning 54-yard TD strike that was the second longest in bowl history. After a **Dillon Pieffer** field goal put UNLV up 24-14,

the Razorbacks elected to go for it on fourth and 10 from the Rebel 37 with more than 12 minutes remaining. The UNLV defense forced an incomplection and the inspired Rebels eventually closed their shocking 24-point scoring run with an 18-yard Brown run. The Rebels out-gained the bigger Hogs, who had defeated seven straight non-conference opponents and were 6-0 vs. MWC teams, 476 to 298. UNLV also held its opponent to under 200 yards rushing (115) for the 12th time in 2000. The Rebels, who moved to 2-0 in Las Vegas Bowls, earned their most victories in a season since 1984 and finished the season a perfect 6-0 at Sam Boyd Stadium. Head Coach **John Robinson** moved to 8-1 in bowl games during his career, which made him the winningest bowl coach in NCAA D-I history with a percentage of .889. "This is particularly gratifying because our guys were at their best," Robinson said during the post-game celebration.



2000 LAS VEGAS BOWL

UNLV 31
ARKANSAS 14
DEC. 21, 2000
SAM BOYD STADIUM
LAS VEGAS, NEV.
ATT. 29,113



Arkansas	7	7	0	0-14
UNLV	0	14	7	10-31

FIRST QUARTER

Arkansas—Stinson 7 pass from Hampton, 8:33 (O'Donohoe kick)

SECOND QUARTER

UNLV—Turner 19 pass from J. Thomas, 12:09 (Pieffer kick)

Arkansas—Williams 25 pass from Hampton, 9:54 (O'Donohoe kick)

UNLV—Turner 5 pass from J. Thomas, 3:12 (Pieffer kick)

THIRD QUARTER

UNLV—Mason 54 pass from J. Thomas, 2:21 (Pieffer kick)

FOURTH QUARTER

UNLV—FG Pieffer 26, 13:53

UNLV—Brown 18 run, 5:39 (Pieffer kick)

TEAM STATISTICS	ARK	UNLV
First Downs	15	19
Rushes-yards	32-115	47-259
Passing yards	183	217
Passes-Comp.-Att.-Int.	40-18-0	17-12-0
Total Offense	298	476
Punt Returns - Yards	0-0	5-51
Kickoff Returns - Yards	5-79	2-33
Interceptions - Yards	0-0	0-0
Fumble Returns - Yards	1-0	0-0
Sacks By - Yards	1-7	2-7
Punts - Avg.	7-46.3	4-40.3
Fumbles - Lost	0-0	6-1
Penalties - Yards	6-76	12-119
Time of Possession	29:35	30:25



INDIVIDUAL STATISTICS

RUSHING—(ARK) Holmes 26-99, Howard 1-12, Hampton 4-3, Stinson 1-1. (UNLV) Rudolph 14-92, Brown 13-78, Wofford 4-44, J. Thomas 10-32, Turner 1-18, Johnson 2-12, Costa 1-4, Gordon 1-1, Team 1-(-22).

PASSING—(ARK) Hampton 18-40-0 183. (UNLV) J. Thomas 12-17-0 217.

RECEIVING—(ARK) Williams 7-97, Smith 4-26, Snowden 4-20, Hamilton 2-33, Stinson 1-7. (UNLV) Turner 8-126, Mason 3-89, Wofford 1-2.

SACKS—(ARK) Jones 1-7. (UNLV) Newton 1-5, Miller 1-2, Suggs 1-2.

TACKLE LEADERS—(ARK) Hamlin 9, Jones 8, Caleb 6, Bua 6, Harris 6, Green 5, Quinton 5, Petty 4, Jackson 4, Hall 3, Reed 3. (UNLV) Brisco 8, Burrus 7, Black 6, Claridge 6, Brandon 5, Dalton 4, Palepoi 4, Brickell 4, Thomas 3, Newton 3, Miller 3, Suggs 3.



BOWL GAME RECORDS



TEAM RECORDS

RUSHING

Most Attempts: 47 vs. Arkansas, 2000 Las Vegas
Fewest Attempts: 28 vs. Toledo, 1984 California

Most Net Yards: 301 vs. Central Michigan, 1994 Las Vegas
Fewest Net Yards: 127 vs. Toledo, 1984 California

Highest Average: 7.2 vs. Central Michigan, 1994 Las Vegas
Lowest Average: 4.5 vs. Toledo, 1984 California

Most Rushing Touchdowns: 3 vs. Central Michigan, 1994 Las Vegas
Fewest Rushing Touchdowns: 1 vs. Arkansas, 2000 Las Vegas

PASSING

Most Attempts: 28 vs. Toledo, 1984 California
Fewest Attempts: 17 vs. Arkansas, 2000 Las Vegas

Most Completions: 18 vs. Toledo, 1984 California
Fewest Completions: 12 vs. Arkansas, 2000 Las Vegas

Most Yards: 288 vs. Central Michigan, 1994 Las Vegas
Fewest Yards: 217 vs. Arkansas, 2000 Las Vegas

Highest Completion Percentage: .706 vs. Arkansas, 2000 Las Vegas
Lowest Completion Percentage: .556 vs. Central Michigan, 1994 Las Vegas

Most Passing Touchdowns: 3 vs. Arkansas, 2000 Las Vegas
 3 vs. Central Michigan, 1994 Las Vegas
Fewest Passing Touchdowns: 2 vs. Toledo, 1984 California

Most Passes Intercepted: 1 vs. Toledo, 1984 California
Fewest Passes Intercepted: 0 vs. Arkansas, 2000 Las Vegas
 0 vs. Central Michigan, 1994 Las Vegas

TOTAL OFFENSE

Most Plays: 69 vs. Central Michigan, 1994 Las Vegas
Fewest Plays: 56 vs. Toledo, 1984 California

Most Yards: 589 vs. Central Michigan, 1994 Las Vegas
Fewest Yards: 397 vs. Toledo, 1984 California

Highest Average Per Play: 8.5 vs. Central Michigan, 1994 Las Vegas
Lowest Average Per Play: 7.1 vs. Toledo, 1984 California

SCORING

Most Points Scored

Quarter: 17 vs. Central Michigan, 1994 Las Vegas (2nd)
 17 vs. Toledo, 1984 California (3rd)
 (1st): 14 vs. Central Michigan, 1994 Las Vegas
 (2nd): 17 vs. Central Michigan, 1994 Las Vegas
 (3rd): 17 vs. Toledo, 1984 California
 (4th): 10 vs. Arkansas, 2000 Las Vegas
 Half: 31 vs. Central Michigan, 1994 Las Vegas (1st)
 (1st): 31 vs. Central Michigan, 1994 Las Vegas
 (2nd): 21 vs. Central Michigan, 1994 Las Vegas
 Game: 52 vs. Central Michigan, 1994 Las Vegas

Fewest Points Scored

Half: 13 vs. Toledo, 1984 California (1st)
 Game: 30 vs. Toledo, 1984 California

Most Touchdowns: 7 vs. Central Michigan, 1994 Las Vegas

ALL-TIME RECORD: 3-0

1984 California Bowl, Fresno, Calif.: UNLV 30, Toledo 13
 1994 Las Vegas Bowl, Las Vegas: UNLV 52, Central Michigan 24
 2000 Las Vegas Bowl, Las Vegas: UNLV 31, Arkansas 14

ATTENDANCE: 29,113, vs. Arkansas, 2000 Las Vegas

Fewest Touchdowns: 4 vs. Arkansas, 2000 Las Vegas
 4 vs. Toledo, 1984 California

Most Field Goals: 1, three times

DEFENSIVE RECORDS

Most Yards Allowed: 376 vs. Central Michigan, 1994 Las Vegas
Fewest Yards Allowed: 298 vs. Arkansas, 2000 Las Vegas

Highest Average Yards Per Play: 4.9 vs. Central Michigan, 1994 Las Vegas
Lowest Average Yards Per Play: 4.0 vs. Toledo, 1984 California


Most Rushing Yards Allowed: 203 vs. Toledo, 1984 California
Fewest Rushing Yards Allowed: 115 vs. Arkansas, 2000 Las Vegas

Highest Average Yards Per Rush: 3.8 vs. Toledo, 1984 California
Lowest Average Yards Per Rush: 3.0 vs. Central Michigan, 1994 Las Vegas


Most Passing Yards Allowed: 224 vs. Central Michigan, 1994 Las Vegas
Fewest Passing Yards Allowed: 137 vs. Toledo, 1984 California

Most Interceptions: 2 vs. Central Michigan, 1994 Las Vegas
 2 vs. Arkansas, 2000 Las Vegas
Fewest Interceptions: 0 vs. Toledo, 1984 California

Most Sacks By: 7 vs. Central Michigan, 1994 Las Vegas



DeJohn Branch



Nate Turner

INDIVIDUAL RECORDS

RUSHING

Most Attempts: 14, Jeremi Rudolph vs. Arkansas, 2000 Las Vegas
Most Rushing Yards: 125, DeJohn Branch vs. Central Michigan, 1994 Las Vegas

Highest Average Yards Per Rush (Min. 10 Att.):
 9.6, DeJohn Branch vs. Central Michigan, 1994 Las Vegas

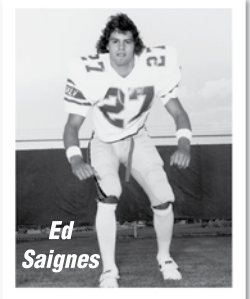
Most Rushing Touchdowns: 3, Henry Bailey vs. Central Michigan, 1994 Las Vegas
Longest Rushing Play: 56, DeJohn Branch vs. Central Michigan, 1994 Las Vegas

PASSING

Most Attempts: 28, Randall Cunningham vs. Toledo, 1984 California
Most Completions: 18, Randall Cunningham vs. Toledo, 1984 California
Most Yards: 270, Randall Cunningham vs. Toledo, 1984 California

Highest Completion Percentage: .706, Jason Thomas vs. Arkansas, 2000 Las Vegas

Most Passing Touchdowns: 3, Jason Thomas vs. Arkansas, 2000 Las Vegas
Most Passes Intercepted: 1, Randall Cunningham vs. Toledo, 1984 California
Longest Pass Play: 57, Randall Cunningham to Michael McDade vs. Toledo, 1984 California



Ed Saignes

RECEIVING

Most Receptions: 8, Nate Turner vs. Arkansas, 2000 Las Vegas
Most Receiving Yards: 126, Nate Turner vs. Arkansas, 2000 Las Vegas
Highest Average Yards Per Reception (Min. 5 Rec.): 20.2, Henry Bailey vs. Central Michigan, 1994 Las Vegas
Most Receiving Touchdowns: 2, Nate Turner vs. Arkansas, 2000 Las Vegas

TOTAL OFFENSE

Most Plays: 32, Randall Cunningham vs. Toledo, 1984 California
Most Yards: 289, Randall Cunningham vs. Toledo, 1984 California
Highest Average Per Play: 9.2, Jason Thomas vs. Arkansas, 2000 Las Vegas

SCORING

Most Points: 24, Henry Bailey vs. Central Michigan, 1994 Las Vegas
Most Touchdowns: 4, Henry Bailey vs. Central Michigan, 1994 Las Vegas
Most Two-Point Conversions: None
Longest Scoring Rushing Play: 49, Henry Bailey vs. Central Michigan, 1994 Las Vegas
Longest Scoring Pass Play: 54, Jason Thomas to Troy Mason vs. Arkansas, 2000 Las Vegas

KICKING

Most Field Goals: 1, three times
Longest Field Goal: 38, Nick Garritano vs. Central Michigan, 1994 Las Vegas
Most PAT: 7, Nick Garritano vs. Central Michigan, 1994 Las Vegas
Most Points: 10, Nick Garritano vs. Central Michigan, 1994 Las Vegas

PUNTING

Most Punts: 4, Ray Cheetany vs. Arkansas, 2000 Las Vegas
Highest Punting Average: 45.0, Brad Faunce vs. Central Michigan, 1994 Las Vegas
Longest Punt: 50, Ray Cheetany vs. Arkansas, 2000 Las Vegas

RETURNS

Most Punt Returns: 5, Troy Mason vs. Arkansas, 2000 Las Vegas
Most Punt Return Yards: 51, Troy Mason vs. Arkansas, 2000 Las Vegas
Highest Punt Return Average: 11.3, Randy Gatewood vs. Central Michigan, 1994 Las Vegas
Longest Punt Return: 27, Randy Gatewood vs. Central Michigan, 1994 Las Vegas

Most Kickoff Returns: 3, Kofi Banks vs. Central Michigan, 1994 Las Vegas
Most Kickoff Return Yards: 59, Kofi Banks vs. Central Michigan, 1994 Las Vegas

Highest Kickoff Return Average: 22.0, Ickey Woods vs. Toledo, 1984 California

Longest Kickoff Return: 39, Ickey Woods vs. Toledo, 1984 California


DEFENSIVE RECORDS

Tackles: 11, Jason Davis vs. Central Michigan, 1994 Las Vegas
 11, Willie Davis vs. Toledo, 1984 California

Fumbles Forced: 1, Mark Byers vs. Central Michigan, 1994 Las Vegas
Fumbles Recovered: 2, Keith Washington vs. Central Michigan, 1994 Las Vegas
Longest Fumble Return: 15, Keith Washington vs. Central Michigan, 1994 Las Vegas


Interceptions: 1, Marvin Robinson vs. Central Michigan, 1994 Las Vegas
 1, Rossie Johnson vs. Central Michigan, 1994 Las Vegas
Interception Yards: 12, Rossie Johnson vs. Central Michigan, 1994 Las Vegas
Longest Interception Return: 12, Rossie Johnson vs. Central Michigan, 1994 Las Vegas

Pass Breakups: 3, Kevin Thomas vs. Arkansas, 2000 Las Vegas
 3, Ed Saignes vs. Toledo, 1984 California






ALL-TIME LETTERMEN



ANTHONY

NAME	NO(S).	YEARS
AAITUI, Isaako (DL)	99	2007-08-09
ABDUL MALIK, Saeed (DL)	97	1999
ACKERLEY, John (HB)		1968-69
AGUAYO, Sergio (PK)	18/10	2004-05-06-07
AGUERO, Mario (QB)	11	1969
ALBERTS, Steve (DL)	94	1987
ALLEN, Austin (LB)	47	1999
ALLEN, Harvey (DB)	44	1982-83-84-85
ALONZO, George (WR)	81	1984
ALDRIDGE, Waymon (WR)	86	1981-82
ALOVAO, Faaolo (DL)	68	1998
AMREIN, Todd (PK)	18	1989-90
ANDERSON, Corey (WR)	7	2005-06
ANDERSON, Eric (TE)	98/85	1977-78
ANDERSON, Steve (DT)	92	1992-93
ANDREWS, Dominic (DE)	98	1995
ANDREWS, Jimmie (DB)	24	1973-74
ANDREWS, John (LB)	52	2003-04
ANDREWS, Vann (TE)	88	1979
ANSOLABEHERE, Benji (OL)		1970-71
ANTHONY, Charles (DB)	34/4	1987-88-89-90
ANTHONY, Rodelin (WR)	84	2006-07-08-09
ANTON, Mike (WR)		1972
ARANA, Dan (QB)		1971-72
ARCENEUX, Rene (Manager)		1968
ARMSTRONG, Auntwan (DB)	22	1990-91-92-93
ASIATA, Johan (OL)	78	2007-08
ASIODU, K.C. (DB)	30	2005-06-07
ASNARAN, Chris (DL)	95	2004
AUSTIN, Wesley (WR)	46	1975-76



BREWER

BAILEY, Henry (RB)	83/33	1991-92-93-94
BAINBRIDGE, Brent (OL)	75	1978
BAIR, Brandon (OL)	69	1999-2000-01
BAIRD, Kevin (TE)	82	2002-03-04
BAKER, Carlos (WR)	82	1995-96-97-98
BANKS, Kofi (WR)	82	1993-94
BANKS, Ron (SS-LB)	39/18	1987-88
BAREFIELD, Mark (WR)	80	2009
BARNES, Deon (WR)	85	2001-02
BARNES, Derrick (WR)	81	2002
BARNES, Jeff (LB)	54	1987
BARNETT, Dean (TE)	93/84	1978-79
BARRELLS, Leif (LB)	26	1989
BARRERA, Bob (DE-OL)	99/70	1980-81
BARRETT, Jordan (TE)	41	2009
BARRETT, Thomas (DB)	26	1982
BARSUHN, Dana (PK)	80/13	1997-98
BASS, Kevin (LB)	52	1994-95

BATES, Lee (OL)		1968
BATOON, Kawika (DB)	20	1997-98
BATTON, Bobby (RB)	20	1978-79
BAUCHAM, Bennie (DB)	32	1977
BAXTER, Michael (OL)	77	1981
BAYER, James (LB)	46	1982
BEALER, Mark (DL-LB)	95/57	1995-96-97-98
BEALL, Dave (DE-LB)	80	1974-75-76-78
BEAUCHAMP, Jason (DE-LB)	33	2006-07-08-09
BEAVERS, Darrell (DB)	23	1975-76
BEAVERS, Jerry (DB)	14	1968-69
BEAVERS, Marlon (DB)	29	1973-74-75-76
BEDARD, Jordan (PK)	18	1995-96
BEDICH, George (WR)		1970
BEHRENDSEN, Rich (OT)	72	1974-75-76-77
BELL, Beau (LB)	47/2	2004-05-06-07
BELL, Mike (WR)	31	1994
BELL, Ronnie (DB)	45	1972-73-74
BELL, Zach (DB-LB)	46	2001-02-03-04
BELLAMY, Nobie (WR)	82	1989
BETHKE, Brian (QB)	7	1976
BEVERLY, Keith (RB)	33	1974
BIAS, Shawn (OL)	54	1983-84
BIGGS, David (DB)	31	2008
BIGGS, Ron (OL)		1986
BIRITZ, Joe (OL)	63/59	1990-91
BITTEL, David (DE)		1968-69
BITTNER, Norm (LB)	41	1977-79
BLACK, Derek (RB)	3	1990-91
BLACK, Randy (DB)	22	1997-98-99-2000
BLACK, Tim (DL)	59	1996-97
BLAIR, David (LB)	58	2009
BLAKEFIELD, Jerry (OL)	70	1985-86
BLOOMER, Chanti (DB)	36/6	2004-05
BLUE, Anthony (DB)	14/1	1983-84-85-86
BLUNT, Sean (DB)	31	1984-85-86-87
BONE, Rob (QB)	16	1995-96-97
BOOKER, Bill (DL)		1970
BOONE, Royce (RB)	29	2002
BOSSERT, Courtney (OL)	55	1974-76
BOULDIN, Kent (TE)		1972
BOWDEN, Ty (DB)	28/27	1992-93
BOWEN, Eugene (QB)	9	1985-86
BOWLES, Ken (WR)	1	1976
BOWSER, Chris (OL)	77	2004-05-06
BOYKIN, Patrick (DL)	71	1984-85-86
BRADLEY, Adrian (LB)	52	2006-07
BRADLEY, Ed (LB-C)	97/50/51	1975-78-79
BRADDOCK, George (LB)		1972
BRANCH, DeJohn (RB)	20	1993-94-95
BRANCH, Jim (DL)		1971
BRANDON, Sam (WR-SS)	42	1998-2000-01
BRANER, Bob (OL)	59	1973-74
BRASILE, Sonny (QB)		1972
BRASSINGTON, Garrett (DL)	93	2001-02
BRAY, Craig (WR)	40	1973-74
BRENCE, Beau (DE)	48	2009
BREWER, Randy (TE)	87	1992-93-94
BRICKELL, Tyler (LB)	48	1997-98-99-2000
BRIDGES, Chris "Bo" (TE)	83	1984-85-86-87
BRIGHTON, Ed (LB-C)	90	1999-2000-01-02
BRIGHTMON, Darin (RB)	32	1986-87-88-89
BRIMMER, Jamaal (DB)	27	2001-02-03-04
BRISCO, Amar (WR-DB)	6/5	1995-97-98-99-2000
BROCK, Mike (DB)		1972-73
BROCKMAN, Sonny (DB)		1973
BROGDON, Chris (RB)	27	2006-07-08-09

BROOKS, Alonzo (DL)	85	1979
BROOKS, Mike (LB)		1968
BROOKS, Preston (DE)	91	2008-09
BROWN, Anthony (DB)	42/36	1995-96-97-98
BROWN, Byron (RB)	24	1982-84
BROWN, Connie (FS)	13	2002
BROWN, David (WR)	13	1983-84
BROWN, DeWayne (OL)	79	1982-83
BROWN, Greg (WR)		1970-71
BROWN, Jared (QB)	7	1994-95
BROWN, Jeff (DB)	29	2005
BROWN, Kevin (RB)	4	2000
BROWN, Michael (WR-CB)	25	1990-91-92
BROWN, Prince (DL)	90	2006
BROWN, Randy (OL)	60	1976
BRUNETTE, Andre (CB)	41	1994-95-96
BRYAN, Kyle (OL)	51	1981-82-83-84
BRYAN, Marcus (OL)	75	2004-05-06
BRYANT, Andy (OL)		1988
BUDAK, Dan (DB)	3	1977-78
BURNETT, Deon (RB)	20	2002-03
BURNSIDE, Bryan (LB)	24	1987
BURRIS, Sam (WR)	8	1980
BURRUS, Tosh (LB)	18	1999-2000-01
BURSEY, Lorenzo (WR/DB)	89/21	2007-08
BURTON, Tony (RB)	27	1995-96
BUTLER, Chris (TE)	87	2006-07
BUTLER, MacArthur (LB)	90	1982
BUTLER, Mark (DL)	56	1982
BUTLER, Reggie (LB)	32	2003-04
BUZICK, Steve (RB)	40	1968-69
BYERS, Mark (LB)	48	1993-94
BYWATERS, Tom (DB)	43	1974-75




CHEETANY


CADE, Tony (DB)	23	2006-07
CAGAANAN, Dorian (DL)	99	1981-82
CAHILL, Mark (QB)		1976
CAIN, Charles (OL)	78/61	1980-81-82
CALANCHE, Ernie (OL)	60	2000-01
CALDWELL, Jeff (RB)	27	1975
CALLAHAN, Roy (RB)	30	1974
CALVIN, Victor (DL-LB-TE)		1968
CAMPBELL, Brian (LB)	41	1983-84
CAMPBELL, DeShannon (DT)	93	1993-94
CANTERBERRY, Dietrich (DL)	91	2000-01-02-03
CARANO, Glenn (QB)	12	1974-75-76
CARDWELL, Derek (RB)		1973
CARHEE, Artis (RB)	3/2	1979-80
CARILLO, Paul (DT)	90	1994-95
CARTER, Bernie (DL)		1968
CARTER, Blanchard (OL)	71	1974-75-76
CARTER, Ira (DE)	91	1977
CARTER, Nate (LB)	55	2008-09
CARTER, Tyrone (DB)	47/9	1987-88
CARVER, Mel (RB)	24	1980-81
CASEY, Bill (QB)		1968
CASON, Pat (DB)	17/44	1976-77-78-79
CASTRO, Brian (OL)	77	1994-95
CASTRO, Terry (DL)	98	1987

CATALANO, Dan (LB)	35	2005
CAVARRETTA, Mike (LB)	54	1978
CHAPMAN, Dan (OL)		1982
CHANDLER, Will (DB)	1	2008-09
CHARLES, Derick (WR)		1995-96
CHEETANY, Ray (P-PK)	39	1999-2000
CHESS, Bob (OL)	61	1973-74-75
CHESS, Rocky (DB)	13	1981
CHOMKO, Bryan (DB)		1990
CHRISTIAN, Aaron (DL)	79	1987-88-89-90
CHRISTIE, Walter (DE)		1968-69
CHUDD, Mike (PK)	18	1992-93
CIMORELLI, Gene (DB-RB)	29	1986-87-88
CLANCEY, Mike (DB)	31	2002-03
CLARIDGE, Ryan (LB)	49	2000-01-03-04
CLARKE, Dave (LB)	53/39	1988-89-90
CLAUSEN, Mike (QB)	6	2008-09
CLAYTON, Omar (QB)	15/2	2007-08-09
CLEVELAND, Wayne (DL)		1971-72
CLIFFORD, Ryan (TE)	94	2001-02-03
CLOUGH, Keith (LB)	49	1990-92-93-94
COBB, Brian (RB)	31	1976-77
COBB, Robert (WR)	87	1978-79-80
COFFER, Bill (LB-DE)	59	1999-2000-01-02
COFFMAN, Bobby (DB)	9	1995-96
COLEMAN, Keith (LB)	43	1988-89
COLEMAN, Kwame (WR)	21	1994-95
COLLINS, Eric (DL)	92/99	1987-88
COLLINS, Michael (OT-C)	79	1991-92-93-94
CONCANNON, Jack (OL)	50/55	1975-76-78-79
CONEDY, Cliff (OL)		1973-74
CONTRERAS, Mike (OL)	98/65	1985-86-87
CONWAY, Justin (DL)	73/93	1997-98
COOK, Gary (P)	16	2001-02-03-04
COOK, Jim (PK)	17	1984-86-87-88
COOKS, Todd (LB)	37	1985-86-87
COOLEY, Oliver (LB)	94	1983-84-85
COOPER, Charles (RB)	31	1969-70-71
COOPER, Hunkie (QB-FL-KR)	14	1990-91
COOPER, Lance (TE)	87/86	1975-79-80
COOPER, Martin (DL)	53	1983-84
CORE, Bucky (PK)	4	1974
CORPODIAN, Greg (OL)		1980
CORREA, La'anui (DL)		1998
COSTA, Steven (FB)	24	1999-2000-01-02
COSTONIS, Paul (LB)	59	1993
COX, C.J. (RB)	3	2008-09
CRAFT, Eleander (DL)	63	1984
CRAIG, Diego (DB)	7	1984
CRANDAL, Tyler (OL)	78	2003
CREEL, Mel (OL)		1968
CREWS, Ron (DL)	98	1978-79
CRIMMEL, Robert (WR)		1970-71
CRITCHFIELD, "Big Joe" (OL)	56	2003-04
CROOK, Kevin (QB)	5	1995-96-97-98
CROOM, Larry (RB)	1	2002-03
CROUSE, Ray (RB)	32/21	1979-80-81
CROZIER, Rodney (DB)	24	1988-89
CRUMP, Kenneth (TE)	97	1990-91-92
CRUTCHLEY, Charles (DB)	36	1996-97
CULP, Byron (TE)	84	1993
CULP, Mike (DB)		1972
CUNNINGHAM, Bruce (DB)	4	1981
CUNNINGHAM, Hugh (LB)	52	1973-76
CUNNINGHAM, Randall (QB)	12	1982-83-84
CURTIS, Jermaine (TE/H)	1	1999
CUSTER, Steve (OL)		1972

ALL-TIME LETTERMEN




DALTON, Ross (DB)	41	1999-2000-01-02
DANCER, Ernest (LB)	90	1974
DARLINGTON, Doug (OL)	69	1974
DARNELL, Ted (TE-DL)	99	1995-96-97-98
DAVENPORT, Don (WR)	8	1976
DAVIS, Brett (WR)	37	1977-79
DAVIS, Cedric (TE)	88	1986-87-88
DAVIS, Chris (LB-OL)	74	1973-74-75-76
DAVIS, Jason (DB)	31/6	1991-92-93-94
DAVIS, Jason (QB)	9	1992-93-94-95
DAVIS, Mike (OL)	53	1972-73-74
DAVIS, Randall (LB)	47	1986
DAVIS, Wes (OL)	69	1982
DAVIS, Willie (DL-LB)	95	1983-84-85
DAVISON, Willie (OL)		1968
DeCLERCQ, Chuck (OL)		1972-73
DeCRISTO, Chris (OL)	29	1981
DE GIACOMO, Alex (DB)	22	2009
DeMARCO, David (LB)		1969-70
DEL CASTILLO, Joe (TE)	88	2004
DENTON, Jon (QB)	19	1996-97
DeSHANE, Ray (OL)	63	1971
Di LEO, Alan (PK)	25	1995-96
DiFIORE, Jim (QB)		1970-71-72-73
DiGIOVANNA, Joey (PK)	15	1983-84-85
DILLEY, Tony (DB)	17	1989-90
DIMRY, Charles (DB)	22	1984-85-86-87
DINKINS, Mansfield (DT)	95	1990-91-92
DIXON, Travis (QB/DB)	16/9	2007-08-09
DODD-MASTERS, Ruschard (DB)	3	2001-02-03-04
DODGE, Kirk (LB)	47	1982-83
DOMBROWSKI, Tim (RB)	38	1999
DOMINIQUE, Al (OL)	52/76	1984-85-86
DONATO, Mike (OL)	61	2007-08-09
DORSEY, Dominique (RB)	6/10	2001-02-03-04
DRAKE, Ron (OL)	57	1981-82-83-85
DRAWHORN, Anthony (DB)	23/4	1986-87
DRUMMER, Leon (WR)	23	1974
DUBIELLAK, Andrew (WR)	88	2000-01
DUER, Layton (OL)		1968-69
DUNBAR, Pete (DL)	97	2002-05
DUNLAP, James DL)	96	2009
DUPIN, Damir (DL)	91	1982-83
DURAN, Dave (PK)	4	1984-85
DYE, Mike (WR)	1	1974



EAGEN, Chris (DE)	47	2002-03
EARTHMAN, Bill (TE)	89	1980
EASTMAN, Marvin (RB)	31/29	1989-90
EDDLEMAN, Joe (OL)	77	2002

EDWARDS, BJ (FB)	32	1998-99
EFFERSON, David (DB)	8	1990-91
EISENBARTH, Steve (DL)		1981
EISHER, Doug (OL)	67	1981-82-83-84
EISHER, Kai (OL)		1982
ELDER, Paul (OL)	52	1988-89
ELDRIDGE, Jerry (LB)	66	1981-82-83
ELLENA, Brandon (OL)	74	1997-98
ELLIS, Russell (RB)	38	1977-78
EMERY, Rod (RB)	43	1983-84-85-86
ENGLAND, Les (DL)		1973
EPPENGER, Perry (DL/OL)	96/71	2006-07-08
ESTANDIA, Greg (TE)	86	2003-05
ESTES, Mike (LB)	49	1988
EVANOVICH, Ralph (TE)		1973
EVANS, Michael (OT)	78	1977-78
EVERSOLE, Gary (DE)	81	1977-78




FA'AVAE, George (DE)	98	2008
FACER, Kip (P)	82	2005-06
FAGA, Andrew (FB)	35	2001-02-03
FAGA, Faaou (DL)	39	2004-05-06-07
FAGA, Omega (LB)	48	2005-06-07
FAIRCLOTH, Chris (LB)		1976-77
FALO, Tauoa (DL)	90/93	1980-81
FARMER, Reggie (WR)	5	1983-85
FARNHAM, Jim (DB)		1970-71
FAUNCE, Brad (P)	17	1993-94
FAWCETT, Grant (DL)		1969-70-71
FEAGAI, Ramsey (OL)	65	2007-08-09
FERGUSON, Anthony (WR)		1991
FIELDS, Lamon (DB)	24	1985
FIKANY, Mark (OL)	54	1974
FISHER, Charles (DT)	54	1994-95-96-97
FISHER, Kris (TE)	83	1999
FLAIR, Casey (WR)	80	2005-06-07-08
FLETCHER, Lafayette (WR/DB)	24	2006-07-08
FLETES, Carlos (LB)		1990
FLOURNEY, Darren (LB)		1982
FLOYD, Todd (WR)	11	1995-96-97
FOLK, Kevin (DL)	78	1986-88
FOOTMAN, Dahrin (RB)	32/21	1996-97-98-99
FORCH, Michael (OT)	74	1968-69-70
FORSHEE, Dustin (OL)	62	2006
FORTE, Daryl (DB)	25/8	2006-07-08
FOSTER, John (LB)	55	1988-89
FOUTHER, Michael (DB)	27	1988
FRANK, Tom (LB)		1970
FRAZIER, Mike (LB)	40	2003-04
FREAS, Eddie (OL/LS)	67	2001-02
FREEMAN, Alonzo (LB)	56	2000-02
FREEMAN, Ike (LB-DL)	60/95	1984-86-87
FREUND, Michael (TE)	87	2002-03-04
FRIEDLI, Dean (DL-LB-OL)	49/56/75/1976-77-79-80	
FUJMAONO, Howie (DL)	66/94	2003-04-05-06
FUJMAONO, Starr (LB)	14	2006-07-09
FUNCHES, Julius (DL)	91/83	1979-80-81
FURIO, Dominic (OL)	73	2000-01-02-03
FURLOW, Terry (WR)	17	2003-04



GABRISCH, Mark (QB)	15	1979-80
GAITOR, Franz (CB)		1990
GAETANO, Jim (PK)	2/24	1977-78-79
GAJO, Adam (WR)	89	2003
GALES, Greg (LB)	44	1996-97-98
GALLAHAR, Gilbert (DL)	60	2005-06
GALLI, Bob (OL)		1972
GALLIA, Joe (RB)		1969-70-71-72
GAMBRELL, Leroy (LB)	39	1996-97
GARDENHIRE, Allen (WR)	6	1985
GARIN, Dave (DL)	65	1977-78
GARRITANO, Nick (PK)	13	1991-92-93-94
GARTEN, Steve (DL-OL)	62	1982-84-85
GATEWOOD, Randy (WR)	83	1993-94
GAYNOR, George (LB)	51	1974
GEATHERS, Jeremy (DE)	9	2006-07
GENT, Adam (LB)	57	2009
GENTRY, Larry (QB)	10	1978-79-80
GERARD, Rick (OL)	45/75	1984-85-86-87
GEORGE, Eddie (DB)	28	1973-74-75-76
Gi, Robert (RB)	40/29	1992-93
GIANNINOTO, John (OL)	66	2007-08-09
GIBSON, Harold (OL)		1970
GILBERT, Bret (LB)	58	1995-96-97
GILCHRIST, Mack (RB)	33	1968-69-70
GILES, Stuart (DE)	91	1974-75
GILMORE, Jack (WR)	45	1993-94-95
GLADNEY, Tony (WR)	89	1983-84-86
GLASCO, David (DB)	37	1980
GLASGOW, Marcus (DB)	39/28	1982-84-85-86
GLIDEWELL, Ben (OL)	71	1996-97
GLOVER, Anthony (LB)	41	1987
GODBEY, Paul (OL)	74	1983-84-85-86
GOINS, Tim (OL)	79/55	2004-05-06-07
GONZALES, Joe (RB)		1972-73
GONZALEZ, Bubba (C)	53/76	1996-97-98
GONZALEZ, Jose (C)	63	1994-95
GOOKINS, Norm (DB)		1972-73
GORDON, Ernest (DB)	14	2003-04-05
GORDON, George (FB)	40	2000-01
GORHAM, Zach (OL)	68	2002-03-04-05
GORTZ, Steve (P)	9	1976-77-78
GRAHAM, Jesse (RB)		1981
GRAHAM, John (DE)	94	1979
GRAHAM, Johnny (RB)	39	2001
GRANGER, Don (LB)	54	1980-81
GRANT, Mike (DB)	25	2009
GRANT, Richard (DL-OL)	72	1982-84
GRANTZ, Tony (QB)	10	1974
GRAY, Brandon (OL)	63	2003-04-05-06
GRAY, Bruce (LB)		1968-69-71
GRAY, Kevin (OL)	77	1974-75-76
GRAY, Leo (WR)	8	1977-78
GRAY, Tyrone (OL)	64	1983-84
GREEN, Chris (RB)	38/23	1983-84-85
GREEN, Mark (DB)		1973
GREENE, Sam (WR)	42	1978-79-80
GREER, John (OL)	72	1997-98-99-2000

GRIFFIN, Greg (DT)		1972
GRIFFIN, Steve (LB)		1976
GRUNDY, Robert (OL)	67	1998-99
GUERRA, Marco (OL)	70	2003-04-05-06
GUICE, John (CB)	1	2005-06
GUIDRY, Ondra (WR)	2	1987-89
GUNDERSON, Scott (OL)	66	1988
GUNN, Tony (DL)	99	1983-84-85
GUTOWSKI, Mike (OL)		1968-69-70



HAGGERTY, Steve (RB)		1974
HALES, Jacob (DL)	92	2005-06-07-08
HALL, Aaron (C)	59	1998
HALL, John (WR)		1969
HAMBRICK, Darral (WR)	80	1979-80-81-82
HAMILTON, Sharif (DB)	31	1999-2000
HANDLEY, Jamie (LB)		1995-96
HANKINS, Coury (RB)	34/4	1996-97-98-99
HANSEN, Jack (TE)		1972-73
HANSON, Ryan (QB-LS)	14	2000
HARDEN, Patrick (OL)	64	1986-87-88-89
HARDY, Lucien (DB)	46/22	1974-77-78
HARO, Joe (DB-RB)	34	1999-2000-01-02
HARPER, Sean (LB)	44	1988-89
HARRINGTON, Austin (TE)	89	2009
HARRIS, Adrian (LB)	64	1984-85-86-87
HARRIS, Brian (WR)	13	1975-76-77-78
HARRIS, Jeff (P)	5	1976
HARRIS, Kevin (DB)	7	1988-89
HARRIS, Matt (WR)	88	2002
HARRISON, Marcus (DL-LB)	84	1981-82
HART, Brian (OL)	69/54	1997-98-99-2000
HART, Tim (OL)	61	1978-79
HART, Vince (PK)		1970-71
HASLIP, Shaun (DB)	24	1997
HAUGABROOK, Kenny (LB)	60	1981
HAVERTY, Mike (WR)	19	1972-73-74-76
HAWKINS, Birtton (WR)	89	1992-93
HAWKINS, Nathaniel (WR)	80	1968-69-70-71
HAWLEY, Joe (OL)	59	2006-07-08-09
HAWTHORNE, Lloyd (RB)	34	1985
HAYES, Bill (OL)		1971-72
HAYS, Mark (DB)	1	1997-98
HAYNES, Robert (RB)		1968-69
HAYWARD, Chris (QB)	11	1998-99-2000
HEATH, Jason (OL)	70	2009
HEIDELBERT, Dallas (LB)		1982
HEISE, Ryan (LS)	72	2003-04-05-06
HEMMANS, Al (DB)	13	1987-88
HENDERSON, Lloyd (RB)	33	1979-80-82-83
HENDERSON, Wymon (DB)	2	1981-82
HENDRICK, George		1968-69
HENLEY, Chad (FB)	44	2004
HENRY, Steve (OL)		1972-73
HERMAN, Paul (OL)	75	1981-82
HICKS, Lamont (LB)	37	1994-95-96
HIGGINS, John (DB)	25	1980-81
HIGH, TIM (DL)	97	2007
HILL, Mario (DL)	99	2004-05



ALL-TIME LETTERMEN

HILLIARD, Andre (DB)	26	1998-99
HILLIARD, Carlos (DB)	7	1995-96
HILLIKER, Bill (WR)	43	1979-80
HILTON, Rumone (LB)	55	1990-91-92-93
HINDS, Rocky (QB)	3	2006
HO-CHING, Jordan (RB)	42	2007
HOBSON, Reggie (WR)	26	1984-85
HODGES, Larry (RB)		1968
HOFFMAN, Brad (PK)	1	1974-75
HOLLERMEIER, Chris (DB)	31	2005
HOLLIDAY, John (RB)	20	2000
HOLLIS, David (DB)	25	1983-84-85-86
HOLLOWAY, Cameron (WR)	5	1979-81-82
HOLMES, Sidney (RB-LB)	43	1992-93
HORN, Alvin (DB)	36	1984-85-86
HORN, Andre (LB)	46	1984-85
HORTON, Shane (DB)	21	2007
HOUSTON, Hank (DL)	54	1982
HOWARD, Damien (DL)	68	1995
HOWARD, Geoffery (DB)	7	2007-08
HULBERG, Bob (PK)	21	1985-86
HULLETT, Greg (OL)	63	2000-01
HUMAN, Bryan (DB)	36	1979-80-81
HURLEY, John (OT)	77	1991-92
HUSBANDS, Ron (RB)		1971-72
HYDE, Barry (DB)	28/29	1977-78

I



INGERSOLL, J.

INGERSOLL, Eric (DL)	68	1980
INGERSOLL, Joe (DL)	78	1973-74-75
IRVIN, Steve (LB)		1998
IRWIN, Ken (TE)		1970-71
ISHII, Dack (QB/P)	19	2007-08

J



JENKINS, KE.

JACKSON, Bernard (RB-WR)	5	1987-88
JACKSON, Cleveland (TE)	84	1977-78
JACKSON, Erick (RB)	26	2003-04-05-06
JACKSON, Jarrod	4	2005
JACKSON, Richard (DB)	31	1979-80
JACKSON, Tommy (RB)	33	1987-88-89
JACKSON, Ty (WR)	8/84	1995-96-97
JACOBS, Mike (LB)	89	1976-78-79
JAEHN, Rodney (LB)	49	1977
JAEKLE, Ben (PK)	86/39	2006-08-09
JAMES, Charles (WR)	3	2000
JAMES, Duane (WR)	16	1998-99
JAMES, Gary (OL)		1972
JAMES, George (WR)		1982
JAMES, Mi'Von (DB)	5	2006-07
JAMES, Teddy (RB)	23	1990-91
JARVIS, Charles (DB)	18	1979-80-81
JEBERAEEL, Mario (OL)	67	2005-06-07-08

JEHLICKA, Perry (DB)	36	1993-94-95
JENKINS, Keyvan (RB)	22	1979-80-82-83
JENKINS, Kinyon (DB)	20/43	1980-81
JENKINS, Steve (DL)	79	1971-72-75
JENSEN, Jeff (OL)	75	1989
JOHNSON, Carlton (DB)	25/1	1989-90-91
JOHNSON, Clyde (DB)		1981
JOHNSON, Darryl (TE)	82	1982-83
JOHNSON, Dwayne (WR)	8	1983
JOHNSON, Earvin (WR)	4	2001-02-03-04
JOHNSON, Jabari (RB)	32	2000-01
JOHNSON, John (DB)	8	1986
JOHNSON, Kelvin (QB)	14	1982
JOHNSON, Kenneth (DB)	28	2007
JOHNSON, Marcus (OL)	76	2001-02-03-04
JOHNSON, Marques (WR)	85	2004-06
JOHNSON, Michael (DB)	35	2006-07
JOHNSON, Michael (WR)	8	2000-01-02-03
JOHNSON, Michael (TB-WR)	28/7	2008-09
JOHNSON, Mike (LB)	47	1978-79-80-81
JOHNSON, Rodrick (RB)	32	1997
JOHNSON, Rossie (LB-DE)	44	1992-93-94-95
JOHNSTON, James (TE)	94	1996-97
JONES, Alonzo (LB-DE)	49	1995-96-97-99
JONES, Andre (RB-DB)	36	1974-76-77
JONES, Chris (DB)	5	2008-09
JONES, Crayton (DB)	11/4	1976-77
JONES, Daniel (DB)	15	2002-03
JONES, Danny (DL)	92	1976-77-79
JONES, Dave (OL)	67	1978-79-80
JONES, Jon (OL)	67	1989-90-91
JONES, Kirk (RB)	20	1983-84-85-86
JONES, Paul (LB)	85	1974
JONES, Richard (PK-P)	11	1983
JONES, Roderick (DE-LB)	10/96	1996-97-98-99
JORDAN, Larry (DB)	53	1977
JUSTICE, Jeff (DL)	82	1978-79-80-81

K



KEENER

KAHRE, Bob (DB)		1980
KALLER, Rob (OL)	60	1995
KAPANUI, Kamu (FB)	43	2005-07-08-09
KAUZLARICH, Vince (OL)		1973
KEENER, Daemon (WR-DB)	8	1990-92-93-94
KELLEY, Carlton (QB)	12	1977
KELLY, Bobby (LB)	38	2004-05
KELLY, Mike (DB-RB)	25/24	1974-75-76
KENION, Nate (DB)	36	2005-06
KENNEDY, Don (QB)	13	1969-70
KINCAID, Keith (OL)	62	2002
KING, Dennis (LB)	85	1976-77
KING, Sam (QB)	1	1979-81
KINNARD, Ken (LB-RB-TE)	51/40	1995-96-97-98
KIRKLAND, Tremayne (WR)	21/3	2003-05
KIRKPATRICK, Troy (DL)	70/98	1997-98
KNIGHT, Jesse (TE/OL)	81/79	2004-05
KNIGHT, Marion (DL)	54	1985-86
KNOX, Daryl (LB)	87	1984-85
KNUTSON, Tate (WR)	81	2007-08-09
KOHORST, Keith (OL)	63	1981-82

KOONTZ, Jason (OL)	76	2009
KRAVETZ, Matt (LB)	53	2009
KRIEGER, Ron (QB)	8	1984
KRISTOSIK, Joe (P)	97	1995-96-97-98
KUNZER, Tom (RB)		1972

L



LARRY

La FRANCE, Reggie (TE)	85	1980-81-82-84
LACY, D'Mentrie (CB)	7	1992-93
LAMERS, Brendon (P)	45	2009
LANEY, Calvin (QB)	11	1984-85
LANZI, Rick (QB)		1982
LARRY, Admiral Dewey (WR-DB)	4	1979-80
LARSON, Mark (TE)		1968-69
LARSON, Mark (OL)	60	1975
LAWSON, Clint (DL)	96/66	1989-90
LAZARUS, Andrew (RB)	20	1981
LEATHAM, Mike (TE-LS)	83	1997-98
LEE, Mike (LB)		1971-72
LEE, Terrance (S)	23	2008-09
LeJUNE, Sonny (PK)	6	1976
LEONARD, Cedric (OL)	70	1991-92-93-94
LEONARD, Milton (DB)		1970-71
LERZ, Harold (OL)		1971
LEVY, Lee (DE)	92	1974
LEWIS, Tony (RB)	32/2	1981-83-84-85
LEWIS, Tom (TE)	85	1992-93
LIBONATI, Daren (PK)	6	1986-87
LIEBENSTEIN, Todd (DE)	96	1978-79-80-81
LIGON, Al (DB)	23	1982-83
LILIO, Bucky (DL)		1970
LITTLETON, Darrell (WR)	3	1980-81
LITTLEFIELD, Lanny		1968
LIVINGOOD, Blake (OL)	77	1998-99
LOCKHART, K.C. (OL)	54	1989-90
LOFTON, Elgin (DL)	69	1990-91
LOGAN, Rich (DB)		1968-69-70
LOMPNEY, Mark (RB)	17/35	1984-85
LONDON, Keith (LB)	68	1984
LOPEZ, Rolando (OL)		1972
LOVAT, Darin (C)	74	1993-94-95-96
LOVATO, Carlos (DL)	68/93	1981-83-85
LOVE, Omar (RB)	4	1992-93-94-96
LOWRY, Bob (QB-DB)	14	1976-78-79-80
LUCAS, Lenny (DB)		1973
LUPPENS, Dennis (OL)	53	1978-79
LUSTER, Andre (RB)		1990
LUXENBERG, Jason (TE-LS)	96/61	2004-05
LYNCH, Michael (LB)	40	2007
LYONS, Tim (OL)	56	1988

M



MAZION

MA'AE, John (QB)	15	1990-91-92
------------------	----	------------


MacNAUGHTON, Dan (TE)		1971-72
MACK, Andrew (OL)	50	2009
MACK, Clarence (WR-DB)	29/5	1991-92
MACK, Hiram (RB)	26/21	1981-82
MACEY, Sean (DB)	25	2000-01-02-03
MACY, Marty (DE)		1972
MAFI, Heivaha (DE)	42	2008-09
MAHER, Joe (LB)	45	1977-78-79-81
MAIKAI, Francis (OL)		1977
MAILE, Robin (DL)	91	1997-98
MALLOO, George (DB)	38	1986-87
MANDLEY, DeJohnn (TE)	80	1999-2000-01-02
MANGIARACINA, Jerry (DB)	19	1978
MANGIARACINA, Marcus		1978
MARCHAL, Evan (OL)	73	2007-08-09
MAREKO, Daniel (DE)	47	2009
MARRONE, Andy (LB)	51	1990-91
MARSHALL, Alvin (RB-WR)	24	2004
MARTIN, Daniel (LB)	28	1994-95
MARTIN, Marquel (DB)	45/13	2006-07-08-09
MARTINEZ, Ysadore (DB)		1974
MARSHALL, Simon (RB)		1982
MARVEL, Justin (WR)	9/11/15	2005-06-08
MASON, Troy (WR)	86	1999-2000-01-02
MASSEY, Brian (OG)	68	1991-92
MASSEY, James (DB)		1970-71-72-73
MATHEWS, Marshall (PK)		1995
MATHIS, Jim (LB)		1968
MATSON, Joe (LB)		1982
MATOUSEK, Steve (RB)		1972-73
MATTES, Greg (OL)	77	1989-90
MATTINSON, Bubba (LB)	51	1979-80
MAWSON, George (OL)		1968-69
MAYNARD, Matt (TE)	85	2000
MAYNE, Kenny (QB)	14	1981
MAZION, Rodney (FS)	2	1991-92-93-94
McCARDLELL, Keenan (WR)	84	1987-88-89-90
McCOY, Sean (LB)	23	1986-87
McDADE, Michael (WR)	88	1983-84
McDADE, Reese (LB)	58	1994
McDANIEL, Royal (LB)	40	1990-91
McDERMOTT, Matt (RB)		1990
McDONALD, Ryan (P)	17	1999-2000-01
McGOWAN, Howard (OL)	66	1991-92-93-94
McGOWENS, Vince (WR)	5	1989-90
McKISKI, Mike (OL)	74	2004-05-06-07
McLAURIN, Robbin (DB)	9	1980
McLELLAN, Mike (RB-DB)	18	1974-75
McQUAID, Dan (OL)	71	1980-81-82-83
MECHAM, Mark (OT)	76	1991-92-93-94
MEDCHILL, Patt (DB)		1970-71-72
MEDLOCK, Jason (LB)	88	1992-93
MELCHER, Tim (DL)	83/84	1974-75-76
MELSON, AJ (DB)	31	1995
MELTON, Henry (RB)	42	1974-75-76-77
MENDOZA, Alonzo (P)		1990
MENENDEZ, Joel (OL)	78	2000-01
MERHI, Kareem (LB)	50	2004
MERKERSON, Alton (LB)	46	1993-94
METTEN, Greg (DL)		1969
MIKLOS, Joe (LB)	45	2002-03-04-05
MILLER, Ahmad (DL)	44	1999-2000-01
MILLER, Avery (LB)	96/39	1988-89
MILLER, Jimmy (LB)	51	2007-08
MILLER, Marguet (DL)	86	1985-86-87
MILLER, Vic (RB)		1982
MINEO, Sam (TE)	96/89	1995-96-97-98

ALL-TIME LETTERMEN



MINOLETTI, Giovanni (DB)	35	1995-96-97
MITCHELL, Aaron (DB)	48	1977-78
MITCHELL, Cary (LB)		1971-72
MITCHELL, Greg (LB)		1970-71-72-73
MITCHELL, Ken (LB)		1970-71
MITCHELL, Sheddric (OL)	79	2002
MOALA, Siosifa (OL)	64	2007-08
MOISEYEV, Mark (OL)	76	1978-79
MONROE, Derrick (DT)	92	1995-96-97-98
MONROE, Stacy (LB)		1990
MONTOYA, Sam (LB)	57	1973-74
MOOG, Aaron (DT)	76	1981-83-84
MOORE, Darall (RB)	35	1975-76-77
MOORE, Jack (LB)	52	1986-87
MOORE, Leon (DL)	98	2002-03-04-05
MORALES, David (LB)	92	1982
MORENO, Jim (OL)	77	1983-84-85-86
MORGAN, Dick (OL)		1968
MORIARTY, Kellen (DB)	41	2006
MORRISON, Dan (OL)		1970-71
MORRISON, Robbie (OL)	72	1991-93-94-95
MORTON, Michael (RB)	23	1978-79-80-81
MUELLER, Aaron (OL)	54	2004-05-06
MULLANEY, Ryan (LB)	51	1977-78-80
MUNDY, Nehemiah (DB)	25	2007
MURPHY, Matt (OL)	75	2007-08-09
MURPHY, Kejon (RB)	28	1988
MYERS, Bill (LB)	51	1968-69
MYERS, Eric (LB)	67	1986-87


N



NICHOLSON

NANTKES, Kurt (QB)	7	2001-02-03-04
NEFF, David (OL)		1968-69-70-71
NELINGER, Gus (LB)	59	1987-88
NELSON, Jamie (WR)	22	1988-89
NELSON, Kyle (DL)		1971-72-73
NELSON, Mike (LB)	99	1978-79
NELSON, Ted (DB)	39	1982-84-85-86
NERO, Bobby (WR)	1	2000-01
NEWTON, Steve (LB-DL)	45	1999-2000-01
NICHOLSON, Brian (DL)	92	2003-04
NICHOLSON, Derek (DL)	90	1986-87-88-89
NILES, Bradley (LB)	44	2006-07
NIX, Ron (OL)		1968-69
NIXON, Bill (OL)	53	1980
NOVESEL, Mark (OL)	70/71	1978-79
NOWDEN, Shannon (DB)	23	2004-05
NUNNELLY, Wayne (RB)		1972

O



ODEGARD

O'CALLAGHAN, Mike (DL-OL)	94/70	1975-76
ODEGARD, Don (CB)	9	1989
OLOGBOSELE, Marquez (OL)	79	1999

OLSEN, David (DB)	37	2002-03-04-05
OLSEN, Derek (DB-LB)	38	2000-01-02-03
O'NEIL, Phil (DL)	97	1978-79-80-82
ONIWOR, Joseph (DL)	99	2002-03
OPERIN, Bill (OL)	58	1985-86-87-88
OPSAL, Dennis (OL)	68	1977-78-79
O'REILLY, Tim (PK)	17	1996-97-98-99
ORICK, Brad (TE)	48	1990
ORME, Brent (TE)		1982
ORNELAS, Mike (DL)		1969
ORR, Robert (OL)	56	1984-85-86-87
ORR, Scott (DL)	89	1972-73-74
ORTH, Beau (S)	40	2008-09
OSTERHOUT, Brad (TE)	84	1999-2000-01
OTTO, Mike (LB)	47	1974-75
OWENS, LaMar (LB)	13	2000-01

P



PATTON

PACHECO, Brian (P)	49	2007
PACHECO, Danny (DL-C)	90/66	1997-98-99
PALELEI, Lonnie (DL-OG)	54	1991-92
PALEPOI, Anton (DE)	47	2000-01
PALMUCCI, Jason (LB)	52	1999
PANIK, Justin (LB)		1992
PAPPAS, Dave (DL)	97	1988
PAULO, Ronnie (LB)	56	2007-08-09
PARKHURST, Scott (DE)	37	2000-01
PARVIN, Brian (P)	17	1991-92
PATTISON, Matt (LB)	34	2005-06
PATTON, Marshall (OL)	72	1979-80
PATTON, Scott (LB)	38/52	1996-97
PAYNE, Phillip (WR)	18/4	2008-09
PEARCE, Dusty (LB-DE)	50	1998-99
PEEPLES, David (RB)	20	2005-06-07-08
PEKO, Tony (OL)	50	1985-86-87-88
PEREZ, Jonathan (RB)	34	1991-92-93-94
PEREZ, Jorge (OL)	51	1986-87-88-89
PERKINS, Dyante (FB)	5	2002-03-04
PERRY, Damon (DL)	79	1984
PERRY, Tracie (OL)	73	1992-93
PETERSON, Todd (DB)	46	1979-80
PFEIFER, Richard (LB)		1969-70
PHEE, Jordan (OL)	57	1976-77-79-80
PHILLIPS, Freddie (DB)	40/21	1986-87-88-89
PHILLIPS, Joe (RB-K)	34	1981-82
PICKENS, Darnell (LB)	97/55	1984-85-86-87
PIEFFER, Dillon (PK)	95	2000-01-02-03
PIERUCCI, Jerald (OL)	64	1995-96-97-98
PIERUCCI, Jerrad (LB)	55	1996-97-98-99
PILAROWSKI, Glenn (OL)	71	1998
PILI, Thor (DL)	94	2007-08
PILLER, Scott (OL)	72/65/61	1981-83-84-85
PLANTE, Luke (TE)	90	2008
PLUNKETT, Art (OL)	70/79	1977-78-79-80
PLUNKETT, Richie (OL)	79	2007-08
POINTER, Quinton (DB)	18/10	2007-08-09
POLLEY, Tom (LB)	90	1983-84
POOLE, Wyatt (WR)	87	2000
PORTER, Donnell (FS)	42	1992
PORTER, Ira (TE)		1971-72

POSEY, Bittney (LB)	57	1993-94
POWELL, George (DB)		1968-69-70
POWELL, Phillip (RB)	29	1996
PRICE, Charles (QB)	16	1988-89
PRICE, John (RB)	47	1990-91-92
PRINTUP, Maurice (RB)	21	1984
PROVENSAL, Frank (DL)		1969-70
PRY, Mike (WR)	15	1973-75
PRYOR, Dale (DB)		1980
PURCELL, Bill (WR)	38	1981-82
PURVIS, Deante (DB)	26	2008-09
PLYLE, Arcee (FS)		1986-87

Q



QUINTON

QUICK, Matt (P)		1982
QUINTON, Dustin (OL)	73	1986-87-88-90

R




ROSE

RANDLEMAN, Calvin (DB)	38	2009
RAMIREZ, Greg (DB)	37	1990-91
RAMSEY, Randy (OL)	95	1975
RANDLE, Darrell (TE)	88	1989-90
RATHER, Bob (LB)	43	1977-78
RAY, Matt (QB)	9	1999
REARDON, Keith (PK)	34/11	1979-80
REDDICK, Mike (WR)	42	1987-88
REED, Chad (QB)	7	1997-98
REED, Chuck (DL)	99	1990-91
REED, Dalton (DB)	27	1983-84
REED, Elroy (TE)		1992
REED, Michael (WR)	12/11	1980-81-83
REED, Phil (DL)	92	1999-2000-01-02
REEVES, Brian (DB)		1973
REEVES, Rodger (TE)		1969-70
REILY, Mike (OL)	78	1995-96-97-98
REINOEHL, Jody (LB)	97/46	1987-88-89-90
RELF, David (WR)	84	2002-03
REYNOLDS, Allyn (QB)	16	1982
REYNOLDS JR., Demario (LB)	40	2005
REYNOLDS, Jerry (OL)	61	1990-91-92-93
RHABURN, Kevin (DB)	21	1999-2000
RHYNES, Tony (P)	15	1987-88-89
RICE, Robert (DB)	36	1982-83
RICHARDSON, Mark (TE)		1974
RIGGS, Aveion (LB)	48	1981
RILEY, Daryl (OL)	78	1982
RILEY, Jaja (RB)	2/5	2004-05
RILEY, Karl (DL)	64	1973-74-75-76
RILEY, Tom (DE)	98	1991-92
RIZO, Randy (DL)	63	1974-76-77-78
ROBERTS, Don (LB)	35	1989-90
ROBERTS, Jesse (WR)		1973
ROBERTSON, C.J. (OL)	61	1988

ROBERTSON, Doug (QB)	7	1978
ROBERTSON, Steve (OL)	65	1980-81
ROBINSON, Dennis (DB)		1970-71-72
ROBINSON, Gerald (DB)	6	1988-89
ROBINSON, Jerriman (WR)	85	2007-08-09
ROBINSON, Marvin (WR-LB)	81/38/29	1992-93-94-95
ROBINSON, Marvin (DB)	14	1993-94
RODGERS, Yusef (OL)	77	2009
RODERICK, Tyrice (DB)	45	1989-90
RODRIGUES, Tony (LB)	58	1977-78
RODRIGUEZ, Gerold (WR)	83	2007-08
RODRIGUEZ, Manny (RB)	22	1975-76
RODRIGUEZ, Mike (LB)		1973
ROGERS, Julius (DL)	60	1971-72-73-74
ROGERS, Ken (TE)	87	1988-89
ROGERS, Ken (FB)	38	1974-75
ROPER, Doug (OL)	62	1990-91-92-93
ROSE, Devon (LB)	51	1998-2000-01
ROSE, Ken (LB)	17	1982-83
ROUNDTREE, Devin (DB)	38	2006
ROUNDTREE, Ray (DL)	60	1989-90
ROUZARD, Wiselet (DB)	22/46	2006-07-08-09
ROWLAND, Tommy (DL)	77	1968-69-70-71
ROZANSKI, Walt (LB)		1973
RUDOLPH, Jeremi (RB)	7	1999-2000
RUGGEROLI, Chuck (TE)	92	1983
RUGGLES, David (OL)	68	1987-88
RUIZ, Gordon (OL)	59	1984
RUSSELL, Willie (RB)	33	1975
RUSSI, Steve (DB)		1968
RUTLEDGE, Kevin (DB-P)	34	1980-81
RYDALCH, Nate (WR)	81	1999-2000

S




SAWYER

SAGAPOLU, Kawika (DL)	99	1999
SAIGNES, Ed (DB)	16	1981-84-85
SAINT PREUX, Renan (WR)	17	2005-06-07-09
SALDI, Bryce (LB)	54	2008
SALVESTRIN, John (OL)		1973
SANDERS, Quincy (DB)	2	1995-96-97-99
SANDONE, Tony (LB-OL)	58	1974-75
SANDUSKY, Jim (WR)	7	1981
SAPHIRE, George (RB)	42	1968-69-70
SATTERFIELD, Dusty (OL)	59	1975-76-77
SAVAGE, Mike (DL-DB)	66/26	1974-76
SAWYER, Talance (TE-DE)	85/9	1995-96-97-98
SCHLAUPITZ, Bill (OL)		1971-72
SCHNABEL, Kurt (TE-WR)	86	1973-74-75-76
SCHREINER, Steve (LB)	56	1981
SCHULZE ZUMKLEY, Hubi (PK)	14/41	2001-04-05
SCOGGINS, Ron (OL)	73	1983-84-85
SCOTT, Gerald (DL)	75	1976
SCOTT, Jessie (RB)		1968
SCOTT, Tyrone (DB)	24	1991-92-93
SEARS, Bruce (DL)	98	1980-81
SECCOMBE, Matt (LB)	64/57	2004-05-06-07
SEWARD, Adam (LB)	55	2001-02-03-04
SEYMOUR, Javon (RB)	30	1995
SHACKELFORD, Elton (DL)	98	2006-07
SHERWOOD, George (LB)	39	1977-78-79




ALL-TIME LETTERMEN

SHIGEMATSU, Delroy (OL)	73	1977-78-79-80
SHKURENSKY, Mike (DL)	88	1969-70
SILVERMAN, Craig (DL)	91/90	1976-77-78-79
SIMO, Justin (LB)	56	1996-97
SIMIEN, Erik (DE)	91/51	1992-93
SIMMONS, Jimmy (RB)	27	1977
SIMMS, Steve (OL)	78	1983-84-85
SIMPSON, Shannon (DT)	93	1991-92
SIMONTON, Mickey (OL)	52	1977-78
SIMS, Greg (OL)	69	1984-85
SIMS, Scott (QB)	1	1987-88-89
SKIPWORTH, Shayne (LB)		1970-71
SLACK, Keith (DB)	19	1981-82-83
SLOAN, Sean (OL)	52/70	1980-81-82
SMART, Solomon (DB)	13	2005-06-07
SMALLS, Mike (LB)	48	1991-92
SMELTZER, Toby (DB-WR)	23	1999-2000-01-02
SMITH, A.C. (LB)	25/58	1997-98-99
SMITH, DeWayne (RB)	29	1984
SMITH, Doug (LB)	40	1975-76-78-79
SMITH, Mac (DL-OL)	96	1996-97
SMITH, Ronnie (RB)	28	2005-06
SOLORIO, Luis (PK)	13	1989-90
SORENSEN, Trevan (TE)	83	2000-01
SOUZA, Frank (OL)		1971-72
SPARKS, Roy (PK)		1975
SPEK, Jeff (TE)	93/88	1979-80-81
SPENCER, Greg (LB-OL)	30/62	1975-76-77-78
SPINKS, Sylvester (RB)	39	1975-76
STAGGS, Jay (DB)	42	2003-04-05-06
STALLSMITH, Jean-Hans (DL)	93	1996-97
STALLWORTH, Steve (QB)	10	1983-84-85-86
STARBIRD, Robert (TE)	88	1974-75-77
STARKES, Jim (QB)		1970-71-72
STARKES, Tyrone (LB)	44	1990
STEICHEN, Shane (QB)	9/15	2003-04-05-06
STELLINO, Reeves (LB)	5	1991
STEPHENS, Terrelle (DL)	94	1999
STEWART, Dan (DB)	1	1995-96
STEWART, Jeff (OL)	62	1979-81
STOCKHAM, Bob (QB)	11	1992-93
STOTT, Derek (QB)	11	1988-89-90-91
STRAITEN, Aaron (WR)	1	2006-07
STRECKER, Russ (DL)	83	1975-76-77-79
STRONG, Raymond (RB)	21	1976-77
STUBBLEFIELD, Rick (TE)		1996
SUGGS, Anthony (DL)	98	1999-2000
SUMMERS, Frank (RB)	4	2007-08
SUNIA, James (LB)	43	1998-99-2000
SUTTON, Chameion (DB)	21	2001-02
SWALL, Bill (LB)		1972
SWEENEY, Tom (OL)	64/63	1986-87
SWENSON, Andy (PK)	34	1983




TAFUA, Isaiah (DT)	93	2004-05
TAGOAI, Will (CB)	28/8	2003-05
TAUMUA, Malo (DL)	93	2007-08-09
TAYLOR, Jon (LB)	48	1984-85
TAYLOR, Larry (DL)	91	1980

TAYLOR, Morris (TE-LB-DE)	86/96	1990-91-92-93
TAYLOR, Ray (WR)	1/82	1982-83-84
TAYLOR, Rod (DB)	42	1983-84-85-86
TEELE, James (DB)	23	1997-98
TEIXEIRA, Andre (DB)	38	1996-97-98
TELLIARD, Tim (LB)	41	1980-81
TERRELL, Tony (OL)	70	1999-2000-01-02
TESORO, Sean (OL)	63	2009
TEVASEU, Martin (DL)	68	2008-09
THAYER, Jim (PK)	3	1972-73-74
THOMAS, George (WR)	3	1984-85-86-87
THOMAS, Jabbar (DB-RB)	30	1992-93-94-95
THOMAS, Jason (QB)	2	2000-01-02
THOMAS, Kevin (CB)	28	1998-99-2000-01
THOMAS, Larry (DB)		1988
THOMAS, Mike (RB)	22	1973-74
THOMAS, Reese (LB)	58	1990-91-92
THOMAS, Rico (DB)	26	2007
THOMAS, Terry (OL)	75	1973-74
THOMPSON, Demond (WR)	80/3	1991-92-93
THOMPSON, Hank (LB)	45	1984
THOMPSON, Imari (RB)	30	2009
THOMPSON, Jim (DB)		1968-69
THORNS, Henry (WR-DB)	28	1979-80
TILLMAN, Ryan (DB)	29	2006-07-08-09
TINOISAMOA, Mike (LB)	59	2003
TOLEDO, Kea (OL)	69	2005-06
TOLIVER, Floyd (WR)		1972
TOMLINSON, Allan (DB)	30	1978-79-81
TOOHEY, Jason (WR)	80/88	1995-96-97
TOOMER, Kyle (RB)	23	1988-89
TORRES, Art (OL)		1969-70
TOWNES, Tiger (DT)	99/56	1992-93
TRAMMELL, Justin (OL)	73	1995
TRAMONTANAS, Peter (TE-C)	89/61	1998-99-2000-01
TRAPPS, Les (OL)	71	1977-78
TRAVERS JR., Robert (DL)	57	2005-06
TRICKEY, Travis (LB)	52	2009
TRIO, Sam (DL)	95	1976
TROSI, Larry (DB)		1969-71
TROTTER, Channing (RB)	32	2007-08-09
TUCKER, Jimmy (WR)	86	1979
TUCKER, Ken (DB)	25	1987
TUCKER, Tyrone (LB)	52	2002
TURNAGE, Aldwin (DT)	94	1991-92-93-94
TURNER, Nate (WR)	6	1999-2000
TURNER, Scott (QB)	10/6	2002-03
TYLER, P.J. (LB)		1994




VACCARO, Steve (LB)	48	2003
VAEFAGA, Sao (DL)	64	1977-78
VALLIS, Ron (OL)	64	1982
VALLINE, Jim (DL)	68	1968-69
VALMORE, Mark (RB)	26	1992-93-94-95
VAN HORNE, Rick (DB)	9	1982-83
VAN HOUTEN, Gary (QB)	16	1974-75-76
VAN NESS, Greg (QB)	15	1977
VAN OVER, Jamiel (LB)	51	2005
VANNUCCI, Anthony (RB)		1989

VARGAS, Mark (DL)	93	1975
VARGAS, Pete (OL)	53	1982
VARON, George (LB)	45	1986-87
VAUGHAN, Jason (QB)	10	1999-2000
VEA, George (LB)	53	2006
VEREEN, Henry (RB-WR)	34	1975-76-77-78
VITALE, Tumua (DB)		1998




WADE, Dan (OL)		1973
WADE, Fred (LB)	38	1985
WAGERS, Shane (OL)	75	1999-2000-01
WALKER, Leon (RB)	21	1978-79
WALKER, Marc (DB)	14	1988-89
WALKER, Mike (LB)	66/49	1980-82
WALKER, Tyrone (LB)	33	1984-85
WALLACE, Genet (QB)	15/16	1982-83
WALRATH, Preston (OL)	68/65	1989-90
WALSH, Gentry (LB)	55	1982-83-84-85
WALTERS, Ray (DB-RB)	20	1988-89-90-91
WARE, Johnny (RB)		1978
WARE, Len (WR)	3	1996-97-98-99
WASHINGTON, Calvin (DB)		1971
WASHINGTON, Garey (RB)		1970-71
WASHINGTON, Jan (DB)	35	1983-84
WASHINGTON, Keith (LB-DE)	39/56	1991-92-93-94
WATKINS, Bruce (OL)	76	1974-75
WATKINS, Kyle (TE)	44	2009
WATSON, Adrian (DE)	99	2000-01
WATSON, Donnis (DB)	21	1974-75
WATSON, Kyle (PK-P)	37	2007-08-09
WATTERSON, Shane (OL)	71	2009
WATTS, Isaac (DL)	90	2004-05
WEBSTER, Jermaine (DB)	23	1992-94-95-96
WEDERQUIST, Nate (DB)	19	2004-05
WEISBARTH, Brian (DL)	90	1981
WELCH, Robert (TE)	85	1988-89
WELDING, Pat (DB)		1971
WELTER, Ryan (LB)	53	2004
WENIGER, Justin (LB)	97	2000-01
WESLEY, Narcus (CB)	25	2005
WHEATON, Donell (WR)	81/9	2003-04-05
WHITE, Anthony (LB)	41	2007
WHITE, Chris (DT)		1993
WHITE, David (QB-TE)	10	1993-94-95
WHITE, Malcolm (LB)	44	1986-87
WHITE, Mike (WR/RB)	21	1993
WHITE, Thumper (DB)		1979
WHITEMAINE, Mike (DE)	87/81	1972-73-74-75
WHITMORE, Dennis (OL)	75	1993-94-95-96
WHITTAM, Adam (LB)	49	1984
WIDDERS, Daniel (DL)	91	2004
WIDE, Eddie (RB)	34	1986
WILEY, Charles (LB)	80	1983-84-85-86
WILLIAMS, Allen (OL)	62	1999
WILLIAMS, Alphonso (LB)	32/66	1976-77-78-79
WILLIAMS, Damon (WR)	8	1995-96-97-98
WILLIAMS, Elex (DB)	40	1981-82
WILLIAMS, George (WR)	14/3	1985-86
WILLIAMS, Jamie (WR)	80	1987-88

WILLIAMS, Keith (LB)	48	1986-88
WILLIAMS, Matt (OL)	71	2002-03
WILLIAMS, Mike (OL)	79	1996
WILLIAMS, Myron (OL)	72	1989-90
WILLIAMS, Tony (DB)	25	1977
WILLIAMS, Reggie (LB)	58	1981
WILLIAMS, Richard (QB)	10	1987-88
WILLIAMS, Shelvion (WR)	83	2003-04-05
WILLIAMS, Trent (DB)	43	2003
WILLIS, Greg (DL)	65	1974-75
WILLS, Matt (RB)	32	1991
WILLS, Rickie (WR)	3	1988-89
WILSON, George (OT)	74	1992
WILSON, Shanga (LB)	36	2000-01
WILSON, Shannon (RB)	38	1991-92-95
WISE, Doc (LB-DL)	93	1986-87-88-89
WOFFORD, James (RB)	33	1997-98-99-2000
WOLFE, Ryan (WR)	88	2006-07-08-09
WOODY, David (WR)		1970
WOODS, Darnell (WR)	81	1985-86
WOODS, Elbert "Ickey" (RB)	30	1984-85-86-87
WORTHEN, Rusty (LB)	50	2007-08
WORTHEN, Ryan (FB)	46	2005-06-07-08
WREN, Autney (DB)	19-7	1984-85-86-87
WRIGHT, Eric (DB)	21	2006
WRIGHT, Larry (DB)		1971-72
WRIGHT, Lee (LB)		1968
WYNN, Jamal (DB)	36/19	1999-2000-01-02



YI, Champ (LB)	96	1998
YOUNG, Bruce		1968
YOUNG, Clint (WR)		1982
YOUNG, Renard (DB)	37	1983
YOUNG, Terrence (LB)	58	2001-02-03-04



ZACHARIA, Joe (LB)	38	1989-90
ZACZEK, Jon (C)	67	1994-95-96-97
ZAHER, Jack (LB)	37	1974
ZEIGLER, Warren (DB)	21	2009
ZISMANN, Doug (OL)	64	2009

THE LAST TIME



A KICKOFF WAS RETURNED FOR A TOUCHDOWN

UNLV: 94 yards by Michael Johnson vs. BYU, Oct. 10, 2009
 OPP: 89 yards by Mekell Wesley of SDSU, Nov. 19, 2007

A PUNT WAS RETURNED FOR A TOUCHDOWN

UNLV: 52 yards by Troy Mason vs. San Diego State, Oct. 13, 2001
 OPP: 75 yards by Johnny Walker of CSU, Nov. 19, 2005

A BLOCKED PUNT WAS RETURNED FOR A TOUCHDOWN

UNLV: Rodelin Anthony vs. New Mexico, Nov. 8, 2008
 OPP: Shaun Harper at Utah, Oct. 23, 2004

A BLOCKED FIELD GOAL WAS RETURNED FOR A TOUCHDOWN

UNLV: Never
 OPP: 86 yards by Jim Leonhard at Wisconsin, Sept. 11, 2004

AN INTERCEPTION WAS RETURNED FOR A TOUCHDOWN

UNLV: 40 yards by Terrance Lee vs. San Diego St., Nov. 28, 2009
 OPP: 55 yards by Luke Laolagi vs. San Diego St., Nov. 28, 2009

A FUMBLE WAS RETURNED FOR A TOUCHDOWN

UNLV: 67 yards by Jeremy Geathers vs. Idaho State, Sept. 2, 2006
 OPP: 36 yards by Antwan Applewhite at SDSU, Nov. 20, 2004

A CONVERSION ATTEMPT WAS RETURNED FOR TWO POINTS

UNLV: Never
 OPP: Brand Ratcliff of New Mexico, Oct. 12, 2002

A SAFETY WAS RECORDED

UNLV: Team safety after ball is illegally batted through end zone at Wyoming, Nov. 29, 2003
 OPP: Mark Zalewski sacks QB in end zone at Wisconsin, Sept. 11, 2004

A SHUTOUT WAS RECORDED ON THE ROAD

UNLV: 13-0 vs. Cal State Fullerton, Nov. 12, 1983
 OPP: 41-0 at TCU, Oct. 31, 2009

A SHUTOUT WAS RECORDED AT SAM BOYD STADIUM

UNLV: 27-0 vs. Utah, Sept. 22, 2007
 OPP: 7-0 by San Diego State, Nov. 8, 2003

A TEAM DID NOT COMMIT A TURNOVER

UNLV: vs. Colorado State, Nov. 7, 2009
 OPP: vs. BYU, Oct. 10, 2009

A TEAM DID NOT PUNT

UNLV: vs. Tennessee Tech, Sept. 7, 1985
 OPP: at Nevada, Reno, Oct. 3, 2009

A TIE GAME WAS PLAYED

UNLV: 16-16 vs. San Jose State, Nov. 23, 1985



Jon Denton's 503 yards vs. SDSU were an NCAA freshman record.

A TEAM BLOCKED A PUNT

UNLV: Deante Purvis at New Mexico, Oct. 24, 2009
 OPP: Albert Rosette at Nevada, Reno, Oct. 3, 2009

A TEAM BLOCKED A FIELD GOAL

UNLV: Malo Taumua at Arizona State, Sept. 13, 2008
 OPP: Antwan Applewhite at SDSU, Nov. 11, 2006

AN INDIVIDUAL KICKED FOUR OR MORE FIELD GOALS

UNLV: 4 by Dillon Pieffer vs. Hawaii, Sept. 19, 2003
 OPP: 4 by Peter LoCoco vs. TCU, Nov. 4, 2006

A 50-YARD FIELD GOAL WAS KICKED

UNLV: 52 yards by Ben Jaekle vs. UNM, Nov. 8, 2008
 OPP: 50 yards by Brett Jaekle at UNR, Sept. 29, 2007

AN INDIVIDUAL SCORED FOUR OR MORE TOUCHDOWNS

UNLV: 4 by Henry Bailey vs. Central Michigan, Dec. 15, 1994
 OPP: 5 by Mike Ball at Nevada, Reno, Oct. 3, 2009

A TEAM HAD 600 OR MORE YARDS TOTAL OFFENSE

UNLV: 644 vs. Wyoming, Nov. 2, 2002
 OPP: 611 vs. BYU, Oct. 10, 2009

A TEAM SCORED AT LEAST 50 POINTS

UNLV: 54 vs. Idaho State, Sept. 2, 2006
 OPP: 59 vs. BYU, Oct. 10, 2009

A TEAM SCORED AT LEAST 60 POINTS

UNLV: 63 vs. Nebraska-Omaha, Oct. 16, 1976
 OPP: 63 at Nevada, Reno, Oct. 3, 2009

A PASS WAS COMPLETED FOR AT LEAST 70-79 YARDS

UNLV: 75 by Omar Clayton to Michael Johnson vs. BYU, Oct. 10, 2009
 OPP: 75 by Andy Dalton to Antoine Hicks at TCU, Oct. 31, 2009

A PASS WAS COMPLETED FOR AT LEAST 80-89 YARDS

UNLV: 82 by Jon Denton to Len Ware vs. AFA, Sept. 13, 1997
 OPP: 90 by Nick Graziano to Mike McCoy at UNR, Sept. 29, 2007

AN INDIVIDUAL PASSED FOR AT LEAST 400 YARDS

UNLV: 401 by Jon Denton vs. SJSU, Nov. 22, 1997
 OPP: 477 by Greg Alexander of Hawaii, Sept. 19, 2009

AN INDIVIDUAL PASSED FOR AT LEAST 500 YARDS

UNLV: 503 by Jon Denton vs. SDSU, Nov. 16, 1996
 OPP: 546 by Cody Ledbetter of NMSU, Nov. 18, 1995

AN INDIVIDUAL PASSED FOR AT LEAST 200 YARDS AND RUSHED FOR AT LEAST 100 YARDS

UNLV: 304 yards passing, 135 yards rushing by Omar Clayton vs. Colorado State, Oct. 20, 2007
 OPP: 284 yards passing, 122 yards rushing by Eric Hisaw of Idaho, Sept. 17, 1994

AN INDIVIDUAL COMPLETED AT LEAST 30 PASSES

UNLV: 31 by Jarrod Jackson vs. BYU, Nov. 5, 2005
 OPP: 31 by Greg Alexander of Hawaii, Sept. 19, 2009

AN INDIVIDUAL THREW AT LEAST FIVE INTERCEPTIONS

UNLV: 6 by Bob Stockham vs. USL, Nov. 20, 1993
 OPP: 5 by Dave Henigan of Pacific, Oct. 3, 1992

AN INDIVIDUAL INTERCEPTED AT LEAST THREE PASSES

UNLV: 3 by Ed Saignes vs. Idaho State, Oct. 13, 1984
 OPP: 3 by Darius Cunnigan of Pacific, Oct. 3, 1992

AN INDIVIDUAL HAD AT LEAST 10 RECEPTIONS

UNLV: 11 by Ryan Wolfe at New Mexico, Oct. 24, 2009
 OPP: 13 by Kealoha Pilaes vs. Hawaii, Sept. 19, 2009

A TEAM PASSED FOR LESS THAN 100 YARDS

UNLV: 42 at TCU, Oct. 31, 2009
 OPP: 99 vs. Sacramento State, Sept. 5, 2009



Len Ware turned this catch into an 82-yard TD in 1997.

A TEAM HAD TWO RECEIVERS WITH AT LEAST 100 YARDS

UNLV: 108 by Ryan Wolfe and 100 by Casey Flair vs. Air Force, Nov. 24, 2006
 OPP: 189 by Rodney Bradley, 146 by Kealoha Pilaes and 104 by Greg Salas vs. Hawaii, Sept. 19, 2009

AN INDIVIDUAL RUSHED FOR AT LEAST 200 YARDS

UNLV: 222 by Larry Croom at Colorado State, Nov. 30, 2002
 OPP: 240 by Colin Kaepernick of Nevada, Reno, Sept. 27, 2008

A RUN WENT FOR AT LEAST 50-59 YARDS

UNLV: 58 by Channing Trotter vs. TCU, Nov. 1, 2008
 OPP: 59 by Ed Wesley at TCU, Oct. 31, 2009

A RUN WENT FOR AT LEAST 60-69 YARDS

UNLV: 61 by Ronnie Smith vs. Utah, Oct. 22, 2005
 OPP: 61 by Walter Kazee of San Diego State, Nov. 28, 2009

A RUN WENT FOR AT LEAST 70-79 YARDS

UNLV: 70 by Shane Steichen at UNR, Sept. 17, 2005
 OPP: 75 by Hoost Marsh at Wyoming, Oct. 27, 2007

A RUN WENT FOR AT LEAST 80-89 YARDS

UNLV: 89 by Darin Brightmon vs. NMSU, Sept. 23, 1989
 OPP: 89 by Mike Ball at Nevada, Reno, Oct. 3, 2009

A TEAM RUSHED FOR AT LEAST 300 YARDS

UNLV: 311 at Utah, Oct. 23, 2004
 OPP: 431 at Air Force, Nov. 14, 2009

A TEAM RUSHED FOR LESS THAN 50 YARDS

UNLV: 45 vs. BYU, Oct. 10, 2009
 OPP: 28 vs. Hawaii, Sept. 19, 2009

A TEAM HAD TWO RUNNERS WITH AT LEAST 100 YARDS

UNLV: 222 by RB Larry Croom and 126 by RB Joe Haro at Colorado State, Nov. 30, 2002
 OPP: 184 by RB Mike Ball, 173 by QB Colin Kaepernick and 170 by RB Luke Lippincott at Nevada, Reno, Oct. 3, 2009



ALL-TIME ASSISTANTS

NAME (Alma Mater, Graduation Year) POSITION(S) YEAR(S)

-A-

ABAJIAN, Rich (UNR, 1975)	DB	1979-81
ALCALDE, Vince (Boise State, 1989)	OC/QB	2002-03
ALEXANDER, DeV Vaughn (USC, 1995)	WR/QB	1998, 2000-02
ANAE, Robert (BYU, 1986)	OL	1997-98
ANDERSON, Jim (U.S. International, 1970)	RB	1974-75
AULT, Chris (UNR, 1968)	DB/WR	1973-74

-B-



BORAS
1999-2003

BABERS, Dino (Hawaii, 1983)	RB/ST	1988-89
BARBER, Kurt (USC, 1992)	LB/ST/DL	2005-07
BARNSON, Roger (Arizona State, 1961)	DB	1968-72
BARRY, Joe (Southern California, 1993)	LB	1999
BAYNE, Bruce (UNLV, 1979)	GA	1983
BEHRNS, Pat (Dakota State, 1972)	OC/QB	1992-93
BELL, Rex (UNR, 1963)	DL	1978-82
BELL, Rodney (CS Fullerton, 1980)	OC/OL	1987-89
BENDER, Mike (Arkansas, 1969)	OL	1992-93
BERNARDI, Gary (CS Northridge, 1976)	TE/OT	2005-09
BERRY, Todd (Tulsa, 1983)	OC/QB	2007-09
BORAS, Rob (DePauw, 1992)	OC/OL	1999-03
BRADESON, Mike (Boise State, 1981)	DC/DB/RC/LB	1996-09
BRAY, Craig (UNLV, 1975)	WR	1975
BRIGGS, Bill (Oregon, 1977)	LB	1982
BRINDISE, Noah (Florida, 1997)	OC/QB	2005-06
BROOKS, Rhett (Murray State, 2009)	GA	2009-SA
BUFF, Haskel Gray (Southern Utah, 1991)	GA	1993-94
BURATTO, Steve (Idaho, 1966)	DC	1976-79
BYERS, Dan (Stanford, 1993)	GA	1995-96
BYWATERS, Clayton (Springfield College, 1955)	ST	1973-75



COTTLE
1984-1993

-C-

CABLE, Tom (Idaho)	OL	1991
CAMINITI, Chris (Southern Conn. St., 1992)	GA	2000
CARDER, Doug (UNR, 1966)	DL/LB	1968-76
CHURA, John (Purdue, 1965)	WR	1973-74
CINKOVICH, Kris (Carroll College, 1984)	WR	2004-09
CISKOWSKI, Tom (Cameron, 1977)	OL	1988-89
COOPER, Ron (Jacksonville State)	DC	1990
CORMIER, Cedrick (Colorado, 2002)	WR	2010-SA
COSH, Chris (Virginia Tech)	LB	1990
COTTLE, Terry (St. Mary's, 1980)	TE/RB/RC/QB/WR	1984-93
CRUICKSHANK, Tom (Utah State, 1966)	DC/DB	1976-81

-D-

DAHLQUIST, Gene (Arizona, 1965)	OC/QB	1999
DALLIMORE, Fred (UNR, 1966)	GA	1969-71
DAMERON, Kim (Arkansas, 1983)	DB	1992
DANIEL, Bill (UNR, 1963)	OL	1968-71
DASTE, Dominic (Washington, 2001)	RB	2010-SA
DAVIS, Reggie (Washington, 1998)	RB	2005-07

DeLUCA, Joe (Montana, 1955)	DL/ST/LB/RC	1986-89
DEWS, Tony (Liberty, 1997)	LB	2006
DOLEZAL, Gib (Panhandle State, 1972)	GA	1973
DREVNO, Tim (Montana State, 1992)	RB	1998

-E-

EDWARDS, Earl (Wichita State)	DL	1981
EGGEN, Stan (Moorhead State, 1977)	LB/DE/DC	1991-92, 1993-95
EMPEY, Mike (BYU, 1995)	TE	1997-98
ESPINOZA, Eric (Southern California, 1998)	GA	2001

-F-

FERRILL, Carl (New Mexico Highlands, 1969)	OC/RC/DB/QB	1984-87
FERRITER, Mike (Montana, 2009)	GA	2010-SA
FILAN, Doug (Idaho)	WR	1979-81

-G-

GALLIA, Joe (UNLV, 1973)	ST	1982
GERMER, Chad (Montana, 1993)	OL	2010-SA
GILBERT, O'Neil (Texas A&M, 1989)	LB/DL	1992-94
GRAY, Michael (Oregon, 1984)	DT	2010-SA
GREGORAK, Ty (Colorado, 2001)	LB	2010
GRZYBOWSKI, Ron (North Carolina)	GA	1971-72
GUSTAFSON, Ron (Eastern Illinois, 1972)	WR	1975
GUY, Brent (Oklahoma State, 1983)	LB	2010-SA

-H-

HAFFNER, George (McNeese State, 1967)	RB	1993
HAGEN, Steve (Cal Lutheran, 1983)	OC/WR/QB	1991-92, 1994-95
HAYWARD, Chris (UNLV, 2002)	GA	2002-03
HEDRICK, Harry (Cal Lutheran, 1978)	WR	1982
HILL, Pat (UC Riverside, 1974)	OC/OL	1981-82
HIMEBAUCH, Jonathan (USC, 1997)	GA/OL	2000-01, 2004
HOFFMAN, Brad (Cal Lutheran, 1978)	K	1985-89
HOLT, Nick (Pacific, 1985)	LB	1988-89
HOOVER, Dave (CS Los Angeles)	OL	1983-86
HORTON, Jeff (UNR, 1981)	RB	1990-91
HUBBARD, Joe (UC San Diego, 1982)	RC/OFF	1999-01

-I-

IRVIN, Matt (Oregon State, 1992)	GA	1997-98
----------------------------------	----	---------

-J-

JACKSON, John (New York, 1956)	OC/RB	1999-2004
JASTROB, Bob (Miami-Fla.)	GA	1993-94
JOHNS, Steve (Occidental, 1991)	GA/LB	1999-2004
JOHNSON, Doug (Nebraska)	LB/DL	1976-80

-K-

KADOICH, Steve (UCLA, 1974)	WR/RC/DB	1984-88
KARMELOWICZ, Bob (Bridgeport, 1972)	DL	1982
KEENAN, Larry (LaVerne, 1967)	OC/QB/RB	1973-75
KENNEDY, Don (UNLV)	GA	1972
KETTELA, Pete (UC Riverside, 1961)	WR	1989

-L-



LINEHAN
1991

LAMB, Barry (Oregon, 1978)	LB/DB	1982-85
LaRUSSA, Andy (Southern Utah, 2002)	GA	2007-08
LATHROP, Kit (Arizona State, 1978)	DL	1982
LEACH, Steve (Troy State, 1992)	WR/DB	1999-02
LEES, Greg (Northwest Missouri State, 1982)	LB/RC	1994-96
LINEHAN, Scott (Idaho, 1986)	QB	1991
LOMBARDI, Mike (Hofstra, 1981)	RC	1982-83
LOVETT, John (C.W. Post, 1973)	DB	1993
LOWRY, John (Northern Arizona, 1956)	OL	1978-81

-M-

MADISON, Dave (Bluefield State, 1964)	GA	1973
MAGBANUA, Phil (UC Santa Barbara, 2000)	GA	2004
MASON, Darryl (Arkansas, 1982)	TE	1993
MATTHEWS, Mickey (Montana State)	GA	1970-71
McDANIEL, Al (UNR)	WR	1971-72
McGEE, Garrick (Oklahoma, 1996)	RB	2003
McGUFFEY, Marty (Northern Colorado)	DL	1975
McINERNEY, Jeff (Slippery Rock, 1982)	DC	1999
McMAHON, Greg (Eastern Illinois)	TE	1990-91
McNEILL, Ruffin (East Carolina, 1980)	DC/LB	1997-98
MIMS, Ron (Washington State, 1973)	DB	1982-83
MOHNS, Greg (Baker University, 1971)	RC	1982
MONTGOMERY, John (Oklahoma State, 1977)	RB	1987
MURPHY, Greg (Pacific, 1985)	GA	1987
MYERS, Brent (Eastern Washington, 1982)	TE	2010-SA

-N-

NIUMATALOLO, Ken (Hawaii, 1989)	TE	1999-01
NORDQUIST, Tom (Oregon State, 1993)	TE/RB/OT/WR	1994-97
NUNNELY, Wayne (UNLV, 1975)	RB	1982-85

-O-

O'BRIEN, Scott (Wisconsin-Superior, 1982)	LB	1983-85
OTTON, Brad (USC, 1997)	QB	2004
OWENS, Bob (Fresno State, 1959)	DC/LB/K	1982-84



PAGANO
1990-1991

-P-

PAGANO, Chuck (Wyoming, 1984)	DC/DB	1990-91
PAPALII, Sam (San Jose State, 1979)	DL	1997-98
PATTERSON, Andre (Montana, 1983)	DL	2008-09
PAULSON, Kraig (Montana, 1987)	OC/DE	2010-SA
PELTZER, Pete (Pittsburgh State, 1976)	OL	1990
PHENICIE, Rob (Memphis, 1989)	OC/QB	2010-SA
PODEWELL, Jim (Chico State, 1994)	GA	1997-98
POPE, Kenith (Oklahoma, 1976)	RB	2008
PRESTON, Buzz (Hawaii, 1982)	OC	1998
PRICE, Bob (Cal Poly Pomona, 1978)	DC/LB/ST/DB	1986-89

-R-

RANDALL, Johnathan (Rocky Mountain College)	GA	1987
REA, Donnie (San Diego State, 1972)	DE	1993
READOUT, Ralph (Ohio, 1953)	DB	1973
REYES, Gil (UC Santa Barbara, 1973)	TE	1987-89
RITA, Adam (Boise State, 1970)	WR	1976-78
ROBINSON, David (Long Beach State, 1987)	TE	2002-04
ROGGEMAN, Rock (Notre Dame, 1985)	DL	1990-92
ROMERO, Randy (Sacramento State, 1979)	GA	1984-85

ALL-TIME ASSISTANTS



-S-

SANFORD, Mike (Boise State, 2005)	GA	2005-06
SAUNDERS, Joe (UNR, 1982)	RB/ST	1994-96
SCHUHMAN, Scott (Tulsa, 1966)	OL	1975-80
SEWARD, Tom (Eastern Illinois, 1979)	OL/DL	1986-89
SHARRAR, Ken (Long Beach State, 1984)	DL	2005
SHEALY, Vic (Richmond, 1984)	DC/S	2005-08
SHIVERS, Roy (Utah State, 1974)	RB	1976-81
SIDWELL, Steve (Colorado)	DC/DE/LB	1974-75
SMELTZER, Ron (Westchester State, 1967)	OL	1971-72
SMITH, DeAndre (Missouri State, 1990)	RB	2009
SNYDER, Bruce (Oregon, 1963)	TE/HB	2003-04
SPURLOCK, James (Tarleton State, 1986)	DL	1995-96
SQUIRES, Scott (Pacific Lutheran, 1988)	WR	1990, 1995
STEICHEN, Shane (UNLV, 2007)	GA	2008-09
STEPHENS, Gary (College of Idaho, 1976)	GA	1986-87
STEWART, Randy (Boise State, 1981)	DB	1994-96
STUBBS, Charlie (BYU, 1978)	OC/QB	1996-97
STUGART, Jed (Northern Colorado, 1994)	LB	2009-SA



SNYDER
2003-04

-T-

TANARA, Al (Tennessee, 1966)	OC/OL	1982-85
THERRELL, Dennis (Tennessee Tech 1978)	LB	2007-09
THOMPSON, Jim (UNLV)	GA	1971
TOMLICH, Larry (Bethany College, 1984)	RC	1992
TORRES, Art (UNLV)	GA	1972

-U-

UPERESA, Keith (BYU, 1984)	OL	2005-09
----------------------------	----	---------

-V-

VALENTIN, Anthony (UNR, 1995)	GA	1995-96
VERBLE, Adam (Loras, 1997)	GA	2002-03

-W-

WAGNER, Denny (Utah, 1979)	OL	1982
WALLACE, Genet (UNLV, 1986)	GA	1985-86
WATTS, Ricky (Tulsa, 1978)	LB/WR	1991-93
WEBER, Mark (Cal Lutheran, 1980)	OL	1994-96
WEDERQUIST, Craig (Drake, 1984)	DL	2000-04
WEEMS, Don (Long Beach State)	DC/LB/OL	1983-87



WOMMACK
1992-1993

WHERRITT, Kirk (Wisconsin-Milwaukee, 2004)	GA	2005-07
WHITE, Brian (Harvard, 1986)	QB/RB/WR	1990-92, 1994
WHITE, Chris (Colby College, 1990)	LB/ST	1997-98
WHITSITT, Randy (CS Northridge, 1973)	QB/WR	1982-86
WILLIAMS, J.D. (Fresno State, 1990)	DB	2010-SA
WOMMACK, Dave (Missouri Southern St., 1978)	DC/LB	1992-93
WOODLIEF, Doug (Memphis State)	LB	1981

-Y-

YARBER, Eric (Idaho, 1995)	WR	1997
----------------------------	----	------

-Z-

ZIMMER, Vince (Wyoming, 1964)	DC	1973
-------------------------------	----	------

HEAD STRENGTH COACHES

AUSTIN, Dan (Newberry College, 1981)	1991-92
GERBER, Mike (Maine, 1981)	2010-SA
GRIECO, John (Florida, 1995)	2006-09
PHILIPPI, Mark (Montana Tech, 1986)	1993-05
REYES, Gil (UC Santa Barbara, 1973)	1987-90
WILSON, Tim (Nebraska, 1981)	1982-86

HEAD EQUIPMENT MANAGERS

BROWNING, Floyd	1974-79
CHIN, Larry	1980-82
CHURA, John (Purdue, 1965)	1973
DALLIMORE, Fred (UNR, 1966)	1971-72
O'NEIL, Dave	1983
PUCCIARELLI, Paul (Citrus CC, 1972)	1988-SA
VALENZUELA, Pete (Arizona State, 1950)	1984-87

HEAD ATHLETIC TRAINERS

KOCHER, Tom	1982
KOLOSIE, Jerry (West Virginia, 1980)	1983-91
POINDEXTER, Rod (North Carolina St., 1971)	1971-77
RUDD, Dale (CS Northridge, 1976)	1979-81
RYAN, Dennis (New Mexico State, 1974)	1978
TOBLER, R.E. "Doc"	1968-70
WILSON, Kyle (West Virginia, 1982)	1992-SA

FOOTBALL SPORTS INFO. DIRECTORS

ASCHEBRENNER, Joyce (West Virginia, 1975)	1983-89
BENNETT, Bill (Nebraska, 1974)	1982
BETTERTON, Steu	1969-71
CLARK, Dominic (Nevada, Reno, 1971)	1972-80
HAWK, Joe (UNLV, 1978)	1990-91
SHEPPARD, Tommy (New Mexico State, 1991)	1992-93
WALLINGTON, Mark (Florida, 1993)	1994-SA



1974 Staff





1982 Staff



REBELS IN THE PROS

UNLV PLAYERS SELECTED IN THE NATIONAL FOOTBALL LEAGUE DRAFT

YEAR	PLAYER, POSITION	TEAM	ROUND	CHOSEN WITH
2010	Joe Hawley, OL	Atlanta Falcons	4th Round	117th pick
2009	Frank Summers, RB	Pittsburgh Steelers	5th Round	169th pick
2008	Beau Bell, LB	Cleveland Browns	4th Round	104th pick
2007	Eric Wright, DB	Cleveland Browns	2nd Round	53rd pick
2005	Adam Seward, LB	Carolina Panthers	5th Round	149th pick
	Ryan Claridge, LB	New England Patriots	5th Round	170th pick
2004	Dominic Furio, C	Philadelphia Eagles	7th Round	243rd pick
2002	Anton Palepoi, DE	Seattle Seahawks	2nd Round	60th pick
	Sam Brandon, FS	Denver Broncos	4th Round	131st pick
	Kevin Thomas, CB	Buffalo Bills	6th Round	176th pick
	Ahmad Miller, DL	Houston Texans	7th Round	261st pick
2000	Quincy Sanders, DB	Washington Redskins	5th Round	155th pick
1999	Talance Sawyer, DE	Minnesota Vikings	6th Round	185th pick
1995	Henry Bailey, WR	Pittsburgh Steelers	7th Round	235th pick
1994	Jerry Reynolds, OL	Cincinnati Bengals	6th Round	184th pick
1993	Lonnie Palelei, OL	Pittsburgh Steelers	5th Round	135th pick
1991	Keenan McCardell, WR	Washington Redskins	12th Round	326th pick
1990	Don Odegard, DB	Cincinnati Bengals	6th Round	150th pick
1988	Ickey Woods, RB	Cincinnati Bengals	2nd Round	31st pick
	Charles Dimry, DB	Atlanta Falcons	5th Round	110th pick
	George Thomas, WR	Atlanta Falcons	6th Round	138th pick
1985	Randall Cunningham, QB	Philadelphia Eagles	2nd Round	37th pick
	Tom Polley, DL	Philadelphia Eagles	8th Round	205th pick
1984	Kirk Dodge, LB	Atlanta Falcons	7th Round	175th pick
1982	Todd Liebenstein, DE	Washington Redskins	4th Round	99th pick
	John Higgins, DB	New York Giants	9th Round	240th pick
	Michael Morton, WR	Tampa Bay Buccaneers	12th Round	325th pick
1981	Sam Greene, WR	Miami Dolphins	4th Round	84th pick
	Art Plunkett, OL	Los Angeles Rams	8th Round	216th pick
	Admiral Dewey Larry, DB	New York Jets	9th Round	225th pick
1980	Ron Crews, DE	Cleveland Browns	4th Round	99th pick
	Bob Batton, RB	New York Jets	7th Round	178th pick
	Brett Davis, RB	Tampa Bay Buccaneers	10th Round	275th pick
1979	Aaron Mitchell, DB	Dallas Cowboys	2nd Round	55th pick
	Cleveland Jackson, TE	New York Giants	5th Round	117th pick
	Henry Vereen, WR	Tampa Bay Buccaneers	9th Round	225th pick
1978	Ray Strong, RB	Atlanta Falcons	10th Round	263th pick
1977	Glenn Carano, QB	Dallas Cowboys	2nd Round	54th pick
	Reggie Haynes, TE	Washington Redskins	7th Round	189th pick
	Blanchard Carter, OL	Baltimore Colts	7th Round	193rd pick
1976	Joe Ingersoll, G	Miami Dolphins	7th Round	185th pick
1975	Mike Thomas, RB	Washington Redskins	5th Round	108th pick
	Steve Haggerty, WR	Denver Broncos	10th Round	251st pick




Eric Wright was the highest Rebel draft pick since Ickey Woods in 1988.


Joe Hawley was drafted higher than any offensive lineman in UNLV history.

Beau Bell was Cleveland's top pick in 2008.

REBELS IN THE PROS




2002 second-rounder Anton Palepoi suited up for four NFL teams.




Sam Brandon was a part-time starter in Denver.



Rodelin Anthony signed on with the Ravens.



Keenan McCardell, a 12th-round pick, scored two TDs in Super Bowl XXXVII.




Ickey Woods remains the highest NFL draft pick in Rebel history.




All-time receptions leader Ryan Wolfe joined Joe Hawley in Atlanta.



TE Greg Estandia has moved on to Cleveland.



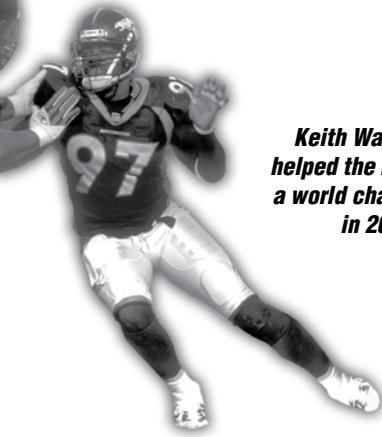
Johan Asiata looks to make a big impact in Chicago this fall.




Frank "The Tank" Summers enters his second season with the Steelers.




REBELS IN THE PROS



Keith Washington helped the Ravens win a world championship in 2000.



K. Thomas



Bailey

NFL

(Current Team in **BOLD CAPS**)

Harvey Allen – Seattle Seahawks
Charles Anthony – Tampa Bay Buccaneers, San Francisco 49ers

Rodelin Anthony – BALTIMORE RAVENS

K.C. Asiodu – ST. LOUIS RAMS

Johan Asiata – CHICAGO BEARS

Henry Bailey – Pittsburgh Steelers, New York Jets, Buffalo Bills

Dean Barnett – Denver Broncos

Bobby Batton – New York Jets

Beau Bell – Cleveland Browns

Anthony Blue – Seattle Seahawks

Sam Brandon – Denver Broncos

Byron Brown – Kansas City Chiefs

Glenn Carano – Dallas Cowboys

Artis Carhee – Philadelphia Eagles

Blanchard Carter – Tampa Bay Buccaneers, Philadelphia Eagles

Mel Carver – Indianapolis Colts, Tampa Bay Buccaneers

Ryan Claridge – New England Patriots

David Clarke – Washington Redskins

Ron Crews – Cleveland Browns

Larry Croom – San Diego Chargers, Detroit Lions, Arizona Cardinals

Ray Crouse – Green Bay Packers

Randall Cunningham – Baltimore Ravens, Dallas Cowboys, Minnesota Vikings, Philadelphia Eagles

Charles Dimry – San Diego Chargers, Tampa Bay Buccaneers, Denver Broncos, Atlanta Falcons, Philadelphia Eagles

Kirk Dodge – Detroit Lions, Houston Oilers, Denver Broncos

Doug Eischer – Kansas City Chiefs

Rod Emery – Los Angeles Rams

Greg Estandia – CLEVELAND BROWNS, Jacksonville Jaguars

Dominic Furio – Philadelphia Eagles

Tony Gladney – San Francisco 49ers

Leo Gray – Oakland Raiders

Nathaniel Hawkins – Houston Oilers, Pittsburgh Steelers

Joe Hawley – ATLANTA FALCONS

Reggie Haynes – Washington Redskins, San Diego Chargers

Wymon Henderson – St. Louis Rams, Denver Broncos, Minnesota Vikings

John Higgins – New York Giants

David Hollis – Seattle Seahawks, Kansas City Chiefs


Alvin Horn – Kansas City Chiefs, Cleveland Browns

Bob Hulberg – Kansas City Chiefs

Cleveland Jackson – New York Giants

Keyvan Jenkins – San Diego Chargers, Kansas City Chiefs


Kirk Jones – New England Patriots, New Orleans Saints, Cleveland Browns




Claridge



Carano




A. Mitchell



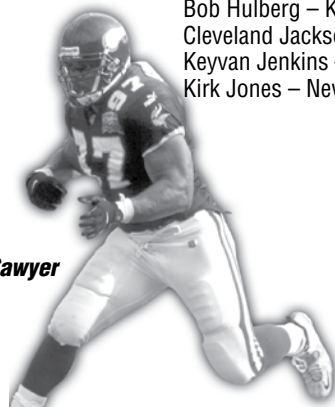
Wofford



Odegard



Croom



Sawyer

Seward



REBELS IN THE PROS



Liebenstein



G. Thomas



Reynolds




Morton




Palelei

M. Thomas



Marion Knight – Los Angeles Rams
 Darryl Knox – Pittsburgh Steelers
 Admiral Dewey Larry – New York Jets
 Mike Lee – San Diego Chargers
 Todd Liebenstein – Washington Redskins
 Keenan McCardell – Washington Redskins, San Diego Chargers,
 Tampa Bay Buccaneers, Jacksonville Jaguars, Cleveland Browns
 Mike McDade – Cleveland Browns
 Dan McQuaid – Indianapolis Colts, Los Angeles Rams, Minnesota Vikings
 Ahmad Miller – Houston Texans
 Aaron Mitchell – Dallas Cowboys, Tampa Bay Buccaneers
 Ken Mitchell – Atlanta Falcons
 Aaron Moog – New England Patriots, Cleveland Browns
 Michael Morton – Tampa Bay Buccaneers, Seattle Seahawks
 Teddy Nelson – Kansas City Chiefs
 Don Odegard – Cincinnati Bengals, New York Jets
 Lonnie Palelei – Philadelphia Eagles, New York Jets, New York Giants,
 Baltimore Ravens, Pittsburgh Steelers, Cleveland Browns
 Anton Palepoi – New Orleans Saints, Arizona Cardinals, Denver Broncos,
 Seattle Seahawks



Plunkett

Art Plunkett – Los Angeles Rams, New England Patriots, St. Louis Cardinals
 Tom Polley – Philadelphia Eagles, Cleveland Browns
 Dustin Quinton – Los Angeles Rams, Cleveland Browns
 Jerry Reynolds – New York Giants, Dallas Cowboys, Cincinnati Bengals
 Ken Rose – Philadelphia Eagles, New York Jets, Cleveland Browns
 Quincy Sanders – Washington Redskins
 Talance Sawyer – Minnesota Vikings
 Ron Scoggins – Seattle Seahawks
 Adam Seward – Indianapolis Colts, Carolina Panthers
 Ray Strong – Atlanta Falcons

Frank Summers – PITTSBURGH STEELERS


George Thomas – Tampa Bay Buccaneers, Atlanta Falcons
 Kevin Thomas – Buffalo Bills
 Mike Thomas – San Diego Chargers, Washington Redskins
 Nate Turner – New Orleans Saints, San Diego Chargers
 Len Ware – Tennessee Titans
 Keith Washington – New York Giants, Denver Broncos,
 Baltimore Ravens, Detroit Lions, Minnesota Vikings
 Charles Wiley – Seattle Seahawks
 Reggie Williams – Houston Oilers
 James Wofford – Minnesota Vikings

Ryan Wolfe – ATLANTA FALCONS

Ickey Woods – Cincinnati Bengals

Eric Wright – CLEVELAND BROWNS

Renard Young – Seattle Seahawks



Hollis




Crews



#75 - Dominic Furio

Furio



Dimry



REBELS IN THE PROS


CUNNINGHAM HEADS UNLV'S NFL ALUMNI

Still the career passing and punting leader at UNLV, Randall Cunningham left his school as its most accomplished player and went on to become one of the top quarterbacks in NFL history. Before Michael Vick and Donovan McNabb there was Randall. A national figure who broke the racial barrier at his position, Cunningham augmented his cannon arm and booming punting leg by re-defining the running ability of a pro quarterback and remains the league's all-time rushing QB with 4,928 yards.


Rising to stardom with the team that drafted him 37th overall in 1985 - Philadelphia - Cunningham went on to play 11 seasons

with the Eagles, three with the Vikings, one with the Cowboys and his final two with the Ravens. The four-time Pro Bowl invitee won Most Outstanding Player honors in the 1989 game after leading the NFC to a 34-3 blowout. Joining Johnny Unitas as the only three-time winners of the Bert Bell Award, which goes to the league's top player, Cunningham was also named the NFL Player of the Year in 1998 after leading Minnesota to the league's best record and engineering what was the highest scoring offense in history.

The Las Vegas resident retired, symbolically, as an Eagle, in 2002 but still ranks in the top 25 in league annals in passing yards, TDs and completions.



Although most famous for his time with the Eagles, Randall Cunningham won NFL Player of the Year honors while leading the Vikings.



USFL (1983-85)

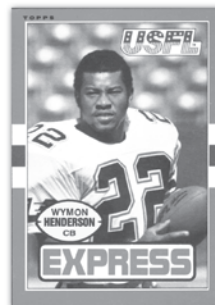
- Glenn Carano – Pittsburgh Maulers
- Artis Carhee – Arizona Wranglers
- Rodney Goosbury – Washington Federals
- Wymon Henderson – Los Angeles Express
- John Higgins – Los Angeles Express
- Steve Gortz – Denver Gold
- Sam Greene – Arizona Wranglers
- Darral Hambrick – Boston Breakers
- John Higgins – Los Angeles Express
- Cleveland Jackson – Arizona Wranglers
- Admiral Dewey Larry – Arizona Wranglers
- Andrew Lazerus – Oklahoma Outlaws
- Michael McDade – Arizona Outlaws
- Aaron Mitchell – Los Angeles Express, Arizona Wranglers
- Ryan Mullaney – Arizona Wranglers
- Dalton Reed – Arizona Wranglers
- Jeff Spek – New Jersey Generals
- Jimmy Tucker – Los Angeles Express
- Reggie Williams – Arizona Wranglers
- Renard Young – Tampa Bay Bandits

NFL EUROPE (1991-2007)

- Jamaal Brimmer – Berlin Thunder
- Mark Byers – Frankfurt Galaxy
- Larry Croom – Amsterdam Admirals, Hamburg Sea Devils
- Todd Floyd – Frankfurt Galaxy
- Marguet Miller – Raleigh-Durham Skyhawks (WLAF)
- Dusty Pearce – Rhein Fire



Larry Croom led the Admirals to the 2006 World Bowl.



REBELS IN THE PROS



A former league MVP and two-time Ironman Award winner, indoor superstar Hunkie Cooper led Arizona to two AFL titles before becoming a coach.



Former Rebel receiver Randy Gatewood earned the AFL Ironman Award in both 2003 and 2006.

AFL

(Current Team in **BOLD CAPS**)

Kofi Banks – San Jose Saber Cats
 Anthony Blue – Las Vegas Sting
 Chris Bowser – Central Valley Coyotes (AFL2)
 Jared Brown – San Jose Saber Cats
 Kevin Brown – Green Bay Blizzard (AFL2)
 Deriek Charles – Peoria Pirates (AFL2)
 Hunkie Cooper – Arizona Rattlers
 Joe Critchfield – Boise Burn (AFL2)
 Ross Dalton – South Georgia Wildcats, Norfolk Nighthawks (AFL2)
 Jon Denton – Las Vegas Gladiators
 Ruschard Dodd-Masters – Stockton Lightning (AFL2), Tri-Cities Fever (AFL2)
 Andrew Dubiellak – Shreveport Battle Wings (AFL2)
 Charles Ealy – Tri-Cities Fever (AFL2), Lubbock Renegades (AFL2), Louisville Fire (AFL2)
 Greg Gales – Arizona Rattlers
 Randy Gatewood – Arizona Rattlers
Jeremy Geathers – SPOKANE SHOCK
 Tim Goins – Orlando Predators
 David Hollis – Las Vegas Sting
 Alvin Horn – San Antonio Force, Cleveland Thunderbolts
 John Hurley – Las Vegas Sting
 Carlton Johnson – Albany Firebirds, Anaheim Piranhas, Las Vegas Sting
 Rossie Johnson – Iowa Barnstormers
 Daniel Jones – Central Valley Coyotes (AFL2)
 Nate Kenion – Stockton Lightning (AFL2)
 DeJhown Mandley – Bakersfield Blitz (AFL2)
 Troy Mason – Dallas Vigilantes, Dallas Desperados, Green Bay Blizzard (AFL2)
 Rodney Mazion – Milwaukee Mustangs, Anaheim Piranhas, Las Vegas Sting
 Michael McDade – Chicago Bruisers
 Leon Moore – Bakersfield Blitz (AFL2)
 Joseph Oniwor – Kansas City Brigade (AFL2), Amarillo Dusters (AFL2)
 Lorenzo “Chuckie” Reed – San Jose Saber Cats, Oklahoma Wranglers, Portland Forest Dragons, Anaheim Piranhas
 Jody Reinoehl – Miami Hooters, Arizona Rattlers
 Bobby Stockham – Portland Forest Dragons, Las Vegas Sting
 Chameion Sutton – Las Vegas Gladiators
 Jason Thomas – Bakersfield Blitz (AFL2)
 Peter Tramontanas – Arizona Rattlers
 Lenny Ware – Las Vegas Gladiators
 Doc Wise – Arizona Rattlers, New Orleans Night



XFL (2001)

Todd Floyd – Las Vegas Outlaws
 Lonnie Palelei – Las Vegas Outlaws



UFL

Casey Flair – Las Vegas Locomotives

CFL

(Current Team in **BOLD CAPS**)

Waymon Aldridge – Calgary Stampede, Ottawa Rough Riders
 Steve Anderson – Edmonton Eskimos, British Columbia Lions, Calgary Stampeders, Birmingham Barracudas, Las Vegas Posse
 Charles Anthony – Baltimore Stallions, Calgary Stampeders, Saskatchewan Roughriders
 Anthony Blue – Las Vegas Posse
 Mark Byers – British Columbia Lions
 Brett Davis – Calgary Stampeders
Dominique Dorsey – SASKATCHEWAN ROUGHRIDERS, Toronto Argonauts
 Anthony Drawhorn – Montreal Alouettes, Birmingham Barracudas, Ottawa Rough Riders
 Damir Dupin – Ottawa Rough Riders, Winnipeg Blue Bombers
 Marvin Eastman – Calgary Stampeders
 Sam Greene – B.C. Lions, Saskatchewan Roughriders, Toronto Argonauts
 Michael Haverty – Toronto Argonauts
 David Hollis – Las Vegas Posse
 Keyvan Jenkins – Calgary Stampeders, British Columbia Lions
 Carlton Johnson – Shreveport Pirates
 Andre Jones – British Columbia Lions, Saskatchewan Roughriders
 Admiral Dewey Larry – Ottawa Rough Riders
 Jason Medlock – Calgary Stampeders
 Don Odegard – Toronto Argonauts, Memphis Mad Dogs, B.C. Lions
 Lorenzo (Chuck) Reed – Shreveport Pirates
 Ken Rose – Saskatchewan Roughriders
 Jeremi Rudolph – Montreal Alouettes
 Jim Sandusky – Edmonton Eskimos
 Henry Vereen – British Columbia Lions
 Leon Walker – Saskatchewan Roughriders
 Mike Walker – Hamilton Tiger-Cats



Sandusky



Dominique Dorsey was named the CFL's Special Teams Player of the Year in 2008.



UNLV FOOTBALL HISTORY

1968

1969-72




1973-74

1975

1976

1977-78

1979-80



1967

May 12
Nevada Southern University names Bill Ireland as the school's first head coach.

1968

September 14
In its first game, Nevada Southern defeats St. Mary's College 27-20 before 8,000 fans at old Cashman Field.

November 23
Nevada Southern suffers its first loss. Cal Lutheran hands the Rebels a 17-13 defeat to end the inaugural season with an 8-1 record.

1969

November 22
The Rebels travel to Nevada, Reno for the first "Big Game." The Wolf Pack beats UNLV 30-28 to claim the first win.

1970

November 26
UNLV wins the second "Big Game" and the John C. Fremont Cannon in the first year the trophy is offered.

1971

September 25
The Rebels face their first major college opponent, losing at Utah State, 27-7.

October 9
UNLV plays its final home game at Butcher Memorial Field, upsetting Santa Clara, 23-14, with two touchdowns in the final 45 seconds.

October 23
UNLV plays its first game at Las Vegas Stadium and falls to Weber State, 30-17.

1972

November 4
UNLV travels to Miami to face the Hurricanes in the fabled Orange Bowl Stadium. Miami celebrates its homecoming with a 51-7 humbling of the Rebels.



The Football Rebels were born in the late '60s.

1973

September 8
Ron Meyer begins his inaugural season as UNLV's second head coach.

September 21
UNLV records its first win over a major college opponent, thrashing Marshall University, 31-9.



College football meets Mr. Vegas

October 13
The Rebels defeat Boise State, 24-19, and become ranked in the nation's Div. II top 10 for the first time in school history.

November 3
Mike Thomas, UNLV's first football All-American, sets one of his nine school records by running for 314 yards in a 41-15 win over Santa Clara.

November 17
Mike Thomas captures the NCAA Div. II rushing title, ending his season with what is still a UNLV school record 1,741 yards.

1974

October 19
No. 5-ranked UNLV defeats 4th-ranked Boise State, 37-35, in a battle of the undefeated.

October 23
UNLV climbs to No. 2 in the AP and UPI small college rankings, the highest a Rebel football team has ever been ranked.




UNLV's first coach, Bill Ireland

November 23
UNLV defeats Idaho State, 31-7, to complete the school's first and only undefeated regular season.

November 30
The Rebels defeat Alcorn State, 35-22, in their first-ever NCAA postseason playoff appearance.



December 7
UNLV makes its first regional TV appearance, playing in the NCAA Div. II semifinals against Delaware in Baton Rouge, La. In the Grantland Rice Bowl, Delaware defeats the Rebels, 49-11, to end UNLV's closest bid for a national championship.



Superstar Mike Thomas

1976

January 10
Tony Knap is named UNLV's third head football coach.

November 27
UNLV travels to Ohio where the Akron Zips defeat the Rebels 27-6 in the NCAA quarterfinals.

December
The Rebels finish the year ranked No. 7 in the nation for Div. II.

1978

September 9
Washington State defeats UNLV, 34-7, in the Rebels' first game at the Div. I level.

October 21
UNLV records its first road victory over a major college opponent, defeating Colorado State in Fort Collins, 33-6.

December 2
UNLV travels to Yokohama, Japan, to meet Brigham Young in the Yokohama Bowl. The Rebels end their first Div. I season with a 28-24 loss to the Cougars.




UNLV FOOTBALL HISTORY



1981



1982-86




1987-89



1990-93



1994-98



1999-04



2005-PR



1980

November 1

The Rebels score a record 72 points in defeating New Mexico 72-7. UNLV also ties school records with 10 touchdowns and nine PATs. Three different running backs rush for more than 100 yards (Morton-146, Jenkins-107, Carhee-102).

1981

October 3

UNLV appears on ABC's Regional Game of the Week for the first time, losing at Wyoming 45-21.

October 10

The Rebels knock off then-No. 8 ranked Brigham Young in Provo, 45-41.

November 28

UNLV records its 100th victory in a 27-20 win at Texas-El Paso.



The Chairman and The Coach: Sinatra & Knap

December 7

Harvey Hyde is named UNLV's fourth head football coach.

1982

October 2

UNLV plays its first Big West Conference game, losing at Pacific 29-27.

November 27

The Rebels close out the 1982 season with their first-ever Big West Conference victory, defeating Cal State Fullerton, 42-23.

1984

November 24

A 27-13 victory over visiting Fresno State allows UNLV to clinch its first conference championship with a perfect 7-0 record in the PCAA.



Randall Cunningham's number was retired at halftime vs. SMU.

December 1

The California Bowl-bound Rebels host 10th-ranked Southern Methodist in the final regular-season game of 1984. Randall Cunningham, who has his No. 12 retired at halftime, becomes only the third NCAA quarterback behind Doug Flutie and John Elway to pass for more than 2,500 yards in three consecutive seasons.

December 15

The Rebels defeat Toledo 30-13 in their first ever major bowl game at the California Bowl in Fresno, Calif.

1985

September 21

UNLV's plays its first game against a Big Ten opponent, losing to Wisconsin 26-23.

1986

April 23

Wayne Nunnely is named UNLV's fifth head football coach.

September 20

UNLV defeats Wisconsin 17-7 before a then-Silver Bowl record crowd of 32,207.

1987

November 21

Ickey Woods continues his drive toward a national rushing title with a school-record third consecutive 200-yard rushing performance against Pacific.



Ickey Woods shuffled his way to the national rushing title in '87.

November 28

Needing 184 yards, Ickey Woods runs for 186 vs. Northern Illinois on national television to become the first UNLV and Big West player to lead the NCAA Div. I ranks in rushing, ending the season with 1,658 yards.

1988

April 24

The Cincinnati Bengals make UNLV's Ickey Woods the 31st pick in the NFL draft, the highest a Rebel football player has ever been selected.



October 1

UNLV plays before the then-largest crowd in its history, 76,398, at Lincoln, Neb. Tenth-ranked Nebraska defeats the Rebels 48-6.



UNLV vs. Wisconsin: the first-ever sellout at an expanded Sam Boyd Stadium.



UNLV FOOTBALL HISTORY

1968-77

1982-87

1988-95

1996-98

1999-PR



DIVISION II




1989

September 2

High-powered Houston comes to town and uses its famous run-and-shoot offense to hand UNLV its worst-ever loss, 69-0.

December 23

Jim Strong is named UNLV's sixth head football coach.



1992

September 12

UNLV begins its 25th season of football.



1993

November 23

Jeff Horton leaves rival UNR to become UNLV's seventh head football coach.

1994

September 17

Senior WR Randy Gatewood sets two major NCAA records in the same game with 23 catches for 363 yards vs. Idaho. The Rebels break six other national or conference records on offense in the 48-38 loss to the Vandals.



Gatewood: Still a NCAA record holder

November 19

The Rebels stun Nevada, Reno, 32-27 to tie for their first Big West championship since 1984 and break a five-game losing streak to the Wolf Pack in the process.

December 15

Appearing in its first bowl game in a decade, UNLV crushes favored Central Michigan 52-24 to win the Las Vegas Bowl III championship on ESPN.



1996

July 1

UNLV enters the 16-team Western Athletic Conference only to learn it will face the nation's 25th-toughest football schedule.

August 31

The Rebels open the season before a school-record 106,212 fans at Tennessee's Neyland Stadium -- the 12th-largest crowd ever for an on-campus facility. The Vols, led by QB Peyton Manning and ranked No. 2 in the polls, are the highest ranked team to ever face UNLV and defeat the Rebels 62-3.

September 7

UNLV hosts Air Force in its first WAC game, losing to the Falcons 65-17.

September 14

40,091 red-clad fans, at the time the most ever to watch a team sporting event in the state, jam Sam Boyd Stadium and its temporary end-zone seating to watch the Badgers defeat the Rebels 52-17.

Denton: Fantastic Frosh

November 16

UNLV earns its first WAC victory with a stunning upset of visiting SDSU, 44-42. QB Jon Denton continues his assault on the NCAA record books by passing for a national freshman-best 503 yards.

November 23

Although the Rebels fall just short, 31-28, at San Jose State, Jon Denton finishes his amazing rookie year owning 10 NCAA freshman offensive records and 10 other school marks, including most TD passes (25) and most yards (3,591) in a season.

1997

October 4

The Rebels meet traditional power USC for the first time in football and lead in the fourth quarter before succumbing in front of 48,404 at the storied Coliseum 35-21. QB Jon Denton reaches 5,000 career passing yards in his 17th game (the second-fastest to reach the mark in Div. I-A history).

October 18

UNLV plays in its first overtime game, falling 20-17 at San Diego State.

1998

November 21

Senior Joe Kristosik is a bright spot during the school's first-ever winless season. The Las Vegas native finishes the year leading the nation in punting with a 46.2-yard average and soon is voted the Rebels' first consensus First Team All-American.



December 3

UNLV makes national news with the hiring of John Robinson as the school's eighth head football coach.

1999

July 1

UNLV officially joins the new, eight-team, Mountain West Conference.

September 2

UNLV opens the Robinson Era with a 26-3 Thursday night victory at North Texas, which breaks a school-record 16-game losing streak and 26-game road-losing skein.



Robinson's dream in the desert began with the 1999 season.

September 25

The school plays its first MWC game and is drubbed by visiting Utah 52-14.

October 9

UNLV earns its first MWC victory by upsetting heavily favored Wyoming 35-32.

2000

June 28

UNLV football boasts two preseason All-Americans for the first time in school history as punter Ray Cheetany (first team) and CB Kevin Thomas (second) are tabbled by Athlon.

September 16

Led by a school-record 31 points in the second quarter alone, UNLV breaks a school-worst 12-game home losing streak, 38-0 over North Texas, for the program's first shutout in 17 years and first at SBS since 1978.

UNLV FOOTBALL HISTORY



1968-73



September 30

ABC-TV comes to town for the first time in history to broadcast the Rebels' shocking 34-13 win over Air Force, which also marked the first UNLV home victory vs. a MWC opponent.

October 7

UNLV snaps a five-game series losing skid by blasting UNR 38-7 in front of the biggest crowd ever to see the Battle for the Cannon waged in Las Vegas.

October 28

The first-ever Rebels vs. Rebels football game sees UNLV push host Ole Miss into overtime before the SEC power pulls out a 43-40 heart-stopper. Jeremi Rudolph's 17-yard scoring run on the last play of regulation caps off a 99-yard TD march and goes down as one of the most exciting highlights in school history.

December 2

Three different Rebels break the 100-yard rushing mark in the same game for the second time in school history as UNLV holds off host Hawaii, 34-32, to secure a Las Vegas Bowl bid and its first winning season since 1994. Tailback Jeremi Rudolph becomes the first Rebel back to rush for 1,000 yards since Ickey Woods in 1987.

December 21

UNLV improves to 3-0 in bowl games and becomes the only school in Div. I-A with a perfect record with at least three games played by stunning Arkansas 31-14 before an ESPN2 audience and a bowl-record 29,113 fans. The Rebels finish with the most wins (eight) since 1984. QB Jason Thomas earns MVP honors and John Robinson moves to 8-1 all-time in bowl games, making him the winningest coach in NCAA postseason history (.889).



2001

August 11

UNLV receives 12 points to appear in the Associated Press preseason poll for the first time ever at No. 37. The Rebels later are ranked by Sports Illustrated for the first time at No. 25 while Football Digest slots the team at 24. Quarterback Ja-

1974
1977-82



1975-76



JT made multiple Heisman lists.

immediate rematch with Arkansas unfolds on a humid Thursday night in Little Rock before a national ESPN audience. UNLV dominates the game, holding the Razorbacks to a school-record 114 yards of offense. However, a late fumble allows the Hogs to score a shocking last-minute game-winning touchdown in a 14-10 final.

September 7

The highest ranked team to come to Sam Boyd since 1994, No. 16 Northwestern breaks UNLV's six-game home winning streak on ESPN, 37-28, in the first Friday game for the Rebels since 1979.

September 14

What was supposed to be UNLV's second consecutive Friday date on ESPN is canceled following the national tragedies of September 11. The game, vs. Colorado State, is postponed until October 20 and the Rebels instead have an unwanted bye week along with all I-A schools.

September 29

The second-biggest crowd to ever watch the Rebels play at Sam Boyd (32,601) braves 100-degree temperatures to see UNLV fail in its best attempt yet to defeat a ranked team at home as No. 20 BYU rallies late to win 35-31 on ABC-TV.

November 17

The Rebels stun Air Force 34-10 before 31,074 at Falcon Stadium and an ESPN+Plus audience, which marks the first time in school history that every game is televised in a season.

1983-96



1997-2005



2006-Present



2002

April 21

UNLV breaks a 27-year-old school record by having four players selected as part of the NFL Draft, including second-rounder Anton Palepoi going higher than any Rebel since Ickey Woods in 1988.

August 31


The Rebels open the season on ESPN2 by welcoming No. 25 Wisconsin before what was the largest crowd in Nevada history for a team sporting event (42,075). The Badgers lead 27-7 with 7:41 remaining in the fourth quarter when the power (and the lights and national TV broadcast) goes out. The head coaches -- meeting on the darkened field -- agree to call the game over and make the score final as the famous UW band entertains the rowdy crowd.

September 14

UNLV travels to Oregon State to play in the first regular-season college football game to be broadcast by cable's Superstation TBS in longer than a decade. The Beavers dominate and pick up their first win over the Rebels in five all-time meetings, 47-17.

October 5

UNLV downs rival UNR to hand head coach John Robinson his 200th career victory, which includes a successful stint with the NFL.



Robinson earned his 200th career coaching victory while leading the Rebels.





UNLV FOOTBALL HISTORY

1969




1970




1973




1976




1979



1983



1985



October 19

Powered by two fourth-quarter defensive touchdowns, UNLV shocks BYU 24-3 to hand Cougar head coach Gary Crowton his first-ever loss at Edwards Stadium. BYU's scoring output is its lowest at home since 1971.

November 2

Quarterback Jason Thomas' school-record three first-quarter rushing touchdowns help UNLV win its first overtime game in five tries with a wild 49-48 final over Wyoming.

November 16

Despite losing to Air Force 49-32, UNLV shatters all seasonal home attendance records, including averaging 27,582 fans in six games at Sam Boyd.

November 30

With starting QB Jason Thomas sitting out with a foot injury, reserve Kurt Nantkes leads the Rebels to a 36-33 upset victory over MWC champion and No. 13 Colorado State in Fort Collins. Nantkes hits TE DeJhown Mandley with the game-winning 29-yard TD pass with under a minute left and Larry Croom rushes for 222 yards to help UNLV mark only its second-ever win over a ranked team and first since 1981.

December 10

Sophomore strong safety Jamaal Brimmer is the unanimous Mountain West Conference Defensive Player of the Year after the Las Vegas native leads the league with 17 tackles for loss.

2003

August 29

Avenging a blowout loss at Toledo one year previous, UNLV opens the season on a special Friday ESPN game and uses two late touchdowns to cap off a 28-18 win over the Rockets in the Rebels' third consecutive opener on national TV.

September 13

UNLV goes to Madison, Wis., and upsets the 14th-ranked Badgers 23-5 in front of the largest crowd to ever see the Rebels win a game (78,043) as the home team goes without an offensive touchdown for the first time since 1995. The win is the program's second straight over a ranked opponent.

September 16

FS Jamaal Brimmer is named FWAA National Defensive Player of the Week following perhaps the most dominating performance in school history vs. the Badgers: a 55-yard fumble return for a TD, 11 tackles, 2 quarterback sacks, a forced fumble and his first two career interceptions.

October 4

Downing rival UNR for the fourth straight season, the Rebels move to 4-1 overall to finish their best non-conference record in school history. The following day, UNLV rises to a best-ever 30th in the USA TODAY/ESPN coaches poll (35th AP).

November 4

Jamaal Brimmer is announced as one of a dozen semifinalists for the Jim Thorpe Award, which is annually awarded to the nation's top defensive back.

December 12

Jamaal Brimmer is named First Team All-America by College Football News. Brimmer is also the consensus MWC Defensive Player of the Year for the second consecutive season.



Brimmer


2004

January 10

John Robinson serves as head coach of the 79th Annual East-West Shrine Game in San Francisco. Two Rebel players also take part, including RB Larry Croom, who rushes for 63 yards and two TDs on just nine carries.

January 17

RB Larry Croom sets a school record by playing in his third postseason all-star game (Blue-Gray, East-West & Hula) and scores at least one TD in each.



September 5

Playing on a Sunday for the first time ever, UNLV opens the season on national television for a program-record fourth straight year by taking on No. 14 Tennessee before the biggest crowd in school history (108,625). UNLV, which wears its red jerseys on the road for the first time, scores first but falls 42-17 despite Dominique Dorsey's 121 yards on 18 carries to go with 78 kickoff return yards.

September 11

Robinson's Rebels return to the scene of their biggest win and play ranked teams in consecutive weeks for the first time ever in front of 82,071 at Camp Randall Stadium. No. 21 Wisconsin blocks a field-goal attempt that would have given the Rebels a halftime lead and returns it for a stunning score. The Badgers eventually post their first offensive TD vs. UNLV in a span of 10 quarters en route to an 18-3 victory.

October 2

Spoiling the return of UNR coach Chris Ault to the series, UNLV keeps the Fremont Cannon for a school-record fifth straight year by routing the Pack 48-13 before the second biggest crowd (27,596) to watch the rivalry game in Las Vegas. The Rebels, who go 8-8 in the red zone, score their most points in regulation under John Robinson.

October 8

Playing on ESPN2, UNLV's defense forces five turnovers en route to beating BYU in Provo for the second consecutive time. The Rebels improve to 5-1-1 in games played on Friday.


November 6

Playing overtime for the third time in the last seven meetings with Wyoming, UNLV falls to the Pokes for the first time in six years in a wild, three-OT shootout, 53-45, which goes down as the highest-scoring MWC game in history. The Rebels play past a first OT for the first time and score four more points in these extra periods (14) than the previous six such games combined (10). The Rebels' 22 penalties are just two short of the NCAA record.

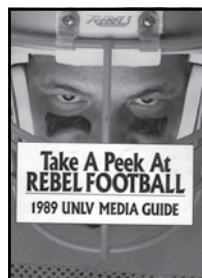
UNLV FOOTBALL HISTORY




1988



1989



1992




1993



1995



1996



November 20

The John Robinson Era closes after the legendary coach walks off the sidelines at the end of 27 pro and college seasons. Despite the 21-3 loss to San Diego State, he leaves as the school's second-winningest coach with 26 wins in six years. LB Adam Seward's 13 tackles give him a school- and MWC-record 435 in his career. Earvin Johnson catches a pass in his Rebel-record 41st straight game as he moves past Damon Williams as the program's all-time leader in receiving yards (2,604). Dominique Dorsey wins the MWC rushing title with 1,261 yards.

December 6

Mike Sanford is hired away from MWC champion Utah to become the ninth head coach in UNLV history.

December 7

Senior DB Jamaal Brimmer becomes UNLV's fourth two-time All-American in history and first since 1984 when he is honored by The Sporting News (2nd Team) and AP (3rd Team). He goes on to become the third Rebel ever to play in the Senior Bowl as UNLV places at least one player in five postseason all-star games.

2005

September 5

Playing on a Monday for the first time ever, UNLV opens on national television for a school-record fifth straight year by traveling to New Mexico for an ESPN2 Labor Day special. Mike Sanford becomes the first head coach in college history to successfully challenge an officials' call using the new replay system and the move helps the Rebels nearly rally to victory in a 24-22 heartbreaker.

WONDER OF WACO: Remembering "The Return"



Did it really happen? Did 1999's most memorable play in college football really take place on a muggy Sept. 11 night in Waco, Texas? Did UNLV really pull off something never before done to start 2-0 on the road for the first time in 25 years? Yes. Yes. And, surprisingly – no make that inexplicably, yes.

UNLV made history by becoming the first team to win a college football game on the last play while trailing and without the ball. And it all happened because of one team's intention to run up the score and another team's refusal to allow it.

Host Baylor was leading the Rebels 24-21 with eight seconds left when it ran a


rushing play to attempt to score again instead of simply downing the ball to end the game. After Bears running back Darrell Bush was stood up at the one-yard line by the Rebel defense, LB Tyler Brickell managed to force a fumble.

DB Kevin Thomas picked up the ball in the end zone and, with no time on the clock, raced more than the length of the field to score his team's winning points as UNLV prevailed 27-24. The shocking video showed up on everyone's highlight show while UNLV announcer Tony Cordasco's now-famous radio call repeatedly

played across the nation. It was only the third time in NCAA I-A history that a fumble had been returned 100 yards (interestingly, the second time came against UNLV at Rice just four games earlier in '98).

"I started to walk over toward the middle of the field to (Baylor's) bench," UNLV Head Coach John Robinson said. "I knew (BU coach Kevin Steele) was in shock. They didn't move. Their whole bench was just standing there like a painting."

In 2007, the play ranked 85th in ESPN.com's Top 100 Defining Plays in College Football History.



Tyler Brickell (No. 48) stripped Baylor RB Darrell Bush just outside the end zone.



Kevin Thomas (No. 28) picked up the fumble and sprinted 100 yards the opposite way.



Thomas took the ball 100 yards and UNLV moved to 2-0.



UNLV FOOTBALL HISTORY

1999



September 10

Sanford earns his first win as a head coach when kicker Sergio Aguayo boots a 41-yarder against Idaho for the first game-winning field goal for UNLV since 1992.

September 14

Senior DE and Las Vegas native Leon Moore becomes the third Rebel griddier in four years to be named a community service All-American when he earns one of only 11 spots on the prestigious AFCA Good Works Team.

October 8

Sergio Aguayo kicks two 52-yard field goals in the fourth quarter, including one with 13 seconds remaining, to give UNLV a 13-10 win over SDSU.

December 5

WR Ryan Wolfe is named MWC Freshman of the Year after a record-setting rookie campaign. He is the first freshman to lead the league in receiving yards (911) and shatters multiple school and conference marks. Wolfe later becomes the first Rebel to be named to the Football Writers Freshman All-America Team.

September 22

UNLV shuts out a conference opponent for only the second time in history while also breaking an 11-year losing skid in league openers. Powered by Frank "The Tank" Summers' 190 rushing yards, the 27-0 victory was the first over Utah since 1979.


October 13

UNLV hosts its school-record third sellout of the season and the biggest-ever crowd to see it play a conference opponent at home when 38,026 watch BYU win 24-14. UNLV would break multiple attendance records on the year, including playing in front of an average crowd of 29,281.


December 4

LB Beau Bell is named MWC Defensive Player of the Year after leading the league with 126 tackles and five forced fumbles to go along with four interceptions. He would become the fourth Rebel ever invited to


2000




2002




2003



2006



2008



play in the Senior Bowl and be the first pick of the Cleveland Browns (fourth round) in the NFL Draft.

2008

January 8

OL Matt Murphy becomes UNLV's second player in as many years named to the Football Writers Freshman All-America Team.

January 12

UNLV football sends four representatives to the Hula Bowl all-star game: coaches Mike Sanford, Todd Berry and Vic Shealy and PK Sergio Aguayo.

September 13

In the first-ever meeting between the programs from neighboring states, UNLV travels to Tempe and stuns No. 13 Arizona State 23-20 when Malo Taumua blocks a Sun Devils' field-goal attempt in overtime. It marks the second-highest ranked win in program history and its first OT victory since 2004.

September 20

UNLV becomes the eighth school in history to earn back-to-back overtime victories with a 34-31 home thriller over Iowa State. Omar Clayton hits freshman sensation Phillip Payne in the end zone during UNLV's first offensive play in the extra period to give the Rebs their first win in five career meetings with the Cyclones.

October 10

Casey Flair passes Damon Williams for first place on the UNLV career receptions list with a catch at BYU. Flair, who would become the first four-year player in school history to record at least one catch in every game of his career (47), would see his reception record stand for only weeks before teammate Ryan Wolfe takes over the top spot.

November 22

Despite a loss at SDSU that keeps the Rebels from going bowling, UNLV ties with Ohio State for the national lead in red-zone scoring at 95 percent, including earning points in its first 25 trips of

the season inside the 20-yard line. Ryan Wolfe becomes UNLV's career leader in receptions (209) and receiving yards (2,735) with his school-record 10th career 100-yard receiving effort.

November 25

Former Rebel RB Dominique Dorsey is named the CFL Special Teams Player of the Year while starring for the Toronto Argonauts.

2009

April 26

Frank "The Tank" Summers is a fifth-round pick by the defending Super Bowl Champion Pittsburgh Steelers, making him the first Rebel running back to be selected in the NFL Draft since Ickey Woods 21 years earlier.

April 30

Former Rebel field leader and AD John Robinson becomes the first UNLV player or head coach to be voted into the College Football Hall of Fame.

October 24

With 11 catches in a win at New Mexico, Ryan Wolfe passes San Diego State's J.R. Tolver in becoming the MWC's all-time leader in pass receptions. He eventually rises as high as 12th on the NCAA's all-time list with a final tally of 283 en route to becoming the program's third-ever three-time first team all-conference honoree.


December 23

Just two days before Christmas, newly hired athletics director Jim Livengood introduces Bobby Hauck as UNLV's 10th head coach in history. Hauck moves to the FCS after a record-setting seven-season run at the University of Montana and assembles an entirely new coaching staff.

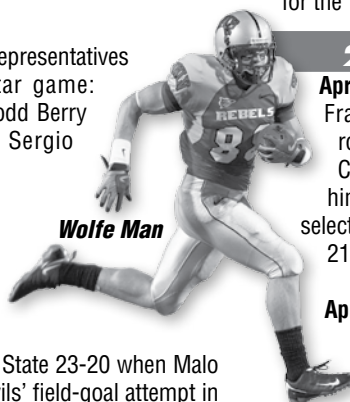
2010

April 24

Rebel center Joe Hawley goes higher in the NFL Draft than any offensive lineman in UNLV history when he is selected by the Atlanta Falcons in the fourth round. It marks the fourth consecutive year that at least one UNLV player is drafted, which is the longest streak for the school since an eight-year string in 1975-82.




Phillip Payne's "The Catch"



Wolfe Man




REBEL AWARD WINNERS



2007 MWC DEFENSIVE PLAYER OF THE YEAR

Beau Bell was a dominant force on his side of the ball in 2007, leading the league with 126 total tackles and five forced fumbles to go with 9.5 TFL and 3 sacks. He also led the team with four interceptions, including one at Wyoming that he returned for his first career TD. Bell became the first player in MWC history to be named defensive player of the week


three times in one season and left UNLV ranked second in all-time tackles with 320. The fourth Rebel ever to be invited to play in the Senior Bowl, Bell had eight double-digit tackle games as a senior and went on to become the top draft pick of the Cleveland Browns.



2006 MWC FRESHMAN OF THE YEAR

Ryan Wolfe's first game as a collegian saw him catch six balls for 160 yards, including a 71-yard touchdown sprint. The rookie later proved it was no fluke when he hauled in nine receptions for a MWC-freshman-record-tying 176 yards vs. New Mexico. He also posted 108 yards vs. Air Force to close the campaign. Named First Team Freshman

All-America by the Football Writers Assoc. of America, Wolfe was UNLV's first first team all-conference receiver since 1997 after becoming the first freshman to ever lead the conference in receiving yards (911), which ranked 26th nationally. He also became the program's fourth player to win a league's official freshman award.



2002 & 2003 MWC DEFENSIVE PLAYER OF THE YEAR


Hometown hero Jamaal Brimmer exploded onto the scene as a sophomore in 2002, including leading the MWC with 17 tackles for loss and a squad-leading 5.5 QB sacks. Hence, he was the pick of both the coaches and media for league MVP honors in. One year later, his stats only improved as he led the league with six interceptions and four forced fumbles, which led to two key defensive scores. His eye-

popping day in leading his team to an upset of Wisconsin got him national defensive player of the week honors and helped him become a semifinalist for the Thorpe Award and repeat as the consensus defensive MVP of his conference, despite being snubbed by MWC coaches.




2001 MWC FRESHMAN OF THE YEAR

'Nique the Streak burst on to the scene with a scintillating 87-yard kickoff return vs. Northwestern in his first career attempt. Nine returns later he had broken the school record for season average at 36.4. Despite injuries, he displayed similar bursts at tailback and led the team with a 6.6-yard average, including TD runs of 56 and 40 yards. Against UNR, he set a league rookie record by gaining 180 yards on just 18 carries.



2001 MWC DEFENSIVE PLAYER OF THE YEAR


The school's first Division I All-American on his side of the ball, cornerback Thomas wrapped up perhaps the finest defensive career in Rebel history by breaking the school and MWC single-season record for interceptions with seven, leading the nation in both interception return yardage and defensive scoring after taking three balls back for touchdowns while also pacing the league in passes defended with 17.



1998 WAC FRESHMAN OF THE YEAR (PACIFIC DIVISION)

A true Hawaiian warrior, Sunia became the first freshman in school history voted team captain and went on to start all 11 games at middle linebacker. Named First Team Freshman All-America by *Football News* after leading his team with 115 total tackles, Sunia would gain 119 takedowns a year later but spend his final two seasons suffering from various injuries that would keep him


from breaking UNLV's career tackle record.



1996 WAC FRESHMAN OF THE YEAR (MOUNTAIN DIVISION)

Arguably the best freshman quarterback in Division I-A history, Denton shattered 10 NCAA freshman records and 10 other school offensive marks for a team that won only one game. His nine 200-yard passing games included a school-record 503-yard performance vs. SDSU while his 3,591 yards and 25 TDs passing were NCAA single-season records for a frosh. On pace to shatter

every conceivable UNLV passing record, the DENTON-ATOR would play only one more season before transferring to Eastern Kentucky.



1987 PCAA OFFENSIVE PLAYER OF THE YEAR

Saving the best for last, Elbert "Ickey" Woods gained only 287 yards his first three seasons. As a senior he proceeded to lead the nation in rushing with 1,658 yards on 259 carries (6.4 YPC) and put in 10 touchdowns. He tied a school record with seven consecutive 100-yard games, including an incredible three straight over 200.


The next spring he would become the highest drafted Rebel in history at No. 31 overall and go on to lead the Cincinnati Bengals to the Super Bowl behind his signature Ickey Shuffle.



1983 & 1984 PCAA OFFENSIVE PLAYER OF THE YEAR

The first two-time league MVP for the Rebels, Randall Cunningham was an All-American punter and future NFL star at quarterback. The school's career passing leader threw for 2,545 yards, 18 TDs and only 8 INTs in 1983 and followed that up with 2,628 yards, 24 TDs and 10 INTs in a senior campaign that saw his team finish 11-2, including winning the PCAA title and California Bowl. The next spring, he

would be drafted by the Philadelphia Eagles with the 37th pick and go on to a sterling 15-year pro career.



1984 PCAA CO-DEFENSIVE PLAYER OF THE YEAR

The complete package along the line with superb speed, agility and aggressiveness, Moog led one of UNLV's best-ever defenses by totaling 63 tackles, including six for loss, six sacks and three pass breakups. The Rebels flirted with the national rankings by winning their first league title and bowl championship en route to an 11-2 overall mark.




2000 MWC CO-COACH OF THE YEAR

Just a year after taking over a program that posted its first-ever winless season, Robinson led the Rebels to their most wins since 1984 (8-5) and victory over Arkansas in the Las Vegas Bowl. Despite the amazing turnaround, Robinson shared his award with MWC champion Colorado State leader Sonny Lubick.



1994 BIG WEST CO-COACH OF THE YEAR

Under a first-year head coach, the Rebels rebounded from a 3-8 record to shock the league and earned a three-way tie for the Big West championship with a 5-1 record. Winning the tiebreaker, UNLV earned the Las Vegas Bowl bid and crushed Central Michigan 52-24. Horton shared his award with Pacific head man Chuck Shelton.



1984 PCAA COACH OF THE YEAR

The most successful Rebel squad since moving to division one, Hyde's 1984 Rebels were 11-2 overall and 7-0 in the Pacific Coast Athletic Association. The season, which culminated with a 30-13 victory over Toledo in the California Bowl, also produced the school's first league coach of the year award.





REBEL ALL-AMERICANS




1984
AP-2nd Team
1983
AFCA-1st Team
AP-2nd Team


RANDALL CUNNINGHAM

Punter/Quarterback

Although he is now known for being the NFL's all-time leading rushing quarterback, Santa Barbara, Calif., native Randall Cunningham (1981-84) won his national collegiate honors at his other position – punter. Still the Rebels' leader for punting average in a game (58.0), season (47.5) and career (45.6), Cunningham would own the second-best career punting average in college football



history if he had punted just eight more times during his three years on the field. Touted as a Heisman Trophy candidate for his lethal combination of talent throwing, running and punting the ball, Cunningham was named first team All-America in 1983 (as well as honorable mention QB by AP) and second team in 1984, making him UNLV's first two-time All-American since the school moved to Division I in 1977. He would go on to be the 37th pick in the 1985 NFL Draft by the Philadelphia Eagles and was named the 1998 NFL Player of the Year as a Minnesota Viking QB.




1981
AP-2nd Team

JIM SANDUSKY

Wide Receiver

Although his UNLV career was brief, San Diego native Jim Sandusky (1981)




turned in the greatest receiving year in school history during his one year on campus. Catching balls from the arm of QB Sam King as part of head coach Tony

Knap's free-wheeling offense, Sandusky hauled in 68 passes (17 more than any previous Rebel) for 1,346 yards, which is still a school record. Despite playing in only 12 games, Sandusky remains tied for second at the school with eight career 100-yard receiving games. Such output would earn him Second Team All-America honors. However, with Knap retiring, Sandusky would transfer to San Diego State and go on to a distinguished career in the NFL and Canadian Football League.

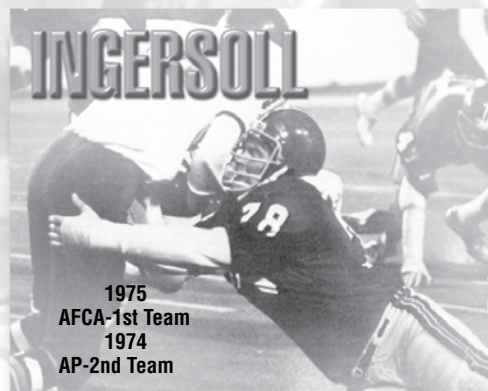
JOE INGERSOLL

Defensive Lineman

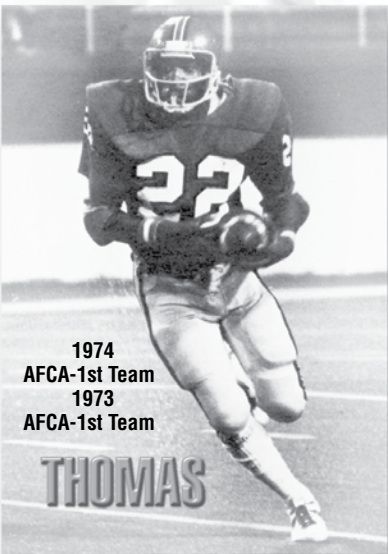


One of only four repeat All-Americans in UNLV history, Joe Ingersoll (1973-75) also was the first defensive player from the Rebels so honored. The Salt Lake City native played his freshman year at Utah before transferring to the desert and performing as a dominant defensive lineman for three years. As a


junior, "Big Joe" led the undefeated 1974 UNLV team in tackles with 105, including four sacks, and was tabbed an AP Div. II Second Team All-American. As a senior, the terrific tackle earned first team honors from the AFCA and would go on to become a seventh round choice by the Miami Dolphins in the 1976 NFL Draft. In 1987, Ingersoll was a member of the inaugural UNLV Athletics Hall of Fame.



1975
AFCA-1st Team
1974
AP-2nd Team



1974
AFCA-1st Team
1973
AFCA-1st Team



MIKE THOMAS

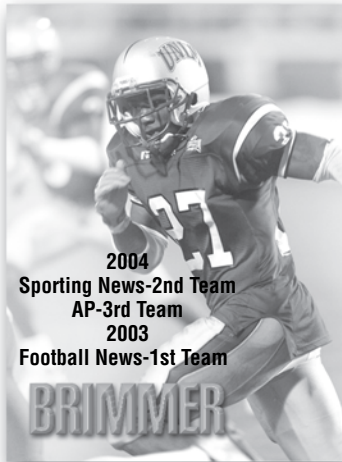
Running Back

The bluest of Blue Chip recruits out of Greenville, Texas, Mike Thomas 1973-74, signed on with the University of Oklahoma but soon left Norman to ride his way West and right into the Rebel – and national – record books. His two seasons in Las Vegas were nothing less than stunning. As a junior in 1973, he scored a school-record 20 touchdowns and led the nation in rushing yards with 1,741, which was just 35 short of the then-NCAA single-season record. A year later, Thomas added 1,408 yards and 17 rushing scores to lead the Rebels to their only undefeated regular season and a Div. II ranking as high as No. 2 before losing in a national semifinal game. His still-UNLV-best career totals were 3,149 yards and 37 TDs born from a 6.6-yards-per-carry average. Both seasons resulted in AFCA First Team All-America nods for UNLV's first true football star to make him the only two-time first-teamer in Rebel history. Thomas would go on to complete a fine NFL career with the Washington Redskins and San Diego Chargers.

REBEL ALL-AMERICANS



JAMAAL BRIMMER *Safety*



2004
Sporting News-2nd Team
AP-3rd Team
2003
Football News-1st Team

BRIMMER



The first non-senior to earn All-America at UNLV since Randall Cunningham in 1983, Jamaal Brimmer (2001-04) also became the first non-punting first team honoree for the Rebels since 1975. The hometown hero introduced himself to the nation early in the season with the greatest single defensive performance in school in leading his team to a major upset at Wisconsin on national TV. Brimmer's phenomenal day, which included 11 tackles, two interceptions, one fumble return for a TD and two quarterback sacks, earned him the Bronko Nagurski National Defensive Player of the Week honors.

The free safety, who would be voted the school's first two-time consensus league MVP in his career, led the MWC with six interceptions and four forced fumbles to go with three sacks and four fumble recoveries in 2003. The first UNLV semifinalist for the Jim Thorpe Award became the school's first two-time All-American since Cunningham with nods from AP and The Sporting News as a senior. That followed being named a community service All-American as a member of the 2004 AFCA Good Works Team.




2001
Football News-3rd Team
Sporting News-4th Team

THOMAS

JOE KRISTOSIK *Punter*

Joe Kristosik (1995-98) was a bright light through the program's only winless season in 1998. He walked on to his hometown team in 1994 and five years later walked away as the school's first and only consensus First Team All-American. Kristosik was the first Rebel booter to lead the nation in punting with a 46.2-yard average, which was the second-highest in NCAA history with a minimum of 75 attempts. Along the way, he turned in perhaps the greatest performance ever by a collegiate punter when he had 13 tries at BYU with eight going longer than 50 yards and a stunning four traveling at least 60 yards, including two season-long kicks of 67 yards. Kristosik became the first-ever UNLV member of the prestigious Walter Camp Football Foundation team.

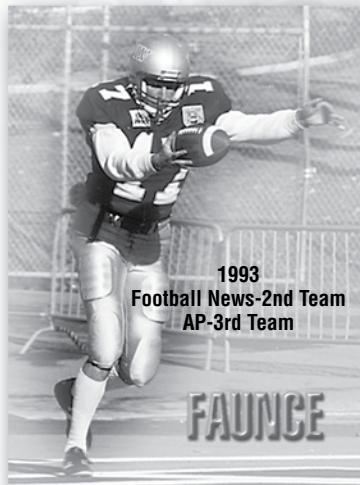


1998
Consensus 1st Team:
Walter Camp, AP,
AFCA, FWAA,
Football News

KRISTOSIK

KEVIN THOMAS *Cornerback*

Making a strong bid as being the best defensive player in school history, Kevin Thomas (1998-2001) turned on the gas to close out his stellar career and become the first Rebel on his side of the ball to earn All-America since 1975. Holder of various school and conference records, KT came to Las Vegas from Sacramento as a scrappy and unheralded defensive back but left as one of the best cover men in the nation en route to being tabbed third team All-America by Football News and fourth team by The Sporting News. The second three-time first team all-conference player in Rebel history, his seven picks as a senior broke the UNLV and MWC record for a single season as he led the nation in interception return yardage (213) and defensive scoring (18 points). An iron man who never missed a start in four seasons (UNLV-record 46 overall), his six career touchdowns highlighted a school-record 55 career pass breakups. The Jim Thorpe candidate and MWC Defensive Player of the Year played in both the Senior Bowl and East-West Shrine Game before being selected by the Buffalo Bills in the NFL Draft.



1993
Football News-2nd Team
AP-3rd Team

FAUNCE

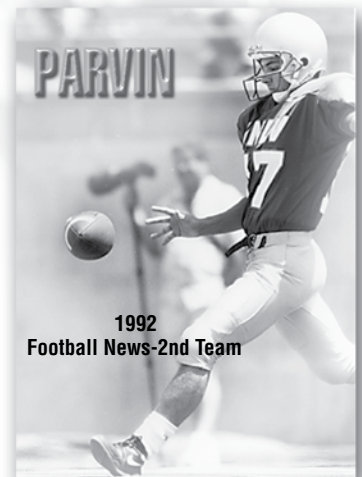


BRAD FAUNCE *Punter*

A transfer from Glendale (Calif.) Junior College, Brad Faunce (1993-94) used his powerful leg to post an impressive two-year career at UNLV. His junior season included a 45-yard punting average that earned him Second Team All-America honors. Also the squad's kickoff man in 1994, Faunce's memorable 91-yard punt vs. UNR was not only a school record, but also helped the Rebels upset the Wolf Pack to win the Big West Conference title and a berth in Las Vegas Bowl III.

BRIAN PARVIN *Punter*

Brian Parvin (1991-92) became UNLV's first All-American in seven years when he was named to Football News' second team as a senior. A transfer from Mt. San Antonio Junior College in Walnut, Calif., Parvin turned in a fine junior campaign with a 41.9-yard punting average, which was good for 18th in the nation. His senior year, however, produced the second-highest season number in school history with 46.3 – the third-best average in the nation in 1992.



1992
Football News-2nd Team



ALL-CONFERENCE SELECTIONS

2009 (Mountain West Conference)

1st Team: Ryan Wolfe (WR)

HM: Jason Beauchamp (LB), Joe Hawley (OL), Matt Murphy (OL)

2008 (Mountain West Conference)

1st Team: Ryan Wolfe (WR)

2nd Team: Jason Beauchamp (LB)

HM: Johan Asiata (OL), Casey Flair (WR), Frank Summers (RB), Malo Taumua (DL)

2007 (Mountain West Conference)

1st Team: Beau Bell (LB)

2nd Team: Mil'Von James (DB)

HM: Matt Murphy (OL), Frank Summers (RB), Ryan Wolfe (WR)

2006 (Mountain West Conference)

1st Team: Kip Facer (P), Ryan Wolfe (WR)

2nd Team: Casey Flair (WR), Jeremy Geathers (DL), Eric Wright (DB)

HM: Howie Fuimaono (DL), Marco Guerra (OL), Jay Staggs (DB)

2005 (Mountain West Conference)

2nd Team: Beau Bell (LB), Greg Estandia (TE), Joe Miklos (DB)

HM: Sergio Aguayo (PK), Leon Moore (DE), Howie Fuimaono (DL)



Brimmer

2004 (Mountain West Conference)

1st Team: Jamaal Brimmer (DB), Dominique Dorsey (RB)

2nd Team: Ryan Claridge (LB), Joe Critchfield (OL), Adam Seward (LB)

HM: Sergio Aguayo (PK), Gary Cook (P), Earvin Johnson (WR), Joe Miklos (DB)

2003 (Mountain West-Coaches)

1st Team: Jamaal Brimmer (DB), Adam Seward (LB)

2nd Team: Gary Cook (P), Dominic Furio (C), Earvin Johnson (WR), Dillon Pieffer (PK)

HM: John Andrews (LB), Ryan Claridge (LB), Larry Croom (RB), Tremayne Kirkland (KR), Joe Miklos (DB)

2003 (Mountain West Conference-Media)

1st Team: Jamaal Brimmer (DB), Adam Seward (LB)

2nd Team: Gary Cook (P), Dominic Furio (C), Earvin Johnson (WR), Dillon Pieffer (PK), Tremayne Kirkland (KR)

HM: Ryan Claridge (LB), Larry Croom (RB), Joe Miklos (DB)

2002 (Mountain West Conference-Coaches)

1st Team: Jamaal Brimmer (DB), Tony Terrell (OL)

2nd Team: Joe Haro (RB), Earvin Johnson (WR), Adam Seward (LB)

HM: Connie Brown (DB), Dietrich Canterbury (DL), Larry Croom (RB), Chris Eagen (DE), DeJhown Mandley (TE), Tyrone Tucker (LB)

2002 (Mountain West Conference-Media)

1st Team: Jamaal Brimmer (DB), Adam Seward (LB), Tony Terrell (OL)

2nd Team: Joe Haro (RB), Earvin Johnson (WR)

HM: Larry Croom (RB), Dominique Dorsey (KR), DeJhown Mandley (TE), Tyrone Tucker (LB)

2001 (Mountain West Conference-Coaches)

1st Team: Sam Brandon (DB), Kevin Thomas (DB)

2nd Team: Joe Haro (RB), Anton Palepoi (DE), Pete Tramontanas (OL)

HM: Brandon Blair (OL), Ahmad Briggs (DL), Ryan Claridge (LB), Dominique Dorsey (KR), DeJhown Mandley (TE), Troy Mason (PR), Ahmad Miller (DL), Shanga Wilson (LB)

2001 (Mountain West Conference-Media)

1st Team: Sam Brandon (DB), Dominique Dorsey (KR), Kevin Thomas (DB)

2nd Team: Brandon Blair (OL), Ryan Claridge (LB), Joe Haro (RB), Anton Palepoi (DE)

HM: Ahmad Briggs (DL), DeJhown Mandley (TE), Troy Mason (PR), Ahmad Miller (DL), Pete Tramontanas (OL), Shanga Wilson (LB)

2000 (Mountain West Conference-Coaches)

1st Team: Jeremi Rudolph (RB), John Greer (OL), Anton Palepoi (DL), Kevin Thomas (DB)

HM: Randy Black (DB), Sam Brandon (DB), Kevin Brown (RB), Ray Cheetany (P), Troy Mason (KR), Tony Terrell (OL), Nate Turner (WR)

2000 (Mountain West Conference-Media)

1st Team: Jeremi Rudolph (RB), John Greer (OL), Kevin Thomas (DB)

2nd Team: Nate Turner (WR), Randy Black (DB), Troy Mason (KR)

HM: Kevin Brown (RB), Ray Cheetany (P), Anton Palepoi (DL), Ahmad Miller (DL), Tony Terrell (OL), Peter Tramontanas (OL), Jason Thomas (QB), Shanga Wilson (LB)

1999 (Mountain West Conference)

2nd Team: Kevin Thomas (DB), Ray Cheetany (P)

CONFERENCE PLAYERS OF THE WEEK

2009 — Omar Clayton, QB (Sept. 21), Jason Beauchamp, LB (Oct. 26)
2008 — Malo Taumua, ST (Sept. 15), Omar Clayton, QB (Sept. 22), Jason Beauchamp, LB (Sept. 29), Deante' Purvis, ST (Nov. 10), Kyle Watson, PK (Nov. 17)
2007 — Beau Bell, LB (Sept. 24 & Oct. 15 & Oct. 29), Frank Summers, RB (Sept. 24)
2006 — Rocky Hinds, QB (Nov. 21)
2005 — Sergio Aguayo, PK (Sept. 12 & Oct. 10), Beau Bell, LB (Oct. 10)
2004 — Joe Miklos, DB (Oct. 4), Jamaal Brimmer, DB (Oct. 11)
2003 — John Andrews, LB (Sept. 1), Greg Estandia, ST (Sept. 1), Jamaal Brimmer, DB (Sept. 15), Gary Cook, P (Sept. 15), Ruschard Dodd-Masters, DB (Sept. 22), Dillon Pieffer, PK (Sept. 22 & Nov. 3), Joe Miklos, DB (Nov. 3)
2002 — Tyrone Tucker, LB (Oct. 7), Jamaal Brimmer, SS (Oct. 21), Jason Thomas, QB (Nov. 4), Larry Croom, RB (Dec. 2), Dillon Pieffer, PK (Dec. 2)
2001 — Gary Cook, P (Oct. 7), Troy Mason, PR (Oct. 15), Joe Haro, RB (Oct. 29), Kevin Thomas, CB (Nov. 19)
2000 — Jason Thomas, QB (Oct. 2), Kevin Thomas, CB (Oct. 2), Ray Cheetany, PK/P (Oct. 9), Troy Mason, PR (Nov. 11), Nate Turner, WR (Nov. 25), Amar Brisco, CB (Nov. 25)
1999 — Kevin Thomas, DB (Sept. 13), Jeremi Rudolph, RB (Oct. 11), Duane James, KR (Oct. 11)
1998 — Joe Kristosik, P (Sept. 28 & Oct. 12)
1997 — Jon Denton, QB (Sept. 29)

1996 — Jon Denton, QB (Sept. 30 & Nov. 18)
1995 — Shannon Wilson, RB (Sept. 9)
1994 — Brittney Posey, LB (Sept. 3), Randy Gatewood, WR (Sept. 17), Mark Byers, LB (Oct. 1 & Oct. 29), Nick Garritano, PK (Oct. 29), DeJohn Branch, RB (Nov. 19), Rossie Johnson, LB (Nov. 19)
1993 — Rumone Hilton, LB (Sept. 18), Rodney Mazion, CB (Nov. 6), Demond Thompkins, WR (Nov. 13)
1992 — Donnell Porter, DB (Sept. 21), Jason Davis, DB (Oct. 5), Henry Bailey, WR/PR, (Nov. 2)
1991 — Carlton Johnson, FS (Sept. 14), Hunkie Cooper, QB (Nov. 16)
1990 — Keenan McCardell, WR (Sept. 15), Hunkie Cooper, RB (Oct. 6)
1989 — Darin Brightmon, RB (Oct. 9), David Clarke, LB (Oct. 30), Keenan McCardell, WR (Nov. 27)
1988 — Tommy Jackson, RB (Oct. 8), Tyrone Carter, DB (Oct. 15), Jody Reinhoel, LB (Nov. 26), Richard Williams, QB (Nov. 26)
1987 — Autney Wren, DB (Oct. 10), Ickey Woods, RB (Nov. 7 & 14)
1986 — Charles Wiley, DL (Sept. 22), Alvin Horn, DB (Nov. 3 & 24)
1985 — Alvin Horn, DB (Oct. 7), Daryl Knox, LB (Oct. 14 & Nov. 4)
1984 — Tony Lewis, RB (Sept. 10), Randall Cunningham, QB (Sept. 17 & Oct. 22), Kirk Jones, RB (Oct. 8), Ed Saignes, DB (Oct. 15), Tom Polley, LB (Nov. 5), Anthony Blue, DB (Nov. 12), Aaron Moog, DL (Nov. 26)
1983 — Randall Cunningham, QB (Sept. 17 & Oct. 31), Kirk Jones, RB (Oct. 1), Reggie Farmer, WR (Oct. 22), Keyvan Jenkins, RB (Nov. 7)

2009 HONOREES



Omar Clayton



Jason Beauchamp



ALL-CONFERENCE SELECTIONS



1998 (WAC-Mountain Division)

1st Team: Joe Kristosik (P), Talance Sawyer (DE)
2nd Team: Sam Mineo (TE)

1997 (WAC-Pacific Division)

1st Team: Talance Sawyer (DE), Damon Williams (WR)
2nd Team: Sam Mineo (TE), Scott Patton (LB), Mike Reily (OL)

1996 (WAC-Pacific Division)

2nd Team: Jon Denton (QB), Scott Patton (LB), Dennis Whitmore (OL)



1995 (Big West)

2nd Team: Robbie Morrison (OL), Marvin Robinson (LB)
HM: Joe Kristosik (P)

1994 (Big West)

1st Team: Mark Byers (LB), Nick Garritano (PK), Randy Gatewood (WR), Howard McGowan (OG), Keith Washington (DE)
2nd Team: Henry Bailey (WR), Keith Clough (LB), Rodney Mazion (FS)
HM: Henry Bailey (KR), Jason Davis (SS), Brad Faunce (P), Rossie Johnson (LB),



McGowan

Mark Mecham (OT), Robbie Morrison (OG), David White (TE)

1993 (Big West)

1st Team: Brad Faunce (P)
2nd Team: Demond Thompkins (WR), Tiger Townes (DL)
HM: Steve Anderson (DT), Rodney Mazion (CB), Jerry Reynolds (OT), Doug Roper (OG)

1992 (Big West)

1st Team: Henry Bailey (WR/PR), Shannon McLean (RB), Lonnie Palelei (OG), Brian Parvin (P)
2nd Team: John Hurley (OT), Rodney Mazion (FS), Erik Simien (DE)
HM: Nick Garritano (PK), D'Mentrie Lacy (DB), Howard McGowan (C), Mike Smalls (LB), Keith Washington (DE)

1991 (Big West)

1st Team: Hunkie Cooper (PR), Carlton Johnson (S), Chuck Reed (DL)
HM: Henry Bailey (WR), Derek Black (RB), John Hurley (OT), Elgin Lofton (DT), Lonnie Palelei (OG), Brian Parvin (P), Jerry Reynolds (OT), Mike Smalls (LB)



Cooper

1990 (Big West)

1st Team: Hunkie Cooper (KOR, PR), Carlton Johnson (DB), Keenan McCardell (WR)
HM: Dustin Quinton (OL)

1989 (Big West)

1st Team: Doc Wise (DL)
2nd Team: Vince McGowens (PR), Avery Miller (LB), Kyle Toomer (RB), Robert Welch (TE)
HM: Darin Brightmon (RB), David Clarke (LB), John Foster (LB), Pat Harden (OT), Tommy Jackson (RB), Carlton Johnson (CB), Keenan McCardell (WR), Derek Nicholson (DL), Fred Phillips (S), Jody Reinoehl (LB), Tony Rhynes (P)

1988 (Big West)

1st Team: Tommy Jackson (RB), Tony Rhynes (P), Doc Wise (DL)
2nd Team: Charles Anthony (DB), Cedric Davis (TE), Pat Harden (OT), Bill Operin (OG), Jody Reinoehl (LB)
HM: Darin Brightmon (RB), Jim Cook (PK), Avery Miller (LB), Derek Nicholson (DL), Tony Peko (C), David Ruggles (OL), Robert Welch (TE)

1987 (Big West)

1st Team: Ike Freeman (DL), Tony Rhynes (P), Ickey Woods (RB)
2nd Team: Jim Cook (PK), Anthony Drawhorn (CB), Pat Harden (OT), Bill Operin (OG), George Varon (OLB)
HM: Cedric Davis (TE), George Thomas (WR)

1986 (Big West)

1st Team: David Hollis (DB), Marion Knight (DL)
2nd Team: Alvin Horn (DB), Bob Hulberg (P)

1985 (Big West)

1st Team: Alvin Horn (DB), Daryl Knox (OLB), Tony Lewis (FB)
2nd Team: Ron Drake (C), David Hollis (DB), Bob Hulberg (P), Carlos Lovato (DL)
HM: Joey DiGiovanna (PK), Kirk Jones (RB)

1984 (Big West)

1st Team: Randall Cunningham (QB/P), Doug Eisher (OG), Kirk Jones (RB), Reggie LaFrance (TE), Aaron Moog (DL)
2nd Team: Anthony Blue (DB), Joey DiGiovanna (PK), Paul Godbey (OL), Richard Grant (DL), Daryl Knox (LB), Tom Polley (LB), Dalton Reed (DB)

1983 (Big West)


1st Team: Randall Cunningham (QB/P), Kirk Dodge (ILB), Aaron Moog (DL)
2nd Team: Keyvan Jenkins (RB), Al Ligon (DB), Carlos Lovato (DL), Michael McDade (WR)



Cunningham

1982 (Big West)


1st Team: Randall Cunningham (P)
2nd Team: Waymon Aldridge (KOR), Darral Hambrick (WR), Wymon Henderson (DB)



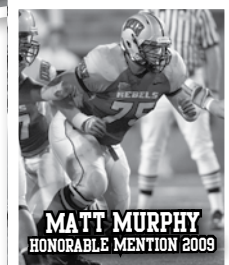
RYAN WOLFE
1ST TEAM 2009



JASON BEAUCHAMP
HONORABLE MENTION 2009



JOE HAWLEY
HONORABLE MENTION 2009



MATT MURPHY
HONORABLE MENTION 2009






ALL-STAR GAME APPEARANCES


(YEAR INDICATES SEASON SELECTED, NOT DATE OF GAME PLAYED)



Larry Croom scored four postseason TDs in his school-record three all-star game appearances after the 2003 season.



John Robinson served as head coach of the 2004 East-West Shrine Football Classic.




QB Sam King earned MVP honors at the 1982 Japan Bowl.

EAST-WEST SHRINE CLASSIC




Orlando, Florida



J. Thomas

- 2009 Jason Beauchamp, LB
- 2009 Martin Tevaseu, DL
- 2004 Adam Seward, LB
- 2004 Earvin Johnson, WR
- 2003 Larry Croom, RB
- 2003 Dietrich Canterberry, DL
- 2003 John Robinson, H. Coach
- 2003 Mike Bradeson, Asst. Coach
- 2003 Bruce Snyder, Asst. Coach
- 2002 Jason Thomas, QB
- 2001 Kevin Thomas, CB
- 2000 Kevin Brown, RB
- 1994 Randy Gatewood, WR
- 1987 Kirk Jones, RB
- 1984 Randall Cunningham, QB
- 1984 Kirk Dodge, LB
- 1974 Mike Thomas, RB




K. Thomas

HULA BOWL



Honolulu, Hawaii (1947-2008)



Sawyer

- 2007 Sergio Aguayo, PK
- 2007 Mike Sanford, Co-H Coach
- 2007 Todd Berry, Asst. Coach
- 2007 Vic Shealy, Asst. Coach
- 2005 Greg Estandia, TE
- 2004 Dominique Dorsey, RB
- 2003 Larry Croom, RB
- 2001 Brandon Bair, OL
- 1998 Talance Sawyer, LB
- 1996 Dennis Whitmore, OL
- 1994 Henry Bailey, RB
- 1992 Lonnie Palelei, OL
- 1987 Ickey Woods, RB
- 1981 Sam King, QB




Estandia


SENIOR BOWL



Mobile, Alabama



Thomas




Woods

- 2007 Beau Bell, LB (Inj. DNP)
- 2004 Jamaal Brimmer, DB
- 2001 Kevin Thomas, CB
- 1987 Ickey Woods, RB

GRIDIRON



Orlando, Florida (2000-05)



Miller



Rudolph


- 2004 Dominique Dorsey, RB
- 2001 Ahmad Miller, DL
- 2000 Jeremi Rudolph, RB

ALL-AMERICAN CLASSIC

Las Vegas, Nevada (2001-05)



- 2005 Joe Miklos, DB
- 2004 Joe Critchfield, OL
- 2004 Ruschard Dodd-Masters, DB
- 2003 Dominic Furio, C
- 2003 David Relf, WR
- 2002 Joe Haro, RB
- 2002 Keith Kincaid, OL
- 2002 DeJhown Mandley, TE
- 2002 Jamal Wynn, DB
- 2001 Bobby Nero, WR
- 2001 Greg Hulett, OL
- 2001 Peter Tramontanas, C
- 2001 Adrian Watson, DL
- 2001 Scott Parkhurst, DE
- 2001 LaMar Owens, LB
- 2001 Shanga Wilson, LB




Furio

BLUE-GRAY



Montgomery, Alabama (1932-2001, 2003)



Townes

- 2003 Larry Croom, RB
- 2003 Dietrich Canterberry, DL
- 2001 Sam Brandon, FS
- 1993 Tiger Townes, DT
- 1984 Aaron Moog, DT

JAPAN BOWL



Tokyo (1976-1993)



Cunningham

- 1992 Lonnie Palelei, OL
- 1987 Ickey Woods, RB
- 1987 Wayne Nunnely, Asst. Coach
- 1984 Randall Cunningham, QB
- 1981 MVP Sam King, QB
- 1981 Michael Morton, RB

TEXAS vs. NATION

El Paso, Texas

- 2009 Joe Hawley, OL
- 2008 Frank Summers, RB
- 2006 Jay Staggs, DB



Staggs