



UNI MEN'S BASKETBALL

#EverLoyal

f /UNImensbasketball
 @UNImbb
 @UNImbb

5 MVC TOURNAMENT TITLES /// 6 CONFERENCE MVP AWARDS /// 8 NCAA APPEARANCES /// 1 NCAA SWEET 16

11-9 2021-22 Record	7-3 MVC	NA/NA RANKING (AP/Coaches)	Game 21 7 p.m. CT • Feb. 2	12-10 2021-22 Record	6-4 MVC	NA/NA RANKING (AP/Coaches)
BEN JACOBSON HEAD COACH	312-198 Career Record		Cedar Falls, Iowa McLeod Center	BRIAN WARDLE HEAD COACH	194-112 Career Record	

SERIES QUICK LOOK

OVERALL 36-33 UNI
FIRST MEETING L 117-71 AWAY - 1970-71
LAST MEETING L 71-69 - AWAY - 2021-22

TV PSN
 Eric Braley (PxP)
 Kevin Lehman (analyst)

RADIO - 1540 KXEL
 Panther Sports Radio Network
 Gary Rima (PxP)
 Kevin Boyle (analyst)

LIVE STATS
 www.UNIPanthers.com



TEAM COMPARISON



74.6	Scoring Offense	72
69.9	Scoring Defense	65.9
4.7	Scoring Margin	6.1
3	Rebound Margin	6
12.1	Assists Per Game	14.2
1.2	Blocked Shots Per Game	4.8
5.3	Steals Per Game	6.7
-0.1	Turnover Margin	-0.7
1	Assist Turnover Ratio	1
46.3	Field Goal Percentage	44.9
44.2	Field Goal Percentage Defense	39.5
8.7	Three-Point Field Goals/Game	8
35.5	Three-Point Field Goal %	31.6
77.1	Free Throw Percentage	66.9
55	Winning Percentage	54.5

2021-22 MVC STANDINGS (1/31)

School	MVC	Overall
RV Loyola	7-2	16-4
Drake	7-2	16-6
Missouri State	7-3	16-7
UNI	7-3	11-9
Bradley	6-4	12-10
Southern Illinois	4-6	11-11
Illinois State	3-6	10-12
Valparaiso	3-7	10-12
Indiana State	2-6	9-11
Evansville	1-8	5-15

UNI QUICK NOTES

No. 3 in Valley wins

- Ben Jacobson passed former Creighton/Saint Louis coach Eddie Hickey as the third winningest MVC coach in conference only games in league history in UNI's win over Indiana State.
- With 165 league victories, Jacobson leads all active MVC coaches in conference wins.
- Henry P. Iba (Oklahoma State) leads the MVC with 187 conference wins, while former Creighton coach Dana Altman is second with 182.

300+

- Ben Jacobson became the fourth coach in Missouri Valley Conference men's basketball history to win 300 games Feb. 27, 2021, with UNI's 94-87 double-overtime victory at Illinois State.
- Jacobson trails only Henry P. Iba (486, Oklahoma State), Eddie Hickey (337, Creighton/Saint Louis), and Dana Altman (327, Creighton) on the Valley's all-time wins list.

Breaking down Bradley

- UNI fell short in their Dec. 1 at Bradley, falling 71-69 in Peoria.
- AJ Green led the Panthers with 30 points in UNI's last matchup with the Braves, shooting 5-of-9 from three-point range. Noah Carter scored 20 points in the loss.
- UNI's last two losses to Bradley have come by a combined 4 points, dropping both games by 2 points.
- The Panthers have won 3 of the last 5 matchups with the Braves, averaging 75 points per game in that span.
- Both UNI and Bradley enter tonight's game with at least one 4-game winning streak in MVC play this season. The Panthers won 5 straight league games to start January, while the Braves have won their last 4 MVC games.

Against the MVC

- The Panthers are averaging 77.5 points per game in league play, 5.9 points more than against non-conference opponents (71.6).
- UNI has shot 48.1% from the floor in 10 games against the MVC. The Panthers have shot 44.5% in non-conference play.

2021-22 SCHEDULE

Date	Opponent	Time/Result
NOVEMBER		
9	Nicholls State	L 62-58
11	Vermont	L 71-57
14	Dubuque	W 95-58
17	@ #16 Arkansas	L 93-80
27	@ #16 St. Bonaventure	W 90-80
DECEMBER		
1	@ Bradley*	L 71-69
5	Richmond	L 60-52
14	Jackson State	W 66-56
18	@ Marshall	W 75-60
22	vs. Liberty#	L 76-74
23	vs. Wyoming#	L 71-69
25	@ Hawaii#	CNCL
29	Wartburg	CNCL
JANUARY		
2	Evansville*	W 83-61
5	Valparaiso*	W 92-65
8	@ Missouri State*	W 85-84
11	Indiana State*	W 80-74 (OT)
15	@ Southern Illinois*	W 69-68
19	@ Valparaiso*	L 83-80 (OT)
22	Drake*	L 82-74 (OT)
26	@ Evansville*	W 64-59
29	Illinois State*	W 79-64
FEBRUARY		
2	Bradley*	7 p.m.
5	@ Drake*	5 p.m.
9	Southern Illinois*	7 p.m.
13	@ RV Loyola*	3 p.m.
15	@ Illinois State*	7 p.m.
20	Missouri State*	1 p.m.
23	@ Indiana State*	6 p.m.
26	RV Loyola*	5 p.m.
MARCH		
3-6	TBDS	TBDS

All Times Central
 Home Games in McLeod Center
 # Diamond Head Classic (Honolulu, Hawai'i)
 * Missouri Valley Conference Game
 \$ Arch Madness (St. Louis, Missouri)

UNI ATHLETIC COMMUNICATIONS

Joel Wauters
 assistant athletic communications director
 e joel.wauters@uni.edu
 w (319) 273-3642 c (319) 215-9783



Panthers on a streak

- Noah Carter has scored at least 15 points in 8 of UNI's 10 conference games this season, including a career-high 33 points at Valparaiso.
- The Panthers have made at least 10 free throws in 12 of the last 13 games, as well as 21+ free throws in 3 of the last 7 games.
- UNI has made at least one three-point field goal in 37 consecutive games.

Panthers dominate Redbirds in second half

- UNI scored 49 second half points to pull away from Illinois State for a second consecutive home win.
- The Panthers were held to 27.5% shooting from the floor in the first half against the Redbirds before shooting an impressive 75% in the second period.
- AJ Green led UNI with 24 points on a 6-of-10 shooting performance from beyond the arc. Noah Carter scored 21 points to help the Panthers earn their 7th conference win.

Jubilant January

- The Panthers finished the month of January with a 6-2 record, including a 4-1 mark at home.
- UNI's offense averaged 78.4 points per game in January after posting just 71.3 points a game during November and December combined.
- The Panthers played 3 overtime games in January, all coming in a 4-game stretch. It is the first time in program history where 3 of UNI's games were decided in a 4-game span.

MVC leaders

- AJ Green ranks 2nd in the Missouri Valley Conference in points per game in league play (21.9), trailing Missouri State's Isaiah Mosley (24.1). Noah Carter is 4th in the MVC with 17.3 points a game in conference only games.
- AJ Green is 2nd in the MVC with an 88.5% mark at the free throw line. Green is also leading the league in made free throws this season (85).
- AJ Green is first in the MVC in career three-point field goals among active players with 233. Drake's D.J. Wilkins ranks second with 222.
- Tywhon Pickford, Trae Berhow and Austin Phyfe hold three of the top four spots among active MVC players in career rebounds. Pickford leads the league with 632 career rebounds, with Berhow in 3rd with 583, and Phyfe in 4th at 544. Drake's Garrett Sturtz ranks 2nd with 610 rebounds.

Nothing but NET

- UNI enters Saturday's matchup against Illinois State with the 5th highest NET ranking in the MVC at 119. The Braves rank just ahead of the Panthers with the league's 4th best NET ranking at 105th.
- 6 of the MVC's 10 teams ranking in the top 150 in the NET rankings.

UNI when...

- The Panthers are 8-2 this season when leading with 5 minutes remaining in regulations.
- UNI is 8-2 when leading at halftime, and undefeated when shooting 50% or better from the floor (6-0).
- When outrebounding their opponent, the Panthers are 11-3 this season.

When it heats up over 80

- UNI is 72-9 when scoring 80 points under head coach Ben Jacobson.
- The Panthers have scored 80+ points in 8 games this season, with a 6-2 mark in those games.
- UNI has scored 90+ points three times this season, coming against Dubuque, St. Bonaventure, and Valparaiso.

Home sweet home

- UNI's offense has averaged 73.6 points per game at home in the McLeod Center this season. The Panthers have scored 81.6 points a game at home facing off against MVC opponents.
- The Panther defense has allowed 65.3 points per game in 10 home games, including 69.2 points against visiting conference teams.
- UNI has shot 46.2% from the field while playing at the McLeod Center this season, and 34.2% from beyond the arc. Opponents have been held to 41.8% from the floor, and 30.1% from three-point range.

Season leaders

- UNI has had 20 games and five different scoring leaders in AJ Green (11 times), Noah Carter (6 times) Trae Berhow, Austin Phyfe, and Nate Heise (once each).
- The Panthers are averaging 13.9 personal fouls per game, the 21st lowest average in the entire nation and 2nd best in the MVC behind Valparaiso. UNI is also 31st in the nation in the fewest total fouls committed.
- UNI is 3rd among Valley teams for the fewest total turnovers committed, ranking 91st in the nation.
- Nate Heise is UNI's rebounding leader with 101 total, averaging 5.1 a game. Trae Berhow has 91 rebounds on the year, averaging 5.1 per game.
- AJ Green ranks 2nd in minutes per game (35:30) in the MVC, the 39th best average in the NCAA.

Following up

- Under Ben Jacobson, the Panthers are 201-109 (.648) in games following a win.
- Coming off a loss, the Panthers are 100-83 (.546) since Jacobson became UNI's head coach in 2006.

Three's a charm

- AJ Green leads the MVC for three-point field goals per game with 3.1 per game, which ranks 23rd in the nation. Green also leads the conference and ranks 25th in Division I in three-point field goal attempts (156).
- AJ Green holds the 4th highest three-point shooting percentage in the MVC at 38.5%, and also ranks 70th in the nation.
- 50.6% of UNI's opponent's field goal attempts are coming from three-point range. UNI's MVC opponents are shooting over 41.0% of their shot attempts from beyond the arc.

500 games later

- Ben Jacobson coached his 500th game at the helm of the UNI men's basketball program against Liberty.
- Jacobson is the longest tenured head coach in UNI men's basketball history by years (16) and total games coached. Jim Berry, who coached 13 seasons for the Panthers, served as UNI's head coach for 354 total games from 1973-86.

Panthers move up all-time scoring list

- AJ Green passed Eric Coleman (2004-08) for 7th on UNI's all-time scoring list with his 24-point game vs. Illinois State. Green enters tonight's matchup with 1,539 points.
- Trae Berhow ranks 31st on the program's all-time scoring list with 1,094, passing Matt Bohannon in UNI's last game.
- Austin Phyfe (T-58th, 877 points), Tywhon Pickford (75th, 727 points), and Noah Carter (82nd, 683 points) are also ranked in the top 100 (updated list available on page four).

Top 10 on UNI's all-time list

- AJ Green is second all-time in UNI history in career three-point field goals with 233. He passed Ben Jacobson with 203 in UNI's win at Marshall. Matt Bohannon is the program's leader in made three-pointers with 268.
- AJ Green leads all Panthers with a career free throw percentage of 88.8%, ranks 2nd on UNI's all-time list in career three-point field goal attempts (620), and eighth in career scoring average (17.6 PPG).
- Bowen Born is currently tied for seventh in career free throw percentage (82.3%) with Darian DeVries (1994-98).
- Trae Berhow is sixth in career three-point field goals at UNI (196).

Like Father, Like Son

- Austin Phyfe is 36 points from passing his father, Steve Phyfe, in career points scored for the Panthers.
- Steve Phyfe, who played at UNI from 1987-90 and was part of the program's first-ever NCAA Division I Tournament team in 1990, scored 912 career points for the Panthers, ranking 55th in program history.

CLASS Act

- Forward Austin Phyfe was named as one of 30 candidates for the Senior CLASS Award last week, recognizing NCAA Division I senior athletes for excellence in their community, the classroom, their character and in competition.
- 10 finalists will be announced this coming February, before the winner is selected at the 2022 NCAA Final Four in New Orleans.
- Phyfe is one of four candidates selected from MVC schools for this honor, joining Lucas Williamson and Tate Hall of Loyola, and ShanQuan Hemphill of Drake.

UNI completes sweep of Aces

- The Panthers held off a second half rally by Evansville to complete the season sweep of the Purple Aces with a 64-59 win at the Ford Center.
- AJ Green surpassed 1,500 career points with a game-high 18 points against the Aces. Nate Heise scored 12 points in the win, while both Trae Berhow and Noah Carter posted 9 points each.
- With the win, the Panthers have swept the regular season series against Evansville for the 8th time under head coach Ben Jacobson.



UNI MEN'S BASKETBALL

UNI falls to Drake at home

- The Panthers dropped their second straight game in an 82-74 overtime loss to Drake at the McLeod Center. The Panthers are 1-2 this season in overtime contests.
- AJ Green led UNI with a game-high 27 points, while Nate Heise and Tywhon Pickford each scored 8 points. Antwan Kimmons and Austin Phye both notched 7 points off the bench.
- Drake outrebounded UNI 42-34, including 12-7 on offensive boards.

Panthers fall in OT at Valparaiso

- UNI's 5-game winning streak was snapped on the road at Valparaiso in an 83-80 overtime loss.
- Noah Carter led UNI with a career-high 33 points, 10 rebounds and 5 assists for his 3rd career double-double. Trae Berhow notched 14 points in the loss, as Bowen Born scored 11 points. Nate Heise posted 9 points and Austin Phye recorded 7 points.
- The Panthers and Beacons have now split the regular season series each of the last two seasons. Both programs have also split the last 4 meetings overall.

UNI edges SIU on the road

- UNI held off a strong second half push by the Salukis for a 69-68 road win in Carbondale.
- AJ Green led the Panthers with 22 points, with Noah Carter scoring 17. Nate Heise also notch double-digit points with 11.
- The Panthers made 19-of-23 free throw attempts at SIU, the third straight game of 19+ made free throws this season.

First OT win of the season

- The Panthers recorded the largest comeback in the entire MVC this season in a 80-74 overtime victory over Indiana State at home.
- Noah Carter and Bowen Born took over the UNI offense in the second half where the Panthers trailed by as many as 17 points.
- Noah Carter finished with 17 points against the Sycamores, with Born notching a season-best 14 points. AJ Green also posted 16 points.

Green leads UNI to win over Bears

- The Panthers picked up their 3rd straight MVC win in a hotly contested road match at Missouri State, 85-84.
- AJ Green led the way for UNI with 33 points, including a career-high 13 points coming at the free throw line. Green has now posted 5 career games of 30+ points, including 3 this season.
- AJ Green and Missouri State's Isiah Mosley combined for 76 total points, the most by two players in any Division I game this season.
- UNI shot 20-for-22 at the free throw line in the 2nd half, and outscored the Bears 34-20 in the paint to secure the one-point victory.

Back-to-back 20 point wins

- UNI has recorded a pair of wins this season of over 20 points, coming against Evansville (22 points) and Valparaiso (27 points). The two wins are the third and fourth (tied) largest margins of victory by any team in MVC play this season.
- The last time the Panthers won consecutive games by 20+ points in conference play came at the end of the 2019-20 season when UNI defeated Evansville 84-64 at home, followed by a 27-point win at Drake.

Panthers roll to win over Beacons

- UNI led from start to finish in a 92-65 home win over Valparaiso. The 27-point victory tied the 6th largest win over an opponent in conference play in program history.
- Noah Carter tied his season-high with 20 points against the Beacons, with Trae Berhow scoring 17 points with 5 three-pointers. Tytan Anderson notched a career-best 12 points in the win.
- The Panthers outscored Valparaiso 48-14 in the paint, and 29-10 off the bench. UNI also scored 22 points off of 18 forced turnovers.

Home MVC opener

- UNI earned their first MVC win of the season in an 83-61 home win over Evansville. The Panthers have won 10 straight home games against the Purple Aces, their longest active winning streak against an MVC opponent.
- 5 Panthers scored in double-digit figures against Evansville, led by AJ Green's 18 points. Trae Berhow notched 16 points as Noah Carter posted 15 points.

Down to the wire

- Both of UNI's games at the Diamond Head Classic were decided by two points. The Panthers had a chance to win or tie both games on the final possession.
- UNI's previous two games against Liberty and Wyoming marked the first time consecutive games were decided by one possession since the final three games of the 2018-19 season at the MVC Tournament.

UNI falls short against Wyoming

- The Panthers used a 17-6 run in the final four minutes of play to rally from down 13 points, but fell to the Cowboys on a missed layup attempt at the buzzer, 71-69.
- Nate Heise led the way for UNI with a career-high 19 points, with Austin Phye posting 18 points in the loss. Noah Carter also notched 14 points for the Panthers.

Manning the Flames

- UNI rallied in the final four minutes to pull within one possession of Liberty, but fell short on a missed game-winning three-pointer, falling to the Flames 76-74.
- Noah Carter tied his season-high with 19 points against Liberty, as Nate Heise posted 15 points. AJ Green recorded 13 points, while Austin Phye scored 12 points.

Corraling the Herd

- UNI came back from down 12-points at Marshall with a strong second half performance to defeat the Thundering Herd 75-60.
- AJ Green scored a game-high 29 points, his 18th career game of 25+ points, and third such game this season.
- Cole Henry and Nate Heise each scored 12 points, with Henry setting a new career-high in both scoring and rebounds (7).

Taming the Tigers

- AJ Green led the Panthers with 24 points including five three-pointers to help UNI overcome a seven-point halftime deficit to defeat Jackson State at home, 66-56.
- Nate Heise recorded his first career double-double with 12 points and 11 rebounds against the Tigers. Heise's 11 rebounds were also a career-high.
- Noah Carter posted 11 points for UNI against Jackson State, while Trae Berhow scored nine points.

Richmond edges Panthers at home

- Noah Carter led UNI with 13 points against Richmond, marking his second game scoring in double-digit figures.
- AJ Green posted a game-high 9 rebounds vs. Richmond, while Nate Heise pulled in 5 rebounds. The Spiders narrowly outrebounded the Panthers 35-34.
- UNI held Richmond to a season-low 28 first half points, but could not slow down the Spider offense from beyond the arc, giving up six three-pointers in the second half in a 60-52 home loss.

Panthers fall short in MVC opener

- AJ Green posted his fourth career 30-point in UNI's conference opener at Bradley, marking the first time Green notched consecutive games of 30 or more points in his career.
- Noah Carter scored a season-high 20 points against Bradley, shooting 50% from the floor on 14 shot attempts.
- UNI rallied from down 14 points early in the second half against the Braves, tying the game twice in the final 11 minutes before falling to Bradley in the closing seconds, 71-69.

Top-25 win on the road

- AJ Green tied his career-high 35 points against No. 16 St. Bonaventure. Green's performance tied the sixth-highest scoring game in UNI history.
- AJ Green's nine three-point shots against No. 16 St. Bonaventure tied Panther Noah Carter for a program record for most three-pointers made by an individual in a single game.
- UNI's victory is the MVC's only win against a top-25 ranked opponent this season in non-conference play.

First ranked opponent of the season

- UNI pushed the pace against No. 16 Arkansas and trailed by just two points at halftime. The lead changed 18 times within the game. UNI held the lead for more than 10 minutes of the game. Arkansas didn't take its largest lead of 13 points until the final seconds of the game.



Opening act

- After losses to Nicholls State and Vermont to open the 2021-22 season, UNI is 14-2 in home openers under Ben Jacobson (only other loss was 84-78 defeat Nov. 14, 2015, against Colorado State) and 10-6 in season openers under Ben Jacobson.
- UNI started the season short-handed but was able to suit up everyone when the team faced No. 16 Arkansas. Three freshmen are expected to redshirt this season.



ASSOCIATED PRESS POLL (1/31/22)

Rank	School	Record
1	Auburn [49]	20-1
2	Gonzaga [12]	17-2
3	UCLA	16-2
4	Purdue	18-3
5	Kentucky	17-4
6	Houston	18-2
7	Arizona	17-2
8	Baylor	18-3
9	Duke	17-3
10	Kansas	17-3
11	Wisconsin	17-3
12	Villanova	16-5
13	Michigan State	16-4
14	Texas Tech	16-5
15	Providence	18-2
16	Ohio State	13-5
17	Connecticut	15-4
18	Illinois	15-5
19	USC	18-3
20	Iowa State	16-5
21	Xavier	15-5
22	Tennessee	14-6
23	Texas	16-5
24	Marquette	15-7
25	LSU	16-5

RECEIVING VOTES: Alabama, Murray State, Saint Mary's, Boise State, Miami (FL), Indiana, Davidson, Arkansas, Iowa, Iona, TCU, Notre Dame, Loyola-Chicago, Colorado State, Toledo

USA TODAY COACHES POLL (1/31/22)

Rank	School	Record
1	Gonzaga [16]	17-2
2	Auburn [16]	20-1
3	Purdue	18-3
4	UCLA	16-2
5	Arizona	17-2
6	Duke	17-3
7	Kentucky	17-4
8	Baylor	18-3
9	Houston	18-2
10	Kansas	17-3
11	Wisconsin	17-3
12	Villanova	16-5
13	Michigan State	16-4
14	Texas Tech	16-5
15	Providence	18-2
16	Ohio State	13-5
17	Connecticut	15-4
18	Illinois	15-5
19	USC	18-3
20	Tennessee	14-6
21	Texas	16-5
22	Iowa State	16-5
23	Xavier	15-5
24	Marquette	15-7
25	LSU	16-5

RECEIVING VOTES: Alabama, Boise State, Saint Mary's, Colorado State, Miami (FL), Indiana, TCU, Murray State, Wake Forest, Davidson, Iowa, Florida State, Seton Hall, Notre Dame, Arkansas, Wyoming, Toledo, Oregon, Oklahoma

COLLEGEINSIDER.COM MID-MAJOR POLL (1/24/22)

Rank	School	Record
1	Gonzaga [31]	15-2
2	BYU	17-4
3	Iona	16-03
4	Loyola-Chicago	14-3
5	Murray State	17-2
6	Saint Mary's	15-4
7	Chattanooga	16-04
8	South Dakota State	17-4
9	Toledo	15-4
10	Ohio	14-03
11	San Francisco	16-4
12	Missouri State	15-6
13	New Mexico State	16-3
14	Vermont	13-4
15	Oakland	14-5
16	Cleveland State	13-4
17	Drake	14-6
18	Wagner	12-2
19	Princeton	15-3
20	Belmont	14-5
21	Monmouth	12-6
22	Grand Canyon	14-4
23	Liberty	13-6
24	Morehead State	14-5
25	Arkansas State	13-4

RECEIVING VOTES: Furman, Southern Utah, Norfolk State, Towson, Buffalo, Weber State, James Madison, Akron, Santa Clara, Utah Valley, Jacksonville State, Seattle, Army, Montana State, Bradley, UNCW, Winthrop, Sam Houston, Delaware, Loyola (MD), Texas A&M Corpus Christi, Wright State, Longwood, Oral Roberts, Stony Brook, CSU Fullerton, Jacksonville, **UNI**, Hofstra, Navy, UC Irvine



Austin Phyfe

KENPOM RANKINGS (1/30/22)

MVC Rank	School	RATING
1	Loyola	32
2	Missouri State	57
3	Bradley	95
4	Drake	96
5	UNI	101
6	Southern Illinois	126
7	Indiana State	172
8	Illinois State	176
9	Valparaiso	212
10	Evansville	297

NET RANKINGS (1/30/22)

MVC Rank	School	NET RANK
1	Loyola	31
2	Missouri State	67
3	Drake	93
4	Bradley	103
5	UNI	119
6	Southern Illinois	135
7	Indiana State	188
8	Illinois State	195
9	Valparaiso	218
10	Evansville	311



2021-22 MEN'S BASKETBALL NUMERICAL ROSTER

No.	Name	Pos.	Ht.	Wt.	Yr.	Hometown / High School / Last School
0	Nate Heise	G	6-4	200	Fr.	Lake City, Minn. / Lincoln
1	Cole Henry	F	6-9	230	R-Fr.	Oskaloosa, Iowa / Oskaloosa
3	Tywhon Pickford	G	6-4	205	Sr.	Minneapolis, Minn. / Maple Grove
4	AJ Green	G	6-4	200	Jr.	Cedar Falls, Iowa / Cedar Falls
5	Landon Wolf	G	6-4	195	Fr.	Cedar Falls, Iowa / Cedar Falls
11	Trae Berhow	G	6-5	200	Sr.	Mayer, Minn. / Watertown-Mayer / Pepperdine
13	Bowen Born	G	5-11	175	Fr.	Norwalk, Iowa / Norwalk
15	Michael Duax	F	6-5	215	Fr.	Dubuque, Iowa / Dubuque Hempstead
20	Chase Courbat	F	6-9	235	Fr.	Cedar Falls, Iowa / Cedar Falls
22	Antwan Kimmons	G	6-0	190	So.	Oakdale, Minn. / Tartan
23	Derek Krogmann	F	6-7	235	R-Fr.	Manchester, Iowa / West Delaware
32	Tytan Anderson	F	6-6	190	Fr.	Eldridge, Iowa / North Scott
33	Drew Daniel	F	6-6	215	Fr.	West Des Moines, Iowa / Dowling Catholic
34	James Betz	F	6-6	230	So.	Ventura, Iowa / Garner-Hayfield-Ventura
35	Noah Carter	F	6-6	225	So.	Dubuque, Iowa / Dubuque Senior
50	Austin Phyfe	F	6-9	250	R-Jr.	Waverly, Iowa / Waverly-Shell Rock

ALPHABETICAL

No.	Name
32	Tytan Anderson
11	Trae Berhow
34	James Betz
13	Bowen Born
35	Noah Carter
20	Chase Courbat
33	Drew Daniel
15	Michael Duax
4	AJ Green
0	Nate Heise
1	Cole Henry
22	Antwan Kimmons
23	Derek Krogmann
50	Austin Phyfe
3	Tywhon Pickford
5	Landon Wolf

COACHING & SUPPORT STAFF

Head Coach: Ben Jacobson (North Dakota '94)
Assistant Coach: P.J. Hogan (Morningside '99)
Assistant Coach: Erik Crawford (UNI '06)
Assistant Coach: Seth Tuttle (UNI '15)
Director of Basketball Operations: Ike Hermer (Minnesota '15)
Assistant Director of Basketball Operations: Haley Langstraat (UNI '21)
Director of Athletic Training Services: Don Bishop (Upper Iowa '92)
Graduate Manager: Marc Sonnen (UNI '13)
Athletic Communications Contact: Joel Wauters (UNI '18)

PRONUNCIATION GUIDE

Listen: <https://bit.ly/3o7NNfp>

#0 Nate Heise
HIGH-zee

#3 Tywhon Pickford
tie-WAWN

#11 Trae Berhow
TRAY BURR-how

#13 Bowen Born
BO-inn

#15 Michael Duax
DOO-ax

#20 Chase Courbat
CORE-bit

#22 Antwan Kimmons
ANN-twawn

#23 Derek Krogmann
KROHG-man

#32 Tytan Anderson
TIGHT-inn

#50 Austin Phyfe
FIFE





#0 Nate Heise
Fr. Guard
Lake City, Minn.



#1 Cole Henry
R-Fr. Forward
Oskaloosa, Iowa



#3 Tywhon Pickford
Sr. Guard
Minneapolis, Minn.



#4 AJ Green
Jr. Guard
Cedar Falls, Iowa



#5 Landon Wolf
Fr. Guard
Cedar Falls, Iowa



#11 Trae Berhow
Sr. Guard
Mayer, Minn.



#13 Bowen Born
Fr. Guard
Norwalk, Iowa



#15 Michael Duax
Fr. Forward
Dubuque, Iowa



#20 Chase Courbat
Fr. Forward
Cedar Falls, Iowa



#22 Antwan Kimmons
So. Guard
Oakdale, Minn.



#23 Derek Krogmann
R-Fr. Forward
West Delaware,
Iowa



#32 Tytan Anderson
Fr. Forward
Eldridge, Iowa



#33 Drew Daniel
Fr. Forward
West Des Moines,
Iowa



#34 James Betz
So. Forward
Ventura, Iowa



#35 Noah Carter
So. Forward
Dubuque, Iowa



#50 Austin Phyfe
R-Jr. Forward
Waverly, Iowa



Head Coach
Ben Jacobson




ALL-TIME SCORING LIST

UNI MEN'S BASKETBALL



Jason Reese




Randy Kraayenbrink



Ben Jacobson



Seth Tuttle




Jason Daisy

All-Time Leading Scorers

1. Jason Reese (1986-90)	2,033	41. Bennett Koch (2014-2018).....	1,028	80. Herbert King (1980-84)	711
2. Randy Kraayenbrink (1982-86) ...	2,004	42. John Martin (1967-70)	1,027	81. Matt Schneiderman (2002-04)	707
3. Ben Jacobson (2002-06)	1,787	43. Chris Foster (2000-05)	1,027	82. Noah Carter (2019-Present)	683
4. Seth Tuttle (2011-15)	1,747	44. Jerry Waugh (1965-68)	1,019	83. Darrell Jesse (1966-69)	673
5. Jason Daisy (1992-97)	1,721	45. Joseph Ferguson (1971-75)	999	84. Don Holland (1953-56)	673
6. Bill McCoy (1969-73)	1,713	46. Erik Crawford (2003-06)	985	85. Ali Farokhmanesh (2008-10)	667
7. AJ Green (2018-Present)	1,539	47. Randy Beilke (1969-73)	962	86. Bob Waller (1959-62)	662
8. Eric Coleman (2004-08)	1,522	48. Mark Long (1975-79)	959	87. Cory Jenkins (1996-00)	658
9. Ron Lemons (1975-79)	1,478	49. Joe Breakenridge (1997-01)	956	88. Jason Sims (1992-96)	657
10. Robbie Sieverding (1998-02)	1,402	50. Marc Sonnen (2009-2013)	932	89. Nate Buss (2011-15)	657
11. Kwadzo Ahelegbe (2006-11)	1,329	51. Spencer Haldeman (2016-20)	932	90. Wayne Jackson (1980-84)	656
12. Anthony James (2008-13)	1,305	52. Ron Jessen (1962-65)	926	91. Van Combs (1946-49)	642
13. Cam Johnson (1989-94)	1,286	53. Bill Jones (1977-81)	915	92. Del Nicklaus (1954-57)	604
14. Ken Huelman (1966-69)	1,275	54. Duane Josephson (1961-64)	913	93. Jared Josten (2004-08)	602
15. Troy Muilenburg (1986-91)	1,251	55. Steve Phyfe (1987-90)	912	94. Paul Jespersen (2014-16)	593
16. Dale Turner (1988-92)	1,250	56. Mike Kemp (1975-79)	895	95. Chip Rank (2010-14)	592
17. Pete Spoden (1959-64)	1,239	57. Jim Jackson (1958-60)	891	96. Ray Nissen (1954-56)	590
18. Grant Stout (2003-07)	1,232	58. Aaron Middendorf (1998-02)	880	97. Mark Enright (1975-78)	585
19. Jeremy Morgan (2013-17)	1,218	59. Wyatt Lohaus (2014-19)	877	98. Brent Carmichael (1981-83)	585
20. Craig Knepe (1963-66)	1,200	60. Austin Phyfe (2017-Present)	877	99. Dean Jensen (1957-60)	584
21. Deon Mitchell (2011-15)	1,200	61. Steve Peters (1977-81)	861	100. John Little (2002-06)	581
22. Adam Koch (2006-10)	1,186	62. Brooks McKowen (2003-07)	856	101. Gene Nichols (1956-59)	579
23. Tony Brus (1995-99)	1,179	63. Randy Podhaski (1973-77)	853	102. Jerry McColley (1963-65)	566
24. Cedrick McCullough (1988-92)	1,158	64. Ray Storck (1979-83)	851	103. Dennis Filliman (1956-59)	561
25. Randy Blocker (1992-94)	1,154	65. Bill Runchey (1972-76)	830	104. Mike Pijanowski (1981-84)	555
26. Maurice Newby (1986-91)	1,147	66. Clint Carlson (2014-18)	819	105. Mark Welsh (1974-76)	553
27. Rod Underwood (1977-81)	1,126	67. Tony Hauptert (1977-81)	818	106. Brian Heying (1994-98)	538
28. David Gruber (2001-04)	1,116	68. Walt Kochneff (1947-50)	811	107. Lucas O'Rear (2007-11)	529
29. Jake Koch (2009-13)	1,113	69. Nick Nurse (1985-89)	801	108. Erik Smith (2000-02)	517
30. Norm Jespersen (1946-49)	1,099	70. Brian Bestul (1969-73)	791	109. Dick Christy (1960-63)	513
31. Trae Berhow (2018-Present)	1,094	71. Isaiah Brown (2016-20)	780		
32. Matt Bohannon (2012-16)	1,092	72. Brian Carpenter (1992-96)	774		
33. Darian DeVries (1994-98)	1,084	73. Skip Anderson (1967-70)	744		
34. Jordan Eglseder (2006-10)	1,066	74. Frank Stotts (1956-59)	738		
35. Johnny Moran (2008-12)	1,048	75. Scott Stafford (1983-85)	730		
36. Jerry Holbrook (1959-62)	1,045	76. Tywhon Pickford (2017-Present)	727		
37. Howie Pigg (1950-55)	1,041	77. Ron LaFrentz (1957-60)	723		
38. Wes Washpun (2013-16)	1,035	78. Darrell Timion (1970-73)	722		
39. Greg McDermott (1984-88)	1,033	79. Travis Brown (2005-09)	720		
40. Dick Beetsch (1952-56)	1,029	80. Jay Block (1980-84)	718		

Jerry Waugh, Zeke Hogeland, Ken Huelman



UNI MEN'S BASKETBALL

UNI VS. RANKED OPPONENTS

Overall	Home	Away	Neutral
19-44	12-7	3-20	3-16

#16	St. Bonaventure	W 90-80 (A) - 11/27/21
#16	Arkansas	L 93-80 (A) - 11/17/21
#19	Richmond	L 78-68 (A) - 12/9/20
#23	Colorado	W 79-76 (A) - 12/10/19
#22	Iowa	L 54-77 (N) - 12/15/18
#9	Xavier	L 67-77 (H) - 12/20/17
#5	Villanova	L 64-50 (N) - 11/24/17
#9	North Carolina	L 86-69 (A) - 11/10/17
#8	North Carolina	L 85-42 (A) - 12/21/16
#9	Xavier	L 64-42 (A) - 11/26/16
#11	Xavier	L 67-59 (N) - 11/20/16
#15	Texas A&M	L 92-88 2ot (N) - 3/20/16
#25	Wichita State	W 53-50 (A) - 2/13/16
#5	Iowa State	W 81-79 (N) - 12/19/15
#1	North Carolina	W 71-67 (H) - 11/21/15
#17	Louisville	L 66-53 (N) - 3/22/15
#11	Wichita State	L 74-60 (A) - 2/28/15
#12	Wichita State	W 70-54 (H) - 1/31/15
#4	Wichita State	L 82-73 (H) - 2/8/14
#8	Wichita State	L 67-53 (A) - 1/5/14
#17	Iowa State	L 91-82 OT (N) - 12/7/13
#15	Wichita State	W 57-52 (H) - 2/2/13
#12	Creighton	L 79-68 (A) - 1/15/13
#21	UNLV	L 73-59 (A) - 12/19/12
#19	Memphis	L 52-47 (N) - 11/24/12
#2	Louisville	L 51-46 (N) - 11/22/12
#13	Creighton	W 65-62 (H) - 2/4/12
#23	Creighton	L 63-60 (A) - 1/10/12
#10	Syracuse	L 68-46 (A) - 11/12/10
#13	Michigan State	L 59-52 (N) - 3/26/10
#1	Kansas	W 69-67 (N) - 3/20/10
#15	Marquette	L 73-43 (N) - 11/28/08
#14	Drake	L 65-55 (H) - 2/16/08
#22	Drake	L 58-54 (A) - 1/26/08
#11	Nevada	L 79-64 (A) - 2/17/07
#16	Wichita State	W 63-59 (A) - 12/30/06
#17	Washington	L 70-61 (A) - 11/14/06
#23	Georgetown	L 54-49 (N) - 3/17/06
#24	Bucknell	W 65-61 (H) - 2/18/06
#12	Iowa	W 67-63 (H) - 12/6/05
#20	Wisconsin	L 57-52 (N) - 3/18/05
#17	Iowa	L 76-73 (A) - 12/7/05
#14	Georgia Tech	L 65-60 (N) - 3/19/04
#15	Southern Illinois	W 68-52 (H) - 3/1/04
#20	Creighton	W 82-73 (H) - 1/14/04
#24	Iowa	W 77-66 (H) - 12/9/03
#13	Creighton	L 84-75 (H) - 2/4/03
#11	Iowa	W 78-76 (H) - 12/4/01
#17	Alabama	L 64-56 (N) - 12/20/00
#10	Iowa	W 84-78 (H) - 12/9/97
#12	Iowa	L 78-73 (H) - 12/5/95
#11	Iowa State	L 81-62 (H) - 1/25/95
#8	Iowa	L 64-44 (A) - 12/8/92
#16	Iowa	L 108-85 (H) - 12/19/91
#20	Minnesota	L 81-78 (N) - 3/18/90
#11	Missouri	W 74-71 (N) - 3/16/90
#20	Iowa	W 77-74 (H) - 1/3/90
#3	Georgetown	L 83-49 (N) - 12/29/89
#5	Iowa	L 95-76 (A) - 12/6/88
#14	Missouri	L 91-62 (A) - 1/12/83
#6	Iowa	L 84-53 (A) - 12/21/81
#14	Iowa	L 86-52 (A) - 12/30/80
#20	Iowa	L 78-46 (A) - 12/6/79

NOTE: Associated Press poll used

UNI OVER 80

UNI is 72-9 when scoring 80 or more points under Ben Jacobson.

1/19/22	at Valparaiso	L 83-80 (OT)
1/8/22	Indiana State	W 80-72 (OT)
1/8/22	at Missouri State	W 85-84
1/5/22	Valparaiso	W 92-65
1/2/22	Evansville	W 83-61
11/27/21	at St. Bonaventure	W 90-80
11/17/21	at Arkansas	L 93-80
11/14/21	Dubuque	W 95-58
2/27/21	Illinois State	W 94-87 (2OT)
12/28/20	Missouri State	W 85-75
12/4/20	St. Ambrose	W 98-53
11/25/20	Western Kentucky	L 90-87
2/27/20	Evansville	W 84-64
2/8/20	Drake	W 83-73
2/1/20	at Evansville	W 80-68
1/29/20	Missouri State	W 95-66
1/20/20	at Bradley	W 86-71
1/15/20	Valparaiso	W 88-78
1/11/20	at Missouri St	W 88-57
12/22/19	Marshall	W 88-80
12/12/19	at Grand Canyon	W 82-58
12/2/19	Luther College	W 110-51
11/20/19	Cornell College	W 88-66
11/19/19	UT Martin	W 87-67
1/26/19	Evansville	W 81-74
11/17/18	Eastern Kentucky	W 90-85
11/7/18	Bemidji State	W 97-51
1/24/18	Illinois State	W 83-72
1/13/18	Valparaiso	W 81-76
12/10/17	Dubuque	W 80-47
11/18/17	Chicago State	W 82-44
12/7/16	South Dakota State	W 86-58
11/17/16	vs. Arizona State	W 82-63
3/20/16	vs. Texas A&M	L 92-88 (2OT)
2/10/16	Missouri State	W 83-69
2/6/16	at Drake	W 82-66
12/30/15	Bradley	W 80-44
12/19/15	vs. Iowa State	W 81-79
11/30/15	North Texas	W 93-70
11/28/15	at North Dakota	W 97-51
11/25/15	Dubuque	W 83-63
2/11/15	Illinois State	W 83-64
12/13/14	at VCU	L 93-87 (2OT)
2/12/14	Loyola	W 80-58
2/1/14	Indiana State	L 87-81
1/29/14	Evansville	W 95-81
1/25/14	at Loyola	L 93-87 (OT)
1/14/14	Missouri State	W 94-89
1/8/14	at Evansville	W 80-53
1/1/14	Bradley	W 80-46
12/28/13	Iona	W 90-78
12/7/13	vs. Iowa State	L 91-82 (OT)
11/22/13	vs. Loyola Marymount	W 90-81
11/11/13	Coe	W 86-52
3/26/13	Bradley	W 90-77
3/2/13	Illinois State	W 80-72
1/20/13	Drake	W 85-55
1/12/13	Bradley	W 84-53
12/23/12	Saint Mary's	W 82-75
12/8/12	at George Mason	W 82-77 (OT)
11/14/12	Toledo	W 84-81 (OT)
11/10/12	Wartburg	W 103-50
1/7/12	at Drake	W 83-68
12/19/11	Loras	W 84-48
12/6/11	Iowa	W 80-60
12/3/11	Colorado State	W 83-77
3/15/11	Rider	W 84-50
2/15/11	at Bradley	W 80-70

1/9/11	Bradley	W 83-77
11/16/10	Coe	W 84-45
1/3/10	Missouri State	W 84-76
12/12/09	Siena	W 82-65
11/23/09	vs. Boston College	W 81-69
2/11/09	Southern Illinois	W 81-55
1/17/09	at Drake	W 81-59
12/28/08	Indiana State	L 85-84 (2OT)
11/25/08	Chicago State	W 81-70
12/15/07	Wartburg	W 99-48
12/20/06	Wartburg	W 83-61
12/09/06	UMKC	W 85-53
11/13/06	vs. Pepperdine	W 83-58

WINNING IN McLEOD

UNI will be playing in its 16th season in the McLeod Center, and the Panthers have made winning a priority in their home venue.

UNI has posted an all-time record of **182-53 (.774)** in games played in the McLeod Center.

UNI secured a school-record 16 home wins in the 2012-13 season.

UNI has posted four perfect home seasons since moving to NCAA Division I. UNI was a perfect 14-0 in both the 1983-84 and 2009-10 seasons. UNI notched a 15-0 mark at home in 2014-15 and finished 16-0 in 2019-20.

UNI set its home-court win streak of 21 consecutive victories between the 2008-09 and 2010-11 seasons.

UNI has never had a losing record at home since moving to the McLeod Center.

Record in McLeod Center

Year	Record
2006-07	9-4
2007-08	11-6
2008-09	11-4
2009-10	14-0
2010-11	13-5
2011-12	13-3
2012-13	16-4
2013-14	11-2
2014-15	15-0
2015-16	11-3
2016-17	9-4
2017-18	12-4
2018-19	9-5
2019-20	16-0
2020-21	6-5
2021-22	6-4



GAME TYPE

Conference.....	7-3
Non-Conference.....	4-6
Exhibitions.....	0-0
Home.....	6-4
Away.....	5-3
Neutral.....	0-2
Overtime Games.....	1-2
MVC Home Games.....	4-1
MVC Road Games.....	3-2
MVC Tournament.....	0-0
vs. Ranked Opponents.....	1-1

BY CONFERENCE

vs. Missouri Valley.....	7-3
vs. Southland.....	0-1
vs. America East.....	0-1
vs. American Rivers (Division III).....	1-0
vs. SEC.....	0-1
vs. Atlantic-10.....	1-1
vs. SWAC.....	1-0
vs. Conference-USA.....	1-0
vs. Atlantic Sun.....	0-1
vs. Mountain West.....	0-1

SCORE AT HALFTIME

Leading At Half.....	7-2
Trailing At Half.....	4-7
Tied At Half.....	0-0

WITH 5 MINUTES LEFT

Leading With 5 Min. Left.....	8-2
Trailing With 5 Min. Left.....	2-6
Tied With 5 Min. Left.....	1-1

REBOUNDING

UNI outrebounds opponent.....	11-2
UNI outrebounded by opponent.....	0-6
Team rebounds even.....	0-1

FIELD GOAL SHOOTING

UNI shoots 50% or better.....	6-0
UNI shoots under 50%.....	5-9
Opponent 50% or better.....	2-3
Opponent shoots under 50%.....	9-6

FREE THROW SHOOTING

UNI makes more FTs.....	8-6
Opponent makes more FTs.....	3-3
Even FTs.....	0-0

TURNOVERS

UNI has more TOs.....	3-4
Opponent has more TOs.....	8-3
Even TOs.....	1-1

OPENING TIP

UNI wins opening tip.....	5-5
Opponent wins opening tip.....	6-4

POINTS SCORED

UNI scores 60 points or less.....	0-3
Opponent scores 60 points or less.....	4-1
UNI scores 61-69 points.....	4-2
Opponent scores 61-69 points.....	3-1
UNI scores 70-79 points.....	2-2
Opponent scores 70-79 points.....	1-2
UNI scores 80-89 points.....	1-2
Opponent scores 80-89 points.....	4-2
UNI scores 90+ points.....	3-0
Opponent scores 90+ points.....	0-1

DAY

On Monday.....	0-0
On Tuesday.....	2-1
On Wednesday.....	2-4
On Thursday.....	0-2
On Friday.....	0-0
On Saturday.....	5-1
On Sunday.....	2-1

MONTH

In November.....	2-3
In December.....	2-4
In January.....	7-2
In February.....	0-0
In March.....	0-0

MARGIN

One possession games (3 pts or less).....	2-4
Game decided by 5 pts or less.....	3-5
Game decided by 6-10 pts.....	3-2
Game decided by 11-20 pts.....	2-2
Game decided by 21+ pts.....	3-0



HEAD COACH BEN JACOBSON

Alma Mater: North Dakota, '94
 Career Record: **312-198** (16th Year)
 Record at UNI: Same

ASSISTANT COACHES

P.J. Hogan: 17th Season (Morningside, '99)
 Erik Crawford: 11th Season (UNI, '06)
 Seth Tuttle: 1st Season (UNI, '15)

SUPPORT STAFF

Ike Hermer: ...Director of Basketball Operations
 Haley Langstraat: ...Asst. Dir. of Basketball Operations
 Don Bishop: ...Director of Athletic Training Services
 Marc Sonnen: Graduate Manager
 Joel Wauters: Athletic Communications Contact

TEAM HISTORY

First Year of Basketball: 1900-01
 All-Time Record: **1,364-1,183** (120th year)
 Division I Record: **669-598**
 NCAA Tournament Appearances: 8
 NIT Tournament Appearances 1
 At-Large NCAA Tournament Bids: 1
 Last Postseason Appearance: ... 2016 (NCAA/2nd Rd)

VENUE INFORMATION

Name: McLeod Center
 Arena Opened: 2006
 Capacity: 6,650
 Largest Crowd: 7,018 (11/21/15)

UNIVERSITY INFORMATION

Location: Cedar Falls, Iowa
 Founded: 1876
 Enrollment: 9,522
 Colors: Purple & Old Gold
 Nickname: Panthers
 Mascot: TC
 Fight Song: "UNI Fight"
 Affiliation: NCAA Division I
 Conference: Missouri Valley
 President: Dr. Mark Nook
 Athletic Director: David Harris
 SWA: Christina Roybal

JAKE'S WINS

UNI head coach Ben Jacobson ranks **No. 4** in the Missouri Valley Conference history in victories with **312**.

Jacobson also ranks **No. 3** in league history in MVC games with **167** wins.

Henry Iba tops both lists with 486 total wins and 187 league wins.

MVC COACHING VICTORIES

1.	Henry P. Iba (Oklahoma State)	486
2.	Eddie Hickey (Creighton/Saint Louis)	337
3.	Dana Altman (Creighton)	327
4.	Ben Jacobson (UNI)	312
5.	Barry Hinson (Missouri State/SIU)	285
6.	Gregg Marshall (Wichita State)	261
7.	Rich Herrin (Southern Illinois)	225
8.	Ralph Miller (Wichita State)	220
9.	Porter Moser (Illinois State/Loyola)	217
10.	Maury John (Drake)	211

MVC COACHING WINS (MVC Games Only)

1.	Henry P. Iba (Oklahoma State)	187
2.	Dana Altman (Creighton)	182
3.	Ben Jacobson (UNI)	167
4.	Eddie Hickey (Creighton/Saint Louis)	163
5.	Barry Hinson (Missouri State/SIU)	155
6.	Gregg Marshall (Wichita State)	134
7.	Dr. F.C. Allen (Kansas)	126
8.	Rich Herrin (Southern Illinois)	111
9.	Jim Molinari (Bradley)	110
10.	Porter Moser (Illinois State/Loyola)	105

JAKE'S TOURNAMENT TITLES

UNI head coach Ben Jacobson ranks second in MVC history with four tournament titles. Jacobson is 4-1 in MVC title games.

Dana Altman (Creighton) holds the league record with six MVC Tournament crowns. Altman was 6-0 in MVC title games.

MVC Tourney Coaches, By Titles

1.	Dana Altman, CU	6
2.	Ben Jacobson, UNI	4
3.	Greg McDermott, UNI/CU	3
	Rich Herrin, SIU	3
5.	Kevin Stallings, ILS	2
	Tom Apke, CU	2
	Tony Barone, CU	2
	Nolan Richardson, TU	2
	Gregg Marshall, WSU	2

UNI IN THE NCAA TOURNEY

UNI made its eighth appearance in the NCAA Tournament in 2016. The Panthers are 5-8 all-time in the NCAA Tournament.

UNI's All-Time NCAA Tourney Results

1990 - W, 74-71 vs. #3 Missouri
 1990 - L, 84-81 vs. #6 Minnesota
 2004 - L, 65-60 vs. #3 Georgia Tech
 2005 - L, 57-52 vs. #6 Wisconsin
 2006 - L, 54-49 vs. #7 Georgetown
 2009 - L, 61-56 vs. #5 Purdue
 2010 - W, 69-66 vs. #8 UNLV
 2010 - W, 69-67 vs. #1 Kansas
 2010 - L, 59-52 vs. #5 Michigan State
 2015 - W, 71-54 vs. #12 Wyoming
 2015 - L, 66-53 vs. #4 Louisville
 2016 - W, 75-72 vs. #6 Texas
 2016 - L, 92-88 (2OT) vs. #3 Texas A&M

THE STREAK ENDS

UNI made at least one three-pointer in **665 straight games** in between Feb. 3, 2000, versus Southern Illinois (0-of-4) and Jan. 2, 2021, at Evansville (0-of-11). At the time that it was snapped, the streak was the longest-active stretch among all 20 total Missouri Valley Conference basketball programs (men's and women's).



2021-22 PREVIEW

MVC PRESEASON POLL

1. Drake (29)	411
2. Loyola (8)	363
3. UNI (6)	354
4. Missouri State	325
5. Southern Illinois	228
6. Bradley	171
7. Valparaiso	151
8. Evansville	148
9. Indiana State	147
10. Illinois State	68

PRESEASON PLAYER OF THE YEAR

AJ Green, UNI

PRESEASON ALL-MVC FIRST TEAM

AJ Green, UNI

Tyreke Key, Indiana State
Isiah Mosley, Missouri State
Roman Penn, Drake
Gaige Prim, Missouri State

PRESEASON ALL-MVC SECOND TEAM

Marcus Domask, Southern Illinois
ShanQuan Hemphill, Drake
Ben Krikke, Valparaiso
Austin Phyfe, UNI
Lucas Williamson, Loyola

PRESEASON ALL-MVC THIRD TEAM

Shamar Givance, Evansville
Ja'Shon Henry, Bradley
Lance Jones, Southern Illinois
Rienk Mast, Bradley
Braden Norris, Loyola

About Last Season

- Despite the challenges of the COVID-19 pandemic and playing nearly an entire season without AJ Green and Antwan Kimmons, UNI ended up in a three-way tie for fifth place to place in the top half of the MVC standings for the 17th time in 18 seasons.
- UNI won four of its last five games including a 65-60 triumph over Illinois State in the opening round of Arch Madness before the quarterfinal contest with Drake was cancelled due to COVID-19 protocols.
- Austin Phyfe (NABC All-District Second Team, MVC Scholar-Athlete First Team, All-MVC Third Team), Bowen Born (MVC Freshman of the Year, All-Newcomer Team, All-Freshman Team), and Nate Heise (All-Freshman Team) received postseason award accolades.
- Trae Berhow led UNI with 13.0 points per game and also recorded the first triple-double in program history Jan. 2, 2021, at Evansville with 10 points, 10 rebounds, and 10 assists.



UNI'S MVC PLAYERS OF THE WEEK

• AJ Green - Dec. 20, 2021

Green scored 24 points at home in a win over Jackson State, as well as 29 points on the road in UNI's win at Marshall.
His 53 combined points moved him to No. 10 on UNI's all-time scoring list with 1,354 total points.
Green also moved into second in program history in made three-point career field goals with 205, passing Ben Jacobson, Johnny Moran and Marc Sonnen.

• AJ Green - Nov. 29, 2021

Green led the Panthers with 35 points, tying his career-high in UNI's win at No. 16 St. Bonaventure.
He shot 11-of-18 from the floor and 9-of-15 from beyond the three-point arc. Green's nine three-pointers tied UNI's single game record for three-point field goals with fellow Panther Noah Carter.
Green also moved into 14th on UNI's all-time career scoring list with 1,265 points.

• Trae Berhow - Nov. 22, 2021

Berhow led UNI in scoring with 23 points against No. 16 Arkansas.
He went 7-of-13 from the floor and 7-of-11 on three-point attempts. He was perfect in free throws (2-of-2) and notched six rebounds and two steals.
His success from beyond the arc moved him up on UNI's all-time list for career three-point field goals made. He passed Nick Nurse, the current head coach of the Toronto Raptors, into seventh on the list with 172 career shots.

A CHALLENGING SCHEDULE (PT. I)

UNI's 2021-22 nonconference slate includes matchups versus four 2021 postseason qualifiers in Arkansas (NCAA Elite Eight), St. Bonaventure (NCAA First Round), Richmond (NIT Quarterfinals), and Liberty (NCAA First Round).

A CHALLENGING SCHEDULE (PT. II)

Several nonconference foes were ranked or receiving votes in the preseason editions of the Associated Press Poll and Ferris Mowers Coaches Poll in Arkansas (No. 16 / No. 15), St. Bonaventure (No. 23 / No. 24), and Richmond (RV / RV).

MELE KALIKIMAKA

The Panthers will spend Christmas week in Honolulu while competing in the Hawaiian Airlines Diamond Head Classic. UNI last played in this tournament in 2015 and went 1-2 with a win over Washington State.

GREEN LIGHT

AJ Green returns to action after missing nearly all of the 2020-21 season due to injury. Green is the two-time reigning MVC Preseason Player of the Year and also the 2020 Larry Bird MVC Player of the Year.

GIVE ME THE PHYFE

Austin Phyfe joined AJ Green on the Preseason All-MVC squads with Second Team recognition. Phyfe is a two-time Postseason All-MVC pick (2021 Third Team, 2020 First Team).

BORN THIS WAY

The Panthers also have 2021 MVC Freshman of the Year Bowen Born. He was on the All-Newcomer Team and shared room with Nate Heise on the All-Freshman Team in 2021.

THE GANG'S (ALMOST) ALL HERE

UNI returns all but one letterwinner from last year's team featuring 14 Panthers back with the program in Tytan Anderson, Trae Berhow, James Betz, Bowen Born, Noah Carter, Drew Daniel, AJ Green, Nate Heise, Cole Henry, Antwan Kimmons, Derek Krogmann, Austin Phyfe and Tywhon Pickford with newcomers Chase Courbat, Michael Duax and Landon Wolf are expected to redshirt for 2021-22.



Points

##	Player	G	Pts	Pts/G
4	Green, AJ	19	353	18.6
35	Carter, Noah	20	280	14.0
0	Heise, Nate	20	202	10.1
11	Berhow, Trae	18	163	9.1
50	Phyfe, Austin	18	115	6.4
13	Born, Bowen	18	101	5.6
3	Pickford, Tywhon	20	97	4.9
22	Kimmons, Antwan	19	67	3.5
1	Henry, Cole	15	47	3.1
32	Anderson, Tytan	18	40	2.2
33	Daniel, Drew	4	13	3.3
34	Betz, James	5	11	2.2
23	Krogmann, Derek	3	2	0.7

Scoring Average

##	Player	G	Pts	Pts/G
4	Green, AJ	19	353	18.6
35	Carter, Noah	20	280	14.0
0	Heise, Nate	20	202	10.1
11	Berhow, Trae	18	163	9.1
50	Phyfe, Austin	18	115	6.4
13	Born, Bowen	18	101	5.6
3	Pickford, Tywhon	20	97	4.9
22	Kimmons, Antwan	19	67	3.5
33	Daniel, Drew	4	13	3.3
1	Henry, Cole	15	47	3.1
32	Anderson, Tytan	18	40	2.2
34	Betz, James	5	11	2.2
23	Krogmann, Derek	3	2	0.7

Field Goal Percentage

##	Player	FG	Att	Pct
23	Krogmann, Derek	1	1	1.000
33	Daniel, Drew	5	8	.625
50	Phyfe, Austin	43	79	.544
0	Heise, Nate	67	130	.515
32	Anderson, Tytan	17	33	.515
1	Henry, Cole	21	41	.512
35	Carter, Noah	99	196	.505
34	Betz, James	4	8	.500
3	Pickford, Tywhon	36	77	.468
22	Kimmons, Antwan	25	55	.455
13	Born, Bowen	35	83	.422
11	Berhow, Trae	57	139	.410
4	Green, AJ	104	261	.398

Field Goal Attempts

##	Player	G	Att	Att/G
4	Green, AJ	19	261	13.7
35	Carter, Noah	20	196	9.8
11	Berhow, Trae	18	139	7.7
0	Heise, Nate	20	130	6.5
13	Born, Bowen	18	83	4.6

Field Goals Made

##	Player	G	Made	Made/G
4	Green, AJ	19	104	5.5
35	Carter, Noah	20	99	5.0
0	Heise, Nate	20	67	3.4
11	Berhow, Trae	18	57	3.2
50	Phyfe, Austin	18	43	2.4



3-Point FG Percentage

##	Player	3FG	Att	Pct
33	Daniel, Drew	3	6	.500
0	Heise, Nate	21	51	.412
4	Green, AJ	60	156	.385
22	Kimmons, Antwan	5	13	.385
11	Berhow, Trae	34	93	.366
35	Carter, Noah	27	80	.338
50	Phyfe, Austin	4	12	.333
13	Born, Bowen	13	46	.283
3	Pickford, Tywhon	6	24	.250
34	Betz, James	1	5	.200

Free Throw Percentage

##	Player	Made	Att	Pct
34	Betz, James	2	2	1.000
4	Green, AJ	85	96	.885
13	Born, Bowen	18	21	.857
3	Pickford, Tywhon	19	23	.826
35	Carter, Noah	55	67	.821
0	Heise, Nate	47	62	.758
22	Kimmons, Antwan	12	17	.706
11	Berhow, Trae	15	22	.682
50	Phyfe, Austin	25	40	.625
1	Henry, Cole	5	11	.455
32	Anderson, Tytan	6	14	.429

Rebounds

##	Player	G	Reb	Reb/G
0	Heise, Nate	20	102	5.1
11	Berhow, Trae	18	91	5.1
4	Green, AJ	19	70	3.7
3	Pickford, Tywhon	20	69	3.5
35	Carter, Noah	20	68	3.4

Rebounds Average

##	Player	G	Reb	Reb/G
0	Heise, Nate	20	102	5.1
11	Berhow, Trae	18	91	5.1
4	Green, AJ	19	70	3.7
3	Pickford, Tywhon	20	69	3.5
35	Carter, Noah	20	68	3.4

3-Point FG Attempts

##	Player	G	Att	Att/G
4	Green, AJ	19	156	8.2
11	Berhow, Trae	18	93	5.2
35	Carter, Noah	20	80	4.0
0	Heise, Nate	20	51	2.6
13	Born, Bowen	18	46	2.6

3-Point FG Made

##	Player	G	Made	Made/G
4	Green, AJ	19	60	3.2
11	Berhow, Trae	18	34	1.9
35	Carter, Noah	20	27	1.4
0	Heise, Nate	20	21	1.1
13	Born, Bowen	18	13	0.7

Free Throw Attempts

##	Player	G	Att	Att/G
4	Green, AJ	19	96	5.1
35	Carter, Noah	20	67	3.4
0	Heise, Nate	20	62	3.1
50	Phyfe, Austin	18	40	2.2
3	Pickford, Tywhon	20	23	1.2

Free Throws Made

##	Player	G	Made	Made/G
4	Green, AJ	19	85	4.5
35	Carter, Noah	20	55	2.8
0	Heise, Nate	20	47	2.4
50	Phyfe, Austin	18	25	1.4
3	Pickford, Tywhon	20	19	1.0

Assists

##	Player	G	Ast	Ast/G
4	Green, AJ	19	39	2.1
13	Born, Bowen	18	35	1.9
0	Heise, Nate	20	29	1.5
3	Pickford, Tywhon	20	27	1.4
35	Carter, Noah	20	26	1.3

Steals

##	Player	G	Stl	Stl/G
0	Heise, Nate	20	22	1.1
11	Berhow, Trae	18	17	0.9
13	Born, Bowen	18	16	0.9
4	Green, AJ	19	11	0.6
22	Kimmons, Antwan	19	10	0.5



Offensive Rebounds

##	Player	G	OReb	OReb/G
3	Pickford, Tywhon	20	21	1.1
32	Anderson, Tytan	18	15	0.8
1	Henry, Cole	15	14	0.9
11	Berhow, Trae	18	13	0.7
50	Phyfe, Austin	18	12	0.7

Blocked Shots

##	Player	G	Blk	Blk/G
50	Phyfe, Austin	18	8	0.4
35	Carter, Noah	20	7	0.4
0	Heise, Nate	20	6	0.3
1	Henry, Cole	15	2	0.1
32	Anderson, Tytan	18	1	0.1

Defensive Rebounds

##	Player	G	DReb	DReb/G
0	Heise, Nate	20	94	4.7
11	Berhow, Trae	18	78	4.3
4	Green, AJ	19	66	3.5
35	Carter, Noah	20	58	2.9
3	Pickford, Tywhon	20	48	2.4

Minutes

##	Player	G	Min	Min/G
4	Green, AJ	19	674	35:30
0	Heise, Nate	20	623	31:08
11	Berhow, Trae	18	608	33:48
35	Carter, Noah	20	470	23:30
3	Pickford, Tywhon	20	413	20:40

Fouls

##	Player	G	PF	PF/G
0	Heise, Nate	20	40	2.0
35	Carter, Noah	20	37	1.9
11	Berhow, Trae	18	37	2.1
4	Green, AJ	19	32	1.7
13	Born, Bowen	18	30	1.7

Turnovers

##	Player	G	TO	TO/G
4	Green, AJ	19	38	2.0
50	Phyfe, Austin	18	34	1.9
11	Berhow, Trae	18	25	1.4
35	Carter, Noah	20	22	1.1
0	Heise, Nate	20	20	1.0

Foul Outs

##	Player	G	FO
11	Berhow, Trae	18	2
4	Green, AJ	19	1
0	Heise, Nate	20	1



UNI - Game Highs

POINTS	95		Dubuque (11/14/2021)
	92		Valparaiso (01/05/2022)
	90		at St. Bonaventure (11/27/2021)
	85		at Missouri St. (01/08/2022)
	83		Evansville (01/02/2022)
FIELD GOALS MADE	38		Dubuque (11/14/2021)
	37		Valparaiso (01/05/2022)
FIELD GOAL ATTEMPTS	67		at Arkansas (11/17/2021)
	62		at Valparaiso (01/19/2022)
	62		Valparaiso (01/05/2022)
	62		at Marshall (12/18/2021)
	62		at St. Bonaventure (11/27/2021)
	62		Dubuque (11/14/2021)
FIELD GOAL PERCENTAGE	.613	(38-62)	Dubuque (11/14/2021)
	.597	(37-62)	Valparaiso (01/05/2022)
3 PT FG MADE	17		at Arkansas (11/17/2021)
	15		at St. Bonaventure (11/27/2021)
3 PT FG ATTEMPTS	37		at Arkansas (11/17/2021)
	32		at Valparaiso (01/19/2022)
3 PT FG PERCENTAGE	.500	(11-22)	Evansville (01/02/2022)
	.500	(6-12)	at Evansville (01/26/2022)
FREE THROWS MADE	25		Nicholls St. (11/09/2021)
	23		Indiana St. (01/11/2022)
FREE THROW ATTEMPTS	38		Nicholls St. (11/09/2021)
	28		Drake (01/22/2022)
FREE THROW PERCENTAGE	.929	(13-14)	at Marshall (12/18/2021)
	.920	(23-25)	Indiana St. (01/11/2022)
REBOUNDS	41		at Marshall (12/18/2021)
	41		at St. Bonaventure (11/27/2021)
ASSISTS	26		Dubuque (11/14/2021)
	18		Valparaiso (01/05/2022)
STEALS	10		at Marshall (12/18/2021)
	7		Illinois St. (01/29/2022)
	7		at Valparaiso (01/19/2022)
	7		Valparaiso (01/05/2022)
	7		vs Wyoming (N) (12/23/2021)
BLOCKED SHOTS	3		vs Liberty (N) (12/22/2021)
	2		Drake (01/22/2022)
	2		at Valparaiso (01/19/2022)
	2		Indiana St. (01/11/2022)
	2		Valparaiso (01/05/2022)
	2		at Arkansas (11/17/2021)
	2		Dubuque (11/14/2021)
TURNOVERS	17		vs Wyoming (N) (12/23/2021)
	17		Vermont (11/11/2021)
FOULS	24		Drake (01/22/2022)
	21		vs Wyoming (N) (12/23/2021)



UNI MEN'S BASKETBALL

UNI - Individual Game Highs

POINTS	35		AJ Green at St. Bonaventure (11/27/2021)
	33		Noah Carter at Valparaiso (01/19/2022)
	33		AJ Green at Missouri St. (01/08/2022)
	30		AJ Green at Bradley (12/01/2021)
	29		AJ Green at Marshall (12/18/2021)
FIELD GOALS MADE	11		Noah Carter at Valparaiso (01/19/2022)
	11		AJ Green at Bradley (12/01/2021)
	11		AJ Green at St. Bonaventure (11/27/2021)
FIELD GOAL ATTEMPTS	25		AJ Green at Marshall (12/18/2021)
	21		AJ Green at Arkansas (11/17/2021)
FIELD GOAL PERCENTAGE (min 5 made)	.857	(6-7)	Tytan Anderson vs Valparaiso (01/05/2022)
	.750	(6-8)	Nate Heise vs Wyoming (N) (12/23/2021)
	.750	(6-8)	Cole Henry at Marshall (12/18/2021)
	.750	(6-8)	Austin Phyfe at St. Bonaventure (11/27/2021)
	.750	(6-8)	Tywhon Pickford vs Dubuque (11/14/2021)
3 PT FG MADE	9		AJ Green at St. Bonaventure (11/27/2021)
	7		Trae Berhow at Arkansas (11/17/2021)
3 PT FG ATTEMPTS	15		AJ Green at St. Bonaventure (11/27/2021)
	13		AJ Green at Arkansas (11/17/2021)
3 PT FG PERCENTAGE (min 2 made)	1.000	(2-2)	Nate Heise at Bradley (12/01/2021)
	.667	(4-6)	AJ Green at Evansville (01/26/2022)
	.667	(4-6)	Noah Carter vs Indiana St. (01/11/2022)
	.667	(4-6)	Noah Carter vs Dubuque (11/14/2021)
	.667	(2-3)	Nate Heise vs Evansville (01/02/2022)
	.667	(2-3)	Austin Phyfe at St. Bonaventure (11/27/2021)
	.667	(2-3)	Noah Carter at Arkansas (11/17/2021)
	.667	(2-3)	Trae Berhow vs Dubuque (11/14/2021)
FREE THROWS MADE	13		AJ Green at Missouri St. (01/08/2022)
	11		AJ Green at Southern Ill. (01/15/2022)
FREE THROW ATTEMPTS	14		AJ Green at Missouri St. (01/08/2022)
	14		Austin Phyfe vs Nicholls St. (11/09/2021)
FREE THROW PERCENTAGE (min 3 made)	1.000	(7-7)	Noah Carter vs Illinois St. (01/29/2022)
	1.000	(7-7)	AJ Green vs Jackson St. (12/14/2021)
	1.000	(6-6)	AJ Green vs Illinois St. (01/29/2022)
	1.000	(6-6)	AJ Green vs Indiana St. (01/11/2022)
	1.000	(6-6)	AJ Green at Marshall (12/18/2021)
	1.000	(5-5)	Nate Heise vs Jackson St. (12/14/2021)
	1.000	(4-4)	Trae Berhow at Evansville (01/26/2022)
	1.000	(4-4)	Bowen Born at Missouri St. (01/08/2022)
	1.000	(4-4)	Noah Carter at Bradley (12/01/2021)
	1.000	(4-4)	Bowen Born at St. Bonaventure (11/27/2021)
	1.000	(3-3)	AJ Green at Bradley (12/01/2021)
	1.000	(3-3)	Noah Carter vs Dubuque (11/14/2021)
	1.000	(3-3)	Austin Phyfe vs Vermont (11/11/2021)
	1.000	(3-3)	Austin Phyfe vs Vermont (11/11/2021)
REBOUNDS	11		Nate Heise vs Jackson St. (12/14/2021)
	10		Noah Carter at Valparaiso (01/19/2022)
ASSISTS	5		Noah Carter at Valparaiso (01/19/2022)
	5		Bowen Born vs Indiana St. (01/11/2022)
	5		AJ Green vs Evansville (01/02/2022)
	5		Antwan Kimmons vs Dubuque (11/14/2021)
	5		Austin Phyfe vs Dubuque (11/14/2021)
STEALS	4		Trae Berhow at Marshall (12/18/2021)
	3		Bowen Born at Valparaiso (01/19/2022)
	3		Nate Heise vs Wyoming (N) (12/23/2021)



UNI - Individual Game Highs

BLOCKED SHOTS	2	Austin Phyfe vs Indiana St. (01/11/2022)
	2	Noah Carter vs Liberty (N) (12/22/2021)
TURNOVERS	6	Austin Phyfe vs Wyoming (N) (12/23/2021)
	5	Antwan Kimmons vs Vermont (11/11/2021)
FOULS	5	Trae Berhow vs Drake (01/22/2022)
	5	AJ Green vs Wyoming (N) (12/23/2021)
	5	Nate Heise vs Wyoming (N) (12/23/2021)
	5	Trae Berhow at Arkansas (11/17/2021)



UNI MEN'S BASKETBALL

UNI - Game Lows

POINTS	52	Richmond (12/05/2021)
	57	Vermont (11/11/2021)
	58	Nicholls St. (11/09/2021)
	64	at Evansville (01/26/2022)
	66	Jackson St. (12/14/2021)
FIELD GOALS MADE	15	Nicholls St. (11/09/2021)
	19	Vermont (11/11/2021)
FIELD GOAL ATTEMPTS	43	at Evansville (01/26/2022)
	43	Jackson St. (12/14/2021)
FIELD GOAL PERCENTAGE	.300 (15-50)	Nicholls St. (11/09/2021)
	.358 (19-53)	Vermont (11/11/2021)
3 PT FG MADE	3	Richmond (12/05/2021)
	3	Nicholls St. (11/09/2021)
3 PT FG ATTEMPTS	12	at Evansville (01/26/2022)
	20	at Missouri St. (01/08/2022)
3 PT FG PERCENTAGE	.130 (3-23)	Nicholls St. (11/09/2021)
	.136 (3-22)	Richmond (12/05/2021)
FREE THROWS MADE	5	Richmond (12/05/2021)
	5	Dubuque (11/14/2021)
FREE THROW ATTEMPTS	7	Dubuque (11/14/2021)
	8	Valparaiso (01/05/2022)
FREE THROW PERCENTAGE	.556 (5-9)	Richmond (12/05/2021)
	.640 (16-25)	vs Wyoming (N) (12/23/2021)
REBOUNDS	26	at Valparaiso (01/19/2022)
	28	Nicholls St. (11/09/2021)
ASSISTS	6	Vermont (11/11/2021)
	6	Nicholls St. (11/09/2021)
STEALS	2	at Missouri St. (01/08/2022)
	3	Drake (01/22/2022)
	3	at Arkansas (11/17/2021)
BLOCKED SHOTS	0	vs Wyoming (N) (12/23/2021)
	0	Jackson St. (12/14/2021)
	0	at St. Bonaventure (11/27/2021)
	0	Vermont (11/11/2021)
TURNOVERS	4	at Missouri St. (01/08/2022)
	8	at Southern Ill. (01/15/2022)
	8	Nicholls St. (11/09/2021)
FOULS	5	Jackson St. (12/14/2021)
	10	Richmond (12/05/2021)
	10	at St. Bonaventure (11/27/2021)



Opponent - Game Highs

POINTS	93		at Arkansas (11/17/2021)
	84		at Missouri St. (01/08/2022)
	83		at Valparaiso (01/19/2022)
	82		Drake (01/22/2022)
	80		at St. Bonaventure (11/27/2021)
FIELD GOALS MADE	35		at Arkansas (11/17/2021)
	30		at Valparaiso (01/19/2022)
	30		at Missouri St. (01/08/2022)
FIELD GOAL ATTEMPTS	69		at Arkansas (11/17/2021)
	64		Indiana St. (01/11/2022)
	64		at St. Bonaventure (11/27/2021)
FIELD GOAL PERCENTAGE	.538	(28-52)	vs Liberty (N) (12/22/2021)
	.517	(30-58)	at Missouri St. (01/08/2022)
3 PT FG MADE	15		vs Liberty (N) (12/22/2021)
	13		vs Wyoming (N) (12/23/2021)
3 PT FG ATTEMPTS	41		vs Wyoming (N) (12/23/2021)
	38		Indiana St. (01/11/2022)
3 PT FG PERCENTAGE	.484	(15-31)	vs Liberty (N) (12/22/2021)
	.444	(12-27)	at Missouri St. (01/08/2022)
FREE THROWS MADE	22		Drake (01/22/2022)
	18		Illinois St. (01/29/2022)
FREE THROW ATTEMPTS	31		Drake (01/22/2022)
	21		Valparaiso (01/05/2022)
FREE THROW PERCENTAGE	1.000	(6-6)	Vermont (11/11/2021)
	.900	(18-20)	Illinois St. (01/29/2022)
REBOUNDS	42		Drake (01/22/2022)
	39		at Arkansas (11/17/2021)
ASSISTS	21		at Arkansas (11/17/2021)
	17		at St. Bonaventure (11/27/2021)
STEALS	13		Indiana St. (01/11/2022)
	11		at Evansville (01/26/2022)
	11		Vermont (11/11/2021)
BLOCKED SHOTS	6		Drake (01/22/2022)
	6		at Arkansas (11/17/2021)
TURNOVERS	18		Indiana St. (01/11/2022)
	18		Valparaiso (01/05/2022)
FOULS	25		Nicholls St. (11/09/2021)
	24		Drake (01/22/2022)



UNI MEN'S BASKETBALL

Opponent - Individual Game Highs

POINTS	43		Isiah Mosley at Missouri St. (01/08/2022)
	26		Tyler Burton vs Richmond (12/05/2021)
	26		Chris Lykes at Arkansas (11/17/2021)
	23		Marcus Domask at Southern Ill. (01/15/2022)
	22		Kevion Taylor at Valparaiso (01/19/2022)
	22		Darius McGhee vs Liberty (N) (12/22/2021)
	22		Obinna Anochili-Killen at Marshall (12/18/2021)
FIELD GOALS MADE	16		Isiah Mosley at Missouri St. (01/08/2022)
	10		Tyler Burton vs Richmond (12/05/2021)
FIELD GOAL ATTEMPTS	24		Isiah Mosley at Missouri St. (01/08/2022)
	18		Darius McGhee vs Liberty (N) (12/22/2021)
	18		Terry Roberts at Bradley (12/01/2021)
FIELD GOAL PERCENTAGE (min 5 made)	1.000	(5-5)	Graham Ike vs Wyoming (N) (12/23/2021)
	.833	(5-6)	Jayveous McKinnis vs Jackson St. (12/14/2021)
3 PT FG MADE	6		Dominick Welch at St. Bonaventure (11/27/2021)
	5		Kevion Taylor at Valparaiso (01/19/2022)
	5		Isiah Mosley at Missouri St. (01/08/2022)
	5		Tyler Burton vs Richmond (12/05/2021)
3 PT FG ATTEMPTS	13		Dominick Welch at St. Bonaventure (11/27/2021)
	11		Lance Jones at Southern Ill. (01/15/2022)
	11		Micah Thomas vs Indiana St. (01/11/2022)
3 PT FG PERCENTAGE (min 2 made)	1.000	(3-3)	Dyllan Taylor vs Jackson St. (12/14/2021)
	.750	(3-4)	Blaise Beauchamp at Evansville (01/26/2022)
	.750	(3-4)	Kevion Taylor vs Valparaiso (01/05/2022)
	.750	(3-4)	Kyle Rode vs Liberty (N) (12/22/2021)
	.750	(3-4)	Obinna Anochili-Killen at Marshall (12/18/2021)
FREE THROWS MADE	10		Kyle Lofton at St. Bonaventure (11/27/2021)
	7		Liam McChesney vs Illinois St. (01/29/2022)
	7		Tremell Murphy vs Drake (01/22/2022)
FREE THROW ATTEMPTS	11		Kyle Lofton at St. Bonaventure (11/27/2021)
	10		Kobe King vs Valparaiso (01/05/2022)
FREE THROW PERCENTAGE (min 3 made)	1.000	(6-6)	Devante Carter vs Nicholls St. (11/09/2021)
	1.000	(5-5)	Mark Freeman vs Illinois St. (01/29/2022)
	1.000	(5-5)	Obinna Anochili-Killen at Marshall (12/18/2021)
	1.000	(5-5)	Taevion Kinsey at Marshall (12/18/2021)
	1.000	(4-4)	Kendall Lewis vs Illinois St. (01/29/2022)
	1.000	(4-4)	Garrett Sturtz vs Drake (01/22/2022)
	1.000	(4-4)	Trevor Anderson at Valparaiso (01/19/2022)
	1.000	(4-4)	Kevion Taylor vs Valparaiso (01/05/2022)
	1.000	(4-4)	Au'Diese Toney at Arkansas (11/17/2021)
	1.000	(4-4)	Ben Shungu vs Vermont (11/11/2021)
	1.000	(3-3)	Kevion Taylor at Valparaiso (01/19/2022)
	1.000	(3-3)	Micah Thomas vs Indiana St. (01/11/2022)
	1.000	(3-3)	Sheldon Edwards vs Valparaiso (01/05/2022)
	1.000	(3-3)	Shamar Givance vs Evansville (01/02/2022)
	1.000	(3-3)	Jaren Holmes at St. Bonaventure (11/27/2021)
REBOUNDS	14		Jayveous McKinnis vs Jackson St. (12/14/2021)
	13		Xavier Bledson vs Indiana St. (01/11/2022)
ASSISTS	9		JD Notae at Arkansas (11/17/2021)
	7		Kyle Lofton at St. Bonaventure (11/27/2021)
	7		Jaylin Williams at Arkansas (11/17/2021)
STEALS	4		Julian Larry vs Indiana St. (01/11/2022)
	4		Xavier Bledson vs Indiana St. (01/11/2022)
	4		Kyle Lofton at St. Bonaventure (11/27/2021)



Opponent - Individual Game Highs

BLOCKED SHOTS	4	Tremell Murphy vs Drake (01/22/2022)
	4	Jayveous McKinnis vs Jackson St. (12/14/2021)
TURNOVERS	9	Hunter Maldonado vs Wyoming (N) (12/23/2021)
	7	Xavier Bledson vs Indiana St. (01/11/2022)
FOULS	5	Thomas Kithier at Valparaiso (01/19/2022)
	5	Cameron Henry vs Indiana St. (01/11/2022)
	5	Xavier Bledson vs Indiana St. (01/11/2022)
	5	Donovan Clay at Missouri St. (01/08/2022)
	5	Lu'cye Patterson at Missouri St. (01/08/2022)
	5	Ryghe Lyons vs Nicholls St. (11/09/2021)



Opponent - Game Lows

POINTS	56 58 59 60 60	Jackson St. (12/14/2021) Dubuque (11/14/2021) at Evansville (01/26/2022) at Marshall (12/18/2021) Richmond (12/05/2021)
FIELD GOALS MADE	19 20 20	Illinois St. (01/29/2022) Valparaiso (01/05/2022) at Marshall (12/18/2021)
FIELD GOAL ATTEMPTS	46 47	Valparaiso (01/05/2022) at Southern Ill. (01/15/2022)
FIELD GOAL PERCENTAGE	.356 (21-59) .388 (19-49)	Dubuque (11/14/2021) Illinois St. (01/29/2022)
3 PT FG MADE	5 6	Nicholls St. (11/09/2021) Drake (01/22/2022)
3 PT FG ATTEMPTS	18 20	Nicholls St. (11/09/2021) Valparaiso (01/05/2022)
3 PT FG PERCENTAGE	.231 (6-26) .250 (9-36)	Drake (01/22/2022) Dubuque (11/14/2021)
FREE THROWS MADE	0 2	Jackson St. (12/14/2021) at Evansville (01/26/2022)
FREE THROW ATTEMPTS	2 5	Jackson St. (12/14/2021) Richmond (12/05/2021)
FREE THROW PERCENTAGE	.000 (0-2) .333 (2-6)	Jackson St. (12/14/2021) at Evansville (01/26/2022)
REBOUNDS	21 23	Valparaiso (01/05/2022) at Evansville (01/26/2022)
ASSISTS	8 9	Nicholls St. (11/09/2021) Drake (01/22/2022)
STEALS	1 3 3	at Missouri St. (01/08/2022) vs Liberty (N) (12/22/2021) Dubuque (11/14/2021)
BLOCKED SHOTS	0 0	Dubuque (11/14/2021) Nicholls St. (11/09/2021)
TURNOVERS	4 5	at Missouri St. (01/08/2022) at Arkansas (11/17/2021)
FOULS	9 9	Valparaiso (01/05/2022) Richmond (12/05/2021)



TEAM STATISTICAL RANKINGS (2021-22)

Statistic	National Rank	MVC Rank	Value
3-pt Field Goal Attempts	107	6	490
Assist Turnover Ratio	178	8	1.02
Assists Per Game	255	8	12.1
Blocked Shots Per Game	349	10	1.2
Defensive Rebounds per Game	82	3	26.85
Fewest Fouls	31	1	279
Fewest Turnovers	91	3	236
Field-Goal Percentage	74	3	46.3
Field-Goal Percentage Defense	256	8	44.2
Free Throw Attempts	118	3	375
Free Throws Made	72	3	289
Free-Throw Percentage	20	2	77.1
Offensive Rebounds Per Game	339	7	7.05
Personal Fouls Per Game	21	2	13.9
Rebound Margin	113	2	3
Scoring Defense	203	7	69.9
Scoring Margin	142	5	4.7
Scoring Offense	105	4	74.5
Steals Per Game	298	10	5.2
Three Pt FG Defense	246	7	34.5
Three-Point Field Goals/Game	69	4	8.7
Three-Point Field-Goal %	91	5	35.5
Total 3-point FGM	80	7	174
Total Assists	250	9	241
Total Blocks	349	10	24
Total Rebounds	230	8	678
Total Rebounds Per Game	262	6	33.9
Total Steals	293	10	105
Turnover Margin	198	6	-0.1
Turnovers Forced	279	7	11.7
Turnovers Per Game	79	7	11.8
Won-Lost Percentage	164	4	55

PLAYER STATISTICAL RANKINGS (2021-22)

Statistic	Player	National Rank	MVC Rank	Value
3-pt Field Goal Attempts	AJ Green	25	1	156
Assist Turnover Ratio				
Assists/Game				
Blocked Shots/Game				
Defensive Rebounds/Game	Nate Heise	246	8	4.7
Double-Doubles				
Field-Goal Percentage	AJ Green	303	11	39.8
Free Throw Attempts	AJ Green	93	3	96
Free Throws Made	AJ Green	45	1	85
	Noah Carter	275	9	55
Free Throw Percentage	AJ Green	27	2	88.5
	Noah Carter	117	5	82.1
Minute/Game	AJ Green	39	2	35:30
	Trae Berhow	123	4	33:48
Offensive Rebounds/Game				
Points/Game	AJ Green	39	2	18.6
	Noah Carter	314	10	14
Rebounds/Game				
Steals/Game				
Three-Point Field Goals/Game	AJ Green	23	1	3.1
	Trae Berhow	330	15	1.8
Three-Point Field-Goal %	AJ Green	70	4	38.5
Total Three-Point FGM	AJ Green	33	1	60
Total Assists				
Total Blocks				
Total Field Goal Attempts	AJ Green	96	4	261
Total Field Goal Made	AJ Green	231	7	104
	Noah Carter	295	12	99
Total Minutes	AJ Green	150	7	674:24
	Nate Heise	349	18	622:32
Total Points	AJ Green	81	3	353
	Noah Carter	273	8	280
Total Rebounds				
Total Steals				





Nine Panthers earned First Team All-MVC, eight earned Second Team All-MVC, and nine earned Third Team or Honorable Mention All-MVC so far in his tenure. Jacobson has also seen UNI honored with three Larry Bird MVC Player

The Panthers have had many make immediate impacts during Jacobson's tenure with 15 spots claimed on either the MVC All-Newcomer or MVC All-Freshmen teams dating back to the 2006-07 season. Freshman of the Year honorees have included Seth Tuttle (2012), AJ Green (2019), and Bowen Born (2021).

THE JACOBSON FILE

Coaching Experience

2006-present UNI, head coach
2005-06 UNI, associate head coach
2001-05 UNI, assistant coach
2000-01 . . North Dakota State Univ., assistant coach/
. recruiting coordinator
1996-2000 . . Univ. of North Dakota, assistant coach/
. recruiting coordinator
1994-96 . . Univ. of North Dakota, graduate assistant

Playing Experience

1989-93 Univ. of North Dakota
.....Four year letterwinner
.....Two-year team captain

Education

1994 . . . Univ. of North Dakota, bachelor's, physical education

Personal

Family Wife: Dawn
..... Children: Hunter and Tanner
Birthdate Dec. 16, 1970





Nate Heise
6-4, Fr., Guard
Lake City, Minnesota

#0

ACCOMPLISHMENTS

2020-21: MVC All-Freshman Team

SEASON STATS

				Total		3-Pointers		Free throws		Rebounds											
Opponent	Date	GS	MIN	FG-FGA	PCT	3FG-3FGA	PCT	FT-FTA	PCT	OFF	DEF	TOT	AVG	PF	A	TO	BLK	STL	PTS	AVG	
Nicholls St.	11/09/2021	*	29:56	1-4	.250	0-1	.000	2-4	.500	1	1	2	2.0	2	2	0	0	1	4	4.0	
Vermont	11/11/2021	*	28:16	1-5	.200	0-2	.000	2-3	.667	1	4	5	3.5	3	0	0	0	1	4	4.0	
Dubuque	11/14/2021	*	20:27	3-4	.750	0-0	.000	1-2	.500	0	0	0	2.3	2	0	0	0	1	7	5.0	
at Arkansas	11/17/2021	*	33:24	5-8	.625	2-4	.500	4-6	.667	0	6	6	3.3	1	3	0	1	1	16	7.8	
at St. Bonaventure	11/27/2021	*	29:34	6-9	.667	2-4	.500	1-2	.500	0	7	7	4.0	3	0	3	0	1	15	9.2	
at Bradley	12/01/2021	*	29:48	3-5	.600	2-2	1.000	0-0	.000	0	4	4	4.0	1	1	1	0	2	8	9.0	
Richmond	12/05/2021	*	28:01	4-7	.571	0-2	.000	0-0	.000	0	4	4	4.0	2	0	1	0	2	8	8.9	
Jackson St.	12/14/2021	*	34:09	3-6	.500	1-2	.500	5-5	1.000	1	10	11	4.9	1	3	2	0	2	12	9.3	
at Marshall	12/18/2021	*	28:39	3-4	.750	1-1	1.000	5-6	.833	0	4	4	4.8	1	2	0	1	1	12	9.6	
vs Liberty	12/22/2021	*	34:07	6-10	.600	2-6	.333	1-2	.500	0	5	5	4.8	2	3	1	1	2	15	10.1	
vs Wyoming	12/23/2021	*	36:13	6-8	.750	3-5	.600	4-5	.800	0	8	8	5.1	5	2	2	0	3	19	10.9	
Evansville	01/02/2022	*	27:47	3-6	.500	2-3	.667	2-2	1.000	0	3	3	4.9	2	1	0	1	1	10	10.8	
Valparaiso	01/05/2022	*	32:06	4-9	.444	2-4	.500	0-0	.000	1	4	5	4.9	1	4	0	0	1	10	10.8	
at Missouri St.	01/08/2022	*	31:20	2-4	.500	1-2	.500	2-2	1.000	0	5	5	4.9	3	1	0	0	0	7	10.5	
Indiana St.	01/11/2022	*	33:34	2-5	.400	0-1	.000	6-7	.857	0	6	6	5.0	1	1	1	0	0	10	10.5	
at Southern Ill.	01/15/2022	*	32:00	3-6	.500	1-2	.500	4-6	.667	1	6	7	5.1	3	0	0	0	0	11	10.5	
at Valparaiso	01/19/2022	*	34:40	3-10	.300	1-4	.250	2-2	1.000	1	5	6	5.2	2	1	3	1	0	9	10.4	
Drake	01/22/2022	*	37:32	2-6	.333	1-3	.333	3-4	.750	0	2	2	5.0	1	0	3	1	0	8	10.3	
at Evansville	01/26/2022	*	33:29	5-7	.714	0-1	.000	2-2	1.000	0	7	7	5.1	1	3	1	0	2	12	10.4	
Illinois St.	01/29/2022	*	27:29	2-7	.286	0-2	.000	1-2	.500	2	3	5	5.1	3	2	0	0	1	5	10.1	
Totals			20	622:32	67-130	.515	21-51	.412	47-62	.758	8	94	102	5.1	40	29	20	6	22	202	10.1

Player Averages

Games Played	Minutes/game	Points/game	FG Pct	3FG Pct	FT Pct	Rebounds/game	Assists/game	Turnovers/game	Assist/Turnover ratio	Steals/game	Blocks/game
20	31.1	10.1	51.5	41.2	75.8	5.1	1.5	1.0	1.5	1.1	0.3

CAREER STATS

SEASON	TEAM	GP-GS	MIN/AVG	Field Goals FG-FGA	FG%	3-Point 3FG-3FGA	3FG%	F-Throws FT-FTA	FT%	Rebounds OFF DEF TOT	AVG	PF-FO	A	TO	BLK	STL	PTS	AVG
2020-21	UNI	25-21	778/31.1	64-160	.400	25-82	.305	37-46	.804	11 79 90	3.6	43-1	33	38	16	30	190	7.6
2021-22	UNI	20-20	623/31.1	67-130	.515	21-51	.412	47-62	.758	8 94 102	5.1	40-1	29	20	6	22	202	10.1
TOTAL		45-41	1400/31.1	131-290	.452	46-133	.346	84-108	.778	19 173 192	4.3	83-2	62	58	22	52	392	8.7

CAREER HIGHS

Statistic	Value
Points	19 vs Wyoming 12/23/21
Rebounds	11 vs Jackson St. 12/14/21
Assists	4 vs Drake 02/17/21, vs Coe 01/25/21, vs Valparaiso 01/05/22
Steals	4 vs Bradley 01/10/21, at Illinois St. 02/27/21
Blocks	2 vs Utah St. 11/27/20, at Southern Ill. 01/30/21, vs Drake 02/17/21
FG Made	6 5 times
FG Attempts	12 at Southern Ill. 01/31/21
3FG Made	3 4 times
3FG Attempts	7 vs Coe 01/25/21
FT Made	7 vs Missouri St. 12/28/20
FT Attempts	8 vs Missouri St. 12/28/20





Cole Henry
6-9, R-Fr., Forward
Oskaloosa, Iowa

#1

ACCOMPLISHMENTS

2020-21: Played in 19 games

SEASON STATS

Opponent	Date	GS	MIN	Total		3-Pointers		Free throws		Rebounds				PF	A	TO	BLK	STL	PTS	AVG
				FG-FGA	PCT	3FG-3FGA	PCT	FT-FTA	PCT	OFF	DEF	TOT	AVG							
at Arkansas	11/17/2021		12:36	2-4	.500	0-0	.000	0-0	.000	2	3	5	5.0	0	4	2	0	0	4	4.0
at St. Bonaventure	11/27/2021		15:15	2-6	.333	0-0	.000	1-2	.500	0	4	4	4.5	1	3	0	0	0	5	4.5
at Bradley	12/01/2021		21:18	1-2	.500	0-0	.000	2-5	.400	0	4	4	4.3	1	4	1	1	0	4	4.3
Richmond	12/05/2021	*	22:27	2-3	.667	0-0	.000	1-2	.500	1	4	5	4.5	0	3	2	0	1	5	4.5
Jackson St.	12/14/2021	*	09:12	0-3	.000	0-0	.000	0-0	.000	2	3	5	4.6	1	0	1	0	1	0	3.6
at Marshall	12/18/2021	*	24:38	6-8	.750	0-0	.000	0-0	.000	4	3	7	5.0	2	4	1	0	0	12	5.0
vs Liberty	12/22/2021	*	17:11	1-3	.333	0-0	.000	0-0	.000	0	4	4	4.9	1	0	2	0	0	2	4.6
vs Wyoming	12/23/2021	*	08:57	0-1	.000	0-0	.000	0-0	.000	2	0	2	4.5	0	1	2	0	0	0	4.0
Evansville	01/02/2022		08:30	1-2	.500	0-0	.000	0-0	.000	1	0	1	4.1	0	1	1	0	0	2	3.8
Valparaiso	01/05/2022		13:04	2-3	.667	0-0	.000	1-2	.500	1	5	6	4.3	0	3	3	1	0	5	3.9
Indiana St.	01/11/2022		06:42	1-1	1.000	0-0	.000	0-0	.000	0	0	0	3.9	0	1	2	0	0	2	3.7
at Valparaiso	01/19/2022		02:36	0-0	.000	0-0	.000	0-0	.000	0	0	0	3.6	0	0	0	0	0	0	3.4
Drake	01/22/2022		06:48	1-1	1.000	0-0	.000	0-0	.000	0	1	1	3.4	3	0	1	0	0	2	3.3
at Evansville	01/26/2022		13:37	2-3	.667	0-0	.000	0-0	.000	0	4	4	3.4	2	1	2	0	1	4	3.4
Illinois St.	01/29/2022		02:25	0-1	.000	0-0	.000	0-0	.000	1	0	1	3.3	0	0	0	0	0	0	3.1
Totals		5	185:16	21-41	.512	0-0	.000	5-11	.455	14	35	49	3.3	11	25	20	2	3	47	3.1

Player Averages

Games Played	Minutes/game	Points/game	FG Pct	3FG Pct	FT Pct	Rebounds/game	Assists/game	Turnovers/game	Assist/Turnover ratio	Steals/game	Blocks/game
15	12.4	3.1	51.2	0.0	45.5	3.3	1.7	1.3	1.3	0.2	0.1

SEASON HIGHS

Points:	12
Rebounds:	7
Assists:	4
Steals:	1
Blocks:	1
FG Made:	6
FG Attempts:	8
3FG Made:	0
3FG Attempts:	0
FT Made:	2
FT Attempts:	5

CAREER STATS

			Field Goals		3-Point		F-Throws		Rebounds										Scoring	
SEASON TEAM	GP-GS	MIN/AVG	FG-FGA	FG%	3FG-3FGA	3FG%	FT-FTA	FT%	OFF	DEF	TOT	AVG	PF-FO	A	TO	BLK	STL	PTS	AVG	
2020-21	UNI	19-0	162/8.5	19-34	.559	0-0	.000	4-9	.444	9	15	24	1.3	22-2	17	18	0	7	42	2.2
2021-22	UNI	15-5	185/12.4	21-41	.512	0-0	.000	5-11	.455	14	35	49	3.3	11-0	25	20	2	3	47	3.1
TOTAL		34-5	347/10.2	40-75	.533	0-0	.000	9-20	.450	23	50	73	2.1	33-2	42	38	2	10	89	2.6

CAREER HIGHS

Statistic	Value
Points	12 at Marshall 12/18/21
Rebounds	7 at Marshall 12/18/21
Assists	5 vs Bradley 01/11/21
Steals	2 vs St. Ambrose 12/04/20, at Southern Ill. 01/31/21
Blocks	1 at Bradley 12/01/21, vs Valparaiso 01/05/22
FG Made	6 at Marshall 12/18/21
FG Attempts	8 at Marshall 12/18/21
FT Made	2 at Bradley 12/01/21
FT Attempts	5 at Bradley 12/01/21





Tywhon Pickford
6-4, Sr., Guard
Minneapolis, Minnesota

#3

ACCOMPLISHMENTS

2020-21: Played in 23 games

2019-20: Played in 30 games

2018-19: Played in 29 games

2017-18: MVC All-Freshman Team, MVC All-Newcomer Team, two-time MVC Newcomer of the Week

SEASON STATS

Opponent	Date	GS	MIN	Total FG-FGA	PCT	3-Pointers 3FG-3FGA	PCT	Free throws FT-FTA	PCT	Rebounds OFF DEF TOT AVG	PF	A	TO	BLK	STL	PTS	AVG
Nicholls St.	11/09/2021		29:21	4-8	.500	0-4	.000	5-6	.833	2 3 5 5.0	0	1	1	0	2	13	13.0
Vermont	11/11/2021	*	25:10	1-6	.167	0-2	.000	0-0	.000	0 2 2 3.5	2	0	1	0	0	2	7.5
Dubuque	11/14/2021	*	16:15	6-8	.750	0-1	.000	1-1	1.000	0 3 3 3.3	0	2	1	0	0	13	9.3
at Arkansas	11/17/2021	*	21:30	2-4	.500	1-1	1.000	0-2	.000	2 3 5 3.8	3	4	2	0	0	5	8.3
at St. Bonaventure	11/27/2021	*	29:52	2-3	.667	1-1	1.000	0-0	.000	5 4 9 4.8	0	2	0	0	0	5	7.6
at Bradley	12/01/2021	*	15:42	0-4	.000	0-3	.000	0-0	.000	0 1 1 4.2	0	1	0	0	1	0	6.3
Richmond	12/05/2021	*	11:58	0-0	.000	0-0	.000	0-0	.000	1 1 2 3.9	0	1	1	0	0	0	5.4
Jackson St.	12/14/2021	*	28:04	4-6	.667	0-0	.000	0-0	.000	1 3 4 3.9	1	0	2	0	0	8	5.8
at Marshall	12/18/2021	*	21:43	1-1	1.000	0-0	.000	2-2	1.000	2 1 3 3.8	4	2	2	0	2	4	5.6
vs Liberty	12/22/2021	*	21:04	3-7	.429	2-4	.500	0-0	.000	1 2 3 3.7	2	0	0	0	0	8	5.8
vs Wyoming	12/23/2021	*	18:23	1-5	.200	1-3	.333	3-4	.750	2 2 4 3.7	1	1	2	0	1	6	5.8
Evansville	01/02/2022	*	27:19	1-4	.250	0-0	.000	2-2	1.000	0 7 7 4.0	2	2	0	0	0	4	5.7
Valparaiso	01/05/2022	*	19:13	2-3	.667	1-1	1.000	2-2	1.000	1 0 1 3.8	1	1	3	0	0	7	5.8
at Missouri St.	01/08/2022	*	14:05	0-2	.000	0-1	.000	0-0	.000	1 1 2 3.6	1	2	1	0	0	0	5.4
Indiana St.	01/11/2022	*	09:23	1-2	.500	0-1	.000	2-2	1.000	0 2 2 3.5	2	0	1	0	0	4	5.3
at Southern Ill.	01/15/2022	*	14:03	1-2	.500	0-0	.000	0-0	.000	1 1 2 3.4	0	1	0	0	1	2	5.1
at Valparaiso	01/19/2022	*	34:35	2-5	.400	0-0	.000	0-0	.000	0 2 2 3.4	0	1	0	0	1	4	5.0
Drake	01/22/2022	*	22:10	3-4	.750	0-1	.000	2-2	1.000	2 4 6 3.5	2	2	1	0	0	8	5.2
at Evansville	01/26/2022	*	20:02	1-2	.500	0-1	.000	0-0	.000	0 4 4 3.5	2	2	1	0	0	2	5.0
Illinois St.	01/29/2022	*	13:22	1-1	1.000	0-0	.000	0-0	.000	0 2 2 3.5	1	2	1	0	0	2	4.9
Totals		19	413:14	36-77	.468	6-24	.250	19-23	.826	21 48 69 3.5	24	27	20	0	8	97	4.9

Player Averages

Games Played	Minutes/game	Points/game	FG Pct	3FG Pct	FT Pct	Rebounds/game	Assists/game	Turnovers/game	Assist/Turnover ratio	Steals/game	Blocks/game
20	20.7	4.9	46.8	25.0	82.6	3.5	1.4	1.0	1.4	0.4	0.0

SEASON HIGHS

Points:.....	13
Rebounds:.....	7
Assists:.....	2
Steals:.....	2
Blocks:.....	1
FG Made:	6
FG Attempts:.....	8
3FG Made:	2
3FG Attempts:.....	4
FT Made:.....	5
FT Attempts:	6

CAREER STATS

SEASON TEAM	GP-GS	MIN/AVG	Field Goals FG-FGA FG%	3-Point 3FG-3FGA 3FG%	F-Throws FT-FTA FT%	Rebounds OFF DEF TOT AVG	PF-FO	A	TO	BLK	STL	PTS	AVG
2017-18 UNI	32-32	951/29.7	102-274 .372	30-123 .244	58-75 .773	60 188 248 7.8	34-0	40	35	11	20	292	9.1
2018-19 UNI	29-4	580/20.0	43-100 .430	3-12 .250	28-42 .667	32 75 107 3.7	20-0	25	23	4	8	117	4.0
2019-20 UNI	30-5	524/17.5	39-98 .398	3-15 .200	28-45 .622	33 83 116 3.9	30-0	32	22	3	16	109	3.6
2020-21 UNI	23-11	480/20.9	43-82 .524	4-13 .308	22-38 .579	26 66 92 4.0	32-0	23	35	2	24	112	4.9
2021-22 UNI	20-19	413/20.7	36-77 .468	6-24 .250	19-23 .826	21 48 69 3.5	24-0	27	20	0	8	97	4.9
TOTAL	134-71	2948/22.0	263-631 .417	46-187 .246	155-223 .695	172 460 632 4.7	140-0	147	135	20	76	727	5.4

CAREER HIGHS

Statistic	Value
Points	23 vs Valparaiso 01/13/18
Rebounds	18 vs NC State 11/23/17
Assists	5 vs Drake 02/17/21, vs Illinois St. 03/04/21
Steals	4 at Illinois St. 02/26/17, vs Indiana St. 02/06/21
Blocks	2 vs Chicago St. 11/18/17, at Drake 02/10/18, at Valparaiso 02/20/18
FG Made	7 at Missouri St. 01/04/18
FG Attempts	16 at Indiana St. 01/10/18
3FG Made	4 vs Valparaiso 01/13/18
3FG Attempts	9 vs Villanova 11/24/17
FT Made	10 vs Indiana St. 01/16/19
FT Attempts	10 vs Indiana St. 01/16/19



UNI MEN'S BASKETBALL



AJ Green
6-4, Jr., Guard
Cedar Falls, Iowa

#4

ACCOMPLISHMENTS

2021-22: MVC Preseason Player of the Year...Preseason First Team All-MVC...two-time MVC Player of the Week (Nov. 29, 2021 | Dec. 20, 2021)

2020-21: MVC Preseason Player of the Year...Started three games before missing remainder of season

2019-20: NABC All-District Team, Larry Bird MVC Player of the Year, First Team All-MVC, Scholar-Athlete of the Year, First Team Scholar-Athlete, four-time MVC Player of the Week

2018-19: MVC Freshman of the Year, Third Team All-MVC, MVC All-Freshman Team, MVC All-Newcomer Team, MVC All-Championship Team, two-time MVC Newcomer of the Week

SEASON STATS

Opponent	Date	GS	MIN	Total FG-FGA	PCT	3-Pointers 3FG-3FGA	PCT	Free throws FT-FTA	PCT	Rebounds OFF DEF TOT AVG	PF	A	TO	BLK	STL	PTS	AVG
Nicholls St.	11/09/2021	*	35:40	1-14	.071	0-7	.000	2-2	1.000	0 5 5 5.0	3	2	2	0	2	4	4.0
Vermont	11/11/2021	*	39:37	5-10	.500	3-5	.600	6-10	.600	1 4 5 5.0	1	0	2	0	0	19	11.5
Dubuque	11/14/2021	*	21:06	2-6	.333	1-3	.333	0-0	.000	0 2 2 4.0	1	4	2	0	0	5	9.3
at Arkansas	11/17/2021	*	36:36	6-21	.286	4-13	.308	0-0	.000	0 4 4 4.0	1	1	2	0	0	16	11.0
at St. Bonaventure	11/27/2021	*	35:46	11-18	.611	9-15	.600	4-5	.800	0 5 5 4.2	0	4	3	0	0	35	15.8
at Bradley	12/01/2021	*	36:51	11-18	.611	5-9	.556	3-3	1.000	0 1 1 3.7	3	3	2	0	0	30	18.2
Richmond	12/05/2021	*	36:54	2-12	.167	2-9	.222	0-0	.000	0 9 9 4.4	1	1	2	0	0	6	16.4
Jackson St.	12/14/2021	*	40:00	6-12	.500	5-9	.556	7-7	1.000	0 0 0 3.9	0	2	1	0	0	24	17.4
at Marshall	12/18/2021	*	34:11	10-25	.400	3-11	.273	6-6	1.000	1 4 5 4.0	4	2	2	0	2	29	18.7
vs Liberty	12/22/2021	*	37:58	4-12	.333	0-5	.000	5-7	.714	0 0 0 3.6	2	3	4	0	1	13	18.1
vs Wyoming	12/23/2021	*	27:10	2-9	.222	1-5	.200	0-0	.000	0 3 3 3.5	5	0	2	0	0	5	16.9
Evansville	01/02/2022	*	33:45	5-11	.455	4-10	.400	4-5	.800	0 2 2 3.4	2	5	1	0	1	18	17.0
Valparaiso	01/05/2022	*	29:07	3-7	.429	1-3	.333	2-2	1.000	0 0 0 3.2	3	3	2	0	2	9	16.4
at Missouri St.	01/08/2022	*	39:13	9-17	.529	2-7	.286	13-14	.929	0 4 4 3.2	2	1	1	0	0	33	17.6
Indiana St.	01/11/2022	*	44:13	4-16	.250	2-9	.222	6-6	1.000	0 4 4 3.3	0	1	1	0	1	16	17.5
at Southern Ill.	01/15/2022	*	35:32	4-12	.333	3-9	.333	11-12	.917	1 4 5 3.4	1	1	2	0	0	22	17.8
Drake	01/22/2022	*	38:57	6-17	.353	5-11	.455	10-11	.909	1 8 9 3.7	2	2	3	0	0	27	18.3
at Evansville	01/26/2022	*	37:46	7-14	.500	4-6	.667	0-0	.000	0 3 3 3.7	1	3	4	0	2	18	18.3
Illinois	01/29/2022	*	34:02	6-10	.600	6-10	.600	6-6	1.000	0 4 4 3.7	0	1	0	0	0	24	18.6
Totals			19 674:24	104-261	.398	60-156	.385	85-96	.885	4 66 70 3.7	32	39	38	0	11	353	18.6

Player Averages

Games Played	Minutes/game	Points/game	FG Pct	3FG Pct	FT Pct	Rebounds/game	Assists/game	Turnovers/game	Assist/Turnover ratio	Steals/game	Blocks/game
19	35.5	18.6	39.8	38.5	88.5	3.7	2.1	2.0	1.0	0.6	0.0

Points:.....	35
Rebounds:.....	9
Assists:.....	5
Steals:.....	2
Blocks:.....	0
FG Made:	11
FG Attempts:.....	25
3FG Made:	9
3FG Attempts:.....	15
FT Made:.....	13
FT Attempts:	14

CAREER STATS

		Field Goals				3-Point		F-Throws		Rebounds				Scoring							
SEASON	TEAM	GP-GS	MIN/AVG	FG-FGA	FG%	3FG-3FGA	3FG%	FT-FTA	FT%	OFF	DEF	TOT	AVG	PF-FO	A	TO	BLK	STL	PTS	AVG	
2018-19	UNI	34-34	1016/29.9	184-449	.410	71-204	.348	70-81	.864	13	90	103	3.0	69-1	77	94	2	21	509	15.0	
2019-20	UNI	31-31	1082/34.9	204-490	.416	91-233	.391	111-121	.917	7	85	92	3.0	46-0	92	90	0	21	610	19.7	
2020-21	UNI	3-3	110/36.6	26-56	.464	11-27	.407	4-6	.667	3	14	17	5.7	6-0	8	11	2	4	67	22.3	
2021-22	UNI	19-19	674/35.5	104-261	.398	60-156	.385	85-96	.885	4	66	70	3.7	32-1	39	38	0	11	353	18.6	
TOTAL		87-87	2882/33.1	518-1256	.412	233-620	.376	270-304	.888	27	255	282	3.2	153-2	216	233	4	57	1539	17.7	

CAREER HIGHS

Statistic	Value
Points	35 vs Bradley 01/04/20, at St. Bonaventure 11/27/21
Rebounds	9 vs Stony Brook 12/29/18, vs Richmond 12/05/21, vs Drake 01/22/22
Assists	9 vs UT Martin 11/19/19
Steals	3 at Missouri St. 02/20/19
Blocks	2 at UT Arlington 11/10/18
FG Made	12 vs Drake 02/08/20
FG Attempts	25 vs Drake 03/06/20, at Marshall 12/18/21
3FG Made	9 at St. Bonaventure 11/27/21
3FG Attempts	15 at St. Bonaventure 11/27/21
FT Made	13 at Missouri St. 01/08/22
FT Attempts	14 vs Marshall 12/22/19, at Missouri St. 01/08/22





Landon Wolf
6-5, Fr., Guard
Cedar Falls, Iowa

#5

ACCOMPLISHMENTS

SEASON STATS

SEASON HIGHS

Points:.....	0
Rebounds:.....	0
Assists:.....	0
Steals:.....	0
Blocks:.....	0
FG Made:	0
FG Attempts:.....	0
3FG Made:	0
3FG Attempts:.....	0
FT Made:.....	0
FT Attempts:	0

CAREER STATS

CAREER HIGHS



UNI MEN'S BASKETBALL



Trae Berhow
6-5, Sr., Guard
Mayer, Minnesota

#11

ACCOMPLISHMENTS

2021-22: MVC Player of the Week (Nov. 22, 2021)

2020-21: Played in 22 games...First triple-double in program history at Evansville (Jan. 2, 2021)

2019-20: MVC Most-Improved Team

2018-19: Started 33 games

2017-18: Attended Pepperdine University...Started 28 of 30 games

SEASON STATS

Opponent	Date	GS	MIN	Total FG-FGA	PCT	3-Pointers 3FG-3FGA	PCT	Free throws FT-FTA	PCT	Rebounds OFF DEF TOT AVG	PF	A	TO	BLK	STL	PTS	AVG
Nicholls St.	11/09/2021	*	35:06	2-6	.333	2-6	.333	1-3	.333	0 2 2 2.0	3	0	2	0	0	7	7.0
Vermont	11/11/2021	*	28:16	2-9	.222	1-5	.200	0-0	.000	0 9 9 5.5	1	1	3	0	0	5	6.0
Dubuque	11/14/2021	*	19:54	3-5	.600	2-3	.667	0-0	.000	1 4 5 5.3	1	1	2	0	1	8	6.7
at Arkansas	11/17/2021	*	39:27	7-13	.538	7-11	.636	2-2	1.000	0 6 6 5.5	5	1	0	0	2	23	10.8
at St. Bonaventure	11/27/2021	*	14:47	2-5	.400	1-3	.333	0-0	.000	0 2 2 4.8	0	1	0	0	0	5	9.6
at Bradley	12/01/2021	*	36:15	1-5	.200	0-2	.000	0-0	.000	1 5 6 5.0	3	0	1	0	2	2	8.3
Richmond	12/05/2021	*	35:02	3-9	.333	1-6	.167	0-0	.000	0 4 4 4.9	3	1	3	0	0	7	8.1
Jackson St.	12/14/2021	*	35:06	2-6	.333	2-6	.333	3-4	.750	2 5 7 5.1	0	2	0	0	1	9	8.3
at Marshall	12/18/2021	*	37:34	3-9	.333	2-6	.333	0-0	.000	2 1 3 4.9	1	2	3	0	4	8	8.2
Evansville	01/02/2022	*	31:24	6-9	.667	2-5	.400	2-4	.500	0 6 6 5.0	1	1	0	0	0	16	9.0
Valparaiso	01/05/2022	*	26:02	6-10	.600	5-8	.625	0-0	.000	0 3 3 4.8	3	2	0	0	1	17	9.7
at Missouri St.	01/08/2022	*	38:46	4-5	.800	0-1	.000	1-2	.500	2 6 8 5.1	2	1	0	0	0	9	9.7
Indiana St.	01/11/2022	*	39:51	2-7	.286	1-4	.250	2-2	1.000	0 8 8 5.3	3	0	2	0	0	7	9.5
at Southern Ill.	01/15/2022	*	38:41	2-4	.500	2-4	.500	0-0	.000	0 4 4 5.2	3	1	2	0	1	6	9.2
at Valparaiso	01/19/2022	*	43:12	5-14	.357	4-11	.364	0-0	.000	0 2 2 5.0	1	4	1	0	2	14	9.5
Drake	01/22/2022	*	37:37	2-9	.222	1-6	.167	0-0	.000	1 4 5 5.0	5	1	2	0	0	5	9.3
at Evansville	01/26/2022	*	37:32	2-5	.400	1-2	.500	4-4	1.000	1 4 5 5.0	1	0	2	0	1	9	9.2
Illinois St.	01/29/2022	*	33:47	3-9	.333	0-4	.000	0-1	.000	3 3 6 5.1	1	2	2	0	2	6	9.1
Totals			18 608:18	57-139	.410	34-93	.366	15-22	.682	13 78 91 5.1	37	21	25	0	17	163	9.1

Points:.....	23
Rebounds:.....	9
Assists:.....	2
Steals:.....	4
Blocks:.....	1 (assist)
FG Made:	7
FG Attempts:.....	14
3FG Made:	7
3FG Attempts:.....	11
FT Made:.....	4
FT Attempts:	4

Player Averages

Games Played	Minutes/game	Points/game	FG Pct	3FG Pct	FT Pct	Rebounds/game	Assists/game	Turnovers/game	Assist/Turnover ratio	Steals/game	Blocks/game
18	33.8	9.1	41.0	36.6	68.2	5.1	1.2	1.4	0.8	0.9	0.0

CAREER STATS

SEASON	TEAM	GP-GS	MIN/AVG	Field Goals FG-FGA	FG%	3-Point 3FG-3FGA	3FG%	F-Throws FT-FTA	FT%	Rebounds OFF DEF TOT AVG	PF-FO	A	TO	BLK	STL	PTS	AVG
2017-18	PEP	30-28	916/30.5	107-235	.455	48-120	.400	38-51	.745	44 126 170 5.7	78-3	26	34	3	17	300	10.0
2018-19	UNI	33-32	874/26.5	85-203	.419	47-117	.402	38-50	.760	36 170 206 6.2	84-1	19	37	4	12	255	7.7
2019-20	UNI	31-31	1021/32.9	134-269	.498	70-157	.446	51-61	.836	30 147 177 5.7	56-0	29	35	4	19	389	12.5
2020-21	UNI	22-20	723/32.9	104-269	.387	43-128	.336	35-52	.673	18 90 108 4.9	56-1	67	41	6	23	286	13.0
2021-22	UNI	18-18	608/33.8	57-139	.410	34-93	.366	15-22	.682	13 78 91 5.1	37-2	21	25	0	17	163	9.1
TOTAL FOR UNI		104-101	3226/31.0	380-880	.432	194-495	.392	139-185	.751	97 485 582 5.6	233-4	136	138	14	71	1093	10.5
TOTAL		134-129	4142/30.9	487-1115	.437	242-615	.393	177-236	.750	141 611 752 5.6	311-7	162	172	17	88	1393	10.4

CAREER HIGHS

Statistic	Value
Points	36 vs UT Martin 11/19/19
Rebounds	12 vs Loyola Chicago 01/26/20
Assists	10 at Evansville 01/02/21
Steals	4 at Marshall 12/18/21
Blocks	1 17 times
FG Made	13 vs UT Martin 11/19/19
FG Attempts	17 vs UT Martin 11/19/19
3FG Made	8 vs UT Martin 11/19/19
3FG Attempts	11 vs UT Martin 11/19/19, at Arkansas 11/17/21, at Valparaiso 01/19/22
FT Made	7 vs Drake 02/08/20
FT Attempts	8 at Portland 02/01/18, vs Drake 02/08/20





Bowen Born
5-11, Fr., Guard
Norwalk, Iowa

#13

ACCOMPLISHMENTS

2020-21: MVC Freshman of the Year, MVC All-Freshman Team, MVC Newcomer of the Week (Feb. 28, 2021)

SEASON STATS

Opponent	Date	GS	MIN	Total		3-Pointers		Free throws		Rebounds				PF	A	TO	BLK	STL	PTS	AVG
				FG-FGA	PCT	3FG-3FGA	PCT	FT-FTA	PCT	OFF	DEF	TOT	AVG							
Dubuque	11/14/2021		16:32	2-2	1.000	1-1	1.000	0-0	.000	0	0	0	0.0	1	3	1	0	0	5	5.0
at Arkansas	11/17/2021		18:11	2-4	.500	1-3	.333	1-1	1.000	0	1	1	0.5	3	1	2	0	0	6	5.5
at St. Bonaventure	11/27/2021		26:53	1-5	.200	0-4	.000	4-4	1.000	0	2	2	1.0	3	4	2	0	1	6	5.7
at Bradley	12/01/2021		17:12	1-3	.333	1-3	.333	0-0	.000	0	2	2	1.3	3	1	1	0	0	3	5.0
Richmond	12/05/2021		14:09	1-2	.500	0-0	.000	0-0	.000	0	1	1	1.2	0	1	1	0	0	2	4.4
Jackson St.	12/14/2021		11:56	0-1	.000	0-1	.000	0-0	.000	0	2	2	1.3	1	1	3	0	0	0	3.7
at Marshall	12/18/2021		12:36	1-5	.200	1-4	.250	0-0	.000	0	1	1	1.3	2	2	0	0	0	3	3.6
vs Liberty	12/22/2021		22:01	1-3	.333	0-1	.000	0-0	.000	0	4	4	1.6	1	2	0	0	1	2	3.4
vs Wyoming	12/23/2021		32:39	2-7	.286	1-4	.250	1-2	.500	0	3	3	1.8	0	2	1	0	2	6	3.7
Evansville	01/02/2022		16:59	2-3	.667	1-1	1.000	0-0	.000	0	0	0	1.6	1	2	0	0	1	5	3.8
Valparaiso	01/05/2022		18:28	2-5	.400	0-2	.000	1-1	1.000	0	1	1	1.5	1	2	0	0	1	5	3.9
at Missouri St.	01/08/2022		26:53	3-6	.500	1-4	.250	4-4	1.000	0	0	0	1.4	1	3	0	0	1	11	4.5
Indiana St.	01/11/2022		35:53	5-10	.500	2-5	.400	2-3	.667	0	2	2	1.5	2	5	1	0	2	14	5.2
at Southern Ill.	01/15/2022		19:46	1-2	.500	0-1	.000	0-0	.000	0	1	1	1.4	2	2	1	0	2	2	5.0
at Valparaiso	01/19/2022	*	34:31	4-10	.400	1-5	.200	2-2	1.000	0	0	0	1.3	3	1	2	0	3	11	5.4
Drake	01/22/2022		23:48	2-4	.500	1-2	.500	0-0	.000	0	1	1	1.3	2	2	0	0	2	5	5.4
at Evansville	01/26/2022		22:39	2-6	.333	1-2	.500	3-4	.750	2	1	3	1.4	1	0	1	0	0	8	5.5
Illinois St.	01/29/2022		26:52	3-5	.600	1-3	.333	0-0	.000	0	2	2	1.4	3	1	1	0	0	7	5.6
Totals			1 397:57	35-83	.422	13-46	.283	18-21	.857	2	24	26	1.4	30	35	17	0	16	101	5.6

Player Averages

Games Played	Minutes/game	Points/game	FG Pct	3FG Pct	FT Pct	Rebounds/game	Assists/game	Turnovers/game	Assist/Turnover ratio	Steals/game	Blocks/game
18	22.1	5.6	42.2	28.3	85.7	1.4	1.9	0.9	2.1	0.9	0.0

SEASON HIGHS

Points:	14
Rebounds:	4
Assists:	5
Steals:	2
Blocks:	2 (assisted)
FG Made:	5
FG Attempts:	10
3FG Made:	2
3FG Attempts:	5
FT Made:	4
FT Attempts:	4

CAREER STATS

			Field Goals		3-Point		F-Throws		Rebounds								Scoring				
SEASON	TEAM	GP-GS	MIN	AVG	FG-FGA	FG%	3FG-3FGA	3FG%	FT-FTA	FT%	OFF	DEF	TOT	AVG	PF-FO	A	TO	BLK	STL	PTS	AVG
2020-21	UNI	25-25	764/30.6		92-243	.379	45-130	.346	52-64	.813	12	51	63	2.5	48-0	58	37	0	18	281	11.2
2021-22	UNI	18-1	398/22.1		35-83	.422	13-46	.283	18-21	.857	2	24	26	1.4	30-0	35	17	0	16	101	5.6
TOTAL		43-26	1162/27.0	127-326	.390	58-176	.330	70-85	.824	14	75	89	2.1	78-0	93	54	0	34	382	8.9	

CAREER HIGHS

Statistic	Value
Points	21 at Illinois St. 02/27/21
Rebounds	5 vs Missouri St. 12/28/20, at Evansville 01/02/21
Assists	7 at Illinois St. 02/27/21
Steals	5 vs Valparaiso 02/14/21
FG Made	7 vs St. Ambrose 12/04/20
FG Attempts	19 vs St. Ambrose 12/04/20
3FG Made	4 vs Utah St. 11/27/20
3FG Attempts	9 vs Utah St. 11/27/20, vs Drake 02/17/21
FT Made	6 at Illinois St. 02/27/21, at Evansville 01/02/21
FT Attempts	8 at Illinois St. 02/27/21





Michael Duax
6-5, Fr., Forward
Dubuque, Iowa

#15

ACCOMPLISHMENTS

SEASON STATS

SEASON HIGHS

Points:.....	0
Rebounds:.....	0
Assists:.....	0
Steals:.....	0
Blocks:.....	0
FG Made:	0
FG Attempts:.....	0
3FG Made:	0
3FG Attempts:.....	0
FT Made:.....	0
FT Attempts:	0

CAREER STATS

CAREER HIGHS





Chase Courbat
6-9, Fr., F
Cedar Falls, Iowa

#20

ACCOMPLISHMENTS

SEASON STATS

SEASON HIGHS

Points:.....	0
Rebounds:.....	0
Assists:.....	0
Steals:.....	0
Blocks:.....	0
FG Made:	0
FG Attempts:.....	0
3FG Made:	0
3FG Attempts:.....	0
FT Made:.....	0
FT Attempts:	0

CAREER STATS

CAREER HIGHS





Antwan Kimmons
6-0, So., Guard
Oakdale, Minnesota

#22

ACCOMPLISHMENTS

2020-21: Took a leave of absence from the team to assist his family

2019-20: Played in 31 games

SEASON STATS

Opponent	Date	GS	MIN	Total		3-Pointers		Free throws		Rebounds				PF	A	TO	BLK	STL	PTS	AVG
				FG-FGA	PCT	3FG-3FGA	PCT	FT-FTA	PCT	OFF	DEF	TOT	AVG							
Nicholls St.	11/09/2021		15:21	1-5	.200	0-1	.000	4-7	.571	1	2	3	3.0	3	0	0	0	0	6	6.0
Vermont	11/11/2021		24:06	2-6	.333	0-0	.000	1-2	.500	2	3	5	4.0	2	1	5	0	1	5	5.5
Dubuque	11/14/2021		22:32	5-9	.556	3-6	.500	0-0	.000	0	1	1	3.0	2	5	1	0	2	13	8.0
at Arkansas	11/17/2021		09:58	1-4	.250	0-0	.000	0-0	.000	0	0	0	2.3	1	0	1	0	0	2	6.5
at St. Bonaventure	11/27/2021		09:02	0-2	.000	0-0	.000	0-0	.000	0	2	2	2.2	0	0	0	0	2	0	5.2
at Bradley	12/01/2021		03:21	0-0	.000	0-0	.000	0-0	.000	0	0	0	1.8	0	0	0	0	1	0	4.3
Richmond	12/05/2021		13:10	1-4	.250	0-0	.000	0-0	.000	0	1	1	1.7	1	0	0	0	0	2	4.0
Jackson St.	12/14/2021		03:25	0-0	.000	0-0	.000	2-2	1.000	0	1	1	1.6	0	0	0	0	0	2	3.8
at Marshall	12/18/2021		02:39	0-0	.000	0-0	.000	0-0	.000	0	1	1	1.6	1	0	1	0	0	0	3.3
vs Wyoming	12/23/2021		01:08	0-0	.000	0-0	.000	0-0	.000	0	0	0	1.4	0	0	0	0	0	0	3.0
Evansville	01/02/2022		17:34	5-7	.714	0-0	.000	0-0	.000	1	2	3	1.5	1	0	2	0	1	10	3.6
Valparaiso	01/05/2022		11:19	2-3	.667	0-0	.000	0-0	.000	1	2	3	1.7	1	0	0	0	1	4	3.7
at Missouri St.	01/08/2022		07:00	1-2	.500	0-0	.000	1-2	.500	0	2	2	1.7	0	0	0	0	0	3	3.6
Indiana St.	01/11/2022		15:49	2-4	.500	0-0	.000	2-2	1.000	1	2	3	1.8	2	0	0	0	1	6	3.8
at Southern Ill.	01/15/2022		12:13	1-2	.500	0-1	.000	0-0	.000	0	1	1	1.7	0	1	0	0	0	2	3.7
at Valparaiso	01/19/2022		16:34	1-2	.500	0-1	.000	0-0	.000	0	1	1	1.7	0	0	1	0	0	2	3.6
Drake	01/22/2022		11:45	2-3	.667	1-2	.500	2-2	1.000	1	1	2	1.7	3	0	2	0	0	7	3.8
at Evansville	01/26/2022		02:28	0-0	.000	0-0	.000	0-0	.000	0	1	1	1.7	0	0	1	0	0	0	3.6
Illinois St.	01/29/2022		09:43	1-2	.500	1-2	.500	0-0	.000	0	2	2	1.7	1	1	1	0	1	3	3.5
Totals		0	209:07	25-55	.455	5-13	.385	12-17	.706	7	25	32	1.7	18	8	15	0	10	67	3.5

Player Averages

Games Played	Minutes/game	Points/game	FG Pct	3FG Pct	FT Pct	Rebounds/game	Assists/game	Turnovers/game	Assist/Turnover ratio	Steals/game	Blocks/game
19	11.0	3.5	45.5	38.5	70.6	1.7	0.4	0.8	0.5	0.5	0.0

SEASON HIGHS

Points:	13
Rebounds:	5
Assists:	5
Steals:	2
Blocks:	1 (assist)
FG Made:	5
FG Attempts:	9
3FG Made:	3
3FG Attempts:	6
FT Made:	4
FT Attempts:	7

CAREER STATS

SEASON	TEAM	GP-GS	MIN/AVG	Field Goals		3-Point		F-Throws		Rebounds				Scoring						
				FG-FGA	FG%	3FG-3FGA	3FG%	FT-FTA	FT%	OFF	DEF	TOT	AVG	PF-FO	A	TO	BLK	STL	PTS	AVG
2019-20	UNI	31-0	272/8.8	32-71	.451	5-19	.263	17-27	.630	4	29	33	1.1	23-0	21	22	0	11	86	2.8
2020-21	UNI	3-0	56/18.7	7-20	.350	2-8	.250	2-2	1.000	0	8	8	2.7	4-0	6	3	0	0	18	6.0
2021-22	UNI	19-0	209/11.0	25-55	.455	5-13	.385	12-17	.706	7	25	32	1.7	18-0	8	15	0	10	67	3.5
TOTAL		53-0	537/10.1	64-146	.438	12-40	.300	31-46	.674	11	62	73	1.4	45-0	35	40	0	21	171	3.2

CAREER HIGHS

Statistic	Value
Points	13 4 times
Rebounds	5 vs Saint Mary's (CA) 11/26/20, vs Vermont 11/11/21
Assists	5 vs Luther 12/02/19, vs Dubuque 11/14/21
Steals	3 vs Cornell College 11/20/19
FG Made	5 4 times
FG Attempts	9 vs Saint Mary's (CA) 11/26/20, vs Dubuque 11/14/21
3FG Made	3 vs Dubuque 11/14/21
3FG Attempts	6 vs Dubuque 11/14/21
FT Made	4 vs Luther 12/02/19, vs Nicholls St. 11/09/21
FT Attempts	7 vs Nicholls St. 11/09/21





Derek Krogmann
6-7, R-Fr., Forward
Manchester, Iowa

#23

ACCOMPLISHMENTS

2020-21: Played in 8 games

SEASON STATS

Opponent	Date	GS	MIN	Total		3-Pointers		Free throws		Rebounds				PF		A		TO		BLK		STL		PTS		AVG
				FG-FGA	PCT	3FG-3FGA	PCT	FT-FTA	PCT	OFF	DEF	TOT	AVG	PF	A	TO	BLK	STL	PTS							
Dubuque	11/14/2021		06:19	1-1	1.000	0-0	.000	0-0	.000	1	0	1	1.0	0	1	0	0	1	2	2.0						
at Arkansas	11/17/2021		00:19	0-0	.000	0-0	.000	0-0	.000	0	0	0	0.5	0	0	0	0	0	0	0	1.0					
Valparaiso	01/05/2022		02:05	0-0	.000	0-0	.000	0-0	.000	0	0	0	0.3	0	0	0	0	0	0	0	0.7					
Totals			0 08:43	1-1	1.000	0-0	.000	0-0	.000	1	0	1	0.3	0	1	0	0	1	2	0.7						

Player Averages

Games Played	Minutes/game	Points/game	FG Pct	3FG Pct	FT Pct	Rebounds/game	Assists/game	Turnovers/game	Assist/Turnover ratio	Steals/game	Blocks/game
3	2.9	0.7	100.0	0.0	0.0	0.3	0.3	0.0	1.0	0.3	0.0

SEASON HIGHS

Points:	2
Rebounds:	1
Assists:	1
Steals:	1
Blocks:	0
FG Made:	1
FG Attempts:	1
3FG Made:	0
3FG Attempts:	0
FT Made:	0
FT Attempts:	0

CAREER STATS

				Field Goals		3-Point		F-Throws		Rebounds								Scoring		
SEASON	TEAM	GP-GS	MIN/AVG	FG-FGA	FG%	3FG-3FGA	3FG%	FT-FTA	FT%	OFF	DEF	TOT	AVG	PF-FO	A	TO	BLK	STL	PTS	AVG
2020-21	UNI	8-0	16/2.1	1-6	.167	0-0	.000	0-1	.000	1	4	5	0.6	0-0	1	0	1	0	2	0.3
2021-22	UNI	3-0	9/2.9	1-1	1.000	0-0	.000	0-0	.000	1	0	1	0.3	0-0	1	0	0	1	2	0.7
TOTAL		11-0	25/2.3	2-7	.286	0-0	.000	0-1	.000	2	4	6	0.5	0-0	2	0	1	1	4	0.4

CAREER HIGHS

Statistic	Value
Points	2 at Loyola Chicago 01/17/21, vs Dubuque 11/14/21
Rebounds	3 vs St. Ambrose 12/04/20
Assists	1 vs St. Ambrose 12/04/20, vs Dubuque 11/14/21
Steals	1 vs Dubuque 11/14/21
Blocks	1 vs St. Ambrose 12/04/20
FG Made	1 at Loyola Chicago 01/17/21, vs Dubuque 11/14/21
FG Attempts	3 vs St. Ambrose 12/04/20
FT Attempts	1 vs St. Ambrose 12/04/20





Tytan Anderson
6-6, Fr., Forward
Eldridge, Iowa

#32

ACCOMPLISHMENTS

2020-21: Played in 11 games after recovering from knee injury suffered in preseason

SEASON STATS

Opponent	Date	GS	MIN	Total		3-Pointers		Free throws		Rebounds				PF	A	TO	BLK	STL	PTS	AVG
				FG-FGA	PCT	3FG-3FGA	PCT	FT-FTA	PCT	OFF	DEF	TOT	AVG							
Nicholls St.	11/09/2021		07:09	0-0	.000	0-0	.000	0-0	.000	0	0	0	0.0	2	0	0	0	0	0	0.0
Vermont	11/11/2021		08:04	0-1	.000	0-0	.000	0-0	.000	1	3	4	2.0	0	0	0	0	1	0	0.0
Dubuque	11/14/2021		19:51	2-5	.400	0-1	.000	0-1	.000	3	2	5	3.0	1	1	0	0	0	4	1.3
at Arkansas	11/17/2021		00:33	0-0	.000	0-0	.000	0-0	.000	0	0	0	2.3	0	0	0	0	0	0	1.0
Richmond	12/05/2021		11:54	4-4	1.000	0-0	.000	1-3	.333	0	0	0	1.8	1	0	0	0	1	9	2.6
Jackson St.	12/14/2021		07:20	0-0	.000	0-0	.000	0-0	.000	0	0	0	1.5	1	0	1	0	1	0	2.2
at Marshall	12/18/2021		22:38	0-3	.000	0-1	.000	0-0	.000	2	7	9	2.6	2	0	1	0	1	0	1.9
vs Liberty	12/22/2021	*	16:47	1-1	1.000	0-0	.000	0-0	.000	0	3	3	2.6	1	0	0	0	0	2	1.9
vs Wyoming	12/23/2021	*	21:12	0-1	.000	0-0	.000	1-4	.250	1	8	9	3.3	3	0	1	0	1	1	1.8
Evansville	01/02/2022		03:34	0-0	.000	0-0	.000	0-0	.000	0	1	1	3.1	2	0	0	0	0	0	1.6
Valparaiso	01/05/2022		17:30	6-7	.857	0-0	.000	0-0	.000	4	2	6	3.4	2	0	1	0	1	12	2.5
at Missouri St.	01/08/2022		03:00	0-0	.000	0-0	.000	0-0	.000	0	0	0	3.1	2	0	1	0	0	0	2.3
Indiana St.	01/11/2022		02:49	1-2	.500	0-1	.000	0-0	.000	0	0	0	2.8	1	0	0	0	0	2	2.3
at Southern Ill.	01/15/2022		05:20	1-4	.250	0-0	.000	0-0	.000	0	0	0	2.6	2	0	1	0	1	2	2.3
at Valparaiso	01/19/2022		10:32	0-0	.000	0-0	.000	0-0	.000	0	0	0	2.5	3	0	0	0	0	0	2.1
Drake	01/22/2022		04:38	0-1	.000	0-0	.000	0-0	.000	0	0	0	2.3	2	0	0	0	0	0	2.0
at Evansville	01/26/2022		02:14	0-0	.000	0-0	.000	0-0	.000	1	1	2	2.3	0	0	0	0	0	0	1.9
Illinois St.	01/29/2022		16:47	2-4	.500	0-1	.000	4-6	.667	3	2	5	2.4	4	0	0	1	1	8	2.2
Totals		2	181:54	17-33	.515	0-4	.000	6-14	.429	15	29	44	2.4	29	1	6	1	8	40	2.2

Points:.....	12
Rebounds:.....	9
Assists:.....	1
Steals:.....	1
Blocks:.....	1
FG Made:	6
FG Attempts:.....	7
3FG Made:	0
3FG Attempts:.....	1
FT Made:.....	4
FT Attempts:	6

Player Averages

Games Played	Minutes/game	Points/game	FG Pct	3FG Pct	FT Pct	Rebounds/game	Assists/game	Turnovers/game	Assist/Turnover ratio	Steals/game	Blocks/game
18	10.1	2.2	51.5	0.0	42.9	2.4	0.1	0.3	0.2	0.4	0.1

CAREER STATS

SEASON TEAM	GP-GS	MIN/AVG	Field Goals		3-Point		F-Throws		Rebounds				Scoring	
			FG-FGA	FG%	3FG-3FGA	3FG%	FT-FTA	FT%	OFF	DEF	TOT	AVG	PF-FO	PTS AVG
2020-21 UNI	11-0	125/11.4	10-21	.476	3-8	.375	4-7	.571	11	8	19	1.7	12-0	27 2.5
2021-22 UNI	18-2	182/10.1	17-33	.515	0-4	.000	6-14	.429	15	29	44	2.4	29-0	40 2.2
TOTAL	29-2	307/10.6	27-54	.500	3-12	.250	10-21	.476	26	37	63	2.2	41-0	67 2.3

CAREER HIGHS

Statistic	Value
Points	12 vs Valparaiso 01/05/22
Rebounds	9 at Marshall 12/18/21, vs Wyoming 12/23/21
Assists	3 vs Indiana St. 02/07/21
Steals	5 at Southern Ill. 01/31/21
Blocks	1 at Southern Ill. 01/30/21, vs Illinois St. 01/29/22
FG Made	6 vs Valparaiso 01/05/22
FG Attempts	7 vs Valparaiso 01/05/22
3FG Made	2 at Southern Ill. 01/31/21
3FG Attempts	3 at Southern Ill. 01/31/21, vs Indiana St. 02/06/21
FT Made	4 vs Illinois St. 01/29/22
FT Attempts	6 vs Illinois St. 01/29/22





Drew Daniel
6-6, Fr., Guard
West Des Moines, Iowa

#33

ACCOMPLISHMENTS

2020-21: Played in 10 games

SEASON STATS

Opponent	Date	GS	MIN	Total		3-Pointers		Free throws		Rebounds				PF	A	TO	BLK	STL	PTS	AVG
				FG-FGA	PCT	3FG-3FGA	PCT	FT-FTA	PCT	OFF	DEF	TOT	AVG							
Dubuque	11/14/2021		07:57	4-7	.571	2-5	.400	0-0	.000	2	1	3	3.0	0	3	0	0	0	10	10.0
at Arkansas	11/17/2021		00:19	0-0	.000	0-0	.000	0-0	.000	0	0	0	1.5	0	0	0	0	0	0	5.0
Evansville	01/02/2022		02:25	0-0	.000	0-0	.000	0-0	.000	0	1	1	1.3	0	0	0	0	0	0	3.3
Valparaiso	01/05/2022		02:05	1-1	1.000	1-1	1.000	0-0	.000	0	2	2	1.5	0	0	0	0	0	3	3.3
Totals		0	12:46	5-8	.625	3-6	.500	0-0	.000	2	4	6	1.5	0	3	0	0	0	13	3.3

Player Averages

Games Played	Minutes/game	Points/game	FG Pct	3FG Pct	FT Pct	Rebounds/game	Assists/game	Turnovers/game	Assist/Turnover ratio	Steals/game	Blocks/game
4	3.2	3.3	62.5	50.0	0.0	1.5	0.8	0.0	3.0	0.0	0.0

SEASON HIGHS

Points:.....	10
Rebounds:.....	3
Assists:.....	3
Steals:.....	0
Blocks:.....	0
FG Made:	4
FG Attempts:.....	7
3FG Made:	2
3FG Attempts:.....	5
FT Made:.....	0
FT Attempts:	0

CAREER STATS

				Field Goals		3-Point		F-Throws		Rebounds								Scoring		
SEASON	TEAM	GP-GS	MIN/AVG	FG-FGA	FG%	3FG-3FGA	3FG%	FT-FTA	FT%	OFF	DEF	TOT	AVG	PF-FO	A	TO	BLK	STL	PTS	AVG
2020-21	UNI	10-0	20/2.0	1-4	.250	1-2	.500	0-0	.000	0	0	0	0.0	0-0	0	1	0	0	3	0.3
2021-22	UNI	4-0	13/3.2	5-8	.625	3-6	.500	0-0	.000	2	4	6	1.5	0-0	3	0	0	0	13	3.3
TOTAL		14-0	32/2.3	6-12	.500	4-8	.500	0-0	.000	2	4	6	0.4	0-0	3	1	0	0	16	1.1

CAREER HIGHS

Statistic	Value	
Points	10	vs Dubuque 11/14/21
Rebounds	3	vs Dubuque 11/14/21
Assists	3	vs Dubuque 11/14/21
FG Made	4	vs Dubuque 11/14/21
FG Attempts	7	vs Dubuque 11/14/21
3FG Made	2	vs Dubuque 11/14/21
3FG Attempts	5	vs Dubuque 11/14/21





James Betz
6-6, So., Forward
Ventura, Iowa

#34

ACCOMPLISHMENTS

2020-21: Played in 20 games

2019-20: Played in 15 games

SEASON STATS

Opponent	Date	GS	MIN	Total		3-Pointers		Free throws		Rebounds				PF	A	TO	BLK	STL	PTS	AVG
				FG-FGA	PCT	3FG-3FGA	PCT	FT-FTA	PCT	OFF	DEF	TOT	AVG							
Nicholls St.	11/09/2021		06:51	0-1	.000	0-1	.000	2-2	1.000	0	1	1	1.0	1	0	0	0	0	2	2.0
Dubuque	11/14/2021		14:13	4-5	.800	1-2	.500	0-0	.000	0	2	2	1.5	2	0	1	0	0	9	5.5
at Arkansas	11/17/2021		00:19	0-1	.000	0-1	.000	0-0	.000	0	0	0	1.0	0	0	0	0	0	0	3.7
Richmond	12/05/2021		01:56	0-1	.000	0-1	.000	0-0	.000	0	0	0	0.8	1	0	0	0	0	0	2.8
Valparaiso	01/05/2022		02:05	0-0	.000	0-0	.000	0-0	.000	0	0	0	0.6	0	0	0	0	0	0	2.2
Totals			0 25:24	4-8	.500	1-5	.200	2-2	1.000	0	3	3	0.6	4	0	1	0	0	11	2.2

Player Averages

Games Played	Minutes/game	Points/game	FG Pct	3FG Pct	FT Pct	Rebounds/game	Assists/game	Turnovers/game	Assist/Turnover ratio	Steals/game	Blocks/game
5	5.1	2.2	50.0	20.0	100.0	0.6	0.0	0.2	0.0	0.0	0.0

SEASON HIGHS

Points:.....	9
Rebounds:.....	2
Assists:.....	0
Steals:.....	0
Blocks:.....	0
FG Made:	4
FG Attempts:.....	5
3FG Made:	1
3FG Attempts:.....	2
FT Made:.....	2
FT Attempts:	2

CAREER STATS

				Field Goals		3-Point		F-Throws		Rebounds			Scoring							
SEASON	TEAM	GP-GS	MIN/AVG	FG-FGA	FG%	3FG-3FGA	3FG%	FT-FTA	FT%	OFF	DEF	TOT	AVG	PF-FO	A	TO	BLK	STL	PTS	AVG
2019-20	UNI	15-0	87/5.8	16-35	.457	2-11	.182	7-7	1.000	6	11	17	1.1	9-0	3	6	2	1	41	2.7
2020-21	UNI	20-4	193/9.6	32-74	.432	8-23	.348	4-6	.667	12	16	28	1.4	22-0	10	8	5	4	76	3.8
2021-22	UNI	5-0	25/5.1	4-8	.500	1-5	.200	2-2	1.000	0	3	3	0.6	4-0	0	1	0	1	11	2.2
TOTAL		40-4	305/7.6	52-117	.444	11-39	.282	13-15	.867	18	30	48	1.2	35-0	13	15	7	5	128	3.2

CAREER HIGHS

Statistic	Value
Points	16 vs Cornell College 11/20/19
Rebounds	6 vs Bradley 01/11/21
Assists	2 at Richmond 12/09/20, at Illinois St. 02/26/21, vs Illinois St. 03/04/21
Steals	2 vs Bradley 01/10/21
Blocks	3 vs Illinois St. 03/04/21
FG Made	6 vs Cornell College 11/20/19, vs St. Ambrose 12/04/20
FG Attempts	11 vs Cornell College 11/20/19
3FG Made	4 vs Utah St. 11/27/20
3FG Attempts	5 vs Utah St. 11/27/20
FT Made	4 vs Cornell College 11/20/19
FT Attempts	4 vs Cornell College 11/20/19





Noah Carter
6-6, So., Forward
Dubuque, Iowa

#35

ACCOMPLISHMENTS

2020-21: Played in 25 games

2019-20: Played in 27 games

SEASON STATS

Opponent	Date	GS	MIN	Total FG-FGA	PCT	3-Pointers 3FG-3FGA	PCT	Free throws FT-FTA	PCT	Rebounds OFF DEF TOT AVG	PF	A	TO	BLK	STL	PTS	AVG
Nicholls St.	11/09/2021	*	08:05	1-4	.250	0-1	.000	0-0	.000	1 0 1 1.0	0	0	0	0	0	2	2.0
Vermont	11/11/2021		20:25	4-12	.333	2-7	.286	1-1	1.000	0 1 1 1.0	2	0	4	0	1	11	6.5
Dubuque	11/14/2021		19:26	5-8	.625	4-6	.667	3-3	1.000	1 6 7 3.0	2	1	0	1	0	17	10.0
at Arkansas	11/17/2021		09:36	2-5	.400	2-3	.667	2-2	1.000	2 1 3 3.0	0	1	1	0	0	8	9.5
at St. Bonaventure	11/27/2021		16:49	2-6	.333	0-1	.000	0-0	.000	0 2 2 2.8	2	0	0	0	0	4	8.4
at Bradley	12/01/2021		28:17	7-14	.500	2-6	.333	4-4	1.000	1 3 4 3.0	1	0	0	0	0	20	10.3
Richmond	12/05/2021		24:28	5-11	.455	0-4	.000	3-4	.750	0 4 4 3.1	1	1	1	1	0	13	10.7
Jackson St.	12/14/2021		30:48	5-9	.556	0-3	.000	1-4	.250	0 2 2 3.0	0	4	1	0	0	11	10.8
at Marshall	12/18/2021		10:17	3-4	.750	1-2	.500	0-0	.000	0 1 1 2.8	0	2	2	0	0	7	10.3
vs Liberty	12/22/2021		30:00	6-12	.500	2-6	.333	6-7	.857	0 4 4 2.9	1	0	1	2	0	20	11.3
vs Wyoming	12/23/2021		26:16	4-10	.400	1-4	.250	5-6	.833	1 0 1 2.7	3	0	0	0	0	14	11.5
Evansville	01/02/2022		26:41	5-10	.500	1-2	.500	4-5	.800	0 4 4 2.8	2	2	2	0	1	15	11.8
Valparaiso	01/05/2022	*	25:53	9-14	.643	1-4	.250	1-1	1.000	0 4 4 2.9	2	3	1	1	0	20	12.5
at Missouri St.	01/08/2022	*	21:08	7-13	.538	1-4	.250	1-2	.500	0 1 1 2.8	4	1	0	0	1	16	12.7
Indiana St.	01/11/2022	*	23:55	6-10	.600	4-6	.667	1-1	1.000	1 3 4 2.9	4	1	4	0	0	17	13.0
at Southern Ill.	01/15/2022	*	32:47	7-13	.538	0-5	.000	3-4	.750	1 6 7 3.1	2	2	0	1	1	17	13.3
at Valparaiso	01/19/2022	*	36:23	11-17	.647	6-11	.545	5-6	.833	0 10 10 3.5	3	5	0	0	1	33	14.4
Drake	01/22/2022	*	32:29	1-9	.111	0-2	.000	3-4	.750	1 3 4 3.6	3	0	0	1	1	5	13.9
at Evansville	01/26/2022	*	19:35	2-3	.667	0-0	.000	5-6	.833	0 1 1 3.4	3	0	2	0	0	9	13.6
Illinois St.	01/29/2022	*	26:47	7-12	.583	0-3	.000	7-7	1.000	1 2 3 3.4	2	3	3	0	2	21	14.0
Totals			9 470:05	99-196	.505	27-80	.338	55-67	.821	10 58 68 3.4	37	26	22	7	8	280	14.0

Player Averages

Games Played	Minutes/game	Points/game	FG Pct	3FG Pct	FT Pct	Rebounds/game	Assists/game	Turnovers/game	Assist/Turnover ratio	Steals/game	Blocks/game
20	23.5	14.0	50.5	33.8	82.1	3.4	1.3	1.1	1.2	0.4	0.4

Points:.....	33
Rebounds:.....	10
Assists:.....	5
Steals:.....	2
Blocks:.....	2
FG Made:	11
FG Attempts:.....	17
3FG Made:	6
3FG Attempts:.....	11
FT Made:.....	7
FT Attempts:	7

CAREER STATS

			Field Goals		3-Point		F-Throws		Rebounds			Scoring								
SEASON	TEAM	GP-GS	MIN/AVG	FG-FGA	FG%	3FG-3FGA	3FG%	FT-FTA	FT%	OFF	DEF	TOT	AVG	PF-FO	A	TO	BLK	STL	PTS	AVG
2019-20	UNI	27-0	222/8.2	43-78	.551	20-49	.408	9-11	.818	11	35	46	1.7	14-0	4	8	2	4	115	4.3
2020-21	UNI	25-14	685/27.4	101-213	.474	34-109	.312	45-58	.776	27	115	142	5.7	46-0	26	32	11	19	281	11.2
2021-22	UNI	20-9	470/23.5	99-196	.505	27-80	.338	55-67	.821	10	58	68	3.4	37-0	26	22	7	8	280	14.0
TOTAL		72-23	1377/19.1	243-487	.499	81-238	.340	109-136	.801	48	208	256	3.6	97-0	56	62	20	31	676	9.4

CAREER HIGHS

Statistic	Value
Points	33 at Valparaiso 01/19/22
Rebounds	13 vs Indiana St. 02/07/21
Assists	5 at Valparaiso 01/19/22
Steals	4 vs Valparaiso 02/14/21
Blocks	2 vs Indiana St. 02/07/21, vs Liberty 12/22/21
FG Made	11 at Valparaiso 01/19/22
FG Attempts	18 vs Indiana St. 02/07/21
3FG Made	9 vs Western Ky. 11/25/20
3FG Attempts	13 vs Western Ky. 11/25/20
FT Made	7 vs Illinois St. 01/29/22
FT Attempts	7 vs Liberty 12/22/21, vs Illinois St. 01/29/22



UNI MEN'S BASKETBALL



Austin Phyfe
6-9, R-Jr., Forward
Waverly, Iowa

#50

ACCOMPLISHMENTS

2021-22: Preseason Second Team All-MVC, Senior CLASS Award Candidate

2020-21: Third Team All-MVC, NABC Second Team All-District, MVC First Team Scholar-Athlete

2019-20: NABC All-District Team, First Team All-MVC, MVC First Team Scholar-Athlete, MVC Player of the Week

2018-19: Redshirt

2017-18: Played in 28 games

SEASON STATS

Opponent	Date	GS	MIN	Total		3-Pointers		Free throws		Rebounds				PF	A	TO	BLK	STL	PTS	AVG
				FG-FGA	PCT	3FG-3FGA	PCT	FT-FTA	PCT	OFF	DEF	TOT	AVG							
Nicholls St.	11/09/2021	*	32:31	5-8	.625	1-2	.500	9-14	.643	2	7	9	9.0	2	1	1	1	0	20	20.0
Vermont	11/11/2021	*	26:06	4-4	1.000	0-0	.000	3-3	1.000	1	2	3	6.0	0	4	2	0	0	11	15.5
Dubuque	11/14/2021	*	15:28	1-2	.500	0-1	.000	0-0	.000	0	2	2	4.7	1	5	2	1	0	2	11.0
at Arkansas	11/17/2021	*	17:12	0-3	.000	0-1	.000	0-0	.000	0	3	3	4.3	0	2	2	1	0	0	8.3
at St. Bonaventure	11/27/2021	*	22:02	6-8	.750	2-3	.667	1-1	1.000	0	5	5	4.4	1	3	2	0	0	15	9.6
at Bradley	12/01/2021	*	11:18	1-5	.200	0-1	.000	0-0	.000	0	2	2	4.0	1	2	3	0	0	2	8.3
at Marshall	12/18/2021		05:05	0-3	.000	0-1	.000	0-0	.000	0	2	2	3.7	0	1	0	0	0	0	7.1
vs Liberty	12/22/2021		20:52	4-5	.800	0-0	.000	4-5	.800	3	3	6	4.0	1	1	1	0	1	12	7.8
vs Wyoming	12/23/2021		28:02	8-14	.571	0-1	.000	2-4	.500	2	3	5	4.1	4	2	6	0	0	18	8.9
Evansville	01/02/2022	*	04:02	1-1	1.000	1-1	1.000	0-0	.000	0	1	1	3.8	0	0	3	0	0	3	8.3
Valparaiso	01/05/2022		01:03	0-0	.000	0-0	.000	0-0	.000	0	0	0	3.5	0	0	0	0	0	0	7.5
at Missouri St.	01/08/2022		18:35	3-7	.429	0-1	.000	0-0	.000	0	2	2	3.3	3	2	1	1	0	6	7.4
Indiana St.	01/11/2022		12:51	0-2	.000	0-0	.000	2-2	1.000	2	0	2	3.2	0	1	3	2	0	2	7.0
at Southern Ill.	01/15/2022		09:38	2-5	.400	0-0	.000	1-1	1.000	0	0	0	3.0	0	1	2	0	0	5	6.9
at Valparaiso	01/19/2022		11:57	3-4	.750	0-0	.000	1-2	.500	2	2	4	3.1	1	0	2	1	0	7	6.9
Drake	01/22/2022		09:17	3-3	1.000	0-0	.000	1-5	.200	0	2	2	3.0	1	0	1	0	0	7	6.9
at Evansville	01/26/2022		10:38	1-3	.333	0-0	.000	0-0	.000	0	1	1	2.9	0	1	2	1	0	2	6.6
Illinois St.	01/29/2022		08:46	1-2	.500	0-0	.000	1-3	.333	0	1	1	2.8	2	0	1	0	0	3	6.4
Totals			7 265:22	43-79	.544	4-12	.333	25-40	.625	12	38	50	2.8	17	26	34	8	1	115	6.4

Player Averages

Games Played	Minutes/game	Points/game	FG Pct	3FG Pct	FT Pct	Rebounds/game	Assists/game	Turnovers/game	Assist/Turnover ratio	Steals/game	Blocks/game
18	14.7	6.4	54.4	33.3	62.5	2.8	1.4	1.9	0.8	0.1	0.4

SEASON HIGHS

Points:	20
Rebounds:	9
Assists:	5
Steals:	1
Blocks:	2
FG Made:	8
FG Attempts:	14
3FG Made:	1
3FG Attempts:	2
FT Made:	9
FT Attempts:	14

CAREER STATS

SEASON TEAM	GP-GS	MIN/AVG	Field Goals		3-Point		F-Throws		Rebounds				Scoring	
			FG-FGA	FG%	3FG-3FGA	3FG%	FT-FTA	FT%	OFF	DEF	TOT	AVG	PF-FO	A
2017-18 UNI	28-8	274/9.8	32-52	.615	3-6	.500	22-30	.733	19	26	45	1.6	41-2	7
2018-19 UNI	7-0	67/9.6	8-15	.533	0-2	.000	2-5	.400	5	6	11	1.6	16-0	6
2019-20 UNI	31-31	842/27.1	147-219	.671	0-0	.000	52-85	.612	102	153	255	8.2	95-2	65
2020-21 UNI	25-25	676/27.1	128-222	.577	8-25	.320	45-77	.584	54	129	183	7.3	65-2	62
2021-22 UNI	18-7	265/14.7	43-79	.544	4-12	.333	25-40	.625	12	38	50	2.8	17-0	26
TOTAL	109-71	2125/19.5	358-587	.610	15-45	.333	146-237	.616	192	352	544	5.0	234-6	166

CAREER HIGHS

Statistic	Value
Points	22 vs Northern Colo. 11/16/19
Rebounds	18 at Drake 02/29/20, vs Southern Ill. 02/23/20
Assists	7 at Loyola Chicago 02/15/20
Steals	3 at Evansville 02/01/20
Blocks	4 vs Loyola Chicago 01/26/20
FG Made	10 vs Northern Colo. 11/16/19
FG Attempts	18 at Illinois St. 02/27/21
3FG Made	2 vs Missouri St. 02/24/18, at St. Bonaventure 11/27/21
3FG Attempts	3 4 times
FT Made	9 vs Nicholls St. 11/09/21
FT Attempts	14 vs Nicholls St. 11/09/21



GAME-BY-GAME STATS

UNI MEN'S BASKETBALL

Game 1 | UNI vs. Nicholls State - Nov. 9, 2021 McLeod Center | Cedar Falls, Iowa



Official Basketball Box Score - Final

Nicholls St. at UNI

11/09/21 McLeod Center, Cedar Falls
2021-22 Men's Basketball

Game Time: 7:07 PM

Game Duration: 2:16

Attendance: 2,328

Officials: Jeff Mahan, Tommy Johnson, Dave Gusic

Nicholls St. - 62

Record: 1-0

NO. Name	Min	FG	3P	FT	Rebounds	Fouls	TP	AS	TO	ST	Blocks	BS	BA	+/-
35 Rhyne Lyons	C 22:55	2-6	0-1	0-2	1 3 4	5 2 4	2	1	0	0	0	0	0	0
0 Ty Gordon	G 33:52	9-17	1-6	0-2	0 3 3	3 4 19	1	2	0	0	0	0	0	0
5 Pierce Spencer	G 36:53	1-6	0-3	0-0	2 9 11	3 1 2	3	0	0	0	0	0	0	-2
11 Latrell Jones	G 28:04	2-4	2-3	1-6	0 3 3	2 3 7	1	2	0	0	0	0	0	0
14 Davante Carter	G 33:54	3-6	0-1	6-6	2 3 5	3 3 12	1	0	2	0	1	0	0	-2
22 Manny Little	13:10	2-2	0-0	0-0	2 2 4	0 0 4	0	0	0	0	0	0	0	-6
1 Emmanuel Little	16:37	2-3	1-2	0-2	1 4 5	2 2 5	0	2	1	0	0	0	0	6
13 Mekhi Collins	02:41	0-0	0-0	0-0	2 2 2	0 0 0	0	0	0	0	0	0	0	7
4 Caleb Huffman	11:54	4-7	1-2	0-0	0 1 1	1 1 9	0	2	1	0	0	0	0	7
Team					0 0 0	0 0 0	0	0	1					
Totals		25-51	5-18	7-18	6 30 36	25 16 62	8	10	4	0	1	4		

Technical Fouls: NONE

Shooting By Period	1st FG%	2nd FG%	3rd FG%	FT%
1st FG%	13.24	54.2%		
3PT%	3-9	33.3%		
FT%	2-2	100%		
2nd FG%	12-27	44.4%		
3PT%	2-9	22.2%		
FT%	5-16	31.3%		
GM FG%	25-51	49.0%		
3PT%	5-18	27.8%		
FT%	7-18	38.9%		
Dead Ball Rebounds:	6	3		

UNI - 58

Record: 0-1

NO. Name	Min	FG	3P	FT	Rebounds	Fouls	TP	AS	TO	ST	Blocks	BS	BA	+/-
35 Noah Carter	F 08:05	1-4	0-1	0-0	1 0 1	0 1 2	0	0	0	0	0	0	0	-3
50 Austin Phyle	F 32:31	5-8	1-2	9-14	2 7 9	2 9 20	1	1	0	1	0	0	0	-1
0 Nate Heise	G 29:56	1-4	0-1	2-4	1 1 2	2 2 4	2	2	1	0	0	0	0	-14
4 AJ Green	G 35:39	1-14	0-7	2-2	0 5 5	3 3 4	2	2	2	0	0	0	0	-2
11 Trae Berlow	G 35:06	2-6	2-6	1-3	0 2 2	3 2 7	0	2	0	0	0	0	0	3
3 Tywon Pickford	29:21	4-8	0-4	5-6	2 3 5	0 3 13	1	1	2	0	0	0	0	-4
22 Antwan Kimmons	15:21	1-5	0-1	4-7	1 2 3	3 4 6	0	0	0	0	0	0	0	-1
32 Tylan Anderson	07:10	0-0	0-0	0-0	0 0 0	2 0 0	0	0	0	0	0	0	0	2
34 James Betz	06:51	0-1	0-1	2-2	0 1 1	1 1 2	0	0	0	0	0	0	0	0
Team					0 0 0	0 0 0	0	0	0					
Totals		15-50	3-23	25-38	7 21 28	16 25 58	6	8	5	1	0	4		

Technical Fouls: NONE

Shooting By Period	1st FG%	2nd FG%	3rd FG%	FT%
1st FG%	8-22	20.0%		
3PT%	2-10	20.0%		
FT%	11-17	64.7%		
2nd FG%	7-28	25.0%		
3PT%	1-13	7.7%		
FT%	14-21	66.7%		
GM FG%	15-50	30.0%		
3PT%	3-23	13.0%		
FT%	25-38	65.8%		
Dead Ball Rebounds:	8	4		

	NSU	UNI
Biggest lead	11 (2nd 4:02)	10 (1st 15:28)
Best Scoring Run	11 (1st 10:26)	8 (1st 15:28)
Lead Changes	5	
Times Tied	8	
Time with Lead	16:45	14:47

Points from	NSU	UNI
Turnovers	5	6
Paint	36	16
Second Chance	10	5
Fast Breaks	7	6
Bench	18	21

Period by Period Scoring	1st	2nd	TOT
NSU	31	31	62
UNI	29	29	58

Game 3 | UNI vs. Dubuque - Nov. 14, 2021 McLeod Center | Cedar Falls, Iowa



Official Basketball Box Score - Final

Dubuque at UNI

11/14/21 McLeod Center, Cedar Falls
2021-22 Men's Basketball

Game Time: 5:00 PM

Game Duration: 1:44

Attendance: 1,307

Officials: Ervin Wilson, Owen Short, Brian McMill

Dubuque - 58

Record: 1-2

NO. Name	Min	FG	3P	FT	Rebounds	Fouls	TP	AS	TO	ST	Blocks	BS	BA	+/-
30 Levi Scheuermann	F 20:08	3-8	1-5	0-0	0 4 4	0 0 0	7	1	1	1	0	0	0	-27
34 Keegan Zimmerman	F 21:28	3-9	2-7	2-2	0 1 1	1 3 1	10	0	3	0	0	1	0	-25
1 Brock Simon	G 21:38	1-2	0-1	2-2	1 0 1	1 3 1	4	2	0	0	0	0	0	-21
20 Sam Kilburg	G 19:58	1-4	0-2	0-0	0 2 2	1 1 2	2	0	2	0	0	0	0	-21
33 Peter Ragan	G 24:44	2-10	1-4	0-0	2 1 3	2 1 5	5	1	1	0	0	1	0	-28
24 Jaylin McCants	19:33	2-6	0-3	3-6	0 2 2	1 5 7	1	1	1	1	0	0	0	-15
25 Josh Hammer	22:24	2-7	1-5	0-0	0 2 2	0 0 5	1	1	1	0	0	0	0	-24
32 Dylan Anderson	17:38	4-6	1-3	0-0	4 2 6	0 1 9	3	1	0	0	0	0	0	-5
23 Hunter Snyder	15:51	1-3	1-3	0-0	1 0 1	1 1 3	0	1	0	0	0	0	0	-16
5 Zach Tucker	05:16	0-0	0-0	0-0	0 0 0	0 0 0	0	0	0	0	0	0	0	-6
5 Hunter Karpinski	04:11	2-3	2-3	0-0	0 0 0	0 0 0	0	0	0	0	0	0	0	0
10 Alex Koppes	03:40	0-1	0-0	0-0	0 0 0	0 0 0	0	0	0	0	0	0	0	-3
0 Carl Amos	02:29	0-0	0-0	0-0	0 0 0	0 0 0	0	0	0	0	0	0	0	0
2 Myles Leavy	00:31	0-0	0-0	0-0	0 0 0	0 0 0	0	0	0	0	0	0	0	3
3 Jalen Kruse	00:31	0-0	0-0	0-0	0 0 0	0 0 1	0	0	0	0	0	0	0	3
Team					1 2 3	0 0 1	0	1						
Totals		21-59	9-36	7-10	9 16 25	11 13 58	12	11	3	0	2	37		

Technical Fouls: NONE

Shooting By Period	1st FG%	2nd FG%	3rd FG%	FT%
1st FG%	19-28	67.9%		
3PT%	3-10	30.0%		
FT%	4-4	100%		
2nd FG%	13-27	48.1%		
3PT%	6-16	37.5%		
FT%	3-6	50%		
GM FG%	21-59	35.6%		
3PT%	9-36	25.0%		
FT%	7-10	70.0%		
Dead Ball Rebounds:	3	0		

UNI - 95

Record: 1-2

NO. Name	Min	FG	3P	FT	Rebounds	Fouls	TP	AS	TO	ST	Blocks	BS	BA	+/-
50 Austin Phyle	F 15:28	1-2	0-1	0-0	0 2 2	1 1 2	5	2	0	1	0	0	0	7
0 Nate Heise	G 20:27	3-4	0-0	1-2	0 0 0	2 1 7	0	0	1	0	0	0	0	9
3 Tywon Pickford	G 16:15	6-8	0-1	1-1	0 3 3	0 1 13	2	1	0	0	0	0	0	9
4 AJ Green	G 21:06	2-6	1-3	0-0	0 2 2	1 1 5	4	2	0	0	0	0	0	15
11 Trae Berlow	G 19:54	3-5	2-3	0-0	1 4 5	0 1 8	1	2	1	0	0	0	0	17
13 Bowen Born	16:32	2-2	1-1	0-0	0 0 0	1 1 5	3	1	0	0	0	0	0	26
22 Antwan Kimmons	22:32	5-9	3-6	0-0	1 0 1	2 0 13	5	1	2	0	0	0	0	28
35 Noah Carter	19:26	5-8	4-6	3-3	1 6 7	2 3 17	1	0	0	1	0	0	0	26
32 Tylan Anderson	19:51	2-5	0-1	0-1	3 2 5	1 2 4	1	0	0	0	0	0	0	23
34 James Betz	14:13	4-5	1-2	0-0	0 2 2	1 9 0	1	0	0	0	0	0	0	17
33 Drew Daniel	07:57	4-7	2-5	0-0	2 1 3	0 0 10	3	0	0	0	0	0	0	4
22 Derek Krogmann	06:19	1-1	0-0	0-0	1 0 1	0 0 2	1	0	1	0	0	0	0	-4
Team					2 5 7	0 0 0	0	0						
Totals		38-62	14-29	5-7	10 28 38	13 11 95	26	10	5	2	0	37		

Technical Fouls: NONE

Shooting By Period	1st FG%	2nd FG%	3rd FG%	FT%
1st FG%	19-28	67.9%		
3PT%	8-14	57.1%		
FT%	3-4	75%		
2nd FG%	19-34	55.9%		
3PT%	6-15	40.0%		
FT%	2-3	66.7%		
GM FG%	38-62	61.3%		
3PT%	14-29	48.3%		
FT%	5-7	71.4%		
Dead Ball Rebounds:	0	1		

	Dub	UNI
Biggest lead	0 (1st 20:00)	43 (2nd 0:51)
Best Scoring Run	6 (2nd 0:03)	13 (1st 9:21)
Lead Changes	0	
Times Tied	1	
Time with Lead	00:00	38:42

Points from	Dub	UNI
Turnovers	13	11
Paint	20	44
Second Chance	6	14
Fast Breaks	0	9
Bench	30	60

Period by Period Scoring	1st	2nd	TOT
Dub	23	35	58
UNI	49	46	95

Game 2 | UNI vs. Vermont - Nov. 11, 2021 McLeod Center | Cedar Falls, Iowa



Official Basketball Box Score - Final

Vermont at UNI

11/11/21 McLeod Center, Cedar Falls
2021-22 Men's Basketball

Game Time: 5:07 PM

Game Duration: 1:50

Attendance: 1,773

Officials: Gerry Pollard, Randy Heermann, Brooks Wells

Vermont - 71

Record: 1-0

NO. Name		Min	FG M-A	3P M-A	FT R	Rebouts FT	Fouls PF	TD	AS	TO	ST	Blocks BS	+/-
14 Isaiah Powell	F	32:31	7-15	3-9	0-0	2 3 5	1 3 17	2	1	1	1	0	7
32 Nick Fiorillo	F	16:55	1-5	0-3	0-0	1 2 3	2 2 2	3	1	1	0	0	8
4 Kam Gibson	G	18:44	3-5	1-2	0-0	0 1 1	1 0 7	0	1	0	0	0	-2
24 Ben Shungu	G	30:38	6-11	3-7	4-4	0 7 7	4 4 19	1	4	2	0	0	8
55 Robin Duncan	G	28:07	3-4	1-2	0-0	1 10 11	1 1 7	1	7	4	0	0	-3
1 Aaron Delaney		17:05	1-5	0-1	0-0	0 0 0	0 3 0	2	2	1	0	0	18
15 Finn Sullivan		19:53	3-8	2-6	0-0	2 2 2	2 0 8	1	1	0	3	1	16
21 Justin Mazzulla		26:07	3-6	1-3	2-2	0 2 2	3 1 9	2	1	0	0	0	17
12 Bailey Patella		08:22	0-1	0-0	0-0	0 3 3	0 0 0	0	1	0	2	0	-2
34 Georges Lefebvre		01:38	0-0	0-0	0-0	0 0 0	0 0 0	0	0	0	0	0	1
Team													
Total			27-61	11-29	6-6	4 21 26	17 11 11	11	12	16	10	2	14

Game 5 | UNI at #16 St. Bonaventure - Nov. 27, 2021

Reilly Center | Allegany, N.Y.



Official Basketball Box Score - Final
UNI at St. Bonaventure
 11/27/21 Reilly Center, St. Bonaventure, N.Y.
 2021-22 St. Bonaventure Men's Basketball

Game Time: 2:00 PM
 Game Duration: 1:48
 Attendance: 4,296

Officials: Jeffrey Clark, Sean Hul, Mike Milone

UNI - 90

Record: 2-3

															Shooting By Period			
NO.	Name	Min	FG	3P	FT	Rebounds	Fouls	TP	AS	TO	ST	Blocks	BS	+/-	1st FG	1st 3P	1st FT	
50	Austin Phyle	F 22:02	6-8	2-3	1-1	0	5	5	1	2	15	3	2	0	1	13	3PT%	
0	Nate Heise	G 29:34	6-9	2-4	1-2	0	7	7	3	1	15	0	3	1	0	16	8-17 47.1%	
3	Tywhon Pickford	G 29:52	2-3	1-1	0-0	5	4	9	0	0	5	2	0	0	0	17	3-3 100%	
4	AJ Green	G 35:46	11-18	9-15	4-5	0	5	5	0	35	4	3	0	0	0	6	14-27 51.9%	
11	Trae Berhow	G 14:47	2-5	1-3	0-0	0	2	2	0	0	5	1	0	0	0	11	7-11 63.6%	
13	Bowen Born	26:53	1-5	0-4	4-4	0	2	2	3	5	6	4	2	1	0	0	3PT%	
35	Noah Carter	16:49	2-6	0-1	0-0	0	2	2	2	0	4	0	0	0	0	-17	8-11 72.7%	
1	Cole Henry	15:15	2-6	0-0	1-2	0	4	4	1	1	5	3	0	0	0	1	5-11 45.5%	
22	Antwan Kimmons	09:02	0-2	0-0	0-0	0	2	2	0	0	0	0	2	0	1	-1	7-11 63.6%	
Team						2	1	3	0	0	0	0	0	0	0	0	Dead Ball Rebounds: 1	
Totals			32-62	15-31	11-14	7	34	41	10	14	90	17	10	4	0	3	10	

Technical Fouls: NONE

St. Bonaventure - 80

Record: 5-1

NO. Name		Min	FG	3P	FT	Rebounds	Fouls	TP	AS	TO	ST	Blocks	BS	BA	+/-
Shooting By Period															
1st FG		11-30	36.7%												
3PT%		4-13	30.8%												
FT%		8-10	80%												
2nd FG															
3PT%		16-38	47.4%												
FT%		8-8	100%												
3rd FG															
3PT%		27-41	65.9%												
FT%		12-14	85.7%												
4th FG		11-30	36.7%												
3PT%		4-13	30.8%												
FT%		8-10	80%												
5th FG		16-38	47.4%												
FT%		8-8	100%												
6th FG		11-30	36.7%												
3PT%		4-13	30.8%												
FT%		8-10	80%												
7th FG		16-38	47.4%												
FT%		8-8	100%												
8th FG		11-30	36.7%												
3PT%		4-13	30.8%												
FT%		8-10	80%												
9th FG		16-38	47.4%												
FT%		8-8	100%												
10th FG		11-30	36.7%												
3PT%		4-13	30.8%												
FT%		8-10	80%												
11th FG		16-38	47.4%												
FT%		8-8	100%												
12th FG		11-30	36.7%												
3PT%		4-13	30.8%												
FT%		8-10	80%												
13th FG		16-38	47.4%												
FT%		8-8	100%												
14th FG		11-30	36.7%												
3PT%		4-13	30.8%												
FT%		8-10	80%												
15th FG		16-38	47.4%												
FT%		8-8	100%												
16th FG		11-30	36.7%												
3PT%		4-13	30.8%												
FT%		8-10	80%												
17th FG		16-38	47.4%												
FT%		8-8	100%												
18th FG		11-30	36.7%												
3PT%		4-13	30.8%												
FT%		8-10	80%												
19th FG		16-38	47.4%												
FT%		8-8	100%												
20th FG		11-30	36.7%												
3PT%		4-13	30.8%												
FT%		8-10	80%												
21st FG		16-38	47.4%												
FT%		8-8	100%												
22nd FG		11-30	36.7%												
3PT%		4-13	30.8%												
FT%		8-10	80%												
23rd FG		16-38	47.4%												
FT%		8-8	100%												
24th FG		11-30	36.7%												
3PT%		4-13	30.8%												
FT%		8-10	80%												
25th FG		16-38	47.4%												
FT%		8-8	100%												
26th FG		11-30	36.7%												
3PT%		4-13	30.8%												
FT%		8-10	80%												
27th FG		16-38	47.4%												
FT%		8-8	100%												
28th FG		11-30	36.7%												
3PT%		4-13	30.8%												
FT%		8-10	80%												
29th FG		16-38	47.4%												
FT%		8-8	100%												
30th FG		11-30	36.7%												
3PT%		4-13	30.8%												
FT%		8-10	80%												
31st FG		16-38	47.4%												
FT%		8-8	100%												
32nd FG		11-30	36.7%												
3PT%		4-13	30.8%												
FT%		8-10	80%												
33rd FG		16-38	47.4%												
FT%		8-8	100%												
34th FG		11-30	36.7%												
3PT%		4-13	30.8%												
FT%		8-10	80%												
35th FG		16-38	47.4%												
FT%		8-8	100%												
36th FG		11-30	36.7%												
3PT%		4-13	30.8%												
FT%		8-10	80%												
37th FG		16-38	47.4%												
FT%		8-8	100%												
38th FG		11-30	36.7%												
3PT%		4-13	30.8%												
FT%		8-10	80%												
39th FG		16-38	47.4%												
FT%		8-8	100%												
40th FG		11-30	36.7%												
3PT%		4-13	30.8%												
FT%		8-10	80%												
41st FG		16-38	47.4%												
FT%		8-8	100%												
42nd FG		11-30	36.7%												
3PT%		4-13	30.8%												
FT%		8-10	80%												
43rd FG		16-38	47.4%												
FT%		8-8	100%												
44th FG		11-30	36.7%												
3PT%		4-13	30.8%												
FT%		8-10	80%												
45th FG		16-38	47.4%												
FT%		8-8	100%												
46th FG		11-30	36.7%												
3PT%		4-13	30.8%												
FT%		8-10	80%												
47th FG		16-38	47.4%												
FT%		8-8	100%												
48th FG		11-30	36.7%												
3PT%		4-13	30.8%												
FT%		8-10	80%												
49th FG		16-38	47.4%												
FT%		8-8	100%												
50th FG		11-30	36.7%												
3PT%		4-13	30.8%												
FT%		8-10	80%												
51st FG		16-38	47.4%												
FT%		8-8	100%												
52nd FG		11-30	36.7%												
3PT%		4-13	30.8%												
FT%		8-10	80%												
53rd FG		16-38	47.4%												
FT%		8-8	100%												
54th FG		11-30	36.7%												
3PT%		4-13	30.8%												
FT%		8-10	80%												
55th FG		16-38	47.4%												
FT%		8-8	100%												
56th FG		11-30	36.7%												
3PT%		4-13	30.8%												
FT%		8-10	80%												
57th FG		16-38	47.4%												
FT%		8-8	100%												
58th FG		11-30	36.7%												
3PT%		4-13	30.8%												
FT%		8-10	80%												
59th FG		16-38	47.4%												
FT%		8-8	100%												
60th FG		11-30	36.7%												
3PT%		4-13	30.8%												
FT%		8-10	80%												
61st FG		16-38	47.4%												
FT%		8-8	100%												
62nd FG		11-30	36.7%												
3PT%		4-13	30.8%												
FT%		8-10	80%												
63rd FG		16-38	47.4%												
FT%		8-8	100%												
64th FG		11-30	36.7%												
3PT%		4-13	30.8%												
FT%		8-10	80%												
65th FG		16-38	47.4%												
FT%		8-8	100%												
66th FG		11-30	36.7%												
3PT%		4-13	30.8%												
FT%		8-10	80%												
67th FG		16-38	47.4%												
FT%		8-8	100%												
68th FG		11-30	36.7%												
3PT%		4-13	30.8%												
FT%		8-10	80%												
69th FG		16-38	47.4%												
FT%		8-8	100%												
70th FG		11-30	36.7%												
3PT%		4-13	30.8%												
FT%		8-10	80%												
71st FG		16-38	47.4%												
FT%		8-8	100%												
72nd FG		11-30	36.7%												
3PT%		4-13	30.8%												
FT%		8-10	80%												
73rd FG		16-38	47.4%												
FT%		8-8	100%												
74th FG		11-30	36.7%												
3PT%		4-13	30.8%												
FT%		8-10	80%												
75th FG		16-38	47.4%												
FT%		8-8	100%												
76th FG		11-30	36.7%												
3PT%		4-13	30.8%												
FT%		8-10	80%												
77th FG		16-38	47.4%												
FT%		8-8	100%												
78th FG		11-30	36.7%												
3PT%		4-13	30.8%												
FT%		8-10	80%												
79th FG		16-38	47.4%												
FT%		8-8	100%												
80th FG		11-30	36.7%												
3PT%		4-13	30.8%												
FT%		8-10	80%												
81st FG		16-38	47.4%												
FT%		8-8	100%												
82nd FG		11-30	36.7%												
3PT%		4-13	30.8%												
FT%		8-10	80%												
83rd FG		16-38	47.4%												
FT%		8-8	100%												
84th FG		11-30	36.7%												
3PT%		4-13	30.8%												
FT%		8-10	80%												
85th FG		16-38	47.4%												
FT%		8-8	100%												
86th FG		11-30	36.7%												
3PT%		4-13	30.8%												
FT%		8-10	80%												
87th FG		16-38	47.4%												
FT%		8-8	100%												
88th FG		11-30	36.7%												
3PT%		4-13	30.8%												
FT%		8-10	80%												
89th FG		16-38	47.4%												
FT%		8-8	100%												
90th FG		11-30	36.7%												
3PT%		4-13	30.8%												
FT%		8-10	80%												
91st FG		16-38	47.4%												
FT%		8-8	100%												
92nd FG		11-30	36.7%												
3PT%		4-13	30.8%												
FT%		8-10	80%												
93rd FG		16-38	47.4%												
FT%		8-8	100%												
94th FG		11-30	36.7%												
3PT%		4-13	30.8%												
FT%		8-10	80%												
95th FG		16-38	47.4%												
FT%		8-8	100%												
96th FG		11-30	36.7%												
3PT%		4-13	30.8%												
FT%		8-10	80%												
97th FG		16-38	47.4%												
FT%		8-8	100%												
98th FG		11-30	36.7%												
3PT%		4-13	30.8%												
FT%		8-10	80%												
99th FG		16-38	47.4%												
FT%		8-8	100%												
100th FG		11-30	36.7%												
3PT%		4-13	30.8%												
FT%		8-10	80%												
101st FG		16-38	47.4%												
FT%		8-8	100%												
102nd FG		11-30	36.7%												
3PT%		4-13	30.8%												
FT%		8-10	80%												
103rd FG		16-38	47.4%												
FT%		8-8	100%												
104th FG		11-30	36.7%												
3PT%		4-13	30.8%												
FT%		8-10	80%												
105th FG		16-38	47.4%												
FT%		8-8	100%												
106th FG		11-30	36.7%												
3PT%		4-13	30.8%												
FT%		8-10	80%												
107th FG		16-38	47.4%												
FT%		8-8	100%												
108th FG		11-30	36.7%												
3PT%		4-13	30.8%												
FT%		8-10	80%												
109th FG		16-38	47.4%												
FT%		8-8	100%												
110th FG		11-30	36.7%												
3PT%		4-13	30.8%												
FT%		8-10	80%												
111th FG		16-38	47.4%												
FT%		8-8	100%												
112th FG		11-30	36.7%												
3PT%		4-13	30.8%												
FT%		8-10	80%												
113th FG		16-38	47.4%												
FT%		8-8	100%												
114th FG		11-30	36.7%												
3PT%		4-13	30.8%												
FT%		8-10	80%												
115th FG		16-38	47.4%												
FT%		8-8	100%												
116th FG		11-30	36.7%												
3PT%		4-13	30.8%												
FT%		8-10	80%												
117th FG		16-38	47.4%												
FT%		8-8	100%												
118th FG		11-30	36.7%												
3PT%		4-13	30.8%												
FT%		8-10	80%												
119th FG		16-38	47.4%												
FT%		8-8	100%												
120th FG		11-30	36.7%												
3PT%		4-13	30.8%												
FT%		8-10	80%												
121st FG		16-38	47.4%												
FT%		8-8	100%												
122nd FG		11-30	36.7%												
3PT%		4-13	30.8%												
FT%		8-10	80%												
123rd FG															

Technical Fouls: NONE

		UNI	SBUM
Biggest lead	19 (2 nd 17:39)	8 (1 st 15:20)	
Best Scoring Run	14 (1 st 0:58)	8 (1 st 15:20)	
Lead Changes	6		
Times Tied	5		
Time with Lead	23:38	12:02	

		UNI	SBUM
Points from Turnovers	9	12	
Paint	30	26	
Second Chance	10	6	
Fast Breaks	4	15	
Bench	15	0	

Period by Period Scoring

1st 2nd TOT

UNI 47 43 90

SBUM 34 46 80

Game 6 | UNI at Bradley - Dec. 1, 2021

Carver Arena | Peoria, Ill.



Official Basketball Box Score - Final
UNI at Bradley
 12/01/21 Carver Arena, Peoria
 2021-22 Men's Basketball

Game Time: 7:02 PM
 Game Duration: 2:02
 Attendance: 3,051

Officials: Randy Heimerman, Brad Ferris, Mike O'Neill

UNI - 69

Record: 2-4 (0-1)

NO.	Name	Min	FG		3P		Rebounds		Fouls		TP	AS	TO	Blocks		ST	BS	Shooting By Period	
			M	A	M	A	OR	DR	OT	P				F	1st			FG	3PT
50	Austin Phyle	11:17	1-5	1-1	0-0	0	2	2	1	0	2	2	3	0	0	0	0	0	1st FG 29:29 34.5%
0	Nate Heise	G 29:48	3-5	2-2	0-0	0	4	4	1	0	8	1	1	2	0	0	1	3PT% 2-12 16.7%	
3	Tywhon Pickford	G 15:42	0-4	0-3	0-0	0	1	1	0	0	0	0	1	0	0	0	0	FG 6-7 85.7%	
4	AJ Green	G 36:50	11-18	5-9	3-3	0	1	1	3	4	30	3	2	0	0	1	0	2nd FG 15:27 55.6%	
11	Trae Berhow	G 36:15	1-5	0-2	0-0	1	5	6	3	1	2	0	1	2	0	0	0	3PT% 8-14 57.1%	
1	Cole Henry	21:19	1-2	0-0	2-5	0	4	4	1	4	4	4	1	0	1	0	0	1st FG 25:58 44.8%	
13	Bowen Born	17:11	1-3	1-3	0-0	0	2	2	3	1	3	1	1	0	0	0	1	GM FG 3PT% 10-26 38.5%	
35	Noah Carter	28:17	7-14	2-6	4-4	1	3	4	1	3	20	0	0	0	0	0	0	3PT% 10-26 38.5%	
22	Antwan Kimmons	03:21	0-0	0-0	0-0	0	0	0	0	0	0	0	0	1	0	0	0	FG 9-12 75.0%	
Team							2 3 5						0 2				Dead Ball Rebounds: 0-0		
Totals			25-56	10-26	9-12	4	25	29	13	13	69	12	11	6	1	2	-2		

Technical Fouls: NONE

Bradley - 71

Record: 3-5 (1-3)

NO.	Name		Min	FG		3P		FTA		Rebounds		Fouls		TP	AS	TO	Blocks		BS	BA	Shooting By Period																				
				M	A	M	A	M	A	OR	DR	FT	FF				TS	ST			ST	1st FG	1st 3PT	1st 45.7%																	
14	Malev Lyons	F	33:45	1-4	0-2	0-0	0	2	6	8	1	0	2	3	1	0	0	0	1	1st FG	16-35	45.7%																			
22	Ja'Shon Henry	F	29:10	3-6	0-0	0-0	0	0	2	0	2	1	6	0	2	1	0	0	0	1	3PT%	4-14	28.6%																		
51	Rienk Mast	F	30:08	2-7	0-4	2-3	2	9	11	3	3	6	0	1	2	0	1	0	0	1	2nd FG	11-24	45.8%																		
0	Terry Roberts	G	30:42	9-18	2-6	0-0	1	1	2	2	3	20	3	2	1	0	0	0	0	0	1st FG	12-21	57.1%																		
23	Ville Tahvanainen	G	23:53	5-11	4-8	0-0	0	4	4	0	0	14	1	1	0	0	0	0	0	0	3PT%	5-7	71.4%																		
1	Ari Boya		07:28	0-1	0-0	2-4	1	1	2	2	2	2	1	0	0	0	0	0	0	0	GM FG	27-59	45.8%																		
10	Connor Hickman		18:34	5-6	2-4	0-0	0	0	0	0	3	1	12	0	0	0	0	0	0	0	3PT%	9-26	34.6%																		
5	Mikey Howell		18:39	2-3	1-2	3-4	0	3	3	3	0	2	8	3	3	1	1	1	0	0	FT%	8-13	61.5%																		
35	Darius Hannah		07:41	0-1	0-0	1-2	0	3	3	3	0	1	1	1	1	2	1	0	3																						
Team																																									
Totals																						27-59		9-26		8-13		8		30		38		13		13		71		12	
																																						Dead Ball Rebounds: 4			

Technical Fouls: NONE

		UNI	BRA
Biggest lead	5 (1 st 16:06)	14 (2 nd 19:42)	
Best Scoring Run	10 (2 nd 16:13)	3 (1 st 3:47)	
Lead Changes	3		
Times Tied	5		
Time with Lead	10:06	27:50	

		UNI	BRA
Points from Turnovers	11	11	
Paint	22	30	
Second Chance	4	8	
Fast Breaks	0	13	
Bench	27	23	

Period by Period Scoring

1st 2nd TOT

UNI 28 41 69

BRA 39 32 71

Game 7 | UNI vs. Richmond - Dec. 5, 2021

McLeod Center | Cedar Falls, Iowa



Official Basketball Box Score - Final
Richmond at UNI
 12/05/21 McLeod Center, Cedar Falls
 2021-22 Men's Basketball

Game Time: 1:00 PM
 Game Duration: 1:41
 Attendance: 2,337

Officials: Jeff Haman, Antonio Petty, Kelly Self

Richmond - 60

Record: 5-4

Shooting By Period														
1st FG	3P	FT	Reb	Fouls	TP	AS	TO	ST	Blocks	BS	BA	+/-		
11.35	31.4%	3-17	17.6%	3-17	31.4%	3-17	31.4%	3-17	31.4%	3-17	31.4%	3-17	31.4%	
FT%	55	60%	13-25	52.0%	3-16	18.8%	3-16	18.8%	3-16	18.8%	3-16	18.8%	3-16	
2nd FG <td>13.05</td> <td>52.0%</td> <td>3-16</td> <td>18.8%</td> <td>3-16</td> <td>18.8%</td> <td>3-16</td> <td>18.8%</td> <td>3-16</td> <td>18.8%</td> <td>3-16</td> <td>18.8%</td> <td>3-16</td> <td></td>	13.05	52.0%	3-16	18.8%	3-16	18.8%	3-16	18.8%	3-16	18.8%	3-16	18.8%	3-16	
FT%	0	0%	3-16	18.8%	3-16	18.8%	3-16	18.8%	3-16	18.8%	3-16	18.8%	3-16	
3rd FG <td>24.60</td> <td>0%</td> <td>3-16</td> <td>18.8%</td> <td>3-16</td> <td>18.8%</td> <td>3-16</td> <td>18.8%</td> <td>3-16</td> <td>18.8%</td> <td>3-16</td> <td>18.8%</td> <td>3-16</td> <td></td>	24.60	0%	3-16	18.8%	3-16	18.8%	3-16	18.8%	3-16	18.8%	3-16	18.8%	3-16	
FT%	35.7	33.3%	3-5	60.0%	3-5	60.0%	3-5	60.0%	3-5	60.0%	3-5	60.0%	3-5	
4th FG <td>24.60</td> <td>0%</td> <td>3-5</td> <td>60.0%</td> <td>3-5</td> <td>60.0%</td> <td>3-5</td> <td>60.0%</td> <td>3-5</td> <td>60.0%</td> <td>3-5</td> <td>60.0%</td> <td>3-5</td> <td></td>	24.60	0%	3-5	60.0%	3-5	60.0%	3-5	60.0%	3-5	60.0%	3-5	60.0%	3-5	
FT%	35.7	33.3%	3-5	60.0%	3-5	60.0%	3-5	60.0%	3-5	60.0%	3-5	60.0%	3-5	
Dead Ball Rebounds: 2														

Technical Fouls: NONE

UNI - 52

Record: 2-5

UNI - 52		Record: 2-5										Technical Fouls: NONE									
NO.	Name	Min	FG	3P	FT	Rebounds	Fouls	TP	AS	TO	ST	Blocks	BS	BA	+/-						
		22:27	M-A	M-A	M-A	DR	OR	PF	FF	FD											
1	Cole Henry	F	22:27	2-3	0-0	1-2	1	4	5	0	2	5	3	2	1	0					
0	Nate Heise	G	28:02	4-7	0-2	0-0	0	4	4	2	1	8	0	1	2	0	-7				
3	Tywhon Pickford	G	11:58	0-0	0-0	0	1	2	0	0	1	1	0	0	0	-6					
4	AJ Green	G	36:54	2-12	2-9	0-0	0	9	9	1	2	6	1	2	0	-7					
11	Trae Berhow	G	35:02	3-9	1-6	0-0	0	4	4	3	0	7	1	3	0	-9					
13	Bowen Born		14:09	1-2	0-0	0-0	0	1	1	0	0	2	1	1	0	-10					
35	Noah Carter		24:28	5-11	0-4	3-4	0	4	4	1	2	13	1	1	0	-2					
22	Antwan Kimmons		13:10	1-4	0-0	0-0	0	1	1	1	0	2	0	0	0	0					
32	Tyran Anderson		11:54	4-4	0-0	1-3	0	0	0	1	2	9	0	0	1	0	-1				
34	James Betz		01:56	0-1	0-1	0-0	0	0	0	1	0	0	0	0	0	-2					
Team						0	3	4	0	0	0	0	0	0	0	0					
Totals			22-53	3-22	5-9	3	31	34	10	9	52	8	12	4	1	1					
Shooting By Period																					
1st		FG%	12-26	45.1%																	
2nd		FG%	3-13	23.1%																	
3rd		FG%	0-1	0%																	
4th		FG%	10-27	37.0%																	
OT		FG%	0-9	0%																	
FT%		5-8	62.5%																		
GM FG%		22-53	41.5%																		
3PT%		3-22	13.6%																		
FT%		5-9	55.6%																		
Dead Ball Rebounds: 2																					

Technical Fouls: NONE

		RIC	UNI
--	--	-----	-----

GAME-BY-GAME STATS

UNI MEN'S BASKETBALL

Game 9 | UNI at Marshall - Dec. 18, 2021 Cam Henderson Center | Huntington, W.Va.



Official Basketball Box Score - Final
UNI at Marshall
12/18/21 Simpfendorfer Arena at Stan Sheriff Center, Honolulu, HI
2021-22 Men's Basketball

Game Time: 4:00 PM
Game Duration: 1:47
Attendance: 3,949

Officials: Steve Divine, John St. Clair, Shane Stages

UNI - 75

Record: 4-5

NO. Name	Min	FG	3P	FT	Rebounds	Fouls	TP	AS	TO	ST	Blocks	+/-
		M/A	M/A	M/A	OR DR TOT	PF FO					BS BA	
1 Cole Henry	F 24:38	6-8	0-0	0-0	4 3 7	2 0	12	4	1	0	0	17
0 Nate Heise	G 26:39	3-4	1-1	5-6	0 4 4	1 3	12	2	0	1	1	13
3 Tywon Pickford	G 21:43	1-1	0-0	2-2	2 1 3	4 1	4	2	2	2	0	2
4 AJ Green	G 34:11	10-25	3-11	6-6	1 4 5	4 8	29	2	2	2	0	16
11 Trae Berhow	G 37:34	3-9	2-6	0-0	2 1 3	1 1	8	2	3	4	0	17
50 Austin Phyle	05:05	0-3	0-1	0-0	0 2 2	0 0	0	1	0	0	0	-7
13 Bowen Born	12:36	1-5	1-4	0-0	0 1 1	2 0	3	2	0	0	0	1
32 Tytan Anderson	22:38	0-3	0-1	0-0	2 7 9	2 0	0	0	1	1	0	10
35 Noah Carter	10:17	3-4	1-2	0-0	0 1 1	0 0	7	2	2	0	0	5
22 Antwan Kimmons	02:39	0-0	0-0	0-0	0 1 1	1 0	0	0	1	0	0	-2
Team		3	2	5								
Totals		27-62	9-26	13-14	14 27 41	17 13	75	17	15	10	1	4

Technical Fouls:NONE

Marshall - 60

Record: 7-5

NO. Name	Min	FG	3P	FT	Rebounds	Fouls	TP	AS	TO	ST	Blocks	+/-
		M/A	M/A	M/A	OR DR TOT	PF FO					BS BA	
2 Darius George	F 12:36	1-3	0-1	0-0	1 2 3	2 1	2	2	3	1	1	-8
25 Obinna Anochili-Killen	F 34:26	7-10	3-4	5-5	2 3 5	2 2	22	1	1	1	3	-19
0 Andrew Taylor	G 31:25	4-11	1-5	0-2	0 6 6	0 2	9	5	6	2	0	-8
23 David Early	G 26:05	1-4	1-4	2-3	0 2 2	2 5	5	3	1	0	0	-19
24 Taevion Kinsey	G 40:00	2-9	1-6	5-5	0 2 2	1 6	10	1	2	0	0	-15
15 Marko Saracac	07:57	0-4	0-4	0-0	0 1 1	0 0	0	1	1	0	0	-3
12 Aymeric Toussaint	18:49	1-2	0-0	0-0	0 1 1	2 0	2	0	0	1	0	-1
5 Jeremy Dillon	07:00	2-3	2-3	0-0	0 1 1	1 0	6	0	1	0	0	6
1 Chase McKey	19:32	2-3	0-0	0-1	1 2 3	2 1	4	0	1	0	0	-7
3 Kyle Braun	02:10	0-1	0-1	0-0	0 0 0	1 1	0	0	1	0	0	-1
Team		2	2	4								
Totals		20-50	8-28	12-16	6 22 28	13 17	60	13	17	5	4	1

Technical Fouls:NONE

	UNI	MAR
Biggest lead	17 (2 nd 6:04)	12 (1 st 10:15)
Best Scoring Run	12 (1 st 3:46)	7 (1 st 10:15)
Lead Changes	2	
Times Tied	2	
Time with Lead	18:30	19:42

Points from	UNI	MAR
Turnovers	18	8
Paint	36	18
Second Chance	11	10
Fast Breaks	2	4
Bench	10	12

Period by Period Scoring			
	1st	2nd	TOT
UNI	34	41	75
MAR	36	24	60

Period by Period Scoring	UNI	MAR
1st	34	41
2nd	75	
3rd		36
4th		24

Game 10 | UNI vs. Liberty - Dec. 22, 2021 Stan Sheriff Center | Honolulu, Hawaii



Official Basketball Box Score - Final
Liberty at UNI
12/22/21 Simpfendorfer Arena at Stan Sheriff Center, Honolulu, HI
2021 Hawaiian Airlines Diamond Head Classic

Game Time: 10:00 AM
Game Duration: 2:01
Attendance: 4,741

Officials: Marques Pettigrew, Bart Lenox, Nate Harris

Liberty - 75

Record: 8-4

NO. Name	Min	FG	3P	FT	Rebounds	Fouls	TP	AS	TO	ST	Blocks	+/-
		M/A	M/A	M/A	OR DR TOT	PF FO					BS BA	
20 Keegan McDowell	F 29:10	5-9	4-8	1-2	0 1 1	0 2	15	0	0	0	0	2
22 Kyle Rode	F 33:36	3-5	3-4	0-0	0 4 4	4 1	9	3	1	2	0	-4
33 Shiah Robinson	F 26:38	6-10	2-4	1-2	2 1 3	3 2	15	2	3	0	0	-3
2 Darius McGhee	G 35:49	8-18	4-10	2-2	0 2 2	0 1	22	4	5	0	0	1
23 Joseph Venzant	G 26:29	1-2	0-1	0-0	0 4 4	3 0	2	2	0	1	0	-2
32 Blake Preston	08:45	1-2	0-0	0-1	0 6 6	3 1	2	1	0	0	1	-6
1 Brody Peebles	12:05	0-1	0-1	0-0	0 0 0	0 1	0	1	0	0	0	7
3 Isiah Warfield	12:21	0-0	0-0	0-2	1 1 2	1 2	0	3	1	0	0	3
24 Micah Abil	15:07	4-5	2-3	1-2	0 1 1	1 1	11	0	1	0	0	13
Team		0	2	2								
Totals		26-52	15-31	5-11	3 22 25	16 11	75	16	11	3	1	2

Technical Fouls:NONE

UNI - 74

Record: 6-6

NO. Name	Min	FG	3P	FT	Rebounds	Fouls	TP	AS	TO	ST	Blocks	+/-
		M/A	M/A	M/A	OR DR TOT	PF FO					BS BA	
1 Cole Henry	F 17:11	1-3	0-0	0-0	0 4 4	1 0	2	0	2	0	0	-7
32 Tytan Anderson	F 16:47	1-1	0-0	0-0	0 3 3	1 0	2	0	0	0	0	7
0 Nate Heise	G 34:07	6-10	2-6	1-2	0 5 5	2 2	15	3	1	2	1	0
3 Tywon Pickford	G 21:04	3-7	2-4	0-0	1 2 3	2 1	8	0	0	0	0	1
4 AJ Green	G 37:58	4-12	0-5	5-7	0 0 0	2 6	13	3	4	1	0	-4
13 Bowen Born	22:01	1-3	0-1	0-0	0 4 4	1 0	2	0	1	0	0	-13
35 Noah Carter	30:00	6-12	2-6	6-7	0 4 4	1 4	20	0	1	0	2	4
50 Austin Phyle	20:52	4-5	0-0	4-5	3 3 6	1 3	12	1	1	1	0	5
Team		1	1	2								
Totals		26-53	6-22	16-21	5 26 31	12 16	74	9	10	5	3	1

Technical Fouls:Coach 2nd 5:23

	Lib	UNI
Biggest lead	11 (2 nd 7:44)	11 (1 st 12:06)
Best Scoring Run	12 (1 st 6:49)	7 (1 st 14:17)
Lead Changes	4	
Times Tied	2	
Time with Lead	25:21	12:07

Points from Turnovers	Lib	UNI
1st	14	14
2nd	24	32
Second Chance	2	11
Fast Breaks	4	10
Bench	13	34

Period by Period Scoring	Lib	UNI
1st	39	37
2nd	76	
3rd		43
4th		74

Game 11 | UNI vs. Wyoming - Dec. 23, 2021 Stan Sheriff Center | Honolulu, Hawaii



Official Basketball Box Score - Final
UNI at Wyoming
12/23/21 Simpfendorfer Arena at Stan Sheriff Center, Honolulu, HI
2021-22 Men's Basketball

Game Time: 1:20 PM
Game Duration: 2:07
Attendance: 3,951

Officials: Kevin Bill, Rick Bisset, Todd App

UNI - 69

Record: 4-7

NO. Name	Min	FG	3P	FT	Rebounds	Fouls	TP	AS	TO	ST	Blocks	+/-
		M/A	M/A	M/A	OR DR TOT	PF FO					BS BA	
1 Cole Henry	F 08:57	0-1	0-0	0-0	2 0 2	0 0	1	2	0	0	0	-4
32 Tytan Anderson	F 21:13	0-1	0-0	1-4	1 8 9	3 3	1	0	1	1	0	-4
0 Nate Heise	G 36:13	6-8	3-5	4-5	0 8 8	5 19	2	2	3	0	0	-1
3 Tywon Pickford	G 18:23	1-5	1-3	3-4	2 2 4	1 2	6	1	2	1	0	-10
4 AJ Green	G 27:10	2-9	1-5	0-0	0 3 3	5 0	5	0	2	0	0	2
13 Bowen Born	32:39	2-7	1-4	1-2	0 3 3	0 6	2	1	2	0	0	3
35 Noah Carter	26:16	4-10	1-4	5-6	1 0 1	3 5	14	0	0	0	1	5
50 Austin Phyle	28:01	8-14	0-1	2-4	2 3 5	4 2	18	2	0	0	0	0
22 Antwan Kimmons	01:08	0-0	0-0	0-0	0 0 0	0 0	0	0	0	0	0	-1
Team		1	2	3								
Totals		23-55	7-22	16-25	9 29 38	21 19	69	8	17	7	0	1

Technical Fouls:Carter 1st 9:29

Wyoming - 71

Record: 19-2

NO. Name	Min	M-A	M-A	M-A	OR DR TOT	PF FO	TP	AS	TO	ST	BS BA	+/-
25 Jeremiah Oden	F 15:53	1-4	1-2	0-0	0 4 4	4 0	3	0	0	0	1 0	5
33 Graham Ike	F 17:16	5-5	0-0	2-3	0 6 6	4 6	12	2	2	1	0 0	6
0 Drake Jeffries	G 29:52	5-9	4-8	2-2	0 2 2	2 1	16	0	3	0	0 0	6
24 Hunter Maldonado	G 40:00	6-12	3-6	2-4	2 5 7	1 3	17	6	9	1	0 0	2
53 Xavier DuSelle	G 35:03	2-10	2-9	0-0	0 3 3	2 1	6	3	2	0	0 0	5
22 Kenny Foster	15:05	1-6	0-5	0-0	0 3 3	0 1	2	0	0	1	0 0	-3
10 Hunter Thompson	21:03	2-7	2-7	0-0	0 2 2	4 6	0	0	1	0	0 0	-5
5 Brendan Wenzel	24:07	1-4	1-4	6-8	2 1 3	2 6	9	0	0	3	0 0	-3
11 Eoin Nelson	01:41	0-0	0-0	0-0	0 0 0	0 0	0	0	0	0	0 0	1
Team		0	0	0	0	0						
Totals		23-57	13-41	12-17	4 26 30	19 20	71	11	17	6	1 0	2

11MI

Wm

Technical Fouls:NONE

1st FGM: 4-17 22.9%

FT%: 4-4 100%

2nd FGM: 13-30 43.3%

3PT%: 9-23 39.1%

FT%: 8-13 61.5%

GM FGM: 9-27 33.3%

3PT%: 13-41 31.7%

FT%: 12-17 70.6%

Dead Ball Rebounds: 6

Technical Fouls:NONE

	UNI	Wyo
Biggest lead	4 (1 st 7:55)	13 (2 nd 4:04)
Best Scoring Run	8 (2 nd 1:39)	9 (2 nd 16:47)
Lead Changes	9	
Times Tied	2	
Time with Lead	15:54	21:30

Points from Turnovers	UNI	Wyo
1st	13	19
2nd	30	18
Second Chance	6	11
Fast Breaks	13	4
Bench	38	17

Period by Period Scoring	UNI	Wyo
1st	27	42
2nd	69	
3rd		28
4th		43

Game 12 | UNI vs. Evansville - Jan. 2, 2022 McLeod Center | Cedar Falls, Iowa



Official Basketball Box Score - Final
Evansville at UNI
01/02/22 McLeod Center, Cedar Falls
2021-22 Men's Basketball

Game Time: 1:00 PM
Game Duration: 1:47
Attendance: 1,587

Officials: Rick Crawford, Terry Oglesby, Marques Pettigrew

Evansville - 61

Record: 6-9 (0-2)

NO.	Name	Min	FG		3P		FT		Rebounds	Fouls	PF	TP	AS	TO	Blocks		+/-	Shooting By Period				
			M	A	M	A	M	A							OR	DR		TOT	BS	BA	1st	FG
10	Evan Kuhlman	F 24:42	4-6	2-4	2-2	0	1	1	0	1	12	0	2	0	0	0	0	7	3PT%	6-19	31.6%	
34	Anthony Smith Jr.	Jr 12:54	1-2	0-1	0-0	0	0	0	0	3	0	2	0	0	0	0	0	-12	FT%	5-5	100%	
3	Jawuan Newton	F 31:31	4-11	1-4	1-4	2-2	0	0	2	1	21	2	2	0	1	21	0	-1	2nd FG%	11-27	40.7%	
13	Blaise Baesche	G 28:45	5-10	4-10	0-0	3	3	4	1	14	0	2	0	0	0	0	0	-31	3PT%	3-14	21.4%	
30	Noah Freuchamp	G 25:18	3-11	2-10	0-0	1	6	7	2	2	8	1	2	2	1	0	7	-7	2nd FG%	3-4	75%	
5	Shamar Givance	20:47	2-6	2-3	0-0	3	4	4	1	3	7	5	2	1	0	0	0	0	GM FG%	22-55	40.0%	
2	Blake Slay	18:01	2-4	0-0	1-2	3	0	3	1	1	5	0	1	0	0	0	0	-20	3PT%	9-33	27.3%	
0	Gage Baker	15:30	0-0	0-0	0-0	0-0	0-0	0-0	0-0	0-0	0-0	0-0	0-0	0-0	0-0	0-0	0-0	-5	FT%	9-9	99.9%	
24	Preston Phillips	15:22	1-1	0-0	0-0	3	3	1	0	2	1	0	0	0	0	0	0	0				
11	Emmette Page	02:25	0-0	0-0	0-0	0	0	0	0	0	0	0	0	0	0	0	0	-1				
Team									2		3		0		0		1					
Totals			22-55		9-33		6-9		4		23		27		15		61		13		7	

Game 13 | UNI vs. Valparaiso - Jan. 5, 2022

McLeod Center | Cedar Falls, Iowa



Official Basketball Box Score - Final
Valparaiso at UNI
01/05/22 McLeod Center, Cedar Falls
2021-22 Men's Basketball

Game Time: 8:00 PM
Game Duration: 1:45
Attendance: 1,387

Officials: Gerry Pollard, Darron George, Craig Murray

Valparaiso - 65

		Record: 8-7 (1-2)														
NO.	Name	Min	FG	3P	FT	Rebounds	Fouls	TP	AS	TO	ST	Blocks	BS	BA	+/	
12	Kevion Taylor	F 37:54	5-8	3-4	4-4	0	1	1	2	3	17	2	3	2	0	-27
23	Ben Krikke	F 28:49	4-8	0-0	2-2	0	2	2	2	2	10	4	2	1	0	-11
13	Sheldon Edwards	G 23:25	2-7	2-6	3-3	0	2	2	1	1	9	1	1	3	0	-12
21	Trevor Anderson	G 21:33	2-5	1-4	0-0	0	1	1	0	0	5	1	4	0	0	-18
35	Kobe King	G 32:58	4-9	0-0	6-10	2	7	9	0	5	14	1	1	0	1	-19
10	Eron Gordon	21:11	1-1	1-1	2-2	0	4	4	1	2	5	0	4	0	0	-17
2	Preston Ruedinger	11:20	1-2	1-2	0-0	0	2	2	1	0	3	2	0	0	0	-8
32	Joe Hedstrom	09:48	1-4	0-1	0-0	0	0	0	0	1	3	2	0	1	0	-12
4	Darius DeAveiro	11:09	0-1	0-1	0-0	0	0	0	1	0	0	1	1	0	0	-7
3	Connor Barrett	01:53	0-1	0-1	0-0	0	0	0	1	0	0	0	1	0	0	-4
Team						0	0	0	0	0	0	1	0	0	0	-4
Totals		20:46	8:20	17:21	4	17	21	9	14	65	12	18	7	1	2	27

Technical Fouls: NONE

UNI - 92

		Record: 6-7 (2-1)														
NO.	Name	Min	FG	3P	FT	Rebounds	Fouls	TP	AS	TO	ST	Blocks	BS	BA	+/	
35	Noah Carter	F 25:53	9-14	1-4	1-1	0	4	4	2	1	20	3	1	0	1	16
0	Nate Heise	G 32:06	4-9	2-4	0-0	1	4	5	1	0	10	4	0	1	0	28
3	Tywhon Pickford	G 19:13	2-3	1-1	2-2	1	0	1	1	1	7	1	3	0	0	7
4	AJ Green	G 29:07	3-7	1-3	2-2	0	0	0	0	3	2	2	0	0	0	14
11	Trae Berhow	G 26:02	6-10	5-8	0-0	0	3	3	3	1	17	2	0	1	0	20
1	Cole Henry	13:04	2-3	0-0	1-2	1	5	6	0	2	5	3	0	1	1	11
13	Bowen Born	18:28	2-5	0-2	1-1	0	1	1	1	1	5	2	0	1	0	17
22	Antwan Kimmons	11:19	2-3	0-0	0-0	1	2	3	1	0	4	0	0	1	0	3
32	Tyran Anderson	17:20	6-7	0-0	0-0	4	2	6	2	1	12	0	1	1	0	10
50	Austin Phyle	01:03	0-0	0-0	0-0	0	0	0	0	0	0	0	0	0	0	0
23	Derek Krogmann	02:05	0-0	0-0	0-0	0	0	0	0	0	0	0	0	0	0	3
33	Drew Daniel	02:05	1-1	1-1	0-0	0	2	2	0	0	3	0	0	0	0	3
34	James Betz	02:05	0-0	0-0	0-0	0	0	0	0	0	0	0	0	0	0	3
Team						0	0	0	0	0	0	1	0	0	0	3
Totals		37:62	11:23	7-8	8	23	31	14	9	92	18	11	7	2	1	27

Technical Fouls: NONE

		VAL	UNI			Points from	VAL	UNI			Period by Period Scoring		
Biggest lead		0 (1 st 20:00)	28 (2 nd 7:14)	Turnovers		7	22	Paint		14	48	1st	
Best Scoring Run		5 (2 nd 16:58)	12 (1 st 6:13)	Second Chance		6	10	Fast Breaks		6	3	2nd	
Lead Changes		0		Bench		10	29	UNI		43	49	TOT	
Times Tied		0											
Time with Lead		00:00	39:14										



Official Basketball Box Score - Final
UNI at Missouri St.
01/08/22 JQH Arena, Springfield, Mo.
2021-22 Men's Basketball

Game Time: 5:00 PM
Game Duration: 2:05
Attendance: 3,392

Officials: Roland Simmons, Gene Grimsaw, Jeff Campbell

UNI - 85

		Record: 7-7 (3-1)														
NO.	Name	Min	FG	3P	FT	Rebounds	Fouls	TP	AS	TO	ST	Blocks	BS	BA	+/	
35	Noah Carter	F 21:09	7-13	1-4	1-2	0	1	1	4	5	16	1	0	1	0	6
0	Nate Heise	G 31:20	2-4	1-2	2-2	0	5	5	3	1	7	1	0	0	0	7
3	Tywhon Pickford	G 14:05	0-2	0-1	0-0	1	1	2	1	0	0	2	1	0	0	-9
4	AJ Green	G 39:13	9-17	2-7	13-14	0	4	4	2	11	33	1	1	0	0	3
11	Trae Berhow	G 38:46	4-5	0-1	1-2	2	6	8	2	1	9	1	0	0	0	-1
13	Bowen Born	26:53	3-6	1-4	4-4	0	0	0	1	3	11	3	0	1	0	0
50	Austin Phyle	18:34	3-7	0-1	0-0	0	2	2	3	1	6	2	0	1	1	-3
22	Antwan Kimmons	07:00	1-2	0-0	1-2	0	2	2	0	1	3	0	0	0	0	-3
32	Tyran Anderson	03:00	0-0	0-0	0-0	0	0	0	0	2	0	0	1	0	0	-3
Team						4	2	6	0	0	0	0	0	0	0	-3
Totals		29:56	5-20	22-26	7	23	30	18	23	85	11	4	2	1	1	-1

Technical Fouls: NONE

Missouri St. - 84

		Record: 11-6 (2-2)														
NO.	Name	Min	FG	3P	FT	Rebounds	Fouls	TP	AS	TO	ST	Blocks	BS	BA	+/	
5	Donovan Clay	F 26:27	1-4	1-2	0-0	2	4	6	5	0	3	0	0	0	1	8
44	Gaige Prim	F 28:52	3-6	0-0	5-7	1	4	5	4	6	11	2	1	0	0	0
1	Isiah Mosley	G 37:15	16-24	5-10	6-8	0	9	9	2	8	43	4	2	0	0	-3
4	Ja'Monta Black	G 38:24	4-7	4-6	0-0	0	2	2	4	0	12	1	0	1	0	0
25	Lur'oye Patterson	G 31:43	2-7	0-3	1-2	0	2	2	5	3	5	3	0	0	0	11
12	Jaylin Minnett	19:49	3-7	2-6	0-0	0	1	1	1	2	0	0	0	0	0	-12
3	Isaac Haney	10:54	0-2	0-0	0-0	1	0	1	1	1	0	1	1	0	0	-8
14	Keaton Harvey	06:36	1-1	0-0	0-0	1	0	1	0	0	2	0	0	0	0	-6
Team						1	0	1	0	0	0	0	0	0	0	-6
Totals		30:58	12-27	12-17	6	22	28	23	18	84	11	4	1	1	1	-1

Technical Fouls: NONE

		UNI	MSU			Points from	UNI	MSU			Period by Period Scoring		
Biggest lead		5 (2 nd 0:27)	11 (1 st 10:42)	Turnovers		6	5	Paint		34	20	1st	
Best Scoring Run		10 (1 st 2:02)	7 (1 st 15:47)	Second Chance		11	6	UNI		33	52	2nd	
Lead Changes		0		Fast Breaks		13	9	MSU		34	50	TOT	
Times Tied		9		Bench		20	10						
Time with Lead		06:01	28:53										

Game 15 | UNI vs. Indiana State - Jan. 11, 2022

McLeod Center | Cedar Falls, Iowa



Official Basketball Box Score - Final
Indiana St. at UNI
01/11/22 McLeod Center, Cedar Falls
2021-22 Men's Basketball

Game Time: 7:00 PM
Game Duration: 2:25
Attendance: 1,797

Officials: Kelly Self, Chance Moore, Shane Staggs

Indiana St. - 74

		Record: 8-7 (1-2)														
NO.	Name	Min	FG	3P	FT	Rebounds	Fouls	TP	AS	TO	ST	Blocks	BS	BA	+/	
0	Xavier Bledson	F 42:59	3-7	1-3	1-2	3	10	13	5	4	8	5	7	4	0	-5
14	Simon Wilbur	F 31:40	3-8	3-8	0-0	1	5	6	2	0	9	0	1	1	3	4
1	Julian Larry	G 45:00	5-10	3-5	0-0	1	4	5	3	0	13	2	6	4	0	-6
12	Micah Thomas	G 37:21	6-17	3-11	3-3	0	0	0	4	6	18	5	0	1	0	0
15	Cameron Henry	G 36:09	6-13	1-6	5-8	1	3	4	5	18	3	2	1	0	0	5
2	Quinn Peterson	25:02	3-8	0-6	0-0	1	4	5	4	0	6	1	2	2	0	-22
33	Dearon Tucker	06:49	1-1	0-0	0-0	0	0	0	0	0	2	0	0	0	0	-6
Team						1	1	2	0	0	0	0	0	0	0	-6
Totals		27:64	11:38	9-11	8	27	35	23	15	74	16	18	13	3	2	-6

Technical Fouls: Bledson 1st 0:13

Dead Ball Rebounds: 10

UNI - 80

		Record: 8-7 (4-1)															
NO.	Name	Min	FG	3P	FT	Rebounds	Fouls	TP	AS	TO	ST	Blocks	BS	BA	+/		
35	Noah Carter	F 23:55	6-10	4-6	1-1	1	3	4	4	2	17	1	4	0	0	12	
0	Nate Heise	G 33:34	2-5	0-1	6-7	6	6	6	3	10	1	0	0	0	0	9	1st FG 9-24 37.5%
2	Thyphon Pickett	G 29:22	1-1	0-0	0-0	0-0	0-0	0-0	0-0	0-0	0-0	0-0	0-0	0-0	0-0	3PT% 3-9 33.3%	
4	AJ Green	G 44:13	4-16	2-9	6-6	0	4	4	0	5	16	1	1	0	0	9	2nd FG 9-24 37.5%
11	Trae Berhow	G 39:51	2-7	1-4	2-2	0	8	8	3	5	7	0	2	0	0	12	3PT% 6-17 35.3%
12	Bowen Born	15:53	0-0	2-5	2-3	0	2	2	2	2	14	5	1	2	0	16	FT% 8-9 88.9%
23	Ammon Kimmons	35:49	2-4	0-0	2-2	1	2	3	2	2	6	0	0	1	0	13	OTFG% 1-4 25.0%
50	Devin Hefley	12:42	0-1	0-0	0-0	0-0	0-0	0-0	0-0	0-0	0-0	0-0	0-0	0-0	0-0	6	3PT% 0-1 0.0%
3	Cytle Anderson	02:49	1-2	0-0	0-0	0-0	0-0	0-0	0-0	0-0	0-0	0-0	0-0	0-0	0-0	6	OTFG% 0-1 0.0%
1	Loie Henry	06:42	1-1	0-0	0-0	0-0	0-0	0-0	1-2	1	2	0	0	0	0	-3	3PT% 2-5 40.0%
Team								6	3	9	0	1	0	0	0	1	FT% 23-25 92.0%
Totals		24-59	9-27	23-25	10	30	40	15	22	80	10	16	4	2	3	6	Dead Ball Rebounds: 0

GAME-BY-GAME STATS

UNI MEN'S BASKETBALL

Game 17 | UNI at Valparaiso - Jan. 19, 2022 Athletics-Recreation Center | Valparaiso, Ind.



Official Basketball Box Score - Final
UNI at Valparaiso
01/19/22 Athletics-Recreation Center, Valparaiso
2021-22 Men's Basketball

Game Time: 6:00 PM
Game Duration: 2:09
Attendance: 1,414

Officials: Gerry Polard, Kipp Kissinger, Amy Bonner

UNI - 80			Record: 9-8 (5-2)																					
NO.	Name	Min	FG	3P	FT	Rebounds	Fouls	TP	AS	TO	ST	Blocks	BS	BA	+	Shooting By Period								
			M-A	M-A	M-A	OR	DR	PF								1st	2nd	3rd	4th	FT%	3P%	FT%	3P%	
35	Noah Carter	F 36:24	11-17	6-11	5-6	0	10	10	3	6	33	5	0	1	0	-2	1st	FG%	16-27	59.3%	3PT%	5-14	35.7%	
0	Nate Heise	G 34:40	3-10	1-4	2-2	1	5	6	2	1	9	1	3	0	1	-3	2nd	FG%	11-28	39.3%	3PT%	2-3	66.7%	
3	Tywhon Pickford	G 34:35	2-5	0-0	0-0	0	2	2	0	1	4	1	0	1	0	0	3rd	FG%	11-28	39.3%	3PT%	7-17	41.2%	
11	Trae Berhow	G 43:12	5-14	4-11	0-0	0	2	2	1	2	14	4	1	2	0	0	FT%	4-5	80%	OTFG%	2-7	28.6%		
13	Bowen Born	G 34:31	4-10	1-5	2-2	0	0	0	3	2	11	1	2	3	0	-7	3PT%	0-1	0.0%	FT%	4-4	100%		
22	Antwan Kimmons	16:33	1-2	0-1	0-0	0	1	1	0	1	2	0	1	0	0	-2	GM FG%	29-62	46.8%	OTFG%	1-2	50.0%		
50	Austin Phyle	11:57	3-4	0-0	1-2	2	2	4	1	1	7	0	2	0	1	0	FT%	10-12	83.3%	3PT%	1-2	50.0%		
32	Tyran Anderson	10:32	0-0	0-0	0-0	0	0	0	3	1	0	0	0	0	0	-4	GM FG%	13-32	37.5%	3PT%	1-2	50.0%		
1	Cole Henry	02:36	0-0	0-0	0-0	0	0	0	0	0	0	0	0	0	0	-1	FT%	10-12	83.3%	3PT%	1-2	50.0%		
Team						1			2			2			2									
Totals			29-62	12-32	10-12	3	23	26	13	15	80	12	11	7	2	-3	Technical Fouls: NONE							

Valparaiso - 83			Record: 9-10 (2-5)																	
NO.	Name	Min	FG	3P	FT	Rebounds	Fouls	TP	AS	TO	ST	Blocks	BS	BA	+	Shooting By Period				
			M-A	M-A	M-A	OR	DR	PF								1st	FG%	13-25	52.0%	
0	Thomas Kithier	F 30:00	5-10	1-2	4-5	2	9	11	5	3	15	3	4	0	1	0	4	3PT%	5-9	55.6%
12	Kevion Taylor	F 41:24	7-11	5-9	3-3	0	3	3	2	3	22	0	4	2	1	0	10	FT%	3-4	75%
23	Ben Krikke	F 22:54	3-6	0-1	2-2	0	2	2	3	2	8	1	1	0	0	0	5	2nd FG%	13-28	46.4%
2	Preston Ruediger	G 15:03	1-5	0-3	0-0	0	2	2	1	1	2	0	0	0	0	-2	3PT%	4-13	30.8%	
35	Kobe King	G 30:20	6-9	1-1	0-0	1	2	3	1	0	13	0	1	0	0	0	5	FT%	8-8	100%
13	Sheldon Edwards	21:32	3-11	1-5	0-0	0	5	5	1	1	7	0	1	2	1	-2	OTFG%	1-2	50.0%	
4	Darius DeAveiro	26:10	0-0	0-0	0-0	0	3	3	1	1	0	6	0	1	0	0	1	FT%	2-3	66.7%
21	Trevor Anderson	31:22	5-8	2-3	4-4	1	3	4	1	2	16	2	3	0	0	1	4	GM FG%	30-60	50.0%
33	Trey Woodyard	03:36	0-0	0-0	0-0	0	0	0	0	0	0	0	1	0	0	-3	3PT%	10-24	41.7%	
10	Eron Gordon	02:39	0-0	0-0	0-0	0	1	1	0	0	0	0	0	0	0	-3	FT%	13-15	86.7%	
Team						1			2			2								
Totals			30-60	10-24	13-15	7	30	37	15	13	83	12	15	7	3	-3	Dead Ball Rebounds: 2			

		UNI	VALPO	Points from Turnovers		UNI	VALPO	Period by Period Scoring			
Biggest lead		9 (2 nd 10:56)	7 (2 nd 1:31)	Paint		26	17	1st	2nd	OT1	TOT
Best Scoring Run		11 (1 st OT 4:21)	9 (2 nd 1:31)	Second Chance		5	10	UNI	39	33	80
Lead Changes		9		Fast Breaks		4	8	VALPO	34	38	11
Times Tied		10		Bench		9	23				
Time with Lead		25:14	13:48								

Game 18 | UNI vs. Drake - Jan. 22, 2022 McLeod Center | Cedar Falls, Iowa



Official Basketball Box Score - Final
Drake at UNI
01/22/22 McLeod Center, Cedar Falls
2021-22 Men's Basketball

Game Time: 5:00 PM
Game Duration: 2:20
Attendance: 4,361

Officials: Jeff Maham, Ed Crenshaw, Jeff Campbell

Drake - 82													Record: 14-6 (5-2)												
NO.	Name	Min	FG M-A	3P M-A	FT M-A	Rebounds OR DR	Fouls PF	TP	AS	TO	ST	Blocks BS	BA	+	Shooting By Period										
2	Tremell Murphy	F 39:18	2-6	0-3	7-8	1	5	6	4	6	11	0	4	3	4	0	17	1 st FG%	12-30	40.0%	3PT%	4-15	26.7%		
00	D.J. Wilkins	G 33:59	6-10	4-7	0-0	0	1	1	4	1	16	0	1	0	1	19	2 nd FG%	14-28	50.0%	3PT%	6-9	66.7%			
1	Roman Penn	G 40:55	6-17	0-3	6-8	1	3	4	4	4	18	2	3	1	0	1	16	3 rd FG%	14-28	50.0%	3PT%	2-9	22.2%		
3	Garrett Sturtz	G 38:12	6-8	0-0	4-4	5	5	10	4	3	16	4	2	1	0	0	6	4 th FG%	14-28	50.0%	3PT%	6-12	50%		
12	Tucker DeVries	G 38:01	3-13	1-10	4-6	2	9	11	2	3	11	3	1	1	2	0	9	FT%	1-3	33.3%	OTFG%	1-2	50%		
14	Ayo Akinwale	13:32	1-4	1-3	0-0	0	1	1	1	1	3	0	1	1	0	0	-16	3PT%	0-2	0.0%	FT%	10-10	100%		
51	Darnell Brodie	11:07	2-2	0-0	1-4	1	2	3	3	5	5	0	0	1	0	0	-10	GM FG%	27-61	44.3%	OTFG%	1-3	33.3%		
24	Nate Ferguson	10:16	1-1	0-0	0-1	0	1	1	2	1	2	0	0	1	0	0	-1	FT%	9-27	33.3%	3PT%	0-0	0.0%		
Team						2			3			5			0										
Totals			27-61	8-26	22-31	12	30	42	24	24	82	9	12	9	8	2	8	Technical Fouls: NONE							

UNI - 74			Record: 9-9 (5-3)																	
NO.	Name	Min	FG M-A	3P M-A	FT M-A	Rebounds OR DR	Fouls PF	TP	AS	TO	ST	Blocks BS BA	+/-	Shooting By Period						
35	Noah Carter	F 32:28	1-9	0-2	3-4	1 3	4	3	4	5	0	0	1	1	-19	1 st FG% 14-28	50.0%			
0	Nate Heise	G 37:32	2-6	1-3	3-4	0 2	2	1	3	8	0	3	0	1	-7	3PT% 5-11	45.5%			
3	Tywhon Pickford	G 22:10	3-4	0-1	2-2	2 4	6	2	1	8	2	1	0	0	0	10	2 nd FG% 14-20	70.0%		
4	AJ Green	G 38:57	6-17	5-11	10-11	1 8	9	27	27	27	2	3	0	0	-7	3PT% 4-12	33.3%			
11	Trae Berhow	G 37:37	2-9	1-6	0-0	1 4	5	3	3	5	1	2	0	0	-18	FT% 8-8	100%			
13	Bowen Born	23:47	2-4	1-2	0-0	0 1	1	2	1	5	2	0	2	0	1	9	OTFG% 1-1	9.1%		
22	Antwan Kimmons	11:45	2-3	1-2	2-2	1 1	2	3	1	7	0	2	0	0	0	-8	3PT% 0-4	0.0%		
50	Austin Phyle	09:17	3-3	0-0	1-5	0 2	2	1	3	7	0	1	0	0	0	-4	FT% 2-2	100%		
32	Tyran Anderson	04:39	0-1	0-0	0-0	0 0	0	0	0	0	0	0	0	0	-4	GM FG% 22-57	38.6%			
1	Cole Henry	06:48	1-1	0-0	0-0	0 1	1	3	1	2	0	1	0	0	-7	FT% 9-27	33.3%			
Team						1 2			2			2			0			Dead Ball Rebounds: 5 0		
Totals			22-57	9-27	21-28	7 27	34	24	24	74	7	13	3	2	-8	Technical Fouls: NONE				

		DRK	UNI	Points from Turnovers		
--	--	-----	-----	-----------------------	--	--



2021-22 UNI Men's Basketball Combined Team Statistics All games

Page 1/1
as of Jan 30, 2022

Game Records

Record	Overall	Home	Away	Neutral
ALL GAMES	11-9	6-4	5-3	0-2
CONFERENCE	7-3	4-1	3-2	0-0
NON-CONFERENCE	4-6	2-3	2-1	0-2

Score by Periods

Team	1st	2nd	OT	TOT
UNI	691	780	20	1491
Opponents	639	734	25	1398

Team Box Score

No.	Player				Total		3-Point		F-Throw		Rebounds												
		GP-GS	MIN	AVG	FG-FGA	FG%	3FG-3FGA	3FG%	FT-FTA	FT%	OFF	DEF	TOT	AVG	PF	DQ	A	TO	BLK	STL	PTS	AVG	
4	GREEN, AJ	19-19	674:24	35.5	104-261	.398	60-156	.385	85-96	.885	4	66	70	3.7	32	1	39	38	0	11	353	18.6	
35	CARTER, Noah	20-9	470:05	23.5	99-196	.505	27-80	.338	55-67	.821	10	58	68	3.4	37	0	26	22	7	8	280	14.0	
0	HEISE, Nate	20-20	622:32	31.1	67-130	.515	21-51	.412	47-62	.758	8	94	102	5.1	40	1	29	20	6	22	202	10.1	
11	BERHOW, Trae	18-18	608:18	33.8	57-139	.410	34-93	.366	15-22	.682	13	78	91	5.1	37	2	21	25	0	17	163	9.1	
50	PHYFE, Austin	18-7	265:22	14.7	43-79	.544	4-12	.333	25-40	.625	12	38	50	2.8	17	0	26	34	8	1	115	6.4	
13	BORN, Bowen	18-1	397:57	22.1	35-83	.422	13-46	.283	18-21	.857	2	24	26	1.4	30	0	35	17	0	16	101	5.6	
3	PICKFORD, Tywhon	20-19	413:14	20.7	36-77	.468	6-24	.250	19-23	.826	21	48	69	3.5	24	0	27	20	0	8	97	4.9	
22	KIMMONS, Antwan	19-0	209:07	11.0	25-55	.455	5-13	.385	12-17	.706	7	25	32	1.7	18	0	8	15	0	10	67	3.5	
33	DANIEL, Drew	4-0	12:46	3.2	5-8	.625	3-6	.500	0-0	.000	2	4	6	1.5	0	0	3	0	0	0	13	3.3	
1	HENRY, Cole	15-5	185:16	12.4	21-41	.512	0-0	.000	5-11	.455	14	35	49	3.3	11	0	25	20	2	3	47	3.1	
32	ANDERSON, Tytan	18-2	181:54	10.1	17-33	.515	0-4	.000	6-14	.429	15	29	44	2.4	29	0	1	6	1	8	40	2.2	
34	BETZ, James	5-0	25:24	5.1	4-8	.500	1-5	.200	2-2	1.000	0	3	3	0.6	4	0	0	1	0	0	11	2.2	
23	KROGMANN, Derek	3-0	08:43	2.9	1-1	1.000	0-0	.000	0-0	.000	1	0	1	0.3	0	0	1	0	0	1	2	0.7	
Team											32	35	67					18					
Total		20	4075		514-1111	.463	174-490	.355	289-375	.771	141	537	678	33.9	279	4	241	236	24	105	1491	74.6	
Opponents		20	4075		501-1133	.442	198-574	.345	198-277	.715	123	494	617	30.9	327	6	260	234	46	132	1398	69.9	

Team Statistics

	UNI	OPP
Scoring	1491	1398
Points per game	74.6	69.9
Scoring margin	+4.7	-
Field goals-att	514-1111	501-1133
Field goal pct	.463	.442
3 point fg-att	174-490	198-574
3-point FG pct	.355	.345
3-pt FG made per game	8.7	9.9
Free throws-att	289-375	198-277
Free throw pct	.771	.715
F-Throws made per game	14.5	9.9
Rebounds	678	617
Rebounds per game	33.9	30.9
Rebounding margin	+3.1	-
Assists	241	260
Assists per game	12.1	13.0
Turnovers	236	234
Turnovers per game	11.8	11.7
Turnover margin	-0.1	-
Assist/turnover ratio	1.0	1.1
Steals	105	132
Steals per game	5.3	6.6
Blocks	24	46
Blocks per game	1.2	2.3
Winning streak	2	-
Home win streak	1	-
Attendance	18556	43122
Home games-Avg/Game	10-1856	8-5390
Neutral site-Avg/Game	-	2-3996

Team Results

Date	Opponent		Score	Att.
11/09/2021	Nicholls St.	L	58-62	2328
11/11/2021	Vermont	L	57-71	1773
11/14/2021	Dubuque	W	95-58	1307
11/17/2021	at Arkansas	L	80-93	19200
11/27/2021	at St. Bonaventure	W	90-80	4296
12/01/2021	at Bradley	L	69-71	3551
12/05/2021	Richmond	L	52-60	2337
12/14/2021	Jackson St.	W	66-56	1679
12/18/2021	at Marshall	W	75-60	3849
12/22/2021	vs Liberty	L	74-76	4041
12/23/2021	vs Wyoming	L	69-71	3951
01/02/2022	Evansville	W	83-61	1587
01/05/2022	Valparaiso	W	92-65	1387
01/08/2022	at Missouri St.	W	85-84	3352
01/11/2022	Indiana St.	Wot	80-74	1797
01/15/2022	at Southern Ill.	W	69-68	4690
01/19/2022	at Valparaiso	Lot	80-83	1414
01/22/2022	Drake	Lot	74-82	4361
01/26/2022	at Evansville	W	64-59	2770
01/29/2022	Illinois St.	W	79-64	0





2021-22 UNI Men's Basketball Combined Team Statistics In Conference games

Page 1/1
as of Jan 30, 2022

Game Records

Record	Overall	Home	Away	Neutral
ALL GAMES	7-3	4-1	3-2	0-0
CONFERENCE	7-3	4-1	3-2	0-0
NON-CONFERENCE	0-0	0-0	0-0	0-0

Score by Periods

Team	1st	2nd	OT	TOT
UNI	355	400	20	775
Opponents	315	371	25	711

Team Box Score

No.	Player				Total		3-Point		F-Throw		Rebounds											
		GP-GS	MIN	AVG	FG-FGA	FG%	3FG-3FGA	3FG%	FT-FTA	FT%	OFF	DEF	TOT	AVG	PF	DQ	A	TO	BLK	STL	PTS	AVG
4	GREEN, AJ	9-9	329:25	36.6	55-122	.451	32-74	.432	55-59	.932	2	30	32	3.6	14	0	20	16	0	6	197	21.9
35	CARTER, Noah	10-8	273:54	27.4	62-115	.539	15-43	.349	34-40	.850	5	37	42	4.2	26	0	17	12	3	7	173	17.3
11	BERHOW, Trae	10-10	363:06	36.3	33-77	.429	16-47	.340	9-13	.692	8	45	53	5.3	23	1	12	12	0	9	91	9.1
0	HEISE, Nate	10-10	319:44	32.0	29-65	.446	10-24	.417	22-27	.815	5	45	50	5.0	18	0	14	9	3	7	90	9.0
13	BORN, Bowen	10-1	243:01	24.3	25-54	.463	9-28	.321	12-14	.857	2	10	12	1.2	19	0	19	7	0	12	71	7.1
50	PHYFE, Austin	10-2	98:05	9.8	15-32	.469	1-3	.333	6-13	.462	4	11	15	1.5	8	0	7	18	5	0	37	3.7
22	KIMMONS, Antwan	10-0	107:46	10.8	15-25	.600	2-6	.333	5-6	.833	4	14	18	1.8	8	0	2	7	0	5	37	3.7
3	PICKFORD, Tywhon	10-10	189:53	19.0	12-29	.414	1-8	.125	8-8	1.000	5	24	29	2.9	11	0	14	8	0	3	33	3.3
32	ANDERSON, Tytan	9-0	66:25	7.4	10-18	.556	0-2	.000	4-6	.667	8	6	14	1.6	18	0	0	3	1	3	24	2.7
1	HENRY, Cole	8-0	75:01	9.4	8-13	.615	0-0	.000	3-7	.429	3	14	17	2.1	6	0	10	10	2	1	19	2.4
33	DANIEL, Drew	2-0	04:30	2.3	1-1	1.000	1-1	1.000	0-0	.000	0	3	3	1.5	0	0	0	0	0	0	3	1.5
23	KROGMANN, Derek	1-0	02:05	2.1	0-0	.000	0-0	.000	0-0	.000	0	0	0	0.0	0	0	0	0	0	0	0	0.0
34	BETZ, James	1-0	02:05	2.1	0-0	.000	0-0	.000	0-0	.000	0	0	0	0.0	0	0	0	0	0	0	0	0.0
Team											19	18	37				10					
Total		10	2075		265-551	.481	87-236	.369	158-193	.819	65	257	322	32.2	151	1	115	112	14	53	775	77.5
Opponents		10	2075		248-554	.448	96-277	.347	119-159	.748	66	239	305	30.5	173	5	122	127	24	72	711	71.1

Team Statistics

	UNI	OPP
Scoring	775	711
Points per game	77.5	71.1
Scoring margin	+6.4	-
Field goals-att	265-551	248-554
Field goal pct	.481	.448
3 point fg-att	87-236	96-277
3-point FG pct	.369	.347
3-pt FG made per game	8.7	9.6
Free throws-att	158-193	119-159
Free throw pct	.819	.748
F-Throws made per game	15.8	11.9
Rebounds	322	305
Rebounds per game	32.2	30.5
Rebounding margin	+1.7	-
Assists	115	122
Assists per game	11.5	12.2
Turnovers	112	127
Turnovers per game	11.2	12.7
Turnover margin	+1.5	-
Assist/turnover ratio	1.0	1.0
Steals	53	72
Steals per game	5.3	7.2
Blocks	14	24
Blocks per game	1.4	2.4
Winning streak	2	-
Home win streak	1	-
Attendance	9132	15777
Home games-Avg/Game	5-1826	5-3155
Neutral site-Avg/Game	-	0-0

Team Results

Date	Opponent		Score	Att.
12/01/2021	at Bradley	L	69-71	3551
01/02/2022	Evansville	W	83-61	1587
01/05/2022	Valparaiso	W	92-65	1387
01/08/2022	at Missouri St.	W	85-84	3352
01/11/2022	Indiana St.	Wot	80-74	1797
01/15/2022	at Southern Ill.	W	69-68	4690
01/19/2022	at Valparaiso	Lot	80-83	1414
01/22/2022	Drake	Lot	74-82	4361
01/26/2022	at Evansville	W	64-59	2770
01/29/2022	Illinois St.	W	79-64	0

