



UNI FOOTBALL

#UNIFIGHT

f /UNIPantherFootball
 t @UNIFootball
 i @UNIPantherFootball

16 CONFERENCE TITLES // 20 FCS PLAYOFF APPEARANCES // 218-56-1 UNI-DOME RECORD

7-3 2019 Record	5-1 2019 MVFC	#5/#5 RANKING (STATS/COACHES)	Game 11 Nov 16 • 2 p.m. CT	7-3 2019 Record	4-2 2019 MVFC	#9/#9 RANKING (STATS/COACHES)	
MARK FARLEY HEAD COACH			156-81 Record	JOHN STIEGELMEIER HEAD COACH			165-103 Record

SERIES QUICK LOOK

OVERALL UNI RECORD 55th Meeting
FIRST MEETING 31-21-2
 Nov. 23, 1935 (W, 22-13)
LAST MEETING Oct. 20-7, 2018 (W, 24-9)



TEAM COMPARISON



322.7	Total Offense	406.5
111.2	Rushing Offense	219.1
211.5	Passing Offense	187.4
141.15	Team Passing Eff.	152.44
24	Scoring Offense	31.7
311	Total Defense	298.6
116.2	Rushing Defense	129.1
194.8	Passing Yds Allowed	169.5
122.94	Team Passing Eff. Defense	112.52
19	Scoring Defense	17.3
1.2	Turnover Margin	0.2
0.316	3rd Down Con. Pct	0.426
0.2	4th Down Con. Pct	0.333
0.395	3rd Down Con. Pct Defense	0.331
0.462	4th Down Con. Pct Defense	0.6
0.871	Red Zone Offense	0.738
0.828	Red Zone Defense	0.69
35.82	Net Punt.	40.17
6.05	Punt Returns	11.41
15	Kickoff Returns	18.52
148	First Downs Offense	189
172	First Downs Defense	169
4.4	Penalties PG	6
39.7	Penalty YPG	52.2
28:29	Time of Possession	30:00

UNI ATHLETIC COMMUNICATIONS

JEREK WOLCOTT
 Asst. AD for Comm.
 e jerek.wolcott@uni.edu
 c 406-422-7581

NICK HARVEY
 Asst. Comm. Director
 e nick.harvey@uni.edu
 c 515-231-2096



TV: ESPN3
 Play-By-Play: Adam Seidel
 Analyst: Danan Hughes
 Sideline: Kelly Burke



RADIO: PANTHER RADIO NETWORK
 Play-by-Play: Gary Rima
 Analyst: Scott Peterson



LIVE STATS

<http://stats.statbroadcast.com/statmonitr/?id=270334>

GETTING UP TO SPEED

• UNI Football heads on the road for the final road game of the season and face South Dakota State in the fourth top-10 match up for UNI on the season. Saturday, the Panthers held on for a 17-9 win over Indiana State. The Jackrabbits fell at home to Illinois State 27-18. UNI is on a four-game win streak and playing its third road game in four weeks. Both teams are 7-3 on the year, but UNI is alone in the second spot in the MVFC with a 5-1 league record while SDSU is tied with Illinois State and Southern Illinois. UNI leads the series which dates back to 1935, 31-21-2.

• The Panthers forced three turnovers and got touchdowns from Suni Lane and Trevor Allen to top Indiana State 17-0. Elerson G. Smith notched a pair of sacks including a strip sack in the final Indiana State drive. Christian Jegen tallied his second interception in two weeks and Spencer Perry tallied his first interception as a Panther.

• The win over Southern Utah was Head coach Mark Farley's 150th career victory. He is the winningest coach in UNI and Missouri Valley Football History and the 10th coach in FCS history with 150 FCS victories.

• UNI is 11th in the FCS in total defense, 10th in scoring defense, 22nd in tackles for loss and 12th in sacks. After four games with three or more turnovers, the Panthers are now third in the FCS and first in the MVFC in turnovers gained.

• Isaiah Weston and Chris Kolarevic are building resumes for comeback player of the year honors. Weston missed all of last season and through nine games sits atop the MVFC in receiving TDs, Receiving yards and yards per catch. Kolarevic has played in just seven games, but is already fifth on the team in total tackles and earned a pair of MVFC Player of the Week honors.

• The Panthers have earned a Missouri Valley Player of the Week honor after eight of 10 games this season. Matthew Cook was named the Special Teams Player of the Week after the Iowa State game and again after Missouri State, McElvain earned Newcomer of the Week honors after the Southern Utah game and Elerson G. Smith was named the Defensive Player of the Week after the Idaho State win and again after the Youngstown State victory. Against Weber State, McElvain earned his second NOFW honor and Chris Kolarevic picked up DPOTW honors and again after the South Dakota game. Isaiah Weston was named the Offensive Player of the Week after the South Dakota game. Omar Brown earned DPOTW and NOTW honors after the Illinois State game.

2019 SCHEDULE

Date	UNI RNK	OPP RNK	Opponent	Time/Result
AUGUST				
31	18/20	21/24	at Iowa State	L, 29-26 (30T)
SEPTEMBER				
7	11/12	-/-	SOUTHERN UTAH	W, 34-14
21	9/8	RV/-	IDAHO STATE	W, 13-6
28	9/7	5/6	at Weber State	L, 29-17
OCTOBER				
5	13/13	18/17	YOUNGSTOWN STATE*\$	W, 21-14
12	10/10	1/1	at North Dakota State*	L, 46-14
19	14/15	RV/-	SOUTH DAKOTA*	W, 42-27
26	11/12	-/-	at Missouri State*	W, 29-6
NOVEMBER				
2	9/10	7/7	at Illinois State*	W, 27-10
9	5/7	-/-	INDIANA STATE*	W, 17-9
16	4/5	9/9	at South Dakota State*	2 p.m.
23	-/-	-/-	WESTERN ILLINOIS*	1 p.m.

All Times Central
 Rank: STATS or AP/Coaches
 HOME GAMES
 * MVFC Conference Game
 \$ Homecoming

2019 MVFC STANDINGS

School	MVFC	Overall
North Dakota State	6-0	10-0
UNI	5-1	7-3
Illinois State	4-2	7-3
South Dakota State	4-2	7-3
Southern Illinois	4-2	6-4
South Dakota	3-3	4-6
Youngstown State	1-5	5-5
Indiana State	1-5	3-7
Missouri State	1-5	1-8
Western Illinois	1-5	1-9



UNIVERSITY INFORMATION

Location Cedar Falls, Iowa
 Founded 1876
 Enrollment 10,497
 Nickname Panthers
 Colors Purple & Old Gold
 Affiliation Division I - FCS
 Conference Missouri Valley Football
 President Mark Nook
 Athletics Director David Harris
 NCAA Faculty Rep. Elaine Eshbaugh

FOOTBALL INFORMATION

Head Coach Mark Farley
 Alma Mater UNI, '87/'94
 Career Record 156-81/19th Year
 UNI Record Same
 MVFC Record 98-44
 2018 Record 7-6
 2018 MVFC Record 5-3
 2018 MVFC Finish T 3rd
 2018 Postseason Second Round
 2018 Final Rank Coaches: RV/STATS: 23rd
 2019 Preseason Coaches: 20th/STATS: 18th
 First Year of Football 1895
 FCS Playoff Appearances 20
 MVFC Championships 16
 Wins Over FBS Foes 11

FOOTBALL STAFF

Mark Farley Head Coach
 Jeremiah Johnson Defensive Co./DBs
 Ryan Mahaffey Offensive Co./TEs
 D.J. Vokolek Assist. Head Coach/LBs
 Ryan Clanton Run Game Co./OL
 Nick Danielson Running Backs
 Bryce Paup Defensive Line
 Justin Roper Quarterbacks
 Isaac Fruechte Wide Receivers
 Keelon Brookins Defensive Backs

SUPPORT STAFF

Jed Smith Strength & Conditioning
 Zachary Smith Equipment
 Travis Stueve Athletic Training
 Jerek Wolcott Athletic Communications

ONLINE

www.UNIPanthers.com

SOCIAL MEDIA

Twitter @UNIFootball
 @UNIathletics
 Facebook UNIFootball
 Instagram @UNIathletics
 @UNIPantherFootball
 Snapchat UNIathletics
 YouTube UNI Athletics

Playoff Preview

The NCAA FCS Selection committee released its Top-10 Rankings with three weeks remaining in the regular season and the Panthers came in at No. 6. South Dakota State was ranked third before their loss against Illinois State.

Polls

UNI moved up to the fourth spot in the FCS STATS poll and moved up to the No. 5 spot in the FCS Coaches' Poll. SDSU fell to No. 9 in both polls after falling to Illinois State.

Young Panthers

Through 10 games, 11 freshmen or redshirt freshmen have seen the field for UNI and five have started. Will McElvain (QB, R-Fr.), Omar Brown (CB, Fr.), Trevon Alexander (LB, R-Fr.), Tristan Scott (TE, R-Fr.) and Matthew Cook (PK, Fr.) have all started games for UNI.

Kicking off a Solid Career

Freshman kicker Matthew Cook was named the starter the week of the Iowa State game and started his career with a bang. He hit his first-ever collegiate field goal attempt, a 50-yarder and added three more in game one. He is 15-18 for the season. He sits atop the MVFC in field goal made and second in field goal percentage.

Paltry Penalties

The Panthers are ranked first in the MVFC and 7th in the FCS for penalties per game at 4.67.

Strength of Schedule

After the non-conference slate is complete and playing three ranked MVFC opponents so far in conference play, UNI is sixth in the FCS in strength of schedule according to Massey Ratings.

Tackles for Loss

As a team, UNI averages for 7.5 tackles for loss per game, which ranks first in the MVFC and 22nd in the FCS. The Panthers are also 12th in the FCS in sacks at 3.00 per game.

Dominating Defense

The Panthers rank 11th in the FCS in total defense and 10th in the FCS in scoring defense. UNI is now fourth in turnover margin.

Defensive Fresh Faces

Junior college transfer Spencer Cuvelier is fourth on UNI with 51 total tackles. Omar Brown (4th) and Spencer Perry (13th) are all in the UNI top-15 in total tackles after six games. Christian Jegen, Chris Kolarevic and Seth Thomas are the only Panthers that were in the top-10 of tackles in both 2018 and through 10 games of 2019.

SportsCenter Regulars

Deion McShane's first-quarter touchdown reception against Southern Utah was more than just a touchdown. After catching the ball, the defender appeared to tackle McShane before the receiver flipped over the back of the defender and landed on his feet and sprinted to the end zone for the 56-yard TD. It is the third consecutive season that a Panther has made the SCS Top 10. Xavior Williams' walk-off Pick-6 against South Dakota State made the list in 2018 and Jared Farley's one-handed touchdown against Monmouth in the 2017 playoffs made the show in 2017.

Wonderful Williams

Preseason All-American Xavior Williams is currently ranked 42nd in the FCS in passes defended per game (1.0). He also has a pair of fumble recoveries.

Brown is Ballin'

True freshman Omar Brown earned the starting nod at the cornerback position to start game one and has shined so far. The former Minnesota All-Star Game Defensive MVP has 10 passes defended, including a MVFC-high five interceptions. He is currently fourth for UNI with 58 total tackles, including three tackles for loss.

Kolarevic Returns with a Vengeance

Chris Kolarevic returned from last year's season-ending injury with a bang, earning MVFC Player of the Week honors after the game at Weber State, his first game back. Against South Dakota, he notched a career-high 19 tackles and grabbed PoTW honors again.

Elerson Elevation

Redshirt junior Elerson G. Smith showed his future promise last year in the final three games of the season when he combined for 6.0 tackles for loss and 5.0 sacks. Through nine games, he has a team-high 16.5 TFLs and 12.0 sacks. Taking into account his last three games of 2018, he has 22.5 TFLs and 17.0 sacks in the last 13 games. He was named the MVFC Player of the Week after recording 3.0 sacks against Idaho State and again after recording 2.5 sacks against Youngstown State.

Welcome Back Weston

Isaiah Weston was an MVFC All-Freshman honoree in 2017, but missed 2018 with an injury. Through 10 games, he has 39 catches for a MVFC-high 982 yards and a MVFC-high 10 touchdowns, including at least one in seven straight games between the Idaho State and Missouri State.



1.20 SPG
ELERSON G. SMITH

Elerson G. Smith is third in the FCS and is first in the Missouri Valley Football Conference with 1.20 sacks per game.



UNI MVFC PLAYERS OF THE WEEK

**9/1 - Matthew Cook
Special Teams Player of the Week**

In the first game of his career, Cook hit four field goals, including the first 50-yard field goal for UNI since the 2015 season. He hit from 50, 31, 49, 28. His last two field goals came in overtimes of the 3OT loss.

**9/8 - Will McElvain
Newcomer of the Week**

McElvain went 17-of-25 for 262 yards and three touchdowns to lead UNI to the win. He completed six of his first eight passes and threw three touchdowns to three different receivers while not throwing an interception.

**9/22 - Elerson G. Smith
Defensive Player of the Week**

Smith recorded a career-high three sacks to go along with a career-high 3.5 tackles for loss and nine tackles. He also had a forced fumble and a knocked down a pass.

**9/28 - Chris Kolarevic
Defensive Player of the Week**

Kolarevic saw his first action since the South Dakota game on Oct. 18, 2018. In limited action, he tallied four tackles and a sack. He helped UNI hold Weber State to just one offensive yard in the second half and -7 yards in the third quarter.

**9/28 - Will McElvain
Newcomer of the Week**

McElvain threw for 219 yards and two touchdowns on 16-of-29 passing at No. 5 Weber State. He also ran for 105 yards on 16 carries to lead the Panther rushing attack.

**10/6 - Elerson G. Smith
Defensive Player of the Week**

For the second time this season, UNI junior defensive end Elerson G. Smith earned MVFC Player of the Week after racking up 2.5 sacks and 3.0 tackles for loss in the 13th-ranked Panthers' 21-14 win over No. 18 Youngstown State.

**10/20 - Chris Kolarevic
Defensive Player of the Week**

Kolarevic recorded a career-high 19 tackles, including a sack to lead the Panther defense. The 19 tackles are one shy of the NCAA single-game high in the FCS this season.

Taking Care of the Ball

Freshman quarterback Will McElvain has just three interceptions on the season. The Panthers are tied for 8th in the FCS for interceptions thrown.

Markvember

During his time at UNI, head coach Mark Farley has amassed a 58-10 mark in November. Farley has gone undefeated during November 10 times (2001, 2004, 2005, 2007, 2008, 2011, 2012, 2014, 2015, 2017) while having a losing record once during the month (2002).

Players of the Week

A UNI player has earned MVFC Player of the Week honors after eight of 10 games played this season. UNI has notched 11 total POTW honors, tied for second-most in program history with the 1996 season. UNI recorded a school-record 13 in 2001.

POTW Breakdown

Isaiah Weston - Offensive Player of the Week
Will McElvain - Newcomer of the Week (2)
Elerson G. Smith - Defensive Player of the Week (2)
Matthew Cook - Special Teams Player of the Week (2)
Chris Kolarevic - Defensive Player of the Week (2)
Omar Brown - Defensive Player of the Week
- Newcomer of the Week

Ballhawking

The Panther rank fourth in the FCS in turnover margin. UNI has tallied 23 turnovers, including 16 over the last four games. The Panthers are 13th in the FCS for fumbles recovered and 8th in the FCS for interceptions. The Panthers are first in the MVFC in defensive touchdowns and 18th in the FCS.

Common Acronym

Indiana State was the fourth and final opponent of the season for the Panthers with an ISU acronym. The Panthers opened the season against Iowa State, hosted Idaho State in week three, traveled to Illinois State last week. The four schools are the only in any division with the "ISU" acronym.

National Watch Lists

Omar Brown and Will McElvain were named to the FCS STATS Jerry Rice Award (Freshman of the Year) Watch List and Elerson G. Smith was named to the FCS STATS Buck Buchanan Award (Defensive Player of the Year) Watch List.



15 FGs
MATTHEW COOK

Matthew Cook leads the MVFC and is tied for seventh in the FCS for field goals made with 15.

QUICK NOTES

- Xavier Williams' 53-yard fumble return for a touchdown against Iowa State is the longest fumble return touchdown in school history. (8/31)

- Matthew Cook's 50-yard field goal against Iowa State was longer than any field goal that the Panthers made during the 2018 season. It was the longest field goal since Michael Schmadeke made a 50-yard field goal in the fourth quarter at home against South Dakota in 2015. (8/31)

- The Iowa State game was the first overtime game since the Panthers defeated Cal Poly 45-38 in the UNI-Dome on Sept. 9, 2017. The first double-overtime game for UNI since the 37-34 loss to South Dakota State on Oct. 26, 2013, and the first triple-overtime game since a 29-26 win at Cal Poly in 2002. (8/31)

- Two Panthers surpassed 100-yards against Southern Utah. Deion McShane caught eight passes for 110 yards and a touchdown and Isaiah Weston gathered in five catches for 105 yards and a scored, it was his first touchdown of the year after missing the 2018 season with an injury. (9/7)

- Will McElvain threw touchdowns to three different receivers (McShane, Weston, James), all in the first half. (9/7)

- Deion McShane tallied five of the first six receptions of the game for UNI against Southern Utah. (9/7)

- Through three quarters, the Panthers held Southern Utah to just 111 total yards of offense. (9/7)

- Trevor Allen rushed the ball six consecutive times to start the second half against Southern Utah. (9/7)

- Elerson Smith recorded a career-high three sacks to go along with a career-high 3.5 tackles for loss and nine tackles, his previous best was two sacks, three tackles for loss (Both Missouri State, 2017) and five tackles (Iowa State, 2019). (9/21)

- The Panthers held Idaho State out of the end zone. It is the first game of the season that UNI did not allow the opponent to score a TD. (9/21)

- UNI held Idaho State under 100 yards rushing. It is the first time in the 2019 season that UNI held an opponent under 100 yards rushing. UNI held four opponents under 100 yards in 2018. (9/21)

- UNI held Weber State to -7 yards in the third quarter and just one total yard of offense in the second half. (9/28)

- Against Weber State, Will McElvain was the first UNI quarterback to Rush for 100 yards and pass for 100 since Aaron Bailey accomplished the feat against Eastern Washington in 2013. (9/28)



UNI MVFC PLAYERS OF THE WEEK
(Cont.)

10/20 - Isaiah Weston
Offensive Player of the Week

Weston tied the UNI-Dome TD reception record and racked up a career-high 189 yards receiving to lead UNI to its biggest offensive day on the year. He tallied four catches, three of which were touchdowns and three of which were over 50 yards. He has now scored touchdowns in six consecutive games.

10/27 - Matthew Cook
Special Teams Player of the Week

UNI freshman kicker Matthew Cook was 3-3 on field goals and 3-3 on PATs Saturday in rainy conditions. The freshman opened the scoring for the Panthers with a 49-yard field goal to put UNI up 3-0 in the second quarter. He added a 22-yard field goal minutes later to give UNI a 6-0 lead and hit another field goal in the third quarter.

11/3 - Omar Brown
Defensive Player of the Week
Newcomer of the Week

Brown notched two interceptions, a tackle for loss and five total tackles in the Ninth-ranked Panthers road win over No. 7 Illinois State Saturday in Normal, Illinois. In the first half, Brown had a TFL on fourth down to end a promising Illinois State drive in Panther territory. With less than a minute to go in the second quarter, he recorded his first interception of the game which led to a TD. He picked off his second pass with 5:33 to play in the game to help UNI close out the statement road win.

UNI STATS NATIONAL PLAYERS OF THE WEEK

9/2 - Matthew Cook
Special Teams Player of the Week

In the first game of his career, Cook hit four field goals, including the first 50-yard field goal for UNI since the 2015 season. He hit from 50, 31, 49, 28. His last two field goals came in overtimes of the 30T loss.

11/3 - Matthew Cook
Freshman of the Week

Brown notched two interceptions, a tackle for loss and five total tackles in the Ninth-ranked Panthers road win over No. 7 Illinois State Saturday in Normal, Illinois.

- The Panthers outgained Weber State 384-285 in the game. It was the best offensive output of the year for UNI. (9/28)

- UNI plays four teams with an ISU moniker. The Panthers opened with Iowa State, topped Idaho State and will meet Illinois State and Indiana State in MVFC play.

- The Panthers are 4-0 at home for the first time since the 2011 season. UNI finished that year 10-3 and advanced to the FCS Quarterfinals. (10/5)

- Isaiah Weston notched a career-high 189 yards receiving against South Dakota. It was the fourth game over 100 yards in 2019 and was his third consecutive game breaking his career-high. (10/19)

- Kris Kolarvic recorded 19 tackles against South Dakota. One shy of the NCAA single-game high in the FCS this season. It's also the most in the MVFC this year (surpassing the previous high by three tackles). (10/19)

- The Panther defense tallied six turnover (3 INT, 3 FR) against South Dakota. The last time UNI recorded six turnovers was Sept. 8, 2012 against DII Central State (Ohio). The last time that UNI recorded six turnovers against a DI team was New Hampshire on Dec. 6, 2008 (4 INT, 2 FR). (10/19)

- Against Missouri State, Isaiah Weston became just the second Panther ever to score a touchdown in seven consecutive games. The only Panther to match the feat is UNI Hall of Famer Eddie Berlin who accomplished the feat in 2000. (10/26)

- Weston moved into the top-10 in single-season receiving TD record book with 10 on the year. He is now tied for eighth with Mike Furrey (1998, 1999) and Brian Baker (1999). (10/26)

- Against Missouri State, Will McElvain recorded his seventh 200-yard passing effort in eight games this season. He now has thrown for 1,948 yards with just three interceptions on the season. (10/26)

- Austin Evan tallied two fumble recoveries, both on special teams plays. He has two interceptions on the seasons for four total takeaways. (10/26)

- The Panthers held Missouri State to under 200 yards of offense. It is the first time UNI held an opponent under 200 yards was against Missouri State in 2016. (10/26)

- UNI recored four turnovers against Illinois State, including three in four Illinois State offensive plays. (11/2)

- Illinois State recorded just 210 offensive yards. It was the second consecutive game that UNI held their opponent to 210 yards or less.

- Omar Brown's two interceptions is the most in a game since Elijah Campbell picked off two passes against North Dakota State in 2017. (11/2)

- Against Illinois State, Will McElvain threw three touchdowns. It was his third three-TD game of the season. He previously threw three TDs against Southern Utah and South Dakota. He is third in the MVFC and 27th in the FCS for passing TDs with 17 on the year. (11/2)

- Suni Lane recorded his first and second career touchdowns against Illinois State. They were just his third and fourth career receptions. (11/2)

- The four-game win streak is the first since 2017. (11/2)

- The Panthers have recorded 16 takeaways in the last four games and are now ranked fourth in the FCS in turnover margin. (11/9)

- UNI held Indiana State out of the end zone. It is the second game of the season when the Panthers held their opponent without a touchdown. (11/9)

- Elerson G. Smith moved into the top-10 all-time for Career tackles for loss at and is now 10th with 27.5. He also moved up to eighth all-time with 137 career sack yards. He is one forced fumble away from moving into the top 10 in the single-season category. (11/9)



5 INTs
OMAR BROWN

Omar Brown leads the MVFC with five interceptions. He is also tied with the single-game high with 2.



LAST MEETING

SOUTH DAKOTA STATE

Oct. 20, 2018
UNI-Dome (12,013)

South Dakota State	9
UNI	24

SCORE BY QUARTER

SDSU	3	0	0	6	9
UNI	0	7	7	10	24

SCORING SUMMARY

1st 11:04 SDSU – Vinatieri, 37-yd fg
 2nd 07:00 UNI – Rima, 27-yd reception
 3rd 08:43 UNI - Allen, 1-yd run
 4th 11:19 SDSU – Vinatieri, 47-yd fg
 06:34 SDSU – Vinatieri, 57-yd fg
 03:53 UNI - Errthum, 32-yd fg
 00:23 UNI – Williams, 30-yd int. return

STATS

	SDSU	UNI
First Downs	16	15
Net Rushing	51	154
Net Passing	325	172
Plays-Total Offense	70-376	57-326

GAME LEADERS

Passing: Eli Dunne (13-22-0, 172yds, 1 TDs)
 Rushing: Marcus Weymiller (20 rush, 108 yds)
 Receiving: Deion McShane (4 catches, 67 yds)
 Defense: Duncan Ferch (13 total, 5 solo)

Saturday's Match up

The Panthers hit the road for the fourth Top-10 match up of the season for UNI. The Panthers are now 7-3 on the year and are 5-1 in MVFC. South Dakota State fell at home to Illinois State for their third loss on the year. UNI leads the series 31-21-2. Over the last six meetings, including a playoff meeting in 2017, the two teams are 3-3 and South Dakota State outscored UNI 147-146. Last year, the Panthers won with an exclamation when Xavior caught a walk-off pick-six in the final seconds of the game.

South Dakota State

For the second game in a row, the Panthers face a team that is reeling after the loss of their starting quarterback. J'Bore Gibbs looks like a star in the making, but went down with an injury during the North Dakota State game. True freshman Keaton Heide was pushed into the starting lineup, during his three games of meaningful action he is 28-47 for a pair of touchdowns and two interceptions.

John Stiegelmeier

Stiegelmeier has 22 years of experience as the head man at South Dakota State. He has 165 career wins and 97 victories as a full Division I member. He has led SDSU to back-to-back double-digit win seasons in the last two years and made the FCS playoffs each of the last seven seasons.

SDSU Offense

The Jackrabbits are ranked 44th in total offense, but 15th in rushing offense behind outstanding running Pierre Strong. Strong is ranked 11th in the FCS in yards at 1,004 and fifth in yards per carry at 7.17. Cade Johnson is the primary target in the offense. He has 914 yards receiving and seven touchdowns on the season, both second in the MVFC behind Isaiah Weston.

SDSU Defense

Another Week, another elite defense for UNI to face. The Panthers have face a team in the top 30 in scoring defense. SDSU is seventh in the FCS, Illinois State ranks eighth and Indiana State ranks 30th. The Jackrabbits are eighth in passing yards allowed, Quintin Hicks leads SDSU with 4.5 sacks on the year and Christian Rozeboom has a team-high 82 tackles.

GAME 11	SOUTH DAKOTA ST.
	Nov. 16, 2019 Dana J. Dykhouse Stadium (19,340)

Location Brookings, S.D.
 Head Coach John Stiegelmeier (23rd yr)
 Coach Record (overall/school) 165-103/165-103
 2018 Record 10-3
 2018 MVFC Record 6-2/2nd
 Football Contact Jason Hove
 Office (605) 688-4623
 Email Jason.Hove@sdstate.edu
 Website GoJacks.com
 Conference Website Valley-Football.org



SERIES VS. SOUTH DAKOTA STATE

Series History UNI leads, 31-21-2
 In Brookings Tied, 11-11
 In Cedar Falls UNI leads, 20-10
 First Meeting (1935) UNI 22, SDSU 13
 Last Meeting (2018) UNI 24, SDSU 9
 Last UNI Win (2018) UNI 24, SDSU 9
 Last SDSU Win (2017) SDSU 37, UNI 22
 Farley vs. South Dakota State 9-5
 Stiegelmeier vs. UNI 5-9

SERIES UNDER FARLEY (Since 2001)

Year	Result	Score	Location
2006	W	27-17	H
2007	W	31-17	A
2008	W	34-20	H
2009	L	24-14	A
2010	W	24-14	H
2011	W	31-14	A
2012	W	27-6	H
2013	L (2OT)	37-34	A
2014	L	31-28	H
2015	W	10-7	A
2016	L	45-24	H
2017	W	38-18	A
2017	L	37-22	A
2018	W	24-9	H

PLAYER COMPARISON

Value	 Player		Player	 Value
1,240	Pierre Strong	All Puposue Yards	Isaiah Weston	982
7	Chase Vinatieri	FGM	Matthew Cook	15
2	Christian Rozeboom	Interceptions	Omar Brown	5
438.7	Pierre Strong	Pass Eff.	Will McElvain	142.99
54	Pierre Strong	Points	Matthew Cook	72
436.5	Ben Dinkel	Punt Avg	Zac Kibby	310.7
212	Jaxon Janke	Punt Ret Yds	Xavior Williams	115
51	Cade Johnson	Receptions	Isaiah Weston	39
914	Cade Johnson	Receiving Yards	Isaiah Weston	982
1,004	Pierre Strong	Rush Net Yards	Tyler Hoosman	380
4.5	Quintin Hicks	Sacks	Elerson Smith	12
82	Christian Rozeboom	Tackles	Bryce Flater	80
1,146	J'Bore Gibbs	Tot Off	Will McElvain	2,356



2019 FCS STATS POLL (11/11)

Rank	Team	Record
1	North Dakota State (153)	10-0
2	James Madison	9-1
3	Weber State	8-2
4	UNI	7-3
5	Montana	8-2
6	Sacramento State	7-3
7	Illinois State	7-3
8	South Dakota St.	7-3
9	Furman	7-3
10	Montana State	7-3
11	Dartmouth	8-0
12	Florida A&M	8-1
13	Villanova	7-3
14	Central Arkansas	7-3
15	Southeast Missouri St.	7-3
16	Kennesaw State	8-2
17	Monmouth	8-2
18	Princeton	7-1
19	Central Connecticut St.	9-1
20	Towson	6-4
21	Wofford	6-3
22	Austin Peay	7-3
23	SE Louisiana	6-3
24	Nicholls	6-4
25	North Carolina A&T	6-3

2019 FCS COACHES POLL (11/11)

Rank	Team	Record
1	North Dakota State (26)	10-0
2	James Madison	9-1
3	Weber State	8-2
4	Montana	8-2
5	UNI	7-3
6	Sacramento State	7-3
7	Furman	7-3
8	Illinois State	7-3
9	South Dakota State	7-3
10	Montana State	7-3
11	Kennesaw State	8-2
12	Dartmouth	8-0
13	Central Arkansas	7-3
14	Florida A&M	8-1
15	Monmouth (N.J.)	8-2
16	Villanova	7-3
17	Southeast Missouri State	7-3
18	Central Connecticut State	9-1
19	Princeton	7-1
20	Wofford	6-3
21	Towson	6-4
22	Austin Peay	7-3
23	Southeastern Louisiana	6-3
24	Nicholls	6-4
25	North Carolina A&T	6-3

Polls Week-by-Week

	Pre	1	2	3	4	5	6	7	8	9	10	11
STATS	18	11	11	9	9	13	10	14	11	9	5	4
AFC A	20	12	10	8	7	13	10	15	12	10	7	5

Academic Honors

Five UNI Panther football graduates were named to the National Football Foundation & College Hall of Fame 2019 NFF Hampshire Honor Society. UNI is one of just 29 colleges and universities across all divisions that have had at least one player recognized in all 13 years of the society.

National Football League

After cut-downs to the 53-man rosters, L.J. Fort (Philadelphia), David Johnson (Arizona) and Xavier Williams (Kansas City) made their respective Teams and Fountain was placed on the Colts IR after a devastating injury after a stellar showing in camp.

Big Finishes in the Polls

UNI has finished the year in the Top 25 in 14 of the last 18 seasons, and the Panthers have taken home a top-five ranking in seven of the last 16 seasons.

Tough Slate

According to Massey, the Panthers played the toughest schedule in the FCS in 2018. It is the third time in five years that UNI has faced the toughest schedule.

Home Sweet Home

UNI holds a mark of 217-54-1 all-time in the UNI-Dome. The Panthers started playing home games in the UNI-Dome in 1976.

Preseason All-Americans

UNI senior Tight End Briley Moore and junior cornerback Xavier Williams earned preseason All-America honors. Moore was named Second-Team All-America by Hero Sports and STATS. Williams earned Third Team All-American honors from Hero Sports.

Preseason All-MVFC

UNI is represented by three members on the 2018 Missouri Valley Football Conference's preseason squad. Senior Tight End Briley Moore and senior guard Jackson Scott-Brown were named to the offensive first team. Junior cornerback Xavier Williams was named to the defensive first team and named Honorable Mention for his kick return abilities.

Preseason MVFC Poll

The Panthers were picked fifth in the MVFC Preseason Poll.



ISAIAH WESTON

Isaiah Weston was named a Mayo Clinic Comeback Player of the Year Nominee. He is one of 30 nominees honored by CoSIDA and the Mayo Clinic this season.

In the Playoffs

UNI has made 20 FCS playoff appearances, including four of the last five seasons. The Panthers have advanced to the quarterfinals 13 times. UNI has made seven trips to the semifinals. UNI played for the FCS national title in 2005.

2019 Team Captains

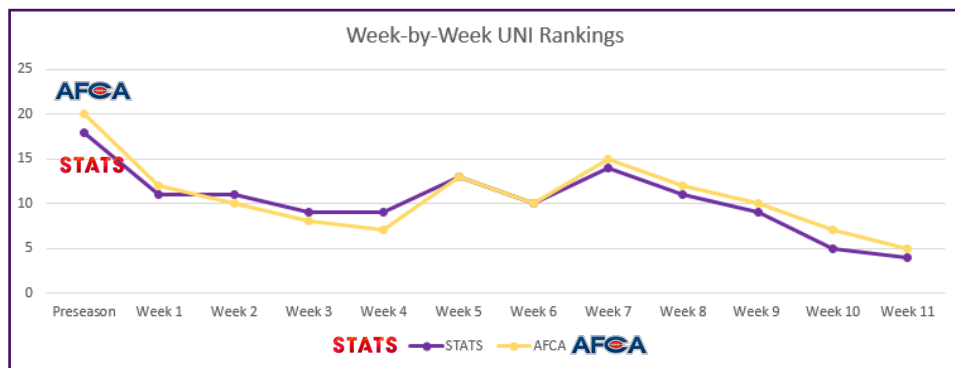
UNI coach Mark Farley named Senior tight end Briley Moore and senior offensive lineman Jackson Scott-Brown captains before the start of fall camp. At the end of camp, he added senior wide receiver Jaylin James and senior running back Trevor Allen to the list.

Celebrations

College football and the Missouri Valley Football Conference will celebrate significant milestones this year. 2019 marks the 150th anniversary of college football and the 35th season of the MVFC (Formerly the Gateway Conference).

Watch List

Tight end Briley Moore was named to the Reese's Senior Bowl Watch List. He returns as the Panther's leading returning receiver and is the reception touchdown leader.



NUMERICAL ROSTER

NO.	NAME	POS.	HT.	WT.	YR.	HOMETOWN / HIGH SCHOOL / PREV. SCHOOL
1	Roosevelt Lawrence	DB	6-0	165	Sr.	Tampa, Fla. / Alonso / Iowa Central CC
1	Drew Enke	WR	6-3	175	Fr.	Clear Lake, Iowa / Clear Lake HS
2	Alphonso Soko	RB	5-8	190	R-So.	Muscatine, Iowa / Muscatine HS
3	Suni Lane	WR	6-3	203	R-Jr.	Bettendorf, Iowa / Bettendorf HS
4	Deion McShane	WR	5-9	175	So.	Freeport, Ill. / Freeport HS
4	Luke Velky	DB	6-0	190	Fr.	Waverly, Iowa / Waverly-Shell Rock HS
5	Korby Sander	DB	6-1	215	R-Jr.	Belmond, Iowa / Belmond-Klemme HS
6	Micah Mayberry	DB	6-2	200	Jr.	Blue Springs, Mo./Blue Springs South HS / Butler CC
8	Spencer Perry	LB	6-3	210	R-Jr.	Bradenton, Fla./IMG Academy / South Alabama
9	Xavior Williams	DB	5-11	184	R-Jr.	Burlington, Iowa / Notre Dame HS
10	Eric Mooney	DB	6-2	190	So.	West Dundee, Ill./ Huntley HS
11	Justin Fomby	QB	6-3	180	Fr.	Lawrenceville, Ga./Central Gwinnett HS
12	Nick Phillips	WR	5-8	189	R-Jr.	Iowa City, Iowa / Regina
13	Will McElvain	QB	5-11	197	R-Fr.	Des Moines, Iowa / Lincoln HS
14	Nate Martens	QB	6-3	225	Fr.	St. Louis, Mo. / DeSmet Jesuit HS
15	Jacob Keller	QB	6-3	185	R-So.	Aurora, Ill. / Fenwick
16	Elerson G. Smith	DL	6-7	245	R-Jr.	Minneapolis, Minn. / Minneapolis South HS
17	Christian Ellsworth	QB	6-4	210	Sr.	Grand Island, Neb. / Grand Island Northwest HS
18	Tate Storbeck	TE	6-3	230	Fr.	Clear Lake, Iowa/Clear Lake HS
19	Logan Wolf	WR	6-4	190	Fr.	Cedar Falls, Iowa/Cedar Falls HS
20	Jevon Brekke	DB	6-3	209	So.	Minneapolis, Minn. / DeLaSalle HS
21	Christian Jegen	DB	6-1	210	Sr.	Shawnee, Kan. / Mill Valley HS
22	Bryce Flater	LB	6-2	245	R-So.	Grundy Center, Iowa / Grundy Center HS
23	Trey Lasek	DB	6-1	175	Fr.	Ainsworth, Iowa / Highland HS
24	Sam Schnee	RB	5-10	123	R-Fr.	Dubuque, Iowa / Senior HS
24	Omar Brown	DB	6-0	195	Fr.	Minneapolis, Minn. / North Senior HS
25	Trevor Allen	RB	5-10	210	Sr.	Waukee, Iowa / Waukee HS
26	Isaiah Nimmers	DB	5-9	180	R-Jr.	Cedar Rapids, Iowa / Washington HS
27	Austin Evans	DB	6-1	190	R-Jr.	Kansas City, Mo. / Archbishop O'Hara HS
28	Liam McComas	FB	6-1	205	Fr.	Iowa City, Iowa/Iowa City HS
29	Christian Seres	RB	5-10	197	Fr.	Hudson, Iowa/Hudson HS
29	Jessie Smith	LB	6-3	195	So.	Hollywood, Fla. / Miramar HS/ Hutchinson CC
30	Sam Gary	RB	5-9	210	Fr.	Cedar Falls, Iowa / Cedar Falls HS
31	Kendall Robinson	RB	5-11	200	Fr.	Waterloo, Iowa/Waterloo East HS
32	Tyler Hoosman	RB	6-0	212	R-So.	Plainfield, Ill. / Plainfield
33	Nick McCabe	RB	6-0	215	Fr.	Caledonia, Minn. / Caledonia HS
34	Edwin Dearman	DB	5-10	188	Fr.	Houston, Texas/ Nimitz HS
35	Skyler Meyers	LB	6-3	212	Fr.	Blue Springs, Mo. / Blue Springs HS
36	Trevon Alexander	LB	6-2	186	R-Fr.	Richmond, Mo./ Richmond HS
37	Aaron Graham	RB	6-0	202	Sr.	Oak Grove, Mo. / Oak Grove HS
38	Zac Kibby	DB/P	6-0	215	R-Jr.	Algona, Iowa / Bishop Garrigan HS
39	Cameron Baker	LB	6-0	241	Fr.	Council Bluffs, Iowa/Thomas Jefferson HS
40	Alfonzo Lambert	LB	6-1	219	R-Jr.	Rockford, Ill. / Auburn HS
41	Spencer Cuvelier	LB	6-3	240	R-So.	Cresco, Iowa / Cestwood HS / Iowa Central CC
42	Caleb Lomica	LB	6-4	204	Fr.	Alleman, Iowa/North Polk HS
43	Jackson Martens	LB	6-3	230	Jr.	Burnsville, Minn./Burnsville HS / Iowa Central CC
44	Jared Brinkman	DL	6-02	290	Jr.	Iowa City, Iowa / Regina HS
45	Brock Hadachek	LB	6-4	226	R-So.	Dysart, Iowa / Union HS
46	Devin Rice	DL	6-3	228	R-Fr.	Liberty, Mo. / Liberty North HS
47	Riley Van Wyhe	LB	6-3	234	R-So.	Rock Rapids, Iowa / Central Lyon HS
48	Chris Kolarevic	LB	6-1	230	R-So.	Traverse City, Mich. / Saint Francis HS
49	Jake McLaughlin	LB	6-2	215	Fr.	Defiance, Iowa/ Harlan HS
50	Jordan Gayer	LB	6-2	224	R-Fr.	Waverly, Iowa / Waverly-Shell Rock HS
51	Evan Knowler	LS	5-11	200	R-Fr.	Pleasant Hill, Iowa / Southeast Polk HS
52/98	William Blaser	OL	6-1	281	Jr.	Peosta, Iowa / Western Dubuque
53	Weston Schultz	LB	6-4	230	Jr.	Mason City, Iowa / Mason City
54	Reed Snitker	LB	6-3	217	Fr.	Dubuque, Iowa / Hempstead HS

ALPHABETICAL ROSTER

NO.	NAME	POS.
36	Trevon Alexander	LB
25	Trevor Allen	RB
89	Alex Allen	TE
64	Hezekiah Applegate	DL
61	Chase Arends	OL
39	Cameron Baker	LB
52	William Blaser	OL
81	Tristan Bohr	TE
99	Khristian Boyd	DL
20	Jevon Brekke	DB
44	Jared Brinkman	DL
24	Omar Brown	DB
76	Spencer Brown	OL
94	Tim Butcher	DL
97	Mathew Cook	PK
57	Kurt Countryman	OL
41	Spencer Cuvelier	LB
34	Edwin Dearman	DB
62	Sam Drysdale	PK
59	Zac Ebeling	OL
71	Nick Ellis	OL
17	Christian Ellsworth	QB
1	Drew Enke	WR
27	Austin Evans	DB
90	Dawson Fenton	TE
22	Bryce Flater	LB
11	Justin Fomby	QB
82	Nick Fossey	WR
93	Joe Friedrich	LS
30	Sam Gary	RB
88	Maverick Gatrost	TE
50	Jordan Gayer	LB
37	Aaron Graham	RB
45	Brock Hadachek	LB
65	Jesse Hilby	OL
32	Tyler Hoosman	RB
96	Caden Houghtelling	DL
83	Jaylin James	WR
21	Christian Jegen	DB
58	Isaac Jorgensen	PK
15	Jacob Keller	QB
68	Clayton Kempf	OL
38	Zac Kibby	DB/P
51	Evan Knowler	LS
48	Chris Kolarevic	LB
40	Alfonzo Lambert	LB
3	Suni Lane	WR
23	Trey Lasek	DB
1	Roosevelt Lawrence	DB
60	Jackson Leistikow	OL
42	Caleb Lomica	LB
55	Colton Lueck	OL
14	Nate Martens	QB
43	Jackson Martens	LB
6	Micah Mayberry	DB
33	Nick McCabe	RB
28	Liam McComas	FB



NUMERICAL ROSTER

NO.	NAME	POS.	HT.	WT.	YR.	HOMETOWN / HIGH SCHOOL / PREV. SCHOOL
55	Colton Lueck	OL	6-4	308	Sr.	Dyersville, Iowa / Beckman Catholic High School
56	Tanner Sauerbrei	DE	6-4	180	Fr.	Fairbank, Iowa / Wapsie Valley HS
57	Kurt Countryman	OL	6-1	285	R-Fr.	Moville, Iowa / Woodbury Central HS
58	Isaac Jorgensen	K	5-10	174	Fr.	Dike, Iowa/Dike-New Hartford HS
59	Zac Ebeling	LB	6-2	245	R-So.	Mount Pleasant, Iowa / Mount Pleasant
60	Jackson Leistikow	OL	6-1	297	Fr.	Cedar Falls, Iowa / Cedar Falls HS
61	Chase Arends	OL	6-1	290	R-Fr.	Cedar Falls, Iowa / Dike-New Hartford HS
62	Sam Drysdale	PK	6-0	200	Sr.	Cedar Rapids, Iowa / Cedar Rapids Prairie HS
63	Nate Murphy	PK	6-1	178	R-So.	West Des Moines, Iowa / Valley HS
64	Hezekiah Applegate	DL	6-3	302	Sr.	Johnston, Iowa / Johnston HS
65	Jesse Hilby	OL	6-2	273	Fr.	Dubuque, Iowa / Hempstead HS
66	Nick Simpson	LS	5-10	215	R-So.	Des Moines, Iowa / Dowling Catholic HS
67	Erik Sorensen	OL	6-6	320	R-So.	Waukee, Iowa / Waukee HS
68	Clayton Kempf	OL	6-6	283	Fr.	Williamsburg, Iowa / Williamsburg HS
70	Trevor Penning	OL	6-7	321	R-So.	Clear Lake, Iowa / Newman Catholic HS
71	Nick Ellis	OL	6-4	325	R-Jr.	Parkersburg, Iowa / Aplington-Parkersburg HS
72	Justin Peine	OL	6-6	309	R-So.	Parker, Kan. / Prairie View HS
73	Mason Neisen	OL	6-5	317	R-So.	Denver, Iowa / Denver HS
74	Jackson Scott-Brown	OL	6-4	321	Sr.	Council Bluffs, Iowa / St. Alberts HS
75	Jared Penning	OL	6-6	338	Fr.	Clear Lake, Iowa / Clear Lake HS
76	Spencer Brown	OL	6-9	310	R-Jr.	Lenox, Iowa / Lenox HS
77/85	Matthew Vanderslice	OT/TE	6-8	282	Jr.	Olathe, Kan. / Northwest HS
78	Tristan Roper	OL	6-5	280	Fr.	Blue Spring, Mo. / Blue Springs South HS
80	Isaiah Weston	WR	6-4	208	R-So.	Albertville, Minn. / St. Michael-Albertville HS / Iowa
81	Tristan Bohr	TE	6-4	246	Sr.	Cresco, Iowa / Crestwood
82	Nick Fossey	WR	6-1	199	R-Jr.	Lakeville, Minn. / Lakeville North
83	Jaylin James	WR	6-4	207	Sr.	Des Moines, Iowa / Des Moines East HS
84	Jayden Scott	TE	6-5	240	R-Fr.	Omaha, Neb. / Concordia HS
86	Briley Moore	TE	6-4	249	Sr.	Blue Springs, Mo. / Blue Springs South HS
87	Jalen Rima	WR	6-1	205	Sr.	Cedar Rapids, Iowa / Prairie HS
88	Maverick Gatrost	TE	6-3	243	Fr.	Center Point, Iowa / Center Point-Urbana HS
89	Alex Allen	TE	6-6	242	R-Fr.	Nixa, Mo. / Nixa HS
90	Dawson Fenton	TE	6-2	222	Fr.	Sioux City, Iowa/ Bishop Heelan Catholic HS
91	Brawntae Wells	DL	6-3	267	R-Jr.	Des Moines, Iowa / Dowling Catholic HS
92	Sean Wendel	DL	6-3	235	R-Fr.	Clear Lake, Iowa / Clear Lake HS
93	Joe Friedrich	LS	6-1	224	Sr.	Cedar Falls, Iowa / Janesville / Iowa Central CC
94	Tim Butcher	DT	6-2	300	R-Jr.	Palmer, Iowa / Manson NW Webster
95	Seth Thomas	DL	6-6	264	Sr.	Stillwell, Kan. / Blue Valley Southwest HS
96	Caden Houghtelling	DL	6-3	255	R-Fr.	Cambridge, Neb. / Cambridge HS
97	Mathew Cook	K	5-11	175	Fr.	Cedar Falls, Iowa / Cedar Falls HS
99	Khristian Boyd	DL	6-4	281	R-Fr.	Blue Springs, Mo. / Blue Springs HS

ALPHABETICAL ROSTER

NO.	NAME	POS.
13	Will McElvain	QB
49	Jake McLaughlin	LB
4	Deion McShane	WR
35	Skyler Meyers	LB
10	Eric Mooney	DB
86	Briley Moore	TE
63	Nate Murphy	PK
73	Mason Neisen	OL
26	Isaiah Nimmers	DB
72	Justin Peine	OL
70	Trevor Penning	OL
75	Jared Penning	OL
8	Spencer Perry	DB
12	Nick Phillips	WR
46	Devin Rice	DL
87	Jalen Rima	WR
31	Kendall Robinson	RB
78	Tristan Roper	OL
5	Korby Sander	DB
56	Tanner Sauerbrei	DE
23	Sam Schnee	RB
53	Weston Schultz	LB
84	Jayden Scott	TE
74	Jackson Scott-Brown	OL
29	Christian Seres	RB
66	Nick Simpson	LS
16	Elerson Smith	DL
29	Jesse Smith	DB
54	Reed Snitker	LB
2	Alphonso Soko	RB
67	Erik Sorensen	OL
18	Tate Storbeck	TE
95	Seth Thomas	DL
47	Riley Van Wyhe	LB
77	Matthew Vanderslice	OL
4	Luke Velky	DB
91	Brawntae Wells	DL
92	Sean Wendel	DL
80	Isaiah Weston	WR
9	Xavior Williams	DB
19	Logan Wolf	WR

PRONUNCIATION GUIDE

- | | | |
|--------------------------|------------------------------|------------------------|
| #1 Drew Ink-EE | #28 Liam Mic-Comb-As | #87 Jay-len Rhyme-awe |
| #1 Rose-eh-velt Lawrence | #32 Tyler Hoos-man | #88 Maverick Gay-trost |
| #2 Alphonso Soak-Oh | #41 Spencer Coov-eh-leer | #93 Joe Fred-Rick |
| #3 Soon-EE Lane | #50 Jordan Guy-er | #96 Caden Ho-telling |
| #4 Luke Velk-EE | #54 Reed Snit-Ker | |
| #6 Maw-Kai Mayberry | #55 Colton Leek | Coaches |
| #11 Justin Fomb-EE | #60 Jackson Lie-stick-owe | Ryan Muh-Haff-EE |
| #13 Will Mac-el-vain | #58 Clayton Kempf (phonetic) | Bryce Pop |
| #18 Tate Store-beck | #72 Justin Pine-ee | Isaac Frick-Tee |
| #20 Jev-On Brek-EE | #73 Mason Nice-Son | Key-Ion Brook- INs |
| #22 Byce Flay-Ter | #79 Tanner Sour-Brei | |
| #23 Trey Lay-sick | #81 Tristan Bore | |

2019 Roster Breakdown

Seniors.....	14
Juniors.....	22
Sophomores.....	21
Freshmen.....	42
From Iowa.....	64

Note: Class breakdown is by athletic eligibility.



UNI FOOTBALL DEPTH CHART

(As of 11/11)

OFFENSE

Pos.	No.	Name	Yr.	Ht.	Wt.	Hometown
LT	70	Trevor Penning	R-So.	6-7	321	Clear Lake, Iowa
	77	Matt Vanderslice	Jr.	6-8	282	Olathe, Kan.*
LG	74	Jackson Scott-Brown	Sr.	6-4	321	Council Bluffs, Iowa
	72	Justin Peine	R-So.	6-6	309	Parker, Kan.
C	73	Mason Neisen	R-So.	6-5	317	Denver, Iowa
	55	Colton Lueck	Sr.	6-4	286	Dyersville, Iowa
RG	71	Nick Ellis	R-Jr.	6-4	325	Parkersburg, Iowa
	67	Erik Sorensen	R-So.	6-6	320	Waukee, Iowa
RT	76	Spencer Brown	R-Jr.	6-8	290	Lenox, Iowa
	78	Tristan Roper	Fr.	6-5	280	Blue Springs, Mo.
TE	84	Jayden Scott	R-Fr.	6-5	240	Omaha, Neb.
	98	Matt Vanderslice	Jr.	6-8	282	Olathe, Kan.*
WR	80	Isaiah Weston	R-So.	6-4	206	Albertville, Minn.
	3	Suni Lane	R-Jr.	6-3	203	Bettendorf, Iowa
WR	37	Aaron Graham	Sr.	6-0	192	Oak Grove, Mo.
	12	Nick Phillips	R-Jr.	5-8	189	Iowa City, Iowa
WR	83	Jaylin James	Sr.	6-3	202	Des Moines, Iowa
	23	Sam Schnee	R-Fr.	5-10	193	Dubuque, Iowa
QB	13	Will McElvain	R-Fr.	5-11	197	Des Moines, Iowa
	15	Jacob Keller	R-So.	6-1	206	Aurora, Ill.
RB	25	Tevor Allen	Sr.	5-10	210	Waukee, Iowa
	33	Nick McCabe	Fr.	6-0	215	Caledonia, Minn.

*Wears 77 on O-line and 98 at TE.

DEFENSE

Pos.	No.	Name	Yr.	Ht.	Wt.	Hometown
DE	95	Seth Thomas	Sr.	6-5	262	Stillwell, Kan.
	91	Brawntae Wells	R-Jr.	6-2	261	Des Moines, Iowa
NT	44	Jared Brinkman	Jr.	5-11	290	Iowa City, Iowa
	96	Caden Houghtelling	R-Fr.	6-3	255	Cambridge, Neb.
DT	94	Tim Butcher	R-Jr.	6-2	300	Palmer, Iowa
	99	Khristian Boyd	R-Fr.	6-4	281	Blue Springs, Mo.
DE	16	Elerson G. Smith	R-Jr.	6-5	230	Minneapolis, Minn.
	46	Devon Rice	R-Fr.	6-3	228	Liberty, Mo.
OLB	27	Austin Evans	R-Jr.	6-1	190	Kansas City, Mo.
	or 36	Trevon Alexander	R-Fr.	6-2	186	Richard, Mo.
	40	Alfonzo Lambert	R-Jr.	6-1	219	Rockford, Ill.
MLB	48	Chris Kolarevic	R-So.	6-1	230	Traverse City, Mich.
	41	Spencer Cuvelier	So.	6-3	230	Cresco, Iowa
MLB	22	Bryce Flater	R-So.	6-2	245	Grundy Center, Iowa
	43	Jackson Martens	Jr.	6-3	230	Burnsville, Minn.
R	8	Spencer Perry	R-Jr.	6-3	215	Bradenton, Fla.
	20	Jevon Brekke	So.	6-3	209	Minneapolis, Minn.
FS	21	Christian Jegen	Sr.	6-1	210	Shawnee, Kan.
	10	Eric Mooney	So.	6-2	190	West Dundee, Ill.
CB	24	Omar Brown	Fr.	6-0	195	Minneapolis, Minn.
	6	Micah Mayberry	Jr.	6-2	200	Blue Springs, Mo.
CB	9	Xavior Williams	R-Jr.	5-11	175	Burlington, Iowa
	1	Roosevelt Lawrence	Sr.	6-0	170	Tampa, Florida

SPECIAL TEAMS

Pos.	No.	Name	Yr.	Ht.	Wt.	Hometown
K	97	Matthew Cook	Fr.	5-11	175	Cedar Falls, Iowa
	63	Nate Murphy	R-So.	6-1	178	West Des Moines, Iowa
P	63	Nate Murphy	R-So.	6-1	178	West Des Moines, Iowa
	38	Zac Kibby	R-Jr.	6-0	215	Algona, Iowa
H	63	Nate Murphy	R-So.	6-1	178	West Des Moines, Iowa
	17	Christian Ellsworth	R-Sr.	6-4	210	Grand Island, Neb.
LS	93	Joe Friedrich	Sr.	6-0	206	Cedar Falls, Iowa
	66	Nick Simpson	R-So.	5-10	215	Des Moines, Iowa
KR	9	Xavior Williams	R-Jr.	5-11	175	Burlington, Iowa
	4	Deion McShane	So.	5-9	155	Freeport, Ill.
PR	9	Xavior Williams	R-Jr.	5-11	175	Burlington, Iowa

COACHING STAFF

HEAD COACH	Mark Farley Career Record 156-81 (98-44 MVFC) 19th Season
ASSISTANT HEAD COACH/LINEBACKERS	D.J. Vokolek 3rd Season
OFFENSIVE COOR./TIGHT ENDS	Ryan Mahaffey 1st Season
DEFENSIVE COOR./DBS	Jeremiah Johnson 13th Season
RUN GAME COOR./OFFENSIVE LINE	Ryan Clanton 2nd Season
RUNNING BACKS	Nick Danielson 5th Season
DEFENSIVE LINE	Bryce Paup 2nd Season
QUARTERBACKS	Justin Roper 1st Season
WIDE RECEIVERS	Isaac Fruechte 1st Season
DEFENSIVE BACKS	Keelon Brookins 1st Season





MARK FARLEY

HEAD COACH | 19th Season

UNI head coach Mark Farley, once known as the “walk on from Waukon”, has led the Panthers to a mark of 149-78 in his 18 years at the helm of the program. He is entering his 19th season as the head coach.

In Missouri Valley Football Conference play, Farley has guided the Panthers to a record of 93-42 for an impressive .688 winning percentage in league play. Farley is the MVFC’s all-time coaching wins leader with 93 league victories.

Included in that 16-year run for Farley and the Panthers are seven conference championships, 10 playoff appearances, 14 top-25 final rankings, three national semifinal appearances and one national title game appearance in 2005. Farley holds the UNI record for postseason coaching victories with 15 with an overall playoff record of 15-12.

Through his leadership, the Panthers returned to the glory days when they won seven straight conference titles and made seven consecutive FCS playoff appearances in the decade of the ‘90s. In Farley’s 18 years at the helm, UNI has won at least a share of seven Missouri Valley Football Conference titles. UNI also has advanced to the quarterfinals (2003, 2007, 2011, 2015), semifinals (2001, 2008) and the national title game (2005) in seven of those nine playoff appearances. Fourteen of Farley’s 17 previous Panther teams have finished the season ranked in the top-25, defeating 85 top-25 ranked foes in the process.

He was named the 2007 Eddie Robinson FCS Coach of the Year.

In 2018, UNI returned to the Playoffs for the fourth time in five years, despite facing the toughest schedule in the country according to Massey Ratings. UNI won four games against ranked foes and defeated Lamar University in the UNI-Dome in the first round of the FCS Playoffs. The Panthers finished the season with 10 all-conference honorees, including five first-team honorees, two second-team players and three honorable mention honorees.



COACHING EXPERIENCE

- 2001-Present: Head Coach, UNI
- 1997-2000: Assistant Coach, Kansas (LBs)
- 1996: Recruiting Coordinator, UNI
- 1989-97: Assistant Coach, UNI (LBs)
- 1986-88: Graduate Assistant, UNI

EDUCATION

- Waukon High School, 1981
- UNI, 1987 | Major: Education
- UNI, 1994 | Master’s: Health Education

PLAYING EXPERIENCE

- UNI, 1983-86
- Led the team in tackles from 1984-86
- 1985 MVFC Co-Defensive Player of the Year
- Co-Captain of 1985 FCS National Semifinal team
- Three-time first team all-conference
- Two-time All-American honorable mention
- Two-time academic All-District
- Outstanding Senior Athlete-Variety Club of Iowa
- UNI Purple and Old Gold Award

PERSONAL

- Hometown: Waukon, Iowa
- Family: Wife, Lori; sons Jake and Jared; daughter Jamie.



HEAD COACHING RECORD

Year	Overall Record	MVFC Record	Final Standing	FCS Playoffs	Final Poll (STATS)
2001	11-3	6-1	1st	Semis	4
2002	5-6	2-5	6th	-	-
2003	10-3	6-1	T-1st	2nd Rd	5
2004	7-4	5-2	3rd	1st Rd	25
2005	11-4	5-2	T-1st	Runner-Up	2
2006	7-4	5-2	3rd	-	17
2007	12-1	6-0	1st	2nd Rd	4
2008	12-3	7-1	T-1st	2nd Rd	4
2009	7-4	5-3	3rd	-	18
2010	7-5	6-2	1st	1st Rd	19
2011	10-3	7-1	T-1st	2nd Rd	6
2012	5-6	4-4	7th	-	-
2013	7-5	3-5	7th	-	-
2014	9-5	6-2	3rd	2nd Rd	10
2015	9-5	5-3	4th	3rd Rd	8
2016	5-6	4-4	5th	-	-
2017	8-5	5-2	T-2nd	2nd Rd	17
2018	7-6	5-3	T-3rd	2nd Rd	23
2019	7-3	5-1			
TOTAL	156-81	98-44			

AWARDS & HONORS

- All-time winningest coach in UNI history (155 victories)
- 2012 UNI Athletics Hall of Fame Inductee
- 2007 Eddie Robinson Award recipient
- 2007 Schutt Sports FCS Coach of the Year
- 2007 Liberty Mutual Coach of the Year finalist
- Led UNI to first perfect regular season in MVFC History (2007)
- Guided UNI to first-ever National Championship game (2005)
- 2005 Northwest Region Coach of the Year
- 2001 AFCA NCAA FCS Region 4 Coach of the Year
- 2001, 2007 MVFC Bruce Craddock Coach of the Year
- Placed 3rd in 2001 Eddie Robinson Award ballot
- Placed 10th in 2003 Eddie Robinson Award ballot
- Placed 12th in 2008 Eddie Robinson Award ballot
- Placed 15th in 2005 Eddie Robinson Award ballot
- Best record (11-3) of all MVFC rookie coaches in 2001

FARLEY NOTES

- Head coach Mark Farley enters his 19th season as the head coach at UNI. He is the winningest coach in UNI and Missouri Valley Football Conference History with 97 MVFC victories.
- He is currently 11th among active FCS coaches for winning percentage with a 156-81 (.657) record.
- Farley currently ranks ninth in among active coaches in wins.
- He opened 2019 ranked 17th all-time in FCS win percentage with a 149-78 (.656) record.
- Farley opened 2019 ranked 33rd all-time among FCS coaches with 149 career wins.
- Has coached in 26 career playoff games with a 15-11 record.
- Led UNI to the playoffs four of the last five seasons.
- In 18 seasons as a head coach, Farley has led UNI to a winning record in 15 seasons.
- Farley has coached 140 All-America team selections.
- 16 of Farley's players earned MVFC Player of the Year honors.
- Has four wins against FBS opponents, including three victories against Iowa State (2007, 2013, 2016)
- Farley has 24 wins over Top-10 ranked opponents.



2019 SITUATIONAL RECORDS

vs. FBS opponents.....	0-1
vs. FCS opponents.....	7-2
vs. Top 25 opponents.....	2-3
vs. Top 10 opponents.....	1-2
UNI scores first.....	4-0
Opponent scores first.....	3-3
UNI leads after 1st quarter.....	5-0
Opponent leads after 1st quarter.....	2-2
UNI leads at halftime.....	5-0
Opponent leads at halftime.....	2-3
UNI leads after 3rd quarter.....	7-1
Opponent leads after 3rd quarter.....	0-2

UNI OFFENSE

Scores 20+ points.....	5-1
Scores 30+ points.....	2-0
Total Offense: 400+ yards.....	1-0
Total Offense: 500+ yards.....	0-0
Rushing: 200+ yards.....	1-0
Rushing: 300+ yards.....	0-0
Rushing Att: 40 or more.....	0-0
Passing: 200+ yards.....	4-3
Passing: 300+ yards.....	0-0
At least 20 first downs.....	0-0
Convert at least 40% 3rd down.....	1-0
Two-or-fewer turnovers.....	6-2
Avg. field position: 30 or better.....	5-1

UNI DEFENSE

Scoring: Allow 15 points or less.....	6-0
Scoring: Allow 20 points or less.....	6-0
Allow 300 yards or less.....	5-1
Rushing: Allow 150 yards or less.....	7-1
Rushing: Allow 100 yards or less.....	4-1
Passing: Allow 150 yards or less.....	3-1
Passing: Allow 100 yards or less.....	0-0
Allow 15 or fewer first downs.....	4-1
Opp. convert less than 33% 3rd dwn.....	2-1
Opp. has two or more turnovers.....	5-0
Avg. field position 30 or worse.....	2-0
Avg. field position 20 or worse.....	0-0

UNI HAS A...

100-yard rusher.....	1-1
200-yard passer.....	4-3
300-yard passer.....	0-0
100-yard receiver.....	4-2
100-yard rusher/200 yd. passer.....	1-0

THE LAST TIME...

UNI TEAM

Scored 30-40 points.....	vs Southern Utah, 9/7/19 (34 pts)
Scored 40-50 points.....	at South Dakota, 10/19/19 (42 pts)
Scored 50-60 points.....	vs Indiana State, 11/7/15 (59 yds)
Scored 60+ points.....	vs Missouri State, 10/22/16 (61 pts)
Rushed for 200 yards.....	vs South Dakota, 10/19/19 (204 yds)
Rushed for 300 yards.....	at Indiana State, 11/5/16 (307 yds)
Rushed for 400 yards.....	at Portland State, 12/5/15 (401 yds)
Passed for 200 yards.....	at Missouri State, 10/26/19 (238 yds)
Passed for 300 yards.....	vs NDSU, 10/6/18 (362 yds)
Passed for 400 yards.....	vs. Missouri State, 10/22/16 (418 yds)
400 yards Total Offense.....	vs South Dakota, 10/19/19 (417 yds)
500 yards Total Offense.....	vs. Monmouth, 11/25/16 (520 yds)
600 yards Total Offense.....	vs. South Dakota, 9/12/09 (712 yds)

UNI INDIVIDUAL

3 Rushed for 100 yds.....	vs. Indiana State, 11/10/07 Darian Williams (115), Derrick Law (105), Taylor Brookings (101)
2 Rushed for 100 yds.....	vs. Lamar, 11/24/18 Marcus Weymiller (128), Trevor Allen (113)
1 Rushed for 100 yds.....	vs South Dakota, 10/19/19, Tyler Hoosman (111)
1 Rushed for 200 yds.....	vs. Missouri State, 11/22/14, David Johnson (205)
2 Rushed for 200 yds.....	at Portland State, 12/5/15 Aaron Bailey (200), Tyvis Smith (207)
Passed for 200 yds.....	vs South Dakota, 10/19/19, Will McElvain (213)
Passed for 300 yds.....	vs NDSU, 10/6/18, Eli Dunne (362)
Passed for 400 yds.....	vs. Missouri State, 10/22/16, Eli Dunne (418)
Received for 100 yds.....	at Missouri State, 10/26/19, Isaiah Weston (157)
2 Received for 100 yds.....	vs. Southern Utah, 9/7/19 Deion McShane (110), Isaiah Weston (105)
Received for 150 yds.....	at Missouri State, 10/26/19, Isaiah Weston (157)
Received for 200 yds.....	at Iowa, 8/30/14, David Johnson (203)
Rush 100, Receive 100.....	at South Dakota State, 9/15/07 Corey Lewis (125 rush, 164 rec.)
Pass 100, Rush 100.....	at Weber State, 9/28/19, Will McElvain (219 Pass, 105 Rush)
Scored 3 TDs Rushing.....	at Indiana State, 11/5/16, Michael Malloy
Scored 4 TDs Rushing.....	at Missouri State, 11/14/15, Aaron Bailey
Scored 3 TDs Receiving.....	vs. South Dakota, 10/19/19, Isaiah Weston
Scored 4 TDs Receiving.....	vs. Western Illinois, 9/29/95, Dedric Ward
Interception Return TD.....	vs. South Dakota, 10/19/19, Austin Evans (16)
Fumble Return TD.....	vs Iowa State, 8/31/19 Xavior Williams (53 yds)
Kick Return TD.....	vs. SDSU, 11/19/16, Jalen Rima (99 yds)
Punt Return TD.....	at Indiana State, 11/5/16, Jalen Rima (94 yds)
Intercepted 2 Passes.....	at Illinois State, 11/2/2019, Omar Brown
Intercepted 3 Passes.....	vs. Illinois State, 11/13/04, Dre Dokes
Kicked 4 Field Goals.....	at Iowa State, 8/31/19, Matthew Cook
Kicked 5 Field Goals.....	vs. Tennessee Tech, 11/28/15, Michael Schmadeke
Kicked 50+ Yard Field Goal.....	at Iowa State, 8/31/19, Matthew Cook (50 yards)



Record Watch

Career Interception Return Yards

1. 270 - Ray Mitchell (6-270), 2013-14

10. **184 - Xavior Williams (8-184), 2017-**

Career Fumble Returns

1. 3 - Jared Farley (3-76), 2014-17

4. **2 - Xavior Williams (2-55), 2017-**

7. **1 - Chris Kolarevic (1-40), 2018-**

1 - Alphonso Soko (1-8), 2018-

1 - Isaiah Nimmers (1-5), 2018-

1 - Brawntae Wells (1-0), 2017-

Career Fumble Return TDs

1. **1 - Brawntae Wells, 2017-**

1 - Xavior Williams, 2017-

Career Fumble Return Yards

1. 76 - Jared Farley (3-76), 2014-17

2. **55 - Xavior Williams (1-55), 2017-**

3. 41 - Makinton Dorleant (2-41), 2013-15

4. **40 - Chris Kolarevic (1-40), 2018-**

Season Fumble Return Yards

1. 69 - Jared Farley (2-69), 2017

2. **55 - Xavior Williams (2-55), 2019**

3. 41 - Makinton Dorleant (2-41), 2015

4. **40 - Chris Kolarevic (1-40), 2019**

Season Fumble Returns

1. 3 - John Williams, 1969

3 - Dan Goddard, 1969

3. **2 - Xavior Williams, 2019**

9. **1 - Chris Kolarevic, 2019**

Career TFLs

1. 56.0 - Karter Schult (51-10/266), 2012-16

9. 29.5 - Xavier Williams (23-13/120), 2010-14

10. **27.5 - Elerson G. Smith (21.5/123), 2017-**

Career TFL yards

1. 266 - Karter Schult (51-10/266), 2012-16

7. **154 - Elerson G. Smith (/123), 2017-**

Career Sack yards

1. 215 - Karter Schult (33-5/215), 2012-16

8. **137 - Elerson G. Smith (14-3/108), 2017-**

Passes Defended

1. 51 - Willie Beamon (40 Brup, 11 int), 1990-92

10. **27 - Xavior Williams (19 Brup, 8 int), 2017-**

Season Receiving TDs

1. 17 - Dedric Ward, 1996

19. **10 - Isaiah Weston, 2019**

Receiving TDs

1. 50 - Dedric Ward, 1993-96

t10. 18 - Jarred Herring, 2008-11

15 - Isaiah Weston, 2017-

2019 Statistical Leaders

OFFENSE

Passing Yards

Career
Will McElvain 2,115

Season
Will McElvain 2,115
2019

Game
Will McElvain 262
9/7/19 vs Southern Utah

Passing TDs

Career
Will McElvain 18

Season
Will McElvain 18
2019

Game
Will McElvain 3
9/7/19 vs Southern Utah
10/19/19 vs South Dakota
11/2/19 at Illinois State

Rushing YDs

Career
Trevor Allen 1,403

Season
Trevor Allen 611
2018

Game
Trevor Allen 180
9/27/18 at Indiana State

Rushing TDs

Career
Trevor Allen 9

Season
Trevor Allen 5
2018

Game
Trevor Allen 2
9/27/18 at Indiana State

Tyler Hoosman 2
10/19/19 vs South Dakota

Receiving YDs

Career
Isaiah Weston 1,362

Season
Isaiah Weston 982
2019

Game
Isaiah Weston 189
10/19/19 vs South Dakota

Receiving TDs

Career
Isaiah Weston 15

Season
Isaiah Weston 10
2019

Game
Isaiah Weston 3
10/19/19 vs South Dakota

DEFENSE

Total Tackles

Career
Korby Sander 128

Season
Bryce Flater 80
2019

Game
Chris Kolarvic 19
10/19/19 vs South Dakota

Sacks

Career
Elerson G. Smith 20.0

Season
Elerson G. Smith 12.0
2019

Game
Elerson G. Smith 3.0
9/21/19 vs Idaho State

TFLs

Career
Elerson G. Smith 27.5

Season
Elerson G. Smith 16.5
2019

Game
Bryce Flater 5.0
12/1/18 at UC Davis

Interceptions

Career
Xavior Williams 8

Season
Omar Brown 5
2019

Game
Omar Brown 2
11/2/18 at Illinois St



VALLEY FOOTBALL STATS

MVFC OFFENSIVE STATS

SCORING OFFENSE	G	TD	FG	XPT	2XP	DXP	Saf	Pts	Avg/G
1. North Dakota St.	10	55	9	47	3	0	0	410	41.0
2. Youngstown State	10	45	5	42	0	0	0	327	32.7
3. South Dakota	10	43	8	41	1	0	0	325	32.5
4. South Dakota St.	10	42	8	33	2	0	2	317	31.7
5. Southern Illinois	10	39	6	35	0	0	0	287	28.7
6. Northern Iowa	10	28	15	27	0	0	0	240	24.0
7. Illinois State	10	27	12	26	1	0	0	226	22.6
8. Western Illinois	10	25	7	25	0	0	0	196	19.6
9. Indiana State	10	18	12	16	0	0	0	160	16.0
10. Missouri State	9	17	6	12	1	0	0	134	14.9

MVFC DEFENSIVE STATS

SCORING DEFENSE	G	TD	FG	XPT	2XP	DXP	Saf	Pts	Avg/G
1. North Dakota St.	10	13	11	11	1	0	1	126	12.6
2. South Dakota St.	10	21	9	16	2	0	0	173	17.3
3. Illinois State	10	23	6	20	0	0	1	178	17.8
4. Northern Iowa	10	21	14	18	1	0	1	190	19.0
5. Indiana State	10	30	8	27	1	0	0	233	23.3
6. Southern Illinois	10	32	5	27	0	0	0	234	23.4
7. Youngstown State	10	41	2	38	2	0	0	294	29.4
8. South Dakota	10	44	4	41	1	0	0	319	31.9
9. Western Illinois	10	46	14	42	0	0	0	360	36.0
10. Missouri State	9	43	10	37	2	0	0	329	36.6

MVFC INDIVIDUAL STATS

TOTAL OFFENSE	Cl	G	Rush	Pass	Plays	Total	Yds/G
1. Simmons, Austin-USD	Sr	10	490	2628	480	3118	311.8
2. Trey Lance-NDSU	Fr	10	637	1792	272	2429	242.9
3. McElvain, Will-UNI	Fr	10	241	2115	355	2356	235.6
4. Peyton Huslig-MSU	Sr	9	32	1877	394	1909	212.1
5. J'Bore Gibbs-SDSU	Fr	6	88	1058	159	1146	191.0
6. Mays, Nathan-YSU	Sr	9	311	1287	237	1598	177.6
7. Lyles, Kare-SIU	Jr	8	-13	1342	220	1329	166.1
8. Davis, Brady-ILS	Jr	10	144	1505	265	1649	164.9
9. Sampson, Connor-WIU	Jr	10	-147	1728	359	1581	158.1
10. Wilderman, Kurt-INS	So	7	-26	882	182	856	122.3

SCORING	Cl	G	TD	FG	XPT	2XP	Pts	Pts/G
1. Robinson, James-ILS	Sr	10	15	0	0	0	90	9.0
Williams Jr., J-SIU	Fr	10	15	0	0	0	90	9.0
3. Cook, Matthew-UNI	Fr	10	0	15	27	0	72	7.2
4. Griffin Crosa-NDSU	Fr	10	0	8	46	0	70	7.0
5. Lorber, Mason-USD	Jr	10	0	8	41	0	65	6.5
6. Fenlason, Sam-ILS	Sr	10	0	12	26	0	62	6.2
7. Adam Cofield-NDSU	Jr	10	10	0	0	0	60	6.0
Weston, Isaiah-UNI	So	10	10	0	0	0	60	6.0
9. McFadden, C.-YSU	So	10	0	5	41	0	56	5.6
10. Pierre Strong-SDSU	So	10	9	0	0	0	54	5.4

TACKLES (All positions)	Cl	G	Pos	Solo	Ast	Total	Avg/G
1. Glasco, Clayton-INS	Sr	7	LB	31	35	66	9.4
2. McNeece Egbim-MSU	Sr	9	LB	48	35	83	9.2
3. Brown, Qua-SIU	Jr	10	DB	68	22	90	9.0
4. Griffith, Jonas-INS	Sr	10	LB	39	50	89	8.9
5. Cochrane, Jack-USD	Jr	10	LB	47	39	86	8.6
6. C. Rozeboom-SDSU	Sr	10	LB	36	46	82	8.2
7. Glisan, Zach-WIU	Sr	10	LB	41	39	80	8.0
Flater, Bryce-UNI	So	10	LB	40	40	80	8.0
9. Kolarevic, C.-UNI	So	7	LB	20	34	54	7.7
10. Jegen, C.-UNI	Sr	10	DB	36	40	76	7.6

SACKS	Cl	G	Pos	Solo	Ast	Total	Avg/G
1. Smith, Elerson-UNI	Jr	10	DL	11	2	12.0	1.20
2. Derrek Tuszka-NDSU	Sr	9	DE	8	3	9.5	1.06
3. Reed, Justus-YSU	Sr	10	DE	9	1	9.5	0.95
4. McKnight, Romeo-ILS	Jr	10	DL	7	2	8.0	0.80
5. Richmond, M.-YSU	Sr	10	DE	6	2	7.0	0.70
6. Brinkman, Jared-UNI	Jr	10	DL	5	2	6.0	0.60
7. Calhoun, Makel-SIU	So	9	LB	5	1	5.5	0.61
8. Knighton, Antho-SIU	Jr	10	DE	4	2	5.0	0.50
Greenfield, D.-USD	Sr	10	DL	5	0	5.0	0.50
Whitcomb, D.-USD	Sr	10	DL	5	0	5.0	0.50

SCORING DRIVES

Opponent	Qtr.	Plays	Yards	TOP	Scoring Play	Obtained
at Iowa State	3rd	7	33	2:04	Cook 50-yd fg	KO
at Iowa State	3rd	15	75	6:45	Cook 31-yd fg	KO
at Iowa State	3rd	0	0	0:00	Williams 53-yd fumble return	Fumble
at Iowa State	OT	4	-6	0:00	Cook 49-yd fg	OT
at Iowa State	OT	7	25	0:00	T. Allen 7-yd rec. from McElvain	OT
at Iowa State	OT	6	14	0:00	Cook 28-yd fg	OT
vs Southern Utah	1st	4	70	1:58	McShane 56-yd rec. from McElvain	Punt
vs Southern Utah	2nd	6	67	2:47	Weston 39-yd rec. from McElvain	FGA
vs Southern Utah	2nd	6	45	2:14	Cook 45-yd fg	Punt
vs Southern Utah	2nd	10	61	3:41	James 10-yd rec. from McElvain	Punt
vs Southern Utah	3rd	8	36	4:13	Cook 27-yd fg	Punt
vs Southern Utah	3rd	3	1	1:21	McCabe 1-yd run.	Downs
vs Idaho State	2nd	4	5	1:21	Cook 39-yd fg	INT
vs Idaho State	4th	6	58	2:30	Weston 17-yd rec. from McElvain	Punt
vs Idaho State	4th	7	37	2:22	Cook 20-yd fg	INT
at Weber State	1st	6	58	2:51	Cook 35-yd fg	KO
at Weber State	2nd	6	81	2:16	Weston 37-yd rec. from McElvain	FGA
at Weber State	4th	13	95	6:12	James 2-yd rec. from McElvain	Punt
vs Youngstown St.	1st	8	80	3:19	Weston 39-yd rec. from McElvain	Punt
vs Youngstown St.	2nd	8	79	3:49	T. Allen 10-yd run	Punt
vs Youngstown St.	2nd	7	75	3:44	Hoosman 15-yd run	KO
at NDSU	2nd	2	11	0:44	Weston 17-yd rec. from McElvain	Fumble
at NDSU	2nd	8	65	3:49	Hoosman 6-yd run	KO
vs South Dakota	1st	5	75	1:28	Weston 8-yd rec. from McElvain	KO
vs South Dakota	1st	3	75	1:22	Hoosman 8-yd run	KO
vs South Dakota	2nd	0	0	0:00	Evans 17-yd interception	INT
vs South Dakota	3rd	4	75	1:15	Weston 65-yd rec. from McElvain	KO
vs South Dakota	3rd	3	58	1:24	Weston 54-yd rec. from McElvain	Punt
vs South Dakota	4th	7	75	3:49	Hoosman 1-yd run	KO
at Missouri St	2nd	13	50	6:31	Cook 49-yd fg	Punt
at Missouri St	2nd	6	15	2:45	Cook 22-yd fg	Fumble
at Missouri St	2nd	2	6	0:09	McElvain 6-yd run	Fumble
at Missouri St	2nd	2	45	1:17	Weston 46-yd rec. from McElvain	Punt
at Missouri St	3rd	8	54	3:26	Cook 38-yd fg	Punt
at Missouri St	3rd	1	70	0:10	Weston 70-yd rec. from McElvain	Punt
at Illinois St.	1st	7	61	3:28	James 11-yd rec. from McElvain	Punt
at Illinois St.	2nd	5	47	0:24	Lane 16-yd rec. from McElvain	INT
at Illinois St.	4th	9	65	4:49	Lane 27-yd rec. from McElvain	KO
at Illinois St.	4th	4	3	2:11	Cook 23-yd fg	INT
at Illinois St.	4th	4	9	2:25	Cook 33-yd fg	Fumble
Indiana St.	1st	4	75	1:58	Lane 25-yd rec. from McElvain	KO
Indiana St.	2nd	5	25	1:56	Cook 22-yd fg	Punt
Indiana St.	2nd	7	70	3:00	T. Allen 13-yd run	INT



OFFENSE

Opponent	WR	TE/WR	LT	LG	C	RG	RT	QB	RB	WR	WR
at Iowa State	James	Moore	Vanderslice	Scott-Brown	Neisen	Trev. Penning	Brown	McElvain	T. Allen	McShane	Weston
Southern Utah	James	Bohr	Trev. Penning	Scott-Brown	Sorensen	Ellis	Brown	McElvain	T. Allen	McShane	Weston
Idaho State	James	Bohr	Trev. Penning	Scott-Brown	Neisen	Ellis	Brown	McElvain	T. Allen	McShane	Weston
at Weber State	James	Bohr	Trev. Penning	Scott-Brown	Neisen	Sorensen	Brown	McElvain	T. Allen	McShane	Weston
Youngstown State	James	Vanderslice	Trev. Penning	Scott-Brown	Neisen	Sorensen	Brown	McElvain	T. Allen	McShane	Weston
North Dakota State	James	Graham	Trev. Penning	Scott-Brown	Neisen	Ellis	Brown	McElvain	T. Allen	McShane	Weston
South Dakota	James	Scott	Trev. Penning	Scott-Brown	Neisen	Ellis	Brown	McElvain	T. Allen	Graham	Weston
at Missouri State	James	Lane	Trev. Penning	Scott-Brown	Neisen	Ellis	Brown	McElvain	T. Allen	Graham	Weston
at Illinois State	James	Scott	Trev. Penning	Scott-Brown	Neisen	Ellis	Brown	McElvain	T. Allen	Graham	Weston
Indiana State	James	Scott	Trev. Penning	Scott-Brown	Neisen	Ellis	Brown	McElvain	T. Allen	Graham	Weston
at South Dakota State											
Western Illinois											

DEFENSE

Opponent	RE	DT	DT/DB	LE	OLB	MLB	WLB	CB	CB	R	FS
at Iowa State	Thomas	Brinkman	Williams	E. Smith	Alexander	Cuvelier	Flater	Lawrence	Brown	Perry	Jegen
Southern Utah	Thomas	Brinkman	Williams	E. Smith	Alexander	Cuvelier	Flater	Lawrence	Brown	Brekke	Jegen
Idaho State	Thomas	Brinkman	Williams	E. Smith	Evans	Cuvelier	Flater	Lawrence	Brown	Perry	Jegen
at Weber State	Thomas	Brinkman	Williams	E. Smith	Evans	Cuvelier	Flater	Lawrence	Brown	Perry	Jegen
Youngstown State	Thomas	Brinkman	Wells (DT)	E. Smith	Evans	Kolarevic	Flater	Mayberry	Brown	Williams	Jegen
North Dakota State	Thomas	Brinkman	Butcher (DT)	E. Smith	Evans	Kolarevic	Flater	Lawrence	Brown	Williams	Jegen
South Dakota	Thomas	Brinkman	Williams	E. Smith	Evans	Kolarevic	Flater	Lawrence	Brown	Brekke	Jegen
at Missouri State	Thomas	Brinkman	Williams	E. Smith	Evans	Cuvelier	Flater	Lawrence	Brown	Perry	Jegen
at Illinois State	Thomas	Brinkman	Williams	E. Smith	Evans	Kolarevic	Flater	Lawrence	Brown	Perry	Jegen
Indiana State	Thomas	Brinkman	Williams	E. Smith	Evans	Kolarevic	Flater	Lawrence	Brown	Perry	Jegen
at South Dakota State											
Western Illinois											



Statistic	National Rank	Conference Rank	Value	National Leader	Value	Conference Leader	Value
3rd Down Conversion Pct (124 ranked)	113	8	0.316	Davidson	0.568	North Dakota St.	0.520
3rd Down Conversion Pct Defense (124 ranked)	66	7	0.395	Sam Houston St.	0.268	Southern Ill.	0.302
4th Down Conversion Pct (124 ranked)	122	10	0.200	Alcorn	1.000	North Dakota St.	0.667
4th Down Conversion Pct Defense (124 ranked)	50	8	0.462	Jackson St.	0.214	North Dakota St.	0.286
Blocked Kicks (60 ranked)				Harvard	8	South Dakota St.	5
Blocked Kicks Allowed (123 ranked)	1	1	0	28 teams tied	0	4 teams tied	0
Blocked Punts (21 ranked)				Harvard	6	South Dakota St.	2
Blocked Punts Allowed (121 ranked)	1	1	0	66 teams tied	0	7 teams tied	0
Completion Percentage (124 ranked)	97	9	0.547	Southeastern La.	0.692	North Dakota St.	0.682
Defensive TDs (41 ranked)	18	1	2	Grambling	6	UNI	2
Fewest Penalties (124 ranked)	11	1	44	Dartmouth	29	UNI	44
Fewest Penalties Per Game (124 ranked)	7	1	4.40	Delaware	3.60	UNI	4.40
Fewest Penalty Yards (124 ranked)	15	2	397	Princeton	210	Indiana St.	385
Fewest Penalty Yards Per Game (124 ranked)	13	2	39.70	Princeton	26.25	Indiana St.	38.50
First Downs Defense (124 ranked)	26	5	172	Harvard	124	North Dakota St.	152
First Downs Offense (124 ranked)	113	10	148	Houston Baptist	264	South Dakota	263
Fumbles Lost (124 ranked)	63	3	7	Drake	1	North Dakota St.	4
Fumbles Recovered (121 ranked)	13	2	10	Albany (NY)	15	Illinois St.	11
Kickoff Return Defense (124 ranked)	81	7	21.14	Tennessee Tech	12.70	Southern Ill.	14.42
Kickoff Returns (124 ranked)	119	10	15.00	North Dakota St.	27.78	North Dakota St.	27.78
Net Punting (124 ranked)	51	8	35.82	Bucknell	43.88	South Dakota St.	40.17
Passes Had Intercepted (122 ranked)	5	2	4	North Dakota St.	1	North Dakota St.	1
Passes Intercepted (124 ranked)	8	1	13	UIW	17	South Dakota St.	13
Passing Offense (124 ranked)	66	2	211.5	Northern Ariz.	355.7	South Dakota	265.7
Passing Yards Allowed (124 ranked)	25	5	194.8	Jacksonville	144.0	Indiana St.	150.7
Passing Yards per Completion (124 ranked)	17	2	14.59	Kennesaw St.	21.17	South Dakota St.	14.64
Punt Return Defense (124 ranked)	61	9	8.59	Samford	-2.75	South Dakota St.	0.50
Punt Returns (124 ranked)	90	7	6.05	Wofford	20.73	North Dakota St.	12.35
Red Zone Defense (124 ranked)	71	8	0.828	Illinois St.	0.545	Illinois St.	0.545
Red Zone Offense (124 ranked)	23	2	0.871	North Dakota	0.964	Illinois St.	0.935
Rushing Defense (124 ranked)	19	1	116.2	Central Conn. St.	64.6	UNI	116.2
Rushing Offense (124 ranked)	102	8	111.2	Kennesaw St.	350.0	North Dakota St.	294.2
Sacks Allowed (124 ranked)	53	3	2.00	Wofford	0.11	North Dakota St.	0.70
Scoring Defense (124 ranked)	10	4	19.0	Dartmouth	10.1	North Dakota St.	12.6
Scoring Offense (124 ranked)	87	6	24.0	Dayton	41.2	North Dakota St.	41.0
Tackles for Loss Allowed (124 ranked)	74	6	6.60	San Diego	3.11	North Dakota St.	3.40
Team Passing Efficiency (124 ranked)	41	6	141.15	North Dakota St.	183.92	North Dakota St.	183.92
Team Passing Efficiency Defense (124 ranked)	30	5	122.94	North Dakota St.	102.10	North Dakota St.	102.10
Team Sacks (124 ranked)	12	3	3.00	Harvard	4.63	Illinois St.	3.50
Team Tackles for Loss (124 ranked)	22	1	7.5	Sam Houston St.	11.4	UNI	7.5
Time of Possession (124 ranked)	104	9	28:29	The Citadel	35:26	Youngstown St.	32:40
Total Defense (124 ranked)	11	3	311.0	Central Conn. St.	276.6	North Dakota St.	277.0
Total Offense (124 ranked)	102	7	322.7	Eastern Wash.	524.3	North Dakota St.	482.7
Turnover Margin (124 ranked)	4	1	1.20	UIW	1.60	UNI	1.20
Turnovers Gained (120 ranked)	3	1	23	UIW	30	UNI	23
Turnovers Lost (124 ranked)	18	3	11	North Dakota St.	5	North Dakota St.	5
Winning Percentage (123 ranked)	13	2	0.700	Dartmouth	1.000	North Dakota St.	1.000
				North Dakota St.	1.000		



Statistic	Player	National Rank	Conference Rank	Value	National Leader	Value	Conference Leader	Value
All Purpose (199 ranked)	Isaiah Weston	85	6	98.20	Jake Chisholm, Dayton	202.38	D.J. Davis, Southern Ill.	124.38
Blocked Kicks (6 ranked)					5 players tied	3		
Combined Kick Returns (200 ranked)	Xavior Williams	169	12	132	Bronson Yoder, William & Mary	874	Justin Hall, Western Ill.	669
Completion Percentage (108 ranked)	Will McElvain	87	7	0.551	Trey Lance, North Dakota St.	0.696	Trey Lance, North Dakota St.	0.696
Completions Per Game (149 ranked)	Will McElvain	75	4	14.50	Bailey Zappe, Houston Baptist	31.40	Austin Simmons, South Dakota	23.60
Field Goal Percentage (83 ranked)	Matthew Cook	12	2	0.833	Seth Harrison, Eastern Wash.	1.000	Sam Fenlason, Illinois St.	0.857
Field Goals Per Game (128 ranked)	Matthew Cook	10	1	1.50	Noel Ruiz, N.C. A&T	2.11	Matthew Cook, UNI	1.50
Forced Fumbles (37 ranked)	Elerson Smith	4	1	0.40	Charles Akanno, Idaho Nick Eaton, UC Davis Eli Mencer, Albany (NY)	0.50 0.50 0.50	Elerson Smith, UNI	0.40
Fumbles Recovered (19 ranked)	Austin Evans Seth Thomas Xavior Williams	19 19 19	3 3 3	2 2 2	Mason King, Hampton	4	Jordan Berner, Southern Ill. Dylan Draka, Illinois St.	3 3
Interceptions Per Game (144 ranked)	Omar Brown Christian Jegen Austin Evans	6 56 84	1 5 6	0.5 0.3 0.3	Kordell Jackson, Austin Peay Greg Liggs Jr., Elon	0.7 0.7	Omar Brown, UNI Jeremy Chinn, Southern Ill.	0.5 0.5
Kickoff Return TDs (6 ranked)					5 players tied	2	Kobe Johnson, North Dakota St.	1
Kickoff Returns (86 ranked)					Earnest Edwards, Maine	31.3	Justin Hall, Western Ill.	20.8
Passes Defended (50 ranked)	Omar Brown	50	9	1.0	Anthony Adams, Portland St.	2.1	Devin Taylor, Illinois St. Marquis Smith, Western Ill. Marquise Bridges, North Dakota St.	1.3 1.3 1.3
Passing Efficiency (108 ranked)	Will McElvain	35	3	143.0	Trey Lance, North Dakota St.	191.1	Trey Lance, North Dakota St.	191.1
Passing TDs (136 ranked)	Will McElvain	31	3	18	Jeff Undercuffer, Albany (NY)	31	Austin Simmons, South Dakota	25
Passing Yards (150 ranked)	Will McElvain	48	2	2,115	Case Cookus, Northern Ariz.	3,339	Austin Simmons, South Dakota	2,628
Passing Yards Per Game (150 ranked)	Will McElvain	52	2	211.5	Case Cookus, Northern Ariz.	333.9	Austin Simmons, South Dakota	262.8
Passing Yards per Completion (108 ranked)	Will McElvain	7	1	14.59	Tyquell Fields, Stony Brook	17.91	Will McElvain, UNI	14.59
Points Responsible For (187 ranked)	Will McElvain Matthew Cook Isaiah Weston	51 130 187	3 9 14	114 72 60	Jack Cook, Dayton	228	Austin Simmons, South Dakota	182
Points Responsible For Per Game (147 ranked)	Will McElvain Matthew Cook	60 147	4 9	11.4 7.2	Jack Cook, Dayton	25.3	Austin Simmons, South Dakota	18.2
Punt Return TDs (2 ranked)					Terry Williams, UT Martin	2	Herschel Blankenship, Western Ill. Jaxon Janke, South Dakota St. Jake Coates, Youngstown St.	1 1 1
Punt Returns (51 ranked)	Xavior Williams	37	5	7.2	D'mauriae VanCleave, Wofford	20.7	Trevor Heit, North Dakota St.	12.9
Punting (98 ranked)	Zac Kibby	68	8	38.5	Alex Pechin, Bucknell	47.9	Brady Schutt, South Dakota	45.7
Receiving TDs (119 ranked)	Isaiah Weston	7	1	10	Jadakis Bonds, Hampton	14	Isaiah Weston, UNI	10
Receiving Yards (150 ranked)	Isaiah Weston	6	1	982	Chris Rowland, Tennessee St.	1,289	Isaiah Weston, UNI	982
Receiving Yards Per Game (200 ranked)	Isaiah Weston	11	1	98.2	Chris Rowland, Tennessee St.	128.9	Isaiah Weston, UNI	98.2
Receptions Per Game (194 ranked)	Isaiah Weston	128	6	3.9	Chris Rowland, Tennessee St. Jerreth Sterns, Houston Baptist	9.2 9.2	Tyler Currie, Missouri St.	5.1
Rush Yards Per Carry (145 ranked)	Tyler Hoosman Trevor Allen	111 126	10 12	4.18 3.78	Jah-Maine Martin, N.C. A&T	7.76	Pierre Strong, South Dakota St.	7.17
Rushing TDs (141 ranked)	Tyler Hoosman	141	12	4	Alex Ramsey, VMI	22	James Robinson, Illinois St.	15
Rushing Yards (199 ranked)	Tyler Hoosman Trevor Allen	177 181	17 18	380 378	Julius Chestnut, Sacred Heart	1,224	James Robinson, Illinois St.	1,079
Rushing Yards Per Game (200 ranked)	Tyler Hoosman Trevor Allen	146 193	15 18	47.5 37.8	Julius Chestnut, Sacred Heart	122.4	James Robinson, Illinois St.	107.9
Sacks (194 ranked)	Elerson Smith Jared Brinkman	3 53	1 7	1.20 0.60	Andre Walker, Houston Baptist	1.35	Elerson Smith, UNI	1.20
Scoring (200 ranked)	Matthew Cook Isaiah Weston	47 98	3 7	7.2 6.0	Alex Ramsey, VMI	13.4	James Robinson, Illinois St. Javon Williams Jr., Southern Ill.	9.0 9.0
Solo Tackles (28 ranked)					Keith Woetzel, Lehigh	7.4	Qua Brown, Southern Ill.	6.3
Tackles For Loss (89 ranked)	Elerson Smith Jared Brinkman	10 77	1 7	1.7 1.1	Eli Mencer, Albany (NY)	1.9	Elerson Smith, UNI	1.7
Total Offense (200 ranked)	Will McElvain	51	3	235.6	EJ Perry, Brown	366.3	Austin Simmons, South Dakota	311.8
Total Points Scored (0 ranked)								
Total Tackles (198 ranked)	Bryce Flater Christian Jegen	71 91	6 8	8.0 7.6	Brandon Easterling, Dayton	12.6	Mcneece Egbim, Missouri St.	9.2
Total Touchdowns (146 ranked)	Isaiah Weston	33	3	10	Alex Ramsey, VMI	22	James Robinson, Illinois St. Javon Williams Jr., Southern Ill.	15 15
Yards per Pass Attempt (108 ranked)	Will McElvain	28	3	8.04	Aaron Winchester, Central Conn. St.	10.06	Trey Lance, North Dakota St.	9.90
Yards per Reception (200 ranked)	Isaiah Weston Jaylin James	1 162	1 9	25.18 13.82	Isaiah Weston, UNI	25.18	Isaiah Weston, UNI	25.18





The Automated ScoreBook
UNI Overall Team Statistics (as of Nov 11, 2019)
All games



Team Statistics	UNI	OPP
SCORING	240	190
Points Per Game	24.0	19.0
Points Off Turnovers	56	27
FIRST DOWNS	148	172
Rushing	55	69
Passing	83	98
Penalty	10	5
RUSHING YARDAGE	1112	1162
Yards gained rushing	1376	1499
Yards lost rushing	264	337
Rushing Attempts	348	396
Average Per Rush	3.2	2.9
Average Per Game	111.2	116.2
TDs Rushing	8	8
PASSING YARDAGE	2115	1948
Comp-Att-Int	145-265-4	176-290-13
Average Per Pass	8.0	6.7
Average Per Catch	14.6	11.1
Average Per Game	211.5	194.8
TDs Passing	18	13
TOTAL OFFENSE	3227	3110
Total Plays	613	686
Average Per Play	5.3	4.5
Average Per Game	322.7	311.0
KICK RETURNS: #-Yards	11-165	29-613
PUNT RETURNS: #-Yards	19-115	17-146
INT RETURNS: #-Yards	13-98	4-38
KICK RETURN AVERAGE	15.0	21.1
PUNT RETURN AVERAGE	6.1	8.6
INT RETURN AVERAGE	7.5	9.5
FUMBLES-LOST	11-7	14-10
PENALTIES-Yards	44-397	54-493
Average Per Game	39.7	49.3
PUNTS-Yards	60-2315	55-2178
Average Per Punt	38.6	39.6
Net punt average	35.8	37.5
KICKOFFS-Yards	51-2939	42-2383
Average Per Kick	57.6	56.7
Net kick average	40.2	42.7
TIME OF POSSESSION/Game	28:30	31:30
3RD-DOWN Conversions	43/136	60/152
3rd-Down Pct	32%	39%
4TH-DOWN Conversions	1/5	6/13
4th-Down Pct	20%	46%
SACKS BY-Yards	30-209	20-129
MISC YARDS	0	0
TOUCHDOWNS SCORED	28	21
FIELD GOALS-ATTEMPTS	15-18	14-19
ON-SIDE KICKS	0-0	0-0
RED-ZONE SCORES	(27-31) 87%	(24-29) 83%
RED-ZONE TOUCHDOWNS	(16-31) 52%	(14-29) 48%
PAT-ATTEMPTS	(27-27) 100%	(18-18) 100%
ATTENDANCE	46360	99548
Games/Avg Per Game	5/9272	5/19910
Neutral Site Games		0/0

Score by Quarters	1st	2nd	3rd	4th	OT	Total
UNI	45	98	47	37	13	240
Opponents	65	33	39	37	16	190





The Automated ScoreBook
UNI Overall Individual Statistics (as of Nov 11, 2019)
All games



Rushing	g	att	gain	loss	net	avg	td	lg	avg/g
Hoosman, Tyler	8	91	395	15	380	4.2	4	28	47.5
Allen, Trevor	1	100	407	29	378	3.8	2	24	37.8
McElvain, Will	1	92	397	156	241	2.6	1	70	24.1
McCabe, Nick	6	31	82	1	81	2.6	1	9	13.5
Graham, Aaron	1	2	57	0	57	28.5	0	38	5.7
Soko, Alphonso	4	15	35	13	22	1.5	0	9	5.5
James, Jaylin	1	1	3	0	3	3.0	0	3	0.3
McShane, Deion	6	1	0	3	-3	-3.0	0	0	-0.5
TEAM	7	15	0	47	-47	-3.1	0	0	-6.7
Total	1	348	1376	264	1112	3.2	8	70	111.2
Opponents	1	396	1499	337	1162	2.9	8	50	116.2

Passing	g	effic	comp	att	in	pct	yds	td	lg	avg/g
McElvain, Will	1	142.99	145	263	3	55.1	2115	18	70	211.5
TEAM	7	0.00	0	1	0	0.0	0	0	0	0.0
McShane, Deion	6	-200.0	0	1	1	0.0	0	0	0	0.0
Total	1	141.15	145	265	4	54.7	2115	18	70	211.5
Opponents	1	122.94	176	290	13	60.7	1948	13	75	194.8

Receiving	g	no.	yds	avg	td	lg	avg/g
Weston, Isaiah	1	39	982	25.2	10	70	98.2
McShane, Deion	6	25	220	8.8	1	56	36.7
James, Jaylin	1	22	304	13.8	3	42	30.4
Graham, Aaron	1	20	248	12.4	0	34	24.8
Allen, Trevor	1	11	80	7.3	1	19	8.0
Bohr, Tristan	5	9	71	7.9	0	18	14.2
Lane, Suni	7	6	110	18.3	3	27	15.7
Moore, Briley	1	4	26	6.5	0	10	26.0
Phillips, Nick	7	3	24	8.0	0	17	3.4
Hoosman, Tyler	8	2	35	17.5	0	29	4.4
Scott, Jayden	8	2	5	2.5	0	5	0.6
Rima, Jalen	4	1	7	7.0	0	7	1.8
Soko, Alphonso	4	1	3	3.0	0	3	0.8
Total	1	145	2115	14.6	18	70	211.5
Opponents	1	176	1948	11.1	13	75	194.8

Punt Returns	no.	yds	avg	td	lg
Williams, Xavior	16	115	7.2	0	28
Rima, Jalen	2	-1	-0.5	0	0
Evans, Austin	1	1	1.0	0	1
Total	19	115	6.1	0	28
Opponents	17	146	8.6	0	28

Interceptions	no.	yds	avg	td	lg
Brown, Omar	5	27	5.4	0	15
Jegen, Christian	3	40	13.3	0	37
Evans, Austin	2	19	9.5	1	16
Perry, Spencer	1	0	0.0	0	0
Flater, Bryce	1	12	12.0	0	12
Lawrence, Roosevelt	1	0	0.0	0	0
Total	13	98	7.5	1	37
Opponents	4	38	9.5	0	31

Kick Returns	no.	yds	avg	td	lg
McShane, Deion	3	41	13.7	0	22
Graham, Aaron	2	23	11.5	0	13
Rima, Jalen	2	23	11.5	0	13
Hoosman, Tyler	1	20	20.0	0	20
Phillips, Nick	1	22	22.0	0	22
Williams, Xavior	1	17	17.0	0	17
Allen, Trevor	1	19	19.0	0	19
Total	11	165	15.0	0	22
Opponents	29	613	21.1	0	35

Fumble Returns	no.	yds	avg	td	lg
Williams, Xavior	2	55	27.5	1	53
Kolarevic, Chris	1	40	40.0	0	40
Total	3	95	31.7	1	53
Opponents	0	0	0.0	0	0





The Automated ScoreBook
UNI Overall Individual Statistics (as of Nov 11, 2019)
All games



Scoring	td	fg	PAT				dx	saf	pts
			kick	rush	rcv	pass			
Cook, Matthew	-	15-18	27-27	-	-	-	-	-	72
Weston, Isaiah	10	-	-	-	-	-	-	-	60
Hoosman, Tyler	4	-	-	-	-	-	-	-	24
Allen, Trevor	3	-	-	-	-	-	-	-	18
James, Jaylin	3	-	-	-	-	-	-	-	18
Lane, Suni	3	-	-	-	-	-	-	-	18
McShane, Deion	1	-	-	-	-	-	-	-	6
McCabe, Nick	1	-	-	-	-	-	-	-	6
McElvain, Will	1	-	-	-	-	-	-	-	6
Evans, Austin	1	-	-	-	-	-	-	-	6
Williams, Xavior	1	-	-	-	-	-	-	-	6
Wells, Brawntae	-	-	-	0-1	-	-	-	-	0
Total	28	15-18	27-27	0-1	-	-	-	-	240
Opponents	21	14-19	18-18	1-2	-	-	-	1	190

Total Offense	g	plays	rush	pass	total	avg/g
McElvain, Will	10	355	241	2115	2356	235.6
Hoosman, Tyler	8	91	380	0	380	47.5
Allen, Trevor	10	100	378	0	378	37.8
McCabe, Nick	6	31	81	0	81	13.5
Graham, Aaron	10	2	57	0	57	5.7
Soko, Alphonso	4	15	22	0	22	5.5
James, Jaylin	10	1	3	0	3	0.3
McShane, Deion	6	2	-3	0	-3	-0.5
TEAM	7	16	-47	0	-47	-6.7
Total	10	613	1112	2115	3227	322.7
Opponents	10	686	1162	1948	3110	311.0

Field Goals	fg	pct.	01-19	20-29	30-39	40-49	50-99	lg	blk
Cook, Matthew	15-18	83.3	0-0	6-7	5-6	3-4	1-1	50	0

FG Sequence	UNI	Opponents
Iowa State	(50),(31),(49),(28)	(42),31,(23),(22)
Southern Utah	(45),(27)	50
Idaho State	(39),(20)	(42),(35)
Weber State	(35)	(25),(41),36
Youngstown State	-	44
North Dakota State	42,37	(25),43
South Dakota	-	(33),(30)
Missouri State	(49),(22),(38)	-
Illinois State	(23),(33),27	(34)
Indiana State	(22)	(24),(41),(28)

Punting	no.	yds	avg	lg	tb	fc	i2050+	blk
Kibby, Zac	37	142	38.5	54	0	12	8	2
Murphy, Nate	23	891	38.7	50	1	10	8	1
Total	60	231	38.6	54	1	22	16	3
Opponents	55	217	39.6	72	0	23	23	7

Kickoffs	no.	yds	avg	tb	ob	retn	net ydln
Cook, Matthew	48	280	58.5	11	3		
Murphy, Nate	3	130	43.3	0	1		
Total	51	293	57.6	11	4	21.1	140.2
Opponents	42	238	56.7	17	3	15.0	42.7

Numbers in (parentheses) indicate field goal was made.





The Automated ScoreBook
UNI Overall Individual Statistics (as of Nov 11, 2019)
All games



All Purpose	g	rush	rcv	pr	kr	ir	total	avg/g
Weston, Isaia	10	0	982	0	0	0	982	98.2
Allen, Trevor	10	378	80	0	19	0	477	47.7
Hoosman, Tyl	8	380	35	0	20	0	435	54.4
Graham, Aaro	10	57	248	0	23	0	328	32.8
James, Jaylin	10	3	304	0	0	0	307	30.7
McShane, Dei	6	-3	220	0	41	0	258	43.0
McElvain, Will	10	241	0	0	0	0	241	24.1
Williams, Xav	10	0	0	115	17	0	132	13.2
Lane, Suni	7	0	110	0	0	0	110	15.7
McCabe, Nick	6	81	0	0	0	0	81	13.5
Bohr, Tristan	5	0	71	0	0	0	71	14.2
Phillips, Nick	7	0	24	0	22	0	46	6.6
Jegen, Christi	10	0	0	0	0	40	40	4.0
Rima, Jalen	4	0	7	-1	23	0	29	7.2
Brown, Omar	10	0	0	0	0	27	27	2.7
Moore, Briley	1	0	26	0	0	0	26	26.0
Soko, Alphons	4	22	3	0	0	0	25	6.2
Evans, Austin	8	0	0	1	0	19	20	2.5
Flater, Bryce	10	0	0	0	0	12	12	1.2
Scott, Jayden	8	0	5	0	0	0	5	0.6
TEAM	7	-47	0	0	0	0	-47	-6.7
Total	10	1112	2115	115	165	98	3605	360.5
Opponents	10	1162	1948	146	613	38	3907	390.7

UNI Inside Opponent Red-Zone

Date	Opponent	Score	Times In RZ	Times Score	Total Pts	Rush TDs	Pass TDs	FGs Made	Failed to score inside RZ						
									FGA	Dow	Int	Fum	Half	Gam	
Aug 31, 201	at Iowa State	L 26-29	3	3	13	1	0	1	2	0	0	0	0	0	0
Sep 07, 201	SOUTHERN UTAH	34-14	3	3	17	2	1	1	1	0	0	0	0	0	0
Sep 21, 201	IDAHO STATE	13-6	3	3	13	1	0	1	2	0	0	0	0	0	0
Sep 28, 201	at Weber State	L 17-29	2	2	10	1	0	1	1	0	0	0	0	0	0
Oct 05, 201	YOUNGSTOWN STAT	21-14	3	2	14	2	2	0	0	0	0	0	0	1	0
Oct 12, 201	at North Dakota State	L 14-46	3	2	14	2	1	1	0	1	0	0	0	0	0
Oct 19, 201	SOUTH DAKOTA	42-27	4	3	21	3	2	1	0	0	0	1	0	0	0
Oct 26, 201	at Missouri State	29-6	3	3	12	1	1	0	2	0	0	0	0	0	0
Nov 02, 201	at Illinois State	27-10	5	4	20	2	0	2	2	1	0	0	0	0	0
Nov 09, 201	INDIANA STATE	17-9	2	2	10	1	1	0	1	0	0	0	0	0	0
Totals			31	27	144	16	8	8	11	2	0	1	0	1	0
27 of 31 (87.1%)															

Opponents Inside UNI Red-Zone

Date	Opponent	Score	Times In RZ	Times Score	Total Pts	Rush TDs	Pass TDs	FGs Made	Failed to score inside RZ						
									FGA	Dow	Int	Fum	Half	Gam	
Aug 31, 201	at Iowa State	L 26-29	6	5	26	3	1	2	2	1	0	0	0	0	0
Sep 07, 201	SOUTHERN UTAH	34-14	3	2	14	2	2	0	0	0	1	0	0	0	0
Sep 21, 201	IDAHO STATE	13-6	1	1	3	0	0	0	1	0	0	0	0	0	0
Sep 28, 201	at Weber State	L 17-29	4	3	17	2	1	1	1	1	0	0	0	0	0
Oct 05, 201	YOUNGSTOWN STAT	21-14	2	1	7	1	0	1	0	0	0	0	1	0	0
Oct 12, 201	at North Dakota State	L 14-46	3	3	17	2	1	1	1	0	0	0	0	0	0
Oct 19, 201	SOUTH DAKOTA	42-27	4	4	20	2	1	1	2	0	0	0	0	0	0
Oct 26, 201	at Missouri State	29-6	1	1	6	1	0	1	0	0	0	0	0	0	0
Nov 02, 201	at Illinois State	27-10	2	2	10	1	0	1	1	0	0	0	0	0	0
Nov 09, 201	INDIANA STATE	17-9	3	2	6	0	0	0	2	0	0	1	0	0	0
Totals			29	24	126	14	6	8	10	2	1	1	1	0	0
24 of 29 (82.8%)															





The Automated ScoreBook
 UNI Overall Defensive Statistics (as of Nov 11, 2019)
 All games



##	Defensive Leaders	gp	Tackles			tfl/yds	Sacks no-yds	Pass defense			Fumbles		blkd	
			ua	a	tot			int-yds	brup	qbh	rcv-yds	ff	kick	saf
22	Flater,Bryce	10	40	40	80	4.0-8	.	1-12	3	.	.	1	.	.
21	Jegen, Christian	10	36	40	76	1.5-3	.	3-40	4	1
44	Brinkman,Jared	10	28	32	60	11.0-50	6.0-42	.	.	2	1-0	1	.	.
24	Brown,Omar	10	34	24	58	3.0-4	.	5-27	5	.	1-0	.	.	.
48	Kolarevic, Chris	7	20	34	54	3.0-19	2.0-17	.	1	1	1-40	.	.	.
41	Cuvelier, Spencer	7	22	29	51	2.5-4	.	.	1
27	Evans,Austin	8	25	23	48	6.5-34	2.5-24	2-19	1	1	2-0	1	.	.
16	Smith,Elerson	10	22	25	47	16.5-91	12.0-83	.	3	8	.	4	.	.
1	Lawrence, Roosevelt	9	27	14	41	1.0-7	1.0-7	1-0	2	.	.	1	.	.
9	Williams, Xavier	10	19	18	37	0.5-1	.	.	9	.	2-55	.	.	.
8	Perry,Spencer	10	17	16	33	2.0-39	.	1-0
95	Thomas, Seth	10	8	25	33	7.5-28	2.5-19	.	7	6	2-0	.	.	.
91	Wells, Brawntae	10	11	18	29	4.5-11	2.5-7	.	2
94	Butcher, Tim	10	10	16	26	8.0-21	0.5-3
20	Brekke,Jevon	7	4	9	13	.	.	.	1
36	Alexander, Trevon	8	7	4	11
6	Mayberry,Micah	8	6	4	10
40	Lambert, Alfonzo	3	4	4	8	0.5-1
53	Schultz, Weston	9	4	3	7
38	Kibby,Zac	10	5	2	7	1-0	.	.	.
10	Mooney, Eric	9	4	2	6
47	Van Wyhe,Riley	9	4	2	6
45	Hadachek,Brock	10	4	.	4	1	.	.
99	Boyd, Khristian	5	1	2	3	0.5-0
96	Houghtelling, Caden	6	2	1	3	2.0-8	1.0-7
97	Cook, Matthew	10	2	1	3
33	McCabe,Nick	6	.	2	2
46	Rice, Devin	3	.	2	2	0.5-2
23	Schnee,Sam	2	.	1	1
85	Blaser, William	2	.	1	1
2	Soko,Alphonso	4	.	1	1
93	Friedrich, Joe	7	.	1	1
4	McShane,Deion	6	1	.	1
74	Scott-Brown, Jackson	10	1	.	1
37	Graham,Aaron	10	1	.	1
32	Hoosman,Tyler	8	1	.	1
TM	TEAM	7	1	.	1	1	.	.
	Total	10	371	396	767	75-331	30-209	13-98	39	19	10-95	10	.	.
	Opponents	10	314	296	610	66-220	20-129	4-38	41	23	7-0	6	.	1





The Automated ScoreBook
UNI Team Game-by-Game (as of Nov 11, 2019)
All games



TEAM STATISTICS

Date	Opponent	Rushing				Receiving				Passing				Kick Returns				Punt Returns				tot off		
		no.	yds	td	lg	no.	yds	td	lg	cmp	att	int	yds	td	lg	no.	yds	td	lg	no.	yds		td	lg
Aug 31	at Iowa State	31	34	0	10	25	228	1	26	25	42	0	228	1	26	3	43	0	22	0	0	0	0	262
Sep 07	SOUTHERN UTAH	37	105	1	24	17	262	3	56	17	25	0	262	3	56	0	0	0	0	2	-1	0	0	367
Sep 21	IDAHO STATE	34	103	0	22	15	131	1	29	15	26	0	131	1	29	1	13	0	13	0	0	0	0	234
Sep 28	at Weber State	37	165	0	42	16	219	2	37	16	30	1	219	2	37	2	25	0	10	1	15	0	15	384
Oct 05	YOUNGSTOWN STATE	35	99	2	24	10	235	1	47	10	20	0	235	1	47	0	0	0	0	1	-2	0	0	334
Oct 12	at North Dakota State	33	106	1	21	15	233	1	40	15	30	1	233	1	40	3	42	0	19	0	0	0	0	339
Oct 19	SOUTH DAKOTA	38	201	2	70	8	213	3	65	8	17	1	213	3	65	0	0	0	0	4	2	0	4	414
Oct 26	at Missouri State	30	77	1	15	14	238	2	70	14	27	0	238	2	70	0	0	0	0	5	52	0	27	315
Nov 02	at Illinois State	41	131	0	11	14	189	3	34	14	28	1	189	3	34	1	20	0	20	3	8	0	7	320
Nov 09	INDIANA STATE	32	91	1	23	11	167	1	47	11	20	0	167	1	47	1	22	0	22	3	41	0	28	258
UNI		348	1112	8	70	145	2115	18	70	145	265	4	2115	18	70	11	165	0	22	19	115	0	28	3227
		396	1162	8	50	176	1948	13	75	176	290	1	1948	13	75	29	613	0	35	17	146	0	28	3110

Games: 10 • Avg/rush: 3.2 • Avg/catch: 14.6 • Pass effic: 141.15 • KR avg: 15.0 • PR avg: 6.1 • All purpose avg/game: 360.5 • Total offense

Date	Opponent	Tackles				Sacks no-yds	Fumble		Pass Defense			blkd kick	PAT Attempts			off		
		ua	a	total	tfl-yds		ff	fr-yds	int-yds	qbh	brup		kick	rush	rcv	saf	t/o	pts
Aug 3	at Iowa State	50	46	96	6.0-25	2.0-18	2	1-53	0-0	2	7	0	2-2	0	0	0	7	26
Sep 0	SOUTHERN UTAH	49	30	79	10.0-75	3.0-27	0	0-0	1-0	0	5	0	4-4	0	0	0	0	34
Sep 2	IDAHO STATE	27	46	73	10.0-41	5.0-30	1	0-0	3-30	0	6	0	1-1	0	0	0	6	13
Sep 2	at Weber State	32	44	76	8.0-20	1.0-8	0	0-0	0-0	1	3	0	2-2	0	0	0	0	17
Oct 05	YOUNGSTOWN ST	35	46	81	10.0-48	6.0-40	1	1-0	0-0	2	2	0	3-3	0	0	0	0	21
Oct 12	at North Dakota State	36	44	80	3.0-3	0.0-0	0	1-40	0-0	1	3	0	2-2	0	0	0	7	14
Oct 19	SOUTH DAKOTA	47	50	97	10.0-51	5.0-37	3	3-0	3-19	3	4	0	6-6	0	0	0	7	42
Oct 26	at Missouri State	28	34	62	9.0-35	5.0-23	1	2-0	1-0	0	3	0	2-2	0	0	0	9	29
Nov 0	at Illinois State	30	18	48	3.0-3	0.0-0	1	1-2	3-49	7	4	0	3-3	0	0	0	13	27
Nov 0	INDIANA STATE	37	38	75	6.0-30	3.0-26	1	1-0	2-0	3	2	0	2-2	0	0	0	7	17
UNI		371	396	767	75.0-331	30.0-209	10	10-95	13-98	19	39	0	27-27	0	0	0	56	240
		314	296	610	66.0-220	20.0-129	6	7-0	4-38	23	41	0	18-18	1	0	1	27	190

Date	Opponent	Punting							Field Goals			Kickoffs						
		no.	yds	avg	long	blkd	tb	fc	50+	i20	md-att	long	blkd	no.	yds	avg	tb	ob
Aug 3	at Iowa State	6	237	39.5	47	0	0	5	0	3	4-4	50	0	4	245	61.2	1	2
Sep 0	SOUTHERN UTAH	4	162	40.5	42	0	0	2	0	2	2-2	45	0	7	403	57.6	1	0
Sep 2	IDAHO STATE	8	299	37.4	51	0	0	2	1	2	2-2	39	0	4	225	56.2	1	0
Sep 2	at Weber State	5	198	39.6	44	0	0	1	0	0	1-1	35	0	5	271	54.2	2	1
Oct 05	YOUNGSTOWN ST	6	219	36.5	49	0	0	0	0	0	0-0	0	0	4	202	50.5	0	0
Oct 12	at North Dakota State	4	158	39.5	47	0	0	1	0	0	0-2	0	0	3	193	64.3	0	0
Oct 19	SOUTH DAKOTA	7	262	37.4	50	0	1	2	1	2	0-0	0	0	7	369	52.7	1	0
Oct 26	at Missouri State	7	281	40.1	43	0	0	2	0	4	3-3	49	0	7	429	61.3	5	0
Nov 0	at Illinois State	6	226	37.7	46	0	0	3	0	2	2-3	33	0	6	354	59.0	0	1
Nov 0	INDIANA STATE	7	273	39.0	54	0	0	4	1	1	1-1	22	0	4	248	62.0	0	0
UNI		60	2315	38.6	54	0	1	22	3	16	15-18	50	0	51	2939	57.6	11	4
		55	2178	39.6	72	0	0	23	7	23	14-19	42	0	42	2383	56.7	17	3





The Automated ScoreBook
UNI Opponent Game-by-Game (as of Nov 11, 2019)
All games



OPPONENT STATISTICS

Date	Opponent	Rushing				Receiving				Passing				Kick Returns				Punt Returns				tot off		
		no.	yds	td	lg	no.	yds	td	lg	cmp	att	int	yds	td	lg	no.	yds	td	lg	no.	yds		td	lg
Aug 31	at Iowa State	45	185	1	14	30	278	2	21	30	41	0	278	2	21	1	23	0	23	0	0	0	0	463
Sep 07	SOUTHERN UTAH	46	101	2	17	16	126	0	41	16	31	1	126	0	41	6	112	0	31	2	3	0	2	227
Sep 21	IDAHO STATE	38	69	0	27	13	134	0	22	13	26	3	134	0	22	2	35	0	22	4	29	0	23	203
Sep 28	at Weber State	36	66	1	15	19	219	2	73	19	29	0	219	2	73	2	55	0	29	1	17	0	17	285
Oct 05	YOUNGSTOWN STATE	36	55	0	12	17	239	2	75	17	23	0	239	2	75	2	49	0	25	5	41	0	25	294
Oct 12	at North Dakota State	51	347	3	50	10	145	3	36	10	18	0	145	3	36	3	66	0	29	2	37	0	28	492
Oct 19	SOUTH DAKOTA	48	123	1	15	26	299	2	56	26	43	3	299	2	56	3	75	0	35	2	9	0	13	422
Oct 26	at Missouri State	31	16	0	9	17	153	1	20	17	26	1	153	1	20	1	5	0	5	1	10	0	10	169
Nov 02	at Illinois State	26	75	0	11	13	135	1	26	13	28	3	135	1	26	5	96	0	25	0	0	0	0	210
Nov 09	INDIANA STATE	39	125	0	21	15	220	0	48	15	25	2	220	0	48	4	97	0	31	0	0	0	0	345
Opponents		396	1162	8	50	176	1948	13	75	176	290	1	1948	13	75	29	613	0	35	17	146	0	28	3110
		348	1112	8	70	145	2115	18	70	145	265	4	2115	18	70	11	165	0	22	19	115	0	28	3227

Games: 10 • Avg/rush: 2.9 • Avg/catch: 11.1 • Pass effic: 122.94 • KR avg: 21.1 • PR avg: 8.6 • All purpose avg/game: 390.7 • Total offense

Date	Opponent	Tackles				Sacks	Fumble		Pass Defense			blkd kick	PAT Attempts			off			
		ua	a	total	tfl-yds		no-yds	ff	fr-yds	int-yds	qbh		brup	kick	rush	rcv	saf	t/o	pts
Aug 3	at Iowa State	42	28	70	10.0-25	3.0-10	0	0-0	0-0	6	3	0	2-2	0	0	0	0	0	29
Sep 0	SOUTHERN UTAH	40	20	60	8.0-22	1.0-6	2	2-0	0-0	0	1	0	2-2	0	0	0	0	0	14
Sep 2	IDAHO STATE	30	32	62	5.0-25	2.0-19	0	0-0	0-0	2	2	0	0-0	0	0	0	0	6	
Sep 2	at Weber State	31	40	71	9.0-23	3.0-17	1	1-0	1-7	1	8	0	3-3	0	0	1	10	29	
Oct 05	YOUNGSTOWN ST	25	28	53	12.0-36	2.0-17	1	1-0	0-0	1	2	0	2-2	0	0	0	0	14	
Oct 12	at North Dakota Stat	29	28	57	4.0-11	2.0-9	1	1-0	1-31	5	6	0	5-5	1	0	0	7	46	
Oct 19	SOUTH DAKOTA	26	32	58	7.0-44	4.0-33	1	1-0	1-0	0	4	0	3-3	0	0	0	7	27	
Oct 26	at Missouri State	25	32	57	3.0-14	1.0-7	0	0-0	0-0	2	7	0	0-0	0	0	0	0	6	
Nov 0	at Illinois State	47	20	67	2.0-4	0.0-0	0	1-0	1-0	5	7	0	1-1	0	0	0	3	10	
Nov 0	INDIANA STATE	19	36	55	6.0-16	2.0-11	0	0-0	0-0	1	1	0	0-0	0	0	0	0	9	
Opponents		314	296	610	66.0-220	20.0-129	6	7-0	4-38	23	41	0	18-18	1	0	1	27	190	
		371	396	767	75.0-331	30.0-209	10	10-95	13-98	19	39	0	27-27	0	0	0	56	240	

Date	Opponent	Punting										Field Goals			Kickoffs			
		no.	yds	avg	long	blkd	tb	fc	50+	i20	md-att	long	blkd	no.	yds	avg	tb	ob
Aug 3	at Iowa State	3	115	38.3	41	0	0	1	0	3	3-4	42	0	4	241	60.2	0	1
Sep 0	SOUTHERN UTAH	7	253	36.1	41	0	0	4	0	0	0-1	0	0	3	195	65.0	3	0
Sep 2	IDAHO STATE	5	145	29.0	37	0	0	4	0	4	2-2	42	0	3	163	54.3	1	0
Sep 2	at Weber State	7	327	46.7	72	0	0	2	1	5	2-3	41	0	6	362	60.3	3	0
Oct 05	YOUNGSTOWN ST	6	199	33.2	41	0	0	4	0	2	0-1	0	0	3	170	56.7	2	0
Oct 12	at North Dakota Stat	3	152	50.7	60	0	0	2	2	2	1-2	25	0	8	444	55.5	2	1
Oct 19	SOUTH DAKOTA	4	180	45.0	51	0	0	0	2	0	2-2	33	0	6	240	40.0	0	0
Oct 26	at Missouri State	9	359	39.9	48	0	0	3	0	3	0-0	0	0	2	130	65.0	2	0
Nov 0	at Illinois State	6	240	40.0	56	0	0	1	1	2	1-1	34	0	3	180	60.0	1	1
Nov 0	INDIANA STATE	5	208	41.6	51	0	0	2	1	2	3-3	41	0	4	258	64.5	3	0
Opponents		55	2178	39.6	72	0	0	23	7	23	14-19	42	0	42	2383	56.7	17	3
		60	2315	38.6	54	0	1	22	3	16	15-18	50	0	51	2939	57.6	11	4





The Automated ScoreBook
UNI Game Superlatives (as of Nov 11, 2019)
All games



INDIVIDUAL GAME HIGHS

Rushes	24	Hoosman, Tyler vs South Dakota (Oct 19, 2019)
Yards Rushing	111	Hoosman, Tyler vs South Dakota (Oct 19, 2019)
TD Rushes	2	Hoosman, Tyler vs South Dakota (Oct 19, 2019)
Long Rush	70	McElvain, Will vs South Dakota (Oct 19, 2019)
Pass attempts	42	McElvain, Will at Iowa State (Aug 31, 2019)
Pass completions	25	McElvain, Will at Iowa State (Aug 31, 2019)
Yards Passing	262	McElvain, Will vs Southern Utah (Sep 07, 2019)
TD Passes	3	McElvain, Will vs Southern Utah (Sep 07, 2019)
	3	McElvain, Will vs South Dakota (Oct 19, 2019)
	3	McElvain, Will at Illinois State (Nov 02, 2019)
Long Pass	70	McElvain, Will at Missouri State (Oct 26, 2019)
Receptions	8	McShane, Deion vs Southern Utah (Sep 07, 2019)
Yards Receiving	189	Weston, Isaiah vs South Dakota (Oct 19, 2019)
TD Receptions	3	Weston, Isaiah vs South Dakota (Oct 19, 2019)
Long Reception	70	Weston, Isaiah at Missouri State (Oct 26, 2019)
Field Goals	4	Cook, Matthew at Iowa State (Aug 31, 2019)
Long Field Goal	50	Cook, Matthew at Iowa State (Aug 31, 2019)
Punts	8	Kibby, Zac vs Idaho State (Sep 21, 2019)
Punting Avg	41.0	Kibby, Zac vs South Dakota (Oct 19, 2019)
Long Punt	54	Kibby, Zac vs Indiana State (Nov 09, 2019)
Punts inside 20	4	Murphy, Nate at Missouri State (Oct 26, 2019)
Long Punt Return	28	Williams, Xavior vs Indiana State (Nov 09, 2019)
Long Kickoff Return	22	McShane, Deion at Iowa State (Aug 31, 2019)
	22	Phillips, Nick vs Indiana State (Nov 09, 2019)
Tackles	19	Kolarevic, Chris vs South Dakota (Oct 19, 2019)
Sacks	3.0	Smith, Elerson vs Idaho State (Sep 21, 2019)
Tackles For Loss	3.5	Smith, Elerson vs Idaho State (Sep 21, 2019)
Interceptions	2	Brown, Omar at Illinois State (Nov 02, 2019)





The Automated ScoreBook
UNI Game Superlatives (as of Nov 11, 2019)
All games



TEAM GAME HIGHS

Rushes	41	at Illinois State (Nov 02, 2019)
Yards Rushing	201	vs South Dakota (Oct 19, 2019)
Yards Per Rush	5.3	vs South Dakota (Oct 19, 2019)
TD Rushes	2	vs Youngstown State (Oct 05, 2019)
	2	vs South Dakota (Oct 19, 2019)
Pass attempts	42	at Iowa State (Aug 31, 2019)
Pass completions	25	at Iowa State (Aug 31, 2019)
Yards Passing	262	vs Southern Utah (Sep 07, 2019)
Yards Per Pass	12.5	vs South Dakota (Oct 19, 2019)
TD Passes	3	vs Southern Utah (Sep 07, 2019)
	3	vs South Dakota (Oct 19, 2019)
	3	at Illinois State (Nov 02, 2019)
Total Plays	73	at Iowa State (Aug 31, 2019)
Total Offense	414	vs South Dakota (Oct 19, 2019)
Yards Per Play	7.5	vs South Dakota (Oct 19, 2019)
Points	42	vs South Dakota (Oct 19, 2019)
Sacks By	6	vs Youngstown State (Oct 05, 2019)
First Downs	19	at Weber State (Sep 28, 2019)
	19	vs Youngstown State (Oct 05, 2019)
Penalties	7	vs Idaho State (Sep 21, 2019)
Penalty Yards	80	vs Idaho State (Sep 21, 2019)
Turnovers	2	vs Southern Utah (Sep 07, 2019)
	2	at Weber State (Sep 28, 2019)
	2	at North Dakota State (Oct 12, 2019)
	2	vs South Dakota (Oct 19, 2019)
	2	at Illinois State (Nov 02, 2019)
Interceptions By	3	vs Idaho State (Sep 21, 2019)
	3	vs South Dakota (Oct 19, 2019)
	3	at Illinois State (Nov 02, 2019)
Punts	8	vs Idaho State (Sep 21, 2019)
Punting Avg	40.5	vs Southern Utah (Sep 07, 2019)
Long Punt	54	vs Indiana State (Nov 09, 2019)
Punts inside 20	4	at Missouri State (Oct 26, 2019)
Long Punt Return	28	vs Indiana State (Nov 09, 2019)





The Automated ScoreBook UNI - "Money" Plays



Money plays are defined as plays resulting in first down or a touchdown

MONEY RUSHERS	1st	TD	No.	Att
Hoosman, Tyler	18	4	21	91
Allen, Trevor	17	2	18	100
McElvain, Will	14	1	15	72
Graham, Aaron	2	0	2	2
Soko, Alphonso	2	0	2	15
McCabe, Nick	1	1	2	31
James, Jaylin	1	0	1	1
TOTALS	55	8	61	328

MONEY RECEPTIONS	1st	TD	No.	Rec
Weston, Isaiah	32	10	32	39
James, Jaylin	15	3	17	22
Graham, Aaron	10	0	10	20
McShane, Deion	10	1	10	25
Lane, Suni	6	3	6	6
Allen, Trevor	4	1	5	11
Bohr, Tristan	2	0	2	9
Phillips, Nick	1	0	1	3
Rima, Jalen	1	0	1	1
Moore, Briley	1	0	1	4
Hoosman, Tyler	1	0	1	2
TOTALS	83	18	86	145

1ST DOWN MONEY RUSHERS	1st	TD	No.	Att
Hoosman, Tyler	4	3	7	52
Allen, Trevor	4	1	5	57
McElvain, Will	4	0	4	32
Graham, Aaron	2	0	2	2
TOTALS	14	4	18	169

1ST DOWN MONEY RECEPTIONS	1st	TD	No.	Rec
Weston, Isaiah	8	3	8	11
Graham, Aaron	4	0	4	10
James, Jaylin	2	1	3	6
Bohr, Tristan	2	0	2	5
TOTALS	16	4	17	43

2ND DOWN MONEY RUSHERS	1st	TD	No.	Att
Allen, Trevor	11	1	11	36
Hoosman, Tyler	10	1	10	31
McElvain, Will	7	1	8	28
McCabe, Nick	1	0	1	12
James, Jaylin	1	0	1	1
Soko, Alphonso	1	0	1	6
TOTALS	31	3	32	119

2ND DOWN MONEY RECEPTIONS	1st	TD	No.	Rec
Weston, Isaiah	14	4	14	16
James, Jaylin	7	1	8	10
McShane, Deion	7	1	7	16
Lane, Suni	4	1	4	4
Graham, Aaron	1	0	1	3
Rima, Jalen	1	0	1	1
Allen, Trevor	1	0	1	1
TOTALS	35	7	36	54

3RD DOWN MONEY RUSHERS	1st	TD	No.	Att
Hoosman, Tyler	4	0	4	7
McElvain, Will	3	0	3	12
Allen, Trevor	2	0	2	7
Soko, Alphonso	1	0	1	2
McCabe, Nick	0	1	1	7
TOTALS	10	1	11	38

3RD DOWN MONEY RECEPTIONS	1st	TD	No.	Rec
Weston, Isaiah	10	3	10	12
James, Jaylin	6	1	6	6
Graham, Aaron	5	0	5	7
Allen, Trevor	3	1	4	9
Lane, Suni	2	2	2	2
McShane, Deion	2	0	2	4
Phillips, Nick	1	0	1	2
Moore, Briley	1	0	1	1
Hoosman, Tyler	1	0	1	2
TOTALS	31	7	32	47

4TH DOWN MONEY RUSHERS	1st	TD	No.	Att
TOTALS	0	0	0	2

4TH DOWN MONEY RECEPTIONS	1st	TD	No.	Rec
McShane, Deion	1	0	1	1
TOTALS	1	0	1	1





The Automated ScoreBook
UNI - Long Plays



20-YARD PLUS PLAYS

Yd	Type	Player(s)	Opponent
70	Rush	McElvain,Will	South Dakota
70*	Pass	Weston, Isaiah from McElvain,Will	Missouri State
65*	Pass	Weston, Isaiah from McElvain,Will	South Dakota
62	Pass	Weston, Isaiah from McElvain,Will	South Dakota
56*	Pass	McShane,Deion from McElvain,Will	Southern Utah
54*	Pass	Weston, Isaiah from McElvain,Will	South Dakota
53*	FR	Williams, Xavier	Iowa State
47	Pass	Weston, Isaiah from McElvain,Will	Youngstown State
47	Pass	Weston, Isaiah from McElvain,Will	Indiana State
46*	Pass	Weston, Isaiah from McElvain,Will	Missouri State
42	Pass	James, Jaylin from McElvain,Will	Youngstown State
42	Rush	McElvain,Will	Weber State
40	Pass	Weston, Isaiah from McElvain,Will	North Dakota State
40	FR	Kolarevic, Chris	North Dakota State
39*	Pass	Weston, Isaiah from McElvain,Will	Southern Utah
39*	Pass	Weston, Isaiah from McElvain,Will	Youngstown State
38	Rush	Graham,Aaron	South Dakota
37*	Pass	Weston, Isaiah from McElvain,Will	Weber State
37	Pass	Weston, Isaiah from McElvain,Will	North Dakota State
37	INT	Jegen, Christian	Illinois State
34	Pass	Graham,Aaron from McElvain,Will	Youngstown State
34	Pass	Weston, Isaiah from McElvain,Will	Illinois State
32	Pass	Weston, Isaiah from McElvain,Will	Southern Utah
31	Pass	Weston, Isaiah from McElvain,Will	Missouri State
30	Pass	Weston, Isaiah from McElvain,Will	North Dakota State
29	Pass	Hoosman,Tyler from McElvain,Will	Idaho State
28	Pass	James, Jaylin from McElvain,Will	Weber State
28	PR	Williams, Xavier	Indiana State
28	Rush	Hoosman,Tyler	South Dakota
27	PR	Williams, Xavier	Missouri State
27*	Pass	Lane,Suni from McElvain,Will	Illinois State
27	Pass	Weston, Isaiah from McElvain,Will	Weber State
26	Rush	Hoosman,Tyler	South Dakota
26	Pass	Weston, Isaiah from McElvain,Will	Iowa State
25*	Pass	Lane,Suni from McElvain,Will	Indiana State
25	Rush	McElvain,Will	Weber State
24	Rush	Hoosman,Tyler	Youngstown State
24	Rush	Allen,Trevor	Southern Utah
23	Pass	James, Jaylin from McElvain,Will	Southern Utah
23	Rush	Allen,Trevor	Indiana State
22	Pass	Weston, Isaiah from McElvain,Will	Youngstown State
22	KR	McShane,Deion	Iowa State
22	Rush	Hoosman,Tyler	Idaho State
22	KR	Phillips,Nick	Indiana State
22	Pass	Weston, Isaiah from McElvain,Will	Iowa State
22	Rush	Allen,Trevor	Southern Utah
21	Rush	Hoosman,Tyler	North Dakota State
21	Pass	James, Jaylin from McElvain,Will	Youngstown State
20	KR	Hoosman,Tyler	Illinois State
20	Pass	Graham,Aaron from McElvain,Will	Missouri State
20	Rush	Allen,Trevor	Youngstown State

* touchdown scored on play

LONG PLAYS BY THE NUMBERS

Long Plays By Ya	No.	TD
100+	0	0
90-99	0	0
80-89	0	0
70-79	2	1
60-69	2	1
50-59	3	3
40-49	7	1
30-39	11	3
20-29	26	2

Long Plays By Ty

Long Plays By Ty	No.	TD
Rushing	13	0
Passing	30	10
Punt returns	2	0
Kick returns	3	0
Interceptions	1	0
Fumble returns	2	1
Other	0	0
TOTAL	51	11

20-YARD PLUS BY PLAYER

Player	No.	TD	R	P	KR	PR	IR	FR
Weston, Isaiah	20	7	0	20	0	0	0	0
Hoosman,Tyler	7	0	5	1	1	0	0	0
James, Jaylin	4	0	0	4	0	0	0	0
Allen,Trevor	4	0	4	0	0	0	0	0
Williams, Xavier	3	1	0	0	0	2	0	1
Graham,Aaron	3	0	1	2	0	0	0	0
McElvain,Will	3	0	3	0	0	0	0	0
Lane,Suni	2	2	0	2	0	0	0	0
McShane,Deion	2	1	0	1	1	0	0	0
Phillips,Nick	1	0	0	0	1	0	0	0
Kolarevic, Chris	1	0	0	0	0	0	0	1
Jegen, Christian	1	0	0	0	0	0	1	0
TOTAL	51	11	13	30	3	2	1	2

LONGEST PLAYS OF THE YEAR

- Rushing
 - 70 McElvain,Will vs South Dakota (10/19/2019)
- Rushing Touchdown
 - 15 Hoosman,Tyler vs Youngstown State (10/5/2019)
- Passing
 - 70 Weston, Isaiah from McElvain,Will vs Missouri State (10/26/2019)
- Passing Touchdown
 - 70 Weston, Isaiah from McElvain,Will vs Missouri State (10/26/2019)
- Punt Return
 - 28 Williams, Xavier vs Indiana State (11/9/2019)
- Kick Return
 - 22 McShane,Deion vs Iowa State (8/31/2019)
 - 22 Phillips,Nick vs Indiana State (11/9/2019)
- Interception Return
 - 37 Jegen, Christian vs Illinois State (11/2/2019)
- Fumble Return
 - 53 Williams, Xavier vs Iowa State (8/31/2019)
- Punt
 - 54 Kibby,Zac vs Indiana State (11/9/2019)
- Field Goal
 - 50 Cook, Matthew vs Iowa State (8/31/2019)



Quickie Statistics (Final) #18 UNI vs #21 Iowa State (Aug 31, 2019 at Ames, Iowa)

	UNI	ISU
Score	26	29
FIRST DOWNS	17	26
RUSHES-YARDS (NET)	31-34	45-185
PASSING YDS (NET)	228	278
Passes Att-Comp-Int	42-25-0	41-30-0
TOTAL OFFENSE PLAYS-YARDS	73-262	86-463
Fumble Returns-Yards	1-53	0-0
Punt Returns-Yards	0-0	0-0
Kickoff Returns-Yards	3-43	1-23
Interception Returns-Yards	0-0	0-0
Punts (Number-Avg)	6-39.5	3-38.3
Fumbles-Lost	1-0	2-1
Penalties-Yards	5-50	5-50
Possession Time	27:55	32:05
Third-Down Conversions	6 of 17	7 of 18
Fourth-Down Conversions	1 of 1	1 of 2
Red-Zone Scores-Chances	3-3	5-6

UNI

Rushing	No.	Gain	Loss	Net	TD	Lg	Avg
Allen, Trevor	15	30	4	26	0	8	1.7
Soko, Alphonso	6	13	8	5	0	7	0.8
James, Jaylin	1	3	0	3	0	3	3.0
McElvain, Will	9	11	11	0	0	10	0.0

Passing	C-A-I	Yds	TD	Long	Sack
McElvain, Will	25-42-0	228	1	26	3

Receiving	No.	Yards	TD	Long
McShane, Deion	7	38	0	12
Bohr, Tristan	5	43	0	18
Moore, Briley	4	26	0	10
James, Jaylin	3	37	0	16

Punting	No.	Yds	Avg	Long	In20	TB
Kibby, Zac	6	237	39.5	47	3	0

Punt Returns	No.	Yards	TD	Long

Kick Returns	No.	Yards	TD	Long
McShane, Deion	2	26	0	22
Williams, Xavier	1	17	0	17

Tackles	UA-A	Total	Sacks	TFL
Jegen, Christian	8-7	15	0.0	0.0
Cuvelier, Spencer	6-8	14	0.0	0.0

Iowa State

Rushing	No.	Gain	Loss	Net	TD	Lg	Avg
Lang, Johnnie	14	63	3	60	0	12	4.3
Croney, Sheldon	13	59	3	56	1	14	4.3
Hall, Breece	11	47	0	47	0	9	4.3
Nwangwu, Kene	4	30	0	30	0	12	7.5

Passing	C-A-I	Yds	TD	Long	Sack
Purdy, Brock	30-41-0	278	2	21	2

Receiving	No.	Yards	TD	Long
Jones, D.	14	126	0	20
Kolar, Charlie	4	45	0	15
Pettway, L.	3	26	2	10
Croney, Sheldon	3	23	0	14

Punting	No.	Yds	Avg	Long	In20	TB
Rivera, Joe	3	115	38.3	41	3	0

Punt Returns	No.	Yards	TD	Long

Kick Returns	No.	Yards	TD	Long
Nwangwu, Kene	1	23	0	23

Tackles	UA-A	Total	Sacks	TFL
Spears, Marcel	5-4	9	0.5	1.5
Rose, Mike	7-1	8	0.5	3.5

Qtr	Time	Scoring Play	V-H
1st	00:53	ISU - Assalley, C. 42 yd field goal, 9-34 2:37	0 - 3
3rd	12:56	UNI - Cook, Matthew 50 yd field goal, 7-33 2:04	3 - 3
	08:31	ISU - Pettway, L. 7 yd pass from Purdy, Brock (Assalley, C. kick), 9-75 4:25	3 - 10
	01:44	UNI - Cook, Matthew 31 yd field goal, 15-75 6:45	6 - 10
	00:06	UNI - Williams, Xavier 53 yd fumble recovery (Cook, Matthew kick)	13 - 10
4th	00:59	ISU - Assalley, C. 23 yd field goal, 17-74 6:52	13 - 13
OT	15:00	UNI - Cook, Matthew 49 yd field goal, 4--6 0:00	16 - 13
	15:00	ISU - Assalley, C. 22 yd field goal, 6-20 0:00	16 - 16
	15:00	ISU - Pettway, L. 9 yd pass from Purdy, Brock (Assalley, C. kick), 4-25 0:00	16 - 23
	15:00	UNI - Allen, Trevor 7 yd pass from McElvain, Will (Cook, Matthew kick), 7-25 0:00	23 - 23
	15:00	UNI - Cook, Matthew 28 yd field goal, 6-14 0:00	26 - 23
	15:00	ISU - Croney, Sheldon 1 yd run, 5-25 0:00	26 - 29





Quickie Statistics (Final)
Southern Utah vs #11 UNI (Sep 07, 2019 at CEDAR FALLS, Iowa)



	SUU	UNI
Score	14	34
FIRST DOWNS	15	15
RUSHES-YARDS (NET)	46-101	37-105
PASSING YDS (NET)	126	262
Passes Att-Comp-Int	31-16-1	25-17-0
TOTAL OFFENSE PLAYS-YARDS	77-227	62-367
Fumble Returns-Yards	0-0	0-0
Punt Returns-Yards	2-3	2--1
Kickoff Returns-Yards	6-112	0-0
Interception Returns-Yards	0-0	1-0
Punts (Number-Avg)	7-36.1	4-40.5
Fumbles-Lost	0-0	4-2
Penalties-Yards	9-74	3-40
Possession Time	29:43	30:17
Third-Down Conversions	6 of 18	5 of 13
Fourth-Down Conversions	1 of 3	0 of 0
Red-Zone Scores-Chances	2-3	3-3

Southern Utah

Rushing	No.	Gain	Loss	Net	TD	Lg	Avg
FELILA, James	14	44	6	38	0	8	2.7
LAWSON, Lance	5	38	1	37	0	17	7.4
DILLARD, Lelon	8	27	0	27	0	8	3.4
HELBIG, Chris	11	40	27	13	2	9	1.2

Passing	C-A-I	Yds	TD	Long	Sack
HELBIG, Chris	16-31-1	126	0	41	3

Receiving	No.	Yards	TD	Long
LAWSON, Lance	7	57	0	25
FELILA, James	3	2	0	4
BAKER, Carlos	2	18	0	13
NELSON, Zach	1	41	0	41

Punting	No.	Yds	Avg	Long	In20	TB
BERZ, Manny	7	253	36.1	41	0	0

Punt Returns	No.	Yards	TD	Long
COCKETT, Judd	2	3	0	2

Kick Returns	No.	Yards	TD	Long
COCKETT, Judd	6	112	0	31

Tackles	UA-A	Total	Sacks	TFL
OTUKOLO, Nela	2-4	6	0.0	0.5
HANNEMANN, Kyle	5-0	5	0.0	1.0
STANLEY, AJ	3-2	5	0.0	0.5
AFATASI, Lehi	3-2	5	0.0	2.0

UNI

Rushing	No.	Gain	Loss	Net	TD	Lg	Avg
Allen,Trevor	17	86	9	77	0	24	4.5
McElvain,Will	8	23	6	17	0	7	2.1
McCabe,Nick	6	12	0	12	1	4	2.0
Soko,Alphonso	5	6	4	2	0	2	0.4

Passing	C-A-I	Yds	TD	Long	Sack
McElvain,Will	17-25-0	262	3	56	1

Receiving	No.	Yards	TD	Long
McShane,Deion	8	110	1	56
Weston, Isaiah	5	105	1	39
James, Jaylin	2	33	1	23
Allen,Trevor	1	8	0	8

Punting	No.	Yds	Avg	Long	In20	TB
Kibby,Zac	4	162	40.5	42	2	0

Punt Returns	No.	Yards	TD	Long
Rima, Jalen	2	-1	0	0

Kick Returns	No.	Yards	TD	Long
--------------	-----	-------	----	------

Tackles	UA-A	Total	Sacks	TFL
Flater,Bryce	7-6	13	0.0	1.0
Cuvelier, Spencer	9-2	11	0.0	1.0
Brown,Omar	7-2	9	0.0	1.0
Brinkman,Jared	3-3	6	1.5	1.5

Qtr	Time	Scoring Play	V-H
1st	02:10	UNI - McShane,Deion 56 yd pass from McElvain,Will (Cook, Matthew kick), 4-70 1:58	0 - 7
2nd	12:02	UNI - Weston, Isaiah 39 yd pass from McElvain,Will (Cook, Matthew kick), 6-67 2:47	0 - 14
	07:54	UNI - Cook, Matthew 45 yd field goal, 6-36 2:14	0 - 17
	02:34	UNI - James, Jaylin 10 yd pass from McElvain,Will (Cook, Matthew kick), 10-61 3:41	0 - 24
3rd	09:10	UNI - Cook, Matthew 27 yd field goal, 8-36 4:13	0 - 27
	03:22	UNI - McCabe,Nick 1 yd run (Cook, Matthew kick), 3-1 1:21	0 - 34
	00:33	SUU - HELBIG, Chris 4 yd run (SASAOKA, Kekoa kick), 11-75 2:49	7 - 34
4th	00:46	SUU - HELBIG, Chris 5 yd run (SASAOKA, Kekoa kick), 10-77 3:31	14 - 34





Quickie Statistics (Final)

Idaho State vs #9 UNI (Sep 21, 2019 at Cedar Falls, Iowa)



	IDSU	UNI
Score	6	13
FIRST DOWNS	12	12
RUSHES-YARDS (NET)	38-69	34-103
PASSING YDS (NET)	134	131
Passes Att-Comp-Int	26-13-3	26-15-0
TOTAL OFFENSE PLAYS-YARDS	64-203	60-234
Fumble Returns-Yards	0-0	0-0
Punt Returns-Yards	4-29	0-0
Kickoff Returns-Yards	2-35	1-13
Interception Returns-Yards	0-0	3-30
Punts (Number-Avg)	5-29.0	8-37.4
Fumbles-Lost	2-0	0-0
Penalties-Yards	5-39	7-80
Possession Time	30:06	29:54
Third-Down Conversions	7 of 16	5 of 15
Fourth-Down Conversions	1 of 2	0 of 0
Red-Zone Scores-Chances	1-1	3-3

Idaho State

Rushing	No.	Gain	Loss	Net	TD	Lg	Avg
FLANAGAN, Ty	18	51	8	43	0	12	2.4
RYAN, Kevin	1	27	0	27	0	27	27.0
GASU, Soujah	4	7	0	7	0	7	1.8
MCFARLIN	2	2	0	2	0	2	1.0

Passing	C-A-I	Yds	TD	Long	Sack
AMOS, Gunnar	13-26-3	134	0	22	5

Receiving	No.	Yards	TD	Long
GUELLER, Mitch	4	53	0	22
CONNER, Tanner	3	37	0	19
DEAN, Michael	3	31	0	14
FLANAGAN, Ty	2	4	0	3

Punting	No.	Yds	Avg	Long	In20	TB
RYAN, Kevin	5	145	29.0	37	4	0

Punt Returns	No.	Yards	TD	Long
DEAN, Michael	4	29	0	23

Kick Returns	No.	Yards	TD	Long
WALTER, Isaiah	1	22	0	22
GASU, Soujah	1	13	0	13

Tackles	UA-A	Total	Sacks	TFL
AGUIRRE, Adkin	4-4	8	0.0	0.0
WILLS, Connor	1-7	8	0.0	0.0
TRUJILLO, Oshea	5-2	7	1.0	1.5
GRAVES, Kody	3-3	6	0.0	1.0

UNI

Rushing	No.	Gain	Loss	Net	TD	Lg	Avg
Hoosman, Tyler	10	55	0	55	0	22	5.5
Allen, Trevor	13	54	4	50	0	10	3.8
McElvain, Will	9	21	19	2	0	8	0.2
TEAM	2	0	4	-4	0	0	-2.0

Passing	C-A-I	Yds	TD	Long	Sack
McElvain, Will	15-26-0	131	1	29	2

Receiving	No.	Yards	TD	Long
McShane, Deion	5	18	0	9
Weston, Isaiah	4	36	1	17
James, Jaylin	3	37	0	17
Hoosman, Tyler	1	29	0	29

Punting	No.	Yds	Avg	Long	In20	TB
Kibby, Zac	8	299	37.4	51	2	0

Punt Returns	No.	Yards	TD	Long

Kick Returns	No.	Yards	TD	Long
Rima, Jalen	1	13	0	13

Tackles	UA-A	Total	Sacks	TFL
Cuvelier, Spencer	1-11	12	0.0	0.0
Smith, Elerson	4-5	9	3.0	3.5
Jegen, Christian	5-3	8	0.0	0.0
Evans, Austin	2-5	7	0.0	0.0

Qtr	Time	Scoring Play	V-H
1st	07:21	IDSU - RYAN, Kevin 42 yd field goal, 12-45 5:24	3 - 0
2nd	13:03	IDSU - RYAN, Kevin 35 yd field goal, 6-14 1:57	6 - 0
	01:06	UNI - Cook, Matthew 39 yd field goal, 4-5 1:21	6 - 3
4th	14:14	UNI - Weston, Isaiah 17 yd pass from McElvain, Will (Cook, Matthew kick), 6-58 2:30	6 - 10
	02:11	UNI - Cook, Matthew 20 yd field goal, 7-37 2:22	6 - 13





Quickie Statistics (Final)
#9 UNI vs #5 Weber State (Sep 28, 2019 at Ogden, Utah)



	UNI	WSU
Score	17	29
FIRST DOWNS	19	14
RUSHES-YARDS (NET)	37-165	36-66
PASSING YDS (NET)	219	219
Passes Att-Comp-Int	30-16-1	29-19-0
TOTAL OFFENSE PLAYS-YARDS	67-384	65-285
Fumble Returns-Yards	0-0	0-0
Punt Returns-Yards	1-15	1-17
Kickoff Returns-Yards	2-25	2-55
Interception Returns-Yards	0-0	1-7
Punts (Number-Avg)	5-39.6	7-46.7
Fumbles-Lost	1-1	0-0
Penalties-Yards	4-40	8-65
Possession Time	27:27	32:33
Third-Down Conversions	3 of 12	5 of 16
Fourth-Down Conversions	0 of 2	1 of 1
Red-Zone Scores-Chances	2-2	3-4

UNI

Rushing	No.	Gain	Loss	Net	TD	Lg	Avg
McElvain, Will	16	124	19	105	0	42	6.6
Allen, Trevor	9	43	2	41	0	14	4.6
Hoosman, Tyler	11	27	1	26	0	5	2.4
TEAM	1	0	7	-7	0	0	-7.0

Passing	C-A-I	Yds	TD	Long	Sack
McElvain, Will	16-29-1	219	2	37	3
TEAM	0-1-0	0	0	0	0

Receiving	No.	Yards	TD	Long
James, Jaylin	5	70	1	28
Weston, Isaiah	4	84	1	37
Bohr, Tristan	3	22	0	8
Allen, Trevor	2	11	0	12

Punting	No.	Yds	Avg	Long	In20	TB
Kibby, Zac	5	198	39.6	44	0	0

Punt Returns	No.	Yards	TD	Long
Williams, Xavior	1	15	0	15

Kick Returns	No.	Yards	TD	Long
Rima, Jalen	1	10	0	10
McShane, Deion	1	15	0	8

Tackles	UA-A	Total	Sacks	TFL
Flater, Bryce	3-8	11	0.0	1.5
Williams, Xavior	5-3	8	0.0	0.0
Brown, Omar	3-4	7	0.0	1.0
Jegen, Christian	3-4	7	0.0	0.5

Weber State

Rushing	No.	Gain	Loss	Net	TD	Lg	Avg
SMITH, Kevin	14	29	4	25	0	7	1.8
DAVIS, Josh	10	22	3	19	0	8	1.9
SHAHEED, Rashid	1	15	0	15	0	15	15.0
JENKS, Kaden	6	20	10	10	0	8	1.7

Passing	C-A-I	Yds	TD	Long	Sack
JENKS, Kaden	19-29-0	219	2	73	1

Receiving	No.	Yards	TD	Long
DAVIS, Josh	6	29	0	11
COOLEY, Devon	4	45	0	20
AMES, David	4	31	0	12
MALONE, Justin	3	32	1	14

Punting	No.	Yds	Avg	Long	In20	TB
LLOYD, Doug	7	327	46.7	72	5	0

Punt Returns	No.	Yards	TD	Long
DAVIS, Josh	1	17	0	17

Kick Returns	No.	Yards	TD	Long
DAVIS, Josh	2	55	0	29

Tackles	UA-A	Total	Sacks	TFL
SMITH, Preston	4-6	10	0.0	0.0
MORTENSEN, C.	2-6	8	0.0	2.0
TESCH, Auston	4-3	7	1.0	2.0
BURKE, Brody	4-3	7	0.0	0.0

Qtr	Time	Scoring Play	V-H
1st	12:05	WSU - SHAHEED, Rashid 73 yd pass from JENKS, Kaden (TUTTLE, Trey kick), 1-73 0:15	0 - 7
	09:58	WSU - TUTTLE, Trey 25 yd field goal, 4-7 2:02	0 - 10
	05:43	WSU - JACKSON, Kris 2 yd run (TUTTLE, Trey kick), 8-38 2:51	0 - 17
	03:27	UNI - Cook, Matthew 35 yd field goal, 6-58 2:16	3 - 17
	00:48	WSU - TUTTLE, Trey 41 yd field goal, 9-51 2:39	3 - 20
2nd	08:30	WSU - MALONE, Justin 13 yd pass from JENKS, Kaden (TUTTLE, Trey kick), 12-67 6:19	3 - 27
	01:35	UNI - Weston, Isaiah 37 yd pass from McElvain, Will (Cook, Matthew kick), 6-81 2:16	10 - 27
3rd	03:08	WSU - TEAM safety	10 - 29
4th	04:04	UNI - James, Jaylin 2 yd pass from McElvain, Will (Cook, Matthew kick), 13-95 6:12	17 - 29





Quickie Statistics (Final)

#18 Youngstown State vs #13 UNI (Oct 05, 2019 at Cedar Falls, Iowa)



	YSU	UNI
Score	14	21
FIRST DOWNS	16	19
RUSHES-YARDS (NET)	36-55	35-99
PASSING YDS (NET)	239	235
Passes Att-Comp-Int	23-17-0	20-10-0
TOTAL OFFENSE PLAYS-YARDS	59-294	55-334
Fumble Returns-Yards	0-0	0-0
Punt Returns-Yards	5-41	1--2
Kickoff Returns-Yards	2-49	0-0
Interception Returns-Yards	0-0	0-0
Punts (Number-Avg)	6-33.2	6-36.5
Fumbles-Lost	1-1	1-1
Penalties-Yards	9-95	5-30
Possession Time	32:43	27:17
Third-Down Conversions	4 of 12	4 of 10
Fourth-Down Conversions	0 of 0	0 of 0
Red-Zone Scores-Chances	1-2	2-3

Youngstown State

Rushing	No.	Gain	Loss	Net	TD	Lg	Avg
Alessi, Joe	8	29	1	28	0	12	3.5
Turner, C.	9	21	6	15	0	10	1.7
Mays, Nathan	18	53	40	13	0	8	0.7
Chapman, B.	1	0	1	-1	0	0	-1.0

Passing	C-A-I	Yds	TD	Long	Sack
Mays, Nathan	17-23-0	239	2	75	6

Receiving	No.	Yards	TD	Long
Turner, C.	5	31	0	11
Emans, Ryan	4	55	0	21
Mallory, K.	3	45	1	16
Braswell, J.	2	82	1	75

Punting	No.	Yds	Avg	Long	In20	TB
DeSalvo, Nick	6	199	33.2	41	2	0

Punt Returns	No.	Yards	TD	Long
Coates, Jake	5	41	0	25

Kick Returns	No.	Yards	TD	Long
Turner, C.	2	49	0	25

Tackles	UA-A	Total	Sacks	TFL
Cook, Antoine	3-4	7	1.0	3.5
Anderson, Ray	2-4	6	0.0	0.0
Mitchell, Cash	4-1	5	0.0	3.0
Jackson, Melvin	3-2	5	0.0	0.5

UNI

Rushing	No.	Gain	Loss	Net	TD	Lg	Avg
Allen,Trevor	16	78	4	74	1	20	4.6
Hoosman,Tyler	8	41	3	38	1	24	4.8
Soko,Alphonso	1	5	0	5	0	5	5.0
TEAM	1	0	5	-5	0	0	-5.0

Passing	C-A-I	Yds	TD	Long	Sack
McElvain,Will	10-20-0	235	1	47	2

Receiving	No.	Yards	TD	Long
Weston, Isaiah	3	108	1	47
McShane,Deion	3	28	0	18
James, Jaylin	2	63	0	42
Graham,Aaron	1	34	0	34

Punting	No.	Yds	Avg	Long	In20	TB
Kibby,Zac	6	219	36.5	49	0	0

Punt Returns	No.	Yards	TD	Long
Williams, Xavior	1	-2	0	0

Kick Returns	No.	Yards	TD	Long

Tackles	UA-A	Total	Sacks	TFL
Kolarevic, Chris	5-5	10	0.0	0.0
Flater,Bryce	4-6	10	0.0	0.0
Wells, Brawntae	3-5	8	1.5	1.5
Mayberry,Micah	5-2	7	0.0	0.0

Qtr	Time	Scoring Play	V-H
1st	02:03	UNI - Weston, Isaiah 39 yd pass from McElvain,Will (Cook, Matthew kick), 8-80 3:19	0 - 7
2nd	05:07	UNI - Allen,Trevor 10 yd run (Cook, Matthew kick), 8-79 3:49	0 - 14
	04:56	YSU - Braswell, J. 75 yd pass from Mays, Nathan (McFadden, C. kick), 1-75 0:11	7 - 14
	01:12	UNI - Hoosman,Tyler 15 yd run (Cook, Matthew kick), 7-75 3:44	7 - 21
3rd	10:37	YSU - Mallory, K. 14 yd pass from Mays, Nathan (McFadden, C. kick), 8-75 4:23	14 - 21





Quickie Statistics (Final)
#10 UNI vs #1 North Dakota State (Oct 12, 2019 at Fargo, ND)



	UNI	NDSU
Score	14	46
FIRST DOWNS	14	24
RUSHES-YARDS (NET)	33-106	51-347
PASSING YDS (NET)	233	145
Passes Att-Comp-Int	30-15-1	18-10-0
TOTAL OFFENSE PLAYS-YARDS	63-339	69-492
Fumble Returns-Yards	1-40	0-0
Punt Returns-Yards	0-0	2-37
Kickoff Returns-Yards	3-42	3-66
Interception Returns-Yards	0-0	1-31
Punts (Number-Avg)	4-39.5	3-50.7
Fumbles-Lost	1-1	1-1
Penalties-Yards	4-25	1-15
Possession Time	28:20	31:40
Third-Down Conversions	4 of 13	7 of 13
Fourth-Down Conversions	0 of 1	1 of 1
Red-Zone Scores-Chances	2-3	3-3

UNI

Rushing	No.	Gain	Loss	Net	TD	Lg	Avg
Hoosman,Tyler	12	55	1	54	1	21	4.5
McElvain,Will	8	31	9	22	0	12	2.8
Allen,Trevor	6	16	0	16	0	9	2.7
Soko,Alphonso	3	11	1	10	0	9	3.3

Passing	C-A-I	Yds	TD	Long	Sack
McElvain,Will	15-29-0	233	1	40	2
McShane,Deion	0-1-1	0	0	0	0

Receiving	No.	Yards	TD	Long
Weston, Isaiah	5	129	1	40
Graham,Aaron	5	57	0	18
James, Jaylin	2	23	0	17
Phillips,Nick	1	17	0	17

Punting	No.	Yds	Avg	Long	In20	TB
Kibby,Zac	4	158	39.5	47	0	0

Punt Returns	No.	Yards	TD	Long

Kick Returns	No.	Yards	TD	Long
Graham,Aaron	2	23	0	13
Allen,Trevor	1	19	0	19

Tackles	UA-A	Total	Sacks	TFL
Flater,Bryce	6-5	11	0.0	0.0
Jegen, Christian	4-6	10	0.0	0.0
Kolarevic, Chris	1-9	10	0.0	0.0
Brinkman,Jared	3-5	8	0.0	0.0

North Dakota State

Rushing	No.	Gain	Loss	Net	TD	Lg	Avg
Adam Cofield	15	104	0	104	2	37	6.9
Kobe Johnson	9	96	1	95	1	50	10.6
Trey Lance	11	83	0	83	0	17	7.5
Ty Brooks	12	53	2	51	0	13	4.2

Passing	C-A-I	Yds	TD	Long	Sack
Trey Lance	10-18-0	145	3	36	0

Receiving	No.	Yards	TD	Long
Phoenix Sproles	3	59	1	36
Ty Brooks	2	15	0	9
Adam Cofield	2	15	0	8
Noah Gindorff	1	30	1	30

Punting	No.	Yds	Avg	Long	In20	TB
Garret Wegner	3	152	50.7	60	2	0

Punt Returns	No.	Yards	TD	Long
Trevor Heit	2	37	0	28

Kick Returns	No.	Yards	TD	Long
Ty Brooks	3	66	0	29

Tackles	UA-A	Total	Sacks	TFL
James Kaczor	4-3	7	0.0	0.0
Michael Tutsie	4-2	6	0.0	0.0
Josh Hayes	4-2	6	0.0	0.0
Jackson Hankey	1-4	5	0.0	0.5

Qtr	Time	Scoring Play	V-H
1st	10:57	NDSU - Phoenix Sproles 36 yd pass from Trey Lance (James Hendricks rush), 8-77 3:57	0 - 8
	02:12	NDSU - C. Watson 19 yd pass from Trey Lance (Griffin Crosa kick), 6-44 2:58	0 - 15
2nd	13:13	UNI - Weston, Isaiah 17 yd pass from McElvain,Will (Cook, Matthew kick), 2-11 0:44	7 - 15
	06:29	NDSU - Griffin Crosa 25 yd field goal, 14-64 6:38	7 - 18
	02:40	UNI - Hoosman,Tyler 6 yd run (Cook, Matthew kick), 8-65 3:49	14 - 18
3rd	13:02	NDSU - Noah Gindorff 30 yd pass from Trey Lance (Griffin Crosa kick), 2-35 0:42	14 - 25
4th	12:53	NDSU - Adam Cofield 1 yd run (Griffin Crosa kick), 11-68 4:51	14 - 32
	09:05	NDSU - Adam Cofield 37 yd run (Griffin Crosa kick), 4-54 1:51	14 - 39
	02:05	NDSU - Kobe Johnson 50 yd run (Griffin Crosa kick), 5-65 2:52	14 - 46





Quickie Statistics (Final)
South Dakota vs #14 UNI (Oct 19, 2019 at Cedar Falls, Iowa)



	USD	UNI
Score	27	42
FIRST DOWNS	27	11
RUSHES-YARDS (NET)	48-123	38-204
PASSING YDS (NET)	299	213
Passes Att-Comp-Int	43-26-3	17-8-1
TOTAL OFFENSE PLAYS-YARDS	91-422	55-417
Fumble Returns-Yards	0-0	0-0
Punt Returns-Yards	2-9	4-2
Kickoff Returns-Yards	3-75	0-0
Interception Returns-Yards	1-0	3-19
Punts (Number-Avg)	4-45.0	7-37.4
Fumbles-Lost	3-3	2-1
Penalties-Yards	6-60	4-45
Possession Time	35:29	24:31
Third-Down Conversions	9 of 18	5 of 13
Fourth-Down Conversions	1 of 3	0 of 0
Red-Zone Scores-Chances	4-4	3-4

South Dakota

Rushing	No.	Gain	Loss	Net	TD	Lg	Avg
Brooks,Canaan	14	49	4	45	0	11	3.2
Simmons,Austin	20	80	46	34	0	15	1.7
Henry,Kai	5	24	0	24	1	7	4.8
Klett,Ben	6	14	3	11	0	9	1.8

Passing	C-A-I	Yds	TD	Long	Sack
Simmons,Austin	26-43-3	299	2	56	5

Receiving	No.	Yards	TD	Long
Vander Esch,C.	6	73	0	16
Samson,Brett	4	46	0	24
Herrmann,Connor	4	25	0	16
Brooks,Canaan	3	26	0	13

Punting	No.	Yds	Avg	Long	In20	TB
Schutt,Brady	4	180	45.0	51	0	0

Punt Returns	No.	Yards	TD	Long
Baker,Randy	2	9	0	13

Kick Returns	No.	Yards	TD	Long
Conaway,Billy	3	75	0	35

Tackles	UA-A	Total	Sacks	TFL
Cochrane,Jack	3-5	8	0.5	0.5
Mogensen,Brock	0-8	8	0.0	0.0
Matthew,Jake	4-3	7	1.5	1.5

UNI

Rushing	No.	Gain	Loss	Net	TD	Lg	Avg
Hoosman,Tyler	24	119	8	111	2	28	4.6
McElvain,Will	9	92	33	59	0	70	6.6
Graham,Aaron	1	38	0	38	0	38	38.0
Allen,Trevor	2	5	3	2	0	5	1.0

Passing	C-A-I	Yds	TD	Long	Sack
McElvain,Will	8-17-1	213	3	65	4

Receiving	No.	Yards	TD	Long
Weston,Isaiah	4	189	3	65
James,Jaylin	2	10	0	6
Allen,Trevor	1	8	0	8
Hoosman,Tyler	1	6	0	6

Punting	No.	Yds	Avg	Long	In20	TB
Murphy, Nate	6	221	36.8	50	2	1
Kibby,Zac	1	41	41.0	41	0	0

Punt Returns	No.	Yards	TD	Long
Williams,Xavior	4	2	0	4

Kick Returns	No.	Yards	TD	Long

Tackles	UA-A	Total	Sacks	TFL
Kolarevic, Chris	6-13	19	1.0	1.0
Jegen, Christian	6-6	12	0.0	0.5
Brekke,Jevon	4-6	10	0.0	0.0

Qtr	Time	Scoring Play	V-H
1st	10:29	USD - Henry,Kai 7 yd run (Lorber,Mason kick), 5-27 2:12	7 - 0
	09:01	UNI - Weston, Isaiah 8 yd pass from McElvain,Will (Cook, Matthew kick), 5-75 1:28	7 - 7
	08:17	USD - Conaway,Billy 56 yd pass from Simmons,Austin (Lorber,Mason kick), 2-66 0:44	14 - 7
	06:55	UNI - Hoosman,Tyler 8 yd run (Cook, Matthew kick), 3-75 1:22	14 - 14
	01:50	USD - Goehring,Austin 10 yd pass from Simmons,Austin (Lorber,Mason kick), 4-31 1:36	21 - 14
2nd	13:56	UNI - Evans,Austin 16 yd interception return (Cook, Matthew kick)	21 - 21
	08:51	USD - Lorber,Mason 33 yd field goal, 13-58 5:05	24 - 21
3rd	13:45	UNI - Weston, Isaiah 65 yd pass from McElvain,Will (Cook, Matthew kick), 4-75 1:15	24 - 28
	07:57	UNI - Weston, Isaiah 54 yd pass from McElvain,Will (Cook, Matthew kick), 3-58 1:24	24 - 35
	00:33	USD - Lorber,Mason 30 yd field goal, 17-62 7:24	27 - 35
4th	11:44	UNI - Hoosman,Tyler 1 yd run (Cook, Matthew kick), 7-75 3:49	27 - 42





Quickie Statistics (Final)
#11 UNI vs Missouri State (Oct 26, 2019 at Springfield, Mo.,)



	UNI	MSU
Score	29	6
FIRST DOWNS	12	11
RUSHES-YARDS (NET)	30-77	31-16
PASSING YDS (NET)	238	153
Passes Att-Comp-Int	27-14-0	26-17-1
TOTAL OFFENSE PLAYS-YARDS	57-315	57-169
Fumble Returns-Yards	0-0	0-0
Punt Returns-Yards	5-52	1-10
Kickoff Returns-Yards	0-0	1-5
Interception Returns-Yards	1-0	0-0
Punts (Number-Avg)	7-40.1	9-39.9
Fumbles-Lost	1-0	3-2
Penalties-Yards	5-32	2-20
Possession Time	29:11	30:49
Third-Down Conversions	2 of 14	5 of 14
Fourth-Down Conversions	0 of 0	0 of 0
Red-Zone Scores-Chances	3-3	1-1

UNI

Rushing	No.	Gain	Loss	Net	TD	Lg	Avg
Hoosman, Tyler	15	63	2	61	0	15	4.1
Allen, Trevor	5	13	0	13	0	5	2.6
McElvain, Will	7	21	12	9	1	8	1.3
TEAM	3	0	6	-6	0	0	-2.0

Passing	C-A-I	Yds	TD	Long	Sack
McElvain, Will	14-27-0	238	2	70	1

Receiving	No.	Yards	TD	Long
Weston, Isaiah	5	157	2	70
Graham, Aaron	5	51	0	20
Lane, Suni	1	12	0	12
James, Jaylin	1	10	0	10

Punting	No.	Yds	Avg	Long	In20	TB
Murphy, Nate	7	281	40.1	43	4	0

Punt Returns	No.	Yards	TD	Long
Williams, Xavior	4	51	0	27
Evans, Austin	1	1	0	1

Kick Returns	No.	Yards	TD	Long

Tackles	UA-A	Total	Sacks	TFL
Evans, Austin	4-3	7	0.5	1.0
Brinkman, Jared	3-4	7	1.5	1.5
Williams, Xavior	2-4	6	0.0	0.0
Cuvelier, Spencer	2-4	6	0.0	0.5

Missouri State

Rushing	No.	Gain	Loss	Net	TD	Lg	Avg
DJ Frost	8	22	1	21	0	9	2.6
Myron Mason	4	11	0	11	0	5	2.8
Damoriea Vick	1	5	0	5	0	5	5.0
Donovan Daniels	2	3	0	3	0	3	1.5

Passing	C-A-I	Yds	TD	Long	Sack
Peyton Huslig	17-26-1	153	1	20	5

Receiving	No.	Yards	TD	Long
Tyler Currie	4	31	0	11
Antwan Woods	2	37	1	20
Armand Baker	2	21	0	12
Jordan Murray	2	21	0	16

Punting	No.	Yds	Avg	Long	In20	TB
Brendan Withrow	9	359	39.9	48	3	0

Punt Returns	No.	Yards	TD	Long
TEAM	1	10	0	10

Kick Returns	No.	Yards	TD	Long
Jacquez Carter	1	5	0	5

Tackles	UA-A	Total	Sacks	TFL
Angelo Garbutt	2-6	8	0.0	0.0
Jayln Henderson	3-4	7	0.0	0.0
McNeece Egbim	4-2	6	1.0	1.0
Jordan Wilkes	3-2	5	0.0	0.0

Qtr	Time	Scoring Play	V-H
2nd	14:49	UNI - Cook, Matthew 49 yd field goal, 13-50 6:31	3 - 0
	08:19	UNI - Cook, Matthew 22 yd field goal, 6-15 2:45	6 - 0
	08:01	UNI - McElvain, Will 6 yd run (Wells, Brawntae rush failed), 2-6 0:09	12 - 0
	03:54	UNI - Weston, Isaiah 46 yd pass from McElvain, Will (Cook, Matthew kick), 2-45 1:17	19 - 0
3rd	05:57	UNI - Cook, Matthew 38 yd field goal, 8-54 3:26	22 - 0
	04:12	UNI - Weston, Isaiah 70 yd pass from McElvain, Will (Cook, Matthew kick), 1-70 0:10	29 - 0
4th	08:55	MSU - Antwan Woods 17 yd pass from Peyton Huslig (Kendall Stewart rush failed), 15-90 8:18	29 - 6





Quickie Statistics (Final)
#9 UNI vs #7 Illinois State (Nov 02, 2019 at Normal, Ill.)



	UNI	ILS
Score	27	10
FIRST DOWNS	17	10
RUSHES-YARDS (NET)	41-131	26-75
PASSING YDS (NET)	189	135
Passes Att-Comp-Int	28-14-1	28-13-3
TOTAL OFFENSE PLAYS-YARDS	69-320	54-210
Fumble Returns-Yards	1-2	0-0
Punt Returns-Yards	3-8	0-0
Kickoff Returns-Yards	1-20	5-96
Interception Returns-Yards	3-49	1-0
Punts (Number-Avg)	6-37.7	6-40.0
Fumbles-Lost	1-1	1-1
Penalties-Yards	5-30	4-30
Possession Time	35:15	24:45
Third-Down Conversions	7 of 17	5 of 13
Fourth-Down Conversions	0 of 0	0 of 1
Red-Zone Scores-Chances	4-5	2-2

UNI

Rushing	No.	Gain	Loss	Net	TD	Lg	Avg
McCabe, Nick	15	45	1	44	0	9	2.9
Hoosman, Tyler	11	35	0	35	0	6	3.2
McElvain, Will	10	38	3	35	0	11	3.5
Allen, Trevor	5	17	0	17	0	6	3.4

Passing	C-A-I	Yds	TD	Long	Sack
McElvain, Will	14-28-1	189	3	34	0

Receiving	No.	Yards	TD	Long
Weston, Isaiah	5	68	0	34
Graham, Aaron	5	58	0	18
Lane, Suni	2	43	2	27
James, Jaylin	1	11	1	11

Punting	No.	Yds	Avg	Long	In20	TB
Murphy, Nate	6	226	37.7	46	2	0

Punt Returns	No.	Yards	TD	Long
Williams, Xavior	3	8	0	7

Kick Returns	No.	Yards	TD	Long
Hoosman, Tyler	1	20	0	20

Tackles	UA-A	Total	Sacks	TFL
Brinkman, Jared	5-2	7	0.0	1.5
Lawrence, Roosevelt	5-1	6	0.0	0.0
Perry, Spencer	4-1	5	0.0	0.0
Brown, Omar	4-1	5	0.0	1.0

Illinois State

Rushing	No.	Gain	Loss	Net	TD	Lg	Avg
Robinson, James	16	41	2	39	0	8	2.4
Proctor, Jeff	6	34	0	34	0	11	5.7
Rutkiewicz, Kacp	1	2	0	2	0	2	2.0
Davis, Brady	2	2	1	1	0	2	0.5

Passing	C-A-I	Yds	TD	Long	Sack
Davis, Brady	13-28-3	135	1	26	0

Receiving	No.	Yards	TD	Long
Haley, Braxton	6	52	1	16
Rutkiewicz, Kacp	2	31	0	26
Nagel, Austin	2	26	0	15
Taula, Tanner	2	17	0	11

Punting	No.	Yds	Avg	Long	In20	TB
Bohlken, JT	6	240	40.0	56	2	0

Punt Returns	No.	Yards	TD	Long

Kick Returns	No.	Yards	TD	Long
Proctor, Jeff	3	50	0	23
Brown, Kevin	2	46	0	25

Tackles	UA-A	Total	Sacks	TFL
Kirk, Luther	8-2	10	0.0	0.0
McKnight, Romeo	6-3	9	0.0	1.0
Draka, Dylan	6-1	7	0.0	0.0
DeForest, Ty	5-2	7	0.0	0.0

Qtr	Time	Scoring Play	V-H
1st	03:28	UNI - James, Jaylin 11 yd pass from McElvain, Will (Cook, Matthew kick), 7-61 3:28	7 - 0
2nd	14:56	ILS - Haley, Braxton 4 yd pass from Davis, Brady (Fenlason, Sam kick), 9-66 3:24	7 - 7
	00:11	UNI - Lane, Suni 16 yd pass from McElvain, Will (Cook, Matthew kick), 5-47 0:42	14 - 7
3rd	00:49	ILS - Fenlason, Sam 34 yd field goal, 7-13 3:18	14 - 10
4th	11:00	UNI - Lane, Suni 27 yd pass from McElvain, Will (Cook, Matthew kick), 9-65 4:49	21 - 10
	08:31	UNI - Cook, Matthew 23 yd field goal, 4-3 2:11	24 - 10
	05:48	UNI - Cook, Matthew 33 yd field goal, 4-9 2:25	27 - 10





Quickie Statistics (Final)
Indiana State vs UNI (Nov 09, 2019 at Cedar Falls, Iowa)



	INS	UNI
Score	9	17
FIRST DOWNS	17	12
RUSHES-YARDS (NET)	39-125	32-91
PASSING YDS (NET)	220	167
Passes Att-Comp-Int	25-15-2	20-11-0
TOTAL OFFENSE PLAYS-YARDS	64-345	52-258
Fumble Returns-Yards	0-0	0-0
Punt Returns-Yards	0-0	3-41
Kickoff Returns-Yards	4-97	1-22
Interception Returns-Yards	0-0	2-0
Punts (Number-Avg)	5-41.6	7-39.0
Fumbles-Lost	1-1	0-0
Penalties-Yards	5-45	2-25
Possession Time	35:09	24:51
Third-Down Conversions	5 of 14	2 of 12
Fourth-Down Conversions	0 of 0	0 of 1
Red-Zone Scores-Chances	2-3	2-2

Indiana State

Rushing	No.	Gain	Loss	Net	TD	Lg	Avg
Dafney, Dominiq	16	81	1	80	0	21	5.0
Hauptert, Michae	8	33	0	33	0	12	4.1
Kerlegrand, Pet	9	33	3	30	0	13	3.3
Sims, Nick	1	5	0	5	0	5	5.0

Passing	C-A-I	Yds	TD	Long	Sack
Wilderman, Kurt	15-25-2	220	0	48	3

Receiving	No.	Yards	TD	Long
Hendrix, Dante	5	135	0	48
Kerlegrand, Pet	4	36	0	14
Jones II, Dante	3	23	0	11
Larkin, Zach	2	8	0	8

Punting	No.	Yds	Avg	Long	In20	TB
Reiner, Travis	5	208	41.6	51	2	0

Punt Returns	No.	Yards	TD	Long

Kick Returns	No.	Yards	TD	Long
Caton, Dakota	4	97	0	31

Tackles	UA-A	Total	Sacks	TFL
Bonner, Denzel	4-9	13	0.0	0.5
Griffith, Jonas	4-3	7	1.0	1.0
Glasco, Clayton	3-4	7	0.0	1.0
Thomas, Michael	2-2	4	0.0	0.0

UNI

Rushing	No.	Gain	Loss	Net	TD	Lg	Avg
Allen,Trevor	12	65	3	62	1	23	5.2
McCabe,Nick	7	19	0	19	0	5	2.7
Graham,Aaron	1	19	0	19	0	19	19.0
McElvain,Will	7	18	13	5	0	12	0.7

Passing	C-A-I	Yds	TD	Long	Sack
McElvain,Will	11-20-0	167	1	47	2

Receiving	No.	Yards	TD	Long
Lane,Suni	3	55	1	25
Graham,Aaron	3	35	0	19
Weston, Isaiah	2	58	0	47
James, Jaylin	1	10	0	10

Punting	No.	Yds	Avg	Long	In20	TB
Murphy, Nate	4	163	40.8	43	0	0
Kibby,Zac	3	110	36.7	54	1	0

Punt Returns	No.	Yards	TD	Long
Williams, Xavior	3	41	0	28

Kick Returns	No.	Yards	TD	Long
Phillips,Nick	1	22	0	22

Tackles	UA-A	Total	Sacks	TFL
Jegen, Christian	4-6	10	0.0	0.5
Flater,Bryce	7-1	8	0.0	1.0
Smith,Elerson	3-5	8	2.0	2.0
Brown,Omar	3-3	6	0.0	0.0

Qtr	Time	Scoring Play	V-H
1st	07:22	INS - Nunez, Jerry 24 yd field goal, 10-73 5:01	3 - 0
	05:24	UNI - Lane,Suni 25 yd pass from McElvain,Will (Cook, Matthew kick), 4-75 1:58	3 - 7
2nd	12:16	INS - Nunez, Jerry 41 yd field goal, 9-51 4:18	6 - 7
	07:00	UNI - Cook, Matthew 22 yd field goal, 5-25 1:56	6 - 10
	01:50	UNI - Allen,Trevor 13 yd run (Cook, Matthew kick), 7-70 3:00	6 - 17
3rd	08:21	INS - Nunez, Jerry 28 yd field goal, 12-65 6:39	9 - 17





20 KEY 19 PANTHERS

JACKSON SCOTT-BROWN

43 Consecutive Starts

WILL McELVAIN

145 completions • 2,115 yards • 18 TDs
Two-Time MVFC Newcomer of the Week

ELERSON G. SMITH

Third in the FCS in Sacks (12) and is 10th in TFLs (16.5)
Two-Time MVFC Defensive Player of the Week

ISAIAH WESTON

No. 1 in the FCS in yards per catch
Mayo Clinic Comeback Player of the Year Nominee
MVFC Leader in receiving yards and TDs

MATTHEW COOK

15-18 Field Goals on the Season
Two-Time MVFC Special Teams POTW
Week One STATS FCS National POTW

MARK FARLEY

156 Career Wins
Most in MVFC History

