



UNI FOOTBALL

#UNIFIGHT

f /UNIPantherFootball
t @UNIFootball
i @UNIPantherFootball

16 CONFERENCE TITLES // 20 FCS PLAYOFF APPEARANCES // 215-56-1 UNI-DOME RECORD

2-2 2019 Record	0-0 2019 MVFC	#13/#13 RANKING (STATS/COACHES)	Game 5 Oct. 5 • 4 p.m. CT	4-0 2019 Record	0-0 2019 MVFC	#18/#17 RANKING (STATS/COACHES)
MARK FARLEY HEAD COACH			UNI VS Y	BO PELINI HEAD COACH		
151-80 Record			UNI-Dome Cedar Falls, Iowa	31-22 Record at YSU		

SERIES QUICK LOOK

OVERALL UNI RECORD 31st Meeting
FIRST MEETING 22-8
 Sept. 9, 1978 (L, 31-14)
LAST MEETING Nov. 10, 2018 (L, 31-10)



TEAM COMPARISON

311.8	Total Offense	461.8
101.8	Rushing Offense	296.3
210	Passing Offense	165.5
133.87	Team Passing Eff.	161.68
22.5	Scoring Offense	44.5
294.5	Total Defense	296
105.3	Rushing Defense	123.5
189.3	Passing Yds Allowed	172.5
115.58	Team Passing Eff. Defense	124.55
19.5	Scoring Defense	18.5
0.25	Turnover Margin	2.25
0.333	3rd Down Con. Pct	0.5
0.333	4th Down Con. Pct	0.5
0.368	3rd Down Con. Pct Defense	0.356
0.5	4th Down Con. Pct Defense	0.167
1.000	Red Zone Offense	1.000
0.786	Red Zone Defense	0.667
36.83	Net Punt.	29.13
4.67	Punt Returns	14.55
13.5	Kickoff Returns	16.83
63	First Downs Offense	92
67	First Downs Defense	68
4.75	Penalties PG	7.5
52.5	Penalty YPG	78
28:53	Time of Possession	31:52



TV: PSN
 Play-By-Play: Brad Wells
 Analyst: Justin Surrency



RADIO: PANTHER RADIO NETWORK
 Play-by-Play: Gary Rima
 Analyst: Scott Peterson



LIVE STATS

<https://unipanthers.com/sidearmstats/football/summary>

GETTING UP TO SPEED

• For the second time in two weeks, the Panthers face a ranked team. This time it will be against undefeated Youngstown State for the Valley Football opener and homecoming. UNI is coming off of a tough road loss at No. 5/6 Weber State and looks to bounce back against a team that has dominated their non-conference schedule. The Penguins are 4-0, but haven't won in the UNI-Dome against a Mark Farley coached team. The Panthers lead the series 22-8, but the series is 3-3 over the last six meetings. Both teams are in the top-15 in the country for total defense.

• The Panthers defense put up a stellar effort and held Weber State to just one offensive yard in the second half, but early turnovers led to an insurmountable Weber State lead and the Wildcats earned the 29-17 win. Offensively, Will McElvain became the first Panther to run for 100 yards and pass for 100 yards since the 2016 season. Matthew Cook hit a 35-yard field goal to stay perfect on the season (9-9). Isiah Weston scored his third touchdown in as many games.

• The win over Southern Utah was Head coach Mark Farley's 150th career victory. He is the winningest coach in UNI and Missouri Valley Football History and the 10th coach in FCS history with 150 FCS victories.

• The UNI defense is proving to be one the best in the FCS. UNI is 12th in total defense, 21st in scoring defense, 16th in sacks and 20th in first down defense.

• The Panthers have eight offensive touchdowns so far this season and a freshman was involved in every single one. Redshirt freshman quarterback Will McElvain has seven TD passes to his name and UNI's lone rushing TD came from true freshman Nick McCabe.

• After being named the STATS FCS National Special Teams Player of the Week in week one, Matthew Cook remains perfect at 9-9 on the season. He is also 9-9 in PATs for a team-high 36 points. He is 3-3 on the year on field goals over 40 yards.

• The Panthers have earned a Missouri Valley Player of the Week honor after each game this season. Cook was named the Special Teams Player of the Week after the Iowa State game, McElvain earned Newcomer of the Week honors after the Southern Utah game and Elerson G. Smith was named the Defensive Player of the Week after the Idaho State win. Against Weber State, McElvain earned his second newcomer of the Week honor and Chris Kolarvic picked up Defensive Player of the Week honors.

2019 SCHEDULE

Date	UNI RNK	OPP RNK	Opponent	Time/Result
AUGUST				
31	18/20	21/24	at Iowa State	L, 29-26 (30T)
SEPTEMBER				
7	11/12	-/-	SOUTHERN UTAH	W, 34-14
21	9/8	RV/-	IDAHO STATE	W, 13-6
28	9/7	5/6	at Weber State	L, 29-17
OCTOBER				
5	13/13	18/17	YOUNGSTOWN STATE*\$	4 p.m.
12	-/-	-/-	at North Dakota State*	1 p.m.
19	-/-	-/-	SOUTH DAKOTA*	4 p.m.
26	-/-	-/-	at Missouri State*	2 p.m.
NOVEMBER				
2	-/-	-/-	at Illinois State*	2 p.m.
9	-/-	-/-	INDIANA STATE*	4 p.m.
16	-/-	-/-	at South Dakota State*	2 p.m.
23	-/-	-/-	WESTERN ILLINOIS*	1 p.m.

All Times Central
 Rank: STATS or AP/Coaches
 HOME GAMES
 * MVFC Conference Game
 \$ Homecoming

2019 MVFC STANDINGS

School	MVFC	Overall
North Dakota State	0-0	4-0
Youngstown State	0-0	4-0
Illinois State	0-0	3-1
South Dakota State	0-0	3-1
Indiana State	0-0	2-2
UNI	0-0	2-2
Southern Illinois	0-0	2-2
South Dakota	0-0	1-3
Missouri State	0-0	0-3
Western Illinois	0-0	0-4

UNI ATHLETIC COMMUNICATIONS

JEREK WOLCOTT
 Asst. AD for Comm.
 e jerek.wolcott@uni.edu
 c 406-422-7581

NICK HARVEY
 Asst. Comm. Director
 e nick.harvey@uni.edu
 c 515-231-2096



UNIVERSITY INFORMATION

Location Cedar Falls, Iowa
 Founded 1876
 Enrollment 10,497
 Nickname Panthers
 Colors Purple & Old Gold
 Affiliation Division I - FCS
 Conference Missouri Valley Football
 President Mark Nook
 Athletics Director David Harris
 NCAA Faculty Rep. Elaine Eshbaugh

FOOTBALL INFORMATION

Head Coach Mark Farley
 Alma Mater UNI, '87/'94
 Career Record 151-80/19th Year
 UNI Record Same
 MVFC Record 93-42
 2018 Record 7-6
 2018 MVFC Record 5-3
 2018 MVFC Finish T 3rd
 2018 Postseason Second Round
 2018 Final Rank Coaches: RV/STATS: 23rd
 2019 Preseason Coaches: 20th/STATS: 18th
 First Year of Football 1895
 FCS Playoff Appearances 20
 MVFC Championships 16
 Wins Over FBS Foes 11

FOOTBALL STAFF

Mark Farley Head Coach
 Jeremiah Johnson Defensive Co./DBs
 Ryan Mahaffey Offensive Co./TEs
 D.J. Vokolek Assist. Head Coach/LBs
 Ryan Clanton Run Game Co./OL
 Nick Danielson Running Backs
 Bryce Paup Defensive Line
 Justin Roper Quarterbacks
 Isaac Fruechte Wide Receivers
 Keelon Brookins Defensive Backs

SUPPORT STAFF

Jed Smith Strength & Conditioning
 Zachary Smith Equipment
 Travis Stueve Athletic Training
 Jerek Wolcott Athletic Communications

ONLINE

www.UNIPanthers.com

SOCIAL MEDIA

Twitter @UNIFootball
 @UNIathletics
 Facebook UNIFootball
 Instagram @UNIathletics
 @UNIPantherFootball
 Snapchat UNIathletics
 YouTube UNI Athletics

150 Wins

With the win over Southern Utah, head coach Mark Farley became the 10th coach with 150 FCS wins. He has the most Missouri Valley Football Conference wins in history.

Polls

The Panthers fell out of the top 10 to No. 13 in both polls after the loss at Weber State.

Red Zone Offense

A season ago, the Panthers finished in the top 10 in the FCS in red zone offense, scoring on 90 percent of trips inside the 20. UNI is again off to a good start. Through four games, the Panthers have scored all 11 times inside the red zone, including five TDs and six field goals.

Young Panthers

Through Four games, eight freshmen or redshirt freshman have seen the field for UNI and four have started. Will McElvain (QB, R-Fr.), Omar Brown (CB, Fr.), Trevon Alexander (LB, R-Fr.) and Matthew Cook (PK, Fr.) have all started games for UNI.

Leading the FCS

Freshman kicker Matthew Cook was named the starter the week of the Iowa State game and started his career with a bang. He hit his first-ever collegiate field goal attempt, a 50-yarder and added three more in game one. He remains perfect and is 9-9 for the season. He is tied atop the FCS and the MVFC for FG percentage and has the sole spot for FG made per game.

Paltry Penalties

The Panthers are ranked first in the MVFC and 14th in the FCS for penalties per game at 4.75.

Strength of Schedule

After the non-conference slate is complete, UNI is fourth in the FCS and first in the MVFC in strength of schedule according to Massey Ratings.

Tackles for Loss

As a team, UNI averages for 8.5 tackles for loss per game, which ranks second in the MVFC and 11th in the FCS. The Panthers are also 16th in the FCS in sacks at 2.75 per game.

SportsCenter Regulars

Deion McShane's first-quarter touchdown reception against Southern Utah was more than just a touchdown. After catching the ball, the defender appeared to tackle McShane before the receiver flipped over the back of the defender and landed on his feet and sprinted to the end zone for the 56-yard TD. It is the third consecutive season that a Panther has made the SCTop10. Xavier Williams' walk-off Pick-6 against South Dakota State made the list in 2018 and Jared Farley's one-handed touchdown against Monmouth in the 2017 playoffs made the show in 2017.

Wonderful Williams

Preseason All-American Xavier Williams is currently ranked first in the FCS in passes defended per game (2.0) and is one of just 34 players with a fumble recovery.

Brown is Ballin'

True freshman Omar Brown earned the starting nod at the cornerback position and has shined so far. The former Minnesota All-Star Game Defensive MVP has 5.0 passes defended, including two interceptions. He is currently fourth for UNI with 31 total tackles.

Defensive Fresh Faces

Junior college transfer Spencer Cuvelier leads the Panthers with 43 total tackles. His 10.8 tackles per game is third in the MVFC. Omar Brown (4th) and Spencer Perry (9th) are all in the UNI top-10 in total tackles after four games. Christian Jegen and Seth Thomas are the only Panthers that were in the top-10 of tackles in both 2018 and through four games of 2019.

Elerson Elevation

Redshirt junior Elerson G. Smith showed his future promise last year in the final three games of the season when he combined for 6.0 tackles for loss and 5.0 sacks. Through four games, he has a team-high 7.5 TFLs and 5.0 sacks. Taking into account his last three games of 2018, he has 13.5 TFLs and 10.0 sacks in the last Seven games.

Welcome Back Weston

Isaiah Weston was an MVFC All-Freshman honoree in 2017, but missed 2018 with an injury. Through four games, he has seven catches for a team-high 273 yards and a team-high three touchdowns.



2.25 FGPG
Matthew Cook

Matthew Cook is ranked first in the FCS and the MVFC in field goals per game at 2.25 and in field goal percentage at a perfect 9-9. He is one of nine players in the FCS that has yet to miss a field goal.



LAST MEETING

at **YOUNGSTOWN ST.**

Nov. 10, 2018
Stambaugh Stadium (8,407)

UNI	10
YOUNGSTOWN STATE	31

SCORE BY QUARTER

UNI	0	7	3	0	10
YSU	7	7	14	3	31

SCORING SUMMARY

- 1st 05:44 YSU - Shackleford, 62-yd reception
- 2nd 12:37 YSU - McCaster, 5-yd run
00:55 UNI - Moore, 4-yd pass reception
- 3rd 14:15 YSU - McCaster, 29-yd run
10:55 UNI - Errthum, 34-yd fg
01:59 YSU - McCaster, 1-yd run
- 4th 09:57 YSU - Kennedy, 28-yd fg

STATS

	UNI	YSU
First Downs	12	17
Net Rushing	119	192
Net Passing	73	209
Plays-Total Offense	57-192	67-401

GAME LEADERS

- Passing: Eli Dunne (8-22-0 73 yds, 1 TD)
- Rushing: Marcus Weymiller (19 carries, 89 yds)
- Receiving: Nick Fossey (3 catches, 30 yds)
- Defense: Duncan Ferch (8 total, 4 solo, 1.5 TFL)

Saturday's Matchup

The host Youngstown State to open Missouri Valley Football Conference play. The Panthers have a significant advantage in the all-time series 22-8, but over the last six years, the two teams are 3-3. The Penguins have not won in Cedar Falls since 1999, but YSU won last year's matchup 31-10.

Youngstown State

The Penguins are 4-0 to start the season with wins over Samford, Howard, Duquesne and Robert Morris and are averaging 44.5 points per game, fourth in the FCS. The rushing attack is racking up nearly 300 yards a game and is also ranked fourth in the FCS. YSU is ranked first in the FCS in turnover margin at plus nine on the year. Defensively, the Penguins are ranked 13 in total defense, giving up just 296 yards per game. Massey Ratings has ranked their strength of schedule to date as 92nd out of 126 FCS teams.

Bo Pelini


Bo Pelini is in his fifth season at Youngstown State and is just three years removed from a national championship game appearance. He is 2-1 against the Panthers during his tenure and 31-22 overall during his five-year career. Prior to his time at Youngstown, he was the head coach at Nebraska for eight seasons where he compiled a 67-28 record.

YSU Offense

Joe Alessi leads the Penguin rushing attack with 347 net yards on the season and is averaging 7.4 yards per carry, but five Youngstown players have over 160 yards rushing already this year and seven players have rushing touchdowns. Nathan Mays leads the passing attack. He is 35-57 for 543 yards, five touchdowns and a pair of interceptions.

YSU Defense

Youngstown State has been nearly as sharp on defense as they have been on offense, allowing just 296 yards per game, good enough for 13th in the FCS. They are tops in turnover margin where they are Plus nine on the season. Kyle Hegedus leads YSU with 22 total tackles and Justus Reed has a team-high 4.5 sacks.

GAME 5	YOUNGSTOWN STATE
	Oct. 5, 2019 UNI-Dome (16,324)



Location.....	Youngstown, Ohio
Head Coach.....	Bo Pelini (5th yr)
Coach Record (overall/school)	94-50/27-22
2018 Record	4-7
2018 MVFC Record.....	3-5/t-6th
Football Contact	Trevor Parks
Office	(330) 941-3192
Email.....	tparks@ysu.edu
Website.....	YSUsports.com
Conference Website	Valley-Football.org

SERIES VS. YOUNGSTOWN STATE

Series History.....	UNI leads, 22-8
In Youngstown.....	UNI leads, 9-5
In Cedar Falls.....	UNI leads, 13-3
First Meeting (1978).....	YSU 31, UNI 14
Last Meeting (2018).....	YSU 31, UNI 10
Last UNI Win (2017).....	UNI 19, YSU 14
Last YSU Win (2018).....	YSU 31, UNI 10
Farley vs. Youngstown State.....	13-3
Pelini vs. UNI.....	2-1

SERIES UNDER FARLEY (Since 2001)

Year	Result	Score	Location
2001	W	30-11	H
2002	W	22-7	A
2003	W	47-9	H
2004	W	22-20	A
2005	W	21-7	H
2006	W	31-23	A
2007	W	14-13	H
2008	W	21-20	A
2009	W	28-7	H
2010	W	34-30	A
2011	W	21-17	H
2012	L	42-35	A
2013	W	22-20	H
2016	L	14-10	A
2017	W	19-14	H
2018	L	31-10	A

Value		Player	PLAYER COMPARISON	Player		Value
347		Joe Alessi	All Puposue Yards	Isaiah Weston		273
2		Colt McFadden	FGM	Matthew Cook		9
2		Zaire Jones	Intercepntions	Omar Brown		2
251.2		Ryan Emans	Pass Eff.	Will McElvain		134.97
28		Colt McFadden	Points	Matthew Cook		36
142.8		Nick DeSalvo	Punt Avg	Zac Kibby		157.0
160		Jake Coates	Punt Ret Yds	Xavior Williams		15
11		Jermiah Braswell	Receptions	Deion McShane		21
184		Jermiah Braswell	Receiving Yards	Isaiah Weston		273
347		Joe Alessi	Rush Net Yards	Trevor Allen		194
4.5		Justus Reed	Sacks	Elerson Smith		5.0
22		Kyle Hegedus	Tackles	Spencer Cuvelier		43
762		Nathan Mays	Tot Off	Will McElvain		964



UNI MVFC PLAYERS OF THE WEEK

**9/1 - Matthew Cook
Special Teams Player of the Week**

In the first game of his career, Cook hit four field goals, including the first 50-yard field goal for UNI since the 2015 season. He hit from 50, 31, 49, 28. His last two field goals came in overtimes of the 3OT loss.

**9/8 - Will McElvain
Newcomer of the Week**

McElvain went 17-of-25 for 262 yards and three touchdowns to lead UNI to the win. He was 14-of-20 for 234 yards and three TDs before the half when the Panthers took their foot off the gas pedal. He completed six of his first eight passes and threw three touchdowns to three different receivers while not throwing an interception. He also ran for 23 yards on eight carries.

**9/22 - Elerson G. Smith
Defensive Player of the Week**

Smith recorded a career-high three sacks to go along with a career-high 3.5 tackles for loss and nine tackles. He also had a forced fumble and a knocked down a pass. He led UNI to a stifling defensive performance. The Panthers held Idaho State to 203 yards of offense and just 69 yards rushing. The Panther defense tallied three interceptions, 10 tackles for loss and five sacks.

**9/28 - Chris Kolarevic
Defensive Player of the Week**

Kolarevic saw his first action since the South Dakota game on Oct. 18, 2018. In limited action, he tallied four tackles and a sack. He helped UNI hold Weber State to just one offensive yard in the second half and -7 yards in the third quarter.

**9/28 - Will McElvain
Newcomer of the Week**

McElvain threw for 219 yards and two touchdowns on 16-of-29 passing at No. 5 Weber State. He also ran for 105 yards on 16 carries to lead the Panther rushing attack. He is the first UNI player to have a 100-yard rushing game and is the tallied the most rushing yards and touchdown passes that the tough Weber State defense has allowed this season.

UNI STATS NATIONAL PLAYERS OF THE WEEK

**9/2 - Matthew Cook
Special Teams Player of the Week**

In the first game of his career, Cook hit four field goals, including the first 50-yard field goal for UNI since the 2015 season. He hit from 50, 31, 49, 28. His last two field goals came in overtimes of the 3OT loss.

10.8 TPG

SPENCER CUVELIER

Spencer Cuvelier is ranked 10th in the FCS and second in the MVFC in total tackles per game at 10.8 total tackles per game.



QUICK NOTES

- Xavier Williams' 53-yard fumble return for a touchdown against Iowa State is the longest fumble return touchdown in school history. (8/31)

- Matthew Cook's 50-yard field goal against Iowa State was longer than any field goal that the Panthers made during the 2018 season. It was the longest field goal since Michael Schmadeke made a 50-yard field goal in the fourth quarter at home against South Dakota in 2015. (8/31)

- The Iowa State game was the first overtime game since the Panthers defeated Cal Poly 45-38 in the UNI-Dome on Sept. 9, 2017. The first double-overtime game for UNI since the 37-34 loss to South Dakota State on Oct. 26, 2013, and the first triple-overtime game since a 29-26 win at Cal Poly in 2002. (8/31)

- Two Panthers surpassed 100-yards against Southern Utah. Deion McShane caught eight passes for 110 yards and a touchdown and Isaiah Weston gathered in five catches for 105 yards and a scored, it was his first touchdown of the year after missing the 2018 season with an injury. (9/7)

- Will McElvain threw touchdowns to three different receivers (McShane, Weston, James), all in the first half. (9/7)

- Deion McShane tallied five of the first six receptions of the game for UNI against Southern Utah. (9/7)

- Through three quarters, the Panthers held Southern Utah to just 111 total yards of offense. (9/7)

- Trevor Allen rushed the ball six consecutive times to start the second half against Southern Utah. (9/7)

- Elerson Smith recorded a career-high three sacks to go along with a career-high 3.5 tackles for loss and nine tackles, his previous best was two sacks, three tackles for loss (Both Missouri State, 2017) and five tackles (Iowa State, 2019). (9/21)

- The Panthers held Idaho State out of the end zone. It is the first game of the season that UNI did not allow the opponent to score a TD. (9/21)

- UNI held Idaho State under 100 yards rushing. It is the first time in the 2019 season that UNI held an opponent under 100 yards rushing. UNI held four opponents under 100 yards in 2018. (9/21)

- UNI held Weber State to -7 yards in the third quarter and just one total yard of offense in the second half. (9/28)

- Against Weber State, Will McElvain was the first UNI quarterback to Rush for 100 yards and pass for 100 since Aaron Bailey accomplished the feat against Eastern Washington in 2013. (9/28)

- The Panthers outgained Weber State 384-285 in the game. It was the best offensive output of the year for UNI. (9/28)

- UNI plays four teams with an ISU moniker. The Panthers opened with Iowa State, topped Idaho State and will meet Illinois State and Indiana State in MVFC play.



1.25 SPG

ELERSON G. SMITH

Elerson G. Smith is ranked fourth in the FCS and first in the Missouri Valley Football Conference with 1.25 sacks per game.



2019 FCS COACHES POLL (9/30)

Rank	Team	Record
1	North Dakota State (26)	4-0
2	James Madison	4-1
3	South Dakota State	3-1
4	Kennesaw State	4-1
5	Weber State	2-2
6	Illinois State	3-1
7	Montana State	4-1
8	Villanova	5-0
9	Montana	4-1
T-10	Central Arkansas	2-2
T-10	Towson	3-2
12	UC Davis	2-3
13	UNI	2-2
14	Furman	3-2
15	Nicholls	2-2
16	North Carolina A&T	3-1
17	Youngstown State	4-0
18	Delaware	3-2
19	Southeastern Louisiana	3-1
20	Jacksonville State	3-2
21	Eastern Washington	2-3
22	Maine	2-3
23	Princeton	2-0
24	Stony Brook	4-1
T-25	Houston Baptist	4-1
T-25	Southeast Missouri State	2-2

2019 FCS STATS POLL (9/30)

Rank	Team	Record
1	North Dakota State (152)	4-0
2	James Madison (7)	4-0
3	South Dakota State	3-1
4	Weber State	2-2
5	Villanova	5-0
6	Montana State	4-1
7	Kennesaw State	4-1
8	Montana	4-1
9	Towson	3-2
10	Illinois State	3-1
11	Central Arkansas	3-1
12	UC Davis	2-3
13	UNI	2-2
14	Furman	3-2
15	North Carolina A&T	3-1
16	Nicholls	2-2
17	Southeastern Louisiana	3-1
18	Youngstown State	4-0
19	Delaware	3-2
20	Maine	2-3
21	Jacksonville State	3-2
22	Eastern Washington	2-3
23	Southeast Missouri	2-2
24	Stony Brook	4-1
25	Princeton	2-0

Academic Honors

Five UNI Panther football graduates were named to the National Football Foundation & College Hall of Fame 2019 NFF Hampshire Honor Society. UNI is one of just 29 colleges and universities across all divisions that have had at least one player recognized in all 13 years of the society.

National Football League

After cut-downs to the 53-man rosters, L.J. Fort (Philadelphia), David Johnson (Arizona) and Xavier Williams (Kansas City) made their respective Teams and Fountain was placed on the Colts IR after a devastating injury after a stellar showing in camp.

Big Finishes in the Polls

UNI has finished the year in the Top 25 in 14 of the last 18 seasons, and the Panthers have taken home a top-five ranking in seven of the last 16 seasons.

Tough Slate

According to Massey, the Panthers played the toughest schedule in the FCS in 2018. It is the third time in five years that UNI has faced the toughest schedule.

Home Sweet Home

UNI holds a mark of 215-54-1 all-time in the UNI-Dome. The Panthers started playing home games in the UNI-Dome in 1976.

Preseason All-Americans

UNI senior Tight End Briley Moore and junior cornerback Xavier Williams earned preseason All-America honors. Moore was named Second-Team All-America by Hero Sports and STATS. Williams earned Third Team All-American honors from Hero Sports.

Preseason All-MVFC

UNI is represented by three members on the 2018 Missouri Valley Football Conference's preseason squad. Senior Tight End Briley Moore and senior guard Jackson Scott-Brown were named to the offensive first team. Junior cornerback Xavier Williams was named to the defensive first team and named Honorable Mention for his kick return abilities.

Preseason MVFC Poll

The Panthers were picked fifth in the MVFC Preseason Poll.



2.0 PDPG
XAVIOR WILLIAMS
 Xavier Williams is ranked first in the FCS and first in the Missouri Valley Football Conference for passes defended per game with 2.0.

In the Playoffs

UNI has made 20 FCS playoff appearances, including four of the last five seasons. The Panthers have advanced to the quarterfinals 13 times. UNI has made seven trips to the semifinals. UNI played for the FCS national title in 2005.

2019 Team Captains

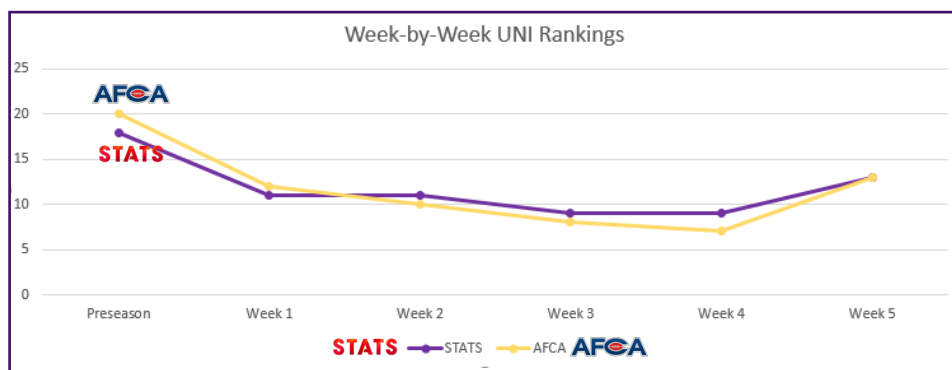
UNI coach Mark Farley named Senior tight end Briley Moore and senior offensive lineman Jackson Scott-Brown captains before the start of fall camp. At the end of camp, he added senior wide receiver Jaylin James and senior running back Trevor Allen to the list.

Celebrations

College football and the Missouri Valley Football Conference will celebrate significant milestones this year. 2019 marks the 150th anniversary of college football and the 35th season of the MVFC (Formerly the Gateway Conference).

Watch List

Tight end Briley Moore was named to the Reese's Senior Bowl Watch List. He returns as the Panther's leading returning receiver and is the reception touchdown leader.



NUMERICAL ROSTER

NO.	NAME	POS.	HT.	WT.	YR.	HOMETOWN / HIGH SCHOOL / PREV. SCHOOL
1	Roosevelt Lawrence	DB	6-0	165	Sr.	Tampa, Fla. / Alonso / Iowa Central CC
1	Drew Enke	WR	6-3	175	Fr.	Clear Lake, Iowa / Clear Lake HS
2	Alphonso Soko	RB	5-8	190	R-So.	Muscatine, Iowa / Muscatine HS
3	Suni Lane	WR	6-3	203	R-Jr.	Bettendorf, Iowa / Bettendorf HS
4	Deion McShane	WR	5-9	175	So.	Freeport, Ill. / Freeport HS
4	Luke Velky	DB	6-0	190	Fr.	Waverly, Iowa / Waverly-Shell Rock HS
5	Korby Sander	DB	6-1	215	R-Jr.	Belmond, Iowa / Belmond-Klemme HS
6	Micah Mayberry	DB	6-2	200	Jr.	Blue Springs, Mo./Blue Springs South HS / Butler CC
8	Spencer Perry	LB	6-3	210	R-Jr.	Bradenton, Fla./IMG Academy / South Alabama
9	Xavior Williams	DB	5-11	184	R-Jr.	Burlington, Iowa / Notre Dame HS
10	Eric Mooney	DB	6-2	190	So.	West Dundee, Ill./ Huntley HS
11	Justin Fomby	QB	6-3	180	Fr.	Lawrenceville, Ga./Central Gwinnett HS
12	Nick Phillips	WR	5-8	189	R-Jr.	Iowa City, Iowa / Regina
13	Will McElvain	QB	5-11	197	R-Fr.	Des Moines, Iowa / Lincoln HS
14	Nate Martens	QB	6-3	225	Fr.	St. Louis, Mo. / DeSmet Jesuit HS
15	Jacob Keller	QB	6-3	185	R-So.	Aurora, Ill. / Fenwick
16	Elerson G. Smith	DL	6-7	245	R-Jr.	Minneapolis, Minn. / Minneapolis South HS
17	Christian Ellsworth	QB	6-4	210	Sr.	Grand Island, Neb. / Grand Island Northwest HS
18	Tate Storbeck	TE	6-3	230	Fr.	Clear Lake, Iowa/Clear Lake HS
19	Logan Wolf	WR	6-4	190	Fr.	Cedar Falls, Iowa/Cedar Falls HS
20	Jevon Brekke	DB	6-3	209	So.	Minneapolis, Minn. / DeLaSalle HS
21	Christian Jegen	DB	6-1	210	Sr.	Shawnee, Kan. / Mill Valley HS
22	Bryce Flater	LB	6-2	245	R-So.	Grundy Center, Iowa / Grundy Center HS
23	Trey Lasek	DB	6-1	175	Fr.	Ainsworth, Iowa / Highland HS
24	Sam Schnee	RB	5-10	123	R-Fr.	Dubuque, Iowa / Senior HS
24	Omar Brown	DB	6-0	195	Fr.	Minneapolis, Minn. / North Senior HS
25	Trevor Allen	RB	5-10	210	Sr.	Waukee, Iowa / Waukee HS
26	Isaiah Nimmers	DB	5-9	180	R-Jr.	Cedar Rapids, Iowa / Washington HS
27	Austin Evans	DB	6-1	190	R-Jr.	Kansas City, Mo. / Archbishop O'Hara HS
28	Liam McComas	FB	6-1	205	Fr.	Iowa City, Iowa/Iowa City HS
29	Christian Seres	RB	5-10	197	Fr.	Hudson, Iowa/Hudson HS
29	Jessie Smith	LB	6-3	195	So.	Hollywood, Fla. / Miramar HS/ Hutchinson CC
30	Sam Gary	RB	5-9	210	Fr.	Cedar Falls, Iowa / Cedar Falls HS
31	Kendall Robinson	RB	5-11	200	Fr.	Waterloo, Iowa/Waterloo East HS
32	Tyler Hoosman	RB	6-0	212	R-So.	Plainfield, Ill. / Plainfield
33	Nick McCabe	RB	6-0	215	Fr.	Caledonia, Minn. / Caledonia HS
34	Edwin Dearman	DB	5-10	188	Fr.	Houston, Texas/ Nimitz HS
35	Skyler Meyers	LB	6-3	212	Fr.	Blue Springs, Mo. / Blue Springs HS
36	Trevon Alexander	LB	6-2	186	R-Fr.	Richmond, Mo./ Richmond HS
37	Aaron Graham	RB	6-0	202	Sr.	Oak Grove, Mo. / Oak Grove HS
38	Zac Kibby	DB/P	6-0	215	R-Jr.	Algona, Iowa / Bishop Garrigan HS
39	Cameron Baker	LB	6-0	241	Fr.	Council Bluffs, Iowa/Thomas Jefferson HS
40	Alfonzo Lambert	LB	6-1	219	R-Jr.	Rockford, Ill. / Auburn HS
41	Spencer Cuvelier	LB	6-3	240	R-So.	Cresco, Iowa / Cestwood HS / Iowa Central CC
42	Caleb Lomica	LB	6-4	204	Fr.	Alleman, Iowa/North Polk HS
43	Jackson Martens	LB	6-3	230	Jr.	Burnsville, Minn./Burnsville HS / Iowa Central CC
44	Jared Brinkman	DL	6-02	290	Jr.	Iowa City, Iowa / Regina HS
45	Brock Hadachek	LB	6-4	226	R-So.	Dysart, Iowa / Union HS
46	Devin Rice	DL	6-3	228	R-Fr.	Liberty, Mo. / Liberty North HS
47	Riley Van Wyhe	LB	6-3	234	R-So.	Rock Rapids, Iowa / Central Lyon HS
48	Chris Kolarevic	LB	6-1	230	R-So.	Traverse City, Mich. / Saint Francis HS
49	Jake McLaughlin	LB	6-2	215	Fr.	Defiance, Iowa/ Harlan HS
50	Jordan Gayer	LB	6-2	224	R-Fr.	Waverly, Iowa / Waverly-Shell Rock HS
51	Evan Knowler	LS	5-11	200	R-Fr.	Pleasant Hill, Iowa / Southeast Polk HS
52/98	William Blaser	OL	6-1	281	Jr.	Peosta, Iowa / Western Dubuque
53	Weston Schultz	LB	6-4	230	Jr.	Mason City, Iowa / Mason City
54	Reed Snitker	LB	6-3	217	Fr.	Dubuque, Iowa / Hempstead HS

ALPHABETICAL ROSTER

NO.	NAME	POS.
36	Trevon Alexander	LB
25	Trevor Allen	RB
89	Alex Allen	TE
64	Hezekiah Applegate	DL
61	Chase Arends	OL
39	Cameron Baker	LB
52	William Blaser	OL
81	Tristan Bohr	TE
99	Khristian Boyd	DL
20	Jevon Brekke	DB
44	Jared Brinkman	DL
24	Omar Brown	DB
76	Spencer Brown	OL
94	Tim Butcher	DL
97	Mathew Cook	PK
57	Kurt Countryman	OL
41	Spencer Cuvelier	LB
34	Edwin Dearman	DB
62	Sam Drysdale	PK
59	Zac Ebeling	OL
71	Nick Ellis	OL
17	Christian Ellsworth	QB
1	Drew Enke	WR
27	Austin Evans	DB
90	Dawson Fenton	TE
22	Bryce Flater	LB
11	Justin Fomby	QB
82	Nick Fossey	WR
93	Joe Friedrich	LS
30	Sam Gary	RB
88	Maverick Gatrost	TE
50	Jordan Gayer	LB
37	Aaron Graham	RB
45	Brock Hadachek	LB
65	Jesse Hilby	OL
32	Tyler Hoosman	RB
96	Caden Houghtelling	DL
83	Jaylin James	WR
21	Christian Jegen	DB
58	Isaac Jorgensen	PK
15	Jacob Keller	QB
68	Clayton Kempf	OL
38	Zac Kibby	DB/P
51	Evan Knowler	LS
48	Chris Kolarevic	LB
40	Alfonzo Lambert	LB
3	Suni Lane	WR
23	Trey Lasek	DB
1	Roosevelt Lawrence	DB
60	Jackson Leistikow	OL
42	Caleb Lomica	LB
55	Colton Lueck	OL
14	Nate Martens	QB
43	Jackson Martens	LB
6	Micah Mayberry	DB
33	Nick McCabe	RB
28	Liam McComas	FB



NUMERICAL ROSTER

NO.	NAME	POS.	HT.	WT.	YR.	HOMETOWN / HIGH SCHOOL / PREV. SCHOOL
55	Colton Lueck	OL	6-4	308	Sr.	Dyersville, Iowa / Beckman Catholic High School
56	Tanner Sauerbrei	DE	6-4	180	Fr.	Fairbank, Iowa / Wapsie Valley HS
57	Kurt Soutryman	OL	6-1	285	R-Fr.	Moville, Iowa / Woodbury Central HS
58	Isaac Jorgensen	K	5-10	174	Fr.	Dike, Iowa/Dike-New Hartford HS
59	Zac Ebeling	LB	6-2	245	R-So.	Mount Pleasant, Iowa / Mount Pleasant
60	Jackson Leistikow	OL	6-1	297	Fr.	Cedar Falls, Iowa / Cedar Falls HS
61	Chase Arends	OL	6-1	290	R-Fr.	Cedar Falls, Iowa / Dike-New Hartford HS
62	Sam Drysdale	PK	6-0	200	Sr.	Cedar Rapids, Iowa / Cedar Rapids Prairie HS
63	Nate Murphy	PK	6-1	178	R-So.	West Des Moines, Iowa / Valley HS
64	Hezekiah Applegate	DL	6-3	302	Sr.	Johnston, Iowa / Johnston HS
65	Jesse Hilby	OL	6-2	273	Fr.	Dubuque, Iowa / Hempstead HS
66	Nick Simpson	LS	5-10	215	R-So.	Des Moines, Iowa / Dowling Catholic HS
67	Erik Sorensen	OL	6-6	320	R-So.	Waukee, Iowa / Waukee HS
68	Clayton Kempf	OL	6-6	283	Fr.	Williamsburg, Iowa / Williamsburg HS
70	Trevor Penning	OL	6-7	321	R-So.	Clear Lake, Iowa / Newman Catholic HS
71	Nick Ellis	OL	6-4	325	R-Jr.	Parkersburg, Iowa / Aplington-Parkersburg HS
72	Justin Peine	OL	6-6	309	R-So.	Parker, Kan. / Prairie View HS
73	Mason Neisen	OL	6-5	317	R-So.	Denver, Iowa / Denver HS
74	Jackson Scott-Brown	OL	6-4	321	Sr.	Council Bluffs, Iowa / St. Alberts HS
75	Jared Penning	OL	6-6	338	Fr.	Clear Lake, Iowa / Clear Lake HS
76	Spencer Brown	OL	6-9	310	R-Jr.	Lenox, Iowa / Lenox HS
77/85	Matthew Vanderslice	OT/TE	6-8	282	Jr.	Olathe, Kan. / Northwest HS
78	Tristan Roper	OL	6-5	280	Fr.	Blue Spring, Mo. / Blue Springs South HS
80	Isaiah Weston	WR	6-4	208	R-So.	Albertville, Minn. / St. Michael-Albertville HS / Iowa
81	Tristan Bohr	TE	6-4	246	Sr.	Cresco, Iowa / Crestwood
82	Nick Fossey	WR	6-1	199	R-Jr.	Lakeville, Minn. / Lakeville North
83	Jaylin James	WR	6-4	207	Sr.	Des Moines, Iowa / Des Moines East HS
84	Jayden Scott	TE	6-5	240	R-Fr.	Omaha, Neb. / Concordia HS
86	Briley Moore	TE	6-4	249	Sr.	Blue Springs, Mo. / Blue Springs South HS
87	Jalen Rima	WR	6-1	205	Sr.	Cedar Rapids, Iowa / Prairie HS
88	Maverick Gatrost	TE	6-3	243	Fr.	Center Point, Iowa / Center Point-Urbana HS
89	Alex Allen	TE	6-6	242	R-Fr.	Nixa, Mo. / Nixa HS
90	Dawson Fenton	TE	6-2	222	Fr.	Sioux City, Iowa/ Bishop Heelan Catholic HS
91	Brawntae Wells	DL	6-3	267	R-Jr.	Des Moines, Iowa / Dowling Catholic HS
92	Sean Wendel	DL	6-3	235	R-Fr.	Clear Lake, Iowa / Clear Lake HS
93	Joe Friedrich	LS	6-1	224	Sr.	Cedar Falls, Iowa / Janesville / Iowa Central CC
94	Tim Butcher	DT	6-2	300	R-Jr.	Palmer, Iowa / Manson NW Webster
95	Seth Thomas	DL	6-6	264	Sr.	Stillwell, Kan. / Blue Valley Southwest HS
96	Caden Houghtelling	DL	6-3	255	R-Fr.	Cambridge, Neb. / Cambridge HS
97	Mathew Cook	K	5-11	175	Fr.	Cedar Falls, Iowa / Cedar Falls HS
99	Khristian Boyd	DL	6-4	281	R-Fr.	Blue Springs, Mo. / Blue Springs HS

ALPHABETICAL ROSTER

NO.	NAME	POS.
13	Will McElvain	QB
49	Jake McLaughlin	LB
4	Deion McShane	WR
35	Skyler Meyers	LB
10	Eric Mooney	DB
86	Briley Moore	TE
63	Nate Murphy	PK
73	Mason Neisen	OL
26	Isaiah Nimmers	DB
72	Justin Peine	OL
70	Trevor Penning	OL
75	Jared Penning	OL
8	Spencer Perry	DB
12	Nick Phillips	WR
46	Devin Rice	DL
87	Jalen Rima	WR
31	Kendall Robinson	RB
78	Tristan Roper	OL
5	Korby Sander	DB
56	Tanner Sauerbrei	DE
23	Sam Schnee	RB
53	Weston Schultz	LB
84	Jayden Scott	TE
74	Jackson Scott-Brown	OL
29	Christian Seres	RB
66	Nick Simpson	LS
16	Elerson Smith	DL
29	Jesse Smith	DB
54	Reed Snitker	LB
2	Alphonso Soko	RB
67	Erik Sorensen	OL
18	Tate Storbeck	TE
95	Seth Thomas	DL
47	Riley Van Wyhe	LB
77	Matthew Vanderslice	OL
4	Luke Velky	DB
91	Brawntae Wells	DL
92	Sean Wendel	DL
80	Isaiah Weston	WR
9	Xavior Williams	DB
19	Logan Wolf	WR

PRONUNCIATION GUIDE

- | | | |
|--------------------------|------------------------------|------------------------|
| #1 Drew Ink-EE | #28 Liam Mic-Comb-As | #87 Jay-len Rhyme-awe |
| #1 Rose-eh-velt Lawrence | #32 Tyler Hoos-man | #88 Maverick Gay-trost |
| #2 Alphonso Soak-Oh | #41 Spencer Coov-eh-leer | #93 Joe Fred-Rick |
| #3 Soon-EE Lane | #50 Jordan Guy-er | #96 Caden Ho-telling |
| #4 Luke Velk-EE | #54 Reed Snit-Ker | |
| #6 Maw-Kai Mayberry | #55 Colton Leek | Coaches |
| #11 Justin Fomb-EE | #60 Jackson Lie-stick-owe | Ryan Muh-Haff-EE |
| #13 Will Mac-el-vain | #58 Clayton Kempf (phonetic) | Bryce Pop |
| #18 Tate Store-beck | #72 Justin Pine-ee | Isaac Frick-Tee |
| #20 Jev-On Brek-EE | #73 Mason Nice-Son | Key-Ion Brook- INs |
| #22 Byce Flay-Ter | #79 Tanner Sour-Brei | |
| #23 Trey Lay-sick | #81 Tristan Bore | |

2019 Roster Breakdown

Seniors.....	14
Juniors.....	22
Sophomores.....	21
Freshmen.....	42
From Iowa.....	64

Note: Class breakdown is by athletic eligibility.



OFFENSE

Pos.	No.	Name	Yr.	Ht.	Wt.	Hometown
LT	70	Trevor Penning	R-So.	6-7	321	Clear Lake, Iowa
	77	Matt Vanderslice	Jr.	6-8	282	Olathe, Kan.
LG	74	Jackson Scott-Brown	Sr.	6-4	321	Council Bluffs, Iowa
	72	Justin Peine	R-So.	6-6	309	Parker, Kan.
C	73	Mason Neisen	R-So.	6-5	317	Denver, Iowa
	55	Colton Lueck	Sr.	6-4	286	Dyersville, Iowa
RG	71	Nick Ellis	R-Jr.	6-4	325	Parkersburg, Iowa
	67	Erik Sorensen	R-So.	6-6	320	Waukee, Iowa
RT	76	Spencer Brown	R-Jr.	6-8	290	Lenox, Iowa
	78	Tristan Roper	Fr.	6-5	280	Blue Springs, Mo.
TE	84	Jayden Scott	R-Fr.	6-5	240	Omaha, Neb.
	88	Maverick Gatrost	Fr.	6-3	243	Center Point, Iowa
WR	80	Isaiah Weston	R-So.	6-4	206	Albertville, Minn.
	3	Suni Lane	R-Jr.	6-3	203	Bettendorf, Iowa
WR	4	Deion McShane	So.	5-9	155	Freeport, Ill.
	12	Nick Phillips	R-Jr.	5-8	189	Iowa City, Iowa
WR	83	Jaylin James	Sr.	6-3	202	Des Moines, Iowa
	87	Jalen Rima	Sr.	6-0	192	Cedar Rapids, Iowa
QB	13	Will McElvain	R-Fr.	5-11	197	Des Moines, Iowa
	15	Jacob Keller	R-So.	6-1	206	Aurora, Ill.
RB	25	Tevor Allen	Sr.	5-10	210	Waukee, Iowa
	2	Alphonso Soko	R-So.	5-8	190	Muscatine, Iowa

UNI FOOTBALL DEPTH CHART

(As of 9/30)

COACHING STAFF

HEAD COACH	Mark Farley Career Record 151-80 (93-43 MVFC) 19th Season
ASSISTANT HEAD COACH/LINEBACKERS	D.J. Vokolek 3rd Season
OFFENSIVE COOR./TIGHT ENDS	Ryan Mahaffey 1st Season
DEFENSIVE COOR./DBS	Jeremiah Johnson 13th Season
RUN GAME COOR./OFFENSIVE LINE	Ryan Clanton 2nd Season
RUNNING BACKS	Nick Danielson 5th Season
DEFENSIVE LINE	Bryce Paup 2nd Season
QUARTERBACKS	Justin Roper 1st Season
WIDE RECEIVERS	Isaac Fruechte 1st Season
DEFENSIVE BACKS	Keelon Brookins 1st Season

DEFENSE

Pos.	No.	Name	Yr.	Ht.	Wt.	Hometown
DE	95	Seth Thomas	Sr.	6-5	262	Stillwell, Kan.
	91	Brawntae Wells	R-Jr.	6-2	261	Des Moines, Iowa
NT	44	Jared Brinkman	Jr.	5-11	290	Iowa City, Iowa
	96	Caden Houghttelling	R-Fr.	6-3	255	Cambridge, Neb.
DT	94	Tim Butcher	So.	6-2	300	Palmer, Ill.
	99	Christian Boyd	R-Fr.	6-4	281	Blue Springs, Mo.
DE	16	Elerson G. Smith	R-So.	6-5	230	Minneapolis, Minn.
	46	Devon Rice	R-Fr.	6-3	228	Liberty, Mo.
OLB	27	Austin Evans	R-Jr.	6-1	190	Kansas City, Mo.
	or 36	Trevon Alenxander	R-Fr.	6-2	186	Richard, Mo.
	40	Alfonzo Lambert	R-Jr.	6-1	219	Rockford, Ill.
MLB	41	Spencer Cuvelier	So.	6-3	230	Cresco, Iowa
	53	Weston Schultz	Jr.	6-4	230	Mason City, Iowa
MLB	22	Bryce Flater	R-So.	6-2	245	Grundy Center, Iowa
	43	Jackson Martens	Jr.	6-3	230	Burnsville, Minn.
R	20	Jevon Brekke	So.	6-3	209	Minneapolis, Minn.
	38	Zac Kibby	R-Jr.	6-0	215	Algona, Iowa
FS	21	Christian Jegen	Sr.	6-1	210	Shawnee, Kan.
	10	Eric Mooney	So.	6-2	190	West Dundee, Ill.
CB	24	Omar Brown	Fr.	6-0	195	Minneapolis, Minn.
	6	Micah Mayberry	Jr.	6-2	200	Blue Springs, Mo.
CB	9	Xavior Williams	R-Jr.	5-11	175	Burlington, Iowa
	1	Roosevelt Lawrence	Sr.	6-0	170	Tampa, Florida

SPECIAL TEAMS

Pos.	No.	Name	Yr.	Ht.	Wt.	Hometown
K	97	Matthew Cook	Fr.	5-11	175	Cedar Falls, Iowa
	63	Nate Murphy	R-So.	6-1	178	West Des Moines, Iowa
P	38	Zac Kibby	R-Jr.	6-0	215	Algona, Iowa
	58	Isaac Jorgensen	Fr.	5-10	174	Dike, Iowa
H	63	Nate Murphy	R-So.	6-1	178	West Des Moines, Iowa
	17	Christian Ellsworth	R-Sr.	6-4	210	Grand Island, Neb.
LS	93	Joe Friedrich	Sr.	6-0	206	Cedar Falls, Iowa
	66	Nick Simpson	R-So.	5-10	215	Des Moines, Iowa
KR	9	Xavior Williams	R-Jr.	5-11	175	Burlington, Iowa
	4	Deion McShane	So.	5-9	155	Freeport, Ill.
PR	87	Jalen Rima	Sr.	6-0	192	Cedar Rapids, Iowa





MARK FARLEY

HEAD COACH | 19th Season

UNI head coach Mark Farley, once known as the “walk on from Waukon”, has led the Panthers to a mark of 149-78 in his 18 years at the helm of the program. He is entering his 19th season as the head coach.

In Missouri Valley Football Conference play, Farley has guided the Panthers to a record of 93-42 for an impressive .688 winning percentage in league play. Farley is the MVFC’s all-time coaching wins leader with 93 league victories.

Included in that 16-year run for Farley and the Panthers are seven conference championships, 10 playoff appearances, 14 top-25 final rankings, three national semifinal appearances and one national title game appearance in 2005. Farley holds the UNI record for postseason coaching victories with 15 with an overall playoff record of 15-12.

Through his leadership, the Panthers returned to the glory days when they won seven straight conference titles and made seven consecutive FCS playoff appearances in the decade of the ‘90s. In Farley’s 18 years at the helm, UNI has won at least a share of seven Missouri Valley Football Conference titles. UNI also has advanced to the quarterfinals (2003, 2007, 2011, 2015), semifinals (2001, 2008) and the national title game (2005) in seven of those nine playoff appearances. Fourteen of Farley’s 17 previous Panther teams have finished the season ranked in the top-25, defeating 85 top-25 ranked foes in the process.

He was named the 2007 Eddie Robinson FCS Coach of the Year.

In 2018, UNI returned to the Playoffs for the fourth time in five years, despite facing the toughest schedule in the country according to Massey Ratings. UNI won four games against ranked foes and defeated Lamar University in the UNI-Dome in the first round of the FCS Playoffs. The Panthers finished the season with 10 all-conference honorees, including five first-team honorees, two second-team players and three honorable mention honorees.



COACHING EXPERIENCE

- 2001-Present: Head Coach, UNI
- 1997-2000: Assistant Coach, Kansas (LBs)
- 1996: Recruiting Coordinator, UNI
- 1989-97: Assistant Coach, UNI (LBs)
- 1986-88: Graduate Assistant, UNI

EDUCATION

- Waukon High School, 1981
- UNI, 1987 | Major: Education
- UNI, 1994 | Master’s: Health Education

PLAYING EXPERIENCE

- UNI, 1983-86
- Led the team in tackles from 1984-86
- 1985 MVFC Co-Defensive Player of the Year
- Co-Captain of 1985 FCS National Semifinal team
- Three-time first team all-conference
- Two-time All-American honorable mention
- Two-time academic All-District
- Outstanding Senior Athlete-Variety Club of Iowa
- UNI Purple and Old Gold Award

PERSONAL

- Hometown: Waukon, Iowa
- Family: Wife, Lori; sons Jake and Jared; daughter Jamie.



HEAD COACHING RECORD

Year	Overall Record	MVFC Record	Final Standing	FCS Playoffs	Final Poll (STATS)
2001	11-3	6-1	1st	Semis	4
2002	5-6	2-5	6th	-	-
2003	10-3	6-1	T-1st	2nd Rd	5
2004	7-4	5-2	3rd	1st Rd	25
2005	11-4	5-2	T-1st	Runner-Up	2
2006	7-4	5-2	3rd	-	17
2007	12-1	6-0	1st	2nd Rd	4
2008	12-3	7-1	T-1st	2nd Rd	4
2009	7-4	5-3	3rd	-	18
2010	7-5	6-2	1st	1st Rd	19
2011	10-3	7-1	T-1st	2nd Rd	6
2012	5-6	4-4	7th	-	-
2013	7-5	3-5	7th	-	-
2014	9-5	6-2	3rd	2nd Rd	10
2015	9-5	5-3	4th	3rd Rd	8
2016	5-6	4-4	5th	-	-
2017	8-5	5-2	T-2nd	2nd Rd	17
2018	7-6	5-3	T-3rd	2nd Rd	23
2019	2-2	0-0			
TOTAL	151-80	93-42			

AWARDS & HONORS

- All-time winningest coach in UNI history (149 victories)
- 2012 UNI Athletics Hall of Fame Inductee
- 2007 Eddie Robinson Award recipient
- 2007 Schutt Sports FCS Coach of the Year
- 2007 Liberty Mutual Coach of the Year finalist
- Led UNI to first perfect regular season in MVFC History (2007)
- Guided UNI to first-ever National Championship game (2005)
- 2005 Northwest Region Coach of the Year
- 2001 AFCA NCAA FCS Region 4 Coach of the Year
- 2001, 2007 MVFC Bruce Craddock Coach of the Year
- Placed 3rd in 2001 Eddie Robinson Award ballot
- Placed 10th in 2003 Eddie Robinson Award ballot
- Placed 12th in 2008 Eddie Robinson Award ballot
- Placed 15th in 2005 Eddie Robinson Award ballot
- Best record (11-3) of all MVFC rookie coaches in 2001

FARLEY NOTES

- Head coach Mark Farley enters his 19th season as the head coach at UNI. He is the winningest coach in UNI and Missouri Valley Football Conference History with 93 MVFC victories.
- He is currently 11th among active FCS coaches for winning percentage with a 151-80 (.654) record.
- Farley currently ranks ninth in among active coaches in wins.
- He opened 2019 ranked 17th all-time in FCS win percentage with a 149-78 (.656) record.
- Farley opened 2019 ranked 33rd all-time among FCS coaches with 149 career wins.
- Has coached in 26 career playoff games with a 15-11 record.
- Led UNI to the playoffs four of the last five seasons.
- In 18 seasons as a head coach. Farley has led UNI to a winning record in 15 seasons.
- Farley has coached 140 All-America team selections.
- 16 of Farley's players earned MVFC Player of the Year honors.
- Has four wins against FBS opponents, including three victories against Iowa State (2007, 2013, 2016)
- Farley has 24 wins over Top-10 ranked opponents.



2019 SITUATIONAL RECORDS

vs. FBS opponents.....	0-1
vs. FCS opponents.....	2-1
vs. Top 25 opponents.....	0-2
vs. Top 10 opponents.....	0-1
UNI scores first.....	1-0
Opponent scores first	1-2
UNI leads after 1st quarter.....	1-0
Opponent leads after 1st quarter.....	1-1
UNI leads at halftime.....	1-0
Opponent leads at halftime.....	1-2
UNI leads after 3rd quarter.....	2-1
Opponent leads after 3rd quarter.....	0-1

UNI OFFENSE

Scores 20+ points.....	1-1
Scores 30+ points.....	1-0
Total Offense: 400+ yards.....	0-0
Total Offense: 500+ yards.....	0-0
Rushing: 200+ yards.....	0-0
Rushing: 300+ yards	0-0
Rushing Att: 40 or more	0-0
Passing: 200+ yards	1-1
Passing: 300+ yards	0-0
At least 20 first downs	0-0
Convert at least 40% 3rd down	0-0
Two-or-less turnovers	2-1
Avg. field position: 30 or better	2-0

UNI DEFENSE

Scoring: Allow 15 points or less.....	2-0
Scoring: Allow 20 points or less	2-0
Allow 300 yards or less	2-1
Rushing: Allow 150 yards or less	2-1
Rushing: Allow 100 yards or less.....	1-1
Passing: Allow 150 yards or less	2-0
Passing: Allow 100 yards or less	0-0
Allow 15 or less first downs	2-1
Opp. convert less than 33% 3rd dwn.....	0-1
Opp. has two or more turnovers	1-0
Avg. field position 30 or worse	1-0
Avg. field position 20 or worse	0-0

UNI HAS A...

100-yard rusher	0-1
200-yard passer	1-2
300-yard passer	0-0
100-yard receiver	1-0
100-yard rusher/200 yd. passer	1-1

THE LAST TIME...

UNI TEAM

Scored 30-40 points	vs Southern Utah, 9/7/19 (34 pts)
Scored 40-50 points	at South Dakota, 10/13/18 (42 pts)
Scored 50-60 points	vs Indiana State, 11/7/15 (59 yds)
Scored 60+ points	vs Missouri State, 10/22/16 (61 pts)
Rushed for 200 yards	at Lamar University, 11/24/18 (239 yds)
Rushed for 300 yards	at Indiana State, 11/5/16 (307 yds)
Rushed for 400 yards	at Portland State, 12/5/15 (401 yds)
Passed for 200 yards.....	vs Southern Utah, 9/7/19 (262 yds)
Passed for 300 yards.....	vs NDSU, 10/6/18 (362 yds)
Passed for 400 yards.....	vs. Missouri State, 10/22/16 (418 yds)
400 yards Total Offense	vs NDSU, 10/6/18 (466 yds)
500 yards Total Offense	vs. Monmouth, 11/25/16 (520 yds)
600 yards Total Offense	vs. South Dakota, 9/12/09 (712 yds)

UNI INDIVIDUAL

3 Rushed for 100 yds.....	vs. Indiana State, 11/10/07	Darian Williams (115), Derrick Law (105), Taylor Brookings (101)
2 Rushed for 100 yds.....	vs. Lamar, 11/24/18	Marcus Weymiller (128), Trevor Allen (113)
1 Rushed for 100 yds.....	at Weber State, 9/28/19,	Will McElvain (105)
1 Rushed for 200 yds.....	vs. Missouri State, 11/22/14,	David Johnson (205)
2 Rushed for 200 yds.....	at Portland State, 12/5/15	Aaron Bailey (200), Tyvis Smith (207)
Passed for 200 yds	at Weber State, 9/28/19,	Will McElvain (219 yds)
Passed for 300 yds	vs NDSU, 10/6/18,	Eli Dunne (362)
Passed for 400 yds	vs. Missouri State, 10/22/16,	Eli Dunne (418)
Received for 100 yds.....	vs. Southern Utah, 9/7/19,	Deion McShane (110), Isaiah Weston (105)
2 Received for 100 yds.....	vs. Southern Utah, 9/7/19	Deion McShane (110), Isaiah Weston (105)
Received for 150 yds.....	vs. South Dakota, 9/12/09,	D.P. Eyman (197)
Received for 200 yds.....	at Iowa, 8/30/14,	David Johnson (203)
Rush 100, Receive 100.....	at South Dakota State, 9/15/07	Corey Lewis (125 rush, 164 rec.)
Pass 100, Rush 100	at Weber State, 9/28/19,	Will McElvain (219 Pass, 105 Rush)
Scored 3 TDs Rushing	at Indiana State, 11/5/16,	Michael Malloy
Scored 4 TDs Rushing	at Missouri State, 11/14/15,	Aaron Bailey
Scored 3 TDs Receiving	vs. Elias Nissen, 10/7/17,	Elias Nissen
Scored 4 TDs Receiving	vs. Western Illinois, 9/29/95,	Dedric Ward
Interception Return TD.....	vs. Illinois State, 11/3/18	Duncan Ferch (31 yds)
Fumble Return TD.....	at Iowa State, 8/31/19	Xavior Williams (53 yds)
Kick Return TD.....	vs. Illinois State, 11/1/14,	David Johnson (98 yds)
Punt Return TD	at Indiana State, 11/5/16,	Jalen Rima (94 yds)
Intercepted 2 Passes.....	vs. NDSU, 10/28/2017,	Elijah Campbell
Intercepted 3 Passes.....	vs. Illinois State, 11/13/04,	Dre Dokes
Kicked 4 Field Goals.....	at Iowa State, 8/31/19,	Matthew Cook
Kicked 5 Field Goals.....	vs. Tennessee Tech, 11/28/15,	Michael Schmadeke
Kicked 50+ Yard Field Goal	at Iowa State, 8/31/19,	Matthew Cook (50 yards)



Record Watch

Career Punt Return TDs

1. 7 - Kenny Shedd, 1989-92

...

5. 1 - Jalen Rima, 2016-

Career Kick Return TDs

1. 2 - Carlos Anderson, 2008-12

...

2. 1 - Jalen Rima, 2016-

Career Interception Return Yards

1. 270 - Ray Mitchell (6-270), 2013-14

...

10. 184 - Xavier Williams (8-184), 2017-

Career Fumble Returns

1. 3 - Jared Farley (3-76), 2014-17

...

**6. 1 - Xavier Williams (1-53), 2017-
1 - Alphonso Soko (1-8), 2018-
1 - Isaiah Nimmers (1-5), 2018-
1 - Brawntae Wells (1-0), 2017-**

Career Fumble Return TDs

**1. 1 - Brawntae Wells, 2017-
1 - Xavier Williams, 2017-**

Career Fumble Return Yards

1. 76 - Jared Farley (3-76), 2014-17

2. 53 - Xavier Williams (1-53), 2017-

Season Fumble Return Yards

1. 69 - Jared Farley (2-69), 2017

2. 53 - Xavier Williams (1-53), 2019

Season Fumble Returns

1. 3 - John Williams, 1969
3 - Dan Goddard, 1969

8. 1 - Xavier Williams, 2019

2019 Statistical Leaders

OFFENSE

Passing Yards

Career	
Will McElvain	840
Season	
Will McElvain	840
	2019
Game	
Will McElvain	262
	9/7/19 vs Southern Utah

Passing TDs

Career	
Will McElvain	7
Season	
Will McElvain	7
	2019
Game	
Will McElvain	3
	9/7/19 vs Southern Utah

Rushing YDs

Career	
Trevor Allen	1,219
Season	
Trevor Allen	611
	2018
Game	
Trevor Allen	180
	9/27/18 at Indiana State

Rushing TDs

Career	
Trevor Allen	7
Season	
Trevor Allen	5
	2018
Game	
Trevor Allen	2
	9/27/18 at Indiana State

Receiving YDs

Career	
Jaylin James	1129
Season	
Briley Moore	536
	2018
Game	
Deion McShane	117
	9/22/18 vs Hampton

Receiving TDs

Career	
Isaiah Weston	8
Season	
Isaiah Weston	5
	2017
Game	
Isaiah Weston	2
	11/4/17 vs South Dakota

DEFENSE

Tackles

Career	
Xavior Williams	137
Season	
Chris Kolarevic	65
	2018
Game	
Chris Kolarvic	15
	9/15/18 at Iowa
Christian Jegen	15
	8/31/19 at Iowa State

Sacks

Career	
Elerson G. Smith	13.0
Season	
Elerson G. Smith	7.5
	2018
Game	
Elerson G. Smith	3.0
	9/21/19 vs Idaho State

TFLs

Career	
Elerson G. Smith	18.5
Season	
Elerson G. Smith	10.5
	2018
Game	
Bryce Flater	5.0
	12/1/18 at UC Davis

Interceptions

Career	
Xavior Williams	8
Season	
Xavior Williams	4
	2018, 2019
Game	
	1
	8 tied



VALLEY FOOTBALL STATS

MVFC OFFENSIVE STATS

SCORING OFFENSE	G	TD	FG	XPT	2XP	DXP	Saf	Pts	Avg/G
1. Youngstown State	4	25	2	22	0	0	0	178	44.5
2. North Dakota St.	4	22	5	20	1	0	0	169	42.2
3. South Dakota St.	4	19	2	18	0	0	1	140	35.0
4. Southern Illinois	4	18	1	16	0	0	0	127	31.8
5. Illinois State	4	14	5	14	0	0	0	113	28.2
6. South Dakota	4	13	2	11	1	0	0	97	24.2
7. Northern Iowa	4	9	9	9	0	0	0	90	22.5
8. Indiana State	4	10	6	9	0	0	0	87	21.8
9. Missouri State	3	6	4	3	1	0	0	53	17.7
10. Western Illinois	4	8	4	8	0	0	0	68	17.0

MVFC DEFENSIVE STATS

SCORING DEFENSE	G	TD	FG	XPT	2XP	DXP	Saf	Pts	Avg/G
1. South Dakota St.	4	6	2	4	1	0	0	48	12.0
2. North Dakota St.	4	5	6	3	1	0	1	55	13.8
3. Illinois State	4	9	2	8	0	0	0	68	17.0
4. Youngstown State	4	10	1	9	1	0	0	74	18.5
5. Northern Iowa	4	8	7	7	0	0	1	78	19.5
6. Indiana State	4	11	1	8	1	0	0	79	19.8
7. Southern Illinois	4	16	3	14	0	0	0	119	29.8
8. Western Illinois	4	15	7	14	0	0	0	125	31.2
9. South Dakota	4	22	2	20	1	0	0	160	40.0
10. Missouri State	3	17	4	16	0	0	0	130	43.3

MVFC INDIVIDUAL STATS

TOTAL OFFENSE	Cl	G	Rush	Pass	Plays	Total	Yds/G
1. Simmons, Austin-USD	Sr	4	107	1211	220	1318	329.5
2. Trey Lance-NDSU	Fr	4	282	698	112	980	245.0
3. Peyton Huslig-MSU	Sr	3	19	709	126	728	242.7
4. McElvain, Will-UNI	Fr	4	124	840	164	964	241.0
5. Davis, Brady-ILS	Jr	4	139	767	128	906	226.5
6. Mays, Nathan-YSU	Sr	4	219	543	93	762	190.5
7. Boyle, Ryan-INS	Sr	4	171	508	125	679	169.8
8. Labanowitz, Sto-SIU	So	3	7	489	66	496	165.3
9. Sampson, Connor-WIU	Jr	4	-73	699	145	626	156.5
10. Robinson, James-ILS	Sr	4	432	0	79	432	108.0

SCORING	Cl	G	TD	FG	XPT	2XP	Pts	Pts/G
1. Robinson, James-ILS	Sr	4	8	0	0	0	48	12.0
2. Williams Jr., J-SIU	Fr	4	7	0	0	0	42	10.5
3. Cook, Matthew-UNI	Fr	4	0	9	9	0	36	9.0
Trey Lance-NDSU	Fr	4	6	0	0	0	36	9.0
5. Griffin Crosa-NDSU	Fr	4	0	5	20	0	35	8.8
6. Ferlason, Sam-ILS	Sr	4	0	5	14	0	29	7.2
7. McFadden, C.-YSU	So	4	0	2	22	0	28	7.0
8. Nunez, Jerry-INS	Sr	4	0	6	9	0	27	6.8
9. Mikey Daniel-SDSU	Sr	4	4	0	0	0	24	6.0
Davis, D.J.-SIU	Sr	4	4	0	0	0	24	6.0

TACKLES (All positions)	Cl	G	Pos	Solo	Ast	Total	Avg/G
1. Griffith, Jonas-INS	Sr	4	LB	15	29	44	11.0
2. Brown, Qua-SIU	Jr	4		33	10	43	10.8
Cuvelier, S.-UNI	So	4	LB	18	25	43	10.8
4. Glasco, Clayton-INS	Sr	4	LB	17	23	40	10.0
5. Flater, Bryce-UNI	So	4	LB	17	20	37	9.2
6. Reed, Elijah-USD	Jr	4	DB	26	10	36	9.0
7. Jegen, C.-UNI	Sr	4	DB	17	16	33	8.2
8. Michael Tutsie-NDSU	So	4	SS	14	18	32	8.0
9. Brown, Omar-UNI	Fr	4	DB	20	11	31	7.8
Cochrane, Jack-USD	Jr	4	LB	19	12	31	7.8

SACKS	Cl	G	Pos	Solo	Ast	Total	Avg/G
1. Smith, Elerson-UNI	Jr	4	DL	5	0	5.0	1.25
McKnight, Romeo-ILS	Jr	4	DL	4	2	5.0	1.25
3. Reed, Justus-YSU	Sr	4	DE	4	1	4.5	1.12
4. Craig, DeMarko-YSU	Fr	4	DT	3	0	3.0	0.75
Knighton, Antho-SIU	Jr	4	DE	3	0	3.0	0.75
Greenfield, D.-USD	Sr	4	DL	3	0	3.0	0.75
Clark, Tuvone-ILS	Sr	4	LB	3	0	3.0	0.75
Richmond, M.-YSU	Sr	4	DE	2	2	3.0	0.75
Giegling, Luke-SIU	So	4		3	0	3.0	0.75
10. Brinkman, Jared-UNI	Jr	4	DL	2	1	2.5	0.62
Derrek Tuszka-NDSU	Sr	4	DE	2	1	2.5	0.62

SCORING DRIVES

Opponent	Qtr.	Plays	Yards	TOP	Scoring Play	Obtained
at Iowa State	3rd	7	33	2:04	Cook 50-yd FG	KO
at Iowa State	3rd	15	75	6:45	Cook 31-yd FG	KO
at Iowa State	3rd	0	0	0:00	Williams 53-yd fumble return	Fumble
at Iowa State	OT	4	-6	0:00	Cook 49-yd FG	OT
at Iowa State	OT	7	25	0:00	T. Allen 7-yd rec. from McElvain	OT
at Iowa State	OT	6	14	0:00	Cook 28-yd FG	OT
vs Southern Utah	1st	4	70	1:58	McShane 56-yd rec. from McElvain	Punt
vs Southern Utah	2nd	6	67	2:47	Weston 39-yd rec. from McElvain	FGA
vs Southern Utah	2nd	6	45	2:14	Cook 45-yd FG	Punt
vs Southern Utah	2nd	10	61	3:41	James 10-yd Rec. from McElvain	Punt
vs Southern Utah	3rd	8	36	4:13	Cook 27-yd FG	Punt
vs Southern Utah	3rd	3	1	1:21	McCabe 1-yd run.	Downs
vs Idaho State	2nd	4	5	1:21	Cook 39-yd FG	INT
vs Idaho State	4th	6	58	2:30	Weston 17-yd Rec. from McElvain	Punt
vs Idaho State	4th	7	37	2:22	Cook 20-yd FG	INT
at Weber State	1st	6	58	2:51	Cook 35-yd FG	KO
at Weber State	2nd	6	81	2:16	Weston 37-yd Rec. from McElvain	FGA
at Weber State	4th	13	95	6:12	James 2-yd Rec. from McElvain	Punt



OFFENSE

Opponent	WR	TE	LT	LG	C	RG	RT	QB	RB	WR	WR
at Iowa State	James	Moore	Vanderslice	Scott-Brown	Neisen	Trev. Penning	Brown	McElvain	T. Allen	McShane	Weston
Southern Utah	James	Bohr	Trev. Penning	Scott-Brown	Sorensen	Ellis	Brown	McElvain	T. Allen	McShane	Weston
Idaho State	James	Bohr	Trev. Penning	Scott-Brown	Neisen	Ellis	Brown	McElvain	T. Allen	McShane	Weston
at Weber State	James	Bohr	Trev. Penning	Scott-Brown	Neisen	Sorensen	Brown	McElvain	T. Allen	McShane	Weston
Youngstown State											
North Dakota State											
South Dakota											
at Missouri State											
at Illinois State											
Indiana State											
at South Dakota State											
Western Illinois											

DEFENSE

Opponent	RE	DT	DT/DB	LE	OLB	MLB	WLB	CB	CB	R	FS
at Iowa State	Thomas	Brinkman	Williams	E. Smith	Alexander	Cuvelier	Flater	Lawrence	Brown	Perry	Jegen
Southern Utah	Thomas	Brinkman	Williams	E. Smith	Alexander	Cuvelier	Flater	Lawrence	Brown	Brekke	Jegen
Idaho State	Thomas	Brinkman	Williams	E. Smith	Evans	Cuvelier	Flater	Lawrence	Brown	Perry	Jegen
at Weber State	Thomas	Brinkman	Williams	E. Smith	Evans	Cuvelier	Flater	Lawrence	Brown	Perry	Jegen
Youngstown State											
North Dakota State											
South Dakota											
at Missouri State											
at Illinois State											
Indiana State											
at South Dakota State											
Western Illinois											



Statistic	National Rank	Conference Rank	Value	National Leader	Value	Conference Leader	Value
3rd Down Conversion Pct (124 ranked)	89	8	0.333	Dartmouth	0.727	North Dakota St.	0.523
3rd Down Conversion Pct Defense (124 ranked)	49	8	0.368	Sam Houston St.	0.213	Illinois St.	0.231
4th Down Conversion Pct (122 ranked)	86	7	0.333	6 teams tied	1.000	North Dakota St.	1.000
4th Down Conversion Pct Defense (121 ranked)	54	7	0.500	4 teams tied	0.000	Youngstown St.	0.167
Blocked Kicks (28 ranked)				Delaware St. South Dakota St. Tennessee St.	4 4 4	South Dakota St.	4
Blocked Kicks Allowed (123 ranked)	1	1	0	61 teams tied	0	6 teams tied	0
Blocked Punts (8 ranked)				Ark.-Pine Bluff	3	South Dakota St.	2
Blocked Punts Allowed (120 ranked)	1	1	0	84 teams tied	0	9 teams tied	0
Completion Percentage (124 ranked)	60	6	0.593	Princeton	0.803	North Dakota St.	0.711
Defensive TDs (3 ranked)				Villanova Central Conn. St.	3 3		
Fewest Penalties (124 ranked)	21	1	19	Dartmouth Princeton	6 6	South Dakota St. UNI	19 19
Fewest Penalties Per Game (124 ranked)	14	1	4.75	Lehigh	2.50	South Dakota St. UNI	4.75 4.75
Fewest Penalty Yards (124 ranked)	48	4	210	Princeton	51	South Dakota St.	157
Fewest Penalty Yards Per Game (124 ranked)	49	4	52.50	Lehigh	20.25	South Dakota St.	39.25
First Downs Defense (124 ranked)	20	5	67	Columbia Cornell	27 27	North Dakota St. South Dakota St.	61 61
First Downs Offense (124 ranked)	102	9	63	Houston Baptist	151	South Dakota	110
Fumbles Lost (124 ranked)	64	5	3	13 teams tied	0	Youngstown St.	0
Fumbles Recovered (85 ranked)	85	5	1	McNeese	9	Indiana St. Youngstown St.	4 4
Kickoff Return Defense (124 ranked)	66	5	20.45	Harvard	9.00	Southern Ill.	14.36
Kickoff Returns (123 ranked)	121	10	13.50	William & Mary	30.87	Western Ill.	21.93
Net Punting (124 ranked)	40	7	36.83	Bucknell	45.76	South Dakota St.	40.69
Passes Had Intercepted (124 ranked)	8	2	1	7 teams tied	0	North Dakota St.	0
Passes Intercepted (111 ranked)	39	6	4	N.C. Central	10	Youngstown St. North Dakota St.	7 7
Passing Offense (124 ranked)	64	5	210.0	Houston Baptist	384.8	South Dakota	309.0
Passing Yards Allowed (124 ranked)	31	5	189.3	North Dakota	107.0	Indiana St.	167.8
Passing Yards per Completion (124 ranked)	80	6	11.51	The Citadel	23.53	Illinois St.	15.46
Punt Return Defense (124 ranked)	45	5	7.00	Austin Peay	-5.00	South Dakota St.	3.67
Punt Returns (120 ranked)	97	8	4.67	Grambling	48.00	North Dakota St.	16.71
Red Zone Defense (112 ranked)	39	5	0.786	Cornell	0.444	Illinois St.	0.538
Red Zone Offense (124 ranked)	1	1	1.000	8 teams tied	1.000	4 teams tied	1.000
Rushing Defense (124 ranked)	23	4	105.3	Davidson	50.3	Illinois St.	84.8
Rushing Offense (124 ranked)	99	8	101.8	Kennesaw St.	369.8	Youngstown St.	296.3
Sacks Allowed (124 ranked)	79	8	2.25	Davidson	0.00	Youngstown St.	0.50
Scoring Defense (124 ranked)	21	5	19.5	Dartmouth	4.5	South Dakota St.	12.0
Scoring Offense (124 ranked)	84	7	22.5	Princeton	52.5	Youngstown St.	44.5
Tackles for Loss Allowed (124 ranked)	105	10	8.00	Youngstown St. North Dakota St.	2.75 2.75	Youngstown St. North Dakota St.	2.75 2.75
Team Passing Efficiency (124 ranked)	57	6	133.87	Princeton	238.81	North Dakota St.	190.82
Team Passing Efficiency Defense (124 ranked)	18	3	115.58	Georgetown	96.63	North Dakota St.	101.86
Team Sacks (124 ranked)	16	4	2.75	Illinois St. Penn	5.00 5.00	Illinois St.	5.00
Team Tackles for Loss (124 ranked)	11	2	8.5	Southeastern La.	10.5	Illinois St.	8.6
Time of Possession (124 ranked)	81	10	28:53	The Citadel	38:00	Southern Ill.	33:16
Total Defense (124 ranked)	12	3	294.5	Davidson	223.0	South Dakota St.	269.0
Total Offense (124 ranked)	98	8	311.8	Houston Baptist	582.8	North Dakota St.	469.3
Turnover Margin (124 ranked)	45	3	0.25	Youngstown St. Georgetown	2.25 2.25	Youngstown St.	2.25
Turnovers Gained (122 ranked)	69	5	5	N.C. Central	16	Youngstown St.	11
Turnovers Lost (123 ranked)	23	3	4	Princeton	0	Youngstown St.	2
Winning Percentage (108 ranked)	42	5	0.500	6 teams tied	1.000	North Dakota St. Youngstown St.	1.000 1.000



Statistic	Player	National Rank	Conference Rank	Value	National Leader	Value	Conference Leader	Value
All Purpose (200 ranked)					Chris Rowland, Tennessee St.	203.00	D.J. Davis, Southern Ill.	143.25
Blocked Kicks (1 ranked)					7 players tied	2		
Combined Kick Returns (200 ranked)					Devron Harper, Gardner-Webb	542	Justin Hall, Western Ill.	240
Completion Percentage (113 ranked)	Will McElvain	51	4	0.598	Kevin Davidson, Princeton	0.810	Trey Lance, North Dakota St.	0.722
Completions Per Game (150 ranked)	Will McElvain	39	3	18.25	Shelton Eppler, Northwestern St.	30.60	Austin Simmons, South Dakota	30.00
Field Goal Percentage (79 ranked)	Matthew Cook	1	1	1.000	9 players tied	1.000	Matthew Cook, UNI Griffin Crosa, North Dakota St. Sam Fenlason, Illinois St.	1.000 1.000 1.000
Field Goals Per Game (111 ranked)	Matthew Cook	2	1	2.25	Storm Ruiz, SFA	2.40	Matthew Cook, UNI	2.25
Forced Fumbles (53 ranked)	Elerson Smith Jared Brinkman	8 53	1 7	0.50 0.25	Isaac Adeyemi-Berglund, Southeastern La. Jeremiah Johnson, Jacksonville	0.75 0.75	4 players tied	0.50
Fumbles Recovered (34 ranked)	Xavior Williams	34	2	1	Eli Mencer, Albany (NY)	3	Inoke Moala, Indiana St.	2
Interceptions Per Game (100 ranked)	Omar Brown Bryce Flater	16 100	2 11	0.5 0.3	5 players tied	1.0	Michael Tutsie, North Dakota St.	1.0
Kickoff Return TDs (3 ranked)					Earnest Edwards, Maine Bronson Yoder, William & Mary	2 2		
Kickoff Returns (98 ranked)					Bronson Yoder, William & Mary	36.8	Jeff Proctor, Illinois St.	20.0
Passes Defended (57 ranked)	Xavior Williams Omar Brown	1 34	1 6	2.0 1.3	5 players tied	2.0	Marquis Smith, Western Ill. Xavior Williams, UNI	2.0 2.0
Passing Efficiency (113 ranked)	Will McElvain	48	4	135.0	Kevin Davidson, Princeton	236.8	Trey Lance, North Dakota St.	194.9
Passing TDs (76 ranked)	Will McElvain	40	3	7	Bailey Zappe, Houston Baptist	21	Trey Lance, North Dakota St. Austin Simmons, South Dakota	9 9
Passing Yards (150 ranked)	Will McElvain	50	2	840	Bailey Zappe, Houston Baptist	1,817	Austin Simmons, South Dakota	1,211
Passing Yards Per Game (150 ranked)	Will McElvain	42	3	210.0	Bailey Zappe, Houston Baptist	363.4	Austin Simmons, South Dakota	302.8
Passing Yards per Completion (113 ranked)	Will McElvain	69	4	11.51	Matt Struck, Idaho St.	19.05	Brady Davis, Illinois St.	15.65
Points Responsible For (200 ranked)	Will McElvain Matthew Cook	81 108	5 8	42 36	Bailey Zappe, Houston Baptist	126	Trey Lance, North Dakota St.	90
Points Responsible For Per Game (136 ranked)	Will McElvain Matthew Cook	68 96	6 8	10.5 9.0	Kevin Davidson, Princeton	27.0	Trey Lance, North Dakota St.	22.5
Punt Return TDs (1 ranked)					14 players tied	1	Herschel Blankenship, Western Ill. Jaxon Janke, South Dakota St. Jake Coates, Youngstown St.	1 1 1
Punt Returns (64 ranked)					Mike Roussos, Columbia	23.3	Trevor Heit, North Dakota St.	20.6
Punting (92 ranked)	Zac Kibby	57	5	39.0	Alex Pechin, Bucknell	49.7	Brady Schutt, South Dakota	46.4
Receiving TDs (102 ranked)	Isaiah Weston Jaylin James	38 102	1 7	3 2	Ben Ratzlaff, Houston Baptist	8	6 players tied	3
Receiving Yards (150 ranked)	Isaiah Weston	95	3	273	Chris Rowland, Tennessee St.	762	Cade Johnson, South Dakota St.	307
Receiving Yards Per Game (200 ranked)	Isaiah Weston Deion McShane Jaylin James	75 170 185	3 10 12	68.3 46.3 44.3	Chris Rowland, Tennessee St.	152.4	Cade Johnson, South Dakota St.	76.8
Receptions Per Game (195 ranked)	Deion McShane Isaiah Weston Jaylin James	50 148 195	2 11 14	5.3 3.8 3.3	Chris Rowland, Tennessee St.	10.0	Tyler Currie, Missouri St.	5.3
Rush Yards Per Carry (151 ranked)	Trevor Allen Will McElvain	112 132	11 13	3.59 2.95	Daryl McCleskey, Eastern Ky.	8.81	Joe Alessi, Youngstown St.	7.38
Rushing TDs (59 ranked)					7 players tied	8	James Robinson, Illinois St.	8
Rushing Yards (200 ranked)	Trevor Allen	142	14	194	Justin Covington, Villanova	674	James Robinson, Illinois St.	432
Rushing Yards Per Game (200 ranked)	Trevor Allen	130	15	48.5	Karekin Brooks, Penn	180.0	James Robinson, Illinois St.	108.0
Sacks (176 ranked)	Elerson Smith Jared Brinkman Seth Thomas	4 53 176	1 11 16	1.25 0.63 0.38	Bryce Sterk, Montana St.	1.70	Elerson Smith, UNI Romeo McKnight, Illinois St.	1.25 1.25
Scoring (179 ranked)	Matthew Cook	22	3	9.0	Andrew Griffin, Princeton	15.0	James Robinson, Illinois St.	12.0
Solo Tackles (41 ranked)	Omar Brown	41	3	5.0	Tracy Thompkins, Mississippi Val.	8.5	Qua Brown, Southern Ill.	7.8
Tackles For Loss (99 ranked)	Elerson Smith Tim Butcher Seth Thomas Jared Brinkman	9 52 52 80	1 5 5 10	1.9 1.3 1.3 1.1	Brian O'Neill, Penn	3.0	Elerson Smith, UNI	1.9
Total Offense (200 ranked)	Will McElvain	47	4	241.0	Bailey Zappe, Houston Baptist	369.4	Austin Simmons, South Dakota	329.5
Total Points Scored (0 ranked)								
Total Tackles (199 ranked)	Spencer Cuvelier Bryce Flater Christian Jegen Omar Brown	10 33 64 91	2 5 7 8	10.8 9.3 8.3 7.8	Brandon Easterling, Dayton	14.3	Jonas Griffith, Indiana St.	11.0
Total Touchdowns (114 ranked)	Isaiah Weston	114	8	3	Tracy James, Abilene Christian	10	James Robinson, Illinois St.	8
Yards per Pass Attempt (113 ranked)	Will McElvain	60	5	6.89	Kevin Davidson, Princeton	12.45	Trey Lance, North Dakota St.	9.69
Yards per Reception (200 ranked)	Isaiah Weston Jaylin James	45 169	3 13	18.20 13.62	Andrew Trent, Stony Brook	27.82	Phoenix Sproles, North Dakota St.	22.13





The Automated ScoreBook
UNI Overall Team Statistics (as of Sep 29, 2019)
All games



Team Statistics	UNI	OPP
SCORING	90	78
Points Per Game	22.5	19.5
Points Off Turnovers	13	10
FIRST DOWNS	63	67
Rushing	24	24
Passing	36	38
Penalty	3	5
RUSHING YARDAGE	407	421
Yards gained rushing	508	576
Yards lost rushing	101	155
Rushing Attempts	139	165
Average Per Rush	2.9	2.6
Average Per Game	101.8	105.2
TDs Rushing	1	4
PASSING YARDAGE	840	757
Comp-Att-Int	73-123-1	78-127-4
Average Per Pass	6.8	6.0
Average Per Catch	11.5	9.7
Average Per Game	210.0	189.2
TDs Passing	7	4
TOTAL OFFENSE	1247	1178
Total Plays	262	292
Average Per Play	4.8	4.0
Average Per Game	311.8	294.5
KICK RETURNS: #-Yards	6-81	11-225
PUNT RETURNS: #-Yards	3-14	7-49
INT RETURNS: #-Yards	4-30	1-7
KICK RETURN AVERAGE	13.5	20.5
PUNT RETURN AVERAGE	4.7	7.0
INT RETURN AVERAGE	7.5	7.0
FUMBLES-LOST	6-3	4-1
PENALTIES-Yards	19-210	27-228
Average Per Game	52.5	57.0
PUNTS-Yards	23-896	22-840
Average Per Punt	39.0	38.2
Net punt average	36.8	37.5
KICKOFFS-Yards	20-1144	16-961
Average Per Kick	57.2	60.1
Net kick average	39.7	44.1
TIME OF POSSESSION/Game	28:53	31:07
3RD-DOWN Conversions	19/57	25/68
3rd-Down Pct	33%	37%
4TH-DOWN Conversions	1/3	4/8
4th-Down Pct	33%	50%
SACKS BY-Yards	11-83	9-52
MISC YARDS	0	0
TOUCHDOWNS SCORED	9	8
FIELD GOALS-ATTEMPTS	9-9	7-10
ON-SIDE KICKS	0-0	0-0
RED-ZONE SCORES	(11-11) 100%	(11-14) 79%
RED-ZONE TOUCHDOWNS	(5-11) 45%	(7-14) 50%
PAT-ATTEMPTS	(9-9) 100%	(7-7) 100%
ATTENDANCE	17580	68082
Games/Avg Per Game	2/8790	2/34041
Neutral Site Games		0/0

Score by Quarters	1st	2nd	3rd	4th	OT	Total
UNI	10	27	23	17	13	90
Opponents	26	10	16	10	16	78





The Automated ScoreBook
 UNI Overall Individual Statistics (as of Sep 29, 2019)
 All games



Rushing	g	att	gain	loss	net	avg	td	lg	avg/g
Allen, Trevor	4	54	213	19	194	3.6	0	24	48.5
McElvain, Will	4	42	179	55	124	3.0	0	42	31.0
Hoosman, Tyler	3	21	82	1	81	3.9	0	22	27.0
McCabe, Nick	2	6	12	0	12	2.0	1	4	6.0
Soko, Alphonso	2	11	19	12	7	0.6	0	7	3.5
James, Jaylin	4	1	3	0	3	3.0	0	3	0.8
McShane, Deion	4	1	0	3	-3	-3.0	0	0	-0.8
TEAM	2	3	0	11	-11	-3.7	0	0	-5.5
Total	4	139	508	101	407	2.9	1	42	101.8
Opponents	4	165	576	155	421	2.6	4	27	105.2

Passing	g	effic	comp	att	in	pct	yds	td	lg	avg/g
McElvain, Will	4	134.97	73	122	1	59.8	840	7	56	210.0
TEAM	2	0.00	0	1	0	0.0	0	0	0	0.0
Total	4	133.87	73	123	1	59.3	840	7	56	210.0
Opponents	4	115.58	78	127	4	61.4	757	4	73	189.2

Receiving	g	no.	yds	avg	td	lg	avg/g
McShane, Deion	4	21	185	8.8	1	56	46.2
Weston, Isaiah	4	15	273	18.2	3	39	68.2
James, Jaylin	4	13	177	13.6	2	28	44.2
Bohr, Tristan	4	9	71	7.9	0	18	17.8
Allen, Trevor	4	6	56	9.3	1	19	14.0
Moore, Briley	1	4	26	6.5	0	10	26.0
Hoosman, Tyler	3	1	29	29.0	0	29	9.7
Graham, Aaron	4	1	13	13.0	0	13	3.2
Rima, Jalen	4	1	7	7.0	0	7	1.8
Soko, Alphonso	2	1	3	3.0	0	3	1.5
Phillips, Nick	3	1	0	0.0	0	0	0.0
Total	4	73	840	11.5	7	56	210.0
Opponents	4	78	757	9.7	4	73	189.2

Punt Returns	no.	yds	avg	td	lg
Rima, Jalen	2	-1	-0.5	0	0
Williams, Xavior	1	15	15.0	0	15
Total	3	14	4.7	0	15
Opponents	7	49	7.0	0	23

Interceptions	no.	yds	avg	td	lg
Brown, Omar	2	15	7.5	0	15
Evans, Austin	1	3	3.0	0	3
Flater, Bryce	1	12	12.0	0	12
Total	4	30	7.5	0	15
Opponents	1	7	7.0	0	7

Kick Returns	no.	yds	avg	td	lg
McShane, Deion	3	41	13.7	0	22
Rima, Jalen	2	23	11.5	0	13
Williams, Xavior	1	17	17.0	0	17
Total	6	81	13.5	0	22
Opponents	11	225	20.5	0	31

Fumble Returns	no.	yds	avg	td	lg
Williams, Xavior	1	53	53.0	1	53
Total	1	53	53.0	1	53
Opponents	0	0	0.0	0	0





The Automated ScoreBook
 UNI Overall Individual Statistics (as of Sep 29, 2019)
 All games



Scoring	td	fg	PAT				dx	saf	pts
			kick	rush	rcv	pass			
Cook, Matthew	-	9-9	9-9	-	-	-	-	-	36
Weston, Isaiah	3	-	-	-	-	-	-	-	18
James, Jaylin	2	-	-	-	-	-	-	-	12
McShane,Deion	1	-	-	-	-	-	-	-	6
McCabe,Nick	1	-	-	-	-	-	-	-	6
Allen,Trevor	1	-	-	-	-	-	-	-	6
Williams, Xavior	1	-	-	-	-	-	-	-	6
Total	9	9-9	9-9	-	-	-	-	-	90
Opponents	8	7-10	7-7	-	-	-	-	1	78

Total Offense	g	plays	rush	pass	total	avg/g
McElvain,Will	4	164	124	840	964	241.0
Allen,Trevor	4	54	194	0	194	48.5
Hoosman,Tyler	3	21	81	0	81	27.0
McCabe,Nick	2	6	12	0	12	6.0
Soko,Alphonso	2	11	7	0	7	3.5
James, Jaylin	4	1	3	0	3	0.8
McShane,Deion	4	1	-3	0	-3	-0.8
TEAM	2	4	-11	0	-11	-5.5
Total	4	262	407	840	1247	311.8
Opponents	4	292	421	757	1178	294.5

Field Goals	fg	pct.	01-19	20-29	30-39	40-49	50-99	lg	blk
Cook, Matthew	9-9	100.	0-0	3-3	3-3	2-2	1-1	50	0

FG Sequence	UNI	Opponents
Iowa State	(50),(31),(49),(28)	(42),31,(23),(22)
Southern Utah	(45),(27)	50
Idaho State	(39),(20)	(42),(35)
Weber State	(35)	(25),(41),36

Numbers in (parentheses) indicate field goal was made.

Punting	no.	yds	avg	lg	tb	fc	i20	50+	blk
Kibby,Zac	23	896	39.0	51	0	10	7	1	0
Total	23	896	39.0	51	0	10	7	1	0
Opponents	22	840	38.2	72	0	11	12	1	0

Kickoffs	no.	yds	avg	tb	ob	retn	net	ydln
Cook, Matthew	17	1015	59.6	5	2			
Murphy, Nate	3	130	43.3	0	1			
Total	20	1145	57.2	5	3	20.5	39.7	25
Opponents	16	961	60.1	7	1	13.5	44.1	20





The Automated ScoreBook
UNI Overall Individual Statistics (as of Sep 29, 2019)
All games



All Purpose	g	rush	rcv	pr	kr	ir	total	avg/g
Weston, Isaia	4	0	273	0	0	0	273	68.2
Allen, Trevor	4	194	56	0	0	0	250	62.5
McShane, Dei	4	-3	185	0	41	0	223	55.8
James, Jaylin	4	3	177	0	0	0	180	45.0
McElvain, Will	4	124	0	0	0	0	124	31.0
Hoosman, Tyl	3	81	29	0	0	0	110	36.7
Bohr, Tristan	4	0	71	0	0	0	71	17.8
Williams, Xav	4	0	0	15	17	0	32	8.0
Rima, Jalen	4	0	7	-1	23	0	29	7.2
Moore, Briley	1	0	26	0	0	0	26	26.0
Brown, Omar	4	0	0	0	0	15	15	3.8
Graham, Aaro	4	0	13	0	0	0	13	3.2
McCabe, Nick	2	12	0	0	0	0	12	6.0
Flater, Bryce	4	0	0	0	0	12	12	3.0
Soko, Alphons	2	7	3	0	0	0	10	5.0
Evans, Austin	2	0	0	0	0	3	3	1.5
TEAM	2	-11	0	0	0	0	-11	-5.5
Total	4	407	840	14	81	30	1372	343.0
Opponents	4	421	757	49	225	7	1459	364.8



The Automated ScoreBook
UNI Red-Zone Results (as of Sep 29, 2019)
All games



UNI Inside Opponent Red-Zone

Date	Opponent	Score	Times In RZ	Times Score	Total Pts	Rush TDs	Pass TDs	FGs Made	Failed to score inside RZ						
									FGA	Dow	Int	Fum	Half	Gam	
Aug 31, 201	at Iowa State	L 26-29	3	3	13	1	0	1	2	0	0	0	0	0	0
Sep 07, 201	SOUTHERN UTAH	34-14	3	3	17	2	1	1	1	0	0	0	0	0	0
Sep 21, 201	IDAHO STATE	13-6	3	3	13	1	0	1	2	0	0	0	0	0	0
Sep 28, 201	at Weber State	L 17-29	2	2	10	1	0	1	1	0	0	0	0	0	0
Totals			11	11	53	5	1	4	6	0	0	0	0	0	0
11 of 11 (100.0%)															

Opponents Inside UNI Red-Zone

Date	Opponent	Score	Times In RZ	Times Score	Total Pts	Rush TDs	Pass TDs	FGs Made	Failed to score inside RZ						
									FGA	Dow	Int	Fum	Half	Gam	
Aug 31, 201	at Iowa State	L 26-29	6	5	26	3	1	2	2	1	0	0	0	0	0
Sep 07, 201	SOUTHERN UTAH	34-14	3	2	14	2	2	0	0	0	1	0	0	0	0
Sep 21, 201	IDAHO STATE	13-6	1	1	3	0	0	0	1	0	0	0	0	0	0
Sep 28, 201	at Weber State	L 17-29	4	3	17	2	1	1	1	1	0	0	0	0	0
Totals			14	11	60	7	4	3	4	2	1	0	0	0	0
11 of 14 (78.6%)															





The Automated ScoreBook
 UNI Overall Defensive Statistics (as of Sep 29, 2019)
 All games



##	Defensive Leaders	gp	Tackles			tfl/yds	Sacks no-yds	Pass defense			Fumbles		blkd	
			ua	a	tot			int-yds	brup	qbh	rcv-yds	ff	kick	saf
41	Cuvelier, Spencer	4	18	25	43	1.0-1	.	.	1	
22	Flater, Bryce	4	17	20	37	2.5-5	.	1-12	1	
21	Jegen, Christian	4	17	16	33	0.5-1	
24	Brown, Omar	4	20	11	31	2.0-3	.	2-15	3	
44	Brinkman, Jared	4	10	13	23	4.5-25	2.5-21	1	.	
1	Lawrence, Roosevelt	4	12	7	19	1.0-7	1.0-7	
16	Smith, Elerson	4	8	10	18	7.5-37	5.0-32	.	2	2	.	2	.	
95	Thomas, Seth	4	3	14	17	5.0-22	1.5-15	.	3	1	.	.	.	
8	Perry, Spencer	4	7	9	16	2.0-39	
9	Williams, Xavier	4	8	6	14	0.5-1	.	.	8	.	1-53	.	.	
27	Evans, Austin	2	6	7	13	.	.	1-3	
94	Butcher, Tim	4	5	5	10	5.0-10	
36	Alexander, Trevon	4	7	3	10	
91	Wells, Brawntae	4	2	6	8	0.5-1	.	.	2	
40	Lambert, Alfonzo	2	4	4	8	0.5-1	
47	Van Wyhe, Riley	4	2	2	4	
48	Kolarevic, Chris	1	2	2	4	1.0-8	1.0-8	
38	Kibby, Zac	4	3	.	3	
99	Boyd, Khristian	2	1	1	2	0.5-0	
6	Mayberry, Micah	3	.	2	2	
53	Schultz, Weston	4	2	.	2	
20	Brekke, Jevon	2	.	1	1	.	.	.	1	
45	Hadachek, Brock	4	1	.	1	
10	Mooney, Eric	4	1	.	1	
85	Blaser, William	1	.	1	1	
37	Graham, Aaron	4	1	.	1	
93	Friedrich, Joe	3	.	1	1	
4	McShane, Deion	4	1	.	1	
	Total	4	158	166	324	34-161	11-83	4-30	21	3	1-53	3	.	
	Opponents	4	143	120	263	32-95	9-52	1-7	14	9	3-0	3	1	





The Automated ScoreBook
UNI Team Game-by-Game (as of Sep 29, 2019)
All games



TEAM STATISTICS

Date	Opponent	Rushing				Receiving				Passing				Kick Returns				Punt Returns				tot off		
		no.	yds	td	lg	no.	yds	td	lg	cmp	att	int	yds	td	lg	no.	yds	td	lg	no.	yds		td	lg
Aug 31	at Iowa State	31	34	0	10	25	228	1	26	25	42	0	228	1	26	3	43	0	22	0	0	0	0	262
Sep 07	SOUTHERN UTAH	37	105	1	24	17	262	3	56	17	25	0	262	3	56	0	0	0	0	2	-1	0	0	367
Sep 21	IDAHO STATE	34	103	0	22	15	131	1	29	15	26	0	131	1	29	1	13	0	13	0	0	0	0	234
Sep 28	at Weber State	37	165	0	42	16	219	2	37	16	30	1	219	2	37	2	25	0	10	1	15	0	15	384
UNI		139	407	1	42	73	840	7	56	73	123	1	840	7	56	6	81	0	22	3	14	0	15	1247
		165	421	4	27	78	757	4	73	78	127	4	757	4	73	11	225	0	31	7	49	0	23	1178

Games: 4 • Avg/rush: 2.9 • Avg/catch: 11.5 • Pass effic: 133.87 • KR avg: 13.5 • PR avg: 4.7 • All purpose avg/game: 343.0 • Total offense :

Date	Opponent	Tackles				Sacks no-yds	Fumble		Pass Defense			blkd kick	PAT Attempts			off		
		ua	a	total	tfl-yds		ff	fr-yds	int-yds	qbh	brup		kick	rush	rcv	saf	t/o	pts
Aug 3	at Iowa State	50	46	96	6.0-25	2.0-18	2	1-53	0-0	2	7	0	2-2	0	0	0	7	26
Sep 0	SOUTHERN UTAH	49	30	79	10.0-75	3.0-27	0	0-0	1-0	0	5	0	4-4	0	0	0	0	34
Sep 2	IDAHO STATE	27	46	73	10.0-41	5.0-30	1	0-0	3-30	0	6	0	1-1	0	0	0	6	13
Sep 2	at Weber State	32	44	76	8.0-20	1.0-8	0	0-0	0-0	1	3	0	2-2	0	0	0	0	17
UNI		158	166	324	34.0-161	11.0-83	3	1-53	4-30	3	21	0	9-9	0	0	0	13	90
		143	120	263	32.0-95	9.0-52	3	3-0	1-7	9	14	0	7-7	0	0	1	10	78

Date	Opponent	Punting							Field Goals			Kickoffs						
		no.	yds	avg	long	blkd	tb	fc	50+	i20	md-att	long	blkd	no.	yds	avg	tb	ob
Aug 3	at Iowa State	6	237	39.5	47	0	0	5	0	3	4-4	50	0	4	245	61.2	1	2
Sep 0	SOUTHERN UTAH	4	162	40.5	42	0	0	2	0	2	2-2	45	0	7	403	57.6	1	0
Sep 2	IDAHO STATE	8	299	37.4	51	0	0	2	1	2	2-2	39	0	4	225	56.2	1	0
Sep 2	at Weber State	5	198	39.6	44	0	0	1	0	0	1-1	35	0	5	271	54.2	2	1
UNI		23	896	39.0	51	0	0	10	1	7	9-9	50	0	20	1144	57.2	5	3
		22	840	38.2	72	0	0	11	1	12	7-10	42	0	16	961	60.1	7	1





The Automated ScoreBook
UNI Opponent Game-by-Game (as of Sep 29, 2019)
All games



OPPONENT STATISTICS

Date	Opponent	Rushing				Receiving				Passing				Kick Returns				Punt Returns				tot off		
		no.	yds	td	lg	no.	yds	td	lg	cmp	att	int	yds	td	lg	no.	yds	td	lg	no.	yds		td	lg
Aug 31	at Iowa State	45	185	1	14	30	278	2	21	30	41	0	278	2	21	1	23	0	23	0	0	0	0	463
Sep 07	SOUTHERN UTAH	46	101	2	17	16	126	0	41	16	31	1	126	0	41	6	112	0	31	2	3	0	2	227
Sep 21	IDAHO STATE	38	69	0	27	13	134	0	22	13	26	3	134	0	22	2	35	0	22	4	29	0	23	203
Sep 28	at Weber State	36	66	1	15	19	219	2	73	19	29	0	219	2	73	2	55	0	29	1	17	0	17	285
Opponents		165	421	4	27	78	757	4	73	78	127	4	757	4	73	11	225	0	31	7	49	0	23	1178
		139	407	1	42	73	840	7	56	73	123	1	840	7	56	6	81	0	22	3	14	0	15	1247

Games: 4 • Avg/rush: 2.6 • Avg/catch: 9.7 • Pass effic: 115.58 • KR avg: 20.5 • PR avg: 7.0 • All purpose avg/game: 364.8 • Total offense av

Date	Opponent	Tackles				Sacks no-yds	Fumble		Pass Defense			blkd kick	PAT Attempts			off			
		ua	a	total	tfl-yds		ff	fr-yds	int-yds	qbh	brup		kick	rush	rcv	saf	t/o	pts	
Aug 3	at Iowa State	42	28	70	10.0-25	3.0-10	0	0-0	0-0	6	3	0	2-2	0	0	0	0	0	29
Sep 0	SOUTHERN UTAH	40	20	60	8.0-22	1.0-6	2	2-0	0-0	0	1	0	2-2	0	0	0	0	14	
Sep 2	IDAHO STATE	30	32	62	5.0-25	2.0-19	0	0-0	0-0	2	2	0	0-0	0	0	0	0	6	
Sep 2	at Weber State	31	40	71	9.0-23	3.0-17	1	1-0	1-7	1	8	0	3-3	0	0	1	10	29	
Opponents		143	120	263	32.0-95	9.0-52	3	3-0	1-7	9	14	0	7-7	0	0	1	10	78	
		158	166	324	34.0-161	11.0-83	3	1-53	4-30	3	21	0	9-9	0	0	0	13	90	

Date	Opponent	Punting										Field Goals			Kickoffs				
		no.	yds	avg	long	blkd	tb	fc	50+	i20	md-att	long	blkd	no.	yds	avg	tb	ob	
Aug 3	at Iowa State	3	115	38.3	41	0	0	1	0	3	3-4	42	0	4	241	60.2	0	1	
Sep 0	SOUTHERN UTAH	7	253	36.1	41	0	0	4	0	0	0-1	0	0	3	195	65.0	3	0	
Sep 2	IDAHO STATE	5	145	29.0	37	0	0	4	0	4	2-2	42	0	3	163	54.3	1	0	
Sep 2	at Weber State	7	327	46.7	72	0	0	2	1	5	2-3	41	0	6	362	60.3	3	0	
Opponents		22	840	38.2	72	0	0	11	1	12	7-10	42	0	16	961	60.1	7	1	
		23	896	39.0	51	0	0	10	1	7	9-9	50	0	20	1144	57.2	5	3	





The Automated ScoreBook
UNI Game Superlatives (as of Sep 29, 2019)
All games



INDIVIDUAL GAME HIGHS

Rushes	17	Allen,Trevor vs Southern Utah (Sep 07, 2019)
Yards Rushing	105	McElvain,Will at Weber State (Sep 28, 2019)
TD Rushes	1	McCabe,Nick vs Southern Utah (Sep 07, 2019)
Long Rush	42	McElvain,Will at Weber State (Sep 28, 2019)
Pass attempts	42	McElvain,Will at Iowa State (Aug 31, 2019)
Pass completions	25	McElvain,Will at Iowa State (Aug 31, 2019)
Yards Passing	262	McElvain,Will vs Southern Utah (Sep 07, 2019)
TD Passes	3	McElvain,Will vs Southern Utah (Sep 07, 2019)
Long Pass	56	McElvain,Will vs Southern Utah (Sep 07, 2019)
Receptions	8	McShane,Deion vs Southern Utah (Sep 07, 2019)
Yards Receiving	110	McShane,Deion vs Southern Utah (Sep 07, 2019)
TD Receptions	1	Allen,Trevor at Iowa State (Aug 31, 2019)
	1	McShane,Deion vs Southern Utah (Sep 07, 2019)
	1	Weston, Isaiah vs Southern Utah (Sep 07, 2019)
	1	James, Jaylin vs Southern Utah (Sep 07, 2019)
	1	Weston, Isaiah vs Idaho State (Sep 21, 2019)
	1	James, Jaylin at Weber State (Sep 28, 2019)
	1	Weston, Isaiah at Weber State (Sep 28, 2019)
Long Reception	56	McShane,Deion vs Southern Utah (Sep 07, 2019)
Field Goals	4	Cook, Matthew at Iowa State (Aug 31, 2019)
Long Field Goal	50	Cook, Matthew at Iowa State (Aug 31, 2019)
Punts	8	Kibby,Zac vs Idaho State (Sep 21, 2019)
Punting Avg	40.5	Kibby,Zac vs Southern Utah (Sep 07, 2019)
Long Punt	51	Kibby,Zac vs Idaho State (Sep 21, 2019)
Punts inside 20	3	Kibby,Zac at Iowa State (Aug 31, 2019)
Long Punt Return	15	Williams, Xavior at Weber State (Sep 28, 2019)
Long Kickoff Return	22	McShane,Deion at Iowa State (Aug 31, 2019)
Tackles	15	Jegen, Christian at Iowa State (Aug 31, 2019)
Sacks	3.0	Smith,Elerson vs Idaho State (Sep 21, 2019)
Tackles For Loss	3.5	Smith,Elerson vs Idaho State (Sep 21, 2019)
Interceptions	1	Brown,Omar vs Southern Utah (Sep 07, 2019)
	1	Flater,Bryce vs Idaho State (Sep 21, 2019)
	1	Brown,Omar vs Idaho State (Sep 21, 2019)
	1	Evans,Austin vs Idaho State (Sep 21, 2019)





The Automated ScoreBook
UNI Game Superlatives (as of Sep 29, 2019)
All games



TEAM GAME HIGHS

Rushes	37	vs Southern Utah (Sep 07, 2019)
	37	at Weber State (Sep 28, 2019)
Yards Rushing	165	at Weber State (Sep 28, 2019)
Yards Per Rush	4.5	at Weber State (Sep 28, 2019)
TD Rushes	1	vs Southern Utah (Sep 07, 2019)
Pass attempts	42	at Iowa State (Aug 31, 2019)
Pass completions	25	at Iowa State (Aug 31, 2019)
Yards Passing	262	vs Southern Utah (Sep 07, 2019)
Yards Per Pass	10.5	vs Southern Utah (Sep 07, 2019)
TD Passes	3	vs Southern Utah (Sep 07, 2019)
Total Plays	73	at Iowa State (Aug 31, 2019)
Total Offense	384	at Weber State (Sep 28, 2019)
Yards Per Play	5.9	vs Southern Utah (Sep 07, 2019)
Points	34	vs Southern Utah (Sep 07, 2019)
Sacks By	5	vs Idaho State (Sep 21, 2019)
First Downs	19	at Weber State (Sep 28, 2019)
Penalties	7	vs Idaho State (Sep 21, 2019)
Penalty Yards	80	vs Idaho State (Sep 21, 2019)
Turnovers	2	vs Southern Utah (Sep 07, 2019)
	2	at Weber State (Sep 28, 2019)
Interceptions By	3	vs Idaho State (Sep 21, 2019)
Punts	8	vs Idaho State (Sep 21, 2019)
Punting Avg	40.5	vs Southern Utah (Sep 07, 2019)
Long Punt	51	vs Idaho State (Sep 21, 2019)
Punts inside 20	3	at Iowa State (Aug 31, 2019)
Long Punt Return	15	at Weber State (Sep 28, 2019)





The Automated ScoreBook
UNI - "Money" Plays



Money plays are defined as plays resulting in first down or a touchdown

MONEY RUSHERS	1st	TD	No.	Att
Allen, Trevor	11	0	11	54
McElvain, Will	7	0	7	33
Hoosman, Tyler	4	0	4	21
Soko, Alphonso	1	0	1	11
McCabe, Nick	0	1	1	6
James, Jaylin	1	0	1	1
TOTALS	24	1	25	130

MONEY RECEPTIONS	1st	TD	No.	Rec
Weston, Isaiah	11	3	11	15
James, Jaylin	8	2	10	13
McShane, Deion	8	1	8	21
Allen, Trevor	3	1	4	6
Bohr, Tristan	2	0	2	9
Hoosman, Tyler	1	0	1	1
Graham, Aaron	1	0	1	1
Moore, Briley	1	0	1	4
Rima, Jalen	1	0	1	1
TOTALS	36	7	39	73

1ST DOWN

MONEY RUSHERS	1st	TD	No.	Att
McElvain, Will	2	0	2	16
Allen, Trevor	1	0	1	30
Hoosman, Tyler	1	0	1	11
TOTALS	4	0	4	66

1ST DOWN

MONEY RECEPTIONS	1st	TD	No.	Rec
James, Jaylin	2	1	3	5
Weston, Isaiah	3	1	3	5
Bohr, Tristan	2	0	2	5
TOTALS	7	2	8	23

2ND DOWN

MONEY RUSHERS	1st	TD	No.	Att
Allen, Trevor	8	0	8	20
McElvain, Will	3	0	3	10
Hoosman, Tyler	2	0	2	7
James, Jaylin	1	0	1	1
TOTALS	14	0	14	46

2ND DOWN

MONEY RECEPTIONS	1st	TD	No.	Rec
James, Jaylin	5	1	6	7
Weston, Isaiah	6	1	6	7
McShane, Deion	5	1	5	13
Rima, Jalen	1	0	1	1
TOTALS	17	3	18	30

3RD DOWN

MONEY RUSHERS	1st	TD	No.	Att
McElvain, Will	2	0	2	7
Allen, Trevor	2	0	2	4
Soko, Alphonso	1	0	1	2
Hoosman, Tyler	1	0	1	2
McCabe, Nick	0	1	1	2
TOTALS	6	1	7	17

3RD DOWN

MONEY RECEPTIONS	1st	TD	No.	Rec
Allen, Trevor	3	1	4	6
McShane, Deion	2	0	2	3
Weston, Isaiah	2	1	2	3
Moore, Briley	1	0	1	1
Graham, Aaron	1	0	1	1
Hoosman, Tyler	1	0	1	1
James, Jaylin	1	0	1	1
TOTALS	11	2	12	19

4TH DOWN

MONEY RUSHERS	1st	TD	No.	Att
TOTALS	0	0	0	1

4TH DOWN

MONEY RECEPTIONS	1st	TD	No.	Rec
McShane, Deion	1	0	1	1
TOTALS	1	0	1	1





The Automated ScoreBook
UNI - Long Plays



20-YARD PLUS PLAYS

Yd	Type	Player(s)	Opponent
56*	Pass	McShane,Deion from McElvain,Will	Southern Utah
53*	FR	Williams, Xavior	Iowa State
42	Rush	McElvain,Will	Weber State
39*	Pass	Weston, Isaiah from McElvain,Will	Southern Utah
37*	Pass	Weston, Isaiah from McElvain,Will	Weber State
32	Pass	Weston, Isaiah from McElvain,Will	Southern Utah
29	Pass	Hoosman,Tyler from McElvain,Will	Idaho State
28	Pass	James, Jaylin from McElvain,Will	Weber State
27	Pass	Weston, Isaiah from McElvain,Will	Weber State
26	Pass	Weston, Isaiah from McElvain,Will	Iowa State
25	Rush	McElvain,Will	Weber State
24	Rush	Allen,Trevor	Southern Utah
23	Pass	James, Jaylin from McElvain,Will	Southern Utah
22	Rush	Allen,Trevor	Southern Utah
22	Pass	Weston, Isaiah from McElvain,Will	Iowa State
22	KR	McShane,Deion	Iowa State
22	Rush	Hoosman,Tyler	Idaho State

* touchdown scored on play

LONG PLAYS BY THE NUMBERS

Long Plays By Ya	No.	TD
100+	0	0
90-99	0	0
80-89	0	0
70-79	0	0
60-69	0	0
50-59	2	2
40-49	1	0
30-39	3	2
20-29	11	0

Long Plays By Ty	No.	TD
Rushing	5	0
Passing	10	3
Punt returns	0	0
Kick returns	1	0
Interceptions	0	0
Fumble returns	1	1
Other	0	0
TOTAL	17	4

20-YARD PLUS BY PLAYER

Player	No.	TD	R	P	KR	PR	IR	FR
Weston, Isaiah	6	2	0	6	0	0	0	0
McShane,Deion	2	1	0	1	1	0	0	0
McElvain,Will	2	0	2	0	0	0	0	0
Allen,Trevor	2	0	2	0	0	0	0	0
Hoosman,Tyler	2	0	1	1	0	0	0	0
James, Jaylin	2	0	0	2	0	0	0	0
Williams, Xavior	1	1	0	0	0	0	0	1
TOTAL	17	4	5	10	1	0	0	1

LONGEST PLAYS OF THE YEAR

- Rushing
 - 42 McElvain,Will vs Weber State (9/28/2019)
- Rushing Touchdown
 - 1 McCabe,Nick vs Southern Utah (9/7/2019)
- Passing
 - 56 McShane,Deion from McElvain,Will vs Southern Utah (9/7/2019)
- Passing Touchdown
 - 56 McShane,Deion from McElvain,Will vs Southern Utah (9/7/2019)
- Punt Return
 - 15 Williams, Xavior vs Weber State (9/28/2019)
- Kick Return
 - 22 McShane,Deion vs Iowa State (8/31/2019)
- Interception Return
 - 15 Brown,Omar vs Idaho State (9/21/2019)
- Fumble Return
 - 53 Williams, Xavior vs Iowa State (8/31/2019)
- Punt
 - 51 Kibby,Zac vs Idaho State (9/21/2019)
- Field Goal
 - 50 Cook, Matthew vs Iowa State (8/31/2019)



Quickie Statistics (Final) #18 UNI vs #21 Iowa State (Aug 31, 2019 at Ames, Iowa)

	UNI	ISU
Score	26	29
FIRST DOWNS	17	26
RUSHES-YARDS (NET)	31-34	45-185
PASSING YDS (NET)	228	278
Passes Att-Comp-Int	42-25-0	41-30-0
TOTAL OFFENSE PLAYS-YARDS	73-262	86-463
Fumble Returns-Yards	1-53	0-0
Punt Returns-Yards	0-0	0-0
Kickoff Returns-Yards	3-43	1-23
Interception Returns-Yards	0-0	0-0
Punts (Number-Avg)	6-39.5	3-38.3
Fumbles-Lost	1-0	2-1
Penalties-Yards	5-50	5-50
Possession Time	27:55	32:05
Third-Down Conversions	6 of 17	7 of 18
Fourth-Down Conversions	1 of 1	1 of 2
Red-Zone Scores-Chances	3-3	5-6

UNI

Rushing	No.	Gain	Loss	Net	TD	Lg	Avg
Allen, Trevor	15	30	4	26	0	8	1.7
Soko, Alphonso	6	13	8	5	0	7	0.8
James, Jaylin	1	3	0	3	0	3	3.0
McElvain, Will	9	11	11	0	0	10	0.0

Passing	C-A-I	Yds	TD	Long	Sack
McElvain, Will	25-42-0	228	1	26	3

Receiving	No.	Yards	TD	Long
McShane, Deion	7	38	0	12
Bohr, Tristan	5	43	0	18
Moore, Briley	4	26	0	10
James, Jaylin	3	37	0	16

Punting	No.	Yds	Avg	Long	In20	TB
Kibby, Zac	6	237	39.5	47	3	0

Punt Returns	No.	Yards	TD	Long

Kick Returns	No.	Yards	TD	Long
McShane, Deion	2	26	0	22
Williams, Xavier	1	17	0	17

Tackles	UA-A	Total	Sacks	TFL
Jegen, Christian	8-7	15	0.0	0.0
Cuvelier, Spencer	6-8	14	0.0	0.0

Iowa State

Rushing	No.	Gain	Loss	Net	TD	Lg	Avg
Lang, Johnnie	14	63	3	60	0	12	4.3
Croney, Sheldon	13	59	3	56	1	14	4.3
Hall, Breece	11	47	0	47	0	9	4.3
Nwangwu, Kene	4	30	0	30	0	12	7.5

Passing	C-A-I	Yds	TD	Long	Sack
Purdy, Brock	30-41-0	278	2	21	2

Receiving	No.	Yards	TD	Long
Jones, D.	14	126	0	20
Kolar, Charlie	4	45	0	15
Pettway, L.	3	26	2	10
Croney, Sheldon	3	23	0	14

Punting	No.	Yds	Avg	Long	In20	TB
Rivera, Joe	3	115	38.3	41	3	0

Punt Returns	No.	Yards	TD	Long

Kick Returns	No.	Yards	TD	Long
Nwangwu, Kene	1	23	0	23

Tackles	UA-A	Total	Sacks	TFL
Spears, Marcel	5-4	9	0.5	1.5
Rose, Mike	7-1	8	0.5	3.5

Qtr	Time	Scoring Play	V-H
1st	00:53	ISU - Assalley, C. 42 yd field goal, 9-34 2:37	0 - 3
3rd	12:56	UNI - Cook, Matthew 50 yd field goal, 7-33 2:04	3 - 3
	08:31	ISU - Pettway, L. 7 yd pass from Purdy, Brock (Assalley, C. kick), 9-75 4:25	3 - 10
	01:44	UNI - Cook, Matthew 31 yd field goal, 15-75 6:45	6 - 10
	00:06	UNI - Williams, Xavier 53 yd fumble recovery (Cook, Matthew kick)	13 - 10
4th	00:59	ISU - Assalley, C. 23 yd field goal, 17-74 6:52	13 - 13
OT	15:00	UNI - Cook, Matthew 49 yd field goal, 4--6 0:00	16 - 13
	15:00	ISU - Assalley, C. 22 yd field goal, 6-20 0:00	16 - 16
	15:00	ISU - Pettway, L. 9 yd pass from Purdy, Brock (Assalley, C. kick), 4-25 0:00	16 - 23
	15:00	UNI - Allen, Trevor 7 yd pass from McElvain, Will (Cook, Matthew kick), 7-25 0:00	23 - 23
	15:00	UNI - Cook, Matthew 28 yd field goal, 6-14 0:00	26 - 23
	15:00	ISU - Croney, Sheldon 1 yd run, 5-25 0:00	26 - 29





Quickie Statistics (Final)
Southern Utah vs #11 UNI (Sep 07, 2019 at CEDAR FALLS, Iowa)



	SUU	UNI
Score	14	34
FIRST DOWNS	15	15
RUSHES-YARDS (NET)	46-101	37-105
PASSING YDS (NET)	126	262
Passes Att-Comp-Int	31-16-1	25-17-0
TOTAL OFFENSE PLAYS-YARDS	77-227	62-367
Fumble Returns-Yards	0-0	0-0
Punt Returns-Yards	2-3	2--1
Kickoff Returns-Yards	6-112	0-0
Interception Returns-Yards	0-0	1-0
Punts (Number-Avg)	7-36.1	4-40.5
Fumbles-Lost	0-0	4-2
Penalties-Yards	9-74	3-40
Possession Time	29:43	30:17
Third-Down Conversions	6 of 18	5 of 13
Fourth-Down Conversions	1 of 3	0 of 0
Red-Zone Scores-Chances	2-3	3-3

Southern Utah

Rushing	No.	Gain	Loss	Net	TD	Lg	Avg
FELILA, James	14	44	6	38	0	8	2.7
LAWSON, Lance	5	38	1	37	0	17	7.4
DILLARD, Lelon	8	27	0	27	0	8	3.4
HELBIG, Chris	11	40	27	13	2	9	1.2

Passing	C-A-I	Yds	TD	Long	Sack
HELBIG, Chris	16-31-1	126	0	41	3

Receiving	No.	Yards	TD	Long
LAWSON, Lance	7	57	0	25
FELILA, James	3	2	0	4
BAKER, Carlos	2	18	0	13
NELSON, Zach	1	41	0	41

Punting	No.	Yds	Avg	Long	In20	TB
BERZ, Manny	7	253	36.1	41	0	0

Punt Returns	No.	Yards	TD	Long
COCKETT, Judd	2	3	0	2

Kick Returns	No.	Yards	TD	Long
COCKETT, Judd	6	112	0	31

Tackles	UA-A	Total	Sacks	TFL
OTUKOLO, Nela	2-4	6	0.0	0.5
HANNEMANN, Kyle	5-0	5	0.0	1.0
STANLEY, AJ	3-2	5	0.0	0.5
AFATASI, Lehi	3-2	5	0.0	2.0

UNI

Rushing	No.	Gain	Loss	Net	TD	Lg	Avg
Allen,Trevor	17	86	9	77	0	24	4.5
McElvain,Will	8	23	6	17	0	7	2.1
McCabe,Nick	6	12	0	12	1	4	2.0
Soko,Alphonso	5	6	4	2	0	2	0.4

Passing	C-A-I	Yds	TD	Long	Sack
McElvain,Will	17-25-0	262	3	56	1

Receiving	No.	Yards	TD	Long
McShane,Deion	8	110	1	56
Weston, Isaiah	5	105	1	39
James, Jaylin	2	33	1	23
Allen,Trevor	1	8	0	8

Punting	No.	Yds	Avg	Long	In20	TB
Kibby,Zac	4	162	40.5	42	2	0

Punt Returns	No.	Yards	TD	Long
Rima, Jalen	2	-1	0	0

Kick Returns	No.	Yards	TD	Long
--------------	-----	-------	----	------

Tackles	UA-A	Total	Sacks	TFL
Flater,Bryce	7-6	13	0.0	1.0
Cuvelier, Spencer	9-2	11	0.0	1.0
Brown,Omar	7-2	9	0.0	1.0
Brinkman,Jared	3-3	6	1.5	1.5

Qtr	Time	Scoring Play	V-H
1st	02:10	UNI - McShane,Deion 56 yd pass from McElvain,Will (Cook, Matthew kick), 4-70 1:58	0 - 7
2nd	12:02	UNI - Weston, Isaiah 39 yd pass from McElvain,Will (Cook, Matthew kick), 6-67 2:47	0 - 14
	07:54	UNI - Cook, Matthew 45 yd field goal, 6-36 2:14	0 - 17
	02:34	UNI - James, Jaylin 10 yd pass from McElvain,Will (Cook, Matthew kick), 10-61 3:41	0 - 24
3rd	09:10	UNI - Cook, Matthew 27 yd field goal, 8-36 4:13	0 - 27
	03:22	UNI - McCabe,Nick 1 yd run (Cook, Matthew kick), 3-1 1:21	0 - 34
	00:33	SUU - HELBIG, Chris 4 yd run (SASAOKA, Kekoa kick), 11-75 2:49	7 - 34
4th	00:46	SUU - HELBIG, Chris 5 yd run (SASAOKA, Kekoa kick), 10-77 3:31	14 - 34





Quickie Statistics (Final)

Idaho State vs #9 UNI (Sep 21, 2019 at Cedar Falls, Iowa)



	IDSU	UNI
Score	6	13
FIRST DOWNS	12	12
RUSHES-YARDS (NET)	38-69	34-103
PASSING YDS (NET)	134	131
Passes Att-Comp-Int	26-13-3	26-15-0
TOTAL OFFENSE PLAYS-YARDS	64-203	60-234
Fumble Returns-Yards	0-0	0-0
Punt Returns-Yards	4-29	0-0
Kickoff Returns-Yards	2-35	1-13
Interception Returns-Yards	0-0	3-30
Punts (Number-Avg)	5-29.0	8-37.4
Fumbles-Lost	2-0	0-0
Penalties-Yards	5-39	7-80
Possession Time	30:06	29:54
Third-Down Conversions	7 of 16	5 of 15
Fourth-Down Conversions	1 of 2	0 of 0
Red-Zone Scores-Chances	1-1	3-3

Idaho State

Rushing	No.	Gain	Loss	Net	TD	Lg	Avg
FLANAGAN, Ty	18	51	8	43	0	12	2.4
RYAN, Kevin	1	27	0	27	0	27	27.0
GASU, Soujah	4	7	0	7	0	7	1.8
MCFARLIN	2	2	0	2	0	2	1.0

Passing	C-A-I	Yds	TD	Long	Sack
AMOS, Gunnar	13-26-3	134	0	22	5

Receiving	No.	Yards	TD	Long
GUELLER, Mitch	4	53	0	22
CONNER, Tanner	3	37	0	19
DEAN, Michael	3	31	0	14
FLANAGAN, Ty	2	4	0	3

Punting	No.	Yds	Avg	Long	In20	TB
RYAN, Kevin	5	145	29.0	37	4	0

Punt Returns	No.	Yards	TD	Long
DEAN, Michael	4	29	0	23

Kick Returns	No.	Yards	TD	Long
WALTER, Isaiah	1	22	0	22
GASU, Soujah	1	13	0	13

Tackles	UA-A	Total	Sacks	TFL
AGUIRRE, Adkin	4-4	8	0.0	0.0
WILLS, Connor	1-7	8	0.0	0.0
TRUJILLO, Oshea	5-2	7	1.0	1.5
GRAVES, Kody	3-3	6	0.0	1.0

UNI

Rushing	No.	Gain	Loss	Net	TD	Lg	Avg
Hoosman, Tyler	10	55	0	55	0	22	5.5
Allen, Trevor	13	54	4	50	0	10	3.8
McElvain, Will	9	21	19	2	0	8	0.2
TEAM	2	0	4	-4	0	0	-2.0

Passing	C-A-I	Yds	TD	Long	Sack
McElvain, Will	15-26-0	131	1	29	2

Receiving	No.	Yards	TD	Long
McShane, Deion	5	18	0	9
Weston, Isaiah	4	36	1	17
James, Jaylin	3	37	0	17
Hoosman, Tyler	1	29	0	29

Punting	No.	Yds	Avg	Long	In20	TB
Kibby, Zac	8	299	37.4	51	2	0

Punt Returns	No.	Yards	TD	Long

Kick Returns	No.	Yards	TD	Long
Rima, Jalen	1	13	0	13

Tackles	UA-A	Total	Sacks	TFL
Cuvelier, Spencer	1-11	12	0.0	0.0
Smith, Elerson	4-5	9	3.0	3.5
Jegen, Christian	5-3	8	0.0	0.0
Evans, Austin	2-5	7	0.0	0.0

Qtr	Time	Scoring Play	V-H
1st	07:21	IDSU - RYAN, Kevin 42 yd field goal, 12-45 5:24	3 - 0
2nd	13:03	IDSU - RYAN, Kevin 35 yd field goal, 6-14 1:57	6 - 0
	01:06	UNI - Cook, Matthew 39 yd field goal, 4-5 1:21	6 - 3
4th	14:14	UNI - Weston, Isaiah 17 yd pass from McElvain, Will (Cook, Matthew kick), 6-58 2:30	6 - 10
	02:11	UNI - Cook, Matthew 20 yd field goal, 7-37 2:22	6 - 13





Quickie Statistics (Final)
#9 UNI vs #5 Weber State (Sep 28, 2019 at Ogden, Utah)



	UNI	WSU
Score	17	29
FIRST DOWNS	19	14
RUSHES-YARDS (NET)	37-165	36-66
PASSING YDS (NET)	219	219
Passes Att-Comp-Int	30-16-1	29-19-0
TOTAL OFFENSE PLAYS-YARDS	67-384	65-285
Fumble Returns-Yards	0-0	0-0
Punt Returns-Yards	1-15	1-17
Kickoff Returns-Yards	2-25	2-55
Interception Returns-Yards	0-0	1-7
Punts (Number-Avg)	5-39.6	7-46.7
Fumbles-Lost	1-1	0-0
Penalties-Yards	4-40	8-65
Possession Time	27:27	32:33
Third-Down Conversions	3 of 12	5 of 16
Fourth-Down Conversions	0 of 2	1 of 1
Red-Zone Scores-Chances	2-2	3-4

UNI

Rushing	No.	Gain	Loss	Net	TD	Lg	Avg
McElvain, Will	16	124	19	105	0	42	6.6
Allen, Trevor	9	43	2	41	0	14	4.6
Hoosman, Tyler	11	27	1	26	0	5	2.4
TEAM	1	0	7	-7	0	0	-7.0

Passing	C-A-I	Yds	TD	Long	Sack
McElvain, Will	16-29-1	219	2	37	3
TEAM	0-1-0	0	0	0	0

Receiving	No.	Yards	TD	Long
James, Jaylin	5	70	1	28
Weston, Isaiah	4	84	1	37
Bohr, Tristan	3	22	0	8
Allen, Trevor	2	11	0	12

Punting	No.	Yds	Avg	Long	In20	TB
Kibby, Zac	5	198	39.6	44	0	0

Punt Returns	No.	Yards	TD	Long
Williams, Xavior	1	15	0	15

Kick Returns	No.	Yards	TD	Long
Rima, Jalen	1	10	0	10
McShane, Deion	1	15	0	8

Tackles	UA-A	Total	Sacks	TFL
Flater, Bryce	3-8	11	0.0	1.5
Williams, Xavior	5-3	8	0.0	0.0
Brown, Omar	3-4	7	0.0	1.0
Jegen, Christian	3-4	7	0.0	0.5

Weber State

Rushing	No.	Gain	Loss	Net	TD	Lg	Avg
SMITH, Kevin	14	29	4	25	0	7	1.8
DAVIS, Josh	10	22	3	19	0	8	1.9
SHAHEED, Rashid	1	15	0	15	0	15	15.0
JENKS, Kaden	6	20	10	10	0	8	1.7

Passing	C-A-I	Yds	TD	Long	Sack
JENKS, Kaden	19-29-0	219	2	73	1

Receiving	No.	Yards	TD	Long
DAVIS, Josh	6	29	0	11
COOLEY, Devon	4	45	0	20
AMES, David	4	31	0	12
MALONE, Justin	3	32	1	14

Punting	No.	Yds	Avg	Long	In20	TB
LLOYD, Doug	7	327	46.7	72	5	0

Punt Returns	No.	Yards	TD	Long
DAVIS, Josh	1	17	0	17

Kick Returns	No.	Yards	TD	Long
DAVIS, Josh	2	55	0	29

Tackles	UA-A	Total	Sacks	TFL
SMITH, Preston	4-6	10	0.0	0.0
MORTENSEN, C.	2-6	8	0.0	2.0
TESCH, Auston	4-3	7	1.0	2.0
BURKE, Brody	4-3	7	0.0	0.0

Qtr	Time	Scoring Play	V-H
1st	12:05	WSU - SHAHEED, Rashid 73 yd pass from JENKS, Kaden (TUTTLE, Trey kick), 1-73 0:15	0 - 7
	09:58	WSU - TUTTLE, Trey 25 yd field goal, 4-7 2:02	0 - 10
	05:43	WSU - JACKSON, Kris 2 yd run (TUTTLE, Trey kick), 8-38 2:51	0 - 17
	03:27	UNI - Cook, Matthew 35 yd field goal, 6-58 2:16	3 - 17
	00:48	WSU - TUTTLE, Trey 41 yd field goal, 9-51 2:39	3 - 20
2nd	08:30	WSU - MALONE, Justin 13 yd pass from JENKS, Kaden (TUTTLE, Trey kick), 12-67 6:19	3 - 27
	01:35	UNI - Weston, Isaiah 37 yd pass from McElvain, Will (Cook, Matthew kick), 6-81 2:16	10 - 27
3rd	03:08	WSU - TEAM safety	10 - 29
4th	04:04	UNI - James, Jaylin 2 yd pass from McElvain, Will (Cook, Matthew kick), 13-95 6:12	17 - 29



20 KEY 19 PANTHERS

JACKSON SCOTT-BROWN

37 Consecutive Starts

WILL McELVAIN

73 completions • 840 yards • 7 TDs
Week Two MVFC Newcomer of the Week
Week Four MVFC Newcomer of the Week

XAVIOR WILLIAMS

Longest Fumble Return TD in UNI History
Leads the FCS in Passes defended per game.

Deion McShane

Team-high 21 catches in four games.
SportsCenter Top-10 TD Catch against SUU

MATTHEW COOK

9-9 Field Goals on the Season
Week One MVFC Special Teams POTW
Week One STATS FCS National POTW

MARK FARLEY

151 Career Wins
Most in MVFC History

