

# MEDIA GUIDE



**2016 UNI FOOTBALL**

@CoachMarkFarley | @UNIFootball | #UNIFight



# QUICK FACTS/SCHEDULE/CONTENTS

## UNIVERSITY INFORMATION

Location	Cedar Falls, Iowa
Founded	1876
Enrollment	12,043
Nickname	Panthers
Colors	Purple & Old Gold
Affiliation	Division I - FCS
Conference	Missouri Valley Football
Interim President	Jim Wohlport
Athletic Director	David Harris
NCAA Faulty Rep.	Elaine Eshbaugh

## FOOTBALL INFORMATION

2015 Record	9-5
2015 MVFC Record	5-3
2015 MVFC Finish	4th
2015 Postseason	FCS Playoffs
1st Round: W, #24 Eastern Illinois, 53-17	
2nd Round: W, #5 Portland State, 29-17	
Quarterfinals: L, #2 NDSU, 23-13	
Final Rank	Coaches Poll: 6
	STATS: 8

## STADIUM INFORMATION

Home Facility	UNI-Dome
Capacity	16,324
Surface	Turf
Field Opening	1976
Stadium Opening	1976
All-Time Record	201-51-1

## HEAD COACH AT A GLANCE

Head Coach	Mark Farley
Alma Mater	UNI, '87/'94
Career Record	129-61/16th Year
UNI Record	Same
MVFC Record	78-34

## COACHING STAFF

Bill Salmon	Assoc. Head Coach/RBs
Ryan Mahaffey	Off. Coord./WRs
Ben Barkema	Offensive Line
Nick Danielson	TEs/Offensive Tackles
Collin Klein	Quarterbacks
Jeremiah Johnson	Def. Coord./LBs
Brandon Lynch	Asst. Head Coach/DBs
Bryce Paup	DL/Player Development
Olaitan Oguntodu	Safeties

## ADMINISTRATION

D.J. Hord	Director of Operations
Mike Bursik	Analytics



## SUPPORT STAFF

Jed Smith	Strength & Conditioning
Steve Nurse	Equipment
Travis Stueve	Athletic Training

## 2016 SCHEDULE

9/3	at Iowa State	7 p.m.
<b>9/10</b>	<b>Montana</b>	<b>4 p.m.</b>
	(TV: Panther Sports Network, ESPN3)	
9/17	at Eastern Washington	6 p.m.
<b>10/1</b>	<b>Southern Illinois* (Homecoming)</b>	<b>4 p.m.</b>
	(TV: Panther Sports Network, ESPN3)	
10/8	at South Dakota*	2 p.m.
10/15	at Youngstown State*	6 p.m.
<b>10/22</b>	<b>Missouri State* (Family Weekend)</b>	<b>1 p.m.</b>
	(TV: Panther Sports Network, ESPN3)	
<b>10/29</b>	<b>North Dakota State*</b>	<b>6 p.m.</b>
	(TV: Panther Sports Network, ESPN3)	
11/5	at Indiana State*	12 p.m.
11/12	at Western Illinois*	1 p.m.
<b>11/19</b>	<b>South Dakota State* (Senior Day)</b>	<b>4 p.m.</b>
	(TV: MVFC TV, ESPN3)	

\*Notes MVFC Game  
Home Games In Bold

## TABLE OF CONTENTS

### INTRO

1	Quick Facts/Table of Contents
2	Personnel Breakdown
3	Alphabetical Roster
5	Numerical Roster
7	Roster by Position Group
8	The Program

### MEDIA INFORMATION

10	Media Policies/Staff
11	Campus Map
12	Panther Sports Properties/Radio/TV
13	UNI Social Media

### COACHES AND STAFF

15	Head Coach Mark Farley
19	Assistant Coaches/Staff

### THE PANTHERS

31	Returner Bios
52	Newcomer Bios

### OPPONENTS

59	2016 Opponent Capsules
61	Series History vs. All Opponents

### 2015 IN REVIEW

72	Season Quick Hits
75	Season Statistics
80	Box Scores/Recaps

### RECORDS

84	Individual Game Records
86	Individual Season Records
92	Individual Career Records
98	Season Team Records
102	Miscellaneous Team Records
104	Post-Season Records
105	Post-Season Appearances

### HISTORY

113	Year-By-Year Results
121	MVFC Records
126	All-Americans
128	Academics
130	All-Time Letterwinners
134	All-Time Coaches

#UNIFIGHT

COACHING STAFF

PLAYER PROFILES

OPPONENTS

2015 REVIEW

RECORDS



## PERSONNEL BREAKDOWN



### STARTERS RETURNING/LOST

Offense - 8	
Player	Position
Aaron Bailey - SR	QB
Tyvis Smith - SR	RB
Daurice Fountain - JR	WR
Charles Brown - SR	WR
Cal Twait - SO	OL
Chris Schleuger - JR	OL
Robert Rathje - SR	OL
Trevor Hanson - SR	OL
Defense - 4	
Player	Position
Karter Schult - SR	DL
Preston Woods - JR	DL
D'Shawn Dexter - SR	LB
Jared Farley - JR	LB
Special Teams - 2	
Player	Position
Sam Kuhter - SR	P
Trent Simpson - SR	LS
Starters Lost - 9	
Player	Position
Braden Lehman	TE
Jacob Rathmacher	OL
Isaac Ales	DL
Tim Kilfoy	DB
Deiondre' Hall	FS
Brett McMakin	LB
Edwin Young	CB
Makinton Dorleant	CB
Michael Schmadeke	PK

### LETTERMEN RETURNING

#### OFFENSE

Dalton Demos (QB), Eli Dunner (QB), Aaron Bailey (QB), Michael Malloy (RB), Tyvis Smith (RB), J'Veyon Browning (RB), Wes Burnside (RB), Griffin Gaeta (TE), Elias Nissen (TE), Charles Brown (WR), Marcus Weymiller (WR), Daurice Fountain (WR), Logan Cunningham (WR), Cody McCoy (WR), Jacob Appleman (OL), Lee Carhart (OL), Trevor Hanson (OL), Robert Rathje (OL), Cal Twait (OL)

#### DEFENSE

A.J. Allen (LB), Ray Buchanan Jr. (DB), D'Shawn Dexter (LB), Bryce Douglas (DL), Jared Farley (LB), Duncan Ferch (LB), Griffin Gaeta (DL), Rashadeem Gray (DB), Damon Hendrix (DB), Barkley Hill (LB), Rickey Neal (LB), Karter Schult (DL), D.J. Singleton (DB), Ezra Szczyrbak (DL), Jamison Whiting (DB), Preston Woods (DL)

#### SPECIALISTS

Sam Kuhter (P), Trent Simpson (LS)



### LETTERMEN LOST

Isaac Ales (DL), Logan Bieghler (P), Makinton Dorleant (DB), Joe Feldpausch (DB), Deiondre' Hall (DB), Rod Hall (WR), Savon Huggins (RB), De'Angelo Jennings (LB), Trevor Jorgenson (OL), Tim Kilfoy (DB), Sawyer Kollmorgen (QB), Braden Lehman (TE), Brett McMakin (LB), Ronelle McNeil (DL), Darrian Miller (RB), Wyatt Peiffer (DL), Justin Putney (OL), Jacob Rathmacher (OL), Sam Rohr (TE), Shawn Rush (DL), Michael Schmadeke (PK), Jordan Webb (DB), Blake Willson (LB), Edwin Young (DB)

### 2015 REDSHIRTS

Rickey Grimes (LB), Dewayne Collings (DB), Trevor Allen (RB), Aaron Graham (RB), Tyler Eads (DB), Jesse Cardenas (LB), Colton Lueck (OL), Sam Drysdale (PK), Hezekiah Applegate (DL), Philip Arendt (OL), Jackson Scott-Brown (OL), Jaylin James (WR), Connor Ham (WR), Taylor Otterstatter (TE), Seth Thomas (DL)

### 2016 TRANSFERS

Christian Perez (TE), Colton Howell (QB), Emmett Lynch (S), Austin Errthum (PK), Malcom Washington (CB), Tyrell Lyons (S)

### 2016 NEWCOMERS

Spencer Brown (TE), Desmond Chapple (DL), Chris Dobernecker (LS), Nick Ellis (OL), Christian Ellsworth (QB), Austin Evans (ATH), Nick Fossey (WR), Garrett Graf (LB), Jake Hartford (DB), Nikholi Jaghai (DB), Christian Jegen (WR), Jake Kestel (OL), Alfonzo Lambert Jr. (LB), Marcel Minniefield (DL), Briley Moore (TE), Isaiah Nimmers (DB), Sonny Onken (DL), Christian Perek (TE), Trey Recknor (LB), Davonius Reed (OL), Jalen Rima (WR), Korby Sander (DB), Jamahl Scott (RB), Elerson Smith (DL), Brawntae Wells (DL), Isaiah Weston (WR), Brison White (DB), Markail Williams (LB), Xavior Williams (ATH)



### ALPHABETICAL ROSTER

No.	Name	Pos.	Ht.	Wt.	Yr.	Hometown/Prev. School
23	A.J. Allen	LB	6-2	204	So.	Waukee, Iowa/Waukee
25	Trevor Allen	RB	6-1	198	R-Fr.	Waukee, Iowa/Waukee
64	Hezekiah Applegate	DL	6-3	270	R-Fr.	Johnston, Iowa/Johnston
52	Jacob Appleman	OL	6-6	302	So.	Rock Island, Ill./Alleman
66	Philip Arendt	OL	6-2	289	R-Fr.	Iowa City, Iowa/Regina
15	Aaron Bailey	QB	6-2	226	Sr.	Bolingbrook, Ill./Bolingbrook/Illinois
3	Willie Beamon	DB	5-11	170	So.	Lincoln, Neb./Southeast
4	Charles Brown	WR	5-10	175	Sr.	Fort Meyers, Fla./Fort Meyers
90	Spencer Brown	OL	6-8	235	Fr.	Lenox, Iowa/Lenox
34	J'Veyon Browning	RB	5-9	195	Jr.	Kansas City, Kan./F.L. Schlagle
6	Ray Buchanan Jr.	DB	5-11	180	Sr.	Suwanee, Ga./Peachtree Ridge/Arkansas
44	Wes Burnside	RB	5-9	202	Sr.	Dysart, Iowa/Union/Iowa Central
51	Jesse Cardenas	LB	6-2	225	R-Fr.	Lakeville, Minn./Lakeville North
60	Lee Carhart	OL	6-4	297	Jr.	Omaha, Neb./Creighton Prep
49	Desmond Chapple	DL	6-5	235	Fr.	Edwardsville, Ill./Edwardsville
13	Dewayne Collins	DB	6-2	195	R-Fr.	Chicago, Ill./Wendell Phillips Academy
16	Logan Cunningham	WR	5-11	190	Sr.	Arcadia, Ind./Arcadia
5	Dalton Demos	QB	6-6	203	Sr.	St. Louis, Mo./CBC/Hutchinson CC
30	D'Shawn Dexter	LB	5-11	200	Sr.	Orlando, Fla./East River/Iowa Central
98	Bryce Douglas	DL	6-2	335	So.	Plainfield, Ill./Plainfield/Illinois
14	Eli Dunne	QB	6-4	227	So.	Grinnell, Iowa/Grinnell
50	Matt Easley	PK	5-11	200	Sr.	Newton, Iowa/Newton
71	Nick Ellis	OL	6-5	275	Fr.	Parkersburg, Iowa/Aplington-Parkersburg
17	Christian Ellsworth	QB	6-4	220	Fr.	St. Libory, Neb./Grand Island Northwest
58	Austin Errthum	PK	5-10	185	So.	Kalona, Iowa/Mid-Prairie/Drake
27	Austin Evans	DB	6-2	195	Fr.	Kansas City, Mo./Archbishop O'Hara
46	Jared Farley	LB	6-1	221	Jr.	Cedar Falls, Iowa/Cedar Falls
39	Duncan Ferch	LB	6-2	226	So.	State Center, Iowa/West Marshall
--	Nick Fossey	WR	6-2	180	Fr.	Lakeville, Minn./Lakeville North
10	Daurice Fountain	WR	6-3	203	Jr.	Madison, Wis./James Madison Memorial
42	Griffin Gaeta	TE	6-6	247	Sr.	Muscatine, Iowa/Muscatine
53	Garrett Graf	LB	6-0	200	Fr.	Verona, Wis./Middleton
37	Aaron Graham	RB	6-1	189	R-Fr.	Oak Grove, Mo./Oak Grove
20	Rashadeem Gray	DB	5-10	170	Jr.	Whitefish Bay, Wis./Whitefish Bay
56	Rickey Grimes	LB	6-1	205	R-Fr.	Eldridge, Iowa/North Scott
69	Trevor Hanson	OL	6-6	290	Sr.	West Des Moines, Iowa/Valley
48	Jake Hartford	LB	6-3	210	Fr.	Circle Pines, Minn./Centennial
22	Damon Hendrix	DB	6-1	215	Sr.	Phoenix, Ariz./Camelback/Phoenix College
33	Barkley Hill	LB	6-0	223	Sr.	Denver, Iowa/Cedar Falls/Iowa
11	Colton Howell	QB	6-2	210	So.	Wichita, Kan./Bishop Carroll/Butler CC
24	Nikholi Jaghai	DB	5-10	170	Fr.	Miami Garden, Fla./Flanagan
83	Jaylin James	WR	6-4	176	R-Fr.	Des Moines, Iowa/East
81	Xavier James	WR	6-2	175	Jr.	Des Moines, Iowa/East
21	Christian Jegen	WR	6-1	195	Fr.	Shawnee, Kan./Mill Valley
73	Jake Kestel	OL	6-5	290	Fr.	Norwalk, Iowa/Norwalk
92	Sam Kuhter	P	6-0	207	Jr.	Toledo, Iowa/South Tama
88	Michael Kuntz	P	6-1	179	So.	Cedar Falls, Iowa/Cedar Falls
40	Alfonzo Lambert Jr.	LB	6-1	200	Fr.	Rockford, Ill./Auburn
55	Colton Lueck	OL	6-4	277	R-Fr.	Dyersville, Iowa/Beckman Catholic
--	Emmett Lynch	DB	6-0	187	So.	Chicago, Ill./Rich Central/Northern Illinois
1	Tyrell Lyons	DB	6-1	213	Jr.	Jacksonville, Fla./First Coast/Florida State
31	Michael Malloy	RB	6-0	210	Sr.	Sioux City, Iowa/Bishop Heelan/Iowa
84	Cody McCoy	WR	6-1	208	Sr.	Altoona, Iowa/Southeast Polk
96	Marcel Minniefield	DL	6-2	295	Fr.	Lee's Summit, Mo./Lee's Summit West

#UNIFIGHT

COACHING STAFF

PLAYER PROFILES

OPPONENTS

2015 REVIEW

RECORDS



## ALPHABETICAL ROSTER

38	Marcus Montgomery	DB	5-10	193	Jr.	Johnston, Iowa/Johnston/Iowa Western
86	Briley Moore	TE	6-4	200	Fr.	Blue Springs, Mo./Blue Springs South
7	Rickey Neal	LB	6-3	218	So.	Racine, Wis./Horlick
26	Isaiah Nimmers	DB	5-9	176	Fr.	Cedar Rapids, Iowa/CR Washington
85	Elias Nissen	TE	6-6	237	So.	Springville, Iowa/Springville
94	Sonny Onken	DL	6-4	245	Fr.	Norwalk, Iowa/Norwalk
89	Taylor Otterstatter	TE	6-6	244	R-Fr.	Mayer, Minn./Mayer Lutheran
43	Christian Perez	DL	6-3	245	So.	Harlem, N.Y./John F. Kennedy/Monroe College
--	Nick Phillips	WR	5-9	185	Fr.	Iowa City, Iowa/Regina
78	Tyler Putney	TE	6-7	280	So.	Forest City, Iowa/Forest City
72	Robert Rathje	OL	6-3	295	Sr.	Van Horne, Iowa/Benton Community
54	Trey Recknor	LB	6-2	227	Fr.	Mt. Horeb, Wis./Mt. Horeb
65	Davonius Reed	DL	6-2	285	Fr.	Parkersburg, Iowa/Aplington-Parkersburg
99	Adam Reth	DL	6-5	271	Jr.	Manchester, Iowa/Manchester-West Delaware
67	Byron Rich	OL	6-4	315	Jr.	Mobile, Ala./McGill-Toolen/Fort Scott CC
87	Jalen Rima	WR	6-2	180	Fr.	Cedar Rapids, Iowa/CR Prairie
36	Korby Sander	DB	6-1	205	Fr.	Belmond, Iowa/Belmond-Klemme
93	Karter Schult	DL	6-2	265	Sr.	Tripoli, Iowa/Tripoli
12	Reggie Schulte	QB	6-2	205	Jr.	Cedar Rapids, Iowa/Xavier
28	Jamahl Scott	DB	5-11	170	Fr.	St. Louis, Mo./Kirkwood
74	Jackson Scott-Brown	OL	6-5	307	R-Fr.	Council Bluffs, Iowa/St. Alberts
82	Trent Simpson	LS	6-0	243	Sr.	Des Moines, Iowa/Dowling Catholic/Ellsworth CC
18	D.J. Singleton	DB	6-3	199	Sr.	Union, N.J./St. Peter's Prep/Nebraska
97	Zach Skibinski	DL	6-4	250	Jr.	Sioux City, Iowa/Bishop Heelan
47	Elerson Smith	DL	6-7	200	Fr.	Minneapolis, Minn./Minneapolis South
32	Tyvis Smith	RB	6-3	224	Sr.	Davenport, Iowa/Central
77	Bryce Sweeney	OL	6-7	316	Jr.	Sioux City, Iowa/Bishop Heelan
91	Ezra Szczyrbak	DL	6-5	278	So.	Moose Lake, Minn./Moose Lake
41	Blake Thomas	LB	6-2	206	So.	Waterloo, Iowa/Waterloo West
95	Seth Thomas	DL	6-6	244	R-Fr.	Stillwell, Kan./Blue Valley Southwest
75	Cal Twait	OL	6-7	286	So.	Manson, Iowa/Manson-Northwest Webster
2	Malcolm Washington	DB	6-2	179	Jr.	Houston, Texas/Alief Elsie/Fresno State
63	Brawntae Wells	DL	6-4	258	Fr.	Des Moines, Iowa/Dowling Catholic
80	Isaiah Weston	WR	6-4	195	Fr.	Albertville, Minn./St. Michael Albertville
8	Marcus Weymiller	WR	5-11	203	So.	Waukon, Iowa/Waukon
--	Brison White	DB	5-10	215	Fr.	Woodbury, Minn./East Ridge
29	Jamison Whiting	DB	6-3	188	Sr.	Minneapolis, Minn./Washburn
45	Markail Williams	LB	6-4	218	Fr.	St. Louis, Mo./Pattonville
9	Xavior Williams	DB	6-0	175	Fr.	Burlington, Iowa/Notre Dame
61	Preston Woods	DL	6-2	264	Jr.	South St. Paul, Minn./South St. Paul



### NUMERICAL ROSTER

No.	Name	Pos.	Ht.	Wt.	Yr.	Hometown/Prev. School
1	Tyrell Lyons	DB	6-1	213	Jr.	Jacksonville, Fla./First Coast/Florida State
2	Malcolm Washington	DB	6-2	179	Jr.	Houston, Texas/Alief Elsik/Fresno State
3	Willie Beamon	DB	5-11	170	So.	Lincoln, Neb./Southeast
4	Charles Brown	WR	5-10	175	Sr.	Fort Meyers, Fla./Fort Meyers
5	Dalton Demos	QB	6-6	203	Sr.	St. Louis, Mo./CBC/Hutchinson CC
6	Ray Buchanan Jr.	DB	5-11	180	Sr.	Suwanee, Ga./Peachtree Ridge/Arkansas
7	Rickey Neal	LB	6-3	218	So.	Racine, Wis./Horlick
8	Marcus Weymiller	WR	5-11	203	So.	Waukon, Iowa/Waukon
9	Xavior Williams	DB	6-0	175	Fr.	Burlington, Iowa/Notre Dame
10	Daurice Fountain	WR	6-3	203	Jr.	Madison, Wis./James Madison Memorial
12	Reggie Schulte	QB	6-2	205	Jr.	Cedar Rapids, Iowa/Xavier
13	Dewayne Collins	DB	6-2	195	R-Fr.	Chicago, Ill./Wendell Phillips Academy
14	Eli Dunne	QB	6-4	227	So.	Grinnell, Iowa/Grinnell
15	Aaron Bailey	QB	6-2	226	Sr.	Bolingbrook, Ill./Bolingbrook/Illinois
16	Logan Cunningham	WR	5-11	190	Sr.	Arcadia, Ind./Arcadia
17	Christian Ellsworth	QB	6-4	220	Fr.	St. Libory, Neb./Grand Island Northwest
18	D.J. Singleton	DB	6-3	199	Sr.	Union, N.J./St. Peter's Prep/Nebraska
20	Rashadeem Gray	DB	5-10	170	Jr.	Whitefish Bay, Wis./Whitefish Bay
21	Christian Jegen	WR	6-1	195	Fr.	Shawnee, Kan./Mill Valley
22	Damon Hendrix	DB	6-1	215	Sr.	Phoenix, Ariz./Camelback/Phoenix College
23	A.J. Allen	LB	6-2	204	So.	Waukee, Iowa/Waukee
24	Nikholi Jaghai	DB	5-10	170	Fr.	Miami Garden, Fla./Flanagan
25	Trevor Allen	RB	6-1	198	R-Fr.	Waukee, Iowa/Waukee
26	Isaiah Nimmers	DB	5-9	176	Fr.	Cedar Rapids, Iowa/CR Washington
27	Austin Evans	DB	6-2	195	Fr.	Kansas City, Mo./Archbishop O'Hara
28	Jamahl Scott	DB	5-11	170	Fr.	St. Louis, Mo./Kirkwood
29	Jamison Whiting	DB	6-3	188	Sr.	Minneapolis, Minn./Washburn
30	D'Shawn Dexter	LB	5-11	200	Sr.	Orlando, Fla./East River/Iowa Central
31	Michael Malloy	RB	6-0	210	Sr.	Sioux City, Iowa/Bishop Heelan/Iowa
32	Tyvis Smith	RB	6-3	224	Sr.	Davenport, Iowa/Central
33	Barkley Hill	LB	6-0	223	Sr.	Denver, Iowa/Cedar Falls/Iowa
34	J'Veyon Browning	RB	5-9	195	Jr.	Kansas City, Kan./F.L. Schlagle
36	Korby Sander	DB	6-1	205	Fr.	Belmond, Iowa/Belmond-Klemme
37	Aaron Graham	RB	6-1	189	R-Fr.	Oak Grove, Mo./Oak Grove
38	Marcus Montgomery	DB	5-10	193	Jr.	Johnston, Iowa/Johnston/Iowa Western
39	Duncan Ferch	LB	6-2	226	So.	State Center, Iowa/West Marshall
40	Alfonzo Lambert Jr.	LB	6-1	200	Fr.	Rockford, Ill./Auburn
41	Blake Thomas	LB	6-2	206	So.	Waterloo, Iowa/Waterloo West
42	Griffin Gaeta	TE	6-6	247	Sr.	Muscatine, Iowa/Muscatine
43	Christian Perez	DL	6-3	245	So.	Harlem, N.Y./John F. Kennedy/Monroe College
44	Wes Burnside	RB	5-9	202	Sr.	Dysart, Iowa/Union/Iowa Central
45	Markail Williams	LB	6-4	218	Fr.	St. Louis, Mo./Pattonville
46	Jared Farley	LB	6-1	221	Jr.	Cedar Falls, Iowa/Cedar Falls
47	Elerson Smith	DL	6-7	200	Fr.	Minneapolis, Minn./Minneapolis South
48	Jake Hartford	LB	6-3	210	Fr.	Circle Pines, Minn./Centennial
49	Desmond Chapple	DL	6-5	235	Fr.	Edwardsville, Ill./Edwardsville
50	Matt Easley	PK	5-11	200	Sr.	Newton, Iowa/Newton
51	Jesse Cardenas	LB	6-2	225	R-Fr.	Lakeville, Minn./Lakeville North
52	Jacob Appleman	OL	6-6	302	So.	Rock Island, Ill./Alleman
53	Garrett Graf	LB	6-0	200	Fr.	Verona, Wis./Middleton
54	Trey Recknor	LB	6-2	227	Fr.	Mt. Horeb, Wis./Mt. Horeb
55	Colton Lueck	OL	6-4	277	R-Fr.	Dyersville, Iowa/Beckman Catholic
56	Rickey Grimes	LB	6-1	205	R-Fr.	Eldridge, Iowa/North Scott
58	Austin Errthum	PK	5-10	185	So.	Kalona, Iowa/Mid-Prairie/Drake

#UNIFIGHT

COACHING STAFF

PLAYER PROFILES

OPPONENTS

2015 REVIEW

RECORDS



## NUMERICAL ROSTER

60	Lee Carhart	OL	6-4	297	Jr.	Omaha, Neb./Creighton Prep
61	Preston Woods	DL	6-2	264	Jr.	South St. Paul, Minn./South St. Paul
63	Brawntae Wells	DL	6-4	258	Fr.	Des Moines, Iowa/Dowling Catholic
64	Hezekiah Applegate	DL	6-3	270	R-Fr.	Johnston, Iowa/Johnston
65	Davonius Reed	DL	6-2	285	Fr.	Parkersburg, Iowa/Aplington-Parkersburg
66	Philip Arendt	OL	6-2	289	R-Fr.	Iowa City, Iowa/Regina
67	Byron Rich	OL	6-4	315	Jr.	Mobile, Ala./McGill-Toolen/Fort Scott CC
69	Trevor Hanson	OL	6-6	290	Sr.	West Des Moines, Iowa/Valley
71	Nick Ellis	OL	6-5	275	Fr.	Parkersburg, Iowa/Aplington-Parkersburg
72	Robert Rathje	OL	6-3	295	Sr.	Van Horne, Iowa/Benton Community
73	Jake Kestel	OL	6-5	290	Fr.	Norwalk, Iowa/Norwalk
74	Jackson Scott-Brown	OL	6-5	307	R-Fr.	Council Bluffs, Iowa/St. Alberts
75	Cal Twait	OL	6-7	286	So.	Manson, Iowa/Manson-Northwest Webster
77	Bryce Sweeney	OL	6-7	316	Jr.	Sioux City, Iowa/Bishop Heelan
78	Tyler Putney	TE	6-7	280	So.	Forest City, Iowa/Forest City
80	Isaiah Weston	WR	6-4	195	Fr.	Albertville, Minn./St. Michael Albertville
81	Xavier James	WR	6-2	175	Jr.	Des Moines, Iowa/East
82	Trent Simpson	LS	6-0	243	Sr.	Des Moines, Iowa/Dowling Catholic/Ellsworth CC
83	Jaylin James	WR	6-4	176	R-Fr.	Des Moines, Iowa/East
84	Cody McCoy	WR	6-1	208	Sr.	Altoona, Iowa/Southeast Polk
85	Elias Nissen	TE	6-6	237	So.	Springville, Iowa/Springville
86	Briley Moore	TE	6-4	200	Fr.	Blue Springs, Mo./Blue Springs South
87	Jalen Rima	WR	6-2	180	Fr.	Cedar Rapids, Iowa/CR Prairie
88	Michael Kuntz	P	6-1	179	So.	Cedar Falls, Iowa/Cedar Falls
89	Taylor Otterstatter	TE	6-6	244	R-Fr.	Mayer, Minn./Mayer Lutheran
90	Spencer Brown	OL	6-8	235	Fr.	Lenox, Iowa/Lenox
91	Ezra Szczyrbak	DL	6-5	278	So.	Moose Lake, Minn./Moose Lake
92	Sam Kuhter	P	6-0	207	Jr.	Toledo, Iowa/South Tama
93	Karter Schult	DL	6-2	265	Sr.	Tripoli, Iowa/Tripoli
94	Sonny Onken	DL	6-4	245	Fr.	Norwalk, Iowa/Norwalk
95	Seth Thomas	DL	6-6	244	R-Fr.	Stillwell, Kan./Blue Valley Southwest
96	Marcel Minniefield	DL	6-2	295	Fr.	Lee's Summit, Mo./Lee's Summit West
97	Zach Skibinski	DL	6-4	250	Jr.	Sioux City, Iowa/Bishop Heelan
98	Bryce Douglas	DL	6-2	335	So.	Plainfield, Ill./Plainfield/Illinois
99	Adam Reth	DL	6-5	271	Jr.	Manchester, Iowa/Manchester-West Delaware

### Pronunciation Guide

#64 Hezekiah Applegate (Hez-ah-ki-ah)  
 #66 Philip Arendt (Arnt)  
 #34 J'Veyon Browning (Jay-Vee-On)  
 #51 Jesse Cardenas (Jess-ee Car-dee-nas)  
 #14 Eli Dunne (Eee-Lie Done)  
 #50 Matt Easley (Ease-lee)  
 #10 Daurice Fountain (Da-Reese Fown-tan)  
 #42 Griffin Gaeta (Gay-Ta)  
 #20 Rashadeem Gray (Rosh-Ah-Deem)  
 #24 Nikholi Jaghai (Nick-Oh-Lie Jag-Hi)  
 #92 Sam Kuhter (Koo-Ter)  
 #88 Michael Kuntz (Koon-tz)



#55 Colton Lueck (Luke)  
 #86 Briley Moore (Brye-Lee)  
 #72 Robert Rathje (Rach-eee)  
 #87 Jalen Rima (Jay-Len Rhyme-Ah)  
 #97 Zach Skibinski (Ska-Ben-Ski)  
 #47 Elerson Smith (El-Er-Son)  
 #91 Ezra Szczyrbak (Zer-Bek)  
 #63 Brawntae Wells (Brawn-Tay)  
 #8 Marcus Weymiller (Why-Miller)  
 #45 Markail Williams (Mar-Kale)



## ROSTER BY POSITION GROUP (95-MAN ROSTER)

### QUARTERBACKS

5	Dalton Demos	Sr.	6-6	203
12	Reggie Schulte	Jr.	6-2	205
14	Eli Dunne	So.	6-4	227
15	Aaron Bailey	Sr.	6-2	226
17	Christian Ellsworth	Fr.	6-4	220

Coach: Collin Klein

### RUNNING BACKS

25	Trevor Allen	R-Fr.	6-1	198
31	Michael Malloy	Sr.	6-0	210
32	Tyvis Smith	Sr.	6-3	224
34	J'Veyon Browning	Jr.	5-9	195
37	Aaron Graham	R-Fr.	6-1	189
44	Wes Burnside	Sr.	5-9	202

Coach: Bill Salmon

### TIGHT ENDS/FULL BACKS

42	Griffin Gaeta	Sr.	6-6	247
78	Tyler Putney	So.	6-7	280
85	Elias Nissen	So.	6-6	237
86	Briley Moore	Fr.	6-4	200
89	Taylor Otterstatter	R-Fr.	6-6	244

Coach: Nick Danielson

### WIDE RECEIVERS

4	Charles Brown	Sr.	5-10	175
8	Marcus Weymiller	So.	5-11	203
10	Daurice Fountain	Jr.	6-3	203
16	Logan Cunningham	Sr.	5-11	190
21	Christian Jegen	Fr.	6-1	195
80	Isaiah Weston	Fr.	6-4	195
81	Xavier James	Jr.	6-2	175
83	Jaylin James	R-Fr.	6-4	176
84	Cody McCoy	Sr.	6-1	208
	Nick Phillips			
87	Jalen Rima	Fr.	6-2	190
	Nick Fossey	Fr.	6-2	180

Coach: Ryan Mahaffey

### OFFENSIVE LINE

52	Jacob Appleman	So.	6-6	302
55	Colton Lueck	R-Fr.	6-4	277
60	Lee Carhart	Jr.	6-4	297
66	Philip Arendt	R-Fr.	6-2	289
67	Bryon Rich	Jr.	6-4	315
69	Trevor Hanson	Sr.	6-6	290
71	Nick Ellis	Fr.	6-5	275
72	Robert Rathje	Sr.	6-3	295
73	Jake Kestel	Fr.	6-5	290
74	Jackson Scott-Brown	R-Fr.	6-5	307
75	Cal Twait	So.	6-7	286
77	Bryce Sweeney	Jr.	6-7	316
90	Spencer Brown	Fr.	6-8	235

Coach: Ben Barkema

### SPECIAL TEAMS

50	Matt Easley (PK)	Sr.	5-11	200
58	Austin Errthum (PK)	So.	5-10	175
82	Trent Simpson (LS)	Sr.	6-0	243
88	Michael Kuntz (P)	So.	6-1	179
92	Sam Kuhter (P)	Jr.	6-0	207

Coach: Jeremiah Johnson

### DEFENSIVE LINE

43	Christian Perez	So.	6-3	245
47	Elerson Smith	Fr.	6-7	200
49	Desmond Chapple	Fr.	6-5	235
61	Preston Woods	Jr.	6-2	264
63	Brawntae Wells	Fr.	6-4	258
64	Hezekiah Applegate	R-Fr.	6-3	270
65	Davonius Reed	Fr.	6-2	285
91	Ezra Szczyrbak	So.	6-5	278
93	Karter Schult	Sr.	6-2	265
94	Sonny Onken	Fr.	6-4	245
95	Seth Thomas	R-Fr.	6-6	244
96	Marcel Minniefield	Fr.	6-2	295
97	Zach Skibinski	Jr.	6-4	250
98	Bryce Douglas	So.	6-2	335
99	Adam Reth	Jr.	6-5	271

Coach: Bryce Paup

### LINEBACKERS

2	Rickey Grimes	R-Fr.	6-1	205
23	A.J. Allen	So.	6-2	204
26	Rickey Neal	So.	6-3	218
30	D'Shawn Dexter	Sr.	5-11	200
33	Barkley Hill	Sr.	6-0	223
39	Duncan Ferch	So.	6-2	226
40	Alfonzo Lambert II	Fr.	6-1	200
41	Blake Thomas	So.	6-2	206
45	Markail Williams	Fr.	6-4	218
46	Jared Farley	Jr.	6-1	221
48	Jake Hartford	Fr.	6-3	210
51	Jesse Cardenas	R-Fr.	6-2	225
53	Garrett Graf	Fr.	6-0	200
54	Trey Recknor	Fr.	6-2	227

Coach: Jeremiah Johnson

### DEFENSIVE BACKS

2	Malcolm Washington	Jr.	6-2	179
3	Willie Beamon	So.	5-11	170
6	Ray Buchanan Jr.	Sr.	5-11	180
9	Xavior Williams	Fr.	6-0	175
19	Brandon Napoleon	Sr.	5-11	185
20	Rashadeem Gray	Jr.	5-10	170
24	Nikholi Jaghai	Fr.	5-10	170
26	Isaiah Nimmers	Fr.	5-9	176
28	Jamahl Scott	Fr.	5-11	170
29	Jamison Whiting	Sr.	6-3	188

Coach: Brandon Lynch

### SAFETIES

1	Tyrell Lyons	Jr.	6-1	213
6	Ray Buchanan Jr.	Sr.	5-11	180
18	D.J. Singleton	Sr.	6-3	199
20	Rashadeem Gray	Jr.	5-10	170
22	Damon Hendrix	Sr.	6-1	215
27	Austin Evans	Fr.	6-2	195
	Emmett Lynch	So.	6-0	187
36	Korby Sander	Fr.	6-1	205
38	Marcus Montgomery	Jr.	5-10	193

Coach: Olaitan Oguntodu

#UNIFIGHT

COACHING STAFF

PLAYER PROFILES

OPPONENTS

2015 REVIEW

RECORDS



# UNI FOOTBALL TRADITION CONTINUES

**5th** Best Recruiting Class in the FCS in 2016

**6th** In the FCS in the Final FCS Coaches Poll

**14** All-MVFC Selections in 2015, league high

**6** Wins Against Top-25 Opponents in 2015

**20** Years of NFL Experience On Current Staff





## THE PROGRAM

### In the Polls

UNI has finished the year in the Top 25 in 12 of the last 15 seasons, and the Panthers have taken home a top-five ranking in seven of the last 15 seasons. UNI finished the 2015 season ranked No. 6 in the FCS Coaches Poll.

### In Good Company

UNI, Appalachian State and Montana are the only Division I FCS schools that have finished the season ranked in the top-five seven times since 2001.

### Around the Country

Only five Division I football programs in the nation (FBS and FCS) have been ranked in the top-five of the final polls at least seven times since 2001 - USC, Ohio State, Appalachian State, Montana and UNI.

### Home Sweet Home

UNI celebrated the 40th year in the UNI-Dome in 2015 with its 200th win inside the historic building. The Panthers hold a 201-51-1 all-time record in the UNI-Dome.

### Top of the League

UNI has had 46 student-athletes named to the MVFC all-conference first-team since 2007, the most in the league.

### At the Helm

In Missouri Valley Football Conference play, head coach Mark Farley has guided the Panthers to a record of 78-34 for an impressive .696 winning percentage in league play. Farley is the MVFC's all-time coaching wins leader with 78 league victories.

### Panther Opponents

UNI has 79 wins over Top-25 opponents all-time and 20 over Top-10 foes since 2001.



### BY THE NUMBERS

# 18

Appearances in the FCS Playoffs

# 7

Trips to the FCS Semifinals

# 1

FCS National Championship Appearance

# 7

Top-5 Rankings Since 2001

# 16

Missouri Valley Football Conference Titles

# 6

Seasons of 10+ Wins Since 2001

# 201

Wins in the UNI-Dome

# 79

Wins Over Top-25 Opponents

# 2

NFL MVPs as Alums

# 46

First-Team All-MVFC Selections Since 2007,  
The Most in the League

# 78

Wins in the MVFC Under the Direction of  
Mark Farley

### High Ranks

UNI is coming off its 18th FCS playoff appearance and 13th quarterfinal game in program history. The Panthers had six wins against Top-25 opponents in 2015. UNI brought in the fifth best recruiting class in the FCS according to Hero Sports for 2016 and will have over 20-plus years of NFL coaching or playing experience on the 2016 coaching staff.

### Staffing

UNI welcomes back UNI alum and former tight end Ryan Mahaffey to the coaching staff this year as co-offensive coordinator after he spent the last two seasons at Notre Dame. The Panthers also hired Heisman Trophy finalist and Kansas State alum Collin Klein to the program as the UNI quarterbacks coach.

### Taking the Reins

Leading the attack this fall will be the dual threat duo of seniors Aaron Bailey and Tyvis Smith. In 2015, both rushed for more than 1,000 yards, giving UNI two 1,000-yard rushers in the same season for the first time in UNI history. The Panthers finished the season with a school record 3,266 yards on the ground, ranking them No. 15 in the country in rushing offense.

### Defensive Schemes

Karter Schult, a senior out of Tripoli, Iowa, wrapped up last season with a school record 23.0 tackles for loss, ranking him No. 15 in the country. He started all 14 games for the Panthers, earning 82 tackles and 15 sacks while getting selections to the All-MVFC first-team, STATS FCS All-America second-team and CoSIDA Academic All-America first-team.

### Dome Domination

The 2015 season marked the 40th year in the UNI-Dome, with UNI posting an all-time record 201-51-1 inside the facility. It isn't just the players that have made the UNI-Dome special, the fans add a 12th-man atmosphere that is unmatched in FCS football. UNI has finished ranked in the Top 20 in attendance in 12 of the last 15 seasons.

#UNIFIGHT

COACHING STAFF

PLAYER PROFILES

OPPONENTS

2015 REVIEW

RECORDS



## MEDIA POLICIES

### SEASON CREDENTIALS

Season credentials for UNI must be requested through Jordie Lindley (jordan.lindley@uni.edu) or Colin McDonough (colin.mcdonough@uni.edu). Requests must be made prior to media day.

### SINGLE-GAME CREDENTIALS

Credentials for individual games should be requested at least four days in advance to be considered.

### VIDEO HIGHLIGHTS

For highlights of Panther games, contact Assistant AD for New Media, Michelle Van Dorn (michelle.vandorn@uni.edu).

### MEDIA WILL CALL

The will call window for credentials is located in the tunnel leading from the PEC to the UNI-Dome. The window will open two hours prior to kickoff and will close five minutes prior to kickoff.

### MEDIA PARKING

Media parking for UNI home games is located in the Campbell B lot, located east of the UNI-Dome off 23rd street.

### INTERVIEW ROOMS

Staff and no more than four student-athletes will be available for post-game interviews following the game in HPC classroom 200. The room is adjacent to the athletic administration offices, located above the north endzone.

### PRESS BOX LOCATION

The press box is located on the east side of the UNI-Dome. Media can enter the press box on the northeast side of the building.

### PRACTICE POLICIES

UNI's football practices will be open to the media with requests submitted to the communications office at least 24 hours in advance. Media planning to film/photograph practice should contact Jordie Lindley (jordan.lindley@uni.edu) to confirm practice times and location.

### PLAYER AVAILABILITY

All interviews with UNI student-athletes should be coordinated through the athletics communications office. During the season, players are available Mondays after the weekly media luncheon and Tuesdays before or after practice. Telephone interviews may be arranged Monday through Wednesday. All interview requests should be made at least 24 hours in advance.

### STAFF INTERVIEWS

Interviews with the UNI coaching staff should be arranged through the athletics communications office. Head coach Mark Farley is available at the weekly Monday media luncheon and Tuesday and Wednesday before or after practice. UNI assistant coaches are available before or after practice on Tuesday and Wednesday. All interviews with the UNI coaching staff must be approved by the communications office at least 24 hours in advance.

### MEDIA LUNCHEON

Head coach Mark Farley will be available for interview at the weekly Media Luncheon, held each Monday during the season at Pepper's in Cedar Falls. The luncheon begins at noon.

### CONFERENCE CALLS

Head coach Mark Farley is available via teleconference on Tuesdays for the Missouri Valley Football Conference call. Contact UNI communications for more information.

### UNI ATHLETICS COMMUNICATIONS STAFF (2016-17)

Colin McDonough ..... Assistant AD  
(Volleyball, Men's Basketball)  
Office: 319-273-5456  
Cell: 319-415-4059  
Email: Colin.McDonough@uni.edu

Michelle Van Dorn ..... Assistant AD  
(Video, Social Media, Wrestling)  
Office: 319-273-5455  
Cell: 319-290-5301  
Email: Michelle.Vandorn@uni.edu

Jordie Lindley ..... Assistant Director  
(Football, WBB, Cross Country, T&F)  
Office: 319-273-3642  
Cell: 405-474-9293  
Email: Jordan.Lindley@uni.edu

### STUDENT STAFF

Linnea Kangas ..... Student Assistant  
(Swimming & Diving, Tennis)  
Email: LJKangas@uni.edu

Kaila Pacheco ..... Student Assistant  
(Softball, Golf)  
Email: Pachecok@uni.edu

Zach Ratchford ..... Student Assistant  
(Women's Soccer)  
Email: Ratchfoz@uni.edu

Tori Rayner ..... Student Assistant  
Email: Raynert@uni.edu

Corey Clausen ..... Student Assistant  
Email: Clauscaa@uni.edu

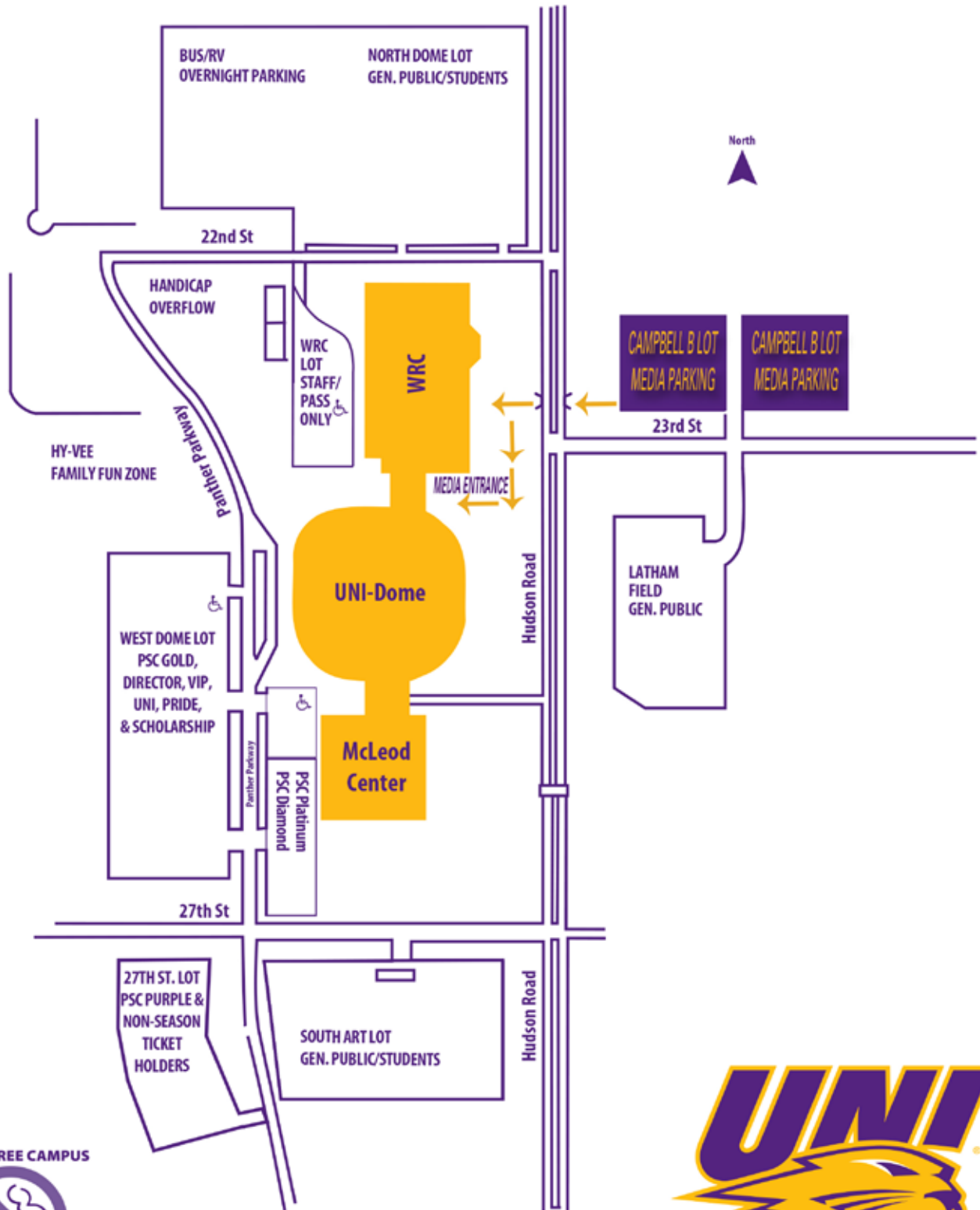
Nicholas Vanderah ..... Student Assistant  
Email: Vanderan@uni.edu

Laney Krause ..... Student Assistant  
(Video)  
Email: Krauste@uni.edu



# CAMPUS MAP

## UNI FOOTBALL GAMEDAY PARKING MAP



SMOKE-FREE CAMPUS



#UNIFIGHT

COACHING STAFF

PLAYER PROFILES

OPPONENTS

2015 REVIEW

RECORDS



## LEARFIELD SPORTS/PANTHER SPORTS NETWORK

### LEARFIELD SPORTS

Panther Sports Properties produces game day radio broadcasts and special programming, syndicated on the Panther Sports Radio Network, which consists of nine stations across the state of Iowa.

Many of these stations also carry "Panther Sports Talk with Mark Farley," a weekly call-in show featuring Panther football coach Mark Farley. Panther Sports Talk airs for 12 weeks during the football season on Thursdays at 6 p.m. In addition, Panther Sports Properties produces radio broadcasts of all Panther women's basketball, volleyball and men's basketball games.

Panther Sports Properties also produces and syndicates a variety of live game telecasts throughout the season. The package includes roughly 12 live television games that air throughout eastern and central Iowa. Check your local listings for more information.



### This Year's TV Schedule...

- 9/10 Montana, 4 p.m.**  
(TV: Panther Sports Network, ESPN3)
- 10/1 Southern Illinois, 4 p.m.**  
(TV: Panther Sports Network, ESPN3)
- 10/22 Missouri State, 1 p.m.**  
(TV: Panther Sports Network, ESPN3)
- 10/29 North Dakota State, 6 p.m.**  
(TV: Panther Sports Network, ESPN3)
- 11/19 South Dakota State, 4 p.m.**  
(TV: MVFC TV, ESPN3)

### IN THE BOOTH

In 2016-17, Gary Rima returns, with his signature catch phrase, "Oh Baby!" for his 23rd year as the radio voice of the Panther football and his 24th year on the radio for men's basketball.

Scott Peterson is back in the booth for his 26th season as football color-analyst on the UNI Sports Network. Peterson was a three-time letterman for UNI in the 1970s and was a teammate of current associate head coach Bill Salmon.



In 2016-17 News/ Talk 1540 KXEL will begin its 17th year as the flagship radio station of the University of Northern Iowa Sports Network. UNI Athletics and The Radio Group of Waterloo have a broadcast agreement that carries the Panthers on the "Blow Torch" through 2017-2018. KXEL will carry all regular and post-season Panther football, women's volleyball, men's basketball games, women's basketball games, wrestling matches, the weekly Mark Farley and Ben Jacobson shows, as well as other special programming focused on UNI Athletics. Panther Sports Properties works to coordinate the Panther Sports Network, which includes nine stations.



### RADIO AFFILIATES

City	Call Letters	Frequency
Cedar Rapids <sup>^</sup>	KGYM-AM	1600 (106.3, 107.5)
Charles City	KCHA-AM	1580
Decorah	KFXE-AM	1160
Waukon	KFXE-AM	1160
Des Moines	KBGG-AM	1700
Fort Dodge	KVFD-AM	1400
Hampton	KQCR-FM	98.9
Mount Pleasant*	KILJ-AM	1130
Mount Pleasant	KILJ-FM	105.5
Waterloo	KXEL-AM	1540
Cedar Falls	KXEL-AM	1540
World Wide Web	UNIPanthers.com	

<sup>^</sup> Partial Schedule

\* Coaches Show only

### PANTHER SPORTS PROPERTIES

Brian Gabel	General Manager (4th Year)
Email:	bgabel@panthersportsproperties.com
Phone:	319-273-4502
Kelsey Motley	Manager (2nd Year, Business Development)
Email:	kmotley@panthersportsproperties.com
Phone:	319-273-4501
Ryan Randall	Coordinator (1st Year, Sales Operations)
Email:	rrandall@panthersportsproperties.com
Phone:	319-273-4503



# SOCIAL MEDIA DIRECTORY

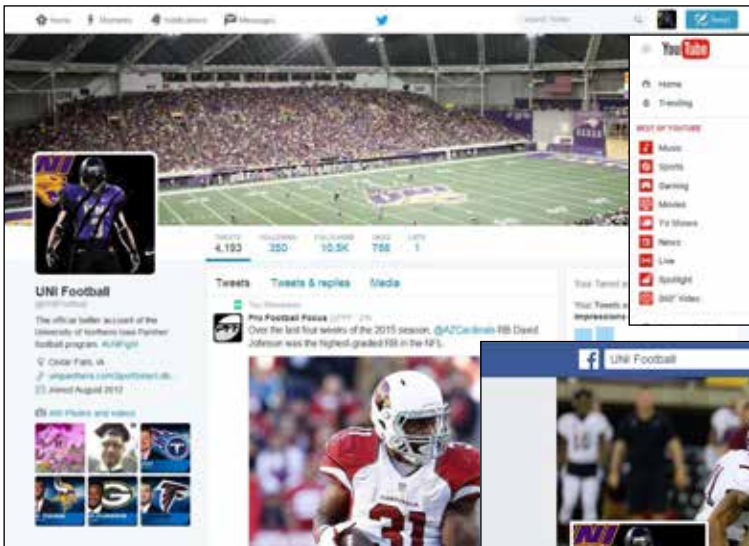



## UNI FOOTBALL SOCIAL MEDIA DIRECTORY

 /UNIFOOTBALL   
  @UNIFOOTBALL   
  @UNIATHLETICS

Head Coach Mark Farley: @CoachMarkFarley  
 Associate Head Coach Bill Salmon: @Coach\_Salmon  
 Co-Offensive Coordinator Ryan Mahaffey: @Coach\_Mahaffey  
 Defensive Coordinator Jeremiah Johnson: @Coach\_J\_Johnson  
 Asst. Head Coach For Defense Brandon Lynch: @CoachLynchUNI

Defensive Line Coach Bryce Paup: @BrycePaup  
 Offensive Line Coach Ben Barkema: @CoachBenBarkema  
 Tight Ends/OT Coach Nick Danielson: @CoachNDanielson  
 Safeties Coach Olaitan Oguntodu: @CoachOguntodu  
 Director of Operations D.J. Hord: @DJHord



UNI Football (@UNIFootball)

The official twitter account of the University of Northern Iowa Panther football program. #UNIFight

4,193 Followers    350 Retweets    10.5K Likes    788 Tweets

Over the last four seasons of the 2015 season, @AFCedman QB David Johnson was the highest-graded QB in the FCS.



UNI Athletics

Northern Iowa Panthers Official Youtube Account

UNI Athletics

Home    Videos    Playlists    Channels    Episodes    About

UNI Athletics Basketball Cover No. 1 UNC



UNI Football School Sports Team

5,777 people like this

Write thanks to like this Page

UNI Football is coached by Mark Farley

The next play is always the most important - Bryce Paup

Definitely the calm voice of reason Coach Paup has a unique coaching style that encourages players to learn from mistakes.



### Who To Follow

Twitter:  
@UNIFootball  
@UNIATHLETICS

Facebook:  
/UNIFootball  
/UNIATHLETICS

Instagram:  
@UNIATHLETICS

Youtube:  
Search - UNI Athletics

SnapChat:  
Search - UNIATHLETICS

#UNIFIGHT

COACHING STAFF

PLAYER PROFILES

OPPONENTS

2015 REVIEW

RECORDS

# 2016 COACHING STAFF





## COACHING STAFF



**MARK FARLEY**  
HEAD COACH | 16th Season



### AWARDS & HONORS

- 2012 UNI Athletics Hall of Fame Inductee
- 2007 Eddie Robinson Award recipient
- 2007 Schutt Sports FCS Coach of the Year
- 2007 Liberty Mutual Coach of the Year finalist
- Led UNI to first perfect regular season in MVFC History (2007)
- Guided UNI to first-ever National Championship game (2005)
- 2005 Northwest Region Coach of the Year
- 2001 AFCA NCAA FCS Region 4 Coach of the Year
- 2001, 2007 MVFC Bruce Craddock Coach of the Year
- Placed 3rd in 2001 Eddie Robinson Award ballot
- Placed 10th in 2003 Eddie Robinson Award ballot
- Placed 12th in 2008 Eddie Robinson Award ballot
- Placed 15th in 2005 Eddie Robinson Award ballot
- Best record (11-3) of all MVFC rookie coaches in 2001

### COACHING EXPERIENCE

- 1986-88: Graduate Assistant, UNI
- 1989-97: Assistant Coach, UNI (LBs)
- 1996: Recruiting Coordinator, UNI
- 1997-2000: Assistant Coach, Kansas (LBs)
- 2001-Present: Head Coach, UNI

### EDUCATION

- Waukon High School, 1981
- UNI, 1987 | Major: Education
- UNI, 1994 | Master's: Health Education

### PLAYING EXPERIENCE

- UNI, 1983-86
- Led the team in tackles from 1984-86
- 1985 MVFC Co-Defensive Player of the Year
- Co-Captain of 1985 FCS National Semifinal team
- Three-time first team all-conference
- Two-time All-American honorable mention
- Two-time academic All-District
- Outstanding Senior Athlete-Variety Club of Iowa
- UNI Purple and Old Gold Award

### PERSONAL

- Hometown: Waukon, Iowa
- Family: Wife, Lori; sons Jake (25) and Jared (20); daughter Jamie (23).

UNI head coach Mark Farley, once known as the “walk on from Waukon”, has led the Panthers to a mark of 129-61 in his 15 years at the helm of the program. Entering his 16th season as the head coach of the Northern Iowa Panthers, Farley is set to hit the ground running.

In Missouri Valley Football Conference play, Farley has guided the Panthers to a record of 78-34 for an impressive .696 winning percentage in league play. Farley is the MVFC’s all-time coaching wins leader with 78 league victories.

Included in that 15-year run for Farley and the Panthers are seven conference championships, nine playoff appearances, 12 top-25 final rankings, three national semifinal appearances and one national title game appearance in 2005. Farley holds the UNI record for postseason coaching victories with 13 with an overall playoff record of 13-9.

Through his leadership, the Panthers have returned to the glory days when they won seven straight conference titles and made seven consecutive FCS playoff appearances in the decade of the ‘90s. In Farley’s 15 years at the helm, UNI has won at least a share of seven Missouri Valley Football Conference titles. UNI has also advanced to the quarterfinals (2003, 2007, 2011, 2015), semifinals (2001, 2008) and the national title game (2005) in seven of those nine playoff appearances. Twelve of Farley’s 15 previous Panther teams have finished the season ranked in the top-25, defeating 79 top-25 ranked foes in the process.

UNI finished the 2015 season ranked No. 6 in the FCS Coaches Poll, its 12th top-25 final ranking with Farley at the helm. He led the Panthers to its fourth FCS quarterfinal appearance since 2001 after taking down six top-25 ranked teams throughout the season. The Panthers broke 11 UNI records and one MVFC record on the way to a 9-5 season where they saw five players earn All-America honors, including Deiondre’ Hall who was voted to seven different teams and was named MVFC Defensive Player of the Year. Hall was drafted by the Chicago Bears in the fourth round of the 2016 NFL Draft.

He coached the tandem of Aaron Bailey (2015 MVFC Newcomer of the Year) and Tyvis Smith to 1,000+ yard rushing performances, the first time in school history that UNI has had two 1,000-yard rushers in the same season. Farley saw the offense shatter the school record for rushing yards in a season, with Bailey setting a UNI record for rushing touchdowns in a season and an MVFC record for rushing scores in a season by a quarterback. Farley also earned his 129th career coaching win during UNI’s second round playoff win over No. 5 Portland State, tying him with Stan Sheriff as UNI’s winningest coach in school history.

The Panthers reached its eighth FCS playoff appearance and 11th top-25 final ranking under the direction of Farley in 2014 after a record breaking season on and off the field. Farley saw six different athletes get named to seven different All-America squads and 13 earn All-Missouri Valley Football Conference honors. During the 2014 season, Farley led the Panthers to wins over then undefeated Illinois State and North Dakota State, ending the Bison’s 33-game winning streak.

Out of UNI’s 13 All-MVFC selections, Farley was key in the development of All-American running back David Johnson, who broke 15 school records during the 2014 season. Johnson was named to four separate All-America squads his senior year, including earning the title of College Football Performance Awards All-Purpose Performer of the Year, eventually getting drafted and starting for the Arizona Cardinals. On the defensive side of the ball, Farley oversaw the Panther corps earn a top-15 ranking in the FCS in eight different categories, including a No. 3 ranking in team sacks.

The 2013 season started on a bright note with the Panthers going 4-0 for the first time since 2007, jumping as high as fourth in the FCS rankings. The Panthers opened the season with a win over FBS and in-state foe Iowa State, defeating the Cyclones 28-20 in Ames. UNI

#UNIFIGHT

COACHING STAFF

PLAYER PROFILES

OPPONENTS

2015 REVIEW

RECORDS



## COACHING STAFF

### SINCE 2001 ...

**133**

All-America Team Selections

**78**

Missouri Valley Football Conference Wins

**124**

Wins Over FCS Opponents

**20**

Wins Over Top-10 Ranked Opponents

**12**

Top-25 Final Rankings

**22**

First-Team All-MVFC Selections

**15**

MVFC Player of the Year Awards

**20**

CoSIDA Academic All-District Selections

**7**

CoSIDA Academic All-Americans

**23**

Student-Athletes to the NFL

**129**

Coaching wins, tied for most in UNI history

spent seven weeks ranked in the top-15 and received votes from both the Coaches and Sports Network polls for the remaining five weeks of the season.

Farley led a young team in 2013 to an overall record of 7-5 and 3-5 in the MVFC. He was at the helm to see 12 student-athletes earn all-conference honors and three finish with All-American recognition, including star placekicker and seven-time All-American Tyler Sievertsen. UNI faced four ranked teams during the season, defeating No. 9 McNeese State and No. 9 Youngstown State, while also playing No. 1 North Dakota State to a one-point game.

During the 2012 season, Farley led a young Panther squad through a rough schedule, finishing 5-6 overall and 4-4 in the MVFC. Farley put confidence in a young quarterback from Oklahoma as Sawyer Kollmorgen guided UNI through the season, eventually picking up MVFC Freshman of the Year and MVFC Newcomer of the Year awards. The Panthers faced two BCS opponents and four ranked FCS opponents during the season.

UNI won back-to-back MVFC titles in 2011 following a 7-1 run through the league. UNI clinched a share of the MVFC title with a 23-20 double-overtime win at Illinois State to close the regular season. The Panthers also achieved Farley's sixth 10-plus win season since taking over in 2001. The Panthers posted a mark of 4-2 against ranked foes in 2011, including a 28-21 win over No. 12-ranked Wofford in the second round of the FCS playoffs.

The Panthers won their third MVFC title in four years in 2010. The Panthers started slow at 2-3 following an overtime loss at Southern Illinois, but rallied to win five games in a row and clinched the regular season conference title with a week remaining in the regular season. UNI eventually dropped a 14-7 opening round NCAA Playoff game to Lehigh to end the 2010 campaign. UNI led the MVFC in rushing offense (216.58 yards/game), rushing defense (104.42 yards/game), sacks (3.08/game) and tackles-for-loss (6.92/game). UNI ranked No. 9 in the nation in sacks, No. 9 in rushing offense and No. 10 in rushing defense.

In 2009, the Panthers rose to No. 2 in the national polls following a 5-1 start to the season. Included in that run was a near-upset of the Iowa Hawkeyes at Kinnick Stadium.

In 2008, Farley directed the Panthers to back-to-back conference championships for

the first time since the 1995-1996 seasons. The Panthers posted a mark of 12-3 overall and earned a No. 3 seed in the NCAA FCS Playoffs. UNI scored a pair of playoff wins over Maine and New Hampshire.

The Panthers' 2007 season will go down in the books as one of the finest ever. UNI became the first team in the 23-year history of the Missouri Valley Football Conference to post a perfect 11-0 regular season. UNI also became the first MVFC team to record a perfect 6-0 mark in road games. The Panthers attained the No. 1 ranking in the Sports Network poll and held the top spot for the final six weeks of the regular season.

As a result of the Panthers' success in 2007, fans came out in droves to the UNI-Dome. UNI set a single-season average attendance record by drawing 16,118 fans per game. Also, for the first time in school history UNI sold out three straight games in the Dome beginning with a Homecoming crowd of 17,074 vs. Southern Illinois, followed by Youngstown State with 16,528 and Indiana State with 16,624.

When the year was done the accolades rolled in with Farley earning National Coach of the Year honors in winning the Eddie Robinson Award, an honor given to the top FCS coach by The Sports Network. Farley was also named the 2007 Bruce Craddock MVFC Coach of the Year.

In 2006, Farley guided the Panthers to another top-25 ranking and a second-place finish in the ultra-competitive Missouri Valley Football Conference. UNI's offense finished the year ranked No. 4 in the nation and senior defensive back Dre Dokes led the nation with seven interceptions.

Farley's 2005 Panthers made school history by reaching the first NCAA FCS national championship game in the program's history. The Panthers reached the final by edging out No. 15 Eastern Washington (38-35), No. 1-ranked New Hampshire (24-21) and No. 4 Texas State (40-37) in overtime.

UNI's 2005 Missouri Valley Football Conference title run is one that will stick in the memory banks of all Panther fans. UNI dropped to 2-2 in the league and 4-3 overall after a disappointing 38-3 loss to Illinois State.

"We talked after that game that our goal was to go from worst to first - and not just first in the Gateway conference," Farley said.

The Panthers then pulled off the unthinkable as they knocked off three-ranked opponents in three weeks to capture a share of



## COACHING STAFF

the conference title.

UNI scored a 21-7 home win over No. 11-ranked Youngstown State. UNI followed it up with an amazing 23-20 double-overtime win at No. 6 Western Kentucky. Western Kentucky was set to win the game on the final play, but UNI's Everett Pedescleaux blocked the field goal and the Panthers eventually won the game on a 20-yard touchdown strike from Eric Sanders to Justin Surrency.

The Panthers concluded their conference run with a dramatic, come-from-behind thriller with No. 4-ranked Southern Illinois in a raucous UNI-Dome in front of 15,536 fans. The Panthers trailed 24-10 entering the fourth quarter but responded with 15 points in the final 15 minutes to score a 25-24 win. UNI scored the go-ahead touchdown on a 4th-and-2 when Sanders hooked up with Jamie Goodwin for a 35-yard score. UNI then held the Salukis when senior linebacker Darin Heideman nabbed SIU running back Arkee Whitlock short of the first down marker and the celebration was on.

"I think it's the most quality team you could put together," Farley said. "When I say a team, it was 56 guys who stepped up, put together a run and beat many teams, and we had to do it on the road. It's hard to put together a team like this without any superstars, but with guys who were always there for you and believed in each other. It's a special group."

Farley earned Northwest Region Coach of the Year honors from Don Hansen's Football Gazette, and he finished 15th in the Eddie Robinson Award balloting. "This is home to me," he said at the time of his selection as UNI's head coach.

"Through football, I've been presented with great opportunities in my life and this is by far the best experience. I am so excited for this opportunity."

In his first season, Farley led the Panthers back to the FCS elite. UNI finished 11-3 overall in 2001, placed first in the Gateway Football Conference with a 6-1 mark, and advanced to the FCS national semifinals for the fifth time in school history. It was the Panthers' first conference title and playoff appearance since 1996.

During the season, UNI defeated five ranked FCS opponents and FBS (Football Bowl Subdivision) opponent Ball State, which went on to defeat Motor City Bowl-bound Toledo later in the year. The Panthers finished the season ranked fourth

in both The Sports Network and ESPN/USA Today final FCS polls.

The conference and the nation took notice. Farley was named the league's Bruce Craddock Coach of the Year and American Football Coaches Association (AFCA) Region 4 Coach of the Year. He placed third in the Eddie Robinson Award balloting. He received 16 first-place votes, the most of any candidate. He still sits atop the conference with the best record for rookie coaches.

The following year did not live up to pre-season expectations following the success of 2001 as the Panthers finished 5-6 overall. Injuries, graduation and inexperience on defense took a toll.

The Panthers re-grouped in 2003 to claim a share of the conference title when it won a hard-fought, come-from-behind contest against previously undefeated and No. 2-ranked Southern Illinois in the final regular season game. UNI went on to defeat No. 24-ranked Montana State in the UNI-Dome in the first round of the playoffs, then was sent on the road to No. 3 and eventual national champion Delaware, where it fell 37-7 on a cold and snowy afternoon to finish 10-3 overall. The Panthers were ranked fifth in The Sports Network/CSTV final Top 25.

Throughout the season, UNI defeated four ranked teams and appeared on television five times. Farley again was a finalist for the Eddie Robinson Award.

When all was said and done in 2004, the Panthers were judged on their first five games, and not their final six. Despite six consecutive victories by an average margin of 23.7 points, UNI couldn't overcome a 1-4 start to begin the year. As a result, the Panthers were passed over for the FCS playoffs but finished on a high with a 7-4 record, including a 5-2 mark in the always tough MVFC to place third behind post-season selections Southern Illinois and Western Kentucky. Their strong finish earned them a No. 25 ranking in both The Sports Network and ESPN/USA Today final polls.

Farley grew up not far from Cedar Falls, and the UNI-Dome, in a small community called Waukon. He was a three-sport standout at Waukon High School. He played quarterback his junior year and tailback his senior year, while also seeing time at strong safety. He was a forward on the basketball team (all-conference two years) and a pitcher and short stop

### FARLEY vs. ALL OPPONENTS

Team	Wins	Losses
Appalachian State	0	1
Ball State	1	0
Brigham Young	0	1
Cal Poly	3	0
Central State	1	0
Delaware	0	2
Drake	4	0
Eastern Illinois	2	0
Eastern Washington	2	0
Hawai'i	0	1
Illinois State	8	8
Indiana State	11	2
Iowa	0	4
Iowa State	2	7
Lehigh	0	1
Maine	2	0
McNeese State	1	0
Minnesota-Deluth	1	0
Minnesota St.-Mankato	2	0
Missouri State	14	1
Montana	0	2
Montana State	1	0
New Hampshire	3	0
Nicholls State	1	0
North Dakota	0	1
North Dakota State	4	5
Northern Arizona	2	0
Northern Colorado	2	0
Northern Michigan	1	0
Northwestern State	1	0
Oklahoma State	0	1
Portland State	1	0
Richmond	0	1
St. Francis (Pa.)	1	0
South Dakota	6	1
South Dakota State	7	3
Southern Illinois	7	8
Southern Utah	2	0
Stephen F. Austin	4	2
Tennessee Tech	1	0
Texas State	1	0
Wayne State (Mich.)	2	0
Western Illinois	11	4
Western Kentucky	3	3
Wisconsin	0	1
Wofford	1	0
Youngstown State	12	1
<b>TOTAL</b>	<b>129</b>	<b>61</b>

#UNIFIGHT

COACHING STAFF

PLAYER PROFILES

OPPONENTS

2015 REVIEW

RECORDS



## COACHING STAFF

for the baseball team (all-conference three years). Despite his success, he wasn't highly recruited and he took a year off before pursuing his college degree.

His job as a truck driver brought him through Cedar Falls each Monday. He would drop into the UNI-Dome to check out the Panther football team. In the fall of 1982, he walked on to the team, redshirting that first season. He received the Special Team Award his second year, then became a starting inside linebacker three years. He earned honorable mention all-America honors twice, was named MVFC co-Defensive Player of the Year, was selected a team co-captain, and was named a two-time academic all-American. He led the team in tackles three consecutive years.

During Farley's three years as a starter, UNI compiled a 27-7-1 record and advanced to the 1985 FCS semifinals.

"When I came (for the interview), I wanted to stop back (in the Dome)," Farley said. "I came to the doors and I stood on that balcony on the concourse. I just wanted to get that energy from the Dome, because there's still something about this place. I looked at the banners and remembered the players that were here. We can be proud of this university in football."

Farley went straight from a player to a graduate assistant for two years under Coach Darrell Mudra and then was elevated to a full-time assistant. Between 1987-96, he was the position coach for such former UNI stars as Bryce Paup, James Jones, William Freaney and Andre Allen. Paup and Jones went on to play in the NFL, of course, while Allen and Freaney played in the Arena League and CFL. Four times Farley's players were named league Defensive Players of the Year.

In total, he coached five UNI all-Americans and 22 all-conference selections the first time around on staff. He also was the punt return specialist. That segment had a NCAA average ranking of sixth from 1989-1993, with two second-place statistical rankings. He also served as the team's Strength and Speed Coordinator. He was a Certified Strength and Conditioning Specialist and a Certified Level 1 Coach of the U.S. Weightlifting Federation. He designed and coordinated the reconstruction of UNI's strength facility and implemented individualized computer weight training programs.

With the success of individual players, the Panther program grew into a national

power under Mudra and then, Terry Allen. As previously mentioned, UNI won seven consecutive MVFC titles, made seven straight FCS playoff appearances between 1990-1996, eight total, including advancing to two semifinal games. The Dome was packed with several sellouts.

In an interview following Farley's hiring, Mudra, a former head coach at Florida State, now retired and living in Florida, said,

"I had three helpers who went on to become NFL head coaches. Farley is as good as any coaching prospect I worked with. I just feel like (UNI) couldn't have hired a better guy. He's a perfect fit for that situation. I think he's bright - real bright. Probably the most important thing is, he's really involved in football. If you cut his head open, nothing would come out but footballs. He's real intense."

Jones, a 1991 NFL third-round pick by the Cleveland Browns, said of Farley in a post-hire interview, "He makes athletes get the most out of themselves. One thing all of us under him did was work hard. That's the way he coached it, and that's what he expected out of you. He was just one of those coaches you wanted to go out there and play your hardest for. He'll probably still have (that) energy when he's 65. That's just Coach Farley."



Head coach Mark Farley has 129 wins through 15 seasons, tying him as the all-time winningest coach in UNI history. His 129 wins are the most by a head coach at a Valley school.

When Terry Allen left the Panthers in 1997 to become head coach at the University of Kansas, Farley was one of UNI's assistants to follow. Farley was the Jayhawks' inside and outside linebacker coach.

In Lawrence, he coached two all-Big 12 players, one all-American and five Players of the Week. He produced the KU all-time sack leader for season and career and recruited the 1999 Big 12 Newcomer of the Year. He was rated one of the top recruiters in the Midwest by MoKan Recruiting Service. He also assisted with the punt return and block specialists. His players blocked or returned a punt for a touchdown against 11 of the league teams at least once.

Having worked under, or played for, three of the best football minds in Mudra, Earle Bruce and Allen, there's little doubt Farley knows football. However, it is also his passion, not only for the game, but for the University of Northern Iowa, that has helped carry the Panthers back to the top of FCS football.

"This program is not broken," Farley said upon his appointment. "The previous staff did a good job...We just want to take it a step higher, raise the bar to our expectations at the University of Northern Iowa. We want to win the MVFC - we WILL win the conference ... people are scared to come in (the UNI-Dome). We want to fill this place. You don't know how exciting it was as a player and as a coach with 16,000 people, keys ringing all the time on kickoffs. That's neat. I love it when the opposing team stands at that doorway down there and that is all happening.

"I want our players to feel that because that is a special feeling, and that is why we're here and that's what we're after to achieve, because if you win the Gateway, you can win the national championship. That's how tough this conference is."

Farley also is a players' coach, a coach willing to listen to his players, but who also sets high standards for his team. He set the tone in his first meeting with the squad.

"The first thing that we talked about was this program," he said. "This program is the most important thing. It was here before we were here, and it will be here after we leave. Right now, we represent this program and this university. We represent the community, we represent the state, and we will do everything that we can to put UNI football at the level we're proud of and always have been at this university. This place is important to alumni, just as it is to me."



## COACHING STAFF

#UNIFIGHT

COACHING STAFF

PLAYER PROFILES

OPPONENTS

2015 REVIEW

RECORDS



**BILL SALMON**  
ASSOCIATE HEAD COACH/RBs  
30th SEASON



### AWARDS & HONORS

- 2001 UNI Athletics Hall of Fame

### COACHING EXPERIENCE

- 2001-Present: UNI, Associate Head Coach/Running Backs
- 1998-2000: Kansas, Offensive Coordinator/RBs
- 1997-1999: Kansas, Offensive Coordinator/TEs
- 1996: UNI, Wide Receivers
- 1988-1995: UNI, Running Backs
- 1986-1987: UNI, Wide Receivers
- 1983-1985: UNI, Running Backs

### EDUCATION

- UNI, 1980 | Major: Physical Education

### PLAYING EXPERIENCE

- UNI, 1972-76 (Quarterback)
- 1974 Honorable Mention All-American
- 1974 Honorable Mention All-North Central Conference
- 1975 North Central Conference MVP
- 1975 First-Team All-Conference
- 1975 Third-Team All-America
- Set nine different school record while playing at UNI

### PERSONAL

- Hometown: Cedar Falls, Iowa
- Family: Wife, Kim



Associate head coach Bill Salmon has served as an assistant coach in all 36 Panther FCS playoff games in the program's history and will begin his 30th year as part of the UNI coaching staff. During the 2016 season, Salmon will serve as UNI's Associate Head Coach and will also be in charge of the running backs.

In 2015, Salmon was the leader of an explosive offense that broke the school record for rushing yards in a season (3,266). He coached Tyvis Smith to a 1,000+ rushing performance and helped the Panthers to their first ever season with two 1,000+ rushers in the same year with Aaron Bailey joining Smith in the 1,000-yard club. He was a part of the offensive staff that outscored its opponents by 10.1 points per game, ending the season in the FCS playoff quarterfinals. He coached Bailey to MVFC Newcomer of the Year honors and Tyvis Smith to All-MVFC honorable mention status on the way to UNI finishing ranked in the Top 15 in the country in rushing offense.

Salmon was an integral part of UNI's return to the FCS playoffs during the 2014 season, coaching senior running back David Johnson to a standout season. Johnson broke 15 school records in 2014, earning All-MVFC first-team honors and four separate All-American selections and a spot at the Reese's Senior Bowl and NFL Combine. The UNI offense finished the 2014 season leading the country in red-zone offense and securing a top-30 ranking in scoring offense.

Salmon also helped lead a talented 2013 offense which saw 1,962 yards on the ground and 2,276 yards through the air to combine for 4,238 total offensive yards during the season. Along with his associate head coach and offensive coordinator duties, Salmon served as the running backs coach. Salmon coached first team All-MVFC honoree David Johnson to 1,286 rushing yards in a season.

In 2012, Salmon served as the wide receivers coach along with his offensive coordinator duties, leading the receiving corps to a successful season. Salmon saw senior Terrell Sinkfield rack up 499 yards through the air as one of Sawyer Kollmorgen's main targets. Salmon also led a young group on the receiving team with Brett LeMaster shining as a sophomore with 601 receiving yards and four touchdowns. As offensive coordinator, Salmon helped the UNI offensive finish with 2,594 yards in the air and 1,637 yards on the ground.

During the 2011 campaign, Salmon helped UNI to a 7-1 MVFC record, sharing the MVFC crown. He led the Panther offense to a top-35 scoring offense ranking, sending the team into the quarterfinal round of the FCS Playoffs. He also saw offensive standouts Tirrell Rennis, Jay Tepy and David Johnson receive All-MVFC honors.

In 2010, Salmon led the UNI offense to a No. 9 ranking in the nation in rushing offense and No. 1 ranking in the Missouri Valley Football Conference. Salmon also took over as the Panthers' running backs coach in 2010, where he oversaw the running of honorable mention all-MVFC back Carlos Anderson.

In 2009, Salmon directed the Panther offense to a Missouri Valley Football Conference-best 417.3 yards per game. UNI also topped the MVFC in passing efficiency and ranked 11th in the nation in that category. The Panthers put up 367 points on the season (33.4 per game), including seven games of 28 points or better.

Quarterback Pat Grace was the MVFC first-team selection at quarterback, tight ends Ryan Mahaffey and Schuyler Oordt were second-team honorees, and wide receiver D.J. Hord was named honorable mention under Salmon's guidance.

Salmon (SAHL-mun) rejoined the Panther staff in 2001 as associate head coach, offensive coordinator and assistant in charge of the wide receivers. Prior to his return to UNI, Salmon served as the offensive coordinator at the University of Kansas from 1997-2000. Salmon was



## COACHING STAFF

also the running backs coach for the Jayhawks in 1999 and 2000.

"It's still UNI," he said upon his return to the Cedar Valley. "Still football. Still people I know. It's easy. This is home." Salmon is a native of Cedar Falls, a graduate of Cedar Falls High School and a UNI football alum.

Salmon started three years at quarterback (1973-75) for the Panthers and was known for his excellent throwing arm, quick release, great quickness, speed, football knowledge (he called about 75 percent of his own plays), and was superb at running the Panther veer attack. He ran as good as any running back, and was not afraid to do so.

He was a third team all-America selection and North Central Conference Offensive Player of the Year following his senior campaign when he led UNI to the NCAA Division II playoffs. He set a multitude of school records, including throwing for 4,342 regular season career yards and gaining 5,371 yards in total offense. He was drafted in the 10th round by the Minnesota Vikings, but an off-season knee injury ended his playing career.

Former UNI director of athletics and head football coach, Stan Sheriff, called Salmon "the greatest and smartest quarterback I've ever coached. He can throw the ball a mile, runs like any back and could even kick if we asked him to. I've never seen a quarterback with as much talent, confidence, poise and knowledge as Bill Salmon has. But it's his take-charge attitude and game-breaking capabilities which really makes him great."

Salmon first served as a UNI assistant from 1983-96, coaching the wide receivers and running backs. He was Farley's first appointee when he was hired at UNI as head coach.

"Trust is the number one reason," Farley said when describing why he wanted Salmon on his staff. "I was a defensive coach and I wanted someone I could turn the offense over to, and let them control that phase of the game."

In 2005, the Panthers' offense flourished and set a school record with 6,008 yards of total offense. UNI also set school marks in points scored (449), offensive plays (1,024) and first downs (298). UNI ranked No. 6 in the nation in pass efficiency, No. 31 in passing offense, No. 32 in scoring offense and No. 34 in total offense. The Panthers placed first in the Gateway in passing efficiency, fourth in pass offense, fifth in rushing offense and fifth in total offense.

The Panther offense continued to put up impressive numbers in 2006. UNI ranked No. 4 in the nation in total offense (408.3 yards/game), 8th in passing efficiency (152.45 rating), 10th in rushing offense (219.3 yards/game) and 11th in scoring (31.0 points/game). In 2006, the Panthers led the league in total offense.

In 2007, UNI led the league in total offense (457.31 yards/game) and ranked second in the league in passing efficiency (168.19 rating). The Panther offense set school records for points (469), rushing yards (2,956), rushing touchdowns (39), first downs (322) and rushing first downs (163).

The UNI offense put together one of the finest seasons ever in 2007 under Salmon. The Panthers scored 469 points to set a school record and tallied the most rushing yards (2,956) in school history.

In 2008, the Panther offense set a school record with 661 rushing attempts while earning a No. 3 seed for the FCS playoffs and racking up a school-record tying 12 victories. He tutored a pair of freshmen to the Missouri Valley Football Conference's All-Newcomer team in Jarred Herring and Josh Collins in 2008. Collins led the Panthers with 502 receiving yards and 32 catches, while Herring

led the team with four touchdown receptions.

Salmon has coached 33 Panther all-conference selections, 13 all-Americans and six wide receivers who have gone on to play in the NFL, including wide receiver Dedric Ward, who was a third-round selection in the 1998 NFL draft by the New York Jets.

His wife's name is Kim. He was born Jan. 27, 1954, in Des Moines, Iowa. He graduated from Cedar Falls High School in 1972, where he was an all-conference, all-district and all-state selection and a team MVP.





## COACHING STAFF



**RYAN MAHAFFEY**  
OFFENSIVE COORDINATOR/WRS  
1st SEASON



### COACHING EXPERIENCE

- 2016-Present: UNI, Offensive Coordinator/WRs
- 2014-2015: Notre Dame, Offensive Graduate Assistant
- 2013: UNI, Tight Ends

### EDUCATION

- UNI, 2011 | Major: Economics

### PLAYING EXPERIENCE

- UNI, 2007-2010 (Tight End)
- Two-Time Second-Team All-MVFC
- MVFC All-Newcomer Team
- Two-Time MVFC Scholar-Athlete
- Baltimore Ravens, 2011
- Indianapolis Colts, 2011
- Miami Dolphins, 2012

### PERSONAL

- Hometown: Grinnell, Iowa

Ryan Mahaffey enters his first season as offensive coordinator and wide receivers coach at the University of Northern Iowa. Mahaffey makes his return to his alma mater after spending the last two seasons at the University of Notre Dame.

He was a part of the coaching staff that helped the Fighting Irish to a Music City Bowl win over No. 25 ranked Rutgers in 2014, followed by a Fiesta Bowl appearance in 2015. He helped coach an offense that finished the 2015 season ranked in the top-35 in FBS football in scoring offense and total offense.

Prior to his stint at Notre Dame, Mahaffey was UNI's tight ends coach during the 2013 season.

Mahaffey graduated from UNI in the spring of 2011 with a degree in economics. He signed with the Baltimore Ravens as an undrafted free agent in June of 2011 and spent time with the Colts and Miami Dolphins prior to volunteering as an assistant coach during spring drills at UNI in 2013. With the Colts, Mahaffey saw action in five games with one reception for five yards in 2011 before signing with the Dolphins.

As a Panther, Mahaffey played in 51 career games. He finished with 25 catches for 227 yards during his time in purple and old gold.

Mahaffey was a two-time second team All-MVFC selection and was named to the MVFC All-Newcomer team as a redshirt freshman in 2007. He was also named to the MVFC All-Academic team twice in his career.



#UNIFIGHT

COACHING STAFF

PLAYER PROFILES

OPPONENTS

2015 REVIEW

RECORDS



## COACHING STAFF



**BEN BARKEMA**  
OFFENSIVE LINE  
2nd SEASON



### COACHING EXPERIENCE

- 2015-Present: UNI, Offensive Line
- 2013-2014: Missouri State, Tight Ends
- 2012: Upper Iowa, Defensive Line
- 2009-2011: Iowa State, Offensive Graduate Assistant

### EDUCATION

- Iowa State, 2007 | Major: Business
- Iowa State, 2011 | Master's: Leadership & Policy Studies

### PLAYING EXPERIENCE

- Iowa State, 2003-2007 (Tight End)
- Caught 52 passes for 566 yards and four touchdowns
- Big 12 Commissioner's Honor Roll, 2006-2007
- Big 12 All-Academic, 2007
- Cleveland Browns, 2008

### PERSONAL

- Hometown: Muscatine, Iowa



Ben Barkema is in his second season as offensive line coach for the Panthers.

Barkema, an Iowa native, was the tight ends coach at Missouri State University for two seasons prior to UNI. He also worked with the MSU special teams and was involved with MSU's digital recruiting efforts.

Barkema helped coach an offense that broke the school record for rushing yards in a season in his first year on the staff, coaching the offensive line that ended 2015 ranked No. 15 in the FCS in rushing offense. He saw senior Jacob Rathmacher earn first-team All-MVFC honors as well as true freshman Cal Twait land on the All-Newcomer team.

Barkema has coached three current NFL players in Jake Knott with the Miami Dolphins, A.J. Klein with the Carolina Panthers and Jeremiah George of the Jacksonville Jaguars.

In his first season with Missouri State, Barkema coached two standout tight ends in veteran Matt Swan and newcomer Gannon Sinclair. Swan went on to earn MVFC Scholar-Athlete second team after starting all 12 games while Sinclair earned eight starts and finished with three touchdowns. During his second year, he also saw Sinclair and punter Chris Sullens earn MVFC honorable mention status. Under his direction, Sinclair finished with 20 total starts, 10 touchdowns, 29 receptions and 361 yards through the air.

Prior to his stint in Springfield, Barkema was the defensive line coach for Upper Iowa in Fayette, Iowa, during the 2012 season. He assisted with special teams and video coordination, while recruiting the state of Iowa and Wisconsin. His punt return unit ranked third nationally in NCAA Division II.

Barkema also spent three years as a graduate assistant coach for Iowa State. While with the Cyclones, he was an integral part in recruiting in the state of Missouri and Kansas, while also organizing the offensive scout team. He also worked with the team's linebackers and special teams. During his time with the Cyclones, he coached four All-Big 12 players, including 2011 Big 12 Defensive Player of the Year, A.J. Klein.

Barkema had a standout career as a Cyclone, starting 36 games at tight end from 2003-2007. He caught 52 passes for 566 yards and scored four touchdowns during his career. He matched a career-high with 18 receptions during his senior season in 2007 and completed his college career averaging more than 10 yards per receptions. His tenure in Ames also saw him play in the 2004 Independence Bowl and 2005 Houston Bowl.

His best individual game came in 2005 when he snagged three receptions for 61 yards and touchdown in a 30-16 home win over Colorado. Barkema earned Big 12 Commissioner's Honor Roll status in the fall of 2006 and the spring of 2007 and was also a Big 12 All-Academic selection in 2007.

After finishing his career with the Cyclones, Barkema was signed by the Cleveland Browns as an undrafted free agent following the 2008 NFL Draft. He then returned to Ames for the 2009 season as the programs graduate assistant.

A native of Muscatine, Iowa, Barkema was a three-sport standout, earning all-state honors in football and basketball, leading his basketball team to the state tournament. He was named the Quad City Times' 2003 Male Athlete of the Year.

He earned his undergraduate and master's degrees from Iowa State University in 2007 and 2011. He completed his postgraduate work in education leadership and policy studies.



## COACHING STAFF



**NICK DANIELSON**  
TIGHT ENDS/OFFENSIVE TACKLES  
2nd SEASON



### COACHING EXPERIENCE

- 2015-Present: UNI, Tight Ends & Offensive Tackles
- 2013-2014: Utah, Offensive Graduate Assistant
- 2012: Wyoming, Graduate Assistant
- 2012: Puget Sound (Spring FB), Assistant OL Coach

### EDUCATION

- Occidental College, 2011 | Major: Sociology
- Utah, 2014 | Master's: Educational Psychology

### PLAYING EXPERIENCE

- Occidental College, 2007-2010 (Offensive Lineman)
- Three-Time All-Conference selection
- Team Captain
- Most Valuable Offensive Lineman

### PERSONAL

- Hometown: Snohomish, Wash.

Nick Danielson is in his second season as the UNI tight ends and offensive tackles coach.

Danielson was a part of the UNI offensive staff that saw the Panthers reach new heights in 2015, including setting a school record for rushing yards in a season along with Top-25 FCS rankings in rushing offense, first downs and red-zone offense. He coached senior tight end Braden Lehman to All-MVFC honorable mention after he averaged 10.8 yards per catch.

Prior to working with the Panthers, Danielson served as an offensive graduate assistant at Utah. He also held a similar position at Wyoming in 2012 before spending the following season as the tight ends coach with the Cowboys.

Danielson's first job was as a player-coach for the Arlanda Jets in Märsta, Sweden in 2011. He also helped coach the Jets' U11, U13 and U15 junior teams.

He spent the spring of 2012 as an assistant offensive line coach at the University of Puget Sound before accepting a graduate assistantship at Wyoming that summer.

Danielson was a three-time all-conference offensive lineman for Occidental College, where he lettered from 2007-10. He was a team captain and Occidental's Most Valuable Offensive Lineman as a senior. He also participated in track at Occidental.

The Snohomish, Wash., native earned a bachelor's degree in sociology from Occidental in 2011.



#UNIFIGHT

COACHING STAFF

PLAYER PROFILES

OPPONENTS

2015 REVIEW

RECORDS



## COACHING STAFF



**COLLIN KLEIN**  
QUARTERBACKS  
1st SEASON



### COACHING EXPERIENCE

- 2014-2015: Kansas State, Graduate Assistant

### EDUCATION

- Kansas State, 2011 | Major: Business, financial services and controlership

### PLAYING EXPERIENCE

- Kansas State, 2008-2012
- Ranks in the top-10 all-time at KSU in 34 statistical categories
- Led KSU to a 21-5 record in his final two seasons
- Team Captain
- First QB from a BCS AQ school in the BCS era to rush for at least 20 scores and pass for 10 in consecutive seasons.
- 2012 Johnny Unitas Award Winner
- Finished third in the 2012 Heisman Trophy voting
- Led KSU to a No. 1 rank, a Big 12 Championship and a Fiesta Bowl berth in 2012.

### PERSONAL

- Hometown: Loveland, Colo.
- Family: Wife, Shalin

Collin Klein will begin his first season with the UNI Panthers as the quarterbacks coach in 2016.

Klein comes to UNI after spending the last two seasons as a graduate assistant with his alma mater coaching the quarterbacks. Klein graduated from Kansas State in 2011 with a degree in business financial services and controllership.

The Loveland, Colo., native helped quarterback Jake Waters pass for a Kansas State record 3,501 yards in 2014 while also improving the play of several quarterbacks in 2015 while the Wildcats battled injuries. He served as an assistant director of recruiting and defensive quality control coach in his first year on staff and was an offensive graduate assistant in 2015.

As a student-athlete at Kansas State, Klein ranks in the program's top-10 in 34 different statistical categories. He led the Wildcat offense and program to a 21-5 record in his final two seasons as a starter and team captain and was the first quarterback from a BCS AQ school in the BCS era to rush for at least 20 scores and pass for 10 in consecutive seasons after doing so in 2011 and 2012.

He was the 2012 Johnny Unitas Award Winner, an award given to the nation's top senior quarterback, and finished third in Heisman Trophy voting. He also led Kansas State to a No. 1 national ranking, a Big 12 Championship and a Fiesta Bowl berth in the same year.

Klein and his wife, Shalin, a former Wildcat women's basketball player, reside in Cedar Falls.





## COACHING STAFF

#UNIFIGHT

COACHING STAFF

PLAYER PROFILES

OPPONENTS

2015 REVIEW

RECORDS



**JEREMIAH JOHNSON**  
DEFENSIVE COORD./LINEBACKERS  
10th SEASON



### COACHING EXPERIENCE

- 2013-Present: UNI, Defensive Coordinator/LBs
- 2009-2012: UNI, Defensive Backs/LBs
- 2007-2008: UNI, Video Coordinator
- 2003-2006: Loras College, WRs/Secondary
- 2002: Wyoming, Graduate Assistant

### EDUCATION

- Kansas, 2000 | Major: Sports Science
- Loras, 2005 | Master's: Athletic Administration

### PERSONAL

- Hometown: Lawrence, Kan.
- Family: Wife, Nicki; Son, Lane; Daughter, Drew



Jeremiah Johnson will begin his 10th season at UNI, serving as the defensive coordinator and linebackers coach.

Johnson was an integral part of UNI's defensive unit finishing ranked in the top-15 in the country in eight different statistical categories for two consecutive seasons. He has sent multiple defensive players to the NFL, including fourth round pick to the Chicago Bears, Deiondre' Hall, in 2016.

During the 2015 season, the Panthers finished the second ranked No. 13 in passes intercepted, No. 9 in red-zone defense, No. 18 in rushing defense and No. 19 in scoring defense on the way to being one of the most powerful defenses in FCS football. He coached linebacker Brett McMakin to All-America status in 2015 and had McMakin and Jared Farley represented on the All-MVFC squads.

In 2014, he saw two linebackers, Jake Farley and McMakin, earn All-MVFC honors. Farley finished the season leading the Valley in tackles while McMakin ended his season ranked 34th in the country in total sacks.

The 2013 season for the Panthers saw a young defensive core shine while making big plays for the team. Johnson coached the defense to finishing in the top-30 in the FCS in four defensive statistical categories, including being ranked 19th in the country in total defense. Johnson also saw senior linebacker Jordan Gacke finish with All-MVFC honors.

Johnson served as the defensive backs coach during the 2012 season, seeing seniors Varmah Sonie, Garrett Scott and Wilmot Wellington shine for the Panthers. Wellington led the Panthers in tackles with 85. Johnson led Sonie and Scott to 131 combined tackles, with Sonie earning All-MVFC second team and Scott earning honorable mention status.

His previous three seasons at UNI, Johnson served as recruiting coordinator and assistant defensive backs coach. He also split duties as a secondary coach and video coordinator in 2007 and 2008. As an assistant on the defensive side of the ball, UNI's defense finished ranked in the top-25 in total defense in 2007 and 2008 under his direction, also finishing tied for third in the FCS in passes intercepted in 2008.

Johnson, a native of Lawrence, Kan., spent the 2003-2006 seasons at Loras College on the Duhawk coaching staff. Johnson assisted with the defensive backs in 2006 after helping with the wide receivers in 2005. Johnson's first two years at Loras were spent coaching the defensive backs.

Prior to his work at Loras, Johnson was a graduate assistant/video coordinator at the University of Wyoming in 2002.

A 2000 graduate of the University of Kansas with a degree in sports science, Johnson completed his master's degree in athletic administration at Loras in 2005.

Johnson and his wife, Nicki, reside in Cedar Falls with their son, Lane (7) and daughter, Drew (4).



## COACHING STAFF



**BRANDON LYNCH**  
ASSISTANT HEAD COACH FOR DEFENSE  
DBS | 4th SEASON



### COACHING EXPERIENCE

- 2014-Present: UNI, Assistant Head Coach for Defense/DBs
- 2013-Present: UNI, Defensive Backs
- 2011-2012: Lenoir-Rhyne, DBs/Passing Coordinator

### PLAYING EXPERIENCE

- Middle Tennessee State, 2001-2005
- Team Captain, 2002-2003
- Member of MTSU's first Sun Belt Conference Championship in 2001
- Indianapolis Colts, 2006
- Member of the 2006 Super Bowl Championship Colts Squad, 2006
- Tennessee Titans, 2007

### EDUCATION

- Middle Tennessee State, 2006 | Major: Liberal Arts

### PERSONAL

- Hometown: Watertown, N.Y.
- Family: Wife, Francesca; Son, Brandon II; Daughters, Jordan and Peyton



Brandon Lynch will enter his fourth season as an assistant coach for the Panthers, primarily in charge of the defensive backs and is also starting his second season as the assistant head coach for defense in 2016.

In 2015, Lynch coached the secondary to record breaking performances, concluding with all four starting secondary athletes getting a chance at the NFL. He saw consensus All-American Deiondre' Hall go to the Chicago Bears in the fourth round with Makinton Dorleant signing a free agent contract with the Green Bay Packers. He coached the UNI cornerbacks to a No. 13 rank in the FCS in passes intercepted and the UNI defense to a No. 16 rank in scoring defense, thanks in large part to Hall setting a new school record in career pick-sixes in 2015. He coached both Hall and Dorleant to their third straight all-conference nods along with a combined 10 All-America honors, ending their seasons with spots at the NFL Combine and NFLPA Senior Bowl, respectively.

Lynch was an integral part of UNI's defensive unit finishing ranked in the top-15 in the country in eight different statistical categories during the 2014 season. Lynch saw Hall and Dorleant earn their second consecutive All-MVFC honors after a standout season as the anchor for the Panther defense, along with Tim Kilfoy who earned MVFC First-Team while leading the MVFC in interceptions. Lynch was also key in helping Ray Mitchell break the school record for career interception return yards at 270 through two seasons with the Panthers.

Lynch helped a young defensive core of athletes to a successful 2013 season, seeing defensive backs Hall, Ray Mitchell and Dorleant earn All-MVFC honors. Lynch helped a defense to a final ranking of 19th in the FCS in total defense and a ranking of eighth in scoring defense.

Lynch was one of 12 coaches selected to take part in the NCAA and NFL Coaching Academy in Dallas in 2012. He also was part of the Bill Walsh Minority Internship in 2013 where he worked closely with then Minnesota Vikings head coach Leslie Frazier. He was in charge of coaching the defensive backs during the program.

Lynch played college football at Middle Tennessee State. Lynch served as team captain for MTSU in 2002 and 2003. He was a member of Middle Tennessee's first Sun Belt Conference championship team in 2001.

Lynch went on to play in the National Football League for both the Tennessee Titans and the Indianapolis Colts. He was a member of the Super Bowl championship Colts squad in 2006. Lynch was coached by Jeff Fisher and Tony Dungy in the NFL.

Lynch graduated in 2006 with a degree in Liberal Arts. He and his wife, Francesca, have three children - Jordan and Peyton (daughters) and Brandon II.



## COACHING STAFF

#UNIFIGHT

COACHING STAFF

PLAYER PROFILES

OPPONENTS

2015 REVIEW

RECORDS



**BRYCE PAUP**  
DEFENSIVE LINE/PLAYER DEVELOPMENT  
4th SEASON



### COACHING EXPERIENCE

- 2013-Present: UNI, Defensive Line/Player Development
- 2007-2012: Southwest High School (Green Bay), Head Coach

### PLAYING EXPERIENCE

- UNI, 1986-1989
- Earned second team All-America honors in 1989
- Ranked in the top-10 all-time at UNI in five categories
- Three-time All-MVFC performer
- Green Bay Packers, 1990-1994
- Buffalo Bills, 1995-1997
- Earned NFL Defensive MVP in 1995
- Jacksonville Jaguars, 1998-1999

### PERSONAL

- Hometown: Scranton, Iowa
- Family: Wife, Denise; Sons, Alex and Nathan; Daughters, Rachel, Hailey, Lauren, Paige



Bryce Paup is entering his fourth season as the defensive line coach at the University of Northern Iowa. Paup is also in charge of player development.

The 1995 NFL Defensive MVP has taken the Panther defensive line to new heights since taking the reins in 2013. UNI has finished each year ranked in the top-40 nationally in rushing defense, total defense, sacks and tackles for loss.

In 2015, he saw Karter Schult and Isaac Ales anchor a defensive line that finished the season ranked No. 19 in sacks and No. 21 in tackles for loss. They kept teams at bay on the ground, only allowing 124 rushing yards a game, a statistic that puts them at No. 18 in the FCS. Paup was integral in developing Schult from an inside tackle to a defensive end, with Schult breaking the UNI record in tackles for loss in a game, tackles for loss in a season and career quarterback hurries. He led both Schult and Ales to All-Conference nods with Schult also being named to the STATS All-America second-team. Paup also stressed hard work off the field to his linemen, with Schult and Ales earning Academic All-America honors.

Paup was an integral part of UNI's defensive unit finishing ranked in the top-15 in the country in eight different statistical categories during the 2014 season. He led the defensive line to a No. 3 ranking in FCS football in team sacks, seeing defensive lineman Ales finish in the top-35 in tackles for loss and sacks. Under his direction, senior Xavier Williams was named to four different All-America teams and earn a spot in the Senior Shrine Bowl.

Paup led a talented defensive line during the 2013 season, seeing defensive tackle Xavier Williams earn All-America honors. Williams also earned All-MVFC recognition along with fellow defensive lineman Collin Albrecht. Paup coached the line to finish second in the MVFC in tackles for loss and third in team sacks where Albrecht finished in the top-30 in the FCS in sacks per game.

Prior to UNI, Paup served as the head coach at Southwest High School in Green Bay, Wis. from 2007-2012, posting a 43-21 record.

Paup played linebacker at UNI from 1986-1989, earning second team All-America honors in 1989.

Paup went on to have an 11-year career in the National Football League that was highlighted by him earning defensive MVP honors in the league in 1995 for the Buffalo Bills. Paup played from 1990-94 for the Green Bay Packers and moved on to Buffalo to play for the Bills from 1995-97. Paup played two seasons in Jacksonville for the Jaguars before capping his NFL career with the Minnesota Vikings in 2000.

He played 148 games in the NFL and drew 113 starting assignments. Paup was a four-time Pro Bowl selection and tallied 75 career sacks.

Paup has a wife, Denise and six children. His daughters are Rachel (17), Hailey (15), Lauren (9) and Paige (8). He also has two sons, Alex and Nathan. Alex was a linebacker for the Panthers from 2013-14.



## COACHING STAFF



**OLAITAN OGUNTODU**  
SAFETIES  
2nd SEASON



### COACHING EXPERIENCE

- 2015-Present: UNI, Safeties
- 2014: Cal Poly, Defensive Backs
- 2012-2013: Northern Illinois, Graduate Assistant

### PLAYING EXPERIENCE

- Kansas, Safety/Linebacker
- Special Teams Captain, 2010
- Big 12 All-Academic, 2009-2010
- Part of the BCS Orange Bowl and Insight Bowl winning teams

### EDUCATION

- Kansas, 2009 | Major: Finance and Marketing
- Northern Illinois, 2011 | Master's: Business Administration

### PERSONAL

- Hometown: Akure, Nigeria | Mesquite, Texas
- Family: Wife, Dange'; Daughter, Kloie

Olaitan Oguntodu is in his second season as the safeties coach for the Panthers.

In his first season with the Panthers, he coached starting safety Tim Kilfoy to an All-Conference season where he also earned spots on two All-America teams and an NFL rookie camp. He was a part of the defensive staff that helped the Panthers to Top-25 rankings in eight statistical categories, including a No. 13 rank in passes intercepted and a No. 3 rank in turnovers gained. He also coached current Chicago Bear Deiondre' Hall after making the switch to safety, leading him to finish his career as a Panther ranked No. 5 all-time in career interceptions and No. 1 in career pick-sixes.

Oguntodu most recently spent time at Cal Poly as the defensive backs coach. He was integral in creating weekly scouting reports, assisting in the development of special teams schemes and was involved in all aspects of recruiting. He helped lead the defense to a No. 4 ranking in total defense and scoring defense in the Big Sky in 2014.

Prior to his time in San Luis Obispo, he was a graduate assistant at Northern Illinois, working primarily with the linebackers. He was a part of preparing weekly game plans for the defensive staff, signaling defensive calls on game days for linebackers and secondary adjustments along with coaching the linebacker crews in all aspects of run fit responsibilities and pass coverage assignments.

Born in Akure, Nigeria, Oguntodu immigrated to Mesquite, Texas, and played collegiately at the University of Kansas as a safety and linebacker. He was a special teams captain in 2010, also earning Academic All-Big 12 first-team in 2009 and 2010. During his time at Kansas, he was a part of the BCS Orange Bowl and Insight Bowl championship winning teams.

Oguntodu received degrees in finance and marketing from Kansas in 2009 while also achieving his master's degree in business administration in 2011 at Northern Illinois. He and his wife, Dangé Oguntodu, have a 10-year-old daughter, Kloie.





SUPPORT STAFF



**D.J. HORD**  
Director of Operations | 4th Season  
Alma Mater: Notre Dame



**MIKE BURSICK**  
Analytics | 3rd Season  
Alma Mater: Butler



**JED SMITH**  
Strength & Conditioning | 11th Season  
Alma Mater: Minnesota-Morris



**TRAVIS STUEVE**  
Athletic Training | 4th Season  
Alma Mater: Point Loma



**STEVE NURSE**  
Equipment | 24th Season  
Alma Mater: UNI



**STACIA EGGERS**  
Academics | 8th Season  
Alma Mater: UNI



**JUSTIN SCHEMSEL**  
Compliance | 3rd Season  
Alma Mater: North Dakota State



**JORDIE LINDLEY**  
Sports Information | 5th Season  
Alma Mater: Oklahoma State



**DAVID HARRIS**  
Athletic Director | 1st Season  
Alma Mater: Mississippi



**JIM WOHLPART**  
Interim President | 1st Season  
Alma Mater: Tennessee



#UNIFIGHT

COACHING STAFF

PLAYER PROFILES

OPPONENTS

2015 REVIEW

RECORDS

# 2016 PLAYER PROFILES





## RETURNERS

#UNIFIGHT

COACHING STAFF

PLAYER PROFILES

OPPONENTS

2015 REVIEW

RECORDS



### #23 A.J. ALLEN

LB | 6-2 | 204 | SO.  
WAUKEE, IOWA  
WAUKEE HS

**2015:** Played in 11 games as a reserve linebacker and on special teams, earning one start ... notched nine tackles on the season, including eight solo ... had an unassisted tackle against Western Illinois (10/17) ... notched a career-high three solo tackles in UNI's win over #23 Eastern Illinois (11/28) ... had back-to-back games with two solo tackles, including in his first-career start against #2 North Dakota State (12/12).

**2014:** Redshirted.

**High School:** Played football at Waukee High School for Scott Carlson ... was voted a team captain ... helped lead his team to a 10-2 record and a deep playoff run as a senior ... was an All-Conference and All-State honoree as an outside linebacker and a running back ... notched 10 touchdowns in 2013 from rushing, receiving and interceptions ... also lettered in basketball and track and field as a four-time state meet and Drake Relays qualifier.

**Personal:** Son of Andre Allen and Kristina Storm ... father, Andre, was a former football All-American and UNI alum ... has one sibling, Trevor ... majoring in physical education.



### #54 HEZEKIAH APPLGATE

DL | 6-3 | 270 | R-FR.  
JOHNSTON, IOWA  
JOHNSTON HS

**2015:** Redshirted.

**High School:** Started and was the team captain for the varsity football team at Johnston High School for three years ... received the Golden Hammer Award (Defensive MVP) and is a two-time winner of the Johnston Lineman of the Year award ... also earned Des Moines Register All-Iowa Western Class 4A, first-team All-State 4A and Elite All-State in 2014 ... named to the Iowa Newspaper Association first-team Class 4A along with Sports Spotlight first-team Class 4A ... is a two-time Coaches first-team All-Division selection ... was named to the Des Moines Register second-team All-State and Iowa Preps second-team All-State in 2013 ... selected to the Coaches All-Division second-team in 2012 ... also lettered in track and field, qualifying for the Drake Relays in the shot put.

**Personal:** Son of Doug and Michelle ... was a member of the student council ... mentors sixth and seventh graders in the community ... avid member during mission trips across the country ... majoring in criminology.



### #25 TREVOR ALLEN

RB | 6-1 | 198 | R-FR.  
WAUKEE, IOWA  
WAUKEE HS

**2015:** Redshirted.

**High School:** Lettered in football and track and field at Waukee High School ... had three consecutive seasons with 1,200 or more rushing yards ... was named to the Iowa Elite All-State and Iowa All-State teams in 2014 ... was also a team captain and a member of the Varsity Football Council during the 2014 season ... named Offensive Player of the Year by his team three years in a row ... earned Iowa All-State and Friday Night Blitz Player of the Year in 2013 ... was also named to the Iowa Elite All-State and Iowa All-State teams in 2012 ... helped his track and field team to a state championship in 2014 along with CIC4A Conference and District 4 team titles ... is a two-time state meet and Drake Relays qualifier ... helped his 4X100 and 4X200 meter relays teams to school records ... was also a member of the varsity basketball and baseball teams.

**Personal:** Son of Andre Allen and Kristina Storm ... brother, AJ is a sophomore on the UNI football team ... father, Andre, was an All-American linebacker from 1991-94 ... major is undecided.



### #52 JACOB APPELMAN

OL | 6-6 | 302 | SO.  
ROCK ISLAND, ILL.  
ALLEMAN HS

**2015:** Saw action in four games, starting against Iowa State (9/5) and #7 Eastern Washington (9/12) ... helped UNI to a school record 3,266 rushing yards.

**2014:** Redshirted.

**High School:** Played football at Alleman High School for Dave DeJagher ... was Western Big Six All-Conference in 2013 ... earned first team All-Dispatch and first team All-Metro in 2013 ... named All-State honorable mention his senior season ... was also a two-year starter at Marian High School in Mishawaka, Ind. ... received three Iron Man awards from 2011-12 ... also lettered in track and field at Marian High School.

**Personal:** Son of Jeff Appleman ... was on the Honor Roll at Alleman High School ... majoring in exercise science.



## RETURNERS



### #66 PHILIP ARENDT

OL | 6-2 | 289 | R-FR.  
IOWA CITY, IOWA  
REGINA HS

**2015:** Redshirted.

**High School:** Was a four-time state champion with Regina High School ... named a team captain his senior year and holds the state record for consecutive wins (56) ... invited to play in the Iowa Shrine Bowl ... selected as a consensus first-team All-State offensive lineman during his junior and senior seasons ... was a two-time Cedar Rapids Gazette All-Area team selection ... named to the Elite All-State team by Iowa Preps in 2014 ... also named to the All-District team three years in a row ... also lettered in basketball, earning All-Conference in 2014.

**Personal:** Son of Jack Arendt and Erika Hegg-Arendt ... has one sibling, Scotty ... majoring in construction management.



### #15 AARON BAILEY

QB | 6-2 | 226 | SR.  
BOLINGBROOK, ILL.  
UNIV. OF ILLINOIS

**2015:** Started at quarterback in 12 games, seeing action in all 14 ... finished his first season as a Panther with 1,334 yards on the ground and 1,656 passing to earn MVFC Newcomer of the Year ... was also named to the All-MVFC second-team and MVFC Newcomer Team ... earned MVFC Newcomer of the Week four times during the season, along with being named a College Sporting News National All-Star of the Week ... racked up 257 rushing attempts, averaging 5.2 yards per carry and 95.3 yards per game ... scored 19 rushing touchdowns, setting a new UNI record for single-season rushing touchdowns and single-season rushing scores by a quarterback ... his 19 rushing touchdowns and 1,334 yards on the ground also set MVFC records for rushing yards and rushing touchdowns by a quarterback ... finished 2015 ranked No. 5 in the FCS in rushing touchdowns and No. 11 in rushing yards ... opened the season with 85 rushing yards and 114 passing with one touchdown against Iowa State (9/5) ... had 19 carries for 134 yards along with two touchdowns through the air in UNI's win over #7 Eastern Washington (9/12) ... had 15 completions for 218 yards against #17 Cal Poly (9/19) ... rushed for 157 yards against #2 North Dakota State (10/10) ... carried the ball 23 times for 169 yards along with eight completions for 113 passing yards in UNI's victory at #6 South Dakota State (10/24) ... finished UNI's win over South Dakota (10/31) with a career-high 231 passing yards ... scored four rushing touchdowns in back-to-back games against #23 Indiana

State (11/7) and Missouri State (11/14) ... threw for a career-high three touchdowns on seven completions and 162 yards against #23 Eastern Illinois (11/28) ... rushed for a career-high 26 carries and 200 yards at #5 Portland State (12/5), adding two rushing scores.

**Prior to UNI:** Played football at the University of Illinois ... played in five games in 2014, setting career highs in passing attempts (16), completions (nine), passing yards (79), TD passes (one), carries (16) and total offense (118) at Ohio State ... also played in nine games in 2013 ... rushed for three TDs and passed for one ... notched his first career TD pass against Wisconsin ... named Big Ten Freshman of the Week after rushing for 56 yards and a TD on six carries against Miami (Ohio) ... scored his second career touchdown against Washington with a 10-yard rush in the third quarter ... scored his first career TD in his Illini debut against SIU.

**High School:** Four-star recruit by Rivals, Scout, ESPN and 247 Sports ... ranked No. 135 nationally, No. 6 in the state of Illinois and the No. 11 quarterback in the nation by Scout ... ranked No. 150 nationally, No. 4 in Illinois and the No. 9 quarterback Rivals ... ranked No. 150 nationally and No. 6 in Illinois and the No. five quarterback by 247 Sports ... special mention All-State by the Chicago Tribune in 2012 ... missed several games as a senior with an injury ... as a junior, led Bolingbrook to the 2011 Illinois Class 8A state championship ... rushed for just under 2,000 yards in 2011 to earn all-state honors.

**Personal:** Son of Oliver and Sharitah Carter ...uncle is Trent Jackson, his mother's brother, who played basketball at Wisconsin ... biological father is former NFL wide receiver Aaron Bailey ... majoring in communications.

#### AARON BAILEY GAME-BY-GAME (2015)

RUSHING	No.	Yds.	TD	Lg.
at Iowa State	22	85	0	17
Eastern Washington	19	134	0	41
at Cal Poly	11	57	2	25
at Illinois State	13	9	0	14
at North Dakota State	13	157	1	83
Western Illinois	9	28	1	14
at South Dakota State	23	169	1	41
South Dakota	23	44	1	14
Indiana State	22	54	4	12
at Missouri State	19	161	4	29
Southern Illinois	21	131	3	25
Eastern Illinois	18	72	0	21
at Portland State	26	200	2	69
at North Dakota State	18	33	0	15
TOTAL	257	1334	19	83

PASSING	CMP-ATT-INT	Yds.	TD	Lg.
at Iowa State	11-19-1	114	1	32
Eastern Washington	7-13-0	91	2	32
at Cal Poly	15-25-0	218	1	40
at Illinois State	7-17-2	108	1	45
at North Dakota State	3-5-1	55	0	30
Western Illinois	4-11-1	76	0	33
at South Dakota State	8-17-0	113	0	32
South Dakota	16-27-0	231	1	29
Indiana State	8-13-0	114	1	27
at Missouri State	4-12-1	61	0	25
Southern Illinois	14-20-0	181	2	49
Eastern Illinois	7-11-0	162	3	52
at Portland State	7-14-0	31	0	8
at North Dakota State	10-16-0	101	1	33
TOTAL	121-220-6	1656	13	52



## RETURNERS

#UNIFIGHT

COACHING STAFF

PLAYER PROFILES

OPPONENTS

2015 REVIEW

RECORDS



### #3 WILLIE BEAMON

DB | 5-11 | 170 | SO.  
LINCOLN, NEB.  
SOUTHEAST HS

**2015:** Did not see action.

**2014:** Redshirted.

**High School:** Played football at Lincoln Southeast High School for Ryan Gottula ... was a three-sport athlete at Lincoln Southeast, also lettering in basketball and soccer ... was clocked in the low 4.5s in the 40-yard dash ... played wide receiver and defensive back during his senior season, recording 353 yards through the air and 30 tackles ... he also racked up 579 all-purpose yards during his junior and senior years.

**Personal:** Son of Willie Beamon, a former Panther football player in the early 1990s ... majoring in criminology.

South Dakota State (10/18) ... had three receptions for 63 yards in UNI's win over Western Illinois (10/25) ... finished with a career-high 77 yards in UNI's second round playoff game against Illinois State (12/6) ... scored his first-career touchdown after returning a blocked punt in UNI's win over then undefeated Illinois State (11/1) during the regular season.

**2013:** Saw action in 11 games, starting two at cornerback ... recorded 19 tackles, including 13 unassisted ... had his first career interception against Northern Colorado (9/21) for a 12-yard return ... notched a career-high eight tackles against Southern Illinois (10/12).  
**2012:** Redshirted.

**High School:** Third team all-state cornerback in 6A as a senior in 2011 ... first team all-district as a senior ... first-team all-area selection at cornerback as a junior and senior ... voted team MVP by his teammates following his senior season ... third in the state of Florida in the 400m, clocking a time of 48.84 ... 10th in Florida in the long jump with a mark of 22-07.75 ... district and regional champion in the 400m.

**Personal:** Majoring in movement and exercise science ... also a member of the UNI Track and Field team.



### #34 J'VEYON BROWNING

RB | 5-9 | 195 | JR.  
KANSAS CITY, KAN.  
F.L. SCHLAGLE HS

**2015:** Played in 11 games as a reserve running back and on special teams ... finished the season with 15 carries for 68 yards ... averaged 4.5 yards per carry ... had eight carries for 37 yards against Missouri State (11/14) ... record three carries for 21 yards, including a season-long 19-yard rush in UNI's win over #24 Eastern Illinois (11/28).

**2014:** Saw action against Tennessee Tech (9/27) ... had five carries for 14 yards.

**2013:** Redshirted.

**High School:** Played football at F.L. Schlagle High School for Martez Wesley ... rushed for 1,168 yards and 17 touchdowns during his senior season ... was named to the Midwest Top RB Award, All-League and All-State teams ... was selected as the KCK Preps Player of the Year in 2012 ... rushed for 1,700 yards and 21 touchdowns during his junior season ... broke the school record for having over 2,000 all-purpose yards for two consecutive years ... was a member of the National Honor Society.

**Personal:** Son of Chester and Michelle Browning ... majoring in family services.



### #4 CHARLES BROWN

WR | 5-10 | 175 | SR.  
FORT MEYERS, FLA.  
FORT MEYERS HS

#### CAREER RECEIVING STATISTICS

Year	GP	Rec.	Yds.	TD	Lg.	Rec./G	Avg./C	Avg./G
2013	11	0	0	0	0	0.0	0.0	0.0
2014	14	19	315	0	37	1.4	16.6	22.5
2015	14	30	345	2	52	2.1	11.5	24.6
TOTAL	41	49	660	2	52	1.2	13.5	16.1

**2015:** Played in all 14 games for the Panthers, starting 11 at wide receiver ... racked up 345 receiving yards on 30 receptions for second on the team ... averaged 11.5 yards per catch and 24.6 per game ... scored two touchdowns through the air ... also had three kickoff returns for 73 yards, averaging 24.3 yards per carry ... had three catches for 34 yards in UNI's win over #7 Eastern Washington (9/12) ... pulled in three receptions for 40 yards against South Dakota (10/31) ... scored a touchdown in UNI's victory over #23 Indiana State (11/7) ... had a career-high 78 yards against #24 Eastern Illinois (11/28) in the FCS playoffs, including a career-long 52-yard reception for a touchdown ... had a career-high 55 yards on kickoff returns against #5 Portland State (12/5).

**2014:** Played in all 14 games at wide receiver after making the switch to the offensive side of the ball in the spring ... got the starting nod in five games, finishing with 315 yards off 19 receptions for an average of 16.6 yards per catch ... also performed kick return duties, racking up 136 yards, including a career-long 48-yard return against Hawai'i (9/13) ... grabbed a career-high five receptions against



## RETURNERS



### #6 RAY BUCHANAN JR.

DB | 5-11 | 180 | SR.  
SUWANEE, GA.  
UNIV. OF ARKANSAS

**2015:** Saw action in all 14 games for the Panthers on special teams and as a reserve cornerback ... recorded nine tackles including five solo and four assisted ... also notched an interception return for a 70-yard touchdown ... came away with two tackles and his first interception return for a touchdown in UNI's first-round FCS playoff win over #24 Eastern Illinois (11/28).

**2014:** Played in 12 games for the Panthers as a cornerback reserve ... finished the season with 11 tackles, four solo and seven assisted ... recorded a solo tackles in UNI's game against Hawai'i (9/13) ... finished with two solo stops in UNI's regular season finale against Missouri State (9/22) ... also grabbed two tackles against Stephen F. Austin (11/29) in the first round of the FCS playoffs ... finished with a season-high three tackles, including a fumble return for 10 yards and a pass breakup against Illinois State (12/6).

**Prior to UNI:** Redshirted at the University of Arkansas during the 2012 season.

**High School:** He was ranked as the 59th-best cornerback in the nation by Rivals.com ... in his senior season, he made 39 tackles, two interceptions, 11 pass breakups, one safety and one forced fumble and was selected to play in the Offense-Defense All-American Bowl held at Cowboys Stadium ... Peachtree Ridge put together an 8-3 record in 2011 and advanced to the 5A state playoffs ... he recorded 30 tackles in five games as a junior before suffering an injury ... he was coached at Peachtree Ridge by Bill Ballard and Mark Fleetwood ... Buchanan selected Arkansas after receiving interest from multiple schools, including Ole Miss, Mississippi State, Louisville and Illinois.

**Personal:** Son of Ray and Sheree Buchanan ... his father was drafted in the third round of the 1993 NFL Draft by the Indianapolis Colts and spent 12 seasons in the NFL playing for the Colts, Atlanta Falcons and Oakland Raiders ... majoring in communications.



### #44 WES BURNSIDE

RB | 5-9 | 202 | SR.  
DYSART, IOWA  
IOWA CENTRAL CC

**2015:** Saw action in UNI's FCS playoff game against #5 Portland State.

**2014:** Did not see action.

**Prior to UNI:** Played football at Iowa Central ... had 49 rushing attempts for 278 yards and two touchdowns his final season.

**High School:** Played football at Union High School in La Porte City,

Iowa ... was a two-time Des Moines Register honoree and earned first team All-State as a running back ... lettered in football all four years ... was the MVP of the 2011 3A state championship game in 2011.

**Personal:** Son of Sherman and Treasa Burnside ... has six siblings, Megan, Travon, Olivia, Paul, Jevon and Julian ... majoring in movement and exercise science.



### #51 JESSE CARDENAS

LB | 6-2 | 225 | R-FR.  
LAKEVILLE, MINN.  
LAKEVILLE NORTH HS

**2015:** Redshirted.

**High School:** Lettered in football at Lakeville North High School under coach Brian Vossen ... was named the South Suburban Conference Defensive Player of the Year and South Suburban All-Conference ... had 303 career tackles at Lakeville North, setting a new school record ... finished his senior season with 106 tackles, 13 tackles for loss and four interceptions ... was named to the Minnesota Vikings All-State team and the Associated Press All-State team ... selected to the Pioneer Press defensive first-team ... earned Kare 11 All-Ketro and Star Tribune All-Metro first-team ... was a Mr. Football finalist ... helped his team to the fourth round of 6A playoffs and a 10-2 record.

**Personal:** Son of Cory and Tara ... has one sibling, Jordan ... majoring in criminology.



### #60 LEE CARHART

OL | 6-4 | 297 | JR.  
OMAHA, NEB.  
CREIGHTON PREP

**2015:** Did not see action due to injury.

**2014:** Saw action against Northern Colorado (9/20) and Tennessee Tech (9/27) as a reserve on the offensive line.

**2013:** Redshirted.

**High School:** Played football at Creighton Preparatory School for Chris Nizzi ... named to the All-District, All-Metro and All-State teams in 2012 ... selected to the Lincoln Journal Star Superstate team his senior season ... honored with All-District in 2011 ... helped lead his team to state playoffs three years in a row and to a semifinal appearance in 2012 ... was a member of the Dean's List during his time at Creighton Prep ... also lettered in track and field.

**Personal:** Majoring in health promotion and movement and exercise science.



## RETURNERS



### #16 LOGAN CUNNINGHAM

WR | 5-11 | 190 | SR.  
ARCADIA, IND.  
HAMILTON HEIGHTS HS



### #5 DALTON DEMOS

QB | 6-6 | 203 | SR.  
ST. LOUIS, MO.  
HUTCHINSON CC

#### CAREER RECEIVING STATISTICS

Year	GP	Rec.	Yds.	TD	Lg.	Rec./G	Avg./C	Avg./G
2013	10	3	20	0	13	0.3	6.7	2.0
2014	12	3	11	0	6	0.2	3.7	0.9
2015	13	11	124	1	25	0.8	11.3	9.5
TOTAL	35	17	155	1	25	0.5	9.1	4.4

**2015:** Saw action in 13 games, getting the starting nod twice at wide receiver ... finished the season with 11 catches for 124 yards and a touchdown ... averaged 11.3 yards per catch ... had three catches for 22 yards, including a 16-yard touchdown in UNI's win over #7 Eastern Washington (9/12) ... had a season-long reception of 25 yards against Missouri State (11/14) ... had one rush attempt for 17 yards in UNI's first-round FCS playoff win against #23 Eastern Illinois (11/28).

**2014:** Played in 12 games as a reserve wide receiver and as a kickoff returner ... was also a part of special teams ... had one catch against Western Illinois (10/25) ... also had a catch for six yards against Illinois State (12/6).

**2013:** Saw action in 10 games as a reserve wide receiver and as a kickoff returner ... finished the season with three catches for 20 yards ... racked up a team leading 323 kickoff return yards, averaging 20.2 per game ... broke free for a 33-yard return against No. 4 McNeese State (9/28) ... had a career-high 94 return yards against South Dakota State (10/26), including a career-long 47-yard return.

**2012:** Redshirted.

**High School:** Owns seven school offensive records (career all-purpose yards, career touchdowns, career receiving yards, career receiving touchdowns, career return yards, single-season receiving yards, single-game touchdowns and career interceptions) ... all-state selection as a junior, senior ... three-time first team All-Mid Indiana Conference ... four-time All-Indianapolis Star selection ... named team MVP twice ... three-time All-Hamilton County ... led Hamilton Heights to three playoff appearances ... 2,282 all-purpose yards and 30 touchdowns as a senior, also made four interceptions and 40 tackles ... owned the longest touchdowns in the state in four different categories for the 2011 season - 98-yard kickoff return (twice), 95-yard rush, 94-yard receiving, 93-yard INT return ... 71 career touchdowns ... 6,677 career all-purpose yards ... led the state of Indiana in kick return and punt return average for three seasons ... voted MVP of the Lucas Oil Horseshoe Classic ... winner of the Big Orange Award for on-field and off-field work.

**Personal:** Son of Steve and Lisa Cunningham ... has two brothers, Landon and Morgan ... majoring in marketing: sales management.

**2015:** Played in four games at wide receiver and on special teams before suffering a season-ending injury ... had one reception for seven yards in UNI's win over #7 Eastern Washington (9/12) ... also had solo tackles against #17 Cal Poly (9/19) and #6 South Dakota State (10/24).

**Prior to UNI:** Played football at Hutchinson Community College from 2013-14, leading them to an 11-1 season and a conference championships in 2014 ... had a 55.1 completion percentage for 1,120 yards through the air ... averaged 101.8 yards per game, throwing 15 touchdowns ... was ranked the No. 6 dual-threat quarterback by JCGridiron.com ... also played at Coastal Carolina in 2012 was he was part of the Dean's List.

**High School:** Played football at Christian Brothers College High School for Scott Pingel ... lettered all four years in football, two in tennis and one in track and field ... was a first-team All-State selection for quarterback in 2011 ... also earned first-team All-Metro Catholic Conference ... was named the Missouri Broadcasters/Writers Player of the Year and CBC Player of the Year as a senior ... was named CBC's Most Valuable Player in 2011 ... was All-St. Louis Metro quarterback in 2011 ... became CBC's most winning two-year starter, leading his team to a 23-2 record ... put up 4,896 yards and 54 touchdowns as a starting quarterback at CBC ... helped his team to a Catholic Football League title during the 2010-11 season and a state title in 2011 ... holds the school record for most passing yards ... tied the CBC record in the triple jump in track and field.

**Personal:** Son of Peter and Christina ... has two siblings, Gabriela and Arianna ... majoring in communications.

#UNIFIGHT

COACHING STAFF

PLAYER PROFILES

OPPONENTS

2015 REVIEW

RECORDS



## RETURNERS



### #30 D'SHAWN DEXTER

LB | 5-11 | 200 | SR.  
ORLANDO, FLA.  
IOWA CENTRAL CC

#### CAREER DEFENSE STATISTICS

Year	GP	UA	A	Total	TFL	PD	FF	FR	BLK	QBH
2014	14	16	10	26	4.0-16	2	1	0	0	3
2015	14	43	23	66	11.0-41	1	1	1	0	2
TOTAL	28	59	33	92	15.0-57	3	2	1	0	5

**2015:** Earned the starting nod at linebacker in 11 games, seeing action in all 14 ... recorded 66 tackles, 11.0 tackles for loss, one sack, an interception, two quarterback hurries, one fumble recovery and one forced fumble ... had a career-high 12 tackles and his first-career interception in UNI's win over #17 Cal Poly (9/19) ... notched eight tackles, including five solo along with a fumble recovery and a quarterback hurry against #2 North Dakota State (10/10) ... had five tackles, including a sack for a loss of eight yards in UNI's road victory over #6 South Dakota State (10/24) ... racked in six tackles along with 2.5 tackles for a loss of four yards and a forced fumble in the regular season finale against Southern Illinois (11/21).

**2014:** Saw action in all 14 games, getting the starting nod in six as a linebacker ... finished the season with 26 tackles, including 16 solo and 10 assisted ... has two sacks for a loss of 16 yards ... also notched two pass breakups and three quarterback hurries ... had two tackles, including a sack for seven yards against Tennessee Tech (9/27) ... grabbed a career-high seven tackles and a pass breakup at Western Illinois (10/25) ... tied his career-high of seven tackles in UNI's win over Southern Illinois (11/15) ... also finished with five tackles, all solo, a sack for a loss of seven yards and a forced fumble against Illinois State (12/6).

**Prior to UNI:** Played football at Iowa Central ... averaged 7.2 tackles per game last season, finishing with 72 total tackles and two interceptions ... earned Iowa Community College Athlete of the Week honors (11/5).

**High School:** Lettered in football at East River High School ... earned defensive MVP in 2009 ... was awarded the Best Linebacker Award in 2010 and 2011 ... was also named team MVP in 2011.

**Personal:** Son of Sidney and Charlene ... has one sibling, Trey ... majoring in movement and exercise science.

**2015:** Saw action in three games for the Panthers as a reserve defensive lineman and on special teams ... recorded an assisted tackle against #4 Illinois State (10/3) ... also had two tackles and a hand in a tackle for loss in UNI's win over Missouri State (11/14).

**Prior to UNI:** Was a member of the University of Illinois football team ... redshirted in 2013 due to injury.

**High School:** Three-star recruit by Rivals, Scout, ESPN and 247 Sports ... ranked the No. 17 player in the state of Illinois by Scout ... as a senior, had 58 tackles, 10 quarterback sacks, 22 tackles for loss, one interception and one forced fumble ... two-time Southwest Prairie Conference Defensive Player of the Year ... earned all-state honors from the Champaign News-Gazette, American Family Insurance All-State Team, Illinois High School Football Coaches Association Class 7A and Chicago Tribune.

**Personal:** Parents are Bruce and Madge Douglas ... majoring in communication ... father, Bruce, played basketball at Illinois was Big Ten co-MVP in 1984 before playing in the NBA.



### #14 ELI DUNNE

QB | 6-4 | 227 | SO.  
GRINNELL, IOWA  
GRINNELL HS

**2015:** Played in four games as a reserve quarterback ... finished the season with six completions for 50 yards, averaging 16.0 yards per completion ... went 4-7-0 for 38 yards in UNI's season-opener at Iowa State (9/5) ... had two completions for 12 yards along with a rushing touchdown in UNI's win over Missouri State (11/14).

**2014:** Redshirted.

**High School:** Played football at Grinnell High School for Jim Dunne ... earned All-State quarterback three times during his high school career ... was voted team captain and team MVP in 2012 and 2013 ... named to the Iowa Newspaper Association third team in 2011 and first team in 2012 and 2013 ... selected to the Des Moines Register first team in 2012 and second team in 2013 ... was a three-year All-District and Academic All-District honoree ... was also an IFCA academic All-State selection in 2013 ... holds eight Grinnell High School records and is fourth on the all-time Iowa career passing list with 8,107 yards ... is also sixth all-time in the state of Iowa in completions (538) and 10th all-time in career touchdowns (75) ... was the state of Iowa's 2014 Iowa Wendy's Heisman Award winner ... was selected to play for the south squad in the 2014 Iowa Shrine Bowl ... also lettered in basketball and baseball and holds the Grinnell career rebounding record.

**Personal:** Son of Jim and Sara Dunne ... inducted into the National Honor Society in 2013 ... majoring in business management.



### #98 BRYCE DOUGLAS

DL | 6-2 | 335 | SO.  
PLAINFIELD, ILL.  
UNIV. OF ILLINOIS



## RETURNERS



### #50 MATT EASLEY

PK | 5-11 | 200 | SR.  
NEWTON, IOWA  
NEWTON HS

**2015:** Saw action in three games as a reserve placekicker ... had four kickoffs in UNI's game against #4 Illinois State (10/3), averaging a career-high 58.0 yards per kick with two touchbacks ... also had a kickoff for 61 yards against #23 Indiana State (11/7).

**2014:** Did not see action.

**2013:** Did not see action.

**2012:** Redshirted.

**High School:** A graduate of Newton High School in Newton, Iowa.

**Personal:** Son of John Easley and Alison Lemke ... majoring in communicative disorders.

part of the team that had 30 wins and only eight losses in a three-year period ... helped lead his team to two state semi-final appearances and one quarterfinal appearance ... was voted team captain for the 2012 and 2013 seasons ... is a two-time Golden Hammer Award recipient ... earned All-Metro in 2011, 2012 and 2013 and was also named All-Mississippi Valley first team in 2012 ... was selected to the INA All-State and Elite All-State first teams his junior season ... also lettered in baseball and was selected team MVP in 2012.

**Personal:** Son of Mark and Lori Farley ... has two siblings, Jake and Jamie ... brother, Jake Farley, was a member of the UNI football team from 2012-2014 ... was part of the Honor Roll all four years at Cedar Falls High School ... majoring in business management.

### JARED FARLEY GAME-BY-GAME (2015)

	UA	A	TOTAL	TFL	SACKS	FF	FR	INT	QBH
at Iowa State	2	3	5	1.5-3	0-0	0	1-0	0-0	0
E. Wash.	9	1	10	3.0-3	0-0	0	0-0	0-0	0
at Cal Poly	11	2	13	0.5-1	0-0	0	0-0	0-0	0
at Illinois St.	5	6	11	0.0-0	0-0	0	0-0	0-0	0
at NDSU	4	5	9	0.0-0	0-0	0	0-0	0-0	0
Western Ill.	4	0	4	0.0-0	0-0	0	0-0	0-0	0
South Dakota	4	1	5	0.5-0	0-0	0	0-0	0-0	0
Indiana St.	3	0	3	1.0-6	1-6	0	0-0	0-0	1
at Missouri St.	1	4	5	0.0-0	0-0	0	0-0	0-0	0
Southern Ill.	3	1	4	0.0-0	0-0	0	0-0	0-0	0
Eastern Ill.	4	2	6	0.0-0	0-0	0	0-0	0-0	0
at Portland St.	6	6	12	0.0-0	0-0	0	0-0	1-0	0
at NDSU	4	6	10	2.5-10	2-8	0	1-0	0-0	0
TOTAL	60	37	97	9.0-23	3-14	0	2-0	1-0	1



### #46 JARED FARLEY

LB | 6-1 | 221 | JR.  
CEDAR FALLS, IOWA  
CEDAR FALLS HS

### CAREER DEFENSE STATISTICS

Year	GP	UA	A	Total	TFL	PD	FF	FR	BLK	QBH
2014	12	8	6	14	0.5-0	2	0	1	0	1
2015	13	60	37	97	9.0-23	1	0	2	0	1
TOTAL	25	68	43	111	9.5-23	3	0	3	0	2

**2015:** Started 12 games at linebacker ... earned second-team MVFC Scholar-Athlete ... finished second on the team in tackles with 97, including 9.0 for loss of yards, three sacks, one interception, one quarterback hurry and two fumble recoveries ... had 10 tackles, including nine solo and three for loss of yards in UNI's win over #7 Eastern Washington (9/12) ... recorded a career-high 13 tackles against #17 Cal Poly (9/19) ... added 11 tackles against #4 Illinois State (10/3) ... had six solo and six assisted for a total of 12 and an interception in UNI's victory over #5 Portland State (12/5) ... finished with 10 tackles, along with two sacks for a loss of eight yards against #2 North Dakota State (12/12) in the FCS playoff quarterfinals.

**2014:** Was one of three true freshman to play during the 2014 season, seeing action in 12 games and getting the starting nod once ... finished the season with 14 tackles, one interception and one fumble recovery ... had a tackle and a fumble recovery for seven yards against Tennessee Tech (9/27) ... recorded a career-high six tackles and his first-career interception against South Dakota State (10/18) ... started at linebacker against South Dakota State.

**High School:** Played football and was a three-year letter winner at Cedar Falls High School for Pat Mitchell and Brad Remmert ... was



### #39 DUNCAN FERCH

LB | 6-2 | 226 | SO.  
STATE CENTER, IOWA  
WEST MARSHALL HS

**2015:** Played in 13 games as a reserve linebacker and on special teams ... recorded 13 tackles, including 10 solo and one for a loss of two yards ... had a career-high four tackles, including one for loss in UNI's win over #24 Eastern Illinois (11/28) ... added three solo tackles against #2 North Dakota State (12/12) in the quarterfinals of the FCS playoffs.

**2014:** Redshirted.

**High School:** Played football at West Marshall High School for Ken Winkler ... was a four-time All-District selection and was named District Offensive Player of the Year as a junior and senior ... was a two time first team All-State and Elite All-State running back ... racked up 4,274 yards and 70 touchdowns during his junior and senior seasons ... was a four-year starter and a team captain ... also lettered in basketball and track and field as a four-year state meet qualifier.

**Personal:** Son of Randy and Tracy Ferch ... has two siblings, Dalton and Drake ... was an Honor Roll student all four years and was a member of the National Honor Society ... majoring in history.

#UNIFIGHT

COACHING STAFF

PLAYER PROFILES

OPPONENTS

2015 REVIEW

RECORDS



## RETURNERS



### #10 DAURICE FOUNTAIN

WR | 6-3 | 203 | JR.  
MADISON, WIS.  
MEMORIAL HS

#### CAREER RECEIVING STATISTICS

Year	GP	Rec.	Yds.	TD	Lg.	Rec./G	Avg./C	Avg./G
2014	14	10	117	1	35	0.7	11.7	8.4
2015	14	41	604	5	67	2.9	14.7	43.1
TOTAL	28	51	721	6	67	1.8	14.1	25.8

**2015:** Started in 13 games at wide receiver, seeing action in all 14 ... led the team with 41 receptions for 604 yards and five touchdowns ... averaged 14.7 yards per catch and 43.1 per game ... recorded five catches for 61 yards and a 32-yard touchdown against #7 Eastern Washington ... notched a career-high 123 receiving yards on eight receptions in UNI's win over #17 Cal Poly ... scored a career-long 67-yard touchdown against North Dakota State (10/10), bringing in four catches for 110 yards ... had six receptions for 58 yards and a 21-yard touchdown in UNI's regular season finale against Southern Illinois (11/21) ... scored two receiving touchdowns while bringing in 73 yards to lead the Panthers to a first-round FCS playoff victory against #23 Eastern Illinois (11/28).

**2014:** Saw action in all 14 games as just one of three true freshman who played during the 2014 season ... caught 10 passes for 117 yards and a touchdown ... had two receptions for 20 yards, including a 15-yard touchdown against South Dakota (10/11) ... recorded a career-high three receptions in UNI's win over Western Illinois (10/25) ... notched a career-high 35 receiving yards against Missouri State (11/22) ... averaged 11.7 yards per catch.

**High School:** Played football at James Madison Memorial High School for Mike Galindo ... was named the 2014 Wisconsin State's Journal Male Athlete of the Year ... named a 2-star recruit on Yahoo-Rivals.com and a 3-star recruit on 247Sports.com ... helped his team to two state playoff appearances ... was named a team captain as a senior ... earned first team All-State as a wide receiver and was voted to the All-region and Big 8 All-Conference teams in 2013 ... was also named Big Eight Conference Player of the Year in 2013 ... currently owns the longest kick return in Wisconsin State History (99 yards) ... scored five touchdowns and had 300-plus yards against the best team in the state in 2013 ... named an All-City defensive back and a second team Big 8 All-Conference honoree in 2012 ... was also selected to the Big 8 All-Conference second team as a return specialist ... also lettered in track and field and basketball ... earned All-State first team in track in 2013 ... state record holder in the 110 meter hurdles and is the school record holder in the 110 hurdles and the long jump ... was a state champion in the 110 hurdles and long jump in 2012.

**Personal:** Son of Tenesha Fountain and Frederick Bailey ... has two siblings, Devion Fountain and Frederick Bailey, Jr. ... majoring in communications ... also a member of the UNI track and field team, earning all-conference in the indoor hurdles in 2016.

#### DAURICE FOUNTAIN GAME-BY-GAME (2015)

RECEIVING	No.	Yds.	TD	Lg.
at Iowa State	1	-3	0	0
Eastern Washington	5	61	1	32
at Cal Poly	8	123	0	34
at Illinois State	5	32	0	13
at North Dakota State	4	110	1	67
Western Illinois	4	55	0	21
at South Dakota State	2	40	0	32
South Dakota	1	13	0	13
Indiana State	1	4	0	4
at Missouri State	0	0	0	0
Southern Illinois	6	58	1	21
Eastern Illinois	2	73	2	41
at Portland State	0	0	0	0
at North Dakota State	2	38	0	33
TOTAL	41	604	5	67



### #42 GRIFFIN GAETA

TE | 6-6 | 247 | SR.  
MUSCATINE, IOWA  
MUSCATINE HS

**2015:** Saw action in 13 games for the Panthers on special teams and as a reserve defensive lineman ... recorded a tackle against #17 Cal Poly (9/19).

**2014:** Played in 12 games as a reserve on the defensive line ... recorded two tackles against Northern Colorado (9/20) ... also assisted on a tackle against Tennessee Tech (9/27).

**2013:** Saw action in three games during the season ... split time between the defensive line and as a tight end.

**2012:** Redshirted.

**High School:** Three-year varsity letterwinner ... second team all-state and second-team all-conference tight end as a junior in 2010 ... all-metro team pick at tight end as a senior ... won the Tip Willis award at Muscatine HS for outstanding effort ... team captain ... also a three-year letterwinner in basketball, playing for the Iowa Barnstormers AAU basketball program for three years ... three-time state meet qualifier in the high jump, placing seventh as a junior.

**Personal:** Majoring in marketing management.



## RETURNERS

#UNIFIGHT

COACHING STAFF

PLAYER PROFILES

OPPONENTS

2015 REVIEW

RECORDS



### #37 AARON GRAHAM

RB | 6-1 | 189 | R-FR.  
OAK GROVE, MO.  
OAK GROVE HS

**2015:** Redshirted.

**High School:** Was a four-year letter winner and three-year starter for coach Pat Richard at Oak Grove High School ... ranked ninth all-time in the state of Missouri for rushing yards in a season with 2,934 in 2014 ... also ranked fifth all-time in career yards, racking up 8,991 all-purpose yards ... scored 96 touchdowns while playing at Oak Grove ... broke the Class 3 Show-Me-Bowl rushing record and was second in rushing in classes 1-6 in Show-Me-Bowl History in 2014 ... is a three-time Missouri All-State running back ... earned Missouri Class 3 Offensive Player of the Year his senior season ... was the recipient of the Brock Olivo Award Small Class Missouri Running Back KC Metro in 2013 and 2014 ... was also named the 2014 Frank Fontana Award recipient for best overall small class player KC Metro ... is a two-time All-Simone team running back and a four-time MRVC All-Conference running back ... earned Academic All-Conference in 2011, 2012 and 2014 ... was named to the All-District team all four years of high school.

**Personal:** Son of Amanda Allen and Terry Graham...majoring in movement and exercise science.



### #56 RICKEY GRIMES

LB | 6-1 | 205 | R-FR.  
ELDRIDGE, IOWA  
NORTH SCOTT HS

**2015:** Redshirted.

**High School:** Was a three-year varsity letterwinner at North Scott High School ... is a two-time first-team All-State and All-District honoree ... was also selected to the All-Metro first-team ... named team captain ... invited to play in the Iowa Shrine Bowl ... had 28 TDs, 148 receptions and 1,590 yards through the air ... also lettered in basketball and track and field ... was a two-time All-Conference selection in basketball and helped his team to a 4A state championship ... was a two-time state qualifier in track, earning All-Conference twice.

**Personal:** Son of Richard and Tracy Grimes ... was awarded the IHSAA Academic Excellence Achievement Award.



### #69 TREVOR HANSON

OL | 6-6 | 290 | SR.  
WEST DES MOINES, IOWA  
VALLEY HS

**2015:** Started in 12 games for the Panthers at right guard, seeing action in all 14 ... helped UNI to gain a school record 3,266 rushing yards ... was a part of the offensive unit that finished 2015 ranked No. 15 in the FCS in rushing offense ... helped the offensive line to create holes for the Panther rushing corps, allowing UNI to have two 1,000+ yard rushers in the same season for the first time in UNI history ... started in two games that led UNI to more than 400 rushing yards against Missouri State (11/14) and Portland State (12/5).

**2014:** Played in 10 games, starting five ... was a part of the UNI offensive line that has helped the Panthers to 2,353 yards rushing ... helped the line that allowed UNI to finish with 300+ rushing yards in two consecutive games, against Northern Colorado (9/20) and Tennessee Tech (9/27).

**2013:** Saw action in eight games as a reserve on the offensive line.

**2012:** Redshirted.

**High School:** Elite all-state offensive lineman by the Des Moines Register and first team all-state by the Iowa Newspaper Association ... first team all-conference ... two-time academic all-conference pick ... three-year starter at Valley HS as an offensive tackle ... has also been involved in track & field and church youth group ... started an automotive detailing business through WDM Valley's entrepreneurship class ... high school coach: Gary Swenson.

**Personal:** Son of Karin and Rich Hanson ... majoring in management: business administration and public administration.



### #20 RASHADEEM GRAY

DB | 5-10 | 170 | JR.  
WHITEFISH BAY, WIS.  
WHITEFISH BAY HS

**2015:** Saw action in 13 games as a part of special teams ... recorded solo tackles in UNI's wins against #17 Cal Poly (9/19), South Dakota (10/31) and Missouri State (11/14) ... also had an assisted tackle in UNI's first round FCS playoff win against #23 Eastern Illinois (11/28).

**2014:** Saw action against Tennessee Tech (9/27) on special teams.

**2013:** Redshirted.

**High School:** Played football at White Fish Bay High School for Jim Tietjen ... rushed for 1,683 yards and 24 touchdowns during his senior season ... averaged 140.2 yards per game and 8.9 yards per carry ... finished his high school career with 3,334 rushing yards and 41 rushing touchdowns ... helped lead his team to the state semi-finals and a 12-3 season ... named an All-State running back selection and was a two-time All-Region and All-Conference selection ... also lettered in track and field and wrestling.

**Personal:** Son of Roslyn Gray...majoring in social science teaching.



## RETURNERS



### #22 DAMON HENDRIX

DB | 6-1 | 215 | SR.  
PHOENIX, ARIZ.  
PHOENIX JC

**2015:** Saw action in 11 games at special teams and as a reserve safety ... finished the season with 16 tackles, including 10 solo and six assisted while also getting a hand in on a tackle for loss ... finished with four solo tackles and one assisted against #2 North Dakota State (10/10) ... notched a career-high six tackles in UNI's win over Missouri State (11/14).

**2014:** Did not see action.

**Prior to UNI:** Was a starter at Phoenix Junior College and led the team in tackles ... was voted by teammates and his coaches as the defensive team captain ... finished the season ranked No. 15 in the nation for tackles per game ... was awarded the Scholar Athlete Award for having a GPA over 3.0.

**High School:** Played football at Camelback High School in Phoenix, Ariz. ... earned second team All-Conference as a sophomore ... named team captain by his coaches and teammates his junior season ... honored as the defensive MVP and the team captain as a senior ... also lettered in wrestling and track and field.

**Personal:** Management: business administration major.



### #33 BARKLEY HILL

LB | 6-0 | 223 | SR.  
DENVER, IOWA  
UNIV. OF IOWA

**2015:** Played in seven games as a reserve linebacker and on special teams while battling an injury ... recorded a solo tackle against Iowa State (9/5) ... also had a solo tackle in UNI's win over #23 Indiana State (11/7).

**2014:** Played in 11 games and started one ... split his time as a running back, fullback and special teams member ... had eight carries for 25 yards against Northern Colorado (9/20) ... finished with a season-high 63 yards, including a season-long 45-yard rush against Tennessee Tech (9/27) ... also had a tackle against Northern Colorado and Tennessee Tech.

**Prior to UNI:** Played football at the University of Iowa ... redshirted due to injury in 2012.

**High School:** Named Parade All-America team as a senior ... ESPN Iowa Gatorade Player of the Year ... named Offensive Player of the Year by the CR Gazette ... candidate for 2011 Ed Thomas Award ... two-time first team on DM Register Elite all-state ... first team all-state by INA as junior and senior ... Class 4A all-state team captain

as a senior ... first team all-Mississippi Valley and conference MVP as junior and senior ... first team all-conference as a sophomore ... rushed for over 6,000 yards and 89 touchdowns in three seasons ... helped prep team post three-year mark of 30-6, reaching state playoffs each year and advancing to semifinals as a senior ... holds school records for touchdowns in a game (six) and season (40) ... holds school, conference and state record with 89 career touchdowns ... 316 attempts for 2,493 yards and 40 touchdowns as a senior, leading Cedar Falls to an 11-2 record as a senior.

**Personal:** Son of Kathy and Johnny Hill ... majoring in movement and exercise science.



### #83 JAYLIN JAMES

WR | 6-4 | 176 | R-FR.  
DES MOINES, IOWA  
EAST HS

**2015:** Redshirted.

**High School:** Lettered in football at East High School under coach Greg Schoon ... started at wide receiver and defensive back for two years ... earned All-Conference corner back as a junior and All-Conference wide receiver in 2014 ... also lettered in track and field and baseball ... qualified in the 4X100 and 4X200 meter relays at state along with the long jump.

**Personal:** Son of Carlos and Chrissy James ... brother, Xavier, is a junior on the UNI football team ... was ranked first in his class with a 4.0 GPA ... was a part of the Honor Roll and earned an academic letter all four years...majoring in communication: electronic media production/performance.



### #81 XAVIER JAMES

WR | 6-2 | 175 | JR.  
DES MOINES, IOWA  
EAST HS

**2015:** Did not see action.

**2014:** Saw action against Tennessee Tech (9/27) as a reserve wide receiver.

**2013:** Redshirted.

**High School:** Holds 11 school records ... threw for 20 touchdowns, rushed for 20 touchdowns and tallied 3,423 total yards ... was named All-Division, All-Western Iowa, first team All-State Utility Player, first team MidwestMouth Utility Player and All-State Academic Team ... received the Des Moines Register Shining Star three times during his senior season and was invited to the Shrine Bowl.

**Personal:** Son of Carlos and Chrissy James...business teaching and management information systems major ... brother, Jaylin, is a redshirt freshman on the team.



## RETURNERS

#UNIFIGHT

COACHING STAFF

PLAYER PROFILES

OPPONENTS

2015 REVIEW

RECORDS



### #92 SAM KUHTER

P | 6-0 | 207 | JR.  
TOLEDO, IOWA  
SOUTH TAMA HS

**2015:** Played in all 14 games as the primary punter ... earned All-MVFC second-team honors ... finished the season with 3,203 yards, ranking third all-time at UNI in punting yards in a season ... averaged 42.7 yards per punt, landing seven for touchbacks, 26 inside the 20-yard-line and 15 of 50 yards-or-more ... his 42.7 yards per punt in 2015 ranks No. 6 all-time as a Panther ... averaged 44.0 yards per punt in UNI's win over #7 Eastern Washington (9/12), recording four of his six punts inside the 20 ... broke the UNI record for punting average in a game against South Dakota (10/31), averaging 52.4 yards on five punts, four of them ranging 50-or-more yards, including a career-long 68-yarder ... averaged 48.0 yards per punt in UNI's win over #23 Indiana State (11/7) ... had a career-high eight punts in back-to-back games in the FCS playoffs against #5 Portland State (12/5) and #2 North Dakota State (12/12).

**2014:** Did not see action.

**2013:** Redshirted.

**High School:** Played football at South Tama High School as a three-time letterwinner and two-time team captain ... was an INA first team All-State Class 3A punter ... two-time first team All-District ... named to the Academic All-District team twice ... helped his team to the 2012 State Quarterfinals ... finished with 34 punts, averaging 39.1 yards in 2012 ... also threw for 874 yards and six TDs and rushing for 565 yards and 10 TDs ... also lettered in track and field, basketball and baseball.

**Personal:** Son of George and Ann Kuhter ... is a third generation UNI student...accounting major.



### #88 MICHAEL KUNTZ

P | 6-1 | 179 | SO.  
CEDAR FALLS, IOWA  
CEDAR FALLS HS

**2015:** Did not see action.

**2014:** Redshirted.

**High School:** Played football at Cedar Falls High School for Pat Mitchell and Brad Remmert ... earned All-Mississippi Valley Conference and All-Metro in 2012 ... named to the All-Metro team and All-Mississippi Valley defensive second team in 2013 ... played quarterback, defensive back and punter at Cedar Falls ... also lettered in baseball, earning All-Metro in 2012 and 2013.

**Personal:** Son of Mike and Emily Kuntz ... was on the Honor Roll all four years ... majoring in criminology.



### #55 COLTON LUECK

OL | 6-4 | 277 | R-FR.  
DYERSVILLE, IOWA  
BECKMAN CATHOLIC HS

**2015:** Redshirted.

**High School:** Lettered in football at Beckman Catholic High School ... was invited to play at the Iowa Shrine Bowl All-Star game as a senior.

**Personal:** Son of Chuck and Lynn ... majoring in elementary education and middle level education.

#### SAM KUHTER GAME-BY-GAME (2015)

	No.	Yds	Avg.	Lg.	Blkd.	TB	FC	50+	i20
at Iowa State	1	58	58.0	58	0	0	0	1	1
E. Washington	6	264	44.0	50	0	0	4	1	4
at Cal Poly	6	260	43.3	53	0	2	3	2	1
at Illinois State	6	241	40.2	49	0	1	3	0	0
at NDSU	4	167	41.8	48	0	0	0	0	0
Western Illinois	6	215	35.8	46	0	0	3	0	4
at SDSU	6	240	40.0	51	0	0	2	1	3
South Dakota	5	262	52.4	68	0	1	1	4	3
Indiana State	4	192	48.0	57	0	2	2	1	0
at Missouri State	7	308	44.0	53	0	1	1	1	4
Southern Illinois	5	212	42.4	56	0	0	2	1	3
Eastern Illinois	3	115	38.3	52	1	0	1	1	0
at Portland State	8	332	41.5	51	0	0	3	1	1
at NDSU	8	337	42.1	50	0	0	5	1	2



## RETURNERS



### #31 MICHAEL MALLOY

RB | 6-0 | 210 | SR.  
SIOUX CITY, IOWA  
UNIV. OF IOWA

**2015:** Played in 12 games, earning five starts at running back ... finished the season with 12 carries for 152 yards, averaging 5.2 yards per carry for two touchdowns ... also had 12 catches for 269 yards, averaging 14.9 yards per reception for three touchdowns ... had four kickoff returns for 98 yards ... scored a two-yard receiving touchdown in UNI's win over #7 Eastern Washington (9/12) ... had three catches for 67 yards, including a 45-yard touchdown against #4 Illinois State (10/3) ... punched in an 11-yard rushing touchdown against #2 North Dakota State (10/10) ... recorded two catches for 69 yards and a career-long 49-yard touchdown against Southern Illinois (11/21).

**2014:** Did not see action.

**Prior to UNI:** Redshirted at the University of Iowa in 2012 ... did not see action in 2013.

**High School:** Lettered in football at Bishop Heelan Catholic High School ... earned first team All-State in 2011 ... helped lead his team to the state championship game in 2011 ... suffered major knee injury as a senior and saw very little game action ... as a junior rushed for 1,668 yards and 29 touchdowns on 207 attempts ... rushing total ranks third on Heelan's single-season rushing chart ... rushed for 241 yards in state quarterfinals, a total that ties as 10th best at Heelan for single game ... averaged 8.1 yards per carry, which ranks sixth all-time at Heelan for average per carry for a season ... also had 26 receptions for 210 yards and two scores ... rushed 136 times for 822 yards and 15 touchdowns as a sophomore ... saw action as a freshman, rushing three times for 10 yards in one game as Heelan claimed state 3A state title ... also lettered in track and field, winning the state championship and breaking a school record in the 400 meters in 2011 ... was also a 4X400 meter relay, 4X200 meter relay and spring medley state champion in 2010 ... also lettered in basketball.

**Personal:** Son of John and Twyla ... has two siblings, Alex and Brian ... majoring in criminology ... was part of the Gold Honor Roll while at Bishop Heelan High School.

for 35 yards against South Dakota (10/31), bringing in a career-long 23-yarder.

**2014:** Saw action against Tennessee Tech (9/27) as a reserve wide receiver.

**2013:** Did not see action.

**2012:** Redshirted.

**High School:** Lettered in football at Southeast Polk High School.

**Personal:** Son of Mike and Cindy McCoy...majoring in environmental science.



### #7 RICKEY NEAL

LB | 6-3 | 218 | SO.  
RACINE, WIS.  
HORLICK HS

**2015:** Saw action in 12 games on special teams and as a reserve linebacker ... brought in eight tackles, including one sack ... had two tackles, including a hand in a tackle for loss in UNI's win over #6 South Dakota State (10/24) ... had a solo sack for a loss of six yards against #23 Indiana State (11/7).

**2014:** Redshirted.

**High School:** Played football at Racine Horlick High School for Brian Fletcher ... voted Offensive Player of the Year by his team while leading Horlick High School to a City championship in 2013 ... also helped lead his team to a playoff appearance his senior season ... earned All-Area honorable mention as a quarterback in 2013 ... named a first team All-Conference selection in 2012 and 2013 ... also lettered in basketball and track and field, earning seven total varsity letters while at Horlick High School.

**Personal:** Son of Margaret Garcia and Rickey Neal, Sr. ... majoring in communication.



### #84 CODY MCCOY

WR | 6-1 | 208 | SR.  
ALTOONA, IOWA  
SOUTHEAST POLK HS

**2015:** Played in five games for the Panthers, starting at wide receiver against #2 North Dakota State (10/10) ... had two receptions



## RETURNERS

#UNIFIGHT

COACHING STAFF

PLAYER PROFILES

OPPONENTS

2015 REVIEW

RECORDS



### #85 ELIAS NISSEN

TE | 6-6 | 237 | SO.  
SPRINGVILLE, IOWA  
SPRINGVILLE HS

**2015:** Saw action in 10 games this season on special teams and as a reserve tight end ... served as a blocking tight end for the Panthers, helping UNI to four consecutive games with 300-plus rushing yards.  
**2014:** Redshirted.

**High School:** Played football at Springville High School for Joe Martin ... started all four years on the varsity squad ... earned All-District and first team All-State in 2012 and 2013 ... named team captain his junior and senior seasons ... rushed for 2,218 yards, received for 296 and had 48 rushing and 59 total touchdowns during the 2013 season ... he also had 107 tackles throughout his senior year ... helped lead his team to four District championships and to the state quarterfinals in 2013 ... also lettered in track and field and basketball.

**Personal:** Son of Bill and Pamela Nissen ... is a National Council on Youth Leadership member...communications/public relations major.

**High School:** Played football at Forest City High School for Todd Espeland and Ken Kasper ... is a two-time All-District selection ... was named team captain in 2013 and earned Globe Gazette North Iowa All Area team honors ... selected to play for the North squad at the Iowa Shrine Bowl ... also lettered in track and field and wrestling, earning a NIC Conference Championship in the heavyweight division in 2014.

**Personal:** Son of Ed and Linda Putney, has two siblings, Emily and Justin, who played on the offensive line for the Panthers from 2013-15 ... majoring in criminology.



### #72 ROBERT RATHJE

OL | 6-3 | 295 | SR.  
VAN HORNE, IOWA  
BENTON COMMUNITY HS

**2015:** Started in 13 games for UNI at center on the offensive line ... earned All-MVFC second-team honors ... was also named to the MVFC Scholar-Athlete second-team ... anchored the offensive line that helped UNI to a school record 3,266 rushing yards ... helped the UNI offensive line to create holes for the Panther rushing corps, allowing UNI to have two 1,000+ yard rushers in the same season for the first time in school history ... was a part of the offensive line that helped the Panthers to four straight games with 300-plus rushing yards, including wins against Missouri State (11/14) and #5 Portland State (12/5) where UNI rushed for more than 400 yards ... was a team-captain for the UNI offense that finished the season ranked No. 15 in the FCS in rushing offense.

**2014:** Started all 14 games at center on the offensive line ... was a part of the UNI offensive line that has helped the Panthers to 2,353 yards on the ground ... helped the offensive line that allowed UNI to finish with 300 or more rushing yards in two consecutive games, against Northern Colorado (9/20) and Tennessee Tech (9/27) ... also played an integral part in allowing UNI's David Johnson to finish with a school record 1,553 yards on the ground ... he was part of the offense that led the MVFC and the FCS in redzone offense.

**2013:** Saw action in nine games, starting in five as the Panthers' center ... helped UNI's rushing crew to 1,962 yards on the ground ... was part of the offensive line that only allowed 16 sacks on the season, ranking them 23rd in the FCS and third in the Missouri Valley Football Conference.

**2012:** Redshirted.

**High School:** Elite all-state offensive lineman by the Des Moines Register as a senior ... first team all-state pick by the Iowa Newspaper Association and Des Moines Register ... academic all-state honoree by the Iowa Football Coaches Association ... as a junior, was selected a first team all-state defensive lineman by the INA and a second team all-state offensive lineman by the Des Moines Register ... first team all-district as a junior and senior ... team lineman MVP as a junior and senior ... high school coach: Clay Andersen ... also participated in varsity track & field for four years and varsity basketball for three years.

**Personal:** Son of Jeff and Tammy Rathje ... has three brothers: Matt, Josh and Adam ... majoring in movement and exercise science.



### #89 TAYLOR OTTERSTATTER

TE | 6-6 | 244 | R-FR.  
MAYER, MINN.  
MAYER LUTHERAN HS

**2015:** Redshirted.

**High School:** Lettered in football at Mayer Lutheran High School for coach Dean Aurich ... earned first-team Kare 11 All-Metro ... had 68 catches for 881 yards and 13 touchdowns ... also lettered in basketball, playing center for Mayer Lutheran all four years.

**Personal:** Son of Keith and Tami ... has one sibling, Jeff ... majoring in movement and exercise science.



### #78 TYLER PUTNEY

TE | 6-7 | 280 | SO.  
FOREST CITY, IOWA  
FOREST CITY HS

**2015:** Did not see action.

**2014:** Redshirted.



## RETURNERS



### #99 ADAM RETH

DL | 6-5 | 271 | JR.  
MANCHESTER, IOWA  
MANCHESTER-WEST DELAWARE HS



### #67 BYRON RICH

OL | 6-4 | 315 | JR.  
MOBILE, ALA.  
FORT SCOTT CC

#### CAREER DEFENSE STATISTICS

Year	GP	UA	A	Total	TFL	PD	FF	FR	BLK	QBH
2014	14	13	7	20	4.0-15	0	0	0	0	0
2015	12	36	23	59	3.5-11	2	0	1	0	1
TOTAL	26	49	30	79	7.5-26	2	0	1	0	1

**2015:** Started in 12 games on the defensive line ... recorded 59 tackles on the season, including 36 solo and 23 assisted ... finished 2015 with 3.5 tackles for loss that included three sacks ... had two pass breakups, one quarterback hurry and a fumble recovery ... had four tackles and two sacks in UNI's win over #7 Eastern Washington (9/12) ... racked up a career-high nine tackles, including seven solo against #17 Cal Poly (9/19) ... turned in eight tackles and a quarterback hurry against #2 North Dakota State (10/10) ... grabbed his first-career fumble recovery in UNI's win over South Dakota (10/31) ... tied his career-high in tackles with nine, adding a sack for a loss of four yards against Missouri State (11/14).

**2014:** Saw action in all 14 games on the defensive line ... finished the season with 20 tackles, including 4.0 TFL and 2.0 sacks ... recorded a career-high four solo tackles, including one sack against Northern Colorado (9/20) ... had two tackles against Western Illinois (10/25) ... matched his career-high of four tackles in UNI's win over Southern Illinois (11/15).

**2013:** Redshirted.

**High School:** Three-year letter winner in football at Manchester-West Delaware High School for Doug Winkowilch ... named second team All-District in 2010, first team All-District and second team All-State in 2011 ... selected to the first team All-District and All-State his senior season ... holds a school record in most tackles-for-loss... also lettered in wrestling for three years and placed first in state in 2012.

**Personal:** Son of Mike and Gina Reth...majoring in technology management.

**2015:** Did not see action.

**Prior to UNI:** Played football at Fort Scott Community College ... was first-team All-Conference at center and first-team All-Region VI ... was ranked No. 12 in the state of Kansas at all positions ... rated a three-star recruit by Rivals and 24/7 Sports ... was also rated the No. 1 junior college center in the country by 24/7 Sports.

**High School:** Lettered in football at McGill-Toolen in Mobile, Ala. under coach Mike Dean.

**Personal:** Son of Paula and Craig Rich ... majoring in movement and exercise science.



## RETURNERS



### #93 KARTER SCHULT

DL | 6-2 | 265 | SR.  
TRIPOLI, IOWA  
TRIPOLI HS

#### CAREER DEFENSE STATISTICS

Year	GP	UA	A	Total	TFL/SCK	PD	FF	FR	BLK	QBH
2013	11	3	1	4	1.0/1.0	0	0	0	0	0
2014	14	19	13	32	8.0/4.0	0	1	1	0	7
2015	14	61	21	82	23.0/15.0	3	2	1	0	9
TOTAL	40	83	35	118	32.0/20.0	3	3	2	0	16

**2015:** Started all 14 games for the Panthers ... earned a spot on the STATS FCS All-America second-team ... was an All-MVFC first-team selection ... named a MVFC Scholar-Athlete first-team member along with CoSIDA Academic All-America first-team and CoSIDA Academic All-District first-team ... set the UNI record for tackles for loss in a season (23.0) and tackles for loss in a game (5.0) ... finished the season with 82 tackles, including 61 solo and 21 assisted ... led the team in sacks with 15.0, ranking him second all-time at UNI in season sacks ... ranked high in the FCS in sacks (No. 7) and tackles for loss (No. 15) in 2015 ... earned College Sports Madness National Defensive Player of the Week and MVFC Defensive Player of the Week (10/25) ... opened the season with eight tackles, including two sacks for a loss of 11 yards against Iowa State (9/5) ... had a career-high 10 tackles, adding a UNI record 5.0 tackles for loss and two sacks against #4 Illinois State (10/3) ... scored eight tackles, including 4.5 TFL and three sacks for a loss of 17 yards in UNI's win over #6 South Dakota State (10/24) ... had back-to-back games with two sacks and seven tackles against South Dakota (10/31) and #23 Indiana State (11/7) ... recorded six tackles along with two tackles for a loss of 17 yards and two quarterback hurries in UNI's FCS play-off win over #5 Portland State (12/5).

**2014:** Saw action in all 14 games, earning the starting nod in three ... racked up 31 tackles, including 8.0 TFL and 3.5 sacks for a loss of 30 yards ... also had one forced fumble, a fumble recovery and five quarterback hurries ... recorded four tackles which included two sacks for a loss of 18 yards against Tennessee Tech (9/27) ... also had four tackles against South Dakota State (10/18) ... finished with a career-high seven tackles in UNI's win over Southern Illinois (11/15) ... grabbed five tackles in back-to-back games against Missouri State (11/22) and Stephen F. Austin (11/29).

**2013:** Played in 11 games as a reserve on the defensive line ... finished with two tackles and one sack for a loss of eight yards against Drake (9/7) ... also recorded a tackle against McNeese State (9/28) and Western Illinois (11/23).

**2012:** Redshirted.

**High School:** First team all-state by the INA in 2010 and 2011 ... first team all-state by IowaPreps.com in 2011 ... first-team all-district pick for three straight years (2009-11) ... 2011 National Guard Impact Player of the Year ... team captain ... second team all-conference pick in basketball in 2010 and 2011 ... first team all-conference selection

in baseball in 2011 ... three-time academic all-district honoree in football ... two-time academic all-conference in both basketball and baseball ... member of National Honor Society ... honor roll student.  
**Personal:** Son of Kurt and Kristie Schult...majoring in movement and exercise science.

#### KARTER SCHULT GAME-BY-GAME (2015)

	UA	A	TOTAL	TFL	SACKS	FF	FR	INT	QBH
at Iowa State	6	2	8	2.0-11	2-11	0	0-0	0-0	1
E. Wash.	0	0	0	0.0-0	0-0	0	0-0	0-0	0
at Cal Poly	4	0	4	1.0-1	0-0	0	0-0	0-0	0
at Illinois St.	8	2	10	5.0-18	2-11	0	0-0	0-0	0
at NDSU	1	4	5	0.5-1	0-0	0	0-0	0-0	3
Western Ill.	8	0	8	0.0-0	0-0	0	0-0	0-0	1
at SDSU	6	2	8	4.5-18	3-17	0	0-0	0-0	0
South Dakota	6	1	7	2.0-6	2-6	0	0-0	0-0	0
Indiana State	5	2	7	2.5-6	2-4	1	0-0	0-0	0
at Missouri St.	3	4	7	0.5-5	1-5	0	0-0	0-0	0
Southern Ill.	6	0	6	2.0-11	1-7	1	0-0	0-0	1
Eastern Ill.	2	1	3	0.0-0	0-0	0	1-0	0-0	1
at Portland St.	3	3	6	2.0-17	1-10	0	0-0	0-0	2
at NDSU	3	0	3	1.0-7	1-7	0	0-0	0-0	0
TOTAL	61	21	82	23.0-101	15-78	2	1-0	0-0	9



### #12 REGGIE SCHULTE

QB | 6-2 | 205 | JR.  
CEDAR RAPIDS, IOWA  
XAVIER HS

**2015:** Did not see action.

**2014:** Did not see action.

**2013:** Redshirted.

**High School:** Finished with 4,002 passing yards, 54 touchdown passes and a 68 percent completion rating at Xavier High School for Duane Schulte ... was named the Cedar Rapids Metro and Mississippi Valley Conference first team quarterback in 2011 and 2012 ... during his senior season he was named the Cedar Rapids Gazette/KCRG All-Area Football Player of the Year and Cedar Rapids Metro Player of the Year ... was named to the IowaPreps.com Class4A All-State first team, Des Moines Register Class 4A All-State first team and the Iowa Newspaper Association Class 4A All-State second team in 2012 ... selected to play in the Iowa Shrine Bowl All-Star Game ... was named to the Class 4A Academic All-State football team ... member of National Honor Society for three years and the honor roll for four years.

**Personal:** Son of Duane and Sherry Schulte ... majoring in mathematics teaching.

#UNIFIGHT

COACHING STAFF

PLAYER PROFILES

OPPONENTS

2015 REVIEW

RECORDS



## RETURNERS



### #74 JACKSON SCOTT-BROWN

OL | 6-5 | 307 | R-FR.  
COUNCIL BLUFFS, IOWA  
ST. ALBERTS HS

**2015:** Redshirted.

**High School:** Lettered in football at St. Alberts High School under coach Kevin Culjat ... was the winner of the Vince Leber Spirit Award at St. Albert his senior season ... was invited to participate in the Iowa Shrine Bowl ... ranked 16th individually in the state on Iowa Prep Rivals ... was named to the Des Moines Register All-State second team, first-team All-City and first-team All-District as a senior ... selected to the All-District and All-Western Iowa first-team as a junior ... was on the state runner-up football team as a freshman and sophomore, getting the starting nod as a sophomore in the state championship game ... also lettered in track, basetball, baseball.

**Personal:** Son of Jen Brown ... was a four-year member of the concert and show choir ... participated in two musicals and two state-rated one-act plays ... is a lector and active member at Corpus Christi Parish ... received the Monsignor Kelly Circle of Excellence Award for community service...majoring in elementary education.



### #19 D.J. SINGLETON

DB | 6-3 | 199 | SR.  
UNION, N.J.  
UNIV. OF NEBRASKA

**2015:** Played in three games on special teams ... recorded a solo tackle against South Dakota (10/31).

**Prior to UNI:** Played for the University of Nebraska-Lincoln from 2013-14 ... redshirted during the 2013 season ... also played a season at Union Community College in New Jersey.

**High School:** Was named a team captain in 2012 and earned second-team All-State and All-Metro ... had 53 tackles, four sacks and 12 tackles for loss as a senior to earn second-team All-New Jersey ... was chosen to play in the Semper Fi All-Star game in January of 2012 ... was also selected to play in the USA Today International Bowl ... he was regarded as one of the top-20 players in the state of New Jersey and one of the top-30 safety prospects by Rivals.com and 24/7 Sports ... earned All-County honors as junior and senior.

**Personal:** Son of Bernadette and Dwayne Singleton ... has three siblings ... majoring in movement and exercise science.



### #82 TRENT SIMPSON

LS | 6-0 | 243 | SR.  
DES MOINES, IOWA  
ELLSWORTH CC

**2015:** Started all 14 games as UNI's long snapper ... helped UNI's kicking teams stay in sync, allowing the Panthers to make 16 field goals and punt for over 3,000 yards ... was a part of the PAT unit that knocked in 47 made extra points ... had a part in UNI's punting squad to averaged 42.1 yards per punt, ranking third all-time at UNI.

**2014:** Served as UNI's primary snapper for punts, field goals and extra points ... was an integral member of the team that allowed Michael Schmadeke to go 27-for-29 on field goals and 51-for-53 on extra points ... also allowed UNI's punting team to finish with 3,708 yards, averaging 41.2 yards per punt.

**2013:** Redshirted.

**Prior to UNI:** Started in every game as a player for Ellsworth Community College ... helped lead the team to a Graphic Edge Bowl Championship.

**High School:** Played football at Dowling Catholic High School ... helped the team to a 2011 state championship ... was ranked No. 23 in the country by Kohl's Kicking as a long snapper in high school.

**Personal:** Son of Marty and Denise Simpson ... majoring in family services.



### #97 ZACH SKIBINSKI

DL | 6-4 | 250 | JR.  
SIOUX CITY, IOWA  
BISHOP HEELAN HS

**2015:** Did not play due to injury.

**2014:** Played in one game against Hawai'i (9/13) as a reserve on the defensive line before suffering a season-ending injury.

**2013:** Redshirted.

**High School:** Finished with 239 total tackses and 21 sacks at Bishop Heelan High School for Roger Jansen ... helped lead his team to three district football championships and two state championship appearances ... a two-time Iowa Newspaper Association All-State first team, two-time Omaha World Hearld All-Western Iowa first team, two-time Sioux City Journal All-Northwest Iowa first team, two-time All-District first team and two-time Sioux City Journal All-Metro first team honoree ... was named the Bishop Heelan team captain and Defensive MVP in 2012 ... selected at the KSCJ Defensive Player of the Year and was invited to play in the Iowa Shrine Bowl All-Star Game ... was also a state qualifier for track and field ... captured the 100m dash title at the 2013 Drake Relays.

**Personal:** Son of Kim and Mark Skibinski...environmental science major.



## RETURNERS



### #80 BRANDON SMITH

WR | 6-3 | 200 | SR.  
LEE'S SUMMIT, MO.  
NDSU SCHOOL OF SCIENCE

**2015:** Saw action in seven games, earning the start at wide receiver against Western Illinois (10/17) ... had a catch for 18 yards in UNI's win over #6 South Dakota State (10/31) ... scored his first touchdown as a Panther in UNI's quarterfinal game against #2 North Dakota State (12/12), bringing in a 25-yard reception.

**Prior to UNI:** Played at the North Dakota State School of Science ... played in seven games last season, racking up 491 receiving yards, averaging 70.1 per game and scored five touchdowns.

**High School:** Played football at Lee's Summit High School in Lee's Summit, Mo.

**Personal:** Majoring in movement and exercise science.



### #32 TYVIS SMITH

RB | 6-3 | 224 | SR.  
DAVENPORT, IOWA  
CENTRAL HS

#### CAREER RUSHING STATISTICS

Year	GP	Att.	Yds.	TD	Lg.	Avg./C	Avg./G
2013	6	38	155	1	30	4.1	25.8
2014	11	20	59	0	8	3.0	5.4
2015	14	182	1079	7	59	5.9	77.1
TOTAL	31	240	1293	8	59	5.4	41.7

**2015:** Started in 11 games at running back, seeing action in all 14 ... had 182 carries for 1,079 yards on the ground for seven touchdowns, earning All-MVFC Honorable Mention ... averaged 5.9 yards per carry and 77.1 yards per game ... finished the season ranked No. 23 in the FCS in rushing yards and No. 25 in rushing yards per carry ... also had 72 kickoff return yards against #7 Eastern Washington (9/12) ... had 13 carries for 88 yards and a 22-yard rushing touchdown in UNI's win over #17 Cal Poly (9/19) ... had four straight games with 100-or-more rushing yards in four of the last five games of the year ... recorded 16 carries for 143 yards and a 56-yard touchdown against Missouri State (11/14) ... brought in 166 rushing yards and a 51-yard rushing score in UNI's win over Southern Illinois (11/21) ... had a career-high 24 carries along with 147 rushing yards and a 48-yard touchdown in UNI's first round FCS playoff victory over #24 Eastern Illinois (11/28) ... notched a career-high 207 yards on 21 carries for two touchdowns, including a career-long 59-yard rush against #5 Portland State (12/5).

**2014:** Played in 11 games as a reserve running back and on special

teams ... rushed for a season-high 33 yards on 12 carries against Tennessee Tech (9/27) ... grabbed three tackles on special teams against South Dakota State (10/18) ... had two rushes for 14 yards and three tackles against Southern Illinois (11/15).

**2013:** Saw action in six games as a reserve running back ... rushed for 155 yards off 38 carries during the season ... scored his first career touchdown against Drake (9/7), rushing for a career-high 82 yards.

**2012:** Redshirted.

**High School:** First team all-state by the Iowa Newspaper Association as a senior ... first-team all-metro in the Quad Cities ... first team all-conference ... racked up 1,810 rushing yards and 25 touchdowns during his senior season ... helped Davenport Central to three straight playoff appearances ... rushed for 100-plus yards in 14 straight games ... third team all-conference as a junior ... also played basketball and ran track ... high school coach: Mark Roering.

**Personal:** Son of Tiffany Copling and Kevin Tasco...majoring in liberal studies.

#### TYVIS SMITH GAME-BY-GAME (2015)

RUSHING	No.	Yds.	TD	Lg.
at Iowa State	7	37	0	18
Eastern Washington	8	15	1	4
at Cal Poly	13	88	1	22
at Illinois State	14	54	0	16
at North Dakota State	0	0	0	0
Western Illinois	4	14	0	6
at South Dakota State	12	54	0	12
South Dakota	12	36	0	7
Indiana State	12	60	0	10
at Missouri State	16	143	1	56
Southern Illinois	23	166	1	51
Eastern Illinois	24	147	1	48
at Portland State	21	207	2	59
at North Dakota State	16	58	0	13
TOTAL	182	1079	7	59

#UNIFIGHT

COACHING STAFF

PLAYER PROFILES

OPPONENTS

2015 REVIEW

RECORDS



## RETURNERS



### #77 BRYCE SWEENEY

OL | 6-7 | 316 | JR.  
SIOUX CITY, IOWA  
BISHOP HEELAN HS

**2015:** Started 13 games for UNI at right tackle, seeing action in all 14 ... earned MVFC Offensive Lineman of the Week for his performance against #23 Indiana State (11/7) ... helped UNI to a school record 3,266 rushing yards ... was a part of the UNI offense that finished the season ranked No. 15 in the FCS in rushing offense ... had a hand in the UNI offensive line that created holes for the Panther rushing corps, allowing UNI to have two 1,000+ yard rushers in the same season for the first time in school history ... was a part of the offensive line that helped the Panthers to four straight games with 300-plus rushing yards, including wins against Missouri State (11/14) and #5 Portland State (12/5) where UNI rushed for more than 400 yards.

**2014:** Saw action in 13 games as a reserve on the offensive line ... was a part of the UNI offensive line that has helped the Panthers to 2,353 yards on the ground ... helped the offensive line that allowed UNI to finish with 300 or more rushing yards in two consecutive games, against Northern Colorado (9/20) and Tennessee Tech (9/27).

**2013:** Redshirted.

**High School:** Was a three-year starter and letter winner in football at Bishop Heelan High School for Roger Jansen ... helped lead his team to three district football championships and two state championship appearances ... during the 2012 season he was named the football team captain ... was selected to the All-Metro first team, All-State first team, All-Conference first team and All-Northwest Iowa first team during his senior season ... was awarded the Pride Award which is given to the football player who plays with pride, leadership and lives his Christian faith ... was also a two-year starter on the basketball team and three-year letter winner for track and field.

**Personal:** Son of Mike and Julie Sweeney ... majoring in criminology.



### #91 EZRA SZCZYRBAK

DL | 6-5 | 278 | SO.  
MOOSE LAKE, MINN.  
MOOSE LAKE HS

**2015:** Saw action in six games as a reserve on the defensive line ... recorded an assisted tackle in UNI's season-opener against Iowa State (9/5).

**2014:** Redshirted.

**High School:** Played football at Moose Lake High School in Moose Lake, Minn. for Dave Louzek ... lettered all four years as a defensive end and offensive guard ... was named a finalist for Mr. Football and was named to play in the Minnesota All-Star Game ... was the Duluth News Tribune Player of the Year ... was selected to the Minnesota Vikings All-state team, Northstar Football News All-State first team, AP All-State second team during his senior season ... was honored as the offensive and defensive MVP for the Great Polar Alliance ... earned honorable mention AP All-State, All-Conference and All-Area during his junior season ... helped his team to two state quarterfinal appearances and two state championship appearances ... also lettered in basketball, baseball and track and field.

**Personal:** Son of Kevin and Jennifer Szczyrbak ... has four siblings, Ava, Aiden, Adelyn and Ned...majoring in elementary education and middle level education.



### #41 BLAKE THOMAS

LB | 6-2 | 206 | SO.  
WATERLOO, IOWA  
WATERLOO WEST HS

**2015:** Did not see action due to injury.

**2014:** Redshirted.

**High School:** Played football at Waterloo West High School for Lonnie Moore ... earned Waterloo Courier Prep of the Week his senior season ... selected as the Waterloo Rotary Club MVP Senior ... named All-Metro in 2012 and 2013 along with first team and second team All-Mississippi Valley Conference ... also named to the Iowa Newspaper Association All-State third team ... was the team captain during the 2013 season and was selected to play for the North squad in the 2014 Iowa Shrine Bowl ... also lettered in track and field.

**Personal:** Son of Robert Thomas and Bernadette Green Thomas ... was part of the Honor Roll ... majoring in biology.



## RETURNERS



### #95 SETH THOMAS

DL | 6-6 | 244 | R-FR.  
STILLWELL, KAN.  
BLUE VALLEY SOUTHWEST HS

**2015:** Redshirted.

**High School:** Lettered in football at Blue Valley Southwest High School for coach Bill Lowe ... was a team captain during his senior year ... had 12.5 sacks, 23 tackles for loss and 87 total tackles in 2014 ... also had his hand in four blocked PATs and three blocked punts as a senior ... was named to the All-EKL first-team, Wichita All-State team, the Topeka All-State team and one of Kansas Elite 100 Seniors in 2014 ... was a three-time player of the week as a senior and was Max Prep's Top-10 Sack Leader ... as a junior, he was named to the All-EKL second-team and Wichita All-State second-team ... selected to the Topeka All-State second-team and the National Underclassmen Defensive Player at the KCMO Camp.

**Personal:** Son of Rodney and Trish Thomas ... has three siblings, Hunter, Shelby and Dalton...majoring in manufacturing technology.



### #75 CAL TWAIT

OL | 6-7 | 286 | SO.  
MANSON, IOWA  
MANSON-NORTHWEST WEBSTER HS

**2015:** Started seven games for UNI at left tackle before suffering a season-ending injury ... was named to the MVFC Newcomer Team ... helped UNI to a school record 3,266 rushing yards ... was also an integral part in UNI's offense finishing at No. 15 in the FCS in rushing offense ... was the first true freshman to start at UNI on the offensive line since the program moved to Division I football.

**High School:** Was a three-year letter winner at Manson-Northwest Webster High School under coach Jeff Anliker ... was named a team captain in 2014 ... selected to the 2015 Iowa Shrine Bowl All-Star Football Squad ... as a senior, was named to the Des Moines Register All-State first-team as an offensive lineman and the INA All-State first team in 2014 ... also earned Academic All-State in 2014 ... was a two-time first-team All-District lineman and Academic All-District honoree ... also earned INA second-team All-State as a defensive lineman in 2013 ... was named Defensive MVP and Most Valuable Lineman as a senior ... also earned Most Dedicated as a freshman, junior and senior ... also lettered in basketball, track and baseball, earning Academic All-Conference in basketball and baseball.

**Personal:** Son of Kevin and Cathy Twait ... has three siblings, Kristen, Kyle and Lauren ... was a part of the National Honor Society, student council and FCCLA ... was also the NHS Vice President... physical education major.



### #8 MARCUS WEYMILLER

WR | 5-11 | 203 | SO.  
WAUKON, IOWA  
WAUKON HS

**2015:** Saw action in all 14 games at wide receiver and on special teams, earning the starting nod in two games ... had four receptions for 64 yards, averaging 16.0 yards per catch ... also racked up 40 yards on punt returns and 32 on kickoff returns ... had a catch for 24 yards in UNI's win over #17 Cal Poly (9/19) ... also had a reception for 21 yards against #4 Illinois State (10/3) ... had 29 kickoff return yards against Cal Poly along with a season-long punt return for 27 yards ... finished the year with nine tackles, including six solo while on special teams.

**2014:** Redshirted.

**High School:** Played football at Waukon High School ... was the starting running back and strong safety ... earned first team All-State running back, Gazette All-Area and first team All-District as a senior ... third team All-State and first team All-District as a junior and first team All-District as a sophomore ... was a team captain in 2013 and 2012 ... finished as Waukon's leading rusher with 3,492 rushing yards and was the school's leading scorer with 374 points ... also lettered in track and field, basketball and wrestling.

**Personal:** Son of Dave and Laure Weymiller ... ranked first in his class, earning academic all-district during his junior and senior years ... was also a part of the Honor Roll all four years ... majoring in political science.

#UNIFIGHT

COACHING STAFF

PLAYER PROFILES

OPPONENTS

2015 REVIEW

RECORDS



## RETURNERS



### #29 JAMISON WHITING

DB | 6-3 | 188 | SR.  
MINNEAPOLIS, MINN.  
WASHBURN HS



### #61 PRESTON WOODS

DL | 6-2 | 264 | JR.  
SOUTH ST. PAUL, MINN.  
SOUTH ST. PAUL HS

#### CAREER DEFENSE STATISTICS

Year	GP	UA	A	Total	TFL-YDS	PD	FF	FR	BLK	QBH
2013	11	18	3	21	1.0-3	3	0	0	0	0
2014	13	1	1	2	0.0-0	1	0	0	0	0
2015	12	7	0	7	0.0-0	2	0	0	0	0
TOTAL	36	26	4	30	1.0-3	6	0	0	0	0

**2015:** Played in 12 games as a reserve cornerback and on special teams ... recorded seven solo tackles on the season along with one pass breakup and an interception return for a 77-yard touchdown ... recorded solo tackles in back-to-back games against #7 Eastern Washington (9/12) and #17 Cal Poly (9/19) ... had his first interception return for a touchdown against #23 Indiana State (11/7), running it back for 77 yards ... had a season-high three tackles in UNI's win over Southern Illinois (11/21).

**2014:** Saw action in 13 games as a reserve cornerback ... recorded one tackle against Northern Colorado (9/20) and Tennessee Tech (9/27) ... also had a pass breakup against Illinois State (11/1).

**2013:** Played in 11 games, starting five as a true freshman at cornerback ... recorded 21 tackles, one sack and three pass breakups ... had a career-high five tackles to open his collegiate career against Iowa State (8/31) ... finished with four tackles against North Dakota State (10/5) ... also recorded four tackles and a pass breakup against South Dakota (10/19).

**High School:** Three-year letter winner from Washburn High School ... was named preseason All-Metro and to the Star Tribune 2013 Dream Team ... selected to All-Conference honorable mention twice ... was named the No. 8 recruit out of Minnesota by Rivals.com ... was a two-time All-State, All-Conference and All-Section honoree for track and field ... lettered three years in basketball.

**Personal:** Majoring in political science and philosophy ... represented UNI and the MVFC at the NCAA Student Leadership Conference in the summer of 2016 ... is part of the MVC Student Advisory Committee and the UNI SAAC ... a nominee for the 2016 AllState Good Works Team.

**2015:** Battled an injury early in the season, but came back to play in nine games, starting the last eight ... racked up 22 tackles, including two for loss of yards and two sacks ... had four tackles and a hand in a sack in UNI's win over #6 South Dakota State (10/24) ... had a sack for a loss of 10 yards against South Dakota (10/31) ... recorded a career-high five tackles against Missouri State (11/14) ... finished UNI's FCS playoff win over #5 Portland State (12/5) with four tackles and a fumble recovery.

**2014:** Saw action in four games as a reserve on the defensive line ... recorded one tackle against Northern Colorado (9/20), assisting on a sack ... also had a pass breakup against Tennessee Tech (9/27).

**High School:** Played football at South St. Paul High School for Chad Sexauer ... was named to the All-State, All-Metro and All-Conference first teams ... was an Elite 11 pick ... was the Defensive Player of the Year in the Classis Suburban Conference ... selected to the Minnesota Viking All-State team ... also lettered in wrestling and track and field.

**Personal:** Son of Joanna and Preston Woods, Sr. ... has one sibling, Paxton ... majoring in movement and exercise science.



## NEWCOMERS

#UNIFIGHT

COACHING STAFF

PLAYER PROFILES

OPPONENTS

2015 REVIEW

RECORDS

### #90 SPENCER BROWN



OL | 6-8 | 235 | FR.  
LENOX, IOWA  
LENOX HS

**High School:** Lettered in football at Lenox High School for Allen Dukes ... led his team to a district championship in 2015 ... earned first-team all-state as a senior ... is a two-time first-team all-district selection for defense, also earning first-team offense in 2015 ... racked up 24 receptions for 388 yards and seven touchdowns as a senior, also recording 67 tackles, 17 sacks and four fumble recoveries ... also lettered in basketball and baseball, earning first-team all-conference honors in both.

**Personal:** Son of Liz Jessen and Kurt Brown ... has two siblings, Erica and Garrett ... majoring in business.

### #17 CHRISTIAN ELLSWORTH



QB | 6-4 | 220 | FR.  
ST. LIBORY, NEB.  
RAND ISLAND NORTHWEST HS

**High School:** Lettered in football at Grand Island Northwest High School for Kevin Stein ... is a three-time all-conference, all-district and all-area selection ... earned first-team all-state as a senior, second-team all-state in 2014 and all-state honorable mention as a sophomore ... holds the Nebraska state record for career passing yards, career completions, careers touchdowns, single game completions, single game attempts and season completions ... held a 68-percent completion percentage as a senior in 2015 ... was named the Huskerland Super Squad captain ... invited to the Shrine Bowl and the River Battle Bowl ... also a four-time academic letter winner ... is a Wendy's Heisman state finalist ... also lettered in basketball and track and field.

**Personal:** Son of Jeff and Sherri Ellsworth ... has three siblings, Preston, Jasmine and Ella ... majoring in exercise science ... member of the National Honor Society ... in the top 10-percent of his class.

### #49 DESMOND CHAPPLE



DL | 6-5 | 235 | FR.  
EDWARDSVILLE, ILL.  
EDWARDSVILLE HS

**High School:** Lettered in football at Edwardsville High School ... is a two-time all-conference selection ... selected to the all-metro team ... only lost four games in his high school career ... is a three-year varsity letterwinner ... also lettered in track and field, throwing the shot put.

**Personal:** Son of Samara Chapple and Derrick Williams.

### #58 AUSTIN ERRTHUM



PK | 5-10 | 175 | SO.  
KALONA, IOWA  
DRAKE UNIV.

**Prior to UNI:** Played soccer at Drake in 2014 ... played in all 11 games as a freshman.

**High School:** Competed in sports at Mid-Prairie High School ... was a defender/midfielder for the Golden Hawks soccer team, helping his team to a state runner-up finish as a senior, earning all-state honors ... was also all-state as a junior and sophomore.

**Personal:** Son of Jamey and Katie Errthum ... majoring in health sciences.

### #71 NICK ELLIS



OL | 6-5 | 275 | FR.  
PARKERSBURG, IOWA  
APLINGTON-PARKERSBURG HS

**High School:** Lettered in football at Aplington-Parkersburg High School for Alex Pollock ... is a two-time first-team all-district selection ... earned second-team all-state in 2015 ... invited to the Iowa Shrine Bowl ... helped his team to playoff berths in 2014 and 2015 ... also lettered in basketball, earning first-team all-conference.

**Personal:** Son of Lisa and D. Jay ... has two siblings, Dylan and Jaycie ... majoring in business ... member of the National Honor Society ... four-year Honor Roll selection.



## NEWCOMERS

### #27 AUSTIN EVANS



DB | 6-2 | 195 | FR.  
KANSAS CITY, MO.  
ARCHBISHOP O'HARA HS

**High School:** Lettered in football at Archbishop O'Hara High School for Jim DeMarea ... was a multi-position athlete in high school ... earned first-team all-state as a wide receiver and a kick returner in 2015 ... also was selected to the first-team all-district squad as a wide receiver, defensive back and kick returners as a senior ... named first-team all-conference as a running back, defensive back and kick returner in 2015 ... racked up 33 receptions for 644 yards and five touchdowns ... ran back two kickoff returns and one interception for touchdowns as a senior ... also had 112 rushes for 926 yards and 11 scores.

**Personal:** Son of James and Evonn Evans.

named District Defensive Player of the Year ... was also an academic all-state selection.

**Personal:** Son of Joy and David ... has one sibling, Erin ... majoring in business.

### #24 NIKHOLI JAGHAI



DB | 5-10 | 170 | FR.  
MIAMI GARDENS, FLA.  
FLANAGAN HS

**High School:** Lettered in football at Flanagan High School ... helped his team to the 8A state championship ... was one of eight Division I signee's from the 2016 class from Flanagan High School ... played both cornerback and nickel ... also served as the leading punt returner, finishing with 425 yards and one return for a touchdown ... was part of the Broward vs. Dade County All-Star game.

### #53 GARRETT GRAF



LB | 6-0 | 200 | FR.  
VERONA, WIS.  
MIDDLETON HS

**High School:** Lettered in football at Middleton High School for Tom Simon ... helped his team to back-to-back Big Eight Conference championships ... earned first-team all-conference honors as a senior ... named to the ESPN all-area honorable mention team ... was a semifinalist for the John Anderson Award, given to the top linebacker in the state of Wisconsin ... voted a team captain while leading them in total tackles, solo tackles, assisted tackles and forced fumbles ... also lettered in hockey, leading his team to two conference championships.

**Personal:** Son of Andrew and Beth Graf ... has three siblings, Katelyn, Gabe and Drew ... brother Drew, played football at Wisconsin-La Crosse ... majoring in business.

### #21 CHRISTIAN JEGEN



WR | 6-1 | 195 | FR.  
SHAWNEE, KAN.  
MILL VALLEY HS

**High School:** Lettered in football at Mill Valley High School for Joel Applebee ... was the 2015 Kansas Gatorade Player of the Year ... earned the Otis Taylor Award as a senior, given to the top wide receiver in the Kansas City metro ... selected as the SHUKC Offensive Player of the Year in 2015 ... also a finalist for the Simone Award, given to the top player in the Kansas City metro ... named the Kansas 5A Offensive Player of the Year as a senior ... was first-team all-state and all-conference in 2015, also earning first-team SHUKC for offense, defense and special teams ... lettered in track and field, qualifying for the state meet in 2015.

**Personal:** Son of Sean and Kim Jegen ... has two siblings, Kolten and Kye ... majoring in business ... selected to the honor roll all four years of high school.

### #48 JAKE HARTFORD



LB | 6-3 | 210 | FR.  
CIRCLE PINES, MINN.  
CENTENNIAL HS

**High School:** Lettered in football at Centennial High School ...



## NEWCOMERS

#UNIFIGHT

COACHING STAFF

PLAYER PROFILES

OPPONENTS

2015 REVIEW

RECORDS

### #73 JAKE KESTEL



OL | 6-5 | 290 | FR.  
NORWALK, IOWA  
NORWALK HS

**High School:** Lettered in football at Norwalk High School for Paul Patterson ... was a three-year starter ... invited to play in the Shrine Bowl ... led his team to a runner-up finish in the state championship game in 2015.

**Personal:** Son of Kevin and Julie Kestel ... has two siblings, Devin and Mackenzie ... was on honor roll all four years.

**Personal:** Son of Emmett, Sr. and Tara Lynch ... majoring in communications.

### #1 TYRELL LYONS



DB | 6-1 | 213 | JR.  
JACKSONVILLE, FLA.  
FLORIDA STATE UNIV.

**Prior to UNI:** Played two seasons at Florida State as a defensive back and linebacker ... played in the first two games of 2015 before suffering a season-ending injury ... saw action in 11 games in 2014, making three tackles as a reserve safety and linebacker ... redshirted in 2013.

**High School:** A versatile athlete in high school, he played both safety and outside linebacker for the First Coast (Jacksonville) Buccaneers...high school teammate of Reggie Northrup...said to have very strong coverage skills and a keen eye for reading and reacting to plays...also a sure tackler...registered 92 tackles, including nine tackles for loss, three fumble recoveries and two interceptions as a senior...held a four-star ranking from ESPN and Scout and was a three-star prospect according to Rivals and PrepStar...earned second-team 7A All-State honors at linebacker as a senior...was selected to the All-First Coast team by the Florida Times-Union...selected the Seminoles over offers from Clemson, Miami, North Carolina, Ole Miss, Ohio State and South Carolina, among others.

**Personal:** Majoring in social science.

### #40 ALFONZO LAMBERT II



LB | 6-1 | 200 | FR.  
ROCKFORD, ILL.  
AUBURN HS

**High School:** Lettered in football at Auburn High School ... was named to the all-conference first-team as a senior, earning conference Defensive MVP ... was named the team Defensive MVP in 2014 ... earned player of the week honors from WREX and the Chicago Bears ... holds the school record in tackles ... was named the No. 13 linebacker in the state of Illinois ... also part of the National Core6 traveling 7-on-7 team in 2015 ... named team captain ... was a scholar-athlete for class 7A.

**Personal:** Son of Alfonzo and Amy Lambert ... sister, Adeja, plays volleyball at the University of Michigan ... was a member of the honor roll all four years.

### #96 MARCEL MINNIEFIELD



DL | 6-2 | 295 | FR.  
LEE'S SUMMIT, MO.  
LEE'S SUMMIT WEST HS

**High School:** Started three years at Lee's Summit West High School for Royce Boehm ... was named to the Class 6 Coaches all-state team along with Media all-state, all-district and all-conference in 2015 ... was a Kansas City 41 Five-Star Athlete of the Week during his senior season ... finished his second year with 88 tackles, 6.5 sacks, 15.5 tackles for loss, two forced fumbles and two fumble recoveries ... lead his team to a Class 5 State Championship in 2013 as part of the Army National Guard Football Tour of Champions his sophomore season.

**Personal:** Son of Kline and Anabelle Minniefield ... has four brothers, Kyle, Donell, Corbin and Hampton ... majoring in history education and business management.

### #00 EMMETT LYNCH



DB | 6-0 | 187 | SO.  
CHICAGO, ILL.  
NORTHERN ILLINOIS UNIV.

**Prior to UNI:** Played at Northern Illinois from 2014-15 ... redshirted in 2014 and didn't see any action in 2015.

**High School:** Lettered in football at Rich Central High School ... was a four-time all-conference honoree ... totaled 56 tackles and eight interceptions in two years ... posted 34 tackles, 19 solo, in 2013 while also forcing two fumbles ... set a school record for interceptions in a season with five as a junior ... registered 21 tackles in 2012.



## NEWCOMERS

### #38 MARCUS MONTGOMERY



DB | 5-10 | 193 | JR.  
JOHNSTON, IOWA  
IOWA WESTERN CC

**Prior to UNI:** Played football at Iowa Western ... earned first-team All-Conference and NJCAA All-America honorable mention in 2014 ... led the team in tackles in with 98, averaging 8.2 per game ... also brought in 14.5 tackles for loss and two interceptions.

**High School:** Lettered in football at Johnston High School.

**Personal:** Majoring in sociology.

### #86 BRILEY MOORE



TE | 6-4 | 200 | FR.  
BLUE SPRINGS, MO.  
BLUE SPRINGS SOUTH HS

**High School:** Three-year starter at Blue Springs South High School for Greg Oder ... helped his team to a state championship in 2015 ... earned all-state, all-district and all-conference as a senior ... was named a 2015 Otis Taylor Award nominee ... had 37 receptions for 653 yards and 15 touchdowns as a senior ... also lettered in basketball, starting for three years and leading his team to a state championships in 2015.

**Personal:** Son of Katie Moore ... has one sibling, Kyla ... majoring in physical therapy.

### #26 ISAIAH NIMMERS



DB | 5-9 | 176 | FR.  
CEDAR RAPIDS, IOWA  
WASHINGTON HS

**High School:** Lettered in football at Cedar Rapids Washington High School for Paul James ... named a team captain ... led his team to three district championships, one conference championship and a state runner-up finish in 2014 ... earned second-team INA all-state as a senior ... was first-team all-district as a wide receiver and named to the first-team all-area as a defensive back in 2015 ... has 45 receptions as a senior, finishing with 870 yards and 12 receiving touchdowns along with three interceptions ... selected to all-conference and all-metro second-team as a defensive back in 2013 ...

also named first-team all-district in 2013 ... also lettered in track and field, earning a conference title in the 400 hurdles.

**Personal:** Son of Laurence and Earra Nimmers ... has one sibling, Noah ... majoring in exercise science.

### #94 SONNY ONKEN



DL | 6-4 | 245 | FR.  
NORWALK, IOWA  
NORWALK HS

**High School:** Lettered in football at Norwalk High School for Paul Patterson ... named the Cedar Rapids Gazette and Iowa Preps Defensive Player of the Year ... earned Iowa Preps and Elite all-state honors ... three-time all-district selection ... earned Warren County Player of the Year ... led his team to the state championship game in 2015 ... helped his team to four consecutive seasons in the state playoffs ... first freshman in Norwalk history to play and start for the varsity team in his first season ... racked up 86 tackles, 17 tackles for loss and a touchdown as a senior ... also lettered in basketball and track and field ... is third all-time in school history in the discus.

**Personal:** Son of Dendra Lee and Patrick Onken ... has two brothers and a sister ... majoring in business ... is a four-time academic all-district selection.

### #43 CHRISTIAN PEREZ



DL | 6-3 | 245 | SO.  
HARLEM, N.Y.  
MONROE COLLEGE

**Prior to UNI:** Played football at Monroe College, earning all-conference as a sophomore.

**High School:** Lettered in football at John F. Kennedy High School for Andy Lanceberg ... was named all-county, all-city and all-state as a senior ... invited to the Senior All-Star game.



## NEWCOMERS

#UNIFIGHT

COACHING STAFF

PLAYER PROFILES

OPPONENTS

2015 REVIEW

RECORDS



### #54 TREY RECKNOR

LB | 6-2 | 227 | FR.  
MT. HOREB, WIS.  
MT. HOREB HS

**High School:** Lettered in football at Mt. Horeb High School for Travis Rohrer ... was a unanimous first-team all-conference tight end as a junior ... also earned second-team all-conference as a linebacker in 2015 ... had 49 career receptions and eight career touchdowns ... led his team to a conference championship as a sophomore ... also helped his team to three consecutive trips to the Level 3 playoffs ... lettered in basketball, earning honorable mention all-conference and helping his team to a state championship as a junior.  
**Personal:** Son of Cory and Connie ... has two siblings, Marissa and Tristan ... majoring in pre-med.

a junior, also earning all-metro, all-state and all-conference ... was the 200 and 400 meter state champion ... named all-conference and all-metro in basketball and baseball.  
**Personal:** Son of Todd and Molly ... has two siblings, Bailey and Payton.



### #36 KORB SANDER

DB | 6-1 | 205 | FR.  
BELMOND, IOWA  
BELMOND-KLEMM HS

**High School:** Lettered in football at Belmond-Klemme High School ... three-time first-team all-district ... was named District Offensive MVP as a junior and a senior ... also earned first-team all-state in 2015 ... only played in six games a senior, still racking up 1,679 rushing yards and 30 touchdowns ... rushed for 1,879 rushing yards and 27 touchdowns as a junior ... was named second-team all-district as a freshman ... also lettered in basketball, baseball and track and field ... was two-time all-conference in baseball ... holds the school record in the 200 meters in track and is a two-time conference champion in the 100 and 200 meters and a state champion in both events.  
**Personal:** Son of Mike and Dawn Sander ... has two siblings, Ryann and Tate ... majoring in exercise science.



### #65 DAVONIUS REED

DL | 6-2 | 285 | FR.  
PARKERSBURG, IOWA  
APLINGTON-PARKERSBURG HS

**High School:** Lettered in football at Aplington-Parkersburg High School for Alex Pollock ... named second-team all-state in 2015 and all-district as a junior ... earned the Iron Man lifting award in 2014 and 2015 ... helped his team to the state playoffs during his junior and senior seasons.  
**Personal:** Son of Patricia Whitlatch ... majoring in management.



### #28 JAMAHL SCOTT

DB | 5-11 | 170 | FR.  
ST. LOUIS, MO.  
KIRKWOOD HS

**High School:** Lettered in football at Kirkwood High School ... earned all-state, all-district, all-conference as a running back ... was also an all-conference defensive back as a junior and senior ... named a team captain his senior season ... had 31 tackles, seven interceptions and four interception returns for touchdowns as a senior, along with 114 rushing attempts for 1,100 yards and 10 touchdowns ... also lettered in track and field, earning the Alvin Miller Amazing Sprinter Award and team captain.  
**Personal:** Son of Xan Scott.



#87 JALEN RIMA  
WR | 6-2 | 180 | FR.  
CEDAR RAPIDS, IOWA  
PRAIRIE HS

**High School:** Lettered in football at Prairie High School for Mark Bliss ... named first-team all-district and all-metro as a senior along with third-team all-state ... was also all-district and all-metro as a junior ... holds the school record for touchdowns in a season with 16 ... named a team captain ... has 22 receptions for 567 yards and 541 rushing yards for 16 touchdowns as a senior ... averaged 19.4 yards per play in 2015 ... also lettered in basketball, baseball and track and field ... was the Conference Athlete of the Year in track as



## NEWCOMERS

### #47 ELERSON SMITH



DL | 6-7 | 200 | FR.  
MINNEAPOLIS, MINN.  
MINNEAPOLIS SOUTH HS

**High School:** Lettered in football at Minneapolis South High School ... was a first-team all-state selection by USA Today as a tight end ... earned second-team all-state Northstar as a defensive end ... named second-team all-metro Star Tribune ... also lettered in track and field, wrestling and basketball.

**Personal:** Has two siblings, August and Brandon ... majoring in psychology.

### #63 BRAWNTAE WELLS



DL | 6-4 | 258 | FR.  
DES MOINES, IOWA  
DOWLING CATHOLIC HS

**High School:** Lettered in football at Dowling Catholic High School for Tom Wilson ... helped his team to back-to-back state championships, including an undefeated season in 2015 ... was named a team captain ... earned all-state, all-district and elite all-state as a senior ... racked up 22 solo tackles, 12 assisted, six tackles for loss and six sacks ... also lettered in basketball.

**Personal:** Son of Tanya Wells and Kevin Dunigan ... has two brothers ... majoring in family services.

### #2 MALCOLM WASHINGTON



DB | 6-2 | 179 | JR.  
HOUSTON, TEXAS  
FRESNO STATE UNIV.

**Prior to UNI:** Played two seasons at Fresno State as a cornerback ... saw action in all 12 games in 2015, recording eight tackles and four pass breakups ... his four pass breakups against Hawai'i was a season-high of any Fresno State defensive player in 2015 ... played in all 14 games and made seven starts in 2014 as a true freshman ... had 37 tackles and three pass breakups ... had a season-high seven tackles against San Jose State.

**High School:** A highly decorated athlete and four-year letterwinner at Alief Elsik High School under coach Bill Barron ... named the Texas High School Football 2013 All-District 18-5A Return Specialist MVP ... was a Houston Chronicle All-District (18-5A) first-team selection as a return specialist ... played in nine games as a senior, leading his team in all-purpose yards with 617 ... had 14 kickoff returns for 481 yards, a 34.4 average, three touchdowns with a long of 93 ... also returned four punts for a 7.5 average and total of 30 yards ... caught 11 passes for 78 yards in 2013 ... was also a first-team all-academic selection ... competed in track & field at Alief Elsik, running the 400m and the 4x100, 4x200 and 4x400 relays ... prefers to be called Mac.

**Personal:** Son of Karen and James Washington ... has two older brothers Michael and James ... pre-athletic training major.

### #80 ISAIAH WESTON



WR | 6-4 | 195 | FR.  
ALBERTVILLE, MINN.  
ST. MICHAEL-ALBERTVILLE HS

**High School:** Lettered in football at St. Michael-Albertville High School for Jared Essler ... two-time all-conference selection ... was named the Most Valuable Wide Receiver for the Blue Division ... named District MVP ... also selected to the all-state team as a receiver ... named to the Vikings All-State team ... led his team to a 12-1 season, winning the conference, section and state championships ... also lettered in basketball and track.

**Personal:** Son of James and Naomi Weston ... has two siblings, Olivia Sophia ... majoring in psychology.



## NEWCOMERS

### #00 BRISON WHITE



DB | 5-10 | 215 | FR.  
WOODBURY, MINN.  
EAST RIDGE HS

**High School:** Lettered in football at East Ridge High School for Dan Fritze ... earned all-conference honorable mention ... helped his team to a runner up finish at the state championship ... played strong safety and outside linebacker at East Ridge.

**Personal:** Son of Rdella and Brian ... has two siblings, Brian White, Jr. and Brinisha.

### #45 MARKAIL WILLIAMS



LB | 6-4 | 218 | FR.  
ST. LOUIS, MO.  
PATTONVILLE HS

**High School:** Lettered in football at Pattonville ... named Co-Defensive Player of the Year ... earned first-team all-state, third-team all-metro ... also selected to the first-team all-conference team ... two-time all-district selection ... racked up eight interceptions, two defensive touchdowns, 130 tackles, four sacks and 15 tackles for loss.

### #9 XAVIOR WILLIAMS



DB | 6-0 | 175 | FR.  
BURLINGTON, IOWA  
NOTRE DAME HS

**High School:** Lettered in football at Notre Dame High School for Nick Breuer ... earned first-team INA and Des Moines Register all-state as a senior ... is a three-time first-team all-district selection and a two-time winner of District MVP as a wide receiver ... also was selected to the INA and Des Moines Register all-state second-team in 2014 ... holds the school record for career all-purpose yards, receiving yards and receiving touchdowns ... had 1,847 receiving yards and 16 touchdowns as a senior, also adding 799 yards and 10 touchdowns on the ground ... also lettered in track and field, helping his team to a state championship in 2015 ... was a state champion in the 4X100 meters, also finishing in second in the long jump and third in the high jump.

**Personal:** Son Aimee Hingst ... has three siblings, Xander, Nadiya and Quinn ... majoring in exercise science.

#UNIFIGHT

COACHING STAFF

PLAYER PROFILES

OPPONENTS

2015 REVIEW

RECORDS



# OPPONENT INFORMATION





# 2016 OPPONENT CAPSULES

#UNIFIGHT

GAME 1	IOWA STATE
	Sept. 3, 2016 Jack Trice Stadium (61,500)

Location..... Ames, Iowa  
 Head Coach..... Matt Campbell (1st yr)  
 Coach Record..... 0-0  
 2015 Record..... 3-9  
 2015 Big 12 Record..... 2-7/9th  
 Football Contact..... Mike Green  
 Office..... 515-294-7019  
 Email..... mgreen@iastate.edu  
 Website..... Cyclones.com  
 Conference Website..... Big12Sports.com

### SERIES VS. IOWA STATE

Series History..... Iowa State leads, 21-5-3  
 In Ames..... Iowa State leads, 20-5-1  
 In Cedar Falls..... Iowa State leads, 1-0-2  
 First Meeting (1899)..... Tied, 0-0  
 Last Meeting (2015)..... ISU 31, UNI 7  
 Last UNI Win (2013)..... UNI 28, ISU 20  
 Last ISU Win (2015)..... ISU 31, UNI 7  
 Farley vs. Iowa State..... 2-7  
 Campbell vs. UNI..... 0-0

GAME 4	SOUTHERN ILLINOIS
	Oct. 1, 2016 (Homecoming) UNI-Dome (16,324)

Location..... Carbondale, Ill.  
 Head Coach..... Nick Hill (1st yr)  
 Coach Record..... 0-0  
 2015 Record..... 3-8  
 2015 MVFC Record..... 2-6/9th  
 Football Contact..... John Lock  
 Office..... 618-453-7102  
 Email..... jtlock2@siu.edu  
 Website..... SIUSalukis.com  
 Conference Website..... Valley-Football.org

### SERIES VS. SOUTHERN ILLINOIS


Series History..... UNI leads, 17-16  
 In Carbondale..... SIU leads, 12-4  
 In Cedar Falls..... UNI leads, 13-4  
 First Meeting (1965)..... SIU 23, UNI 16  
 Last Meeting (2015)..... UNI 49, SIU 28  
 Last UNI Win (2015)..... UNI 49, SIU 28  
 Last SIU Win (2013)..... SIU 24, UNI 17 (OT)  
 Farley vs. SIU..... 7-8  
 Hill vs. UNI..... 0-0

GAME 2	MONTANA
	Sept. 10, 2016 UNI-Dome (16,324)

Location..... Missoula, Mt.  
 Head Coach..... Bob Stitt (2nd yr)  
 Coach Record..... 8-5  
 2015 Record..... 8-5  
 2015 Big Sky Record..... 6-2/t-2nd  
 Football Contact..... Eric Taber  
 Office..... 406-243-5402  
 Email..... eric.taber@mso.umt.edu  
 Website..... GoGriz.com  
 Conference Website..... BigSkyConf.com

### SERIES VS. MONTANA

Series History..... Montana leads, 5-0  
 In Missoula..... Montana leads, 4-0  
 In Cedar Falls..... Montana leads, 1-0  
 First Meeting (1981)..... UM 42, UNI 21  
 Last Meeting (2011)..... UM 48, UNI 10  
 Last UNI Win (2013)..... --  
 Last Montana Win (2011)..... UM 48, UNI 10  
 Farley vs. Montana..... 0-2  
 Stitt vs. UNI..... 0-0

GAME 5	SOUTH DAKOTA
	Oct. 8, 2016 DakotaDome (10,000)

Location..... Vermillion, S.D.  
 Head Coach..... Bob Nielson (1st yr)  
 Coach Record..... 0-0  
 2015 Record..... 5-6  
 2015 MVFC Record..... 3-5/7th  
 Football Contact..... Bryan Boettcher  
 Office..... 605-677-5927  
 Email..... bryan.boettcher@usd.edu  
 Website..... GoYotes.com  
 Conference Website..... Valley-Football.org

### SERIES VS. SOUTH DAKOTA


Series History..... UNI leads, 27-18-1  
 In Vermillion..... UNI leads, 8-7  
 In Cedar Falls..... UNI leads, 19-11-1  
 First Meeting (1899)..... Tied, 0-0  
 Last Meeting (2015)..... UNI 20, USD 7  
 Last UNI Win (2015)..... UNI 20, USD 7  
 Last USD Win (2013)..... USD 38, UNI 31 (2OT)  
 Farley vs. South Dakota..... 6-1  
 Nielsen vs. UNI..... 1-2

GAME 3	EASTERN WASHINGTON
	Sept. 17, 2016 Roos Field (8,600)

Location..... Cheney, Wash.  
 Head Coach..... Beau Baldwin (9th yr)  
 Coach Record..... 73-30  
 2015 Record..... 6-5  
 2015 Big Sky Record..... 5-3/6th  
 Football Contact..... Dave Cook  
 Office..... 509-359-6334  
 Email..... dcook@ewu.edu  
 Website..... GoEags.com  
 Conference Website..... BigSkyConf.com

### SERIES VS. EASTERN WASHINGTON

Series History..... UNI leads, 6-0  
 In Cheney..... 0-0  
 In Cedar Falls..... UNI leads, 6-0  
 First Meeting (1985)..... UNI 17, EWU 14  
 Last Meeting (2015)..... UNI 38, EWU 35  
 Last UNI Win (2015)..... UNI 38, EWU 35  
 Last EWU Win..... --  
 Farley vs. Eastern Washington..... 2-0  
 Baldwin vs. UNI..... 0-1

GAME 6	YOUNGSTOWN STATE
	Oct. 15, 2016 Stambaugh Stadium (20,630)

Location..... Youngstown, Ohio  
 Head Coach..... Bo Pelini (2nd yr)  
 Coach Record..... 5-6  
 2015 Record..... 5-6  
 2015 MVFC Record..... 3-5/8th  
 Football Contact..... Trevor Parks  
 Office..... 330-941-3192  
 Email..... tparks@ysu.edu  
 Website..... YSUSports.com  
 Conference Website..... Valley-Football.org

### SERIES VS. YOUNGSTOWN STATE

Series History..... UNI leads, 21-7  
 In Youngstown..... UNI leads, 9-4  
 In Cedar Falls..... UNI leads, 12-3  
 First Meeting (1978)..... YSU 31, UNI 14  
 Last Meeting (2013)..... UNI 22, YSU 20  
 Last UNI Win (2013)..... UNI 22, YSU 20  
 Last YSU Win (2012)..... YSU 42, UNI 35  
 Farley vs. Youngstown State..... 12-1  
 Pelini vs. UNI..... 0-0

COACHING STAFF

PLAYER PROFILES

OPPONENTS

2015 REVIEW

RECORDS



## 2016 OPPONENT CAPSULES

18 FCS PLAYOFF APPEARANCES | 7 TRIPS TO THE FCS SEMIFINALS | 16 MVFC CHAMPIONSHIPS | 79 WINS OVER TOP-25 OPPONENTS

<b>GAME 7</b>	<b>MISSOURI STATE</b>
	Oct. 22, 2016 (Family Weekend) UNI-Dome (16,324)

Location.....Springfield, Mo.  
 Head Coach..... Dave Steckel (2nd yr)  
 Coach Record..... 1-10  
 2015 Record..... 1-10  
 2015 MVFC Record..... 0-8/10th  
 Football Contact..... Rick Kindhart  
 Office..... 417-836-4585  
 Email..... rkindhart@missouristate.edu  
 Website..... MissouriStateBears.com  
 Conference Website..... Valley-Football.org

### SERIES VS. MISSOURI STATE

Series History..... UNI leads, 30-5  
 In Springfield..... UNI leads, 14-3  
 In Cedar Falls..... UNI leads, 16-2  
 First Meeting (1980)..... UNI 41, MSU 0  
 Last Meeting (2015)..... UNI 41, MSU 0  
 Last UNI Win (2015)..... UNI 41, MSU 0  
 Last MSU Win (2005)..... MSU 24, UNI 21  
 Farley vs. Missouri State..... 14-1  
 Steckel vs. UNI..... 0-1

<b>GAME 10</b>	<b>WESTERN ILLINOIS</b>
	Nov. 12, 2016 Hanson Field (16,368)

Location..... Macomb, Ill.  
 Head Coach..... Charlie Fisher (1st yr)  
 Coach Record..... 0-0  
 2015 Record..... 7-6  
 2015 MVFC Record..... 5-3/5th  
 Football Contact..... Patrick Osterman  
 Office..... 309-298-1133  
 Email..... pr-osterman@wiu.edu  
 Website..... GoLeathernecks.com  
 Conference Website..... Valley-Football.org

### SERIES VS. WESTERN ILLINOIS

Series History..... UNI leads, 29-14  
 In Macomb..... UNI leads, 14-7  
 In Cedar Falls..... UNI leads, 15-7  
 First Meeting (1967)..... UNI 12, WIU 0  
 Last Meeting (2015)..... WIU 24, UNI 19  
 Last UNI Win (2014)..... UNI 27, WIU 13  
 Last WIU Win (2015)..... WIU 24, UNI 19  
 Farley vs. WIU..... 11-4  
 Fisher vs. UNI..... 0-0

<b>GAME 8</b>	<b>NORTH DAKOTA STATE</b>
	Oct. 29, 2016 UNI-Dome (16,324)

Location..... Fargo, N.D.  
 Head Coach..... Chris Klieman (3rd yr)  
 Coach Record..... 28-3  
 2015 Record..... 13-2  
 2015 MVFC Record..... 7-1/t-1st  
 Football Contact..... Ryan Perreault  
 Office..... 701-231-8331  
 Email..... ryan.perreault@ndsu.edu  
 Website..... GoBison.edu  
 Conference Website..... Valley-Football.org

### SERIES VS. NORTH DAKOTA STATE

Series History..... UNI leads, 26-22  
 In Fargo..... NDSU leads, 16-10  
 In Cedar Falls..... UNI leads, 16-6  
 First Meeting (1938)..... NDSU 14, UNI 7  
 Last Meeting (2015)..... NDSU 23, UNI 13  
 Last UNI Win (2014)..... UNI 23, NDSU 3  
 Last NDSU Win (2015)..... NDSU 23, UNI 13  
 Farley vs. North Dakota State..... 4-5  
 Klieman vs. UNI..... 2-1

<b>GAME 11</b>	<b>SOUTH DAKOTA STATE</b>
	Nov. 19, 2016 (Senior Day) UNI-Dome (16,324)

Location..... Brookings, S.D.  
 Head Coach..... John Stiegelmeier (19th yr)  
 Coach Record..... 128-190  
 2015 Record..... 8-4  
 2015 MVFC Record..... 5-3/3rd  
 Football Contact..... Jason Hove  
 Office..... 605-688-4623  
 Email..... jason.hove@sdstate.edu  
 Website..... GoJacks.com  
 Conference Website..... Valley-Football.org

### SERIES VS. SOUTH DAKOTA STATE

Series History..... UNI leads, 29-19-2  
 In Brookings..... Tied, 10-10  
 In Cedar Falls..... UNI leads, 19-9-2  
 First Meeting (1935)..... UNI 22, SDSU 13  
 Last Meeting (2015)..... UNI 10, SDSU 7  
 Last UNI Win (2015)..... UNI 10, SDSU 7  
 Last USD Win (2014)..... SDSU 31, UNI 28  
 Farley vs. South Dakota State..... 7-3  
 Stiegelmeier vs. UNI..... 3-7

<b>GAME 9</b>	<b>INDIANA STATE</b>
	Nov. 5, 2016 Memorial Stadium (12,764)

Location..... Terre Haute, Ind.  
 Head Coach..... Mike Sanford (4th yr)  
 Coach Record..... 15-23  
 2015 Record..... 5-6  
 2015 MVFC Record..... 3-5/6th  
 Football Contact..... Tyler Wooten  
 Office..... 812-237-4161  
 Email..... tyler.wooten@indstate.edu  
 Website..... GoSycamores.com  
 Conference Website..... Valley-Football.org

### SERIES VS. INDIANA STATE

Series History..... UNI leads, 25-5  
 In Terre Haute..... UNI leads, 11-4  
 In Cedar Falls..... UNI leads, 14-1  
 First Meeting (1983)..... INS 26, UNI 0  
 Last Meeting (2015)..... UNI 59, INS 13  
 Last UNI Win (2015)..... UNI 59, INS 13  
 Last INS Win (2014)..... INS 20, UNI 19  
 Farley vs. Indiana State..... 11-2  
 Sanford vs. UNI..... 1-1



# SERIES HISTORY

## A

### Akron, 1-1 (H: 1-0, A: 0-1)

1978	L	39-28	A
1979	W	20-17	H

### Appalachian State, 0-1-0 (H: 0-1)

2005	L	21-16	H
------	---	-------	---

### Arkansas-Pine Bluff, 1-0 (H: 1-0)

1986	W	36-7	H
------	---	------	---

### Arkansas State, 1-0 (H: 1-0)

1987	W	49-28	H
------	---	-------	---

### Arkansas Tech, 1-0 (H: 1-0)

1980	W	49-10	H
------	---	-------	---

### Augustana, 23-9 (H: 15-6 A: 8-3)

1947	W	39-0	H
1948	W	26-14	A
1949	W	49-0	H
1950	W	34-13	A
1951	W	67-7	H
1952	W	47-0	A
1953	W	39-13	H
1954	W	50-0	A
1955	W	28-7	H
1956	L	13-6	H
1957	W	54-12	H
1958	L	26-15	H
1959	L	7-6	H
1960	W	27-7	H
1961	W	34-6	H
1962	W	21-15	H
1963	W	45-6	H
1964	W	49-0	A
1965	W	27-21	A
1966	W	28-7	H
1967	W	23-10	H
1968	W	34-12	A
1969	L	21-10	H
1970	L	20-10	A
1971	W	17-0	H
1972	L	20-14	A
1973	L	36-0	H
1974	L	38-23	A
1975	W	20-14	H
1976	W	7-6	A
1977	L	35-27	H
1991	W	45-22	H

## B

### Ball State, 1-0 (A: 1-0)

2001	W	42-29	A
------	---	-------	---

### Boise State, 0-2 (A: 0-2)

1990	L	20-3	A
2000	L	42-17	A

### Boston University, 0-1 (A: 0-1)

1993	L (20T)	27-21	A
------	---------	-------	---

### Bowling Green, 0-1 (H: 0-1)

1947	L	19-7	H
------	---	------	---

### Bradley, 4-0 (H: 4-0)

1958	W	29-12	H
1959	W	22-15	H
1961	W	37-6	H
1962	W	27-6	H

### Brigham Young, 0-1 (A: 0-1)

2008	L	41-17	A
------	---	-------	---

### Buena Vista, 4-2 (H: 4-2)

1916	L	7-3	H
1920	W	14-0	H
1921	W	18-0	H
1922	L	3-0	H
1926	W	34-0	H
1927	W	6-0	H

## C

### Cal Poly, 6-1 (H: 3-0, A: 3-1)

1997	L	38-24	A
1998	W	31-7	H
1999	W	42-21	H
2000	W	43-41	A
2001	W	31-13	H
2002	W (30T)	29-26	A
2015	W	34-20	A

### Camp Dodge, 1-0 (H: 1-0)

1918	W	19-0	H
------	---	------	---

### Camp Funston, 0-1 (H: 0-1)

1917	L	32-0	H
------	---	------	---

### Cedar Falls HS, 1-0 (H: 1-0)

1896	W	6-2	H
------	---	-----	---

### Cedar Valley Seminary, 1-0 (H: 1-0)

1896	W	12-0	H
------	---	------	---

### Central Iowa, 1-0 (H: 1-0)

1945	W	38-14	H
------	---	-------	---

### Central Michigan, 0-4 (H: 0-2, A: 0-2)

1953	L	34-20	H
1954	L	42-21	A
1969	L	28-10	H
1970	L	27-9	A

### Central Missouri, 2-0 (H: 1-0, A: 1-0)

1983	W	20-7	A
1984	W	34-0	H

### Central State, 1-0 (H: 1-0)

2012	W	59-0	H
------	---	------	---

### Central Washington, 1-0 (H: 1-0)

1999	W	44-7	H
------	---	------	---

### Charles City, 3-0 (H: 3-0)

1905	W	23-0	H
1908	W	16-0	H
1909	W	28-0	H

### Coe College, 13-15-2 (H: 12-15-2, A: 1-0)

1895	W	12-10	H
1896	L	10-5	H
1897	W	10-8	H
1898	W	18-0	H
1899	W	57-0	H
1900	L	16-6	H
1901	L	6-0	H
1902	L	18-12	H
1903	L	28-6	H
1904	W	75-0	H
1905	T	6-6	H
1909	W	5-0	H
1912	W	6-0	H
1918	L	52-3	H
1920	L	10-0	H
1921	L	13-7	H
1928	L	32-0	H
1929	L	7-0	H

#UNIFIGHT

COACHING STAFF

PLAYER PROFILES

OPPONENTS

2015 REVIEW

RECORDS



# SERIES HISTORY

1930	L	13-2	H
1931	W	6-0	H
1932	L	13-7	H
1933	L	19-0	H
1934	L	7-0	H
1935	L	18-0	H
1936	W	21-0	H
1937	T	6-6	H
1938	W	14-0	H
1939	W	16-0	H
1952	W	27-24	H
1953	W	21-7	A

### Calrion University, 1-0 (H: 1-0)

1990	W	52-12	H
------	---	-------	---

### Cornell College (IA), 9-5-2 (H: 9-5-2)

1898	W	40-0	H
1899	L	11-0	H
1900	T	6-6	H
1901	W	11-6	H
1902	W	12-11	H
1903	W	18-5	H
1904	W	17-10	H
1905	W	6-0	H
1911	L	31-6	H
1916	L	27-0	H
1919	L	14-0	H
1922	W	3-0	H
1932	W	13-0	H
1933	L	137-7	H
1934	W	18-0	H
1935	T	0-0	H

### Creighton, 1-2 (H: 1-2)

1904	W	6-0	H
1939	L	26-0	H
1940	L	20-0	H

## D

### Dayton, 0-1 (A: 0-1)

1948	L	33-7	A
------	---	------	---

### Delaware, 0-2 (H: 0-1, A: 0-1)

2003	L	37-7	A
2007	L	39-27	H

### Delaware State, 1-0 (H: 1-0)

1985	W	37-17	H
------	---	-------	---

### Des Moines, 4-3 (H: 4-3)

1901	W	72-0	H
1903	W	17-5	H
1914	W	6-0	H
1917	W	10-0	H
1919	L	6-0	H
1920	L	6-0	H
1928	L	12-7	H

### Drake, 21-24-1 (H: 13-9, A: 8-15-1)

1900	L	50-0	H
1901	L	32-2	H
1902	L	36-5	A
1904	L	26-6	H
1913	L	25-0	A
1914	L	14-3	A
1941	L	13-0	A
1942	W	27-12	H
1945	L	53-6	A
1946	W	46-0	H
1947	T	6-6	A
1948	W	6-0	H
1950	L	34-18	H
1951	L	39-6	A
1952	L	14-12	H
1953	L	27-20	A
1954	L	14-12	H
1955	W	21-14	A
1956	W	20-0	H
1957	L	34-12	A
1958	W	20-16	H
1959	W	14-6	A
1960	W	14-3	H
1961	L	21-6	A
1962	L	21-15	H
1963	L	21-12	A
1964	W	41-14	H
1965	L	31-7	A
1966	L	9-6	H
1967	L	10-7	A
1968	W	21-19	H
1969	W	21-13	A
1970	W	13-0	H
1971	L	28-0	A
1972	L	21-14	H
1973	W	31-3	A
1974	W	41-17	H
1975	W	27-24	A
1982	L	40-13	A
1983	W	34-10	H
1984	W	33-28	A
1985	L	24-9	A
2005	W	52-17	H
2006	W	48-7	A

2007	W	45-7	A
2013	W	45-14	H

### Dubuque, 2-3-1 (H: 2-3-1)

1914	T	6-6	H
1915	L	25-7	H
1916	L	20-0	H
1919	W	71-0	H
1923	L	17-7	H
1924	W	19-6	H

## E

### Eastern Illinois, 16-6-1 (H: 12-0-1, A: 4-6)

1975	W	14-8	H
1977	W	31-21	H
1978	L	38-22	A
1979	W	10-7	H
1980	L	14-9	A
1981	W	38-17	H
1982	T	10-10	H
1983	L	13-0	A
1984	L	27-17	A
1985	W	21-10	H
1986	L	31-30	A
1987	W	19-17	H
1988	W	17-15	A
1989	W	31-28	H
1990	W	16-10	A
1991	W	18-17	H
1992	L	21-15	A
1993	W	31-27	H
1994	W	19-7	A
1995	W	17-7	H
1996	W	21-14	H
2001	W	49-43	A
2015	W	53-17	H



UNI defeated #23 Eastern Illinois on Saturday, Nov. 28, 2015 in the first round of the FCS Playoffs. UNI advanced to the quarterfinals in 2015. (#31 Michael Malloy)



# SERIES HISTORY

## Eastern Kentucky, 0-1 (A: 0-1)

1971 L 21-7 A

## Eastern Michigan, 4-5 (H: 3-4, A: 1-1)

1930 L 19-0 H  
 1931 L 32-0 H  
 1932 W 12-6 H  
 1933 L 19-6 H  
 1934 W 33-0 H  
 1935 L 3-0 H  
 1967 W 14-6 H  
 1968 L 34-7 A  
 1998 W 13-10 A

## Eastern Washington, 6-0 (H: 6-0)

1985 W 17-14 H  
 1989 W 47-21 H  
 1992 W 17-14 H  
 1994 W 27-17 H  
 2005 W 41-38 H  
 2015 W 38-35 H

## Ellsworth, 13-4 (H: 13-4)

1897 L 26-10 H  
 1905 W 31-0 H  
 1908 W 18-5 H  
 1908 W 15-0 H  
 1910 L 17-0 H  
 1911 W 17-5 H  
 1912 W 6-3 H  
 1913 L 6-0 H  
 1914 L 26-0 H  
 1915 W 24-0 H  
 1916 W 13-0 H  
 1919 W 51-0 H  
 1920 W 38-0 H  
 1921 W 56-0 H  
 1922 W 20-3 H  
 1923 W 35-0 H  
 1925 W 30-0 H

## Emporia State, 2-2 (H: 2-1, A: 0-1)

1938 W 14-13 H  
 1939 L 34-7 H  
 1947 W 33-6 H  
 1948 L 26-0 A

## Evansville, 1-0 (H: 1-0)

1980 W 63-33 H

## F

### Fairbank HS, 1-0 (H: 1-0)

1908 W 54-0 H

### Fort Hays State, 1-0 (H: 1-0)

1989 W 43-15 H

### Ferris State, 1-0 (H: 1-0)

1989 W 39-3 H

## G

### Georgia Southern, 0-1 (H: 0-1)

1985 L 40-33 H

### Grand Valley State, 1-0 (H: 1-0)

1981 W 21-20 H

### Grinnell, 5-7-3 (H: 5-7-3)

1899 L 12-6 H  
 1909 W 24-6 H  
 1910 L 24-6 H  
 1912 L 38-7 H  
 1913 W 12-0 H  
 1928 T 0-0 H  
 1929 L 21-6 H  
 1930 L 12-0 H  
 1931 L 12-0 H  
 1933 W 13-6 H  
 1934 L 19-12 H  
 1935 T 7-7 H  
 1936 W 24-0 H  
 1937 T 20-20 H  
 1938 W 10-0 H

## H

### Haskel, 1-0 (H: 1-0)

1936 W 21-0 H

### Hastings, 1-0 (H: 1-0)

1955 W 26-7 H

### Hawai'i, 0-1 (A: 0-1)

2014 L 27-24 A

## Hillsdale, 0-1 (H: 0-1)

1960 L 17-6 H

## I

### Idaho, 2-4 (H: 1-2, A: 1-2)

1981 L 59-14 A  
 1982 L 38-13 H  
 1991 W 36-14 A  
 1992 W 27-26 H  
 1994 L 21-12 A  
 1995 L 16-12 H

### Idaho State, 2-0 (H: 1-0, A: 1-0)

1990 W 44-10 A  
 1992 W 49-11 H

### Illinois State, 20-13 (H: 12-3, A: 8-10)

1972 L 24-14 A  
 1985 W 15-3 A  
 1986 W 22-13 H  
 1987 W 48-17 H  
 1988 W 34-7 A  
 1989 L 32-13 A  
 1990 W 31-0 H  
 1991 W 17-14 A  
 1992 W 41-14 H  
 1993 W 20-19 A  
 1994 W 24-17 H  
 1995 L 31-29 A  
 1996 W 47-10 H  
 1997 W 50-34 A  
 1998 L 38-23 H  
 1999 L 47-28 A  
 2000 W 34-28 H  
 2001 L 42-14 A  
 2002 L 31-20 H  
 2003 W 16-7 A  
 2004 W 41-14 H  
 2005 L 31-3 A  
 2006 W 38-27 H  
 2007 W 23-13 A  
 2008 W 31-17 H  
 2009 L 22-20 A  
 2010 W 42-14 H  
 2011 W (20T) 23-20 A  
 2012 L 33-21 H  
 2013 L 13-3 A  
 2014 W 42-28 H  
 2014 L 41-21 A  
 2015 L 21-13 A

#UNIFIGHT

COACHING STAFF

PLAYER PROFILES

OPPONENTS

2015 REVIEW

RECORDS



# SERIES HISTORY

## Indiana State, 25-5 (H: 14-1, A: 11-4)

1983	L	26-0	A
1985	W	24-7	H
1986	W	45-10	H
1987	W	38-14	A
1988	L	24-6	H
1989	W	24-21	A
1990	L	33-23	A
1991	W	49-22	H
1992	W	34-13	A
1993	W	17-10	H
1994	W	11-10	A
1995	W	27-10	H
1996	W	34-19	A
1997	W (30T)	29-21	H
1998	W	31-28	A
1999	W	44-21	H
2000	W	49-17	A
2001	W	34-13	H
2002	L	21-19	A
2003	W	22-14	H
2004	W	58-6	A
2005	W	31-10	H
2006	W	34-14	A
2007	W	68-14	H
2008	W	28-0	A
2009	W	62-7	H
2010	W	30-20	A
2011	W	23-9	H
2014	L	20-19	A
2015	W	59-13	H



Jamison Whiting (29) scored a 77-yard interception return for a touchdown against #23 Indiana State on Nov. 7, 2015 on the way to beating the Sycamores, 59-13.

## Iowa, 1-16 (H: 1-0, A: 0-16)

1898	W	11-5	H
1899	L	22-0	A
1900	L	68-0	A
1901	L	16-0	A
1902	L	63-5	A
1903	L	29-0	A
1904	L	11-5	A

1905	L	41-5	A
1912	L	35-7	A
1913	L	45-3	A
1914	L	95-0	A
1995	L	34-13	A
1997	L	66-0	A
2005	L	45-21	A
2009	L	17-16	A
2012	L	27-16	A
2014	L	31-23	A

## Iowa State, 5-21-3 (H: 0-1-2, A: 5-20-1)

1899	T	0-0	H
1900	W	5-0	A
1901	T	0-0	H
1902	L	52-0	H
1904	L	17-0	A
1905	L	29-0	A
1916	L	12-0	A
1936	T	0-0	A
1937	L	14-12	A
1945	L	48-13	A
1946	L	20-18	A
1947	L	31-14	A
1948	L	27-7	A
1950	L	26-8	A
1987	L	39-38	A
1988	L	20-17	A
1990	L	35-6	A
1992	W	27-10	A
1994	W	28-14	A
1996	L	42-23	A
2001	L	45-0	A
2003	L	17-10	A
2004	L	23-0	A
2006	L	28-27	A
2007	W	24-13	A
2010	L	27-0	A
2011	L	20-19	A
2013	W	28-20	A
2015	L	31-7	A

## Iowa Training, 2-0-1 (H: 2-0-1)

1903	T	0-0	H
1904	W	76-5	H
1905	W	12-6	H

## Iowa Wesleyan, 7-0 (H: 7-0)

1914	W	13-0	H
1917	W	42-0	H
1923	W	7-0	H
1924	W	54-6	H
1925	W	21-3	H

1927	W	9-0	H
1928	W	34-0	H

## J

## Jacksonville State, 1-0 (H: 1-0)

1993	W	35-14	H
------	---	-------	---

## K

## Kansas State, 3-0 (A: 3-0)

1985	W	10-6	A
1986	W	17-0	A
1989	W	10-8	A

## L

## Lamar Tech, 1-0 (H: 1-0)

1964	W	19-17	H
------	---	-------	---

## Leander Clark, 2-1-3 (H: 2-1-3)

1897	W	16-12	H
1909	W	6-0	H
1910	T	0-0	H
1911	L	6-0	H
1912	T	0-0	H
1913	T	0-0	H

## Lehigh, 0-1 (H: 0-1)

2010	L	14-7	H
------	---	------	---

## Lennox, 4-2 (H: 4-2)

1895	L	12-4	H
1896	L	42-0	H
1903	W	55-0	H
1908	W	22-0	H
1909	W	36-0	H
1910	W	63-0	H

## Light Guards, 0-1 (H: 0-1)

1902	L	16-8	H
------	---	------	---

## Lock Haven, 1-0 (H: 1-0)

1995	W	55-10	H
------	---	-------	---

18 FCS PLAYOFF APPEARANCES | 7 TRIPS TO THE FCS SEMIFINALS | 16 MVFC CHAMPIONSHIPS | 79 WINS OVER TOP-25 OPPONENTS



## SERIES HISTORY

### Loras, 7-2-2 (H: 7-2-2)

1909	W	32-16	H
1910	L	17-6	H
1911	T	0-0	H
1912	W	7-3	H
1915	L	13-10	H
1920	T	14-14	H
1930	W	6-0	H
1931	W	19-0	H
1932	W	7-0	H
1933	W	12-0	H
1945	W	19-14	H

### Louisiana-Monroe, 0-1 (A: 0-1)

1987	L (OT)	44-41	A
------	--------	-------	---

### Luther, 6-3-1 (H: 6-3-1)

1925	W	20-9	H
1926	W	3-0	H
1927	W	41-7	H
1928	W	12-0	H
1929	L	7-6	H
1930	W	13-0	H
1931	L	13-6	H
1932	L	13-0	H
1933	W	25-13	H
1934	T	0-0	H

## M

### Maine, 2-0 (H: 2-0)

2001	W	52-28	H
2008	W	40-15	H

### Marshall, 0-3 (A: 0-3)

1991	L	41-13	A
1995	L	41-24	A
1996	L	31-14	A

### McNeese State, 7-4 (H: 4-2, A: 3-2)

1986	W	55-38	H
1987	W	34-31	A
1991	W	30-5	H
1992	W	21-18	A
1993	L	27-10	A
1994	L	34-24	H
1996	W	43-10	H
1997	L	22-5	A
1998	L (OT)	20-17	H
1999	W	41-17	A
2013	W	41-6	H

### Minnesota, 0-1 (A: 0-1)

1987	L	24-7	A
------	---	------	---

### Minnesota-Duluth, 1-0 (H: 1-0)

2005	W	49-14	H
------	---	-------	---

### Minnesota-Morris, 0-1 (H: 0-1)

1979	L	13-0	H
------	---	------	---

### Minn. St.-Mankato, 12-2-3 (H: 7-1-2, A: 5-1-1)

1955	W	33-7	H
1958	W	25-0	A
1959	W	21-0	H
1960	W	41-16	A
1961	W	19-0	H
1962	W	20-8	A
1963	T	14-14	H
1964	W	36-0	A
1972	W	21-0	H
1973	L	28-7	A
1974	T	28-28	H
1975	W	35-6	A
1986	T	16-16	A
1989	L	22-14	H
1997	W	39-15	H
2004	W	40-0	H
2007	W	41-14	H

### Missouri State, 30-5 (H: 16-2, A: 14-3)

1980	W	41-0	H
1981	W	20-17	A
1982	W	10-0	H
1983	L	35-13	A
1984	W	24-10	H
1985	W	38-17	A
1986	W	45-3	H
1987	W	17-13	A
1988	L	28-9	H
1989	L	37-22	A
1990	W	20-17	H
1992	W	37-12	H
1993	W	20-14	A
1994	W	12-7	H
1995	W	19-17	A
1996	W	38-31	H
1997	W	23-22	A
1998	L	24-21	H
1999	W	29-17	A
2000	W	31-13	H
2001	W	27-3	A
2002	W	25-24	H

2003	W	26-20	A
2004	W	42-20	H
2005	L	24-21	A
2006	W	38-7	H
2007	W	38-17	A
2008	W	42-0	H
2009	W	35-7	A
2010	W	38-14	H
2011	W	42-7	A
2012	W	38-13	H
2013	W	17-10	A
2014	W	38-24	H
2015	W	41-0	A

### Montana, 0-5 (H: 0-1, A: 0-4)

1981	L	42-21	A
1987	L	33-16	H
1994	L	23-20	A
2001	L	38-0	A
2011	L	48-10	A

### Montana State, 2-1 (H: 2-0, A: 0-1)

1986	L	46-25	A
1987	W	53-7	H
2003	W	35-14	H

### Moorhead State, 1-0 (H: 1-0)

1993	W	48-0	H
------	---	------	---

### Morgan State, 2-0 (H: 2-0)

1988	W	59-10	H
1991	W	56-6	H



UNI rushed for 439 yards in its 41-0 win at Missouri State in 2015, the most the Panthers had rushed for as a team since 2009. (#32 Tyvis Smith)

#UNIFIGHT

COACHING STAFF

PLAYER PROFILES

OPPONENTS

2015 REVIEW

RECORDS



## SERIES HISTORY

### Morningside, 36-11-2 (H: 27-10-2, A: 9-1)

1903	W	33-0	H
1905	T	0-0	H
1915	L	20-9	H
1916	L	38-7	H
1918	L	28-0	H
1919	L	41-2	H
1932	W	13-0	H
1933	L	6-0	H
1934	W	32-2	H
1935	W	41-7	H
1936	W	6-0	H
1938	L	13-7	H
1939	W	7-0	H
1940	W	13-0	H
1941	W	13-0	H
1942	W	26-6	H
1946	W	38-0	H
1947	W	31-13	H
1948	W	32-0	A
1949	W	30-10	H
1950	W	13-7	A
1951	W	27-7	H
1952	W	28-26	A
1953	W	34-20	H
1954	L	20-132	A
1955	W	13-12	H
1956	T	20-20	H
1957	L	21-7	H
1958	L	26-18	H
1959	W	22-14	H
1960	W	26-0	H
1961	W	43-14	H
1962	W	21-18	H
1963	W	49-14	H
1964	W	24-14	H
1965	W	14-7	H
1966	W	2-0	H
1967	W	29-19	A
1968	L	14-13	H
1969	W	30-7	A
1970	L	19-7	H
1971	W	21-0	A
1972	W	27-13	H
1973	W	28-14	A
1974	W	49-14	H
1975	W	21-14	A
1976	W	37-7	H
1977	W	30-13	A
2000	W	47-14	H

### Murray State, 1-0 (A: 1-0)

1995	W	35-34	A
------	---	-------	---

### N

### Nebraska-Omaha, 6-5-1 (H: 6-4-1, A: 0-1)

1936	T	7-7	H
1937	W	13-0	H
1938	L	13-6	H
1940	W	27-7	H
1941	W	34-13	H
1942	W	48-0	H
1976	W	34-13	H
1977	L	19-17	H
1978	L	17-14	A
1979	L	39-15	H
1980	L	32-8	H
1981	W	42-13	H

### Nevada-Las Vegas, 0-1 (A: 0-1)

1975	L	48-30	A
------	---	-------	---

### Nevada-Reno, 0-1 (A: 0-1)

1982	L	37-0	A
------	---	------	---

### New Hampshire, 3-0 (H: 2-0, A: 1-0)

2005	W	24-21	A
2007	W	38-35	H
2008	W	36-34	H

### Nicholls State, 1-0 (H: 1-0)

2008	W	34-14	H
------	---	-------	---

### North Dakota, 24-13 (H: 14-6, A: 10-7)

1936	L	19-0	A
1937	L	21-0	H
1939	L	19-6	A
1940	W	15-0	A
1941	W	32-10	H
1947	W	21-0	H
1948	W	26-14	A
1949	W	40-0	H
1950	W	33-21	A
1951	W	49-19	H
1952	W	27-14	A
1953	W	34-6	H
1954	W	14-13	A
1955	W	13-7	H
1956	L	20-19	A
1957	W	27-20	H
1958	L	14-0	A
1959	W	14-9	H
1960	W	7-0	A
1961	W	25-0	H

1962	W	13-8	A
1963	W	9-0	H
1964	W	34-0	A
1965	L	34-0	H
1966	L	23-10	H
1967	W	7-0	H
1968	W	14-10	A
1970	L	41-6	A
1971	L	23-10	H
1972	L	38-9	A
1973	W	17-14	H
1974	L	42-26	A
1975	L	21-20	H
1976	W	24-22	A
1977	W	9-6	H
1978	W	35-17	H
2006	L	35-31	H

### North Dakota State, 26-22 (H: 16-6, A: 10-16)

1938	L	14-7	A
1939	W	19-0	H
1940	W	13-7	A
1941	W	51-6	H
1942	W	27-19	A
1946	W	21-0	H
1947	W	13-12	A
1948	W	19-0	H
1949	W	27-6	A
1950	W	33-25	H
1951	L	27-14	A
1952	W	32-0	H
1953	W	27-21	A
1954	W	39-0	H
1955	W	32-0	A
1956	L	20-19	A
1957	W	18-0	A
1958	W	21-11	H
1959	L	32-22	A
1960	W	19-7	H
1961	W	33-8	A



UNI defeated North Dakota State, 23-3 in the UNI-Dome during the 2014 season, ending the No. 1 ranked Bison's 33-game winning streak. (#7 David Johnson)



# SERIES HISTORY

North Dakota State cont.

1962	W	33-0	H
1963	L	21-0	A
1964	L	14-7	H
1965	L	20-7	A
1966	W	41-14	H
1967	L	10-9	A
1968	L	31-15	H
1969	L	43-10	H
1971	L	23-11	A
1972	L	42-0	H
1973	L	21-0	A
1974	W	20-0	H
1975	W	23-16	A
1976	L	10-9	H
1977	L	58-0	A
1978	L	42-14	A
1979	W	21-10	H
1982	L	12-7	A
2008	W	23-13	H
2009	W	42-27	A
2010	W	16-9	H
2011	L	27-19	A
2012	L	33-21	H
2013	L	24-23	A
2014	W	23-3	H
2015	L	31-28	A
2015	L	23-13	A

## Northern Arizona, 3-1 (H: 2-0, A: 1-1)

1988	L	25-12	A
1990	W	36-16	H
2004	W	45-21	A
2005	W	41-17	H

## Northern Colorado, 2-1-1 (H: 1-0-1, A: 1-1)

1925	T	3-3	H
1926	L	12-0	A
2013	W	26-7	A
2014	W	46-7	H

## Northern Illinois, 2-1 (H: 2-0, A: 0-1)

1927	W	20-6	H
1928	W	39-0	H
1964	L	14-9	A

## Northern Michigan, 6-11 (H: 5-7, A: 1-4)

1963	W	12-11	H
1964	W	14-7	H
1965	L	10-7	H
1966	L	21-0	H
1967	L	7-3	H
1968	L	24-13	H

1969	L	24-14	A
1970	L	21-0	H
1976	L	41-7	H
1977	L	41-7	A
1979	W	11-7	A
1980	L	20-16	A
1981	L	17-13	H
1982	W	33-14	H
1983	L	45-26	A
1984	W	44-24	H
2003	W	62-0	H

## Northwestern State, 1-0 (H: 1-0)

2003	W	43-10	H
------	---	-------	---

## NW Missouri State, 3-0 (H: 3-0)

1983	W	30-21	H
1984	W	48-10	H
1985	W	49-0	H

## O

## Ohio University, 1-0 (A: 1-0)

1999	W	36-21	A
------	---	-------	---

## Oklahoma State, 0-2 (A: 0-2)

1990	L	33-23	A
2002	L	45-10	A

## P

## Parsons, 4-3-1 (H: 4-3-1)

1920	W	14-0	H
1921	W	19-7	H
1922	L	3-0	H
1924	L	2-0	H
1926	L	20-7	H
1927	W	32-0	H
1928	T	0-0	H
1929	W	19-6	H

## Pittsburgh, 0-1 (A: 0-1)

1988	L	59-10	A
------	---	-------	---

## Pittsburgh State, 3-1 (H: 2-1, A: 1-0)

1940	W	13-6	H
1941	L	12-6	H
1973	W	13-0	H
1974	W	31-22	A

## Portland State, 1-0 (A: 1-0)

2015	W	29-17	A
------	---	-------	---

## Prairie View A&M, 1-0 (H: 1-0)

2000	W	60-14	H
------	---	-------	---

## R

## Reinbeck HS, 1-0 (H: 1-0)

1896	W	28-10	H
------	---	-------	---

## Richmond, 0-1 (H: 0-1)

2008	L	21-20	H
------	---	-------	---

## S

## St. Ambrose, 0-1-1 (H: 0-1-1)

1923	T	0-0	H
1924	L	3-0	H

## St. Cloud State, 3-0 (H: 2-0, A: 1-0)

1976	W	FORFEIT	A
1977	W	27-14	H
1996	W	44-7	H

## St. Francis (Pa.), 1-0 (H: 1-0)

2009	W	30-0	H
------	---	------	---

## St. Thomas, 1-0-1 (H: 1-0-1)

1926	W	20-0	H
1927	T	6-6	H

## Simpson, 6-9-3 (H: 6-9-3)

1900	L	33-0	H
1901	T	6-6	H
1902	L	17-5	H
1904	W	36-0	H
1910	L	6-3	H
1911	W	11-6	H
1922	W	7-6	H
1923	L	13-0	H
1924	L	13-0	H
1925	L	23-0	H
1929	W	7-0	H
1930	L	6-0	H
1931	L	12-9	H
1932	T	7-7	H
1933	L	13-0	H
1934	T	6-6	H

#UNIFIGHT

COACHING STAFF

PLAYER PROFILES

OPPONENTS

2015 REVIEW

RECORDS



# SERIES HISTORY

1935	W	32-7	H
1940	W	52-7	H

### South Dakota, 27-18-1 (H: 19-11-1, A: 8-7)

1899	T	0-0	H
1901	W	10-6	H
1937	L	13-0	H
1938	L	26-2	H
1939	W	14-0	H
1942	W	36-0	H
1949	W	21-14	A
1950	L	14-7	A
1951	L	25-7	A
1952	L	34-20	H
1953	W	34-27	A
1954	L	34-44	H
1955	W	33-26	H
1956	L	20-19	H
1957	W	27-7	H
1958	L	38-14	H
1959	L	27-6	H
1960	W	40-0	H
1961	W	27-7	H
1962	W	28-0	H
1963	W	33-6	H
1964	W	13-6	A
1965	W	41-0	H
1966	L	30-14	H
1967	W	15-7	H
1968	L	13-7	A
1969	W	14-2	H
1970	L	41-17	A
1971	W	8-0	H
1972	L	21-7	A
1973	L	19-7	H
1974	L	26-14	A
1975	W	45-19	H
1976	W	14-7	A
1977	W	34-14	H
1979	W	23-9	A
1980	L	16-14	H
1981	L	34-17	A
1982	W	41-24	H
2008	W	24-13	H
2009	W	66-7	H
2010	W	19-14	A
2012	W	24-21	A
2013	L (20T)	38-31	H
2014	W	27-16	A
2015	W	20-7	H

### South Dakota St., 29-19-2 (H: 19-9-2, A: 10-10)

1935	W	22-13	H
1936	L	13-0	H

1937	W	33-0	H
1940	W	12-2	H
1941	W	21-0	H
1942	W	38-0	H
1945	W	58-7	H
1946	T	6-6	H
1948	W	33-7	H
1949	L	14-13	A
1950	L	34-13	H
1951	L	48-6	A
1952	W	47-34	H
1953	L	52-19	A
1954	L	41-20	H
1955	L	34-21	A
1956	L	31-27	H
1957	L	23-20	A
1958	L	13-8	H
1959	W	14-12	A
1960	W	12-0	H
1961	L	36-13	A
1962	T	13-13	H
1963	L	27-13	H
1964	W	23-14	H
1965	W	41-0	A
1966	W	13-7	H
1967	W	17-16	A
1968	W	38-10	H
1969	W	24-14	A
1970	W	24-8	H
1971	W	23-0	A
1972	W	32-0	H
1973	L	16-0	A
1974	W	22-21	H
1975	W	14-3	A
1976	L	16-13	H
1977	W	23-12	A
1978	L	10-9	H
1979	L	14-7	A
2006	W	27-17	H
2007	W	31-17	A
2008	W	34-20	H
2009	L	24-14	A
2010	W	24-14	H
2011	W	31-14	A

2012	W	27-6	H
2013	L (20T)	37-34	A
2014	L	31-28	H
2015	W	10-7	A

### SE Missouri State, 1-1 (H: 1-0, A: 0-1)

1980	W	30-7	H
1982	L	20-17	A

### Southern Illinois, 17-16 (H: 13-4, A: 4-12)

1965	L	23-16	A
1966	L	30-7	H
1983	L	62-9	H
1984	L	40-10	A
1986	L	27-24	A
1987	W	20-3	H
1989	W	38-14	H
1990	W	30-9	H
1991	L	21-20	A
1992	W	30-25	A
1993	W	49-17	H
1994	W	39-7	A
1995	W	13-0	H
1996	W	33-7	A
1997	W	28-27	H
1998	L	27-20	A
1999	W	34-14	H
2000	L	34-14	A
2001	W	19-14	H
2002	L	42-13	A
2003	W	43-40	H
2004	L	40-36	A
2005	W	25-24	H
2006	L	47-23	A
2007	W	30-24	H
2008	L	27-24	A
2009	L	27-20	H
2010	L (OT)	45-38	A
2011	W	17-10	H
2012	L	34-31	A
2013	L (OT)	24-17	H
2014	W	40-21	A
2015	W	49-28	H

### Southern Utah, 4-0 (H: 2-0, A: 2-0)

1996	W	31-21	A
1997	W	53-33	H
2007	W	48-10	H
2008	W	34-24	A

### Southwest State, 1-0 (H: 1-0)

1999	W	55-14	H
------	---	-------	---



UNI beat No. 6 South Dakota State 10-7 in 2015, notching 12 tackles for loss in the game to rank No. 3 all-time at UNI in TFL in a game.

18 FCS PLAYOFF APPEARANCES | 7 TRIPS TO THE FCS SEMIFINALS | 16 MVFC CHAMPIONSHIPS | 79 WINS OVER TOP-25 OPPONENTS



# SERIES HISTORY

## Stephen F. Austin, 7-3 (H: 4-2, A: 3-1)

1995	L	26-7	A
1996	W	38-12	H
1998	W	14-10	A
2000	W	37-20	H
2002	W	31-24	H
2003	W	38-24	A
2004	L	24-21	H
2010	L	22-20	H
2011	W	34-23	A
2014	W	44-10	H

## Still, 1-0 (H: 1-0)

1921	W	66-0	H
------	---	------	---

## T

## Tennessee Tech, 1-0 (H: 1-0)

2014	W	50-7	H
------	---	------	---

## Texas State, 2-1 (H: 1-0, A: 1-1)

1993	W	34-13	H
1994	L	20-19	A
2005	W (OT)	40-37	A

## Truman State, 5-3 (H: 5-3)

1925	W	16-0	H
1929	L	14-0	H
1939	W	12-0	H
1956	W	44-26	H
1957	W	35-13	H
1971	L	2--9	H
1977	L	31-21	H
1985	W	41-24	H

## U

## Upper Iowa, 10-7-3 (H: 10-7-3)

1895	L	5-0	H
1897	W	10-6	H
1898	T	0-0	H
1900	W	12-5	H
1912	W	17-2	H
1913	W	12-0	H
1914	L	12-0	H
1915	W	61-19	H
1916	L	27-0	H
1917	L	7-0	H
1918	L	6-0	H
1919	L	19-7	H
1921	T	0-0	H
1922	W	14-12	H

1923	W	7-0	H
1924	L	6-0	H
1925	W	14-7	H
1926	W	13-6	H
1927	W	14-6	H
1928	T	13-13	H

## W

## Waterloo HS, 6-0 (H: 6-0)

1896	W	22-0	H
1897	W	56-0	H
1900	W	42-0	H
1905	W	23-6	H
1911	W	27-0	H
1912	W	39-0	H

## Waterloo YMCA, 1-0 (H: 1-0)

1898	W	23-0	H
------	---	------	---

## Wayne State (Mich.), 2-0 (H: 2-0)

2001	W	34-14	H
2002	W	34-0	H

## Wayne State (Neb.), 2-0 (H: 2-0)

1976	W	38-0	H
1988	W	77-0	H

## Weber State, 2-1 (H: 2-0, A: 0-1)

1978	L	35-0	A
1980	W	31-10	H
1991	W	38-21	H

## Western Illinois, 29-14 (H: 15-7, A: 14-7)

1967	W	12-0	A
1968	W	33-6	H
1969	L	23-14	H
1970	L	29-7	A
1973	W	20-14	H
1974	L	40-14	A
1978	L	21-7	H
1979	W	38-25	A
1980	W	35-28	H
1981	L	21-14	A
1982	W	21-9	H
1983	W	32-26	A
1984	W	30-17	H
1985	W	48-14	A
1986	W	32-30	H
1987	W	52-7	A
1988	L	28-27	H

1989	W	21-10	A
1990	W	50-14	H
1991	W	24-17	A
1992	W	37-6	H
1993	L	25-23	A
1994	W	36-27	H
1995	W	38-7	A
1996	W	30-6	H
1997	L (20T)	29-22	A
1998	W	10-6	H
1999	L	46-27	A
2000	L	44-41	H
2002	L	35-12	H
2003	W	38-30	A
2004	W	36-13	H
2005	W	41-24	A
2006	L	24-13	H
2007	W	42-3	A
2008	W	30-6	A
2009	W	34-0	H
2010	L	30-14	A
2011	W	38-10	H
2012	W	40-0	A
2013	W	28-13	H
2014	W	27-13	A
2015	L	24-19	H

## Western Kentucky, 5-5 (H: 2-4, A: 3-1)

1975	L	14-12	H
1979	L	24-17	H
1991	W	49-21	A
1992	W	34-6	H
2001	W	24-23	A
2002	L	31-12	H
2003	L	24-3	A
2004	L	17-10	H
2005	W (20T)	23-20	A
2006	W	31-20	H

## Western Michigan, 4-11-2 (H: 4-10-2, A: 0-1)

1930	L	26-0	H
1931	L	14-0	H
1932	L	26-0	H
1933	L	8-6	H
1934	L	7-0	H
1935	W	21-14	H
1936	W	12-6	H
1937	L	7-0	H
1938	L	20-0	H
1939	T	13-13	H
1940	W	20-19	H
1941	L	28-7	H
1942	L	14-6	H
1946	T	0-0	H

#UNIFIGHT

COACHING STAFF

PLAYER PROFILES

OPPONENTS

2015 REVIEW

RECORDS



## SERIES HISTORY

1947	L	14-0	H	<b>Wisconsin-Stevens Point, 1-0 (H: 1-0)</b>			
1948	W	13-6	H	1972	W	41-6	H
1949	L	20-6	A				

### Western Union, 1-1 (H: 1-1)

1923	L	6-2	H	<b>Wisconsin-Whitewater, 4-0 (H: 3-0, A: 1-0)</b>			
1926	W	23-0	H	1975	W	49-6	H
				1976	W	47-20	A
				1978	W	15-12	H
				1984	W	73-7	H

### Wheaton, 1-0 (H: 1-0)

1960	W	21-18	H	<b>Wofford, 1-0 (H: 1-0)</b>			
				2011	W	28-21	H

### William & Mary, 1-0 (H: 1-0)

1996	W	38-35	H	<b>Woodbine, 1-0 (H: 1-0)</b>			
				1901	W	12-6	H

### William Penn, 10-6-4 (H: 10-6-4)

1901	W	22-0	H	<b>Wyoming, 0-1 (A: 0-1)</b>			
1902	T	6-6	H	1993	L	45-42	A
1903	W	28-0	H				
1904	T	6-6	H				
1905	L	12-6	H				
1914	L	19-7	H				
1917	L	6-0	H				
1919	T	0-0	H				
1920	W	21-0	H				
1921	W	14-6	H				
1922	W	21-0	H				
1924	L	3-0	H				
1925	L	7-0	H				
1926	L	14-0	H				
1927	W	12-7	H				
1928	W	40-0	H				
1929	W	13-7	H				
1930	T	0-0	H				
1931	W	12-3	H				
1932	W	13-0	H				

### Winona State, 3-0 (H: 3-0)

1984	W	37-0	H	<b>Youngstown State, 21-7 (H: 12-3, A: 9-4)</b>			
1995	W	48-3	H	1978	L	31-14	H
1998	W	66-7	H	1979	L	29-0	A
				1980	W	38-17	A
				1981	W	45-43	H
				1982	L	25-13	A
				1983	W	23-13	H
				1984	W	16-6	A
				1985	W	50-26	H
				1987	W	31-28	H
				1992	L	19-7	H
				1996	W	23-10	A
				1997	W	35-32	H
				1998	W	42-14	A
				1999	L	29-20	H
				2000	L	28-24	A
				2001	W	30-11	H
				2002	W	22-7	A
				2003	W	47-9	H
				2004	W	22-20	A
				2005	W	21-7	H
				2006	W	31-23	A
				2007	W	14-13	H
				2008	W	21-20	A
				2009	W	28-7	H
				2010	W	34-30	A
				2011	W	21-17	H
				2012	L	42-35	A
				2013	W	22-20	H

### Wisconsin, 0-1 (A: 0-1)

2012	L	26-21	A				
------	---	-------	---	--	--	--	--

### Wisconsin-La Crosse, 1-0 (H: 1-0)

1983	W	41-0	H				
------	---	------	---	--	--	--	--

### Wisconsin-Platteville, 1-0 (H: 1-0)

1915	W	82-0	H				
------	---	------	---	--	--	--	--

# SEASON REVIEW

HAS HAD 46 FIRST-TEAM ALL-MVFC SELECTIONS SINCE 2007, THE MOST IN THE VALLEY

---

18 PLAYOFF APPEARANCES, 13 QUARTERFINAL APPEARANCES

---

79 WINS OVER TOP-25 OPPONENTS, 20 WINS OVER TOP-10 SINCE 2001

---

BROKE TWO VALLEY RECORDS AND FIVE SCHOOL RECORDS IN 2015

---

RANKED NO. 12 IN FIRST DOWNS OFFENSE AND NO. 15 IN RUSHING OFFENSE IN THE FCS

---

RANKED IN TOP-25 IN THE FCS IN 10 DIFFERENT STATISTICAL CATEGORIES FOR SECOND CONSECUTIVE SEASON

---

HAD TWO PLAYERS EARN TOP MVFC HONORS IN NEWCOMER OF THE YEAR AND DEFENSIVE PLAYER OF THE YEAR



**QB AARON BAILEY**

MVFC NEWCOMER OF THE YEAR  
VALLEY RECORD HOLDER IN  
RUSHING YARDS IN A SEASON BY  
A QB



## 2015 AWARDS & RECOGNITIONS

### PLAYER OF THE WEEK

- Aaron Bailey (11/14) vs. Missouri State, MVFC Co-Newcomer of the Week: 4 rushing TDs, 19 carries, 161 rush yards, 61 passing yards
- Aaron Bailey (11/7) vs. Indiana State, MVFC Newcomer of the Week, CSN National All-Star: 4 rushing TDs, 1 passing TD, 54 rushing yards, 114 passing yards
- Bryce Sweeney (11/7) vs. Indiana State, MVFC Offensive Lineman of the Week
- Karter Schult (10/25) vs. South Dakota State, CSM National Defensive Player of the Week, MVFC Defensive Player of the Week: 7 total tackles, 4 TFL, 3 sacks
- Brett McMakin (10/10) vs. North Dakota State, STATS National Defensive Player of the Week, MVFC Defensive Player of the Week: 13 total tackles, 7 solo, 6 assisted, 3.5 TFL
- Aaron Bailey (9/19) vs. Cal Poly, MVFC Newcomer of the Week: 218 passing yards, 57 rushing yards, 1 passing TD, 2 rushing TDs
- Brett McMakin (9/19) vs. Cal Poly, MVFC Defensive Player of the Week: 15 total tackles, career-high
- Deiondre' Hall (9/12) vs. Eastern Washington, CSM National Defensive Player of the Week, MVFC Defensive Player of the Week: 6 total tackles, 1 PBU, 1 interception return for 16-yard TD
- Aaron Bailey (9/12) vs. Eastern Washington, MVFC Newcomer of the Week: 134 rushing yards, 91 passing yards, 2 passing TDs

### MISSOURI VALLEY AWARDS

#### All-MVFC

- Jacob Rathmacher, OL First-Team; Karter Schult, DL First-Team; Brett McMakin, LB First-Team; Deiondre' Hall, DB First-Team; Tim Kilfoy, DB First-Team; Aaron Bailey, QB Second-Team; Robert Rathje, OL Second-Team; Isaac Ales, DL Second-Team; Makinton Dorleant, DL Second-Team, RS Honorable Mention; Sam Kuhter, P Second-Team; Tyvis Smith, RB Honorable Mention; Braden Lehman, RB Honorable Mention; Michael Schmadeke, RB Honorable Mention; Trent Simpson, LS Honorable Mention

#### MVFC Newcomer Team

- Aaron Bailey, QB; Cal Twait, OL

#### MVFC Newcomer of the Year

- Aaron Bailey, QB, Bolingbrook, Ill.

#### MVFC Defensive Player of the Year

- Deiondre' Hall, DB, Blue Springs, Mo.

### ALL-AMERICA

Makinton Dorleant, Bradenton, Fla.

- STATS FCS All-America Third-Team; College Sports Madness FCS All-America Third-Team; NFLPA Bowl Participant

Deiondre' Hall, Blue Springs, Mo.

- College Sports Network Fabulous Fifth All-America First-Team; AFCA All-America First-Team; Walter Camp All-America First-Team; ADA FCS All-America First-Team; AP FCS All-America First-Team; STATS FCS All-America First-Team; College Sports Madness FCS All-America First-Team; Reese's Senior Bowl Invite; NFL Combine Participant

Tim Kilfoy, Davenport, Iowa

- College Sports Network Fabulous Fifty All-America Honorable Mention; College Sports Madness FCS All-America Third-Team

Brett McMakin, Overland Park, Kan.

- STATS FCS All-America Second-Team; College Sports Madness FCS All-America Second-Team

Karter Schult, Tripoli, Iowa

- STATS FCS All-America Second-Team

### ACADEMICS/COMMUNITY

#### MVFC Scholar-Athlete

- Isaac Ales, First-Team; Jacob Rathmacher, First-Team; Karter Schult, First-Team; Jared Farley, Second-Team; Robert Rathje, Second-Team

#### FCS ADA Academic All-Star Team

- Jacob Rathmacher, One of 10 finalists for a post-graduate scholarship

#### CoSIDA Academic All-America

- Jacob Rathmacher, First-Team; Karter Schult, First-Team; Isaac Ales, Second-Team

#### CoSIDA Academic All-District

- Jacob Rathmacher, First-Team; Karter Schult, First-Team; Isaac Ales, First-Team

#### William V. Campbell Trophy

- Isaac Ales, Semifinalist

#### MVC Good Neighbor Award

- Jordan Webb





## 2015 STANDOUTS

### 2015 RESULTS (9-5, 5-3 MVFC)

Date	Opponent	Result
9/5	at Iowa State	L, 31-7
<b>9/12</b>	<b>#7 Eastern Washington</b>	<b>W, 38-35</b>
9/19	at #17 Cal Poly	W, 34-20
10/3	at #4 Illinois State*	L, 21-13
10/10	at #2 North Dakota State*	L, 31-28
<b>10/17</b>	<b>Western Illinois*</b>	<b>L, 24-19</b>
10/24	at #6 South Dakota State*	W, 10-7
<b>10/31</b>	<b>South Dakota*</b>	<b>W, 20-7</b>
<b>11/7</b>	<b>#23 Indiana State*</b>	<b>W, 59-13</b>
11/14	at Missouri State*	W, 41-0
<b>11/21</b>	<b>Southern Illinois*</b>	<b>W, 49-28</b>
<b>11/28</b>	<b>#24 Eastern Illinois&amp;</b>	<b>W, 53-17</b>
12/5	at #5 Portland State&	W, 29-17
12/12	at #2 North Dakota State&	L, 23-13

\* MVFC Regular Season

**Home Games**  
& FCS Playoffs



### 2015 FINAL MVFC STANDINGS

Team	MVFC	Overall
North Dakota State	7-1	13-2
Illinois State	7-1	10-3
South Dakota State	5-3	8-4
UNI	5-3	9-5
Western Illinois	5-3	7-6
Indiana State	3-5	5-6
South Dakota	3-5	5-6
Youngstown State	3-5	5-6
Southern Illinois	2-6	3-8
Missouri State	0-8	1-10

### INDIVIDUAL GAME HIGHS

Category	No.	Player/Game
Rushes	26	Aaron Bailey/at Portland State
Yards Rushing	207 yds	Tyvis Smith/at Portland State
TD Rushes	4	Aaron Bailey/Indiana State
	4	Aaron Bailey/Missouri State
Longest Rush	83 yds	Aaron Bailey/at NDSU
Pass Attempts	27	Aaron Bailey/South Dakota
Pass Completions	16	Aaron Bailey/South Dakota
Yards Passing	231 yds	Aaron Bailey/South Dakota
TD Passes	3	Aaron Bailey/Eastern Illinois
Longest Pass	67 yds	Sawyer Kollmorgen/at NDSU
Receptions	8	Daurice Fountain/at Cal Poly
Yards Receiving	123 yds	Daurice Fountain/at Cal Poly
TD Receptions	2	Daurice Fountain/Eastern Illinois
Longest Reception	67 yds	Daurice Fountain/at NDSU
Field Goals Made	4	Michael Schmadeke/Eastern Illinois
Longest FG	50	Michael Schmadeke/South Dakota
Punts	11	Logan Bieghler/at Iowa State
Punting Average	58.0	Sam Kuhter/at Iowa State
Longest Punt	68 yds	Sam Kuhter/South Dakota
Punts Inside 20	4	Sam Kuhter/Eastern Washington
	4	Sam Kuhter/Western Illinois
	4	Sam Kuhter/at Missouri State
Longest Punt Return	90 yds	Makinton Dorleant/Southern Illinois
Longest Kick Return	38 yds	Makinton Dorleant/Eastern Illinois
Tackles	15	Brett McMakin/at Cal Poly
Sacks	3.0	Isaac Ales/at Illinois State
	3.0	Karter Schult/at South Dakota State
Tackles for Loss	5.0	Karter Schult/at Illinois State
Interceptions	1	Deiondre' Hall/Eastern Washington
	1	Deiondre' Hall/at Cal Poly
	1	D'Shawn Dexter/at Cal Poly
	1	Tim Kilfoy/at Illinois State
	1	Tim Kilfoy/at NDSU
	1	Brett McMakin/at NDSU
	1	Deiondre' Hall/Western Illinois
	1	Deiondre' Hall/South Dakota
	1	Deiondre' Hall/Indiana State
	1	Tim Kilfoy/Indiana State
	1	Jamison Whiting/Indiana State
	1	Deiondre' Hall/at Missouri State
	1	Ray Buchanan Jr./Eastern Illinois
	1	Joe Feldpausch/Eastern Illinois
	1	Makinton Dorleant/Eastern Illinois
	1	Jared Farley/at Portland State
	1	Brett McMakin/at Portland State

# PANTHERS

#UNIFIGHT  
COACHING STAFF  
PLAYER PROFILES  
OPPONENTS  
2015 REVIEW  
RECORDS



## 2015 STANDOUTS

### 2015 FINAL COACHES POLL

Rank	Team	Record
1	North Dakota State	13-2
2	Jacksonville State	13-2
3	Richmond	10-4
4	Sam Houston State	11-4
5	Illinois State	10-3
6	UNI	9-5
7	Charleston Southern	10-3
8	Chattanooga	9-4
9	McNeese State	10-1
10	Portland State	9-3
11	James Madison	9-3
12	William & Mary	9-4
13	Colgate	9-5
14	Montana	8-5
15	The Citadel	9-4
16	South Dakota State	8-4
17	Coastal Carolina	9-3
18	Southern Utah	8-4
19	Fordham	9-3
20	Harvard	9-1
21	North Carolina A&T	10-2
22	Western Illinois	7-6
23	Dartmouth	9-1
24	Eastern Illinois	7-5
25	Bethune-Cookman	9-2



### 2015 FINAL STATS FCS POLL

Rank	Team	Record
1	North Dakota State	13-2
2	Jacksonville State	13-2
3	Richmond	10-4
4	Sam Houston State	11-4
5	Illinois State	10-3
6	UNI	9-5
7	Charleston Southern	10-3
8	Chattanooga	9-4
9	McNeese State	10-1
10	Portland State	9-3
11	James Madison	9-3
12	William & Mary	9-4
13	Colgate	9-5
14	Montana	8-5
15	The Citadel	9-4
16	South Dakota State	8-4
17	Coastal Carolina	9-3
18	Southern Utah	8-4
19	Fordham	9-3
20	Harvard	9-1
21	North Carolina A&T	10-2
22	Western Illinois	7-6
23	Dartmouth	9-1
24	Eastern Illinois	7-5
25	Bethune-Cookman	9-2

### THE LAST TIME...

#### UNI TEAM

Rushed for 200 Yards: vs. Indiana State, 11/7/15 (216 yds)  
 Rushed for 300 Yards: vs. Eastern Illinois, 11/28/15 (323 yds)  
 Rushed for 400 Yards: at Portland State, 12/5/15 (401 yds)  
 Passed for 200 Yards: vs. South Dakota, 10/31/15 (231 yds)  
 Passed for 300 Yards: at Iowa, 8/30/14 (380 yds)  
 Passed for 400 Yards: vs. South Dakota, 9/12/09 (478 yds)  
 400 Yards Total Offense: at Portland State, 12/5/15 (432 yds)  
 500 Yards Total Offense: at Missouri State, 11/14/15 (512 yds)  
 600 Yards Total Offense: vs. South Dakota, 9/12/09 (712 yds)  
 Scored 30 Points: at Cal Poly, 9/19/15 (34 pts)  
 Scored 40 Points: vs. Southern Illinois, 11/21/15 (49 pts)  
 Scored 50 Points: vs. Eastern Illinois, 11/28/15 (53 pts)  
 Scored 60 Points: vs. Indiana State, 10/3/09 (62 pts)

#### UNI INDIVIDUAL

3 Rushed for 100 Yards: vs. Indiana State, 11/10/07  
 Darian Williams, Derrick Law, Taylor Brookings  
 vs. Southern Illinois, 11/21/15  
 Aaron Bailey, Tyvis Smith  
 2 Rushed for 100 Yards: vs. Eastern Illinois, 11/28/15  
 Tyvis Smith, 147 yards  
 at Portland State, 12/5/15  
 Aaron Bailey, 218 yards  
 1 Rushed for 100 Yards: vs. South Dakota, 10/31/15  
 Aaron Bailey, 231 yards  
 at Iowa, 8/30/14  
 Sawyer Kollmorgen, 380 yards  
 Passed for 200 Yards: vs. South Dakota, 9/12/09  
 Pat Grace, 445 yards  
 at North Dakota State, 10/10/15  
 Daurice Fountain, 110 yards  
 Received for 100 Yards: vs. South Dakota, 9/12/09  
 D.P. Eyman, 197 yards  
 at Iowa, 8/30/14  
 David Johnson, 203 yards  
 Received for 150 Yards: at South Dakota State, 9/15/07  
 Corey Lewis, 125 rush/164 rec.  
 Received for 200 Yards: vs. Southern Illinois, 11/21/15  
 Aaron Bailey, 181 pass/131 rush  
 Rush 100, Receive 100: Aaron Bailey vs. Southern Illinois, 11/21/15  
 Aaron Bailey at Missouri State, 11/14/15  
 Johnny Gray at Youngstown State, 10/21/06  
 Scored 3 TDs Rush: Dedric Ward vs. Western Illinois, 9/29/95  
 Scored 4 TDs Rush: Ray Buchanan Jr. vs. Eastern Illinois, 11/28/15  
 Scored 3 TDs Receiving: Tate Omli at Southern Illinois, 11/14/14  
 Scored 4 TDs Receiving: David Johnson vs. Illinois State, 11/1/14 (98 yds)  
 Interception TD Return: Makinton Dorleant vs. Southern Illinois, 11/21/15 (98 yds)  
 Fumble Return TD: Tim Kilfoy vs. Illinois State, 11/1/14  
 Kick Return TD: Dre Dokes vs. Illinois State, 11/13/04  
 Punt Return TD: Michael Schmadeke vs. Eastern Illinois, 11/28/15  
 Intercepted 2 Passes: Michael Schmadeke vs. Tennessee Tech, 9/27/14  
 Intercepted 3 Passes: Michael Schmadeke vs. South Dakota, 10/31/15 (50 yds)  
 Kicked 4 Field Goals:  
 Kicked 5 Field Goals:  
 Kicked 50+ Yard FG:





## 2015 STATISTICS

<b>Team Statistics</b>	<b>UNI</b>	<b>OPP</b>
SCORING	413	274
Points Per Game	29.5	19.6
Points Off Turnovers	123	24
FIRST DOWNS	272	237
Rushing	159	78
Passing	88	132
Penalty	25	27
RUSHING YARDAGE	3266	1739
Yards gained rushing	3630	2136
Yards lost rushing	364	397
Rushing Attempts	655	532
Average Per Rush	5.0	3.3
Average Per Game	233.3	124.2
TDs Rushing	32	15
PASSING YARDAGE	2083	2911
Comp-Att-Int	165-308-10	264-422-17
Average Per Pass	6.8	6.9
Average Per Catch	12.6	11.0
Average Per Game	148.8	207.9
TDs Passing	15	19
TOTAL OFFENSE	5349	4650
Total Plays	963	954
Average Per Play	5.6	4.9
Average Per Game	382.1	332.1
KICK RETURNS: #-Yards	38-771	53-1157
PUNT RETURNS: #-Yards	33-350	30-334
INT RETURNS: #-Yards	17-386	10-151
KICK RETURN AVERAGE	20.3	21.8
PUNT RETURN AVERAGE	10.6	11.1
INT RETURN AVERAGE	22.7	15.1
FUMBLES-LOST	12-5	25-14
PENALTIES-Yards	87-790	95-884
Average Per Game	56.4	63.1
PUNTS-Yards	87-3665	93-3850
Average Per Punt	42.1	41.4
Net punt average	36.4	37.2
KICKOFFS-Yards	81-4962	55-3399
Average Per Kick	61.3	61.8
Net kick average	39.3	40.5
TIME OF POSSESSION/Game	30:06	29:49
3RD-DOWN Conversions	68/198	69/208
3rd-Down Pct	34%	33%
4TH-DOWN Conversions	8/14	13/25
4th-Down Pct	57%	52%
SACKS BY-Yards	38-200	38-248
MISC YARDS	0	0
TOUCHDOWNS SCORED	53	37
FIELD GOALS-ATTEMPTS	16-22	5-12
ON-SIDE KICKS	0-1	0-1
RED-ZONE SCORES	(39-46) 85%	(30-45) 67%
RED-ZONE TOUCHDOWNS	(27-46) 59%	(26-45) 58%
PAT-ATTEMPTS	(47-50) 94%	(35-37) 95%
ATTENDANCE	69293	152248
Games/Avg Per Game	6/11549	8/19031
Neutral Site Games		0/0

<b>Score by Quarters</b>	<b>1st</b>	<b>2nd</b>	<b>3rd</b>	<b>4th</b>	<b>OT</b>	<b>Total</b>
UNI	80	163	71	99	0	413
Opponents	52	69	79	74	0	274

#UNIFIGHT

COACHING STAFF

PLAYER PROFILES

OPPONENTS

2015 REVIEW

RECORDS



## 2015 STATISTICS

Rushing	gp	att	gain	loss	net	avg	td	lg	avg/g
Bailey, Aaron	14	257	1604	270	1334	5.2	19	83	95.3
Smith, Tyvis	14	182	1095	16	1079	5.9	7	59	77.1
Miller, Darrian	13	66	307	10	297	4.5	1	21	22.8
Huggins, Savon	14	59	232	16	216	3.7	2	34	15.4
Malloy, Michael	12	29	152	0	152	5.2	2	13	12.7
Kollmorgen, S.	6	16	107	11	96	6.0	0	39	16.0
Browning, J.	11	15	70	2	68	4.5	0	19	6.2
Cunningham, L.	13	2	19	0	19	9.5	0	17	1.5
Brown, Charles	14	7	21	8	13	1.9	0	11	0.9
Dunne, Eli	4	6	19	7	12	2.0	1	9	3.0
Weymiller, M	14	1	4	0	4	4.0	0	4	0.3
TEAM	12	15	0	24	-24	-1.6	0	0	-2.0
Total	14	655	3630	364	3266	5.0	32	83	233.3
Opponents	14	532	2136	397	1739	3.3	15	72	124.2

Passing	gp	effic	comp-att-int	pct	yds	td	lg	avg/g
Bailey, Aaron	14	132.27	121-220-6	55.0	1656	13	52	118.3
Kollmorgen, S.	6	87.52	38-78-4	48.7	377	2	67	62.8
Dunne, Eli	4	102.00	6-10-0	60.0	50	0	15	12.5
Total	14	119.96	165-308-10	53.6	2083	15	67	148.8
Opponents	14	127.30	264-422-17	62.6	2911	19	73	207.9

Receiving	gp	no.	yds	avg	td	lg	avg/g
Fountain, D.	14	41	604	14.7	5	67	43.1
Brown, Charles	14	30	345	11.5	2	52	24.6
Miller, Darrian	13	22	269	12.2	0	32	20.7
Malloy, Michael	12	18	269	14.9	3	49	22.4
Cunningham, L.	13	11	124	11.3	1	25	9.5
Smith, Tyvis	14	11	39	3.5	0	12	2.8
Lehman, Braden	14	10	108	10.8	2	29	7.7
Huggins, Savon	14	5	52	10.4	1	19	3.7
Rohr, Sam	13	4	76	19.0	0	40	5.8
Weymiller, M	14	4	64	16.0	0	24	4.6
Smith, Brandon	7	3	47	15.7	1	25	6.7
McCoy, Cody	5	2	35	17.5	0	23	7.0
Hall, Rod	4	2	19	9.5	0	17	4.8
Hall, Deiondre'	14	1	25	25.0	0	25	1.8
Demos, Dalton	4	1	7	7.0	0	7	1.8
Total	14	165	2083	12.6	15	67	148.8
Opponents	14	264	2911	11.0	19	73	207.9

Punt Returns	no.	yds	avg	td	lg
Dorleant, M.	21	298	14.2	1	90
Weymiller, M	6	40	6.7	0	27
Hall, Deiondre'	3	7	2.3	0	7
Cunningham, L.	2	1	0.5	0	1
Miller, Darrian	1	4	4.0	0	4
Total	33	350	10.6	1	90
Opponents	30	334	11.1	1	81

Interceptions	no.	yds	avg	td	lg
Hall, Deiondre'	6	100	16.7	2	32
Kilfoy, Tim	3	119	39.7	1	62
McMakin, Brett	2	3	1.5	0	3
Feldpausch, Joe	1	0	0.0	0	0
Dexter, D'Shawn	1	0	0.0	0	0
Whiting, Jamison	1	77	77.0	1	77
Farley, Jared	1	0	0.0	0	0
Dorleant, M.	1	17	17.0	0	17
Buchanan, R.	1	70	70.0	1	70
Total	17	386	22.7	5	77
Opponents	10	151	15.1	1	95

Kick Returns	no.	yds	avg	td	lg
Huggins, Savon	9	154	17.1	0	23
Dorleant, M.	8	191	23.9	0	38
Malloy, Michael	4	98	24.5	0	30
Smith, Tyvis	4	90	22.5	0	33
Hall, Deiondre'	4	90	22.5	0	26
Miller, Darrian	3	43	14.3	0	17
Brown, Charles	3	73	24.3	0	29
Weymiller, M	2	32	16.0	0	21
Jennings, D.	1	0	0.0	0	0
Total	38	771	20.3	0	38
Opponents	53	1157	21.8	1	97

Fumble Returns	no.	yds	avg	td	lg
Dorleant, M.	2	41	20.5	0	27
Total	2	41	20.5	0	27
Opponents	0	0	0.0	0	0

18 FCS PLAYOFF APPEARANCES | 7 TRIPS TO THE FCS SEMIFINALS | 16 MVFC CHAMPIONSHIPS | 79 WINS OVER TOP-25 OPPONENTS





## 2015 STATISTICS

Scoring	td	fg	PAT			dxp	saf	pts	
			kick	rush	rcv				pass
Bailey, Aaron	19	-	-	-	-	0-3	-	-	114
Schmadeke, M.	-	16-22	47-50	-	-	-	-	-	95
Smith, Tyvis	7	-	-	-	-	-	-	-	42
Malloy, Michael	5	-	-	-	-	-	-	-	30
Fountain, D.	5	-	-	-	-	-	-	-	30
Huggins, Savon	3	-	-	-	-	-	-	-	18
Brown, Charles	2	-	-	-	-	-	-	-	12
Hall, Deiondre'	2	-	-	-	-	-	-	-	12
Lehman, Braden	2	-	-	-	-	-	-	-	12
Dunne, Eli	1	-	-	-	-	-	-	-	6
Smith, Brandon	1	-	-	-	-	-	-	-	6
Cunningham, L.	1	-	-	-	-	-	-	-	6
Buchanan, R.	1	-	-	-	-	-	-	-	6
Whiting, Jamison	1	-	-	-	-	-	-	-	6
Kilfoy, Tim	1	-	-	-	-	-	-	-	6
Miller, Darrian	1	-	-	-	-	-	-	-	6
Dorleant, M.	1	-	-	-	-	-	-	-	6
<b>Total</b>	<b>53</b>	<b>16-22</b>	<b>47-50</b>	<b>-</b>	<b>-</b>	<b>0-3</b>	<b>-</b>	<b>-</b>	<b>413</b>
<b>Opponents</b>	<b>37</b>	<b>5-12</b>	<b>35-37</b>	<b>-</b>	<b>-</b>	<b>-</b>	<b>-</b>	<b>1</b>	<b>274</b>

Total Offense	g	plays	rush	pass	total	avg/g
Bailey, Aaron	14	477	1334	1656	2990	213.6
Smith, Tyvis	14	182	1079	0	1079	77.1
Kollmorgen, S.	6	94	96	377	473	78.8
Miller, Darrian	13	66	297	0	297	22.8
Huggins, Savon	14	59	216	0	216	15.4
Malloy, Michael	12	29	152	0	152	12.7
Browning, J.	11	15	68	0	68	6.2
Dunne, Eli	4	16	12	50	62	15.5
Cunningham, L.	13	2	19	0	19	1.5
Brown, Charles	14	7	13	0	13	0.9
Weymiller, M	14	1	4	0	4	0.3
<b>TEAM</b>	<b>12</b>	<b>15</b>	<b>-24</b>	<b>0</b>	<b>-24</b>	<b>-2.0</b>
<b>Total</b>	<b>14</b>	<b>963</b>	<b>3266</b>	<b>2083</b>	<b>5349</b>	<b>382.1</b>
<b>Opponents</b>	<b>14</b>	<b>954</b>	<b>1739</b>	<b>2911</b>	<b>4650</b>	<b>332.1</b>

Field Goals	fg	pct.	01-19	20-29	30-39	40-49	50-99	lg	blk
Schmadeke, M.	16-22	72.7	0-0	8-9	5-7	2-3	1-3	50	0

Punting	no.	yds	avg	lg	tb	fc	i20	50+	blk
Kuhter, Sam	75	3203	42.7	68	7	30	26	15	1
Bieghler, Logan	11	462	42.0	51	1	0	1	3	0
<b>TEAM</b>	<b>1</b>	<b>0</b>	<b>0.0</b>	<b>0</b>	<b>0</b>	<b>0</b>	<b>0</b>	<b>0</b>	<b>0</b>
<b>Total</b>	<b>87</b>	<b>3665</b>	<b>42.1</b>	<b>68</b>	<b>8</b>	<b>30</b>	<b>27</b>	<b>18</b>	<b>1</b>
<b>Opponents</b>	<b>93</b>	<b>3850</b>	<b>41.4</b>	<b>71</b>	<b>2</b>	<b>27</b>	<b>31</b>	<b>17</b>	<b>1</b>

FG Sequence	UNI	Opponents
Iowa State	-	38,41,(24)
Eastern Washington	53,(24)	-
Cal Poly	-	-
Illinois State	(25),28,(35)	48
North Dakota State	38	(43)
Western Illinois	(22),(39)	43,(23)
South Dakota State	(24),56	-
South Dakota	(48),(50)	-
Indiana State	(27)	-
Missouri State	-	-
Southern Illinois	46	38
Eastern Illinois	(37),(22),(30),(21)	(37)
Portland State	30,(44)	(32)
North Dakota State	(32),(23)	54,52

Kickoffs	no.	yds	avg	tb	ob	retn	net	ydln
Schmadeke, M.	75	4616	61.5	23	2			
Easley, Matt	6	346	57.7	2	1			
<b>Total</b>	<b>81</b>	<b>4962</b>	<b>61.3</b>	<b>25</b>	<b>3</b>	<b>21.8</b>	<b>39.3</b>	<b>25</b>
<b>Opponents</b>	<b>55</b>	<b>3399</b>	<b>61.8</b>	<b>16</b>	<b>1</b>	<b>20.3</b>	<b>40.5</b>	<b>24</b>

Numbers in (parentheses) indicate field goal was made.



ght Michael Dunlop 2015

#UNIFIGHT

COACHING STAFF

PLAYER PROFILES

OPPONENTS

2015 REVIEW

RECORDS



## 2015 STATISTICS

All Purpose	g	rush	rcv	pr	kr	ir	total	avg/g
Bailey, Aaron	14	1334	0	0	0	0	1334	95.3
Smith, Tyvis	14	1079	39	0	90	0	1208	86.3
Miller, Darrian	13	297	269	4	43	0	613	47.2
Fountain, D.	14	0	604	0	0	0	604	43.1
Malloy, Michael	12	152	269	0	98	0	519	43.2
Dorleant, M.	14	0	0	298	191	17	506	36.1
Brown, Charles	14	13	345	0	73	0	431	30.8
Huggins, Savon	14	216	52	0	154	0	422	30.1
Hall, Deiondre'	14	0	25	7	90	100	222	15.9
Cunningham, L.	13	19	124	1	0	0	144	11.1
Weymiller, M	14	4	64	40	32	0	140	10.0
Kilfoy, Tim	14	0	0	0	0	119	119	8.5
Lehman, Braden	14	0	108	0	0	0	108	7.7
Kollmorgen, S.	6	96	0	0	0	0	96	16.0
Whiting, Jamison	12	0	0	0	0	77	77	6.4
Rohr, Sam	13	0	76	0	0	0	76	5.8
Buchanan, R.	14	0	0	0	0	70	70	5.0
Browning, J.	11	68	0	0	0	0	68	6.2
Smith, Brandon	7	0	47	0	0	0	47	6.7
McCoy, Cody	5	0	35	0	0	0	35	7.0
Hall, Rod	4	0	19	0	0	0	19	4.8
Dunne, Eli	4	12	0	0	0	0	12	3.0
Demos, Dalton	4	0	7	0	0	0	7	1.8
McMakin, Brett	14	0	0	0	0	3	3	0.2
TEAM	12	-24	0	0	0	0	-24	-2.0
Total	14	3266	2083	350	771	386	6856	489.7
Opponents	14	1739	2911	334	1157	151	6292	449.4



Date	Opponent	Score	Overall	Conference	Time	Attend
Sep 05, 2015	at Iowa State	L 7-31	0-1	0-0	3:18	61500
Sep 12, 2015	#7 EASTERN WASHINGTON	W 38-35	1-1	0-0	3:31	12292
Sep 19, 2015	at #17 Cal Poly	W 34-20	2-1	0-0	3:08	11075
* Oct 03, 2015	at #4 Illinois State	L 13-21	2-2	0-1	3:00	13391
* Oct 10, 2015	at #2 North Dakota State	L 28-31	2-3	0-2	3:25	18954
* Oct 17, 2015	WESTERN ILLINOIS	L 19-24	2-4	0-3	3:33	16324
* Oct 24, 2015	at #6 South Dakota State	W 10-7	3-4	1-3	3:01	16042
* Oct 31, 2015	SOUTH DAKOTA	W 20-7	4-4	2-3	2:56	10476
* Nov. 7, 2015	#23 INDIANA STATE	W 59-13	5-4	3-3	3:08	13224
* Nov. 14 2015	at Missouri State	W 41-0	6-4	4-3	2:49	5223
* Nov 21, 2015	SOUTHERN ILLINOIS	W 49-28	7-4	5-3	3:34	9915
Nov 28, 2015	#24 EASTERN ILLINOIS	W 53-17	8-4	5-3	3:25	7062
Dec 05, 2015	at #5 Portland State	W 29-17	9-4	5-3	3:27	8022
^ Dec 12, 2015	at #2 North Dakota State	L 13-23	9-5	5-3	2:54	18041



## 2015 STATISTICS

#	Defensive Leaders	gp	Tackles			tfl/yds	Sacks		Pass defense			Fumbles		blkd	
			ua	a	tot		no-yds	int-yds	brup	qbh	rcv-yds	ff	kick	saf	
49	McMakin, Brett	14	81	42	123	15.5-38	4-15	2-3	1	1	.	6	.	.	
46	Farley, Jared	13	60	37	97	9.0-23	3-14	1-0	.	1	2-0	.	.	.	
93	Schult, Karter	14	61	21	82	23.0-101	15-78	.	3	9	1-0	2	.	.	
1	Hall, Deiondre'	14	58	24	82	5.5-16	.	6-100	4	.	.	3	.	.	
24	Kilfoy, Tim	14	48	23	71	1.0-1	.	3-119	5	1	.	.	.	.	
94	Ales, Isaac	14	43	26	69	16.5-69	9-36	.	2	1	3-0	3	.	.	
30	Dexter, D'Shawn	14	43	23	66	11.0-41	1-8	1-0	.	2	1-0	1	.	.	
99	Reth, Adam	12	36	23	59	3.5-11	3-9	.	2	1	1-0	.	.	.	
2	Dorleant, M.	14	40	7	47	4.0-6	.	1-17	17	.	3-41	3	.	.	
56	Jennings, D.	14	28	14	42	2.5-7	1-3	.	1	.	.	1	.	.	
27	Young, Edwin	14	21	1	22	1.0-1	.	.	3	.	.	.	.	.	
61	Woods, Preston	9	8	14	22	2.0-12	2-12	.	1	.	1-0	.	.	.	
47	McNeil, Ronelle	13	16	5	21	6.5-25	4-19	.	.	1	.	.	.	.	
36	Webb, Jordan	11	12	5	17	.	.	.	1	.	.	.	.	.	
22	Hendrix, Damon	11	10	6	16	0.5-2	.	.	.	.	.	.	.	.	
21	Feldpausch, Joe	9	7	6	13	0.5-1	.	1-0	1	.	.	.	.	.	
39	Ferch, Duncan	13	10	3	13	1.0-2	.	.	.	.	.	.	.	.	
23	Allen, A.J.	11	8	1	9	.	.	.	.	.	.	.	.	.	
6	Buchanan,R.	14	5	4	9	.	.	1-70	.	.	.	.	.	.	
8	Weymiller, M	14	6	3	9	.	.	.	.	.	.	.	.	.	
26	Neal, Rickey	12	6	2	8	1.5-7	1-6	.	.	.	.	.	.	.	
59	Willson, Blake	11	4	3	7	.	.	.	.	.	.	.	.	.	
29	Whiting, Jamison	12	7	.	7	.	.	1-77	1	.	.	.	.	.	
48	Peiffer, Wyatt	12	2	3	5	.	.	.	.	.	.	.	.	.	
40	Schmadeke, M.	14	1	3	4	.	.	.	.	.	1-0	.	.	.	
20	Gray, Rashadeem	13	3	1	4	.	.	.	.	.	.	1	.	.	
98	Douglas, Bryce	3	1	2	3	0.5-1	.	.	.	.	.	.	.	.	
33	Hill, Barkley	7	2	.	2	.	.	.	.	.	.	.	.	.	
7	Demos, Dalton	4	2	.	2	.	.	.	.	.	.	.	.	.	
82	Simpson, Trent	14	2	.	2	.	.	.	.	.	.	.	.	.	
15	Bailey, Aaron	14	1	.	1	.	.	.	.	.	.	.	.	.	
35	Eads, Tyler	3	1	.	1	.	.	.	.	.	.	.	.	.	
51	Cardenas, Jesse	1	.	1	1	.	.	.	.	.	.	.	.	.	
42	Gaeta, Griffin	13	.	1	1	.	.	.	.	.	.	.	.	.	
18	Singleton, DJ	3	1	.	1	.	.	.	.	.	.	.	.	.	
91	Szczyrbak, Ezra	6	.	1	1	.	.	.	.	.	.	.	.	.	
4	Brown, Charles	14	1	.	1	.	.	.	.	.	.	.	.	.	
5	Miller, Darrian	13	.	1	1	.	.	.	.	.	.	.	.	.	
25	Allen, Trevor	1	1	.	1	.	.	.	.	.	.	.	.	.	
TM	TEAM	12	.	.	.	.	.	.	.	.	1-0	.	.	.	
9	Hall, Rod	4	.	.	.	.	.	.	.	1	.	.	.	.	
Total		14	636	306	942	105-364	38-200	17-386	42	18	14-41	19	1	.	
Opponents		14	651	284	935	94-350	38-248	10-151	46	16	5-0	7	3	1	

#UNIFIGHT

COACHING STAFF

PLAYER PROFILES

OPPONENTS

2015 REVIEW

RECORDS

# PANTHERS



## 2015 GAME RECAPS

### GAME 1

Sep. 5 | at Iowa State  
Attendance: 61,500



UNI	7				
Iowa State	31				
<b>Score by Quarter</b>	<b>1st</b>	<b>2nd</b>	<b>3rd</b>	<b>4th</b>	<b>Total</b>
UNI	0	7	0	0	7
Iowa State	0	10	14	7	31

#### Scoring Summary:

2nd 11:57 UNI - Huggins, 19-yd rec.  
07:44 ISU - Thomas, 1-yd rush  
02:40 ISU - Netten, 24-yd FG  
3rd 10:05 ISU - Daley, 36-yd rec.  
01:03 ISU - Lazard, 13-yd rec.  
4th 03:00 ISU - Ryen, 81-yd PR

<b>Stats</b>	<b>UNI</b>	<b>ISU</b>
First Downs	16	15
Net Rushing	126	77
Net Passing	176	233
Plays-Total Offense	75-302	61-310

#### Top Performers

**Rushing:** A. Bailey (22 att., 85 yds)  
**Passing:** A. Bailey (11-19-1, 114 yds, 1 TD),  
**Receiving:** D. Miller (5 catches, 58 yds),  
**Tackles:** D. Hall (9 total, 2 FF)

### GAME 4

Oct. 3 | at #4 Illinois State  
Attendance: 13,391



UNI	13				
Illinois State	21				
<b>Score by Quarter</b>	<b>1st</b>	<b>2nd</b>	<b>3rd</b>	<b>4th</b>	<b>Total</b>
UNI	0	7	3	3	13
Illinois State	7	14	0	0	21

#### Scoring Summary:

1st 09:09 ILS - Coprich, 1-yd rush  
2nd 14:51 ILS - Coprich, 2-yd rush  
07:08 UNI - Malloy, 45-yd rec.  
02:47 ILS - Towns, 10-yd rush  
3rd 07:18 UNI - Schmadeke, 25-yd FG  
4th 04:02 UNI - Schmadeke, 35-yd FG

<b>Stats</b>	<b>UNI</b>	<b>ILS</b>
First Downs	16	17
Net Rushing	104	161
Net Passing	146	80
Plays-Total Offense	69-250	62-241

#### Top Performers

**Rushing:** T. Smith (14 att., 54 yds)  
**Passing:** A. Bailey (7-17-2, 108 yds, 1 TD)  
**Receiving:** M. Malloy (3 rec., 67 yds, 1 TD)  
**Tackles:** J. Farley (11 total)

### GAME 2

Sep. 12 | #7 Eastern Wash.  
Attendance: 12,292



Eastern Washington	35				
UNI	38				
<b>Score by Quarter</b>	<b>1st</b>	<b>2nd</b>	<b>3rd</b>	<b>4th</b>	<b>Total</b>
EWU	7	7	7	14	35
UNI	0	27	0	17	38

#### Scoring Summary:

1st 05:30 EWU - Kupp, 18-yd rec.  
2nd 10:01 UNI - Smith, 1-yd rush  
09:12 EWU - Kupp, 73-yd rec.  
08:15 UNI - Fountain, 32-yd rec.  
04:32 UNI - Malloy, 2-yd rec.  
3rd 04:39 EWU - Bourne, 6-yd rec.  
4th 12:25 EWU - Bourne, 7-yd rec.  
09:54 UNI - Cunningham, 16-yd rec.  
05:40 UNI - Schmadeke, 24-yd FG  
05:19 UNI - Hall, 16-yd interception  
03:20 EWU - Wilson, 1-yd rush

<b>Stats</b>	<b>EWU</b>	<b>UNI</b>
First Downs	22	25
Net Rushing	26	266
Net Passing	526	194
Plays-Total Offense	72-552	74-460

#### Top Performers

**Rushing:** A. Bailey (19 att, 134 yds)  
**Passing:** A. Bailey (7-13-0, 91 yds, 2 TDs)  
**Receiving:** D. Fountain (5 catches, 61 yds, 1 TD)  
**Tackles:** J. Farley (10 total, 3.0 TFL)



### GAME 3

Sep. 19 | at #17 Cal Poly  
Attendance: 11,075



UNI	34				
Cal Poly	20				
<b>Score by Quarter</b>	<b>1st</b>	<b>2nd</b>	<b>3rd</b>	<b>4th</b>	<b>Total</b>
UNI	21	7	0	6	34
Cal Poly	0	7	0	13	20

#### Scoring Summary:

1st 13:25 UNI - Huggins, 7-yd rush  
05:25 UNI - Bailey, 25-yd rush  
00:38 UNI - Smith, 1-yd rush  
2nd 13:54 CP - Brown, 42-yd rush  
03:56 UNI - Lehman, 7-yd rec.  
4th 12:01 UNI - Bailey, 2-yd rush  
05:39 CP - Brown, 2-yd rush  
01:52 CP - Mohamed, 2-yd rush

<b>Stats</b>	<b>UNI</b>	<b>Cal Poly</b>
First Downs	22	25
Net Rushing	204	350
Net Passing	233	77
Plays-Total Offense	75-437	88-427

#### Top Performers

**Rushing:** T. Smith (13 att., 88 yds, 1 TD)  
**Passing:** A. Bailey (15-25-0, 218 yds, 1 TD)  
**Receiving:** D. Fountain (8 catches, 123 yds)  
**Tackles:** Brett McMakin (15 total, 1.0 TFL)

### GAME 5

Oct. 10 | at #2 NDSU  
Attendance: 18,954



UNI	28				
North Dakota State	31				
<b>Score by Quarter</b>	<b>1st</b>	<b>2nd</b>	<b>3rd</b>	<b>4th</b>	<b>Total</b>
UNI	7	7	0	14	28
NDSU	3	7	0	21	31

#### Scoring Summary:

1st 13:51 UNI - Fountain, 67-yd rec.  
05:01 NDSU - Pedersen, 43-yd FG  
2nd 09:20 UNI - Malloy, 1-yd rush  
03:53 NDSU - Illies, 2-yd rec.  
4th 14:13 NDSU - Cyr, 2-yd rec.  
12:36 UNI - Miller, 7-yd rush  
07:49 NDSU - Shepherd, 33-yd rec.  
07:31 UNI - Bailey, 83-yd rush  
00:35 NDSU - Shepherd, 18-yd rec.

<b>Stats</b>	<b>UNI</b>	<b>NDSU</b>
First Downs	14	25
Net Rushing	277	141
Net Passing	158	335
Plays-Total Offense	55-435	80-476

#### Top Performers

**Rushing:** A. Bailey (13 att., 157 yds, 1 TD)  
**Passing:** Kollmorgen (5-12-1, 103 yds, 1 TD)  
**Receiving:** Fountain (4 rec., 110 yds, 1 TD)  
**Tackles:** B. McMakin (13 total, 3.5 TFL)



### 2015 GAME RECAPS

#### GAME 6

Oct. 17 | Western Illinois  
Attendance: 16,324



Western Illinois	24
UNI	19

Score by Quarter	1st	2nd	3rd	4th	Total
WIU	14	7	0	3	24
UNI	0	6	7	6	19

#### Scoring Summary:

- 1st 05:43 WIU - Diggs, 95-yd int.  
02:14 WIU - Watson, 1-yd rush
- 2nd 08:33 UNI - Schmadeke, 22-yd FG  
05:45 WIU - Borsellino, 9-yd rec.  
00:56 UNI - Schmadeke, 39-yd FG
- 3rd 11:16 UNI - Hall, 32-yd int.
- 4th 06:35 UNI - Bailey, 5-yd rush  
03:18 WIU - Knuffman, 23-yd FG

Stats	WIU	UNI
First Downs	22	15
Net Rushing	133	91
Net Passing	263	170
Plays-Total Offense	82-396	68-261

#### Top Performers

- Rushing:** A. Bailey (9 att., 28 yds, 1 TD)
- Passing:** S. Kollmorgen (12-25-1, 94 yds)
- Receiving:** D. Fountain (4 catches, 94 yds)
- Tackles:** D. Dexter (9 total, 1 TFL)



#### GAME 7

Oct. 24 | at #6 SDSU  
Attendance: 16,042



UNI	10
SDSU	7

Score by Quarter	1st	2nd	3rd	4th	Total
UNI	0	3	7	0	10
SDSU	0	0	7	0	7

#### Scoring Summary:

- 2nd 02:43 UNI - Schmadeke, 24-yd FG
- 3rd 08:22 SDSU - Landberg, 6-yd rec.  
06:04 UNI - Bailey, 35-yd rush

Stats	UNI	SDSU
First Downs	16	15
Net Rushing	223	95
Net Passing	113	164
Plays-Total Offense	58-336	62-259

#### Top Performers

- Rushing:** A. Bailey (23 att., 169 yds, 1 TD)
- Passing:** A. Bailey (8-17-0, 133 yds)
- Receiving:** D. Fountain (2 catches, 40 yds)
- Tackles:** B. McMakin (11 total, 1 sck, 2 TFL)

#### GAME 9

Nov. 7 | #23 Indiana State  
Attendance: 13,224



Indiana State	13
UNI	59

Score by Quarter	1st	2nd	3rd	4th	Total
INS	0	0	13	0	13
UNI	10	28	7	14	59

#### Scoring Summary:

- 1st 09:26 UNI - Schmadeke, 27-yd FG  
04:47 UNI - Bailey, 1-yd rush
- 2nd 11:56 UNI - Bailey, 1-yd rush  
10:56 UNI - Kilfoy, 30-yd interception  
02:38 UNI - Malloy, 10-yd rush  
01:09 UNI - Bailey, 2-yd rush
- 3rd 07:57 INS - Tonyan, 12-yd rec.  
02:25 UNI - Bailey, 6-yd rush  
00:54 INS - Levingston, 42-yd rec.
- 4th 05:20 UNI - Brown, 10-yd rec.  
04:24 UNI - Whiting, 77-yd int.

Stats	INS	UNI
First Downs	12	20
Net Rushing	46	216
Net Passing	226	114
Plays-Total Offense	53-272	70-330

#### Top Performers

- Rushing:** T. Smith (12 att., 60 yds)
- Passing:** A. Bailey (8-13-0, 114 yds, 1 TD)
- Receiving:** M. Malloy (1 catch, 27 yds)
- Tackles:** K. Schult (7 total, 1.5 sck, 3 TFL)

#### GAME 8

Oct. 31 | South Dakota  
Attendance: 10,476



South Dakota	7
UNI	20

Score by Quarter	1st	2nd	3rd	4th	Total
USD	7	0	0	0	7
UNI	0	14	6	0	20

#### Scoring Summary:

- 1st 01:25 USD - Van Roekel, 23-yard rec.
- 2nd 07:31 UNI - Lehman, 14-yd rec.  
03:32 UNI - Bailey, 1-yd rush
- 3rd 09:45 UNI - Schmadeke, 48-yd FG  
08:34 UNI - Schmadeke, 50-yd FG

Stats	USD	UNI
First Downs	12	24
Net Rushing	54	163
Net Passing	133	231
Plays-Total Offense	57-187	78-394

#### Top Performers

- Rushing:** S. Huggins (9 att., 66 yds)
- Passing:** A. Bailey (16-27-0, 231 yds, 1 TD)
- Receiving:** B. Lehman (3 rec., 45 yds, 1 TD)
- Tackles:** B. McMakin (8 total, 1 TFL)

#### GAME 10

Nov. 14 | at Missouri State  
Attendance: 5,223



UNI	41
Missouri State	0

Score by Quarter	1st	2nd	3rd	4th	Total
UNI	14	14	7	6	41
MSU	0	0	0	0	0

#### Scoring Summary:

- 1st 14:14 UNI - Smith, 56-yd rush  
05:58 UNI - Bailey, 3-yd rush
- 2nd 05:01 UNI - Bailey, 11-yd rush  
00:50 UNI - Bailey, 26-yd rush
- 3rd 04:32 UNI - Bailey, 10-yd rush
- 4th 02:26 UNI - Dunne, 2-yd rush

Stats	UNI	MSU
First Downs	25	6
Net Rushing	439	43
Net Passing	73	96
Plays-Total Offense	78-512	55-139

#### Top Performers

- Rushing:** A. Bailey (19 att., 161 yds, 4 TD)
- Passing:** A. Bailey (4-12-1, 61 yds)
- Receiving:** C. Brown (2 catches, 25 yds)
- Tackles:** A. Reth (9 total, 1 sck)

#UNIFIGHT

COACHING STAFF

PLAYER PROFILES

OPPONENTS

2015 REVIEW

RECORDS



## 2015 GAME RECAPS

### GAME 11

Nov. 21 | Southern Illinois  
Attendance: 9,915



Southern Illinois	28
<b>UNI</b>	<b>49</b>

Score by Quarter	1st	2nd	3rd	4th	Total
SIU	0	14	14	0	28
UNI	14	14	14	7	49

#### Scoring Summary:

- 1st 05:39 UNI - Smith, 51-yd rush  
02:43 UNI - Malloy, 49-yard rec.  
2nd 07:57 SIU - Reed, 8-yd rec.  
04:48 UNI - Bailey, 4-yd rush  
01:59 UNI - Dorleant, 90-yd PR  
00:25 SIU - Isom, 4-yd rec.  
3rd 13:55 SIU - Isom, 61-yd rush  
09:56 UNI - Fountain, 21-yd rec.  
09:39 SIU - Isom, 72-yd rush  
03:43 UNI - Bailey, 25-yd rush  
4th 06:32 UNI - Bailey, 2-yd rush

Stats	SIU	UNI
First Downs	18	25
Net Rushing	204	313
Net Passing	264	181
Plays-Total Offense	71-468	72-494

#### Top Performers

- Rushing:** T. Smith (23 att., 166 yds, 1 TD)  
**Passing:** A. Bailey (14-20-0, 181 yds, 2 TD)  
**Receiving:** M. Malloy (2 rec., 69 yds, 1 TD)  
**Tackles:** B. McMakin (9 total, 1 TFL)

### GAME 14

Dec. 12 | at #2 NDSU  
Attendance: 18,954



UNI	13
<b>NDSU</b>	<b>23</b>

Score by Quarter	1st	2nd	3rd	4th	Total
UNI	7	3	0	3	13
NDSU	7	0	7	9	23

#### Scoring Summary:

- 1st 10:09 UNI - B. Smith, 27-yd rec.  
03:40 NDSU - Morlock, 1-yd rush  
2nd 07:52 UNI - Schmadeke, 32-yd FG  
3rd 14:45 NDSU - Anderson, 97-yd KR  
4th 06:40 NDSU - Frazier, 4-yd rush  
04:17 UNI - Schmadeke, 23-yd FG  
02:57 NDSU - Schaetz, safety

Stats	UNI	NDSU
First Downs	11	15
Net Rushing	120	153
Net Passing	101	116
Plays-Total Offense	54-221	58-269

#### Top Performers

- Rushing:** T. Smith (16 att., 58 yds)  
**Passing:** A. Bailey (10-16-0, 101 yds, 1 TD)  
**Receiving:** D. Fountain (2 rec., 38 yds)  
**Tackles:** B. McMakin (12 total)

### GAME 12

Nov. 28 | #24 Eastern Illinois  
Attendance: 7,062



Eastern Illinois	17
<b>UNI</b>	<b>53</b>

Score by Quarter	1st	2nd	3rd	4th	Total
EIU	7	0	10	0	17
UNI	0	23	20	10	53

#### Scoring Summary:

- 1st 06:44 EIU - Church, 1-yd rush  
2nd 13:37 UNI - Schmadeke, 37-yd FG  
07:22 UNI - Fountain, 32-yd rec.  
02:32 UNI - Schmadeke, 22-yd FG  
01:48 UNI - Smith, 2-yd rush  
00:01 UNI - Schmadeke, 30-yd FG  
3rd 13:11 EIU - Bruno, 37-yd FG  
12:28 UNI - Brown, 52-yd rec.  
10:44 EIU - Bounds, 2-yd rec.  
09:00 UNI - Fountain, 41-yd rec.  
01:43 UNI - Huggins, 24-yd rush  
4th 06:38 UNI - Schmadeke, 21-yd FG  
04:07 UNI - Buchanan, 70-yd int.

Stats	EIU	UNI
First Downs	16	23
Net Rushing	76	323
Net Passing	293	162
Plays-Total Offense	80-369	69-485

#### Top Performers

- Rushing:** T. Smith (24 att., 147 yds, 1 TD)  
**Passing:** A. Bailey (7-11-0, 162 yds, 3 TD)  
**Receiving:** C. Brown (2 rec., 78 yds, 1 TD)  
**Tackles:** M. Dorleant (6 total, 2.0 TFL, 1 int)



### GAME 13

Dec. 5 | at #5 Portland St.  
Attendance: 8,022



<b>UNI</b>	<b>29</b>
Portland State	17

Score by Quarter	1st	2nd	3rd	4th	Total
UNI	7	9	0	13	29
PSU	0	3	7	7	17

#### Scoring Summary:

- 1st 05:47 UNI - Smith, 3-yd rush  
2nd 13:18 PSU - Gonzales, 32-yd FG  
02:38 UNI - Bailey, 61-yd rush  
00:00 UNI - Schmadeke, 44-yd FG  
3rd 08:22 PSU - Loftin, 16-yd rec.  
4th 14:33 UNI - Bailey, 69-yd rush  
12:11 PSU - Jones, 9-yd rush  
08:02 UNI - Smith, 59-yd rush


Stats	UNI	PSU
First Downs	20	17
Net Rushing	401	180
Net Passing	31	105
Plays-Total Offense	68-432	73-285

#### Top Performers

- Rushing:** T. Smith (21 att., 207 yds, 2 TD)  
**Passing:** A. Bailey (7-14-0, 31 yds)  
**Receiving:** L. Cunningham (1 catch, 8 yds)  
**Tackles:** J. Farley (12 total, 1 int.)

# RECORD BOOK

---





## INDIVIDUAL GAME RECORDS

### RUSHING

Attempts: 47, Steve Harris (1984)  
vs. Northwest Missouri State

Yards Gained: 382, Kelly Ellis (1979)  
vs. Western Illinois

TDs: 4 (x9)  
First - Art Landau vs. Morningside  
(1953)  
**Last - Aaron Bailey at Missouri St.  
(2015)**

Longest TD Run: 98 yds, Arnold Paulsen  
vs. Augustana, 1951

Longest Rush From Scrimmage: 98 yds  
Arnold Paulsen vs. Augustana, 1951

### PASSING

Attempts: 69, Ryan Helming (1999)  
at Western Illinois

Consecutive Games w/ TD Pass: 20  
Ryan Helming (1998-2000)

Longest TD Pass: 99, Jay Johnson  
at Oklahoma State, 1990

TDs Thrown: 6, Mike Smith (1986)  
vs. McNeese State

Passes Intercepted: 6 (x2)  
First - Al Wichtendahl vs. Augustana  
(1970)  
Last - Ryan Helming at Western Illinois  
(1999)

Yards Gained: 541, Ryan Helming (1999)  
at Western Illinois

### TOTAL OFFENSE

Attempts: 72, Ryan Helming (1999)  
at Western Illinois

Yards Gained: 548, Ryan Helming (1999)  
at Western Illinois

### RECEPTIONS

Catches: 16, Eddie Galles (2003)  
vs. Southern Illinois

Consecutive Games w/ Catch: 44  
Eddie Berlin (1997-2000)

Yds Gained: 286, Mike Furrey (1999)  
at Western Illinois

Longest Reception: 99, Kenny Shedd  
at Oklahoma State, 1990

TDs: 4 (x2)  
First - Dick Beetsch vs. South Dakota  
(1954)  
Last - Dedric Ward vs. Western Illinois  
(1995)

### SCORING

TDs: 4 (x14)  
First - Randy Schultz vs. South Dakota  
(1965)  
**Last - Aaron Bailey at Missouri State  
(2015)**

PATs: 11, Doug Jackson (1988)  
vs. Wayne State

Consecutive PATs Scored: 114  
Tyler Sievertsen (2011-13)

Points: 24 (x14)  
First - Randy Schultz vs. South Dakota  
(1965)  
**Last - Aaron Bailey vs. Missouri State  
(2015)**

Consecutive Games Scoring: 36  
Brian Wingert (2003-06)

Pts Scored By A Kicker: 20 (2014)  
Michael Schmadeke vs. Tennessee Tech

### FIELD GOALS

Longest FG Made: 59 yards (2002)  
MacKenzie Hoambrecker vs.  
SW Missouri State

FG Attempts: 6, MacKenzie Hoambrecker  
vs. Cal Poly (2002)

FGs Made: 5 (x3)  
First - Brian Mitchell vs. Idaho  
(1991)  
Last - Michael Schmadeke vs. Tenn. Tech  
(2014)



Aaron Bailey (15) scored four rushing touchdowns against Missouri State in 2015, tying the school record for rushing TDs and total TDs in a game.

### PUNTING

Punting Avg: **52.4, Sam Kuhter  
vs. South Dakota (2015)**

Most Punts: 13 (x2)  
First - Clay Netusil vs. Youngstown State  
(1984)  
Last - Logan Bieghler vs. Hawai'i  
(2014)

Longest Punt: 78 yards (1972)  
Mike Butler vs. Augustana

### RETURNS

Interceptions: 3 (x9)  
First - Nelson Converse vs. Morningside  
(1972)  
Last - Tyree Talton vs. Iowa  
(1995)

Interception Return Yds: 116 (2013)  
Ray Mitchell vs. Western Illinois

Longest Int. Return: 100 yds (x2)  
First - Moses Aimable vs. Western Illinois  
(1985)  
Last - Ryan Doak vs. Indiana State  
(2000)



# INDIVIDUAL GAME RECORDS

Kickoff Return Yds:	197 (1996)
	Tyree Talton vs. Iowa State
Longest Kickoff Return:	100 (x2)
	First - Ben McCabe vs. Coe (1939)
	Last - Craig Nordlie vs. Drake (1981)
Punt Return Yds:	131 (1988)
	Milo Popovic vs. Wayne State
Longest Punt Return:	93 yds (1984)
	Joe Fuller vs. Wisconsin-Whitewater
Blocked Kicks:	2 (x3)
	First - Carlos Dallis vs. Southern Illinois (2000)
	Last - Everette Pedescleaux vs. Delaware (2007)

## SINGLE GAME DEFENSIVE (SINCE 1981)

### TOTAL TACKLES

- 25, Joe Anderson vs. Idaho, 1981
- 23, Marcus Easter vs. Iowa State, 1996
- 23, Matt Pedersen vs. Youngstown State, 1999
- 22, Adam Vogt vs. Youngstown State, 2000
- 22, L.J. Fort vs. Illinois State, 2011
- 21, John Root vs. North Dakota State, 1982
- 20, Mark Farley vs. Illinois State, 1986
- 20, Jarvis Phillips vs. Western Kentucky, 2002
- 20, Jamar Thompson vs. Richmond, 2008
- 19, Scott Durlinger vs. Eastern Illinois, 1994
- 19, Matt Pedersen vs. Youngstown State, 1998
- 19, Adam Vogt vs. Ball State, 2001
- 19, De'Veon Harris vs. Youngstown State, 2007



Ray Mitchell (11) set a UNI record for interception return yards in a game, notching 116 against Western Illinois in 2013.

### SOLO TACKLES

- 16, Matt Pedersen vs. Western Illinois, 1999
- 15, William Freeney vs. Morgan State, 1991
- 14, Chris Stimmel vs. Ball State, 2001
- 14, Peter Burns vs. Eastern Illinois, 1992
- 14, James Jones vs. Iowa State, 1990
- 14, Chris Klieman vs. Missouri State, 1998
- 14, Troy Long vs. Nevada, 1982
- 13, Luke Smith vs. Cal Poly, 2000
- 13, Matt Pedersen vs. Illinois State, 1998
- 12, Brett Koebecke vs. Missouri State, 2005
- 12, Marcus Easter vs. Iowa State, 1996
- 12, Mark Heins vs. Eastern Illinois, 1989
- 12, Steve Peitler vs. Northern Arizona, 1988
- 12, De'Veon Harris vs. Youngstown State, 2007

### TACKLES FOR LOSS

- 5.5, John Hermann vs. Northern Arizona, 2005
- 5.0, Karter Schult at Illinois State, 2015**
- 4.5, Karter Schult at South Dakota State, 2015**
- 4.5, Ben Boothby vs. North Dakota State, 2010
- 4.0, Isaac Ales vs. Missouri State, 2014
- 4.0, Kevin Strensrud vs. Illinois State, 2003
- 4.0, Casey Tierney vs. Iowa State, 2003
- 4.0, Carlos Dallis vs. Youngstown State, 2001
- 4.0, Erik Nelson vs. Indiana State, 1997
- 3.5, Brett McMakin at North Dakota St., 2015

### SACKS

- 4, Ben Boothby vs. North Dakota State, 2010
- 4, John Hermann vs. Northern Arizona, 2005
- 4, Matt Pedersen vs. Indiana State, 1997
- 3, Isaac Ales at Illinois State, 2015
- 3, Karter Schult at South Dakota State, 2015**
- 3, Brett McMakin vs. South Dakota, 2014
- 3, Matt Michell vs. Cal Poly, 2001
- 3, Matt Mitchell vs. Wayne State, 2001
- 3, Kevin Hammond vs. Eastern Wash., 1994
- 3, Andre Allen vs. Idaho, 1994
- 3, Andre Allen vs. Iowa State, 1992
- 3, William Freeney vs. Iowa State, 1992
- 3, William Freeney vs. Illinois State, 1990
- 3, William Freeney vs. Oklahoma State, 1990
- 3, Bryce Paup vs. Western Illinois, 1987
- 3, Ed Grimes vs. Eastern Illinois, 1984
- 3, Joe O'Brien vs. Eastern Illinois, 1984
- 3, Terry Szopinski vs. Drake, 1983
- 3, Mark Salz vs. Northern Michigan, 1982
- 3, Mark Wilson vs. North Dakota State, 1982

### PASSES DEFENDED

- 5, Willie Beamon vs. Southern Illinois, 1989

- 5, Charles Jenkins vs. Drake, 1984
- 5, Mark Holmes vs. Central Missouri, 1983
- 5, Joe Fuller vs. Western Illinois, 1983
- 4, Tanner Varner vs. Iowa, 2005
- 4, Justin Sandy vs. Missouri State, 2002
- 4, Willie Beamon vs. Indiana State, 1992
- 4, Willie Beamon vs. Oklahoma State, 1990
- 4, Kevin Anderson vs. Southern Illinois, 1987
- 4, Dave McCorvey vs. Western Illinois, 1987
- 4, Tom Jones vs. Northern Michigan, 1982
- 4, Franchot Yancey vs. Western Illinois, 1982

### FORCED FUMBLES

- 4, Joe O'Brien vs. Wisconsin-La Crosse, 1983
- 3, Bryce Paup vs. Western Illinois, 1987
- 2, Deiondre' Hall at Iowa State, 2015
- 2, Brett McMakin vs. North Dakota St., 2015
- 2, Brett McMakin vs. South Dakota St., 2015
- 2, Jake Farley vs. Illinois State, 2014
- 2, Ryan Arnold vs. Delaware, 2003
- 2, Justin Sandy vs. Montana State, 2003
- 2, Matt Mitchell vs. Stephen F. Austin, 2003
- 2, Benny Sapp vs. Youngstown State, 2002
- 2, Jarvis Phillips vs. Western Kentucky, 2002
- 2, Jason Boehlke vs. Ball State, 2001
- 2, Mack Mitchell vs. Cal Poly, 1999
- 2, Ryan Doak vs. Illinois State, 1998
- 2, Terrance Malone vs. Illinois State, 1998
- 2, Jack Mitchell vs. Indiana State, 1998
- 2, Andre Allen vs. Texas State, 1993
- 2, Andre Allen vs. Moorhead State, 1993
- 2, Simon Nelson vs. Morgan State, 1991
- 2, William Freeney vs. Northern Arizona, 1990
- 2, Todd Eagen vs. Eastern Illinois, 1990
- 2, Joe Anderson vs. Youngstown State, 1981



Ben Boothby (43) set a school record for quarterback sacks in a game against North Dakota State in 2010, recording four.

#UNIFIGHT

COACHING STAFF

PLAYER PROFILES

OPPONENTS

2015 REVIEW

RECORDS



## INDIVIDUAL SEASON RECORDS

### RUSHING

#### RUSHING YARDS

- 1553 - David Johnson (287-1553), 2014
- 1513 - Corey Lewis (258-1513), 2007
- 1383 - Adam Bengé (241-1383), 2001
- 1334 - Aaron Bailey (257-1334), 2015**
- 1314 - Corey Lewis (260-1314), 2008
- 1291 - Tirrell Rennie (232-1291), 2010  
1291 - David Johnson (222-1291), 2013
- 1261 - Terrance Freenev (304-1261), 2003
- 1223 - Carl Boyd (253-1223), 1987
- 1191 - Jeff Stoval (266-1191), 1993

#### RUSHING ATTEMPTS

- 304 - Terrance Freenev (304-1261), 2003
- 287 - David Johnson (287-1553), 2014
- 275 - Steve Harris (275-1131), 1984
- 271 - Adam Bengé (271-1133), 2002
- 266 - Jeff Stoval (266-1191), 1993
- 260 - Corey Lewis (260-1314), 2008
- 258 - Jeff Stoval (258-1513), 1996  
258 - Corey Lewis (258-1513), 2007
- 257 - Aaron Bailey (257-1334), 2015**
- 253 - Carl Boyd (253-1223), 1987

#### RUSHING TDs

- 19 - Aaron Bailey, 2015**
- 17 - David Horne, 2005  
17 - David Johnson, 2014
- 16 - Terrance Freenev, 2003  
16 - Corey Lewis, 2007  
16 - Adam Bengé, 2001  
16 - Jeff Stoval, 1993
- 15 - Jeff Stoval, 1996  
15 - Tirrell Rennie, 2010
- 14 - Carl Boyd, 1985  
14 - Terry Allen, 1976



Aaron Bailey (15) set a new UNI record for rushing TDs in a season, also breaking the school and MVFC record for rushing TDs by a quarterback in a single-season.

#### AVERAGE YARDS/RUSH (MIN. 20 ATTEMPTS)

- 8.64 - Wes Anderson (56-484), 1988
- 7.76 - Loren Buser (21-163), 1963
- 7.36 - Jim Lizzi (25-184), 2003
- 7.35 - Dean Hartman (23-169), 1959
- 7.13 - Max Huffman (68-485), 1957
- 7.00 - Jason Breeland (24-168), 2005
- 6.91 - Glen Borland (23-159), 1957
- 6.77 - Matt Strathman (39-264), 2009
- 6.67 - Corey Lewis (134-894), 2006
- 6.45 - Dave Hodam (33-213), 1969

#### RUSHING YARDS/GAME (MIN. 5 GAMES)

- 117.4 - David Johnson (11 games), 2013
- 116.4 - Corey Lewis (13 games), 2007
- 115.4 - Dan Boals (9 games), 1962
- 111.4 - Dan Boals (9 games), 1961
- 110.9 - David Johnson (14 games), 2014
- 107.6 - Tirrell Rennie (12 games), 2010
- 105.1 - Terrance Freenev (12 games), 2003
- 103.0 - Adam Bengé (11 games), 2002
- 102.8 - Steve Harris (11 games), 1984
- 101.3 - Pat Batten (10 games), 1974

### PASSING

#### PASS ATTEMPTS

- 403 - Ryan Helming (253-403-14), 1999
- 386 - Mike Smith (228-386-15), 1987
- 380 - Ryan Helming (219-380-9), 2000
- 367 - Steven Sandon (219-367-26), 1981
- 360 - Steven Beard (197-350-12), 1996
- 349 - Shane Fortney (180-349-12), 1997
- 336 - Jay Johnson (175-336-14), 1992
- 334 - Steve Sandon (186-334-19), 1980
- 325 - Brett O'Donnell (177-325-12), 1994
- 320 - Jay Johnson (163-320-13), 1990

#### PASS COMPLETIONS

- 253 - Ryan Helming (253-403-14), 1999
- 237 - Eric Sanders (237-315-6), 2007
- 228 - Mike Smith (228-386-15), 1987
- 219 - Ryan Helming (219-380-9), 2000  
219 - Steve Sandon (219-367-26), 1981
- 213 - Eric Sanders (213-312-5), 2005
- 197 - Steven Beard (197-360-12), 1996
- 190 - Mike Smith (190-303-6), 1998  
190 - Ryan Helming (190-310-6), 1998
- 186 - Steve Sandon (186-334-19), 1980

#### PASSING YARDS

- 3469 - Ryan Helming (253-403-14), 1999
- 3433 - Ryan Beard (197-360-12), 1996

- 3145 - Ryan Helming (219-380-9), 2000
- 3125 - Mike Smith (190-303-16), 1986
- 2937 - Jay Johnson (175-336-14), 1992
- 2929 - Eric Sanders (213-312-5), 2005  
2929 - Jay Johnson (163-320-13), 1990
- 2859 - Mike Smith (228-386-15), 1987
- 2842 - Eric Sanders (237-315-6), 2007
- 2761 - Steve Sandon (186-334-19), 1980

#### PASSING TDs

- 31 - Ryan Helming, 1999
- 30 - Ryan Helming, 2000
- 27 - Mike Smith, 1986
- 26 - Steven Beard, 1996
- 24 - Steve Sandon, 1981
- 23 - Chris Berg, 1995  
23 - Jay Johnson, 1992  
23 - Eric Sanders, 2005  
23 - Mike Smith, 1987
- 22 - Steve Sandon, 1980

#### PASSES HAD INTERCEPTED

- 26 - Steve Sandon (219-367-26), 1981
- 23 - Bill Raun (128-290-23), 1969
- 19 - Steve Sandon (186-334-19), 1980
- 18 - Terry Allen (79-211-18), 1978
- 17 - Al Wichtendahl (33-111-17), 1970
- 16 - Mike Smith (190-303-16), 1986
- 15 - Larry Miller (145-287-15), 1983  
15 - Ken Macklin (139-255-15), 1989  
15 - Mike Smith (228-386-15), 1987
- 14 - Kurt Warner (173-296-14), 1993  
14 - Bill Salmon (50-140-14), 1973  
14 - Ryan Helming (253-403-14), 1999  
14 - Jay Johnson (175-336-14), 1992

#### PASS COMPLETION % (MIN. 20 ATTEMPTS)

- 80.3 - Dana Deines (53-66-4), 1977
- 75.2 - Eric Sanders (237-315-6), 2007
- 71.4 - Brian Anderson (25-35-0), 1999
- 68.3 - Eric Sanders (213-312-5), 2005
- 67.9 - Eric Sanders (169-249-7), 2006
- 65.6 - Dexter Hill (42-64-3), 2005
- 64.8 - Rich Oliphant (59-91-5), 1964
- 63.6 - Dave Chambers (14-22-4), 1980
- 63.3 - Eric Sanders (95-150-5), 2004
- 62.9 - Sawyer Kollmorgen (156-248-5), 2013

#### PASS EFFICIENCY (MIN. 20 ATTEMPTS)

- 170.4 - Steven Beard (20-34-1), 1995
- 169.4 - Chris Berg (146-258-8), 1995
- 168.2 - Eric Sanders (213-312-5), 2005
- 168.2 - Mike Smith (190-303-16), 1986
- 165.0 - Eric Sanders (237-315-6), 2007



## INDIVIDUAL SEASON RECORDS

- 162.9 - Eric Sanders (95-150-5), 2004
- 158.0 - Rich Oliphant (59-91-5), 1964
- 156.7 - Pat Grace (155-253-8), 2009
- 153.5 - Ryan Helming (253-403-14), 1999
- 152.7 - Jason Jones (23-38-1), 1997

### AVERAGE YARDS/PASS (MIN. 20 ATTEMPTS)

- 11.7 - Steven Beard (20-34-1), 1995
- 10.9 - Kurt Warner (15-25-1), 1991
- 10.7 - Chris Berg (146-258-8), 1995
- 10.3 - Mike Smith (190-303-16), 1986
- 9.8 - Rich Oliphant (59-91-5), 1964
- 9.5 - Steven Beard (197-360-12), 1996
- 9.4 - Bill Salmon (80-180-9), 1974
- 9.4 - Mike Smith (39-77-5), 1984
- 9.4 - Eric Sanders (213-312-5), 2005
- 9.3 - Brett O'Donnell (18-35-1), 1993

### AVG YDS/COMPLETION (MIN. 20 ATTEMPTS)

- 21.2 - Bill Salmon (80-180-9), 1974
- 19.9 - Steven Beard (20-34-1), 1995
- 19.4 - Terry Allen (50-115-7), 1977
- 19.3 - Bill Salmon (50-140-14), 1973
- 18.8 - Chris Berg (146-258-8), 1995
- 18.6 - Mike Smith (39-77-5), 1984
- 18.2 - Jerry Morgan (15-41-6), 1959
- 18.2 - Kurt Warner (15-25-1), 1991
- 18.1 - Brett O'Donnell (18-35-1), 1993
- 18.0 - Jay Johnson (163-320-13), 1990

### PASSING YARDS/GAME (MIN. 5 GAMES)

- 315.4 - Ryan Helming (11 games), 1999
- 285.9 - Ryan Helming (11 games), 2000
- 284.1 - Mike Smith (11 games), 1986
- 251.0 - Steve Sandon (11 games), 1980
- 245.5 - Steve Sandon (11 games), 1981
- 245.2 - Steven Beard (14 games), 1996
- 244.1 - Jay Johnson (12 games), 1990
- 232.5 - Shane Fortney (11 games), 1997
- 229.2 - Chris Berg (12 games), 1995
- 228.9 - Kurt Warner (12 games), 1993

## RECEIVING

### RECEPTION YARDS

- 1556 - Detric Ward (70-1556), 1996
- 1291 - Mike Furrey (82-1291), 1997
- 1283 - Detric Ward (50-1283), 1995
- 1195 - Eddie Berlin (74-1195), 2000
- 1179 - Mike Furrey (74-1179), 1999
- 1161 - Ken Harvey (78-1161), 1981
- 1116 - Alonzo Clayton (56-1116), 1996
- 1083 - Detric Ward (60-1083), 1994
- 1074 - Mike Furrey (86-1074), 1998

- 993 - Marlus Mays (54-992), 2002

### RECEPTIONS

- 86 - Mike Furrey (86-1074), 1998
- 82 - Mike Furrey (82-1291), 1997
- 78 - Ken Harvey (78-1161), 1981
- 74 - Eddie Berlin (74-1195), 2000
- 74 - Mike Furrey (74-1179), 1999
- 71 - Wes Anderson (71-791), 1987
- 70 - Detric Ward (70-1556), 1996
- 70 - Johnny Gray (70-910), 2007
- 65 - Eddie Berlin (65-962), 1998
- 64 - Eddie Berlin (64-938), 1999

### RECEIVING TDs

- 17 - Detric Ward, 1996
- 16 - Eddie Berlin, 2000
- 15 - Detric Ward, 1995
- 15 - Ken Harvey, 1981
- 11 - Dave Schooley, 1975
- 11 - Kenny Shedd, 1992
- 10 - Mike Furrey, 1998
- 10 - Brian Baker, 1986
- 10 - Mike Furrey, 1999
- 9 - Detric Ward, 1993
- 9 - Detric Ward, 1994
- 9 - Dave Schooley, 1974
- 9 - Milo Popovic, 1989
- 9 - Tim Mosley, 1993
- 9 - Jake Soliday, 2000

### AVERAGE YARDS/CATCH (MIN. 5 RECEPTIONS)

- 40.20 - Kenny Shedd (5-201), 1989
- 33.72 - Kenny Shedd (29-978), 1992
- 28.00 - Brad Gehrke (12-336), 1990
- 28.00 - Richard Wellbrock (7-196), 1990
- 27.58 - Kenny Shedd (24-662), 1991
- 27.33 - Terry Fox (9-246), 1965
- 26.82 - Joe Manigault (11-295), 1977
- 26.80 - Terrell Sinkfield (5-134), 2010
- 26.40 - Larry Roberts (5-132), 1957
- 26.36 - Scott Owens (14-369), 1985

### RECEPTIONS/GAME (MIN. 5 GAMES)

- 7.82 - Mike Furrey (11 games), 1998
- 7.45 - Mike Furrey (11 games), 1997
- 7.09 - Ken Harvey (11 games), 1981
- 6.73 - Eddie Berlin (11 games), 2000
- 6.73 - Mike Furrey (11 games), 1999
- 5.91 - Eddie Berlin (11 games), 1998
- 5.82 - Eddie Berlin (11 games), 1999
- 5.64 - Jake Soliday (11 games), 2000

- 5.38 - Johnny Gray (13 games), 2007
- 5.10 - Ken Harvey (10 games), 1980

## TOTAL OFFENSE

### TOTAL OFFENSE YARDS

- 3469 - Ryan Helming (449-3469), 1999
- 3403 - Steven Beard (409-3403), 1996
- 3258 - Ryan Helming (429-3258), 2000
- 3114 - Mike Smith (372-3114), 1986
- 3008 - Eric Sanders (400-3008), 2005
- 2990 - Aaron Bailey (477-2990), 2015**
- 2948 - Eric Sanders (401-2948), 2007
- 2834 - Tirrell Rennie (401-2834), 2010
- 2782 - Jay Johnson (406-2782), 1992
- 2755 - Mike Smith (465-2755), 1987

### TDs RESPONSIBLE FOR

- 34 - Ryan Helming, 1999
- 32 - Aaron Bailey, 2015**
- 31 - Mike Smith, 1986
- 30 - Ryan Helming, 2000
- 28 - Mike Smith, 1987
- 28 - Pat Grace, 2009
- 28 - Bill Salmon, 1975
- 28 - Steven Beard, 1996
- 27 - Jay Johnson, 1992
- 26 - Steve Sandon, 1981

### TOTAL OFFENSE/GAME (MIN. 5 GAMES)

- 315.4 - Ryan Helming (11 games), 1999
- 296.2 - Ryan Helming (11 games), 2000
- 283.1 - Mike Smith (11 games), 1986
- 243.1 - Steven Beard (14 games), 1996
- 241.4 - Shane Fortney (11 games), 1997
- 240.0 - Steve Sandon (11 games), 1980
- 236.2 - Tirrell Rennie (12 games), 2010
- 234.6 - Steve Sandon (11 games), 1981
- 234.3 - Pat Grace (11 games), 2009
- 231.4 - Eric Sanders (13 games), 2005

### TOTAL OFFENSE/PLAY (MIN. 50 PLAYS)

- 9.81 - Rich Oliphant (91-893), 1964
- 8.64 - Wes Anderson (56-484), 1988
- 8.37 - Mike Smith (372-3114), 1986
- 8.32 - Steven Beard (409-3403), 1996
- 7.73 - Ryan Helming (449-3469), 1999
- 7.68 - Chris Berg (328-2520), 1995
- 7.59 - Ryan Helming (429-3258), 2000
- 7.53 - Griff Jurgens (130-979), 2001
- 7.52 - Eric Sanders (400-3008), 2005
- 7.45 - Pat Grace (346-2577), 2009

#UNIFIGHT

COACHING STAFF

PLAYER PROFILES

OPPONENTS

2015 REVIEW

RECORDS



## INDIVIDUAL SEASON RECORDS

### ALL-PURPOSE

#### ALL-PURPOSE YARDS

- 2527 - David Johnson, 2014
- 2178 - Corey Lewis, 2007
- 2037 - Carl Boyd, 1987
- 2015 - Adam Benge, 2001
- 1875 - Kenny Shedd, 1992
- 1810 - Carlos Anderson, 2010
- 1776 - Dedric Ward, 1996
- 1684 - David Johnson, 2013
- 1672 - Milo Popovic, 1989
- 1613 - Wes Anderson, 1988

#### ALL-PURPOSE YARDS/GAME (MIN. 5 GAMES)

- 180.5 - David Johnson (14 games), 2014
- 167.5 - Corey Lewis (13 games), 2007
- 156.7 - Carl Boyd (13 games), 1987
- 153.1 - David Johnson (11 games), 2013
- 152.0 - Milo Popovic (11 games), 1989
- 150.8 - Carlos Anderson (12 games), 2010
- 146.6 - Wes Anderson (11 games), 1988
- 146.2 - Carl Boyd (11 games), 1986
- 143.9 - Adam Benge (14 games), 2001
- 143.5 - Mike Furrey (11 games), 1999

### SCORING

#### TOTAL POINTS SCORED

- 132 - Michael Schmadeke (51 PAT, 27 FG), 2014
- 120 - David Johnson (20 TD), 2014
- 114 - Aaron Bailey (19 TD), 2015**
- 114 - David Horne (19 TD), 2005
- 113 - Brian Mitchell (47 PAT, 22 FG), 1991
- 112 - Brian Mitchell (31 PAT, 27 FG), 1990
- 108 - David Johnson (18 TD), 2012
- 108 - Carl Boyd (18 TD), 1987
- 108 - Billy Hallgren (51 PAT, 19 FG), 2008
- 102 - Jeff Stovall (17 TD), 1993
- 102 - Dedric Ward (17 TD), 1996

#### TDs SCORED

- 20 - David Johnson (17 rush, 2 rcv, 1 ret), 2014
- 19 - Aaron Bailey (19 rush), 2015**
- 19 - David Horne (17 rush, 2 rcv), 2005
- 18 - David Johnson (13 rush, 5 rcv), 2012
- 18 - Carl Boyd (12 rush, 6 rcv), 1987
- 17 - Jeff Stovall (16 rush, 1 rcv), 1993
- 17 - Dedric Ward (17 rcv), 1996
- 16 - Eddie Berlin (16 rcv), 2000
- 16 - Terrance Freeney (16 rush), 2003
- 16 - Corey Lewis (16 rush), 2007
- 16 - Adam Benge (16 rush), 2001

### KICKING

#### PAT KICKS MADE

- 51 - Michael Schmadeke (51-53), 2014
- 51 - Brian Wingert (51-53), 2005
- 51 - Billy Hallgren (51-53), 2008
- 50 - Matt Waller (50-50), 1996
- 47 - Brian Mitchell (47-47), 1991
- 47 - Michael Schmadeke (47-50), 2015
- 46 - Brian Stegall (46-52), 1999
- 45 - Billy Hallgren (45-45), 2007
- 44 - MacKenzie Hoambrecker (44-49), 2000
- 43 - Billy Hallgren (43-43), 2009
- 43 - Scott Obermeier (43-43), 1992

#### PAT KICKS ATTEMPTED

- 53 - Michael Schmadeke (51-53), 2014
- 53 - Brian Wingert (51-53), 2005
- 53 - Billy Hallgren (51-53), 2008
- 52 - Brian Stegall (46-52), 1999
- 50 - Michael Schmadeke (47-50), 2015
- 50 - Matt Waller (50-50), 1996
- 49 - MacKenzie Hoambrecker (44-49), 2000
- 47 - Brian Mitchell (47-47), 1991
- 45 - Billy Hallgren (45-45), 2007
- 43 - Billy Hallgren (43-43), 1992
- 43 - MacKenzie Hoambrecker (41-43), 2001

#### PAT KICK % (MIN. 5 ATTEMPTS)

- 100.0 - Brian Mitchell (30-30), 1989
- 100.0 - Scott Obermeier (43-43), 1992
- 100.0 - Billy Hallgren (43-43), 2009
- 100.0 - Billy Hallgren (45-45), 2007
- 100.0 - Brian Mitchell (47-47), 1991
- 100.0 - Tyler Sievertsen (41-41), 2012
- 100.0 - Matt Waller (50-50), 1996
- 100.0 - Brian Mitchell (31-31), 1990
- 100.0 - Tyler Sievertsen (39-39), 2011
- 100.0 - Billy Hallgren (33-33), 2010



Michael Schmadeke (40) broke the school record for total points in a season and also tied the UNI record for PATs made and FGs made in a season in 2014.

### FIELD GOALS MADE

- 27 - Brian Mitchell (27-28), 1990
- 27 - Michael Schmadeke (27-29), 2014
- 25 - MacKenzie Hoambrecker (25-28), 2002
- 22 - Brian Mitchell (22-28), 1991
- 21 - Tyler Sievertsen (21-27), 2013
- 19 - Billy Hallgren (19-28), 2008
- 18 - Tyler Sievertsen (18-20), 2011
- 18 - Scott Obermeier (18-23), 1992
- 18 - MacKenzie Hoambrecker (18-25), 2001
- 17 - Brian Wingert (17-23), 2006
- 17 - Matt Waller (17-24), 1996
- 17 - Billy Hallgren (17-25), 2007
- 17 - Matt Waller (17-27), 1994
- 17 - Mike Molstead (17-30), 1984

### FIELD GOALS ATTEMPTED

- 30 - Mike Molstead (17-30), 1984
- 29 - Michael Schmadeke (27-29), 2014
- 28 - Billy Hallgren (19-28), 2008
- 28 - Brian Mitchell (22-28), 1991
- 28 - MacKenzie Hoambrecker (25-28), 2002
- 28 - Brian Mitchell (27-28), 1990
- 27 - Tyler Sievertsen (21-27), 2013
- 27 - Matt Waller (17-27), 1994
- 25 - MacKenzie Hoambrecker (18-25), 2001
- 25 - Billy Hallgren (15-25), 2010
- 25 - Billy Hallgren (17-25), 2007

### FIELD GOAL % (MIN. 5 ATTEMPTS)

- 96.4 - Brian Mitchell (27-28), 1990
- 93.1 - Michael Schmadeke (27-29), 2014
- 90.0 - Tyler Sievertsen (18-20), 2011
- 89.3 - MacKenzie Hoambrecker (25-28), 2002
- 86.7 - Brian Wingert (13-15), 2003
- 80.0 - Brian Stegall (4-5), 2003
- 80.0 - Reed Hunemuller (4-5), 1977
- 78.6 - Brian Mitchell (22-28), 1991
- 78.3 - Scott Obermeier (18-23), 1992
- 77.8 - Brian Wingert (14-18), 2004

### PUNT YARDS

- 3708 - Logan Bieghler (90-3708), 2014
- 3322 - Tim Mosley (78-3322), 1992
- 3203 - Sam Kuhter (75-3203), 2015**
- 3000 - Mike Johnson (79-3000), 1982
- 2810 - Mike Butler (69-2810), 1972
- 2794 - Cork Henke (71-2794), 2003
- 2759 - Mark Whitver (70-2759), 1978
- 2749 - Adam Kos (69-2749), 2005
- 2673 - Dan Rush (67-2673), 1990
- 2615 - Dan Rush (69-2615), 1989



## INDIVIDUAL SEASON RECORDS

#UNIFIGHT

COACHING STAFF

PLAYER PROFILES

OPPONENTS

2015 REVIEW

RECORDS

### PUNT ATTEMPTS

- 90 - Logan Bieghler (90-3708), 2014
- 79 - Mike Johnson (79-3000), 1982
- 78 - Tim Mosley (78-3322), 1992
- 75 - Sam Kuhter (75-3203), 2015**
- 72 - Mike Brooks (72-2556), 1971
- 71 - Corey Henke (71-2794), 2003
- 70 - Mark Whitver (70-2759), 1978
- 69 - Dan Rush (69-2615), 1989
- 69 - Adam Kos (69-2749), 2005
- 69 - Mike Butler (69-2810), 1972

### PUNTS HAD BLOCKED

- 5 - Mark Whitver, 1978
- 2 - Logan Bieghler, 2013
- 2 - Logan Bieghler, 2014
- 2 - Brook Black, 2008
- 1 - Adam Kos, 2005
- 1 - Ted Brown, 1977
- 1 - Mark Whitver, 1976
- 1 - Matt Asman, 2007
- 1 - Adam Kos, 2006
- 1 - Kyle Bernard, 2009
- 1 - Dave Tatman, 1979
- 1 - Kyle Bernard, 2012
- 1 - Sam Kuhter, 2015**
- 1 - Cory Henke, 2004

### AVERAGE YARDS/PUNT (MIN. 5 ATTEMPTS)

- 44.13 - Kyle Bernard (38-1677), 2012
- 43.61 - Derrick Frost (49-2137), 2002
- 43.15 - Shawn Krusey (13-561), 2010
- 43.11 - Mike Johnson (54-2328), 1983
- 43.11 - Clay Netusil (47-2026), 1986
- 42.71 - Sam Kuhter (75-3203), 2015**
- 42.59 - Tim Mosley (78-3322), 1992
- 42.54 - Tim Mosley (35-1484), 2010
- 42.40 - Kyle Bernard (35-1484), 2010
- 42.00 - Logan Bieghler (11-462), 2015

### RETURNS

#### PUNT RETURN YARDS

- 525 - Milo Popovic (38-525), 1989
- 508 - Kenny Shedd (36-508), 1992
- 418 - Ben Sanderson (40-418), 2002
- 355 - Jake Soliday (27-355), 2001
- 346 - Joe Fuller (27-346), 1984
- 344 - Jim Fuller (22-344), 1983
- 310 - Kenny Shedd (30-310), 1991
- 304 - Johnny Gray (18-304), 2007
- 300 - Kenny Shedd (26-300), 1990
- 298 - Makinton Dorleant (21-298), 2015

### PUNT RETURNS

- 40 - Ben Sanderson (40-418), 2002
- 38 - Milo Popovic (38-525), 1989
- 36 - Kenny Shedd (36-508), 1992
- 36 - Justin Surrency (36-198), 2003
- 32 - Ken McNeail (32-146), 1980
- 30 - Kenny Shedd (30-310), 1991
- 30 - Wes Anderson (30-264), 1987
- 29 - Bruce Plnkham (29-152), 1968
- 28 - Scott Owens (28-153), 1984
- 27 - Jake Soliday (27-355), 2001
- 27 - Joe Fuller (27-346), 1984

#### PUNT RETURN TDs

- 4 - Kenny Shedd, 1992
- 2 - Jake Soliday, 2001
- 2 - Milo Popovic, 1989
- 2 - Kenny Shedd, 1991
- 1 - Jim Fuller, 1983
- 1 - Larry Norman, 1972
- 1 - Justin Surrency, 2004
- 1 - Max Huffman, 1957
- 1 - Ken McNeail, 1979
- 1 - Ben Sanderson, 2002
- 1 - Jon Neuwohner, 1979
- 1 - Jason McCleary, 1993
- 1 - Mike Furrey, 1999
- 1 - Tre' Darrius Canaday, 2009
- 1 - Bobby Hahn, 1958
- 1 - Scott Durlinger, 1991
- 1 - Kenny Shedd, 1990
- 1 - Makinton Dorleant, 2015
- 1 - J.J. Swain, 2010
- 1 - Darrin Eilander, 1988
- 1 - Bill Smith, 1967
- 1 - Jerry Roling, 1969
- 1 - Johnny Gray, 2005
- 1 - Nick Maragos, 1975
- 1 - Johnny Gray, 2007
- 1 - Joe Fuller, 1984
- 1 - Derrick Marbles, 1993
- 1 - Charles Brown, 2014**
- 1 - Spencer Cowan, 1983
- 1 - Tom Smith, 1974

#### AVG YARDS/PUNT RETURN (MIN. 5 ATTEMPTS)

- 17.20 - Mike Woodley (10-172), 1972
- 16.89 - Johnny Gray (18-304), 2007
- 16.40 - Max Huffman (5-82), 1957
- 16.22 - Mike Furrey (9-146), 1997
- 15.64 - Jim Fuller (22-344), 1983
- 14.36 - Bruce Montgomery (11-159), 1964
- 14.19 - Makinton Dorleant (21-298), 2015
- 14.11 - Kenny Shedd (36-508), 1992
- 13.82 - Milo Popovic (38-525), 1989
- 13.17 - Varmah Sonie (6-79), 2009

### KICK RETURN YARDS

- 927 - Tyree Talton (27-927), 1996
- 836 - Carlos Anderson (31-836), 2012
- 835 - Wes Anderson (35-835), 1988
- 680 - Carlos Anderson (25-680), 2010
- 661 - Jamie Goodwin (30-661), 2005
- 652 - Kenny Shedd (25-652), 1990
- 613 - Jarred Herring (24-613), 2008
- 606 - David Gunn (24-606), 2000
- 605 - Kevin Anderson (24-605), 1986
- 605 - Tyree Talton (22-605), 1998

#### KICK RETURNS

- 35 - Wes Anderson (35-835), 1988
- 31 - Kelly Ellis (31-505), 1977
- 31 - Carlos Anderson (31-836), 2012
- 30 - Jamie Goodwin (30-661), 2005
- 28 - Milo Popovic (28-604), 1989
- 27 - Tyree Talton (27-927), 1996
- 26 - Craig Nordlie (26-569), 1981
- 25 - Adam Bengel (25-588), 2001
- 25 - Tyree Talton (25-604), 1997
- 25 - Carlos Anderson (25-680), 2010
- 25 - Kenny Shedd (25-652), 1990

#### KICK RETURN TDs

- 2 - Carlos Anderson, 2010
- 1 - Ken McNeail, 1979
- 1 - Ben Sanderson, 2001
- 1 - David Johnson, 2014
- 1 - Wes Anderson, 1988
- 1 - Terrell Allen, 2006
- 1 - Larry Roberts, 1957
- 1 - Mike Shaw, 1976
- 1 - Steve Harris, 1981
- 1 - Jarred Herring, 2009
- 1 - Kevin Anderson, 1986
- 1 - Craig Nordlie, 1981

#### AVG YARDS/KICK RETURN (MIN. 5 ATTEMPTS)

- 36.50 - David Johnson (12-438), 2014
- 34.40 - Dre Dokes (5-172), 2006
- 34.33 - Tyree Talton (27-927), 1996
- 33.22 - Ben Sanderson (9-299), 2001
- 31.88 - Jason McCleary (8-255), 1992
- 31.25 - Bruce Montgomery (8-250), 1963
- 30.88 - Carlos Anderson (8-247), 2009
- 28.64 - James Porter (11-315), 1995
- 28.09 - Anthony Taylor (11-309), 1993
- 27.69 - Bobby Hahn (13-360), 1958



## INDIVIDUAL SEASON RECORDS

### INTERCEPTION RETURN YARDS

- 212 - Ryan Doak (7-212), 2000
- 182 - Tyree Talton (9-182), 1996
- 179 - Ray Mitchell (4-179), 2013
- 158 - Willie Beamon (5-158), 1989
- 131 - Quentin Scott (5-131), 2009
- 130 - Moses Aimable (4-130), 1985
- 127 - Mace Reyerson (3-127), 1960
- 119 - Tim Kilfoy (4-119), 2015
- 118 - Dre Dokes (4-118), 2004
- 116 - Dre Dokes (7-116), 2006

### INTERCEPTION RETURN TDs

- 2 - Henry Saxon, 1985  
2 - Tim Kilfoy, 2014  
2 - Ray Mitchell, 2013  
2 - Deiondre' Hall, 2015  
2 - Willie Beamon, 1989
- 1 - Deiondre' Hall, 2014  
1 - Nick Maragos, 1974  
1 - Jim Thomas, 1974  
1 - Jim Fuller, 1983  
1 - Ray Mitchell, 2014  
1 - Benny Sapp, 2003  
1 - Varmah Sonie, 2011  
1 - Zach Cutkomp, 2012  
1 - Joseph Wallace, 1990  
1 - Ryan Doak, 2000  
1 - Joe Fuller, 1984  
1 - Dre Dokes, 2004  
1 - Phil Minnick, 1964  
1 - Tony Monroe, 1991  
1 - Tim Kilfoy, 2015  
1 - Moses Aimable, 1985  
1 - Mike Filer, 1970  
1 - Chris Klieman, 1989  
1 - Kevin Stensrud, 2004  
1 - Joe Anderson, 1981  
1 - Ken Harris, 2001  
1 - Justin Jansen, 2000  
1 - Willie Beamon, 1990  
1 - Andre Martin, 2010  
1 - Bill Strottman, 1965  
1 - Terrell McMoore, 2008  
1 - Dre Dokes, 2006  
1 - Dick Miller, 1965  
1 - Al Hackney, 1958  
1 - Duane Petersen, 1988  
1 - Jerry Ward, 1972  
1 - Jim Luhring, 1968  
**1 - Ray Buchanan Jr. 2015**  
1 - Craig James, 2008  
1 - Jason McCleary - 1992  
1 - James Idleburgh, 2004  
1 - Roger Freeman, 1957  
**1 - Jamison Whiting, 2015**  
1 - Deiondre' Hall, 2013

### FUMBLE RETURN YARDS

- 41 - Makinton Dorleant (2-41), 2015
- 36 - Brett McMakin (1-36), 2014
- 35 - Araf Evans (1-35), 2007
- 32 - Jamar Thompson (1-32), 2008
- 23 - Tanner Varner (2-23), 2005
- 20 - Jake Farley (1-20), 2013
- 17 - Jalen Barnes (1-17), 2012
- 15 - Tyler Johnson (1-15), 2004
- 14 - De'Veon Harris (1-14), 2008
- 12 - Wilmot Wellington (1-12), 2011

### FUMBLE RETURNS

- 3 - John Williams, 1969  
3 - Dan Goddard, 1969
- 2 - Makinton Dorleant, 2015  
2 - Tanner Varner, 2005  
2 - Larry Green, 1969  
2 - Bob Livingston, 1969  
2 - Doug Walter, 1969
- 1 - Brett McMakin, 2014  
1 - Araf Evans, 2007  
1 - Jamar Thompson, 2008  
1 - Jake Farley, 2013  
1 - Jalen Barnes, 2012  
1 - Tyler Johnson, 2004  
1 - De'Veon Harris, 2008  
1 - Wilmot Wellington, 2011  
**1 - Ray Buchanan Jr., 2014**  
1 - Xavier Williams, 2013  
**1 - Jared Farley, 2014**  
1 - Paul Wolf, 1993  
1 - L.J. Fort, 2011  
1 - Max Busher, 2014  
1 - Billy Hallgren, 2010  
1 - Glen Williams, 1993  
1 - Tim Kilfoy, 2013  
1 - Ronelle McNeil, 2014  
1 - James Conley, 2010  
1 - Mike Filer, 1969  
1 - Quentin Scott, 2009  
1 - Skip Bellock, 1969  
1 - Beau Gibbs, 2004

### FUMBLE RETURN TDs

- 1 - Tate Omlie, 2014  
1 - Phil Wright, 2011  
1 - Jalen Barnes, 2012  
1 - Mark Huygens, 2008  
1 - Jake Farley, 2013  
1 - Jamar Thompson, 2008  
1 - Araf Evans, 2007

### DEFENSE

#### TOTAL TACKLES

- 185 - L.J. Fort (67-118), 2011
- 170 - Joe Anderson (43-127), 1981
- 163 - Peter Burns (101-62), 1992
- 160 - Adam Vogt (93-67), 2001
- 150 - Matt Pedersen (107-43), 1999
- 141 - William Freaney (96-45), 1992  
141 - Reed Hunemuller (45-96), 1978
- 139 - Josh Mahoney (48-91), 2008
- 138 - Ryan Doak (64-74), 2000
- 133 - Matt Pedersen (79-54), 1998

#### UNASSISTED TACKLES

- 107 - Matt Pedersen (107-43), 1999
- 101 - Peter Burns (101-62), 1992
- 96 - William Freaney (96-45), 1992
- 93 - Adam Vogt (93-67), 2001
- 92 - Carlos Dallis (92-34), 2001
- 84 - Bryce Paup (84-31), 1989
- 81 - Brett McMakin (81-42), 2015
- 80 - Scott Durlinger (80-40), 1994
- 79 - Matt Pedersen (79-54), 1998  
79 - Paul Wolf (79-30), 1994

#### ASSISTED TACKLES

- 127 - Joe Anderson (43-127), 1981
- 118 - L.J. Fort (67-118), 2011
- 96 - Reed Hunemuller (45-96), 1978
- 95 - Matt Spanjers (32-95), 1979
- 91 - Josh Mahoney (48-91), 2008
- 89 - Ed Arnold (25-89), 1979
- 86 - Mark Wilson (33-86), 1982
- 85 - Dannie Spann (37-85), 1996
- 84 - Joe Anderson (32-84), 1982
- 83 - Reed Hunemuller (34-83), 1977

#### TACKLES FOR LOSS

- 23.0 - Karter Schult (21-4/101), 2015**
- 20.5 - John Hermann (17-7, 119), 2005
- 20.0 - William Freaney (20-0/110), 1992
- 18.5 - Isaac Ales (18-1/77), 2014  
18.5 - Ben Boothby (12-13/60), 2011
- 18.0 - James Ruffin (14-8/84), 2008
- 16.5 - Isaac Ales (16-1/69), 2015
- 16.0 - Wes Lane (12-8/68), 2009  
16.0 - Ben Boothby (9-14/77), 2010
- 15.5 - Brett McMakin (13-5/38), 2015

#### YARDS FROM TACKLES FOR LOSS

- 119 - John Hermann (17-7/119), 2005
- 110 - William Freaney (20-0/110), 1992



## INDIVIDUAL SEASON RECORDS

3. **101 - Karter Schult (21-4/101), 2015**
4. 93 - Collin Albrecht (12-3/93), 2013
5. 84 - James Ruffin (14-8/84), 2008
6. 77 - Ben Boothby (9-14/77), 2008  
77 - Isaac Ales (18-1/77), 2014
8. 74 - James Conley (8-8/74), 2010
9. 72 - James Ruffin (11-6/72), 2009
10. 70 - Xavier Williams (11-6/70), 2014

### QUARTERBACK SACKS

1. 18.0 - William Freaney (18-0/54), 1992
2. 15.0 - John Hermann (11-4/103), 2005  
**15.0 - Karter Schult (13-2/78), 2015**
4. 14.0 - Edward Grimes (9-5/0), 1985  
14.0 - William Freaney (14-0/77), 1990
6. 13.0 - James Ruffin (8-5/64), 2009  
13.0 - William Freaney (13-0/70), 1991  
13.0 - Todd Eagen (13-0/53), 1990
9. 12.0 - Ben Boothby (7-5/63), 2010  
12.0 - Kevin Hammond (12-0/80), 1995

### YARDS FROM SACKS

1. 103 - John Hermann (11-4/103), 2005
2. 80 - Kevin Hammond (12-0/80), 1995
3. **78 - Karter Schult (13-2/78), 2015**
4. 77 - William Freaney (14-0/77), 1990
5. 71 - Andre Allen (10-0/71), 1994
6. 70 - William Freaney (13-0/70), 1991
7. 64 - James Ruffin (8-5/64), 2009
8. 63 - Ben Boothby (7-5/63), 2010
9. 60 - Collin Albrecht (8-0/60), 2013
10. 57 - James Ruffin (9-2/57), 2008



William Freaney (33) broke the UNI record for quarterback sacks in a season, notching 18.0 in 1992. His 18 sacks ranks No. 2 all-time in the MVFC.

### FUMBLES FORCED

1. 6 - Bryce Paup, 1987  
6 - Joe O'Brien, 1983  
6 - Ryan Arnold, 2003  
6 - Brett McMakin, 2015  
6 - L.J. Fort, 2011
6. 5 - Todd Eagen, 1990

- 5 - Danny Todd, 1980
- 5 - Andre Allen, 1993
- 5 - Joe Anderson, 1981
- 5 - Joe O'Brien, 1982

### FUMBLES RECOVERED

1. 4 - Spencer Cowan, 1986  
4 - De'Veon Harris, 2008  
4 - Mark Wilson, 1982  
4 - Jonathan Harrell, 2003
5. 3 - Joe Anderson, 1981  
3 - John Hermann, 2005  
3 - Joe O'Brien, 1983  
3 - Beau Gibbs, 2004  
3 - Chris Klieman, 1990  
3 - Casey Tierney, 2001  
3 - Jonathan Harrell, 2002  
3 - Marcus Easter, 1996  
3 - Kevin Keith, 1990  
3 - James Jones, 1988  
3 - Jerry Griffith, 1980  
3 - Randy Erion, 1975  
3 - Peter Burns, 1992  
3 - Rick Squire, 1980  
3 - Mike Krapfl, 1990  
3 - Makinton Dorleant, 2015  
3 - Spencer Cowan, 1985  
3 - Isaac Ales, 2015  
3 - Terrell Morgan, 2001  
3 - Chris Parsons, 2005  
3 - Todd Leonardelli, 1977  
3 - James Jones, 1987

### INTERCEPTIONS

1. 9 - Tyree Talton (9-182), 1996
2. 8 - Bill Smith (8-101), 1967  
8 - Willie Beamon (8-72), 1990  
8 - Tyree Talton (8-57), 1995
5. 7 - Ryan Doak (7-212), 2000  
7 - Dre Dokes (7-116), 2006  
7 - Bill Smith (7-98), 1966  
7 - Mike Woodley (7-74), 1973  
7 - Don Stewart (7-58), 1981  
7 - Nick Maragos (7-35), 1976

### PASSES DEFENDED

1. 27 - Willie Beamon (19 brup, 8 int), 1990
2. 24 - Willie Beamon (21 brup, 3 int), 1992
3. 23 - Mark Farley (23 brup), 1984
4. 22 - Joe Fuller (17 brup, 5 int), 1984
5. 21 - Mark Holmes (21 brup), 1983
6. 19 - Willie Beamon (14 brup, 5 int), 1989
7. 18 - Tyree Talton (9 brup, 9 int), 1996  
18 - Makinton Dorleant (17 brup, 1 int), 2015

9. 17 - Joe Fuller (17 brup), 1983  
17 - Charles Jenkins (17 brup), 1984

### QUARTERBACK HURRIES

1. 11 - Kevin Anderson, 1986
2. 10 - Ryan Arnold, 2004  
10 - Joe Fuller, 1985  
10 - Mark Farley, 1986
5. 9 - Moses Aimable, 1985  
**9 - Karter Schult, 2015**
7. 8 - Bob Storbeck, 1985
8. **7 - Karter Schult, 2014**  
7 - Jeff Bealles, 1986  
7 - Dave McCorvey, 1986

### BLOCKED KICKS

1. 5 - Xavier Williams, 2012
2. 4 - Ed Stratton, 1979  
4 - Brent Browner, 2001  
4 - Steve Meyer, 1995
5. 3 - Carlos Dallis, 2000  
3 - Brent Browner, 2000  
3 - Darrell Lloyd, 2008
8. 2 - Dave McCorvey, 1987  
2 - Everette Pedescleaux, 2008  
2 - Mike Smiley, 1980  
2 - Bryce Paup, 1987  
2 - Jordan Smith, 2008  
2 - Henri Obi, 2010  
2 - Xavier Williams, 2014  
2 - Jason Smith, 1992  
2 - Mike Smiley, 1979  
2 - Everette Pedescleaux, 2007  
2 - Jamar Thompson, 2010  
2 - Bryce Paup, 1989  
2 - Tate Omlil, 2014  
2 - Tyree Talton, 1998  
2 - Varmah Sonie, 2010  
2 - David Gunn, 2000



309-pound defensive lineman Xavier Williams (98) set a UNI record for blocked kicks in a season in 2012, knocking down five.

#UNIFIGHT

COACHING STAFF

PLAYER PROFILES

OPPONENTS

2015 REVIEW

RECORDS



## INDIVIDUAL CAREER RECORDS

### RUSHING

#### RUSHING YARDS

- 4687 - David Johnson (866-4687), 2010-14
- 4003 - Corey Lewis (704-4003), 2005-08
- 3835 - Jeff Stovall (873-3835), 1993-96
- 3721 - Adam Benge (786-3721), 1998-02
- 3017 - Terrance Freeney (720-3017), 2003-05
- 2985 - Carl Boyd (701-2985), 1983-87
- 2906 - Richard Carter (594-2906), 2000-04
- 2883 - Kelly Ellis (626-2883), 1977-81
- 2865 - Errol Peebles (619-2865), 1985-88
- 2608 - Randy Schultz (588-2608), 1963-65

#### RUSHING ATTEMPTS

- 873 - Jeff Stovall (873-3835), 1993-96
- 866 - David Johnson (866-4687), 2010-14
- 786 - Adam Benge (786-3721), 1998-02
- 720 - Terrance Freeney (720-3017), 2003-05
- 704 - Corey Lewis (704-4003), 2005-08
- 701 - Carl Boyd (701-2985), 1983-87
- 626 - Kelly Ellis (626-2883), 1977-81
- 619 - Errol Peebles (619-2865), 1985-88
- 594 - Richard Carter (594-2906), 2000-04
- 588 - Randy Schultz (588-2608), 1963-65

#### RUSHING TDs

- 49 - David Johnson, 2010-14
- 46 - Jeff Stovall, 1993-96
- 39 - Corey Lewis, 2005-08
- 36 - Adam Benge, 1998-02
- 32 - Terry Allen, 1975-78
- 32 - Terrance Freeney, 2003-05
- 30 - Carl Boyd, 1983-87
- 25 - Errol Peebles, 1985-88
- 24 - Tirrell Rennie, 2010-11
- 22 - Pat Grace, 2006-09

#### AVERAGE YARDS/RUSH (MIN. 20 ATTEMPTS)

- 8.69 - Wes Anderson (59-513), 1987-88
- 7.15 - Johnny Gray (34-243), 2005-08
- 6.91 - Glen Borland (23-159), 1957-58
- 6.83 - Jason Breeland (93-635), 2002-05
- 6.17 - Javier Pena (23-142), 1990-93
- 6.05 - Max Huffman (227-1374), 1957-59
- 6.05 - Neal Moses (167-1010), 1976
- 5.98 - Dean Hartman (47-281), 1959-60
- 5.89 - Darian Williams (209-1232), 2006-07
- 5.86 - Dan Boals (409-2397), 1960-62

#### RUSHING YARDS/GAME (MIN. 5 GAMES)

- 95.7 - David Johnson (49 games), 2010-14
- 95.3 - Aaron Bailey (14 games), 2015**



*In 2014, David Johnson (7) broke 15 school records, including career rushing yards (4,687) and rushing yards per game (95.7).*

- 91.8 - Neal Moses (11 games), 1976
- 90.7 - Tirrell Rennie (24 games), 2010-11
- 89.9 - Randy Schultz (29 games), 1963-65
- 88.8 - Dan Boals (27 games), 1960-62
- 88.6 - Adam Benge (42 games), 1998-02
- 82.9 - Carl Boyd (36 games), 1983-87
- 79.4 - Terrance Freeney (38 games), 2003-05
- 78.5 - Terry Hollimon (11 games), 1997

### PASSING

#### PASS ATTEMPTS

- 1093 - Ryan Helming (662-1093-29), 1997-00
- 1057 - Mike Smith (626-1057-47), 1984-87
- 1026 - Eric Sanders (714-1026-23), 2004-07
- 970 - Jay Johnson (504-970-35), 1989-92
- 880 - Steve Sandon (488-880-60), 1978-81
- 852 - Sawyer Kollmorgen (490-852-22), 2011-15
- 825 - Larry Miller (436-825-37), 1981-84
- 818 - Tom Petrie (436-818-30), 2001-04
- 562 - Phil Schooley (260-562-23), 1967-68
- 556 - Bill Salmon (241-556-36), 1972-75

#### PASS COMPLETIONS

- 714 - Eric Sanders (714-1026-23), 2004-07
- 662 - Ryan Helming (662-1093-29), 1997-00
- 626 - Mike Smith (626-1057-47), 1984-87
- 504 - Jay Johnson (504-970-35), 1989-92
- 490 - Sawyer Kollmorgen (490-852-22), 2011-15
- 488 - Steve Sandon (488-880-60), 1978-81
- 436 - Larry Miller (436-825-37), 1981-84
- 436 - Tom Petrie (436-818-30), 2001-04
- 314 - Pat Grace (314-505-15), 2006-09
- 260 - Phil Schooley (260-562-23), 1967-68

#### PASSING YARDS

- 9089 - Ryan Helming (662-1093-29), 1997-00
- 9067 - Mike Smith (626-1057-47), 1984-87
- 9012 - Eric Sanders (714-1026-23), 2004-07
- 8341 - Jay Johnson (504-970-35), 1989-92

- 6298 - Steve Sandon (488-880-60), 1978-81
- 6296 - Sawyer Kollmorgen (490-852-22), 2011-15
- 5791 - Tom Petrie (436-818-30), 2001-04
- 5627 - Larry Miller (436-825-37), 1981-84
- 4527 - Pat Grace (314-505-15), 2006-09
- 4435 - Bill Salmon (241-556-36), 1972-75

#### PASSING TDs

- 77 - Ryan Helming, 1997-00
- 70 - Eric Sanders, 2004-07
- 68 - Mike Smith, 1984-87
- 60 - Jay Johnson, 1989-92
- 49 - Sawyer Kollmorgen, 2011-15
- 48 - Steve Sandon, 1978-81
- 40 - Larry Miller, 1981-84
- 36 - Pat Grace, 2006-09
- 34 - Bill Salmon, 1972-75
- 28 - Steven Beard, 1994-96
- 28 - Tom Petrie, 2001-04

#### PASSES HAD INTERCEPTED

- 60 - Steve Sandon (488-880-60), 1978-81
- 47 - Mike Smith (626-1057-47), 1984-87
- 38 - Terry Allen (212-518-38), 1975-78
- 37 - Larry Miller (436-825-37), 1981-84
- 36 - Bill Salmon (241-556-36), 1972-75
- 35 - Jay Johnson (504-970-35), 1989-92
- 30 - Tom Petrie (436-818-30), 2001-04
- 29 - Ryan Helming (662-1093-29), 1997-00
- 26 - Ken Macklin (255-472-26), 1988-89
- 25 - Al Wichtendahl (99-286-25), 1970-72

#### PASS COMPLETION % (MIN. 20 ATTEMPTS)

- 71.4 - Dana Deines (55-77-4), 1976-79
- 69.6 - Eric Sanders (714-1026-23), 2004-07
- 69.6 - Brian Anderson (32-46-0), 1998-99
- 65.6 - Dexter Hill (42-64-3), 2005
- 63.6 - Dave Chambers (14-22-4), 1980
- 62.2 - Pat Grace (314-505-15), 2006-09
- 60.6 - Ryan Helming (662-1093-29), 1997-00
- 59.2 - Mike Smith (626-1057-47), 1984-87
- 58.6 - Jason Jones (34-58-1), 1995-97
- 57.6 - Tirrell Rennie (238-413-15), 2010-11

#### PASS EFFICIENCY (MIN. 20 ATTEMPTS)

- 161.8 - Chris Berg (154-277-10), 1994-95
- 161.4 - Eric Sanders (714-1026-23), 2004-07
- 158.4 - Jason Jones (34-58-1), 1995-97
- 155.1 - Pat Grace (314-505-15), 2006-09
- 153.8 - Steven Beard (219-396-13), 1994-96
- 150.1 - Brian Anderson (32-46-0), 1998-99
- 148.4 - Ryan Helming (662-1093-29), 1997-00
- 143.6 - Mike Smith (626-1057-47), 1984-87
- 142.9 - Kurt Warner (201-352-16), 1990-93
- 137.4 - Jay Johnson (504-970-35), 1989-92



# INDIVIDUAL CAREER RECORDS

## AVERAGE YARDS/PASS (MIN. 20 ATTEMPTS)

- 10.2 - Chris Berg (154-277-10), 1994-95
- 9.7 - Steven Beard (219-396-13), 1994-96
- 9.2 - Kurt Warner (201-352-16), 1990-93
- 9.0 - Pat Grace (314-505-15), 2006-09
- 9.0 - Dexter Hill (42-64-3), 2005
- 8.9 - Jason Jones (34-58-1), 1995-97
- 8.8 - Eric Sanders (714-1026-23), 2004-07
- 8.6 - Jay Johnson (504-970-35), 1989-92
- 8.6 - Mike Smith (626-1057-47), 1984-87
- 8.3 - Ryan Helming (662-1093-29), 1997-00

## AVG YARDS/COMPLETION (MIN. 20 ATTEMPTS)

- 18.4 - Chris Berg (154-277-10), 1994-95
- 18.4 - Bill Salmon (241-556-36), 1972-75
- 17.6 - Steven Beard (219-396-13), 1994-96
- 16.6 - Tom Murphy (14-32-2), 1957-58
- 16.5 - Jay Johnson (504-970-35), 1989-92
- 16.1 - Jerry Morgan (87-201-11), 1959-60
- 16.1 - Kurt Warner (201-352-16), 1990-93
- 15.2 - Jason Jones (34-58-1), 1995-97
- 15.1 - Terry Allen (212-518-38), 1975-78
- 14.8 - Jim Damron (61-166-12), 1958-59

## PASSING YARDS/GAME (MIN. 5 GAMES)

- 232.5 - Shane Fortney (11 games), 1997
- 206.6 - Ryan Helming (44 games), 1997-00
- 202.7 - Steven Beard (19 games), 1994-96
- 201.5 - Mike Smith (45 games), 1984-87
- 195.9 - Eric Sanders (46 games), 2004-07
- 189.6 - Jay Johnson (44 games), 1989-92
- 181.8 - Bill Raun (10 games), 1969
- 179.9 - Sawyer Kollmorgen (35 games), 2011-15
- 174.9 - Steve Sandon (36 games), 1978-81
- 173.1 - Ken Macklin (20 games), 1988-89



Ryan Helming (15) holds the school record in career and season passing yards, playing for the Panthers from 1997-2000.

## RECEIVING

### RECEPTION YARDS

- 4539 - Dedric Ward (208-4539), 1993-96

- 3735 - Eddie Berlin (249-3735), 1997-00
- 3544 - Mike Furey (242-3544), 1997-99
- 2462 - Kenny Shedd (83-2462), 1989-92
- 2314 - Alonzo Clayton (125-2314), 1994-97
- 2189 - Dave Schooley (100-2189), 1973-75
- 2096 - Ken Harvey (129-2096), 1980-81
- 2094 - Jake Soliday (138-2094), 1997-01
- 2046 - Tim Mosley (101-2046), 1990-93
- 2031 - Marlus Mays (116-2031), 2000-03

### RECEPTIONS

- 249 - Eddie Berlin (249-3735), 1997-00
- 242 - Mike Furrey (242-3544), 1997-99
- 208 - Dedric Ward (208-4539), 1993-96
- 141 - Johnny Gray (141-1912), 2005-08
- 141 - David Johnson (141-1734), 2010-14
- 138 - Jake Soliday (138-2094), 1997-01
- 138 - Chad Owens (138-1489), 2010-14
- 129 - Ken Harvey (129-2096), 1980-81
- 129 - Sherrod Howard (129-1776), 1985-88
- 127 - Chris Nuss (127-1837), 1989-92

### RECEIVING TDs

- 50 - Dedric Ward, 1993-96
- 34 - Eddie Berlin, 1997-00
- 27 - Mike Furrey, 1997-99
- 24 - Kenny Shedd, 1989-92
- 24 - Dave Schooley, 1973-75
- 21 - Ken Harvey, 1980-81
- 20 - Tim Mosley, 1990-93
- 18 - Jarred Herring, 2008-11
- 18 - Jake Soliday, 1997-01
- 18 - Alonzo Clayton, 1994-97

### AVERAGE YARDS/CATCH (MIN. 5 RECEPTIONS)

- 29.66 - Kenny Shedd (83-2462), 1989-92
- 28.41 - Bob Klavas (17-483), 1976-77
- 26.40 - Larry Roberts (5-132), 1957
- 25.19 - Joe Manigault (16-403), 1975-77
- 22.83 - Aaron Lancaster (6-137), 1991
- 22.58 - Brad Gehrke (19-429), 1988-90
- 21.89 - Dave Schooley (100-2189), 1973-75
- 21.82 - Dedric Ward (208-4539), 1993-96
- 21.81 - Sam Rohr (16-349), 2011-15
- 21.80 - Tom Harms (5-109), 1974

### RECEPTIONS/GAME (MIN. 5 GAMES)

- 7.33 - Mike Furrey (33 games), 1997-99
- 6.14 - Ken Harvey (21 games), 1980-81
- 5.66 - Eddie Berlin (44 games), 1997-00
- 4.16 - Dedric Ward (50 games), 1993-96
- 4.00 - Marvin Johnson (20 games), 1967-68
- 3.95 - Scott Francke (22 games), 1985-86
- 3.73 - Marty Bruder (11 games), 1984
- 3.48 - Wes Anderson (25 games), 1987-88

- 3.13 - Johnny Gray (45 games), 2005-08
- 3.12 - Dave Schooley (32 games), 1973-75

## TOTAL OFFENSE

### TOTAL OFFENSE YARDS

- 9579 - Eric Sanders (1330-9579), 2004-07
- 9217 - Ryan Helming (1250-9217), 1997-00
- 8982 - Mike Smith (1298-8982), 1984-87
- 7992 - Jay Johnson (1193-7992), 1989-92
- 6616 - Tom Petrie (1121-6616), 2001-04
- 6502 - Sawyer Kollmorgen (994-6502), 2011-15
- 5941 - Steve Sandon (1081-5941), 1978-81
- 5532 - Pat Grace (747-5532), 2006-09
- 5521 - Tirrell Rennie (824-5521), 2010-11
- 5477 - Bill Salmon (1030-5477), 1972-75

### TDs RESPONSIBLE FOR

- 83 - Eric Sanders, 2004-07
- 82 - Ryan Helming, 1997-00
- 81 - Mike Smith, 1984-87
- 72 - Jay Johnson, 1989-92
- 65 - David Johnson, 2010-14
- 58 - Terry Allen, 1975-78
- 58 - Pat Grace, 2006-09
- 55 - Steve Sandon, 1978-81
- 54 - Bill Salmon, 1972-75
- 54 - Sawyer Kollmorgen, 2011-15

### TOTAL OFFENSE/GAME (MIN. 5 GAMES)

- 241.4 - Shane Fortney (11 games), 1997
- 230.0 - Tirrell Rennie (24 games), 2010-11
- 213.6 - Aaron Bailey (14 games), 2015
- 209.5 - Ryan Helming (44 games), 1997-00
- 208.2 - Eric Sanders (46 games), 2004-07
- 199.6 - Mike Smith (45 games), 1984-87
- 198.8 - Steven Beard (19 games), 1994-96
- 185.8 - Sawyer Kollmorgen (35 games), 2011-15
- 185.6 - Ken Macklin (20 games), 1988-89
- 181.6 - Jay Johnson (44 games), 1989-92

### TOTAL OFFENSE/PLAY (MIN. 50 PLAYS)

- 8.69 - Wes Anderson (59-513), 1987-88
- 8.28 - Steven Beard (456-3777), 1994-96
- 7.41 - Pat Grace (747-5532), 2006-09
- 7.40 - Chris Berg (352-2605), 1994-95
- 7.37 - Ryan Helming (1250-9217), 1997-00
- 7.20 - Eric Sanders (1330-9579), 2004-07
- 7.12 - Kurt Warner (428-3046), 1990-93
- 7.11 - Jason Jones (73-519), 1995-97
- 6.92 - Mike Smith (1298-8982), 1984-87
- 6.83 - Jason Breeland (93-635), 2002-05

#UNIFIGHT

COACHING STAFF

PLAYER PROFILES

OPPONENTS

2015 REVIEW

RECORDS



## INDIVIDUAL CAREER RECORDS

### ALL-PURPOSE

#### ALL-PURPOSE YARDS

- 6859 - David Johnson, 2010-14
- 5173 - Kenny Shedd, 1989-92
- 5166 - Carlos Anderson, 2008-12
- 5090 - Corey Lewis, 2005-08
- 4987 - Dedric Ward, 1993-96
- 4749 - Adam Bengé, 1998-02
- 4692 - Carl Boyd, 1983-87
- 4623 - Kelly Ellis, 1977-81
- 4459 - Jeff Stovall, 1993-96
- 4454 - Mike Furrey, 1997-99

#### ALL-PURPOSE YARDS/GAME (MIN. 5 GAMES)

- 140.0 - David Johnson (49 games), 2010-14
- 135.0 - Mike Furrey (33 games), 1997-99
- 130.3 - Carl Boyd (36 games), 1983-87
- 121.7 - Kelly Ellis (38 games), 1977-81
- 117.4 - Carlos Anderson (44 games), 2008-12
- 117.4 - Larry Roberts (8 games), 1957
- 117.0 - Wes Anderson (25 games), 1987-88
- 113.1 - Adam Bengé (42 games), 1998-02
- 108.1 - Randy Schultz (29 games), 1963-65
- 103.5 - Kenny Shedd (50 games), 1989-92

### SCORING

#### TOTAL POINTS SCORED

- 384 - David Johnson (64 TD), 2010-14
- 364 - Billy Hallgren (172 PAT, 64 FG), 2007-10
- 331 - Brian Wingert (151 PAT, 60 FG), 2003-06
- 304 - Dedric Ward (50 TD, 2 PAT), 1993-96
- 297 - Brian Mitchell (108 PAT, 63 FG), 1989-91
- 282 - Jeff Stovall (47 TD), 1993-96
- 271 - MacK. Hoambrecker (103 PAT, 56 FG), 2000-02
- 261 - Tyler Sievertsen (114 PAT, 49 FG), 2010-13
- 246 - Carl Boyd (41 TD), 1983-87
- 246 - Corey Lewis (41 TD), 2005-08

#### TOUCHDOWNS SCORED

- 64 - David Johnson (49 run, 14 rcv, 1 ret), 2010-14
- 50 - Dedric Ward (50 rcv), 1993-96
- 47 - Jeff Stovall (46 rush, 1 rcv), 1993-96
- 41 - Carl Boyd (30 rush, 11 rcv), 1983-87
- 41 - Corey Lewis (39 rush, 2 rcv), 2005-08
- 36 - Adam Bengé (36 rush), 1998-02
- 34 - Terrance Freeney (32 rush, 2 rcv), 2003-05
- 34 - Eddie Berlin (34 rcv), 1997-00
- 33 - Terry Allen (32 rush, 1 rcv), 1975-78
- 33 - Kenny Shedd (2 rush, 24 rcv, 7 ret), 1989-92

### KICKING

#### PAT KICKS MADE

- 172 - Billy Hallgren (172-174), 2007-10
- 151 - Brian Wingert (151-157), 2003-06
- 114 - Tyler Sievertsen (114-114), 2010-13
- 108 - Brian Mitchell (108-108), 1989-91
- 106 - Matt Waller (106-112), 1993-96
- 103 - MacK. Hoambrecker (103-111), 2000-02
- 100 - Michael Schmadeke (100-105), 2011-15
- 87 - Steve Schonert (87-92), 1980-82
- 80 - Mark Whitver (80-90), 1975-78
- 78 - Scott Obermeier (78-82), 1992-93

#### PAT KICKS ATTEMPTED

- 174 - Billy Hallgren (172-174), 2007-10
- 157 - Brian Wingert (151-157), 2003-06
- 114 - Tyler Sievertsen (114-114), 2010-13
- 112 - Matt Waller (106-112), 1993-96
- 111 - MacK. Hoambrecker (103-111), 2000-02
- 108 - Brian Mitchell (108-108), 1989-91
- 105 - Michael Schmadeke (100-105), 2011-15
- 92 - Steve Schonert (87-92), 1980-82
- 90 - Mark Whitver (80-90), 1975-78
- 82 - Scott Obermeier (78-82), 1992-93

#### PAT KICK % (MIN. 5 ATTEMPTS)

- 100.0 - Tyler Sievertsen (114-114), 2010-13
- 100.0 - Nate Russa (13-13), 2006-07
- 100.0 - Brian Mitchell (108-108), 1989-91
- 100.0 - Shane Held (5-5), 1993-95
- 100.0 - Jerry Malloy (5-5), 1996
- 100.0 - Reed Hunemuller (5-5), 1975-78
- 100.0 - Jim Basye (5-5), 1966
- 98.9 - Billy Hallgren (172-174), 2007-10
- 96.2 - Brian Wingert (151-157), 2003-06
- 95.2 - Michael Schmadeke (100-105), 2011-15

#### FIELD GOALS MADE

- 64 - Billy Hallgren (64-95), 2007-10
- 63 - Brian Mitchell (63-75), 1989-91
- 60 - Brian Wingert (60-79), 2003-06
- 56 - MacK. Hoambrecker (56-75), 2000-02
- 49 - Tyler Sievertsen (49-60), 2010-13
- 44 - Matt Waller (44-71), 1993-96
- 43 - Michael Schmadeke (43-51), 2011-15
- 32 - Mike Molstead (32-51), 1983-84
- 30 - Scott Obermeier (30-44), 1992-93
- 19 - Mike Angell (19-31), 1985-86

#### FIELD GOALS ATTEMPTED

- 95 - Billy Hallgren (64-95), 2007-10
- 79 - Brian Wingert (60-79), 2003-06

- 75 - MacK. Hoambrecker (56-75), 2000-02
- 75 - Brian Mitchell (63-75), 1989-91
- 71 - Matt Waller (44-71), 1993-96
- 60 - Tyler Sievertsen (49-60), 2010-13
- 51 - Mike Molstead (32-51), 1983-84
- 51 - Michael Schmadeke (43-51), 2011-15
- 44 - Scott Obermeier (30-44), 1992-93
- 31 - Mike Angell (19-31), 1985-86

#### FIELD GOAL % (MIN. 5 ATTEMPTS)

- 84.3 - Michael Schmadeke (43-51), 2011-15
- 84.0 - Brian Mitchell (63-75), 1989-91
- 81.7 - Tyler Sievertsen (49-60), 2010-13
- 80.0 - Reed Hunemuller (4-5), 1975-78
- 75.9 - Brian Wingert (60-79), 2003-06
- 75.0 - Mark Whitver (9-12), 1975-78
- 74.7 - MacK. Hoambrecker (56-75), 2000-02
- 73.7 - Brian Stegall (14-19), 1999-03
- 68.2 - Scott Obermeier (30-44), 1992-93
- 67.4 - Billy Hallgren (64-95), 2007-10

#### PUNT YARDS

- 8169 - Mike Johnson (201-8169), 1980-83
- 7374 - Tim Mosley (178-7374), 1990-93
- 7306 - Kyle Bernard (179-7306), 2009-12
- 6699 - Logan Bieghler (164-6699), 2011-15
- 6681 - Mark Whitver (170-6681), 1975-78
- 6665 - Derrick Frost (166-6665), 1999-02
- 6593 - Jim Fransen (171-6593), 1973-75
- 6554 - Clay Netusil (157-6554), 1984-86
- 5763 - Dan Rush (148-5763), 1987-90
- 5372 - Mike Butler (134-5372), 1969-72

#### PUNT ATTEMPTS

- 201 - Mike Johnson (201-8169), 1980-83
- 179 - Kyle Bernard (179-7306), 2009-12
- 178 - Tim Mosley (178-7374), 1990-93
- 171 - Jim Fransen (171-6593), 1973-75
- 170 - Mark Whitver (170-6681), 1975-78
- 166 - Derrick Frost (166-6665), 1999-02
- 164 - Logan Bieghler (164-6699), 2011-15
- 157 - Clay Netusil (157-6554), 1984-86
- 148 - Dan Rush (148-5763), 1987-90
- 134 - Mike Butler (134-5372), 1969-72

#### PUNTS HAD BLOCKED

- 6 - Mark Whitver, 1975-78
- 4 - Logan Bieghler, 2011-15
- 2 - Brook Black, 2007-08
- 2 - Kyle Bernard, 2009-12
- 2 - Adam Kos, 2005-06
- 1 - Dave Tatman, 1979
- 1 - Matt Asman, 2006-07
- 1 - Ted Brown, 1977
- 1 - Cory Henke, 2002-04
- 1 - Sam Kughter, 2013-15**



## INDIVIDUAL CAREER RECORDS

### AVERAGE YARDS/PUNT (MIN. 5 ATTEMPTS)

- 43.15 - Shawn Krusey (13-561), 2010
- 42.71 - Sam Kuhter (75-3203), 2013-15**
- 41.75 - Clay Netusil (157-6554), 1984-86
- 41.43 - Tim Mosley (178-7374), 1990-93
- 41.20 - Doug Jackson (35-1442), 1988
- 40.85 - Logan Bieghler (164-6699), 2011-15
- 40.82 - Kyle Bernard (179-7306), 2009-12
- 40.64 - Mike Johnson (201-8169), 1980-83
- 40.23 - Brad Zumbach (43-1730), 1980
- 40.15 - Derrick Frost (166-6665), 1999-02

### RETURNS

#### PUNT RETURN YARDS

- 1131 - Kenny Shedd (93-1131), 1989-92
- 861 - Johnny Gray (77-861), 2005-08
- 790 - Milo Popovic (60-790), 1988-89
- 632 - Mike Furrey (52-632), 1997-99
- 544 - Joe Fuller (47-544), 1982-85
- 533 - Ben Sanderson (50-533), 2001-02
- 502 - Jason McCleary (48-502), 1991-94
- 427 - Scott Owens (73-427), 1982-85
- 417 - Mike Woodley (42-417), 1970-73
- 383 - Ken McNeail (54-383), 1979-80

#### PUNT RETURNS

- 93 - Kenny Shedd (93-1131), 1989-92
- 77 - Johnny Gray (77-861), 2005-08
- 73 - Scott Owens (73-427), 1982-85
- 60 - Milo Popovic (60-790), 1988-89
- 55 - Justin Surrency (55-329), 2002-05
- 54 - Ken McNeail (54-383), 1979-80
- 52 - Mike Furrey (52-632), 1997-99
- 51 - Mark Hendrickson (51-271), 1976-79
- 50 - Ben Sanderson (50-533), 2001-02
- 48 - Jason McCleary (48-502), 1991-94

#### PUNT RETURN TDs

- 7 - Kenny Shedd, 1989-92
- 2 - Johnny Gray, 2005-08
- 2 - Milo Popovic, 1988-89
- 2 - Jake Soliday, 1997-01
- 1 - Justin Surrency, 2002-05
- 1 - Scott Durflinger, 1991-94
- 1 - Makinton Dorleant, 2013-15
- 1 - Joe Fuller, 1982-85
- 1 - Jerry Roling, 1969-71
- 1 - Larry Norman, 1971-74
- 1 - Jason McCleary, 1991-94
- 1 - Lynn King, 1965-67
- 1 - Nick Maragos, 1974-76
- 1 - Tre'Darrius Canady, 2007-11
- 1 - Darrin Eilander, 1986-89
- 1 - Tom Smith, 1972-74

- 1 - Spencer Cowan, 1983-86
- 1 - Ben Sanderson, 2001-02
- 1 - Mike Furrey, 1997-99
- 1 - Jim Fuller, 1983
- 1 - Bill Smith, 1966-68
- 1 - J.J. Swain, 1966-68
- 1 - Bobby Hahn, 1957-58
- 1 - Ken McNeail, 1979-80
- 1 - Max Huffman, 1957-59
- 1 - Jon Neuwohner, 1979-80
- 1 - Charles Brown, 2012-15**
- 1 - Derrick Marbles, 1991-94

### AVG YARDS/PUNT RETURN (MIN. 5 ATTEMPTS)

- 24.75 - Bobby Hahn (8-198), 1957-58
- 15.64 - Jim Fuller (22-344), 1983
- 13.17 - Milo Popovic (60-790), 1988-89
- 13.15 - Jake Soliday (27-355), 1997-01
- 12.92 - Makinton Dorleant (25-323), 2013-15
- 12.16 - Kenny Shedd (93-1131), 1989-92
- 12.15 - Mike Furrey (52-632), 1997-99
- 12.12 - Chad Owens (24-291), 2010-14
- 11.76 - Cody DeHaan (17-200), 1997-00
- 11.57 - Joe Fuller (47-544), 1982-85

### KICK RETURN YARDS

- 2318 - Carlos Anderson (88-2318), 2008-12
- 2223 - Tyree Talton (77-2223), 1995-98
- 1679 - Jarred Herring (70-1679), 2008-11
- 1582 - Kenny Shedd (64-1582), 1989-92
- 1320 - Jason McCleary (52-1320), 1991-94
- 1183 - Kelly Ellis (66-1183), 1977-81
- 1118 - Craig Nordlie (52-1118), 1978-82
- 1064 - Wes Anderson (48-1064), 1987-88
- 1035 - Anthony Taylor (40-1035), 1992-95
- 857 - Dave Schooley (42-857), 1973-75



Carlos Anderson (1) holds the school record for career kick return yards (2,318) and kick returns for touchdowns (2). He played for the Panthers from 2008-12.

### KICK RETURNS

- 88 - Carlos Anderson (88-2318), 2008-12
- 77 - Tyree Talton (77-2223), 1995-98
- 70 - Jarred Herring (70-1679), 2008-11
- 66 - Kelly Ellis (66-1183), 1977-81
- 64 - Kenny Shedd (64-1582), 1989-92
- 52 - Craig Nordlie (52-1118), 1978-82
- 52 - Jason McCleary (52-1320), 1991-94
- 48 - Wes Anderson (48-1064), 1987-88
- 43 - Scott Owens (43-803), 1982-85
- 42 - Dave Schooley (42-857), 1973-75

### KICK RETURN TDs

- 2 - Carlos Anderson, 2008-12
- 1 - Craig Nordlie, 1978-82
- 1 - Ken McNeail, 1979-80
- 1 - Steve Harris, 1981-84
- 1 - Larry Roberts, 1957
- 1 - Wes Anderson, 1987-88
- 1 - Ben Sanderson, 2001-02
- 1 - David Johnson, 2010-14
- 1 - Jarred Herring, 2008-11
- 1 - Mike Shaw, 1976-79
- 1 - Terrell Allen, 2006-07
- 1 - Kevin Anderson, 1986-89

### AVG YARDS/KICK RETURN (MIN. 5 ATTEMPTS)

- 36.50 - David Johnson (12-438), 2010-14
- 31.25 - Bruce Montgomery (8-250), 1962-64
- 28.87 - Tyree Talton (77-2223), 1995-98
- 28.64 - James Porter (11-315), 1994-95
- 27.17 - Wes Smith (6-163), 2012
- 27.00 - Bobby Hahn (15-405), 1957-58
- 26.45 - Dre Dokes (11-291), 2003-06
- 26.34 - Carlos Anderson (88-2318), 2008-12
- 25.88 - Anthony Taylor (40-1035), 1992-95
- 25.84 - Ben Sanderson (31-801), 2001-02

### INTERCEPTION RETURN YARDS

- 270 - Ray Mitchell (6-270), 2013-14
- 261 - Dre Dokes (18-261), 2003-06
- 260 - Tyree Talton (19-260), 1995-98
- 243 - Deiondre' Hall (13-243), 2012-15
- 243 - Mike Woodley (20-243), 1970-73
- 212 - Ryan Doak (8-212), 1997-00
- 206 - Tim Kilfoy (8-206), 2012-15
- 199 - Bill Smith (15-199), 1966-68
- 169 - Jason McCleary (12-169), 1991-94
- 167 - Joe Fuller (9-167), 1982-85

#UNIFIGHT

COACHING STAFF

PLAYER PROFILES

OPPONENTS

2015 REVIEW

RECORDS



## INDIVIDUAL CAREER RECORDS

### INTERCEPTION RETURN TDs

- 4 - Deiondre' Hall, 2012-15
- 3 - Ray Mitchell, 2013-14
- 3 - Tim Kilfoy, 2012-15
- 2 - Dre Dokes, 2003-06
- 2 - Henry Saxon, 1984-85
- 2 - Mike Filer, 1969-70
- 2 - Willie Beamon, 1989-92
- 1 - Quentin Scott, 2008-09
- 1 - Ryan Doak, 1997-00
- 1 - Duane Petersen, 1988-91
- 1 - Terrell McMoore, 2007-08
- 1 - Zach Cutkomp, 2009-13
- 1 - Andre Martin, 2008-11
- 1 - Tony Monroe, 1990-93
- 1 - Jim Thomas, 1974-75
- 1 - Jerry Ward, 1971-72
- 1 - Jim Luhring, 1968-70
- 1 - James Conley, 2007-11
- 1 - Bill Strottman, 1965-66
- 1 - Matt Brinkman, 1989-90
- 1 - Justin Jansen, 2000-02
- 1 - Joe Anderson, 1979-82
- 1 - Craig James, 2008-10
- 1 - Nick Maragos, 1974-76
- 1 - Dick Miller, 1965-66
- 1 - Joe Fuller, 1982-85
- 1 - Ray Buchanan Jr., 2015**
- 1 - Jason McCleary, 1991-94
- 1 - Jamison Whiting, 2013-15**
- 1 - Roger Freeman, 1957
- 1 - Al Hackney, 1958
- 1 - James Idleburgh, 2003-04
- 1 - Kevin Stensrud, 2002-05
- 1 - Jim Fuller, 1983
- 1 - Joesph Wallace, 1990-93
- 1 - Moses Aimable, 1984-85
- 1 - Ken Harris, 2000-01
- 1 - Benny Sapp, 2002-03
- 1 - Garrett Scott, 2008-12
- 1 - Chris Klieman, 1987-90
- 1 - Phil Minnick, 1960-64
- 1 - Varmah Sonie, 2009-12

### FUMBLE RETURN YARDS

- 41 - Makinton Dorleant (2-41), 2013-15
- 36 - Brett McMakin (1-36), 2013-15
- 35 - Araf Evans (1-35), 2005-07
- 32 - Jamar Thompson (1-32), 2006-10
- 23 - Tanner Varner (2-23), 2004-05
- 20 - Jake Farley (1-20), 2012-14
- 17 - Jalen Barnes (1-17), 2012-13
- 15 - Tyler Johnson (1-15), 2001-04
- 14 - De'Veon Harris (1-14), 2007-08
- 12 - Wilmot Wellington (1-12), 2010-12

### FUMBLE RETURNS

- 3 - John Williams (3-0), 1967-69
- 3 - Dan Goddard (3-0), 1969
- 2 - Makinton Dorleant (2-41), 2013-15
- 2 - Tanner Varner (2-23), 2004-05
- 2 - Larry Green (2-0), 1969
- 2 - Doug Walter (2-0), 1969
- 2 - Bob Livingston (2-0), 1969
- 1 - Brett McMakin (1-36), 2013-15
- 1 - Araf Evans (1-35), 2005-07
- 1 - Jamar Thompson (1-32), 2006-10
- 1 - Jake Farley (1-20), 2012-14
- 1 - Jalen Barnes (1-17), 2012-13
- 1 - Tyler Johnson (1-15), 2001-04
- 1 - De'Veon Harris (1-14), 2007-08
- 1 - Wilmot Wellington (1-12), 2010-12
- 1 - Ray Buchanan Jr. (1-10), 2014**
- 1 - Xavier Williams (1-9), 2010-14
- 1 - Jared Farley (1-7), 2014-15**
- 1 - L.J. Fort (1-6), 2008-11
- 1 - Max Busher (1-6), 2010-14
- 1 - Paul Wolf (1-6), 1994-94
- 1 - Billy Hallgren (1-3), 2007-10
- 1 - Glen Williams (1-2), 1993-94
- 1 - Skip Bellock (1-0), 1969
- 1 - Beau Gibbs (1-0), 2003-04
- 1 - James Conley (1-0), 2007-11
- 1 - Quentin Scott (1-0), 2008-09
- 1 - Mike Filer (1-0), 1969-70
- 1 - Ronelle McNeil (1-0), 2013-15
- 1 - Tim Kilfoy (1-0), 2012-15

### FUMBLE RETURN TDs

- 1 - Jake Farley, 2012-14
- 1 - Tate Omlie, 2013-14
- 1 - Mark Huygens, 2005-08
- 1 - Jamar Thompson, 2006-10
- 1 - Araf Evans, 2005-07
- 1 - Phil Wright, 2010-13
- 1 - Jalen Barnes, 2012-13

### DEFENSE

#### TOTAL TACKLES

- 453 - Ryan Doak (210-243), 1997-00
- 426 - Matt Pedersen (265-161), 1996-99
- 380 - Joe Anderson (99-281), 1979-82
- 358 - Andre Allen (221-137), 1991-94
- 357 - L.J. Fort (137-220), 2008-11
- 338 - Jamar Thompson (154-184), 2006-10
- 327 - Paul Wolf (195-132), 1991-94
- 303 - Reed Hunemuller (88-215), 1975-78
- 300 - William Freeney (203-97), 1989-92
- 298 - Bryce Paup (157-141), 1986-89

### UNASSISTED TACKLES

- 265 - Matt Pedersen (265-161), 1996-99
- 221 - Andre Allen (221-137), 1991-94
- 210 - Ryan Doak (210-243), 1997-00
- 203 - William Freeney (203-97), 1989-92
- 195 - Paul Wolf (195-132), 1991-94
- 187 - Peter Burns (187-105), 1989-92
- 182 - Jason McCleary (182-114), 1991-94
- 180 - Matt Mitchell (180-111), 2000-03
- 180 - Casey Tierney (180-116), 2000-03
- 172 - Brett McMakin (172-83), 2013-15

### ASSISTED TACKLES

- 281 - Joe Anderson (99-281), 1979-82
- 243 - Ryan Doak (210-243), 1997-00
- 220 - L.J. Fort (137-220), 2008-11
- 215 - Reed Hunemuller (88-215), 1975-78
- 193 - Mark Farley (76193), 1983-86
- 184 - Jamar Thompson (154-184), 2006-10
- 182 - Ed Arnold (62-182), 1977-79
- 178 - Owen Dockter (80-178), 1977-80
- 168 - John Root (106-168), 1980-82
- 164 - Mark Salz (62-164), 1979-82

### TACKLES FOR LOSS

- 43.0 - James Ruffin (34-18/213), 2005-09
- 42.5 - Isaac Ales (41-3/179), 2011-15
- 39.5 - Ben Boothby (24-31/167), 2007-11
- 37.0 - Matt Mitchell (37-0/132), 2000-03
- 35.0 - William Freeney (35-0/174), 1989-92
- 32.0 - Karter Schult (29-6/151), 2012-15**
- 30.0 - Brett McMakin (27-6/107), 2013-15
- 29.5 - Xavier Williams (23-13/120), 2010-14
- 26.5 - L.J. Fort (14-25/64), 2008-11
- 26.0 - Wes Lane (18-16/111), 2005-09

### YARDS FROM TACKLES FOR LOSS

- 213 - James Ruffin (34-18/213), 2005-09
- 179 - Isaac Ales (41-3/179), 2011-15
- 174 - William Freeney (35-0/174), 1989-92
- 167 - Ben Boothby (24-31/167), 2007-11
- 151 - Karter Schult (29-6/151), 2012-15**
- 132 - Matt Mitchell (37-0/132), 2000-03
- 121 - John Hermann (20-7/121), 2003-05
- 120 - Xavier Williams (23-13/120), 2010-14
- 111 - Wes Lane (18-16/111), 2005-09
- 107 - Brett McMakin (27-6/107), 2013-15
- 107 - Chuck Kinney (13-20/107), 2006-09

### QUARTERBACK SACKS

- 45.0 - William Freeney (45-0/201), 1989-92
- 33.0 - Matt Mitchell (33-0/170), 2000-03
- 31.0 - Andre Allen (31-0/169), 1991-94
- 29.0 - James Ruffin (21-8/160), 2005-09



## INDIVIDUAL CAREER RECORDS

- 24.0 - Kevin Hammond (24-0/156), 1992-95
- 23.0 - Ben Boothby (16-7/128), 2007-11
- 22.0 - Edward Grimes (15-7/0), 1984-85  
22.0 - Isaac Ales (21-1/115), 2011-15
- 20.0 - James Jones (20-0/97), 1987-90  
20.0 - Willie Barney (20-0/63), 1994-96

### YARDS FROM SACKS

- 201 - William Freeney (45-0/201), 1989-92
- 170 - Matt Mitchell (33-0/170), 2000-03
- 169 - Andre Allen (31-0/169), 1991-94
- 160 - James Ruffin (21-8/160), 2005-09
- 156 - Kevin Hammond (24-0/156), 1992-95
- 128 - Ben Boothby (16-7/128), 2007-11
- 116 - Karter Schult (17-3/116), 2012-15**
- 115 - Isaac Ales (21-1/115), 2011-15
- 104 - Todd Eagen (20-0/104), 1988-90
- 103 - John Hermann (14-4/103), 2003-05

### FUMBLES FORCED

- 11 - Joe O'Brien, 1981-84  
11 - Bryce Paup, 1986-89
- 10 - Brett McMakin, 2013-15
- 8 - William Freeney, 1989-92  
8 - Joe Anderson, 1979-82  
8 - Matt Mitchell, 2000-03
- 7 - Andre Allen, 1991-94  
7 - Ryan Arnold, 2001-04  
7 - Jerry Griffith, 1978-81



Bryce Paup (55), tied the school record for career fumbles forced with 11 from 1986-89. Paup has served as the UNI defensive line coach since 2013.

### FUMBLES RECOVERED

- 8 - James Jones, 1987-90
- 7 - Spencer Cowan, 1983-86  
7 - Jonathan Harrell, 2002-03
- 6 - Joe Anderson, 1979-82  
6 - De'Veon Harris, 2007-08

- 6 - Terry Leonardelli, 1975-78
- 5 - John Hermann, 2003-05  
5 - Chris Klieman, 1987-90  
5 - Marcus Easter, 1994-96  
5 - Darin Heideman, 2002-05  
5 - Joe O'Brien, 1981-84  
5 - Matt Mitchell, 2000-03  
5 - Mark Hein, 1986-89  
5 - Jerry Griffith, 1978-81

### INTERCEPTIONS

- 20 - Mike Woodley (20-243), 1970-73
- 19 - Tyree Talton (19-260), 1995-98
- 18 - Dre Dokes (18-261), 2003-06
- 15 - Bill Smith (15-199), 1966-68
- 13 - Deiondre' Hall (13-243), 2012-15
- 12 - Jason McCleary (12-169), 1991-94  
12 - Duane Petersen (12-89), 1988-91
- 11 - Chris Parsons (11-120), 2004-07  
11 - Willie Beamon (11-106), 1990-92
- 10 - Chris Klieman (10-133), 1987-90  
10 - Joseph Wallace (10-125), 1990-93  
10 - Jerry Morgan (10-112), 1959-60  
10 - Todd Harrington (10-99), 1991-94

### PASSES DEFENDED

- 51 - Willie Beamon (40 brup, 11 int), 1990-92
- 43 - Joe Fuller (34 brup, 9 int), 1982-85
- 35 - Dre Dokes (17 brup, 18 int), 2003-06
- 30 - Charles Jenkins (27 brup, 3 int), 1983-84  
30 - Makinton Dorleant (28 brup, 2 int), 2012-15  
30 - John Root (24 brup, 6 int), 1995-98
- 28 - Deiondre' Hall (15 brup, 13 int), 2012-15  
28 - Mark Farley (23 brup, 5 int), 1983-86  
28 - Tyree Talton (9 brup, 19 int), 1995-98
- 27 - Joseph Wallace (17 brup, 10 int), 1990-93  
27 - Jason McCleary (15 brup, 12 int), 1991-94

### QUARTERBACK HURRIES

- 16 - Karter Schult, 2012-15**
- 15 - Mark Farley, 1983-86
- 11 - Kevin Anderson, 1986-89  
11 - Bob Storbeck, 1984-86  
11 - Jeff Bealles, 1985-86
- 10 - Ryan Arnold, 2001-04  
10 - Joe Fuller, 1982-85
- 9 - Moses Aimable, 1984-85
- 8 - Thelonious Key, 1985-88  
8 - James Ruffin, 2005-09  
8 - Spencer Cowan, 1983-86

### BLOCKED KICKS

- 7 - Xavier Williams, 2010-14  
7 - Brent Browner, 1998-01
- 6 - Everette Pedescleaux, 2005-08
- 4 - Mike Smiley, 1979-80  
4 - Steve Meyer, 1995  
4 - Ed Stratton, 1978-80  
4 - Bryce Paup, 1986-89
- 3 - Carlos Dallis, 1999-01  
3 - Deiondre' Hall, 2012-15  
3 - Jordan Smith, 2007-11  
3 - Darrell Lloyd, 2007-08  
3 - Jamar Thompson, 2006-10



Current defensive lineman Karter Schult (93) set a new UNI record for career QB hurries, notching 16, passing current head coach Mark Farley, who held the record at 15.

#UNIFIGHT

COACHING STAFF

PLAYER PROFILES

OPPONENTS

2015 REVIEW

RECORDS



## TEAM SEASON RECORDS

### RUSHING

#### RUSHING YARDS

- 3266 (655-3266), 2015
- 2956 (616-2956), 2007
- 2877 (661-2877), 2008
- 2764 (646-2764), 2003
- 2760 (624-2760), 1976
- 2679 (618-2679), 2001
- 2632 (597-2632), 1964
- 2599 (521-2599), 2010
- 2463 (564-2463), 1977
- 2456 (641-2456), 2005

#### RUSHING ATTEMPTS

- 661 (661-2877), 2008
- 655 (655-3266), 2015
- 646 (646-2764), 2003
- 641 (641-2456), 2005
- 624 (624-2760), 1976
- 619 (619-2340), 1987
- 618 (618-2679), 2001
- 616 (616-2956), 2007
- 613 (613-1845), 1973
- 610 (610-2366), 1975

#### RUSHING TDs

- 39 - 2007
- 32 - 2008
- 32 - 2005
- 32 - 2015
- 31 - 1987
- 29 - 1988
- 28 - 2014
- 28 - 2001
- 27 - 2003
- 25 - 1991
- 25 - 1975

#### AVERAGE YARDS/RUSH

- 5.44 (443-2412), 2006
- 5.07 (409-2074), 1957
- 4.99 (521-2599), 2010
- 4.99 (655-3266), 2015
- 4.91 (424-2080), 2009
- 4.80 (616-2956), 2007
- 4.68 (439-2054), 1956
- 4.68 (444-2077), 1963
- 4.53 (497-2250), 1974
- 4.50 (364-1637), 2012

#### RUSHING YARDS/GAME

- 259.2 (8 games), 1957

- 256.8 (8 games), 1956
- 252.9 (9 games), 1961
- 251.1 (9 games), 1962
- 250.9 (11 games), 1976
- 239.3 (11 games), 1964
- 233.3 (14 games), 2015
- 230.8 (9 games), 1963
- 227.4 (13 games), 2007
- 225.2 (9 games), 1959



*In 2015, UNI rushed for a school record 3,266 yards. Tyvis Smith (32) and Aaron Bailey both rushed for over 1,000 yards, the first time in school history the Panthers have had two 1,000+ yard rushers in the same season.*

### PASSING

#### PASS ATTEMPTS

- 483 (284-483-17), 1987
- 439 (279-439-14), 1999
- 417 (203-417-12), 2014
- 394 (224-394-10), 2000
- 393 (236-393-10), 1998
- 387 (203-387-13), 1997
- 383 (259-383-8), 2005
- 374 (204-374-12), 1996
- 373 (221-373-28), 1981
- 363 (172-363-21), 1983

#### PASS COMPLETIONS

- 284 (284-483-17), 1987
- 279 (279-439-14), 1999
- 259 (259-383-8), 2005
- 243 (243-322-6), 2007
- 236 (236-393-10), 1998
- 224 (224-394-10), 2000
- 221 (221-373-28), 1981
- 211 (211-359-22), 1986
- 210 (210-356-23), 1980
- 204 (204-374-12), 1996

#### PASSING YARDS

- 3717 (279-439-14), 1999
- 3661 (284-483-17), 1987
- 3607 (204-374-12), 1996
- 3552 (259-383-8), 2005
- 3426 (211-359-22), 1986
- 3223 (172-304-9), 1995
- 3184 (224-394-10), 2000
- 3116 (193-333-15), 1993
- 3070 (171-334-13), 1990
- 3006 (180-354-15), 1992

#### PASSING TDs

- 33 - 1999
- 30 - 2000
- 29 - 1986
- 28 - 1987
- 27 - 1996
- 26 - 1995
- 25 - 2005
- 24 - 1981
- 23 - 1980
- 23 - 1992
- 23 - 2004

#### PASSES HAD INTERCEPTED

- 31 (75-232-31), 1970
- 28 (221-373-28), 1981
- 24 (78-171-24), 1960
- 23 (210-356-23), 1980
- 23 (133-299-23), 1969
- 22 (211-359-22), 1986
- 21 (172-363-21), 1983
- 20 (84-239-20), 1978
- 18 (169-335-18), 2002
- 17 (151-297-17), 1989
- 17 (154-324-17), 1968
- 17 (183-340-17), 2001
- 17 (284-483-17), 1987
- 17 (186-353-17), 1984

#### PASS COMPLETION %

- 75.5 (243-322-6), 2007
- 67.6 (259-383-8), 2005
- 67.5 (172-255-7), 2006
- 63.6 (279-439-14), 1999
- 61.6 (196-318-8), 2008
- 60.9 (67-110-16), 1964
- 60.1 (236-393-10), 1998
- 59.8 (198-331-9), 2013
- 59.5 (153-257-8), 2004
- 59.2 (221-373-28), 1981

#### PASS EFFICIENCY

- 240.9 (47-93-7), 1962
- 168.2 (243-322-6), 2007
- 167.9 (172-304-9), 1995
- 162.9 (259-383-8), 2005
- 153.3 (211-359-22), 1986
- 153.1 (279-439-14), 1999
- 153.0 (204-374-12), 1996
- 152.4 (172-255-7), 2006
- 149.8 (153-257-8), 2004
- 148.4 (193-333-15), 1993

#### AVERAGE YARDS/PASS

- 23.1 (47-98-7), 1962
- 10.6 (172-304-9), 1995
- 9.6 (204-374-12), 1996
- 9.5 (211-359-22), 1986
- 9.4 (193-333-15), 1993
- 9.3 (243-322-6), 2007
- 9.3 (259-383-8), 2005
- 9.3 (87-189-9), 1974
- 9.2 (171-334-13), 1990
- 8.9 (18-41-2), 1957

#### AVERAGE YARDS/COMPLETION

- 48.1 (47-98-7), 1962
- 20.3 (18-41-2), 1957
- 20.1 (87-189-9), 1974
- 19.3 (52-149-15), 1973
- 18.1 (172-304-9), 1995
- 18.0 (171-334-13), 1990
- 17.7 (204-374-12), 1996
- 16.1 (180-354-15), 1992
- 16.2 (211-359-22), 1986
- 16.1 (193-333-15), 1993

#### PASSING YARDS/GAME

- 337.9 (11 games), 1999
- 311.5 (11 games), 1986
- 289.5 (11 games), 2000
- 271.0 (11 games), 1998
- 264.0 (11 games), 1980
- 261.9 (11 games), 1997
- 261.5 (14 games), 1987
- 259.7 (12 games), 1993
- 257.6 (14 games), 1996
- 255.8 (12 games), 1990



# TEAM SEASON RECORDS

## TOTAL OFFENSE

### TOTAL OFFENSE YARDS

- 6008 (1024-6008), 2005
- 6001 (1102-6001), 1987
- 5945 (938-5945), 2007
- 5645 (924-5645), 1996
- 5498 (979-5498), 2008
- 5349 (963-5349), 2015
- 5235 (823-5235), 1999
- 5213 (854-5213), 1986
- 5177 (956-5177), 2014
- 5131 (943-5131), 2003

### TDs RESPONSIBLE FOR

- 88 - 1987
- 84 - 1999
- 83 - 2005
- 79 - 2000
- 77 - 2007
- 76 - 1996
- 74 - 1986
- 72 - 2008
- 71 - 1991
- 71 - 2014

### TOTAL OFFENSE/GAME

- 502.2 (9 games), 1962
- 475.9 (11 games), 1999
- 473.9 (11 games), 1986
- 457.3 (13 games), 2007
- 438.9 (11 games), 2000
- 438.8 (11 games), 1985
- 428.6 (14 games), 1987
- 425.9 (11 games), 1998
- 417.3 (11 games), 2009
- 413.9 (11 games), 1980

### TOTAL OFFENSE/PLAY

- 9.95 (277-2756), 1967
- 7.48 (604-4520), 1962
- 6.43 (698-4491), 2006
- 6.38 (719-4590), 2009
- 6.36 (823-5235), 1999
- 6.34 (938-5945), 2007
- 6.11 (924-5645), 1996
- 6.10 (854-5213), 1986
- 6.10 (791-4828), 2000
- 6.09 (695-4231), 2012

## ALL-PURPOSE

### ALL-PURPOSE YARDS

- 7464 - 2005
- 7373-1987
- 7354 - 2007
- 7202 - 2008
- 6924 - 2014
- 6856 - 2015
- 6770 - 2001
- 6642 - 1999
- 6533 - 2000
- 6475 - 2003

### ALL-PURPOSE YARDS/GAME

- 603.8 (11 games), 1999
- 593.9 (11 games), 2000
- 568.8 (11 games), 1986
- 565.7 (13 games), 2007
- 531.0 (12 games), 1993
- 526.6 (14 games), 1987
- 519.3 (11 games), 1985
- 519.0 (11 games), 1998
- 518.2 (11 games), 2009
- 517.5 (11 games), 2006

## SCORING

### TOTAL POINTS SCORED

- 469 (59 TD, 58 PAT, 18 FG), 2007
- 461 (60 TD, 56 PAT, 13 FG), 1987
- 452 (53 TD, 51 PAT, 27 FG), 2014
- 449 (58 TD, 52 PAT, 16 FG), 2005
- 438 (54 TD, 51 PAT, 19 FG), 2008
- 413 (50 TD, 47 PAT, 22 FG), 1991
- 413 (53 TD, 47 PAT, 16 FG), 2015
- 395 (49 TD, 50 PAT, 17 FG), 1996
- 382 (51 TD, 46 PAT, 10 FG), 1999
- 382 (47 TD, 43 PAT, 18 FG), 2003

### TOUCHDOWNS SCORED

- 60 (31 rush, 28 rcv, 1 ret), 1987
- 59 (39 rush, 18 rcv, 2 ret), 2007
- 58 (32 rush, 25 rcv, 1 ret), 2005
- 54 (32 rush, 18 rcv, 4 ret), 2008
- 53 (28 rush, 18 rcv, 7 ret), 2014
- 53 (32 rush, 15 rcv, 6 ret), 2015
- 51 (17 rush, 33 rcv, 1 ret), 1999
- 50 (25 rush, 21 rcv, 4 ret), 1991
- 49 (17 rush, 30 rcv, 2 ret), 2000
- 49 (22 rush, 27 rcv), 1996

## KICKING

### PAT KICKS MADE

- 57 (57-57), 2007
- 51 (51-53), 2014
- 51 (51-53), 2008
- 51 (51-53), 2005
- 50 (50-50), 1996
- 50 (50-52), 1987
- 47 (47-47), 1991
- 47 (47-50), 2015
- 46 (46-46), 2009
- 46 (46-52), 1999

### PAT KICKS ATTEMPTED

- 57 (57-57), 2007
- 53 (51-53), 2014
- 53 (51-53), 2008
- 53 (51-53), 2005
- 52 (46-52), 1999
- 52 (50-52), 1987
- 50 (47-50), 2015
- 50 (50-50), 1996
- 49 (44-49), 2000
- 47 (47-47), 1991

### PAT KICK %

- 100.0 (46-46), 2009
- 100.0 (47-47), 1991
- 100.0 (39-39), 2011
- 100.0 (15-15), 1963
- 100.0 (31-31), 1990
- 100.0 (43-43), 2012
- 100.0 (57-57), 2007
- 100.0 (50-50), 1996
- 100.0 (34-34), 2013
- 97.5 (39-40), 2006

### FIELD GOALS MADE

- 27 (27-28), 1990
- 27 (27-29), 2014
- 25 (25-28), 2002
- 22 (22-28), 1991
- 21 (21-27), 2013
- 19 (19-28), 2008
- 18 (18-20), 2011
- 18 (18-21), 2003
- 18 (18-23), 1992
- 18 (18-24), 2006
- 18 (18-25), 2001
- 18 (18-26), 2007

## FIELD GOALS ATTEMPTED

- 30 (17-30), 1984
- 29 (27-29), 2014
- 28 (19-28), 2008
- 28 (25-28), 2002
- 28 (27-28), 1990
- 28 (22-28), 1991
- 27 (17-27), 1994
- 27 (21-27), 2013
- 26 (18-26), 2007
- 25 (18-25), 2001
- 25 (15-25), 2010
- 25 (17-25), 1996

### FIELD GOAL %

- 100.0 (2-2), 1963
- 100.0 (5-5), 1966
- 96.4 (27-28), 1990
- 93.1 (27-29), 2014
- 90.0 (18-20), 2011
- 89.3 (25-28), 2002
- 88.9 (8-9), 1977
- 87.5 (7-8), 1979
- 85.7 (18-21), 2003
- 78.9 (15-19), 2009

### PUNT YARDS

- 3750 (92-3750), 2014
- 3665 (87-3665), 2015
- 3501 (85-3501), 1992
- 3000 (80-3000), 1982
- 2810 (69-2810), 1972
- 2803 (73-2803), 2003
- 2763 (71-2763), 2005
- 2762 (69-2762), 1990
- 2759 (70-2759), 1978
- 2664 (65-2664), 1983

### PUNT ATTEMPTS

- 92 (92-3750), 2014
- 87 (87-3665), 2015
- 85 (85-3501), 1992
- 80 (80-3000), 1982
- 73 (73-2803), 2003
- 73 (73-2556), 1971
- 72 (72-2630), 1989
- 72 (72-2470), 1959
- 71 (71-2542), 1979
- 71 (71-2763), 2005

#UNIFIGHT

COACHING STAFF

PLAYER PROFILES

OPPONENTS

2015 REVIEW

RECORDS



## TEAM SEASON RECORDS

### AVERAGE YARDS/PUNT

- 43.79 (39-1708), 2012
- 42.60 (48-2045), 2010
- 42.21 (48-2026), 1986
- 42.13 (87-3665), 2015
- 41.92 (52-2180), 2002
- 41.19 (85-3501), 1992
- 40.98 (65-2664), 1983
- 40.83 (48-1960), 1993
- 40.79 (47-1917), 1988
- 40.76 (92-3750), 2014

### RETURNS

#### PUNT RETURN YARDS

- 642 (50-642), 1992
- 565 (43-565), 1989
- 512 (57-512), 1984
- 470 (37-470), 2001
- 468 (45-468), 1983  
468 (40-468), 1993
- 460 (44-460), 2002
- 431 (37-431), 1999
- 410 (40-410), 1991
- 409 (36-409), 2014

#### PUNT RETURNS

- 57 (57-512), 1984
- 53 (53-304), 2003
- 50 (50-642), 1992
- 46 (46-202), 1968
- 45 (45-468), 1983
- 44 (44-460), 2002  
44 (44-391), 1985
- 43 (43-565), 1989
- 40 (40-410), 1991  
40 (40-468), 1993  
40 (40-346), 1988

#### PUNT RETURN TDs

- 4 - 1992
- 3 - 1991
- 2 - 2001  
2 - 1979  
2 - 1983  
2 - 1993  
2 - 1989
- 1 - 1974  
1 - 1984  
1 - 2010  
1 - 1958  
1 - 1999  
1 - 1972  
1 - 2005

- 2009
- 2014
- 1988
- 2004
- 2002
- 2007
- 1990
- 2015
- 1969

### AVG YARDS/PUNT RETURN

- 15.24 (17-259), 1972
- 14.57 (21-306), 2007
- 13.53 (17-320), 1958
- 13.14 (43-565), 1989
- 12.84 (50-642), 1992
- 12.70 (37-470), 2001
- 12.47 (15-187), 1957
- 11.70 (40-468), 1993
- 11.65 (37-431), 1999
- 11.36 (36-409), 2014

### KICK RETURN YARDS

- 1172 (55-1172), 2001
- 1093 (43-1093), 1993
- 1052 (40-1052), 2014
- 1045 (47-1045), 2011
- 1027 (49-1027), 2008
- 1018 (51-1018), 2005
- 1006 (52-1006), 1987
- 999 (38-999), 2012
- 988 (41-988), 2000
- 972 (42-972), 1995

### KICK RETURNS

- 55 (55-1172), 2001
- 52 (52-1006), 1987
- 51 (51-1018), 2005
- 49 (49-1027), 2008
- 47 (47-1045), 2011
- 46 (46-768), 1960  
43 (43-877), 1989  
43 (43-780), 1974  
43 (43-965), 2010  
43 (43-853), 2007  
43 (43-868), 1997  
43 (43-481), 1961  
43 (43-1093), 1993

### KICK RETURN TDs

- 2 - 2010  
2 - 1981
- 1 - 1988  
1 - 1957  
1 - 1986

- 2009
- 1979
- 2014
- 2006
- 2001
- 1976

### AVG YARDS/KICK RETURN

- 26.30 (40-1052), 2014
- 26.29 (38-999), 2012
- 25.42 (43-1093), 1993
- 24.10 (41-988), 2000
- 24.05 (38-914), 1990
- 23.79 (29-690), 1998
- 23.48 (40-939), 1988
- 23.14 (42-972), 1995
- 23.10 (30-693), 2009
- 22.94 (36-826), 1991

### INTERCEPTION RETURN YARDS

- 392 (24-392), 2008
- 390 (21-390), 1985
- 386 (17-386), 2015
- 360 (15-360), 2000
- 356 (23-356), 1989
- 311 (23-311), 1984
- 303 (27-303), 1975
- 301 (11-301), 2013  
301 (24-301), 1960
- 286 (17-286), 2014



UNI set a school record for interception returns for touchdowns in 2015, running back five. Deiondre' Hall (1) finished the season with a UNI record 2 in 2015.

### INTERCEPTION RETURN TDs

- 5 - 2015
- 4 - 1989  
4 - 2014
- 3 - 1985

- 2004
- 2013
- 1990
- 1974
- 2000
- 2012
- 2008
- 1960
- 2009

### FUMBLE RETURN YARDS

- 59 (5-59), 2014
- 46 (2-46), 2008
- 41 (2-41), 2015
- 35 (1-35), 2007
- 29 (3-29), 2013
- 23 (2-23), 2005
- 20 (3-20), 1993
- 18 (2-18), 2011
- 17 (1-17), 2012
- 15 (2-15), 2004

### FUMBLE RETURNS

- 23 (23-0), 1987
- 14 (14-0), 1969  
14 (14-0), 2001
- 5 (5-59), 2014
- 3 (3-29), 2013  
3 (3-20), 1993
- 2 (2-46), 2008  
2 (2-41), 2015  
2 (2-23), 2005  
2 (2-18), 2011  
2 (2-15), 2004  
2 (2-3), 2010

### FUMBLE RETURN TDs

- 2 - 2008
- 1 - 2011  
1 - 2014  
1 - 2012  
1 - 2007  
1 - 2013



# TEAM SEASON RECORDS

## DEFENSE

### TOTAL TACKLES

- 1240 (805-435), 1992
- 1230 (762-468), 2001
- 1213 (602-611), 1993
- 1151 (564-587), 1983
- 1139 (786-353), 1994
- 1097 (491-606), 2011
- 1091 (463-628), 2008
- 1082 (491-591), 1995
- 1076 (370-706), 1977
- 1054 (595-459), 2003

### UNASSISTED TACKLES

- 805 (805-435), 1992
- 786 (786-353), 1994
- 762 (762-468), 2001
- 636 (636-306), 2015
- 630 (630-415), 2005
- 618 (618-327), 1991
- 602 (602-611), 1993
- 595 (595-459), 2003
- 594 (594-434), 2014
- 589 (589-443), 2000

### ASSISTED TACKLES

- 706 (370-706), 1977
- 684 (360-684), 1975
- 666 (245-666), 1980
- 665 (328-665), 1982
- 661 (279-661), 1981
- 657 (244-657), 1979
- 628 (463-628), 2008
- 611 (602-611), 1993
- 606 (491-606), 2011
- 606 (425-606), 1987

### TACKLES FOR LOSS

- 119.0 (99-40/495), 2014
- 105.0 (89-32/364), 2015
- 97.0 (81-32/447), 2005
- 93.0 (64-58/338), 2008
- 83.0 (52-62/362), 2010
- 79.0 (71-16/358), 2013
- 75.0 (52-46/305), 2007
- 75.0 (53-44/245), 2011
- 73.0 (73-0/259), 2004
- 72.0 (54-36/296), 2009

### YARDS FROM TACKLES FOR LOSS

- 495 (99-40/495), 2014
- 447 (82-32/447), 2005

- 364 (89-32/364), 2015
- 362 (52-62/362), 2010
- 358 (71-16/358), 2013
- 338 (64-58/338), 2008
- 316 (64-0/316), 1992
- 305 (52-46/305), 2007
- 296 (54-36/296), 2009
- 259 (73-0/259), 2004

### QUARTERBACK SACKS

- 63.0 (43-20/0), 1984
- 58.0 (30-28/0), 1985
- 57.0 (57-0/245), 1991
- 55.0 (55-0/229), 1990
- 55.0 (47-8/310), 2014
- 48.0 (36-12/316), 2005
- 48.0 (26-22/235), 2010
- 48.0 (30-18/0), 1982
- 43.0 (43-0/228), 1995
- 43.0 (31-12/0), 1987

### YARDS FROM SACKS

- 322 (42-0/322), 1994
- 316 (36-12/316), 2005
- 310 (47-8/310), 2014
- 245 (57-0/245), 1991
- 235 (26-22/235), 2010
- 229 (55-0/229), 1990
- 228 (43-0/228), 1995
- 200 (33-10/200), 2015
- 196 (31-0/196), 1988
- 196 (31-2/196), 2013
- 196 (33-0/196), 1998



UNI had back-to-back seasons with tackle for loss totals that ranked in the top-10 all-time at UNI. The Panthers broke the record in 2014 (119.0), then notched 105.0 in 2015 to rank second.

## FUMBLES FORCED

- 27 - 1981
- 24 - 2003
- 21 - 1987
- 21 - 1980
- 19 - 2015
- 19 - 2008
- 17 - 1983
- 17 - 1990
- 16 - 1991
- 16 - 2001

## FUMBLES RECOVERED

- 22 - 1987
- 20 - 1975
- 20 - 2003
- 17 - 1990
- 16 - 2008
- 15 - 1986
- 15 - 1980
- 15 - 2005
- 14 - 1993
- 14 - 2014
- 14 - 1982
- 14 - 2001
- 14 - 1978
- 14 - 2015
- 14 - 1981

## INTERCEPTIONS

- 27 (27-303), 1975
- 24 (24-392), 2008
- 24 (24-301), 1960
- 23 (23-356), 1989
- 23 (23-311), 1984
- 23 (23-225), 1972
- 23 (23-114), 1976
- 21 (21-390), 1985
- 21 (21-250), 2007
- 21 (21-163), 1981

## PASSES DEFENDED

- 143 (120 brup, 23 int), 1984
- 98 (86 brup, 12 int), 1983
- 90 (63 brup, 27 int), 1975
- 84 (64 brup, 20 int), 1990
- 76 (76 brup), 1982
- 74 (74 brup), 1980
- 73 (50 brup, 23 int), 1989
- 71 (50 brup, 21 int), 2007
- 66 (42 brup, 24 int), 2008
- 63 (52 brup, 11 int), 1999

## QUARTERBACK HURRIES

- 66 - 1985
- 64 - 1986
- 34 - 2014
- 18 - 2015
- 16 - 2011
- 15 - 2009
- 13 - 2008
- 12 - 2010
- 11 - 2013
- 9 - 2007

## BLOCKED KICKS

- 13 - 2000
- 8 - 2008
- 7 - 2010
- 7 - 2012
- 6 - 2014
- 6 - 2001
- 6 - 1980
- 3 - 2006
- 3 - 1987
- 3 - 1990
- 3 - 1993
- 3 - 1979
- 3 - 1989
- 3 - 1975
- 3 - 2013
- 3 - 2009
- 3 - 2003
- 3 - 1984
- 3 - 2007

#UNIFIGHT

COACHING STAFF

PLAYER PROFILES

OPPONENTS

2015 REVIEW

RECORDS



## MISCELLANEOUS TEAM RECORDS

### RUSHING

#### RUSHING ATTEMPTS

Game: 79 vs. North Dakota (1951)  
Season: 661 (2008)

#### FEWEST RUSHES ALLOWED

Game: 11 vs. Western Illinois (1987)

#### NET YARDS RUSHING

Game: 636 vs. Augustana (1951)  
Season: 3,266 (2015)

#### RUSHING TOUCHDOWNS

Game: 10 vs. Augustana (1951)  
Season: 39 (2007)

#### FIRST DOWNS RUSHING

Game: 22 vs. Morgan State (1988)  
22 vs. Southern Illinois (1992)  
22 vs. Western Illinois (2007)  
Season: 163 (2007)

### PASSING

#### PASSES ATTEMPTED

Game: 69 vs. Western Illinois (1999)  
Season: 439 (1999)

#### PASSES COMPLETED

Game: 38 vs. Western Illinois (1999)  
Season: 279 (1999)

#### PASSES INTERCEPTED

Game: 7 vs. North Dakota (1970)  
7 vs. Montana State (1986)  
Season: 31 (1970)

#### NET YARDS PASSING

Game: 541 vs. Western Illinois (1999)  
Season: 3,717 (1999)

#### TDs SCORED PASSING

Game: 6 vs. McNeese State (1986)  
6 vs. Winona State (1998)  
Season: 33 (1999)

### CONSECUTIVE GAMES WITH TD PASS

22, 1998-2000 (Todd Goebbel, Ryan Helming)

### FIRST DOWNS PASSING

Game: 20 vs. Montana State (1986)  
20 vs. Southern Illinois (2003)  
Season: 157 (1999)

### MOST YARDS PASSING AS...

FR: 2,460 (Sawyer Kollmorgen, 2012)  
SO: 2,929 (Eric Sanders, 2005)  
JR: 3,469 (Ryan Helming, 1999)  
SR: 3,145 (Ryan Helming, 2000)

### TOTAL OFFENSE

#### TOTAL OFFENSE ATTEMPTS

Game: 103 vs. Western Illinois (1987)  
Season: 1,102 (1987)

#### NET YARDS TOTAL OFFENSE

Game: 726 vs. Evansville (1980)  
Season: 6,008 (2005)

#### TOTAL FIRST DOWNS

Game: 33 vs. Augustana (1977)  
33 vs. Western Illinois (1987)

### KICKING

#### CONSECUTIVE FGs MADE

Season: 21 (Brian Mitchell, 1990)  
Career: 26 (Brian Mitchell, 1990-91)

#### % FGs MADE UNDER 40 YARDS

Season: 100.0 (Brian Mitchell, 1990)  
100.0 (Scott Obermeier, 1992)  
100.0 (Brian Wingert, 2003)  
100.0 (Brian Stegall, 2003)  
100.0 (Brian Wingert, 2004)  
100.0 (Tyler Sievertsen, 2011)  
100.0 (Michael Schmadeke, 2014)

#### MOST TIMES KICKING 3-OR-MORE FGs/GAME

Season: 7 (Brian Mitchell, 1990)

#### MOST TIMES KICKING 2-OR-MORE FGs/GAME

Season: 10 (Brian Mitchell, 1990)

### SCORING

#### POINTS SCORED

Game: 82 vs. Wisconsin-Platteville (1915, 82-0)  
Season: 469 (2007, 13 games)

#### POINTS SCORED AGAINST

Game: 95 vs. Iowa State (1914, 95-0)  
Season: 357 (2005, 15 games)

#### POINTS SCORED FIRST HALF

Game: 54 vs. Indiana State (2007)

#### POINTS SCORED SECOND HALF

Game: 49 vs. Wisconsin-Whitewater (1984)

### WINS, LOSSES

#### MOST VICTORIES

Season: 12 (1992, 1996, 2007, 2008)

#### CONSECUTIVE WINS (REGULAR SEASON)

Season: 16 (1991-92)

#### CONSECUTIVE CONFERENCE WINS

Season: 31 (NCAA, Nov. 4, 1939-Oct. 8, 1949)

#### CONSECUTIVE WINS OVER AN OPPONENT

Series: 11 vs. Youngstown State (2001-10)

#### HOME WINNING STREAK (REGULAR SEASON)

29 Sept 23, 1989-Sept. 17, 1994

#### MOST LOSSES

Season: 9 (1978)

#### CONSECUTIVE LOSSES

7 1916, 1968-69

#### MOST TIES

Season: 3 (1928, 1937)



## MISCELLANEOUS TEAM RECORDS

### DEFENSE

#### FUMBLES IN A GAME

Game: 9 vs. Southern Illinois (1983)

#### FUMBLES LOST IN A GAME

Game: 9 vs. Southern Illinois (1983)

#### INTERCEPTIONS MADE

Game: 7 vs. South Dakota (1960)  
7 vs. Wisconsin-Whitewater (1975)

Season: 27 (1975)

#### MOST PUNT RETURNS

Game: 12 vs. Youngstown State (1984)

### SINGLE GAME TEAM DEFENSE

#### TACKLES FOR LOSS

- 16 vs. Northern Arizona, 11/19/05
- 15 vs. North Dakota State, 9/11/10
- 12 vs. North Dakota State, 10/5/13
- 11 vs. Youngstown State, 9/29/01
- 10 vs. Iowa State, 8/31/13  
10 vs. Drake, 9/7/13  
10 vs. Illinois State, 11/2/13  
10 vs. Missouri State, 11/16/13  
10 vs. Central State, 9/8/12  
10 vs. Southern Utah, 11/12/11  
10 vs. Southern Utah, 11/17/07  
10 vs. Prairie View A&M, 11/11/00  
10 vs. Indiana State, 11/15/97  
10 vs. Montana, 9/26/81

#### QUARTERBACK SACKS

- 11 vs. North Dakota State, 9/11/10  
11 vs. Indiana State, 11/15/97  
11 vs. Idaho State, 9/19/92  
11 vs. Northwest Missouri State, 11/16/85
- 9 vs. Morgan State, 10/5/91  
9 vs. Northern Arizona, 11/19/05
- 8 vs. Western Illinois, 10/7/89  
8 vs. Central Missouri State, 11/10/84
- 7.5 vs. Winona State, 11/21/98
- 7 vs. Eastern Washington, 11/26/05  
7 vs. Cal Poly, 11/17/01  
7 vs. Cal Poly, 10/31/00  
7 vs. Youngstown State, 10/14/00  
7 vs. Southern Illinois, 11/13/93  
7 vs. Missouri State, 11/7/87

### PASSES DEFENDED

- 22 vs. Eastern Illinois, 11/3/84
- 18 vs. Central Missouri State, 11/5/83  
18 vs. Youngstown State, 10/22/83  
18 vs. Western Illinois, 10-1-83
- 16 vs. Western Illinois, 10/2/82
- 14 vs. Truman State, 11/23/85
- 13 vs. Cal Poly, 9/28/02
- 12 vs. Cal Poly, 11/17/01
- 11 vs. Illinois State, 10/4/03  
11 vs. Cal Poly, 10/9/99  
11 vs. Northern Arizona, 11/17/90  
11 vs. Eastern Illinois, 10/11/86

### FORCED FUMBLES

- 7 vs. Wisconsin-La Crosse, 10/8/83
- 5 vs. Illinois State, 10/10/98  
5 vs. Northern Michigan, 10/3/81
- 4 vs. Montana State, 11/29/03  
4 vs. Northwestern State, 9/27/03  
4 vs. Wyoming, 9/9/93  
4 vs. Northern Arizona, 11/17/90  
4 vs. Montana State, 9/19/87  
4 vs. Delaware State, 9/28/85
- 3 vs. Illinois State, 12/6/14  
3 vs. McNeese State, 9/28/13  
3 vs. North Dakota State, 10/5/13  
3 vs. New Hampshire, 12/3/05  
3 vs. Southern Illinois, 10/2/04  
3 vs. Western Illinois, 10/25/03  
3 vs. Missouri State, 10/18/03  
3 vs. Northern Michigan, 9/6/03  
3 vs. Youngstown State, 10/19/02  
3 vs. Ball State, 9/22/01  
3 vs. Western Illinois, 11/18/00  
3 vs. Cal Poly, 10/9/99  
3 vs. McNeese State, 9/20/97  
3 vs. McNeese State, 9/28/96  
3 vs. Stephen F. Austin, 9/14/96  
3 vs. Illinois State, 10/3/92  
3 vs. Morgan State, 10/5/91  
3 vs. McNeese State, 9/7/91  
3 vs. Eastern Washington, 11/18/89  
3 vs. Eastern Illinois, 9/25/82

### MISCELLANEOUS

#### HIGHEST SCORING GAMES (BOTH TEAMS)

- 137 Coe, 1899 (L, 80-57)
- 96 Evansville, 1980 (W, 63-33)
- 95 Iowa, 1914 (L, 95-0)
- 93 McNeese State, 1986 (W, 55-38)
- 92 Eastern Illinois, 2001 (W, 49-43)
- 88 Youngstown State, 1981 (W, 45-43)
- 87 Wyoming, 1993 (L, 45-42)

- 86 Southern Utah, 1997 (W, 53-33)
- 85 Louisiana-Monroe, 1987 (L, 44-41)
- 84 Illinois State, 1997 (W, 50-34)  
84 Maine, 2001 (W, 56-28)

### VICTORY MARGINS

- 82 Wisconsin-Platteville, 1915 (82-0)
- 77 Wayne State (NE), 1988 (77-0)
- 75 Coe, 1904 (75-0)
- 71 Iowa Training, 1904 (76-5)  
71 Dubuque, 1919 (71-0)
- 66 Wisconsin-Whitewater, 1984 (73-7)
- 63 Lennox, 1910 (63-0)
- 62 Northern Michigan, 2003 (62-0)
- 59 Winona State, 1998 (66-7)  
59 South Dakota, 2009 (66-7)  
59 Central State, 2012 (59-0)

### MARGINS OF DEFEAT

- 95 Iowa, 1914 (95-0)
- 68 Iowa, 1900 (68-0)
- 66 Iowa, 1997 (66-0)
- 58 North Dakota State, 1977 (58-0)  
58 Iowa, 1902 (63-5)
- 56 Upper Iowa, 1900 (68-12)
- 52 Iowa State, 1902 (52-0)
- 50 Drake, 1900 (50-0)
- 49 Coe, 1918 (52-3)  
49 Pittsburgh, 1988 (59-10)

### UNI-DOME ATTENDANCE MARKS (SINCE 1976)

- 17,190 vs. Southern Illinois, 2009
- 17,074 vs. Southern Illinois, 2007
- 16,890 vs. Indiana State, 2011
- 16,624 vs. Indiana State, 2007
- 16,324 vs. Missouri State, 1990  
16,324 vs. Idaho, 1992  
16,324 vs. Missouri State, 1992  
16,324 vs. Southern Illinois, 1993  
16,324 vs. McNeese State, 1994  
16,324 vs. Illinois State, 1994  
16,324 vs. Idaho, 1995

### ROAD ATTENDANCE MARKS

- 79,568 at Wisconsin, 2012
- 70,585 at Iowa, 2005  
70,585 at Iowa, 2009  
70,585 at Iowa, 2012
- 70,397 at Iowa, 1995
- 66,805 at Iowa, 2014
- 66,325 at Iowa, 1997
- 64,108 at Brigham Young, 2008
- 61,500 at Iowa State, 2015
- 56,800 at Iowa State, 2013

#UNIFIGHT

COACHING STAFF

PLAYER PROFILES

OPPONENTS

2015 REVIEW

RECORDS



## POST-SEASON RECORDS

### INDIVIDUAL

#### RUSHING

Game: 220 yards, Corey Lewis vs. New Hampshire, 2007  
 Longest: 69 yards, Aaron Bailey at Portland State, 2015  
 Longest TD: 69 yards, Aaron Bailey at Portland State, 2015

#### PASSING

Attempts: 62, Mike Smith vs. Louisiana-Monroe, 1987  
 Completed: 37, Mike Smith vs. Louisiana-Monroe, 1987  
 Intercepted: 6, Jay Johnson vs. Boise State, 1990  
 Yards: 418, Mike Smith vs. Louisiana-Monroe, 1987  
 Longest: 78 yards, Mike Smith vs. Arkansas State, 1987  
 Longest TD: 78, Mike Smith vs. Arkansas State, 1987

#### RECEIVING

Receptions: 12, Wes Anderson vs. Louisiana-Monroe, 1987  
 Longest: 78 yards, Wes Anderson vs. Arkansas State, 1987  
 Longest TD: 78 yards, Wes Anderson vs. Arkansas State, 1987  
 Yards: 160, Patrick Hunter vs. Texas State, 2005  
 TD Catches: 3, Sherrrod Howard vs. Louisiana-Monroe, 1987  
 3, Alonzo Clayton vs. Murray State, 1995



Aaron Bailey (15) scored a 69-yard rushing touchdown in UNI's playoff win over Portland State in 2015, the longest rushing TD of the season and in UNI's playoff history.

### SCORING

TDs: 4, Adam Bengé vs. Eastern Illinois, 2001  
 4, David Johnson vs. Stephen F. Austin, 2014  
 PAT Attempts: 6, MacKenzie Hoambrecker vs. Eastern Illinois, Maine, 2001  
 PAT Made: 6, MacNenzie Hoambrecker vs. Eastern Illinois, Maine, 2001

#### TOTAL OFFENSE

Yards: 410, Mike Smith vs. Louisiana-Monroe, 1987

#### MISCELLANEOUS

Longest KO Return: 97, Tyree Talton vs. Eastern Illinois, 1996  
 Longest Punt Return: 58, Alonzo Clayton vs. Marshall, 1996  
 Passes Intercepted: 2, Bruce Montgomery Pecan Bowl, 1964  
 2, Todd Harrington vs. Boston, 1993  
 Longest Int. Return: 47, Ken Harris vs. Maine, 2001

### TEAM

#### RUSHING

Attempts: 71, Pecan Bowl, 1964  
 Yards: 401 at Portland State, 2015

#### PASSING

Attempts: 62 vs. Louisiana-Monroe, 1987  
 Completions: 37 vs. Louisiana-Monroe, 1987  
 Intercepted: 6 vs. Boise State, 1990  
 Yards: 418 vs. Louisiana-Monroe, 1987  
 TDs: 6 vs. Louisiana-Monroe, 1987

#### TOTAL OFFENSE

Plays: 60 vs. Eastern Illinois, 1996  
 Yards: 570 vs. New Hampshire, 2007  
 Margin of Victory: 36 pts vs. Eastern Illinois, 2015

### OPPONENTS

#### RUSHING

Plays: 60 vs. Eastern Illinois, 1996  
 Yards: 457 vs. Wofford, 2011  
 TDs: 5 vs. Montana, 2001  
 Longest TD: 70 vs. Georgia Southern, 1985

#### PASSING

Attempts: 51 vs. Montana, 1994  
 51 vs. Murray State, 1995  
 Completed: 38 vs. Montana, 1994  
 Intercepted: 4 vs. McNeese State, 1992  
 4 vs. Maine, 2008  
 Yards: 436 vs. Montana, 1994  
 TDs: 5 vs. William & Mary, 1996  
 5 vs. Eastern Illinois, 2001  
 Longest TD: 80, Pecan Bowl, 1964

#### TOTAL OFFENSE

Plays: 96 vs. New Hampshire, 2005  
 Yards: 631 vs. New Hampshire, 2005

#### RUSHING - LEAST AGAINST UNI

Plays: 21 vs. Montana State, 2003  
 Yards: 18 vs. Montana, 1994

#### PASSING - LEAST AGAINST UNI

Attempts: 6 vs. Georgia Southern 1985  
 Completed: 2 vs. Georgia Southern, 1985  
 Intercepted: 0  
 TDs: 0

#### TOTAL OFFENSE - LEAST AGAINST UNI

Plays: 50, Pecan Bowl, 1964  
 Yards: 164 vs. Western Kentucky, 1975

#### SCORING

Most Points: 53 vs. Eastern Illinois, 2015  
 Least Points: 7 vs. McNeese State, 1992



## POST-SEASON HISTORY

### PRE-FCS ERA

Yr.	Date	Bowl	Opponent	Result	Site	Coach
1960	Nov. 26	Mineral Water	Hillsdale College	L, 17-6	Excelsior Springs, Mo.	Stan Sheriff
1964	Dec. 12	Pecan Bowl	Lamar Tech	W, 19-17	Abilene, Texas	Stan Sheriff
1975	Nov. 29	NCAA II 1st Round	Western Kentucky	L, 14-12	Cedar Falls, Iowa	Stan Sheriff

### NCAA/FCS

Yr.	Date	UNI Seed	Opponent	Result	Site	Attend.	Coach
1985	Dec. 7	4	Eastern Washington	W, 17-14	Cedar Falls, Iowa	6,220	Darrell Mudra
1985	Dec. 14	4	Georgia Southern	L, 40-33	Cedar Falls, Iowa	12,300	Darrell Mudra
1987	Nov. 28	3	Youngstown State	W, 31-28	Cedar Falls, Iowa	3,887	Darrell Mudra
1987	Dec. 5	3	Arkansas State	W, 49-28	Cedar Falls, Iowa	6,100	Darrell Mudra
1987	Dec. 12	3	Northeast Louisiana	L, 44-41 OT	Monroe, La.	14,443	Darrell Mudra
1990	Nov. 24	11	Boise State	L, 20-3	Boise, Idaho	11,691	Terry Allen
1991	Nov. 30	3	Weber State	W, 38-21	Cedar Falls, Iowa	8,723	Terry Allen
1991	Dec. 7	3	Marshall	L, 41-13	Huntington, W. Va.	16,889	Terry Allen
1992	Nov. 28	3	Eastern Washington	W, 17-14	Cedar Falls, Iowa	13,149	Terry Allen
1992	Dec. 5	3	McNeese State	W, 29-7	Cedar Falls, Iowa	13,375	Terry Allen
1992	Dec. 12	3	Youngstown State	L, 19-7	Cedar Falls, Iowa	14,682	Terry Allen
1993	Nov. 27	13	Boston University	L, 27-21 OT	Boston, Mass.	6,882	Terry Allen
1994	Nov. 28	11	Montana	L, 23-20	Missoula, Mont.	7,958	Terry Allen
1995	Nov. 25	16	Murray State	W, 35-34	Murray, Ky.	7,633	Terry Allen
1995	Dec. 3	16	Marshall	L, 41-24	Huntington, W. Va.	14,472	Terry Allen
1996	Nov. 30	3	Eastern Illinois	W, 21-14	Cedar Falls, Iowa	10,402	Terry Allen
1996	Dec. 7	3	William & Mary	W, 38-35	Cedar Falls, Iowa	10,796	Terry Allen
1996	Dec. 14	3	Marshall	L, 31-14	Huntington, W. Va.	14,414	Terry Allen
2001	Dec. 1	-	Eastern Illinois	W, 49-43	Charleston, Ill.	6,824	Mark Farley
2001	Dec. 8	-	Maine	W, 56-28	Cedar Falls, Iowa	9,525	Mark Farley
2001	Dec. 15	-	Montana	L, 38-0	Missoula, Mont.	18,848	Mark Farley
2003	Nov. 29	-	Montana State	W, 35-14	Cedar Falls, Iowa	10,165	Mark Farley
2003	Dec. 2	-	Delaware	L, 37-7	Newark, Del.	11,881	Mark Farley
2005	Nov. 26	-	Eastern Washington	W, 41-38	Cedar Falls, Iowa	7,746	Mark Farley
2005	Dec. 3	-	New Hampshire	W, 24-21	Durham, N.H.	8,448	Mark Farley
2005	Dec. 9	-	Texas State	W, 40-37 OT	San Marcos, Texas	15,712	Mark Farley
2005	Dec. 16	-	Appalachian State	L, 21-16	Chattanooga, Tenn.	20,236	Mark Farley
2007	Nov. 24	1	New Hampshire	W, 38-35	Cedar Falls, Iowa	16,015	Mark Farley
2007	Dec. 1	1	Delaware	L, 39-27	Cedar Falls, Iowa	15,803	Mark Farley
2008	Nov. 29	3	Maine	W, 40-15	Cedar Falls, Iowa	8,477	Mark Farley
2008	Dec. 6	3	New Hampshire	W, 36-34	Cedar Falls, Iowa	9,055	Mark Farley
2008	Dec. 13	3	Richmond	L, 21-20	Cedar Falls, Iowa	12,062	Mark Farley
2010	Nov. 27	-	Lehigh	L, 14-7	Cedar Falls, Iowa	5,990	Mark Farley
2011	Dec. 3	5	Wofford	W, 28-21	Cedar Falls, Iowa	6,915	Mark Farley
2011	Dec. 9	5	Montana	L, 48-10	Missoula, Mont.	23,049	Mark Farley
2014	Nov. 29	-	Stephen F. Austin	W, 44-10	Cedar Falls, Iowa	10,307	Mark Farley
2014	Dec. 6	-	Illinois State	L, 41-21	Normal, Ill.	5,575	Mark Farley
2015	Nov. 28	-	Eastern Illinois	W, 53-17	Cedar Falls, Iowa	7,062	Mark Farley
2015	Dec. 5	-	Portland State	W, 29-17	Portland, Ore.	8,022	Mark Farley
2015	Dec. 12	-	North Dakota State	L, 23-13	Fargo, N.D.	18,954	Mark Farley

Overall Record (FCS): 23-20 (22-18) | Seasons in Post-Season Play (FCS): 21 (18) | Post-Season Record in the UNI-Dome: 17-5  
 Post-Season Coaching Records: Stan Sheriff (1-2), Darrell Mudra (3-2), Terry Allen (6-7), Mark Farley (13-9)

#UNIFIGHT

COACHING STAFF

PLAYER PROFILES

OPPONENTS

2015 REVIEW

RECORDS



## POST-SEASON GAME RECAPS

### 2015

#### Quarterfinal at North Dakota State

Dec. 12, 2015 | Fargo, N.D.  
Attendance: 18,041

UNI	7	3	0	3	13
NDSU	7	0	7	9	23

**Highlights:** UNI fell to eventual FCS champions North Dakota State in the quarterfinals of the FCS playoffs, 23-13. The Panthers made it a one-score game with less than five minutes to play in the fourth quarter after Michael Schmadeke converted on a 23-yard field goal, but NDSU was able to get a safety on the first play of the UNI offensive drive, making it a two-possession game and too much for the Panthers to make up. Aaron Bailey finished the game 10-16-0 for 101 yards and a touchdown, adding 33 yards on the ground. Tyvis Smith had 16 carries for 58 yards while Daurice Fountain led the Panthers in receiving with two catches for 38 yards. On defense, Brett McMakin racked up a team-high 12 tackles with Jared Farley adding 10 tackles, 1.5 sacks and 2.5 tackles for loss along with a key fumble recovery.

#### 2nd Round at Portland State

Dec. 5, 2015 | Portland, Ore.  
Attendance: 8,022

UNI	7	9	0	13	29
PSU	0	3	7	7	17

**Highlights:** The Panthers picked up a decisive 29-17 win over No. 5 Portland State, advancing to the quarterfinals of the FCS Playoffs for the 13th time in program history. UNI finished the game with two rushers with over 200 yards on the ground, totaling 401 as a team, a school record for rushing yards in a playoff game. Tyvis Smith rushed for a career-high 207 yards, adding two touchdowns while Aaron Bailey threw in 200 yards on the ground and two more rushing scores. On defense, Jared Farley notched a game-high 12 tackles, also grabbing a key interception. Brett McMakin had UNI's second interception of the game, also racking up 10 tackles, one sack and two tackles for loss. Isaac Ales also turned in a strong performance after moving to defensive tackle, recording eight tackles, one sack and two tackles for a loss of nine yards.

#### 1st Round vs. Eastern Illinois

Nov. 28, 2015 | Cedar Falls, Iowa  
Attendance: 7,062

EIU	7	0	10	0	17
UNI	0	23	20	10	53

**Highlights:** UNI posted a 53-17 win over No. 24 Eastern Illinois, earning a spot in the second round of the FCS Playoffs for the second consecutive season. Aaron Bailey finished the game with 162 yards through the air and a career-high three passing touchdowns. Tyvis Smith rushed

for 147 yards and a touchdown, which was his third consecutive game with 100 or more yards. Charles Brown and Daurice Fountain brought in three combined receiving touchdowns, with Fountain grabbing two catches for 73 yards and two touchdowns. On the defensive side of the ball, UNI was led by Makinton Dorleant, who finished with six solo tackles, an interception and a key forced fumble. Isaac Ales and Jared Farley both chipped in six tackles each, with Brett McMakin adding five and a forced fumble.

### 2014

#### 2nd Round at Illinois State

Dec. 6, 2014 | Normal, Ill.  
Attendance: 5,575

UNI	0	0	7	14	21
ILS	14	10	10	7	41

**Highlights:** UNI scored 21 second half points to rally against the Illinois State, but unfortunately couldn't close the gap, falling 41-21. UNI scored two fourth quarter touchdowns to cut the Illinois State lead to 13 points, but Illinois State was able to score off a 36-yard pass with 2:04 left in the game to seal the Redbird win. Sawyer Kollmorgen finished the game 18-31-1 for 234 yards and a touchdown. UNI had eight different players record catches against the Redbirds, with senior Brett LeMaster leading the way with 55 yards and a scoring play. Jake Farley led with 13 tackles and two forced fumbles.

#### 1st Round vs. Stephen F. Austin

Nov. 29, 2014 | Cedar Falls, Iowa  
Attendance: 10,307

SFA	0	7	0	3	10
UNI	23	7	7	7	44

**Highlights:** UNI was dominant in the first round of the 2014 FCS Playoffs, defeating the Stephen F. Austin Lumberjacks 44-10. David Johnson led the Panthers with 23 carries for 152 rushing yards and three rushing touchdowns. He also added two catches for 84 yards and a touchdown. Brion Carnes finished with 205 passing yards and a touchdown. Deiondre' Hall finished with a career-high 11 tackles along with his fourth interception of the season while Jake Farley added 11 tackles and two quarterback hurries. The Panthers jumped out to a quick start when Johnson took the first hand off of the game to the end zone for a 73-yard touchdown. The drive only took 12 seconds to make it 7-0.

### 2011

#### Quarterfinals at Montana

Dec. 9, 2011 | Missoula, Mt.  
Attendance: 23,049

UM	7	21	7	13	48
UNI	7	3	0	0	10

**Highlights:** The No. 2 ranked and No. 5 seeded UNI football team saw their season end at the hands of No. 2 seeded Montana in the quarterfinals, dropping the contest to the grizzlies, 48-10. UNI got on the scoreboard first with a 27-yard pass from Tirrell Rennie to Jarred Herring in the first quarter. Montana answered with 14-straight points to take the lead for good. UNI tacked on a 21-yard field goal from sophomore Tyler Sievertsen with 8:22 left to go in the second quarter, but that was all the scoring the Panthers could manage on the night. Montana reeled off 34-unanswered points to seal the victory. *\*Montana's win was later vacated due to NCAA rule violations.*

#### 2nd Round vs. Wofford

Dec. 3, 2011 | Cedar Falls, Iowa  
Attendance: 6,915

WOF	7	7	0	7	21
UNI	7	0	7	14	28

**Highlights:** The UNI football team topped the Wofford Terriers in the second round of the 2011 FCS Playoffs, 28-21. The Panthers jumped out to the early 7-0 lead on a 23-yard strike from Tirrell Rennie to Jarred Herring early in the first. Wofford answered with 14-unanswered points to take the lead into halftime, 14-7. UNI tied it up at 14-all with Rennie and Herring's second touchdown pass and catch early in the third quarter. The Panthers took the lead for good on a one-yard touchdown run by freshman running back David Johnson with 14:56 left in the contest. On the ensuing kickoff UNI capitalized on a Terrier mistake. Wofford fumbled the ball in their own end-zone without attempting to kneel or run it out and the ball was recovered by UNI sophomore Phil Wright. The score proved to be the deciding factor in the game as Wofford could only score seven points the rest of the way.

### 2010

#### 1st Round vs. Lehigh

Nov. 27, 2010 | Cedar Falls, Iowa  
Attendance: 5,990

Lehigh	0	0	14	0	14
UNI	7	0	0	0	7

**Highlights:** The Lehigh University Mountain Hawks topped the UNI Panthers in the first round of the 2010 FCS Playoffs, 14-7. The Mountain Hawks trailed 7-0 at the half but scored a pair of third-quarter touchdowns. UNI's only score of the day came on a 17-yard touchdown run by

18 FCS PLAYOFF APPEARANCES | 7 TRIPS TO THE FCS SEMIFINALS | 16 MVFC CHAMPIONSHIPS | 79 WINS OVER TOP-25 OPPONENTS



## POST-SEASON GAME RECAPS

### 2010 vs. Lehigh Cont.

quarterback Tirrell Rennie. Lehigh's first score of the game came on a 62-yard pass play from Chris Lum to Jake Drwal with 10:08 left in the third quarter. The Mountain Hawks then took the lead for good on a 28-yard scoring strike from Lum to Ryan Spadola with 2:07 left in the third quarter. UNI had multiple chances in the fourth quarter to cut into the Lehigh lead but Billy Hallgren had a 26-yard field goal blocked with 13:02 left in the final quarter and he missed a 31-yarder wide right with 3:31 left in the contest. Hallgren also missed a 44-yard attempt with 11:57 left in the third quarter.

### 2008

#### Semifinals vs. Richmond

Dec. 13, 2008 | Cedar Falls, Iowa  
Attendance: 12,062

RU	0	7	0	14	21
UNI	3	0	17	0	20

**Highlights:** Richmond scored on a 13-yard touchdown strike from Eric Ward to Joe Stewart with 14 seconds left in the game to seal a 21-20 win over the University of Northern Iowa in the semifinals of the Football Championship Subdivision playoffs. Coming out of halftime trailing 7-3, the Panther defense forced a three-and-out for the Spiders and the Panthers got the ball on their own 32-yard line. Pat Grace connected with Ryan Mahaffey for a fouryard touchdown pass to put the Panthers back on top, 10-7. On the Spiders ensuing possession, Jamar Thompson forced a fumble and De'Veon Harris recovered and returned it to the Richmond 16-yard line. Derrick Law carried the Panthers to the Spider 10-yard line and on the following play Grace found Jerred Herring in the end zone on a 10-yard touchdown pass. Richmond pulled to within six points early in the fourth quarter. Then after holding UNI to a three-and-out with just under two minutes to play, the Spiders took over on their own 38 and eventually drove 62 yards on nine plays capped off by a 13-yard pass from Ward to Stewart to knot the score at 20-20. The Spiders added the PAT to win the game and advance to the national title game where Richmond disposed of Montana, 24-7.

#### Quarterfinals vs. New Hampshire

Dec. 6, 2008 | Cedar Falls, Iowa  
Attendance: 9,055

NH	7	20	0	7	34
UNI	12	14	10	0	36

**Highlights:** UNI held on for a thrilling 36-34 victory over New Hampshire in the quarterfinals of the FCS playoffs. Terrell McMoore gave the Panthers the lead for good when he returned an interception 36 yards for a touchdown to give the Panthers a 36-27 advantage with 2:26 left in the third quarter. New Hampshire closed the gap to

36-34 at the 12:20 mark of the fourth quarter on a one-yard rush by Robert Simpson. After the Wildcats began their next drive at their own 14-yard line. De'Veon Harris halted the Wildcats comeback attempt by intercepting a pass at the UNI 44-yard line. The Wildcat defense forced a three-and-out, and UNH got the ball back with 3:25 left in the fourth quarter. A sack by James Ruffin set up a fourth-and-nine for the Wildcats on the UNH 38-yard line, but UNH's next pass play was incomplete and the Panthers held on for the win.

#### 2nd Round vs. Maine

Nov. 29, 2008 | Cedar Falls, Iowa  
Attendance: 8,477

Maine	0	7	0	8	15
UNI	7	16	3	14	40

**Highlights:** The No. 3-seeded University of Northern Iowa football squad advanced to the NCAA Football Championship Subdivision playoff quarterfinals with a 40-15 victory over No. 20-ranked Maine in the UNI-Dome. The victory was the Panthers' ninth-straight win and seventh consecutive first-round playoff victory. Freshman wide receiver Jarred Herring caught a pair of touchdown passes, and senior running back Corey Lewis became the school's all-time leading rusher in the triumph over the Black Bears. Coming into the game, Herring had compiled 115 yards receiving with one touchdown. After the victory, Herring boasted a game-high 102 yards receiving with two key touchdown receptions of 42 and 55 yards. It was an historic day for Lewis. Lewis became the program's all-time leading rusher, breaking Jeff Stovall's record of 3,835 career yards.

### 2007

#### Quarterfinals vs. Delaware

Dec. 1, 2007 | Cedar Falls, Iowa  
Attendance: 15,803

DU	0	19	10	10	39
UNI	10	3	7	7	27

**Highlights:** The top-ranked and top-seeded University of Northern Iowa football team saw its run through the NCAA FCS Playoffs halted in the quarterfinals as 13th-ranked Delaware held off the Panthers for a 39-27 win in the UNI-Dome. The Fighting' Blue Hens (10-3) rode an outstanding effort by quarterback Joe Flacco and benefitted from a pair of momentum-swinging fumble recoveries to deliver UNI's only loss of the year. Trailing by 12 with 8:03 left in the game, the Panther offense took the field and began its attempt at a comeback. UNI senior quarterback Eric Sanders, who entered the game with 12 career fourth quarter or overtime rallies under his belt, led the Panthers on a 2-minute, 51-second drive that saw tight end Austin Howard haul in a 4-yard pass in the back of the end zone to cut Delaware's lead

to 32-27. The Panthers' drive left just 5:12 on the clock, with Delaware's offensive unit proceeding to consume most of that remaining time on a 55-yard drive that saw Flacco dive in from 1 yard out for the game-icing touchdown. The score returned Delaware's lead to 12 points and left Sanders and the Panthers with just 41 seconds in which to work. A week after claiming a win over New Hampshire with just seven seconds left, the Panthers were unable to conjure up another miraculous rally.

#### 2nd Round vs. New Hampshire

Nov. 24, 2007 | Cedar Falls, Iowa  
Attendance: 16,015

NH	7	7	7	14	35
UNI	7	7	10	14	38

**Highlights:** Senior quarterback Eric Sanders found Montari Leonard for a 24-yard touchdown pass with just seven seconds left on the clock to lift the No. 1-seeded UNI football team to a 38-35 win over New Hampshire in the opening round of the FCS Playoffs at the UNI-Dome. The touchdown connection capped a Panther rally that saw the UNI offense cover 71 yards in the game's final 71 seconds to overcome a four-point edge held by the Wildcats. The fate of UNI's season fell on the shoulders of its offensive unit after NH marched 75 yards for the go-ahead score. Chad Kackert's 15-yard touchdown run gave the Wildcats a 35-31 lead with 1:11 to play and set the stage for the Panthers' dramatic comeback.

### 2005

#### National Championship vs. Appalachian State

Dec. 16, 2005 | Chattanooga, Tenn.  
Attendance: 20,236

UNI	6	10	0	0	16
ASU	0	7	7	7	21

**Highlights:** The University of Northern Iowa football team's 2005 journey was filled with last second heroics and nail-biting finishes. The 2005 NCAA FCS national championship game was no different. The Panthers would not have it any other way. Unfortunately in UNI's first national title game appearance, the Appalachian State University Mountaineers scored a 21-16 victory. UNI broke into the scoring column first on a career-best 50-yard field goal from junior Brian Wingert. The Panthers took the opening drive of the game and moved the ball 41 yards in nine plays but the drive stalled and Wingert drilled the three-pointer. The Panthers forced the first turnover of the game on the ensuing kickoff. UNI red-shirt freshman Corey Lewis recovered the loose ball to set up the Panthers at the Appalachian State 24-yard line. UNI was unable to punch it in the end zone was able to tack on three more points via Wingert's foot. The Mountaineers took their first lead of the game early in the second quarter on a five-yard touchdown run from

#UNIFIGHT

COACHING STAFF

PLAYER PROFILES

OPPONENTS

2015 REVIEW

RECORDS



## POST-SEASON GAME RECAPS

(2005 vs. Appalachian State Cont.)

sophomore running back Kevin Richardson. UNI senior safety Tanner Varner turned the tables on the Mountaineers with an interception midway through the second quarter. Varner stepped in front of a Trey Elder pass to put the Panthers in position to retake the lead. Senior running back David Horne did just that when he scored from two yards out with 8:20 left in the second quarter. The Panther defense came up big again late in the second quarter. Senior linebacker Darin Heideman forced a fumble and junior safety Matt Tharp jumped on the ball to give the Panthers another short field. The UNI offense threatened to add another touchdown before the half the Appalachian State defense held and forced a Wingert field goal. Appalachian State broke through in the second half with a one-yard touchdown run by Richardson to trim the UNI lead to 16-14 with 6:05 to go in the third quarter. The majority of the third and fourth quarters were dominated by both defenses and then the Mountaineer defense made a game-changing play. Appalachian State's Jason Hunter scooped up a fumble by UNI sophomore quarterback Eric Sanders and took it 15 yards for a touchdown to give the Mountaineers a 21-16 lead with 9:14 left in the game.

### Semifinals at Texas State

Dec. 9, 2005 | San Marcos, Texas  
Attendance: 15,712

<b>UNI</b>	<b>14</b>	<b>9</b>	<b>6</b>	<b>8</b>	<b>3</b>	<b>40</b>
<b>TSU</b>	<b>0</b>	<b>17</b>	<b>13</b>	<b>7</b>	<b>0</b>	<b>37</b>

**Highlights:** UNI advanced to its first-ever national championship game with a 40-37 overtime win at No. 4-ranked Texas State. For the third straight week kicker Brian Wingert provided the winning margin, this time with a 25-yard field goal in overtime. Sophomore Eric Sanders put on an offensive show as he completed his first nine passes for 200 yards and three touchdowns. Sanders passed for a career-high 417 yards and tied a career-best with 24 completions. UNI was able to force the overtime by driving 72 yards in 10 plays with senior David Horne capping the drive with a four-yard run with 1:27 left in the game. Sanders then connected with senior wide receiver Justin Surrency for the two-point conversion that knotted the game at 37-37. Inexplicably, Texas State head coach David Bailiff told his squad to take a knee and the final 1:16 went off the clock without even an attempt to move the ball down the field. Texas State had all three timeouts and seemed happy with its chances in overtime. Wingert's three-pointer gave the Panthers a 40-37 in overtime. The Panther defense clinched the victory when Todd Tharp intercepted a Barrick Nealy pass in overtime to set off a wild Panther celebration.

### Quarterfinals at New Hampshire

Dec. 3, 2005 | Durham, N.H.  
Attendance: 8,448

<b>UNI</b>	<b>7</b>	<b>14</b>	<b>0</b>	<b>3</b>	<b>24</b>
<b>NH</b>	<b>0</b>	<b>14</b>	<b>7</b>	<b>0</b>	<b>21</b>

**Highlights:** UNI hung on for a thrilling 24-21 victory over No. 1-ranked New Hampshire in the FCS quarterfinals. It was the first road win in the quarterfinals in UNI's playoff history. UNI jumped out to a commanding 21-0 lead only 23 minutes into the game, but needed a 22-yard field goal from Brian Wingert at the 11:50 mark of the fourth quarter for the winning margin. Turnovers and fourth-down conversions played a big role in the contest as UNH fumbled the ball to UNI three times and the Wildcats finished 1-for-7 on fourth down conversions.

### 2nd Round vs. Eastern Washington

Nov. 26, 2005 | Cedar Falls, Iowa  
Attendance: 7,746

<b>EWU</b>	<b>7</b>	<b>14</b>	<b>10</b>	<b>7</b>	<b>38</b>
<b>UNI</b>	<b>14</b>	<b>10</b>	<b>0</b>	<b>17</b>	<b>41</b>

**Highlights:** UNI advanced to the quarterfinals with a dramatic 41-38 win over No. 15-ranked Eastern Washington. Eastern Washington scored first but the UNI took its first lead of the game after a pair of one-yard touchdown runs by David Horne. EWU battled back behind the arm of Walter Payton Award winner Erik Meyer and took a 21-17 lead late in the second quarter. But again the Panthers responded – this time an Eric Sanders-to-Justin Surrency touchdown pass gave UNI a 24-21 halftime lead. The Eagles took control of the game in the third quarter with a touchdown and field goal and appeared to lock the game away in the fourth quarter with another touchdown to give them a 38-24 lead. However, the Panthers would rally behind the arm of Sanders and feet of Horne to tie the game at 38-38. EWU could not move the ball and punted the ball back to the Panthers with 3:43 remaining in the fourth quarter. The Panthers drove 55 yards with help from a 28-yard sprint by Horne to set up the gamewinning 31-yard field goal by Brian Wingert to win it with 51 seconds left in the game.

## 2003

### Quarterfinals at Delaware

Dec. 2, 2003 | Newark, Del.  
Attendance: 11,881

<b>UNI</b>	<b>0</b>	<b>7</b>	<b>0</b>	<b>0</b>	<b>7</b>
<b>DU</b>	<b>17</b>	<b>0</b>	<b>10</b>	<b>10</b>	<b>37</b>

**Highlights:** UNI's season came to a close at third-ranked and second-seeded Delaware. The first major snow storm of the season snarled travel plans on the East Coast, delaying the Panthers' departure on Friday and forcing the team charter to fly into Baltimore, Mary., followed by over

an hour bus ride to Newark. The game's kickoff was delayed by half an hour, allowing UD staff to clear snow off the field. Though it stopped snowing prior to kickoff, a stiff wind caused havoc in the kicking and passing games. To make matters worse, UNI quarterback Tom Petrie was suffering from the flu and with a high temperature. The Panthers fell behind 17-0 with 4:42 left in the first quarter. The Blue Hens scored on a two-yard run with 9:17 left. Following a blocked UNI punt that was returned to UNI's nine yard line, and a pass interference call in the end zone, UD went up 14-0 on a three-yard run at the 6:24 mark. Benny Sapp fumbled the ball on the ensuing kickoff return, eventually resulting in a UD 24-yard field goal. The Panthers got back in the game when Petrie scored on a one-yard run with 13:50 left in the half. The score followed a Blue Hen fumble recovered by Kevin Stensrud on the UD 49. UNI had a chance to pull within 17-14 or 17-10 with just 4:09 remaining, but Petrie's pass to Marlus Mays was intercepted on the two yard line, and the Panthers never really threatened after that.

### 2nd Round vs. Montana State

Nov. 29, 2003 | Cedar Falls, Iowa  
Attendance: 10,165

<b>MSU</b>	<b>0</b>	<b>7</b>	<b>7</b>	<b>0</b>	<b>14</b>
<b>UNI</b>	<b>3</b>	<b>11</b>	<b>14</b>	<b>7</b>	<b>35</b>

**Highlights:** UNI advanced to the quarterfinal game after defeating No. 24-ranked Montana State. The game was tied at 14 with 12:04 left in the third quarter before the Panthers scored 21 unanswered points to secure the win. UNI drew first blood with nine minutes left in the first quarter on a 27-yard field goal by Brian Wingert. His career-long 49-yarder with 14:55 left in the half gave UNI a 6-0 lead. MSU's Scott Turnquist scored on a 13-yard pass from Travis Lulay with 10:24 left in the half for the Bobcats' only lead, and the Panthers took the 14-7 lead at intermission when tight end Andy Thorn scored on a two-yard end-around. Lulay's 11-yard run tied the game at 14. UNI's Eddie Galles began the Panthers' march to victory with a 75-yard TD reception from Tom Petrie with 8:25 left in the third period. Terrance Freaney scored on two one-yard runs to seal the win, the first with 4:42 left in the third quarter, and the last with 6:49 left in the game. After gaining just 196 yards in the first two quarters, the Panthers ended the night with 467 yards.



## POST-SEASON GAME RECAPS

### 2001

#### Semifinals at Montana

Dec. 15, 2001 | Missoula, Mt.

Attendance: 18,848

UNI	0	0	0	0	0
UM	17	14	7	0	38

**Highlights:** UNI ran into a buzz saw at No.1 Montana. The Grizzlies went up 3-0 on a 36-yard field goal with 9:03 left in the first quarter after the Panthers first held them with no score. UM missed on a 50-yarder with 10:29 left in the first period, but UNI's Brent Browner was flagged for roughing the kicker, which gave UM a first down on UNI's 18, leading to the first score. UNI's Griff Jurgens fumbled on the Panthers' own 30 and less than one minute later, UM went up 10-0. Tom Petrie came into the game in relief on Jurgens after an injury, completing 10-of-21 passes with no interceptions for 178 yards.

#### Quarterfinals vs. Maine

Dec. 8, 2001 | Cedar Falls, Iowa

Attendance: 9,525

Maine	7	14	7	0	28
UNI	14	7	14	21	56

**Highlights:** UNI advanced to its fifth FCS semi-final game with the victory. UNI set four school playoff records, including its 56 points. Mackenzie Hoambrecker was successful on all six PAT attempts, setting marks for made and attempted extra points. Ken Harris returned a 47-yard interception for a TD with 6:12 left in the game for the final score, setting a new standard for interception return yards. Griff Jurgens threw for a career-high 299 yards and two TDs. Adam Bengé rushed for 114 yards and TDs of three, 63 and five yards, giving him his eighth 100-yard-plus game of the season. The game was tied at 21 at the half and at 28 with 4:23 left in the third quarter before UNI busted loose for several key defensive plays and the 63-yard breakaway TD run by Bengé.

#### 2nd Round at Eastern Illinois

Dec. 1, 2001 | Charleston, Ill.

Attendance: 6,824

UNI	10	15	14	10	49
EIU	7	13	8	14	43

**Highlights:** UNI won just its second FCS road playoff game in history when it outlasted No. 3-ranked Eastern Illinois. UNI's 49 points scored tied a school playoff record for points, matching the 49 scored against Arkansas State in the 1987 quarterfinals. EIU's J.R. Taylor broke loose for a 49-yard rushing TD with 5:03 left in the second quarter to pull EIU within two points. A one-yard plunge by UNI's Adam Bengé with 2:33 left put UNI up 23-14. Eastern closed ranks again with a 39-yard pass play, but UNI's Adam Vogt

blocked the PAT attempt and Daryon Brutley returned it for two UNI points. UNI never trailed in the second half, but EIU did close the gap to three points, 39-36, with 14:08 left in the game. After UNI went up 49-36 with 6:58 remaining on Mackenzie Hoambrecker's 27-yard field goal, EIU ended all scoring with 3:27 left on a three-yard pass play. The Panthers were able to run out the clock for the victory.

### 1996

#### Semifinals at Marshall

Dec. 14, 1996 | Huntington, W.Va.

Attendance: 14,414

UNI	0	0	0	14	14
Marshall	7	3	14	7	31

**Highlights:** UNI's playoff nemesis, No. 1-ranked and No. 2 seeded Marshall, pulled out another win to advance to the national championship game. It was the fourth time the Panthers fell one game short of making the title game. Alonzo Clayton's 58-yard punt return set a school playoff record, while Marshall tied a UNI mark with four rushing TDs. Matt Waller's 44-yard blocked field goal at the end of the first half was a heartbreaker and would have put the Panthers only a TD down at intermission.

#### Quarterfinals vs. William & Mary

Dec. 7, 1996 | Cedar Falls, Iowa

Attendance: 10,796

W&M	0	0	28	7	35
UNI	17	10	8	3	38

**Highlights:** UNI defeated No. 8 seeded and No. 7-ranked William & Mary, holding the Tribe to only 67 yards, including minus-27 rushing, in the first half while gaining 293 yards itself. But W&M came back to tie the score at 35 with 5:40 left in the game. Matt Waller's 32-yard field goal with 2:13 left gave UNI the win. His field goal was set up by W&M's Darren Sharper's fumble on a punt return which was recovered by the Panthers at the Tribe 30. UNI's Detric Ward fell just short of a FCS playoff record with 11 catches for 245 yards and two TDs. Jeff Stovall gained 55 yards and scored twice before leaving the game in the second half with an ankle injury. Steve Beard's 360 passing yards was a career high.

#### 2nd Round vs. Eastern Illinois

Nov. 30, 1996 | Cedar Falls, Iowa

Attendance: 10,402

EIU	7	7	0	0	14
UNI	7	7	0	7	21

**Highlights:** UNI defeated No. 14-seeded and No. 16-ranked Eastern Illinois in a game typical of the series between these two teams -- the outcome not decided until the final second. The Panthers scored the winning TD with 7:02 left in the game.

EIU fumbled on its next two possessions, with UNI's Steve Beard intercepted in between. Then Beard fumbled and EIU got the ball back at the 3:19 mark. Eastern got down to UNI's two yard line. Quarterback Mike Simpson pitched to running back Chris Szarka, who in desperation threw an incomplete pass in the end zone to tight end Mike Mangan as time ran out.

### 1995

#### Quarterfinals at Marshall

Dec. 3, 1995 | Huntington, W. Va.

Attendance: 14,472

UNI	14	0	3	7	24
Marshall	21	0	7	13	41

**Highlights:** No. 16 seed and No. 18-ranked UNI fell to No. 5 seed and No. 6-ranked Marshall. The Panthers never led in the game but did tie it twice, the last at 14-all with 5:23 left in the first quarter. The closest they could get after that was 21-17 with 10:30 left in the third quarter on a 42-yard field goal by Matt Waller. The Panthers kept up in the passing game, but gained only 36 yards rushing to Marshall's 251.

#### 2nd Round at Murray State

Nov. 25, 1995 | Murray, Ky.

Attendance: 7,633

UNI	7	14	7	7	35
MSU	0	14	7	13	34

**Highlights:** UNI advanced to the quarterfinal round after defeating No. 4-ranked/seeded Murray State. The victory marked UNI's first road win in the FCS playoffs following five losses. The Panthers were one of two lower seeds to win their first-round games. UNI never trailed in the game. Alonzo Clayton tied a school playoff record with three TDs. MSU tied the game at 21-all with 9:05 left in the third quarter, but Chris Berg's 60-yard pass to Matt Harken with nine seconds left put the Panthers back up 28-21. MSU tied the game again with 10:24 remaining and Berg's 13-yard pass to Detric Ward gave UNI a 35-28 lead. Matt Waller's fifth extra point of the day also tied a school playoff record. With 1:26 left, MSU scored on a seven-yard run, but Clayton blocked the extra point, snapping a streak of 79 straight PATs, Ward recovered the ensuing onside kick and UNI was able to run out the clock.

#UNIFIGHT

COACHING STAFF

PLAYER PROFILES

OPPONENTS

2015 REVIEW

RECORDS



## POST-SEASON GAME RECAPS

### 1994

#### 1st Round at Montana

Nov. 28, 1994 | Missoula, Mt.

Attendance: 7,958

UNI	7	6	0	7	20
UM	7	10	0	6	23

**Highlights:** UNI's fifth straight playoff appearance ended for the second year in a row with a first-round loss. The Panthers had chances to tie the game or go for the win on their last series, but Jeff Stovall was stopped for a loss of three yards on the Grizzlie 16 on a third-and-one play, and Matt Waller's 36-yard field goal attempt failed with 1:34 left in the game. Sylvester Brown rushed for a game-high 147 yards on 13 carries and Dedric Ward caught two passes for 77 yards, but UNI could not contain UM's Dave Dickenson, who completed 38-of-50 passes for 436 yards and two TDs. His leading receiver was Shalon Baker with eight catches for 145 yards.

### 1993

#### 1st Round at Boston University

Nov. 27, 1993 | Boston, Mass.

Attendance: 6,882

UNI	3	9	9	0	0	0	21
BU	0	6	7	8	0	6	27

**Highlights:** UNI, ranked No. 13 in the final Sports Network poll, traveled to No. 6-ranked and No. 4-seeded Boston University for the first round. After leading 12-6 at halftime and seemingly having the game under control with a 21-6 lead with 11:07 remaining in the third quarter, the Terriers began their comeback bid following a 48-yard fumble recovery return with 6:48 left in the third. Boston tied the game at 21-all with 3:14 left in the game. In the first overtime, UNI's Todd Harrington intercepted a BU pass on the one-yard line and Scott Obermeier's 20-yard field goal attempt hit the right upright. Obermeier missed a 32-yard attempt in the second overtime. After BU's 33-yard field goal attempt was blocked by Myron Glass, Andre Allen was flagged for a questionable face-mask penalty and the Terriers got the ball back on the eight yard line. Two plays later, BU's Zack Burwell scored from four yards out to advance to the quarterfinal round. UNI gained 362 yards, 263 passing, to Boston's 346, 300 passing. Jeff Stovall rushed 35 times for 122 yards, while Kurt Warner completed 15-of-28 passes with one interception and one touchdown.

### 1992

#### Semifinals vs. Youngstown State

Dec. 12, 1992 | Cedar Falls, Iowa

Attendance: 14,682

YSU	7	6	0	6	19
UNI	0	0	7	0	7

**Highlights:** UNI hosted No. 7-ranked and defending national champion Youngstown State. Despite holding YSU to 253 yards, over 100 yards below its average, the Panthers couldn't overcome three lost fumbles, an interception, the fact that All-American Kenny Shedd played only in the first half with a hip pointer, and a 71-yard punt return for a touchdown on YSU's first possession to put the Penguins up 7-0. The loss broke UNI's 25-game home winning streak. UNI's only score was a one-yard run by Jay Johnson with eight seconds left in the third quarter. YSU scored on the punt return and four field goals, the longest being 54 yards. UNI compiled 319 yards.

#### Quarterfinals vs. McNeese State

Dec. 5, 1992 | Cedar Falls, Iowa

Attendance: 13,375

MSU	0	0	7	0	7
UNI	7	15	7	0	29

**Highlights:** UNI took advantage of seven McNeese State turnovers to advance to the semifinal round. UNI scored on touchdown passes of 31, 11 and 12 yards by Jay Johnson, including two to Tim Mosley, on a safety blocked out of the end zone by Willie Beamon and on a one-yard run by linebacker William Freaney. Johnson's other TD pass was an 11-yarder to All-American Kenny Shedd, who missed the second half after running into the wall. MSU's only score of the game came on a 100-yard kickoff return which opened the second half, setting a school and FCS playoff record. The Cowboys' seven turnovers were more than they had given up in all of its previous three games. Freshman Kerry Joseph was intercepted four times and he had only four total heading into the game. MSU's running game, a strength all season, was limited to 62 yards, with freshman Henry Fields gaining a game-high 91 yards. Joseph completed nine-of-24 passes for 102 yards. UNI gained 96 yards rushing and Johnson completed 19-of-39 passes with one interception for 222 yards.

#### 1st Round vs. Eastern Washington

Nov. 28, 1992 | Cedar Falls, Iowa

Attendance: 13,149

EWU	0	7	0	7	14
UNI	0	17	0	0	17

**Highlights:** UNI, ranked No. 3 in the final NCAA poll, hosted No. 14-ranked Eastern Washington in the first round and advanced to the quarterfinal round with the 17-14 win. EWU's Alex Lacson

missed a 49-yard field goal with four seconds left in the game to preserve UNI's win. The Panthers led 17-7 at halftime on a 41-yard field goal by Scott Obermeier, a 17-yard pass from Jay Johnson to Tim Mosley and a 19-yard pass from Johnson to Kenny Shedd. EWU scored on a one-yard run with 3:02 left in the half. It made the game close when Lavon Major returned a blocked Obermeier field goal attempt 89 yards for the score with 11:59 left in the game, but UNI's defense knuckled under, holding the Eagles to only 186 yards in total offense, including 35 rushing. UNI gained 253 yards, only 29 on the ground.

### 1991

#### Quarterfinals at Marshall

Dec. 7, 1991 | Huntington, W.Va.

Attendance: 16,889

UNI	10	3	0	0	13
Marshall	21	14	3	3	41

**Highlights:** No. 4-ranked UNI couldn't contain the nation's No. 1 passer and his contingent at Marshall. UNI was held to 295 yards in total offense, including only 66 on the ground, while the Thundering Herd compiled 509 yards, including 344 through the air. The Panthers trailed 35-13 at the half and failed to score in the last two quarters.

#### 1st Round vs. Weber State

Nov. 30, 1991 | Cedar Falls, Iowa

Attendance: 8,723

WSU	0	7	14	0	21
UNI	14	10	7	7	38

**Highlights:** UNI advanced to the quarterfinal game with its win over No. 13-ranked Weber State. UNI held the potent Wildcat offense to 383 yards in total offense, including only 71 rushing yards. The Panthers gained a season-high 486 yards, including 266 on the ground, half of that coming from Tank Corner who carried the ball 26 times for 137 yards. UNI quarterback Jay Johnson completed 14-25 passes for 220 yards and three TDs.

### 1990

#### 1st Round at Boise State

Nov. 24, 1990 | Boise, Idaho

Attendance: 11,691

UNI	0	3	0	0	3
BSU	6	0	7	7	20

**Highlights:** UNI, ranked No. 11 in the nation, lost to No. 10-ranked Boise State. The Panthers obviously struggled offensively, compiling only 156 yards in total offense to the Broncos' 260 yards. UNI managed only minus-five yards rushing. Sophomore quarterback Jay Johnson, who led the Gateway Conference in passing efficiency,



## POST-SEASON GAME RECAPS

(1990 at Boise State Cont.)

completed only 13 of 45 passes for 161 yards and had six interceptions, only one less than he had thrown during the entire regular season. UNI's only scoring came on a 29-yard field goal by All-American kicker Brian Mitchell.

### 1987

#### Semifinals at NE Louisiana

Dec. 12, 1987 | Monroe, La.  
Attendance: 14,443

UNI	0	14	7	20	0	41
NEL	7	28	0	6	3	44

**Highlights:** UNI played without the services of running back Carl Boyd, who broke his leg the week previous. The Panthers trailed 35-14 at the half but they came back to score seven unanswered points in the third period. In the fourth, they scored 20 more and tied the game with seven seconds left in regulation on a five-yard pass from Mike Smith to Sherrod Howard. The two-point conversion pass to Woody Wright sent the game into overtime. NLU's Teddy Garcia missed a 41-yard field goal on the Indians' first play, but he connected on his next 41-yard attempt to give NLU the lead. UNI's Danny Helmer missed a 38-yard field goal to give NLU the victory.

#### Quarterfinals vs. Arkansas State

Dec. 5, 1987 | Cedar Falls, Iowa  
Attendance: 6,100

ASU	7	7	14	0	28
UNI	6	15	7	21	49

**Highlights:** The Panthers defeated No. 12-ranked and 1986's national runner-up to advance to the semifinals. The Panthers took advantage of three Arkansas State fumbles in the fourth quarter to stretch the margin. UNI compiled 530 yards to 1987 vs. Arkansas State Cont.

ASU's 363. Kodak All-American running back Carl Boyd rushed for 124 yards before breaking his leg late in the game, while Wes Anderson caught five passes for 121 yards.

#### 1st Round vs. Youngstown State

Nov. 28, 1987 | Cedar Falls, Iowa  
Attendance: 3,887

YSU	7	7	7	7	28
UNI	7	10	14	0	31

**Highlights:** UNI foiled a Youngstown State attempt at a comeback, intercepting a Penguin pass and holding YSU on two consecutive fourth down conversions in the fourth quarter. YSU scored its last TD with only 8:51 left in the game, necessitating the Panthers' heroics to preserve the win. Even with the interception and fourth down saves, UNI's Carl Boyd fumbled the ball at Youngstown's 20 with just over a minute to play. The Penguins drove to UNI's 23, but missed a 40

yard field goal with seconds left. Boyd rushed for 126 yards on 23 carries.

### 1985

#### Semifinals vs. Georgia Southern

Dec. 14, 1985 | Cedar Falls, Iowa  
Attendance: 12,300

GSU	14	3	7	16	40
UNI	14	6	3	10	33

**Highlights:** Georgia Southern brought its "Ham-bone" offense to the UNI-Dome. The Eagles scored their last TD with only 34 seconds left in the game after UNI had tied the contest at the 2:44 mark. The game seesawed back and forth until it came down to which team had last possession, or at least enough time to make a score possible. The game was tied four times.

#### Quarterfinals vs. Eastern Washington

Dec. 7, 1985 | Cedar Falls, Iowa  
Attendance: 6,220

EWU	0	0	7	7	14
UNI	10	7	0	0	17

**Highlights:** UNI took a 10-0 first quarter lead on a 32 yard field goal by Kevin Mote and a 13 yard pass from Mike Smith to Brian Baker, who later broke his hand. The Panthers had a 17-0 halftime advantage but didn't score again, while EWU pulled to within 10 points in the third period and scored its last TD with 12:47 left in the game on an 84 yard punt return. The Eagles got as far as their own 44 with time running out on the clock, but the quarterback was sacked for a loss of four on a fourth down play. Errol Peebles rushed for 129 yards on 26 carries, his fifth 100-plus game of the year.

### 1975 (DIVISION II)

#### 1st Round vs. Western Kentucky

Nov. 29, 1975 | Cedar Falls, Iowa  
Attendance: 2,500

WKU	0	7	7	0	14
UNI	6	0	0	6	12

**Highlights:** In what has since been dubbed the "Mud Bowl", UNI struggled with Western Kentucky in heavy rain, 42-degree temperatures and a 16 mph wind in the last game to be played in O.R. Latham Stadium. The Panthers closed to within two points when they rallied with 12:25 left in the game. The last touchdown was set up when Jim Fransen put WKU in a hole by booting a 64-yard punt to its one yard line. UNI had two chances to cash in in the final period but two errant field goals by Fransen buried the Panthers' chances deep into the muddy field. Fransen missed from 38 and 27 yards.

### 1964 (PECAN BOWL)

#### State College of Iowa vs. Lamar Tech

Dec. 12, 1964 | Abilene, Texas

UNI	7	6	6	0	19
LT	3	0	7	7	17

**Highlights:** In the first NCAA-sanctioned Pecan Bowl, UNI scored an impressive victory over Lamar Tech behind a sensational performance by two-time All-American fullback Randy Schultz. Schultz ran for 160 yards on 38 carries and scored two TDs. He was named outstanding back of the game and teammate Loren Buser received the outstanding lineman award.

### 1960 (MINERAL WATER BOWL)

#### Iowa State Teachers College vs. Hillsdale

Nov. 26, 1960 | Excelsior Springs, Mo.

**Highlights:** Iowa State Teachers College ran into a bulldozer from Hillsdale College (Mich.) which won the contest 17-6. The Panthers never really got going after finishing the season with a fine 9-0 record and winning the North Central Conference title.

#UNIFIGHT


COACHING STAFF

PLAYER PROFILES

OPPONENTS

2015 REVIEW

RECORDS



**UNI HISTORY** 



# YEAR-BY-YEAR RESULTS

**1895 (1-2)**

Coe	..... W	..... 12-0
Lennox	..... L	..... 12-4
Upper Iowa	..... L	..... 5-0

**1896 (4-3)**

Coe	..... L	..... 10-5
Waterloo HS	..... W	..... 22-0
Lennox	..... L	..... 42-0
Coe	..... L	..... 17-0
CV Seminary	..... W	..... 12-0
Reinbeck HS	..... W	..... 28-10
Cedar Falls HS	..... W	..... 6-2

**1897 (5-1)**

Waterloo HS	..... W	..... 56-0
Ellsworth	..... L	..... 26-10
Coe	..... W	..... 10-8
Upper Iowa	..... W	..... 10-6
Waterloo HS	..... W	..... 6-0
Leander Clark	..... W	..... 16-12

**Head Coach: Fred Wolff**

**1898 (4-0-1)**

Waterloo YMCA	..... W	..... 23-0
Cornell	..... W	..... 40-0
Coe	..... W	..... 18-0
Upper Iowa	..... T	..... 0-0
Iowa	..... W	..... 11-5

**Head Coach: E.K. Leighton**

**1899 (1-3-2)**

9/23 at Iowa	..... L	..... 22-0
Grinnell	..... L	..... 12-6
Cornell	..... L	..... 11-0
11/11 Iowa State	..... T	..... 0-0
Coe	..... W	..... 57-0
South Dakota	..... T	..... 0-0

**Head Coach: Mr. Sweetland**

**1900 (3-4-1)**

10/6 Waterloo HS	..... W	..... 42-0
at Iowa	..... L	..... 68-0
Cornell	..... T	..... 6-6
10/12 Drake	..... L	..... 50-0
Upper Iowa	..... W	..... 12-5
Coe	..... L	..... 16-6
11/17 at Iowa State	..... W	..... 5-0
Simpson	..... L	..... 33-0

**Head Coach: Fred Williams**

**1901 (5-3-2)**

Cornell	..... W	..... 11-6
10/5 at Iowa	..... L	..... 16-0
10/12 Iowa State	..... T	..... 0-0
10/19 Drake	..... L	..... 32-2
Simpson	..... T	..... 6-6
William Penn	..... W	..... 22-0
Woodbine	..... W	..... 12-6
Des Moines Univ.	..... W	..... 72-0
Coe	..... L	..... 6-0
South Dakota	..... W	..... 10-6

**Head Coach: G.B. Affleck**

**1902 (1-6-1)**

10/4 at Iowa	..... L	..... 63-5
Cornell	..... W	..... 12-11
10/11 Iowa State	..... L	..... 52-0
10/25 at Drake	..... L	..... 36-5
Coe	..... L	..... 18-12
William Penn	..... T	..... 6-6
Dodge Light Guards	..... L	..... 16-8
Simpson	..... L	..... 17-5

**Head Coach: Charles A. Pell**

**1903 (4-3-1)**

Iowa Training	..... T	..... 0-0
10/3 at Iowa	..... L	..... 29-0
Lennox	..... W	..... 55-0
William Penn	..... W	..... 28-0
Cornell	..... W	..... 18-5
Morningside	..... W	..... 33-0
Coe	..... L	..... 28-6
Des Moines Univ.	..... W	..... 17-5

**Head Coach: Charles A. Pell**

**1904 (5-3-1)**

Iowa Training	..... W	..... 76-5
Simpson	..... W	..... 36-0
10/8 at Iowa State	..... L	..... 17-0
10/15 Cornell	..... W	..... 17-10
10/22 at Iowa	..... L	..... 11-5
Coe	..... W	..... 75-0
William Penn	..... T	..... 6-6
Drake	..... L	..... 26-6
Creighton	..... W	..... 6-0

**Head Coach: Charles A. Pell**

**1905 (5-3-2)**

Waterloo HS	..... W	..... 23-6
Charles City	..... W	..... 23-0
10/7 at Iowa State	..... L	..... 29-0
10/14 Iowa Training	..... W	..... 12-6
10/21 Cornell	..... W	..... 6-0
10/28 at Iowa	..... L	..... 41-5
Coe	..... T	..... 6-6
William Penn	..... L	..... 12-6
Ellsworth	..... W	..... 31-0
Morningside	..... T	..... 0-0

**Head Coach: Charles A. Pell**

**1906-1907: No Football**

**1908 (5-0)**

Fairbank Hs.	..... W	..... 54-0
Lennox	..... W	..... 22-0
Ellsworth	..... W	..... 18-5
Ellsworth	..... W	..... 15-0
Charles City	..... W	..... 16-0

**Head Coach: Clayton B. Simmons**

**1909 (6-0)**

Charles City	..... W	..... 28-0
Lennox	..... W	..... 36-0
Loras	..... W	..... 32-16
Coe	..... W	..... 5-0
Grinnell	..... W	..... 24-6
Leander Clark	..... W	..... 6-0

**Head Coach: Clayton B. Simmons**

**1910 (1-4-1)**

Lennox	..... W	..... 63-0
Leander Clark	..... T	..... 0-0
Simpson	..... L	..... 6-3
Ellsworth	..... L	..... 17-0
Grinnell	..... L	..... 24-6
Loras	..... L	..... 17-6

**Head Coach: J.O. Perrine**

**1911 (3-2-1)**

Waterloo HS	..... W	..... 27-0
Ellsworth	..... W	..... 17-5
Leander Clark	..... L	..... 6-0
Cornell	..... L	..... 31-6
Loras	..... T	..... 0-0
Simpson	..... W	..... 11-6

**Head Coach: H.F. Pasini**

**1912 (5-2-1)**

10/7 at Iowa	..... L	..... 35-7
Grinnell	..... L	..... 38-7
Coe	..... W	..... 6-0
Leander Clark	..... T	..... 0-0
Loras	..... W	..... 7-3
Ellsworth	..... W	..... 6-3
Upper Iowa	..... W	..... 17-2
Waterloo HS	..... W	..... 39-0

**Head Coach: H.F. Pasini**

**1913 (2-3-1)**

10/8 at Iowa	..... L	..... 45-3
Ellsworth	..... L	..... 6-0
Grinnell	..... W	..... 12-0
Leander Clark	..... T	..... 0-0
Upper Iowa	..... W	..... 12-0
11/15 at Drake	..... L	..... 25-0

**Head Coach: Allen Berkstresser**

**1914 (2-5-1)**

Des Moines Univ.	..... W	..... 6-0
10/3 at Iowa	..... L	..... 95-0
Ellsworth	..... L	..... 26-0
Dubuque	..... T	..... 6-6
William Penn	..... L	..... 19-7
Upper Iowa	..... L	..... 12-0
Iowa Wesleyan	..... W	..... 13-0
11/12 at Drake	..... L	..... 14-3

**Head Coach: Allen Berkstresser**



#UNIFIGHT

COACHING STAFF

PLAYER PROFILES

OPPONENTS

2015 REVIEW

RECORDS



# YEAR-BY-YEAR RESULTS

## 1915 (3-3)

Dubuque.....	L.....	25-7
Loras.....	L.....	13-10
Upper Iowa.....	W.....	61-19
Wisconsin-Platteville.....	W.....	82-0
Morningside.....	L.....	20-9
Ellsworth.....	W.....	24-0

**Head Coach: Allen Berkstresser**

## 1916 (1-7)

9/30 at Iowa State.....	L.....	12-0
Morningside.....	L.....	38-7
Upper Iowa.....	L.....	27-0
Cornell.....	L.....	27-0
Dubuque.....	L.....	20-0
Buena Vista.....	L.....	7-3
Dubuque.....	L.....	30-2
Ellsworth.....	W.....	13-0

**Head Coach: Allen Berkstresser**

## 1917 (2-3)

Iowa Wesleyan.....	W.....	42-0
Camp Funston.....	L.....	32-0
Upper Iowa.....	L.....	7-0
Des Moines Univ.....	W.....	10-0
William Penn.....	L.....	6-0

**Head Coach: J.O. Perrine**

## 1918 (1-3)

Morningside.....	L.....	38-7
Upper Iowa.....	L.....	6-0
Camp Dodge.....	W.....	19-0
Coe.....	L.....	52-3

**Head Coach: Russell Glaesner**

## 1919 (2-4-1)

Cornell.....	L.....	14-0
William Penn.....	T.....	0-0
Upper Iowa.....	L.....	19-7
Morningside.....	L.....	41-2
Ellsworth.....	W.....	51-0
Dubuque.....	W.....	71-0
Des Moines Univ.....	L.....	6-0

**Head Coach: Ivan Doseff**

## 1920 (4-2-1)

Coe.....	L.....	10-0
Buena Vista.....	W.....	14-0
William Penn.....	W.....	21-0
Parsons.....	W.....	14-0
Ellsworth.....	W.....	38-0
Loras.....	T.....	14-14
Des Moines Univ.....	L.....	6-0

**Head Coach: Ivan Doseff**

## 1921 (5-1-1)

Coe.....	L.....	13-7
Still.....	W.....	66-0
Buena Vista.....	W.....	18-0
Ellsworth.....	W.....	56-0
Upper Iowa.....	T.....	0-0
Parsons.....	W.....	19-7
William Penn.....	W.....	14-6

**Head Coach: L.L. Mendenhall**

## 1922 (5-2)

Cornell.....	W.....	3-0
Buena Vista.....	L.....	3-0
Simpson.....	W.....	7-6
Ellsworth.....	W.....	20-3
Parsons.....	L.....	3-0
William Penn.....	W.....	21-0
Upper Iowa.....	W.....	14-12

**Head Coach: L.L. Mendenhall**

## 1923 (3-3-1)

St. Ambrose.....	T.....	0-0
Dubuque.....	L.....	17-7
Iowa Wesleyan.....	W.....	7-0
Ellsworth.....	W.....	35-0
Simpson.....	L.....	13-0
Upper Iowa.....	W.....	7-0
Western Union.....	L.....	6-2

**Head Coach: L.L. Mendenhall**

## 1924 (2-5)

St. Ambrose.....	L.....	3-0
Iowa Wesleyan.....	W.....	54-6
Simpson.....	L.....	13-0
William Penn.....	L.....	3-0
Parsons.....	L.....	2-0
Upper Iowa.....	L.....	6-0
Dubuque.....	W.....	19-6

**Head Coach: L.L. Mendenhall**

## 1925 (5-1-2)

Ellsworth.....	W.....	30-0
Iowa Wesleyan.....	W.....	21-3
Simpson.....	L.....	23-0
Luther.....	W.....	20-9
William Penn.....	L.....	7-0
Upper Iowa.....	W.....	14-7
Truman State.....	W.....	16-0
Northern Colorado.....	T.....	3-3

**Head Coach: Paul Bender**

## 1926 (5-3)

St. Thomas.....	W.....	20-0
Western Union.....	W.....	23-0
Buena Vista.....	W.....	34-0
William Penn.....	L.....	14-0
Luther.....	W.....	3-0
Upper Iowa.....	W.....	13-6
Parsons.....	L.....	20-7
at Northern Colorado.....	L.....	12-0

**Head Coach: Paul Bender**

## 1927 (7-0-1)

St. Thomas.....	T.....	6-6
Iowa Wesleyan.....	W.....	9-0
Buena Vista.....	W.....	6-0
William Penn.....	W.....	12-7
Luther.....	W.....	41-7
Northern Illinois.....	W.....	20-6
Upper Iowa.....	W.....	14-6
Parsons.....	W.....	32-0

**Head Coach: Paul Bender**

## 1928 (5-1-3)

Coe.....	L.....	32-0
Iowa Wesleyan.....	W.....	34-0

William Penn.....	W.....	40-0
Northern Illinois.....	T.....	39-0
Upper Iowa.....	T.....	13-13
Grinnell.....	T.....	0-0
Parsons.....	T.....	0-0
Luther.....	W.....	12-0
Des Moines Univ.....	W.....	12-7

**Head Coach: Paul Bender**

## 1929 (3-4)

Coe.....	L.....	7-0
Simpson.....	W.....	7-0
Truman State.....	L.....	14-0
William Penn.....	W.....	13-7
Grinnell.....	L.....	21-6
Luther.....	L.....	7-6
Parsons.....	W.....	19-6

**Head Coach: Paul Bender**

## 1930 (2-5-1)

Loras.....	W.....	6-0
Luther.....	W.....	13-0
Coe.....	L.....	13-2
William Penn.....	T.....	0-0
Simpson.....	L.....	6-0
Western Michigan.....	L.....	26-0
Eastern Michigan.....	L.....	19-0
Grinnell.....	L.....	12-0

**Head Coach: L.W. Whitford**

## 1931 (3-5)

Loras.....	W.....	19-0
Grinnell.....	L.....	12-0
William Penn.....	W.....	12-3
Luther.....	L.....	13-6
Simpson.....	L.....	12-9
Western Michigan.....	L.....	14-0
Eastern Michigan.....	L.....	32-0
Coe.....	W.....	6-0

**Head Coach: L.W. Whitford**

## 1932 (5-3-1)

Loras.....	W.....	7-0
William Penn.....	W.....	13-0
Cornell.....	W.....	13-0
Luther.....	L.....	13-0
Morningside.....	W.....	13-0
Western Michigan.....	L.....	26-0
Simpson.....	T.....	7-7
Eastern Michigan.....	W.....	12-6
Coe.....	L.....	13-7

**Head Coach: L.W. Whitford**

## 1933 (3-6)

Loras.....	W.....	12-0
Cornell.....	L.....	13-7
Grinnell.....	W.....	13-6
Western Michigan.....	L.....	8-6
Coe.....	L.....	19-0
Morningside.....	L.....	6-0
Simpson.....	L.....	13-0
Eastern Michigan.....	L.....	19-6
Luther.....	W.....	25-13

**Head Coach: John Baker**

18 FCS PLAYOFF APPEARANCES | 7 TRIPS TO THE FCS SEMIFINALS | 16 MVFC CHAMPIONSHIPS | 79 WINS OVER TOP-25 OPPONENTS



# YEAR-BY-YEAR RESULTS

## 1934 (3-3-2)

Cornell.....	W.....	18-0
Eastern Michigan.....	W.....	33-0
Western Michigan.....	L.....	7-0
Coe.....	L.....	7-0
Simpson.....	T.....	6-6
Grinnell.....	L.....	19-12
Morningside.....	W.....	32-2
Luther.....	T.....	0-0

**Head Coach: John Baker**

## 1935 (4-2-2)

Cornell.....	T.....	0-0
Eastern Michigan.....	L.....	3-0
Western Michigan.....	W.....	21-14
Coe.....	L.....	18-0
Simpson.....	W.....	32-7
Morningside.....	W.....	41-7
South Dakota State.....	W.....	22-13

**Head Coach: Thomas Johnson**

## 1936 (5-2-2)

9/26 at Iowa State.....	T.....	0-0
10/1 Grinnell.....	W.....	24-0
10/9 at North Dakota.....	L.....	19-0
Coe.....	W.....	21-0
Western Michigan.....	W.....	12-6
Haskell.....	W.....	21-0
South Dakota State.....	L.....	13-0
Morningside.....	W.....	6-0
Nebraska-Omaha.....	T.....	7-7

**Head Coach: Clyde Starbeck**

## 1937 (2-4-3)

9/25 at Iowa State.....	L.....	14-12
10/2 Grinnell.....	T.....	20-20
10/9 North Dakota.....	L.....	21-0
Western Michigan.....	L.....	7-0
Coe.....	T.....	6-6
South Dakota State.....	W.....	33-0
South Dakota.....	L.....	13-0
Nebraska-Omaha.....	W.....	31-0

**Head Coach: Clyde Starbeck**

## 1938 (3-5)

Grinnell.....	W.....	10-0
Western Michigan.....	L.....	20-0
10/14 at North Dakota State.....	L.....	14-7
Coe.....	W.....	14-0
Morningside.....	L.....	13-7
Emporia State.....	W.....	14-13
South Dakota.....	L.....	26-2
Nebraska-Omaha.....	L.....	13-6

**Head Coach: Clyde Starbeck**

## 1939 (5-3-1)

Truman State.....	W.....	12-0
Creighton.....	L.....	26-0
10/6 at North Dakota.....	L.....	19-6
Emporia State.....	L.....	34-7
Western Michigan.....	T.....	13-13
Coe.....	W.....	16-0
Morningside.....	W.....	7-0
South Dakota.....	W.....	14-0
North Dakota State.....	W.....	19-0

**Head Coach: Clyde Starbeck**

## 1940 (8-1)

Creighton.....	L.....	20-0
10/4 at North Dakota.....	W.....	15-0
at North Dakota State.....	W.....	13-7
Western Michigan.....	W.....	20-19
Pittsburg State.....	W.....	13-6
Morningside.....	W.....	13-0
South Dakota State.....	W.....	12-2
Nebraska-Omaha.....	W.....	27-7
Simpson.....	W.....	52-7

**Head Coach: Clyde Starbeck**

## 1941 (5-3)

South Dakota State.....	W.....	21-0
10/4 North Dakota.....	W.....	32-10
Morningside.....	W.....	13-0
Western Michigan.....	L.....	28-7
Pittsburg State.....	L.....	12-6
North Dakota State.....	W.....	51-6
11/8 at Drake.....	L.....	13-0
Nebraska-Omaha.....	W.....	34-13

**Head Coach: Clyde Starbeck**

## 1942 (6-1)

South Dakota State.....	W.....	38-0
at North Dakota State.....	W.....	27-19
Western Michigan.....	L.....	14-6
Morningside.....	W.....	26-6
South Dakota.....	W.....	36-0
11/7 Drake.....	W.....	27-12
Nebraska-Omaha.....	W.....	48-0

**Head Coach: Clyde Starbeck**

## 1943-44: No Football

## 1945 (3-3)

Central (IA).....	W.....	38-14
9/29 at Iowa State.....	L.....	48-13
Loras.....	W.....	19-14
Hamline.....	L.....	27-7
South Dakota State.....	W.....	58-7
11/10 at Drake.....	L.....	53-6

**Head Coach: Clyde Starbeck**

## 1946 (4-1-2)

South Dakota State.....	T.....	6-6
10/5 at Iowa State.....	L.....	20-18
Hamline.....	W.....	46-6
Western Michigan.....	T.....	0-0
Morningside.....	W.....	38-0
North Dakota State.....	W.....	21-0
11/17 Drake.....	W.....	46-0

**Head Coach: Clyde Starbeck**

## 1947 (5-3-1)

9/20 at Iowa State.....	L.....	31-14
9/27 North Dakota.....	W.....	21-0
10/3 at North Dakota State.....	W.....	13-12
Emporia State.....	W.....	33-6
Western Michigan.....	L.....	14-0
Morningside.....	W.....	31-13
11/8 at Drake.....	T.....	6-6
Augustana.....	W.....	39-0
Bowling Green.....	L.....	19-7

**Head Coach: Clyde Starbeck**

## 1948 (7-3)

9/18 at Iowa State.....	L.....	27-7
9/25 at Morningside.....	W.....	32-0
10/2 Drake.....	W.....	6-0
10/9 South Dakota State.....	W.....	33-7
10/16 Western Michigan.....	W.....	13-6
10/23 at North Dakota.....	W.....	26-14
10/30 at Augustana.....	W.....	34-0
11/6 at Emporia State.....	L.....	26-0
11/13 North Dakota State.....	W.....	19-0
11/20 at Dayton.....	L.....	33-7

**Head Coach: Clyde Starbeck**

## 1949 (5-2)

9/24 at Western Michigan.....	L.....	20-6
9/30 at North Dakota State.....	W.....	27-6
10/8 at South Dakota State.....	L.....	14-13
10/15 North Dakota.....	W.....	40-0
10/22 Augustana.....	W.....	49-0
10/29 Morningside.....	W.....	30-10
11/11 at South Dakota.....	W.....	21-14

**Head Coach: Clyde Starbeck**

## 1950 (4-4)

9/16 South Dakota State.....	L.....	34-13
9/22 at North Dakota.....	W.....	33-21
9/30 North Dakota State.....	W.....	33-25
10/7 at Iowa State.....	L.....	26-8
10/14 Drake.....	L.....	34-18
10/21 at Augustana.....	W.....	34-13
10/28 at Morningside.....	W.....	13-7
11/4 at South Dakota.....	L.....	14-7

**Head Coach: Clyde Starbeck**

## 1951 (3-4)

9/15 at South Dakota State.....	L.....	48-6
9/22 North Dakota.....	W.....	49-19
9/28 at North Dakota State.....	L.....	27-14
10/6 at Drake.....	L.....	39-6
10/20 Augustana.....	W.....	67-7
10/27 Morningside.....	W.....	27-7
11/3 at South Dakota.....	L.....	25-7

**Head Coach: Clyde Starbeck**

## 1952 (6-2)

9/20 Drake.....	L.....	14-12
9/27 North Dakota State.....	W.....	32-0
10/4 Coe.....	W.....	27-24
10/11 at North Dakota.....	W.....	27-14
10/18 at Augustana.....	W.....	47-0
10/25 at Morningside.....	W.....	28-26
11/1 South Dakota.....	L.....	34-20
11/8 South Dakota State.....	W.....	47-34

**Head Coach: Clyde Starbeck**

## 1953 (6-3)

9/19 Central Michigan.....	L.....	34-20
9/26 at South Dakota State.....	L.....	52-19
10/3 at Coe.....	W.....	21-7
10/9 at North Dakota State.....	W.....	27-21
10/17 North Dakota.....	W.....	34-6
10/24 Augustana.....	W.....	39-13
10/31 Morningside.....	W.....	34-20
11/7 at South Dakota.....	W.....	34-27
11/13 at Drake.....	L.....	27-20

**Head Coach: Clyde Starbeck**

#UNIFIGHT

COACHING STAFF

PLAYER PROFILES

OPPONENTS

2015 REVIEW

RECORDS



# YEAR-BY-YEAR RESULTS

## 1954 (3-5)

9/18	at Central Michigan	L	42-21
9/25	North Dakota State	W	39-0
10/9	Drake	L	14-12
10/16	at North Dakota	W	14-13
10/23	at Augustana	W	50-0
10/30	at Morningside	L	20-12
11/6	South Dakota	L	34-33
11/13	South Dakota State	L	41-20

Head Coach: Clyde Starbeck

## 1955 (8-1)

	Hastings	W	26-7
	at South Dakota State	L	34-21
9/30	at Drake	W	21-14
10/8	at North Dakota State	W	32-0
10/15	North Dakota	W	13-7
	Augustana	W	28-7
	Morningside	W	13-12
	South Dakota	W	33-26
	Minn. St. Mankato	W	33-7

Head Coach: Clyde Starbeck

## 1956 (2-5-1)

9/29	Drake	W	20-0
	Truman State	W	44-26
	Augustana	L	13-6
	Morningside	T	20-20
10/27	at North Dakota	L	20-19
	South Dakota	L	20-19
	South Dakota State	L	31-27
11/17	North Dakota State	L	19-13

Head Coach: Clyde Starbeck

## 1957 (5-3)

9/14	at Drake	L	34-12
9/21	at South Dakota State	L	23-20
9/28	at North Dakota State	W	18-0
	Truman State	W	35-13
	Augustana	W	54-12
	Morningside	L	21-7
10/26	North Dakota	W	27-20
	South Dakota	W	27-7

Head Coach: Clyde Starbeck

## 1958 (4-5)

	Bradley	W	29-12
	at Minn. St. Mankato	W	25-0
9/27	North Dakota State	W	21-11
10/4	Drake	W	20-16
10/11	Augustana	L	26-15
10/18	Morningside	L	26-18
10/25	at North Dakota	L	14-0
	South Dakota State	L	13-8
	South Dakota	L	38-14

Head Coach: William Hammer

## 1959 (6-3)

	Bradley	W	22-15
	Minn. St. Mankato	W	21-0
9/26	at North Dakota State	L	32-22
10/2	at Drake	W	14-6
10/9	Augustana	L	7-6
10/16	Morningside	W	22-14
10/24	North Dakota	W	14-9
	South Dakota	L	27-6

at South Dakota State..... W .....14-12

Head Coach: William Hammer

## 1960 (9-1)

	at Minn. St. Mankato	W	41-16
9/24	North Dakota State	W	19-7
10/1	Drake	W	14-3
10/8	Augustana	W	27-7
10/15	Morningside	W	26-0
10/22	at North Dakota	W	7-0
	South Dakota	W	40-0
	South Dakota State	W	12-0
	Wheaton	W	21-18
	Hillsdale&	L	17-6

\$ Mineral Water Bowl, Excelsior Springs, Mo.

Head Coach: Stan B. Sheriff

## 1961 (7-2)

	Bradley	W	37-6
	Minn. St. Mankato	W	19-0
9/30	at North Dakota State	W	33-8
10/7	at Drake	L	21-6
10/14	Augustana	W	34-6
10/21	Morningside	W	43-14
10/28	North Dakota	W	25-0
	South Dakota	W	27-7
	at South Dakota State	L	36-13

Head Coach: Stan B. Sheriff

## 1962 (7-1-1)

	Bradley	W	27-6
	at Minn. St. Mankato	W	20-8
	South Dakota	W	28-0
10/6	North Dakota State	W	33-0
10/13	Drake	L	21-15
10/20	Morningside	W	21-18
10/27	at North Dakota	W	13-8
	South Dakota State	T	13-13
	Augustana	W	21-15

Head Coach: Stan B. Sheriff

## 1963 (5-3-1)

	Northern Michigan	W	12-11
	Minn. St. Mankato	T	14-14
	South Dakota	W	33-6
10/5	at North Dakota State	L	21-0
10/12	at Drake	L	21-12
10/19	Morningside	W	49-14
10/26	North Dakota	W	9-0
	South Dakota State	L	27-13
	Augustana	W	45-6

Head Coach: Stan B. Sheriff

## 1964 (9-2)

9/12	Northern Michigan	W	14-7
9/19	at Minn. St. Mankato	W	36-0
9/26	North Dakota State	L	14-7
10/3	at North Dakota	W	34-0
10/10	Drake	W	41-14
10/17	Morningside	W	24-14
10/24	at Augustana	W	49-0
10/31	South Dakota State	W	23-14
11/7	at South Dakota	W	13-6
11/14	at Northern Illinois	L	14-9
12/12	Lamar Tech%	W	19-17

% Pecan Bowl, Abilene, Texas

Head Coach: Stan B. Sheriff

## 1965 (4-5)

9/11	Northern Michigan	L	10-7
9/18	at Southern Illinois	L	23-16
9/25	at North Dakota State	L	20-7
10/2	North Dakota	L	34-0
10/9	at Drake	L	31-7
10/16	Morningside	W	14-7
10/23	at Augustana	W	27-21
10/30	at South Dakota State	W	41-0
11/6	South Dakota	W	41-0

Head Coach: Stan B. Sheriff

## 1966 (4-5)

9/10	Northern Michigan	L	21-0
9/24	Drake	L	9-6
10/1	North Dakota	L	23-10
10/8	Augustana	W	28-7
10/15	Southern Illinois	L	30-7
10/22	Morningside	W	2-0
10/29	South Dakota State	W	13-7
11/5	South Dakota	L	30-14
11/12	North Dakota State	W	41-14

Head Coach: Stan B. Sheriff

## 1967 (7-3)


9/9	Northern Michigan	L	7-3
9/16	at Western Illinois	W	12-0
9/23	at North Dakota State	L	10-9
9/30	North Dakota	W	7-0
10/7	Augustana	W	23-10
10/14	at Drake	L	10-7
10/21	at Morningside	W	29-19
10/28	at South Dakota State	W	17-16
11/4	South Dakota	W	15-7
11/11	Eastern Michigan	W	14-6

Head Coach: Stan B. Sheriff

## 1968 (5-5)

9/7	at Northern Michigan	L	24-13
9/14	Western Illinois	W	33-6
9/21	at North Dakota	W	14-10
9/28	at Augustana	W	34-12
10/5	South Dakota State	W	38-10
10/12	Drake	W	21-19
10/19	Morningside	L	14-13
10/26	at South Dakota	L	13-7
11/2	North Dakota State	L	31-15
11/9	at Eastern Michigan	L	34-7

Head Coach: Stan B. Sheriff



1964 Pecan Bowl Team Photo



# YEAR-BY-YEAR RESULTS

## 1969 (5-5)

9/13	at Northern Michigan	L	24-14
9/20	Central Michigan	L	28-10
9/27	Augustana	L	21-10
10/4	at South Dakota State	W	24-14
10/11	at Drake	W	23-13
10/18	at Morningside	W	30-7
10/25	South Dakota	W	14-2
11/1	at North Dakota State	L	41-13
11/8	North Dakota	W	40-10
11/15	Western Illinois	L	23-14

**Head Coach: Stan B. Sheriff**

## 1970 (2-8)

9/12	Northern Michigan	L	21-0
9/19	at Central Michigan	L	27-9
9/26	South Dakota State	W	24-8
10/3	at South Dakota	L	41-17
10/10	Drake	W	13-0
10/17	Morningside	L	19-7
10/24	North Dakota State	L	43-10
10/31	at North Dakota	L	41-6
11/7	at Augustana	L	20-10
11/14	at Western Illinois	L	29-7

**Head Coach: Stan B. Sheriff**

## 1971 (4-5)

9/11	Truman State	L	22-9
9/18	at Eastern Kentucky	L	21-7
9/25	at South Dakota State	W	23-0
10/2	South Dakota	W	8-0
10/9	at Drake	L	28-0
10/16	at Morningside	W	21-0
10/23	at North Dakota State	L	23-11
10/30	North Dakota	L	23-10
11/6	Augustana	W	17-0

**Head Coach: Stan B. Sheriff**

## 1972 (4-6)

9/9	Wisconsin-Stevens Pt.	W	41-6
9/16	at Illinois State	L	24-14
9/23	Minn. St. Mankato	W	21-0
9/30	at South Dakota	L	21-7
10/7	North Dakota State	L	42-0
10/14	Drake	L	21-14
10/21	Morningside	W	27-13
10/28	at North Dakota	L	38-9
11/4	South Dakota State	W	32-0
11/11	at Augustana	L	20-14

**Head Coach: Stan B. Sheriff**

## 1973 (5-5)

9/8	Pittsburg State	W	13-0
9/15	Western Illinois	W	20-14
9/22	at Minn. St. Mankato	L	28-7
9/29	South Dakota	L	19-7
10/6	at North Dakota State	L	21-0
10/13	at Drake	W	31-3
10/20	at Morningside	W	28-14
10/27	North Dakota	W	17-14
11/3	at South Dakota State	L	16-0
11/10	Augustana	L	36-0

**Head Coach: Stan B. Sheriff**

## 1974 (5-4-1)

9/7	at Pittsburg State	W	31-22
9/14	at Western Illinois	L	40-14
9/21	Minn. St. Mankato	T	28-28
9/28	North Dakota State	W	20-0
10/5	at North Dakota	L	42-26
10/12	Drake	W	41-17
10/19	Morningside	W	49-14
10/26	at Augustana	L	38-23
11/2	South Dakota State	W	22-21
11/9	at South Dakota	L	26-14

**Head Coach: Stan B. Sheriff**

## 1975 (9-3)

9/6	Eastern Illinois	W	14-8
9/13	at Nevada-Las Vegas	L	48-30
9/20	at Minn. St. Mankato	W	35-6
9/27	at North Dakota State	W	23-16
10/4	North Dakota	L	21-20
10/11	at Drake	W	27-24
10/18	at Morningside	W	21-14
10/25	Augustana	W	20-14
11/1	at South Dakota State	W	14-3
11/8	South Dakota	W	45-19
11/15	Wisc.-Whitewater	W	49-6
11/29	Western Kentucky+	L	14-12

+ NCAA Division II Playoffs (Mud Bowl)

**Head Coach: Stan B. Sheriff**

## 1976 (8-3)

9/4	Northern Michigan	L	41-7
9/18	Nebraska-Omaha	W	34-13
9/25	at St. Cloud State*	L	27-21
10/2	at North Dakota	W	24-22
10/9	at Augustana	W	7-6
10/16	Wayne State	W	38-0
10/23	Morningside	W	37-7
10/30	South Dakota State	L	16-13
11/6	at South Dakota	W	14-7
11/13	North Dakota State	L	10-9
11/20	at Wisc.-Whitewater	W	47-20

\* Later changed to forfeit, win for UNI

**Head Coach: Stan B. Sheriff**

## 1977 (6-5)

9/3	Truman State	L	31-21
9/10	at Northern Michigan	L	41-7
9/17	Eastern Illinois	W	31-21
9/24	at North Dakota State	L	58-0
10/1	North Dakota	W	9-6
10/8	Augustana	L	35-27
10/15	Nebraska-Omaha	L	19-17
10/22	at Morningside	W	30-13
10/29	at South Dakota State	W	23-12
11/5	South Dakota	W	34-14
11/12	St. Cloud State	W	27-14

**Head Coach: Stan B. Sheriff**

## 1978 (2-9)

9/2	Wisc.-Whitewater	W	15-12
9/9	Youngstown State	L	31-14
9/16	at Eastern Illinois	L	38-22
9/23	at Weber State	L	35-0
9/30	at Nebraska-Omaha	L	17-14
10/7	North Dakota	W	35-17
10/14	at North Dakota State	L	42-14

10/21	Western Illinois	L	21-7
10/28	South Dakota State	L	10-9
11/11	Northern Michigan	L	20-18
11/18	at Akron	L	39-28

**Head Coach: Stan B. Sheriff**

## 1979 (6-5)

9/3	Minnesota-Morris	L	13-0
9/8	at Northern Michigan	W	11-7
9/15	North Dakota State	W	21-10
9/22	Nebraska-Omaha	L	39-15
9/29	at Youngstown State	L	29-0
10/6	Akron	W	20-17
10/13	at Western Illinois	W	38-25
10/20	at South Dakota State	L	14-7
10/27	Eastern Illinois	W	10-7
11/3	at South Dakota	W	23-9
11/10	Western Kentucky	L	24-17

**Head Coach: Stan B. Sheriff**

## 1980 (7-3)

9/6	at Nebraska-Omaha	L	32-8
9/13	Weber State	W	31-10
9/27	Arkansas Tech	W	49-10
10/4	at Northern Michigan	L	20-16
10/11	Western Illinois	W	35-28
10/18	SE Missouri State	W	30-7
10/25	Missouri State	W	41-0
11/1	at Youngstown State	W	38-17
11/15	South Dakota	L	16-14
11/22	Evansville	W	63-33

**Head Coach: Stan B. Sheriff**

## 1981 (5-6)

9/5	Drake	L	39-30
9/12	Grand Valley State	W	21-20
9/19	at Idaho	L	59-14
9/26	at Montana	L	42-21
10/3	Northern Michigan	L	17-13
10/10	at Western Illinois	L	21-14
10/24	at Missouri State	W	20-17
10/31	Eastern Illinois	W	38-17
11/7	Nebraska-Omaha	W	42-13
11/14	at South Dakota	L	34-17
11/21	Youngstown State	W	45-43

**Head Coach: Stan B. Sheriff**

## 1982 (4-6-1)

9/4	at Drake	L	39-30
9/11	Missouri State	W	10-0
9/25	Eastern Illinois	T	10-10
10/2	Western Illinois	W	21-9
10/9	Idaho	L	38-13
10/16	at SE Missouri State	L	20-17
10/23	Northern Michigan	W	33-14
10/30	at Nevada-Reno	L	37-0
11/6	at North Dakota State	L	12-7
11/13	South Dakota	W	41-24
11/20	at Youngstown State	L	25-13

**Head Coach: Stan B. Sheriff**

#UNIFIGHT

COACHING STAFF

PLAYER PROFILES

OPPONENTS

2015 REVIEW

RECORDS



# YEAR-BY-YEAR RESULTS

## 1983 (6-5)

9/3	Drake	W	34-10
9/10	at Indiana State	L	26-0
9/17	at Missouri State	L	35-13
9/24	Southern Illinois	L	52-9
10/1	at Western Illinois	W	32-26
10/8	Wisconsin-La Crosse	W	41-0
10/15	at Eastern Illinois	L	13-0
10/22	Youngstown State	W	23-13
10/29	at Northern Michigan	L	45-26
11/5	at Central Missouri	W	20-7
11/12	NW Missouri State	W	30-21

**Head Coach: Darrell Mudra**

## 1984 (9-2)

9/1	Winona State	W	37-0
9/8	at Drake	W	33-28
9/22	Missouri State	W	24-10
9/29	Western Illinois	W	30-17
10/6	at Southern Illinois	L	40-10
10/13	Wisc.-Whitewater	W	73-7
10/20	at Youngstown State	W	16-6
10/27	Northern Michigan	W	44-24
11/3	at Eastern Illinois	L	27-17
11/10	Central Missouri	W	34-0
11/17	NW Missouri State	W	48-10

**Head Coach: Darrell Mudra**

## 1985 (11-2)

9/7	at Drake	L	24-9
9/14	at Kansas State	W	10-6
9/21	at Missouri State	W	38-17
9/28	Delaware State	W	37-17
10/5	at Western Illinois	W	48-14
10/12	Indiana State	W	24-7
10/26	Youngstown State	W	50-26
11/2	at Illinois State	W	15-3
11/9	Eastern Illinois	W	21-20
11/16	NW Missouri State	W	49-0
11/23	Truman State	W	41-24
12/7	Eastern Washington+	W	17-14
12/14	Georgia Southern+	L	40-33

+ NCAA FCS Playoff

**Head Coach: Darrell Mudra**

## 1986 (7-3-1)

9/6	at Minn. St. Mankato	T	16-16
9/13	at Kansas State	W	17-0
9/27	Missouri State	W	45-3
10/4	Arkansas-Pine Bluff	W	36-7
10/11	at Eastern Illinois	L	31-30
10/18	at Southern Illinois	L	27-24
10/25	Western Illinois	W	32-30
11/1	at Montana State	L	46-25
11/8	McNeese State	W	55-38
11/13	Indiana State	W	45-10
11/22	Illinois State	W	22-13

**Head Coach: Darrell Mudra**

## 1987 (10-4)

9/5	at McNeese State	W	34-31
9/12	at Minnesota	L	24-7
9/19	Montana State	W	53-7
9/26	at Indiana State	W	38-14
10/3	Montana	L	33-16
10/10	at Iowa State	L	39-38

10/24	at Western Illinois	W	52-7
10/31	Eastern Illinois	W	19-17
11/7	at Missouri State	W	17-13
11/14	Southern Illinois	W	20-3
11/21	Illinois State	W	48-17
11/28	Youngstown State+	W	31-28
12/5	Arkansas State+	W	49-28
12/12	at Louisiana-Monroe+	L (OT)	44-41

+ NCAA FCS Playoffs

**Head Coach: Darrell Mudra**

## 1988 (5-6)

9/3	at Pittsburg	L	59-10
9/17	Morgan State	W	59-10
9/24	Missouri State	L	28-9
10/1	Western Illinois	L	28-27
10/8	at Iowa State	L	20-17
10/15	at Illinois State	W	34-7
10/22	at Eastern Illinois	W	17-15
10/29	Indiana State	L	24-6
11/3	at Northern Arizona	L	25-12
11/12	Wayne State (NE)	W	77-0
11/19	at Southern Illinois	W	24-21

**Head Coach: Earl Bruce**

## 1989 (8-3)

9/2	Minn. St. Mankato	L	22-14
9/16	at Kansas State	W	10-8
9/23	Fort Hays State	W	43-15
9/30	at Missouri State	L	37-22
10/7	at Western Illinois	W	21-10
10/14	at Indiana State	W	24-21
10/21	Ferris State	W	39-3
10/28	Eastern Illinois	W	31-28
11/4	at Illinois State	L	32-13
11/11	Southern Illinois	W	38-14
11/18	Eastern Washington	W	47-21

**Head Coach: Terry Allen**

## 1990 (8-4)

9/1	Southern Illinois	W	30-9
9/8	at Iowa State	L	35-6
9/15	at Oklahoma State	L	33-23
9/22	at Idaho State	W	44-10
10/6	Illinois State	W	31-0
10/13	Western Illinois	W	50-14
10/20	at Indiana State	L	33-23
10/27	at Eastern Illinois	W	16-10
11/3	Missouri State	W	20-17
11/10	Clarion University	W	52-12
11/17	Northern Arizona	W	36-16
11/24	at Boise State+	L	20-3

+ NCAA FCS Playoffs

**Head Coach: Terry Allen**

## 1991 (11-2)

9/7	McNeese State	W	30-5
9/14	Augustana	W	45-22
9/21	at Southern Illinois	L	21-20
9/28	at Idaho	W	36-14
10/5	Morgan State	W	56-6
10/12	at Illinois State	W	17-14
10/26	at Western Kentucky	W	49-21
11/2	at Missouri State	W	22-0
11/9	Indiana State	W	49-22
11/16	at Western Illinois	W	24-17

11/23	Eastern Illinois	W	18-17
11/30	Weber State+	W	38-21
12/7	at Marshall+	L	41-13

+ NCAA FCS Playoffs

**Head Coach: Terry Allen**

## 1992 (12-2)

9/12	at McNeese State	W	21-18
9/19	Idaho State	W	49-11
9/26	at Iowa State	W	27-10
10/3	Illinois State	W	41-14
10/10	Western Kentucky	W	34-6
10/17	at Southern Illinois	W	30-25
10/24	Idaho	W	27-26
10/31	at Indiana State	W	34-13
11/7	at Eastern Illinois	L	21-15
11/14	Western Illinois	W	37-6
11/21	Missouri State	W	37-12
11/28	Eastern Washington+	W	17-14
12/5	McNeese State+	W	29-7
12/12	Youngstown State+	L	19-7

+ NCAA FCS Playoffs

**Head Coach: Terry Allen**

## 1993 (8-4)

9/4	at McNeese State	L	27-10
9/11	at Wyoming	L	45-42
9/18	Jacksonville State	W	35-14
9/25	Texas State	W	34-13
10/2	at Missouri State	W	20-14
10/9	Indiana State	W	17-10
10/16	Eastern Illinois	W	31-27
10/23	at Western Illinois	L	25-23
10/30	at Illinois State	W	20-19
11/6	Moorhead State	W	48-0
11/13	Southern Illinois	W	49-17
11/27	at Boston+	L (2OT)	27-21

+ NCAA FCS Playoffs

**Head Coach: Terry Allen**

## 1994 (8-4)

9/3	at Iowa State	W	28-14
9/8	at Texas State	L	20-19
9/17	Missouri State	W	12-7
9/24	McNeese State	L	34-24
10/1	at Indiana State	W	11-10
10/8	at Eastern Illinois	W	19-7
10/22	Illinois State	W	24-17
10/29	Western Illinois	W	36-27
11/5	at Idaho	L	21-12
11/12	at Southern Illinois	W	39-7
11/19	Eastern Washington	W	27-17
11/26	at Montana+	L	23-20

+ NCAA FCS Playoffs

**Head Coach: Terry Allen**

18 FCS PLAYOFF APPEARANCES | 7 TRIPS TO THE FCS SEMIFINALS | 16 MVFC CHAMPIONSHIPS | 79 WINS OVER TOP-25 OPPONENTS



# YEAR-BY-YEAR RESULTS

**1995 (8-5)**

9/2	at Stephen F. Austin	L	26-7
9/9	at Iowa	L	34-13
9/16	Lock Haven	W	55-10
9/29	at Western Illinois	W	38-7
10/7	Eastern Illinois	W	17-7
10/14	Indiana State	W	27-10
10/21	Southern Illinois	W	13-0
10/28	at Missouri State	W	19-17
11/4	at Illinois State	L	31-29
11/11	Idaho	L	16-12
11/18	Winona State	W	48-3
11/25	at Murray State+	W	35-34
12/2	at Marshall+	L	41-24

+ NCAA FCS Playoffs

**Head Coach: Terry Allen**

**1996 (12-2)**

8/31	at Southern Utah	W	31-21
9/7	St. Cloud State	W	44-7
9/14	Stephen F. Austin	W	38-12
9/21	at Iowa State	L	42-23
9/28	McNeese State	W	43-10
10/12	Illinois State	W	47-10
10/19	Missouri State	W	38-31
10/26	at Southern Illinois	W	33-7
11/2	at Youngstown State	W	23-10
11/9	at Indiana State	W	34-19
11/16	Western Illinois	W	30-6
11/30	Eastern Illinois+	W	21-14
12/7	William & Mary+	W	38-35
12/14	at Marshall+	L	31-14

+ NCAA FCS Playoffs

**Head Coach: Terry Allen**

**1997 (7-4)**

9/6	at Iowa	L	66-0
9/13	Minn. St. Mankato	W	39-15
9/20	at McNeese State	L	22-5
9/27	Southern Illinois	W	28-27
10/4	at Illinois State	W	50-34
10/11	at Western Illinois	L (2OT)	29-22
10/18	Youngstown State	W	35-32
10/25	at Cal Poly	L	38-24
11/1	at Missouri State	W	23-22
11/8	Southern Utah	W	53-33
11/15	Indiana State	W (3OT)	29-21

**Head Coach: Mike Dunbar**

**1998 (7-4)**

9/3	at Eastern Washington	W	13-10
9/12	McNeese State	L (OT)	20-17
9/19	at Southern Illinois	L	27-20
9/26	at Stephen F. Austin	W	14-10
10/3	Missouri State	L	24-21
10/10	Illinois State	L	38-23
10/17	Cal Poly	W	31-7
10/31	at Indiana State	W	31-28
11/7	at Youngstown State	W	42-14
11/14	Western Illinois	W	10-6
11/21	Winona State	W	66-7

**Head Coach: Mike Dunbar**

**1999 (8-3)**

9/4	at McNeese State	W	41-17
9/11	at Ohio University	W	36-21

9/18	Central Washington	W	44-7
9/25	Southern Illinois	W	34-14
10/2	at Illinois State	L	47-28
10/9	Cal Poly	W	42-21
10/16	at Missouri State	W	29-17
10/23	Youngstown State	L	29-20
10/30	Indiana State	W	44-21
11/13	at Western Illinois	L	46-27
11/20	Southwest State (MN)	W	55-14

**Head Coach: Mike Dunbar**

**2000 (7-4)**

8/31	Morningside	W	47-14
9/9	at Boise State	L	42-17
9/16	at Southern Illinois	L	34-14
9/23	Stephen F. Austin	W	37-30
9/30	Illinois State	W	34-28
10/14	at Youngstown State	L	28-24
10/21	at Indiana State	W	49-17
10/28	Missouri State	W	31-13
11/4	at Cal Poly	W	43-41
11/11	Prairie View A&M	W	60-14
11/18	Western Illinois	L	44-41

**Head Coach: Mike Dunbar**

**2001 (11-3)**

8/30	Wayne State (Mich.)	W	34-14
9/8	at Iowa State	L	45-0
9/22	at Ball State	W	42-39
9/29	Youngstown State	W	30-11
10/6	at Missouri State	W	27-3
10/13	Southern Illinois	W	19-14
10/20	at Western Illinois	W	17-14
10/27	at Illinois State	L	42-14
11/3	Indiana State	W	34-13
11/10	at Western Kentucky	W	24-23
11/17	Cal Poly	W	31-13
12/1	at Eastern Illinois+	W	49-43
12/8	Maine+	W	56-28
12/15	at Montana+	L	38-0

+ NCAA FCS Playoffs

**Head Coach: Mark Farley**



**2002 (5-6)**

8/29	Wayne State (Mich.)	W	34-0
9/7	at Oklahoma State	L	45-10
9/21	Stephen F. Austin	W	31-24
9/28	at Cal Poly	W (3OT)	29-26
10/5	Western Kentucky	L	31-12
10/12	at Southern Illinois	L	42-13
10/19	at Youngstown State	W	22-7
10/26	Illinois State	L	31-20
11/2	at Indiana State	L	21-19
11/9	Western Illinois	L	35-12
11/16	Missouri State	W	25-24

**Head Coach: Mark Farley**

**2003 (10-3)**

8/30	at Iowa State	L	17-10
9/6	Northern Michigan	W	62-0
9/18	at Stephen F. Austin	W	38-24
9/27	Northwestern State	W	43-10
10/4	at Illinois State	W	16-7
10/11	Indiana State	W	22-14
10/18	at Missouri State	W	26-20
10/25	at Western Illinois	W	38-30
11/1	Youngstown State	W	47-9
11/8	at Western Kentucky	L	24-3
11/15	Southern Illinois	W	43-40
11/29	Montana State+	W	35-14
12/6	at Delaware+	L	37-7

+ NCAA FCS Playoffs

**Head Coach: Mark Farley**

**2004 (7-4)**

9/4	at Iowa State	L	23-0
9/11	Minnesota State	W	40-0
9/18	Stephen F. Austin	L	24-21
10/2	at Southern Illinois	L	40-36
10/9	Western Kentucky	L	17-10
10/16	at Youngstown State	W	22-20
10/23	Western Illinois	W	36-13
10/30	Missouri State	W	42-20
11/6	at Indiana State	W	58-6
11/13	Illinois State	W	41-14
11/20	at Northern Arizona	W	45-21

**Head Coach: Mark Farley**

**2005 (11-4)**

9/1	Drake	W	52-17
9/10	Minnesota-Duluth	W	49-14
9/17	at Iowa	L	45-21
10/1	at Western Illinois	W	41-24
10/8	at Missouri State	L	24-21
10/15	Indiana State	W	31-10
10/22	at Illinois State	L	31-3
10/29	Youngstown State	W	21-7
11/5	at Western Kentucky	W (2OT)	23-20
11/12	Southern Illinois	W	25-24
11/19	Northern Arizona	W	41-17
11/26	Eastern Washington+	W	41-38
12/3	at New Hampshire+	W	24-21
12/9	at Texas State+	W (OT)	40-37
12/16	vs. Appalachian State+	L	21-16

+ NCAA FCS Playoffs

**Head Coach: Mark Farley**

#UNIFIGHT

COACHING STAFF

PLAYER PROFILES

OPPONENTS

2015 REVIEW

RECORDS



# YEAR-BY-YEAR RESULTS

18 FCS PLAYOFF APPEARANCES | 7 TRIPS TO THE FCS SEMIFINALS | 16 MVFC CHAMPIONSHIPS | 79 WINS OVER TOP-25 OPPONENTS

## 2006 (7-4)

8/31	at Drake.....	W.....	48-7
9/9	North Dakota.....	L.....	35-31
9/16	South Dakota State.....	W.....	27-17
9/23	at Iowa State.....	L.....	28-27
10/7	Missouri State.....	W.....	38-7
10/14	at Indiana State.....	W.....	34-14
10/21	at Youngstown State.....	W.....	31-23
10/28	Western Illinois.....	L.....	24-13
11/4	Western Kentucky.....	W.....	31-20
11/11	at Southern Illinois.....	L.....	47-23
11/18	Illinois State.....	W.....	38-27

**Head Coach: Mark Farley**

## 2007 (12-1)

8/30	Minn. St. Mankato.....	W.....	41-14
9/8	at Iowa State.....	W.....	23-13
9/15	at South Dakota State.....	W.....	31-17
9/22	at Drake.....	W.....	45-7
9/29	at Illinois State.....	W.....	23-13
10/13	Southern Illinois.....	W.....	30-24
10/20	at Western Illinois.....	W.....	42-3
10/27	Youngstown State.....	W.....	14-13
11/3	at Missouri State.....	W.....	38-17
11/10	Indiana State.....	W.....	68-14
11/17	Southern Utah.....	W.....	48-10
11/24	New Hampshire+.....	W.....	38-35
12/1	Delaware+.....	L.....	39-27

+ NCAA FCS Playoffs

**Head Coach: Mark Farley**

## 2008 (12-3)

8/30	at Brigham Young.....	L.....	41-17
9/6	South Dakota.....	W.....	24-13
9/20	South Dakota State.....	W.....	34-20
9/27	at Southern Illinois.....	L.....	27-24
10/2	Nicholls State.....	W.....	34-14
10/11	Illinois State.....	W.....	31-17
10/18	North Dakota State.....	W.....	23-13
10/25	at Youngstown State.....	W.....	21-20
11/1	at Western Illinois.....	W.....	30-6
11/8	Missouri State.....	W.....	42-0
11/15	at Indiana State.....	W.....	28-0
11/22	at Southern Utah.....	W.....	34-24
11/29	Maine+.....	W.....	40-15
12/6	New Hampshire+.....	W.....	36-34
12/13	Richmond+.....	L.....	21-20

+ NCAA FCS Playoffs

**Head Coach: Mark Farley**

## 2009 (7-4)

9/5	at Iowa.....	L.....	17-16
9/12	South Dakota.....	W.....	66-7
9/19	St. Francis (Pa.).....	W.....	30-0
9/26	at Missouri State.....	W.....	35-7
10/3	Indiana State.....	W.....	62-7
10/10	Indiana State.....	W.....	62-7
10/17	Southern Illinois.....	L.....	27-20
10/24	at South Dakota State.....	L.....	24-14
11/7	Youngstown State.....	W.....	28-7
11/14	Western Illinois.....	W.....	34-0
11/21	at Illinois State.....	L.....	22-20

**Head Coach: Mark Farley**

## 2010 (7-5)

9/11	North Dakota State.....	W.....	16-9
9/18	Stephen F. Austin.....	L.....	22-20
9/25	at Iowa State.....	L.....	27-0
10/2	South Dakota State.....	W.....	24-14
10/9	at Southern Illinois.....	L (OT).....	45-38
10/16	at South Dakota.....	W.....	19-14
10/23	Illinois State.....	W.....	42-14
10/30	at Youngstown State.....	W.....	34-30
11/6	at Indiana State.....	W.....	30-20
11/13	Missouri State.....	W.....	38-14
11/20	at Western Illinois.....	L.....	30-14
11/27	Lehigh+.....	L.....	14-7

+ NCAA FCS Playoffs

**Head Coach: Mark Farley**

## 2011 (10-3)

9/3	at Iowa State.....	L.....	20-19
9/10	at Stephen F. Austin.....	W.....	34-23
9/24	Western Illinois.....	W.....	38-10
10/1	at Missouri State.....	W.....	42-7
10/8	Indiana State.....	W.....	23-9
10/15	at South Dakota State.....	W.....	31-14
10/22	Southern Illinois.....	W.....	17-10
10/29	at North Dakota State.....	L.....	27-19
11/5	Youngstown State.....	W.....	21-17
11/12	Southern Utah.....	W.....	34-21
11/19	at Illinois State.....	W (2OT).....	23-20
12/3	Wofford+.....	W.....	28-21
12/9	at Montana+.....	L.....	48-10

+ NCAA FCS Playoffs

**Head Coach: Mark Farley**

## 2012 (5-6)

9/1	at Wisconsin.....	L.....	26-21
9/8	Central State.....	W.....	59-0
9/15	at Iowa.....	L.....	27-16
9/22	at Youngstown State.....	L.....	42-35
9/29	North Dakota State.....	L.....	33-21
10/13	at Southern Illinois.....	L.....	34-31
10/20	South Dakota State.....	W.....	27-6
10/27	Illinois State.....	L.....	33-21
11/3	at Western Illinois.....	W.....	40-0
11/10	at South Dakota.....	W.....	24-21
11/17	Missouri State.....	W.....	38-13

**Head Coach: Mark Farley**

## 2013 (7-5)

8/31	at Iowa State.....	W.....	28-20
9/7	Drake.....	W.....	45-14
9/21	at Northern Colorado.....	W.....	26-7
9/28	McNeese State.....	W.....	41-6
10/5	at North Dakota State.....	L.....	24-23
10/12	Southern Illinois.....	L (OT).....	24-17
10/19	South Dakota.....	L (2OT).....	38-31
10/26	at South Dakota State.....	L (2OT).....	37-34
11/2	at Illinois State.....	L.....	13-3
11/9	Youngstown State.....	W.....	22-20
11/16	at Missouri State.....	W.....	17-10
11/23	Western Illinois.....	W.....	28-13

**Head Coach: Mark Farley**

## 2014 (9-5)

8/30	at Iowa.....	L.....	31-23
9/13	at Hawai'i.....	L.....	27-24
9/20	Northern Colorado.....	W.....	46-7

9/27	Tennessee Tech.....	W.....	50-7
10/4	at Indiana State.....	L.....	20-19
10/11	at South Dakota.....	W.....	27-16
10/18	South Dakota State.....	L.....	31-28
10/25	at Western Illinois.....	W.....	27-13
11/1	Illinois State.....	W.....	42-28
11/8	North Dakota State.....	W.....	23-3
11/15	at Southern Illinois.....	W.....	40-21
11/22	Missouri State.....	W.....	38-24
11/29	Stephen F. Austin+.....	W.....	44-10
12/6	at Illinois State+.....	L.....	41-21

+ NCAA FCS Playoffs

**Head Coach: Mark Farley**

## 2015 (9-5)

9/5	at Iowa State.....	L.....	31-7
9/12	Eastern Washington.....	W.....	38-35
9/19	at Cal Poly.....	W.....	34-20
10/3	at Illinois State.....	L.....	21-13
10/10	at North Dakota State.....	L.....	31-28
10/17	Western Illinois.....	L.....	24-19
10/24	at South Dakota State.....	W.....	10-7
10/31	South Dakota.....	W.....	20-7
11/7	Indiana State.....	W.....	59-13
11/14	at Missouri State.....	W.....	41-0
11/21	Southern Illinois.....	W.....	49-28
11/28	Eastern Illinois+.....	W.....	53-17
12/5	at Portland State+.....	W.....	29-17
12/12	at North Dakota State+.....	L.....	23-13

+ NCAA FCS Playoffs

**Head Coach: Mark Farley**



*In his 15th season, head coach Mark Farley led the Panthers to its 13th FCS playoff quarterfinal game in 2015. He is now tied for first with Stan Sheriff as UNI's most winningest coach.*



# MVFC RECORDS

## MVFC STANDINGS

### 2015 MVFC ALL

North Dakota State	7-1	13-2
Illinois State	7-1	10-3
South Dakota State	5-3	8-4
<b>UNI</b>	<b>5-3</b>	<b>9-5</b>
Western Illinois	5-3	7-6
Indiana State	3-5	5-6
South Dakota	3-5	5-6
Youngstown State	3-5	5-6
Southern Illinois	2-6	3-8
Missouri State	0-8	1-10

### 2014 MVFC ALL

North Dakota State	7-1	15-1
Illinois State	7-1	13-2
<b>UNI</b>	<b>6-2</b>	<b>9-5</b>
South Dakota State	5-3	9-5
Indiana State	4-4	8-6
Youngstown State	4-4	7-5
Southern Illinois	3-5	6-6
Western Illinois	3-5	5-7
Missouri State	1-7	4-8
South Dakota	0-8	2-10

### 2013 MVFC ALL

North Dakota State	8-0	15-0
South Dakota State	5-3	9-5
Youngstown State	5-3	8-4
Southern Illinois	5-3	7-5
Missouri State	5-3	5-7
Illinois State	4-4	5-6
<b>UNI</b>	<b>3-5</b>	<b>7-5</b>
South Dakota	3-5	4-8
Western Illinois	2-6	4-8
Indiana State	0-8	1-11

### 2012 MVFC ALL

North Dakota State	7-1	14-1
South Dakota State	6-2	9-4
Illinois State	5-3	9-4
Indiana State	5-3	7-4
Southern Illinois	5-3	6-5
Youngstown State	4-4	7-4
UNI	4-4	5-6
Missouri State	3-5	3-8
Western Illinois	1-7	3-8
South Dakota	0-8	1-10

### 2011 MVFC ALL

<b>UNI</b>	<b>7-1</b>	<b>10-3</b>
North Dakota State	7-1	14-1
Illinois State	5-3	7-4
Indiana State	4-4	6-5
South Dakota State	4-4	5-6
Youngstown State	4-4	6-5

Southern Illinois	2-6	4-7
Missouri State	2-6	2-9
Western Illinois	1-7	2-9

### 2010 MVFC ALL

<b>UNI</b>	<b>6-2</b>	<b>7-5</b>
Western Illinois	5-3	8-5
North Dakota State	4-4	9-5
Indiana State	4-4	6-5
Illinois State	4-4	6-5
Missouri State	4-4	5-6
Southern Illinois	4-4	5-6
South Dakota State	4-4	5-6
Youngstown State	1-7	3-8

### 2009 MVFC ALL

Southern Illinois	8-0	11-2
South Dakota State	7-1	8-4
<b>UNI</b>	<b>5-3</b>	<b>7-4</b>
Illinois State	5-3	6-5
Youngstown State	4-4	6-5
Missouri State	4-4	6-5
North Dakota State	2-6	3-8
Indiana State	1-7	1-10
Western Illinois	0-8	1-10

### 2008 MVFC ALL

<b>UNI</b>	<b>7-1</b>	<b>12-3</b>
Southern Illinois	7-1	9-3
South Dakota State	6-2	7-5
Western Illinois	4-4	6-5
North Dakota State	4-4	6-5
Youngstown State	3-5	4-8
Missouri State	3-5	4-7
Illinois State	2-6	3-8
Indiana State	0-8	0-12

### 2007 MVFC ALL

<b>UNI</b>	<b>6-0</b>	<b>12-1</b>
Southern Illinois	5-1	12-2
Youngstown State	3-3	7-4
Western Illinois	3-3	6-5
Missouri State	2-4	6-5
Illinois State	2-4	4-7
Indiana State	0-6	0-11

### 2006 MVFC ALL

Youngstown State	6-1	11-3
UNI	5-2	7-4
Illinois State	5-2	9-4
Southern Illinois	4-3	9-4
Western Kentucky	4-3	6-5
Western Illinois	2-5	5-6
Indiana State	1-6	1-10
Missouri State	1-6	2-9

### 2005 MVFC ALL

<b>UNI</b>	<b>5-2</b>	<b>11-4</b>
Southern Illinois	5-2	9-4
Youngstown State	5-2	8-3
Illinois State	4-3	7-4
Western Kentucky	4-3	7-4
Western Illinois	3-4	5-6
Missouri State	2-5	4-6
Indiana State	0-7	0-11

### 2004 MVFC ALL

Southern Illinois	7-0	10-2
Western Kentucky	6-1	9-3
<b>UNI</b>	<b>5-2</b>	<b>7-4</b>
Missouri State	3-4	6-5
Illinois State	2-5	4-7
Western Illinois	2-5	4-7
Youngstown State	2-5	4-7
Indiana State	1-6	4-7

### 2003 MVFC ALL

Southern Illinois	6-1	10-2
<b>UNI</b>	<b>6-1</b>	<b>10-3</b>
Western Illinois	5-2	9-4
Western Kentucky	5-2	9-4
Illinois State	3-4	6-6
Youngstown State	2-5	5-7
Missouri State	1-6	4-7
Indiana State	0-7	3-9

### 2002 MVFC ALL

Western Illinois	6-1	11-2
Western Kentucky	6-1	12-3
Youngstown State	4-3	7-4
Illinois State	4-3	6-5
Indiana State	3-4	5-7
<b>UNI</b>	<b>2-5</b>	<b>5-6</b>
Southern Illinois	2-5	4-8
Missouri State	1-6	4-7

### 2001 MVFC ALL

<b>UNI</b>	<b>6-1</b>	<b>11-3</b>
Youngstown State	5-2	8-3
Western Kentucky	5-2	8-4
Western Illinois	4-3	5-5
Missouri State	3-4	6-5
Indiana State	2-5	3-8
Illinois State	2-5	2-9
Southern Illinois	1-6	1-10

### 2000 MVFC ALL

Western Illinois	5-1	9-3
Youngstown State	4-2	9-3
Illinois State	4-2	7-4
<b>UNI</b>	<b>3-3</b>	<b>7-4</b>
Missouri State	2-4	5-6
Southern Illinois	2-4	3-8
Indiana State	1-5	1-10

### 1999 MVFC ALL

Illinois State	6-0	11-3
Youngstown State	5-1	12-3
<b>UNI</b>	<b>3-3</b>	<b>8-3</b>
Western Illinois	2-4	7-4
Missouri State	2-4	5-6
Indiana State	2-4	3-8
Southern Illinois	1-5	5-6

### 1998 MVFC ALL

Western Illinois	5-1	11-3
Illinois State	4-2	8-4
<b>UNI</b>	<b>3-3</b>	<b>7-4</b>
Youngstown State	3-3	6-5
Missouri State	3-3	5-6
Indiana State	2-4	5-6
Southern Illinois	1-5	3-8

### 1997 MVFC ALL

Western Illinois	6-0	11-2
<b>UNI</b>	<b>5-1</b>	<b>7-4</b>
Youngstown State	4-2	13-2
Missouri State	3-3	5-6
Indiana State	2-4	3-8
Southern Illinois	1-5	3-8
Illinois State	0-6	2-9

### 1996 MVFC ALL

<b>UNI</b>	<b>5-0</b>	<b>12-2</b>
Western Illinois	3-2	9-3
Missouri State	3-2	7-4
Indiana State	3-2	6-5
Southern Illinois	1-4	5-6
Illinois State	0-4	3-8

### 1995 MVFC ALL

Eastern Illinois	5-1	10-2
<b>UNI</b>	<b>5-1</b>	<b>8-5</b>
Indiana State	3-3	7-4
Illinois State	3-3	5-6
Southern Illinois	2-4	5-6
Western Illinois	2-4	4-7
Missouri State	1-5	4-7

### 1994 MVFC ALL

<b>UNI</b>	<b>6-0</b>	<b>8-4</b>
Western Illinois	4-2	8-3
Eastern Illinois	4-2	6-5
Illinois State	3-3	5-5-1
Indiana State	2-4	5-6
Missouri State	2-4	4-7
Southern Illinois	0-6	1-10

#UNIFIGHT

COACHING STAFF

PLAYER PROFILES

OPPONENTS

2015 REVIEW

RECORDS



# MVFC RECORDS

18 FCS PLAYOFF APPEARANCES | 7 TRIPS TO THE FCS SEMIFINALS | 16 MVFC CHAMPIONSHIPS | 79 WINS OVER TOP-25 OPPONENTS

1993	MVFC	ALL
<b>UNI</b>	<b>5-1</b>	<b>8-4</b>
Missouri State	4-2	7-4
Western Illinois	4-2	4-7
Illinois State	2-3-1	6-4-1
Eastern Illinois	2-3-1	3-7-1
Indiana State	2-4	4-7
Southern Illinois	1-5	2-9

1992	MVFC	ALL
<b>UNI</b>	<b>5-1</b>	<b>12-2</b>
Western Illinois	4-2	7-4
Missouri State	4-2	6-5
Eastern Illinois	2-4	5-6
Illinois State	2-4	5-6
Indiana State	2-4	4-7
Southern Illinois	2-4	4-7

1991	MVFC	ALL
<b>UNI</b>	<b>5-1</b>	<b>11-2</b>
Southern Illinois	4-2	7-4
Western Illinois	4-2	7-4-1
Missouri State	3-3	6-4-1
Indiana State	2-4	5-6
Eastern Illinois	2-4	4-7
Illinois State	1-5	5-6

1990	MVFC	ALL
Missouri State	5-1	9-3
<b>UNI</b>	<b>5-1</b>	<b>8-4</b>
Eastern Illinois	3-3	5-6
Illinois State	3-3	5-6
Western Illinois	3-3	3-8
Indiana State	1-5	4-7
Southern Illinois	1-5	2-9

1989	MVFC	ALL
Missouri State	5-1	10-3
Eastern Illinois	4-2	9-4
<b>UNI</b>	<b>4-2</b>	<b>8-3</b>
Illinois State	4-2	5-6
Indiana State	2-4	4-7
Western Illinois	1-5	4-7
Southern Illinois	1-5	2-9

1988	MVFC	ALL
Western Illinois	6-0	10-2
Missouri State	4-2	5-5
Indiana State	4-2	5-6
<b>UNI</b>	<b>3-3</b>	<b>5-6</b>
Eastern Illinois	2-4	5-6
Southern Illinois	2-4	4-7
Illinois State	0-6	1-10

1987	MVFC	ALL
<b>UNI</b>	<b>6-0</b>	<b>10-4</b>
Western Illinois	5-1	7-4
Eastern Illinois	3-3	5-6
Missouri State	3-3	5-6
Indiana State	2-4	5-6
Southern Illinois	2-4	3-8
Illinois State	0-6	3-7

1986	MVFC	ALL
Eastern Illinois	5-1	11-2
Southern Illinois	4-2	7-4
<b>UNI</b>	<b>4-2</b>	<b>7-3-1</b>
Illinois State	3-3	5-5
Western Illinois	2-4	6-5
Indiana State	1-5	3-8
Missouri State	1-5	3-7

1985	MVFC	ALL
<b>UNI</b>	<b>5-0</b>	<b>11-2</b>
Missouri State	2-2-1	6-4-1
Western Illinois	2-3	5-5
Southern Illinois	2-3	4-7
Eastern Illinois	2-3	6-5
Illinois State	1-3-1	6-3

## ALL-MVFC TEAMS

2015
<i>First Team:</i>
Jacob Rathmacher, OL
Karter Schult, DL
Brett McMakin, LB
Deiondre' Hall, DB
Tim Kilfoy, DB
<i>Second Team:</i>
Aaron Bailey, QB
Robert Rathje, OL
Isaac Ales, DL
Makinton Dorleant, DB
Sam Kuhter, P
<i>Honorable Mention:</i>
Tyvis Smith, RB
Braden Lehman, TE
Michael Schmadeke, PK
Trent Simpson, LS
Makinton Dorleant, RS
<i>Newcomer Team:</i>
Aaron Bailey, QB
Cal Twait, OL
<i>Newcomer of the Year:</i>
Aaron Bailey, QB
<i>Defensive Player of the Year:</i>
Deiondre' Hall, DB

2014
<i>First Team:</i>
David Johnson, RB
Jack Rummells, OL
Michael Schmadeke, PK
Xavier Williams, DL
Jake Farley, LB
Tim Kilfoy, DB
<i>Second Team:</i>
Isaac Ales, DL
Brett McMakin, LB
Deiondre' Hall, DB
Chad Owens, RS
<i>Honorable Mention:</i>
Ryan Bingaman, OL
Mac O'Brien, DL
Makinton Dorleant, DB

2013
<i>First Team:</i>
David Johnson, RB
Jack Rummells, OL
Tyler Sievertsen, PK
Xavier Williams, DL
<i>Second Team:</i>
Dan Kruger, OL
Kevin Vereen Jr., WR
Collin Albrecht, DL
Jordan Gacke, LB
Makinton Dorleant, CB
<i>Honorable Mention:</i>
Deiondre' Hall, CB
Ray Mitchell, DB
Chad Owens, WR
<i>All-Newcomer:</i>
Brion Carnes, QB
Tate Omli, DB
Ray Mitchell, DB
Makinton Dorleant, CB

2012
<i>First Team:</i>
Carlos Anderson, RS
David Johnson, RB
Dan Kruger, OL
Varmah Sonie, DB
Kyle Bernard, P
<i>Honorable Mention:</i>
Tyler Sievertsen, PK
Garrett Scott, DB
Tim Sauer, OL
<i>All-Newcomer:</i>
Sawyer Kollmorgen, QB
Sam Rohr, TE
Jake Farley, LB
<i>Freshman of the Year:</i>
Sawyer Kollmorgen, QB
<i>Newcomer of the Year:</i>
Sawyer Kollmorgen, QB

2011
<i>First Team:</i>
Tirrell Rennie, QB
Jay Teply, OL
Tyler Sievertsen, PK
Ben Boothby, DL
L.J. Fort, LB
Varmah Sonie, DB
<i>Second Team:</i>
Jordan Smith, LB
<i>Honorable Mention:</i>
Darren Branch, DL
David Johnson, RB
Jarred Herring, RS

2010
<i>First Team:</i>
Carlos Anderson, RS
Ben Boothby, DL
Billy Hallgren, PK
Jamar Thompson, LB
Austin Zlab, OL
<i>Second Team:</i>
L.J. Fort, LB
Tirrell Rennie, QB
J.J. Swain, DB
<i>Honorable Mention:</i>
Carlos Anderson, RB
Kyle Bernard, P
Darren Branch, DL
James Conley, LB
Schuyler Oordt, TE
<i>Newcomer of the Year:</i>
Tirrell Rennie, QB

2009
<i>First Team:</i>
Pat Grace, QB
Josh Mahoney, LB
James Ruffin, DE
Austin Steichen, OL
<i>Second Team:</i>
Austin Howard, OL
Wes Lane, DL
Ryan Mahaffey, TE
Schuyler Oordt, TE
<i>Honorable Mention:</i>
Carlos Anderson, RB
Billy Hallgren, PK
D.J. Hord, WR
Jamar Thompson, LB
<i>All-Newcomer:</i>
Carlos Anderson, RB
Elijah Hodge, LB
<i>Def. Player of the Year:</i>
James Ruffin, DL

2008
<i>First Team:</i>
Darrell Lloyd, DB
Josh Mahoney, LB
E. Pedescleaux, DL
James Ruffin, DL
Austin Steichen, OL
<i>Second Team:</i>
Pat Grace, QB
De'Veon Harris, LB
Austin Howard, OL
Corey Lewis, RB
Ryan Mahaffey, FB
Terrell McMoore, DB
Jeremy Robertson, DL
<i>Honorable Mention:</i>
Jarred Herring, RS
Jamar Thompson, LB
Bob Swift, OL
<i>All-Newcomer:</i>
Josh Collins, WR
Zach Davis, QB
Jarred Herring, WR
Jay Teply, OL
<i>Def. Player of the Year:</i>
James Ruffin, DL

2007
<i>First Team:</i>
Barret Anderson, OL
Brannon Carter, LB
Johnny Gray, WR
Brandon Keith, OL
Corey Lewis, RB
Chad Rinehart, OL
James Ruffin, DL
Eric Sanders, QB
Clifford Waters, DB
<i>Second Team:</i>
Johnny Gray, RS
De'Veon Harris, LB
Eric Hoffman, OL
Mark Huygens, DL
Darrell Lloyd, DB
<i>Honorable Mention:</i>
Jordan Lacy, DL
Ryan Mahaffey, FB
Adam Roberts, DB
<i>All-Newcomer:</i>
Billy Hallgren, PK
Ryan Mahaffey, FB
De'Veon Harris, LB
Darrell Lloyd, DB
Adam Roberts, DB
<i>Off. Player of the Year:</i>
Eric Sanders, QB
<i>Def. Player of the Year:</i>
Brannon Carter, LB
<i>Coach of the Year:</i>
Mark Farley



# MVFC RECORDS

## 2006

### First Team:

Dre Dokes, DB  
 Chad Rinehart, OL  
 Brian Wingert, PK  
**Second Team:**  
 Mary Huygens, DL  
 Jordan Lacy, DL  
 Joe Lobdell, OL  
 Chris Parsons, DB  
 Eric Sanders, QB  
**Honorable Mention:**  
 Brannon Carter, DL  
 Johnny Gray, WR  
 James Lindgren, WR  
**All-Newcomer:**  
 Terrell Allen, WR  
 Chuck Kinney, DL  
 James Ruffin, DL  
 Darian Williams, RB  
**Newcomer of the Year:**  
 Darian Williams, RB

## 2005

### First Team:

Darin Heideman, LB  
 John Hermann, DL  
 Chad Rinehart, OL  
**Second Team:**  
 Dre Dokes, DB  
 Brett Koebecke, LB  
 Eric Sanders, QB  
 Tanner Varner, DB  
**Honorable Mention:**  
 Brian Cutright, TE  
 Jamie Goodwin, WR  
 Adam Kos, P  
 Joe Lobdell, OL  
**All-Newcomer:**  
 Jamie Goodwin, WR/  
 RS  
 David Horne, RB  
 Charles Johnson, DT

## 2004

### First Team:

Ryan Arnold, DL  
 Dre Dokes, DB  
 Terrance Freeney, RB  
 Luke Stigler, OL  
**Second Team:**  
 Brett Koebecke, LB  
 Justin Surrency, WR  
**Honorable Mention:**  
 Reggie Brown, FB  
 Cory Henke, P  
 Andy Thorn, TE  
**All-Newcomer:**  
 Brett Koebecke, LB

Eric Sanders, QB  
**Freshman of the Year:**  
 Eric Sanders, QB

## 2003

### First Team:

Ben Deike, OL  
 Terrance Freeney, RB  
 Matt Mitchell, DL  
 Justin Sandy, DB  
 Benny Sapp, DB  
**Second Team:**  
 Dre Dokes, DB  
 Jonathan Harrell, LB  
 Eddie Galles, WR  
**Honorable Mention:**  
 Marlus Mays, WR  
 Tom Petrie, QB  
 Andy Thorn, TE  
**All-Newcomer:**  
 Dre Dokes, DB  
 Terrance Freeney, RB  
**Newcomer of the Year:**  
 Terrance Freeney, RB

## 2002

### First Team:

M. Hoambrecker, PK  
 Marlus Mays, WR  
 Chad Setterstrom, OL  
**Second Team:**  
 Adam Benge, RB  
 Derrick Frost, P  
 Jonathan Harrell, LB  
 Matt Mitchell, DL  
 Justin Sandy, RB  
**Honorable Mention:**  
 Robert Hamre, DT  
 Jarvis Phillips, SS  
 Ben Sanderson, RS  
**All-Newcomer:**  
 Jonathan Harrell, LB  
 Jarvis Phillips, SS  
 Benny Sapp, CB

## 2001

### First Team:

M. Hoambrecker, PK  
 Chad Setterstrom, OL  
 Jake Soliday, WR  
 Adam Vogt, LB  
**Second Team:**  
 Adam Benge, RB  
 Brent Browner, DB  
 Daryon Brutley, DB  
 Robert Hamre, DL  
 Ryan Hannam, TE  
 Terrell Morgan, DL  
 Jake Soliday, RS

### Honorable Mention:

Carlos Dallis, LB  
 Ben Deike, OL  
 Chris Stimmel, DB  
**All-Newcomer:**  
 Baryon Brutley, DB  
 Tom Petrie, QB  
**Def. Player of the Year:**  
 Adam Vogt, LB  
**Freshman of the Year:**  
 Tom Petrie, QB  
**Coach of the Year:**  
 Mark Farley

## 2000

### First Team:

Eddie Berlin, WR  
 Aaron Buss, OL  
 Ryan Doak, DB  
 David Gunn, RS  
 Brad Harms, OL  
 Ryan Helming, QB  
**Second Team:**  
 David Gunn, DB  
 Robert Hamre, DL  
 M. Hoambrecker, PK  
 Justin Nofal, TE  
 Chad Setterstrom, OL  
 Jake Soliday, WR  
**Honorable Mention:**  
 Brent Browner, DB  
 Michael Gerrell, RB  
 Ryan Hannam, TE  
 Matt Mitchell, DE  
 Adam Vogt, LB  
**All-Newcomer:**  
 Richard Carter, RB  
 Ben Deike, OT  
 M. Hoambrecker, PK  
 Matt Mitchell, DE

## 1999

### First Team:

Matt Beals, OL  
 Mike Furrey, WR  
 Ryan Helming, QB  
 Brad Meester, OL  
 Matt Pedersen, LB  
**Second Team:**  
 Adam Benge, RB  
 Eddie Berlin, WR  
 Ryan Doak, RB  
 Jack Mitchell, DL  
 Jerome Peterson, DB  
**Honorable Mention:**  
 David Gunn, DB  
 Matt Peterson, DL  
 Brandon Rutledge, LB  
**All-Newcomer:**

Jeremy Dusho, FL  
 David Gunn, CB  
 Jerome Peterson, CB  
 Chad Setterstrom, OT  
 Brian Stegall, PK

## 1998

### First Team:

Matt Beals, OL  
 Mike Furrey, WR  
 Brad Meester, OL  
 Matt Pedersen, LB  
 Tyree Talton, DB  
**Second Team:**  
 Eddie Berlin, WR  
 Terrance Malone, DB  
 Scott Meredith, DL  
 Erik Nelson, DL  
 Dorrick Roy, TE  
**Honorable Mention:**  
 Brian Billick, OL  
 Ryan Helming, QB  
 Steve Jenkins, RB  
 Tyree Talton, RS  
**All-Newcomer:**  
 Adam Benge, RB  
 Jack Mitchell, DL  
 Dorrick Roy, TE

## 1997

### First Team:

Mike Furrey, WR  
 Erik Nelson, DL  
 Andy Pattee, OL  
 Matt Pedersen, LB  
 Tyree Talton, DB  
**Second Team:**  
 Shane Fortney, QB  
 Terry Hollimon, RB  
 Alonzo Clayton, WR  
 Chris Clapp, OL  
 Brad Meester, OL  
**Honorable Mention:**  
 Eddie Berlin, SE  
 Matt Beals, OL  
 Travis Schipper, LB  
 Tyree Talton, RS  
**All-Newcomer:**  
 Eddie Berlin, SE  
 Shane Fortney, QB  
 Mike Furrey, WR  
 Terry Hollimon, RB

## 1996

### First Team:

Steve Beard, QB  
 Alonzo Clayton, WR  
 Tim Miller, LB  
 Andy Pattee, OL

Tyree Talton, DB/RS  
 Dedric Ward, WR

### Second Team:

T.C. Barney, DL  
 Chris Clapp, OL  
 Mickey Dalton, DB  
 Brad Meester, OL  
 Lincoln Sharar, TE  
 Dannie Spann, LB  
 Jeff Stovall, RB  
**Honorable Mention:**  
 Marcus Easter, DB  
 Terrance Malone, DB  
 Matt Waller, PK  
**All-Newcomer:**  
 Mickey Dalton, DB  
 Brad Meester, OC  
 Erik Nelson, DL  
 Justin Roberson, RB  
**Off. Player of the Year:**  
 Dedric Ward, WR  
**Coach of the Year:**  
 Terry Allen

## 1995

### First Team:

Chris Berg, QB  
 Dan Bower, OL  
 Brian Moretz, NT  
 Tyree Talton, DB  
**Second Team:**  
 Ryan Behr, DL  
 Kevin Hammond, LB  
 Tim Miller, LB  
 Jon Pilcher, C  
 Jeff Stovall, RB  
**Honorable Mention:**  
 Matt Harken, TE  
 Dannie Spann, LB  
 Anthony Taylor, RS  
**All-Newcomer:**  
 Dannie Spann, LB  
 Tyree Talton, DB  
**Off. Player of the Year:**  
 Dedric Ward, WR

## 1994

### First Team:

Andre Allen, LB  
 Dan Bower, OL  
 Myron Glass, DB  
 Matt Harken, TE  
 Jason McCleary, DB  
 Brian Moretz, NT  
 D.J. Mumba, OC  
 Matt Waller, PK  
 Dedric Ward, FL  
**Second Team:**  
 Scott Durlinger, LB

Todd Harrington, DB  
 Brett O'Donnell, QB  
 Jeff Stovall, RB  
 Paul Wolf, LB  
**Honorable Mention:**  
 Ryan Behr, DL  
 Kevin Hammond, LB  
 Jake Kothe, WR  
 Jason McCleary, RS  
**All-Newcomer:**  
 Andy Pattee, OT  
 Marvin Sims, RB  
 Maceo Strickland, DB  
**Def. Player of the Year:**  
 Andre Allen, LB  
**Coach of the Year:**  
 Terry Allen

## 1993

### First Team:

Andre Allen, LB  
 Matt Harken, TE  
 John Herrin, OT  
 Tony Monroe, DL  
 Tim Mosley, WR/P  
 Donald Mumma, OC  
 Kurt Warner, QB  
**Second Team:**  
 Myron Glass, DB  
 Michael Hudnutt, OG  
 Jason McCleary, DB  
 Jeff Stovall, RB  
 Joseph Wallace, DB  
**Honorable Mention:**  
 Todd Harrington, DB  
 1993 Cont.  
 D. Minniweather, LB  
 Casey Smith, DL  
 Paul Wolf, LB  
**Off. Player of the Year:**  
 Kurt Warner, QB  
**Def. Player of the Year:**  
 Andre Allen, LB  
**Coach of the Year:**  
 Terry Allen

## 1992

### First Team:

Willie Beamon, DB  
 Peter Burns, LB  
 William Freeney, LB  
 John Herrin, OT  
 Tim Mosley, P  
 Chris Nuss, TE  
 Scott Obermeier, PK  
 Kenny Shedd, WR  
 Casey Smith, DL  
**Second Team:**  
 Tank Corner, RB

#UNIFIGHT

COACHING STAFF

PLAYER PROFILES

OPPONENTS

2015 REVIEW

RECORDS



## MVFC RECORDS

### 1992 Cont.

Jay Johnson, QB  
Jason McCleary, DB  
Joseph Wallace, DB  
*Honorable Mention:*  
Andre Allen, LB  
Tony Monroe, DL  
Donald Mumma, C  
*Def. Player of the Year:*  
William Freeney  
*Coach of the Year:*  
Terry Allen

### 1991

*First Team:*  
Jay Johnson, QB  
Chris Nuss, TE  
Kenny Shedd, WR  
Steve Dhaemers, OT  
Brian Mitchell, PK  
Williams Freeney, LB  
*Second Team:*  
Pat Williams, OG  
Kevin Keither, LB  
Duane Petersen, DB  
Tim Mosley, P  
*Honorable Mention:*  
Charles Lister, RB  
Casey Smith, DL  
Simon Nelson, DB  
*Def. Player of the Year:*  
William Freeney  
*Coach of the Year:*  
Terry Allen

### 1990

*First Team:*  
Mike Fontana, C  
Brian Mitchell, PK  
James Jones, LB  
Willie Beamon, DB  
*Second Team:*  
Jay Johnson, QB  
Chris Nuss, TE  
Kenny Shedd, WR  
Seth Bonnette, OT  
Todd Eagen, DE  
Matt Brinkman, LB  
Chris Klieman, DB  
*Honorable Mention:*  
Rory Feddersen, WR  
William Freeney, LB  
Dan Rush, P

### 1989

*First Team:*  
Milo Popovic, WR  
Brian Mitchell, K  
James Jones, DT

Bryce Paup, LB  
*Second Team:*  
David Campbell, OG  
Mark Hein, S

### 1988

*First Team:*  
Sherrrod Howard, TE  
Doug Jackson, P/K  
*Second Team:*  
George Crouch, C  
Mark Botkin, OT  
Russ Rubie, OG  
Tim Peterson, DE  
Mike Kolpin, LB  
Mark Hein, LB  
*Honorable Mention:*  
Errol Peebles, RB  
Wes Anderson, WR  
James Jones, DE  
Mike Campbell, DT  
Bryce Paup, LB

### 1987

*First Team:*  
Jeff Bealles, DE  
Carl Boyd, RB  
Louis Cox, OG  
Kevin Anderson, DB  
Mark Hanssen, C  
Sherrrod Howard, TE  
Mike Smith, QB  
*Second Team:*  
Wes Anderson, WR  
Ken Kolthoff, OT  
Bryce Paup, LB  
*Honorable Mention:*  
John Hill, LB  
Chris Klieman, S  
*Off. Player of the Year:*  
Carl Boyd, RB  
*Coach of the Year:*  
Darrell Mudra

### 1986

*First Team:*  
Carl Boyd, RB  
Brian Baker, TE  
Jeff Bealles, DE  
Mark Farley, LB  
Clay Netusil, P  
*Second Team:*  
Mike Smith, QB  
Scott Francke, WR  
Mark Hanssen, OC  
Terry Orth, DT  
Dave McCorvey, DB  
*Honorable Mention:*  
Louis Cox, OG

Art Stelken, DE  
Spencer Cowan, LB  
Chris Klieman, DB

### 1985

*First Team:*  
Edward Grimes, DE  
Terry Orth, DT  
Mark Farley, LB  
Joe Fuller, CB  
Moses Aimable, CB  
*Second Team:*  
Mike Smith, QB  
Carl Boyd, HB  
Scott Francke, SE  
Al Speicher, OT  
Bill Bealles, OT  
Frank Ori, OG  
Mark Caballero, OG  
Jeff Bealles, DE  
Henry Saxon, LB  
*Off. Player of the Year:*  
Mike Smith, QB  
*Def. Player of the Year:*  
Mark Farley, LB  
*Coach of the Year:*  
Darrell Mudra

### 1984

*First Team:*  
Marty Bruder, TE  
Ralph Clark, OL  
Steve Harris, RB  
Mike Molstead, K,  
Joe O'Brien, DL  
Mark Farley, LB  
Joe Fuller, DB  
Clay Netusil, P  
*Second Team:*  
Bill Bealles, OL  
Dwayne Price, DL  
Henry Saxon, LB  
Charles Jenkins, DB  
*Def. Player of the Year:*  
Joe O'Brien

### 1983

*First Team:*  
James Hutchings, TE  
Darryl Goree, WR  
John Waskosky, OL  
Larry Miller, QB  
Joe Fuller, DB  
Mike Johnson, P  
*Second Team:*  
Scott Etzel, OL  
Chris Miliner, RB  
Mike Molstead, K

Joe O'Brien, DL  
Mark Holmes, LB  
James McFadden, LB

### 1982

*First Team:*  
Steve Ingalls, OL  
Steve Schonert, K  
Craig Nordlie, RS  
Mark Salz, NG  
John Root, DB  
*Second Team:*  
Darryl Goree, SE  
Kevin Webster, OL  
Mark Wilson, LB  
Joe Anderson, LB  
Tom Jones, DB

### 1981

*First Team:*  
Ken Harvey, SE  
Roger Schultz, OT  
Steve Sandon, QB  
Steve Schonert, K  
John Root, WS  
*Second Team:*  
Kirk Hobbs, WR  
Scott Hamilton, OG  
Jerry Griffith, DE  
Joe Anderson, LB  
*Player of the Year:*  
Steve Sandon, QB

### 1980

*First Team:*  
Steve Schonert, K  
Owen Dockter, DT  
Danny Todd, SS  
*Second Team:*  
Ken Harvey, SE  
Skip Eckhardt, OG  
Steve Sandon, QB  
Chris Miliner, TB  
Ed Stratton, DE  
Dave Ramthun, DT  
Larry Formanek, LB  
John Root, WS

### 1979

*First Team:*  
Kelly Ellis, TB  
Owen Dockter, DT  
Danny Todd, DB  
*Second Team:*  
Dave Ehrig, OT  
Terry Lang, K  
Ed Stratton, DE  
Dave Ramthun, DT

Matt Spanjers, LB

### 1978

*First Team:*  
Paul Christensen, OT

### 1977

Kevin Barz, OT  
Kelly Ellis, RB  
Jim Spahn, C

### 1976

Mel Campbell, DT  
Dallas Deike, OT  
Nick Maragos, FS  
Neal Moses, RB  
Marty Stratton, DE

### 1975

Randy Erion, DT  
Nick Maragos, DB  
Bill Salmon, QB  
Dave Schooley, WR  
Mike Timmermans, OT

### 1974

Pat Batten, RB  
Charles Frisk, OG  
Nick Maragos, DB  
Dave Schooley, SE

### 1973

Steve Lounsberry, C  
Mike Woodley, FS

### 1972

Tom Jones, OT  
Mike Woodley, FS

### 1971

Mike Allen, DE  
Bob Lee, LB  
Larry Skartvedt, SE  
Mike Woodley, FS

### 1970

Doug Walter, MG

### 1969

Larry Green, DE  
Jim Luhring, HB  
James Rudd, DG  
John Williams, LB

### 1968

Dan Goddard, OG  
Tom Pinkham, HB  
John Williams, LB  
Warren Woepking, C

### 1967

Larry Clement, LB  
Ray Pedersen, DT (MVP)  
Bill Smith, HB

### 1966

Terry Fox, HB  
Ray Pedersen, G  
Rick Price, E

### 1965

Loren Buser, LB  
Merle Masonholder, T  
Ray Pedersen, G  
R. Schultz, FB (MVP)

### 1964

Merle Masonholder, T  
Phil Minnick, G (MVP)  
R. Schultz, FB (MVP)

### 1963

Jim Jackson, G  
Randy Schultz, FB  
Larry Thompson, HB

### 1962

Dan Boals, FB (MVP)  
Ted Minnick, T

### 1961

Dan Boals, FB (MVP)  
Al Sonnenberg, T  
Wendell Williams, G

### 1960

George Asleson, G  
J. Morgan, QB (MVP)  
Mace Reyerson, E  
Charles Schulte, C  
Wendell Williams, G

### 1959

Warren Hansen, HB



# MVFC RECORDS

Dennis Remmert, T  
John Sullivan, G

## 1958

Bob Hahn, HB  
Dennis Remmert, T

## 1957

Bob Knock, C  
Tom Murphy, HB  
Morris Smith, G  
Lou Roberts, HB

## 1956

Dick Formanek, G

## 1955

LeRoy Dunn, T (MVP)  
Dick Formanek, G  
Jim Rosien, E

## 1954

Dick Beetsch, E  
LeRoy Dunn, T

## 1953

Dick Beetsch, E  
Ralph Capitani, HB  
LeRoy Dunn, T  
Art Landau, HB  
Jim Wachenheim, G

## 1952

Lou Bohnsack, C  
John Corey, FB  
Mahlon Kaylor, E  
Bill Olson, HB  
Karl Raush, G  
Bud Rowray, T

## 1951

Lou Bohnsack, C  
Leland Crew, HB  
Mahlon Kaylor, E

## 1950

Home Bienfang, HB  
Bud Fisher, HB  
Hans Sorenson, G  
Lee Wachenheim, E

## 1949

Don Abney, C  
Stanley Brown, T  
Chuck Cacek, HB

Paul DeVan, HB  
Bob Miller, G  
Robert Ogren, T  
Lee Wachenheim, T

## 1948

Paul DeVan  
Elvin Goodvin, HB  
Jason Loving, T  
Lee Wachenheim, T  
Harvey Wissler, G

## 1947

Paul DeVan, HB  
Bob Williams, HB

## 1946

Nick Avelchas, E  
Cy Bellock, E  
Pudge Camarata, HB  
Jason Loving, T  
Paul Salzman, G  
Bob Williams, HB

## 1941

Don Barnhart, T  
Cy Bellock, HB  
Bob Hunt, E  
Aaron Linn, G  
Leon Martin, T  
Charles Pastorino, HB

## 1940

W. Burckhard, FB  
Milo Jensen, T  
Benny McCabe, HB  
Harland Riebe, E  
Bill Wright, G

## 1939

W. Burckhard, FB  
Leo Kagan, G  
James Podemski, T  
Hugh Roberts, G

## 1938

George Dutcher, HB  
Leo Kagan, G

## 1937

Paul Jones, E  
John Magovich, HB

## 1936

Paul Jones, E

Melvin Nelson, C  
Bernard Schmidt, T

## MVFC PLAYERS OF THE WEEK

### 2015

QB Aaron Bailey (4)  
OL Bryce Sweeney (1)  
DL Karter Schult (1)  
LB Brett McMakin (2)  
DB Deiondre' Hall (1)

### 2014

PK M. Schmadeke (3)  
LB Brett McMakin (1)  
RB David Johnson (1)  
OL Jack Rummells (1)  
DL Xavier Williams (1)

### 2013

RB David Johnson (1)  
LB Jake Farley (1)  
PK Tyler Sievertsen (2)  
QB Brion Carnes (1)  
DB Tate Omli (1)  
DB Ray Mitchell (1)

### 2012

DB Garrett Scott (1)  
QB S. Kollmorgen (2)  
OL Dan Kruger (1)  
RB David Johnson (1)  
RS Carlos Anderson (1)

### 2011

LB L.J. Fort (1)  
PK Tyler Sievertsen (3)  
OL Jay Teply (1)  
QB Tirrell Rennie (1)  
LB Jordan Smith (1)

### 2010

RS Carlos Anderson (2)  
DL Ben Boothby (1)  
PK Billy Halgren (1)  
DB Andre Martin (1)  
QB Tirrell Rennie (1)

### 2009

QB Pat Grace (2)  
DB Quentin Scott (1)  
OL Austin Steichen (1)

### 2008

P Brook Black (1)  
QB Pat Grace (2)  
RT Jarred Herring (1)

OL Austin Howard (1)  
DB Darrell Lloyd (1)  
DL E. Pedescleaux (1)  
OL Bob Swift (1)

### 2007

LB Brannon Carter (2)  
PK Billy Halgren (1)  
RB Corey Lewis (1)  
DB Adam Roberts (1)  
QB Eric Sanders (2)  
OL Bob Swift (1)  
DB Clifford Waters (1)

### 2006

OL Barret Anderson (1)  
WR Johnny Gray (1)  
OL Chad Rinehart (1)  
LB Dave Schratz (1)  
PK Brian Wingert (2)

### 2005

OL Barret Anderson (1)  
WR Johnny Gray (1)  
LB Darin Heideman (1)  
DL John Hermann (1)  
OL Chad Rinehart (2)

### 2004

OG Barret Anderson (1)  
RB T. Freeney (1)  
DT Justin Heins (1)  
QB Eric Sanders (1)  
OT Luke Stigler (1)  
WR Justin Surrency (2)  
OG D. Wilkingson (1)  
PK Brian Wingert (1)

### 2003

OT Ben Deike (2)  
TB T. Freeney (1)  
WR Eddie Galles (1)  
P Cory Henke (1)  
SS Tyler Johnson (1)  
DE Matt Mitchell (2)  
OG Tyler Rawlins (1)  
PK Brian Wingert (1)

### 2002

OL Ben Keike (1)  
P Derrick Frost (1)  
PK M. Hoambrecker (3)  
WR Marlus Mays (1)  
DE Matt Mitchell (1)

### 2001

TB Adam Bengé (3)  
LB Carlos Dallis (1)

OT Ben Deike (1)  
P Derrick Frost  
DT Robert Hamre (1)  
DB Ken Harris (1)  
PK M. Hoambrecker (2)  
DB Ben Sanderson (1)  
OG C. Setterstrom (1)  
WR Jake Soliday (1)  
LB Casey Tierney (1)

### 2000

ST Carlos Dallis (1)  
P Derrick Frost (1)  
ST David Gunn (1)  
QB Ryan Helming (3)  
DB Justin Jansen (1)  
OL C. Setterstrom (1)

### 1999

WR Mike Furrey (2)  
QB Ryan Helming (1)  
LB Matt Pedersen (1)  
PK Brian Stegall (1)

### 1998

OT Brian Billick (1)  
P Randy Hall (1)  
RB Steve Jenkins (1)  
OT Nate Zehr (1)

### 1997

QB Shane Fortney (1)  
WR Mike Furrey (2)  
PK Julio Guzman (1)  
SS T. Malone (1)  
OL Brad Meester (1)  
OL Andy Pattee (1)  
LB Matt Pedersen (2)

### 1996

DL T.C. Barney (1)  
DB Mickey Dalton (1)  
DB Marcus Easter (1)  
OC Brad Meester (1)  
RB Jeff Stovall (2)  
PK Matt Waller (1)  
WR Detric Ward (4)

### 1995

OL Dan Bower (1)  
DB Marcus Easter (1)  
DL Brian Moretz (1)  
DB Tyree Talton (1)  
P Justin Urbanek (1)  
WR Detric Ward (2)

### 1994

P Ryan Elsbernd (1)  
DB Todd Harrington (1)  
OC D.J. Mumma (1)  
PK Matt Waller (1)  
LB Paul Wolf (2)

### 1993

LB Andre Allen (1)  
RS Jason McCleary (1)  
WR Tim Mosley (2)  
OC D.J. Mumma (2)  
RB Jeff Stovall (1)  
QB Kurt Warner (2)

### 1992

LB Peter Burns (1)  
RB Tank Corner (1)  
LB William Freeney (3)  
QB Jay Johnson (1)  
WR Kenny Shedd (1)

### 1991

RB Tank Corner (1)  
QB Jay Johnson (1)  
PK Brian Mitchell (1)  
DB Duane Peterson (1)  
WR Kenny Shedd (1)

### 1990

DE Todd Eagen (1)  
LB T. Freeney (1)  
QB Jay Johnson (2)  
PK Brian Mitchell (1)

### 1989

DB Willie Beamon (1)  
QB Ken Macklin (1)  
LB Bryce Paup (1)

### 1988

WR Wes Anderson (1)

### 1987

RB Carl Boyd (4)  
DB Chris Klieman (1)

### 1986

QB Mike Smith (4)

### 1985

RB Carl Boyd (1)  
LB Mark Farley (1)  
RB Errol Peebles (1)  
LB Henry Saxon (1)  
LB Bob Storbe (1)

#UNIFIGHT

COACHING STAFF

PLAYER PROFILES

OPPONENTS

2015 REVIEW

RECORDS



# ALL-AMERICANS

## ASSOCIATED PRESS

### First Team

- 1949 Paul DeVan, HB
- 1952 Lou Bohnsack, C
- 1960 George Alsleson, G
- 1961 Wendell Williams, G
- 1964 Randy Schultz, FB
- 1967 Ray Pedersen, G
- 1975 Mike Timmermans, DT
- 1990 Brian Mitchell, PK
- 1991 Brian Mitchell, PK
- 1992 Kenny Shedd, AP  
William Freaney, LB
- 1994 Andre Allen, LB
- 1995 Dedric Ward, WR
- 1996 Dedric Ward, WR
- 1999 Brad Meester, C
- 2001 Adam Vogt, LB
- 2002 M. Hoambrecker, PK
- 2006 Dre Dokes, DB
- 2007 Brannon Carter, LB  
Chad Rinehart, OL
- 2009 James Ruffin, DL
- 2011 Ben Boothby, DL
- 2014 Michael Schmadeke, PK  
Jack Rummells, OL

### Second Team

- 2015 Deiondre' Hall, DB
- 1948 Jason Loving, DT
- 1973 Mike Woodley, DB
- 1984 Joe O'Brien, DT
- 1987 Carl Boyd, RB
- 1989 David Campbell, G
- 1990 Kenny Shedd, KR
- 1991 Kenny Shedd, KR
- 1992 Scott Obermeier, PK
- 1993 Andre Allen, LB
- 1996 Tyree Talton, DB
- 1997 Mike Furrey, WR
- 1998 Mike Furrey, WR  
Matt Pedersen, LB
- 1999 Mike Furrey, WR  
Brad Meester, C
- 2000 Eddie Berlin, WR  
Ryan Doak, DB  
Ryan Helming, QB
- 2001 M. Hoambrecker, PK
- 2003 Ben Deike, OL
- 2005 Darin Heideman, LB
- 2006 Chad Rinehart, OL
- 2008 James Ruffin, DL
- 2009 Austin Steichen, C

### Third Team

- 1946 Pudge Camarata, HB
- 1960 Jerry Morgan, QB
- 1962 Dan Boals, FB
- 1975 Bill Salmon, QB
- 1976 Nick Maragos, DB
- 1981 Ken Harvey, TE
- 1987 Mark Hanssen, C  
Jeff Bealles, TE

- 1988 Sherrod Howard, TE
- 1989 Bryce Paup, LB
- 1994 Jason McCleary, DB
- 1998 Brad Meester, C
- 2003 Matt Mitchell, DE
- 2005 John Hermann, DE
- 2007 Brannon Carter, LB
- 2008 Everette Pedescleaux, DL
- 2009 Austin Howard, OL
- 2010 Austin Zlab, OL
- 2011 Tyler Sievertsen
- 2014 David Johnson, RB  
Xavier Williams, DL

### Honorable Mention

- 1947 Bob Williams, HB
- 1950 Eugene Fisher, HB
- 1951 Lou Bohnsack, C
- 1952 Maholon Kaylor, DE
- 1954 Ralph Capitani, QB
- 1959 Dennis Remmert, DT  
Bob Hahn, HB
- 1961 Dan Boals, FB
- 1963 Jim Jackson, G
- 1964 Phil Minnick, G
- 1965 Doug Kover, C
- 1967 Bill Smith, HB
- 1968 Tom Barbatti, DL
- 1969 John Williams, LB
- 1969 Jim Rudd, G
- 1972 Mike Woodley, DB
- 1979 Owen Dockter, OT  
Danny Todd, DB
- 1980 Chris Miliner, RB
- 1985 Mike Smith, QB  
Edward Grimes, DE  
Terry Orth, OT  
Mark Farley, LB  
Moses Aimable, DB  
Joe Fuller, DB

### 1986

- Brian Baker, TE
- Mike Smith, QB
- Carl Boyd, RB
- Jeff Bealles, DE
- Mark Farley, LB
- Clay Netusil, P
- 1987 Mike Smith, QB  
Louis Cox, G  
Sherrod Howard, TE  
Kevin Anderson, DB

## AFCA

### First Team

- 1994 Andre Allen, LB
- 1995 Dedric Ward, WR
- 1996 Dedric Ward, WR
- 1999 Brad Meester, C
- 2002 M. Hoambrecker, PK
- 2006 Dre Dokes, DB
- 2007 Chad Rinehart, OL
- 2008 James Ruffin, DL
- 2009 Austin Howard, OL

- 2011 Ben Boothby, DL
- 2012 Carlos Anderson, KR
- 2013 Tyler Sievertsen, PK
- 2014 Michael Schmadeke, PK
- 2015 Deiondre' Hall, DB

## ATHLETICS DIRECTORS ASSOCIATION

### First Team

- 2014 Michael Schmadeke, PK
- 2015 Deiondre' Hall, DB

## FOOTBALL FOUNDATION

### First Team

- 2002 M. Hoambrecker, PK

## AMERICAN FOOTBALL QUARTERLY

### First Team

- 1996 Dedric Ward, WR

## BEYOND SPORTS NETWORK

### Second Team

- 2013 Tyler Sievertsen, PK
- 2014 Jake Farley, LB

### Third Team

- 2013 Xavier Williams, DL
- 2014 Deiondre' Hall, DB

## COLLEGE FOOTBALL

### Second Team

- 1993 Andre Allen, LB

## COLLEGE FOOTBALL PERFORMANCE AWARDS

- 2014 Michael Schmadeke  
National PK of the Year  
David Johnson  
National All-Purpose Performer  
of the Year

## COLLEGE SPORTS MADNESS

### First Team

- 2015 Deiondre' Hall, DB

### Second Team

- 2013 Collin Albrecht, DL
- 2014 Jack Rummells, OL
- 2015 Brett McMakin, LB

### Third Team

- 2014 Michael Schmadeke, PK
- 2015 Makinton Dorleant, DB/RS  
Tim Kilfoy, DB

## COLLEGE SPORTING NEWS

### First Team

- 2014 Michael Schmadeke, PK  
David Johnson, RB  
Jack Rummells, OL  
Xavier Williams, DL
- 2015 Deiondre' Hall, DB

### Honorable Mention

- 2015 Tim Kilfoy, DB

## COLLEGESPORTSREPORT.COM

### First Team

- 2003 Ben Deike, OL
- 2007 Mark Huygens, DL  
Chad Rinehart, OL
- 2008 Everette Pedescleaux, DL  
James Ruffin, DL

### Second Team

- 2005 Eric Sanders, QB

### Third Team

- 2004 Luke Stigler, OL
- 2005 Darin Heideman, LB  
John Hermann, DE

### Honorable Mention

- 2004 Terrance Freaney, RB  
Dre Dokes, DB
- 2008 Austin Steichen, C

## DON HANSEN ALL-WEST REGION

### First Team

- 2006 Dre Dokes, DB  
Chad Rinehart, OL  
Brian Wingert, PK

### Second Team

- 2004 Ryan Arnold, DL

### Third Team

- 2004 Terrance Freaney, RB  
Luke Stigler, OL  
Brian Wingert, PK

## ESPN/SPORTSTICKER

### Second Team

- 1997 Mike Furrey, WR

## FOOTBALL GAZETTE

### First Team

- 1991 Brian Mitchell, PK
- 1992 Kenny Shedd, AP  
William Freaney, LB
- 1995 Dedric Ward, WR
- 1996 Dedric Ward, WR
- 1999 Brad Meester, C
- 2000 Ryan Doak, DB
- 2001 M. Hoambrecker, PK
- 2005 Tanner Varner, DB



# ALL-AMERICANS

## Football Gazette Cont.

- 2006 Dre Dokes, DB
- Brian Wingert, PK

## Second Team

- 1991 Kenny Shedd, KR
- William Freeney, LB
- 1993 Andre Allen, LB
- 1994 Andre Allen, LB
- 1997 Erik Nelson, DL

- Matt Pedersen, LB
- 1998 Brad Meester, C
- 1999 Ryan Helming, QB
- Matt Pedersen, LB

- 2000 Eddie Berlin, WR
- 2002 M. Hoambrecker, PK
- Chad Setterstrom, OL

## Third Team

- 1992 Peter Burns, LB
- 1994 Jason McCleary, DB
- 1995 Kevin Hammond, LB
- 1997 Mike Furrey, WR
- 1998 Erik Nelson, DE
- 2001 Chad Setterstrom, OL
- 2006 Chad Rinehart, OL

## Honorable Mention

- 1988 Sherrod Howard, TE
- 1991 Kenny Shedd, WR
- 1994 Dedric Ward, WR
- Matt Harken, TE
- D.J. Mumma, C
- Matt Waller, PK
- Dan Bower, OL
- Brian Moretz, NT
- Myron Glass, DB
- 1995 Brian Moretz, NT
- 1996 Tim Miller, LB
- Dannie Spann, LB
- 1997 Andy Pattee, OL
- Tyree Talton, DB
- 1998 Mike Furrey, WR
- Matt Pedersen, LB
- 1999 Mike Furrey, KR
- 2000 Brad Harms, OL
- Ryan Helming, QB
- 2001 Ryan Hannam, TE
- Jake Soliday, WR
- Adam Vogt, LB

## FOOTBALL NEWS I-AA

### Second Team

- 1986 Carl Boyd, RB
- 1987 Jeff Bealles, DE

## KODAK I-AA

### First Team

- 1985 Joe Fuller, DB
- 1987 Carl Boyd, RB
- 1990 Brian Mitchell, PK
- 1991 Brian Mitchell, PK

- 1992 Kenny Shedd, WR
- William Freeney, LB

- 1993 Andre Allen, LB

## Honorable Mention

- 1986 Mike Smith, QB
- Mark Farley, LB

## PHIL STEELE

### First Team

- 1999 Mike Furrey, WR
- 2011 L.J. Fort, LB
- Ben Boothby, DL

### Second Team

- 1999 Brad Meester, C
- 2010 Ben Boothby, DL
- 2011 Tyler Sievertsen, PK

### Third Team

- 1999 Ryan Helming, QB
- Matt Pedersen, LB

### Fourth Team

- 2010 Austin Zlab, OL

## PROFESSIONAL KICKING SERVICES INC.

### First Team

- 2002 M. Hoambrecker, PK

## STATS (FORMERLY "SPORTS NETWORK")

### First Team

- 1990 Brian Mitchell, PK
- 1991 Brian Mitchell, PK
- 1992 Kenny Shedd, AP
- William Freeney, LB
- 1994 Andre Allen, LB
- 1995 Dedric Ward, WR
- 1999 Brad Meester, C
- 2000 Eddie Berlin, WR
- Ryan Doak, DB
- Ryan Helming, QB
- 2001 Adam Vogt, LB
- M. Hoambrecker, PK
- 2006 Dre Dokes, DB
- 2007 Chad Rinehart, OL
- 2011 Ben Boothby, DL
- 2013 Tyler Sievertsen, PK
- 2014 David Johnson, AP
- 2015 Deiondre' Hall, DB

### Second Team

- 1989 David Campbell, G
- Bryce Paup, LB
- 1990 Seth Bonnette, DT
- 1993 Andre Allen, LB
- 1996 Dedric Ward, WR
- Tyree Talton, DB
- 1997 Mike Furrey, WR
- 1999 Mike Furrey, WR
- Matt Pedersen, LB

- 2002 M. Hoambrecker, PK
- 2003 Ben Deike, OL
- 2006 Chad Rinehart, OL
- 2007 Barret Anderson, G
- Mark Huygens, DL
- Johnny Gray, WR
- 2008 Everette Pedescleaux, DL
- 2009 Austin Steichen, C
- 2014 Michael Schmadeke, PK
- Jack Rummells, OL
- Xavier Williams, DL
- 2015 Brett McMakin, LB
- Karter Schult, DL

### Third Team

- 1993 Tim Mosley, WR
- 1996 Tyree Talton, DB
- 1997 Matt Pedersen, LB
- 1998 Brad Meester, C
- Mike Furrey, WR
- 2000 Brad Harms, OL
- 2001 Chad Setterstrom, OL
- 2002 Chad Setterstrom, OL
- 2003 Matt Mitchell, DE
- 2007 Brannon Carter, LB
- Brandon Keith, OL
- Eric Sanders, QB

- 2008 James Ruffin, DL
- 2009 James Ruffin, DL
- 2011 Carlos Anderson, KR
- 2012 Carlos Anderson, KR
- 2015 Makinton Dorleant, RS

### Honorable Mention

- 1990 Mike Fontana, C
- 1991 Kenny Shedd, KR
- 1992 Kenny Shedd, WR
- 1993 Jason McCleary, DB
- 1994 Dedric Ward, WR
- Matt Harken, TE
- D.J. Mumma, C
- Matt Waller, PK
- Jason McCleary, DB
- 2007 Johnny Gray, WR
- Eric Hoffman, C
- Brandon Keith, OL
- Corey Lewis, RB
- Eric Sanders, QB
- Clifford Waters, DB
- 2008 Bill Hallgren, PK
- De'Veon Harris, LB
- Corey Lewis, RB
- Austin Steichen, C

## WALTER CAMP

### First Team

- 1990 Brian Mitchell, PK
- 1991 Brian Mitchell, PK
- 1992 William Freeney, LB
- 1995 Dedric Ward, WR
- 1996 Dedric Ward, WR
- 1999 Mike Furrey, WR

- 2000 Eddie Berlin, WR
- Ryan Doak, DB
- 2001 M. Hoambrecker, PK
- 2002 M. Hoambrecker, PK
- 2006 Dre Dokes, DB
- 2007 Chad Rinehart, OL
- 2011 L.J. Fort, LB
- 2014 Michael Schmadeke, PK
- Jack Rummells, OL
- 2015 Deiondre' Hall, DB

## WILLIAMSON RATINGS

### First Team

- 1937 Paul Jones, DE
- 1949 Paul DeVan, HB
- 1955 LeRoy Dunn, DT
- 1956 Dick Formanek, DT
- 1960 Jerry Morgan, QB
- 1962 Dan Boals, FB

### Second Team

- 1959 Dennis Remmert, DT
- 1961 Wendlen Williams, G

### Honorable Mention

- 1939 Wendlen Burckhard, HB
- Leo Kagan, C
- 1940 Jim Podemski, OL
- Hugh Roberts, G
- 1945 George Dutcher, HB
- 1946 Jason Loving, OL
- 1956 Ron Brinkley, FB
- 1960 George Asleson, G
- Warren Hansen, HB
- 1961 John Raffensberger, DE
- Al Sonnenberg, OL
- Howie Becker, HB
- 1962 Ted Minnick, OL
- 1963 Larry Thompson, HB
- Phil Minnick, G
- Randy Schultz, FB

## WALTER PAYTON AWARD

- 1996 Dedric Ward (5th)
- 1999 Ryan Helming (14th)
- 2000 Ryan Helming (5th)
- 2003 Terrance Freeney (5th)
- 2007 Eric Sanders (2nd)
- Chad Rinehart (22nd)
- 2011 Tirrell Rennie (12th)
- 2014 David Johnson (10th)

## BUCK BUCHANAN AWARD

- 2001 Adam Vogt (4th)
- 2011 L.J. Fort (2nd)
- Ben Boothby (9th)
- 2014 Xavier Williams (13th)
- 2015 Deiondre' Hall (5th)

## JERRY RICE AWARD

- 2011 David Johnson (4th)
- 2012 Sawyer Kollmorgen (2nd)

#UNIFIGHT

COACHING STAFF

PLAYER PROFILES

OPPONENTS

2015 REVIEW

RECORDS



## ACADEMICS

### MVFC SCHOLAR-ATHLETE

#### 1974

Dennis Harms, OL  
Charles Frisk, OL  
Paul James, LB

#### 1976

Dave Schooley, WR  
Mel Campbell, DL

#### 1977

Terry Allen, QB  
Neil Phipps, DL

#### 1979

Owen Dockter, DL

#### 1980

Jerry Griffith, DE  
Owen Dockter, DT

#### 1981

Jerry Griffith, DE

#### 1982

Jim Lewis, DL  
Joe O'Brien, DL

#### 1983

Troy Thomas, OT

#### 1984

Mark Farley, LB  
Mike Molstead, PK  
Troy Thomas, OT

#### 1994

*First Team:*  
Donald Mumma, OC  
Brett O'Donnell, QB  
*Second Team:*  
Paul Wolf, LB  
*Honorable Mention:*  
Ryan Elsbernd, P  
Matt Harken, TE  
Jeff Helgeson, FS

#### 1995

*First Team:*  
Chris Berg, QB  
Matt Harken, TE  
*Second Team:*  
Andy Pattee, OT  
*Honorable Mention:*

Steve Beard, QB  
Troy Dooley, RB  
Eric Lyons, OL  
Marc Salmon, DB  
Travis Schipper, LB

#### 1996

*First Team:*  
Steve Beard, QB  
Greg Hawthorne, TE  
Travis Schipper, LB  
*Second Team:*  
Andy Morris, LB  
*Honorable Mention:*  
Andy Pattee, OL

#### 1997

*First Team:*  
Brad Meester, OC  
Matt Peterson, DE  
Travis Schipper, LB  
*Second Team:*  
Matt Pedersen, LB  
*Honorable Mention:*  
Andy Pattee, OL  
Luke Wilson, DE

#### 1998

*First Team:*  
Brad Meester, OC  
*Second Team:*  
Drew Elmer, LB  
Matt Pedersen, LB  
Luke Wilson, LB  
*Honorable Mention:*  
Randy Hall, P  
Andy Morris, LB/S  
Matt Peterson, DE

#### 1999

*First Team:*  
Brad Meester, OC  
Matt Pedersen, LB  
Matt Peterson, DL  
*Second Team:*  
Drew Elmer, LB  
Joseph Rieber, OT  
*Honorable Mention:*  
Ryan Hannam, TE  
Tyler Powell, FS  
Chris Stimmel, CB  
Adam Vogt, LB

#### 2000

*First Team:*  
Ryan Hannam, TE  
Chris Stimmel, SS  
*Second Team:*  
Derrick Frost, P  
Robert Hamre, NT

Brad Richtsmeier, WR  
Joseph Rieber, OG  
Adam Vogt, LB  
*Honorable Mention:*  
Nathan Smith, LB

#### 2001

*First Team:*  
Ryan Hannam, TE  
Jake Soliday, WR  
Chris Stimmel, FS  
Adam Vogt, LB  
*Second Team:*  
Robert Hamre, DT  
*Honorable Mention:*  
Ross Bohner, OG  
Brad Richtsmeier, WR  
Matt Trump, OC

#### 2002

*First Team:*  
M. Hoambrecker, PK  
*Second Team:*  
Derrick Frost, P  
*Honorable Mention:*  
Eddie Galles, WR  
Robert Hamre, DT  
Tom Petrie, QB

#### 2003

*First Team:*  
Eddie Galles, WR  
Tom Petrie, QB  
*Second Team:*  
Ben Deike, OT  
John Schabilion, OC  
*Honorable Mention:*  
Ross Bohner, OG

#### 2004

*First Team:*  
Justin Surrency, WR  
*Second Team:*  
James Lindgren, WR  
John Schabilion, OC  
Doug Wilkinson, OC  
*Honorable Mention:*  
Curt Bradley, WR

#### 2005

*First Team:*  
John Schabilion, OC  
*Second Team:*  
James Lindgren, WR  
Justin Surrency, WR

#### 2006

*First Team:*  
James Lindgren, WR  
*Second Team:*  
Chad Rinehart, OL  
*Honorable Mention:*  
Curt Bradley, WR  
Ross Hannam, TE

#### 2007

*First Team:*  
Chad Rinehart, OL  
*Second Team:*  
Corey Lewis, RB  
Josh Mahoney, LB

#### 2008

*First Team:*  
Josh Mahoney, LB  
*Honorable Mention:*  
Bob Swift, OL

#### 2009

*First Team:*  
Josh Mahoney, LB  
*Second Team:*  
Ben Boothby, DL  
Ryan Mahaffey, TE/FB

#### 2010

*First Team:*  
Ben Boothby, DL  
*Second Team:*  
Billy Hallgren, PK  
Jarred Herring, WR  
Ryan Mahaffey, TE  
*Honorable Mention:*  
Andre Martin, DB  
Austin Zlab, OL

#### 2011

*First Team:*  
Ben Boothby, DL  
Jarred Herring, WR  
*Second Team:*  
Kyle Bernard, P

#### 2012

*First Team:*  
Kyle Bernard, P  
*Honorable Mention:*  
Jack Rummells, OL

#### 2013

*First Team:*  
Jake Farley, LB  
*Second Team:*  
Collin Albrect, DL

Jordan Gacke, LB  
*Honorable Mention:*  
Jack Rummells, OL

#### 2014

*First Team:*  
Jake Farley, LB  
David Johnson, RB  
*Second Team:*  
Isaac Ales, DL  
Max Busher, LB  
Jack Rummells, OL  
*Honorable Mention:*  
Jacob Rathmacher, OL

#### 2015

*First Team:*  
Isaac Ales, DL  
Jacob Rathmacher, OL  
Karter Schult, DL  
*Second Team:*  
Jared Farley, LB  
Robert Rathje, OL

### MVFC PRESIDENT'S ACADEMIC EXCELLENCE AWARD

1993 Jay Johnson  
Timothy Rial  
1997 Greg Hawthorne  
MacKenzie Jorth  
1998 Travis Schipper  
2000 Brian Andersen  
Andrew Elmer  
Brad Meester  
Scott Mikkelson  
Matthew Peterson  
Lucas Wilson  
2001 Aaron Tecklenburg  
2002 Christopher Stimmel  
Adam Vogt  
2003 Brad Richtsmeier  
2005 Tom Petrie  
2006 John Scabilion  
2007 James Lindgren  
2009 Colin Dietrich  
Josh Mahoney  
Sam Peterson  
Austin Zlab  
Ben Boothby  
2010 Ryan Mahaffey  
Austin Zlab  
2011 Kyle Bernard  
Ben Boothby  
Jarred Herring  
Collin Albrect  
Kyle Bernard  
John Hubbard  
Zach Kienol  
2013 Collin Abrecht  
Max Busher



# ACADEMICS

## Academic Excellence Award Cont.

2013	Jake Farley Jordan Gacke
2014	Max Busher Lee Carhart Jake Farley Jacob Hurla Robert Rathje Jacob Rathmacher Jack Rummells Karter Schult
2015	Isaac Ales Robert Rathje Jacob Rathmacher Karter Schult
2016	Isaac Ales Robert Rathje Jacob Rathmacher Karter Schult

## COSIDA ALL-AMERICANS

1974	Paul James, LB
1980	Owen Dockter, DT (2nd Team AAA)
1985	Mark Farley, LB (District VII)
1986	Mark Farley, LB (District VII)
1991	Mike Schulte, RB (District VII/2nd Team AAA)
1998	Brad Meester, OC (District VII)
1999	Brad Meester, OC (District VII/1st Team AAA)
2000	Adam Vogt, LB (District VII)
2001	Chris Stimmel, FS (District VII) Adam Vogt, LB (District VII)
2002	Eddie Galles, WR (District VII) MacKenzie Hoambrecker (District VII)
2003	Eddie Galles, WR (District VII)
2004	John Schabilion, OC (District VII) James Lindgren, WR (District VII)
2005	John Schabilion, OC (District VII) James Lindgren, WR (District VII)
2006	James Lindgren, WR (District VII/1st Team AAA)
2007	Chad Rinehart, OL (District VII)
2008	Josh Mahoney, LB (District VII/2nd Team AAA)
2009	Josh Mahoney, LB (District VII/1st Team AAA)

2010	Ben Boothby, DL (District VII/2nd Team AAA)
2011	Ben Boothby, DL (District VII/1st Team AAA)
2013	Jake Farley, LB (District VI) Collin Albrecht, DL (District VI)
2015	Isaac Ales (District VI/2nd Team AAA) Jacob Rathmacher (District VI/1st Team AAA) Karter Schult (District VI/1st Team AAA)

## FCS ATHLETIC DIRECTORS ACADEMIC ALL-STAR

1998	Brad Meester, OC Matt Pedersen, LB
2001	Chris Stimmel, FS Adam Vogt, LB
2003	Tom Petrie, QB
2004	John Schabilion, OC
2005	John Schabilion, OC
2006	James Lindgren, WR
2007	Chad Rinehart, OL
2008	Josh Mahoney, LB
2009	Josh Mahoney, LB
2011	Ben Boothby, DL (S-A of the Year)
2012	Kyle Bernard, P
2014	Jake Farley, LB
2015	Jacob Rathmacher, OL

## FCS ADA POSTGRADUATE SCHOLARSHIP FINALIST

2006	James Lindgren, WR
2009	Josh Mahoney, LB
2011	Ben Boothby, DL
2012	Kyle Bernard, P
2014	Jake Farley, LB
2015	Jacob Rathmacher, OL

## WILLIAM V. CAMPBELL TROPHY (ACADEMIC HEISMAN)

2006	James Lindgren, WR (Semifinalist)
2007	Chad Rinehart, OL (Semifinalist)
2009	Josh Mahoney, LB (Finalist)
2011	Ben Boothby, DL (Semifinalist)
2012	Kyle Bernard, P (Semifinalist)
2014	David Johnson, RB (Semifinalist)
2015	Isaac Ales, DL (Semifinalist)

## NFF HAMPSHIRE HONOR SOCIETY

2006	Curt Bradley, WR James Lindgren, WR
2007	Chad Rinehart, OL
2008	Nick Nelson, DB
2009	Josh Mahoney, LB Stacy Chinander, LS
2010	Billy Hallgren, PK Ryan Mahaffey, TE Jamar Thompson, LB Austin Zlab, OL
2011	Ben Boothby, DL August Hadenfeldt, DL Jarred Herring, WR
2012	Kyle Bernard, P
2013	Dan Kruger, OL
2014	Max Busher, LB David Johnson, RB Jake Farley, LB Jack Rummells, OL
2015	Isaac Ales, DL Savon Huggins, RB Jacob Rathmacher, OL

## MISSOURI VALLEY CONFERENCE LEADERSHIP & SERVICE AWARD

2008	Ben Schmidt, DB
2011	Ben Boothby, DL
2013	David Johnson, RB
2014	Jack Rummells, OL
2015	Jordan Webb, DB

## BURGER KING SCHOLAR-ATHLETE

1999	Brad Meester, OC
------	------------------

## NATIONAL ASSOCIATION OF ACADEMIC ADVISORS FOR ATHLETICS STUDENT ACHIEVEMENT

1999	Terrance Malone, DB
------	---------------------

## ARA SPORTSMANSHIP AWARD

2011	Ben Boothby, DL (Finalist)
------	-------------------------------

## NCAA POST-GRADUATE SCHOLARSHIP

1981	Owen Dockter, Sociology
2009	Josh Mahoney, Economics/English
2012	Kyle Bernard, Movement and Exercise

## NCAA WALTER BYERS AWARD

2009	Josh Mahoney, Economics/English
------	------------------------------------

#UNIFIGHT

COACHING STAFF

PLAYER PROFILES

OPPONENTS

2015 REVIEW

RECORDS



## ALL-TIME LETTER WINNERS

### A –

Abel, Jason - 1989  
 Abney, Don - 1947-49  
 Abrahamson, Dick - 1958  
 Adams, Dymon - 1999  
 Admire, Kaleb - 2009-11  
 Agnew, Dan - 1965  
 Albrecht, Colin - 2011-13  
 Aimable, Moses - 1984-85  
 Albrecht, Derc - 2002  
 Aldrich, Charles - 1974  
 Aldrich, John - 1973-74  
 Alexander, Troy - 1990-91  
 Alford, Ben - 2008  
 Ales, Isaac - 2012-15  
 Allen, A.J. - 2015  
 Allen, Andre - 1991-94  
 Allen, Andy - 1995-96  
 Allen, Lester - 2003-04  
 Allen, Terrell - 2006-07  
 Allen, Terry - 1975-78  
 Alvarez, Nick - 2006-07  
 Alston, Barry - 1973  
 Appleman, Jacob - 2015  
 Andersen, Brian - 1996-99  
 Anderson, Barrett - 2004-07  
 Anderson, Carlos - 2009-12  
 Anderson, Jeff - 1994  
 Anderson, Joe - 1979-82  
 Anderson, Kevin - 1986-89  
 Anderson, Mike - 1991-94  
 Anderson, Wes - 1987-88  
 Angell, Mike - 1985-86  
 Arnold, Ed - 1976-78  
 Arnold, Ryan - 2002-04  
 Armstrong, Terry - 1985-86  
 Arvidson, Tim - 1980  
 Asleson, George - 1959  
 Asman, Matt - 2007  
 Augustin, Tim - 1996  
 Austin, Brendan - 1992-93  
 Avelchas, Nick - 1941-42

### B –

Bahr, Dennis - 1962-63  
 Bailey, Aaron - 2015  
 Baker, Brian - 1984-87  
 Banks, Danny - 1998-99, 01  
 Barbatti, Thomas - 1966-67  
 Barnes, Jalen - 2012-13  
 Barney, Willie - 1993-96  
 Barnhart, Don - 1940-41  
 Barz, Kevin - 1976-77  
 Basye, James - 1965  
 Bates, Jeff - 2002-05  
 Batten, Pat - 1972-73  
 Baumler, Brad - 1988-91  
 Bayevsky, Jesse - 1939  
 Beach, John - 1949-50  
 Bealles, Bill - 1983-85  
 Bealles, Jeff - 1984-87  
 Beals, Matt - 1996-99

Beamon, Willie - 1989-90, 92  
 Beard, Steven - 1993-96  
 Beck, Brian - 1996-98  
 Becker, Howard - 1960  
 Beetsch, Richard - 1953-54  
 Behr, Ryan - 1992-95  
 Bellock, Cyril - 1940-  
 Bellock, Vincent - 1967  
 Bengel, Adam - 1998-99, 01-02  
 Bennett, Aaron - 1999  
 Bennett, Kyle - 2008-09  
 Berg, Chris - 1994-95  
 Bergman, Brett - 2007-08  
 Bergstrom, Richard - 1967  
 Berlin, Eddie - 1997-00  
 Berlin, Tom - 2003-04  
 Bernard, Kyle - 2009-12  
 Berry, Nelson - 1979  
 Beverlin, Ken - 1963-64  
 Bice, Greg - 1958  
 Bieghler, Logan - 2013-15  
 Bienfang, Homer - 1947-50  
 Bingaman, Ryan - 2011-14  
 Bitcon, Lawrence - 1953-54  
 Black, Brook - 2008  
 Blaha, Dale - 1974  
 Blair, Tavaughn - 2013-14  
 Blankenberg, Steve - 1973  
 Blessington, Mark - 2011-13  
 Boals, Dan - 1960-61  
 Bock, Michael - 1966  
 Boehlke, Jason - 2001  
 Boettcher, Aaron - 2003  
 Boeve, Adam - 1999  
 Bohner, Ross - 2000-03  
 Bohnsack, Lou - 1950-51  
 Bohnstengel, David - 2007  
 Boland, Art - 1938-39  
 Boll, Jake - 2010-12  
 Bonnette, Seth - 1989-90  
 Bonsall, Duane - 1957-58  
 Boothby, Ben - 2008-11  
 Boren, Sean - 2011  
 Borland, Glen - 1957  
 Borman, Eric - 1990  
 Bormann, Eric - 1992  
 Bostic, Alan - 1987-88  
 Botkin, Mark - 1985-88  
 Bowen, Dick - 1941-42  
 Bower, Dan - 1992-95  
 Bowman, Carl - 1960  
 Boyd, Carl - 1985-87  
 Bradley, Curt - 2003-06  
 Branch, Darren - 2009-11  
 Bratschie, Jeff - 1982  
 Braunschweig, R. - 1950  
 Bray, Carter - 1981  
 Brechin, Bill - 2002  
 Breeiland, Jason - 2002-05  
 Breitbach, Louis - 1937  
 Brelsford, Brodie - 2000-02  
 Brennan, Dameko - 2007  
 Bright, Dave - 1971

Brinkley, Ronald - 1954-55  
 Brinkman, Matt - 1989-90  
 Brinkman, Mike - 1988-89  
 Brookins, Taylor - 2007-08  
 Brown, Charles - 2013-15  
 Brown, Dominick - 2002  
 Brown, Ed - 1972-73  
 Brown, Jim - 1949-50  
 Brown, Jimmie - 2002-03  
 Brown, Mike - 1979-80  
 Brown, Neville - 1997  
 Brown, Reggie - 2003-04  
 Brown, Stanley - 1947-49  
 Brown, Sylvester - 1990-94  
 Brown, Ted - 1977  
 Browner, Brent - 1998-01  
 Browning, J'Veyon - 2014-15  
 Bruder, Marty - 1984  
 Brutley, Daryon - 2001  
 Bryan, Fred - 1980-82  
 Buchanan Jr., Ray - 2014-15  
 Buchwald, Randall - 1974-76  
 Buck, Don - 1958  
 Bumgardner, Mark - 1950-51  
 Burckhard, Wendlen - 1938-39  
 Burdick, Harold - 1949  
 Burkle, Cory - 1993-96  
 Burns, Peter - 1989-92  
 Buser, Loren - 1963-64  
 Bush, Delond - 1993-95  
 Busher, Max - 2011-14  
 Buss, Aaron - 1998-2000  
 Buss, Jeff - 1982-84  
 Bute, Gordon - 1937  
 Butler, Bryan - 2003-04  
 Butler, Doug - 1951, 53-54  
 Button, Dennis - 1962  
 Byrnes, Ray - 1948-49

### C –

Caballero, Mark - 1984-85  
 Cacek, Charles - 1948  
 Cade, Renaldo - 1981  
 Caldwell, Kreston - 2013  
 Camarata, Laverne - 1942  
 Campbell, Dave - 1986-89  
 Campbell, Jim - 1972-73  
 Campbell, Melvin - 1974-76  
 Campbell, Mike - 1985-88  
 Canady, Tre'Darrius - 2008-11  
 Capitani, Ralph - 1951, 53-54  
 Cappaert, Jim - 1982  
 Carhart, Lee - 2014  
 Carlo, Douglas - 1974-76  
 Carlsen, Travis - 1999  
 Carlson, Luke - 1986-88  
 Carnes, Brion - 2013-14  
 Carr, Alex - 2012  
 Carson, Tim - 1973-74  
 Carter, Brannon - 2004-07  
 Carter, Richard - 2000-01, 03-04  
 Case, Walter - 1947-48  
 Chambers, Bill - 1945

Chambers, Jeff - 1985-88  
 Chinander, Stacy - 2008-09  
 Chizek, Jim - 1972  
 Christensen, Paul - 1977-78  
 Christianson, W. - 1940  
 Church, Kenneth - 1942  
 Clapp, Chris - 1994-97  
 Clarahan, Rick - 1979  
 Clark, Ralph - 1982-84  
 Clark, Tim - 2010-12  
 Clark, William - 1974, 76-77  
 Clayton, Alonzo - 1994-97  
 Clement, Larry - 1966  
 Clemmenson, Harvey - 1945  
 Cochrane, Clark - 1956  
 Collins, Josh - 2008-11  
 Conley, James - 2008-11  
 Cook, Carroll - 1937  
 Cook, Ray - 1982, 84-85  
 Cooper, Curtis - 2004-06  
 Corner, Tank - 1991-92  
 Cory, Mark - 1981  
 Coughlin, Kevin - 1977  
 Cowan, Spencer - 1983-86  
 Cox, Dave - 1960-61  
 Cox, Louis - 1986-87  
 Cramer, Dean - 1953  
 Crane, Bob - 1959-60  
 Crew, Leland - 1949-50  
 Cribbs, William - 1947  
 Crouch, George - 1987-88  
 Cunningham, Logan - 2013-15  
 Culver, Mark - 1995-96  
 Curran, Ben - 2007  
 Curry, Mike - 1977-78  
 Cutkomp, Zach - 2010-13  
 Cutright, Brian - 2002-05  
 Cutshall, Bob - 1941

### D –

Dallis, Carlos - 1999-01  
 Dalton, Mickey - 1996  
 Damron, Jim - 1958  
 Daniels III, Albert - 2006  
 Daniels, Clarence - 1973  
 Daniels, Mike - 1982-83  
 Danilov, Misha - 2010-12  
 Davis, Carl - 1975-76  
 Davis, Clee - 1974  
 Davis, Damian - 1988-89  
 Davis, DeMarus - 2002  
 Davis, Nick - 2004-06  
 Davis, Parnell - 1989  
 Davis, Zach - 2008-10  
 Davison, Brian - 1995  
 Day, Pat - 1988-90  
 DeHaan, Cody - 1997-00  
 DeHoedt, Casey - 2012-13  
 Deike, Ben - 2000-03  
 Deike, Dallas - 1973-76  
 Demos, Dalton - 2015  
 Deines, Dana - 1976-79  
 Delaere, Marc - 1992-94

Derhammer, David - 1966  
 DeVan, Paul - 1945, 47-48  
 DeVries, Dusty - 2000  
 Dexter, D'Shawn - 2014-15  
 Dhaemers, Steve - 1989-91  
 Dickens, Charles - 1974-75  
 Dietrich, Colin - 2010  
 Dietrich, Gene - 1969-71  
 Dillavou, Darrell - 1947  
 Dixon, Ryan - 2013  
 Doak, Ryan - 1997-00  
 Dockter, Owen - 1977-80  
 Dodd, Ron - 1972-74  
 Dokes, Dre - 2003-06  
 Donnel, Allen - 1987  
 Donovan, Scott - 1973  
 Dooley, Troy - 1994-95  
 Dorleant, Makinton - 2013-15  
 Downing, Tim - 2007  
 Dreyer, Jordan - 2002-03  
 Dunn, LeRoy - 1953-54  
 Dunne, Eli - 2015  
 Dunnigan, Charlie - 1959  
 Durlfinger, Scott - 1991-94  
 Dusho, Jeremy - 1999  
 Dutcher, George - 1937-38

### E –

Eagen, Todd - 1986, 88-90  
 Easley, Matt - 2015  
 Easter, Marcus - 1994-96  
 Eastman, Dale - 1976  
 Ebertowski, Austin - 2012  
 Eckhardt, Skip - 1978-80  
 Edem, Dan - 2011-12  
 Ehn, Josh - 2003  
 Ehrig, Dave - 1978-79  
 Eichelberger, Don - 1961  
 Eilander, Darrin - 1986-89  
 Eilert, Will - 2008-11  
 Eisenlauer, Richard - 1950  
 Eisenmenger, Pat - 1973-75  
 Ehigiamusoe, Osayi - 2006  
 Ellingson, Rick - 1977-78  
 Elliot, Richard - 1978, 80  
 Ellis, Kelly - 1977-79, 81  
 Elmer, Andrew - 1997-99  
 Elsbernd, Ryan - 1992-94  
 Epstein, Tyler - 2007  
 Erion, Randy - 1974  
 Erstad, David - 1976-78  
 Etzel, Scott - 1981-83  
 Evans, Dave - 1980  
 Evans, Araf - 2004-07  
 Eyman, D.P. - 2007-09

### F –

Falk, Adam - 2005-07  
 Farley, Jake - 2012-14  
 Farley, Jared - 2014-15  
 Farley, Mark - 1983-86  
 Feddersen, Rory - 1987-90



# ALL-TIME LETTER WINNERS

Feldpausch, Joe - 2013-14  
 Ferch, Duncan - 2015  
 Ferguson, Garrett - 1996-97  
 Fertig, Robert - 1975-77  
 Fiacco, Jason - 2006-09  
 Fiacco, Ron - 1975-76  
 Fiech, Michael - 2001-02  
 Figueroa, Steven - 2011  
 Finn, Howard - 1939  
 Firstley, Josh - 2006-07  
 Fisher, Bud - 1948-50  
 Fisher, Donald - 1953-54  
 Fisk, Jack - 1950  
 Flander, Trent - 2007-09  
 Flynn, Paul - 1986-88  
 Fontana, Mike - 1989-90  
 Formanek, Larry - 1979-80  
 Formanek, Richard - 1954-55  
 Fort, L.J. - 2008-10  
 Fortney, Shane - 1997  
 Foster, Jerry - 1953, 55  
 Foster, Jerry - 1959  
 Fountain, Daurice - 2014-15  
 Fowler, Brad - 2004  
 Fox, Terry - 1965-66  
 Francke, Scott - 1985-86  
 Fransen, Jim - 1973-74  
 Fredericks, Chris - 1991-92  
 Freebolin, Fred - 1981-84  
 Freeman, Roger - 1955-56  
 Freeney, William - 1990-92  
 Freeney, Terrance - 2003-05  
 Friess, Doug - 1982-83  
 Friess, Keith - 1987  
 Frisk, Charles - 1972-73  
 Fromholtz, Kyle - 2000  
 Frost, Derrick - 2000-02  
 Fry, Wayne - 1973-74  
 Fullbright, Mark - 1978-80  
 Fuller, Joe - 1982-85  
 Fuller, Zerrick - 2010  
 Fulton, Derrick - 1994-95  
 Furrey, Mike - 1997-99

## G –

Gacke, Jordan - 2010-13  
 Gaeta, Griffin - 2013-15  
 Galles, Eddie - 2002-03  
 Gant, Richard - 1947  
 Gardner, Scott - 1984-85  
 Garrett, Cyrus - 2005-06  
 Garvin, Matt - 2005  
 Gau, Mike - 1979-80  
 Gefs, Jim - 1972  
 Gehrke, Brad - 1989-90  
 Geise, Doran - 1978-79  
 Gentzler, Dave - 1978, 80  
 Gerard, Shawn - 2008-11  
 Gerrell, Michael - 1998-00  
 Gibbs, Beau - 2003-04  
 Gibson, Chad - 2011-12  
 Gilson, Joel - 2007-08

Ginn, Bryan - 1976-77  
 Gipper, Tim - 1981  
 Girdner, Jeff - 1979-80  
 Glass, Myron - 1991-94  
 Goff, Mark - 1982  
 Golly, Tracy - 1987  
 Gonnering, Jake - 2009-10  
 Gonzalez, Luis - 1985-86  
 Goodvin, Elvin - 1946-47  
 Goodwille, Gene - 1941  
 Goodwin, Jamie - 2005  
 Goree, Darryl - 1982-83  
 Gougis, Jeff - 1986  
 Graham, Kevin - 1981  
 Grace, Pat - 2007-09  
 Gran, Zach - 2009-10  
 Granderson, Jaz - 2010-11  
 Graves, Nate - 2010  
 Gray, Johnny - 2005-07  
 Gray, Mike - 1997  
 Gray, Rashadeem - 2015  
 Gray, Rodney - 1990-92  
 Green, Larry - 1967  
 Green, Troy - 1989  
 Gregory, John - 1959  
 Griffin, Kenneth - 1942, 46  
 Griffith, Donald - 1939  
 Griffith, Jerry - 1979-81  
 Griffin, Anthony - 1993  
 Grimes, Edward - 1984-85  
 Grove, Don - 1954, 56  
 Grover, Judd - 1990  
 Grundy, Randy - 1982  
 Gulick, Bruce - 1966-67  
 Gunn, David - 1999, 2000  
 Gustafson, Chris - 1999-00  
 Guzman, Julio - 1997-98

## H –

Haberman, Wayne - 1977  
 Hadenfeldt, Augest - 2009-11  
 Hadennfeldt, Bob - 1941, 45  
 Hadley, Ron - 1978  
 Hagge, Lauren - 1945  
 Hahn, Bobby - 1956-57  
 Hall, Deiondre' - 2012-15  
 Hall, Lance - 1995-96  
 Hall, Pat - 1975-76  
 Hall, Randy - 1997-98  
 Hall, Rod - 2015  
 Hallgren, Billy - 2007-10  
 Halligan, Pat - 1955-56  
 Hamilton, Jeff - 1976-77  
 Hamilton, Scott - 1979-81  
 Hammar, Greg - 1993  
 Hammond, Del - 1964  
 Hammond, Kevin - 1992-95  
 Hampton, Robert - 1967  
 Hamre, Robert - 1999-02  
 Hamrock, Jason - 1992-95  
 Haning, Thomas - 1974-76  
 Hanley, Hurley - 1959-60

Hannam, Ross - 2003-06  
 Hannam, Ryan - 1998-01  
 Hansen, Bryce - 1966  
 Hansen, Denny - 1986-87  
 Hansen, Pat - 1986, 89  
 Hansen, Warren - 1958-59  
 Hanson, Trevor - 2013-15  
 Hanssen, Mark - 1984-87  
 Harken, Matt - 1992-95  
 Harms, Brad - 1998-00  
 Harms, Dennis - 1972-73  
 Harnack, Don - 1987-88  
 Harraway, Adrien - 1999-00  
 Harrell, Jonathan - 2002-03  
 Harrington, Todd - 1991-94  
 Harris, De'Veon - 2007-08  
 Harris, Kenny - 2000-01  
 Harris, Kirk - 2012-14  
 Harris, Steve - 1981-84  
 Harskamp, Dave - 1971  
 Hart, Don - 1956  
 Hartema, Ron - 1964  
 Hartman, Dean - 1959  
 Hartung, Dan - 1978-79  
 Harvey, Ken - 1980-81  
 Hawthorne, Greg - 1994-96  
 Hayes, Brad - 1979-82  
 Healy, Dennis - 1966  
 Hebert, D.J. - 2013  
 Heideman, Darin - 2002-05  
 Heimsoth, Jay - 1994-97  
 Hein, Mark - 1986-89  
 Heins, Justin - 2001-04  
 Helgens, J.P. - 2009  
 Helgeson, Jeff - 1993-95  
 Helmer, Danny - 1987  
 Helming, Ryan - 1997-00  
 Henderson, Raishaun - 2001-04  
 Hendrickson, Mark - 1976-79  
 Hendrix, Damon - 2015  
 Henke, Cory - 2003-04  
 Herdliska, Mike - 1989  
 Hermann, John - 2003-05  
 Herndon, Jamal - 1999-00  
 Herrig, Nate - 2007-09  
 Herrin, John - 1990-93  
 Herring, Jarred - 2008-11  
 Hershberger, James - 1954-55  
 Hill, Barkley - 2014-15  
 Hill, Cedric - 1983-84  
 Hill, Charlie - 1961  
 Hill, Dexter - 2005  
 Hill, Eric - 1981  
 Hill, John - 1984-87  
 Hillman, Mike - 1973  
 Hines, Jerry - 1987-88  
 Hoagland, Rodney - 1953-54  
 Hoambrecker, Mackenzie - 2000-02  
 Hobbs, Kirk - 1980-82  
 Hodam, Rick - 1967  
 Hodge, Elijah - 2009  
 Hoffa, Randy - 1975-77  
 Hoffman, Eric - 2004-07

Holcomb, Randy - 1983-84  
 Hollimon, Terry - 1997  
 Holmes, Mark - 1981-83  
 Holt, Greg - 1980  
 Honsbruch, Merlyn - 1941  
 Hord, D.J. - 2008-09  
 Horne, David - 2005  
 Hougom, Steve - 1988-89  
 Houser, Steven - 1975  
 Howard, Anthony - 2001-02  
 Howard, Austin - 2006-09  
 Howard, Darion - 2010-11  
 Howard, Sherrrod - 1985-88  
 Hubbard, John - 2011-12  
 Hudak, Darren - 2008  
 Hudnutt, Michael - 1990-93  
 Huffman, Max - 1956-58  
 Huggins, Savon - 2015  
 Hull, Chris - 1990  
 Hunemuller, Reed - 1975-78  
 Hunt, Bob - 1941  
 Hunter, Patrick - 2004-05  
 Hutchings, James - 1983-84  
 Huygens, Mark - 2005-08

## I –

Idleburgh, James - 2003-04  
 Indvik, Bo - 1941-42  
 Ingalls, Steve - 1980-82  
 Isaacson, Mike - 1991-92  
 Issak, Oliver - 1954  
 Ivory, Titus - 2001-04

## J –

Jackson, Carly - 1981-82  
 Jackson, Doug - 1987-88  
 Jackson, Jim - 1962-63  
 Jackson, Will - 2009  
 James, Craig - 2008, 10  
 James, Paul - 1972-74  
 Jansen, Justin - 2000-02  
 Jenkins, Charles - 1983-84  
 Jenkins, John - 1996, 98  
 Jennings, De'Angelo - 2014-15  
 Jensen, Milo - 1939  
 Jepsen, Chris - 2011-13  
 Johansen, Norman - 1941  
 Johnson, Charles - 2005  
 Johnson, David - 2011-14  
 Johnson, Doug - 1974  
 Johnson, Jay - 1989-92  
 Johnson, Jeremy - 2013  
 Johnson, Jim - 1979-82  
 Johnson III, Joe - 2009  
 Johnson, Marvin - 1967  
 Johnson, Mike - 1979-83  
 Johnson, Steve - 1991-92  
 Johnson, Tyler - 2001-04  
 Jones, Doug - 1973-74  
 Jones, James - 1987-90  
 Jones, Jason - 1995-96  
 Jones, Marvin - 1937

Jones, Scott - 1991  
 Jones, Tom - 1981-83  
 Judge, Joe - 1991-92  
 Jongejeugd, Kris - 2001-02  
 Jorgenson, Trevor - 2015  
 Joseph, Moses - 2002  
 Junkman, Charles - 1983-84  
 Junkman, Randy - 1970-71  
 Jurgens, Griffith - 2001-02

## K –

Kagan, Leo - 1937-38  
 Kaiser, Stephen - 2012  
 Kalis, Ed - 1950  
 Kane, Allen - 1937  
 Kanne, Todd - 1985  
 Kaylor, Mahlon - 1950-51  
 Keith, Brandon - 2006-07  
 Keith, Kevin - 1990-91  
 Keller, Joe - 2002-04  
 Kelley, Matt - 1994-96  
 Kelly, Walt - 2001-04  
 Kettner, Dennis - 1967  
 Key, Alphonso - 2003-05  
 Key, Thelonious - 1985-88  
 Kilfoy, Tim - 2012-15  
 Killins, Pete - 1982  
 King, Lynn - 1965-66  
 King, Ron - 1981, 83  
 Kinney, Chuck - 2006-09  
 Kirk, Justin - 2005-08  
 Klahn, Scott - 1991, 1993  
 Klavas, Bob - 1976-77  
 Klieman, Chris - 1986-90  
 Klostermann, Barry - 1986-87  
 Knapczyk, Ken - 1984  
 Knock, Bob - 1955-56  
 Koch, Les - 1963-64  
 Koebecke, Brett - 2004-05  
 Kollmorgen, Sawyer - 2012-15  
 Kolpin, Mike - 1985-88  
 Kolsrud, Don - 1954  
 Kolthoff, Ken - 1984, 86-87  
 Koos, Dave - 1956  
 Kopriva, Jack - 2011  
 Kortemeter, Karl - 1974  
 Korver, Doug - 1963-64  
 Kos, Adam - 2005-06  
 Kothe, Jacob - 1992-95  
 Kovacevich, Bill - 1965-66  
 Krapfl, Mike - 1989-90  
 Kratky, Robert - 1953  
 Krebs, Walt - 1975-76  
 Kroemer, Ken - 1959-60  
 Kromah, Mohammed - 2011-12  
 Kruger, Dan - 2011-13  
 Kuhter, Sam - 2015

## L –

Lacy, Jordan - 2004-07  
 Lafollette, Andy - 1994-96  
 LaGrant, Quincy - 1997-98

#UNIFIGHT

COACHING STAFF

PLAYER PROFILES

OPPONENTS

2015 REVIEW

RECORDS



## ALL-TIME LETTER WINNERS

Lakin, Jeffrey - 1974-76  
 Lanaghan, Richard - 1953-54  
 Lancaster, Aaron - 1991  
 Landau, Arthur - 1953-54  
 Lane, Nate - 2006  
 Lane, Wes - 2006-09  
 Lang, Terry - 1978-79  
 Lange, Dick - 1962  
 Lanning, Jim - 1981-82  
 Lanpher, Jared - 2011-12  
 Lappe, Graydon - 1947  
 Larimore, Don - 1948  
 Law, Derrick - 2006-09  
 Lee, Bob - 1946-49  
 Lee, John E. - 1992-94  
 Lee, John P. - 1990-93  
 Lee, Terry - 1989  
 Lehman, Braden - 2012-15  
 LeMaster, Brett - 2011-12, 14  
 Leonard, Montari - 2007, 10-11  
 Leonardelli, Terry - 1975-76  
 Leonardelli, Todd - 1977-78  
 Lewis, Corey - 2005-08  
 Lewis, Davey - 1981  
 Lewis, Jim - 1981-82  
 Lewis, Michael - 2000  
 Lewis, Whitney - 2006-07  
 Lewis, Will - 2006  
 Limbaugh, Jordan - 2006-09  
 Lindgren, James - 2003-06  
 Linn, Aaron - 1940-41  
 Linsenmeyer, Jeremy - 1993-96  
 Lintz, Isaac - 2012-13  
 Lippman, Matt - 1994  
 Lister, Charles - 1990-91  
 Lizzi, Jim - 2002-04  
 Lloyd, Darrell - 2007-08  
 Lobdell, Joe - 2005-06  
 Long, Troy - 1982  
 Lounsbury, Steve - 1971-73  
 Loving, Jason - 1946-47  
 Ludwig, Nate - 1997-98  
 Luense, Kirk - 1996-97  
 Lyle, Levi - 1999-01  
 Lynch, Pat - 1976-78  
 Lyons, Darryl - 1981-82  
 Lyons, Edward - 1939  
 Lyons, Eric - 1994-95

### M -

Maas, Jim - 1940-41  
 MacAllister, Jack - 1946  
 MacDonald, Joel - 1992  
 Mackey, Matt - 2005  
 Macklin, Ken - 1988-89  
 Magrane, Jerry - 1951  
 Mahaffey, Ryan - 2007-10  
 Mahoney, Josh - 2006-09  
 Mailander, Chris - 1987  
 Malausky, Matt - 1999  
 Malloy, Michael - 2015  
 Malone, Terrance - 1995-98

Manahl, Ryan - 2003-05  
 Manigault, Joe - 1975-77  
 Maragos, Nicholas - 1974-76  
 Marbles, Derrick - 1991-94  
 Marchman, Otis - 1995-97  
 Martin, Scott - 1992  
 Marsden, Clement - 1939  
 Martin, Andre - 2009-11  
 Martin, Dale - 1942  
 Martin, Leon - 1940-41  
 Martin, Max - 2009  
 Martin, Ralph - 1950  
 Masonholder, Merle - 1963-64  
 Matthes, Michael - 2003-05  
 Matthews, Dave - 1965  
 Matsen, Nick - 2001-02  
 Mays, Marlus - 2001-03  
 McBride, Terrell - 2009-10  
 McCabe, Ben - 1938-39  
 McCalley, Ryan - 1996  
 McCleary, Garland - 1985  
 McCleary, Jason - 1991-94  
 McComas, Rob - 1989-92  
 McCorison, Kyle - 2000  
 McCorvey, Dave - 1985-87  
 McCoy, Cody - 2015  
 McDermott, Don - 1946-48  
 McFadden, James - 1982-83  
 McFarland, Scott - 1990  
 McGaster, Jeff - 2006-07  
 McKenzie, Ray - 1955  
 McKinsty, Greg - 1997-98  
 McMahan, Brad - 1976  
 McMakin Brett - 2013-15  
 McMoore, Sean - 2006-08  
 McMoore, Terrell - 2006-08  
 McNeail, Kenny - 1980  
 McNeal, Stephen - 1982-83  
 McNeil Ronelle - 2013-15  
 McPherson, Ted - 1963-64  
 Meester, Brad - 1996-99  
 Mehrl, Randy - 1989-90  
 Meier, Curtis - 2007-08  
 Melchert, Jeff - 1983-85  
 Meredith, Scott - 1996-98  
 Messingham, Court - 1986-89  
 Meyer, Dave - 1982  
 Micho, Jim - 1990  
 Mikesch, Marvin - 1955  
 Mikkelson, Scott - 1999  
 Miliner, Chris - 1980-83  
 Miller, Clint - 2000  
 Miller, Darrian - 2014-15  
 Miller, Dempsey - 1996-98  
 Miller, Dick - 1965  
 Miller, Jim - 1950-51  
 Miller, Larry - 1982-84  
 Miller, Leon - 1997  
 Miller, Lloyd - 1941  
 Miller, Richard - 1966  
 Miller, Robert - 1947-49  
 Miller, Tim - 1993-96  
 Minnick, Phil - 1962-63

Minnick, Ted - 1960-61  
 Minnieweather, D. - 1993  
 Mitchell, Brian - 1989-91  
 Mitchell, Jack - 1998-99  
 Mitchell, Matt - 2000-03  
 Mitchell, Pat - 1959-61  
 Mitchell, Ray - 2013-14  
 Mohling, Paul - 1947  
 Mohr, Bruce - 1965-66  
 Molstead, Mike - 1983-84  
 Monroe, Tony - 1990-93  
 Monson, Chad - 1990-92  
 Montgomery, Bruce - 1962-63  
 Montgomery, Norm - 1977-78  
 Moore, Randy - 1977  
 Moorhouse, Tom - 1970-73  
 Moothart, Mark - 2001-02  
 Moretz, Brian - 1992-95  
 Morgan, Jerry - 1959  
 Morgan, Terrell - 2000-02  
 Morris, Andy - 1995-99  
 Morrison, Dick - 1984  
 Morrison, Greg - 1985  
 Morrison, Ken - 1983, 85  
 Morrison, Michael - 1999  
 Morrison, Mike - 1994-96  
 Moses, Neal - 1976  
 Moses, Tim - 1984-85  
 Mosley, Tim - 1990-93  
 Mote, Kevin - 1985-87  
 Mulholland, Ed - 1966  
 Mumma, D.J. - 1991-94  
 Murphy, Tom - 1956  
 Murray, Jon - 2000  
 Muyengwa, Tendai - 1995-97

### N -

Nank, Alex - 2013-14  
 Neal, Rickey - 2015  
 Nelson, Erik - 1996-98  
 Nick Nelson - 2005-08  
 Nelson, Rick - 1982-83  
 Nelson, Simon - 1990-92  
 Nelson, Walter - 1994  
 Nepote, Rick - 1979  
 Netusil, Clay - 1984-86  
 Neuwohner, Jon - 1979-80  
 Niemann, Kyle - 2005  
 Nissen, Elias - 2015  
 Nixon, Tom - 1976  
 Nofal, Justin - 1997-00  
 Nordlie, Craig - 1980-82  
 Norenberg, Stan - 1955  
 Norman, Larry - 1972-74  
 Norris, Jeremy - 1992  
 Nuss, Chris - 1989-92

### O -

Obermeier, Scott - 1992-93  
 Obi, Henry - 2009-10  
 O'Brien, Joe - 1981-84  
 O'Brien, Mac - 2011-12, 14

Oden, Markel - 1981-84  
 Oddo, Pat - 1980  
 O'Donnell, Brett - 1991-94  
 O'Donnell, Jim - 1972-73  
 Ogren, Bob - 1948-49  
 Olin, Dick - 1965  
 Olinky, Mike - 1977  
 Oliphant, Rich - 1962-63  
 Olsen, Christian - 1995-96  
 Omli, Tate - 2013-14  
 O'Neill, Tim - 1997-99  
 Oordt, Schuyler - 2007-10  
 Ori, Frank - 1984-85  
 Orth, Terry - 1984-86  
 Otto, Nick - 1977-78  
 Overman, Justin - 2002-03  
 Owen, Ron - 1965  
 Owens, Chad - 2011-14  
 Owens, Scott - 1982-85  
 Ozbun, Ryan - 2000-02

### P -

Page, Earl - 1947  
 Palangi, Brian - 2010-12  
 Panasci, Frank - 1941  
 Pantazis, John - 2000  
 Parson, Merritt - 1947  
 Parsons, Chris - 2005-06  
 Pastorino, Charles - 1939-41  
 Pattee, Andy - 1994-97  
 Paulsen, Arnold - 1951  
 Paulsen, William - 1950-51  
 Pauly, Nick - 2004-06  
 Paup, Alex - 2014  
 Paup, Bryce - 1986-89  
 Pedersen, Ray - 1965-66  
 Pedersen, Matt - 1996-99  
 Pedescleaux, Everette - 2005-08  
 Peebles, Errol - 1985-88  
 Peiffer, Wyatt - 2012-15  
 Peitler, Steve - 1988-89  
 Pena, Javier - 1990-93  
 Penelton, James - 1994  
 Peters, Brian - 2012  
 Petersen, Duane - 1988-91  
 Peterson, Jerome - 1999  
 Peterson, Matt - 1996-99  
 Peterson, Sam - 2006-07  
 Peterson, Scott - 1975, 77-78  
 Peterson, Tim - 1987-90  
 Petrie, Tom - 2001-04  
 Phillips, Jarvis - 2002  
 Phipps, Neil - 1976-77  
 Pilcher, Jon - 1992-95  
 Pinkham, Thomas - 1966-67  
 Pippett, Mark - 1987  
 Pitlik, James - 1975-78  
 Podemski, James - 1938  
 Popovic, Milo - 1988-89  
 Poppen, Mike - 1997-99  
 Porter, James - 1994-95  
 Powell, Earl - 1995

Powell, Tyler - 1998-99  
 Pratt, David - 1989  
 Price, Anthony - 1985-88  
 Price, Dwayne - 1982-85  
 Price, Rick - 1964-65  
 Prior, Don - 1949-50  
 Putney, Justin - 2013-15

### Q -

Quirarte, Tony - 1980

### R -

Rabey, Howard - 1937-38  
 Raffensperger, John - 1959-60  
 Rainbow, Bud - 1949-50  
 Ramthum, David - 1977-80  
 Randall, Walter - 1997-98  
 Ranum, Brad - 1990  
 Rater, Larry - 1967  
 Rathje, Robert - 2013-15  
 Rathmacher, Jacob - 2013-15  
 Rauch, Karl - 1951-53  
 Rausa, Nate - 2006-07  
 Rawlins, Tyler - 2003-06  
 Reading, Jason - 1990-93  
 Reed, Ryan - 1996  
 Reimer, Eric - 2008-10  
 Reimer, Rick - 1980  
 Reinhardt, Eldon - 1960-61  
 Remmert, Brad - 1993-94  
 Remmert, Chad - 1990  
 Remmert, Dennis - 1956, 58  
 Rennie, Tirrell - 2010-11  
 Reth, Adam - 2014-15  
 Reyerson, Mace - 1958-59  
 Reynolds, Jerry - 1953-55  
 Reynolds, Lee - 2002-03  
 Rhone, Dedrick - 1999-00  
 Rial, Tim - 1990-92  
 Richtsmeier, Brad - 2000, 02  
 Riebe, Harland - 1938-39  
 Rieber, Joseph - 1998-00  
 Rinehart, Chad - 2004-07  
 Roberson, Justin - 1996-99  
 Roberts, Adam - 2007-08  
 Roberts, Hugh - 1938  
 Roberts, Keelan - 1977-78, 80  
 Roberts, Lew - 1956  
 Roberts, Phil - 1963-65  
 Roberts, Tom - 1981-83  
 Robertson, Jeremy - 2007-08  
 Robinson, Daniel - 1984-85  
 Roby, Bill - 1981  
 Roby, Kelson - 1979  
 Roderick, Ron - 1957  
 Rogers, Larry - 1976  
 Rohlfen, LaVerne - 1948-50, 53  
 Rohr, Sam - 2012, 14-15  
 Rokes, Tracy - 1982-83  
 Roloff, Harlan - 1947-49  
 Root, John - 1980-82  
 Rosene, Vernon - 1953-54



# ALL-TIME LETTER WINNERS

Rosien, James - 1953-54  
 Ross, Phil - 1973-74  
 Roth, Will - 2014  
 Rowray, Richard - 1951  
 Rubie, Russ - 1985-88  
 Rudd, James - 1968-69  
 Ruffin, James - 2006- 09  
 Rummels, Jack - 2011-14  
 Rush, Dan - 1987-90  
 Rush, Shawn - 2012-15  
 Rutledge, Brandon - 1998-99

## S –

Sabus, Larry - 1956  
 Safly, Jason - 1990  
 St. Meyer, Steve - 1995-96  
 Salinas, Steve - 1994  
 Salmon, Bill - 1973-74  
 Salmon, Marc - 1993-95  
 Salz, Mark - 1979-82  
 Sanders, Al - 1980  
 Sanders, Eric - 2004-07  
 Sanders, Mario - 1983-84  
 Sanderson, Ben - 2001-02  
 Sandifer, Brian - 1989  
 Sandon, Steve - 1979-81  
 Sandy, Justin - 2000-03  
 Sanford, Darnell - 1961  
 Santee, Claude - 1939  
 Santifer, Jason - 2002  
 Sapp, Benny - 2002-03  
 Sauer, Tim - 2009-12  
 Saxon, Henry - 1984-85  
 Scalissi, Tom - 1973-76  
 Schabillon, John - 2003-05  
 Schipper, Travis - 1994-97  
 Schleuger, Chris - 2015  
 Schmadeke, Michael - 2014-15  
 Schmidt, Ben - 2007-08  
 Schmitt, Al - 1984  
 Schoenenberger, J. - 1978  
 Schonert, Steve - 1980-82  
 Schooley, Dave - 1973-74  
 Schooley, Phil - 1967  
 Schramm, Earl - 1942  
 Schratz, Dave - 2005-06  
 Schuler, Doug - 1970-71  
 Schult, Karter - 2013-15  
 Schulte, Charles - 1958-59  
 Schulte, Mike - 1988-91  
 Schultz, Randy - 1963-64  
 Schultz, Roger - 1980-81  
 Schwartz, Bill - 1960-61  
 Schwartz, Ken - 1973-74  
 Scott, Garrett - 2009-11  
 Scott, Quentin - 2008-09  
 Scott, Randy - 1973-74  
 Scriven, Lon - 1966  
 Seiple, Larry - 1982  
 Seitz, Reid - 2001  
 Setterstrom, Chad - 1999-02  
 Shafrath, Jerry - 1981-82  
 Shannon, Tyler - 2002

Sharar, Lincoln - 1993-96  
 Shaw, Mike - 1976-77, 79  
 Shedd, Kenny - 1989-92  
 Shelton, Chris - 1990-93  
 Sherman, Walt - 1949  
 Shimp, Martin - 1941  
 Shirk, Clifford - 1939  
 Sickles, Sid - 1963  
 Siddens, Robert - 1947  
 Sievertsen, Tyler - 2011-13  
 Simkus, Tony - 1950  
 Simpson, Bill - 1954  
 Simpson, Trent - 2014-15  
 Sims, Marvin - 1994-1996  
 Sinkfield, Terrell - 2009-12  
 Skain, Dick - 1949  
 Skibsted, Dave - 1973  
 Sloan, Marvin - 1955-56  
 Smallwood, Scott - 1986-87  
 Smiley, Mike - 1980  
 Smith, Bill - 1966  
 Smith, Brandon - 2015  
 Smith, Casey - 1990-93  
 Smith, Jack - 1958  
 Smith, Jason E. - 1992  
 Smith, Jason L. - 1991  
 Smith, Jordan - 2008-11  
 Smith, Kriss - 1973  
 Smith, Luke - 2000  
 Smith, Lyle - 1953  
 Smith, Mike - 1984-87  
 Smith, Morris - 1956  
 Smith, Nathan - 2000  
 Smith, Robert - 1966  
 Smith, Tom - 1973  
 Smith, Tyvis - 2013-15  
 Smith, Wes - 2012  
 Soli, Terry - 1976  
 Soliday, Jake - 1997-01  
 Sonie, Varmah - 2009-12  
 Sonnenberg, Al - 1960  
 Sorensen, Hans - 1948-50  
 Sovereign, George - 1949  
 Sovich, Frank - 1955-56  
 Spahn, Jim - 1976-77  
 Spani, Jim - 1982  
 Spanjers, Matt - 1977-78  
 Spann, Dannie - 1995-96  
 Speicher, Al - 1983-85  
 Spellman, Ben - 2004  
 Spoden, Steve - 1985-88  
 Squire, Rick - 1977-80  
 Squiers, Curt - 1959  
 Stegall, Brian - 1999, 2003  
 Stegall, Rod - 1977-78  
 Steichen, Austin - 2006-09  
 Steines, Mark - 1983-84  
 Steinkamp, Gene - 1940-41  
 Stelk, Jeff - 1982  
 Stelken, Art - 1983, 85-86  
 Stensrud, Kevin - 2002-05  
 Stephenson, Kent - 1962-63  
 Stevens, Bob - 1960-61

Stewart, Don - 1980-82  
 Stien, Zach - 1999-00, 02  
 Stigler, Luke - 2003-04  
 Stimmel, Chris - 1999-01  
 Stolz, Todd - 1989-90  
 Storbeck, Bob - 1984-86  
 Stotser, B.J. - 2004  
 Stovall, Jeff - 1993-96  
 Strathman, Matt - 2008-10  
 Stratton, Ed - 1978-80  
 Stratton, Marty - 1973-76  
 Streets, Scott - 1994-97  
 Strickland, Maceo - 1994-97  
 Strottman, Bill - 1965  
 Sullivan, John - 1958  
 Surrency, Justin - 2002-05  
 Sutherland, Kerry - 1980  
 Swain, J.J. - 2009-12  
 Sweeney, Bryce - 2014-15  
 Swift, Bob - 2005-08  
 Swisher, Kurt - 1976-77  
 Syndergaard, Jarod - 2013  
 Szczyrbak, Ezra - 2015  
 Szopinski, Terry - 1981-83  
 Szymanski, Gordon - 2000, 02-03

## T –

Talton, Tyree - 1995-98  
 Tatoian, Mike - 1980-82  
 Taylor, Anthony - 1992-95  
 Taylor, Bryan - 1983  
 Tecklenburg, Aaron - 1999-00  
 Tecklenburg, Evan - 2008-09  
 Tegeler, Rod - 1977-78  
 Tenpenny, Tracy - 1988-91  
 Teply, Jay - 2008-11  
 Tharp, Matt - 2003-06  
 Thomas, Clayton - 1955-56  
 Thomas, Edward - 1999  
 Thomas, Jim - 1973-74  
 Thomas, Tramon - 1997-98  
 Thomas, Troy - 1982-84  
 Thompson, Brett - 1990  
 Thompson, Jamar - 2007-10  
 Thompson, Kane - 2010  
 Thompson, Larry - 1961-62  
 Thompson, Londo - 1999  
 Thompson, Kane - 2009  
 Thomsen, Ralph - 1965-66  
 Thorn, Andy - 2003-04  
 Thorne, Brian - 1981  
 Thorp, Kevin - 1979-80  
 Threath, Ed - 1990-93  
 Tierney, Casey - 2000-03  
 Tim, Sam - 2011-13  
 Timmermans, Mike - 1973-74  
 Toben, Josh - 1992-95  
 Todd, Danny - 1979-80  
 Tollefson, David - 1953-54  
 Toom, Michael - 1966  
 Trewin, Joe - 1996  
 Triplett, Danny - 2003-04  
 Trosky, Gregg - 1978

Turner, Maurice - 2007-10

**U –**  
 Urbaneck, Justin - 1995-96  
 Ursini, Mike - 1982

## V –

Vandevender, De'Andre - 2011  
 VanOort, Larry - 1961-62  
 Varner, Tanner - 2004-05  
 Vaughn, James - 1982-83  
 Vereen Jr., Kevin - 2011-14  
 Vettraino, Regi - 1997-00  
 Vice, Jason - 1993-96  
 Voggessor, Roy - 1953-54  
 Vogt, Adam - 1998-01

## W –

Wachenheim, James - 1953  
 Wachenheim, Lee - 1947-51  
 Waite, Mike - 1989  
 Walker, Taras - 1996-97  
 Walker, Thomas - 1953-54  
 Wallace, Ben - 2012  
 Wallace, Greg - 1988-90  
 Wallace, Joseph - 1990-93  
 Waller, Matt - 1993-96  
 Walter, Caleb - 2008-10  
 Walter, Eric - 1995-96  
 Walter, Ryan - 2000-02  
 Ward, Dedric - 1993-96  
 Ware, Doug - 1983-84  
 Warner, Kurt - 1990-93  
 Warren, Luke - 2008-09  
 Washington, Maurice - 1978  
 Waskosky, John - 1983  
 Waters, Clifford - 2004-07  
 Waters, Duane - 1960-61  
 Watson, Eric - 1981  
 Webb, Jordan - 2012-15  
 Webster, Kevin - 1980-82  
 Weed, Gerald - 1947  
 Weissenburger, Tom - 1982  
 Wellbrock, Richard - 1990-91  
 Wellington, Wilmot - 2011-12  
 Wells, Austin - 2011  
 Wentzel, Bob - 1975-77  
 Weymiller, Marcus - 2015  
 White, Blake - 2011, 13  
 White, Eric - 1985-87  
 White, Gary - 1963  
 Whiteley, Frank - 1949  
 Whiting, Jamison - 2013-15  
 Whitver, Mark - 1976-78  
 Wiegmann, Bruce - 1960-61  
 Wilcox, Gary - 1959-60  
 Wilkinson, Doug - 2003-04  
 Willard, Kevin - 1983, 85-87  
 Williams, Andrew - 2004-06  
 Williams, Billy - 2014  
 Williams, Bob - 1946-47

Williams, Brandon - 1995-96  
 Williams, Darian - 2006-07  
 Williams, Evan - 2013-14  
 Williams, Glenn - 1993-94  
 Williams, John - 1949  
 Williams, John - 1967  
 Williams, Pat - 1983-86  
 Williams, Pat - 1988-91  
 Williams, Robert - 1983-85  
 Williams, Victor - 2006-07  
 Williams, Wendell - 1959-60  
 Williams, Xavier - 2011-14  
 Willett, Mike - 1976, 79  
 Wilson, Blake - 2013-15  
 Wilson, Darren - 1984-85  
 Wilson, Lucas - 1996-98  
 Wilson, Mark - 1979-82  
 Wingert, Brian - 2003-06  
 Wirth, Nate - 2003  
 Wissler, Justin - 2011  
 Wissler, Harvey - 1947  
 Wistey, Glenn - 1946  
 Wittman, Ed - 1941  
 Woepping, Warren - 1966-67  
 Wohlers, Bill - 1958  
 Wolf, Paul - 1991-94  
 Wolter, Greg - 1975  
 Womochil, Jim - 1987-89  
 Woodley, Mike - 1970-73  
 Woods, Preston - 2014-15  
 Woolhiser, Eugene - 1951  
 Wright, Dennis - 1962  
 Wright, Phil - 2011-13  
 Wright, Steve - 1977-80  
 Wright, William - 1938-39  
 Wright, Woody - 1987-88

## Y –

Yancey, Franchot - 1982  
 York, Bill - 1950  
 Young, Charles - 1990-91  
 Young, Edwin - 2012-15  
 Yount, Dave - 1982

## Z –

Zabloudil, Bob - 1946  
 Zehr, Matt - 1999-2000  
 Zehr, Nathan - 1996-98  
 Zielinski, Grant - 2006  
 Zlab, Austin - 2008-10  
 Zumbach, Brad - 1980

#UNIFIGHT

COACHING STAFF

PLAYER PROFILES

OPPONENTS

2015 REVIEW

RECORDS



## ALL-TIME COACHES

### ASSISTANT COACHES

#### \*Active Coaches In Bold

Adams, Blue - 2011  
 Albert, Jerry - 1982-83  
 Allen, Terry - 1979-88  
 Anderson, Robert - 1985-87  
 Anderson, Wes - 1991-95  
 Austin, Atif - 2005-2009  
**Barkema, Ben - 2015-Present**  
 Barnhart, Donald - 1947-50  
 Beard, Steve - 1997-99  
 Behrens, Chris - 1997-98  
 Greg Bice - 1960  
 Bienfang, Homer - 1956  
 Bitcon, Lawrence - 1960-62  
 Blythe, Todd - 2012-2014  
 Boals, Dan - 1971-74  
 Bolks, Robert - 1985-88, 2002-05  
 Bowman, Carl - 1962  
 Breitbart, Louis - 1957  
 Bullocks, Daniel - 2012-2014  
 Cacek, Charles - 1955  
 Calloway, Bill - 1970  
 Carney, Clarence - 1959  
 Chambers, Wally - 1983-84  
 Chinander, Erik - 2004-09  
 Clark, Dan - 2010-12  
 Clark, Jim - 1951-58  
 Coso, Nick - 1980-82  
**Danielson, Nick - 2016-Present**  
 Davis, Jeremiah - 1981-82  
 Davis, Joe - 2015  
 Dewitt, Jovan - 2009-11  
 Dickinson, Art - 1955-61  
 Dorazio, Dan - 1980-81  
 Eagen, Todd - 1991-02  
 Entz, Matt - 2010-12  
 Erusha, Don - 1963-77, 1983  
 Evangelista, Jim - 1963  
 Farley, Mark - 1987-96  
 French, Roger - 1979  
 Freeney, William - 1997, 01  
 Frost, Scott - 2007-08  
 Garrison, Michael - 1996  
 Gold, Jeremy - 2005-06  
 Green, Reginald - 1974-77  
 Gregory, John - 1981-82  
 Hall, Brandon - 2006  
 Hall, Stanley - 1954-55  
 Hansen, warren - 1961  
 Harken, Matt - 2011-12  
 Hart, Don - 1963  
 Haynes, Paul - 1997-98  
 Hedden, Chris - 1997-00  
 Henry, Glen - 1966-69  
**Hord, D.J. - 2012-Present**  
 Huzjak, Ryan - 1997-98  
 Ingalls, Bret - 1997-99  
 Inge, William - 2001-04  
**Johnson, Jeremiah - 2007-Present**  
 Kaiser, Jay - 1999-00  
 Kettner, Dennis - 1972

### Klein, Collin - 2016-Present

Klieman, Chris - 1992-93, 06-10  
 Klinker, Walt - 1983-95  
 Koll, Bill - 1952-56, 1958  
 Kolling, Mike - 1977-84, 87-91  
 Landphair, Ron - 2001-03  
 Lichtenberg, Tom - 1988  
 Lorenz, Thomas - 1975-78  
**Lynch, Brandon - 2013-Present**  
 Lyons, Ed - 1956-57  
**Mahaffey, Ryan - 2013, 2016-Present**  
 Mason, Tom - 1997  
 McCuskey, David - 1950-51  
 McGee, Garrick - 1999  
 McQuiston, Earl - 1971  
 Mitchell, Jack - 2000-02  
 Montgomery, Jerry - 2006-08  
 Montignani, Bill - 1971  
 Moothart, Mark - 2003-04  
 Moseley, Dick - 1992-96  
 Naber, Brian - 1971  
 Nelson, Rick - 2000-2014  
 Niemann, Jay - 1997-01  
 Nordly, Oliver - 1937-52  
 Norman, Larry - 1977-80  
 Norvell, Jay - 1989  
**Oguntodu, Olaitan - 2015-Present**  
 Oliphant, Richard - 1967  
**Paup, Bryce - 2013-Present**  
 Perkins, Kevin - 2000  
 Piro, John - 1984  
 Pirrotta, Lou - 1979  
 Ray, Jason - 2015  
 R Emmert, Dennis - 1964-87  
 Rudd, Jim - 1971  
 Ryan, Frakn - 1968  
**Salmon, Bill - 1983-96, 01-Present**  
 Sams, Doug - 1979-82  
 Sanders, Eric - 2010-11  
 Schuler, Denny - 1998  
 Schulte, Charles - 1968-69  
 Smith, Mike - 1988-94  
 Sommerlot, Roger - 1982-83  
 Sullivan, John - 1960  
 Szabo, Steve - 1988  
 Thompson, Larry - 1964, 1970  
 Thurness, Bob - 1989  
 Verducci, Frank - 2014  
 Verduzco, Mario - 2001-2014  
 Vokolek, D.J. - 2003-05  
 Walter, Doug - 1972  
 Ward, Dedric - 2010  
 Whitmore, Chris - 1999-00  
 Wiegandt, Ardell - 1987, 89-96  
 Wight, Del - 1996  
 Williams, Travis - 2012  
 Wilt, Bill - 2008-09  
 Zenisek, Jeff - 1997-00

### HEAD COACHES

Coach	W	L	T	Years	Titles
No Coach	5	5	0	1895-96	0
Fred Wolff	5	1	0	1897	0
E.K. Leighton	4	0	1	1898	0
Mr. Sweetland	1	3	2	1899	0
Fred Williams	3	4	1	1900	0
G.B. Affleck	5	3	2	1901	0
Charles Pell	15	15	5	1902-05	0
No Football				1906-07	
C.B. Simmons	11	0	0	1908-09	0
J.O. Perrine	3	7	1	1910, 17	0
H.F. Pasini	8	4	2	1911-12	0
Allen Berkstresser	8	18	2	1913-16	0
Russell Glaesner	1	3	0	1918	0
Ivan Doseff	6	6	2	1919-20	0
L.L. Mendenhall	15	11	2	1921-24	0
Paul Bender	25	9	6	1925-29	2
L.W. Whitford	10	13	2	1930-32	0
John Baker	6	9	2	1933-34	0
Thomas Johnson	4	2	2	1935	0
Clyde Starbeck	95	58	10	1936-42, 45-57	8
No Football				1943-44	
William Hammer	10	8	0	1958-59	0
Stan Sheriff	129	101	4	1960-82	6
Darrell Mudra	43	16	1	1983-87	2
Earle Bruce	5	6	0	1988	0
Terry Allen	75	26	0	1989-96	6
Mike Dunbar	29	15	0	1977-00	0
<b>Mark Farley</b>	<b>129</b>	<b>61</b>	<b>0</b>	<b>2001-Present</b>	<b>7</b>

### AFCA COACHES OF THE YEAR

1960	District 6	Stan Sheriff
1975	District 6	Stan Sheriff
1985	Region 4	Darrell Mudra
1992	Region 4	Terry Allen
1996	Region 4	Terry Allen
2001	Region 4	Mark Farley
2007	Region 4	Mark Farley

### FOOTBALL GAZETTE COACH OF THE YEAR

2005	NW Region	Mark Farley
------	-----------	-------------

### COLLEGE FOOTBALL HALL OF FAME

2000	Darrell Mudra
2002	Earle Bruce

### EDDIE ROBINSON AWARD

2007	Mark Farley
------	-------------

