



UNI (2-4, 1-2 MVFC)

Sept. 3	at Iowa State	W, 25-20
Sept. 10	#14 Montana	L, 20-14
Sept. 17	at #7 Eastern Washington	L, 34-30
Oct. 1	Southern Illinois*	W, 42-21
Oct. 8	at South Dakota*	L, 28-25
Oct. 15	at #11 Youngstown State*	L, 14-10
Oct. 22	Missouri State*	1 p.m.
Oct. 29	North Dakota State*	6 p.m.
Nov. 5	at Indiana State*	12 p.m.
Nov. 12	at Western Illinois*	1 p.m.
Nov. 19	South Dakota State*	4 p.m.

MISSOURI STATE (3-3, 1-2 MVFC)

Sept. 1	Southwestern	W, 57-0
Sept. 10	at Murray State	W, 28-22
Sept. 24	at Kansas State	L, 35-0
Oct. 1	at Indiana State*	W, 45-24
Oct. 8	North Dakota State*	L, 27-3
Oct. 15	Western Illinois*	L, 38-35
Oct. 22	at UNI*	1 p.m.
Oct. 29	Southern Illinois*	2 p.m.
Nov. 5	at South Dakota State*	2 p.m.
Nov. 12	at Illinois State	12 p.m.
Nov. 19	Youngstown State*	2 p.m.

Note: All Times Central

SERIES HISTORY vs. MSU

All-Time.....	UNI leads, 30-5
In Springfield.....	UNI leads, 14-3
In Cedar Falls.....	UNI leads, 16-2
First Meeting (1980).....	UNI 41, MSU 0
Last Meeting (2015).....	UNI 41, MSU 0
Last UNI Win (2015).....	UNI 41, MSU 0
Last MSU Win (2005).....	MSU 24, UNI 21
Farley vs. MSU.....	14-1
Steckel vs. UNI.....	0-1

ATHLETIC COMMUNICATIONS

Football Contact: Jordie Lindley
Office: 319-273-3642
Cell: 405-474-9293
Email: Jordan.Lindley@uni.edu

Asst. A.D.: Colin McDonough
Office: 319-273-5456
Email: Colin.McDonough@uni.edu

Asst. A.D.: Michelle Van Dorn (Video Requests)
Office: 319-273-5455
Email: Michelle.Vandorn@uni.edu



GAME 7 | OCT. 22 vs. MISSOURI STATE

Stadium..... UNI-Dome
Time..... 1 p.m. CT
TV... Panther Sports Network, ESPN3
Stats uni.statbroadcast.com
Radio Panther Sports Radio



The Basics: The University of Northern Iowa football program returns home after two straight weeks on the road to host Missouri State for its annual Family Week-end. The game is set for a 1 p.m. kick on Panther Sports Network and ESPN3.

About the Bears: Missouri State enters the game against UNI 3-3 overall and 2-1 in MVFC play. The Bears opened their season on a two-game winning streak before falling to FBS opponent Kansas State, 35-0. They opened the conference season with a win over Indiana State on the road, but have lost two in a row to top-15 ranked North Dakota State and Western Illinois. The Bears are averaging 28.0 points per game, but are only allowing 24.3 points per game, ranking in the top-30 in total defense.

Five Facts:

- Malcolm Washington leads the MVFC in interceptions this season with three, including his key pick against #11 Youngstown State.
- UNI is ranked first in the FCS in strength of schedule.
- Karter Schult is tied for the lead in all of FCS in sacks (8.5).
- UNI ranks No. 7 in the FCS in interceptions, with 10 through six games.
- Head Coach Mark Farley earned his 130th career win against Iowa State (9/3), making him the all-time wins leader in program history.

Panthers by the Numbers:

- 18 appearances in the FCS playoffs
- 7 trips to the FCS semifinals
- 1 FCS National Championship appearance
- 8 Top-5 rankings since 2001
- 16 Missouri Valley Football Conference titles
- 6 seasons of 10+ wins since 2001
- 202 wins in the UNI-Dome
- 79 wins over Top-25 opponents
- 2 NFL MVPs (Kurt Warner, Bryce Paup)
- 46 first-team All-MVFC selections since 2007, the most in the league
- 79 wins in the MVFC under the direction of Mark Farley
- 23 student-athletes to the NFL since 2001

Tickets: Fans can purchase season and single game tickets to UNI football home games through UNITIX. Call 319-273-4849 or visit www.UNITIX.uni.edu.

How to Tune In: The game against Missouri State will air live on Panther Sports Network (CFU Ch. 15/HD415; KCRG Ch. 9.2; WHO Ch. 13.2; KGCW Ch. 26, TW KC Channel 324, Comcast SportsNet Chicago) and ESPN3.. Fans can also listen in on Panther Sports Radio (1540 KXEL), UNIPanthers.com or TuneIn.com as Gary Rima and Scott Petersen call the action.





UNI FOOTBALL • GAME NOTES

QUICK FACTS

	UNI	MSU
Location	Cedar Falls	Springfield
Founded	1876	1905
Enrollment	12,043.....	26,000
Nickname	Panthers	Bears
Colors	Purple/Old Gold	Maroon/White
Conference	MVFC.....	MVFC
Stadium Capacity	16,324.....	17,500
Head Coach Record	131-65.....	4-13
2016 Record	2-4	3-3
2016 Conf. Record	1-2	1-2
2016 Rank	RV.....	RV

TEAM COMPARISON

	UNI	MSU
FIRST DOWNS	115.....	103
Rushing	63.....	52
Passing	40.....	46
Penalty	12.....	5
RUSHING YARDAGE	1101.....	854
Rushing Attempts	290.....	214
Average Per Rush	3.8.....	4.0
Average Per Game	183.5.....	142.3
TDs Rushing	10.....	8
PASSING YARDAGE	919.....	1175
Comp-Att-Int	73-143-1.....	107-180-7
Average Per Pass	6.4.....	6.5
Average Per Catch	12.6.....	11.0
Average Per Game	153.2.....	195.8
TDs Passing	6.....	12
TOTAL OFFENSE	2020.....	2029
Total Plays	433.....	394
Average Per Play	4.7.....	5.1
Average Per Game	336.7.....	338.2
KICK RETURNS: #-Yds	14-336.....	19-418
PUNT RETURNS: #-Yds	13-95.....	8-60
INT RETURNS: #-Yds	10-188.....	8-114
FUMBLES-LOST	9-5.....	9-7
PENALTIES-Yds	48-442.....	34-342
PUNTS-Avg.	41-41.0.....	30-38.7
3RD-DOWN CONV.	29/96.....	32/84
4TH-DOWN CONV.	4/8.....	4/9

NCAA RANKINGS

	UNI	MSU
Rushing Offense	32.....	66
Passing Offense	106.....	74
Total Offense	93.....	91
Scoring Offense	78.....	53
Rushing Defense	20.....	22
Total Defense	18.....	29
Scoring Defense	29.....	39
Net Punting	88.....	68
Punt Returns	65.....	60
Kick Returns	16.....	29
Passing Efficiency	77.....	57
Tackles for Loss	28.....	44

Follow the Panthers Online: UNI fans can get all their Panther news and notes on UNIPanthers.com. Fans can also follow UNI on Facebook at www.Facebook.com/UNIathletics and Twitter at @UNIathletics. The UNI Football program also has individual accounts on Facebook (UNI Football) and on Twitter (@UNIFootball/@CoachMarkFarley).

Join us at Pepper's: UNI will host a weekly press luncheon at Pepper's in Cedar Falls on Mondays at noon. All of the in-season head coaches will address the media with a weekly recap/preview of their team and then will be open to questions. All media and fans are welcome to attend.

Interview Requests: All interview requests can be made through UNI Athletic Communications 24 hours in advance. Media wishing to make an interview request can contact Jordie Lindley (Jordan.Lindley@uni.edu • 319-273-3642).

Availability: Student-athletes and staff are available upon request after the Monday media luncheons. Player and staff availability is also open Tuesday before practice. Phone interviews may be conducted Monday-Wednesday. All requests must be made 24 hours in advance through the UNI Athletic Communications staff.

MVFC Coaches Teleconference: There will be a monthly teleconference with the head coaches at each MVFC institution. The teleconferences will be Tuesday, Sep. 6, Tuesday, Oct. 4 and Tuesday, Nov. 1.

10:00 AM CT - Mike Sanford, INS
 10:06 AM CT - Bo Pelini, YSU
 10:12 AM CT - Charlie Fisher, WIU
 10:18 AM CT - Brock Spack, ILS
 10:24 AM CT - Nick Hill, SIU
 10:30 AM CT - Dave Steckel, MSU
 10:36 AM CT - John Stiegelmeier, SDSU
 10:42 AM CT - Bob Nielson, USD
 10:48 AM CT - Mark Farley, UNI
 10:54 AM CT - Chris Klieman, NDSU

Radio: In 2016-17 News/Talk 1540 KXEL will begin its 17th year as the flagship radio station of the University of Northern Iowa Sports Network. UNI Athletics and The Radio Group of Waterloo have a broadcast agreement that carries the Panthers on the "Blow Torch" through 2017-2018. KXEL will carry all regular and post-season Panther football, the weekly Mark Farley show, as well as other special programming focused on UNI Athletics. Panther Sports Properties works to coordinate the Panther Sports Network, which includes nine stations.

UNI RADIO OUTLETS

City.....	Station	Dial Pos.
Cedar Rapids^	KGym-AM	1600 (106.3, 107.5)
Decorah	KFXE-AM	1160
Waukon.....	KFXE-AM	1160
Des Moines	KBGG-AM	1700
Fort Dodge.....	KVFD-AM	1400
Hampton	KQCR-FM.....	98.9
Mount Pleasant*.....	KILJ-AM	1130
Mount Pleasant.....	KILJ-FM	105.5
Waterloo.....	KXEL-AM	1540
Cedar Falls.....	KXEL-AM	1540
World Wide	UNIPanthers.com	



THIS WEEK'S SCHEDULE...

MONDAY	TUESDAY	WEDNESDAY	THURSDAY	FRIDAY	SATURDAY
Coach Farley Available at Media Luncheon 12 p.m. Select Players Available After	Player/Coach Availability before or after practice *All Requests Must Be Made 24 Hours In Advance	Player/Coach Availability before or after practice *All Requests Must Be Made 24 Hours In Advance	PHONE INTERVIEWS ONLY *All Requests Must Be Made 24 Hours In Advance	No player or coach Availability	GAME DAY vs. MISSOURI STATE 1 p.m. CT

2016 ROSTER

23	A.J. Allen	DB	6-0	212	So.	Waukee, Iowa/Waukee
25	Trevor Allen	RB	6-0	210	R-Fr.	Waukee, Iowa/Waukee
64	Hezekiah Applegate	DL	6-2	285	R-Fr.	Johnston, Iowa/Johnston
52	Jacob Appleman	OL	6-4	315	So.	Rock Island, Ill./Alleman
66	Philip Arendt	OL	6-2	298	R-Fr.	Iowa City, Iowa/Regina
15	Aaron Bailey	QB	6-2	222	Sr.	Bolingbrook, Ill./Bolingbrook/U. of Illinois
3	Willie Beamon	DB	5-6	162	So.	Lincoln, Neb./Southeast
4	Charles Brown	WR/DB	5-9	160	Sr.	Fort Meyers, Fla./Fort Meyers
90	Spencer Brown	OL	6-8	238	Fr.	Lenox, Iowa/Lenox
34	J'Veyon Browning	RB	5-6	206	Jr.	Kansas City, Kan./F.L. Schlagle
6	Ray Buchanan, Jr.	DB	5-10	184	Sr.	Suwanee, Ga./Peachtree Ridge/U. of Arkansas
19	Elijah Campbell	DB	6-0	195	So.	St. Paul, Minn./St. Paul Central/Northern Illinois
51	Jesse Cardenas	LB	6-2	225	R-Fr.	Lakeville, Minn./Lakeville North
60	Lee Carhart	OL	6-4	300	Jr.	Omaha, Neb./Creighton Prep
49	Desmond Chapple	DL	6-5	237	Fr.	Edwardsville, Ill./Edwardsville
16	Logan Cunningham	WR	5-9	193	Sr.	Arcadia, Ind./Hamilton Heights
5	Dalton Demos	WR	6-5	210	Sr.	St. Louis, Mo./CBC/Hutchinson CC
30	D'Shawn Dexter	LB	5-9	205	Sr.	Orlando, Fla./East River/Iowa Central CC
68	Chris Dobernecker	LS	6-2	215	Fr.	Nevada, Iowa/Nevada
98	Bryce Douglas	DL	6-1	291	So.	Plainfield, Ill./Plainfield/U. of Illinois
62	Sam Drysdale	PK	6-0	160	R-Fr.	Cedar Rapids, Iowa/Prairie
14	Eli Dunne	QB	6-5	232	So.	Grinnell, Iowa/Grinnell
35	Tyler Eads	DB	5-11	211	R-Fr.	Iowa City, Iowa/West
71	Nick Ellis	OL	6-3	307	Fr.	Parkersburg, Iowa/Aplington-Parkersburg
17	Christian Ellsworth	QB	6-3	212	Fr.	St. Libory, Neb./Grand Island Northwest
59	Max Erpelding	OL	6-1	260	Fr.	Bettendorf, Iowa/Bettendorf
58	Austin Errthum	PK	5-10	187	So.	Kalona, Iowa/Mid-Prairie/Drake
27	Austin Evans	DB	6-1	189	Fr.	Kansas City, Mo./Archbishop O'Hara
46	Jared Farley	LB	5-11	221	Jr.	Cedar Falls, Iowa/Cedar Falls
39	Duncan Ferch	LB	6-0	232	So.	State Center, Iowa/West Marshall
3	Nick Fossey	WR	6-2	184	Fr.	Lakeville, Minn./Lakeville North
10	Daurice Fountain	WR	6-2	208	Jr.	Madison, Wis./James Madison Memorial
57	Joe Friedrich	LS	6-1	215	Fr.	Cedar Falls, Iowa/Janesville
42	Griffin Gaeta	TE	6-5	254	Sr.	Muscatine, Iowa/Muscatine
53	Garrett Graf	LB	5-10	204	Fr.	Verona, Wis./Middleton
37	Aaron Graham	RB	6-0	185	R-Fr.	Oak Grove, Mo./Oak Grove
20	Rashadeem Gray	DB	5-9	175	Jr.	Whitefish Bay, Wis./Whitefish Bay
56	Rickey Grimes	LB	6-0	220	R-Fr.	Eldridge, Iowa/North Scott
69	Trevor Hanson	OL	6-4	301	Sr.	West Des Moines, Iowa/Valley
48	Jake Hartford	LB	6-2	221	Fr.	Circle Pines, Minn./Centennial
22	Damon Hendrix	DB	6-0	218	Sr.	Phoenix, Ariz./Camelback/Phoenix College
33	Barkley Hill	LB	5-11	231	Sr.	Denver, Iowa/Cedar Falls/U. of Iowa
11	Colton Howell	QB	6-2	209	So.	Wichita, Kan./Bishop Carroll/Butler CC
24	Nikholi Jaghai	DB	5-8	181	Fr.	Miami Garden, Fla./Flanagan
83	Jaylin James	WR	6-3	196	R-Fr.	Des Moines, Iowa/East
81	Xavier James	WR	6-1	175	Jr.	Des Moines, Iowa/East
21	Christian Jegen	WR	6-0	211	Fr.	Shawnee, Kan./Mill Valley
92	Sam Kuhter	P	6-0	208	Jr.	Toledo, Iowa/South Tama
88	Michael Kuntz	P	6-0	187	So.	Cedar Falls, Iowa/Cedar Falls

NUMERICAL ROSTER

1	Tyrell Lyons	DB
1	Nick Phillips	WR
2	Malcolm Washington	DB
2	Peyton Williams	TE
3	Willie Beamon	DB
3	Nick Fossey	WR
4	Charles Brown	WR
5	Dalton Demos	WR
6	Ray Buchanan, Jr.	DB
7	Rickey Neal	LB
8	Marcus Weymiller	WR
9	Xavior Williams	DB
10	Daurice Fountain	WR
11	Colton Howell	QB
12	Reggie Schulte	QB
13	Emmett Lynch	DB
14	Eli Dunne	QB
15	Aaron Bailey	QB
16	Logan Cunningham	WR
17	Christian Ellsworth	QB
18	D.J. Singleton	DB
19	Elijah Campbell	DB
20	Rashadeem Gray	DB
21	Christian Jegen	WR
22	Damon Hendrix	DB
23	A.J. Allen	LB
24	Nikholi Jaghai	DB
25	Trevor Allen	RB
26	Isaiah Nimmers	DB
27	Austin Evans	DB
28	Jamahl Scott	DB
29	Jamison Whiting	DB
30	D'Shawn Dexter	LB
31	Michael Malloy	RB
32	Tyvis Smith	RB
33	Barkley Hill	LB
34	J'Veyon Browning	RB
35	Tyler Eads	DB
36	Korby Sander	DB
37	Aaron Graham	RB
38	Marcus Montgomery	DB
39	Duncan Ferch	LB
40	Alfonzo Lambert, II	LB
41	Blake Thomas	LB
42	Griffin Gaeta	TE
43	Christian Perez	DL
45	Markail Williams	LB





UNI FOOTBALL • 2016 ROSTER

40	Alfonzo Lambert, II	LB	5-11	195	Fr.
55	Colton Lueck	OL	6-4	285	R-Fr.
13	Emmett Lynch	DB	6-2	183	So.
1	Tyrell Lyons	DB	6-1	213	Jr.
31	Michael Malloy	RB	6-0	215	Sr.
96	Marcel Minniefield	DL	6-2	295	Fr.
38	Marcus Montgomery	DB	5-11	189	So.
86	Briley Moore	TE	6-4	230	Fr.
26	Isaiah Nimmers	DB	5-9	174	Fr.
85	Elias Nissen	TE	6-4	255	So.
94	Sonny Onken	DL	6-3	250	Fr.
89	Taylor Otterstatter	TE	6-5	251	R-Fr.
43	Christian Perez	DL	6-1	235	So.
1	Nick Phillips	WR	5-8	185	Fr.
78	Tyler Putney	OL	6-5	297	So.
72	Robert Rathje	OL	6-2	300	Sr.
54	Trey Recknor	LB	6-0	230	Fr.
65	Davonius Reed	DL	6-1	314	Fr.
99	Adam Reth	DL	6-4	273	Jr.
67	Byron Rich	OL	6-3	306	Jr.
87	Jalen Rima	WR	6-1	178	Fr.
36	Korby Sander	DB	6-1	207	Fr.
93	Karter Schult	DL	6-4	269	Sr.
12	Reggie Schulte	QB	6-1	198	Jr.
28	Jamahl Scott	DB	5-10	175	Fr.
74	Jackson Scott-Brown	OL	6-5	303	R-Fr.
82	Trent Simpson	LS	5-11	248	Sr.
18	D.J. Singleton	DB	6-0	196	Sr.
97	Zach Skibinski	DL	6-3	234	Jr.
47	Elerson Smith	DL	6-6	204	Fr.
32	Tyvis Smith	RB	6-1	226	Sr.
77	Bryce Sweeney	OL	6-7	316	Jr.
79	Ezra Szczyrbak	OL	6-5	275	So.
41	Blake Thomas	LB	6-0	218	So.
95	Seth Thomas	DL	6-6	251	R-Fr.
75	Cal Twait	OL	6-6	292	So.
2	Malcolm Washington	DB	6-2	172	Jr.
63	Brawntae Wells	DL	6-1	258	Fr.
80	Isaiah Weston	WR	6-4	200	Fr.
8	Marcus Weymiller	WR	5-10	197	So.
29	Jamison Whiting	DB	6-3	185	Sr.
45	Markail Williams	LB	6-2	218	Fr.
2	Peyton Williams	TE	6-3	217	Fr.
9	Xavior Williams	DB	6-1	177	Fr.
61	Preston Woods	DL	6-1	275	Jr.

Head Coach: Mark Farley

Assistant Coaches: Bill Salmon (Associate Head Coach/RBs), Ryan Mahaffey (Offensive Coordinator/WRs), Ben Barkema (Offensive Line), Nick Danielson (TEs/Offensive Tackles), Collin Klein (Quarterbacks), Jeremiah Johnson (Defensive Coordinator/LBs), Brandon Lynch (Assistant Head Coach for Defense/DBs), Bryce Paup (Defensive Line/Player Development), Olaitan Oguntodu (Safeties)

Director of Operations: D.J. Hord

#64	Hezekiah Applegate (Hez-AH-ki-ah)
#66	Philip Arendt (Arnt)
#34	J'Veyon Browning (JAY-Vee-On)
#14	Eli Dunne (Done)
#50	Matt Easley (Ease-LEE)
#10	Daurice Foutain (DAH-Reese FOWN-Tan)
#42	Griffin Gaeta (GAY-Ta)
#20	Rashadeem Gray (Rosh-AH-Deem)

PRONUNCIATION GUIDE



NUMERICAL ROSTER

46	Jared Farley	LB
47	Elerson Smith	DL
48	Jake Hartford	LB
49	Desmond Chapple	DL
51	Jesse Cardenas	LB
52	Jacob Appleman	OL
53	Garrett Graf	LB
54	Trey Recknor	LB
55	Colton Lueck	OL
56	Rickey Grimes	LB
57	Joe Friedrich	LS
58	Austin Errthum	PK
59	Max Erpelding	OL
60	Lee Carhart	OL
61	Preston Woods	DL
62	Sam Drysdale	PK
63	Brawntae Wells	DL
64	Hezekiah Applegate	DL
65	Davonius Reed	DL
66	Philip Arendt	OL
67	Byron Rich	OL
68	Chris Dobernecker	LS
69	Trevor Hanson	OL
71	Nick Ellis	OL
72	Robert Rathje	OL
74	Jackson Scott-Brown	OL
75	Cal Twait	OL
77	Bryce Sweeney	OL
78	Tyler Putney	OL
79	Ezra Szczyrbak	OL
80	Isaiah Weston	WR
81	Xavier James	WR
82	Trent Simpson	LS
83	Jaylin James	WR
85	Elias Nissen	TE
86	Briley Moore	TE
87	Jalen Rima	WR
88	Michael Kuntz	P
89	Taylor Otterstatter	TE
90	Spencer Brown	OL
92	Sam Kuhter	P
93	Karter Schult	DL
94	Sonny Onken	DL
95	Seth Thomas	DL
96	Marcel Minniefield	DL
97	Zach Skibinski	DL
98	Bryce Douglas	DL
99	Adam Reth	DL

#55	Colton Lueck (Luke)
#86	Briley Moore (Brye-LEE)
#72	Robert Rathje (Rach-EEE)
#87	Jalen Rima (JAY-Lin RHYME-Ah)
#97	Zach Skibinski (SKAH-Ben-Ski)
#79	Ezra Szczyrbak (Zer-Bek)
#63	Brawntae Wells (BRAWN-Tay)
#8	Marcus Weymiller (WHY-Miller)



UNI FOOTBALL • 2016 DEPTH CHART

OFFENSE

QB	#15 Aaron Bailey	6-2	222	Sr.
	#14 Eli Dunne	6-5	232	So.
RB	#32 Tyvis Smith	6-1	226	Sr.
	#31 Michael Malloy	6-0	215	Sr.
HY	#31 Michael Malloy	6-0	215	Sr.
	<i>*Hybrid running back/wide receiver</i>			
WR	#83 Jaylin James	6-3	196	R-Fr.
	#21 Christian Jegen	6-0	211	Fr.
WR	#10 Daurice Fountain	6-3	208	Jr.
	#87 Jalen Rima	6-1	178	Fr.
WR	#16 Logan Cunningham	5-9	193	Sr.
	#8 Marcus Weymiller	5-10	197	So.
TE	#85 Elias Nissen	6-4	255	So.
	#42 Griffin Gaeta	6-5	254	Sr.
LT	#75 Cal Twait	6-6	292	So.
	#78 Tyler Putney	6-5	297	So.
LG	#74 Jackson Scott-Brown	6-5	303	R-Fr.
	#60 Lee Carhart	6-4	300	Jr.
C	#72 Robert Rathje	6-2	300	Sr.
	#66 Philip Arendt	6-2	298	R-Fr.
RG	#69 Trevor Hanson	6-4	301	Sr.
	#65 Davonius Reed	6-1	314	Fr.
RT	#52 Jacob Appleman	6-4	315	So.
	#78 Tyler Putney	6-5	297	So.

SPECIAL TEAMS

P	#92 Sam Kuhter	6-0	208	Jr.
	#88 Michael Kuntz	6-0	187	So.
PK	#58 Austin Errthum	5-10	187	So.
	#62 Sam Drysdale	6-0	160	R-Fr.
H	#92 Sam Kuhter	6-0	208	Jr.
LS	#68 Chris Dobernecker	6-2	215	Fr.
	#57 Joe Friedrich	6-1	215	Fr.
KR	#31 Michael Malloy	6-0	215	Sr.
	#87 Jalen Rima	6-1	178	Fr.
PR	#16 Logan Cunningham	5-9	193	Sr.
	#8 Marcus Weymiller	5-10	197	So.

DEFENSE

DE	#64 Hezekiah Applegate	6-2	285	R-Fr.
	#94 Sonny Onken	6-3	250	Fr.
DT	#61 Preston Woods	6-1	275	Jr.
	#65 Davonius Reed	6-1	314	Fr.
DT	#98 Bryce Douglas	6-1	291	So.
	#96 Marcel Minniefield	6-2	295	Fr.
DE	#93 Karter Schult	6-4	269	Sr.
	#95 Seth Thomas	6-6	251	R-Fr.
OLB	#46 Jared Farley	5-11	221	Jr..
	#41 Blake Thomas	6-0	218	So.
MLB	#39 Duncan Ferch	6-0	232	So.
	OR #7 Rickey Neal	6-1	232	So.
OLB	#30 D'Shawn Dexter	5-9	205	Sr.
	#33 Barkley Hill	5-11	231	Sr.
CB	#4 Charles Brown	5-9	160	Sr.
	#9 Xavior Williams	6-1	177	Fr.
FS	#19 Elijah Campbell	6-0	195	So.
	#18 D.J. Singleton	6-0	196	Sr.
SS	#23 A.J. Allen	6-0	212	So.
	#29 Jamison Whiting	6-3	185	Sr.
CB	#2 Malcolm Washington	6-2	172	Jr.
	#29 Jamison Whiting	6-3	185	Sr.





MARK FARLEY
Head Coach (16th Year)

Record: 131-65
Alma Mater: UNI, 1986

UNI head coach Mark Farley, once known as the "walk on from Waukon", has led the Panthers to a mark of 131-65 in his 15 years at the helm of the program, becoming the UNI all-time wins leader with his win over Iowa State on Sept. 3. Entering his 16th season as the head coach of the Northern Iowa Panthers, Farley is set to hit the ground running.

In Missouri Valley Football Conference play, Farley has guided the Panthers to a record of 79-36 for an impressive .687 winning percentage in league play. Farley is the MVFC's all-time coaching wins leader with 79 league victories.

Included in that 15-year run for Farley and the Panthers are seven conference championships, nine playoff appearances, 12 top-25 final rankings, three national semifinal appearances and one national title game appearance in 2005. Farley holds the UNI record for postseason coaching victories with 13 with an overall playoff record of 13-9.

Through his leadership, the Panthers have returned to the glory days when they won seven straight conference titles and made seven consecutive FCS playoff appearances in the decade of the '90s. In Farley's 15 years at the helm, UNI has won at least a share of seven Missouri Valley Football Conference titles. UNI has also advanced to the quarterfinals (2003, 2007, 2011, 2015), semifinals (2001, 2008) and the national title game (2005) in seven of those nine playoff appearances. Twelve of Farley's 15 previous Panther teams have finished the season ranked in the top-25, defeating 79 top-25 ranked foes in the process.

FARLEY BY THE NUMBERS....

- 133 All-America Selections
- 125 Wins Over FCS Opponents
- 20 Wins Over Top-10 Opponents
- 15 MVFC Players of the Year
- 23 Players to the NFL
- 131 Coaching Wins, most in UNI history
- 79 MVFC Wins
- 12 Top-25 Final Rankings
- 22 1st Team All-MVFC
- 7 Academic All-Americans
- 20 Academic All-District

Last Time Against Missouri State: UNI defeated Missouri State on the road in 2015, 41-0. Aaron Bailey led the team with 161 yards on the ground on 19 carries, scoring four rushing touchdowns. On defense, UNI held the Bears to just 139 total yards on offense and 43 yards on the ground.

Turnovers Gained: UNI is currently ranked No. 16 in the FCS in turnovers gained, coming up with 14 through six games. UNI had three turnovers in just the second quarter against Youngstown State (10/15), notching two interceptions and a forced fumble. It ties for the most turnovers in a half this season, with UNI also coming up with three in the fourth quarter against Iowa State (9/3).

Back-to-Back-to-Back: Malcolm Washington has come up with key interceptions in back-to-back-to-back games for the Panthers. The Fresno State transfer scored his first pick-six in a Panther uniform against Southern Illinois (10/1), following it up with an interception in the third quarter against South Dakota (10/8) and one in the second quarter at Youngstown State (10/15).

Pick-Six: Duncan Ferch scored UNI's second defensive touchdown of the season and his first-career pick-six in the second quarter against YSU (10/15), putting UNI up 10-0. Malcolm Washington holds UNI's other defensive score, running back an interception against Southern Illinois (10/1).

Career-Highs: UNI had career-high nights on defense against Youngstown State (10/15), with both Elijah Campbell and Rickey Neal having standout performances. Campbell tied for the lead with a career-high nine tackles while Neal added eight, including three tackles for loss and a forced fumble.

Cracking Ranks: With his sack against Youngstown State (10/15), Karter Schult is ranked No. 4 all-time at UNI in career sacks. He has 8.5 sacks this season and 27.0 in his career at UNI.

UNI's Top-5 Career Sacks Leaders

1. William Freene (1989-92) 45.0
2. Matt Mitchell (2000-03) 33.0
3. Andre Allen (1991-94) 31.0
4. Karter Schult (2012-Now) 27.0
5. James Ruffin (2005-09) 25.0

Record Breaking: Karter Schult became the UNI record holder for career TFL with his 3.5 against the Eagles (9/17). He has 46.0 total, passing James Ruffin who had 43 from 2005-09. The Tripoli, Iowa native has 14 TFL through six games.

Turnover Game: UNI is currently ranked No. 7 in the FCS in passes intercepted after the three they picked off against Youngstown State (10/15). It was the four game out the six this season that UNI has had one-or-more interceptions.

Youngstown State (10/15) 3 interceptions Duncan Ferch, Malcolm Washington, Jamsion Whiting

Southern Illinois (10/1) 2 Interceptions Duncan Ferch, Malcolm Washington

Eastern Washington (9/17) ... 2 Interceptions Karter Schult, Charles Brown

Iowa State (9/3) 2 Interceptions Charles Brown, Jared Farley

Numbers Speak: UNI is 93-9 in the Mark Farley era (2001-present) when holding the opposition to 20 points or less. The Panthers are 82-7 in the Farley years when scoring 30 or more points in a game.





UNI FOOTBALL • GAME NOTES

STATS FCS TOP 25 POLL (10/17)

1	Sam Houston State	6-0
2	Jacksonville State	5-1
3	Eastern Washington	5-1
4	North Dakota State	5-1
5	Citadel	6-0
6	Richmond	6-1
7	South Dakota State	4-2
8	James Madison	6-1
9	Charleston Southern	3-2
10	Montana	5-1
11	Chattanooga	6-1
12	Western Illinois	5-1
13	Youngstown State	5-1
14	North Carolina A&T	5-1
15	Eastern Illinois	5-2
16	Villanova	5-2
17	Cal Poly	4-2
	Coastal Carolina	4-2
19	North Dakota	5-2
20	Central Arkansas	5-1
21	Samford	5-1
22	Grambling State	4-1
23	Albany	4-2
24	Stony Brook	4-2
25	Tennessee State	5-1

Others (Top 5 Receiving Votes): Harvard, UNI, Sacred Heart, New Hampshire, Lehigh

FCS COACHES POLL (10/17)

1	Sam Houston State	6-0
2	Jacksonville State	5-1
3	Eastern Washington	5-1
4	North Dakota State	5-1
5	James Madison	6-1
7	Richmond	6-1
8	Chattanooga	6-1
9	Charleston Southern	3-2
10	Montana	5-1
11	South Dakota State	4-2
12	Youngstown State	5-1
13	Western Illinois	5-1
14	North Carolina A&T	5-1
15	Eastern Illinois	4-2
16	North Dakota	5-2
17	Villanova	5-2
18	Cal Poly	4-2
	Central Arkansas	5-1
20	Samford	5-1
21	Grambling State	4-1
22	Stony Brook	4-2
23	Harvard	4-1
24	Albany	4-2
25	Tennessee State	5-1

Others (Top 5 Receiving Votes): Wofford, UNI, South Dakota, Lehigh, New Hampshire

Tough Road: UNI has the toughest schedule in the FCS, based on cumulative opposition (winning percentage of past and future opponents), through games of Oct. 15. Four MVFC teams rank among the Top 12 in the FCS.

	Team (Conference)	Pct.
1.	UNI (MVFC)	.737
2.	Northern Arizona (Big Sky)	.688
3.	Presbyterian (Big South)	.682
4.	Rhode Island (CAA Football)	.676
5.	Cal Poly (Big Sky)	.667
5.	South Dakota (MVFC)	.667
5.	North Dakota State (MVFC)	.667
8.	Maine (CAA Football)	.658
9.	Samford (Southern)	.647
10.	ETSU (Southern)	.645
11.	Charleston Southern (Big South)	.640
12.	South Dakota State (MVFC)	.639

Keeping the Ball: UNI is ranked No. 13 in the FCS in time of possession and second in the Valley, controlling the game for an average of 34 minutes per game.

Twice as Nice: Tyvis Smith rushed for 102 yards against South Dakota (10/8), his second game this season with 100-plus yards on the ground. He had 130 against top-25 ranked Montana. It was the sixth time in his career he has rushed for over 100 yards.

at Missouri State (11/14/15)	16 carries, 143 yards, 1 TD
Southern Illinois (11/21/15)	23 carries, 166 yards, 1 TD
Eastern Illinois (11/28/15)	24 carries, 147 yards, 1 TD
at Portland State (12/5/15)	21 carries, 207 yards, 2 TD
Montana (9/10/16)	20 carries, 130 yards, 1 TD
at South Dakota (10/8/16)	20 carries, 102 yards

Carry Numbers: Senior Aaron Bailey had a career high 30 carries during UNI's game against South Dakota (10/8), finishing with 95 yards and two rushing touchdowns. His previous career-high rushes was set against Portland State in the playoffs last season when the Bolingbrook, Ill. native rushed 26 times for 200 yards.

To the Field: After battling an injury throughout the first part of the season, redshirt freshman Jackson Scott-Brown started against South Dakota (10/8) at left guard. It was his first-career start.

2016 Preason MVFC Poll

Rank	Team (1st Place Votes)	Points
1	North Dakota State (37)	388
2	UNI (2)	343
3	South Dakota State	284
4	Illinois State	274
5	Youngstown State	254
6	Western Illinois	176
7	South Dakota	146
8	Southern Illinois	124
9	Indiana State	115
10	Missouri State	41

Current MVFC Standings

Team	MVFC	Overall
South Dakota State	3-0	4-2
Youngstown State	3-0	5-1
North Dakota State	2-1	5-1
Western Illinois	2-1	5-1
South Dakota	2-1	3-3
Missouri State	1-2	3-3
UNI	1-2	2-4
Illinois State	1-3	3-4
Indiana State	1-3	3-4
Southern Illinois	0-3	2-4





UNI FOOTBALL • GAME NOTES

PANTHERS IN THE PROS



Makinton Dorleant	Packers (DB)
L.J. Fort	Steelers (LB)
Deiondre' Hall	Bears (DB)
Austin Howard	Raiders (OL)
David Johnson	Cardinals (RB)
Xavier Williams	Cardinals (DL)

WEEK 6

#20 Dorleant, Packers vs. Dallas Cowboys
Stats: Injured/Reserve

#54 Fort, Steelers vs. Miami Dolphins
Stats: Saw action, no stats

#32 Hall, Bears vs. Jacksonville Jaguars
Stats: Did not see action

#77 Howard, Raiders vs. Kansas City Chiefs
Stats: Saw action, started at right tackle

#31 Johnson, Cardinals vs. New York Jets
Stats: Monday Night Football

#94 Williams, Cardinals vs. New York Jets
Stats: Monday Night Football

Near the Top: Karter Schult is currently ranked in the top-five in all of Division I football in sacks and tackles for loss through six games.

Tackles For Loss

1.	Christian Kuntz	15.5	Duquesne (FCS)
2.	Jeb Boudreaux	15.0	Stetson (FCS)
3.	Karter Schult	14.0	UNI (FCS)
	Haason Reddick	14.0	Temple (FBS)

Sacks

1.	Ejuan Price	9.0	Pittsburgh (FBS)
2.	Karter Schult	8.5	UNI (FCS)
	Demarcus Walker	8.5	Florida State (FBS)
4.	Derek Rivers	8.0	Youngstown State (FCS)

Double Threat: Aaron Bailey has proved to the country that he is a dual threat quarterback, scoring a total of 44 touchdowns (rushing/passing) in just 20 games. He ranks No. 15 all-time at UNI and just needs 10 more to crack the top-10 to tie Sawyer Kollmorgen and current associate head coach Bill Salmon, who both have 54.

Making the Rounds: Michael Malloy posted one of his most well-rounded games as a Panther, racking up 76 all-purpose yards against South Dakota (10/8). He finished the game with 37 rushing yards, 26 yards through the air that included a 17-yard touchdown, and added 24 yards on kick-off returns.

Quick Impact: In just his second season with the Panthers, Aaron Bailey has moved into a tie for eighth all-time at UNI in career rushing touchdowns, giving him a total of 25 after his after his 95-yard, two touchdown performance against South Dakota (10/8). He is tied with Errol Peebles, who had 25 rushing scores from 1985-88. The senior finished with two rushing touchdowns against the Coyotes (10/8), marking the seventh time in his career at UNI that he has had multiple rushing scores in a game.

Bailey's Multi-Scoring Rushing Games

at Cal Poly (9/19/15)	57 yds, 2 TDs
Indiana State (11/7/15)	54 yds, 4 TDs
at Missouri State (11/14/15)	161 yds, 4 TDs
Southern Illinois (11/21/15)	131 yds, 3 TDs
at Portland State (12/5/15)	200 yds, 2 TDs
at Eastern Washington (9/17/16)	101 yds, 2 TDs
at South Dakota (10/8/16)	95 yds, 2 TDs

Decade Stats: The last time a Panther scored three receiving touchdowns in a game was in 2006 when Johnny Gray brought in three against Youngstown State. Daurice Fountain finished the game against Southern Illinois (10/1) with three scores on five receptions and 89 yards. The UNI record for receiving touchdowns in a game is four, set twice by Dick Beetsch (vs. South Dakota, 1954) and Dedric Ward (vs. Western Illinois, 1995).

Pick-Six: UNI notched its first defensive touchdown of the season against Southern Illinois (10/1) with Malcolm Washington's 43-yard interception return in the second quarter. It was Washington's first start as a Panther at cornerback.

Throwing Improvement: Aaron Bailey tied his career-high for passing touchdowns in UNI's win over Southern Illinois (10/1), going for three all to Daurice Fountain. The last time Bailey threw for three touchdowns was against Eastern Illinois (11/28/15) in the first round of the playoffs.

Conference Play: UNI currently holds a 151-58 overall record in the MVFC and 79-36 record during the Farley era. Farley's 79 league wins is the most by a head coach in Missouri Valley Football Conference history.



UNI FOOTBALL • GAME NOTES

Week in, Week out: UNI is currently first in the FCS in strength of schedule, playing one of the toughest schedules this season. Out of UNI's 11 opponents in 2016, five finished the 2015 season ranked in the top-25 and seven are ranked or receiving votes in the 2016 top 25 polls.

Team	Stats/Coaches Poll/Hero Sports (10/10)
Eastern Washington	3/3/3
North Dakota State	4/4/4
South Dakota State	7/11/7
Montana	10/10/9
Western Illinois	12/13/12
Youngstown State	13/12/13
South Dakota	RV/RV/NR

Jack of All Trades: Most football fans know defensive linemen for their sacks and tackles at the line of scrimmage, but Karter Schult has shown that with his size and speed, he can defend at all angles and all spots on the field. The senior lineman notched his first-career interception against Eastern Washington (9/17), returning it for 20 yards.

The Streak Continues: A.J. Allen had either tied or set a new career-high in tackles for three consecutive weeks prior to the game against SIU. The sophomore finished with 12 against Eastern Washington (9/17), surpassing his seven he set against Montana. His 12 tackles was a team-high.

Dual Threat: Michael Malloy has been an offensive threat for the Panthers since last season, taking snaps at wide receiver, running back and even fullback. He has started two games at wide receiver this season and added to his resume a career-long rushing touchdown at Eastern Washington (9/17). The senior scored a 30-yard rushing touchdown against the Eagles, his longest rush and longest rushing touchdown at UNI.

Strength in Numbers: The UNI defense has been ranked in the top-30 in the FCS in rushing defense in three consecutive seasons. In 2016 through the first five-games, UNI is ranked No. 20 in the FCS and No. 2 in the Valley, holding opponents to an average of 116 yards on the ground. UNI had held its opponent to under 200 yards rushing for seven consecutive games, dating back to Nov. 28, UNI's 53-17 win over Eastern Illinois in the first round of the playoffs prior to UNI's game against South Dakota (10/8).

Breaking the Line: Karter Schult tied the school record for tackles for loss in a game against No. 14 Montana (9/10), recording 5.5 to match John Hermann who had 5.5 against Northern Arizona in 2005. He finished the game with a career-high tying 10 tackles along with two sacks

Farley Wins: Head coach Mark Farley earned his 130th career win at the helm, becoming the all-time wins leader in program history, passing Stan Sheriff who held a record of 129-101-4 from 1960-82. He was already the all-time wins leader in the Missouri Valley Football Conference and all-time conference wins leader with 79 in 15 seasons.

Top-5 Coaching Records at UNI

Coach	W	L	T	Years	Titles
Mark Farley	131	65	0	2001-Present	7
Stan Sheriff	129	101	4	1960-82	6
Clyde Starbeck	95	58	10	1936-42, 45-57	8
Terry Allen	75	26	0	1989-96	6
Darrell Mudra	43	16	1	1983-87	2

HERO SPORTS TOP 25 POLL (10/17)

1	Sam Houston State	6-0
2	Jacksonville State	5-1
3	Eastern Washington	5-1
4	North Dakota State	5-1
5	Citadel	6-0
6	Richmond	6-1
7	South Dakota State	4-2
8	James Madison	6-1
9	Montana	5-1
10	Charleston Southern	3-2
11	Chattanooga	6-1
12	Western Illinois	5-1
13	Youngstown State	5-1
14	North Carolina A&T	5-1
15	Eastern Illinois	5-2
16	Villanova	5-2
17	Cal Poly	4-2
18	Central Arkansas	5-1
19	North Dakota	5-2
20	Coastal Carolina	4-2
21	Samford	5-1
22	Stony Brook	4-2
23	Grambling State	4-1
24	Albany	4-2
25	Tennessee State	5-1

EXPLOSIVE PLAYS TRACKER

RUSHING (15+ YARDS)

		Result
Aaron Bailey	32 yards (SIU)	1st Down SIU41
Aaron Bailey	32 yards (USD)	1st Down USD39
Tyvis Smith	30 yards (UM)	1st Down UM34
Michael Malloy	30 yards (EWU)	TOUCHDOWN
Aaron Bailey	30 yards (EWU)	1st Down EWU31
Tyvis Smith	28 yards (UM)	1st Down UM19
Aaron Graham	28 yards (SIU)	1st Down SIU7
Aaron Bailey	22 yards (ISU)	1st Down ISU14
Aaron Bailey	22 yards (UM)	1st Down UM1
Aaron Bailey	21 yards (SIU)	1st Down SIU35
Tyvis Smith	19 yards (USD)	1st Down USD5
Tyvis Smith	18 yards (YSU)	1st Down UNI25
Aaron Bailey	17 yards (YSU)	1st Down YSU24
Aaron Bailey	16 yards (ISU)	1st Down ISU46
Tyvis Smith	16 yards (UM)	1st Down UM23
Tyvis Smith	15 yards (ISU)	1st Down ISU48
Aaron Bailey	15 yards (SIU)	1st Down SIU7
Tyvis Smith	15 yards (USD)	1st Down USD49

RECEIVING (15+ YARDS)

		Result
Bailey - J. James	44 yards (EWU)	1st Down EWU25
Bailey - Jegen	41 yards (EWU)	1st Down EWU3
Bailey - Jegen	40 yards (USD)	1st Down USD13
Bailey - J. James	37 yards (SIU)	1st Down SIU41
Bailey - Fountain	33 yards (SIU)	1st Down SIU13
Dunne - Cunningham	31 yards (YSU)	1st Down YSU44
Bailey - T. Allen	31 yards (SIU)	1st Down SIU26
Bailey - Rima	30 yards (YSU)	1st Down YSU44
Bailey - Fountain	28 yards (UM)	1st Down UM19
Bailey - Fountain	28 yards (UM)	TOUCHDOWN
Bailey - Cunningham	26 yards (EWU)	1st Down EWU 44





UNI FOOTBALL • GAME NOTES

MVFC Defensive Player of the Week (Sept. 3): Junior linebacker Jared Farley was named the Valley Defensive Player of the Week for his exceptional performance in UNI's 25-20 win over Iowa State. The Cedar Falls, Iowa native racked up a team-high eight tackles, along with an interception that sealed the Panther victory and gave his father, Mark Farley, his 130th career win at the helm.

Starting Right: In his first collegiate football game and first collegiate start, red-shirt freshman Hezekiah Applegate shined on the Panther defensive line against Iowa State (9/3). He was a part of the line that allowed only 51 rushing yards by the Cyclones, adding in his seven tackles that included a sack and 2.5 TFLs.

Leading the Way: UNI named its four captains for the season in Karter Schult, Robert Rathje, D'Shawn Dexter and Aaron Bailey. The four have combined for 80-plus starts between 2013-2016.

Ground Running: Aaron Bailey hit the ground running with his 114 rushing yard performance against Iowa State (9/3). He had 25 carries, averaging 4.6 yards per carry for his seventh game in a Panther uniform to reach 100-plus rushing.

Multi-Talented: Charles Brown, who played wide receiver for the Panthers the last two seasons, started at cornerback at Iowa State (9/3), racking up three tackles and a key interception.

UNI in Non-Conference: UNI has the most victories among league members over top-25 non-conference opponents with 33 since 1985. UNI posted back-to-back wins against non-conference top-25 opponents in 2015 for the first time since the 2008 playoffs (Maine, New Hampshire) when they beat No. 7 Eastern Washington (9/12/15) and No. 17 Cal Poly (9/19/15). UNI plays Eastern Washington in week three of the 2016 season.

Road Warriors: The Panthers will take on six road games this season, including another trip out west. In total, the Panthers will travel 3,180 miles.

Consistently Ranked: Since 1985, UNI has been the only MVFC team ranked in a preseason or regular season poll every season.

Bailey - Malloy	21 yards (UM)	1st Down UM6
Bailey - Fountain	20 yards (SIU)	TOUCHDOWN
Bailey - Moore	19 yards (ISU)	1st Down ISU42
Bailey - Fountain	18 yards (SIU)	TOUCHDOWN
Bailey - Malloy	17 yards (USD)	TOUCHDOWN
Bailey - Graham	16 yards (USD)	1st Down USD23
Bailey - T. Allen	16 yards (USD)	1st Down UNI40
Bailey - J. James	15 yards (UM)	3rd Down UNI39

RETURNS (15+ YARDS)

		Result
Jalen Rima	44 yards (USD, KR)	1st Down UNI45
Malcolm Washington	43 yards (SIU, INT)	TOUCHDOWN
Jamison Whiting	35 yards (YSU, INT)	1st Down UNI42
Duncan Ferch	34 yards (YSU, INT)	TOUCHDOWN
Michael Malloy	32 yards (SIU, KR)	1st Down UNI32
Michael Malloy	29 yards (ISU, KR)	1st Down UNI39
Michael Malloy	28 yards (ISU, KR)	1st Down UNI28
Marcus Weymiller	27 yards (EWU, PR)	1st Down EWU48
Michael Malloy	27 yards (SIU, KR)	1st Down UNI27
Charles Brown	26 yards (ISU, INT)	1st Down ISU36
Michael Malloy	25 yards (UM, KR)	1st Down UNI25
Charles Brown	25 yards (EWU, INT)	1st Down EWU18
Michael Malloy	24 yards (USD, KR)	1st Down UNI24
Daurice Fountain	23 yards (UM, KR)	1st Down UNI26
Daurice Fountain	23 yards (UM, KR)	1st Down UNI25
Michael Malloy	23 yards (EWU, KR)	1st Down UNI33
Michael Malloy	20 yards (UM, KR)	1st Down UNI25
Karter Schult	20 yards (EWU, INT)	1st Down EWU30
Michael Malloy	20 yards (SIU, KR)	1st Down UNI20
Marcus Weymiller	15 yards (EWU, PR)	1st Down EWU49
Logan Cunningham	15 yards (USD, PR)	1st Down UNI37



UNI FOOTBALL • PANTHER NCAA RANKINGS

TEAM STATS

Category	NCAA	MVFC	Stat
3rd Down Conv. %	106	8	.302
3rd Down Conv. % Defense	44	6	0.367
4th Down Conv. %	65	6	0.500
4th Down Conv. % Defense	14	2	0.300
Blocked Kicks	--	--	--
Blocked Kicks Allowed	40	6	1
Blocked Punts	--	--	--
Blocked Punts Allowed	1	1	0
Completion %	97	10	0.510
Defensive Touchdowns	14	2	2
Fewest Penalties	87	10	48
Fewest Penalties Per Game	96	10	8.00
Fewest Penalty Yards	91	10	442
Fewest Penalty Yards Per Game	99	10	73.67
First Downs Defense	14	2	96
First Downs Offense	73	8	115
Fumbles Lost	61	5	5
Fumbles Recovered	70	5	3
Kickoff Return Defense	114	10	25.06
Kickoff Returns	16	3	24.00
Net Punting	88	9	33.44
Passes Had Intercepted	2	1	1
Passes Intercepted	7	1	10
Passing Offense	106	10	153.2
Passing Yards Allowed	43	3	205.2
Passing Yards per Completion	49	5	12.59
Punt Return Defense	121	10	21.00
Punt Returns	65	5	7.31
Red Zone Defense	98	9	0.900
Red Zone Offense	100	10	0.704
Rushing Defense	20	3	116.8
Rushing Offense	32	4	183.5
Sacks Allowed	120	10	4.17
Scoring Defense	29	4	22.8
Scoring Offense	78	9	24.3
Tackles For Loss Allowed	117	10	9.17
Team Passing Efficiency	77	10	117.48
Team Passing Efficiency Defense	69	5	132.36
Team Sacks	26	4	2.50
Team Tackles For Loss	28	4	6.8
Time of Possession	13	4	33:12
Total Defense	18	2	322.0
Total Offense	93	10	336.7
Turnover Margin	6	1	1.33
Turnovers Gained	16	2	14
Turnovers Lost	8	2	6
Winning Percentage	79	9	0.333

INDIVIDUAL STATS (TOP-50, 2016)

23 A.J. Allen - DB	NCAA	MVFC	Stat
Fumbles Recovered	48	3	1
15 Aaron Bailey - QB	NCAA	MVFC	Stat
Passing Yards Per Completion	48	6	12.60
Points Responsible For	43	6	74
Points Responsible For Per Game	37	6	12.7
Rushing TDs	26	3	6
Rushing Yards Per Game	40	6	83.2
Total Touchdowns	49	6	6
4 Charles Brown - DB	NCAA	MVFC	Stat
Interceptions Per Game	35	1	0.4
19 Elijah Campbell - DB	NCAA	MVFC	Stat
Fumbles Recovered	48	3	1
30 D'Shawn Dexter - LB	NCAA	MVFC	Stat
Fumbles Recovered	48	3	1
46 Jared Farley - LB	NCAA	MVFC	Stat
Fumbles Recovered	48	3	1
10 Daurice Fountain - WR	NCAA	MVFC	Stat
Receiving TDs	43	5	4
92 Sam Kuhter - P	NCAA	MVFC	Stat
Punting	37	5	41.0
31 Michael Malloy - RB	NCAA	MVFC	Stat
Kickoff Returns	23	3	25.3
93 Karter Schult - DL	NCAA	MVFC	Stat
Sacks	1	1	1.42
Solo Tackles	30	3	5.2
Tackles for Loss	3	1	2.3
32 Tyvis Smith - RB	NCAA	MVFC	Stat
Rushing Yards	38	3	496
Rushing Yards Per Game	37	3	82.7
29 Jamison Whiting - DB	NCAA	MVFC	Stat
Passes Defended	40	2	1.2



2016 RESULTS

DATE	OPPONENT	PLACE	TIME/RESULT	ATTENDANCE
9/3	Iowa State	Ames, Iowa	W, 25-20	60,629
9/10	Montana	Cedar Falls, Iowa (Hall of Fame)	L, 20-14	12,346
9/17	Eastern Washington	Cheney, Wash.	L, 34-30	9,111
10/1	Southern Illinois	Cedar Falls, Iowa (Homecoming)	W, 42-21	13,710
10/8	South Dakota	Vermillion, S.D.	L, 28-25	10,221
10/15	Youngstown State	Youngstown, Ohio	L, 14-10	13,373
10/22	Missouri State	Cedar Falls, Iowa	1 p.m.	--
10/29	North Dakota State	Cedar Falls, Iowa (Black Out)	6 p.m.	--
11/5	Indiana State	Terre Haute, Ind.	12 p.m.	--
11/12	Western Illinois	Macomb, Ill.	1 p.m.	--
11/19	South Dakota State	Cedar Falls, Iowa (Senior Day)	4 p.m.	--

THE LAST TIME...

UNI TEAM

Rushed for 200 yards at South Dakota, 10/8/16 (229 yds)
 Rushed for 300 yardsvs. Eastern Illinois, 11/28/15 (323 yds)
 Rushed for 400 yardsat Portland State, 12/5/15 (401 yds)
 Passed for 200 yardsvs. South Dakota, 10/31/15 (231 yds)
 Passed for 300 yardsat Iowa, 8/30/14 (380 yds)
 Passed for 400 yardsvs. South Dakota, 9/12/09 (478 yds)
 400 yards Total Offense.....at Portland State, 12/5/15 (432 yds)
 500 yards Total Offense..... at Missouri State, 11/14/15 (512 yds)
 600 yards Total Offense.....vs. South Dakota, 9/12/09 (712 yds)
 Scored 30 Pointsat Eastern Washington, 9/17/16 (30 pts)
 Scored 40 Pointsvs. Southern Illinois, 10/2/16 (42 pts)
 Scored 50 Points vs. Eastern Illinois, 11/28/15 (53 pts)
 Scored 60 Pointsvs. Indiana State, 10/3/09 (62 pts)

UNI INDIVIDUAL

3 Rushed for 100 yds.....vs. Indiana State, 11/10/07
 Darian Williams (115), Derrick Law (105), Taylor Brookings (101)
 2 Rushed for 100 yds.....vs. Southern Illinois, 11/21/15
 Aaron Bailey (131), Tyvis Smith (166)
 1 Rushed for 100 yds.....at South Dakota, 10/8/16
 Tyvis Smith (102)
 1 Rushed for 200 yds.....vs. Missouri State, 11/22/14
 David Johnson (205)
 2 Rushed for 200 yds.....at Portland State, 12/5/15
 Aaron Bailey (200), Tyvis Smith (207)
 Passed for 200 ydsvs. South Dakota, 10/31/15
 Aaron Bailey (231)
 Passed for 300 yds at Iowa, 8/30/14
 Sawyer Kollmorgen (380)
 Passed for 400 ydsvs. South Dakota, 9/12/09
 Pat Grace (445)
 Received for 100 yds.....at North Dakota State, 10/10/15
 Daurice Fountain (110)
 Received for 150 yds.....vs. South Dakota, 9/12/09
 D.P. Eyman (197)
 Received for 200 yds..... at Iowa, 8/30/14
 David Johnson (203)

Rush 100, Receive 100at South Dakota State, 9/15/07
 Corey Lewis (125 rush, 164 rec.)
 Pass 100, Rush 100at Eastern Washington, 9/17/16
 Aaron Bailey (174 pass, 101 rush)
 Scored 3 TDs Rushingvs. Southern Illinois, 11/21/15
 Aaron Bailey
 Scored 4 TDs Rushingat Missouri State, 11/14/15
 Aaron Bailey
 Scored 3 TDs Receiving.....vs. Southern Illinois, 10/2/16
 Daurice Fountain
 Scored 4 TDs Receiving.....vs. Western Illinois, 9/29/95
 Dedric Ward
 Interception Return TD.....at Youngstown State (10/15)
 Duncan Ferch (34 yds)
 Fumble Return TD.....at Southern Illinois, 11/14/14
 Tate Omli (0 yds)
 Kick Return TD vs. Illinois State, 11/1/14
 David Johnson (98 yds)
 Punt Return TDvs. Southern Illinois, 11/21/15
 Makinton Dorleant (90 yds)
 Intercepted 2 Passes.....vs. Illinois State, 11/1/14
 Tim Kilfoy
 Intercepted 3 Passes.....vs. Illinois State, 11/13/04
 Dre Dokes
 Kicked 4 Field Goals.....vs. Eastern Illinois (11/28/15)
 Michael Schmadeke
 Kicked 5 Field Goals.....vs. Tennessee Tech, 11/28/15
 Michael Schmadeke
 Kicked 50+ Yard Field Goalvs. South Dakota, 10/31/15
 Michael Schmadeke (50 yds)





UNI FOOTBALL • GAME PARTICIPATION

2016 OFFENSIVE STARTERS

	QB	RB	WR	WR	WR	TE/WR	LT	LG	C	RG	RT
9/3	Bailey	T. Smith	J. James	Fountain	Malloy	Nissen	Twait	Carhart	Rathje	Hanson	Appleman
9/10	Bailey	T. Smith	J. James	Fountain	Cunningham	Malloy	Twait	Carhart	Rathje	Hanson	Appleman
9/17	Bailey	T. Smith	J. James	Fountain	Cunningham	Nissen	Twait	Szczyrbak	Rathje	Hanson	Appleman
10/1	Bailey	T. Smith	J. James	Fountain	Cunningham	Nissen	Twait	Carhart	Rathje	Hanson	Appleman
10/8	Bailey	T. Smith	J. James	Fountain	Graham	Malloy	Twait	Scott-Brown	Rathje	Hanson	Appleman
10/15	Bailey	T. Smith	J. James	Fountain	Cunningham	Nissen	Twait	Scott-Brown	Rathje	Hanson	Appleman
10/22	--	--	--	--	--	--	--	--	--	--	--
10/29	--	--	--	--	--	--	--	--	--	--	--
11/5	--	--	--	--	--	--	--	--	--	--	--
11/12	--	--	--	--	--	--	--	--	--	--	--
11/19	--	--	--	--	--	--	--	--	--	--	--

2016 DEFENSIVE STARTERS

	DE	DT	DT	DE	OLB	MLB	OLB	FS	SS	CB	CB
9/3	Schult	Woods	Douglas	Applegate	Dexter	Ferch	Farley	Campbell	Lyons	Whiting	Brown
9/10	Schult	Woods	Douglas	Applegate	Dexter	Neal	Farley	Campbell	Allen	Whiting	Brown
9/17	Schult	Woods	Douglas	Applegate	Dexter	Neal	Farley	Campbell	Allen	Whiting	Brown
10/1	Schult	Woods	Douglas	Applegate	Dexter	Ferch	Farley	Campbell	Allen	Washington	Brown
10/8	Schult	Woods	Douglas	Applegate	Dexter	Ferch	Farley	Campbell	Allen	Washington	Brown
10/15	Schult	Woods	Douglas	Applegate	Dexter	Ferch	Farley	Campbell	Allen	Washington	Whiting
10/22	--	--	--	--	--	--	--	--	--	--	--
10/29	--	--	--	--	--	--	--	--	--	--	--
11/5	--	--	--	--	--	--	--	--	--	--	--
11/12	--	--	--	--	--	--	--	--	--	--	--
11/19	--	--	--	--	--	--	--	--	--	--	--

OTHER PARTICIPATION at SOUTH DAKOTA (OCT. 15)

#3 Willie Beamon, #14 Charles Brown, #7 Rickey Neal, #8 Marcus Weymiller, #13 Emmett Lynch, #14 Eli Dunne, #18 D.J. Singleton, #20 Rashadeem Gray, #21 Christian Jegen, #22 Damon Hendrix, #24 Nikholi Jaghai, #25 Trevor Allen, #31 Michael Malloy, #33 Barkley Hill, #34 J'Veyon Browning, #41 Blake Thomas, #43 Christian Perez, #55 Colton Lueck, #57 Joe Friedrich, #58 Austin Errthum, #68 Chris Dobernecker, #78 Tyler Putney, #86 Briley Moore, #87 Jalen Rima, #92 Sam Kuhter

2016 OPPONENT QUICK HITS

Opponent	Overall Record	Last Week (Oct. 13-15)	This Week (Oct. 20-22)
Iowa State	1-6, 0-4 Big 12	L, 27-6 at Texas	BYE
Montana	5-1, 2-1 Big Sky	W, 68-7 vs. Sacramento State	at Northern Arizona
Eastern Washington	5-1, 3-0 Big Sky	BYE	at Montana State
Southern Illinois	2-4, 0-3 MVFC	L, 31-28 at Illinois State	Indiana State
South Dakota	3-3, 2-1 MVFC	W, 33-30 at Indiana State	Illinois State
Youngstown State	5-1, 3-0 MVFC	W, 14-10 vs. UNI	at South Dakota State
Missouri State	3-3, 1-2 MVFC	L, 38-35 vs. Western Illinois	at UNI
North Dakota State	5-1, 2-1 MVFC	L, 19-17 vs. South Dakota State	at Western Illinois
Indiana State	3-4, 1-3 MVFC	L, 33-30 vs. South Dakota	at Southern Illinois
Western Illinois	5-1, 2-1 MVFC	W, 38-35 at Missouri State	North Dakota State
South Dakota State	4-2, 3-0 MVFC	W, 19-17 at North Dakota State	Youngstown State





UNI FOOTBALL • SEASON STATISTICS

Team Statistics	UNI	OPP
SCORING	146	137
Points Per Game	24.3	22.8
Points Off Turnovers	40	13
FIRST DOWNS	115	96
Rushing	63	38
Passing	40	42
Penalty	12	16
RUSHING YARDAGE	1101	701
Yards gained rushing	1314	839
Yards lost rushing	213	138
Rushing Attempts	290	213
Average Per Rush	3.8	3.3
Average Per Game	183.5	116.8
TDs Rushing	10	4
PASSING YARDAGE	919	1231
Comp-Att-Int	73-143-1	104-174-10
Average Per Pass	6.4	7.1
Average Per Catch	12.6	11.8
Average Per Game	153.2	205.2
TDs Passing	6	13
TOTAL OFFENSE	2020	1932
Total Plays	433	387
Average Per Play	4.7	5.0
Average Per Game	336.7	322.0
KICK RETURNS: #-Yards	14-336	16-401
PUNT RETURNS: #-Yards	13-95	12-252
INT RETURNS: #-Yards	10-188	1-0
KICK RETURN AVERAGE	24.0	25.1
PUNT RETURN AVERAGE	7.3	21.0
INT RETURN AVERAGE	18.8	0.0
FUMBLES-LOST	9-5	7-4
PENALTIES-Yards	48-442	49-439
Average Per Game	73.7	73.2
PUNTS-Yards	41-1683	37-1459
Average Per Punt	41.0	39.4
Net punt average	33.4	36.3
KICKOFFS-Yards	29-1731	28-1754
Average Per Kick	59.7	62.6
Net kick average	35.5	39.9
TIME OF POSSESSION/Game	33:12	26:48
3RD-DOWN Conversions	29/96	33/90
3rd-Down Pct	30%	37%
4TH-DOWN Conversions	4/8	3/10
4th-Down Pct	50%	30%
SACKS BY-Yards	15-74	25-142
MISC YARDS	0	-20
TOUCHDOWNS SCORED	18	19
FIELD GOALS-ATTEMPTS	6-14	2-4
ON-SIDE KICKS	0-0	0-0
RED-ZONE SCORES	(19-27) 70%	(9-10) 90%
RED-ZONE TOUCHDOWNS	(14-27) 52%	(8-10) 80%
PAT-ATTEMPTS	(16-16) 100%	(17-18) 94%
ATTENDANCE	26056	93334
Games/Avg Per Game	2/13028	4/23334
Neutral Site Games		0/0

Score by Quarters	1st	2nd	3rd	4th	OT	Total
UNI	45	64	3	34	0	146
Opponents	31	44	28	34	0	137



UNI FOOTBALL • SEASON STATISTICS

Rushing	gp	att	gain	loss	net	avg	td	lg	avg/g
Smith, Tyvis	6	113	521	25	496	4.4	2	30	82.7
Bailey, Aaron	6	124	584	158	426	3.4	6	32	71.0
Malloy, Michael	6	27	124	8	116	4.3	1	30	19.3
Browning, J.	6	15	55	2	53	3.5	1	10	8.8
Graham, Aaron	3	3	28	10	18	6.0	0	28	6.0
Allen, Trevor	4	1	2	0	2	2.0	0	2	0.5
Twait, Cal	6	1	0	2	-2	-2.0	0	0	-0.3
TEAM	5	5	0	3	-3	-0.6	0	0	-0.6
Dunne, Eli	1	1	0	5	-5	-5.0	0	0	-5.0
Total	6	290	1314	213	1101	3.8	10	32	183.5
Opponents	6	213	839	138	701	3.3	4	69	116.8

Passing	gp	effic	comp-att-int	pct	yds	td	lg	avg/g
Bailey, Aaron	6	119.04	70-136-1	51.5	882	6	44	147.0
Dunne, Eli	1	101.80	3-6-0	50.0	37	0	31	37.0
TEAM	5	0.00	0-1-0	0.0	0	0	0	0.0
Total	6	117.48	73-143-1	51.0	919	6	44	153.2
Opponents	6	132.36	104-174-10	59.8	1231	13	75	205.2

Receiving	gp	no.	yds	avg	td	lg	avg/g
Fountain, D.	6	20	234	11.7	4	33	39.0
Malloy, Michael	6	11	80	7.3	1	21	13.3
James, Jaylin	6	10	168	16.8	0	44	28.0
Smith, Tyvis	6	9	73	8.1	1	12	12.2
Jegen, C.	6	5	106	21.2	0	41	17.7
Cunningham, L.	6	5	89	17.8	0	31	14.8
Allen, Trevor	4	4	60	15.0	0	31	15.0
Moore, Briley	6	3	56	18.7	0	19	9.3
Rima, Jalen	6	2	35	17.5	0	30	5.8
Graham, Aaron	3	2	17	8.5	0	16	5.7
Nissen, Elias	6	2	14	7.0	0	10	2.3
Browning, J.	6	0	-13	0.0	0	0	-2.2
Total	6	73	919	12.6	6	44	153.2
Opponents	6	104	1231	11.8	13	75	205.2

Punt Returns	no.	yds	avg	td	lg
Cunningham, L.	6	25	4.2	0	15
Weymiller, M	6	66	11.0	0	27
Fountain, D.	1	4	4.0	0	4
Total	13	95	7.3	0	27
Opponents	12	252	21.0	1	81

Interceptions	no.	yds	avg	td	lg
Washington, M.	3	45	15.0	1	43
Ferch, Duncan	2	34	17.0	1	34
Brown, Charles	2	51	25.5	0	26
Whiting, Jamison	1	35	35.0	0	35
Schult, Karter	1	20	20.0	0	20
Farley, Jared	1	3	3.0	0	3
Total	10	188	18.8	2	43
Opponents	1	0	0.0	0	0

Kick Returns	no.	yds	avg	td	lg
Malloy, Michael	9	228	25.3	0	32
Rima, Jalen	2	55	27.5	0	44
Fountain, D.	2	45	22.5	0	23
Allen, Trevor	1	8	8.0	0	8
Total	14	336	24.0	0	44
Opponents	16	401	25.1	1	93

Fumble Returns	no.	yds	avg	td	lg
Total	0	0	0.0	0	0
Opponents	0	0	0.0	0	0



UNI FOOTBALL • SEASON STATISTICS

Scoring	td	fg	PAT				dxp	saf	pts
			kick	rush	rcv	pass			
Bailey, Aaron	6	-	-	-	-	1-2	-	-	36
Fountain, D.	4	-	-	-	-	-	-	-	24
Easley, Matt	-	3-7	10-10	-	-	-	-	-	19
Smith, Tyvis	3	-	-	-	-	-	-	-	18
Errthum, Austin	-	3-7	6-6	-	-	-	-	-	15
Malloy, Michael	2	-	-	-	-	-	-	-	12
Browning, J.	1	-	-	-	-	-	-	-	6
Ferch, Duncan	1	-	-	-	-	-	-	-	6
Washington, M.	1	-	-	-	-	-	-	-	6
Allen, Trevor	-	-	-	-	1	-	-	-	2
Schult, Karter	-	-	-	-	-	-	-	1	2
Total	18	6-14	16-16	-	1	1-2	-	1	146
Opponents	19	2-4	17-18	-	-	0-1	-	-	137

Total Offense	g	plays	rush	pass	total	avg/g
Bailey, Aaron	6	260	426	882	1308	218.0
Smith, Tyvis	6	113	496	0	496	82.7
Malloy, Michael	6	27	116	0	116	19.3
Browning, J.	6	15	53	0	53	8.8
Dunne, Eli	1	7	-5	37	32	32.0
Graham, Aaron	3	3	18	0	18	6.0
Allen, Trevor	4	1	2	0	2	0.5
Twait, Cal	6	1	-2	0	-2	-0.3
TEAM	5	6	-3	0	-3	-0.6
Total	6	433	1101	919	2020	336.7
Opponents	6	387	701	1231	1932	322.0

Field Goals	fg	pct.	01-19	20-29	30-39	40-49	50-99	lg	blk
Errthum, Austin	3-7	42.9	0-0	3-3	0-3	0-1	0-0	29	0
Easley, Matt	3-7	42.9	0-0	0-1	2-3	1-3	0-0	49	1

Punting	no.	yds	avg	lg	tb	fc	i20	50+	blk
Kuhter, Sam	41	1683	41.0	58	3	13	12	11	0
Total	41	1683	41.0	58	3	13	12	11	0
Opponents	37	1459	39.4	56	1	17	9	3	0

FG Sequence	UNI	Opponents
Iowa State	36,(22),49	-
Montana	33	(47),(35)
Eastern Washington	30,(35),43,(36),(49)	-
Southern Illinois	22,46	48
South Dakota	(29),34	-
Youngstown State	(27)	44

Kickoffs	no.	yds	avg	tb	ob	retn	net	ydln
Easley, Matt	15	956	63.7	6	0			
Errthum, Austin	14	775	55.4	6	1			
Total	29	1731	59.7	12	1	25.1	35.5	29
Opponents	28	1754	62.6	12	2	24.0	39.9	25

Numbers in (parentheses) indicate field goal was made.

All Purpose	g	rush	rcv	pr	kr	ir	total	avg/g
Smith, Tyvis	6	496	73	0	0	0	569	94.8
Bailey, Aaron	6	426	0	0	0	0	426	71.0
Malloy, Michael	6	116	80	0	228	0	424	70.7
Fountain, D.	6	0	234	4	45	0	283	47.2
James, Jaylin	6	0	168	0	0	0	168	28.0
Cunningham, L.	6	0	89	25	0	0	114	19.0
Jegen, C.	6	0	106	0	0	0	106	17.7
Rima, Jalen	6	0	35	0	55	0	90	15.0
Allen, Trevor	4	2	60	0	8	0	70	17.5
Weymiller, M	4	0	0	66	0	0	66	16.5
Moore, Briley	6	0	56	0	0	0	56	9.3
Brown, Charles	6	0	0	0	0	51	51	8.5
Washington, M.	4	0	0	0	0	45	45	11.2
Browning, J.	6	53	-13	0	0	0	40	6.7
Graham, Aaron	3	18	17	0	0	0	35	11.7
Whiting, Jamison	6	0	0	0	0	35	35	5.8
Ferch, Duncan	6	0	0	0	0	34	34	5.7
Schult, Karter	6	0	0	0	0	20	20	3.3
Nissen, Elias	6	0	14	0	0	0	14	2.3
Farley, Jared	6	0	0	0	0	3	3	0.5
Twait, Cal	6	-2	0	0	0	0	-2	-0.3
TEAM	5	-3	0	0	0	0	-3	-0.6
Dunne, Eli	1	-5	0	0	0	0	-5	-5.0
Total	6	1101	919	95	336	188	2639	439.8
Opponents	6	701	1231	252	401	0	2585	430.8

UNI FOOTBALL • SEASON STATISTICS

#	Defensive Leaders	gp	Tackles				Sacks no-yds	Pass defense			Fumbles		blkd	
			ua	a	tot	tfl/yds		int-yds	brup	qbh	rcv-yds	ff	kick	saf
46	Farley, Jared	6	26	19	45	2.0-2	.	1-3	1	.	1-0	.	.	.
93	Schult, Karter	6	31	10	41	14.0-58	8.5-43	1-20	.	2	.	1	.	1
23	Allen, A.J.	6	24	14	38	.	.	.	2	.	1-0	.	.	.
30	Dexter, D'Shawn	6	23	12	35	5.0-17	1.0-2	.	1	1	1-0	1	.	.
39	Ferch, Duncan	6	20	14	34	.	.	2-34	2	.	.	1	.	.
19	Campbell, E.	6	21	5	26	1.0-3	.	.	2	.	1-0	.	.	.
64	Applegate, H.	6	14	10	24	6.0-15	3.0-6
29	Whiting, Jamison	6	14	6	20	0.5-1	.	1-35	6
61	Woods, Preston	6	10	7	17	1.0-1	.	.	.	1	.	1	.	.
98	Douglas, Bryce	6	10	6	16	3.0-4
7	Neal, Rickey	4	8	5	13	3.0-8	1	.	.
4	Brown, Charles	6	7	5	12	1.0-3	.	2-51	3
2	Washington, M.	4	10	1	11	2.0-3	.	3-45	2
20	Gray, Rashadeem	6	4	1	5
24	Jaghai, Nikholi	6	3	1	4
41	Thomas, Blake	5	3	1	4	1.0-7	1.0-7
95	Thomas, Seth	4	3	1	4	1.5-16	1.5-16
13	Lynch, Emmett	5	1	2	3
6	Buchanan, Ray	3	.	3	3	.	.	.	1
34	Browning, J.	6	1	1	2
51	Cardenas, Jesse	1	1	.	1
3	Beamon, Willie	4	.	1	1
38	Montgomery, M.	1	1	.	1
8	Weymiller, M	4	.	1	1
92	Kuhter, Sam	6	1	.	1
16	Cunningham, L.	6	1	.	1
18	Singleton, DJ	2	1	.	1
78	Putney, Tyler	6	1	.	1
Total		6	239	126	365	41-138	15-74	10-188	20	4	4-0	5	.	1
Opponents		6	284	146	430	55-206	25-142	1-0	23	14	5-0	6	1	.



UNI FOOTBALL • SEASON STATISTICS

TEAM STATISTICS

		Rushing				Receiving				Passing				Kick Returns				Punt Returns				tot		
Date	Opponent	no.	yds	td	lg	no.	yds	td	lg	cmp	att	int	yds	td	lg	no.	yds	td	lg	no.	yds	td	lg	off
Sep 03	at Iowa State	58	232	2	22	15	135	1	19	15	27	0	135	1	19	2	57	0	29	0	0	0	0	367
Sep 10	MONTANA	44	157	1	30	16	194	1	28	16	38	0	194	1	28	4	90	0	25	4	25	0	10	351
Sep 17	at Eastern Washington	47	179	3	30	13	174	0	44	13	23	0	174	0	44	2	31	0	23	3	45	0	27	353
Oct 01	SOUTHERN ILLINOIS	53	212	2	32	11	186	3	37	11	18	0	186	3	37	3	79	0	32	2	8	0	6	398
Oct 08	at South Dakota	57	229	2	32	12	149	1	40	12	21	1	149	1	40	3	79	0	44	2	21	0	15	378
Oct 15	at Youngstown State	31	92	0	18	6	81	0	31	6	16	0	81	0	31	0	0	0	0	2	-4	0	0	173
UNI		290	1101	10	32	73	919	6	44	73	143	1	919	6	44	14	336	0	44	13	95	0	27	2020
		213	701	4	69	104	1231	13	75	104	174	10	1231	13	75	16	401	1	93	12	252	1	81	1932

Games: 6 • Avg/rush: 3.8 • Avg/catch: 12.6 • Pass effic: 117.48 • KR avg: 24.0 • PR avg: 7.3 • All purpose avg/game: 439.8 • Total offense avg/gm: 336.7

Date	Opponent	Tackles				Sacks		Fumble		Pass Defense			blkd	PAT Attempts			off	
		ua	a	total	tfl-yds	no-yds	ff	fr-yds	int-yds	qbh	brup	kick	kick	rush	rcv	saf	t/o	pts
Sep 03	at Iowa State	34	20	54	7.0-28	3.0-19	1	2-0	2-29	0	2	0	2-2	0	0	1	13	25
Sep 10	MONTANA	45	10	55	9.0-23	2.0-8	2	0-0	0-0	1	5	0	2-2	0	0	0	0	14
Sep 17	at Eastern Washington	33	50	83	7.0-37	4.0-25	0	0-0	2-45	0	7	0	3-3	0	0	0	3	30
Oct 01	SOUTHERN ILLINOIS	46	6	52	8.0-19	4.0-15	1	1-0	2-43	2	2	0	6-6	0	0	0	14	42
Oct 08	at South Dakota	29	22	51	3.0-5	0.0-0	0	0-0	1-0	0	1	0	2-2	0	1	0	0	25
Oct 15	at Youngstown State	52	18	70	7.0-26	2.0-7	1	1-0	3-71	1	3	0	1-1	0	0	0	10	10
UNI		239	126	365	41.0-138	15.0-74	5	4-0	10-188	4	20	0	16-16	0	1	1	40	146
		284	146	430	55.0-206	25.0-142	6	5-0	1-0	14	23	1	17-18	0	0	0	13	137

		Punting									Field Goals			Kickoffs				
Date	Opponent	no.	yds	avg	long	blkd	tb	fc	50+	i20	md-att	long	blkd	no.	yds	avg	tb	ob
Sep 03	at Iowa State	8	352	44.0	58	0	1	2	4	3	1-3	22	0	4	254	63.5	1	1
Sep 10	MONTANA	9	381	42.3	54	0	1	2	1	3	0-1	0	0	3	180	60.0	1	0
Sep 17	at Eastern Washington	6	230	38.3	58	0	1	3	2	0	3-5	49	0	7	439	62.7	4	0
Oct 01	SOUTHERN ILLINOIS	6	217	36.2	50	0	0	3	1	3	0-2	0	1	7	452	64.6	2	0
Oct 08	at South Dakota	4	154	38.5	50	0	0	1	1	1	1-2	29	0	5	211	42.2	1	0
Oct 15	at Youngstown State	8	349	43.6	55	0	0	2	2	2	1-1	27	0	3	195	65.0	3	0
UNI		41	1683	41.0	58	0	3	13	11	12	6-14	49	1	29	1731	59.7	12	1
		37	1459	39.4	56	0	1	17	3	9	2-4	47	0	28	1754	62.6	12	2

UNI FOOTBALL • SEASON STATISTICS

OPPONENT STATISTICS

		Rushing				Receiving				Passing				Kick Returns				Punt Returns				tot		
Date	Opponent	no.	yds	td	lg	no.	yds	td	lg	cmp	att	int	yds	td	lg	no.	yds	td	lg	no.	yds	td	lg	off
Sep 03	at Iowa State	25	51	0	12	18	256	3	42	18	28	2	256	3	42	2	53	0	30	4	44	0	26	307
Sep 10	MONTANA	35	88	0	24	14	118	1	34	14	30	0	118	1	34	2	20	0	17	3	118	1	81	206
Sep 17	at Eastern Washington	31	63	0	30	34	340	4	37	34	54	2	340	4	37	3	138	1	93	1	4	0	4	403
Oct 01	SOUTHERN ILLINOIS	24	70	0	24	25	307	3	50	25	36	2	307	3	50	5	108	0	26	1	-3	0	0	377
Oct 08	at South Dakota	37	203	2	69	8	182	2	75	8	12	1	182	2	75	4	82	0	25	0	0	0	0	385
Oct 15	at Youngstown State	61	226	2	28	5	28	0	11	5	14	3	28	0	11	0	0	0	0	3	89	0	45	254
Opponents		213	701	4	69	104	1231	13	75	104	174	10	1231	13	75	16	401	1	93	12	252	1	81	1932
		290	1101	10	32	73	919	6	44	73	143	1	919	6	44	14	336	0	44	13	95	0	27	2020

Games: 6 • Avg/rush: 3.3 • Avg/catch: 11.8 • Pass effci: 132.36 • KR avg: 25.1 • PR avg: 21.0 • All purpose avg/game: 430.8 • Total offense avg/gm: 322.0

		Tackles				Sacks	Fumble		Pass Defense			blkd	PAT Attempts			off		
Date	Opponent	ua	a	total	tfl-yds	no-yds	ff	fr-yds	int-yds	qbh	brup	kick	kick	rush	rcv	saf	t/o	pts
Sep 03	at Iowa State	56	32	88	11.0-24	3.0-10	2	1-0	0-0	1	5	0	2-3	0	0	0	6	20
Sep 10	MONTANA	56	12	68	9.0-43	5.0-36	1	2-0	0-0	3	6	0	2-2	0	0	0	0	20
Sep 17	at Eastern Washington	34	48	82	10.0-39	4.0-25	1	1-0	0-0	4	3	0	4-4	0	0	0	0	34
Oct 01	SOUTHERN ILLINOIS	55	6	61	9.0-24	3.0-8	1	0-0	0-0	1	3	1	3-3	0	0	0	0	21
Oct 08	at South Dakota	49	38	87	9.0-35	5.0-24	0	0-0	1-0	3	3	0	4-4	0	0	0	7	28
Oct 15	at Youngstown State	34	10	44	7.0-41	5.0-39	1	1-0	0-0	2	3	0	2-2	0	0	0	0	14
Opponents		284	146	430	55.0-206	25.0-142	6	5-0	1-0	14	23	1	17-18	0	0	0	13	137
		239	126	365	41.0-138	15.0-74	5	4-0	10-188	4	20	0	16-16	0	1	1	40	146

		Punting									Field Goals			Kickoffs				
Date	Opponent	no.	yds	avg	long	blkd	tb	fc	50+	i20	md-att	long	blkd	no.	yds	avg	tb	ob
Sep 03	at Iowa State	7	274	39.1	51	0	1	4	1	4	0-0	0	0	5	327	65.4	2	1
Sep 10	MONTANA	10	389	38.9	48	0	0	5	0	0	2-2	47	0	5	314	62.8	1	0
Sep 17	at Eastern Washington	5	184	36.8	56	0	0	1	1	1	0-0	0	0	6	356	59.3	3	1
Oct 01	SOUTHERN ILLINOIS	7	243	34.7	44	0	0	4	0	3	0-1	0	0	4	260	65.0	1	0
Oct 08	at South Dakota	4	183	45.8	55	0	0	1	1	0	0-0	0	0	5	317	63.4	2	0
Oct 15	at Youngstown State	4	186	46.5	49	0	0	2	0	1	0-1	0	0	3	180	60.0	3	0
Opponents		37	1459	39.4	56	0	1	17	3	9	2-4	47	0	28	1754	62.6	12	2
		41	1683	41.0	58	0	3	13	11	12	6-14	49	1	29	1731	59.7	12	1



UNI FOOTBALL • SEASON STATISTICS

INDIVIDUAL GAME HIGHS

Rushes	30	Bailey, Aaron at South Dakota (Oct 08, 2016)
Yards Rushing	130	Smith, Tyvis vs Montana (Sep 10, 2016)
TD Rushes	2	Bailey, Aaron at Eastern Washington (Sep 17, 2016)
	2	Bailey, Aaron at South Dakota (Oct 08, 2016)
Long Rush	32	Bailey, Aaron vs Southern Illinois (Oct 01, 2016)
	32	Bailey, Aaron at South Dakota (Oct 08, 2016)
Pass attempts	37	Bailey, Aaron vs Montana (Sep 10, 2016)
Pass completions	16	Bailey, Aaron vs Montana (Sep 10, 2016)
Yards Passing	194	Bailey, Aaron vs Montana (Sep 10, 2016)
TD Passes	3	Bailey, Aaron vs Southern Illinois (Oct 01, 2016)
Long Pass	44	Bailey, Aaron at Eastern Washington (Sep 17, 2016)
Receptions	7	Fountain, D. vs Montana (Sep 10, 2016)
Yards Receiving	97	Fountain, D. vs Montana (Sep 10, 2016)
TD Receptions	3	Fountain, D. vs Southern Illinois (Oct 01, 2016)
Long Reception	44	James, Jaylin at Eastern Washington (Sep 17, 2016)
Field Goals	3	Easley, Matt at Eastern Washington (Sep 17, 2016)
Long Field Goal	49	Easley, Matt at Eastern Washington (Sep 17, 2016)
Punts	9	Kuhter, Sam vs Montana (Sep 10, 2016)
Punting Avg	44.0	Kuhter, Sam at Iowa State (Sep 03, 2016)
Long Punt	58	Kuhter, Sam at Iowa State (Sep 03, 2016)
	58	Kuhter, Sam at Eastern Washington (Sep 17, 2016)
Punts inside 20	3	Kuhter, Sam at Iowa State (Sep 03, 2016)
	3	Kuhter, Sam vs Montana (Sep 10, 2016)
	3	Kuhter, Sam vs Southern Illinois (Oct 01, 2016)
Long Punt Return	27	Weymiller, M at Eastern Washington (Sep 17, 2016)
Long Kickoff Return	44	Rima, Jalen at South Dakota (Oct 08, 2016)
Tackles	12	Allen, A.J. at Eastern Washington (Sep 17, 2016)
Sacks	2.5	Schult, Karter at Eastern Washington (Sep 17, 2016)
Tackles For Loss	5.5	Schult, Karter vs Montana (Sep 10, 2016)
Interceptions	1	Brown, Charles at Iowa State (Sep 03, 2016)
	1	Farley, Jared at Iowa State (Sep 03, 2016)
	1	Brown, Charles at Eastern Washington (Sep 17, 2016)
	1	Schult, Karter at Eastern Washington (Sep 17, 2016)
	1	Washington, M. vs Southern Illinois (Oct 01, 2016)
	1	Ferch, Duncan vs Southern Illinois (Oct 01, 2016)
	1	Washington, M. at South Dakota (Oct 08, 2016)
	1	Washington, M. at Youngstown State (Oct 15, 2016)
	1	Whiting, Jamison at Youngstown State (Oct 15, 2016)
	1	Ferch, Duncan at Youngstown State (Oct 15, 2016)



UNI FOOTBALL • SEASON STATISTICS

TEAM GAME HIGHS

Rushes	58	at Iowa State (Sep 03, 2016)
Yards Rushing	232	at Iowa State (Sep 03, 2016)
Yards Per Rush	4.0	at South Dakota (Oct 08, 2016)
TD Rushes	3	at Eastern Washington (Sep 17, 2016)
Pass attempts	38	vs Montana (Sep 10, 2016)
Pass completions	16	vs Montana (Sep 10, 2016)
Yards Passing	194	vs Montana (Sep 10, 2016)
Yards Per Pass	10.3	vs Southern Illinois (Oct 01, 2016)
TD Passes	3	vs Southern Illinois (Oct 01, 2016)
Total Plays	85	at Iowa State (Sep 03, 2016)
Total Offense	398	vs Southern Illinois (Oct 01, 2016)
Yards Per Play	5.6	vs Southern Illinois (Oct 01, 2016)
Points	42	vs Southern Illinois (Oct 01, 2016)
Sacks By	4	at Eastern Washington (Sep 17, 2016)
	4	vs Southern Illinois (Oct 01, 2016)
First Downs	24	at South Dakota (Oct 08, 2016)
Penalties	10	at Eastern Washington (Sep 17, 2016)
Penalty Yards	86	at Eastern Washington (Sep 17, 2016)
Turnovers	2	vs Montana (Sep 10, 2016)
Interceptions By	3	at Youngstown State (Oct 15, 2016)
Punts	9	vs Montana (Sep 10, 2016)
Punting Avg	44.0	at Iowa State (Sep 03, 2016)
Long Punt	58	at Iowa State (Sep 03, 2016)
	58	at Eastern Washington (Sep 17, 2016)
Punts inside 20	3	at Iowa State (Sep 03, 2016)
	3	vs Montana (Sep 10, 2016)
	3	vs Southern Illinois (Oct 01, 2016)
Long Punt Return	27	at Eastern Washington (Sep 17, 2016)



UNI FOOTBALL • SEASON STATISTICS

OPPONENT INDIVIDUAL GAME HIGHS

Rushes	24	John Nguyen, vs Montana (Sep 10, 2016)
Yards Rushing	128	Streveler,Chris, at South Dakota (Oct 08, 2016)
TD Rushes	1	Streveler,Chris, at South Dakota (Oct 08, 2016)
	1	Bouma,Trevor, at South Dakota (Oct 08, 2016)
	1	Ruiz, Martin, at Youngstown State (Oct 15, 2016)
	1	McCaster, Tevin, at Youngstown State (Oct 15, 2016)
Long Rush	69	Streveler,Chris, at South Dakota (Oct 08, 2016)
Pass attempts	35	Straughan, Josh, vs Southern Illinois (Oct 01, 2016)
Pass completions	25	Straughan, Josh, vs Southern Illinois (Oct 01, 2016)
Yards Passing	307	Straughan, Josh, vs Southern Illinois (Oct 01, 2016)
TD Passes	3	Lanning, Joel, at Iowa State (Sep 03, 2016)
	3	R. Hennessey, at Eastern Washington (Sep 17, 2016)
	3	Straughan, Josh, vs Southern Illinois (Oct 01, 2016)
Long Pass	75	Streveler,Chris, at South Dakota (Oct 08, 2016)
Receptions	10	Kendrick Bourne, at Eastern Washington (Sep 17, 2016)
	10	Isom, Daquan, vs Southern Illinois (Oct 01, 2016)
Yards Receiving	152	Kendrick Bourne, at Eastern Washington (Sep 17, 2016)
TD Receptions	2	Carpenter,T., at South Dakota (Oct 08, 2016)
Long Reception	75	Carpenter,T., at South Dakota (Oct 08, 2016)
Field Goals	2	Tim Semenza, vs Montana (Sep 10, 2016)
Long Field Goal	47	Tim Semenza, vs Montana (Sep 10, 2016)
Punts	10	Eric Williams, vs Montana (Sep 10, 2016)
Punting Avg	46.5	Schuler, Mark, at Youngstown State (Oct 15, 2016)
Long Punt	56	Jordan Dascalo, at Eastern Washington (Sep 17, 2016)
Punts inside 20	4	Downing, Colin, at Iowa State (Sep 03, 2016)
Long Punt Return	81	Jerry Louie-McG, vs Montana (Sep 10, 2016)
Long Kickoff Return	93	Antoine Custer, at Eastern Washington (Sep 17, 2016)
Tackles	14	Miquiyah Zamora, at Eastern Washington (Sep 17, 2016)
Sacks	2.0	Graham,Tyson, at South Dakota (Oct 08, 2016)
	2.0	Mertlik,Colin, at South Dakota (Oct 08, 2016)
	2.0	Smith, Savon, at Youngstown State (Oct 15, 2016)
Tackles For Loss	2.0	Northrup, R., at Iowa State (Sep 03, 2016)
	2.0	Seeley, Kane, at Iowa State (Sep 03, 2016)
	2.0	Caleb Kidder, vs Montana (Sep 10, 2016)
	2.0	Miquiyah Zamora, at Eastern Washington (Sep 17, 2016)
	2.0	Jim Townsend, at Eastern Washington (Sep 17, 2016)
	2.0	Graham,Tyson, at South Dakota (Oct 08, 2016)
	2.0	Mertlik,Colin, at South Dakota (Oct 08, 2016)
	2.0	Lambert,Taylor, at South Dakota (Oct 08, 2016)
	2.0	Smith, Savon, at Youngstown State (Oct 15, 2016)
Interceptions	1	Gray,Andrew, at South Dakota (Oct 08, 2016)



UNI FOOTBALL • SEASON STATISTICS

OPPONENT TEAM GAME HIGHS

Rushes	61	at Youngstown State (Oct 15, 2016)
Yards Rushing	226	at Youngstown State (Oct 15, 2016)
Yards Per Rush	5.5	at South Dakota (Oct 08, 2016)
TD Rushes	2	at South Dakota (Oct 08, 2016)
	2	at Youngstown State (Oct 15, 2016)
Pass attempts	54	at Eastern Washington (Sep 17, 2016)
Pass completions	34	at Eastern Washington (Sep 17, 2016)
Yards Passing	340	at Eastern Washington (Sep 17, 2016)
Yards Per Pass	15.2	at South Dakota (Oct 08, 2016)
TD Passes	4	at Eastern Washington (Sep 17, 2016)
Total Plays	85	at Eastern Washington (Sep 17, 2016)
Total Offense	403	at Eastern Washington (Sep 17, 2016)
Yards Per Play	7.9	at South Dakota (Oct 08, 2016)
Points	34	at Eastern Washington (Sep 17, 2016)
Sacks By	5	vs Montana (Sep 10, 2016)
	5	at South Dakota (Oct 08, 2016)
	5	at Youngstown State (Oct 15, 2016)
First Downs	22	at Eastern Washington (Sep 17, 2016)
Penalties	17	vs Southern Illinois (Oct 01, 2016)
Penalty Yards	150	vs Southern Illinois (Oct 01, 2016)
Turnovers	4	at Iowa State (Sep 03, 2016)
	4	at Youngstown State (Oct 15, 2016)
Interceptions By	1	at South Dakota (Oct 08, 2016)
Punts	10	vs Montana (Sep 10, 2016)
Punting Avg	46.5	at Youngstown State (Oct 15, 2016)
Long Punt	56	at Eastern Washington (Sep 17, 2016)
Punts inside 20	4	at Iowa State (Sep 03, 2016)
Long Punt Return	81	vs Montana (Sep 10, 2016)



UNI FOOTBALL • SEASON STATISTICS

23 A.J. ALLEN

Defensive Back | 6-0 | 212 | Sophomore
Waukee, Iowa/Waukee

Career Highs

Total Tackles	12 at Eastern Wash. (2016)
Solo	6, last at Eastern Wash. (2016)
Assisted	6 at Eastern Wash. (2016)
Interceptions	--
Passes Defended	1 at Eastern Wash. (2016)

Season Highs (2016)

Total Tackles	12 at Eastern Wash. (9/17)
Solo	6, last at Eastern Wash. (9/17)
Assisted	6 at Eastern Wash. (9/17)
Interceptions	--
Passes Defended	1 at Eastern Wash. (9/17)

Allen's Game-By-Game Tackles

Opponent	Total	UA	A	Int.	PD
Iowa State	5	3	2	0	0
Montana	7	6	1	0	0
Eastern Wash.	12	6	6	0	1
SIU	5	4	1	0	1
South Dakota	0	0	0	0	0
YSU	9	5	4	0	0
Missouri St.	--	--	--	--	--
NDSU	--	--	--	--	--
Indiana St.	--	--	--	--	--
Western Ill.	--	--	--	--	--
SDSU	--	--	--	--	--

64 HEZEKIAH APPLIGATE

Defensive Line | 6-2 | 285 | Redshirt Freshman
Johnston, Iowa/Johnston

Career Highs

Total Tackles	7, last vs. Montana (2016)
Solo	4 at Iowa State (2016)
Assisted	4 vs. Montana (2016)
TFL	2.5 at Iowa State (2016)
Sacks	1.5 vs. Montana (2016)
QBH	--

Season Highs (2016)

Total Tackles	7, last vs. Montana (9/10)
Solo	4 at Iowa State (9/3)
Assisted	4 vs. Montana (9/10)
TFL	2.5 at Iowa State (9/3)
Sacks	1.5 vs. Montana (9/10)
QBH	--

Applegate's Game-By-Game Tackles

Opponent	Total	UA	A	TFL	Sacks
Iowa State	7	4	3	2.5	1.0
Montana	7	3	4	0	1.5
Eastern Wash.	4	1	3	0	0
SIU	2	2	0	1.0	1.0
South Dakota	2	2	0	0	0
YSU	3	3	0	1.0	1.0
Missouri St.	--	--	--	--	--
NDSU	--	--	--	--	--

Indiana St.	--	--	--	--	--
Western Ill.	--	--	--	--	--
SDSU	--	--	--	--	--

4 CHARLES BROWN

Defensive Back | 5-9 | 160 | Senior
Fort Meyers, Fla./Fort Meyers

Career Highs

Total Tackles	8 vs. Southern Illinois (2013)
Solo	8 vs. Southern Illinois (2013)
Assisted	2 at Iowa State (2016)
Interceptions	1, last at Eastern Wash. (2016)
Passes Defended	2 at Iowa State (2016)

Season Highs (2016)

Total Tackles	3, last vs. Southern Illinois (10/1)
Solo	3 vs. Southern Illinois (10/1)
Assisted	2 at Iowa State (9/3)
Interceptions	1, last at Eastern Wash. (9/17)
Passes Defended	2 at Iowa State (9/3)

Brown's Game-By-Game Tackles

Opponent	Total	UA	A	Int.	PD
Iowa State	3	1	2	1	2
Montana	1	1	0	0	1
Eastern Wash.	2	1	1	1	1
SIU	3	3	0	0	0
South Dakota	2	1	1	0	0
YSU	0	0	0	0	0
Missouri St.	--	--	--	--	--
NDSU	--	--	--	--	--
Indiana St.	--	--	--	--	--
Western Ill.	--	--	--	--	--
SDSU	--	--	--	--	--

34 J'VEYON BROWNING

Running Back | 5-6 | 206 | Junior
Kansas City, Kan./F.L. Schlagle

Career Highs

Rushes	11 at Iowa State (2016)
Rushing Yards	43 at Iowa State (2016)
Rushing TDs	1 at Iowa State (2016)
Long Rush	19 vs. Eastern Illinois (2015)

Season Highs (2016)

Rushes	11 at Iowa State (9/3)
Rushing Yards	43 at Iowa State (9/3)
Rushing TDs	1 at Iowa State (9/3)
Long Rush	10 at Iowa State (9/3)

Browning's Game-By-Game Rushing

Opponent	No.	Yds.	TD	Long	Avg.
Iowa State	11	43	1	10	3.9
Montana	0	0	0	0	0
Eastern Wash.	0	0	0	0	0
SIU	4	10	0	5	2.5
South Dakota	0	0	0	0	0
YSU	--	--	--	--	--
Missouri St.	--	--	--	--	--

NDSU	--	--	--	--	--
Indiana St.	--	--	--	--	--
Western Ill.	--	--	--	--	--
SDSU	--	--	--	--	--

15 AARON BAILEY

Quarterback | 6-2 | 222 | Senior
Bolingbrook, Ill./Univ. of Illinois

Career Highs

Rushes	30 at South Dakota (2016)
Rushing Yards	200 at Portland St. (2015)
Rushing TDs	4, last at Missouri St. (2015)
Long Rush	83 at NDSU (2015)
Completions	16, last vs. Montana (2016)
Attempts	37 vs. Montana (2016)
Passing Yards	231 vs. South Dakota (2015)
Passing TDs	3, last vs. Southern Illinois (2016)
Long Pass	52 vs. Eastern Ill. (2015)

Season Highs (2016)

Rushes	30 at South Dakota (10/8)
Rushing Yards	114 at Iowa State (9/3)
Rushing TDs	2, last at South Dakota (10/8)
Long Rush	32, last at South Dakota (10/8)
Completions	16 vs. Montana (9/10)
Attempts	37 vs. Montana (9/10)
Passing Yards	194 vs. Montana (9/10)
Passing TDs	3 vs. Southern Illinois (10/1)
Long Pass	44 at Eastern Wash. (9/17)

Bailey's Game-By-Game Rushing

Opponent	No.	Yds.	TD	Long	Avg.
Iowa State	25	114	1	22	4.6
Montana	20	8	0	22	0.4
Eastern Wash.	17	101	2	30	5.9
SIU	20	98	1	32	4.9
South Dakota	30	95	2	32	3.2
YSU	--	--	--	--	--
Missouri St.	--	--	--	--	--
NDSU	--	--	--	--	--
Indiana St.	--	--	--	--	--
Western Ill.	--	--	--	--	--
SDSU	--	--	--	--	--

Bailey's Game-By-Game Passing

Opponent	Comp-Att-Int	Yds	TD	Long
Iowa State	15-27-0	135	1	19
Montana	16-37-0	194	1	28
Eastern Wash.	13-23-0	174	0	44
SIU	11-18-0	186	3	33
South Dakota	12-21-1	149	1	40
YSU	--	--	--	--
Missouri St.	--	--	--	--
NDSU	--	--	--	--
Indiana St.	--	--	--	--
Western Ill.	--	--	--	--
SDSU	--	--	--	--



UNI FOOTBALL • SEASON STATISTICS

19 ELIJAH CAMPBELL

Defensive Back | 6-0 | 195 | Sophomore
St. Paul, Minn./Northern Illinois

Career Highs (at UNI)

Total Tackles	9 at Youngstown State (2016)
Solo	7 at Youngstown State (2016)
Assisted	2 at Youngstown State (2016)
Interceptions	--
Passes Defended	2 vs. Montana (2016)

Season Highs (2016)

Total Tackles	9 at Youngstown State (10/14)
Solo	7 at Youngstown State (10/14)
Assisted	2 at Youngstown State (10/14)
Interceptions	--
Passes Defended	2 vs. Montana (9/10)

Campbell's Game-By-Game Tackles

Opponent	Total	UA	A	Int.	PD
Iowa State	4	3	1	0	0
Montana	5	5	0	0	2
Eastern Wash.	2	2	0	0	0
SIU	2	2	0	0	0
South Dakota	3	2	1	0	0
YSU	9	7	2	0	0
Missouri St.	--	--	--	--	--
NDSU	--	--	--	--	--
Indiana St.	--	--	--	--	--
Western Ill.	--	--	--	--	--
SDSU	--	--	--	--	--

30 D'SHAWN DEXTER

Linebacker | 5-9 | 205 | Senior
Orland, Fla./Iowa Central

Career Highs

Total Tackles	12 at Cal Poly (2015)
Solo	9 at Cal Poly (2015)
Assisted	6 at Eastern Wash. (2016)
TFL	3.0 at Cal Poly (2015)
Sacks	1, last vs. Southern Illinois (2016)

Season Highs (2016)

Total Tackles	8 at Eastern Wash. (9/17)
Solo	6, last at South Dakota (10/8)
Assisted	6 at Eastern Wash. (9/17)
TFL	2.0 vs. Southern Illinois (10/1)
Sacks	1.0 vs. Southern Illinois (10/1)

Dexter's Game-By-Game Tackles

Opponent	Total	UA	A	FF	FR
Iowa State	2	2	0	1	1
Montana	4	4	0	0	0
Eastern Wash.	8	2	6	0	0
SIU	6	6	0	0	0
South Dakota	7	6	1	0	0
YSU	7	5	2	0	0
Missouri St.	--	--	--	--	--
NDSU	--	--	--	--	--
Indiana St.	--	--	--	--	--
Western Ill.	--	--	--	--	--
SDSU	--	--	--	--	--

46 JARED FARLEY

Linebacker | 5-11 | 221 | Junior
Cedar Falls, Iowa/Cedar Falls

Career Highs

Total Tackles	13 at Cal Poly (2015)
Solo	11 at Cal Poly (2015)
Assisted	8 at Eastern Wash. (2016)
TFL	3.0 vs. Eastern Wash. (2015)
Sacks	2.0 at NDSU (2015)

Season Highs (2016)

Total Tackles	10 at Eastern Wash. (9/17)
Solo	8 vs. Southern Illinois (10/1)
Assisted	8 at Eastern Wash. (9/17)
TFL	1.0, last vs. Southern Illinois (10/1)
Sacks	--

Farley's Game-By-Game Tackles

Opponent	Total	UA	A	TFL	QBH
Iowa State	8	4	4	0	0
Montana	4	4	0	1.0	0
Eastern Wash.	8	2	6	0	0
SIU	9	8	1	1.0	0
South Dakota	4	2	2	0	0
YSU	7	5	2	0	0
Missouri St.	--	--	--	--	--
NDSU	--	--	--	--	--
Indiana St.	--	--	--	--	--
Western Ill.	--	--	--	--	--
SDSU	--	--	--	--	--

39 DUNCAN FERCH

Linebacker | 6-0 | 232 | Sophomore
State Center, Iowa/West Marshall

Career Highs

Total Tackles	9 at Eastern Wash. (2016)
Solo	5 at Eastern Wash. (2016)
Assisted	4 at Eastern Wash. (2016)
TFL	--
Sacks	--

Season Highs (2016)

Total Tackles	9 at Eastern Wash. (9/17)
Solo	5 at Eastern Wash. (9/17)
Assisted	4 at Eastern Wash. (9/17)
TFL	--
Sacks	--

Ferch's Game-By-Game Tackles

Opponent	Total	UA	A	TFL	QBH
Iowa State	4	3	1	0	0
Montana	1	1	0	0	0
Eastern Wash.	9	5	4	0	0
SIU	4	3	1	0	0
South Dakota	7	4	3	0	0
YSU	7	4	3	0	0
Missouri St.	--	--	--	--	--
NDSU	--	--	--	--	--
Indiana St.	--	--	--	--	--
Western Ill.	--	--	--	--	--
SDSU	--	--	--	--	--

10 DAURICE FOUNTAIN

Wide Receiver | 6-2 | 208 | Junior
Madison, Wis./James Madison Memorial

Career Highs

Receptions	8 at Cal Poly (2015)
Receiving Yards	123 at Cal Poly (2015)
Receiving TDs	3 vs. Southern Illinois (2016)
Long	67 at NDSU (2015)

Season Highs (2016)

Receptions	7 vs. Montana (9/10)
Receiving Yards	97 vs. Montana (9/10)
Receiving TDs	3 vs. Southern Illinois (10/1)
Long	33 vs. Southern Illinois (10/1)

Fountain's Game-By-Game Receiving

Opponent	No.	Yds.	TD	Long	Avg.
Iowa State	2	17	0	9	8.5
Montana	7	97	1	28	13.8
Eastern Wash.	2	5	0	4	2.5
SIU	5	89	3	33	17.5
South Dakota	2	12	0	8	6.0
YSU	--	--	--	--	--
Missouri St.	--	--	--	--	--
NDSU	--	--	--	--	--
Indiana St.	--	--	--	--	--
Western Ill.	--	--	--	--	--
SDSU	--	--	--	--	--

83 JAYLIN JAMES

Wide Receiver | 6-3 | 196 | Redshirt Freshman
Des Moines, Iowa/East

Career Highs

Receptions	4 vs. Montana (2016)
Receiving Yards	56 at Eastern Wash. (2016)
Receiving TDs	--
Long	44 at Eastern Wash. (2016)

Season Highs (2016)

Receptions	4 vs. Montana (9/10)
Receiving Yards	56 at Eastern Wash. (9/17)
Receiving TDs	--
Long	44 at Eastern Wash. (9/17)

James's Game-By-Game Receiving

Opponent	No.	Yds.	TD	Long	Avg.
Iowa State	3	29	0	12	9.7
Montana	4	46	0	15	11.5
Eastern Wash.	2	56	0	44	28.0
SIU	1	37	0	37	37.0
South Dakota	0	0	0	0	0
YSU	--	--	--	--	--
Missouri St.	--	--	--	--	--
NDSU	--	--	--	--	--
Indiana St.	--	--	--	--	--
Western Ill.	--	--	--	--	--
SDSU	--	--	--	--	--





UNI FOOTBALL • SEASON STATISTICS

92 SAM KUHTER

Punter | 6-0 | 208 | Junior
Toledo, Iowa/South Tama

Career Highs

Punts	9 vs. Montana (2016)
Yards	381 vs. Montana (2016)
Average	52.4 vs. South Dakota (2015)
Long	68 vs. South Dakota (2015)

Season Highs (2016)

Punts	9 vs. Montana (9/10)
Yards	381 vs. Montana (9/10)
Average	44.0 at Iowa State (9/3)
Long	58, last at Eastern Wash. (9/17)

Kuhter's Game-By-Game Punting

Opponent	No.	Yds.	Avg.	Lg	i20
Iowa State	8	352	44.0	58	3
Montana	9	381	42.3	54	3
Eastern Wash.	6	230	38.3	58	0
SIU	6	217	36.2	50	3
South Dakota	4	154	38.5	50	1
YSU	--	--	--	--	--
Missouri St.	--	--	--	--	--
NDSU	--	--	--	--	--
Indiana St.	--	--	--	--	--
Western III.	--	--	--	--	--
SDSU	--	--	--	--	--

31 MICHAEL MALLOY

Running Back | 6-0 | 215 | Senior
Sioux City, Iowa/Univ. of Iowa

Career Highs

Rushes	5, last vs. Eastern III. (2015)
Rushing Yards	35 at Missouri St. (2015)
Rushing TDs	1, last at Eastern Wash. (2016)
Long Rush	30 at Eastern Wash. (2016)
Receptions	3, last vs. Eastern III. (2015)
Receiving Yards	69 vs. Southern III. (2015)
Receiving TDs	1, last at South Dakota (2016)
Long	49 vs. Southern III. (2015)

Season Highs (2016)

Rushes	5 at South Dakota (10/8)
Rushing Yards	28 at Eastern Wash. (9/17)
Rushing TDs	1 at Eastern Wash. (9/17)
Long Rush	30 at Eastern Wash. (9/17)
Receptions	3 at Iowa State (9/3)
Receiving Yards	26 at South Dakota (10/8)
Receiving TDs	1 at South Dakota (10/8)
Long	17 at South Dakota (10/8)

Malloy's Game-By-Game Rushing

Opponent	No.	Yds.	TD	Long	Avg.
Iowa State	3	9	0	8	3.0
Montana	4	19	0	7	4.8
Eastern Wash.	4	28	1	30	7.0
SIU	4	9	0	5	2.2
South Dakota	5	26	0	10	5.2
YSU	--	--	--	--	--

Missouri St.	--	--	--	--	--
NDSU	--	--	--	--	--
Indiana St.	--	--	--	--	--
Western III.	--	--	--	--	--
SDSU	--	--	--	--	--

Malloy's Game-By-Game Receiving

Opponent	No.	Yds.	TD	Long	Avg.
Iowa State	3	16	0	10	5.3
Montana	2	12	0	21	6.0
Eastern Wash.	2	15	0	8	7.5
SIU	1	4	0	4	4.0
South Dakota	2	26	21	17	13.0
YSU	--	--	--	--	--
Missouri St.	--	--	--	--	--
NDSU	--	--	--	--	--
Indiana St.	--	--	--	--	--
Western III.	--	--	--	--	--
SDSU	--	--	--	--	--

7 RICKEY NEAL

Linebacker | 6-1 | 232 | Sophomore
Racine, Wis./Horlick

Career Highs

Total Tackles	8 at Youngstown State (2016)
Solo	6 at Youngstown State (2016)
Assisted	2, last at Youngstown State (2016)
TFL	3.0 at Youngstown State (2016)
Sacks	1.0 vs. Indiana State (2015)

Season Highs (2016)

Total Tackles	8 at Youngstown State (10/14)
Solo	6 at Youngstown State (10/14)
Assisted	2, last at Youngstown State (10/14)
TFL	3.0 at Youngstown State (10/14)
Sacks	--

Neal's Game-By-Game Tackles

Opponent	Total	UA	A	TFL	QBH
Iowa State	--	--	--	--	--
Montana	3	2	1	0	0
Eastern Wash.	2	0	2	0	0
SIU	0	0	0	0	0
South Dakota	0	0	0	0	0
YSU	8	6	2	3.0	0
Missouri St.	--	--	--	--	--
NDSU	--	--	--	--	--
Indiana St.	--	--	--	--	--
Western III.	--	--	--	--	--
SDSU	--	--	--	--	--

93 KARTER SCHULT

Defensive Line | 6-4 | 269 | Senior
Tripoli, Iowa/Tripoli

Career Highs

Total Tackles	10, last vs. Montana (2016)
Solo	8, last vs. Montana (2016)
Assisted	5 at Southern III. (2014)
TFL	5.5 vs. Montana (2016)
Sacks	3 at SDSU (2015)
QBH	3 at NDSU (2015)

Season Highs (2016)

Total Tackles	10 vs. Montana (9/10)
Solo	8 vs. Montana (9/10)
Assisted	3 at South Dakota (10/8)
TFL	5.5 vs. Montana (9/10)
Sacks	2.5 at Eastern Wash. (9/17)
QBH	1 vs. Southern Illinois (10/1)

Schult's Game-By-Game Tackles

Opponent	Total	UA	A	TFL	Sacks
Iowa State	4	4	0	3.0	2.0
Montana	10	8	2	5.5	2.0
Eastern Wash.	7	5	2	3.5	2.5
SIU	5	5	0	1.0	1.0
South Dakota	8	5	3	0	0
YSU	6	4	2	1.0	1.0
Missouri St.	--	--	--	--	--
NDSU	--	--	--	--	--
Indiana St.	--	--	--	--	--
Western III.	--	--	--	--	--
SDSU	--	--	--	--	--

32 TYVIS SMITH

Running Back | 6-1 | 226 | Senior
Davenport, Iowa/Central

Career Highs

Rushes	24, last at Eastern Wash. (2016)
Rushing Yards	207 at Portland St. (2015)
Rushing TDs	2 at Portland St. (2015)
Long Rush	59 at Portland St. (2015)

Season Highs (2016)

Rushes	24 at Eastern Wash. (9/17)
Rushing Yards	130 vs. Montana (9/10)
Rushing TDs	1 vs. Montana (9/10)
Long Rush	30 vs. Montana (9/10)

Smith's Game-By-Game Rushing

Opponent	No.	Yds.	TD	Long	Avg.
Iowa State	17	68	0	15	4.0
Montana	20	130	1	30	6.5
Eastern Wash.	24	53	0	11	2.2
SIU	21	72	1	14	3.4
South Dakota	20	102	0	19	5.1
YSU	--	--	--	--	--
Missouri St.	--	--	--	--	--
NDSU	--	--	--	--	--
Indiana St.	--	--	--	--	--
Western III.	--	--	--	--	--
SDSU	--	--	--	--	--

UNI FOOTBALL • SEASON STATISTICS

2 MALCOLM WASHINGTON

Defensive Back | 6-2 | 172 | Junior
 Houston, Texas/Fresno State

Career Highs

Total Tackles	4 at Eastern Wash. (2016)
Solo	3, last vs. Southern Illinois (2016)
Assisted	1 at Eastern Wash. (2016)
Interceptions	1, last at Youngstown State (2016)
Passes Defended	1, last at YSU (2016)

Season Highs (2016)

Total Tackles	4 at Eastern Wash. (9/17)
Solo	3, last vs. Southern Illinois (10/1)
Assisted	1 at Eastern Wash. (9/17)
Interceptions	1, last at Youngstown State (10/14)
Passes Defended	1, last at YSU (10/14)

Washington's Game-By-Game Tackles

Opponent	Total	UA	A	Int.	PD
Iowa State	--	--	--	--	--
Montana	--	--	--	--	--
Eastern Wash.	4	3	1	0	1
SIU	3	3	0	1	1
South Dakota	2	2	0	1	1
YSU	2	2	0	1	1
Missouri St.	--	--	--	--	--
NDSU	--	--	--	--	--
Indiana St.	--	--	--	--	--
Western Ill.	--	--	--	--	--
SDSU	--	--	--	--	--

29 JAMISON WHITING

Defensive Back | 6-3 | 185 | Senior
 Minneapolis, Minn./Washburn

Career Highs

Total Tackles	6, last vs. Montana (2016)
Solo	5 vs. Montana (2016)
Assisted	3 at Iowa State (2016)
Interceptions	1, last at Youngstown St. (2016)
Passes Defended	2, last at Eastern Wash. (2016)

Season Highs (2016)

Total Tackles	6, last vs. Montana (9/10)
Solo	5 vs. Montana (9/10)
Assisted	3 at Iowa State (9/3)
Interceptions	1 at Youngstown State (10/14)
Passes Defended	2, last at Eastern Wash. (9/17)

Whiting's Game-By-Game Tackles

Opponent	Total	UA	A	Int.	PD
Iowa State	6	3	3	0	1
Montana	6	5	1	0	2
Eastern Wash.	5	4	1	0	2
SIU	0	0	0	0	0
South Dakota	4	3	1	0	0
YSU	1	1	0	1	1
Missouri St.	--	--	--	--	--
NDSU	--	--	--	--	--
Indiana St.	--	--	--	--	--
Western Ill.	--	--	--	--	--
SDSU	--	--	--	--	--

61 PRESTON WOODS

Defensive Line | 6-1 | 275 | Junior
 South St. Paul, Minn./South St. Paul

Career Highs

Total Tackles	6 at Eastern Wash. (2016)
Solo	4 at Iowa State (2016)
Assisted	6 at Eastern Wash. (2016)
TFL	1.0, last at Iowa State (2016)
Sacks	1.0 vs. South Dakota (2015)

Season Highs (2016)

Total Tackles	6 at Eastern Wash. (9/17)
Solo	4 at Iowa State (9/3)
Assisted	6 at Eastern Wash. (9/17)
TFL	1.0 at Iowa State (9/3)
Sacks	--

Woods's Game-By-Game Tackles

Opponent	Total	UA	A	TFL	Sacks
Iowa State	5	4	1	1.0	0
Montana	3	3	0	0	0
Eastern Wash.	6	0	6	0	0
SIU	0	0	0	0	0
South Dakota	1	1	0	0	0
YSU	2	2	0	0	0
Missouri St.	--	--	--	--	--
NDSU	--	--	--	--	--
Indiana St.	--	--	--	--	--
Western Ill.	--	--	--	--	--
SDSU	--	--	--	--	--



UNI FOOTBALL • GAME RECAPS

GAME 1	
	IOWA STATE
	Sept. 3, 2016 Jack Trice Stadium (60,629)

UNI	25
IOWA STATE	20

CEDAR FALLS - The University of Northern Iowa football program posted a 25-20 victory over in-state FBS foe Iowa State, picking up its third win against the Cyclones in the last five meetings between the two teams. With the win, head coach Mark Farley became UNI's all-time wins leader with 130, passing Stan Sheriff who held 129.

The Panthers were down by a point with 7:02 left to play with both starting running backs out with cramps, but UNI had an answer. J'Veyon Browning came into the game and rushed for 43 yards, including the winning one-yard rushing score that put UNI up 25-20 with 2:49 left in the game.

It was then the UNI defense who stepped up and sealed the victory for the Panthers. D'Shawn Dexter forced a fumble on Iowa State's first offensive attempt after the Brown- ing touchdown which was recovered by A.J. Allen and after UNI went three-and-out, Lanning threw an interception to Jared Farley to end the game and give the Panthers a win.

SCORE BY QUARTER

UNI	0	16	3	6	25
Iowa State	7	6	0	7	20

SCORING SUMMARY

1st	07:16 ISU - Daley, 39-yd reception
2nd	09:14 UNI - Smith, 10-yd reception
	03:20 ISU - Butler, 18-yd reception
	01:23 UNI - Schult safety
	00:00 UNI - Bailey, 2-yd rush
3rd	04:20 UNI - Errthum, 22-yd FG
4th	07:02 ISU - Lazard, 33-yd reception
	02:49 UNI - Browning, 1-yd rush

STATS	UNI	ISU
First Downs	22	16
Net Rushing	232	51
Net Passing	135	256
Plays-Total Offense	85-367	53-307
Punts-Yards	8-352	7-274
Kickoffs-Yards	4-254	5-327
Possession	35:56	24:04

GAME LEADERS

Passing: Aaron Bailey (15-27-0, 135 yds, 1 TD)
Rushing: Aaron Bailey (25 carries, 114 yds, 1 TD)
Receiving: Tyvis Smith (5 catches, 43 yds, 1 TD)
Defense: Jared Farley (8 tackles, 1 int)

GAME 2	
	MONTANA
	Sept. 10, 2016 UNI-Dome (12,346)

MONTANA	20
UNI	14

CEDAR FALLS, Iowa - The University of Northern Iowa football team fell to the No. 14 Montana Grizzlies, 20-14.

The Panthers scored with eight minutes left in the game to cut the Montana lead to six points, then forcing the Grizzlies to two three-and-outs. But UNI was unable to put points in its column after regaining possession with 1:14 on the clock, eventually suffering its first loss of the season.

Aaron Bailey finished the game 16-37-0 for 194 yards and a touchdown, only pushing in eight yards rushing while Tyvis Smith racked up 130 yards on the ground, while averaging 6.5 yards per carry. Daurice Fountain led the Panthers in receiving, finishing the game with 97 yards and a touchdown.

Senior Karter Schult tied his career-high in tackles with 10, also tying the school record for tackles for loss in a game with 5.5. A.J. Allen added a career-high seven along with Hezekiah Applegate who pitched in an additional seven tackles and a sack.

SCORE BY QUARTER

Montana	10	10	0	0	20
UNI	7	0	0	7	14

SCORING SUMMARY

1st	11:52 UM - Horner, 34-yd reception
	08:20 UM - Semenza, 47-yd FG
	03:56 UNI - Smith, 1-yd rush
2nd	07:07 UM - Louie-McGee, 81-yd PR
	02:09 UM - Semenza, 35-yd FG
4th	08:01 UNI - Fountain, 28-yd reception

STATS	UM	UNI
First Downs	12	20
Net Rushing	88	157
Net Passing	118	194
Plays-Total Offense	65-206	82-351
Punts-Yards	10-389	9-381
Kickoffs-Yards	5-314	3-180
Possession	26:54	33:06

GAME LEADERS

Passing: Aaron Bailey (16-37-0, 194 yds, 1 TD)
Rushing: Tyvis Smith (20 carries, 130 yds, 1 TD)
Receiving: Daurice Foutain (7 catches, 97 yds, 1 TD)
Defense: Karter Schult (10 tackles, 5.5 TFL, 2.0 sacks)

GAME 3	
	EASTERN WASHINGTON
	Sept. 17, 2016 Roos Field (9,111)

UNI	30
EWU	34

CHENEY, Wash. - Despite having a lead 17-point lead at halftime, the University of Northern Iowa football program couldn't come out on top after a fourth quarter shootout, falling 30-34.

UNI held a 24-7 lead at halftime, but Eastern Washington scored 21 unanswered points to take a 28-24 lead with 14:25 left to play in the game. Senior Matt Easley hit two field goals, including a career-long 49-yarder to take a 30-28 lead with less than five minutes to play, but EWU was able to drive down field and get into field goal range.

The Eagles were on the field to attempt a 33-yard field goal, but faked the play with Ryan Hennessey throwing a 23-yard pass over the middle to Beau Byus to score and take the final lead of 34-30. UNI regained the ball with 43 seconds on the clock, but fumbled, eventually falling to the No. 6 ranked Eagles.

SCORE BY QUARTER

UNI	10	14	0	6	30
EWU	0	7	14	13	34

SCORING SUMMARY

1st	09:31 UNI - Bailey, 1-yd rush
	02:49 UNI - Easley, 35-yd FG
2nd	11:26 EWU - Hill, 5-yd reception
	09:38 UNI - Malloy, 30-yd rush
	06:06 UNI - Bailey, 3-yd rush
3rd	14:48 EWU - Custer, 93-yd KR
	06:42 EWU - Bourne, 37-yd reception
4th	14:25 EWU - Stiles, 7-yd reception
	11:12 UNI - Easley, 36-yd FG
	04:13 UNI - Easley, 49-yd FG
	00:43 EWU - Byus, 23-yd reception


STATS	UNI	EWU
First Downs	17	22
Net Rushing	179	63
Net Passing	174	340
Plays-Total Offense	70-353	86-403
Punts-Yards	6-230	5-184
Kickoffs-Yards	7-439	6-299
Possession	31:11	28:49

GAME LEADERS

Passing: Aaron Bailey (13-23-0, 174 yds)
Rushing: Aaron Bailey (17 carries, 101 yds, 2 TDs)
Receiving: Jaylin James (2 catches, 56 yds)
Defense: A.J. Allen (12 total, 6 solo, 6 assisted, 1 PD)



UNI FOOTBALL • GAME RECAPS

GAME 4	SOUTHERN ILLINOIS
	Oct. 1, 2016 UNI-Dome (13,710)

SOUTHERN ILLINOIS 21
UNI 42

CEDAR FALLS, Iowa – The University of Northern Iowa came away with a 42-21 win over Southern Illinois for Homecoming, improving to 2-2 overall and 1-0 in MVFC play.

Junior Daurice Fountain was the star of the show Saturday evening, scoring three receiving touchdowns for 89 yards. Aaron Bailey finished the game 11-18-0 for 186 yards and three touchdowns, adding 98 yards on the ground and one rushing score.

The UNI defensive unit held the Salukis to just 70 yards rushing. Daquan Isom, who entered the game averaging 84 yards per game on the ground, was held to just 46. The Panthers were led in tackles by Jared Farley, who recorded nine.

SCORE BY QUARTER

SIU	0	14	7	0	21
UNI	14	21	0	7	42


SCORING SUMMARY

- 1st 07:57 UNI - Smith, 4-yd rush
06:38 UNI - Bailey, 7-yd rush
2nd 13:04 SIU - Connor, 33-yd reception
10:40 UNI - Fountain, 20-yd reception
09:07 SIU - Isom, 12-yd reception
00:47 UNI - Fountain, 18-yd reception
00:27 UNI - Washington, 43-yd int. return
3rd 04:17 SIU - Reed, 50-yd reception
4th 14:55 UNI - Fountain, 8-yd reception

STATS	SIU	UNI
First Downs	17	23
Net Rushing	70	212
Net Passing	307	186
Plays-Total Offense	60-377	71-398
Punts-Yards	7-243	6-217
Kickoffs-Yards	4-260	7-452
Possession	24:03	35:57

GAME LEADERS

Passing: Aaron Bailey (18-11-0, 186 yds, 3 TDs)
Rushing: Aaron Bailey (20 carries, 98 yds, 1 TD)
Receiving: Daurice Fountain (5 catches, 89 yds, 3 TDs)
Defense: Jared Farley (9 tackles, 8 solo, 1 FR)

GAME 5	SOUTH DAKOTA
	Oct. 8, 2016 DakotaDome (10,221)

UNI 25
SOUTH DAKOTA 28

VERMILLION, S.D. – The University of Northern Iowa football team battled to the end on Saturday against the South Dakota Coyotes, but came up short, falling 28-25.

UNI cut the South Dakota lead to just three points to start the fourth quarter on a one-yard rushing touchdown from Aaron Bailey. Add the two-point conversion reception from Trevor Allen, and the Panthers only trailed 28-25 with 13:52 to play.

The Panthers had a chance to tie the game with less than five minutes on the clock, but Austin Errthum's 34-yard field goal went wide. UNI regained possession with 2:00 left in the fourth quarter, but were unable to produce on offense, eventually falling to South Dakota, 28-25.

SCORE BY QUARTER

UNI	14	3	0	8	25
USD	14	7	7	0	28


SCORING SUMMARY

- 1st 13:43 USD - Streveler, 69-yd rush
10:14 UNI - Bailey, 12-yd rush
07:41 USD - Bouma, 10-yd rush
02:06 UNI - Malloy, 17-yd reception
2nd 07:58 UNI - Errthum, 29-yd field Goal
07:44 USD - Carpenter, 75-yd reception
3rd 03:29 USD - Carpenter, 29-yd reception
4th 13:46 UNI - Bailey, 1-yd rush

STATS	UNI	USD
First Downs	24	11
Net Rushing	229	203
Net Passing	149	182
Plays-Total Offense	78-378	49-385
Punts-Yards	4-154	4-183
Kickoffs-Yards	5-211	5-317
Possession	38:16	21:44

GAME LEADERS

Passing: Aaron Bailey (12-21-1, 149 yds, 1 TD)
Rushing: Tyvis Smith (20 carries, 102 yds)
Receiving: Christian Jegen (2 catches, 48 yds)
Defense: Karter Schult (8 total, 5 solo)

GAME 6	YOUNGSTOWN STATE
	Oct. 15, 2016 Stambaugh Stadium (13,373)

UNI 10
YOUNGSTOWN STATE 14

YOUNGSTOWN, Ohio – The UNI football team held a 10-0 lead heading into the fourth quarter, but fell 14-10 after the No. 12 Youngstown State Penguins scored 14 unanswered points in the last 12 minutes of the game for the win.

UNI's defense played a strong first three quarters, but struggled to stop Youngstown State in the fourth, succumbing to two touchdowns in the fourth quarter. The final touchdown came from Martin Ruiz who punched in a one-yard rush to put the Penguins up 14-10 with just 28 seconds left on the clock.

Sophomore Eli Dunne got the Panthers to the YSU 44-yard-line on a 31-yard pass to Logan Cunningham with 16 seconds left to play, but was unsuccessful on a final attempt to the end zone with the Panthers falling to the Penguins.

SCORE BY QUARTER

UNI	0	10	0	0	10
YSU	0	0	0	14	14

SCORING SUMMARY

- 2nd 07:50 UNI - Errthum, 27-yd field goal
07:06 UNI - Ferch, 34-yd int. return
4th 11:47 YSU - McCaster, 1-yd rush
00:28 YSU - Ruiz, 1-yd rush

STATS	UNI	YSU
First Downs	9	18
Net Rushing	92	226
Net Passing	81	28
Plays-Total Offense	47-173	75-254
Punts-Yards	8-349	4-186
Kickoffs-Yards	3-195	3-180
Possession	24:47	35:13

GAME LEADERS

Passing: Aaron Bailey (3-10-0, 44 yds)
Rushing: Tyvis Smith (11 carries, 71 yds, 6.5 avg.)
Receiving: Logan Cunningham (1 catch, 31 yds)
Defense: Elijah Campbell (9 total, 7 solo, 1 TFL, 1 FR)