

NORTH FLORIDA OSPREYS

WOMEN'S BASKETBALL

GAME 11

DEC. 21, 2025 | 2 P.M. ET | CLEMSON, S.C. | LITTLEJOHN COLISEUM | ACCN



HEAD COACH: Erika Lambert
RECORD AT UNF: 19-52 (3rd Season)
CAREER RECORD: Same
LAST GAME: W, 96-82, vs. Coastal Georgia (Dec. 16, 2025)

AT



CLEMSON
8-4 | 1-1 ACC

HEAD COACH: Shawn Poppie
RECORD AT CLEMSON: 22-21 (2nd Season)
CAREER RECORD: 70-39 (4th Season)
LAST GAME: W, 78-52 at Charleston Southern (Dec. 17, 2025)

NORTH FLORIDA CLOSES OUT NON-CONFERENCE PLAY AT CLEMSON

- North Florida will close out its non-conference schedule on the road at Clemson inside Littlejohn Coliseum in Clemson, S.C. on Sunday, Dec. 21.
- Tip off set is for 2 p.m. ET on ACC Network.
- Sunday marks only the third meeting between North Florida and Clemson with the Tigers taking the previous two matchups.
- North Florida will begin ASUN conference action in UNF Arena on Jan. 1, against Lipcomb at 2 p.m. ET.

NORTH FLORIDA FINISHES 4-0 AT HOME IN NON-CONFERENCE PLAY, LED BY MCGILL'S 30 POINTS.

- North Florida Women's Basketball closed out its non-conference home slate undefeated with a 96-82 win over Coastal Georgia at UNF Arena on Tuesday.
- Freshman forward Dezuray McGill propelled North Florida with a career-high 30 points on 15-21 from the field with four rebounds, two assists and two steals in 25 minutes. Junior guard Elle Blatchford added a season-high 13 points on 5-8 from the field and 3-5 from three in 18 minutes.
- Blatchford posted her third-straight game, fourth game of the season and 21st career game with 10 or more points.
- The 30 points from McGill marked the second-most by a freshman under Head Coach Erika Lambert. It is the most points for North Florida since Alexa Washington totaled 31 points against Piedmont on Dec. 13, 2023.
- Junior guard/forward Karyzma Pierre notched a career-high 11 points and career-high six assists on 4-7 from the field in 20 minutes.
- North Florida closed out its home non-conference slate with a 4-0 record and improved to 5-5 on the season.
- North Florida opened the game on a 15-5 run that ran into the 3:35 minute mark of the first quarter. Coastal Georgia cut the deficit to two possessions before McGill banked in a buzzer-beating layup to give North Florida a 24-17 lead at the end of the first quarter.
- UNF outscored its visitors 22-20 in the second quarter to secure a 46-37 lead at half. McGill was dominant in the first half with a team-high 16 points on 8-11 from the field.
- The Ospreys opened its largest lead of the game at 25, 76-51, at the 8:58 mark of the fourth quarter.
- North Florida outscored Coastal Georgia 68-32 in paint points and 17-8 in second-chance points.

LAST GAME STARTERS - VS. COASTAL GEORGIA (DEC. 16)



1
JAMISYN STINSON

So. | G | 5-11 | Thornville, Ohio
PPG 9.9 RPG 3.4
FG% 36.9 APG 0.9
3P% 26.9 MPG 25.2
FT% 71.4 GP-GS 10-7



20
GEORGI BUZZETTI

R-Jr. | F | 6-2 | Buenos Aires, Arg.
PPG 3.4 RPG 4.2
FG% 40.0 APG 1.1
3P% 11.1 MPG 21.0
FT% 55.6 GP-GS 10-10




22
ALEXA WASHINGTON

R-So. | G | 5-6 | Monroeville, Pa.
PPG 7.0 RPG 2.6
FG% 30.3 APG 3.2
3P% 22.6 MPG 28.6
FT% 62.5 GP-GS 9-9



23
ELLE BLATCHFORD

Jr. | G | 5-9 | Canton, Ga.
PPG 6.7 RPG 3.1
FG% 45.6 APG 1.7
3P% 37.9 MPG 22.8
FT% 80.0 GP-GS 10-9



30
DEZURAY MCGILL

Fr. | F | 6-1 | Miami, Fla.
PPG 10.7 RPG 3.2
FG% 58.8 APG 0.5
3P% 55.6 MPG 19.7
FT% 53.3 GP-GS 10-6

2025-26 SCHEDULE

RECORD	5-5
NON-CONFERENCE	5-5
ASUN	0-0
HOME	4-0
AWAY	1-5
NEUTRAL	0-0

DATE	OPPONENT	TIME/RESULT
NOVEMBER (3-4)		
3	at Florida	L, 62-96
5	PALM BEACH ATLANTIC	W, 70-67
12	at Tulane	L, 54-77
14	at South Alabama	L, 46-83
20	at Georgia	L, 46-92
28	BETHUNE-COOKMAN	W, 61-57
29	CAMPBELL	W, 56-53

DECEMBER (2-1)

4	at Georgia Southern	L, 44-70
6	at UNC Asheville	W, 76-61
16	COASTAL GEORGIA	W, 96-82
21	at Clemson	2 p.m.

JANUARY (0-0)

1	LIPSCOMB*	2 p.m.
3	AUSTIN PEAY*	2 p.m.
8	at West Georgia*	7 p.m.
10	at Queens*	2 p.m.
15	NORTH ALABAMA*	7 p.m.
17	CENTRAL ARKANSAS*	2 p.m.
22	at Bellarmine*	6:30 p.m.
24	at Eastern Kentucky*	2 p.m.
29	at Austin Peay*	8 p.m.
31	at Lipscomb*	2 p.m.

FEBRUARY (0-0)

5	STETSON*	7 p.m.
7	WEST GEORGIA*	2 p.m.
12	FGCU*	7 p.m.
14	JACKSONVILLE*	2 p.m.
19	at Stetson*	7 p.m.
21	QUEENS*	2 p.m.
25	at FGCU*	7 p.m.
27	at Jacksonville*	6:30 p.m.

All times Eastern | * - ASUN game | Home games are in **CAPS BOLD**



NUMERICAL ROSTER

#	NAME	CL.	POS.	HT.	HOMETOWN / HIGH SCHOOL / PREVIOUS SCHOOL
0	Jamison Cardwell	Fr.	G	5-9	Gainesville, Fla. / Gainesville High School
1	Jamisin Stinson	So.	G	5-11	Thornville, Ohio / Sheridan High School
3	Soraya Ogaldez	Fr.	G	5-8	Lacey, Wash. / North Thurston High School
4	Alonya Waldon	Jr.	G	5-5	Melbourne, Fla. / Palm Bay Magnet High School / Samford
12	Jadah Toombs	So.	G	5-6	Immokalee, Fla. / Evangelical Christian School
14	Abby Knauff	Fr.	G	5-9	Jacksonville, Fla. / The Bolles School
20	Georgi Buzzetti	R-Jr.	F	6-2	Buenos Aires, Argentina / Colegio Ausonia / Florida Southwestern State
22	Alexa Washington	R-So.	G	5-6	Monroeville, Pa. / Oakland Catholic High School
23	Elle Blatchford	Jr.	G	5-9	Canton, Ga. / Sequoyah High School / Southern Miss / Gardner-Webb
24	Karyzma Pierre	Jr.	G/F	6-0	Orlando, Fla. / Oak Ridge High School / Palm Beach Atlantic
30	Dezuray McGill	Fr.	F	6-1	Miami, Fla. / American Heritage School
34	Jordan Brooks	Gr.	C	6-3	Victorville, Calif. / Oak Hills High School / Minnesota / CSU Bakersfield / Victory Valley College
35	Nicole Carreno	So.	F	5-10	Riverview, Fla. / Seffner Christian Academy

STAFF

Head Coach	Erika Lambert	Third Season
Associate Head Coach	Stacey Ungashick Lobdell	First Season
Assistant Coach / Recruiting Coordinator	Chris Dixon	Second Season
Assistant Coach	Gadiva Hubbard	Second Season
Assistant Coach / Director of Operations	Jayla Adams	First Season
Graduate Assistant	Elizabeth Homan	First Season

PRONUNCIATION GUIDE

Nicole Carreno	Cah - Ren - Oh
Elle Blatchford	Ellie
Abby Knauff	Noff
Soraya Ogaldez	So - Rye - Uh Oh - Gall - Dez
Karyzma Pierre	Kah - Rizz - Mah
Alonya Waldon	Ah - Lawn - Yah

SOCIAL MEDIA ROSTER

	TWITTER	INSTAGRAM
Jamison Cardwell	JamisonCardwell	jamisoncardwell
Jamisin Stinson	JamisinStinson1	jamisin.stinson1
Soraya Ogaldez		ballout_so
Alonya Waldon	WaldonAlonya	waldonalonya
Jadah Toombs		jadahhh_
Abby Knauff	Abby_Knauff14	knauffabby
Georgi Buzzetti	Georgibuzzetti	georgi_buzzetti
Alexa Washington	ATWash22	a.wash2233
Elle Blatchford	Basketball_elle	elleblatchford2023
Karyzma Pierre		karyzma_pierre
Dezuray McGill	dezurayyyy	dezurayyy
Jordan Brooks		jjorrdan_34
Nicole Carreno	nicolecarreno35	nicolecarreno35

QUICK FACTS

UNIVERSITY INFORMATION

Location	Jacksonville, Fla.
Enrollment	17,627
Founded Opened	1965 1972
Nickname Mascot	Ospreys Ozzie the Osprey
School Colors	Navy, Blue and Gray
Conference	Atlantic Sun
President	Dr. Moez Limayem
Athletics Director	Nick Morrow
Senior Woman Administrator	Donna Kirk
NCAA Faculty Athletics Rep.	Dr. Jennifer Kane
Athletic Tickets	904-620-BIRD (2473)
Athletics Address ..	1 UNF Drive Jacksonville, Fla. 32224

HISTORY

Season of Basketball (First Season)... 34th (1992-93)

2024-25 TEAM INFORMATION

Returners/Lost 4/12

Newcomers 11 (six transfers and five freshman)

WEB/SOCIAL MEDIA

Website UNFOspreys.com

Twitter(X) OspreyWBB

Instagram OspreysWBB

Facebook North Florida Women's Basketball

Hashtag #SWOOP

COMMUNICATIONS CONTACT INFORMATION

THOMAS HUNT

Communications Assistant (WBB/WSOC/MTEN)

EMAIL: n01651387@unf.edu

CELL: 901-282-8866

9

North Florida boasts nine newcomers to its roster with five transfers and four freshman.

NORTH FLORIDA - CLEMSON SERIES

- Sunday marks only the third meeting between North Florida and Clemson with the Tigers taking the previous two matchups.

NORTH FLORIDA-CLEMSON HISTORY

OVERALL: CLEMSON LEADS, 2-0
STREAK L2
AT CLEMSON CLEMSON LEADS, 2-0
LAST MEETING L, 72-84, AT CLEMSON, NOV. 24, 2021

MEETING HISTORY

11/24/2021	L	72-84	A
12/1/2013	L	44-48	A

STINSON SET TO SHINE IN SOPHOMORE SEASON

- Sophomore guard Jamisyn Stinson lead the team with a career-high 23 points on 8-15 from the field and 5-11 from three, a career-high eight rebounds and a career-high three assists in 32 minutes at UNC Asheville on Dec. 6. It marked her second game with 20 or more points, in addition to her fourth game of the season and 17th-career game with 10 or more points.
- She added 15 points on 3-7 from three and five rebounds in 29 minutes against Palm Beach Atlantic on Nov. 5.
- Stinson posted 15 points at Tulane on Nov. 12.
- She tallied 11 points against Bethune-Cookman on Nov. 28.
- She looks to step into a larger role after a stellar freshman season in 2024-25. Stinson played in all 31 games with 11 starts which came in the final 11 games of the 2024-25 season.
- Stinson averaged 7.8 points, 2.0 rebounds, 1.0 steals and 0.6 assists on 36.3 percent from the field, 33.3 percent from three and 93.8 percent from the free-throw line in 21.3 minutes per game.
- Stinson is the top returning scorer for North Florida at 7.8 points per game.
- Stinson connected on 62 threes, which is the most three-pointers for a true freshman in a season in the program's Division I era, and tied for fourth most in program history for threes in a season.
- Stinson started the final 11 contests for North Florida, all ASUN Conference games, and her scoring average increased to 8.6 points per game in conference action. She posted 10 or more points in 13 games with nine of those performances coming in ASUN Conference action.
- Stinson finished 4-7 from three for 12 points at Florida on Dec. 21, 2024.

"LIGHT IT UP"

- North Florida's program mantra for the 2025-26 season is "Light It Up."

FOUR FRESHMAN LOOKING TO FLOURISH

- North Florida welcomes four freshman to the roster in 2025-26.
- Every freshman scored their first collegiate points in the season opener at Florida on Nov. 3.
- Freshman guard Jamison Cardwell posted a season-high eight points on 3-3 from the field at UNC Asheville on Dec. 6.

4

North Florida retains four players from its 2025-26 roster, led by sophomore guard Jamisyn Stinson, who brings back 7.8 points per game in 2024-25.

- She knocked down a pair of three pointers at Florida on Nov. 3.
- Cardwell grabbed a career-high nine rebounds and a career-high two steals against Coastal Georgia on Dec. 16.
- She comes from Gainesville High School, where she led the Hurricanes to the 2024-25 FHSAA 5A State Championship Final for the first time in school history.
- Cardwell was rated as the No. 29 overall player from the state of Florida in the 2025 class.
- Freshman guard Sonyaya Ogaldez scored in double figures with 11 points on 4-7 from the field at Florida on Nov. 3.
- Ogaldez posted eight points highlighted by her first collegiate three against Coastal Georgia on Dec. 16.
- She is a graduate of North Thurston High School, where she scored 2,000 points in her high school career. Ogaldez was rated as the No. 11 overall player from the state of Washington.
- Freshman guard Abby Knauff tallied a season-high 11 points against Bethune-Cookman on Nov. 28.
- She secured four points at Florida on Nov. 3.
- Knauff tallied a school-record 1,848 career points and led The Bolles School to its first ever FHSAA State Championship Final appearance. The Jacksonville, Fla. native was rated as the No. 14 overall player from the state of Florida.
- Freshman forward Dezuray McGill McGill dominated with a career-high 30 points on 15-21 from the field, four rebounds, two assists and two steals in 25 minutes against Coastal Georgia on Dec. 16.
- She was named ASUN Freshman of the Week after stuffing the stat sheet with 10 points on 5-7 from the field, in addition to three rebounds, two blocks and two steals in 25 minutes against Bethune-Cookman on Nov. 28, and 14 points on 5-8 from the field, 2-2 from three and 2-2 from the free throw line and a team-high eight rebounds in 34 minutes against Campbell on Nov. 29.
- McGill has posted double-digit scoring outings in three games.
- She led the team with 16 points at South Alabama on Nov. 14.
- McGill secured eight points and matched her season-high with two steals at Georgia Southern on Dec. 4.
- She posted nine points and matched her season-high with two blocks at UNC Asheville on Dec. 6.
- McGill led American Heritage School to 4A State Championships in 2022 and 2024. McGill was rated as the No. 34 overall player in the state of Florida.

FIVE TRANSFERS BRING VETERAN EXPERIENCE

- Junior guard Elle Blatchford comes to North Florida after she spent her sophomore season at Gardner-Webb in 2024-25 and freshman season at Southern Miss in 2023-24.
- Blatchford tallied 10 points at Georgia on Nov. 20.
- She recorded a 11 points and a career-high four assists at UNC Asheville on Dec. 6.
- Blatchford posted 10 points on 4-8 from the field and 2-4 from three at Georgia Southern on Dec. 4.
- Blatchford added a season-high 13 points against Coastal Georgia. It marked her third-straight game, fourth game of the season and 21st career game with 10 or more points.
- "She's going to be really strong on the wing for us." - Head Coach Erika Lambert on Blatchford.

62

Stinson connected on 62 threes in 2024-25, which is the most three-pointers for a true freshman in a season in the program's Division I era.

- Junior guard Karyzma Pierre transfers to North Florida after spending the previous two seasons at Palm Beach Atlantic.
- Karyzma Pierre filled the stat sheet with 10 points, five rebounds and three assists against Palm Beach Atlantic on Nov. 5.
- Pierre notched a career-high 11 points and career-high six assists against Coastal Georgia on Dec. 16.
- "I think she's gonna surprise the conference. She's an incredible athlete." - Head Coach Erika Lambert on Pierre.
- Junior guard Alonya Waldon comes to North Florida after spending the previous two seasons at Samford.
- She matched her career-high with a team-leading 19 points on 6-9 from the field, 2-3 from three and a perfect 5-5 from the free throw line at Florida on Nov. 3.
- She fired in 17 points on 5-10 from the field and 7-9 from the free throw line with a team-high six rebounds and seven steals in 34 minutes. It marked her 13th career game with 10 or more points against Palm Beach Atlantic on Nov. 5.
- Waldon posted 11 points on 4-7 from the field, 1-3 from three and 2-3 from the free throw line, three assists and two steals in 19 minutes against Bethune-Cookman on Nov. 28.
- Waldon recorded a team-high 17 points on 4-9 from the field, 3-7 from three and 6-8 from the free-throw line, in addition to five rebounds, three assists and matched her career-high with three steals in 22 minutes against Campbell on Nov. 29. Waldon sank the game winning shot against Campbell with a banked in a three shortly before the buzzer sounded. The play was featured at number three on Sportcenter's Top 10 Plays on Nov. 30.
- Waldon has posted 10 or more points in four of six games this season and in 15 career games.
- "She's from Melbourne, so we got to bring her home. I think she's made the biggest strides from June until now." - Head Coach Erika Lambert on Waldon.
- Waldon played in 25 games with 14 starts at Samford in 2024-25. She averaged 6.6 points on 39.1 percent from the field and 32.3 percent from three, in addition to 1.7 rebounds and 1.1 assists in 16.5 minutes per game. Waldon registered 10 or more points in nine games, highlighted by a career-high 19 points against Stephen F. Austin on Nov. 19, 2024 at North Florida's Thanksgiving MTE at UNF Arena.
- Redshirt junior forward Georgi Buzzetti transfers to North Florida after spending the previous two seasons at Florida Southwestern State.
- Buzzetti posted eight points at Tulane on Nov. 12.
- She secured a season-high nine points and six rebounds against Campbell on Nov. 29.
- Buzzetti added four points and grabbed a career-high seven rebounds against Coastal Georgia on Dec. 16.
- Buzzetti represented Argentina in FIBA 3x3 Basketball at the 2025 Junior Pan American Games this past summer. Buzzetti was awarded the 2025 Play4Kay Servant Leadership Award last month.
- "She's undoubtedly our leader. She's really wise and plays hard. I think she's going to be dominant in the ASUN." - Head Coach Erika Lambert on Buzzetti.
- The final incoming transfer is Jordan Brooks who spent a season at Minnesota and CSU Bakersfield.

ALEXA WASHINGTON RETURNS

- After missing the 2024-25 season due to injury, redshirt sophomore guard Alexa Washington made her return to the court with five points and connected on a late three to secure the lead for North Florida for the final time against Palm Beach Atlantic on Nov. 5.
- Washington fired in 11 points at Tulane on Nov. 12.
- Washington posted nine points against Bethune-Cookman on Nov. 28.
- Washington collected nine points at UNC Asheville on Dec. 6.
- Washington matched her career-high with four assists and three steals at Ga. Southern on Dec. 4.
- Washington posted six points and dished out a career-high five assists against Coastal Georgia on Dec. 16.
- In 2023-24, Washington shined and was ASUN Freshman of the Week three times en route to a 2023-24 ASUN All-Freshman Team selection.
- Washington played in all 30 games with a start and posted 6.7 points on 38.2 percent from the field and 32.3 percent from three in 19.9 minutes per game in her freshman season at North Florida in 2023-24.
- Washington registered eight games with 10 or more points in 2023-24, which included a career-high 31 points and a program-record nine made threes against Piedmont on Dec. 13, 2023.
- Washington scored 13 points in her collegiate debut at Florida on Nov. 6, 2023.

HEAD COACH ERIKA LAMBERT



Erika Lambert enters her third season in 2025-26 at the helm of North Florida Women's Basketball program after she was hired in April of 2023.

In her first season at the helm as head coach of the Ospreys, Lambert led her squad to nine victories with three ASUN wins against Queens, Austin Peay and Kennesaw State. Under her watch in two years at UNF, Alexa Washington and Jasmyne Gibson earned ASUN All-Freshman Team distinctions in back-to-back seasons with the pair combining for four ASUN Freshman of the Week selections.

During the 2023-24 season, Washington broke the single-game D-I record for most three-pointers made with 10 treys against Piedmont. Lambert also oversaw six total CSC Academic All-District Team selections, including a program-high five selections during 2023-24.

Lambert bringing in over a decade of coaching experience at the collegiate level, as well as time as a director operations and a four-year stint as a dominant shot blocker as a Division I women's basketball student-athlete. Before UNF, she most recently served seven seasons as the Associate Head Coach and Recruiting Coordinator at Abilene Christian University in the Western Athletic Conference (WAC) and Southland Conference at the Division I level. During that stint, the Wildcats touted a dominant 184-83 record and 122-46 mark in league play, tallying four 23-plus win seasons.

In Abilene, Texas, Lambert served as the lead contact for on and off-campus recruiting, helping her earn the distinction from The Athletic as one of 22 assistants ready to lead their own program. She was also just one of 30 coaches nationwide to be named to the Women Coaches NEXT UP program in the spring of 2020. A strong and well-respected coach and recruiter, Lambert helped bring a Southland Conference Regular Season and Tournament Championship to ACU.

ACU experienced tremendous individual success in addition to team championships during Lambert's tenure. Lambert helped recruit and coach 16 Southland All-Conference picks, two league players of the year, one Newcomer of the Year and two all-newcomer team honorees. In 2019-20 the Wildcats ranked 10th in the country in scoring as well as 25th in three-pointers per game in 2022-23.

Prior to her considerable stint at Abilene Christian, Lambert had multiple volunteer assistant coaching stops between the Division I and Division III ranks. From 2014-15 she guided Bethel University to the NCAA Tournament and a dominant 14-4 record in Minnesota Intercollegiate Athletic Conference play. Prior to that she aided in Ohio Wesleyan's 17-win improvement from a year prior during the 2013-14 season.

Her familiarity with the southeast was built by a span of nine years in the Palmetto State between

stints at Charleston Southern and her alma mater, Charleston. The New York State native got her first collegiate coaching opportunity at Charleston Southern as an assistant coach for the Buccaneers. During her two seasons, CSU earned the program's most wins in a 13-year span, garnering a spot in the Women's Basketball Invitational. That season saw the Bucs tout the 2011-12 Student-Athlete of the Year and two Big South All-Conference picks.

Prior to that, Lambert spent 2004-11 across town in Charleston, serving as the College of Charleston Director of Women's Basketball Operations for over three years and as a four-year letterwinner for the Cougars.

A team captain from 2006-08, Lambert finished her career first in the school's Division I era and second all-time in shots blocked (164) and blocks per game (1.6). She set the school record for most field goals in a game (13) and was a three-year Southern Conference Academic Honor Roll and Student-Athlete Advisory Board member. Her senior season saw Lambert be tabbed as the ExCel Minority Female Student-Athlete of the Year.

Extremely involved in her profession and community off the court, Lambert has been an active participant in ACU's Office of Diversity, Equity and Inclusion Scholarship Program, ACU Apprentice Program, African American Women's Initiative, Student-Athlete Diversity Council, ACU Staff Senate and Fellowship of Christian Athletes.

A member of the Women's Basketball Coaches Association and Women Leaders in College Sports, Lambert was also a co-founder of "Moms in Coaching", developing the group alongside head Florida State women's basketball coach, Brooke Wyckoff.

Lambert earned two bachelor's degrees from Charleston and also her Master's of Public Administration and a certificate of Urban Planning at CofC. Lambert and her husband, Paul, have two daughters, Ava and Mya.

LAMBERT FILE
INFORMATION

Family: Paul (Husband), Ava (Daughter), Mya (Daughter)

COACHING CAREER

YEAR	SCHOOL	POSITION
2023-	North Florida	Head Coach
2015-23	Abilene Christian	Associate Head Coach
2014-15	Bethel	Assistant Coach
2013-14	Ohio Wesleyan	Assistant Coach
2011-13	Charleston Southern	Assistant Coach
2008-11	College of Charleston	Director of Operations

PLAYING CAREER

YEAR	SCHOOL
2004-08	College of Charleston

LAMBERT CAREER RECORD BREAKDOWN

	SCHOOL	OVERALL	HOME	ROAD	NEUTRAL	ASUN
2023-24	North Florida	9-21	7-7	2-13	0-1	3-13
2024-25	North Florida	5-26	5-10	0-16	0-0	1-17
2025-26	North Florida	5-5	4-0	1-5	0-0	0-0
TOTALS	THIRD SEASON	19-52				



2025-26 North Florida Women's Basketball

Combined Team Statistics

All games

Game Records

Record	Overall	Home	Away	Neutral
ALL GAMES	5-5	4-0	1-5	0-0
CONFERENCE	0-0	0-0	0-0	0-0
NON-CONFERENCE	5-5	4-0	1-5	0-0

Score by Periods

Team	1st	2nd	3rd	4th	OT	TOT
North Florida	145	148	142	176	0	611
Opponents	162	192	192	192	0	738

Team Box Score

No.	Player				Total		3-Point		F-Throw		Rebounds													
		GP-GS	MIN	AVG	FG-FGA	FG%	3FG-3FGA	3FG%	FT-FTA	FT%	OFF	DEF	TOT	AVG	PF	DQ	A	TO	BLK	STL	PTS	AVG		
30	MCGILL, Dezuray	10-6	196:59	19.7	47-80	.588	5-9	.556	8-15	.533	11	21	32	3.2	27	2	5	21	7	6	107	10.7		
1	STINSON, Jamisyn	10-7	252:08	25.2	38-103	.369	18-67	.269	5-7	.714	12	22	34	3.4	15	0	9	6	3	9	99	9.9		
4	WALDON, Alonya	9-5	185:39	20.6	25-61	.410	7-20	.350	27-35	.771	3	25	28	3.1	17	0	25	37	0	13	84	9.3		
22	WASHINGTON, Alexa	9-9	257:27	28.6	23-76	.303	7-31	.226	10-16	.625	4	19	23	2.6	17	0	29	30	0	11	63	7.0		
23	BLATCHFORD, Elle	10-9	227:34	22.8	26-57	.456	11-29	.379	4-5	.800	21	10	31	3.1	12	0	17	21	0	12	67	6.7		
8	VERBEETEN, Megan	5-0	78:18	15.7	9-27	.333	4-12	.333	0-0	.000	4	4	8	1.6	6	0	2	6	4	3	22	4.4		
24	PIERRE, Karyzma	10-4	191:12	19.1	14-38	.368	1-4	.250	8-13	.615	7	26	33	3.3	16	0	18	19	2	7	37	3.7		
3	OGALDEZ, Soraya	6-0	57:31	9.6	7-17	.412	1-2	.500	6-8	.750	2	7	9	1.5	6	0	3	14	0	2	21	3.5		
20	BUZZETTI, Georgi	10-10	209:35	21.0	14-35	.400	1-9	.111	5-9	.556	16	26	42	4.2	26	0	11	12	12	6	34	3.4		
0	CARDWELL, Jamison	9-0	96:30	10.7	11-27	.407	5-14	.357	1-2	.500	7	14	21	2.3	14	0	7	15	0	4	28	3.1		
14	KNAUFF, Abby	10-0	121:19	12.1	11-23	.478	3-11	.273	6-7	.857	4	6	10	1.0	6	0	4	7	0	3	31	3.1		
35	CARRENO, Nicole	9-0	97:16	10.8	6-31	.194	1-20	.050	0-0	.000	5	14	19	2.1	13	0	5	7	4	1	13	1.4		
2	DAVIS, Claire	4-0	25:11	6.3	2-7	.286	1-4	.250	0-0	.000	2	1	3	0.8	3	0	0	0	0	0	5	1.3		
34	BROOKS, Jordan	1-0	03:22	3.4	0-1	.000	0-0	.000	0-0	.000	0	0	0	0.0	0	0	0	0	0	0	0	0.0		
Team											20	32	52					12						
Total		10	2000		233-583	.400	65-232	.280	80-117	.684	118	227	345	34.5	178	2	135	207	32	77	611	61.1		
Opponents		10	2000		276-643	.429	65-215	.302	121-175	.691	149	242	391	39.1	159	2	127	160	31	120	738	73.8		

Team Statistics

	UNF	OPP
Scoring	611	738
Points per game	61.1	73.8
Scoring margin	-12.7	-
Field goals-att	233-583	276-643
Field goal pct	.400	.429
3 point fg-att	65-232	65-215
3-point FG pct	.280	.302
3-pt FG made per game	6.5	6.5
Free throws-att	80-117	121-175
Free throw pct	.684	.691
F-Throws made per game	8.0	12.1
Rebounds	345	391
Rebounds per game	34.5	39.1
Rebounding margin	-4.6	-
Assists	135	127
Assists per game	13.5	12.7
Turnovers	207	160
Turnovers per game	20.7	16.0
Turnover margin	-4.7	-
Assist/turnover ratio	0.7	0.8
Steals	77	120
Steals per game	7.7	12.0
Blocks	32	31
Blocks per game	3.2	3.1
Winning streak	2	-
Home win streak	4	-
Attendance	4679	6998
Home games-Avg/Game	4-1170	6-1166
Neutral site-Avg/Game	-	0-0

Team Results

Date	Opponent		Score	Att.
11/03/2025	at Florida	L	62-96	1183
11/05/2025	Palm Beach Atl.	W	70-67	2639
11/12/2025	at Tulane	L	54-77	852
11/14/2025	at South Alabama	L	46-83	2529
11/20/2025	at Georgia	L	46-92	1544
11/28/2025	Bethune-Cookman	W	61-57	703
11/29/2025	Campbell	W	56-53	636
12/04/2025	at Ga. Southern	L	44-70	656
12/06/2025	at UNC Asheville	W	76-61	234
12/16/2025	Coastal Ga.	W	96-82	701



2025-26 North Florida Women's Basketball
Overall Team Statistics
All games

Page 1/1
as of Dec 17, 2025

Team Statistics

	UNF	OPP
Scoring	611	738
Points per game	61.1	73.8
Scoring margin	-12.7	-
Field goals-att	233-583	276-643
Field goal pct	.400	.429
3 point fg-att	65-232	65-215
3-point FG pct	.280	.302
3-pt FG made per game	6.5	6.5
Free throws-att	80-117	121-175
Free throw pct	.684	.691
F-Throws made per game	8.0	12.1
Rebounds	345	391
Rebounds per game	34.5	39.1
Rebounding margin	-4.6	-
Assists	135	127
Assists per game	13.5	12.7
Turnovers	207	160
Turnovers per game	20.7	16.0
Turnover margin	-4.7	-
Assist/turnover ratio	0.7	0.8
Steals	77	120
Steals per game	7.7	12.0
Blocks	32	31
Blocks per game	3.2	3.1
Winning streak	2	-
Home win streak	4	-
Attendance	4679	6998
Home games-Avg/Game	4-1170	6-1166
Neutral site-Avg/Game	-	0-0

Score by Periods

Team	1st	2nd	3rd	4th	OT	TOT
North Florida	145	148	142	176	0	611
Opponents	162	192	192	192	0	738

2025-26 TEAM GAME-BY-GAME STATISTICS



2025-26 North Florida Women's Basketball

Team Game-by-Game

All games

Page 1/1

as of Dec 17, 2025

			Total		3-Pointers		Free throws		Rebounds											
Opponent	Date	Score	FG-FGA	PCT	3FG-3FGA	PCT	FT-FTA	PCT	OFF	DEF	TOT	AVG	PF	A	TO	BLK	STL	PTS	AVG	
at Florida	11/03/2025	62-96 L	23-53	.434	6-17	.353	10-14	.714	8	20	28	28.0	26	11	31	2	6	62	62.0	
Palm Beach Atl.	11/05/2025	70-67 W	27-63	.429	7-22	.318	9-14	.643	13	25	38	33.0	14	15	10	3	3	70	66.0	
at Tulane	11/12/2025	54-77 L	21-69	.304	6-32	.188	6-9	.667	13	19	32	32.7	15	12	16	8	8	54	62.0	
at South Alabama	11/14/2025	46-83 L	18-55	.327	2-19	.105	8-15	.533	9	19	28	31.5	18	9	20	4	7	46	58.0	
at Georgia	11/20/2025	46-92 L	17-48	.354	5-25	.200	7-8	.875	7	20	27	30.6	16	8	24	2	6	46	55.6	
Bethune-Cookman	11/28/2025	61-57 W	23-54	.426	7-26	.269	8-11	.727	13	20	33	31.0	18	15	20	3	11	61	56.5	
Campbell	11/29/2025	56-53 W	16-46	.348	9-21	.429	15-19	.789	14	26	40	32.3	20	10	24	2	4	56	56.4	
at Ga. Southern	12/04/2025	44-70 L	18-50	.360	6-16	.375	2-3	.667	3	20	23	31.1	15	10	22	2	9	44	54.9	
at UNC Asheville	12/06/2025	76-61 W	29-62	.468	11-30	.367	7-8	.875	18	23	41	32.2	20	18	21	5	9	76	57.2	
Coastal Ga.	12/16/2025	96-82 W	41-83	.494	6-24	.250	8-16	.500	20	35	55	34.5	16	27	19	1	14	96	61.1	
Total		611	233-583	.400	65-232	.280	80-117	.684	118	227	345	34.5	178	135	207	32	77	611	61.1	
Opponents		738	276-643	.429	65-215	.302	121-175	.691	149	242	391	39.1	159	127	160	31	120	738	73.8	

North Florida Averages

Games Played	Points/game	FG Pct	3FG Pct	FT Pct	Rebounds/game	Assists/game	Turnovers/game	Assist/Turnover ratio	Steals/game	Blocks/game
10	61.1	40.0	28.0	68.4	34.5	13.5	20.7	0.7	7.7	3.2

2025-26 GAME-BY-GAME STATISTICS LEADERS

	RESULT	POINTS	REBOUNDS	ASSISTS	STEALS	BLOCKS	MINUTES
at Florida (Nov. 3)	L, 62-96	19 - Waldon	6 - Buzzetti	2 - Waldon, Blatchford, Pierre, Cardwell	2 - Stinson	1 - Verbeeten, Carreno	29 - Pierre
vs. Palm Beach Atlantic (Nov. 5)	W, 70-67	17 - Waldon	6 - Waldon	7 - Waldon	1 - Washington, Pierre, Blatchford	1 - Buzzetti, Stinson, McGill	34 - Waldon
at Tulane (Nov. 12)	L, 54-77	15 - Stinson	8 - Blatchford	7 - Washington, Buzzetti	3 - Pierre	3 - Buzzetti, Verbeeten	36 - Washington
at South Alabama (Nov. 14)	L, 46-83	16 - McGill	5 - Washington, McGill	3 - Blatchford, Washington	2 - Washington, Blatchford	2 - Buzzetti	31 - Washington
at Georgia (Nov. 20)	L, 46-92	10 - Blatchford	4 - Cardwell	3 - Cardwell	2 - Washington	1 - Buzzetti, McGill	25 - Blatchford
vs. Bethune-Cookman (Nov. 28)	W, 61-57	11 - Waldon, Stinson, Knauff	6 - Buzzetti	3 - Waldon, Blatchford	3 - Blatchford	2 - McGill	31 - Washington
vs. Campbell (Nov. 29)	W, 56-53	17 - Waldon	8 - McGill	4 - Washington	3 - Waldon	2 - Buzzetti	34 - McGill, Washington
at Georgia Southern (Dec. 4)	L, 44-70	10 - Blatchford	4 - Buzzetti, Waldon	4 - Washington	3 - Washington	1 - Buzzetti, McGill	31 - Waldon
at UNC Asheville (Dec. 6)	W, 76-61	23 - Stinson	8 - Stinson	4 - Blatchford	2 - Buzzetti, Stinson, Waldon	2 - McGill	32 - Stinson
vs. Coastal Georgia (Dec. 16)	W, 96-82	30 - McGill	9 - Cardwell	6 - Pierre	3 - Blatchford	1 - Stinson	27 - Stinson

2025-26 GAMES LED IN

POINTS	REBOUNDS	ASSISTS	STEALS	BLOCKS	MINUTES
4 (3-1) Waldon	3 (1-2) Buzzetti	3 (2-1) Waldon	4 (1-3) Washington	5 (2-3) Buzzetti	4 (2-2) Washington
3 (2-1) Stinson	2 (1-1) Waldon	4 (1-3) Washington	4 (3-1) Blatchford	1 (0-1) Verbeeten	1 (0-1) Pierre
2 (1-1) McGill	1 (0-1) Blatchford	4 (2-2) Blatchford	2 (1-1) Stinson	1 (0-1) Carreno	2 (1-1) Waldon
2 (0-2) Blatchford	1 (0-1) Washington	2 (1-1) Pierre	1 (1-0) Pierre	2 (2-0) Stinson	1 (0-1) Blatchford
1 (1-0) Knauff	2 (1-1) McGill	2 (0-2) Cardwell	2 (2-0) Waldon	4 (3-1) McGill	1 (1-0) McGill
	2 (1-1) Cardwell	1 (0-1) Buzzetti	1 (1-0) Buzzetti		2 (2-0) Stinson
	1 (1-0) Stinson				

2025-26 LEAD BREAKDOWNS

	FIRST HALF			SECOND HALF/OT			FINAL			LARGEST		LEAD CHANGES	TIMES TIED	TIME		BEST RUN
	UNF	OPP	MAR	UNF	OPP	MAR	UNF	OPP	MAR	LEAD	DEFICIT			LED	TRAILED	
at Florida (Nov. 3)	27	47	-20	35	49	-14	62	96	-34	5 (1st, 6:52)	42 (4th, 3:35)	2	2	4:52	34:21	8 (3rd, 6:06)
vs. Palm Beach Atlantic (Nov. 5)	33	31	+2	37	36	+1	70	67	+3	5 (3rd, 9:18)	12 (1st, 3:12)	7	6	10:35	25:17	11 (2nd, 5:40)
at Tulane (Nov. 12)	31	36	-5	23	41	-18	54	77	-23	6 (1st, 0:37)	23 (4th, 0:15)	5	4	6:32	28:04	7 (1st, 4:16)
at South Alabama (Nov. 14)	24	42	-18	22	41	-19	46	83	-37	2 (1st, 7:23)	39 (4th, 7:14)	2	1	1:15	37:47	8 (4th, 5:18)
at Georgia (Nov. 20)	19	44	-25	27	48	-21	46	92	-46		49 (4th, 5:27)	0	0		39:48	8 (4th, 3:33)
vs. Bethune-Cookman (Nov. 28)	32	28	+4	29	29		61	57	+4	14 (2nd, 6:16)		0	0	39:32		6 (2nd, 6:16)
vs. Campbell (Nov. 29)	27	27		29	26	+3	56	53	+3	9 (2nd, 8:54)	7 (4th, 3:44)	8	6	31:25	5:31	9 (4th, 0:11)
at Georgia Southern (Dec. 4)	18	38	-20	26	32	-6	44	70	-26	2 (1st, 7:44)	26, (4th, 1:50)	1	2	00:41	34:22	5 (4th, 5:50)
at UNC Asheville (Dec. 6)	36	24	+12	40	37	+3	76	61	+15	21 (4th, 5:42)	8 (1st, 5:15)	5	2	29:18	7:56	12 (1st, 0:58)
vs. Coastal Georgia (Dec. 16)	46	37	+9	50	45	+5	96	82	+14	25 (4th, 8:58)		0	0		38:13	14 (3rd, 1:54)

2025-26 STARTING LINEUP BREAKDOWNS

STARTING LINEUPS BY GAME

at Florida (Nov. 3)	Waldon	Stinson	Blatchford	Pierre	Buzzetti
vs. Palm Beach Atlantic (Nov. 5)	Waldon	Stinson	Washington	Pierre	Buzzetti
at Tulane (Nov. 12)	Stinson	Washington	Blatchford	Pierre	Buzzetti
at South Alabama (Nov. 14)	Stinson	Washington	Blatchford	Pierre	Buzzetti
at Georgia (Nov. 20)	Stinson	Washington	Blatchford	Buzzetti	McGill
vs. Bethune-Cookman (Nov. 28)	Waldon	Washington	Blatchford	Buzzetti	McGill
vs. Campbell (Nov. 29)	Waldon	Washington	Blatchford	Buzzetti	McGill
at Georgia Southern (Dec. 4)	Waldon	Washington	Blatchford	Buzzetti	McGill
at UNC Asheville (Dec. 6)	Stinson	Washington	Blatchford	Buzzetti	McGill
vs. Coastal Georgia (Dec. 16)	Stinson	Washington	Blatchford	Buzzetti	McGill

STARTING LINEUPS WIN/LOSS

0-1	Waldon	Stinson	Blatchford	Pierre	Buzzetti
1-0	Waldon	Stinson	Washington	Pierre	Buzzetti
0-2	Stinson	Washington	Blatchford	Pierre	Buzzetti
2-1	Stinson	Washington	Blatchford	Buzzetti	McGill
2-1	Waldon	Washington	Blatchford	Buzzetti	McGill

STARTERS/BENCH POINTS PRODUCTION

	NORTH FLORIDA		OPPONENT	
	STARTERS	BENCH	STARTERS	BENCH
at Florida (Nov. 3)	31	31	80	16
vs. Palm Beach Atlantic (Nov. 5)	51	19	59	8
at Tulane (Nov. 12)	35	19	46	31
at South Alabama (Nov. 14)	24	22	44	39
at Georgia (Nov. 20)	25	21	65	27
vs. Bethune-Cookman (Nov. 28)	39	22	32	25
vs. Campbell (Nov. 29)	49	7	39	22
at Georgia Southern (Dec. 4)	27	17	38	32
at UNC Asheville (Dec. 6)	56	20	51	10
vs. Coastal Georgia (Dec. 16)	60	36	42	40

TOTALS	397	214	496	250
AVERAGES	39.7	21.4	49.6	25

2025-26 SPECIALTY SCORING STATISTICS

	TURNOVERS			PAINT			SECOND CHANCE			FAST BREAKS			BENCH		
	UNF	OPP	MAR	UNF	OPP	MAR	UNF	OPP	MAR	UNF	OPP	MAR	UNF	OPP	MAR
at Florida (Nov. 3)	19	44	-25	32	56	-24	8	16	-8	6	35	-29	31	16	+15
Palm Beach Atlantic (Nov. 5)	10	7	+3	38	26	+12	9	16	-7	13	2	+11	19	8	+11
at Tulane (Nov. 12)	15	22	-7	30	44	-14	7	23	-16	5	10	-5	19	31	-11
at South Alabama (Nov. 14)	17	27	-10	32	34	-2	9	11	-2	7	19	-12	22	39	-17
at Georgia (Nov. 20)	11	33	-22	18	42	-24	0	22	-22	5	20	-15	21	27	-6
vs. Bethune-Cookman (Nov. 28)	15	18	-3	32	26	+6	7	18	-11	2	8	+6	22	25	-3
vs. Campbell (Nov. 29)	9	23	-14	12	32	-20	10	6	+4	5	14	-9	7	10	-3
at Georgia Southern (Dec. 4)	10	32	-22	18	42	-24	0	14	-14	2	20	-18	17	21	-4
at UNC Asheville (Dec. 6)	22	28	-6	36	34	+2	12	4	+8	15	11	+4	20	10	+10
vs. Coastal Georgia (Dec. 16)	20	23	-3	68	32	+36	17	8	+9	23	21	+2	36	40	-4
TOTALS	148	257	-109	316	368	-52	79	138	-59	83	160	-65	214	227	-12
AVERAGES	14.8	25.7		21.6	36.8		7.9	13.8		8.3	16		21.4	22.7	
W/L/T IN EACH STAT	1 (1-0) / 9 (4-5) / 0			3 (3-0) / 7 (2-5) / 0			3 (3-0) / 7 (2-5) / 0			4 (4-0) / 6 (2-4) / 0			3 (2-1) / 7 (3-4) / 0		

NORTH FLORIDA OSPREYS WOMEN'S BASKETBALL

2025-26 BOX SCORES

1

NORTH FLORIDA 62, FLORIDA 96

Nov. 3, 2025 | Gainesville, Fla. | Exactech Arena at Stephen C. O'Connell Center



Official Basketball Box Score - Final
North Florida at Florida
11/03/25 Exactech Arena at Stephen C. O'Connell Center, Gainesville
2025-26 Women's Basketball

Game Time: 7:00 PM
Game Duration: 1:57
Attendance: 1,183

Officials: Brian Garland, Meadow Overstreet, Demoya Pugh

North Florida - 62

Record: 0-1

NO. Name	Min	FG	3P	FT	Rebounds	Fouls	TP	AS	TO	ST	Blocks	+/
M-A	M-A	M-A	M-A	OR DR TOT	PF FD						BS BA	
20 Georgi Buzzetti	F 19:06	0-1	0-0	1-2	3 3 6	3 3	1	0	1	1	0	-12
1 Jamisyn Stinson	G 27:41	3-7	0-3	0-1	1 2 3	1 3	6	1	1	2	0	-28
4 Alonya Waldon	G 16:29	6-9	2-3	5-5	0 0 0	3 7	19	2	6	0	0	-14
23 Elle Blatchford	G 16:14	0-2	0-2	0-0	2 2 2	1 0	0	2	3	0	0	-17
24 Karyzma Pierre	G 28:51	2-5	0-0	1-2	0 4 4	3 1	5	2	5	1	0	-16
30 Dezuray McGill	G 07:49	1-1	0-0	0-0	1 2 4	0 0	2	0	0	0	0	-10
3 Soraya Ogaldiez	13:40	4-7	0-0	3-4	0 0 0	2 3	11	1	3	0	0	-5
14 Abby Knauff	15:51	2-4	0-1	0-0	0 0 0	1 0	4	0	2	0	0	-13
8 Megan Verbeeten	19:24	3-8	2-3	0-0	0 0 0	2 1	8	1	3	1	1	-31
35 Nicole Carreno	14:36	0-5	0-2	0-0	1 4 5	2 0	0	0	2	0	1	-14
0 Jamison Cardwell	15:11	2-4	2-3	0-0	0 0 0	2 0	6	2	4	1	0	-14
2 Claire Davis	05:08	0-0	0-0	0-0	0 0 0	2 0	0	0	0	0	0	-6
Team					2 4 6	0	0	1				
Totals		23-53	6-17	10-14	8 20 28	26 18	62	11	31	6	2	3

Major Fouls: NONE

Florida - 96

Record: 1-0

NO. Name	Min	FG	3P	FT	Rebounds	Fouls	TP	AS	TO	ST	Blocks	+/
M-A	M-A	M-A	M-A	OR DR TOT	PF FD						BS BA	
8 M'Arrah O'Neal	F 23:06	3-5	1-2	7-9	4 7 11	2 6	14	0	2	2	0	37
9 Alexia Dizako	F 11:35	3-5	1-3	0-0	1 0 1	4 1	7	2	1	3	0	11
14 Caterina Piatti	C 25:47	6-7	0-1	2-3	0 2 2	3 14	0	2	1	0	0	11
13 Laila Reynolds	G 34:54	7-14	0-3	5-7	2 1 3	2 6	19	0	1	6	1	33
23 Liv McGill	G 38:51	11-21	2-6	2-2	7 9 1	3 3	26	9	6	5	0	1
21 Gift Ezekial	12:06	1-1	0-0	2-4	0 2 2	1 3	4	0	4	0	0	-3
0 Sarah Deng	11:42	0-1	0-0	0-0	0 0 0	1 0	0	0	0	0	0	1
2 Nyadieng Yiech	19:01	3-5	1-2	3-3	1 3 4	0 3	10	0	1	1	0	23
4 K'Nisha Godfrey	11:20	1-2	0-0	0-0	0 1 1	3 0	2	2	0	1	0	5
7 Emilija Dakic	11:38	0-4	0-4	0-0	2 0 2	2 1	0	2	0	2	0	0
Team					1 2 3	0	0	0				
Totals		35-65	5-21	21-28	13 25 38	18 26	96	15	17	19	3	2

Major Fouls: NONE

	UNF	FLA
Biggest lead	5 (1 st 6:52)	42 (4 th 3:35)
Best Scoring Run	8 (3 rd 6:06)	14 (2 nd 3:13)
Lead Changes	2	
Times Tied	2	
Time with Lead	04:52	34:21

Points from	UNF	FLA
Turnovers	19	44
Paint	32	56
Second Chance	8	16
Fast Breaks	6	35
Bench	31	16

Period by Period Scoring					
	1st	2nd	3rd	4th	TOT
UNF	12	15	19	16	62
FLA	18	29	32	17	96

Shooting By Period		
FG%	6-14	42.9%
3PT%	0-4	0.0%
FT%	6-7	85.7%
FG%	10-15	66.7%
3PT%	3-5	60.0%
FT%	6-8	75%
FG%	14-24	58.3%
3PT%	1-8	12.5%
FT%	3-3	100%
FG%	5-12	41.7%
3PT%	1-4	25.0%
FT%	6-10	60%
FG%	35-65	53.8%
3PT%	5-21	23.8%
FT%	21-28	75.0%

Dead Ball Rebounds: 4

Dead Ball Rebounds: 4, 0

2

NORTH FLORIDA 70, PALM BEACH ATLANTIC 67

Nov. 5, 2025 | Jacksonville, Fla. | UNF Arena



Official Basketball Box Score - Final
Palm Beach Atl. at North Florida
11/05/25 UNF Arena, Jacksonville, Fla.
North Florida vs. Palm Beach Atlantic

Game Time: 11:00 AM
Game Duration: 2:01
Attendance: 2,639

Officials: Morgan Taylor, Christian Cnnon, Nicholas Bullocks

Palm Beach Atl. - 67

Record: 0-0

NO. Name	Min	FG	3P	FT	Rebounds	Fouls	TP	AS	TO	ST	Blocks	+/
M-A	M-A	M-A	M-A	OR DR TOT	PF FD						BS BA	
1 KB Hadley	G 26:10	3-9	1-2	1-2	2 3 5	5 1	8	5	2	1	0	1
2 Darrin Whitley	G 34:10	7-12	2-6	1-4	2 6 8	2 4	17	1	2	2	1	0
13 Anabel Ellison	G 31:43	5-10	3-8	0-0	1 5 6	4 3	13	4	2	1	0	4
21 Maren McCallister	G 30:55	2-5	0-2	0-0	3 3 6	3 0	4	1	1	0	0	-1
22 Brejla Schuler	G 35:30	6-16	1-3	4-6	1 3 4	0 4	17	3	2	0	0	1
4 Khaila Woodley	G 21:57	2-6	1-3	0-0	0 1 1	4 1	5	0	0	0	0	-13
22 Maddie Walhoff	19:35	1-4	1-4	0-0	0 2 2	0 1	3	0	1	0	1	0
Team					4 3 7	0	0	1				
Totals		26-62	9-28	6-12	13 26 39	18 14	67	14	13	5	3	3

Major Fouls: NONE

Shooting By Period		
1 st FG%	8-17	47.1%
3PT%	2-5	40.0%
FT%	1-3	33.3%
2 nd FG%	5-16	31.3%
3PT%	2-11	18.2%
FT%	0-0	0%
3 rd FG%	8-19	42.1%
3PT%	4-7	57.1%
FT%	1-2	50%
4 th FG%	5-10	50.0%
3PT%	1-5	20.0%
FT%	4-7	57.1%
GM FG%	26-62	41.9%
3PT%	9-28	32.1%
FT%	6-12	50.0%

Dead Ball Rebounds: 4, 0

North Florida - 70

Record: 1-1

NO. Name	Min	FG	3P	FT	Rebounds	Fouls	TP	AS	TO	ST	Blocks	+/
M-A	M-A	M-A	M-A	OR DR TOT	PF FD						BS BA	
20 Georgi Buzzetti	F 11:08	2-4	0-0	0-0	0 1 1	0 1	4	1	0	0	1	0
1 Jamisyn Stinson	G 29:21	6-14	3-7	0-1	2 3 5	3 3	15	0	0	0	1	1
4 Alonya Waldon	G 34:28	5-10	0-2	7-9	1 5 6	3 9	17	7	3	0	0	1
22 Alexa Washington	G 27:07	2-9	1-4	0-0	1 2 3	0 0	5	4	2	1	0	-7
24 Karyzma Pierre	G 29:04	4-5	0-0	2-4	1 4 5	0 0	3	10	3	0	1	0
30 Dezuray McGill	10:04	3-5	0-0	0-0	1 1 2	1 0	6	0	0	0	1	-3
0 Jamison Cardwell	07:34	1-4	0-2	0-0	1 1 1	0 0	2	0	0	0	0	-4
8 Megan Verbeeten	19:09	2-5	1-2	0-0	1 2 3	3 1	5	0	2	0	0	6
14 Abby Knauff	07:08	1-1	1-1	0-0	0 0 0	0 2	3	0	0	0	0	5
23 Elle Blatchford	15:11	1-3	1-3	0-0	2 0 2	2 1	3	0	0	1	0	0
3 Soraya Ogaldiez	05:51	0-1	0-0	0-0	1 1 0	1 0	0	0	1	0	0	-2
35 Nicole Carreno	03:55	0-2	0-1	0-0	1 1 2	0 0	0	0	1	0	0	0
Team					3 5 8	0	0	1				
Totals		27-63	7-22	9-14	13 25 38	14 18	70	15	10	3	3	3

Major Fouls: NONE

Shooting By Period		
1 st	FG%	2-14 14.3%
	3PT%	0-4 0.0%
	FT%	5-7 71.4%
2 nd	FG%	11-20 55.0%
	3PT%	2-4 50.0%
	FT%	0-0 0%
3 rd	FG%	5-14 35.7%
	3PT%	3-8 37.5%
	FT%	1-2 50%
4 th	FG%	9-15 60.0%
	3PT%	2-6 33.3%
	FT%	3-5 60%
GM	FG%	27-63 42.9%
	3PT%	7-22 31.8%
	FT%	9-14 64.3%
Dead Ball Rebounds: 2.0		

Dead Ball Rebounds: 2, 0

	PBA	UNF
Biggest lead	12 (1 st 3:12)	5 (3 rd 9:18)
Best Scoring Run	9 (3 rd 7:24)	11 (2 nd 5:40)
Lead Changes	7	
Times Tied	6	
Time with Lead	25:17	10:35

Points from	PBA	UNF
Turnovers	7	10
Paint	26	38
Second Chance	16	9
Fast Breaks	2	13
Bench	8	19

Period by Period Scoring					
	1st	2nd	3rd	4th	TOT
PBA	19	12	21	15	67
UNF	9	24	14	23	70

3

NORTH FLORIDA 54, TULANE 77

Nov. 12, 2025 | New Orleans, La. | Avron B. Fogelman Arena



Official Basketball Box Score - Final
North Florida at Tulane
11/12/25 Avron B. Fogelman Arena in Devin Fieldhouse, New Orleans, LA
2025-26 Women's Basketball

Game Time: 11:00 AM
Game Duration: 1:53
Attendance: 652

Officials: Ashley Gloss, Sarah Fleming, Ashley Birch

North Florida - 54

Record: 1-2

NO. Name	Min	FG	3P	FT	Rebounds	Fouls	TP	AS	TO	ST	Blocks	+/
M-A	M-A	M-A	M-A	OR DR TOT	PF FD						BS BA	
20 Georgi Buzzetti	F 31:05	4-8	0-2	0-0	2 2 4	2 2	8	3	1	0	3	-18
1 Jamisyn Stinson	G 31:49	6-18	3-13	0-0	1 2 3	2 0	15	1	2	1	0	-19
22 Alexa Washington	G 36:00	3-11	1-5	4-6	1 4 2	2 7	11	3	3	1	0	-20
23 Elle Blatchford	G 21:00	0-5	0-2	1-2	4 4 8	2 1	1	1	5	1	0	-17
24 Karyzma Pierre	G 20:52	0-4	0-1	0-0	1 5 6	2 1	0	2	3	1	0	-16
14 Abby Knauff	09:05	1-3	0-2	0-0	0 0 0	0 0	2	1	1	1	0	-8
2 Claire Davis	12:07	2-5	1-3	0-0	1 1 2	1 0	5	0	0	0	0	1
8 Megan Verbeeten	19:51	3-8	1-3	0-0	2 2 4	0 0	7	1	0	1	3	-4
30 Dezuray McGill	08:45	2-5	0-0	1-1	0 1 1	3 1	5	0	1	0	0	-5
35 Nicole Carreno	07:43	0-2	0-1	0-0	1 1 1	1 0	0	0	0	0	1	-8
0 Jamison Cardwell	01:45	0-0	0-0	0-0	1 0 1	0 0	0	0	0	0	0	-1
Team					0 0 0	0	0	0				
Totals		21-69	6-32	6-9	13 19 32	15 12	54	12	16	8	8	6

Major Fouls: NONE

Tulane - 77

Record: 2-1

NO. Name		Min	FG M-A	3P M-A	FT M-A	Rebounds OR DR TOT	Fouls PF FD	TP	AS	TO	ST	Blocks BS BA	+/-
23 Amira Mabry	F	20:35	3-7	1-1	2-2	5 3 8	2 1	9	3	0	1	1	16
9 Kendall Sneed	G	22:13	2-6	0-1	2-2	4 2 6	2 1	6	2	2	1	0	12
11 Jayda Brown	G	17:51	2-5	0-0	2-2	1 5 6	2 2	6	0	1	0	2	13
21 Kanija Daniel	G	26:25	8-18	3-8	1-2	1 4 5	0 1	20	0	1	3	1	18
3 Sadie Shores	G	20:56	2-6	0-1	1-3	2 2 4	2 3	5	2	3	2	0	17
2 Tamiyah Robinson	F	17:17	1-6	0-1	1-3	2 3 5	0 1	2	2	2	1	0	5
8 Mecalini Marshall	F	19:05	1-11	0-5	0-0	3 1 4	2 1	2	1	1	1	1	9
22 Dyllan Hanna	F	23:12	0-0	0-1	5 2 7	1 1	14	0	2	0	0	2	7
0 Jordyn Weaver	F	20:18	2-4	0-0	1-2	1 8 9	0 3	5	1	2	2	0	19
1 Kaylia Hampton	F	11:03	3-5	1-3	0-0	1 1 2	0 7	0	0	0	0	0	5
24 Shiloh Kimpson	F	03:02	0-0	0-0	0-0	2 2 2	0 0	0	0	0	0	0	3
32 Madison Gordon	F	01:45	0-0	0-0	1-2	0 0 0	1 1	1	0	0	0	0	1
Team						0 0 0							
Totals			31-79	5-20	10-16	25 33 58	12 15	77	12	15	12	6 8	23

NORTH FLORIDA OSPREYS WOMEN'S BASKETBALL

2025-26 BOX SCORES

5

NORTH FLORIDA 46, GEORGIA 92

Nov. 20, 2025 | Athens, Ga. | Stegemen Coliseum



6

NORTH FLORIDA 61, BETHUNE COOKMAN 57

Nov. 28, 2025 | Jacksonville, Fla. | UNF Arena

Official Basketball Box Score - Final
North Florida at Georgia
11/20/25 Stegemen Coliseum, Athens
2025-26 Women's BasketballGame Time: 6:30 PM
Game Duration: 1:48
Attendance: 1,544

Officials: Natasha Camy, Sarah Williams, Sal Echo

North Florida - 46

Record: 0-1

NO.	Name		Min	FG M-A	3P M-A	FT M-A	Rebounds OR DR	Fouls PF TT	TP	AS	TO	ST	Blocks BS BA	+/-				
20	Georgi Buzzetti	F	18:46	0-1	0-0	2-2	0	2	2	1	0	0	1	0	-21			
30	Dezuray McGill	F	15:34	3-7	1-3	0-0	0	2	2	5	1	7	0	5	0	-18		
1	Jamisyn Stinson	G	20:53	1-8	0-5	0-0	2	0	2	2	0	2	1	1	0	-42		
22	Alexa Washington	G	21:44	3-6	0-2	0-0	0	1	1	1	0	6	1	5	2	0	-45	
23	Elle Blatchford	G	24:31	3-4	2-2	2-2	0	1	1	0	1	10	1	0	0	0	-37	
24	Karyzma Pierre	F	16:54	1-3	0-1	0-0	0	3	3	1	0	2	0	2	1	0	-12	
35	Nicole Carreno	F	22:26	3-10	1-8	0-0	1	1	1	3	1	7	0	0	0	0	-31	
4	Alonya Waldon	F	13:43	1-4	0-1	3-4	0	3	3	0	3	5	1	3	1	0	-1	
3	Soraya Ogaldex	F	14:22	1-3	0-1	0-0	0	3	3	1	0	2	1	5	0	0	-11	
34	Jordan Brooks	F	03:22	0-1	0-0	0-0	0	0	0	0	0	0	0	0	0	0	-2	
14	Abby Knauff	F	11:56	0-0	0-0	2-2	0	1	1	0	1	2	0	1	0	0	-2	
0	Jamison Cardwell	F	15:49	1-1	1-1	0-0	1	3	4	1	1	3	3	2	0	0	-8	
Team							2	2	4	0	0	0	0	0				
Totals				17-48	5-25	7-8	7	20	27	16	9	46	8	24	6	2	1	-46

Major Fouls: McGill (F) 4th 3:02

Georgia - 92

Record: 1-0

NO. Name		Min	FG M-A	3P M-A	FT M-A	Rebounds OR DR TOT	Fouls PF FD	TP	AS	TO	ST	Blocks BS	+/
33 Mia Woolfolk	F	20:11	5-9	0-0	3-3	3 1 4	1 4	13	3	0	3	0	32
22 Vera Ojenuwa	C	16:21	3-4	0-0	4-4	3 4 7	1 3	10	0	1	1	0	34
0 Trinity Turner	G	29:05	5-8	1-2	1-2	2 1 3	0 1	12	7	0	4	0	38
3 Dani Carnegie	G	25:50	7-11	6-8	2-2	0 6 6	0 2	22	4	3	1	0	38
14 Rylie Theuerkauf	G	21:05	3-9	1-6	1-2	0 1 1	1 8	1	1	1	1	0	36
2 Savannah Henderson		22:00	1-7	1-7	1-2	1 2 3	0 0	4	1	1	1	0	8
8 Zhen Craft		08:08	2-3	0-0	3-4	2 1 3	1 3	7	0	3	1	0	4
11 Enjulia Gonzalez		23:45	1-4	0-0	0-1	2 3 0	0 0	2	3	2	4	0	12
1 Mijah Verse		10:12	2-3	0-0	2-2	1 1 2	3 1	6	0	0	1	0	13
1 Jocelyn Faison		13:48	1-4	0-0	0-0	0 1 1	1 0	2	1	0	0	0	12
21 Aicha Ndour		09:36	3-5	0-0	0-0	1 1 2	2 0	6	0	1	0	1	1
Team						1 3 4	0 0	0	0	0			
Totals			33-67	9-23	17-21	15 24 39	9 15	92	20	12	17	1	2 46

Major Fouls: NONE

	UNF	UGA
Biggest lead	0 (1 st 10:00)	49 (4 th 5:27)
Best Scoring Run	8 (4 th 3:33)	14 (4 th 5:27)
Lead Changes	0	
Times Tied	0	
Time with Lead	00:00	39:48

Points from	UNF	UGA
Turnovers	11	33
Paint	18	42
Second Chance	0	22
Fast Breaks	5	20
Bench	21	27

Period by Period Scoring					
	1st	2nd	3rd	4th	TOT
UNF	15	4	8	19	46
UGA	29	15	22	26	92

Shooting By Period
1 st FG% 12-16 75.0%
3PT% 3-7 42.9%
FT% 2-2 100%
2 nd FG% 6-13 46.2%
3PT% 1-3 33.3%
FT% 2-3 66.7%
3 rd FG% 6-20 30.0%
3PT% 3-7 42.9%
FT% 7-9 77.8%
4 th FG% 9-18 50.0%
3PT% 2-6 33.3%
FT% 6-7 85.7%
GM FG% 33-67 49.3%
3PT% 9-23 39.1%
FT% 17-21 81.0%

Dead Ball Rebounds: 2, 0

Official Basketball Box Score - Final
Bethune-Cookman at North Florida
11/28/25 UNF Arena, Jacksonville, Fla.
North Florida vs Bethune-CookmanGame Time: 1:30 PM
Game Duration: 2:09
Attendance: 703

Officials: Victoria Francis, Daniel Drake, Jasmyne Fox

Bethune-Cookman - 57

Record: 1-5

No.	Name	Min	FG	3P	FT	Rebounds		Fouls	TP	AS	TO	ST	Blocks	BS	BA	+/-		
			M-A	M-A	M-A	OR	DR	TOT	PF	FD								
15	Tyler Butler	F 20:35	4-4	0-0	1-2	1	1	2	3	2	9	0	0	1	0	0	-11	
25	Sanai Tyler	F 25:37	2-7	0-0	1-5	5	2	7	1	5	5	0	0	0	0	0	-5	
0	Daimoni Dorsey	G 21:40	2-7	0-0	0-0	2	3	5	3	1	4	1	1	1	0	0	4	
11	Alexandria Johnson	G 20:12	4-7	2-3	2-2	1	0	1	0	2	12	1	2	2	0	0	1	
23	Madison Holden	G 25:22	1-7	0-2	0-0	0	0	0	0	2	2	3	2	1	1	1	-2	
3	Jordan Brooks	30:57	4-14	3-7	0-0	1	1	2	3	1	11	0	4	3	0	1	2	
12	Chanelle McDonald	22:49	5-10	0-0	2-3	5	4	9	1	3	12	2	2	1	0	1	3	
21	Shomari Phillips	13:19	0-0	0-0	0-0	0	0	0	0	0	0	0	2	0	0	0	-5	
28	Dariaisa Pitts	07:57	0-2	0-0	0-0	1	2	3	1	1	1	0	1	2	1	0	0	
30	Kaliyn Peters	08:05	0-2	0-0	2-2	0	0	0	0	1	2	0	1	0	1	0	-11	
2	Jade Parks	03:02	0-0	0-0	0-0	0	0	0	0	0	0	0	1	0	0	0	4	
5	Janessa Kelley	00:26	0-1	0-0	0-0	0	0	0	0	0	0	0	0	0	0	0	-1	
Team						4	4	8	0	0	0	1						
Totals				22-61	5-12	8-14	20	17	37	12	18	57	8	18	10	2	3	-4

Major Fouls: NONE

North Florida - 61

Record: 2-4

No.	Name		Min	FG	3P	FT	Rebounds	Fouls	TP	AS	TO	ST	Blocks	4+				
				M-A	M-A	M-A	OR	DR	TOT	PF	FD		BS	BA				
20	Georgi Buzzetti	F	28:28	0-2	0-0	0-0	0	6	6	4	0	2	0	1	0	-3		
30	Dezuray McGill	F	24:51	5-7	0-0	0-0	1	2	3	4	1	10	1	2	2	0	18	
4	Alonya Waldon	G	19:16	4-7	1-3	2-3	0	2	2	0	5	11	3	7	2	0	0	4
22	Alexa Washington	G	30:42	3-11	2-6	1-2	1	0	1	3	2	9	2	3	0	0	1	1
23	Elle Blatchford	G	29:46	4-8	1-4	0-0	4	2	6	2	0	9	3	2	3	0	0	11
24	Karyzma Pierre		13:45	0-2	0-0	0-0	1	1	2	0	0	0	2	0	0	0	0	1
1	Jamisyn Stinson		19:04	4-9	2-7	1-1	1	1	2	2	1	11	0	1	0	0	1	-5
0	Jamison Cardwell		03:27	0-2	0-1	0-0	1	0	1	1	0	0	0	0	0	0	0	0
14	Abby Knauff		14:40	3-4	1-2	4-5	1	2	3	0	3	11	1	2	1	0	0	-5
2	Claire Davis		02:58	0-1	0-0	0-0	1	0	1	0	0	0	0	0	0	0	0	-3
35	Nicole Carreno		05:33	0-1	0-1	0-0	0	0	0	1	0	0	1	1	1	0	0	2
3	Soraya Ogaldex		07:31	0-0	0-0	0-0	0	1	1	0	0	0	0	1	1	0	0	4
Team							2	3	5	0	0	2						
Totals				23-54	7-26	8-11	13	20	33	18	12	61	15	20	11	3	2	4

Major Fouls: NONE

	BCU	UNF
Biggest lead	0 (1 st 10:00)	14 (2 nd 6:16)
Best Scoring Run	6 (2 nd 4:59)	6 (2 nd 6:16)
Lead Changes	0	
Times Tied	0	
Time with Lead	00:00	39:32

Points from	BCU	UNF
Turnovers	18	15
Paint	26	32
Second Chance	18	7
Fast Breaks	2	8
Bench	25	22

Period by Period Scoring					
	1st	2nd	3rd	4th	TOT
BCU	9	19	12	17	57
UNF	16	16	15	14	61

Shooting By Period
1 st FG% 7-17 41.2%
3PT% 1-9 11.1%
FT% 1-2 50%
2 nd FG% 6-14 42.9%
3PT% 3-7 42.9%
FT% 1-1 100%
3 rd FG% 6-12 50.0%
3PT% 2-5 40.0%
FT% 1-1 100%
4 th FG% 4-11 36.4%
3PT% 1-5 20.0%
FT% 5-7 71.4%
GM FG% 23-54 42.6%
3PT% 7-26 26.9%
FT% 8-11 72.7%

Dead Ball Rebounds: 3, 1

7

NORTH FLORIDA 56, CAMPBELL 53

Nov. 29, 2025 | Jacksonville, Fla. | UNF Arena



8

NORTH FLORIDA 44, GEORGIA SOUTHERN 70

Dec. 4, 2025 | Statesboro, Ga. | Jack and Ruth Ann Hill Convocation Center

Official Basketball Box Score - Final
Campbell at North Florida
11/29/25 UNF Arena, Jacksonville, Fla.
North Florida vs CampbellGame Time: 1:30 PM
Game Duration: 2:25
Attendance: 638

Officials: Daniel Drake, Victoria Francis, Alexis Burton

Campbell - 53

Record: 4-5

NO.	Name	Min	FG M-A	3P M-A	FT M-A	Rebounds OR DR TOT	Fouls PF FD	TP	AS	TO	ST	Blocks BS BA	+/-							
11	Olivia Tucker	G 32:07	1-8	0-5	0-0	0 3 3	1 1	2	0	1	2	0 0	-9							
12	Hadleigh Dill	G 24:19	2-6	0-4	0-0	2 1 3	2 0	4	0	2	0	0 0	-11							
20	Jasmine Nivar	G 20:34	2-8	0-2	0-1	2 2 4	5 4	4	2	1	2	1 0	0							
23	Jasmine Felton	G 38:12	7-17	2-9	2-2	3 2 5	1 1	18	0	1	1	4 0	-3							
32	Ciara Alexander	G 25:06	5-8	0-0	5-8	1 3 4	2 8	15	0	3	1	0 0	-7							
22	Gianni Boone	19:07	0-2	0-0	0-0	1 0 1	3 0	0	1	1	0	0 1	4							
1	Ashleigh Battle	25:42	0-3	0-1	6-7	0 1 1	2 4	6	2	0	2	0 0	7							
10	N'nia Konate	14:54	1-3	0-0	2-2	0 2 2	3 2	4	1	2	1	3 1	4							
Team						1 0 1	0 0	0	0	0										
Totals						18-55	2-21	15-20	10	14	24	19	20	53	6	11	9	8	2	-3
Major Fouls: NONE																				

2025-26 BOX SCORES

9

NORTH FLORIDA 76, UNC ASHEVILLE 61
Dec. 6, 2025 | Asheville, N.C. | Kimmel Arena



Game Time: 6:00 PM
Game Duration: 1:42
Attendance: 656



Official Basketball Box Score - Final
North Florida at Georgia Southern
12/04/25 Jack and Ruth Ann Hill Convocation Center, Statesboro
2025-26 Women's Basketball

Officials: Maria Gearhart, Keisha Brown, Ryan Durham

North Florida - 44

Record: 3-5

NO. Name	Min	FG	3P	FT	Rebounds	Fouls	TP	AS	TO	ST	Blocks	+/-
		M-A	M-A	M-A	OR DR TOT	PF FD					BS BA	
20 Georgi Buzzetti	F 21:10	1-3	0-0	0-0	2 2 4	3 0	2	1	2	1	1 0	-12
30 Dezuray McGill	F 27:40	3-10	0-0	2-2	0 3 3	2 2	8	1	2	2	1 0	-8
4 Alonya Waldon	G 30:54	1-6	0-0	0-0	0 4 4	1 5	2	1	5	2	0 1	-25
22 Alexa Washington	G 26:32	2-4	1-1	0-0	0 2 2	3 2	5	4	4	3	0 0	-15
23 Elle Blatchford	G 23:33	4-8	2-4	0-0	0 1 1	0 3	10	1	3	0	0 0	-24
24 Karyzma Pierre	11:13	1-4	0-1	0-1	0 1 1	1 1	2	0	2	0	0 0	-7
1 Jamisyn Stinson	22:05	3-7	2-5	0-0	1 1 2	1 0	8	0	0	1	0 0	-4
14 Abby Knauff	12:34	0-1	0-0	0 0	0 0 0	1 0	2	0	0	0	0 0	-1
0 Jamison Cardwell	20:07	2-5	1-3	0-0	0 3 3	2 0	5	0	3	0	0 0	-25
35 Nicole Carreno	04:12	1-2	0-1	0-0	0 1 1	1 0	2	0	0	0	0 0	-9
Team					0 2 2	0	0	1				
Totals		18-50	6-16	2-3	3 20 23	15 13	44	10	22	9	2 1	-26

Major Fouls: NONE

Shooting By Period		
1 st FG%	3-12	25.0%
3PT%	2-4	50.0%
FT%	0-0	0%
2 nd FG%	4-11	36.4%
3PT%	0-3	0.0%
FT%	2-2	100%
3 rd FG%	6-12	50.0%
3PT%	3-6	50.0%
FT%	0-0	0%
4 th FG%	5-15	33.3%
3PT%	1-3	33.3%
FT%	0-1	0%
GM FG%	18-50	36.0%
3PT%	6-16	37.5%
FT%	2-3	66.7%

Dead Ball Rebounds: 0, 0

Georgia Southern - 70

Record: 5-3

NO. Name	Min	FG	3P	FT	Rebounds	Fouls	TP	AS	TO	ST	Blocks	+/-
		M-A	M-A	M-A	OR DR TOT	PF FD					BS BA	
30 McKenna Eddings	F 29:01	4-10	3-6	2-2	1 1 2	0 1	13	5	2	3	0 1	19
41 Kayla Cleveland	F 28:47	1-5	0-4	0-0	0 3 3	1 3	2	1	3	1	1 0	24
0 Destiny Garrett	G 32:46	10-17	2-2	2-4	1 3 4	1 3	24	1	1	4	0 0	24
4 Shanti Simmons	G 26:07	2-4	0-0	2-2	0 4 4	3 1	6	2	3	2	0 1	14
5 Kyla Bryant	G 18:06	2-5	0-3	0-0	2 4 6	3 0	4	0	2	0	0 0	3
10 Jamiria Jones	16:17	1-2	0-0	1-2	0 2 2	2 1	3	0	2	1	0 0	2
24 Kishyah Anderson	27:12	7-11	0-1	2-2	3 5 8	1 4	16	2	0	3	0 0	23
21 Laney Scoggins	10:02	0-1	0-0	0-0	1 2 3	2 2	0	0	3	0	0 0	6
3 Nevaeh Brown	11:14	0-2	0-1	0-0	0 0 0	0 0	0	0	0	1	0 0	13
23 McKayla Hosley	02:28	1-2	0-0	0-0	0 0 0	0 0	2	0	0	0	0 0	2
Team					4 6 10	0	0	0				
Totals		28-59	5-17	9-12	12 30 42	13 15	70	11	16	15	1 2	26

Major Fouls: NONE

Shooting By Period		
1 st FG%	5-15	33.3%
3PT%	3-7	28.6%
FT%	2-2	100%
2 nd FG%	9-17	52.9%
3PT%	2-6	33.3%
FT%	4-6	66.7%
3 rd FG%	8-14	57.1%
3PT%	0-1	0.0%
FT%	1-2	50%
4 th FG%	6-13	46.2%
3PT%	1-3	33.3%
FT%	2-2	100%
GM FG%	28-59	47.5%
3PT%	5-17	29.4%
FT%	9-12	75.0%

Dead Ball Rebounds: 2, 0

	UNF	GASO
Biggest lead	2 (1 st 7:44)	26 (4 th 1:50)
Best Scoring Run	5 (4 th 5:50)	9 (4 th 1:50)
Lead Changes	1	
Times Tied	2	
Time with Lead	00:41	34:22

Points from	UNF	GASO
Turnovers	10	32
Paint	18	42
Second Chance	0	14
Fast Breaks	2	20
Bench	17	21

Period by Period Scoring					
	1st	2nd	3rd	4th	TOT
UNF	8	10	15	11	44
GASO	14	24	17	15	70

10

NORTH FLORIDA 96, COASTAL GEORGIA 82
Dec. 16, 2025 | Jacksonville, Fla. | UNF Arena



Official Basketball Box Score - Final
Coastal Ga. at North Florida
12/16/25 UNF Arena, Jacksonville, Fla.
North Florida vs. Coastal Georgia

Game Time: 1:00 PM
Game Duration: 2:09
Attendance: 701

Officials: Reatha Cruz-Johnson, Jelsa Caldwell, Alisha Kahan

Coastal Ga. - 82

Record: 10-2

NO. Name	Min	FG	3P	FT	Rebounds	Fouls	TP	AS	TO	ST	Blocks	+/-
		M-A	M-A	M-A	OR DR TOT	PF FD					BS BA	
3 Taylor Blackshear	21:17	4-8	0-0	0-1	2 5 7	4 2	8	3	7	7	1 0	-1
4 Abby Shepard	21:02	5-9	4-7	0-0	2 3 5	1 0	14	1	3	0	0 0	-14
5 Hadiya Kennerly	19:45	2-2	1-1	0-0	2 0 2	1 0	5	0	3	0	0 0	-16
11 Amanda Roach	20:51	4-13	1-6	4-4	3 1 4	3 3	13	6	0	1	0 0	-11
13 Mayli Noreika	18:43	0-7	0-3	2-2	1 4 5	3 1	2	1	1	0	0 0	-19
1 Iesha Rhodin	18:58	2-4	0-2	0-0	0 1 1	3 1	4	3	0	0	0 0	0
10 Ali Stone	18:58	2-5	1-3	0-0	0 1 1	3 1	5	0	3	1	1 0	0
14 Niya Moon	18:58	4-11	2-6	1-2	0 1 1	1 2	11	1	0	0	0 0	0
22 Kyla Raven	15:46	2-5	0-2	2-2	0 2 2	4 1	6	1	0	1	0 1	6
0 Paris Miller	20:16	5-9	1-2	3-5	0 2 2	2 3	14	0	5	0	0 0	-14
12 Ana Baplista	05:27	0-1	0-0	0-0	0 1 1	0 1	0	0	0	0	0 0	-1
Team					2 6 8	0	0	0				
Totals		30-74	10-32	12-16	12 27 39	25 15	82	16	22	10	2 1	-14

Major Fouls: NONE

Shooting By Period		
1 st FG%	7-19	36.8%
3PT%	3-9	33.3%
FT%	0-0	0%
2 nd FG%	8-16	50.0%
3PT%	3-9	33.3%
FT%	1-2	50%
3 rd FG%	5-18	27.8%
3PT%	2-7	28.6%
FT%	0-2	0%
4 th FG%	10-21	47.6%
3PT%	2-7	28.6%
FT%	11-12	91.7%
GM FG%	30-74	40.5%
3PT%	10-32	31.3%
FT%	12-16	75.0%

Dead Ball Rebounds: 1, 0

North Florida - 96

Record: 5-5

NO. Name	Min	FG	3P	FT	Rebounds	Fouls	TP	AS	TO	ST	Blocks	+/-
		M-A	M-A	M-A	OR DR TOT	PF FD					BS BA	
20 Georgi Buzzetti	F 17:36	2-5	0-0	0-2	4 3 7	2 2	4	2	2	0	0 0	7
30 Dezuray McGill	F 25:00	15-21	0-1	0-2	2 2 4	0 1	30	2	3	2	0 0	11
1 Jamisyn Stinson	G 26:48	3-12	1-7	0-0	2 3 5	1 0	7	3	1	2	1 1	14
22 Alexa Washington	G 26:28	3-4	0-1	0-0	1 3 4	2 7	6	5	2	2	0 0	17
23 Elle Blatchford	G 18:07	5-8	3-5	0-0	2 0 2	3 1	13	1	1	3	0 0	17
4 Alonya Waldon	18:36	3-8	0-2	2-4	0 4 4	3 7	8	4	5	2	0 0	9
24 Karyzma Pierre	19:39	4-7	0-0	3-4	0 3 3	0 4	11	6	0	0	0 1	3
14 Abby Knauff	12:20	2-3	1-2	0-0	1 2 3	0 1	5	0	1	0	0 0	-5
0 Jamison Cardwell	16:15	2-7	0-3	0-0	3 6 9	4 0	4	2	3	2	0 0	10
3 Soraya Ogaldiez	12:11	2-6	1-1	3-4	1 1 2	1 2	8	1	1	1	0 0	-3
35 Nicole Carreno	07:00	0-2	0-2	0-0	1 1 2	0 0	0	1	0	0	0 0	-7
Team					3 7 10	0	0	0				
Totals		41-83	6-24	8-16	20 35 55	16 25	96	27	19	14	1 2	14

Major Fouls: Cardwell (TF) 4th 0:12

Shooting By Period		
1 st FG%	11-21	52.4%
3PT%	2-8	25.0%
FT%	0-0	0%
2 nd FG%	9-21	42.9%
3PT%	1-5	20.0%
FT%	3-6	50%
3 rd FG%	10-18	55.6%
3PT%	1-5	20.0%
FT%	2-5	40%
4 th FG%	11-23	47.8%
3PT%	2-6	33.3%
FT%	3-5	60%
GM FG%	41-83	49.4%
3PT%	6-24	25.0%
FT%	8-16	50.0%

Dead Ball Rebounds: 3, 0

	COGA	UNF
Biggest lead	0 (1 st 10:00)	25 (4 th 8:58)
Best Scoring Run	8 (4 th 5:13)	14 (3 rd 1:54)
Lead Changes	0	
Times Tied	0	
Time with Lead	00:00	38:13

Points from	COGA	UNF
Turnovers	23	20
Paint	32	68
Second Chance	8	17
Fast Breaks	21	23
Bench	40	36

Period by Period Scoring					
	1st	2nd	3rd	4th	TOT
COGA	17	20	12	33	82
UNF	24	22	23	27	96

11

NORTH FLORIDA AT CLEMSON
Dec. 21, 2025 | Clemson, S.C. | Littlejohn Coliseum





0

JAMISON CARDWELL

FR. | G | 5-9 | GAINESVILLE, FLA. | GAINESVILLE HIGH SCHOOL

SEASON STATISTICS

Games Played	Minutes/ game	Points/ game	FG Pct	3FG Pct	FT Pct	Rebounds/ game	Assists/ game	Turnovers/ game	Assist/Turnover ratio	Steals/ game	Blocks/ game
9	10.7	3.1	40.7	35.7	50.0	2.3	0.8	1.7	0.5	0.4	0.0

2025-26 (FRESHMAN)

- Cardwell tallied her first collegiate points with six points, two assists and a steal on 2-3 from the three-point line at Florida on Nov. 3.
- Cardwell tacked on three points, four rebounds and three assists at Georgia on Nov. 20.
- Cardwell posted a career-high eight points on 3-3 from the field and 1-1 from three at UNC Asheville on Dec. 6.
- Cardwell grabbed a career-high nine rebounds and a career-high two steals against Coastal Georgia on Dec. 16.

CAREER

- Cardwell played for Niya Johnson and Jazlynd Rollins at Gainesville High School.
- Cardwell was rated as the No. 29 overall player in the state of Florida in the 2025 class.
- Cardwell was named to the 2024-25 All-Area First Team and was voted top three in the FHSAA 5A Player of the Year award.
- Cardwell led the Hurricanes to the school's first Final Four appearance since 1987 and to the 2024-25 FHSAA 5A State Championship Final for the first time in school history.
- Cardwell averaged 16.2 points, 5.7 rebounds, 2.7 assists and 1.2 steals and shot 45 .0percent from the floor and 40.0 percent from three in her senior season at Gainesville.

GAME-BY-GAME

Opponent	Date	GS	MIN	Total		3-Pointers		Free throws		Rebounds				PF	A	TO	BLK	STL	PTS	AVG
				FG-FGA	PCT	3FG-3FGA	PCT	FT-FTA	PCT	OFF	DEF	TOT	AVG							
at Florida	11/03/2025		15:11	2-4	.500	2-3	.667	0-0	.000	0	0	0	0.0	2	2	4	0	1	6	6.0
Palm Beach Atl.	11/05/2025		07:34	1-4	.250	0-2	.000	0-0	.000	0	1	1	0.5	0	0	0	0	0	2	4.0
at Tulane	11/12/2025		01:45	0-0	.000	0-0	.000	0-0	.000	1	0	1	0.7	0	0	0	0	0	0	2.7
at Georgia	11/20/2025		15:49	1-1	1.000	1-1	1.000	0-0	.000	1	3	4	1.5	1	3	2	0	0	3	2.8
Bethune-Cookman	11/28/2025		03:27	0-2	.000	0-1	.000	0-0	.000	1	0	1	1.4	1	0	0	0	0	0	2.2
Campbell	11/29/2025		02:36	0-1	.000	0-0	.000	0-0	.000	0	1	1	1.3	1	0	0	0	0	0	1.8
at Ga. Southern	12/04/2025		20:07	2-5	.400	1-3	.333	0-0	.000	0	3	3	1.6	2	0	3	0	0	5	2.3
at UNC Asheville	12/06/2025		13:46	3-3	1.000	1-1	1.000	1-2	.500	1	0	1	1.5	3	0	3	0	1	8	3.0
Coastal Ga.	12/16/2025		16:15	2-7	.286	0-3	.000	0-0	.000	3	6	9	2.3	4	2	3	0	2	4	3.1
Totals		0	96:30	11-27	.407	5-14	.357	1-2	.500	7	14	21	2.3	14	7	15	0	4	28	3.1

CAREER

				Field Goals		3-Point		F-Throws		Rebounds								Scoring		
SEASON	TEAM	GP-GS	MIN/AVG	FG-FGA	FG%	3FG-3FGA	3FG%	FT-FTA	FT%	OFF	DEF	TOT	AVG	PF-FO	A	TO	BLK	STL	PTS	AVG
2025-26	UNF	9-0	96/10.7	11-27	.407	5-14	.357	1-2	.500	7	14	21	2.3	14-0	7	15	0	4	28	3.1
TOTAL		9-0	96/10.7	11-27	.407	5-14	.357	1-2	.500	7	14	21	2.3	14-0	7	15	0	4	28	3.1

HIGHS

POINTS
Season..... 8, at UNC Asheville, 12/6/25
ASUN.....
Career..... 8, at UNC Asheville, 12/6/25

REBOUNDS

Season..... 9, vs. Coastal Ga., 12/16/25
ASUN.....
Career..... 4, vs. Coastal Ga., 12/16/25

ASSISTS

Season..... 3, at Georgia, 11/20/25
ASUN.....
Career..... 3, at Georgia, 11/20/25

BLOCKS

Season.....
ASUN.....
Career.....

STEALS

Season..... 2, vs. Coastal Ga., 12/16/25
ASUN.....
Career..... 2, vs. Coastal Ga., 12/16/25

FIELD GOALS MADE

Season..... 3, at UNC Asheville, 12/6/25
ASUN.....
Career..... 3, at UNC Asheville, 12/6/25

FIELD GOALS ATTEMPTED

Season..... 7, vs. Coastal Ga., 12/16/25
ASUN.....
Career..... 7, vs. Coastal Ga., 12/16/25

THREE-POINT FIELD GOALS MADE

Season..... 2, at Florida, 11/3/25
ASUN.....
Career..... 2, at Florida, 11/3/25

THREE-POINT FIELD GOALS ATTEMPTED

Season..... 3 (3x), last vs. Coastal Ga., 12/16/25
ASUN.....
Career..... 3 (3x), last vs. Coastal Ga., 12/16/25

FREE THROWS MADE

Season..... 1, at UNC Asheville, 12/6/25
ASUN.....
Career..... 1, at UNC Asheville, 12/6/25

FREE THROWS ATTEMPTED

Season..... 2, at UNC Asheville, 12/6/25
ASUN.....
Career..... 2, at UNC Asheville, 12/6/25

MINUTES

Season..... 20 (20:07), at Ga. Southern, 12/4/25
ASUN.....
Career..... 20 (20:07), at Ga. Southern, 12/4/25



1

JAMISYN STINSON

SO. | G | 5-11 | THORNVILLE, OHIO | SHERIDAN HIGH SCHOOL

SEASON STATISTICS

Games Played	Minutes/ game	Points/ game	FG Pct	3FG Pct	FT Pct	Rebounds/ game	Assists/ game	Turnovers/ game	Assist/Turnover ratio	Steals/ game	Blocks/ game
10	25.2	9.9	36.9	26.9	71.4	3.4	0.9	0.6	1.5	0.9	0.3

2025-26 (SOPHOMORE)

- Stinson collected six points, three rebounds and two steals at Florida on Nov. 3.
- Stinson added 15 points on 3-7 from three and five rebounds against Palm Beach Atlantic on Nov. 5.
- Stinson matched her total of 15 points on the road against Tulane shooting 6-18 with three rebounds and a steal on Nov. 12.
- Stinson scored five points with two rebounds at South Alabama on Nov. 14.
- Stinson tallied 11 points which marked her third game of the season and 16th career game with 10 or more points against Bethune-Cookman on Nov. 28.
- Stinson lead the team with a career-high 23 points on 8-15 from the field and 5-11 from three, a career-high eight rebounds and a career-high three assists in 32 minutes at UNC Asheville on Dec. 6. It marked her second game with 20 or more points, in addition to her fourth game of the season and 17th-career game with 10 or more points.

CAREER

- Stinson competed in all 31 games with 11 starts and averaged 7.8 points, 2.0 rebounds, 1.0 steals and 0.6 assists on 36.3 percent from the field, 33.3 percent from three and 93.8 percent from the free-throw line in 21.3 minutes per game in 2024-25.
- Stinson connected on 62 threes in 2024-25, which is the most three-pointers for a true freshman in a season in the program's Division I era, and tied for fourth most in program history for threes in a season.
- Stinson started the final 11 contests for North Florida, all ASUN Conference games, and her scoring average increased to 8.6 points per game in conference action.
- Stinson garnered 10 or more points in 13 games with nine of those performances coming in ASUN Conference action.
- Stinson finished 4-7 from three for 12 points at Florida on Dec. 21, 2024.
- Stinson secured her first contest with 20 or more points with a career-best 22 points, in addition to a career-high six rebounds against Trinity Baptist on Nov. 6.

GAME-BY-GAME

Opponent	Date	GS	MIN	Total		3-Pointers		Free throws		Rebounds				PF	A	TO	BLK	STL	PTS	AVG	
				FG-FGA	PCT	3FG-3FGA	PCT	FT-FTA	PCT	OFF	DEF	TOT	AVG								
at Florida	11/03/2025	*	27:41	3-7	.429	0-3	.000	0-1	.000	1	2	3	3.0	1	1	1	0	2	6	6.0	
Palm Beach Atl.	11/05/2025	*	29:21	6-14	.429	3-7	.429	0-1	.000	2	3	5	4.0	3	0	0	1	0	15	10.5	
at Tulane	11/12/2025	*	31:49	6-18	.333	3-13	.231	0-0	.000	1	2	3	3.7	2	1	2	0	1	15	12.0	
at South Alabama	11/14/2025	*	20:43	2-7	.286	1-5	.200	0-0	.000	0	2	2	3.3	1	0	0	0	0	5	10.3	
at Georgia	11/20/2025	*	20:53	1-8	.125	0-5	.000	0-0	.000	2	0	2	3.0	2	1	1	0	1	2	8.6	
Bethune-Cookman	11/28/2025		19:04	4-9	.444	2-7	.286	1-1	1.000	1	1	2	2.8	2	0	1	0	0	11	9.0	
Campbell	11/29/2025		21:34	2-6	.333	1-4	.250	2-2	1.000	0	2	2	2.7	1	0	0	0	0	7	8.7	
at Ga. Southern	12/04/2025		22:05	3-7	.429	2-5	.400	0-0	.000	1	1	2	2.6	1	0	0	0	1	8	8.6	
at UNC Asheville	12/06/2025	*	32:09	8-15	.533	5-11	.455	2-2	1.000	2	6	8	3.2	1	3	0	1	2	23	10.2	
Coastal Ga.	12/16/2025	*	26:48	3-12	.250	1-7	.143	0-0	.000	2	3	5	3.4	1	3	1	1	2	7	9.9	
Totals			7	252:08	38-103	.369	18-67	.269	5-7	.714	12	22	34	3.4	15	9	6	3	9	99	9.9

CAREER

				Field Goals		3-Point		F-Throws		Rebounds								Scoring		
SEASON	TEAM	GP-GS	MIN/AVG	FG-FGA	FG%	3FG-3FGA	3FG%	FT-FTA	FT%	OFF	DEF	TOT	AVG	PF-FO	A	TO	BLK	STL	PTS	AVG
2024-25	UNF	31-11	660/21.3	82-226	.363	62-186	.333	15-16	.938	13	50	63	2.0	56-0	20	31	1	30	241	7.8
2025-26	UNF	10-7	252/25.2	38-103	.369	18-67	.269	5-7	.714	12	22	34	3.4	15-0	9	6	3	9	99	9.9
TOTAL		41-18	912/22.2	120-329	.365	80-253	.316	20-23	.870	25	72	97	2.4	71-0	29	37	4	39	340	8.3

HIGHS

POINTS

Season..... 23, at UNC Asheville, 12/6/25
ASUN 15, vs. North Alabama, 2/6/25, at Stetson, 2/27/25
Career..... 23, at UNC Asheville, 12/6/25

REBOUNDS

Season..... 8, at UNC Asheville, 12/6/25
ASUN 6, Central Arkansas, 2/8/25
Career..... 8, at UNC Asheville, 12/6/25

ASSISTS

Season...3, at UNC Asheville, 12/6/25, vs. Coastal Ga., 12/16/25
ASUN 2, vs. Stetson, 1/11/25
Career...3, at UNC Asheville, 12/6/25, vs. Coastal Ga., 12/16/25

BLOCKS

Season..... 1, (3x), last vs. Coastal Ga., 12/16/25
ASUN
Career..... 1 (4x), last vs. Coastal Ga., 12/16/25

STEALS

Season..... 2 (3x), last vs. Coastal Ga., 12/16/25
ASUN 4, vs. Stetson, 1/11/25, vs. Queens, 1/23/25
Career..... 4, vs. Stetson, 1/11/25, vs. Queens, 1/23/25

FIELD GOALS MADE

Season..... 8, at UNC Asheville, 12/6/25
ASUN 6, vs. North Alabama, 2/6/25, at Stetson, 2/27/25
Career..... 8, vs. Trinity Baptist, 11/6/24, at UNC Asheville, 12/6/25

FIELD GOALS ATTEMPTED

Season..... 18, at Tulane, 11/12/25
ASUN 13, at Jacksonville, 2/15/25
Career..... 18, at Tulane, 11/12/25

THREE-POINT FIELD GOALS MADE

Season..... 5, at UNC Asheville, 12/6/25
ASUN 4 (3x), last at Bellarmine, 1/30/25
Career..... 6, vs. Trinity Baptist, 11/6/24

THREE-POINT FIELD GOALS ATTEMPTED

Season..... 13, at Tulane, 11/12/25
ASUN 12, at Jacksonville, 2/15/25
Career..... 13, vs. Trinity Baptist, 11/6/24, at Tulane, 11/12/25

FREE THROWS MADE

Season..... 2, vs. Campbell, 11/29/25, at UNC Asheville, 12/6/25
ASUN 2 (5x), last vs. Jacksonville, 3/1/25
Career..... 4, vs. Coastal Georgia, 12/16/24

FREE THROWS ATTEMPTED

Season..... 2, vs. Campbell, 11/29/25, at UNC Asheville, 12/6/25
ASUN 2 (6x), last vs. Jacksonville, 3/1/25
Career..... 4, vs. Coastal Georgia, 12/16/24

MINUTES

Season.... 32 (31:49), at Tulane, 11/12/25, (32:09), at UNC Asheville, 12/6/25
ASUN 35 (34:43), vs. Central Arkansas, 2/8/25
Career..... 35 (34:43), vs. Central Arkansas, 2/8/25



3

SORAYA OGALDEZ

FR. | G | 5-8 | LACEY, WASH. | NORTH THURSTON HIGH SCHOOL

SEASON STATISTICS

Games Played	Minutes/ game	Points/ game	FG Pct	3FG Pct	FT Pct	Rebounds/ game	Assists/ game	Turnovers/ game	Assist/Turnover ratio	Steals/ game	Blocks/ game
6	9.6	3.5	41.2	50.0	75.0	1.5	0.5	2.3	0.2	0.3	0.0

2025-26 (FRESHMAN)

- Ogaldez scored her first collegiate points with 11 points and an assist on 4-7 from the field and 3-4 from the free throw line at Florida on Nov. 3.
- Ogaldez posted eight points highlighted by her first collegiate three against Coastal Georgia on Dec. 16.

CAREER

- Ogaldez played for Head Coach Jackie Meyer at North Thurston High School.
- Ogaldez rated as the No. 11 overall player from the state of Washington in the 2025 class.
- Ogaldez helped her team to a Final Four appearance in the 2024-25 WIAA 3A State Tournament.
- Ogaldez scored over 2,000 points in her high school career.
- Ogaldez averaged 22.5 points, 3.7 assists, 4.0 steals and 3.5 rebounds on 46.0 percent from the field in her senior season at North Thurston.

GAME-BY-GAME

Opponent	Date	GS	MIN	Total		3-Pointers		Free throws		Rebounds				PF		A	TO	BLK	STL	PTS	AVG
				FG-FGA	PCT	3FG-3FGA	PCT	FT-FTA	PCT	OFF	DEF	TOT	AVG								
at Florida	11/03/2025		13:40	4-7	.571	0-0	.000	3-4	.750	0	0	0	0.0	2	1	3	0	0	11	11.0	
Palm Beach Atl.	11/05/2025		05:51	0-1	.000	0-0	.000	0-0	.000	1	0	1	0.5	1	0	1	0	0	0	5.5	
at Georgia	11/20/2025		14:22	1-3	.333	0-1	.000	0-0	.000	0	3	3	1.3	1	1	5	0	0	2	4.3	
Bethune-Cookman	11/28/2025		07:31	0-0	.000	0-0	.000	0-0	.000	0	1	1	1.3	1	0	1	0	1	0	3.3	
Campbell	11/29/2025		03:57	0-0	.000	0-0	.000	0-0	.000	0	2	2	1.4	0	0	3	0	0	0	2.6	
Coastal Ga.	12/16/2025		12:11	2-6	.333	1-1	1.000	3-4	.750	1	1	2	1.5	1	1	1	0	1	8	3.5	
Totals		0	57:31	7-17	.412	1-2	.500	6-8	.750	2	7	9	1.5	6	3	14	0	2	21	3.5	

CAREER

				Field Goals		3-Point		F-Throws		Rebounds									Scoring		
SEASON	TEAM	GP-GS	MIN	AVG	FG-FGA	FG%	3FG-3FGA	3FG%	FT-FTA	FT%	OFF	DEF	TOT	AVG	PF-FO	A	TO	BLK	STL	PTS	AVG
2025-26	UNF	6-0	58	9.6	7-17	.412	1-2	.500	6-8	.750	2	7	9	1.5	6-0	3	14	0	2	21	3.5
TOTAL		6-0	58	9.6	7-17	.412	1-2	.500	6-8	.750	2	7	9	1.5	6-0	3	14	0	2	21	3.5

HIGHS

POINTS

Season..... 11, at Florida, 11/3/25
ASUN
Career..... 11, at Florida, 11/3/25

REBOUNDS

Season..... 3, at Georgia, 11/20/25
ASUN
Career..... 3, at Georgia, 11/20/25

ASSISTS

Season..... 1 (3x), last vs. Coastal Ga., 12/16/25
ASUN
Career..... 1 (3x), last vs. Coastal Ga., 12/16/25

BLOCKS

Season.....
ASUN
Career.....

STEALS

Season... 1, vs. Bethune-Cookman, 11/28/25, vs. Coastal Ga., 12/16/25
ASUN
Career.... 1, vs. Bethune-Cookman, 11/28/25, vs. Coastal Ga., 12/16/25

FIELD GOALS MADE

Season..... 4, at Florida, 11/3/25
ASUN
Career..... 4, at Florida, 11/3/25

FIELD GOALS ATTEMPTED

Season..... 7, at Florida, 11/3/25
ASUN
Career..... 7, at Florida, 11/3/25

THREE-POINT FIELD GOALS MADE

Season..... 1, vs. Coastal Ga., 12/16/25
ASUN
Career..... 1, vs. Coastal Ga., 12/16/25

THREE-POINT FIELD GOALS ATTEMPTED

Season..... 1, at Georgia, 11/20/25, vs. Coastal Ga., 12/16/25
ASUN
Career..... 1, at Georgia, 11/20/25, vs. Coastal Ga., 12/16/25

FREE THROWS MADE

Season..... 3, at Florida, 11/3/25, vs. Coastal Ga., 12/16/25
ASUN
Career..... 3, at Florida, 11/3/25, vs. Coastal Ga., 12/16/25

FREE THROWS ATTEMPTED

Season..... 4, at Florida, 11/3/25, vs. Coastal Ga., 12/16/25
ASUN
Career..... 4, at Florida, 11/3/25, vs. Coastal Ga., 12/16/25

MINUTES

Season... 14 (13:40), at Florida, 11/3/25, (14:22), at Georgia, 11/20/25
ASUN
Career.... 14 (13:40), at Florida, 11/3/25, (14:22), at Georgia, 11/20/25



4

ALONYA WALDON

JR. | G | 5-5 | MELBOURNE, FLA. | SAMFORD | PALM BAY HIGH SCHOOL

SEASON STATISTICS

Games Played	Minutes/ game	Points/ game	FG Pct	3FG Pct	FT Pct	Rebounds/ game	Assists/ game	Turnovers/ game	Assist/Turnover ratio	Steals/ game	Blocks/ game
9	20.6	9.3	41.0	35.0	77.1	3.1	2.8	4.1	0.7	1.4	0.0

2025-26 (JUNIOR)

- Waldon tied her career-high with 19 points on 6-9 from the field, 2-3 from three and 5-5 from the free-throw line, in addition to two assists in just 16 minutes in the season opener at Florida on Nov. 3.
- Waldon secured her second-straight double-digit scoring outing against Palm Beach Atlantic on Nov. 5. She fired in 17 points on 5-10 from the field and 7-9 from the free throw line with a team-high six rebounds and seven steals in 34 minutes. It marked her 13th career game with 10 or more points.
- Waldon posted 11 points on 4-7 from the field, 1-3 from three and 2-3 from the free throw line, three assists and two steals in 19 minutes against Bethune-Cookman on Nov. 28.
- Waldon recorded a team-high 17 points on 4-9 from the field, 3-7 from three and 6-8 from the free-throw line, in addition to five rebounds, three assists and matched her career-high with three steals in 22 minutes against Campbell on Nov. 29. Waldon sank the game winning shot against Campbell with a banked in a three shortly before the buzzer sounded. The play was featured at number three on Sportcenter's Top 10 Plays on Nov. 30.
- Waldon has posted 10 or more points in four games this season and in 15 career games.
- Waldon posted eight points, four rebounds, four assists and two steals against Coastal Georgia on Dec. 16.

CAREER

- Waldon played in 25 games with 14 starts at Samford in 2024-25. Waldon increased her scoring average to 6.6 points on 39.1 percent from the field and 32.3 percent from three, in addition to 1.7 rebounds and 1.1 assists in 16.5 minutes per game.
- Waldon registered 10 or more points in nine games, highlighted by a career-high 19 points against Stephen F. Austin on Nov. 19, 2024 at North Florida's Thanksgiving MTE at UNF Arena.
- Waldon played in 21 games and averaged 3.4 points per game at Samford in 2023-24.

GAME-BY-GAME

Opponent	Date	GS	MIN	Total		3-Pointers		Free throws		Rebounds				PF	A	TO	BLK	STL	PTS	AVG
				FG-FGA	PCT	3FG-3FGA	PCT	FT-FTA	PCT	OFF	DEF	TOT	AVG							
at Florida	11/03/2025	*	16:29	6-9	.667	2-3	.667	5-5	1.000	0	0	0	0.0	3	2	6	0	0	19	19.0
Palm Beach Atl.	11/05/2025	*	34:28	5-10	.500	0-2	.000	7-9	.778	1	5	6	3.0	3	7	3	0	0	17	18.0
at South Alabama	11/14/2025		12:23	0-2	.000	0-0	.000	0-0	.000	0	0	0	2.0	2	1	5	0	1	0	12.0
at Georgia	11/20/2025		13:43	1-4	.250	0-1	.000	3-4	.750	0	3	3	2.3	0	1	3	0	1	5	10.3
Bethune-Cookman	11/28/2025	*	19:16	4-7	.571	1-3	.333	2-3	.667	0	2	2	2.2	0	3	7	0	2	11	10.4
Campbell	11/29/2025	*	21:52	4-9	.444	3-7	.429	6-8	.750	2	3	5	2.7	4	3	1	0	3	17	11.5
at Ga. Southern	12/04/2025	*	30:54	1-6	.167	0-0	.000	0-0	.000	0	4	4	2.9	1	1	5	0	2	2	10.1
at UNC Asheville	12/06/2025		17:58	1-6	.167	1-2	.500	2-2	1.000	0	4	4	3.0	1	3	2	0	2	5	9.5
Coastal Ga.	12/16/2025		18:36	3-8	.375	0-2	.000	2-4	.500	0	4	4	3.1	3	4	5	0	2	8	9.3
Totals		5	185:39	25-61	.410	7-20	.350	27-35	.771	3	25	28	3.1	17	25	37	0	13	84	9.3

CAREER

Field Goals																			3-Point		F-Throws		Rebounds				Scoring							
SEASON	TEAM	GP-GS	MIN/AVG	FG-FGA	FG%	3FG-3FGA	3FG%	FT-FTA	FT%	OFF DEF	TOT	AVG	PF-FO	A	TO	BLK	STL	PTS	AVG															
2023-24	SU	21-0	170/8.1	22-62	.355	3-20	.150	24-42	.571	4	16	20	1.0	17-0	10	13	0	6	71	3.4														
2024-25	SU	31-14	513/16.5	66-169	.391	21-65	.323	51-85	.600	8	45	53	1.7	60-0	33	53	1	22	204	6.6														
2025-26	UNF	9-5	186/20.6	25-61	.410	7-20	.350	27-35	.771	3	25	28	3.1	17-0	25	37	0	13	84	9.3														
TOTAL FOR UNF		9-5	186/20.6	25-61	.410	7-20	.350	27-35	.771	3	25	28	3.1	17-0	25	37	0	13	84	9.3														
TOTAL		61-19	869/14.2	113-292	.387	31-105	.295	102-162	.630	15	86	101	1.7	94-0	68	103	1	41	359	5.9														

HIGHS

POINTS
Season.....19, at Florida, 11/3/25
ASUN.....
Career.....19, vs. SFA, 11/19/24*, at Florida, 11/3/25

REBOUNDS

Season.....6, vs. PBA, 11/5/25
ASUN.....
Career.....6, vs. PBA, 11/5/25

ASSISTS

Season.....7, vs. PBA, 11/5/25
ASUN.....
Career.....7, vs. PBA, 11/5/25

BLOCKS

Season.....
ASUN.....
Career.....1, vs. Wofford, 1/25/25*

STEALS

Season.....3, vs. Campbell, 11/29/25
ASUN.....
Career.....3 (3x), last vs. Campbell, 11/29/25

FIELD GOALS MADE

Season.....6, at Florida, 11/3/25
ASUN.....
Career.....7, at Wofford, 2/20/25*

FIELD GOALS ATTEMPTED

Season.....10, vs. PBA, 11/5/25
ASUN.....
Career.....16, at Wofford, 2/20/25*

THREE-POINT FIELD GOALS MADE

Season.....3, vs. Campbell, 11/29/25
ASUN.....
Career.....3, at Wofford, 2/20/25*, vs. Campbell, 11/29/25

THREE-POINT FIELD GOALS ATTEMPTED

Season.....7, vs. Campbell, 11/29/25
ASUN.....
Career.....8, at Wofford, 2/20/25*

FREE THROWS MADE

Season.....7, vs. PBA, 11/5/25
ASUN.....
Career.....7, vs. PBA, 11/5/25

FREE THROWS ATTEMPTED

Season.....9, vs. PBA, 11/5/25
ASUN.....
Career.....9, vs. PBA, 11/5/25

MINUTES

Season.....34 (34:28), vs. PBA, 11/5/25
ASUN.....
Career.....34 (34:28), vs. PBA, 11/5/25



12

JADAH TOOMBS

SO. | G | 5-6 | IMMOKALEE, FLA. | EVANGELICAL CHRISTIAN SCHOOL

SEASON STATISTICS

CAREER

- Toombs made an appearance against Bellarmine on Feb. 22, 2025 and posted a three and a steal in seven minutes.
- Toombs was named to the 2024-25 ASUN Academic Honor Roll.
- Toombs played for Head Coach Dwayne Donnell at Evangelical Christian School and helped lead her team to the 2024 FHSAA 2A State Tournament.

CAREER

				Field Goals		3-Point		F-Throws		Rebounds									Scoring	
SEASON TEAM		GP-GS	MIN/AVG	FG-FGA	FG%	3FG-3FGA	3FG%	FT-FTA	FT%	OFF	DEF	TOT	AVG	PF-FO	A	TO	BLK	STL	PTS	AVG
2024-25	UNF	1-0	7/6.6	1-1	1.000	1-1	1.000	0-0	.000	0	0	0	0.0	1-0	0	0	0	1	3	3.0
TOTAL		1-0	7/6.6	1-1	1.000	1-1	1.000	0-0	.000	0	0	0	0.0	1-0	0	0	0	1	3	3.0

HIGHS
POINTS

Season.....
ASUN 3, vs. Bellarmine, 2/22/25
Career..... 3, vs. Bellarmine, 2/22/25

REBOUNDS

Season.....
ASUN
Career.....

ASSISTS

Season.....
ASUN
Career.....

BLOCKS

Season.....
ASUN
Career.....

STEALS

Season.....
ASUN 1, vs. Bellarmine, 2/22/25
Career..... 1, vs. Bellarmine, 2/22/25

FIELD GOALS MADE

Season.....
ASUN 1, vs. Bellarmine, 2/22/25
Career..... 1, vs. Bellarmine, 2/22/25

FIELD GOALS ATTEMPTED

Season.....
ASUN 1, vs. Bellarmine, 2/22/25
Career..... 1, vs. Bellarmine, 2/22/25

THREE-POINT FIELD GOALS MADE

Season.....
ASUN 1, vs. Bellarmine, 2/22/25
Career..... 1, vs. Bellarmine, 2/22/25

THREE-POINT FIELD GOALS ATTEMPTED

Season.....
ASUN 1, vs. Bellarmine, 2/22/25
Career..... 1, vs. Bellarmine, 2/22/25

FREE THROWS MADE

Season.....
ASUN
Career.....

FREE THROWS ATTEMPTED

Season.....
ASUN
Career.....

MINUTES

Season.....
ASUN 7 (6:33), vs. Bellarmine, 2/22/25
Career..... 7 (6:33), vs. Bellarmine, 2/22/25



14

ABBY KNAUFF

FR. | G | 5-9 | JACKSONVILLE, FLA. | THE BOLLES SCHOOL

SEASON STATISTICS

Games Played	Minutes/ game	Points/ game	FG Pct	3FG Pct	FT Pct	Rebounds/ game	Assists/ game	Turnovers/ game	Assist/Turnover ratio	Steals/ game	Blocks/ game
10	12.1	3.1	47.8	27.3	85.7	1.0	0.4	0.7	0.6	0.3	0.0

2025-26 (FRESHMAN)

- Knauff scored her first collegiate points with four points on 2-4 from the field at Florida on Nov. 3.
- Knauff posted a career-high 11 points and three rebounds on 3-4 from the field, 1-2 from three and 4-5 from the free-throw line against Bethune-Cookman on Nov. 28.
- Knauff added five points and three rebounds against Coastal Georgia on Dec. 16.

CAREER

- Knauff played for Head Coach Kelly Stevenson at The Bolles School.
- Knauff was rated as the No. 14 overall player from the state of Florida in the 2025 class.
- Knauff tallied a school-record 1,848 career points at Bolles.
- Knauff averaged 15.3 points and 5.1 rebounds per game during her senior season to lead Bolles to its first-ever Final Four appearance and 2024-25 FHSAA 3A State Championship appearance.
- Knauff was recognized as Florida Times Union Player of the Year, News4Jax Player of the Year and First Coast Player of the Year in 2024-25.
- Knauff was named to the All First Coast First Team in 2024-25 and 2023-24. She was voted to the News4Jax Girls Basketball First Team in 2023-24.

GAME-BY-GAME

Opponent	Date	GS	MIN	Total		3-Pointers		Free throws		Rebounds											
				FG-FGA	PCT	3FG-3FGA	PCT	FT-FTA	PCT	OFF	DEF	TOT	AVG	PF	A	TO	BLK	STL	PTS	AVG	
at Florida	11/03/2025		15:51	2-4	.500	0-1	.000	0-0	.000	0	0	0	0.0	1	0	2	0	0	4	4.0	
Palm Beach Atl.	11/05/2025		07:08	1-1	1.000	1-1	1.000	0-0	.000	0	0	0	0.0	2	0	0	0	0	3	3.5	
at Tulane	11/12/2025		09:05	1-3	.333	0-2	.000	0-0	.000	0	0	0	0.0	0	1	1	0	1	2	3.0	
at South Alabama	11/14/2025		09:17	1-3	.333	0-2	.000	0-0	.000	1	0	1	0.3	1	0	1	0	0	2	2.8	
at Georgia	11/20/2025		11:56	0-0	.000	0-0	.000	2-2	1.000	0	1	1	0.4	0	0	0	0	1	2	2.6	
Bethune-Cookman	11/28/2025		14:39	3-4	.750	1-2	.500	4-5	.800	1	2	3	0.8	0	1	2	0	1	11	4.0	
Campbell	11/29/2025		18:11	0-2	.000	0-0	.000	0-0	.000	1	0	1	0.9	1	0	0	0	0	0	3.4	
at Ga. Southern	12/04/2025		12:34	0-1	.000	0-1	.000	0-0	.000	0	0	0	0.8	1	2	0	0	0	0	3.0	
at UNC Asheville	12/06/2025		10:17	1-2	.500	0-0	.000	0-0	.000	0	1	1	0.8	0	0	0	0	0	2	2.9	
Coastal Ga.	12/16/2025		12:20	2-3	.667	1-2	.500	0-0	.000	1	2	3	1.0	0	0	1	0	0	5	3.1	
Totals		0	121:19	11-23	.478	3-11	.273	6-7	.857	4	6	10	1.0	6	4	7	0	3	31	3.1	

CAREER

				Field Goals		3-Point		F-Throws		Rebounds										Scoring	
SEASON	TEAM	GP-GS	MIN/AVG	FG-FGA	FG%	3FG-3FGA	3FG%	FT-FTA	FT%	OFF	DEF	TOT	AVG	PF-FO	A	TO	BLK	STL	PTS	AVG	
2025-26	UNF	10-0	121/12.1	11-23	.478	3-11	.273	6-7	.857	4	6	10	1.0	6-0	4	7	0	3	31	3.1	
TOTAL		10-0	121/12.1	11-23	.478	3-11	.273	6-7	.857	4	6	10	1.0	6-0	4	7	0	3	31	3.1	

HIGHS

POINTS

Season..... 11, vs. Bethune-Cookman, 11/28/25
ASUN.....
Career..... 11, vs. Bethune-Cookman, 11/28/25

REBOUNDS

Season... 3, vs. Bethune-Cookman, 11/28/25, vs. Coastal Ga., 12/16/25
ASUN.....
Career.... 3, vs. Bethune-Cookman, 11/28/25, vs. Coastal Ga., 12/16/25

ASSISTS

Season..... 2, at Ga. Southern, 12/4/25
ASUN.....
Career..... 2, at Ga. Southern, 12/4/25

BLOCKS

Season.....
ASUN.....
Career.....

STEALS

Season..... 1 (3x), last vs. Bethune-Cookman, 11/28/25
ASUN.....
Career..... 1 (3x), last vs. Bethune-Cookman, 11/28/25

FIELD GOALS MADE

Season..... 3, vs. Bethune-Cookman, 11/28/25
ASUN.....
Career..... 3, vs. Bethune-Cookman, 11/28/25

FIELD GOALS ATTEMPTED

Season.... 4, at Florida, 11/3/25, vs. Bethune-Cookman, 11/29/25
ASUN.....
Career.... 4, at Florida, 11/3/25, vs. Bethune-Cookman, 11/29/25

THREE-POINT FIELD GOALS MADE

Season..... 1 (3x), last vs. Coastal Ga., 12/16/25
ASUN.....
Career..... 1 (3x), last vs. Coastal Ga., 12/16/25

THREE-POINT FIELD GOALS ATTEMPTED

Season..... 2 (4x), last vs. Coastal Ga., 12/16/25
ASUN.....
Career..... 2 (4x), last vs. Coastal Ga., 12/16/25

FREE THROWS MADE

Season..... 4, vs. Bethune-Cookman, 11/28/25
ASUN.....
Career..... 4, vs. Bethune-Cookman, 11/28/25

FREE THROWS ATTEMPTED

Season..... 5, vs. Bethune-Cookman, 11/28/25
ASUN.....
Career..... 5, vs. Bethune-Cookman, 11/28/25

MINUTES

Season..... 18 (18:11), vs. Campbell, 11/29/25
ASUN.....
Career..... 18 (18:11), vs. Campbell, 11/29/25



20

GEORGI BUZZETTI

R-JR. | F | 6-2 | BUENOS AIRES, ARGENTINA | FLORIDA SOUTHWESTERN STATE | COLEGIO AUSONIA

SEASON STATISTICS

Games Played	Minutes/ game	Points/ game	FG Pct	3FG Pct	FT Pct	Rebounds/ game	Assists/ game	Turnovers/ game	Assist/Turnover ratio	Steals/ game	Blocks/ game
10	21.0	3.4	40.0	11.1	55.6	4.2	1.1	1.2	0.9	0.6	1.2

2025-26 (REDSHIRT JUNIOR)

- Buzzetti scored her first Division I point and grabbed six rebounds at Florida on Nov. 3.
- Buzzetti scored four points on 2-4 from the field against Palm Beach Atlantic on Nov. 5.
- Buzzetti put up eight points with four rebounds and three assists shooting 50% against Tulane on Nov. 12.
- Buzzetti added two points, three rebounds, two blocks and a steal at South Alabama on Nov. 14.
- Buzzetti posted a career-high nine points on 2-4 from the field on 4-5 from the free-throw line, six rebounds and two blocks vs. Campbell on Nov. 29.
- Buzzetti added four points and grabbed a career-high seven rebounds against Coastal Georgia on Dec. 16.

CAREER

- Buzzetti represented Argentina in FIBA 3x3 Basketball at the 2025 Junior Pan American Games this past summer.
- Buzzetti was awarded the 2025 Play4Kay Servant Leadership Award. Play4Kay carries on Coach Kay Yow’s mission of uniting the basketball community to make a difference in the fight against cancer and to lead with heart, faith and service.
- Buzzetti played and started in 31 games at Florida Southwestern State in 2024-25. Buzzetti averaged 9.1 points and 9.2 rebounds on 44.9 percent from the field and 25.0 percent from three in 31.7 minutes per game. Buzzetti scored 10 or more points in 13 games.
- Buzzetti earned 2025 FCSAA All-Tournament Team honors at Florida Southwest State after she averaged 17.5 points per game and 9.0 rebounds per game.
- Buzzetti played in 24 games with 17 starts at Florida Southwestern State in 2023-24. Buzzetti averaged 4.2 points, 4.0 rebounds on 34.2 percent from the field in 20.3 minutes per game.

GAME-BY-GAME

				Total		3-Pointers		Free throws		Rebounds											
Opponent	Date	GS	MIN	FG-FGA	PCT	3FG-3FGA	PCT	FT-FTA	PCT	OFF	DEF	TOT	AVG	PF	A	TO	BLK	STL	PTS	AVG	
at Florida	11/03/2025	*	19:06	0-1	.000	0-0	.000	1-2	.500	3	3	6	6.0	3	0	1	0	1	1	1.0	
Palm Beach Atl.	11/05/2025	*	11:08	2-4	.500	0-0	.000	0-0	.000	0	1	1	3.5	0	1	0	1	0	4	2.5	
at Tulane	11/12/2025	*	31:05	4-8	.500	0-2	.000	0-0	.000	2	2	4	3.7	2	3	1	3	0	8	4.3	
at South Alabama	11/14/2025	*	16:45	1-3	.333	0-1	.000	0-0	.000	1	2	3	3.5	3	1	2	2	1	2	3.8	
at Georgia	11/20/2025	*	18:46	0-1	.000	0-1	.000	0-0	.000	2	0	2	3.2	2	0	1	1	0	0	3.0	
Bethune-Cookman	11/28/2025	*	28:28	0-2	.000	0-2	.000	0-0	.000	0	6	6	3.7	4	2	0	1	1	0	2.5	
Campbell	11/29/2025	*	30:18	2-4	.500	1-1	1.000	4-5	.800	0	6	6	4.0	3	1	1	2	0	9	3.4	
at Ga. Southern	12/04/2025	*	21:10	1-3	.333	0-0	.000	0-0	.000	2	2	4	4.0	3	1	2	1	1	2	3.3	
at UNC Asheville	12/06/2025	*	15:13	2-4	.500	0-2	.000	0-0	.000	2	1	3	3.9	4	0	2	1	2	4	3.3	
Coastal Ga.	12/16/2025	*	17:36	2-5	.400	0-0	.000	0-2	.000	4	3	7	4.2	2	2	2	0	0	4	3.4	
Totals		10	209:35	14-35	.400	1-9	.111	5-9	.556	16	26	42	4.2	26	11	12	12	6	34	3.4	

CAREER

			Field Goals		3-Point		F-Throws		Rebounds				Scoring							
SEASON	TEAM	GP-GS	MIN/AVG	FG-FGA	FG%	3FG-3FGA	3FG%	FT-FTA	FT%	OFF	DEF	TOT	AVG	PF-FO	A	TO	BLK	STL	PTS	AVG
2025-26	UNF	10-10	210/21.0	14-35	.400	1-9	.111	5-9	.556	16	26	42	4.2	26-0	11	12	12	6	34	3.4
TOTAL		10-10	210/21.0	14-35	.400	1-9	.111	5-9	.556	16	26	42	4.2	26-0	11	12	12	6	34	3.4

HIGHS

POINTS
Season.....9, vs. Campbell, 11/29/25
ASUN.....
Career.....9, vs. Campbell, 11/29/25

REBOUNDS

Season.....7, vs. Coastal Ga., 12/16/25
ASUN.....
Career.....7, vs. Coastal Ga., 12/16/25

ASSISTS

Season.....3, at Tulane, 11/12/25
ASUN.....
Career.....3, at Tulane, 11/12/25

BLOCKS

Season.....3, at Tulane, 11/12/25
ASUN.....
Career.....3, at Tulane, 11/12/25

STEALS

Season.....2, at UNC Asheville, 12/6/25
ASUN.....
Career.....2, at UNC Asheville, 12/6/25

FIELD GOALS MADE

Season.....4, at Tulane, 11/12/25
ASUN.....
Career.....4, at Tulane, 11/12/25

FIELD GOALS ATTEMPTED

Season.....8, at Tulane, 11/12/25
ASUN.....
Career.....8, at Tulane, 11/12/25

THREE-POINT FIELD GOALS MADE

Season.....1, vs. Campbell, 11/29/25
ASUN.....
Career.....1, vs. Campbell, 11/29/25

THREE-POINT FIELD GOALS ATTEMPTED

Season ...2, at Tulane, 11/12/25, vs. Bethune-Cookman, 11/28/25
ASUN.....
Career ...2, at Tulane, 11/12/25, vs. Bethune-Cookman, 11/28/25

FREE THROWS MADE

Season.....4, vs. Campbell, 11/29/25
ASUN.....
Career.....4, vs. Campbell, 11/29/25

FREE THROWS ATTEMPTED

Season.....5, vs. Campbell, 11/29/25
ASUN.....
Career.....5, vs. Campbell, 11/29/25

MINUTES

Season.....31 (31:05), at Tulane, 11/12/25
ASUN.....
Career.....31 (31:05), at Tulane, 11/12/25



22

ALEXA WASHINGTON

R-SO. | G | 5-6 | MONROEVILLE, PA. | OAKLAND CATHOLIC HIGH SCHOOL

SEASON STATISTICS

Games Played	Minutes/ game	Points/ game	FG Pct	3FG Pct	FT Pct	Rebounds/ game	Assists/ game	Turnovers/ game	Assist/Turnover ratio	Steals/ game	Blocks/ game
9	28.6	7.0	30.3	22.6	62.5	2.6	3.2	3.3	1.0	1.2	0.0

2025-26 (REDSHIRT SOPHOMORE)

- Washington made her return to the court securing five points, four assists and three rebounds against Palm Beach Atlantic on Nov. 5 after missing the 2024-25 season due to injury.
- Washington led the team in minutes for back-to-back games on the road against Tulane and South Alabama with 47 minutes combined.
- Washington scored 11 points with three assists and two rebounds at Tulane on Nov. 12, followed with six points and five boards at South Alabama on Nov. 14.
- Washington secured six points and two steals at Georgia on Nov. 20.
- Washington posted nine points and two assists against Bethune-Cookman on Nov. 28.
- Washington collected six points and matched her career-high with four assists against Campbell on Nov. 29.
- Washington posted nine points at UNC Asheville on Dec. 6.
- Washington posted six points and dished out a career-high five assists against Coastal Georgia on Dec. 16.

CAREER

- Washington missed 2024-25 due to injury after she was named to the 2023-24 ASUN All-Freshman Team.
- Washington played in all 30 games with a start and posted 6.7 points on 38.2 percent from the field and 32.3 percent from three in 19.9 minutes per game during her freshman season at North Florida in 2023-24.
- Washington registered eight games with 10 or more points, which was highlighted by a career-high 31 points and a program-record nine made threes against Piedmont on Dec. 13, 2023.
- Washington scored 13 points in her collegiate debut at Florida on Nov. 6, 2023.
- In addition to being named to the 2023-24 ASUN All-Freshman Team, Washington was named ASUN Freshman of the Week three times in 2023-24.

GAME-BY-GAME

Opponent	Date	GS	MIN	Total		3-Pointers		Free throws		Rebounds											
				FG-FGA	PCT	3FG-3FGA	PCT	FT-FTA	PCT	OFF	DEF	TOT	AVG	PF	A	TO	BLK	STL	PTS	AVG	
Palm Beach Atl.	11/05/2025	*	27:07	2-9	.222	1-4	.250	0-0	.000	1	2	3	3.0	0	4	2	0	1	5	5.0	
at Tulane	11/12/2025	*	35:60	3-11	.273	1-5	.200	4-6	.667	1	1	2	2.5	2	3	3	0	1	11	8.0	
at South Alabama	11/14/2025	*	31:43	1-10	.100	0-1	.000	4-6	.667	0	5	5	3.3	1	3	4	0	2	6	7.3	
at Georgia	11/20/2025	*	21:44	3-6	.500	0-2	.000	0-0	.000	0	1	1	2.8	1	1	5	0	2	6	7.0	
Bethune-Cookman	11/28/2025	*	30:42	3-11	.273	2-6	.333	1-2	.500	1	0	1	2.4	3	2	3	0	0	9	7.4	
Campbell	11/29/2025	*	34:00	2-11	.182	1-6	.167	1-2	.500	0	3	3	2.5	3	4	3	0	0	6	7.2	
at Ga. Southern	12/04/2025	*	26:32	2-4	.500	1-1	1.000	0-0	.000	0	2	2	2.4	3	4	4	0	3	5	6.9	
at UNC Asheville	12/06/2025	*	23:11	4-10	.400	1-5	.200	0-0	.000	0	2	2	2.4	2	3	4	0	0	9	7.1	
Coastal Ga.	12/16/2025	*	26:28	3-4	.750	0-1	.000	0-0	.000	1	3	4	2.6	2	5	2	0	2	6	7.0	
Totals			9 257:27	23-76	.303	7-31	.226	10-16	.625	4	19	23	2.6	17	29	30	0	11	63	7.0	

CAREER

				Field Goals		3-Point		F-Throws		Rebounds										Scoring	
SEASON	TEAM	GP-GS	MIN/AVG	FG-FGA	FG%	3FG-3FGA	3FG%	FT-FTA	FT%	OFF	DEF	TOT	AVG	PF-FO	A	TO	BLK	STL	PTS	AVG	
2023-24	UNF	30-1	593/19.8	73-191	.382	42-130	.323	13-20	.650	9	37	46	1.5	36-1	29	45	0	19	201	6.7	
2025-26	UNF	9-9	257/28.6	23-76	.303	7-31	.226	10-16	.625	4	19	23	2.6	17-0	29	30	0	11	63	7.0	
TOTAL		39-10	850/21.8	96-267	.360	49-161	.304	23-36	.639	13	56	69	1.8	53-1	58	75	0	30	264	6.8	

HIGHS

POINTS

Season.....11, at Tulane, 11/12/25
ASUN.....19, at Lipscomb, 2/10/24
Career.....31, vs. Piedmont, 12/13/23

REBOUNDS

Season.....5, at South Alabama, 11/14/25
ASUN...3, at Kennesaw State, 1/11/24, at Central Arkansas, 2/3/24
Career.....5, at South Alabama, 11/14/25

ASSISTS

Season.....5, vs. Coastal Ga., 12/16/25
ASUN.....2, at Queens, 1/13/24
Career.....5, vs. Coastal Ga., 12/16/25

BLOCKS

Season.....
ASUN.....
Career.....

STEALS

Season.....3, at Ga. Southern, 12/4/25
ASUN.....3, vs. Queens, 2/22/24
Career.....3 (3x), last at Ga. Southern, 12/4/25

FIELD GOALS MADE

Season.....4, at UNC Asheville, 12/6/25
ASUN.....7, at Lipscomb, 2/10/24
Career.....11, vs. Piedmont, 12/13/23

FIELD GOALS ATTEMPTED

Season.....11 (3x), last vs. Campbell, 11/29/25
ASUN.....13, at Lipscomb, 2/10/24
Career.....19, vs. Piedmont, 12/13/23

THREE-POINT FIELD GOALS MADE

Season.....2, vs. Bethune-Cookman, 11/28/25
ASUN.....5, at Lipscomb, 2/10/24
Career.....9, vs. Piedmont, 12/13/23

THREE-POINT FIELD GOALS ATTEMPTED

Season...6, vs. Bethune-Cookman, 11/28/25, vs. Campbell, 11/29/25
ASUN.....9, at Lipscomb, 2/10/24
Career.....16, vs. Piedmont, 12/13/23

FREE THROWS MADE

Season.....4, at Tulane, 11/12/25, at South Alabama, 11/14/25
ASUN.....4, vs. FGCU, 1/6/24
Career.....4 (3x), last at South Alabama, 11/14/25

FREE THROWS ATTEMPTED

Season.....6, at Tulane, 11/12/25, at South Alabama, 11/14/25
ASUN.....4, vs. FGCU, 1/6/24
Career.....6, at Tulane, 11/12/25, at South Alabama, 11/14/25

MINUTES

Season.....36 (36:00), at Tulane, 11/12/25
ASUN..28, (28:09), at Queens, 1/13/24, (27:59), at Lipscomb, 2/10/24
Career.....36 (36:00), at Tulane, 11/12/25



23

ELLE BLATCHFORD

JR. | G | 5-9 | CANTON, GA. | GARDNER WEBB | SOUTHERN MISS | SEQUOYAH HIGH SCHOOL

SEASON STATISTICS

Games Played	Minutes/game	Points/game	FG Pct	3FG Pct	FT Pct	Rebounds/game	Assists/game	Turnovers/game	Assist/Turnover ratio	Steals/game	Blocks/game
10	22.8	6.7	45.6	37.9	80.0	3.1	1.7	2.1	0.8	1.2	0.0

2025-26 (JUNIOR)

- Blatchford collected two assists and two rebounds at Florida on Nov. 3.
- Blatchford secured her first collegiate points with a three-pointer and secured a pair of rebounds and a steal against Palm Beach Atlantic on Nov. 5.
- Blatchford started both games at Tulane and South Alabama with eight boards against Tulane on Nov. 12, and seven points at South Alabama on Nov. 14.
- Blatchford scored 10 points at Georgia on Nov. 20 on from 3-4 from the field and 2-2 from three.
- Blatchford secured nine points, six rebounds, three assists and three steals against Bethune-Cookman on Nov. 29.
- Blatchford posted 10 points on 4-8 from the field and 2-4 from three at Georgia Southern on Dec. 4.
- Blatchford recorded a season-high 11 points on 5-9 from the field and a career-high four assists at UNC Asheville on Dec. 6.
- Blatchford added a season-high 13 points on 5-8 from the field and 3-5 from three in 18 minutes. It marked her third-straight game, fourth game of the season and 21st career game with 10 or more points.

CAREER

- Blatchford played in 23 games with 16 starts for Garner-Webb in 2024-25. She averaged 12.0 points, 3.7 rebounds and 1.4 steals per game on 39.9 percent from the field, a team-high 37.8 percent from three and 80.0 percent from the free-throw line in 29.5 minutes per game.
- Blatchford registered 17 games with 10 or more points and added two games with 20 or more points.
- Blatchford secured a career-high of 23 points, in addition to six steals against UNC Asheville on Feb. 2, 2025.
- Blatchford played in 22 games for Southern Miss in 2023-24.
- Blatchford earned her first collegiate points against William Carey with three-pointers on back-to-back possessions while at Southern Miss on Nov. 6, 2024.

GAME-BY-GAME

Opponent	Date	GS	MIN	Total		3-Pointers		Free throws		Rebounds				PF				TO				PTS		AVG
				FG-FGA	PCT	3FG-3FGA	PCT	FT-FTA	PCT	OFF	DEF	TOT	AVG	A	TO	BLK	STL							
at Florida	11/03/2025	*	16:14	0-2	.000	0-2	.000	0-0	.000	0	2	2	2.0	1	2	3	0	0	0	0	0.0			
Palm Beach Atl.	11/05/2025		15:11	1-3	.333	1-3	.333	0-0	.000	2	0	2	2.0	2	0	0	0	1	3	1.5				
at Tulane	11/12/2025	*	20:60	0-5	.000	0-2	.000	1-2	.500	4	4	8	4.0	2	1	5	0	1	1	1.3				
at South Alabama	11/14/2025	*	29:58	3-6	.500	0-2	.000	1-1	1.000	2	0	2	3.5	1	3	2	0	2	7	2.8				
at Georgia	11/20/2025	*	24:31	3-4	.750	2-2	1.000	2-2	1.000	0	1	1	3.0	0	1	0	0	0	10	4.2				
Bethune-Cookman	11/28/2025	*	29:46	4-8	.500	1-4	.250	0-0	.000	4	2	6	3.5	2	3	2	0	3	9	5.0				
Campbell	11/29/2025	*	20:38	1-4	.250	1-1	1.000	0-0	.000	3	0	3	3.4	0	1	2	0	1	3	4.7				
at Ga. Southern	12/04/2025	*	23:33	4-8	.500	2-4	.500	0-0	.000	0	1	1	3.1	0	1	3	0	0	10	5.4				
at UNC Asheville	12/06/2025	*	28:37	5-9	.556	1-4	.250	0-0	.000	4	0	4	3.2	1	4	3	0	1	11	6.0				
Coastal Ga.	12/16/2025	*	18:07	5-8	.625	3-5	.600	0-0	.000	2	0	2	3.1	3	1	1	0	3	13	6.7				
Totals			9 227:34	26-57	.456	11-29	.379	4-5	.800	21	10	31	3.1	12	17	21	0	12	67	6.7				

CAREER

				Field Goals		3-Point		F-Throws		Rebounds				Scoring			
SEASON	TEAM	GP-GS	MIN/AVG	FG-FGA	FG%	3FG-3FGA	3FG%	FT-FTA	FT%	OFF	DEF	TOT	AVG	PF-FO	A	TO	BLK
2023-24	USM	22-0	258/11.7	7-28	.250	3-17	.176	3-8	.375	8	14	22	1.0	32-0	15	14	2
2024-25	GW	23-16	676/29.4	95-238	.399	51-135	.378	36-45	.800	36	49	85	3.7	56-1	19	65	2
2025-26	UNF	10-9	228/22.8	26-57	.456	11-29	.379	4-5	.800	21	10	31	3.1	12-0	17	21	0
TOTAL FOR UNF		10-9	228/22.8	26-57	.456	11-29	.379	4-5	.800	21	10	31	3.1	12-0	17	21	0
TOTAL		55-25	1162/21.1	128-323	.396	65-181	.359	43-58	.741	65	73	138	2.5	100-1	51	100	4

HIGHS

POINTS
Season..... 13, vs. Coastal Ga., 12/16/25
ASUN.....
Career..... 23, vs. UNC Asheville, 2/2/25*

REBOUNDS

Season..... 8, at Tulane, 11/12/25
ASUN.....
Career..... 9, at Presbyterian, 1/4/25*

ASSISTS

Season..... 4, at UNC Asheville, 12/6/25
ASUN.....
Career..... 4, at UNC Asheville, 12/6/25

BLOCKS

Season.....
ASUN.....
Career..... 2, at Buffalo, 2/10/24^

STEALS

Season... 3, vs. Bethune-Cookman, 11/28/25, vs. Coastal Ga., 12/16/25
ASUN.....
Career..... 6, vs. UNC Asheville, 2/5/25*

FIELD GOALS MADE

Season... 5, at UNC Asheville, 12/4/25, vs. Coastal Ga., 12/16/25
ASUN.....
Career..... 9, vs. UNC Asheville, 2/5/25*

FIELD GOALS ATTEMPTED

Season..... 9, at UNC Asheville, 12/6/25
ASUN.....
Career..... 14, (4x), last vs. UNC Asheville, 2/5/25*

THREE-POINT FIELD GOALS MADE

Season..... 3, vs. Coastal Ga., 12/16/25
ASUN.....
Career..... 6, at James Madison, 11/17/24*, at Charleston So., 2/8/25*

THREE-POINT FIELD GOALS ATTEMPTED

Season..... 5, vs. Coastal Ga., 12/16/25
ASUN.....
Career..... 9, at Winthrop, 1/8/25*, vs. Radford, 1/15/25*

FREE THROWS MADE

Season..... 2, at Georgia, 11/20/25
ASUN.....
Career..... 5, vs. Queens, 12/20/24*

FREE THROWS ATTEMPTED

Season..... 2, at Tulane, 11/12/25, at Georgia, 11/20/25
ASUN.....
Career..... 6, vs. Queens, 12/20/24*

MINUTES

Season... 30 (29:58), at South Alabama, 11/14/25, (29:46), vs. BCU, 11/28/25
ASUN.....
Career..... 38 (37:50), at Wake Forest, 12/1/24, (37:57)* at Western Carolina, 12/6/24*
*at Gardner-Webb (2024-25), ^ at Southern Miss (2023-24)



24

KARYZMA PIERRE

JR. | G/F | 6-0 | ORLANDO, FLA. | PALM BEACH ATLANTIC | OAK RIDGE HIGH SCHOOL

SEASON STATISTICS

Games Played	Minutes/ game	Points/ game	FG Pct	3FG Pct	FT Pct	Rebounds/ game	Assists/ game	Turnovers/ game	Assist/Turnover ratio	Steals/ game	Blocks/ game
10	19.1	3.7	36.8	25.0	61.5	3.3	1.8	1.9	0.9	0.7	0.2

2025-26 (JUNIOR)

- Pierre scored her first Division I points with five points, four rebounds, two assists and a steal at Florida on Nov. 3.
- Pierre scored in double figures with 10 points on 4-5 from the field and collected five rebounds and three assists against Palm Beach Atlantic on Nov. 6.
- Pierre notched a career-high 11 points and career-high six assists on 4-7 from the field in 20 minutes against Coastal Georgia on Dec. 16.
- Pierre has scored 10 or more points in two contests this season.

CAREER

- Pierre played in 29 games with 27 starts at Palm Beach Atlantic in 2024-25. She averaged 9.7 points and 5.9 rebounds on 40.8 percent from the field and 64.3 percent from the free-throw line in 30.7 minutes per game.
- Pierre registered 12 games with 10 or more points which was highlighted by a season-high 23 points at Saint Leo.
- Pierre was named Sunshine State Conference Player of the Week twice during the season.
- Pierre played in 28 games with 21 starts for Palm Beach Atlantic in 2023-24. She averaged 6.1 points, 4.1 rebounds and 2.0 assists on 39.9 percent from the field in 28.4 minutes per game. She finished second on the team in assists.
- Pierre registered six games with 10 or more points which was highlighted by a season-high 17 points at Florida Tech.

GAME-BY-GAME

Opponent	Date	GS	MIN	Total		3-Pointers		Free throws		Rebounds				PF	A	TO	BLK	STL	PTS	AVG
				FG-FGA	PCT	3FG-3FGA	PCT	FT-FTA	PCT	OFF	DEF	TOT	AVG							
at Florida	11/03/2025	*	28:51	2-5	.400	0-0	.000	1-2	.500	0	4	4	4.0	3	2	5	0	1	5	5.0
Palm Beach Atl.	11/05/2025	*	29:04	4-5	.800	0-0	.000	2-4	.500	1	4	5	4.5	0	3	0	0	1	10	7.5
at Tulane	11/12/2025	*	20:52	0-4	.000	0-1	.000	0-0	.000	1	5	6	5.0	2	2	3	1	3	0	5.0
at South Alabama	11/14/2025	*	19:40	1-2	.500	0-0	.000	2-2	1.000	0	2	2	4.3	4	0	2	1	0	4	4.8
at Georgia	11/20/2025		16:54	1-3	.333	0-1	.000	0-0	.000	0	3	3	4.0	1	0	2	0	1	2	4.2
Bethune-Cookman	11/28/2025		13:45	0-2	.000	0-0	.000	0-0	.000	1	1	2	3.7	0	2	0	0	0	0	3.5
Campbell	11/29/2025		08:29	0-1	.000	0-0	.000	0-0	.000	0	2	2	3.4	2	0	4	0	0	0	3.0
at Ga. Southern	12/04/2025		11:13	1-4	.250	0-1	.000	0-1	.000	0	1	1	3.1	1	0	2	0	0	2	2.9
at UNC Asheville	12/06/2025		22:45	1-5	.200	1-1	1.000	0-0	.000	4	1	5	3.3	3	3	1	0	1	3	2.9
Coastal Ga.	12/16/2025		19:39	4-7	.571	0-0	.000	3-4	.750	0	3	3	3.3	0	6	0	0	0	11	3.7
Totals		4	191:12	14-38	.368	1-4	.250	8-13	.615	7	26	33	3.3	16	18	19	2	7	37	3.7

CAREER

SEASON	TEAM	GP-GS	MIN/AVG	Field Goals		3-Point		F-Throws		Rebounds				Scoring						
				FG-FGA	FG%	3FG-3FGA	3FG%	FT-FTA	FT%	OFF	DEF	TOT	AVG	PF-FO	A	TO	BLK	STL	PTS	AVG
2023-24	PBA	28-21	795/28.4	77-193	.399	0-3	.000	17-53	.321	17	97	114	4.1	63-2	50	59	7	31	171	6.1
2024-25	PBA	29-27	894/30.8	109-267	.408	0-0	.000	63-98	.643	38	133	171	5.9	76-2	58	76	20	40	281	9.7
2025-26	UNF	10-4	191/19.1	14-38	.368	1-4	.250	8-13	.615	7	26	33	3.3	16-0	18	19	2	7	37	3.7
TOTAL FOR UNF		10-4	191/19.1	14-38	.368	1-4	.250	8-13	.615	7	26	33	3.3	16-0	18	19	2	7	37	3.7
TOTAL		67-52	1880/28.1	200-498	.402	1-7	.143	88-164	.537	62	256	318	4.7	155-4	126	154	29	78	489	7.3

HIGHS

POINTS
Season..... 11, vs. Coastal Ga., 12/16/25
ASUN.....
Career..... 11, vs. Coastal Ga., 12/16/25

REBOUNDS

Season..... 6, at Tulane, 11/12/25
ASUN.....
Career..... 6, at Tulane, 11/12/25

ASSISTS

Season..... 6, vs. Coastal Ga., 12/16/25
ASUN.....
Career..... 6, vs. Coastal Ga., 12/16/25

BLOCKS

Season..... 1, at Tulane, 11/12/25, at South Alabama, 11/14/25
ASUN.....
Career..... 1, at Tulane, 11/20/25, at South Alabama, 11/14/25

STEALS

Season..... 3, at Tulane, 11/12/25
ASUN.....
Career..... 3, at Tulane, 11/12/25

FIELD GOALS MADE

Season..... 4, vs. PBA, 11/5/25, vs. Coastal Ga., 12/16/25
ASUN.....
Career..... 4, vs. PBA, 11/5/25, vs. Coastal Ga., 12/16/25

FIELD GOALS ATTEMPTED

Season..... 7, vs. Coastal Ga., 12/16/25
ASUN.....
Career..... 7, vs. Coastal Ga., 12/16/25

THREE-POINT FIELD GOALS MADE

Season..... 1, at UNC Asheville, 12/6/25
ASUN.....
Career..... 1, at UNC Asheville, 12/6/25

THREE-POINT FIELD GOALS ATTEMPTED

Season..... 1 (4x), last at UNC Asheville, 12/6/25
ASUN.....
Career..... 1 (4x), last at UNC Asheville, 12/6/25

FREE THROWS MADE

Season..... 3, vs. Coastal Ga., 12/16/25
ASUN.....
Career..... 3, vs. Coastal Ga., 12/16/25

FREE THROWS ATTEMPTED

Season..... 4, vs. PBA, 11/5/25, vs. Coastal Ga., 12/16/25
ASUN.....
Career..... 4, vs. PBA, 11/5/25, vs. Coastal Ga., 12/16/25

MINUTES

Season..... 29 (29:04), vs. PBA, 11/5/25
ASUN.....
Career..... 29 (29:04), vs. PBA, 11/5/25



30

DEZURAY MCGILL

FR. | F | 6-1 | MIAMI, FLA. | AMERICAN HERITAGE SCHOOL

SEASON STATISTICS

Games Played	Minutes/ game	Points/ game	FG Pct	3FG Pct	FT Pct	Rebounds/ game	Assists/ game	Turnovers/ game	Assist/Turnover ratio	Steals/ game	Blocks/ game
10	19.7	10.7	58.8	55.6	53.3	3.2	0.5	2.1	0.2	0.6	0.7

2025-26 (FRESHMAN)

- McGill scored her first collegiate points at Florida on Nov. 3.
- McGill recorded a season-high 16 points, to go with five rebounds, in her fourth collegiate appearance at South Alabama on Nov. 14.
- McGill tallied seven points, a pair of rebounds and a block in her first collegiate start at Georgia on Nov. 20.
- McGill was named ASUN Freshman of the Week after stuffing the stat sheet with 10 points on 5-7 from the field, in addition to three rebounds, two blocks and two steals in 25 minutes against Bethune-Cookman on Nov. 28, and 14 points on 5-8 from the field, 2-2 from three and 2-2 from the free throw line and a team-high eight rebounds in 34 minutes against Campbell on Nov. 29.
- McGill has posted double-digit scoring outings in four games this season.
- McGill dominated with a career-high 30 points on 15-21 from the field, four rebounds, two assists and two steals in 25 minutes against Coastal Georgia on Dec. 16. The 30 points were the most points for North Florida since Alexa Washington totaled 31 points against Piedmont on Dec. 13, 2023.

CAREER

- McGill played for Head Coach Greg Faris at American Heritage School.
- McGill was rated as the No. 34 overall prospect in the state of Florida in the 2025 class.
- McGill was recognized as a two-year team captain.
- McGill amassed a 94-26 overall record during her high school career.
- McGill helped her team make four State Tournament appearances and win the 2022-23 and 2024-25 FHSAA 4A State Championships.
- McGill averaged 13.5 points and 5.4 rebounds on 55.0 percent from the field, 31.0 percent from three-point range and 76.0 percent from the free throw line during her senior season at American Heritage.

GAME-BY-GAME

Opponent	Date	GS	MIN	Total		3-Pointers		Free throws		Rebounds				PF	A	TO	BLK	STL	PTS	AVG	
				FG-FGA	PCT	3FG-3FGA	PCT	FT-FTA	PCT	OFF	DEF	TOT	AVG								
at Florida	11/03/2025		07:49	1-1	1.000	0-0	.000	0-0	.000	1	1	2	2.0	4	0	0	0	0	2	2.0	
Palm Beach Atl.	11/05/2025		10:04	3-5	.600	0-0	.000	0-0	.000	0	1	1	1.5	0	0	0	1	0	6	4.0	
at Tulane	11/12/2025		08:45	2-5	.400	0-0	.000	1-1	1.000	0	1	1	1.3	3	0	1	0	0	5	4.3	
at South Alabama	11/14/2025		22:50	7-11	.636	1-1	1.000	1-6	.167	3	2	5	2.3	0	0	0	0	0	16	7.3	
at Georgia	11/20/2025	*	15:34	3-7	.429	1-3	.333	0-0	.000	0	2	2	2.2	5	0	5	1	0	7	7.2	
Bethune-Cookman	11/28/2025	*	24:51	5-7	.714	0-0	.000	0-0	.000	1	2	3	2.3	4	1	1	2	2	10	7.7	
Campbell	11/29/2025	*	34:27	5-8	.625	2-2	1.000	2-2	1.000	4	4	8	3.1	5	1	6	0	0	14	8.6	
at Ga. Southern	12/04/2025	*	27:40	3-10	.300	0-0	.000	2-2	1.000	0	3	3	3.1	2	1	2	1	2	8	8.5	
at UNC Asheville	12/06/2025	*	19:59	3-5	.600	1-2	.500	2-2	1.000	0	3	3	3.1	4	0	3	2	0	9	8.6	
Coastal Ga.	12/16/2025	*	25:00	15-21	.714	0-1	.000	0-2	.000	2	2	4	3.2	0	2	3	0	2	30	10.7	
Totals			6	196:59	47-80	.588	5-9	.556	8-15	.533	11	21	32	3.2	27	5	21	7	6	107	10.7

CAREER

				Field Goals		3-Point		F-Throws		Rebounds										Scoring	
SEASON	TEAM	GP-GS	MIN/AVG	FG-FGA	FG%	3FG-3FGA	3FG%	FT-FTA	FT%	OFF	DEF	TOT	AVG	PF-FO	A	TO	BLK	STL	PTS	AVG	
2025-26	UNF	10-6	197/19.7	47-80	.588	5-9	.556	8-15	.533	11	21	32	3.2	27-2	5	21	7	6	107	10.7	
TOTAL		10-6	197/19.7	47-80	.588	5-9	.556	8-15	.533	11	21	32	3.2	27-2	5	21	7	6	107	10.7	

HIGHS

POINTS

Season.....30, vs. Coastal Ga., 12/16/25
ASUN.....
Career.....30, vs. Coastal Ga., 12/16/25

REBOUNDS

Season.....8, vs. Campbell, 11/28/25
ASUN.....
Career.....8, vs. Campbell, 11/28/25

ASSISTS

Season.....2, vs. Coastal Ga., 12/16/25
ASUN.....
Career.....2, vs. Coastal Ga., 12/16/25

BLOCKS

Season...2, vs. Bethune-Cookman, 11/28/25, at UNC Asheville, 12/6/25
ASUN.....
Career...2, vs. Bethune-Cookman, 11/28/25, at UNC Asheville, 12/6/25

STEALS

Season.....2 (3x), last vs. Coastal Ga., 12/16/25
ASUN.....
Career.....2 (3x), last vs. Coastal Ga., 12/16/25

FIELD GOALS MADE

Season.....15, vs. Coastal Ga., 12/16/25
ASUN.....
Career.....15, vs. Coastal Ga., 12/16/25

FIELD GOALS ATTEMPTED

Season.....21, vs. Coastal Ga., 12/16/25
ASUN.....
Career.....21, vs. Coastal Ga., 12/16/25

THREE-POINT FIELD GOALS MADE

Season.....2, vs. Campbell, 11/29/25
ASUN.....
Career.....2, vs. Campbell, 11/29/25

THREE-POINT FIELD GOALS ATTEMPTED

Season.....3, at Georgia, 11/20/25
ASUN.....
Career.....3, at Georgia, 11/20/25

FREE THROWS MADE

Season.....2 (3x), last at Ga. Southern, 12/4/25
ASUN.....
Career.....2 (3x), last at Ga. Southern, 12/4/25

FREE THROWS ATTEMPTED

Season.....6, at South Alabama, 11/14/25
ASUN.....
Career.....6, at South Alabama, 11/14/25

MINUTES

Season.....34 (34:27), vs. Campbell, 11/29/25
ASUN.....
Career.....34 (34:27), vs. Campbell, 11/29/25



34

JORDAN BROOKS

GR. | C | 6-3 | VICTORVILLE, CALIF. | MINNESOTA | CSU BAKERSFIELD | VICTORY VALLEY | OAK HILLS HIGH SCHOOL

SEASON STATISTICS

Games Played	Minutes/ game	Points/ game	FG Pct	3FG Pct	FT Pct	Rebounds/ game	Assists/ game	Turnovers/ game	Assist/Turnover ratio	Steals/ game	Blocks/ game
1	3.4	0.0	0.0	0.0	0.0	0.0	0.0	0.0	0.0	0.0	0.0

2025-26 (GRADUATE)

- Brooks made an appearance at Georgia on Nov. 20.

CAREER

- Brooks played in 10 games for Minnesota in 2024-25.
- Brooks posted 8.1 minutes per game and played in 16 games for Cal State Bakersfield in 2023-24. Brooks tallied 12 points on the season and recorded a career-high five points against Fresno State on Nov. 18, 2023.
- Brooks played in 22 games and started in 20 games for Victory Valley College in 2022-23. Brooks averaged 21.5 points and 9.7 rebounds on 58.5 percent from the floor.
- Brooks played in 23 games with 20 starts and averaged 15.6 points on 49.7 percent from the field for Victory Valley College in 2021-22.

GAME-BY-GAME

Opponent	Date	GS	MIN	Total		3-Pointers		Free throws		Rebounds				PF	A	TO	BLK	STL	PTS	AVG
				FG-FGA	PCT	3FG-3FGA	PCT	FT-FTA	PCT	OFF	DEF	TOT	AVG							
at Georgia	11/20/2025		03:22	0-1	.000	0-0	.000	0-0	.000	0	0	0	0.0	0	0	0	0	0	0	0.0
Totals		0	03:22	0-1	.000	0-0	.000	0-0	.000	0	0	0	0.0	0	0	0	0	0	0	0.0

CAREER

SEASON	TEAM	GP-GS	MIN/AVG	Field Goals		3-Point		F-Throws		Rebounds				Scoring						
				FG-FGA	FG%	3FG-3FGA	3FG%	FT-FTA	FT%	OFF	DEF	TOT	AVG	PF-FO	A	TO	BLK	STL	PTS	AVG
2023-24	CSUB	16-0	130/8.1	5-19	.263	0-0	.000	2-11	.182	10	4	14	0.9	28-1	0	10	6	3	12	0.8
2024-25	MINN	10-0	12/1.2	1-1	1.000	0-0	.000	1-2	.500	0	2	2	0.2	2-0	0	0	0	0	3	0.3
2025-26	UNF	1-0	3/3.4	0-1	.000	0-0	.000	0-0	.000	0	0	0	0.0	0-0	0	0	0	0	0	0.0
TOTAL FOR UNF		1-0	3/3.4	0-1	.000	0-0	.000	0-0	.000	0	0	0	0.0	0-0	0	0	0	0	0	0.0
TOTAL		27-0	145/5.4	6-21	.286	0-0	.000	3-13	.231	10	6	16	0.6	30-1	0	10	6	3	15	0.6

HIGHS

POINTS
Season.....
ASUN.....
Career..... 5, vs. Fresno State, 11/18/23*

REBOUNDS

Season.....
ASUN.....
Career..... 3, vs. Whittier, 12/21/23*

ASSISTS

Season.....
ASUN.....
Career.....

BLOCKS

Season.....
ASUN.....
Career..... 2, at UC Riverside, 1/18/24*

STEALS

Season.....
ASUN.....
Career..... 1 (3x), last vs. UC Riverside, 1/18/24*

FIELD GOALS MADE

Season.....
ASUN.....
Career..... 2, vs. Fresno State, 11/18/23*

FIELD GOALS ATTEMPTED

Season..... 1, at Georgia, 11/20/25
ASUN.....
Career..... 4, vs. Whittier, 12/21/23*

THREE-POINT FIELD GOALS MADE

Season.....
ASUN.....
Career.....

THREE-POINT FIELD GOALS ATTEMPTED

Season.....
ASUN.....
Career.....

FREE THROWS MADE

Season.....
ASUN.....
Career..... 1 (3x), last vs. Whittier, 12/21/23*

FREE THROWS ATTEMPTED

Season.....
ASUN.....
Career..... 3, vs. Fresno State, 11/18/23*

MINUTES

Season..... 3, (3:22) at Georgia, 11/20/25
ASUN.....
Career..... 21, (20:32) at Pacific, 11/12/23*
* at CSU Bakersfield (2023-24)



35

NICOLE CARRENO

SO. | F | 5-10 | RIVERVIEW, FLA. | SEFFNER CHRISTIAN ACADEMY

SEASON STATISTICS

Games Played	Minutes/ game	Points/ game	FG Pct	3FG Pct	FT Pct	Rebounds/ game	Assists/ game	Turnovers/ game	Assist/Turnover ratio	Steals/ game	Blocks/ game
9	10.8	1.4	19.4	5.0	0.0	2.1	0.6	0.8	0.7	0.1	0.4

2025-26 (SOPHOMORE)

- Carreno added five rebounds at Florida on Nov. 3.
- Carreno scored two points and three rebounds at South Alabama on Nov. 14.
- Carreno scored a season-high seven points at Georgia on Nov. 20.
- Carreno matched her career-high with two assists at UNC Asheville on Dec. 6.

CAREER

- Carreno played in 30 games and posted 10.8 points per game in her freshman season at North Florida in 2024-25.
- Carreno totaled 107 points and 55 rebounds on 42.4 percent from the field, 29.2 percent from three and 80 percent from the free-throw line in 2024-25.
- Carreno reached double figures with 10 or more points against Trinity Baptist on Nov. 6, Samford on Nov. 30 and UNC Asheville on Dec. 14.
- Carreno was awarded Seffner Christian Academy's Defensive Player Award in 2023.
- Her father, Jose, played professional baseball from 1996-2003 with the Montreal Expos and managed the New York Mets minor league team from 2008-18.

GAME-BY-GAME

Opponent	Date	GS	MIN	Total		3-Pointers		Free throws		Rebounds				PF	A	TO	BLK	STL	PTS	AVG
				FG-FGA	PCT	3FG-3FGA	PCT	FT-FTA	PCT	OFF	DEF	TOT	AVG							
at Florida	11/03/2025		14:36	0-5	.000	0-2	.000	0-0	.000	1	4	5	5.0	2	0	2	1	0	0	0.0
Palm Beach Atl.	11/05/2025		03:55	0-2	.000	0-1	.000	0-0	.000	1	1	2	3.5	0	0	1	0	0	0	0.0
at Tulane	11/12/2025		07:42	0-2	.000	0-1	.000	0-0	.000	0	1	1	2.7	1	0	0	1	0	0	0.0
at South Alabama	11/14/2025		15:47	1-4	.250	0-2	.000	0-0	.000	1	2	3	2.8	4	1	2	1	0	2	0.5
at Georgia	11/20/2025		22:26	3-10	.300	1-8	.125	0-0	.000	0	1	1	2.4	3	0	0	0	0	7	1.8
Bethune-Cookman	11/28/2025		05:33	0-1	.000	0-1	.000	0-0	.000	0	0	0	2.0	1	1	1	0	1	0	1.5
at Ga. Southern	12/04/2025		04:12	1-2	.500	0-1	.000	0-0	.000	0	1	1	1.9	1	0	0	0	0	2	1.6
at UNC Asheville	12/06/2025		16:05	1-3	.333	0-2	.000	0-0	.000	1	3	4	2.1	1	2	1	1	0	2	1.6
Coastal Ga.	12/16/2025		07:00	0-2	.000	0-2	.000	0-0	.000	1	1	2	2.1	0	1	0	0	0	0	1.4
Totals		0	97:16	6-31	.194	1-20	.050	0-0	.000	5	14	19	2.1	13	5	7	4	1	13	1.4

CAREER

				Field Goals		3-Point		F-Throws		Rebounds				Scoring						
SEASON	TEAM	GP-GS	MIN/AVG	FG-FGA	FG%	3FG-3FGA	3FG%	FT-FTA	FT%	OFF	DEF	TOT	AVG	PF-FO	A	TO	BLK	STL	PTS	AVG
2024-25	UNF	30-0	323/10.8	42-99	.424	19-65	.292	4-5	.800	16	39	55	1.8	41-1	13	10	7	6	107	3.6
2025-26	UNF	9-0	97/10.8	6-31	.194	1-20	.050	0-0	.000	5	14	19	2.1	13-0	5	7	4	1	13	1.4
TOTAL		39-0	420/10.8	48-130	.369	20-85	.235	4-5	.800	21	53	74	1.9	54-1	18	17	11	7	120	3.1

HIGHS

POINTS

Season.....7, at Georgia, 11/20/25
ASUN.....9, at FGCU, 2/12/25
Career....13, vs. Trinity Baptist, 11/6/24, vs. Samford, 11/30/24

REBOUNDS

Season.....5, at Florida, 11/3/25
ASUN.....7, vs. West Georgia, 1/25/25
Career.....7, vs. West Georgia, 1/25/25

ASSISTS

Season.....2, at UNC Asheville, 12/6/25
ASUN.....2, vs. Eastern Kentucky, 2/20/25
Career.....2 (3x), last at UNC Asheville, 12/6/25

BLOCKS

Season.....1 (4x), last at UNC Asheville, 12/6/25
ASUN.....2, vs. Queens, 1/23/25, at FGCU 2/12/25
Career.....2 (3x), last at FGCU, 2/12/25

STEALS

Season.....1, vs. Bethune-Cookman, 11/28/25
ASUN.....1 (4x), last at FGCU, 2/12/25
Career.....2, vs. Trinity Baptist, 11/6/24

FIELD GOALS MADE

Season.....3, at Georgia, 11/20/25
ASUN.....3 (3x), last at FGCU, 2/12/25
Career.....5 (3x), last vs. UNC Asheville 12/14/24

FIELD GOALS ATTEMPTED

Season.....10, at Georgia, 11/20/25
ASUN.....9, vs. FGCU, 1/9/25
Career.....9, vs. FGCU, 1/9/25

THREE-POINT FIELD GOALS MADE

Season.....1, at Georgia, 11/20/25
ASUN.....2, at Bellarmine, 1/30/25
Career.....3, vs. Samford, 11/30/24

THREE-POINT FIELD GOALS ATTEMPTED

Season.....8, at Georgia, 11/20/25
ASUN.....7, vs. FGCU, 1/9/25
Career.....8, at Georgia, 11/20/25

FREE THROWS MADE

Season.....
ASUN.....2, at FGCU, 2/12/25
Career.....2, vs. Trinity Baptist, 11/06/24, at FGCU, 2/12/25

FREE THROWS ATTEMPTED

Season.....
ASUN.....2, at FGCU, 2/12/25
Career.....2, vs. Trinity Baptist, 11/06/24, at FGCU, 2/12/25

MINUTES

Season.....22, (22:26), at Georgia, 11/20/25
ASUN.....24, (23:54) vs. West Georgia, 1/25/25
Career.....24, (23:54) vs. West Georgia, 1/25/25


2025-26 HEADSHOT ROSTER



JAMISON CARDWELL
Fr. | G | 5-9 | Gainesville, Fla.
Gainesville High School



JAMISYN STINSON
So. | G | 5-11 | Thornville, Ohio
Sheridan High School



SORAYA OGALDEZ
Fr. | G | 5-8 | Lacey, Wash.
North Thurston High School



ALONYA WALDON
Jr. | G | 5-5 | Melbourne, Fla.
Samford



JADAH TOOMBS
So. | G | 5-6 | Immokalee, Fla.
Evangelical Christian School



ABBY KNAUFF
Fr. | G | 5-9 | Jacksonville, Fla.
The Bolles School



GEORGI BUZZETTI
R-Jr. | F | 6-2 | Buenos Aires, Argentina
Florida Southwestern State



ALEXA WASHINGTON
R-So. | G | 5-6 | Monroeville, Pa.
Oakland Catholic High School



ELLE BLATCHFORD
Jr. | G | 5-9 | Canton, Ga.
Gardner Webb



KARYZMA PIERRE
Jr. | G/F | 6-0 | Orlando, Fla.
Palm Beach Atlantic



DEZURAY MCGILL
Fr. | F | 6-1 | Miami, Fla.
American Heritage School



JORDAN BROOKS
Gr. | C | 6-3 | Victorville, Calif.
Minnesota



NICOLE CARRENO
So. | F | 5-10 | Riverview, Fla.
Seffner Christian Academy



ERIKA LAMBERT
Head Coach
Third Season




STACEY UNGASHICK LOBDELL
Associate Head Coach
First Season



CHRIS DIXON
Assistant Coach
Second Season



GADIVA HUBBARD
Assistant Coach
Second Season



JAYLA ADAMS
Assistant Coach
First Season



ELIZABETH HOMAN
Graduate Assistant
First Season