



# NORTH FLORIDA MEN'S SOCCER / 2024 MATCH NOTES

225+ PROGRAM WINS • 40 ALL-ASUN SELECTIONS • 41 ASUN WEEKLY HONORS

## MATCH 15: NORTH FLORIDA AT QUEENS

SATURDAY, OCT. 26 | QUEENS SPORTS COMPLEX | CHARLOTTE, N.C.

DATE OPPONENT TIME (ET)

### August

8.22 @ Virginia Tech L, 0-4  
8.25 @ South Carolina T, 2-2  
8.29 Winthrop W, 3-1

### September

9.1 Mercer T, 0-0  
9.6 UAB L, 0-1  
9.9 @ Georgia Southern L, 1-4  
9.13 @ Florida Atlantic L, 0-2  
9.17 USC Upstate W, 3-2  
9.21 @ Stetson\* L, 1-2  
9.28 Jacksonville\* W, 4-3

### October

10.5 @ Florida Gulf Coast\* T, 2-2  
10.12 @ Lipscomb\* W, 2-1  
10.16 @ College of Charleston L, 1-2  
10.19 Bellarmine\* W, 3-0  
10.26 @ Queens (N.C.)\* 7 p.m.

### November

11.2 Central Arkansas\* 7 p.m.  
11.9 ASUN First Round TBD  
11.11 ASUN Semifinals TBD  
11.16 ASUN Championship TBD

Bold | Home matches

\* Indicates ASUN match

All Times EST

## RECORD 5-6-3

|                |       |
|----------------|-------|
| ASUN           | 3-1-1 |
| NON-CONFERENCE | 2-5-2 |
| HOME           | 4-1-1 |
| AWAY           | 1-5-2 |
| NEUTRAL        | 0-0-0 |

### 2024 RECORD WHEN

|                   |       |                |       |
|-------------------|-------|----------------|-------|
| Leading at Half:  | 2-0-0 | Ranked Teams:  | 0-0-0 |
| Trailing at Half: | 1-5-1 | Top 10 Teams:  | 0-0-0 |
| Tied at Half:     | 2-1-2 | Non-Conf Opp:  | 2-5-2 |
| Scoring First:    | 4-0-0 | Florida Teams: | 1-2-1 |

### 2024 RECORD VS.

|                |       |
|----------------|-------|
| Ranked Teams:  | 0-0-0 |
| Top 10 Teams:  | 0-0-0 |
| Non-Conf Opp:  | 2-5-2 |
| Florida Teams: | 1-2-1 |

## 2024 ASUN STANDINGS

| SCHOOL        | ASUN  | OVERALL |
|---------------|-------|---------|
| STETSON*      | 3-0-2 | 4-5-4   |
| NORTH FLA.*   | 3-1-1 | 5-6-3   |
| CENTRAL ARK.  | 2-2-1 | 5-6-2   |
| FGCU          | 2-1-1 | 3-7-2   |
| QUEENS (N.C.) | 1-1-3 | 3-8-3   |
| JACKSONVILLE  | 1-2-2 | 3-5-5   |
| LIPSCOMB      | 1-3-1 | 3-6-4   |
| BELLARMINE    | 0-3-1 | 3-6-3   |

\*CLINCHED ASUN CHAMPIONSHIP BERTH

## NORTH FLORIDA OSPREYS (5-6-3, 3-1-1 ASUN)



### Head Coach:

Jamie Davies

### Record at UNF

5-6-3 (First year)

### 2023 Record:

3-8-4 (0-6-1 ASUN)

## QUEENS (3-8-3, 1-1-2 ASUN)



### Head Coach:

Oliver Carias

### Record at Queens:

91-96-13 (12th year)

### 2023 Record:

5-10-2 (3-4 ASUN)

## TEAM STATS

|               | UNF   | ASUN | NCAA  |
|---------------|-------|------|-------|
| GOALS/GAME    | 1.57  | 1st  | 75th  |
| SHOTS/GAME    | 10.36 | 7th  | 153rd |
| SOG/GAME      | 4.00  | 7th  | 173rd |
| ASSISTS/GAME  | 1.50  | 1st  | 76th  |
| POINTS/GAME   | 4.64  | 1st  | 73rd  |
| SAVES/GAME    | 2.64  | 7th  | 171st |
| GOALS AGAINST | 1.857 | 6th  | 171st |

## TEAM STATS

|               | Queens | ASUN | NCAA |
|---------------|--------|------|------|
| GOALS/GAME    | 0.86   | N/A  | N/A  |
| SHOTS/GAME    | 8.1    | N/A  | N/A  |
| SOG/GAME      | 0.363  | N/A  | N/A  |
| ASSISTS/GAME  | 1.00   | N/A  | N/A  |
| POINTS/GAME   | N/A    | N/A  | N/A  |
| SAVES/GAME    | 5.07   | N/A  | N/A  |
| GOALS AGAINST | 1.93   | N/A  | N/A  |

## STATISTICAL LEADERS

### GOALS

Two players  
(5 goals)

### ASSISTS

#16 Rentaro Miyakawa  
(5 assists)

### POINTS

Two players  
(10 points)

### SHOTS

#9 Joaquin Acuna  
(21 shots)

### MINUTES

#22 Anton Khelil  
(1,167 minutes)

### SAVES

#1 Luciano Natoli  
(22 saves)

## STATISTICAL LEADERS

### GOALS

#10 Caio Brandao  
(4 goals)

### ASSISTS

Two players  
(3 assists)

### POINTS

#10 Caio Brandao  
(11 points)

### SHOTS

#10 Caio Brandao  
(22 shots)

### MINUTES

#2 Samuel Iding  
(1,260 minutes)

### SAVES

#30 Matheus Rhormens  
(49 saves)

## 1. WHAT TO KNOW

- North Florida continues to be hot on the offensive side of the ball leading the ASUN in goals scored with 12 total in conference games.
- The Ospreys' 3-0 shutout win was the first of the season in what clinched them a spot in the ASUN tournament.
- Joaquin Acuna and David Perez each scored goals against Bellarmine to lead the ASUN in conference games.
- Jaxon Reinhardt also has four total goals, including two this past week, to win ASUN Player of the Week.
- Three defenders recorded assists in the win against the Knights, headlined by Nick Kishchenko's assist to also win ASUN Defensive Player of the Week.

## 2. SCOUTING THE OPPONENT

- Queens goes into its final home match with a 3-8-3 record and a 1-1-2 record in conference play.
- The Royals are 2-3-1 in home matches with wins against Presbyterian and Central Arkansas.
- Over the past six games, QUOC has sported an overall record of 0-4-2 with losses against three top-25 teams.
- Caio Brandao leads the team with four goals, while Ciro Bourlot Jaeggi and Michel Feldmen each have three.
- Five players also have multiple assists with Brandao and Bourlot Jaeggi leading the pack with three each.
- Two goalkeepers have been used regularly this season with Matheus Rhormens having 49 saves in nine starts.

## 3. SERIES HISTORY

- In conference competition, UNF and Queens are tied 1-1 since the Royals joined the ASUN in 2022.
- Each team picked up a road victory in its first two matchups since 2004.

## 2024 ROSTER BREAKDOWN

### Numerical Roster

| NO. | NAME              | POS. | CL.   | HT.  | WT. | HOMETOWN (PREVIOUS SCHOOL)                         |
|-----|-------------------|------|-------|------|-----|--|
| 00  | Akash Poola       | GK   | So.   | 6-0  | 150 | Pleasanton, Calif. (Foothill HS)                   |
| 0   | Iu Pentinat       | GK   | R-So. | 6-4  | 185 | Reus, Spain (Coastal Carolina)                     |
| 1   | Luciano Natoli    | GK   | R-So. | 6-0  | 175 | Miami Beach, Fla. (UCF)                            |
| 2   | Tyler Prebenda    | M    | So.   | 6-1  | 175 | Orlando, Fla. (Maryland)                           |
| 3   | Alfie Mattocks    | D    | So.   | 5-10 | 150 | Norwich, England (Barton College)                  |
| 4   | Alex Barnett      | D    | Jr.   | 6-1  | 185 | Gainesville, Fla. (P.K. Yonge HS)                  |
| 5   | Nick Kishchenko   | D    | Sr.   | 6-4  | 195 | Staten Island, N.Y. (College of Staten Island)     |
| 6   | Pedro Amancio     | D    | Jr.   | 5-10 | 160 | Maceió, Brazil (Eastern Florida)                   |
| 7   | Angus Taylor      | F    | Gr.   | 5-11 | 165 | Morzine, France (Georgetown College)               |
| 8   | Jaylen Yearwood   | M    | Jr.   | 6-0  | 165 | Conyers, Ga. (Young Americans Christian School)    |
| 9   | Joaquin Acuña     | F    | Sr.   | 6-3  | 180 | Naples, Fla. (Golden Gate HS)                      |
| 10  | Scott Beeks       | M    | Gr.   | 6-1  | 160 | London, England (La Salle)                         |
| 11  | Luc Granitur      | F    | R-Jr. | 5-10 | 160 | Vero Beach, Fla. (North Carolina)                  |
| 12  | Moussa Wade       | F    | 6th   | -    | -   | Dakar, Senegal (UConn)                             |
| 16  | Rentaro Miyakawa  | M    | Sr.   | 5-7  | 145 | Hokkaido, Japan (Dodge City CC)                    |
| 17  | Jacob Harris      | M    | Jr.   | 5-11 | 155 | Cave Creek, Ariz. (Gardner-Webb)                   |
| 18  | Mark Romano       | M    | So.   | 6-0  | 170 | Ponte Vedra Beach, Fla. (Ponte Vedra HS)           |
| 19  | Jaxon Reinhardt   | F    | R-Jr. | 6-0  | 170 | Phoenix, Ariz. (Grand Canyon)                      |
| 20  | Braden Masker     | F    | Jr.   | 5-10 | 155 | Panama City Beach, Fla. (Arnold HS)                |
| 21  | Rafa Rios         | D    | Fr.   | 6-1  | 185 | Burriana, Spain (San Juan Bautista)                |
| 22  | Anton Khelil      | M    | So.   | 6-3  | 165 | Elne, France (Lycée Rosa Luxemburg)                |
| 23  | Brian McManus Jr. | D    | So.   | 5-8  | 145 | Casa Grande, Ariz. (ASU Preparatory Academy)       |
| 24  | Owen Cunha        | D    | Jr.   | 5-10 | 155 | Frederick, Md. (Oakdale HS)                        |
| 25  | Diogo Garcia      | D    | Gr.   | 6-3  | 180 | Portugal (FC Alverca II)                           |
| 26  | Niklas Schaffner  | M    | Sr.   | 5-10 | 160 | Jacksonville, Fla. (Atlantic Coast HS)             |
| 27  | Ethan Ash         | D    | 6th   | 5-9  | 170 | Castle Rock, Colo. (Denver)                        |
| 28  | Felipe Cintra     | D    | Fr.   | 6-0  | 185 | Toronto, Canada (Forest Hill Collegiate Institute) |
| 30  | Austin Gains      | GK   | Fr.   | 6-1  | 185 | Davie, Fla. (Western HS)                           |
| 33  | Sasha Maric       | D    | Fr.   | 6-3  | 200 | Jacksonville, Fla. (Mandarin HS)                   |
| 99  | David Perez       | M    | R-Jr. | 5-7  | 140 | Valencia, Spain (Oregon State)                     |

**Head Coach:** Jamie Davies (William Woods, 2007), 1st Season

**Assistant Coach:** Alex Rangel (Columbia College, 2011), 1st Season

**Assistant Coach:** Marlon Montanella (Young Harris College, 2017), 1st Season

### GENERAL

Location ..... Jacksonville, Fla.  
 Founded ..... 1969  
 Enrollment ..... 1972  
 Campus Size ..... 15,944  
 Nickname ..... Ospreys  
 Colors ..... Navy Blue & Gray  
 Conference ..... ASUN

### ADMIN

President ..... Moez Limayen  
 Athletic Director .... Nick Morrow (Florida '03)  
 SWA ..... Donna Kirk  
 Faculty Rep ..... Dr. Jennifer Kane  
 Athletic Phone ..... (904) 620-2833  
 Ticket Office Phone ..... (904) 620-2473

### FACILITIES INFO .....

Hodges Stadium ..... (Hosts SOC, T&F)  
 Year Opened ..... 2004  
 Capacity ..... 9,400

### COACHES

Head Coach ..... Jamie Davies  
 Alma Mater ..... William Woods ('07)  
 Record at UNF ..... 0-0-0  
 Career Record ..... Same  
 Assistant Coach ..... Alex Rangel  
 Alma Mater ..... Columbia College ('11)  
 Season on Staff ..... 1st  
 Assistant Coach ..... Marlon Montanella  
 Alma Mater ..... Young Harris College ('17)  
 Season on Staff ..... 1st

### 2023 TEAM RECORDS

2023 Record ..... 3-8-4  
 Home ..... 1-4-3  
 Away ..... 2-4-1  
 Neutral ..... 0-0-0  
 ASUN Record ..... 0-6-1  
 Home ..... 0-4-0  
 Away ..... 0-2-1  
 ASUN Finish ..... 8th

### HISTORY

Seasons of Men's Soccer ..... 33  
 First Season ..... 1991  
 Program Record ..... 224-273-45  
 First Season of D-I ..... 2005  
 Overall D-I Record ..... 101-187-27  
 Overall ASUN Record ..... 52-73-14  
 Most Wins ..... 12 (1992, 1994 & 1996)

### 2024 TEAM INFO

Starters Returning/Lost ..... 6/4  
 Letterwinners Returning/Lost ..... 17/15  
 Newcomers ..... 13

### SPORTS INFO

SID Men's Soccer Contact ..... Kenna McCarthy  
 Cell Phone ..... (804) 212-6125  
 Email ..... n01600008@unf.edu  
 SID Mailing Address ..... UNF Athletics  
 ..... UNF Arena  
 ..... Jacksonville, Fla. 32224  
 Website ..... www.unfospreys.com  
 Twitter ..... @OspreyMSOC  
 Instagram ..... ospreysmsoc  
 Facebook ..... North Florida Ospreys



## LAST TIME THE OSPREYS...

| EVENT/ACHIEVEMENT                          | DATE         | OPPONENT (RESULT)                 |
|--|--------------|-----------------------------------|
| WAS SHUT OUT                               | 13 SEPT 2024 | AT FAU (L, 0-2)                   |
| SCORED 1 GOAL                              | 16 OCT 2024  | AT COLLEGE OF CHARLESTON (L, 1-2) |
| SCORED 2 GOALS                             | 12 OCT 2024  | AT LIPSCOMB (W, 2-1)              |
| SCORED 3 GOALS                             | 19 OCT 2024  | VS BELLARMINE (W, 3-0)            |
| SCORED 4 GOALS                             | 28 SEPT 2024 | VS JACKSONVILLE (W, 4-3)          |
| SCORED 5 GOALS                             | 12 NOV 2014  | VS USC UPSTATE (W, 5-0)           |
| SCORED 6 GOALS                             | 24 OCT 2003  | AT NORTH GREENVILLE (W, 6-2)      |
| SCORED 7 GOALS                             | 14 NOV 2015  | VS USC UPSTATE (W, 7-0)           |
| SCORED 8 GOALS                             | N/A          | N/A                               |
| SCORED 9 GOALS                             | N/A          | N/A                               |
| SCORED 10+ GOALS                           | N/A          | N/A                               |
| SHUT OUT A TEAM                            | 19 OCT 2024  | VS BELLARMINE (W, 3-0)            |
| ALLOWED 1 GOAL                             | 12 OCT 2024  | AT LIPSCOMB (W, 2-1)              |
| ALLOWED 2 GOALS                            | 16 OCT 2024  | AT COLLEGE OF CHARLESTON (L, 1-2) |
| ALLOWED 3 GOALS                            | 28 SEPT 2024 | VS JACKSONVILLE (W, 4-3)          |
| ALLOWED 4 GOALS                            | 9 SEPT 2024  | AT GEORGIA SOUTHERN (L, 1-4)      |
| ALLOWED 5+ GOALS                           | 29 AUG 2021  | AT UCF (L, 0-5)                   |
| SCORED A GOAL 10:00 OR EARLIER             | 5 OCT 2024   | AT FGCU (T, 2-2)                  |
| SCORED A GOAL 80:00 OR LATER IN REGULATION | 5 OCT 2024   | AT FGCU (T, 2-2)                  |
| SCORED A GOAL IN AN OVERTIME PERIOD        | 3 SEPT 2021  | VS MERCER (W, 4-3 OT)             |
| PLAYED TO A DRAW                           | 5 OCT 2024   | AT FGCU (T, 2-2)                  |
| ONE-GOAL MARGIN                            | 16 OCT 2024  | AT COLLEGE OF CHARLESTON (L, 1-2) |
| TWO-GOAL MARGIN                            | 13 SEPT 2024 | AT FAU (L, 0-2)                   |
| THREE-GOAL MARGIN                          | 19 OCT 2024  | VS BELLARMINE (W, 3-0)            |
| THREE OR MORE OSPREYS SCORED               | 19 OCT 2024  | VS BELLARMINE (W, 3-0)            |
| PUT UP 0-9 SHOTS                           | 21 SEPT 2024 | AT STETSON (L, 1-2)               |
| PUT UP 10-19 SHOTS                         | 19 OCT 2024  | VS BELLARMINE (W, 3-0)            |
| PUT UP 20-29 SHOTS                         | 1 SEPT 2023  | VS WINTHROP (W, 4-1)              |
| PUT UP 30+ SHOTS                           | N/A          | N/A                               |
| ALLOWED 0-9 SHOTS                          | 19 OCT 2024  | VS BELLARMINE (W, 3-0)            |
| ALLOWED 10-19 SHOTS                        | 12 OCT 2024  | AT LIPSCOMB (W, 2-1)              |
| ALLOWED 20-29 SHOTS                        | 16 SEPT 2023 | VS STETSON (L, 0-1)               |
| ALLOWED 30+ SHOTS                          | 16 SEPT 2012 | AT SAN DIEGO STATE (L, 0-9)       |
| WON IN OT OR OT2                           | 3 SEPT 2021  | VS MERCER (W, 4-3 OT)             |
| LOST IN OT OR OT2                          | 2 OCT 2021   | AT BELLARMINE (L, 1-2 2OT)        |
| TIED AFTER 20T                             | 7 SEPT 2021  | VS FIU (T, 1-1 OT2)               |
| COMPETED IN A PK                           | 10 APR 2021  | VS FGCU (T, 1-1 FGCU 5-3 PKS)     |
| PLAYED 13-15 OSPREYS                       | 12 OCT 2024  | AT LIPSCOMB (W, 2-1)              |
| PLAYED 16-17 OSPREYS                       | 16 OCT 2024  | AT COLLEGE OF CHARLESTON (L, 1-2) |
| PLAYED 18+ OSPREYS                         | 19 OCT 2024  | VS BELLARMINE (W, 3-0)            |

## NORTH FLORIDA'S RECORD WHEN...

| EVENT/ACHIEVEMENT                               | 2024 RECORD | DAVIES AT UNF |
|---|-------------|---------------|
| HOME  | 4-1-1       | 4-1-1         |
| AWAY  | 1-5-2       | 1-5-2         |
| NEUTRAL   | 0-0-0       | 0-0-0         |
| SCORING 1 GOAL                                  | 0-3-0       | 0-3-0         |
| SCORING 2 GOALS                                 | 1-0-2       | 1-0-2         |
| SCORING 3-4 GOALS                               | 4-0-0       | 4-0-0         |
| SCORING 5+ GOALS                                | 0-0-0       | 0-0-0         |
| ALLOWING 3-4 GOALS                              | 1-2-0       | 1-2-0         |
| ALLOWING 5+ GOALS                               | 0-0-0       | 0-0-0         |
| UNF SHUTS OUT TEAM                              | 1-0-1       | 1-0-1         |
| UNF IS SHUT OUT                                 | 0-3-1       | 0-3-1         |
| MATCH ENDS IN OT                                | 0-0-0       | 0-0-0         |
| MATCH ENDS IN 2OT                               | 0-0-0       | 0-0-0         |
| MATCH ENDS IN A SHOOTOUT                        | 0-0-0       | 0-0-0         |
| UNF SCORES FIRST                                | 4-1-0       | 4-1-0         |
| OPPONENT SCORES FIRST                           | 1-5-2       | 1-5-2         |
| LEADING AT THE HALF                             | 2-0-0       | 2-0-0         |
| TRAILING AT THE HALF                            | 1-5-1       | 1-5-1         |
| TIED AT THE HALF                                | 2-1-2       | 2-1-2         |
| UNF SCORES A GOAL IN THE 10TH MINUTE OR EARLIER | 2-1-1       | 2-1-1         |
| UNF SCORES A GOAL IN THE 80TH MINUTE OR LATER   | 0-1-2       | 0-1-2         |
| UNF ALLOWS A GOAL IN THE 10TH MINUTE OR EARLIER | 0-1-1       | 0-1-1         |
| UNF ALLOWS A GOAL IN THE 80TH MINUTE OR LATER   | 0-1-0       | 0-1-0         |
| MATCH IS PLAYED IN AUGUST                       | 1-1-1       | 1-1-1         |
| MATCH IS PLAYED IN SEPTEMBER                    | 2-4-1       | 2-4-1         |
| MATCH IS PLAYED IN OCTOBER                      | 2-1-1       | 2-1-1         |
| MATCH IS PLAYED IN NOVEMBER                     | 0-0-0       | 0-0-0         |
| UNF PLAYS A NON-CONFERENCE MATCH                | 2-5-2       | 2-5-2         |
| UNF FACES AN ASUN FOE                           | 3-1-1       | 3-1-1         |
| UNF PLAYS AN ASUN POSTSEASON MATCH              | 0-0-0       | 0-0-0         |

## MEDIA INFORMATION

2024 University of North Florida men's soccer game notes are meant to provide SIDs, radio crews, streaming crews and media members more in-depth information on UNF men's soccer and its student-athletes.

## NORTH FLORIDA STRATEGIC COMMUNICATIONS

The North Florida Strategic Communications office is located on the first floor of the UNF Arena in room 1062. Entering the arena through the front entrance, the office can be accessed by going past the main office, through two double doors and turning to the double doors to the left.

## CREDENTIAL REQUESTS

The North Florida Strategic Communications Office will issue credentials to **WORKING** press only. All passes will be left at the security table at the main entrance to Hodges Stadium.

## VISITING RADIO

All visiting radio crews **MUST** request credentials through their school's sports information director. Please make arrangements well in advance so necessary arrangements can be made.

## PHOTOGRAPHERS

Only photographers shooting for accredited media outlets, opposing teams or for North Florida Strategic Communications will be allowed to shoot home events from field level. No photographers are permitted along the team benches or in the team areas.

## POST-MATCH INTERVIEWS

Following a 10-minute "cooling off" period, a post-match press conference will take place on the field. The North Florida Strategic Communications staff will poll the media prior to the end of the match to determine which players will be made available after the match. The visiting coach and players will be made available outside their locker room. Pre-game interviews are **NOT** allowed.

## INTERVIEWS

Most practices are open to the media and public. However, there may be instances when all or parts of practice are closed. Contact the Strategic Communications Office for practice times and to set up any interviews with North Florida players and coaches.

## PARKING

Parking for UNF men's soccer matches is located in UNF Lot 18 just north of Hodges Stadium.

## MATCH NOTES

The North Florida Athletic Communications Office produces a release at least one day prior to each match. The release and "match notes" includes pertinent information about the Ospreys and North Florida's opponent.

## ATHLETIC COMMUNICATIONS

Graduate Assistant/MSOC Contact: \_\_\_\_ Kenna McCarthy  
 Cell Phone: \_\_\_\_ (804) 212-6125  
 E-mail: \_\_\_\_ n01600008@unf.edu  
 Director: \_\_\_\_ Brock Borgeson  
 Website: \_\_\_\_ www.UNFOspreys.com  
 Twitter: \_\_\_\_ @UNFOspreys (General), @OspreyMSOC  
 Facebook: \_\_\_\_ North Florida Ospreys (General)  
 Instagram: \_\_\_\_ ospreysmsoc



2024-25 North Florida Men's Soccer  
Individual Statistics  
All games

Page 1/2  
as of Oct 24, 2024

Game Records

| Overall   | Conference | Home      | Away      | Neutral   |
|-----------|------------|-----------|-----------|-----------|
| 5 - 6 - 3 | 3 - 1 - 1  | 4 - 1 - 1 | 1 - 5 - 2 | 0 - 0 - 0 |

Team Box Score

| No.       | Player             | GP-GS | MIN  | G  | A  | PTS | SH  | SH%  | SOG | SOG% | YC | RC | GWG | PK-ATT | FG | OT | HAT | GTG | FOUL |
|-----------|--------------------|-------|------|----|----|-----|-----|------|-----|------|----|----|-----|--------|----|----|-----|-----|------|
| 9         | Acuna, Joaquin     | 10-7  | 569  | 5  | 0  | 10  | 21  | .238 | 7   | .333 | 5  | 1  | 1   | 0-0    | 0  | 0  | 0   | 1   | 7    |
| 99        | Perez, David       | 14-11 | 895  | 5  | 0  | 10  | 18  | .278 | 11  | .611 | 2  | 0  | 1   | 0-0    | 3  | 0  | 0   | 0   | 11   |
| 19        | Reinhardt, Jaxon   | 13-2  | 322  | 4  | 0  | 8   | 10  | .400 | 8   | .800 | 1  | 0  | 0   | 0-0    | 1  | 0  | 0   | 0   | 5    |
| 11        | Granitur, Luc      | 11-10 | 759  | 2  | 4  | 8   | 11  | .182 | 6   | .545 | 3  | 0  | 1   | 0-0    | 0  | 0  | 0   | 0   | 16   |
| 16        | Miyakawa, Rentaro  | 14-13 | 931  | 1  | 5  | 7   | 8   | .125 | 2   | .250 | 1  | 0  | 0   | 0-0    | 0  | 0  | 0   | 0   | 12   |
| 22        | Khelil, Anton      | 14-13 | 1166 | 2  | 0  | 4   | 16  | .125 | 6   | .375 | 4  | 0  | 0   | 0-0    | 1  | 0  | 0   | 0   | 20   |
| 21        | Rios, Rafa         | 14-14 | 1143 | 0  | 3  | 3   | 6   | .000 | 1   | .167 | 2  | 0  | 0   | 0-0    | 0  | 0  | 0   | 0   | 11   |
| 3         | Mattocks, Alfie    | 12-7  | 554  | 0  | 3  | 3   | 3   | .000 | 0   | .000 | 0  | 0  | 0   | 0-0    | 0  | 0  | 0   | 0   | 4    |
| 20        | Masker, Braden     | 13-2  | 369  | 1  | 0  | 2   | 6   | .167 | 2   | .333 | 2  | 0  | 0   | 0-0    | 0  | 0  | 0   | 1   | 4    |
| 8         | Yearwood, Jaylen   | 9-8   | 646  | 0  | 2  | 2   | 8   | .000 | 2   | .250 | 1  | 0  | 0   | 0-0    | 0  | 0  | 0   | 0   | 3    |
| 5         | Kishchenko, Nick   | 14-13 | 1161 | 0  | 1  | 1   | 8   | .000 | 3   | .375 | 2  | 0  | 0   | 0-0    | 0  | 0  | 0   | 0   | 12   |
| 2         | Prebenda, Tyler    | 14-12 | 1015 | 0  | 1  | 1   | 6   | .000 | 2   | .333 | 0  | 0  | 0   | 0-0    | 0  | 0  | 0   | 0   | 13   |
| 17        | Harris, Jacob      | 14-3  | 396  | 0  | 1  | 1   | 5   | .000 | 2   | .400 | 1  | 0  | 0   | 0-0    | 0  | 0  | 0   | 0   | 6    |
| 27        | Ash, Ethan         | 7-6   | 506  | 0  | 1  | 1   | 0   | .000 | 0   | .000 | 0  | 0  | 0   | 0-0    | 0  | 0  | 0   | 0   | 1    |
| 7         | Taylor, Angus      | 14-0  | 382  | 0  | 0  | 0   | 11  | .000 | 3   | .273 | 1  | 0  | 0   | 0-0    | 0  | 0  | 0   | 0   | 5    |
| 6         | Amancio, Pedro     | 9-4   | 293  | 0  | 0  | 0   | 4   | .000 | 1   | .250 | 2  | 0  | 0   | 0-0    | 0  | 0  | 0   | 0   | 3    |
| 10        | Beeks, Scott       | 4-1   | 46   | 0  | 0  | 0   | 2   | .000 | 0   | .000 | 0  | 0  | 0   | 0-0    | 0  | 0  | 0   | 0   | 0    |
| 23        | McManus Jr., Brian | 9-2   | 261  | 0  | 0  | 0   | 1   | .000 | 0   | .000 | 1  | 0  | 0   | 0-0    | 0  | 0  | 0   | 0   | 2    |
| 4         | Barnett, Alex      | 13-12 | 1066 | 0  | 0  | 0   | 1   | .000 | 0   | .000 | 5  | 0  | 0   | 0-0    | 0  | 0  | 0   | 0   | 11   |
| 1         | Natoli, Luciano    | 10-10 | 857  | 0  | 0  | 0   | 0   | .000 | 0   | .000 | 0  | 0  | 0   | 0-0    | 0  | 0  | 0   | 0   | 0    |
| 26        | Schaffner, Niklas  | 4-0   | 22   | 0  | 0  | 0   | 0   | .000 | 0   | .000 | 0  | 0  | 0   | 0-0    | 0  | 0  | 0   | 0   | 0    |
| 0         | Pentinat, Iu       | 5-4   | 404  | 0  | 0  | 0   | 0   | .000 | 0   | .000 | 0  | 0  | 0   | 0-0    | 0  | 0  | 0   | 0   | 0    |
| 18        | Romano, Mark       | 1-0   | 8    | 0  | 0  | 0   | 0   | .000 | 0   | .000 | 0  | 0  | 0   | 0-0    | 0  | 0  | 0   | 0   | 0    |
| Total     |                    | 14    | -    | 22 | 21 | 65  | 145 | .152 | 56  | .386 | 33 | 1  | -   | 0-0    | 5  | 0  | 0   | -   | 146  |
| Opponents |                    | 14    | -    | 26 | 23 | 75  | 154 | .169 | 63  | .409 | 30 | 1  | -   | 2-2    | 8  | 0  | 1   | -   | 140  |

|           |                 |       | Goal Average |    |        | Saves |      | Record |   |   |         |
|-----------|-----------------|-------|--------------|----|--------|-------|------|--------|---|---|---------|
| No.       | Goalie          | GP-GS | MINS         | GA | GA AVG | SAVES | PCT  | W      | L | T | SHO/CBO |
| 1         | Natoli, Luciano | 10-10 | 856:40       | 15 | 1.58   | 22    | .595 | 4      | 3 | 2 | 2/0     |
| 0         | Pentinat, Iu    | 5-4   | 403:20       | 11 | 2.45   | 15    | .577 | 1      | 3 | 1 | 0/0     |
| TM        | TEAM            | -     | 00:00        | 0  | 0.00   | 0     | .000 | 0      | 0 | 0 | 0/0     |
| Total     |                 | 14    | 1260:00      | 26 | 1.86   | 37    | .587 | 5      | 6 | 3 | 2       |
| Opponents |                 | 14    | 1260:00      | 22 | 1.57   | 36    | .621 | 6      | 5 | 3 | 4       |

Goals by Periods

| Team      | 1st | 2nd | OT1 | OT2 | TOTAL |
|-----------|-----|-----|-----|-----|-------|
| UNF       | 11  | 11  | 0   | 0   | 22    |
| Opponents | 15  | 11  | 0   | 0   | 26    |

Corners by Periods

| Team      | 1st | 2nd | OT1 | OT2 | TOTAL |
|-----------|-----|-----|-----|-----|-------|
| UNF       | 37  | 32  | 0   | 0   | 69    |
| Opponents | 30  | 29  | 0   | 0   | 59    |

Shots by Periods

| Team      | 1st | 2nd | OT1 | OT2 | TOTAL |
|-----------|-----|-----|-----|-----|-------|
| UNF       | 68  | 77  | 0   | 0   | 145   |
| Opponents | 69  | 85  | 0   | 0   | 154   |

Fouls by Periods

| Team      | 1st | 2nd | OT1 | OT2 | TOTAL |
|-----------|-----|-----|-----|-----|-------|
| UNF       | 64  | 82  | 0   | 0   | 146   |
| Opponents | 56  | 84  | 0   | 0   | 140   |





2024-25 North Florida Men's Soccer  
Overall Team Statistics  
All games

Page 1/1  
as of Oct 24, 2024

### Game Records

| Overall   | Conference | Home      | Away      | Neutral   |
|-----------|------------|-----------|-----------|-----------|
| 5 - 6 - 3 | 3 - 1 - 1  | 4 - 1 - 1 | 1 - 5 - 2 | 0 - 0 - 0 |

### Team statistics

|                        | UNF    | OPP    |
|------------------------|--------|--------|
| SHOT STATISTICS        |        |        |
| Goals-Shot attempts    | 22-145 | 26-154 |
| Goals scored per game  | 1.57   | 1.86   |
| Shot pct.              | .152   | .169   |
| Shots on goal-Attempts | 56-145 | 63-154 |
| SOG pct.               | .386   | .409   |
| Shots/Game             | 10.4   | 11     |
| Assists                | 21     | 23     |
| GOAL BREAKDOWN         |        |        |
| Total Goals            | 22     | 26     |
| Penalty                | 0      | 2      |
| Unassisted             | -      | -      |
| Overtime               | 0      | 0      |
| Goals scored average   | 1.57   | 1.86   |
| CORNER KICKS           | 69     | 59     |
| PENALTY KICKS          | 0-0    | 2-2    |
| OFFSIDES               | 44     | 28     |
| PENALTIES              |        |        |
| Fouls                  | 146    | 140    |
| Yellow cards           | 33     | 30     |
| Red cards              | 1      | 1      |
| ATTENDANCE             |        |        |
| Total                  | 2230   | 6236   |
| Dates/Avg Per Date     | 6/372  | 8/780  |
| Neutral Site #/Avg     | 0/0    | -      |

### Goals by Periods

| Team      | 1st | 2nd | OT1 | OT2 | TOTAL |
|-----------|-----|-----|-----|-----|-------|
| UNF       | 11  | 11  | 0   | 0   | 22    |
| Opponents | 15  | 11  | 0   | 0   | 26    |

### Corners by Periods

| Team      | 1st | 2nd | OT1 | OT2 | TOTAL |
|-----------|-----|-----|-----|-----|-------|
| UNF       | 37  | 32  | 0   | 0   | 69    |
| Opponents | 30  | 29  | 0   | 0   | 59    |

### Shots by Periods

| Team      | 1st | 2nd | OT1 | OT2 | TOTAL |
|-----------|-----|-----|-----|-----|-------|
| UNF       | 68  | 77  | 0   | 0   | 145   |
| Opponents | 69  | 85  | 0   | 0   | 154   |

### Fouls by Periods

| Team      | 1st | 2nd | OT1 | OT2 | TOTAL |
|-----------|-----|-----|-----|-----|-------|
| UNF       | 64  | 82  | 0   | 0   | 146   |
| Opponents | 56  | 84  | 0   | 0   | 140   |






### Saves by Periods

| Team      | 1st | 2nd | OT1 | OT2 | TOTAL |
|-----------|-----|-----|-----|-----|-------|
| UNF       | 13  | 24  | 0   | 0   | 37    |
| Opponents | 15  | 21  | 0   | 0   | 36    |

### Offsides by Periods

| Team      | 1st | 2nd | OT1 | OT2 | TOTAL |
|-----------|-----|-----|-----|-----|-------|
| UNF       | 25  | 19  | 0   | 0   | 44    |
| Opponents | 15  | 13  | 0   | 0   | 28    |



|    | <div><b>AKASH POOLA #00</b><br/><i>GK • 6-0 • 150 • So.</i></div> <table><thead><tr><th></th><th>GMS</th><th>STARTS</th><th>GA</th><th>SV</th><th>W-L-T</th><th>SHO</th></tr></thead><tbody><tr><td>2024</td><td></td><td></td><td></td><td></td><td></td><td></td></tr><tr><td>Career</td><td></td><td></td><td></td><td></td><td></td><td></td></tr><tr><td>Season Bests:</td><td></td><td></td><td></td><td></td><td></td><td></td></tr></tbody></table>                                   |        | GMS   | STARTS  | GA    | SV      | W-L-T | SHO | 2024 |    |    |    |    |       |   | Career |    |    |    |    |       |    | Season Bests: |  |  |   |   |   |   | <div><b>LAST GM:</b><br/><b>NOTABLE:</b><br/>- Did not play during the 2023 season</div>  |
|---|---|--------|-------|---------|-------|---------|-------|-----|------|----|----|----|----|-------|---|--------|----|----|----|----|-------|----|---------------|--|--|---|---|---|---|---|
|   | GMS   | STARTS | GA    | SV      | W-L-T | SHO     |       |     |      |    |    |    |    |       |   |        |    |    |    |    |       |    |               |  |  |   |   |   |   |   |
| 2024  |   |        |       |         |       |         |       |     |      |    |    |    |    |       |   |        |    |    |    |    |       |    |               |  |  |   |   |   |   |   |
| Career  |   |        |       |         |       |         |       |     |      |    |    |    |    |       |   |        |    |    |    |    |       |    |               |  |  |   |   |   |   |   |
| Season Bests:   |   |        |       |         |       |         |       |     |      |    |    |    |    |       |   |        |    |    |    |    |       |    |               |  |  |   |   |   |   |   |
|    | <div><b>IU PENTINAT #0</b><br/><i>GK • 6-4 • 185 • R-So.</i></div> <table><thead><tr><th></th><th>GMS</th><th>STARTS</th><th>GA</th><th>SV</th><th>W-L-T</th><th>SHO</th></tr></thead><tbody><tr><td>2024</td><td>5</td><td>4</td><td>10</td><td>15</td><td>1-3-1</td><td>0</td></tr><tr><td>Career</td><td>6</td><td>4</td><td>10</td><td>15</td><td>1-3-1</td><td>0</td></tr><tr><td>Season Bests:</td><td></td><td></td><td>1</td><td>5</td><td></td><td></td></tr></tbody></table>        |        | GMS   | STARTS  | GA    | SV      | W-L-T | SHO | 2024 | 5  | 4  | 10 | 15 | 1-3-1 | 0 | Career | 6  | 4  | 10 | 15 | 1-3-1 | 0  | Season Bests: |  |  | 1 | 5 |   |   | <div><b>LAST GM:</b><br/><b>NOTABLE:</b><br/>- Joins Ospreys as a sophomore transfer from Coastal Carolina<br/>- Made this collegiate career debut in 2022 against USC Upstate<br/>- Was named to Dean's List twice during his time as a Chanticleer<br/>- Attended Northwood School for high school in New York<br/>- Played four years with Reus FC Reddis club team</div>  |
|   | GMS   | STARTS | GA    | SV      | W-L-T | SHO     |       |     |      |    |    |    |    |       |   |        |    |    |    |    |       |    |               |  |  |   |   |   |   |   |
| 2024  | 5   | 4      | 10    | 15      | 1-3-1 | 0       |       |     |      |    |    |    |    |       |   |        |    |    |    |    |       |    |               |  |  |   |   |   |   |   |
| Career  | 6   | 4      | 10    | 15      | 1-3-1 | 0       |       |     |      |    |    |    |    |       |   |        |    |    |    |    |       |    |               |  |  |   |   |   |   |   |
| Season Bests:   |   |        | 1     | 5       |       |         |       |     |      |    |    |    |    |       |   |        |    |    |    |    |       |    |               |  |  |   |   |   |   |   |
|    | <div><b>LUCIANO NATOLI #1</b><br/><i>GK • 6-0 • 175 • R-So.</i></div> <table><thead><tr><th></th><th>GMS</th><th>STARTS</th><th>GA</th><th>SV</th><th>W-L-T</th><th>SHO</th></tr></thead><tbody><tr><td>2024</td><td>10</td><td>10</td><td>15</td><td>22</td><td>4-3-2</td><td>2</td></tr><tr><td>Career</td><td>13</td><td>11</td><td>18</td><td>26</td><td>4-3-2</td><td>2</td></tr><tr><td>Season Bests:</td><td></td><td></td><td>0</td><td>4</td><td></td><td></td></tr></tbody></table> |        | GMS   | STARTS  | GA    | SV      | W-L-T | SHO | 2024 | 10 | 10 | 15 | 22 | 4-3-2 | 2 | Career | 13 | 11 | 18 | 26 | 4-3-2 | 2  | Season Bests: |  |  | 0 | 4 |   |   | <div><b>LAST GM: Starter, 90 minutes, SHO</b><br/><b>NOTABLE:</b><br/>- Will join Ospreys as a redshirt sophomore transfer from UCF<br/>- Made his first collegiate start with Knights against Georgia State in 2023<br/>- Totaled 111 minutes in three appearances, earning first win against the Panthers with four saves<br/>- Finished redshirt freshman season with a win and a .571 save percentage<br/>- Played over two years with the Inter-Miami CF II club team</div>  |
|   | GMS   | STARTS | GA    | SV      | W-L-T | SHO     |       |     |      |    |    |    |    |       |   |        |    |    |    |    |       |    |               |  |  |   |   |   |   |   |
| 2024  | 10  | 10     | 15    | 22      | 4-3-2 | 2       |       |     |      |    |    |    |    |       |   |        |    |    |    |    |       |    |               |  |  |   |   |   |   |   |
| Career  | 13  | 11     | 18    | 26      | 4-3-2 | 2       |       |     |      |    |    |    |    |       |   |        |    |    |    |    |       |    |               |  |  |   |   |   |   |   |
| Season Bests:   |   |        | 0     | 4       |       |         |       |     |      |    |    |    |    |       |   |        |    |    |    |    |       |    |               |  |  |   |   |   |   |   |
|   | <div><b>TYLER PREBENDA #2</b><br/><i>M • 6-1 • 175 • So.</i></div> <table><thead><tr><th></th><th>GMS</th><th>STARTS</th><th>GOALS</th><th>ASSISTS</th><th>PTS</th><th>SOG</th></tr></thead><tbody><tr><td>2024</td><td>14</td><td>12</td><td>0</td><td>1</td><td>1</td><td>2</td></tr><tr><td>Career</td><td>17</td><td>12</td><td>0</td><td>1</td><td>1</td><td>2</td></tr><tr><td>Season Highs:</td><td></td><td></td><td>0</td><td>1</td><td>1</td><td>2</td></tr></tbody></table>        |        | GMS   | STARTS  | GOALS | ASSISTS | PTS   | SOG | 2024 | 14 | 12 | 0  | 1  | 1     | 2 | Career | 17 | 12 | 0  | 1  | 1     | 2  | Season Highs: |  |  | 0 | 1 | 1 | 2 | <div><b>LAST GM: Starter, 83 minutes</b><br/><b>NOTABLE:</b><br/>- Joins UNF after spending debut collegiate season at Maryland<br/>- Made three appearances with a start against Navy in 90 total minutes played<br/>- Played for the Orlando City Academy club team for two years<br/>- Helped club team to U-17 MLS Next Playoff semifinal round<br/>- Played every minute in Orlando's run to the semifinals<br/>- Made his debut for Orlando City B in MLS Next Pro in August 2023 with five appearances</div>                                       |
|   | GMS   | STARTS | GOALS | ASSISTS | PTS   | SOG     |       |     |      |    |    |    |    |       |   |        |    |    |    |    |       |    |               |  |  |   |   |   |   |   |
| 2024  | 14  | 12     | 0     | 1       | 1     | 2       |       |     |      |    |    |    |    |       |   |        |    |    |    |    |       |    |               |  |  |   |   |   |   |   |
| Career  | 17  | 12     | 0     | 1       | 1     | 2       |       |     |      |    |    |    |    |       |   |        |    |    |    |    |       |    |               |  |  |   |   |   |   |   |
| Season Highs:   |   |        | 0     | 1       | 1     | 2       |       |     |      |    |    |    |    |       |   |        |    |    |    |    |       |    |               |  |  |   |   |   |   |   |
|  | <div><b>ALFIE MATTOCKS #3</b><br/><i>D • 5-10 • 150 • So.</i></div> <table><thead><tr><th></th><th>GMS</th><th>STARTS</th><th>GOALS</th><th>ASSISTS</th><th>PTS</th><th>SOG</th></tr></thead><tbody><tr><td>2024</td><td>12</td><td>7</td><td>0</td><td>3</td><td>3</td><td>0</td></tr><tr><td>Career</td><td>24</td><td>18</td><td>0</td><td>3</td><td>3</td><td>0</td></tr><tr><td>Season Highs:</td><td></td><td></td><td>0</td><td>3</td><td>3</td><td>0</td></tr></tbody></table>        |        | GMS   | STARTS  | GOALS | ASSISTS | PTS   | SOG | 2024 | 12 | 7  | 0  | 3  | 3     | 0 | Career | 24 | 18 | 0  | 3  | 3     | 0  | Season Highs: |  |  | 0 | 3 | 3 | 0 | <div><b>LAST GM: Starter, 71 minutes, 1 shot, 1 assist</b><br/><b>NOTABLE:</b><br/>- Will enter as a sophomore after playing freshman season at Barton College<br/>- Started 11 of 12 games his debut collegiate season with three shots taken in 889 minutes played<br/>- Was a Norfolk Scholar at Dereham Education Soccer Academy<br/>- Scored a free kick in the FA Youth Cup and played against Norwich City first team at 16 years-old<br/>- Also played a season at Florida Elite SA in Jacksonville, Fla.</div>                                   |
|   | GMS   | STARTS | GOALS | ASSISTS | PTS   | SOG     |       |     |      |    |    |    |    |       |   |        |    |    |    |    |       |    |               |  |  |   |   |   |   |   |
| 2024  | 12  | 7      | 0     | 3       | 3     | 0       |       |     |      |    |    |    |    |       |   |        |    |    |    |    |       |    |               |  |  |   |   |   |   |   |
| Career  | 24  | 18     | 0     | 3       | 3     | 0       |       |     |      |    |    |    |    |       |   |        |    |    |    |    |       |    |               |  |  |   |   |   |   |   |
| Season Highs:   |   |        | 0     | 3       | 3     | 0       |       |     |      |    |    |    |    |       |   |        |    |    |    |    |       |    |               |  |  |   |   |   |   |   |
|  | <div><b>ALEX BARNETT #4</b><br/><i>D • 6-1 • 185 • Jr.</i></div> <table><thead><tr><th></th><th>GMS</th><th>STARTS</th><th>GOALS</th><th>ASSISTS</th><th>PTS</th><th>SOG</th></tr></thead><tbody><tr><td>2024</td><td>13</td><td>12</td><td>0</td><td>0</td><td>0</td><td>0</td></tr><tr><td>Career</td><td>36</td><td>21</td><td>0</td><td>0</td><td>0</td><td>0</td></tr><tr><td>Season Highs:</td><td></td><td></td><td>0</td><td>0</td><td>0</td><td>0</td></tr></tbody></table>          |        | GMS   | STARTS  | GOALS | ASSISTS | PTS   | SOG | 2024 | 13 | 12 | 0  | 0  | 0     | 0 | Career | 36 | 21 | 0  | 0  | 0     | 0  | Season Highs: |  |  | 0 | 0 | 0 | 0 | <div><b>LAST GM: Starter, 90 minutes</b><br/><b>NOTABLE:</b><br/>- Started four of nine games played in the 2023 season with 379 minutes played<br/>- Played the full 90 minutes in each of his last three appearances<br/>- Two of the three games were against ASUN opponents in Queens (NC), Mercer and Central Arkansas<br/>- Recorded a shot attempt against Queens (NC) on Oct. 21</div>  |
|   | GMS   | STARTS | GOALS | ASSISTS | PTS   | SOG     |       |     |      |    |    |    |    |       |   |        |    |    |    |    |       |    |               |  |  |   |   |   |   |   |
| 2024  | 13  | 12     | 0     | 0       | 0     | 0       |       |     |      |    |    |    |    |       |   |        |    |    |    |    |       |    |               |  |  |   |   |   |   |   |
| Career  | 36  | 21     | 0     | 0       | 0     | 0       |       |     |      |    |    |    |    |       |   |        |    |    |    |    |       |    |               |  |  |   |   |   |   |   |
| Season Highs:   |   |        | 0     | 0       | 0     | 0       |       |     |      |    |    |    |    |       |   |        |    |    |    |    |       |    |               |  |  |   |   |   |   |   |
|  | <div><b>NICK KISHCHENKO #5</b><br/><i>D • 6-4 • 195 • Sr.</i></div> <table><thead><tr><th></th><th>GMS</th><th>STARTS</th><th>GOALS</th><th>ASSISTS</th><th>PTS</th><th>SOG</th></tr></thead><tbody><tr><td>2024</td><td>14</td><td>13</td><td>0</td><td>1</td><td>1</td><td>3</td></tr><tr><td>Career</td><td>54</td><td>50</td><td>6</td><td>4</td><td>16</td><td>22</td></tr><tr><td>Season Highs:</td><td></td><td></td><td>0</td><td>1</td><td>1</td><td>1</td></tr></tbody></table>     |        | GMS   | STARTS  | GOALS | ASSISTS | PTS   | SOG | 2024 | 14 | 13 | 0  | 1  | 1     | 3 | Career | 54 | 50 | 6  | 4  | 16    | 22 | Season Highs: |  |  | 0 | 1 | 1 | 1 | <div><b>LAST GM: Starter, 83 minutes, 1 assist, 1 SOG</b><br/><b>NOTABLE:</b><br/>- Started 11 of 14 games played in the 2023 season with 1,074 total minutes played<br/>- Share the team lead this year in assists with three total as a defender in his first season for the Ospreys<br/>- His two assists in game against Winthrop earned him ASUN Defensive Player of the Week<br/>- He also notched an assist in comeback win against Georgia Southern<br/>- Totaled six total shots and three SOG while playing all 90 minutes in eight games</div> |
|   | GMS   | STARTS | GOALS | ASSISTS | PTS   | SOG     |       |     |      |    |    |    |    |       |   |        |    |    |    |    |       |    |               |  |  |   |   |   |   |   |
| 2024  | 14  | 13     | 0     | 1       | 1     | 3       |       |     |      |    |    |    |    |       |   |        |    |    |    |    |       |    |               |  |  |   |   |   |   |   |
| Career  | 54  | 50     | 6     | 4       | 16    | 22      |       |     |      |    |    |    |    |       |   |        |    |    |    |    |       |    |               |  |  |   |   |   |   |   |
| Season Highs:   |   |        | 0     | 1       | 1     | 1       |       |     |      |    |    |    |    |       |   |        |    |    |    |    |       |    |               |  |  |   |   |   |   |   |
|  | <div><b>PEDRO AMANCIO #6</b><br/><i>D • 5-10 • 160 • Jr.</i></div> <table><thead><tr><th></th><th>GMS</th><th>STARTS</th><th>GOALS</th><th>ASSISTS</th><th>PTS</th><th>SOG</th></tr></thead><tbody><tr><td>2024</td><td>9</td><td>4</td><td>0</td><td>0</td><td>0</td><td>1</td></tr><tr><td>Career</td><td>48</td><td>42</td><td>4</td><td>13</td><td>21</td><td>24</td></tr><tr><td>Season Highs:</td><td></td><td></td><td>0</td><td>0</td><td>0</td><td>1</td></tr></tbody></table>       |        | GMS   | STARTS  | GOALS | ASSISTS | PTS   | SOG | 2024 | 9  | 4  | 0  | 0  | 0     | 1 | Career | 48 | 42 | 4  | 13 | 21    | 24 | Season Highs: |  |  | 0 | 0 | 0 | 1 | <div><b>LAST GM: 19 minutes</b><br/><b>NOTABLE:</b><br/>- Joins Ospreys as an incoming junior after two seasons with Eastern Florida<br/>- Scored three goals and assisted on nine for 15 points during the 2023 season<br/>- Started in 16 of 17 games played with 15 shots on goal and 23 shot attempts<br/>- Had a .652 SOG percentage as well, with a game-winning goal against Fort Lauderdale<br/>- Attended high school at Colégio Intensivo<br/>- Awarded Best Futsal Player in 2018</div>  |
|   | GMS   | STARTS | GOALS | ASSISTS | PTS   | SOG     |       |     |      |    |    |    |    |       |   |        |    |    |    |    |       |    |               |  |  |   |   |   |   |   |
| 2024  | 9   | 4      | 0     | 0       | 0     | 1       |       |     |      |    |    |    |    |       |   |        |    |    |    |    |       |    |               |  |  |   |   |   |   |   |
| Career  | 48  | 42     | 4     | 13      | 21    | 24      |       |     |      |    |    |    |    |       |   |        |    |    |    |    |       |    |               |  |  |   |   |   |   |   |
| Season Highs:   |   |        | 0     | 0       | 0     | 1       |       |     |      |    |    |    |    |       |   |        |    |    |    |    |       |    |               |  |  |   |   |   |   |   |



**ANGUS TAYLOR #7***F • 5-11 • 165 • Gr.*

|                      | GMS | STARTS | GOALS    | ASSISTS  | PTS      | SOG      |
|----------------------|-----|--------|----------|----------|----------|----------|
| 2024                 | 14  | 0      | 0        | 0        | 0        | 3        |
| Career               | 37  | 9      | 1        | 1        | 3        | 10       |
| <b>Season Highs:</b> |     |        | <b>0</b> | <b>0</b> | <b>0</b> | <b>2</b> |

**LAST GM: 24 minutes****NOTABLE:**

- Started two of 11 games played in the 2023 season with 315 minutes played
- Recorded his first career assist against St. Thomas on Sept. 4
- Attempted 10 total shots to be one of six Ospreys with double-digit shot attempts
- Had multiple shot attempts against USC Upstate, Winthrop and Jacksonville
- Also had five shots on goal in five different games, including a pair against ASUN opponents

**JAYLEN YEARWOOD #8***M • 6-0 • 165 • Jr.*

|                      | GMS | STARTS | GOALS    | ASSISTS  | PTS      | SOG      |
|----------------------|-----|--------|----------|----------|----------|----------|
| 2024                 | 9   | 8      | 0        | 2        | 2        | 2        |
| Career               | 35  | 24     | 0        | 2        | 2        | 6        |
| <b>Season Highs:</b> |     |        | <b>0</b> | <b>2</b> | <b>2</b> | <b>1</b> |

**LAST GM: Starter, 76 minutes****NOTABLE:**

- CSC Academic All-District Team (2023)
- Started all 11 games played in the 2023 season with 879 minutes played
- Attempted five total shots, including three over his first four games
- Played the full 90 minutes five different times and over 80 minutes eight times
- Only shot on goal in his appearances was against NC State on Sept. 20

**JOAQUIN ACUNA #9***F • 6-3 • 180 • Sr.*

|                      | GMS | STARTS | GOALS    | ASSISTS  | PTS      | SOG      |
|----------------------|-----|--------|----------|----------|----------|----------|
| 2024                 | 10  | 7      | 5        | 0        | 10       | 7        |
| Career               | 48  | 31     | 16       | 3        | 29       | 31       |
| <b>Season Highs:</b> |     |        | <b>2</b> | <b>0</b> | <b>4</b> | <b>2</b> |

**LAST GM: Starter, 61 minutes, 1 goal, 4 shots****NOTABLE:**


- Started 11 of 13 games played in the 2023 season with 961 total minutes played
- Scored four total goals and recorded three total assists to be the first Osprey to reach at least three in both categories since 2016
- He either scored or assisted in four of the first five games to start the year and finished with back-to-back goals against Lipscomb and Bellarmine
- Both goals at the beginning of the season against Winthrop and Georgia Southern were game-winning scores

**SCOTT BEEKS #10***M • 6-1 • 160 • Gr.*

|                      | GMS | STARTS | GOALS    | ASSISTS  | PTS      | SOG      |
|----------------------|-----|--------|----------|----------|----------|----------|
| 2024                 | 4   | 1      | 0        | 0        | 0        | 0        |
| Career               | 54  | 25     | 4        | 5        | 13       | 13       |
| <b>Season Highs:</b> |     |        | <b>0</b> | <b>0</b> | <b>0</b> | <b>0</b> |

**LAST GM: 7 minutes****NOTABLE:**

- Started three of 12 games played in the 2023 season with 408 minutes played
- Turned in an assist against FGCU during a season-high 68 minutes played on Sept. 30
- Also surpassed 45 total minutes against ASUN foes, Bellarmine and Queens (NC)
- Recorded four shots on the season, including two against Bellarmine on Oct. 14

**LUC GRANITUR #11***F • 5-10 • 160 • R-Jr.*

|                      | GMS | STARTS | GOALS    | ASSISTS  | PTS      | SOG      |
|----------------------|-----|--------|----------|----------|----------|----------|
| 2024                 | 11  | 10     | 2        | 4        | 8        | 6        |
| Career               | 21  | 20     | 7        | 5        | 19       | 17       |
| <b>Season Highs:</b> |     |        | <b>1</b> | <b>2</b> | <b>3</b> | <b>2</b> |

**LAST GM:****NOTABLE:**

- ASUN All-Conference Second Team & CSC Academic All-District Team (2023)
- Started 12 of 13 games played in the 2023 season with 874 total minutes played
- Led the team in goals scored this year with five total to be the first Osprey since 2021 with that mark
- Scored three goals in first three games of the season, including a brace against Winthrop, followed with back-to-back scores against Jacksonville and FGCU
- Notched lone assist of the season in 1-1 draw against FAU

**MOUSSA WADE #12***F • --- • 6th*

|                      | GMS | STARTS | GOALS | ASSISTS | PTS | SOG |
|----------------------|-----|--------|-------|---------|-----|-----|
| 2024                 |     |        |       |         |     |     |
| Career               | 49  | 44     | 8     | 7       | 23  | 30  |
| <b>Season Highs:</b> |     |        |       |         |     |     |

**LAST GM:****NOTABLE:****RENTARO MIYAKAWA #16***M • 5-7 • 145 • Sr.*

|                      | GMS | STARTS | GOALS    | ASSISTS  | PTS      | SOG      |
|----------------------|-----|--------|----------|----------|----------|----------|
| 2024                 | 14  | 13     | 1        | 5        | 7        | 2        |
| Career               | 48  | 31     | 4        | 4        | 12       | 8        |
| <b>Season Highs:</b> |     |        | <b>1</b> | <b>1</b> | <b>2</b> | <b>1</b> |

**LAST GM: Starter, 71 minutes****NOTABLE:**

- Started in seven of 14 games played in the 2023 season with 815 minutes played
- Was one of four Ospreys with at least 14 appearances on the year
- Scored his first and only goal on the season in the non-conference finale against Mercer on Oct. 24
- Also attempted one of his two shots on goal against Mercer

**JACOB HARRIS #17***M • 5-11 • 155 • Jr.*

|                      | GMS | STARTS | GOALS    | ASSISTS  | PTS      | SOG      |
|----------------------|-----|--------|----------|----------|----------|----------|
| 2024                 | 14  | 3      | 0        | 1        | 1        | 2        |
| Career               | 40  | 20     | 2        | 2        | 6        | 7        |
| <b>Season Highs:</b> |     |        | <b>0</b> | <b>1</b> | <b>1</b> | <b>1</b> |

**LAST GM: 19 minutes****NOTABLE:**

- Started seven of 11 games played in the 2023 season with 519 minutes played
- Attempted four total shots, including three shots and his only shot on goal in ASUN opener against Stetson on Sept. 16
- Surpassed 45 minutes on four different occasions, including a season-high 76 minutes against Stetson

**MARK ROMANO #18***M • 6-0 • 170 • So.*

|                      | GMS | STARTS | GOALS    | ASSISTS  | PTS      | SOG      |
|----------------------|-----|--------|----------|----------|----------|----------|
| 2024                 | 1   | 0      | 0        | 0        | 0        | 0        |
| Career               | 1   | 0      | 0        | 0        | 0        | 0        |
| <b>Season Highs:</b> |     |        | <b>0</b> | <b>0</b> | <b>0</b> | <b>0</b> |

**LAST GM: 7 minutes****NOTABLE:**

- Did not play during the 2023 season

**JAXON REINHARDT #19***F • 6-0 • 170 • R-Jr.*

|                      | GMS | STARTS | GOALS    | ASSISTS  | PTS      | SOG      |
|----------------------|-----|--------|----------|----------|----------|----------|
| 2024                 | 13  | 2      | 4        | 0        | 8        | 8        |
| Career               | 22  | 2      | 4        | 0        | 8        | 8        |
| <b>Season Highs:</b> |     |        | <b>2</b> | <b>0</b> | <b>4</b> | <b>2</b> |

**LAST GM: 29 minutes, 1 goal, 2 SOG****NOTABLE:**

- Made five appearances in the 2023 season with 79 minutes

- Set a season-high mark for minutes played with 33 total against FAU on Sept. 12

**BRADEN MASKER #20***F • 5-10 • 155 • Jr.*

|                      | GMS | STARTS | GOALS    | ASSISTS  | PTS      | SOG      |
|----------------------|-----|--------|----------|----------|----------|----------|
| 2024                 | 13  | 2      | 1        | 0        | 2        | 2        |
| Career               | 37  | 16     | 1        | 4        | 6        | 8        |
| <b>Season Highs:</b> |     |        | <b>1</b> | <b>0</b> | <b>2</b> | <b>1</b> |

**LAST GM: 7 minutes****NOTABLE:**

- Started five of 12 games played in the 2023 season in 396 minutes played

- Was one of four Ospreys on the year to record multiple assists with two total against Jacksonville and Bellarmine

- Also recorded 10 total shots to be one of six UNF players with double-digit shot attempts

- Had a shot attempt in each of his final seven appearances on the season with two shots taken in matches against FGCU and Bellarmine

**RAFA RIOS #21***D • 6-1 • 185 • Fr.*

|                      | GMS | STARTS | GOALS    | ASSISTS  | PTS      | SOG      |
|----------------------|-----|--------|----------|----------|----------|----------|
| 2024                 | 14  | 14     | 0        | 3        | 3        | 1        |
| Career               | 14  | 14     | 0        | 3        | 3        | 1        |
| <b>Season Highs:</b> |     |        | <b>0</b> | <b>1</b> | <b>1</b> | <b>1</b> |

**LAST GM: Starter, 81 minutes****NOTABLE:**

- Played high school soccer for two years at San Juan Bautista

- Also competed for three seasons with CD Roda club team

**ANTON KHELIL #22***M • 6-3 • 165 • So.*

|                      | GMS | STARTS | GOALS    | ASSISTS  | PTS      | SOG      |
|----------------------|-----|--------|----------|----------|----------|----------|
| 2024                 | 14  | 13     | 2        | 0        | 4        | 6        |
| Career               | 14  | 13     | 2        | 0        | 4        | 6        |
| <b>Season Highs:</b> |     |        | <b>2</b> | <b>0</b> | <b>4</b> | <b>2</b> |

**LAST GM: Starter, 83 minutes, 2 shots****NOTABLE:**

- Attended Lycée Rosa Luxemburg for high school

- Placed second of Regional League twice during his HS years

- Was also part of Canet en Roussillon club team for seven years

- Both teams were managed under head coach Christophe Mangin

**BRIAN McMANUS JR. #23***D • 5-8 • 145 • So.*

|                      | GMS | STARTS | GOALS    | ASSISTS  | PTS      | SOG      |
|----------------------|-----|--------|----------|----------|----------|----------|
| 2024                 | 9   | 2      | 0        | 0        | 0        | 0        |
| Career               | 18  | 6      | 0        | 1        | 1        | 1        |
| <b>Season Highs:</b> |     |        | <b>0</b> | <b>0</b> | <b>0</b> | <b>0</b> |

**LAST GM: 9 minutes****NOTABLE:**

- Started four of nine games played in the 2023 season with 209 minutes played

- Recorded an assist in his first collegiate appearance against Winthrop on Sept. 1

- Played over 45 minutes in his last two games, including a season-high 55 minutes against Mercer on Oct. 24

- Also attempted his first shot on goal in the final match of the year against Central Arkansas on Oct. 28

**OWEN CUNHA #24***D • 5-10 • 155 • Jr.*

|                      | GMS | STARTS | GOALS | ASSISTS | PTS | SOG |
|----------------------|-----|--------|-------|---------|-----|-----|
| 2024                 |     |        |       |         |     |     |
| Career               | 24  | 12     | 0     | 2       | 1   | 2   |
| <b>Season Highs:</b> |     |        |       |         |     |     |

**LAST GM:****NOTABLE:**

- Started six of 11 games played in the 2023 season with 493 minutes played

- Was one of four Ospreys with multiple assists, recording them against Lipscomb and Mercer

- Played over 45 minutes six different appearances, including a season-high 66 minutes twice

- Took seven total shots with two multi-shot matches against FAU and Bellarmine

- Attempted his only shot on goal against FAU on Sept. 12





**DIOGO GARCIA #25***D • 6-3 • 180 • Gr.*

|  | GMS | STARTS | GOALS | ASSISTS | PTS | SOG |
|--|-----|--------|-------|---------|-----|-----|
|--|-----|--------|-------|---------|-----|-----|

2024

Career

**Season Highs:****LAST GM:****NOTABLE:****NIKLAS SCHAFFNER #26***M • 5-10 • 160 • Sr.*

|  | GMS | STARTS | GOALS | ASSISTS | PTS | SOG |
|--|-----|--------|-------|---------|-----|-----|
|--|-----|--------|-------|---------|-----|-----|

2024

Career

**Season Highs:****LAST GM: 7 minutes****NOTABLE:**

- Made two appearances in the 2023 season with 60 minutes played
- Put up three shots, including two shots on goal, in 25 minutes against Central Arkansas on Oct. 28

**ETHAN ASH #27***D • 5-9 • 170 • 6th*

|  | GMS | STARTS | GOALS | ASSISTS | PTS | SOG |
|--|-----|--------|-------|---------|-----|-----|
|--|-----|--------|-------|---------|-----|-----|

2024

Career

**Season Highs:****LAST GM:****NOTABLE:**

- ASUN Scholar-Athlete of the Year & CSC Second Team Academic All-America (2023)
- Started 12 of 13 games played in the 2023 season with 1,009 total minutes played
- Scored first goal as an Osprey in 1-1 draw against FAU
- Played all 90 minutes in 10 games this season
- Has attempted six shots and one shot on goal, which was a goal, as a defender
- Helped hold down backline that leads the conference in goals against average at 1.33

**FELIPE CINTRA #28***D • 6-0 • 185 • Fr.*

|  | GMS | STARTS | GOALS | ASSISTS | PTS | SOG |
|--|-----|--------|-------|---------|-----|-----|
|--|-----|--------|-------|---------|-----|-----|

2024

Career

**Season Highs:****LAST GM:****NOTABLE:**

- Played seven years with the North York Academy club team
- Helped team to become 2x OSL champions
- Was a 2x All-Canadian Top 60 College Showcase and All-Tournament XI
- Named All-Tournament for Sigma FC Tournament and Laval FC Tournament as well
- Team Ontario captain in the TFCxFTF Canadian Showcase
- Named club captain during his time with the squad

**AUSTIN GAINS #30***GK • 6-1 • 185 • Sr.*

|  | GMS | STARTS | GA | SV | W-L-T | SHO |
|--|-----|--------|----|----|-------|-----|
|--|-----|--------|----|----|-------|-----|

2024

Career

**Season Bests:****LAST GM:****NOTABLE:**

- Attended Western HS as a straight-A Honor Roll student
- Played 10 years for the Weston FC club team
- Helped team qualify for the MLS Next Playoffs as a U-16 and U-19 squads
- Also finished as quarterfinalists during those events

**SASHA MARIC #33***D • 6-3 • 200 • Fr.*

|  | GMS | STARTS | GOALS | ASSISTS | PTS | SOG |
|--|-----|--------|-------|---------|-----|-----|
|--|-----|--------|-------|---------|-----|-----|

2024

Career

**Season Highs:****LAST GM:****NOTABLE:**

- Played soccer and started all four years of high school
- Helped team to regional championship and final four appearance in 2021-22
- 3x 7A District 1 champion and 4x Gateway Conference champion
- First Coast Player of the Year, 2x Gateway All-Conference Team, Freshman of the Year and 2x News4Jax All-Northeast Florida First Team selection

**DAVID PEREZ #99***M • 5-7 • 140 • R-Jr.*

|  | GMS | STARTS | GOALS | ASSISTS | PTS | SOG |
|--|-----|--------|-------|---------|-----|-----|
|--|-----|--------|-------|---------|-----|-----|

2024

Career

**Season Highs:****LAST GM: Starter, 73 minutes, 1 goal, 2 shots****NOTABLE:**

- Made seven starts in 12 games played during the 2022 season
- Played 635 total minutes with three goals and a game-winning goal
- Also had six shots on goal and 17 total shots with a .353 SOG percentage
- Played for multiple club teams, including Albal CF, Discobolo La Torre, Levante UD, Alboraya and Torrent



Official Soccer Box Score - Final  
**North Florida vs Virginia Tech**  
8/22/2024 Thompson Field, Blacksburg  
2024-25 Men's Soccer

Match Time: 7:00 PM  
Match Duration: 02:00  
Attendance: 550

Officials: Kyle Johnston, Kevin Charlton, Tim Eller, Paolo Zambrano

North Florida (0-1-0) vs.  
Virginia Tech (1-0-0)  
Date: 8/22/2024 • Attendance: 550

| North Florida     |                   | Sh | SO | G | A | Fo | Min |
|-------------------|-------------------|----|----|---|---|----|-----|
| Pos ##            | Player            |    |    |   |   |    |     |
| gk 1              | Luciano Natoli    | -  | -  | - | - | -  | 90  |
| mid 2             | Tyler Prebenda    | -  | -  | - | - | -  | 34  |
| def 5             | Nick Kishchenko   | 2  | 1  | - | - | 2  | 90  |
| def 6             | Pedro Amancio     | 2  | -  | - | - | -  | 84  |
| fwd 9             | Joaquin Acuna     | 3  | 1  | - | - | 1  | 73  |
| fwd 11            | Luc Granitur      | -  | -  | - | - | 2  | 73  |
| mid 16            | Rentaro Miyakawa  | -  | -  | - | - | -  | 60  |
| def 21            | Rafa Rios         | -  | -  | - | - | 1  | 68  |
| mid 22            | Anton Khelli      | -  | -  | - | - | -  | 90  |
| def 27            | Ethan Ash         | -  | -  | - | - | -  | 90  |
| mid 99            | David Perez       | 3  | 2  | - | - | -  | 73  |
| -- Substitutes -- |                   |    |    |   |   |    |     |
| 3                 | Alfie Mattocks    | -  | -  | - | - | -  | 22  |
| 4                 | Alex Barnett      | -  | -  | - | - | 1  | 22  |
| 7                 | Angus Taylor      | -  | -  | - | - | -  | 17  |
| 10                | Scott Beeks       | 1  | -  | - | - | -  | 17  |
| 17                | Jacob Harris      | -  | -  | - | - | -  | 30  |
| 19                | Jaxon Reinhardt   | -  | -  | - | - | 1  | 17  |
| 20                | Braden Masker     | -  | -  | - | - | -  | 17  |
| 23                | Brian McManus Jr. | -  | -  | - | - | -  | 23  |
| Totals            |                   | 11 | 4  | - | - | 9  |     |

| ## | Goalkeepers    | Dec | Min   | GA | Saves |
|----|----------------|-----|-------|----|-------|
| 1  | Luciano Natoli | L   | 90:00 | 4  | 3     |

Win-Wenzel, Cooper (1-0-0), Loss-Natoli, Luciano (0-1-0).

| Shots by period |  | 1 | 2 | Total |
|-----------------|--|---|---|-------|
| Ospreys         |  | 4 | 7 | 11    |
| Hokies          |  | 6 | 6 | 12    |
| Corner kicks    |  | 1 | 2 | Total |
| Ospreys         |  | 2 | 1 | 3     |
| Hokies          |  | 2 | 2 | 4     |

Scoring summary:

| No. | Time  | Team | Goal scorer     | Assist       | Description |
|-----|-------|------|-----------------|--------------|-------------|
| 1.  | 33:25 | VT   | Samy Kolby (1)  | CJ Coppola   |             |
| 2.  | 40:50 | VT   | Samy Kolby (2)  | (unassisted) |             |
| 3.  | 47:13 | VT   | CJ Coppola (1)  | Samy Kolby   |             |
| 4.  | 53:00 | VT   | Noe Uwimana (1) | (unassisted) |             |

Cautions and ejections:

YC - Ospreys #9 20:00; YC - Hokies #29 23:16; YC - Ospreys #11 23:19; YC - Ospreys #6 52:57



Official Soccer Box Score - Final  
**Winthrop vs North Florida**  
8/29/2024 Hodges Stadium, Jacksonville, Fla.  
2024-25 Men's Soccer

Match Time: 7:47 PM  
Match Duration: 02:08  
Attendance: 368

Officials:

Winthrop (0-3-0) vs.  
North Florida (1-1-1)  
Date: 8/29/2024 • Attendance: 368

| Winthrop          |                       | Sh | SO | G | A | Fo | Min |
|-------------------|-----------------------|----|----|---|---|----|-----|
| Pos ##            | Player                |    |    |   |   |    |     |
| gk 1              | Jack Kilstrom         | -  | -  | - | - | -  | 90  |
| def 4             | Borris Nguelle        | 1  | 1  | - | - | 1  | 63  |
| def 5             | Sam Pidgeon           | -  | -  | - | - | -  | 90  |
| mid 6             | Rodrigo Ferreira      | 3  | 1  | - | - | 2  | 74  |
| mid 8             | Dionario Adamson      | 2  | -  | - | - | -  | 70  |
| fwd 10            | Ricardo Ferreira      | 1  | -  | - | - | 1  | 73  |
| mid 13            | Bernardo Pacheco      | -  | -  | - | - | -  | 29  |
| fwd 19            | Bruno Riveron Sagrero | 1  | -  | - | - | 1  | 57  |
| def 20            | Diego Candia          | -  | -  | - | - | -  | 90  |
| def 24            | Emory Crichtow        | -  | -  | - | - | -  | 63  |
| def 66            | Sodal Koketsu         | -  | -  | - | - | 1  | 74  |
| -- Substitutes -- |                       |    |    |   |   |    |     |
| 3                 | Ian Zahara            | -  | -  | - | - | 1  | 45  |
| 9                 | Jake Gusler           | -  | -  | - | - | -  | 33  |
| 11                | Hayden Hollinger      | -  | -  | - | - | -  | 33  |
| 18                | Josh Sczech           | -  | -  | - | - | -  | 17  |
| 21                | Caleb Swenson         | 2  | 2  | 1 | - | 1  | 43  |
| 23                | Ryan Armijo           | -  | -  | - | - | -  | 36  |
| 25                | Ethan Marks           | -  | -  | - | - | -  | 10  |
| Totals            |                       | 10 | 4  | 1 | - | 8  |     |

| ## | Goalkeepers   | Dec | Min   | GA | Saves |
|----|---------------|-----|-------|----|-------|
| 1  | Jack Kilstrom | L   | 90:00 | 3  | 1     |

Win-Natoli, Luciano (1-1-1), Loss-Kilstrom, Jack (0-3-0).

| Shots by period |  | 1 | 2 | Total |
|-----------------|--|---|---|-------|
| Eagles          |  | 4 | 6 | 10    |
| Ospreys         |  | 3 | 7 | 10    |
| Corner kicks    |  | 1 | 2 | Total |
| Eagles          |  | 0 | 5 | 5     |
| Ospreys         |  | 4 | 1 | 5     |

Scoring summary:

| No. | Time  | Team | Goal scorer         | Assist                    | Description |
|-----|-------|------|---------------------|---------------------------|-------------|
| 1.  | 39:14 | UNF  | Jaxon Reinhardt (1) | Luc Granitur              |             |
| 2.  | 44:46 | WU   | Caleb Swenson (1)   | (unassisted)              |             |
| 3.  | 45:46 | UNF  | (OWN GOAL)          | (unassisted)              |             |
| 4.  | 61:56 | UNF  | Jaxon Reinhardt (2) | Ethan Ash<br>Luc Granitur |             |

Cautions and ejections:

YC - Ospreys #6 24:41; YC - Eagles #5 66:02; YC - Eagles #3 84:25; YC - Eagles #25 85:04; YC - Eagles #30 85:04; YC - Ospreys #17 86:43; YC - Ospreys #4 89:11



Official Soccer Box Score - Final  
**North Florida vs South Carolina**  
8/25/2024 Stone Stadium, Columbia, S.C.  
2024-25 Men's Soccer

Match Time: 3:05 PM  
Match Duration: 02:11  
Attendance: 3912

Officials: Joe Tompkins, Kathryn Perry, Honorio Ojeda Osorio, Brian Mabes

North Florida (0-1-1) vs.  
South Carolina (1-0-1)  
Date: 8/25/2024 • Attendance: 3912

| North Florida     |                   | Sh | SO | G | A | Fo | Min |
|-------------------|-------------------|----|----|---|---|----|-----|
| Pos ##            | Player            |    |    |   |   |    |     |
| gk 1              | Luciano Natoli    | -  | -  | - | - | -  | 90  |
| def 4             | Alex Barnett      | -  | -  | - | - | -  | 74  |
| def 5             | Nick Kishchenko   | -  | -  | - | - | 1  | 90  |
| def 6             | Pedro Amancio     | 1  | 1  | - | - | -  | 55  |
| fwd 9             | Joaquin Acuna     | 1  | -  | - | - | 1  | 83  |
| fwd 11            | Luc Granitur      | -  | -  | - | - | 1  | 78  |
| mid 16            | Rentaro Miyakawa  | 1  | 1  | 1 | - | 2  | 83  |
| def 21            | Rafa Rios         | 2  | -  | - | - | 1  | 90  |
| mid 22            | Anton Khelli      | -  | -  | - | - | 1  | 70  |
| def 23            | Brian McManus Jr. | -  | -  | - | - | -  | 55  |
| def 27            | Ethan Ash         | -  | -  | - | - | -  | 90  |
| -- Substitutes -- |                   |    |    |   |   |    |     |
| 2                 | Tyler Prebenda    | 1  | -  | - | - | -  | 35  |
| 3                 | Alfie Mattocks    | -  | -  | - | - | -  | 13  |
| 7                 | Angus Taylor      | -  | -  | - | - | -  | 16  |
| 17                | Jacob Harris      | -  | -  | - | - | -  | 20  |
| 19                | Jaxon Reinhardt   | -  | -  | - | - | -  | 7   |
| 20                | Braden Masker     | 1  | 1  | 1 | - | -  | 12  |
| 99                | David Perez       | 1  | -  | - | - | -  | 29  |
| Totals            |                   | 8  | 3  | 2 | - | 7  |     |

| ## | Goalkeepers    | Dec | Min   | GA | Saves |
|----|----------------|-----|-------|----|-------|
| 1  | Luciano Natoli | T   | 90:00 | 2  | 0     |

North Florida-Natoli, Luciano (0-1-1), South Carolina-Versterre, Filip (1-0-1).

| Shots by period |  | 1 | 2 | Total |
|-----------------|--|---|---|-------|
| Ospreys         |  | 4 | 4 | 8     |
| Gamecocks       |  | 4 | 3 | 7     |
| Corner kicks    |  | 1 | 2 | Total |
| Ospreys         |  | 1 | 5 | 6     |
| Gamecocks       |  | 2 | 0 | 2     |

Scoring summary:

| No. | Time  | Team | Goal scorer              | Assist           | Description |
|-----|-------|------|--------------------------|------------------|-------------|
| 1.  | 15:51 | USC  | Harrison Myring (2)      | (unassisted)     |             |
| 2.  | 54:42 | USC  | Sebastian Reventlow-Mo.. | (1) Ethan Ballek |             |
| 3.  | 81:00 | UNF  | Rentaro Miyakawa (1)     | (unassisted)     |             |
| 4.  | 84:08 | UNF  | Braden Masker (1)        | (unassisted)     |             |

Cautions and ejections:

YC - Ospreys #9 76:12



Official Soccer Box Score - Final  
**Mercer vs North Florida**  
9/1/2024 Hodges Stadium, Jacksonville  
2024-25 Men's Soccer

Match Time: 7:30 PM  
Match Duration: 02:03  
Attendance: 310

Officials:

Mercer (1-1-2) vs.  
North Florida (1-1-2)  
Date: 9/1/2024 • Attendance: 310

| Mercer            |                   | Sh | SO | G | A | Fo | Min |
|-------------------|-------------------|----|----|---|---|----|-----|
| Pos ##            | Player            |    |    |   |   |    |     |
| gk 0              | Trevor McMullen   | -  | -  | - | - | -  | 90  |
| def 2             | Sekou Agard       | -  | -  | - | - | -  | 90  |
| mid 3             | Natnael McDonald  | -  | -  | - | - | -  | 90  |
| 5                 | Tommy Redd        | 1  | -  | - | - | -  | 74  |
| mid 6             | Tomas Morales     | -  | -  | - | - | 1  | 66  |
| mid 8             | Carlos Santamaria | 5  | 1  | - | - | -  | 74  |
| fwd 10            | Segun Afolabi     | -  | -  | - | - | 2  | 55  |
| fwd 13            | Ehi Aimiwu        | 2  | 1  | - | - | 1  | 55  |
| mid 16            | Nick Wanzer       | -  | -  | - | - | 3  | 88  |
| fwd 18            | Kadeem Agard      | -  | -  | - | - | -  | 90  |
| def 21            | Wood Pondeca      | -  | -  | - | - | 1  | 90  |
| -- Substitutes -- |                   |    |    |   |   |    |     |
| 4                 | Chad Eldridge     | -  | -  | - | - | -  | 1   |
| 7                 | Aaron Pondeca     | 1  | -  | - | - | 1  | 34  |
| 9                 | Barzee Blama      | 2  | -  | - | - | -  | 35  |
| 23                | Fernando Arteaga  | -  | -  | - | - | -  | 32  |
| 24                | Dalton Reyna      | -  | -  | - | - | -  | 10  |
| 28                | Grant Hampton     | -  | -  | - | - | -  | 16  |
| Totals            |                   | 11 | 2  | - | - | 9  |     |

| ## | Goalkeepers     | Dec | Min   | GA | Saves |
|----|-----------------|-----|-------|----|-------|
| 0  | Trevor McMullen | T   | 90:00 | 0  | 3     |

Mercer-McMullen, Trevor (1-1-2), North Florida-Natoli, Luciano (1-1-2).

| Shots by period |  | 1 | 2 | Total |
|-----------------|--|---|---|-------|
| Bears           |  | 3 | 8 | 11    |
| Ospreys         |  | 0 | 5 | 5     |
| Corner kicks    |  | 1 | 2 | Total |
| Bears           |  | 2 | 1 | 3     |
| Ospreys         |  | 1 | 1 | 2     |

Scoring summary:

| No. | Time  | Team | Goal scorer         | Assist                    | Description |
|-----|-------|------|---------------------|---------------------------|-------------|
| 1.  | 39:14 | UNF  | Jaxon Reinhardt (1) | Luc Granitur              |             |
| 2.  | 44:46 | WU   | Caleb Swenson (1)   | (unassisted)              |             |
| 3.  | 45:46 | UNF  | (OWN GOAL)          | (unassisted)              |             |
| 4.  | 61:56 | UNF  | Jaxon Reinhardt (2) | Ethan Ash<br>Luc Granitur |             |

Cautions and ejections:

YC - Bears 30:56; YC - Bears #23 42:36; RC (straight) - Bears 45:00; YC - Ospreys #11 54:11; YC - Bears #28 56:28; YC - Ospreys #99 61:41; YC - Ospreys #9 65:48; YC - Bears #16 74:17; YC - Ospreys #22 74:49

Stadium: Hodges Stadium

Officials:

Offsides: Mercer 4, North Florida 0.





Official Soccer Box Score - Final  
**UAB vs North Florida**  
9/6/2024 UNF Turf Field, Jacksonville, Fla.  
North Florida vs. UAB

Match Time: 1:30 PM  
Match Duration: 02:15  
Attendance: 112

Officials:

UAB (2-1-1) vs.  
North Florida (1-2-2)  
Date: 9/6/2024 • Attendance: 112

| Pos ##            | Player             | Sh | SO | G | A | Fo | Min |
|-------------------|--------------------|----|----|---|---|----|-----|
| def 3             | Chris McKenna      | 1  | -  | - | - | 1  | 90  |
| def 4             | Mathis Richter     | -  | -  | - | - | 2  | 90  |
| def 6             | Gustavo Barbosa    | -  | -  | - | - | 84 |     |
| mid 8             | Ivan Jolivet       | 1  | 1  | - | - | 77 |     |
| fwd 10            | Isaac Calderon     | 3  | 1  | - | - | 49 |     |
| fwd 11            | Humphrey Doh       | 1  | 1  | - | - | 49 |     |
| mid 14            | Alan Melendez      | -  | -  | - | - | 80 |     |
| def 15            | Ole Jessen         | -  | -  | - | 1 | 77 |     |
| mid 17            | Lucas Rizzo        | 1  | -  | - | - | 46 |     |
| mid 18            | Simon Helt         | 1  | -  | - | - | 1  | 67  |
| gk 30             | Jonathan Murteanu  | -  | -  | - | - | 90 |     |
| -- Substitutes -- |                    |    |    |   |   |    |     |
| 9                 | Coleman Jennings   | -  | -  | - | - | 23 |     |
| 12                | Edy Gael           | -  | -  | - | - | 12 |     |
| 16                | Mathias Love Groth | 1  | -  | - | - | 1  | 62  |
| 21                | Tommy Case         | -  | -  | - | - | 23 |     |
| 22                | Kaleb Jowers       | -  | -  | - | - | 1  |     |
| 27                | Tony Kim           | 3  | 3  | 1 | - | 1  | 41  |
| 28                | Carson Brice       | -  | -  | - | - | 1  | 6   |
| 32                | Jake Kellerhals    | -  | -  | - | - | 23 |     |
| Totals            |                    | 12 | 6  | 1 | - | 8  |     |

| ## | Goalkeepers       | Dec | Min   | GA | Saves |
|----|-------------------|-----|-------|----|-------|
| 30 | Jonathan Murteanu | W   | 90:00 | 0  | 1     |

Win-Murteanu, Jonathan (2-1-1). Loss-Pentinat, Iu (0-1-0).

| Shots by period | 1 | 2 | Total |
|-----------------|---|---|-------|
| Blazers         | 5 | 7 | 12    |
| Ospreys         | 5 | 6 | 11    |

| Corner kicks | 1 | 2 | Total |
|--------------|---|---|-------|
| Blazers      | 0 | 0 | 0     |
| Ospreys      | 2 | 3 | 5     |

Scoring summary:

| No. | Time  | Team | Goal scorer  | Assist       | Description |
|-----|-------|------|--------------|--------------|-------------|
| 1.  | 34:32 | UAB  | Tony Kim (2) | (unassisted) |             |

Cautions and ejections:

YC - Ospreys #4 31:43; YC - Ospreys #20 61:47; YC - Blazers #15 62:33; YC - Ospreys #9 64:17; YC - Blazers #16 69:19

Stadium: UNF Turf Field

Officials:

Offsides: UAB 2, North Florida 0.



Official Soccer Box Score - Final  
**North Florida vs Fla. Atlantic**  
9/13/2024 FAU Soccer Stadium, Boca Raton  
2024-25 Men's Soccer

Match Time: 7:00 PM  
Match Duration: 02:04  
Attendance: 355

Officials: Madrid Coric, Jorge Escobar, Oscar Padilla, Rubiel Vazquez

North Florida (1-4-2) vs.  
Fla. Atlantic (2-2-1)  
Date: 9/13/2024 • Attendance: 355

| Pos ##            | Player           | Sh | SO | G | A  | Fo | Min |
|-------------------|------------------|----|----|---|----|----|-----|
| gk 1              | Luciano Natoli   | -  | -  | - | -  | 90 |     |
| mid 2             | Tyler Prebenda   | -  | -  | - | 2  | 69 |     |
| def 4             | Alex Barnett     | -  | -  | - | 1  | 90 |     |
| def 5             | Nick Kishchenko  | -  | -  | - | 90 |    |     |
| mid 8             | Jaylen Yearwood  | 1  | 1  | - | -  | 45 |     |
| fwd 9             | Joaquin Acuna    | -  | -  | - | 12 |    |     |
| fwd 11            | Luc Granitur     | -  | -  | - | 74 |    |     |
| mid 16            | Rentaro Miyakawa | 1  | -  | - | 1  | 68 |     |
| def 21            | Rafa Rios        | -  | -  | - | 90 |    |     |
| mid 22            | Anton Khellil    | 1  | 1  | - | -  | 90 |     |
| mid 99            | David Perez      | -  | -  | - | 1  | 77 |     |
| -- Substitutes -- |                  |    |    |   |    |    |     |
| 3                 | Allie Mattocks   | -  | -  | - | -  | 13 |     |
| 7                 | Angus Taylor     | -  | -  | - | -  | 1  | 43  |
| 17                | Jacob Harris     | -  | -  | - | -  | 15 |     |
| 19                | Jaxon Reinhardt  | -  | -  | - | -  | 3  |     |
| 20                | Braden Masker    | -  | -  | - | -  | 13 |     |
| 26                | Niklas Schaffner | -  | -  | - | -  | 9  |     |
| 27                | Ethan Ash        | -  | -  | - | -  | 21 |     |
| Totals            |                  | 3  | 2  | - | 6  |    |     |

| ## | Goalkeepers    | Dec | Min   | GA | Saves |
|----|----------------|-----|-------|----|-------|
| 1  | Luciano Natoli | L   | 90:00 | 2  | 4     |

Win-Alfaro, Nacho (2-2-1). Loss-Natoli, Luciano (1-2-2).

| Shots by period | 1 | 2 | Total |
|-----------------|---|---|-------|
| Ospreys         | 2 | 1 | 3     |
| Owls            | 8 | 9 | 17    |

| Corner kicks | 1 | 2 | Total |
|--------------|---|---|-------|
| Ospreys      | 3 | 0 | 3     |
| Owls         | 4 | 6 | 10    |

Scoring summary:

| No. | Time  | Team | Goal scorer        | Assist                             | Description |
|-----|-------|------|--------------------|------------------------------------|-------------|
| 1.  | 33:51 | FAU  | Mamadou Diarra (2) | Arthur Widiez<br>Callum Frogson    |             |
| 2.  | 83:23 | FAU  | Mamadou Diarra (3) | Kerfalla Toure<br>Aboubacar Traore |             |

Cautions and ejections:

RC (straight) - Ospreys #9 11:52; YC - Owls #19 56:02



Official Soccer Box Score - Final  
**North Florida vs Ga. Southern**  
9/9/2024 Be Pitts Field, Statesboro  
2024-25 Men's Soccer

Match Time: 6:00 PM  
Match Duration: 02:05  
Attendance: 112

Officials: Thomas Bilo, Katarzyna Wasiak, Robert Benge, Brian Mabes

North Florida (1-3-2) vs.  
Ga. Southern (3-0-1)  
Date: 9/9/2024 • Attendance: 112

| Pos ##            | Player           | Sh | SO | G | A | Fo | Min |
|-------------------|------------------|----|----|---|---|----|-----|
| gk 0              | Iu Pentinat      | -  | -  | - | - | 90 |     |
| mid 2             | Tyler Prebenda   | 1  | -  | - | 1 | 60 |     |
| def 3             | Allie Mattocks   | -  | -  | - | 2 | 49 |     |
| def 4             | Alex Barnett     | -  | -  | - | 2 | 90 |     |
| def 5             | Nick Kishchenko  | -  | -  | - | 1 | 69 |     |
| fwd 9             | Joaquin Acuna    | 2  | 1  | - | - | 1  | 57  |
| fwd 11            | Luc Granitur     | 3  | 1  | 1 | - | 2  | 73  |
| mid 16            | Rentaro Miyakawa | 1  | -  | - | - | 45 |     |
| mid 17            | Jacob Harris     | 1  | -  | - | - | 58 |     |
| def 21            | Rafa Rios        | 1  | -  | - | 1 | 90 |     |
| mid 99            | Ethan Ash        | -  | -  | - | - | 45 |     |
| -- Substitutes -- |                  |    |    |   |   |    |     |
| 7                 | Angus Taylor     | 1  | -  | - | - | 21 |     |
| 8                 | Jaylen Yearwood  | 1  | 1  | - | - | 30 |     |
| 19                | Jaxon Reinhardt  | 1  | 1  | - | - | 33 |     |
| 20                | Braden Masker    | -  | -  | - | 2 | 24 |     |
| 22                | Anton Khellil    | 2  | -  | - | - | 62 |     |
| 99                | David Perez      | 1  | -  | - | - | 1  | 62  |
| Totals            |                  | 15 | 4  | 1 | 1 | 12 |     |

| ## | Goalkeepers | Dec | Min   | GA | Saves |
|----|-------------|-----|-------|----|-------|
| 0  | Iu Pentinat | L   | 90:00 | 4  | 5     |

Win-Martinez, Nate (3-0-1). Loss-Pentinat, Iu (0-2-0).

| Shots by period | 1 | 2  | Total |
|-----------------|---|----|-------|
| Ospreys         | 5 | 10 | 15    |
| Eagles          | 5 | 11 | 16    |

| Corner kicks | 1 | 2 | Total |
|--------------|---|---|-------|
| Ospreys      | 6 | 5 | 11    |
| Eagles       | 2 | 0 | 2     |

Scoring summary:

| No. | Time  | Team | Goal scorer         | Assist                    | Description |
|-----|-------|------|---------------------|---------------------------|-------------|
| 1.  | 18:40 | GS   | Ryan Holmes (3)     | Harry Dale<br>Ricky Louis |             |
| 2.  | 61:54 | GS   | Ryan Holmes (4)     | Penalty kick              |             |
| 3.  | 65:57 | GS   | Harvey Sarajian (1) | Toby Neville              |             |
| 4.  | 68:25 | GS   | Ryan Holmes (5)     | Harry Dale                |             |
| 5.  | 86:15 | UNF  | Luc Granitur (1)    | Tyler Prebenda            |             |

Cautions and ejections:

YC - Ospreys #21 51:43; YC - Ospreys #5 57:29; YC - Ospreys #4 67:21; YC - Eagles #13 73:37



Official Soccer Box Score - Final  
**USC Upstate vs North Florida**  
9/17/2024 Hodges Stadium, Jacksonville, Fla.  
North Florida vs. USC Upstate

Match Time: 7:00 PM  
Match Duration: 02:06  
Attendance: 288

Officials:

USC Upstate (1-7-0) vs.  
North Florida (2-4-2)  
Date: 9/17/2024 • Attendance: 288

| Pos ##            | Player           | Sh | SO | G | A | Fo | Min |
|-------------------|------------------|----|----|---|---|----|-----|
| gk 0              | Cooper Jennings  | -  | -  | - | - | 90 |     |
| def 2             | Elijah Jackson   | 1  | 1  | - | - | 3  | 90  |
| def 5             | Daniel Busby     | -  | -  | - | - | 90 |     |
| mid 6             | Luke Halkett     | 1  | -  | - | 1 | 76 |     |
| mid 10            | Fabian Dietrich  | 1  | -  | - | 1 | 1  | 60  |
| fwd 19            | Ezra Hoffman     | 1  | -  | - | 1 | 52 |     |
| fwd 24            | Shayne Abrams    | -  | -  | - | - | 52 |     |
| def 25            | Sam ter Linde    | 1  | -  | - | - | 90 |     |
| def 26            | Guy Ellis        | -  | -  | - | - | 1  | 80  |
| mid 29            | Liam Duggan      | 1  | -  | - | 1 | 51 |     |
| fwd 99            | Dzenan Cerimagic | 1  | -  | - | - | 37 |     |
| -- Substitutes -- |                  |    |    |   |   |    |     |
| 7                 | Dario Stadler    | -  | -  | - | - | 1  | 38  |
| 8                 | Thomas Herzog    | -  | -  | - | - | 24 |     |
| 9                 | Adrian Panate    | 1  | 1  | 1 | - | 59 |     |
| 20                | Bradyn Cobb      | 1  | 1  | 1 | - | 1  | 53  |
| 21                | Peyton Pressley  | -  | -  | - | - | 10 |     |
| 28                | Luke Marin       | 3  | 3  | - | - | 1  | 38  |
| Totals            |                  | 12 | 6  | 2 | 3 | 9  |     |

| ## | Goalkeepers     | Dec | Min   | GA | Saves |
|----|-----------------|-----|-------|----|-------|
| 0  | Cooper Jennings | L   | 90:00 | 3  | 2     |

Win-Natoli, Luciano (2-2-2). Loss-Jennings, Cooper (1-7-0).

| Shots by period | 1  | 2 | Total |
|-----------------|----|---|-------|
| Spartans        | 10 | 2 | 12    |
| Ospreys         | 7  | 4 | 11    |

| Corner kicks | 1 | 2 | Total |
|--------------|---|---|-------|
| Spartans     | 4 | 2 | 6     |
| Ospreys      | 2 | 1 | 3     |

Scoring summary:

| No. | Time  | Team | Goal scorer       | Assist                          | Description |
|-----|-------|------|-------------------|---------------------------------|-------------|
| 1.  | 04:53 | UNF  | Anton Khellil (1) | Jaylen Yearwood<br>Luc Granitur |             |
| 2.  | 12:54 | UNF  | Anton Khellil (2) | Allie Mattocks<br>Rafa Rios     |             |
| 3.  | 22:26 | UNF  | Luc Granitur (2)  | Rentaro Miyakawa                |             |
| 4.  | 42:27 | SCU  | Adrian Panate (3) | Liam Duggan<br>Fabian Dietrich  |             |
| 5.  | 72:08 | SCU  | Bradyn Cobb (1)   | Ezra Hoffman                    |             |





Official Soccer Box Score - Final  
**North Florida vs Stetson**  
9/21/2024 Stetson Athletic Training Center, Deland  
2024-25 Men's Soccer

Match Time: 7:00 PM  
Match Duration: 02:11  
Attendance: 271

Officials: Wesley Costa, Matthew Osterhouse, Kenan Mahmudi

North Florida (2-5-2, 0-1-0) vs.  
Stetson (2-3-2, 1-0-0)  
Date: 9/21/2024 • Attendance: 271

#### North Florida

| Pos ##            | Player           | Sh | SO | G | A | Fo | Min |
|-------------------|------------------|----|----|---|---|----|-----|
| gk 1              | Luciano Natoli   | -  | -  | - | - | -  | 47  |
| mid 2             | Tyler Prebenda   | -  | -  | - | - | 1  | 90  |
| def 3             | Alfie Mattocks   | -  | -  | - | - | -  | 90  |
| def 4             | Alex Barnett     | -  | -  | - | - | 2  | 90  |
| def 5             | Nick Kishchenko  | 1  | 1  | - | - | 2  | 85  |
| mid 8             | Jaylen Yearwood  | -  | -  | - | - | -  | 73  |
| fwd 11            | Luc Granitir     | 1  | 1  | - | - | 2  | 90  |
| mid 16            | Rentaro Miyakawa | -  | -  | - | - | 2  | 73  |
| def 21            | Rafa Rios        | -  | -  | - | 1 | 1  | 90  |
| mid 22            | Anton Khelli     | -  | -  | - | - | 5  | 90  |
| mid 99            | David Perez      | 1  | 1  | 1 | - | -  | 49  |
| -- Substitutes -- |                  |    |    |   |   |    |     |
| 0                 | Iu Pentinat      | -  | -  | - | - | -  | 43  |
| 7                 | Angus Taylor     | 1  | -  | - | - | -  | 41  |
| 17                | Jacob Harris     | 1  | -  | - | - | -  | 17  |
| 19                | Jaxon Reinhardt  | -  | -  | - | - | -  | 1   |
| 20                | Braden Masker    | -  | -  | - | - | -  | 15  |
| Totals            |                  | 5  | 3  | 1 | 1 | 16 |     |

| ## | Goalkeepers    | Dec | Min   | GA | Saves |
|----|----------------|-----|-------|----|-------|
| 1  | Luciano Natoli | ⬇   | 46:40 | 1  | 2     |
| 0  | Iu Pentinat    | L   | 43:20 | 1  | 3     |

Win-Radaelli, Nicolo (2-3-2). Loss-Pentinat, Iu (0-3-0).

| Shots by period | 1 | 2 | Total |
|-----------------|---|---|-------|
| Ospreys         | 2 | 3 | 5     |
| Hatters         | 7 | 9 | 16    |

| Corner kicks | 1 | 2 | Total |
|--------------|---|---|-------|
| Ospreys      | 0 | 0 | 0     |
| Hatters      | 3 | 4 | 7     |

#### Scoring summary:

| No. | Time  | Team | Goal scorer      | Assist         | Description |
|-----|-------|------|------------------|----------------|-------------|
| 1.  | 02:13 | UNF  | David Perez (1)  | Rafa Rios      |             |
| 2.  | 39:02 | STE  | Afonso Conde (2) | Xavi Csato     |             |
|     |       |      |                  | Maurice Hauser |             |
| 3.  | 56:33 | STE  | Andres Mata (2)  | (unassisted)   |             |

#### Cautions and ejections:

YC - Hatters #12 39:58; YC - Ospreys #22 53:28; YC - Ospreys #7 56:33; YC - Hatters #1 62:28; YC - Ospreys #4 66:55; YC - Ospreys #11 75:58; YC - Hatters #14 85:56

| Goals by period | 1 | 2 | Total |
|-----------------|---|---|-------|
| Ospreys         | 1 | 0 | 1     |
| Hatters         | 1 | 1 | 2     |

#### Stetson

| Pos ##            | Player           | Sh | SO | G | A | Fo | Min |
|-------------------|------------------|----|----|---|---|----|-----|
| gk 1              | Nicolo Radaelli  | -  | -  | - | - | -  | 90  |
| mid 2             | Andre Casas      | -  | -  | - | - | -  | 90  |
| mid 5             | Clarence Lorient | 1  | -  | - | - | 2  | 90  |
| mid 8             | Tavon Mussenden  | -  | -  | - | - | 1  | 33  |
| mid 9             | Maurice Hauser   | 2  | 1  | - | 1 | 2  | 60  |
| mid 10            | Charles Ahl      | 1  | 1  | - | - | 1  | 90  |
| def 12            | Andres Rodriguez | -  | -  | - | - | 2  | 63  |
| fwd 16            | Xavi Csato       | 4  | 2  | - | 1 | -  | 90  |
| def 17            | Joao Freitas     | 1  | -  | - | - | 1  | 83  |
| def 22            | Giuseppe Croce   | 1  | -  | - | - | -  | 80  |
| mid 23            | Andres Mata      | 3  | 2  | 1 | - | -  | 63  |
| -- Substitutes -- |                  |    |    |   |   |    |     |
| 4                 | Ross Appolon     | -  | -  | - | - | -  | 10  |
| 6                 | Rafael Pinzon    | -  | -  | - | - | -  | 3   |
| 7                 | Afonso Conde     | 2  | 1  | 1 | - | 3  | 54  |
| 11                | Gabriel Toro     | 1  | -  | - | - | -  | 27  |
| 14                | Benjamin Donato  | -  | -  | - | - | 1  | 57  |
| 20                | Jacob Lenhard    | -  | -  | - | - | 1  | 7   |
| Totals            |                  | 16 | 7  | 2 | 2 | 14 |     |

| ## | Goalkeepers     | Dec | Min   | GA | Saves |
|----|-----------------|-----|-------|----|-------|
| 1  | Nicolo Radaelli | W   | 90:00 | 1  | 2     |

| Saves by period | 1 | 2 | Total |
|-----------------|---|---|-------|
| Ospreys         | 2 | 3 | 5     |
| Hatters         | 1 | 1 | 2     |

| Fouls   | 1 | 2 | Total |
|---------|---|---|-------|
| Ospreys | 8 | 8 | 16    |
| Hatters | 7 | 7 | 14    |



Official Soccer Box Score - Final  
**Jacksonville vs North Florida**  
9/28/2024 Hodges Stadium, Jacksonville, Fla.  
North Florida vs. Jacksonville

Match Time: 7:00 PM  
Match Duration: 02:31  
Attendance: 531

Officials:

Jacksonville (1-6-3, 0-2-0) vs.  
North Florida (3-5-2, 1-1-0)  
Date: 9/28/2024 • Attendance: 931

#### Jacksonville

| Pos ##            | Player                   | Sh | SO | G | A | Fo | Min |
|-------------------|--------------------------|----|----|---|---|----|-----|
| gk 1              | Christian Sekanina       | -  | -  | - | - | -  | 90  |
| def 3             | Matthew Skinner          | -  | -  | - | - | -  | 90  |
| mid 4             | Kasper Davidsson         | -  | -  | - | - | -  | 45  |
| 5                 | Owen Guske               | 1  | -  | - | 1 | -  | 70  |
| def 6             | Paul Danner              | -  | -  | - | - | 2  | 90  |
| mid 10            | Olivier Correa           | 3  | 2  | 1 | - | 1  | 79  |
| fwd 11            | Carson Wood              | 1  | 1  | 1 | 1 | 2  | 79  |
| def 16            | Orion McHugh             | -  | -  | - | - | 2  | 31  |
| def 17            | Julian Fernandez         | 2  | -  | - | - | -  | 67  |
| def 26            | Juan Pablo Gonzalez      | -  | -  | - | - | -  | 31  |
| 27                | Nicolas Aanensen Karls.. | -  | -  | - | - | 1  | 36  |
| -- Substitutes -- |                          |    |    |   |   |    |     |
| 7                 | Ken Raghoobar            | -  | -  | - | - | 1  | 20  |
| 8                 | Evan Schweickert         | -  | -  | - | - | 1  | 65  |
| 9                 | Oscar Resano             | 1  | 1  | 1 | - | -  | 65  |
| 12                | Trey Damps               | -  | -  | - | - | -  | 11  |
| 18                | Shane Clancy             | -  | -  | - | - | 4  | 59  |
| 19                | Joshua Izu               | -  | -  | - | - | -  | 3   |
| 21                | Iver Skorve              | -  | -  | - | - | -  | 59  |
| Totals            |                          | 8  | 4  | 3 | 2 | 14 |     |

| ## | Goalkeepers        | Dec | Min   | GA | Saves |
|----|--------------------|-----|-------|----|-------|
| 1  | Christian Sekanina | L   | 90:00 | 4  | 3     |

Win-Pentinat, Iu (1-3-0). Loss-Sekanina, Christian (1-5-3).

| Shots by period | 1 | 2 | Total |
|-----------------|---|---|-------|
| Dolphins        | 2 | 6 | 8     |
| Ospreys         | 9 | 1 | 10    |

| Corner kicks | 1 | 2 | Total |
|--------------|---|---|-------|
| Dolphins     | 0 | 3 | 3     |
| Ospreys      | 3 | 0 | 3     |

#### Scoring summary:

| No. | Time  | Team | Goal scorer        | Assist           | Description |
|-----|-------|------|--------------------|------------------|-------------|
| 1.  | 03:25 | UNF  | David Perez (2)    | (unassisted)     |             |
| 2.  | 25:22 | JAX  | Carson Wood (1)    | Owen Guske       |             |
| 3.  | 38:01 | UNF  | Joaquin Acuna (1)  | Rentaro Miyakawa |             |
| 4.  | 44:25 | JAX  | Olivier Correa (1) | (unassisted)     |             |
| 5.  | 48:31 | UNF  | David Perez (3)    | Alfie Mattocks   |             |
| 6.  | 55:59 | UNF  | (OWN GOAL)         | (unassisted)     |             |
| 7.  | 62:27 | JAX  | Oscar Resano (3)   | Carson Wood      |             |

| Goals by period | 1 | 2 | Total |
|-----------------|---|---|-------|
| Dolphins        | 2 | 1 | 3     |
| Ospreys         | 2 | 2 | 4     |

#### North Florida

| Pos ##            | Player            | Sh | SO | G | A | Fo | Min |
|-------------------|-------------------|----|----|---|---|----|-----|
| gk 0              | Iu Pentinat       | -  | -  | - | - | -  | 90  |
| mid 2             | Tyler Prebenda    | -  | -  | - | - | 1  | 90  |
| def 3             | Alfie Mattocks    | 1  | -  | - | - | 1  | 60  |
| def 5             | Nick Kishchenko   | -  | -  | - | - | -  | 90  |
| mid 8             | Jaylen Yearwood   | -  | -  | - | - | -  | 90  |
| fwd 11            | Luc Granitir      | -  | -  | - | - | -  | 76  |
| mid 16            | Rentaro Miyakawa  | 1  | 1  | - | 1 | -  | 56  |
| fwd 20            | Braden Masker     | -  | -  | - | - | -  | 64  |
| def 21            | Rafa Rios         | 1  | 1  | - | - | 1  | 90  |
| mid 22            | Anton Khelli      | 1  | -  | - | - | -  | 70  |
| mid 99            | David Perez       | 5  | 3  | 2 | - | 2  | 85  |
| -- Substitutes -- |                   |    |    |   |   |    |     |
| 7                 | Angus Taylor      | -  | -  | - | - | 1  | 44  |
| 9                 | Joaquin Acuna     | 1  | 1  | 1 | - | 1  | 48  |
| 17                | Jacob Harris      | -  | -  | - | - | -  | 20  |
| 19                | Jaxon Reinhardt   | -  | -  | - | - | -  | 5   |
| 23                | Brian McManus Jr. | -  | -  | - | - | -  | 12  |
| TM                | TEAM              | -  | -  | 1 | - | -  |     |
| Totals            |                   | 10 | 6  | 4 | 2 | 8  |     |

| ## | Goalkeepers | Dec | Min   | GA | Saves |
|----|-------------|-----|-------|----|-------|
| 0  | Iu Pentinat | W   | 90:00 | 3  | 1     |

| Saves by period | 1 | 2 | Total |
|-----------------|---|---|-------|
| Dolphins        | 3 | 0 | 3     |
| Ospreys         | 0 | 1 | 1     |

| Fouls    | 1 | 2  | Total |
|----------|---|----|-------|
| Dolphins | 3 | 11 | 14    |
| Ospreys  | 4 | 4  | 8     |



Official Soccer Box Score - Final  
**North Florida vs FGCU**  
10/5/2024 FGCU Soccer Complex, Fort Myers  
2024-25 Men's Soccer

Match Time: 7:00 PM  
Match Duration: 03:58  
Attendance: 626

Officials: Andres Pfefferkom, Jorge Pedemonte, Zachary Ko

North Florida (3-5-3, 1-1-1) vs.  
FGCU (2-6-2, 1-1-1)  
Date: 10/5/2024 • Attendance: 626

#### North Florida

| Pos ##            | Player            | Sh | SO | G | A | Fo | Min |
|-------------------|-------------------|----|----|---|---|----|-----|
| gk 0              | Iu Pentinat       | -  | -  | - | - | -  | 90  |
| mid 2             | Tyler Prebenda    | 3  | 2  | - | - | -  | 83  |
| def 3             | Alfie Mattocks    | -  | -  | - | - | -  | 82  |
| def 4             | Alex Barnett      | -  | -  | - | - | 1  | 70  |
| def 5             | Nick Kishchenko   | -  | -  | - | - | 2  | 77  |
| mid 8             | Jaylen Yearwood   | 1  | -  | - | - | -  | 90  |
| fwd 11            | Luc Granitir      | -  | -  | - | 1 | 1  | 57  |
| mid 16            | Rentaro Miyakawa  | 1  | -  | - | - | 2  | 73  |
| def 21            | Rafa Rios         | 1  | -  | - | - | -  | 58  |
| mid 22            | Anton Khelli      | 3  | 1  | - | - | 1  | 90  |
| mid 99            | David Perez       | 1  | 1  | 1 | - | 1  | 45  |
| -- Substitutes -- |                   |    |    |   |   |    |     |
| 6                 | Pedro Amancio     | -  | -  | - | - | -  | 8   |
| 7                 | Angus Taylor      | 2  | 2  | - | - | 1  | 29  |
| 9                 | Joaquin Acuna     | 3  | 1  | 1 | - | -  | 66  |
| 17                | Jacob Harris      | -  | -  | - | 1 | -  | 13  |
| 19                | Jaxon Reinhardt   | -  | -  | - | - | -  | 7   |
| 20                | Braden Masker     | 1  | 1  | - | - | -  | 32  |
| 23                | Brian McManus Jr. | -  | -  | - | - | -  | 20  |
| Totals            |                   | 16 | 8  | 2 | 3 | 9  |     |

| ## | Goalkeepers | Dec | Min   | GA | Saves |
|----|-------------|-----|-------|----|-------|
| 0  | Iu Pentinat | T   | 90:00 | 2  | 1     |

North Florida-Pentinat, Iu (1-3-1). FGCU-Blay, Cooper (1-1-1).

| Shots by period | 1 | 2  | Total |
|-----------------|---|----|-------|
| Ospreys         | 6 | 10 | 16    |
| Eagles          | 5 | 1  | 6     |

| Corner kicks | 1 | 2 | Total |
|--------------|---|---|-------|
| Ospreys      | 3 | 5 | 8     |
| Eagles       | 2 | 2 | 4     |

#### Scoring summary:

| No. | Time  | Team | Goal scorer       | Assist           | Description |
|-----|-------|------|-------------------|------------------|-------------|
| 1.  | 03:11 | FGC  | Shoki Yoshida (3) | Jose Escobar     |             |
|     |       |      |                   | Cao Chaves       |             |
| 2.  | 07:24 | UNF  | David Perez (4)   | Rentaro Miyakawa |             |
|     |       |      |                   | Luc Granitir     |             |
| 3.  | 64:06 | FGC  | Alon Drey (2)     | Penalty kick     |             |
| 4.  | 86:21 | UNF  | Joaquin Acuna (2) | Jacob Harris     |             |

| Goals by period | 1 | 2 | Total |
|-----------------|---|---|-------|
| Ospreys         | 1 | 1 | 2     |
| Eagles          | 1 | 1 | 2     |

#### FGCU

| Pos ##            | Player                 | Sh | SO | G | A | Fo | Min |
|-------------------|------------------------|----|----|---|---|----|-----|
| def 2             | Luke Barforosh         | -  | -  | - | - | 1  | 90  |
| def 3             | Lucas Windschauer      | -  | -  | - | - | -  | 90  |
| mid 4             | Beltran Alvarez        | -  | -  | - | - | 1  | 90  |
| fwd 7             | Shoki Yoshida          | 1  | 1  | 1 | - | 1  | 43  |
| fwd 8             | Cao Chaves             | 1  | -  | - | 1 | -  | 87  |
| def 11            | Victor Lopes           | -  | -  | - | - | 1  | 87  |
| mid 13            | Leo Schorr             | 1  | 1  | - | - | 1  | 24  |
| mid 14            | Alon Drey              | 1  | 1  | 1 | - | -  | 90  |
| mid 16            | Caylan Lawrence        | -  | -  | - | - | 1  | 76  |
| def 21            | Jose Escobar           | 2  | -  | - | 1 | -  | 88  |
| gk 31             | Oliver Weng            | -  | -  | - | - | -  | 85  |
| -- Substitutes -- |                        |    |    |   |   |    |     |
| 1                 | Cooper Blay            | -  | -  | - | - | -  | 5   |
| 9                 | Pablo Brimeux          | -  | -  | - | - | 2  | 16  |
| 12                | Samuel Maraver         | -  | -  | - | - | -  | 5   |
| 17                | Lucas Sperner          | -  | -  | - | - | 1  | 31  |
| 19                | Dylan Dana             | -  | -  | - | - | 2  | 14  |
| 27                | Addrian Knights-Browne | -  | -  | - | - | -  | 3   |
| 28                | Brooks Beeman          | -  | -  | - | - | 1  | 59  |
| 33                | Stanley Bazelais       | -  | -  | - | - | -  | 7   |
| Totals            |                        | 6  | 3  | 2 | 2 | 12 |     |

| ## | Goalkeepers | Dec | Min   | GA | Saves |
|----|-------------|-----|-------|----|-------|
| 31 | Oliver Weng | ⬇   | 84:26 | 1  | 5     |
| 1  | Cooper Blay | T   | 05:34 | 1  | 1     |

| Saves by period | 1 | 2 | Total |
|-----------------|---|---|-------|
| Ospreys         | 1 | 0 | 1     |
| Eagles          | 0 | 6 | 6     |

| Fouls   | 1 | 2 | Total |
|---------|---|---|-------|
| Ospreys | 5 | 4 | 9     |
| Eagles  | 4 | 8 | 12    |

North Florida (4-5-3, 2-1-1) vs.  
Lipscomb (3-5-4, 1-2-1)  
Date: 10/13/2024 • Attendance: 207

#### North Florida

| Pos ## | Player | Sh | SO |
|--------|--------|----|----|
|--------|--------|----|----|



Official Soccer Box Score - Final  
**North Florida vs Col. of Charleston**  
10/16/2024 Patriots Point, Mount Pleasant, SC  
Men's Soccer vs. North Florida

Match Time: 6:00 PM  
Match Duration: 02:02  
Attendance: 203

Officials: Dustin Thorne, Ed Parrish, Bradley Shrader

North Florida (4-6-3) vs.  
Col. of Charleston (8-4-2)  
Date: 10/16/2024 • Attendance: 203

**North Florida**

| Pos ##            | Player            | Sh | SO | G | A | Fo | Min |
|-------------------|-------------------|----|----|---|---|----|-----|
| gk 1              | Luciano Natoli    | -  | -  | - | - | -  | 90  |
| mid 2             | Tyler Prebenda    | -  | -  | - | - | -  | 66  |
| def 4             | Alex Barnett      | -  | -  | - | - | -  | 90  |
| def 6             | Pedro Amancio     | 1  | -  | - | - | 3  | 74  |
| mid 8             | Jaylen Yearwood   | 4  | -  | - | 1 | 1  | 90  |
| mid 10            | Scott Beeks       | -  | -  | - | - | -  | 16  |
| mid 17            | Jacob Harris      | 2  | 1  | - | - | 2  | 75  |
| fwd 19            | Jaxon Reinhardt   | 3  | 2  | 1 | - | -  | 59  |
| def 21            | Rafa Rios         | -  | -  | - | - | 1  | 74  |
| mid 22            | Anton Khell       | 1  | 1  | - | - | 2  | 82  |
| mid 99            | David Perez       | 1  | 1  | - | - | -  | 69  |
| -- Substitutes -- |                   |    |    |   |   |    |     |
| 3                 | Allie Mattocks    | -  | -  | - | - | -  | 16  |
| 5                 | Nick Kishchenko   | -  | -  | - | - | -  | 73  |
| 7                 | Angus Taylor      | 1  | -  | - | - | 1  | 32  |
| 16                | Rentaro Miyakawa  | 1  | -  | - | - | 1  | 60  |
| 20                | Braden Masker     | -  | -  | - | - | -  | 8   |
| 23                | Brian McManus Jr. | -  | -  | - | - | -  | 16  |
| Totals            |                   | 14 | 5  | 1 | 1 | 11 |     |

| ## | Goalkeepers    | Dec | Min   | GA | Saves |
|----|----------------|-----|-------|----|-------|
| 1  | Luciano Natoli | L   | 90:00 | 2  | 1     |

Win-Marshall, Oily (8-4-2). Loss-Natoli, Luciano (3-3-2).

| Shots by period | 1 | 2 | Total |
|-----------------|---|---|-------|
| Ospreys         | 7 | 7 | 14    |
| Cougars         | 3 | 2 | 5     |

| Corner kicks | 1 | 2 | Total |
|--------------|---|---|-------|
| Ospreys      | 2 | 4 | 6     |
| Cougars      | 5 | 0 | 5     |

**Scoring summary:**

| No. | Time  | Team | Goal scorer         | Assist                     | Description |
|-----|-------|------|---------------------|----------------------------|-------------|
| 1.  | 04:03 | COC  | Ryan Watson (1)     | (unassisted)               |             |
| 2.  | 13:54 | COC  | Adil Igoute (2)     | Matt Lenert<br>Ryan Watson |             |
| 3.  | 17:52 | UNF  | Jaxon Reinhardt (3) | Jaylen Yearwood            |             |

**Cautions and ejections:**

YC - Ospreys #22 62:24; YC - Cougars #5 80:29



Official Soccer Box Score - Final  
**Bellarmine vs North Florida**  
10/19/2024 Hodges Stadium, Jacksonville, Fla.  
North Florida vs. Bellarmine

Match Time: 7:00 PM  
Match Duration: 02:11  
Attendance: 221

Officials:

Bellarmine (3-5-3, 0-3-1) vs.  
North Florida (5-6-3, 3-1-1)  
Date: 10/19/2024 • Attendance: 221

**Bellarmine**

| Pos ##            | Player                   | Sh | SO | G | A | Fo | Min |
|-------------------|--------------------------|----|----|---|---|----|-----|
| gk 0              | Peter Van Euwen          | -  | -  | - | - | -  | 90  |
| def 5             | Austin Yowell            | -  | -  | - | - | 2  | 77  |
| fwd 9             | Chris Shust              | 2  | -  | - | - | -  | 62  |
| fwd 11            | Johan Nissen-Lie         | 1  | -  | - | - | 2  | 47  |
| mid 12            | Tate McCreary            | -  | -  | - | - | -  | 77  |
| mid 18            | Jack Fischer             | -  | -  | - | - | -  | 47  |
| mid 19            | Calle Sjoberg            | 1  | -  | - | - | -  | 49  |
| def 21            | Rhys Davies              | -  | -  | - | - | -  | 90  |
| def 26            | James Gardev             | -  | -  | - | - | -  | 77  |
| def 27            | Braden Griffin           | 1  | -  | - | - | -  | 56  |
| mid 34            | Jackson Jones            | -  | -  | - | - | -  | 66  |
| -- Substitutes -- |                          |    |    |   |   |    |     |
| 4                 | Karl Lundstrom Svahnq... | -  | -  | - | - | -  | 34  |
| 7                 | Alex Halevy              | -  | -  | - | - | -  | 24  |
| 17                | Nore Sumner              | -  | -  | - | - | -  | 13  |
| 22                | Jackson Marks            | -  | -  | - | - | 1  | 40  |
| 23                | Colin Elder              | -  | -  | - | - | 1  | 42  |
| 24                | Sawyer Trowel            | -  | -  | - | - | -  | 13  |
| 29                | Nick Harshaw             | -  | -  | - | - | -  | 43  |
| 30                | Ethan Jacobs             | -  | -  | - | - | -  | 1   |
| 33                | Teddy Franke             | -  | -  | - | - | -  | 9   |
| 37                | Martin Cadagan           | -  | -  | - | - | 1  | 13  |
| 39                | Adric Rosato             | -  | -  | - | - | -  | 20  |
| Totals            |                          | 5  | -  | - | - | 7  |     |

| ## | Goalkeepers     | Dec | Min   | GA | Saves |
|----|-----------------|-----|-------|----|-------|
| 0  | Peter Van Euwen | L   | 90:00 | 3  | 2     |

Win-Natoli, Luciano (4-3-2). Loss-Van Euwen, Peter (3-4-3).

| Shots by period | 1 | 2 | Total |
|-----------------|---|---|-------|
| Knights         | 3 | 2 | 5     |
| Ospreys         | 7 | 6 | 13    |

| Corner kicks | 1 | 2 | Total |
|--------------|---|---|-------|
| Knights      | 2 | 0 | 2     |
| Ospreys      | 3 | 4 | 7     |

**Scoring summary:**

| No. | Time  | Team | Goal scorer         | Assist          | Description |
|-----|-------|------|---------------------|-----------------|-------------|
| 1.  | 13:49 | UNF  | David Perez (5)     | Rafa Rios       |             |
| 2.  | 44:56 | UNF  | Jaxon Reinhardt (4) | Nick Kishchenko |             |
| 3.  | 70:24 | UNF  | Joaquin Acuna (5)   | Allie Mattocks  |             |





# 2024 NORTH FLORIDA OSPREYS – TV ROSTER



**AKASH POOLA**  
#00 • So. • GK • 6-0



**IU PENTINAT**  
#0 • R-So. • GK • 6-4



**LUCIANO NATOLI**  
#1 • R-So. • GK • 6-0



**TYLER PREBENDA**  
#2 • So. • M • 6-1



**ALFIE MATTOCKS**  
#3 • So. • D • 5-10



**ALEX BARNETT**  
#4 • Jr. • D • 6-1



**NICK KISHCHENKO**  
#5 • Sr. • D • 6-4



**PEDRO AMANCIO**  
#6 • Jr. • D • 5-10



**ANGUS TAYLOR**  
#7 • Gr. • F • 5-11



**JAYLEN YEARWOOD**  
#8 • Jr. • M • 6-0



**JOAQUIN ACUÑA**  
#9 • Sr. • F • 6-3



**SCOTT BEEKS**  
#10 • Gr. • M • 6-1



**LUC GRANITUR**  
#11 • R-Jr. • F • 5-10



**MOUSSA WADE**  
#12 • 6th • F



**RENTARO MIYAKAWA**  
#16 • Sr. • M • 5-7



**JACOB HARRIS**  
#17 • Jr. • M • 5-11



**MARK ROMANO**  
#18 • So. • M • 6-0



**JAXON REINHARDT**  
#19 • R-Jr. • F • 6-0



**BRADEN MASKER**  
#20 • Jr. • F • 5-10



**RAFA RIOS**  
#21 • Fr. • D • 6-1



**ANTON KHELIL**  
#22 • So. • M • 6-3



**BRIAN McMANUS JR.**  
#23 • So. • D • 5-8



**OWEN CUNHA**  
#24 • Jr. • D • 5-10



**DIOGO GARCIA**  
#25 • Gr. • D • 6-3



**NIKLAS SCHAFFNER**  
#26 • Sr. • M • 5-10



**ETHAN ASH**  
#27 • 6th • D • 5-9



**FELIPE CINTRA**  
#28 • Fr. • D • 6-0



**AUSTIN GAINS**  
#30 • Fr. • GK • 6-1



**SASHA MARIC**  
#33 • Fr. • D • 6-3



**DAVID PEREZ**  
#99 • R-Jr. • M • 5-7



**JAMIE DAVIES**  
Head Coach



**ALEX RANGEL**  
Assistant Coach



**MARLON MONTANELLA**

