

SEPT. 3, 2022 - 2:30 P.M.

WEEK 1



Lincoln, Neb.

Memorial Stadium

Series: NEB leads, 1-0

Last Meeting: 9/23/1961

Complete Series Info on Page 6



THE MATCHUP

NORTH DAKOTA
FIGHTING HAWKS

0-0, 0-0 Missouri Valley Football Conference

Head Coach: Bubba Schweigert (Jamestown, 1985)
 Record at UND (9th season): 47-40 (.540)
 Career Record (12th season): 69-61 (.531)
 vs. Nebraska 0-0



PxP: Brandon Gaudin
 Analyst: Joshua Perry
 Sideline: Rick Pizzo

PxP: Jack Michaels
 Analyst: Tom Dosch
 Sideline: Paul Ralston
 Local: 96.1 FM
 Web:
 Home of Economy Radio Network

NEBRASKA
CORNHUSKERS

0-1, 0-1 Big Ten Conference

Head Coach: Scott Frost (Nebraska, 1997)
 Record at Nebraska (5th season): 15-30 (.333)
 Career Record (7th season): 34-37 (.478)
 vs. UND: 0-0

BY THE #'S

668

All-time wins at a program (since 1894)

4th

North Dakota had the lead or a chance to take the lead in the 4th quarter of every game last season

22,260

Days since the last meeting between North Dakota and Nebraska

2015

The last time UND defeated an FBS opponent (Wyoming, 24-13)

INSIDE THE GAME

NORTH DAKOTA OPENS THE SEASON AT NEBRASKA

After 25 practices in fall camp, the University of North Dakota will kickoff its 2022 season on Saturday, Sept. 3 inside Memorial Stadium in Lincoln, Neb. The Fighting Hawks and Cornhuskers will square off at 2:30 p.m. (CT).

The game will air live on the Big Ten Network and will be carried on The Home of Economy Radio Network with the pregame show starting at 1:30 p.m. On the radio, Jack Michaels and Tom Dosch will have the call with Paul Ralston serving as the sideline reporter.

Saturday's game will mark the second meeting between the two squads, with Nebraska winning the lone previous game by a tally of 33-0 on Sept. 23, 1961.

The Fighting Hawks will be looking for their second win over an FBS opponent, after beating Wyoming 24-13 in the 2015 road opener.

While North Dakota fell one game shy of the FCS Playoffs with a 5-6 record in 2021, the Fighting Hawks were in every game. UND either had the lead or a chance to take the lead in the fourth quarter in all 11 of its competitions in 2021.

All four of UND's losses in 2021 against FCS programs came by an average margin of 4.6 points, with four of the five opponents ranked in the polls - two of them in the top five.

Nebraska's 2021 season looked very similar to North Dakota's, with the Huskers finishing with a 3-9 mark, with an average margin of loss coming by 6.67 points. Six of the nine losses came to teams ranked in the FBS top-25, with three of them coming to teams ranked in the top-10. Nebraska had the lead or a chance to take the lead in the fourth quarter in eight of its games in 2021. In the Husker season opener last week, Nebraska fell 31-28 to Northwestern in Ireland.

BREAKDOWN

ALL STATS LISTED AS 2021 UND RETURNER & 2022 NEBRASKA

RUSHING

North Dakota: Isaiah Smith 52 for 356 (6.85 ypc), 2 TD
 Nebraska: Anthony Grant 19 for 101 (5.3 ypc), 2 TD

PASSING

North Dakota: Tommy Schuster 237-for-362, 2,493 yards, 13 TD/7 INT
 Nebraska: Casey Thompson 25-for-42, 355 yards, 1 TD/2 INT

RECEIVING

North Dakota: Bo Belquist 52 for 535 (10.29 ypc), 5 TD
 Nebraska: Isaiah Garcia-Castaneda 4 for 120 (30 ypc), 1 TD

DEFENSE

North Dakota: Devon Krzanowski 68 tackles (35 solo, 33 assist), 5 TFL
 Nebraska: Luke Reimer 12 tackles (5 solo, 7 assist), 0 TFL

UND (2021)

24.5
 163.0
 250-388-7
 240.1
 403.1
 -1
 20.27
 139.4
 186-297-12
 197.4
 336.7

TEAM

SCORING/GAME
 RUSHING/GAME
 PASSING (C-A-INT)
 PASSING/GAME
 TOTAL OFFENSE/GAME
 TURNOVER MARGIN
 PTS ALLOWED/GAME
 OPP. RUSH YDS/GAME
 OPP. PASSING (C-A-INT)
 OPP. PASS YDS/GAME
 OPP. TOTAL OFFENSE/GAME

NEB (2022)

28.0
 134.0
 25-42-2
 355.0
 465.0
 -2
 31.0
 214.0
 27-38-0
 314.0
 528.0

2022 SCHEDULES

NORTH DAKOTA

Overall (Missouri Valley): 0-0 (0-0)					Home: 0-0 Road: 0-0 Neutral: 0-0				
Rank	Opponent (Rank)	Time/Result	TV	Attend.					
September									
3	at Nebraska	2:30 p.m.	BTN						
10	Northern Iowa	3 p.m.	ESPN3						
17	at Northern Arizona	3 p.m.	ESPN+						
24 (9)	at Southern Illinois*	2 p.m.	Midco Sports Two						
October									
1 (5)	Missouri State*	Noon	Midco Sports						
8	at Youngstown State*	5 p.m.	Midco Sports Two						
22 (2)	South Dakota State*	3 p.m.	Midco Sports						
29	Abilene Christian	3 p.m.	Midco Sports Two						
November									
5	at Indiana State*	Noon	Midco Sports Two						
12	South Dakota*	Noon	Midco Sports						
19 (1)	at North Dakota State*	2:30 p.m.	Midco Sports Two						

All times Central

Rankings: AFCA

*Denotes MVFC game

NEBRASKA

Overall (Big Ten): 0-1 (0-1)					Home: 0-0 Road: 0-0 Neutral: 0-1				
Rank	Opponent (Rank)	Time/Score	TV	Attend.					
August									
27	Northwestern*	L, 28-31	FOX	N/A					
September									
3	North Dakota	2:30 p.m.	BTN						
10	Georgia Southern	6:30 p.m.	FS1						
17 (9)	Oklahoma	11 a.m.	FOX						
October									
1	Indiana*	6/6:30 p.m.	TBA						
7	at Rutgers*	6 p.m.	FS1						
15	at Purdue*	TBA	TBA						
29	Illinois*	TBA	TBA						
November									
5	Minnesota*	TBA	TBA						
12	at Michigan*	TBA	TBA						
19 (18)	Wisconsin*	TBA	TBA						
25	at Iowa*	3 p.m.	BTN						

All times Central

Rankings: Associated Press

*Denotes Big Ten game

MEDIA CONTACT: Tyler Wells - 701.317.0753; tyler.wells.1@und.edu; @UNDfootball

2022 NORTH DAKOTA FOOTBALL

PROGRAM NOTES

WINNING RECORD

North Dakota holds an all-time program mark of 668-423-31 over its 127 previous seasons of football. Over that time, UND has won 27 conference championships, three bowl invitations, 17 NCAA postseason appearances, and the 2001 Division II National Championship.

ACADEMIC EXCELLENCE

A total of 221 student-athletes have received academic all-conference nods (145 NCC, 49 GWC, 13 BSC, 14 MVFC) and five nationally recognized scholar-athlete awards. UND has placed at least one student-athlete on the NFF and College Football Hall of Fame Hampshire Honor Society since moving to Division I in 2008.

ONE OF NATION'S TOUGHEST HOME VENUES

Over a million fans have seen UND post an 100-28 record at the Alerus Center in its 21 seasons of existence. That mark includes a 11-1 postseason record and a school-record 23-game home winning streak from 2002 to 2005.

QUICK FACTS

UNIVERSITY

School University of North Dakota
Location Grand Forks, ND (58202)
Founded 1883
Enrollment 13,772
School Colors Kelly Green & White
Home Arena (Capacity) Alerus Center (12,283)
National Affiliation NCAA Division I
Conference Missouri Valley Football Conference
President Dr. Andrew Armacost
Director of Athletics Bill Chaves
Senior Woman Administrator Kara Helmig
Faculty Athletic Representative TBA
Athletic Department (701) 777-2234
Ticket Office (701) 777-0855
Press Box (701) 792-1501/1502

FOOTBALL HISTORY

First Year of Football 1894
All-time Record 668-423-31 (127 seasons)
All-time DI Record 78-74 (14 seasons)
All-time DII Record 590-349-30 (110 seasons)

ASSISTANT COACHES

Defensive Coordinator/LBs Brett Holinka (4th season)
Offensive Coordinator/QBs Danny Freund (12th season)
Special Teams Coord./TEs Shawn Kostich (9th season)
Running Backs Steve Crutchley (1st season)
Wide Receivers Sam King (4th season)
Offensive Line Joe Pawlak (4th season)
Defensive Backs Travis Stepps (7th season)
Defensive Line Austin Flyger (3rd season)
Recruiting Coordinator/Safeties Joel Schwenzfeier (10th season)
Video Coordinator/ILBs Carl Reinholz (9th season)
Athletic Trainer David Allard (4th season)
Athletic Trainer Jeremy Glaser (3rd season)
Strength & Conditioning Nate Baukol (20th season)
Football Operations Travis Kahlbaugh (20th season)
Player Personnel/Football Office Ops Joe Caulfield (1st season)

OPPONENT TRACKER

Nebraska (SEPT. 3) Overall: 0-1 B1G: 0-1 This Week: vs. North Dakota Last Week: L, 31-28 vs. Northwestern	NORTHERN IOWA (SEPT. 10) Overall: 0-0 MVFC: 0-0 This Week: at Air Force Last Week:	Northern Arizona (SEPT. 17) Overall: 0-0 Big Sky: 0-0 This Week: at Arizona State Last Week:
Southern Illinois (SEPT. 24) Overall: 0-0 MVFC: 0-0 This Week: at Incarnate Word Last Week:	MISSOURI STATE (OCT. 1) Overall: 0-0 MVFC: 0-0 This Week: at Central Arkansas Last Week:	Youngstown State (OCT. 8) Overall: 0-0 MVFC: 0-0 This Week: vs. Duquesne Last Week:
SOUTH DAKOTA STATE (OCT. 22) Overall: 0-0 MVFC: 0-0 This Week: at Iowa Last Week:	ABILENE CHRISTIAN (OCT. 29) Overall: 0-0 WAC: 0-0 This Week: vs. Lamar Last Week:	Indiana State (NOV. 5) Overall: 0-0 MVFC: 0-0 This Week: vs. North Alabama Last Week:
SOUTH DAKOTA (NOV. 12) Overall: 0-0 MVFC: 0-0 This Week: at Kansas State Last Week:	North Dakota State (Nov. 19) Overall: 0-0 MVFC: 0-0 This Week: vs. Drake Last Week:	

ATHLETIC COMMUNICATIONS

FOOTBALL CONTACT

Tyler Wells
E-mail: tyler.wells.1@und.edu
Cell: 701.317.0753

Mailing Address:

Hyslop Sports Center Rm 127
2751 2nd Ave N Stop 9013
Grand Forks, ND 58202-9013
Fax: 701.777.4352

2021 MVFC STANDINGS

TEAM	MISSOURI VALLEY		OVERALL		STRK
	CONF	OVR	HOME	AWAY	
North Dakota State	7-1	14-1	9-0	4-1	W6
Missouri State	6-2	8-4	5-1	3-3	L1
South Dakota State	5-3	11-4	5-2	6-2	L1
Southern Illinois	5-3	8-5	3-2	5-3	L1
South Dakota	5-3	7-5	4-2	3-3	L2
Northern Iowa	4-4	6-6	4-1	2-5	L1
Indiana State	3-5	5-6	3-2	2-4	W1
North Dakota	3-5	5-6	4-1	1-5	L1
Illinois State	2-6	4-7	2-3	2-4	L2
Youngstown State	2-6	3-7	2-3	1-4	W1
Western Illinois	2-6	2-9	1-4	1-5	L2

»MEDIA CREDENTIALS

Credentials will be issued ONLY to working media, sports information personnel, league officials or staff members of competing institutions with a legitimate need for access to the press box. All requests for working media credentials for the 2022 season must be made in advance with Tyler Wells (701.317.0753) in the UND Athletics Communications office.

Please make requests at least one week prior to the game you plan on covering.

»PHOTOGRAPHERS

Photographers must have a media credential issued by the UND athletics department and are reminded that they must shoot from the sideline areas outside the sideline boxes on the field.

»INTERVIEWS

Requests for interviews with players or members of the coaching staff may be made through the UND Athletics Communications office. It would be appreciated if media would call ahead to inform the athletic communications office of their attendance at practice.

NO media interviews will be conducted with players on game day prior to games.

North Dakota football will continue to hold weekly press conferences on Mondays.

»RADIO & TELEVISION

The Alerus Center press box has electronic media booths from which on-air talent may broadcast games, along with limited space above the main press box. Space is reserved for North Dakota's home radio station, for the visiting team's radio station and for TV, if necessary. Stations wishing to broadcast games are asked to contact the UND athletic communications office at least three weeks in advance of the game you intend to cover.

»PRESS BOX OPERATIONS

Flip cards, game notes, statistics and media guides will be available in the press box prior to all North Dakota home games.

- Quarter flash stats, final stats and play-by-play description will be available postgame.
- The press box will be equipped with a copy machine.
- Cheering or betting in the press box will not be tolerated and violators will be asked to leave.



BUBBA SCHWEIGERT

HEAD COACH

Year at UND: 21st year (7th as head coach)

Collegiate Experience: 34th year

Hometown: Zeeland, N.D.

Alma Mater: University of Jamestown ('91)

The 2022 season will be the ninth for head coach Bubba Schweigert. It will mark the third season as members of the Missouri Valley Football Conference.

Facing the quickest turnaround in program history, Schweigert navigated through an up-and-down second campaign in the MVFC to finish with a 5-6 record and 3-5 mark in conference play to sit just outside the playoff picture in 2021. Overall, UND lost five of its six games by single digits, becoming the first team in program history to do so, and either had the lead or had a chance to tie the game in the fourth quarter of all 11 games this season.

UND still saw six players earn all-conference honors, headlined by offensive tackle Matt Waletzko. The senior was named an All-American by five-different publications, becoming the first offensive lineman in the program's Division I era to earn that honor. Waletzko was drafted by the Dallas Cowboys in the fifth round (155th overall) of the 2022 NFL Draft.

Off the field, it was another banner year for the green and white. Eight Fighting Hawks earned a selection to the MVFC All-Academic Team, tying for the most in the league. The program also finished with a GPA over 3.0 once again and saw 17 players get named to the Dean's and President's Lists.

Despite a global pandemic and playing in the spring season, the 2020-21 campaign was a magical run for the Fighting Hawks with a 5-2 record. UND advanced to the FCS quarterfinals for the first time in program history, knocking off No. 12 Missouri State at the Alerus Center. The Hawks also became the first program in MVFC history to claim the conference title in their first year as a member to earn the 27th conference crown in program history.

North Dakota climbed the polls as well, reaching as high as No. 2 for the first time since moving to Division I after starting the season 4-0 with three of those wins coming against ranked opponents. UND defeated four ranked opponents for the first time in the DI era, all coming at home and all by double digits.

Redshirt sophomore running back Otis Weah earned All-America honors with five-different publications, freshman wide receiver Bo Belquist was selected as an FCS Freshman All-American and senior offensive lineman was an AP All-America choice. Nine-different Hawks earned All-MVFC honors, three were selected for the MVFC All-Newcomer Team, six were MVFC All-Academic selections and a trio were runners-up for major awards in the conference.

Off the field, UND kept the bar high with another pair of semesters over the 3.0 mark for GPA and Jake Rastas earned an NFF Hampshire Honor Society selection. Team captain Hunter Pinke was honored nationally with the Wilma Rudolph Student-Athlete Achievement Award, an award presented to student-athletes who have overcome great personal, academic, and/or emotional odds to achieve academic success while participating in intercollegiate athletics.

UND returned to its winning ways in 2019, reaching the FCS playoffs for the second time in four seasons with a 7-4 mark as an FCS Independent. The Hawks finished the home portion of the schedule with a perfect 6-0 mark and picked up wins over three ranked opponents. Against one of the most difficult schedules in the nation, UND battled seven ranked foes in 12 weeks and became one of only 25 FCS programs to reach the playoffs twice in the last four seasons.

Senior linebacker Donnell Rodgers became only the seventh linebacker in program history to receive multiple All-America selections by different publications in the same season since it began being tracked in 1930. Freshman defensive back CJ Siegel was named as a FCS Freshman All-American by Phil Steele while senior defensive end Mason Bennett earned AP All-America honors as well. Bennett also became only the fourth player in program history to be selected in the first round of the Canadian Football League (CFL) Draft, being selected eighth by the Hamilton Tiger-Cats.

Off the field, the Fighting Hawks put up another strong season in the classroom, breaking the program's GPA mark for a semester and eclipsing the 3.0 mark as a team once again. Three players were also named to the NFF Hampshire Honor Society, a place UND has been represented every year since joining Division I in 2008.

2018 was a bit of a roller coaster ride for Schweigert and the Fighting Hawks, finishing with their third winning season in the last five years (6-5) but coming up just short in reaching the FCS playoffs. The highs saw UND defeat No. 5 Sam Houston State, 24-23, to snap the FCS' longest-running home winning streak, erupt for 34 first-half points in a 44-14 drubbing over No. 22 Montana, racking up 480 yards on the ground in a 41-15 win at Sacramento State, and battling No. 9 Washington in Seattle. However, three losses over the final four games of the season left the Hawks at 6-5 and one of the first four teams left out of the playoff picture.

Linebacker Noah Larson was named a Jerry Rice Award finalist for his efforts, defensive end Mason Bennett was named to the HERO Sports All-America Third Team entering 2019, and wide receiver Noah Wanzek was named one of the top pass catchers in the country entering 2019 by HERO Sports.

Injuries took their toll on the roster and derailed a promising 2017 season that had UND pegged to repeat as Big Sky Champions but ended in a 3-8 campaign. All was not lost, however, as the Fighting Hawks did post their first shutout during Schweigert's tenure with a 38-0 blanking of future MVFC foe Missouri State and recorded league wins against Northern Colorado and on the road at Portland State.

Junior running back John Santiago claimed All-America honors for the third consecutive season and was joined by four other Fighting Hawks in garnering All-Big Sky accolades. The Fighting Hawks also continued their success in the classroom, matching a program record by having 18 student-athletes named to the Big Sky All-Academic team.

THE SCHWEIGERT FILE

Birthdate

- Sept. 15, 1962

Hometown

- Zeeland, N.D.

Education

- Bachelor's Degree: Business Administration - Jamestown '85
- Master's Degree: Physical Education - North Dakota '95

Family

- Wife, Laura; sons, Alex & Cooper

Coaching

- 2014-present - Head Coach
University of North Dakota
- 2008-13 - Defensive Coordinator
Southern Illinois University
- 2004-07 - Head Coach
University of Minnesota Duluth
- 1997-2003 - Defensive Coordinator
University of North Dakota
- 1990-96 - Secondary Coach
University of North Dakota
- 1989-90 - Graduate Assistant
University of North Dakota
- 1985-90 - Assistant Coach
University of Jamestown



Schweigert currently ranks sixth in North Dakota football history with 47 wins as a head coach. The Zeeland, N.D., native is also the winnigest coach for UND in its Division I era.

2022 NORTH DAKOTA FOOTBALL

Schweigert developed a nice pattern through his first three seasons as the head coach at North Dakota. Each year his squad produced more positive results than the previous one and 2016 was no exception as he was named the Big Sky and FCS Region 5 Coach of the Year.

The Fighting Hawks shared the Big Sky Conference regular season title with Eastern Washington, reeled off a 9-game winning streak and earned the No. 7 overall seed in the Football Championship Subdivision Playoffs in 2016.

After losing the first two games of the season by a combined four points, a double-overtime victory against South Dakota launched UND into Big Sky play where the Fighting Hawks ran the table. There were tight games and lopsided games, but his team always found a way to come out on top in league play and give UND its first undefeated conference record since Dale Lennon's 2003 squad went 7-0 in North Central Conference play.

The defense was once again the top-rated run defense in the league and sixth in the FCS. The unit was also tops in the Big Sky with 20 interceptions and tied for second nationally, trailing only national champion James Madison in that category.

Four Fighting Hawks earned All-America accolades, including safety Cole Reyes, who landed on six different All-America squads. The junior captain was also named the Big Sky Defensive Player of the Year. Reyes was one of 15 UND players to earn All-Big Sky honors on the field, while 18 set a program record by being named to the All-Big Sky Academic Team. Senior Brian Labat led those efforts in the classroom and also earned CoSIDA All-District 6 Team honors.

Schweigert wrapped up the 2015 season with what was the first three-game winning streak of his UND head-coaching tenure. Those three victories gave his second UND squad a 7-4 overall record and 5-3 mark in Big Sky play, which were both two-game improvements from his first season back in Grand Forks.

Schweigert's defense led the Big Sky in rushing defense for the second straight season under his watch and the offense improved immensely thanks in large part to the record-breaking production of true freshman running back John Santiago. After a 4-3 start that included the program's first victory over an FBS opponent (24-13 win at Wyoming) and first DI victory over a ranked opponent on the road (19-17 win at No. 16 Portland State), the Fighting Hawks would go on to post the program's first seven-win season since 2011.

Santiago was named the Co-Big Sky Freshman of the Year and collected All-America honors from the Associated Press and STATS, Inc. He was also a unanimous All-Big Sky first team performer and was joined on that team by senior linebacker Will Ratelle and offensive lineman Sean Meehan, who was also named to the AFCA All-America Team.

Eight more Fighting Hawks would garner all-league honors in 2015 as the defense once again ranked among the tops in the Big Sky, ranking first in rush defense and second in total defense.

In the classroom, 17 UND football players were named to the All-Big Sky Academic Team, breaking the previous year's record by one.

In his first season back at UND, Schweigert's 2014 squad won five games overall, which was a two-game improvement from the previous season. The campaign was highlighted by a 30-28 upset of No. 22 Northern Arizona in the final home game of the season at the Alerus Center.

UND took the positive vibes from a victory that knocked NAU out of the FCS playoff hunt to Greeley, Colo., the next Saturday where the team closed out the season with its first Big Sky road win of the season -- a 33-14 defeat of Northern Colorado.

The defensive-minded head coach still works with the team's cornerbacks and they were part of a unit that led the Big Sky in total defense and rush defense in 2014. Two newcomers earned All-Big Sky Conference honors (KR Alex Tillman and PK Reid Taubenheim) and seven more players were named honorable mention in Schweigert's first season.

There were also 16 UND football players named to the All-Big Sky Academic team, which tied a program record for individuals honored in one season.

The Zeeland, N.D., native returned to Grand Forks after 10 years away from a program that he helped lead to the 2001 NCAA Division II national title as defensive coordinator.

Prior to his return to UND, Schweigert was the defensive coordinator at Southern Illinois for the previous six seasons (2008-13) and served as associate head coach for the last five of that stretch. His 2010 defense led the Missouri Valley in total defense and his unit finished in the top half of the league in four of his six campaigns at SIU.

In his six seasons at SIU, Schweigert coached three first team All-Americans and 20 all-conference selections (10 first team, six second team, four honorable mentions). His defensive standouts have included linebacker and 2012 graduate Jayson DiManche, currently playing for Cincinnati Bengals, and cornerback Korey Lindsey, a three-time All-American and a 2011 draft pick of the Bengals. In 2013, SIU linebacker Bryan Presume earned first team All-MVFC honors after ranking third in the league with 104 tackles. His 55 solo stops were tops in the conference.

Prior to arriving at SIU, Schweigert took on his first head coaching job at the collegiate level, leading the Division II program at Minnesota Duluth from 2004-07. He guided the Bulldogs to a 22-21 overall record during his tenure, including the program's first North Central Conference title in 2005. The NCAA playoff berth that season was the program's second in four seasons. That same season, Schweigert was also named the D2football.com Northwest Region Coach of the Year and the AFCA Division II Coach of the Year for Region 5.

This will be the second stint at UND for Schweigert. He spent 15 seasons as an assistant coach in Grand Forks (1989-2003) where he was part of eight NCAA playoff teams and six NCC title squads.

Schweigert was elevated to defensive coordinator at UND prior to the 1997 season and left for Duluth after the 2003 UND team finished as national runner-up. Schweigert was named the American Football Coaches Association Division II Assistant Coach of the Year in 2000.

In his seven seasons as UND's defensive coordinator, Schweigert's defensive players earned 14 All-America honors and 23 first-team All-NCC accolades. His 2001 defense yielded just 191.4 yards of offense and 50.3 rushing yards per game, while limiting opponents to 12.5 points per game on the way to the program's first national championship.

Schweigert began his coaching career at his alma mater, now the University of Jamestown, from 1985-1988. He earned a bachelor's degree in business administration from Jamestown and a master's degree from UND. In 2002, he was honored with Jamestown's Rollie Greeno Award for outstanding commitment in the field of education and coaching.

Schweigert and his wife, Laura, have two sons, Alex and Cooper.

SCHWEIGERT VS. OPPONENTS

Augustana	2-2
Bemidji State	2-0
Bowling Green	0-1
Cal Poly	3-0
Central Washington	1-1
Chadron State	2-0
Concordia-St. Paul	1-1
Drake	3-0
Eastern Washington	0-3
Idaho	0-1
Idaho State	2-3
Illinois State	1-0
James Madison	1-0
Mary	1-0
MSU-Moorhead	2-0
Missouri Western State	0-1
Minnesota State	2-2
Mississippi Valley State	1-0
Missouri State	2-2
Montana	1-3
Montana State	3-2
Nicholls State	0-1
North Dakota State	0-4
Northern Colorado	6-0
Northern Arizona	2-1
Northern Iowa	0-1
North Dakota	0-5
Omaha	1-3
Portland State	4-0
Richmond	0-1
Robert Morris	1-0
Sacramento State	2-1
St. Cloud State	3-1
Sam Houston State	2-0
San Jose State	0-1
South Dakota	3-5
South Dakota State	1-1
Southern Illinois	1-1
Southern Utah	2-2
Stony Brook	1-1
UC Davis	2-1
Upper Iowa	2-0
Utah	0-1
Utah State	0-1
Washington	0-1
Weber State	1-4
Western Illinois	2-0
Western Washington	2-0
Wisconsin-La Crosse	0-1
Wyoming	1-0
Youngstown State	1-0

BUBBA SCHWEIGERT'S RECORD

Year	NCC*/BSC#/MVFC&	Win%	Finish	Overall	Win%
2004*	1-5	.167	6th	4-7	.364
2005*	4-2	.667	t1st	8-4	.667
2006*	4-4	.500	4th	6-4	.600
2007*	3-5	.375	t5th	4-6	.400
2014#	3-5	.375	t8th	5-7	.417
2015#	5-3	.625	t4th	7-4	.636
2016#	8-0	1.000	t1st	9-3	.750
2017#	2-6	.250	t9th	3-8	.300
2018	N/A (FCS Ind.)	--	--	6-5	.545
2019	N/A (FCS Ind.)	--	--	7-5	.583
2020\$	4-1	.800	t1st	5-2	.714
2021	3-5	.375	T4th	5-6	.455
Totals	37-36	.507		69-61	.531

*Denotes time at Minnesota Duluth

NATIONAL POLLS & THEN SOME

NORTH DAKOTA IN THE POLLS

Date	ATHLON	STATS	COACHES
Preseason	NR	NR	RV

2022 HONORS & AWARDS

Preseason All-MVFC

Bo Belquist, WR (Second Team)
Devon Krzanowski, LB (Second Team)
Donny Ventrelli, OL (Second Team)
C.J. Siegel, DB (Second Team)
Cade Petersen, P (Second Team)

Phil Steele Preseason All-MVFC

Donny Ventrelli, OL (Second Team)
Bo Belquist, WR (Third Team)
Garett Maag, WR (Fourth Team)
Adam Zavalney, TE (Fourth Team)
Easton Kilty, OL (Fourth Team)
Luke Skokna, RB (Fourth Team)
Luke Skokna, KR (Third Team)
Luke Skokna, PR (Fourth Team)
Cade Peterson, P (Second Team)
Devon Krzanowski, LB (Second Team)
C.J. Siegel, DB (Second Team)
Ben McNaboe, DL (Fourth Team)

Stats Perform (Preseason)

1.	North Dakota State (52)	14-1	1,348
2.	South Dakota State (2)	11-4	1,285
3.	Montana	10-3	1,218
4.	Montana State	12-3	1,203
5.	Missouri State	8-4	1,066
6.	Villanova	10-3	997
7.	Sacramento State	9-3	991
8.	Kennesaw State	11-2	959
9.	Southern Illinois	8-5	915
10.	Stephen F. Austin	8-4	813
11.	ETSU	11-2	750
12.	Chattanooga	6-5	562
13.	Eastern Washington	10-3	538
14.	UIW	10-3	533
15.	Jackson State	11-2	515
16.	Holy Cross	10-3	503
17.	Southeastern Louisiana	9-4	440
18.	UT Martin	10-3	404
19.	Delaware	5-6	401
20.	Weber State	6-5	391
21.	Northern Iowa	6-6	289
22.	Rhode Island	7-4	242
23.	Mercer	7-3	215
24.	Richmond	6-5	166
25.	UC Davis	8-4	153

Others Receiving Votes: South Dakota 151, Eastern Kentucky 129, Florida A&M 78, William & Mary 66, Dartmouth 59, Monmouth 23, Harvard 19, Princeton 18, Central Arkansas 14, Furman 14, South Carolina State 13, Sacred Heart 12, Elon 8, North Carolina A&T 4

COACHES (Preseason)

1.	North Dakota State (24)	14-1	624
2.	Montana	10-3	567
3.	South Dakota State (1)	11-4	566
4.	Montana State	12-3	560
5.	Villanova	10-3	493
6.	Kennesaw State	11-2	453
7.	Sacramento State	9-3	452
8.	Missouri State	8-4	405
9.	Southern Illinois	8-5	379
10.	Stephen F. Austin	8-4	362
11.	ETSU	11-2	352
12.	Eastern Washington	10-3	337
13.	Chattanooga	6-5	294
14.	UIW	10-3	277
15.	UT Martin	10-3	257
16.	Southeastern Louisiana	9-4	254
17.	Jackson State	11-2	245
18.	Holy Cross	10-3	184
19.	Delaware	5-6	172
20.	Weber State	6-5	141
21.	Northern Iowa	6-6	119
22.	UC Davis	8-4	101
23.	Mercer	7-3	78
24.	Rhode Island	7-4	66
24.	Richmond	6-5	66

Others receiving votes: South Dakota, 49; Florida A&M, 44; Harvard, 38; South Carolina State, 38; Princeton, 29; Central Arkansas, 23; Eastern Kentucky, 18; Dartmouth, 17; Nicholls, 8; Furman, 6; North Carolina A&T, 6; William & Mary, 6; Murray State, 5; Davidson, 3; Fordham, 3; Southeast Missouri State, 3; **NORTH DAKOTA, 2**; Utah Tech, 2; Austin Peay, 1; Elon, 1.

*2022 UND opponents can be found in **BOLD**

2022 NORTH DAKOTA FOOTBALL

LEADERSHIP



Grand Forks, N.D. – As voted by their peers, Garrett Maag, Donny Ventrelli, Devon Krzanowski, C.J. Siegel and Ted Mullin were named team captains heading into the 2022 season.

Maag was a team captain during both the 2020-21 and 2021 seasons and is the lone return captain from last season. Maag has appeared in 38 games as a Fighting Hawk with 29 starts. In the UND Division I record books, Maag sits fourth in career receptions (123), fourth in career receiving yards (1,665) and third in touchdown receptions (14). In 2021, Maag started nine games at wide receiver and finished the season fifth on the team in receptions with 21 catches for 266 yards, while also averaging 12.67 yards per catch and 29.56 yards per game to rank fourth on the team in those categories. Maag produced two touchdown receptions in 2021 and earned the MVFC Commissioner's Academic Excellence Award. Coming into 2022, Maag received recognition as a fourth team wide receiver on the Phil Steele Preseason All-MVFC Team and was UND's nomination for the AFCA Allstate Good Works Team.

Ventrelli has saw action in 28 contests for UND, starting 26 of them on the offensive line. He played a key role for North Dakota's success last season, starting all 11 games and helping the Fighting Hawks rack up 1,793 yards on the ground and 2,641 yards through the air for 33 touchdowns on the season. Last year, UND ranked at the top of the conference in fewest negative plays and only allowed eight sacks the entire season. Coming into this year, Ventrelli earned accolades as a second team offensive lineman on both the Preseason All-MVFC Team and the Phil Steele Preseason All-MVFC Team.

Krzanowski has appeared in and started all 18 games at linebacker for UND after transferring from St. Cloud State. Last season, he led North Dakota with 68 total tackles (35 solo, 33 assisted) and was second on the team in tackles-for-loss with five for -17 yards. He finished the season with 1.5 sacks for -11 yards and piled up five or more tackles in eight contests. He finished the year as the No. 18 tackler in the MVFC and garnered All-MVFC Honorable Mention accolades. Krzanowski has a nose for the football and has found the endzone twice as a Hawk, both coming against Southern Illinois, once in 2020-21 and again in 2021. Entering the 2022 season, Krzanowski is high on watchlists, already being named a second team linebacker on both the Preseason All-MVFC Team and Phil Steele Preseason All-MVFC Team.

Siegel has 28 starts at defensive back as a Fighting Hawk and has appeared in 32 contests. In North Dakota's Division I record books, Siegel ranks tied for ninth in pass breakups (16) and tied for 10th in career interceptions (3). Last season, he saw action in all 11 games with 10 starts at defensive back, piling up 28 total tackles and ranking third on the team in sacks with two for -17 yards. One of his three career interceptions came at Utah State early in the season. Coming into 2022, Siegel is ranked as a second team defensive back on both the Preseason All-MVFC Team and Phil Steele Preseason All-MVFC Team. Over the summer, Siegel was ranked as the No. 24 cornerback in the MVFC by Hero Sports entering this fall.

Mullin has been a special team's standout in his career and has appeared in 23 contests at UND. Last season, he saw action in 10 games as a linebacker and special teams' contributor, putting down 11 tackles and a quarterback hurry. In 2020-21, he appeared in seven games, primarily on special teams, and had two tackles, a tackle-for-loss and his first collegiate sack in the win over No. 24 Southern Illinois.

2022 NORTH DAKOTA FOOTBALL

SERIES NOTES

HEAD COACH SCOTT FROST

- Scott Frost's rapid rise in the coaching ranks culminated with the former Husker national champion returning to his alma mater in December 2017.
- It took Frost just two years to post his first undefeated season as a head coach, as Frost guided UCF to one of the greatest two-year turnarounds in NCAA history. Inheriting an 0-12 team, making a bowl game in his first season and then leading the Knights to a 13-0 record in 2017.
- Frost lived up to the title of one of the best offensive play-callers in the country in 2018, inheriting an offense that ranked 87th nationally in total offense and finished the 2018 season ranked 25th nationally in total offense.
- He has made upgrading Nebraska's talent a priority, with four of his five recruiting classes ranked in the top 25 nationally.
- He has posted a 15-30 record since returning to Lincoln, with 11 losses coming to top-25 opponents.
- Of the 30 losses under Coach Frost, 21 of them have come by eight points or less.

SCOUTING THE CORNHUSKERS

- Nebraska enters Saturday with a 0-1 overall record and an 0-1 mark in Big Ten play.
- The Cornhuskers piled up 465 yards of total offense against Northwestern, including 355 yards on 25-of-42 passing from Texas transfer QB Casey Thompson.
- New Mexico State transfer Isaiah Garcia-Castandeda made his presence felt against the Wildcats, hauling in four grabs for 120 yards and touchdown.
- Anthony Grant led the Big Red on the ground with 101 yards on 19 carries, including a pair of touchdowns that gave Nebraska a 28-17 lead in the third quarter.
- Luke Reimer and Ochaun Mathis led the Blackshirts last weekend with 12 tackles and 10 stops, respectively.
- Nebraska is used to putting up yards, ranking second in the Big Ten last year in total offense with 447.6 yards per game.
- The Huskers led the Big Ten last year in passing yards per completion with 14.87 yards per catch.

SERIES HISTORY

- This will be the second all-time meeting between North Dakota and Nebraska, with the Cornhuskers claiming the previous matchup. That game came in Lincoln, with Nebraska winning 33-0 on Sept. 23, 1961.
- Was played in front of an estimated 22,000 fans - played before the Nebraska sellout streak began (Nov. 3, 1962).
- Took place at Memorial Stadium, which held 31,080 fans before the first expansion in 1964.

Year	Site	Result
1961	Lincoln	L, 0-33

LAST MEETING

LINCOLN, Neb. – Nebraska, drawing heavily on the versatility of sophomore quarterback Dennis Claridge, defeated the Sioux of North Dakota 33-0, on Saturday in front of an estimated 22,000 fans at Memorial Stadium.

North Dakota, a 46-0 winner over Montana State the previous week, was at its best in the first quarter against the Cornhuskers, when a goal line stand turned back the initial Nebraska threat. With four attempts at covering eight yards for a touchdown, Nebraska was stopped six inches from a score and UND gained possession. A Sioux fumble two plays later gave Nebraska the ball on the North Dakota five-yard line and Nebraska scored its first touchdown on the next possession.

Trunder Thornton for Nebraska scored two of Nebraska's touchdowns on runs of five yards. He was joined in the scoring column by fullback Bill Comstock, quarterback Ron Meade and fullback Gene Ward. Nebraska led 7-0 after the opening period and 21-0 at the half. The Cornhuskers scored six points each in the final two quarters with missed extra points to win 33-0.

At the time of the game, UND was coached by Marv (Whitey) Helling and had captains of QB Bill Leifur and LE Gene Tetrault. Nebraska was coached by Bill Jennings and had captains of RH Pat Clare, LE Don Purcell and C Mike Tingelhoff.

In 1961, time of possession, third down conversions and red-zone statistics were not kept as official statistics. Defensive statistics other than interceptions were also not kept.

TEAM STATISTICS		
	NEB	UND
First Downs	14	5
Rushing Yards	157	17
Passing Yards	137	42
Passing (C-A-Int)	10-18-1	5-9-1
Total Offense	294	42
Plays	62	46
Fumbles (#-Lost)	3-1	7-2
Penalties (#-Yards)	4-30	3-35
Possession Time		
3rd Down Conv.		
Red-Zone		
Touchdowns	5	0
Field Goals	0-0	0-0

GAME LEADERS			* Top performers from each school based on yardage.		
NEBRASKA			NORTH DAKOTA		
Rushing			Rushing		
Bill Thornton	12 for 53 yds, 2 TD		Bob Glas	9 for 0 yds	
Willie Ross	7 for 27 yds		Pepper Lysacker	8 for 13 yds	
Dennis Claridge	4 for 22 yds		Gene Murphy	7 for 13 yds	
Passing			Passing		
Dennis Claridge	3-for-7, 49 yds		Gene Murphy	4-for-6, 34 yds	
Ron Meade	5-for-6, 52 yds		Bob Glas	1-for-3, 8 yds	
Receiving			Receiving		
Dick McDaniel	5 for 52 yds		Neil Bengston	3 for 26 yds	
Tackles (U-A-Total)			Tackles (U-A-Total)		
N/A			N/A		

OTHER	
Date	Sept. 23, 1961
Location	Lincoln, Neb.
Stadium	Memorial Stadium
Attendance	22,000
Time of Game	N/A
North Dakota	4-0
Western Illinois	0-3

HIGHLIGHTS

UNDEFEATED

- North Dakota is undefeated in its history in games played on Sept. 3, with a perfect 4-0 record.
- UND's last win on Sept. 3 came in 2005, with North Dakota upending West Chester 41-7.
- The game between the Cornhuskers and Fighting Hawks will be the first game played on Sept. 3 on the road in UND's history, and its first game played on this date since moving to the Division I level in 2008.

TURNING BACK THE CLOCK

- It has been a long time since North Dakota and Nebraska last squared off on the gridiron, dating all the way back to Sept. 23, 1961. At that time...
- No. 1 Movie at the Box Office: Come September
- No. 1 Song on Billboard Hot 100: "Take Good Care of My Baby" by Bobby Vee
- President of the United States: John F. Kennedy

LOOKING IN THE MIRROR

- Last season, the Fighting Hawks played the 10th toughest schedule in the nation and fell one game shy of the FCS Playoffs, finishing the season with a 5-6 record after a 24-21 heartbreaker at South Dakota State.
- On average, North Dakota fell by an average of 4.6 points in the five losses in FCS play, marking the first time in UND history the team had lost five games by single digits, dating back to 1894.
- Four of the five losses in league play also came to teams ranked in the FCS Top 25. In every game in 2021, North Dakota either had the lead or a chance to take the lead in the fourth quarter.
- The Cornhuskers had a very similar season last year, with Nebraska going 3-9 with an average margin of loss of 6.67 points. Six of the nine losses came to teams ranked in the FBS Top 25, with three of them coming to teams ranked in the top-10.
- Nebraska had the lead or a chance to take the lead in the fourth quarter in eight of its 11 games in 2021.

PROTECTING THE QUARTERBACK

- North Dakota linemen do not take kindly to teams harassing the quarterback, finishing 2021 ranked No. 3 nationally in sacks allowed and leading the MVFC with only 0.73 sacks allowed per game. Only allowing the quarterback to be taken down eight times the entire season.
- During the 2020-21 season, the Fighting Hawk linemen put up similar numbers, leading the conference and ranking No. 3 nationally in sacks allowed, only allowing 0.29 sacks per game - only allowing two sacks the entire year.
- The UND O-line also ranked highly in tackles-for-loss allowed, sitting fifth in the nation and second in the MVFC - allowing only 3.64 tackles-for-loss per game.

MANAGING THE GAME

- Quarterback Tommy Schuster led the MVFC in completion percentage last season, completing 65.5 percent of his passes.
- He also ranked in the top half of the conference in completions per game, passing efficiency, passing yards, total yards per game and yards per pass attempt.
- Last season, Schuster threw for 13 touchdowns and accounted for at least one touchdown in every game except one.
- In UND's Division I history, Schuster ranks third in career passing attempts (493), third in career passes completed (384), third in career passing yards (4,089) and is tied for third in career passing touchdowns (24).
- In his career, Schuster has completed 64.8 percent of his passes, ranking third in UND's Division I history.

MAAG RETURNS

- After missing a portion of the 2021 season with injury, Garrett Maag returned for a fifth year and is one of the captains of the 2022 UND football team.
- This is his third consecutive year serving as a team captain, after being voted by his peers in 2019 and 2020-21.
- Despite missing a portion of 2021 with injury, Maag finished the season fifth on the team in receptions with 21 for 266 yards, averaging 12.67 yards per catch and 29.56 yards per game to sit fourth on the team in those categories.
- Maag has historically been one of the favorite targets for UND quarterbacks, currently ranking fourth in career receptions (123), fourth in career receiving yards (1,665) and third in career touchdown receptions (14) in UND's Division I history.
- Maag comes into the season as a fourth team Preseason All-MVFC selection by Phil Steele.

THIS DAY IN HISTORY

SEPT. 3

RECORD: 4-0
STREAK: W4

Year	Opponent	Result
2005	West Chester	W, 41-7
1988	Northern Michigan	W, 9-0
1983	Michigan Tech	W, 55-7
1977	Minnesota State Moorhead	W, 21-18

RECORD BREAKDOWN

Overall Record	0-0
Day Games	0-0
Night Games (5 p.m. or later)	0-0
TV Games	0-0
Scoring First	0-0
Opponent Scoring First	0-0
Leading at the Half	0-0
Trailing at the Half	0-0
Tied at the Half	0-0
Leading after Third Qtr.	0-0
Trailing after Third Qtr.	0-0
Tied after Third Qtr.	0-0
Overtime Games	0-0
Scoring less than 20 pts	0-0
Scoring 20-29 points	0-0
Scoring 30-39 Points	0-0
Scoring 40+ Points	0-0
Allowing 10 points or less	0-0
Allowing 11-20 points	0-0
Allowing 21-30 points	0-0
Allowing 31+ points	0-0
Rushing for less than 100 yds	0-0
Rushing for 100-199 yds	0-0
Rushing for 200-299 yds	0-0
Rushing for 300+ yds	0-0
Passing for less than 200 yds	0-0
Passing for 200-299 yds	0-0
Passing for 300-399 yds	0-0
Passing for 400+ yds	0-0
Totaling less than 300 yds total offense	0-0
300-399 yds of total offense	0-0
400-499 yds of total offense	0-0
500+ yds of total offense	0-0
Allowing less than 100 yds rushing	0-0
Allowing more than 100 yds rushing	0-0
Allowing less than 300 yds total offense	0-0
Allowing 300+ yds total offense	0-0
Having a 100-yd rusher	0-0
Having two 100-yd rushers	0-0
Not having a 100-yd rusher	0-0
Opp. having a 100-yd rusher	0-0
No turnovers	0-0
1-3 turnovers	0-0
3+ turnovers	0-0
No takeaways	0-0
1 or 2 takeaways	0-0
3 or more takeaways	0-0
More than 30:00 of possession	0-0
Less than 30:00 of possession	0-0

2022 NORTH DAKOTA FOOTBALL

NICKNAME HISTORY

The University of North Dakota boasts a proud history of varsity athletics nicknames. UND's first official athletics nickname was the "Flickertails," although its origin remains somewhat a mystery. The nickname made its first public appearance in a Grand Forks Herald account of UND's football loss to Minnesota on Oct. 8, 1904, 15 years after UND's first athletics contest was played. According to Lee Bohnet's A Century of UND Sports, "The author was not identified, but there is strong evidence the nickname was coined by a Minneapolis sportswriter who may have covered the game for the Herald. The writer lauded the fighting spirit of the North Dakota players."

In 1911, UND's student body officially adopted "Flickertails" as its athletics nickname. UND would remain known as the "Flickertails" (as well, unofficially, as the "Nodaks") for a third of a century, establishing an early athletics history.

In the fall of 1930, the university adopted the nickname "Sioux" for its varsity teams following a successful renaming campaign by the Dakota Student, UND's student newspaper. The word "Fighting" was later added, and UND would be known as the "Fighting Sioux" until the summer of 1912.

The university utilized several "Fighting Sioux" logos throughout the decades, perhaps most notably the green geometric logo introduced in 1976 and the most recent full-color logo was unveiled in 1999. The former was designed by an artist at the UND News Bureau, while the latter was created by noted Native American artist and UND alum Bennett Brien.

The University of North Dakota officially retired its longtime "Fighting Sioux" nickname and logo prior to the 2012-13 athletics season.

UND's varsity athletics teams operated without an official nickname, while the university continued the process of adopting the third official nickname in school history last fall. During that time, the university's varsity athletics teams will continue to be referred to as "the University of North Dakota," "North Dakota," or "UND."

Former President Dr. Robert Kelley announced in mid-November that "Fighting Hawks" would be the University's new moniker and the UND football team played under that nickname in its 2015 season finale at Cal Poly -- a 45-21 victory over the Mustangs.



The 2020-21 season was the first of the program's current helmet look. The 2016 unveiling marked the first time since the 1969 season that UND helmets were adorned with a new logo. The interlocking ND had been emblazoned on both sides of the helmets for the past 47 seasons, but were replaced in 2016 by the athletic department's new Fighting Hawks logo. The new helmets for this season feature the new logo on both sides of the helmet for the first time.

HIGHLIGHTS

GOOD HANDS BELQUIST

- Bo Belquist led the team in both receptions (52) and receiving yards (535) in 2021, averaging a team leading 53.50 receiving yards per game. He also hauled in more touchdowns (5) than any other Hawk on the active roster.
- At the conclusion of the season, Belquist ranked No. 4 in the MVFC in receptions per game with 5.2.
- Belquist is climbing UND's Division I record book, already sitting No. 8 in career receptions (77) and is tied for sixth in career touchdown receptions (8).
- Belquist enters the year as a second team Preseason All-MVFC selection by the conference and a third team selection by Phil Steele.

FINDING THE HOLE

- Running back Isaiah Smith made the most of his time in the backfield last season, finishing the season ranked as the No. 15 rusher in the MVFC with 356 yards on 52 carries and two scores.
- The Minneapolis, Minn., native became only the seventh freshman in UND's Division I era (2008-present) to rush for over 100 yards in a game, scampering for 125 yards and a touchdown on 12 carries in the 38-0 win over Drake. He also joined John Santiago as the only freshman to do it in his college debut.
- At the end of the year, Smith earned his first collegiate accolade with his name listed on the MVFC All-Newcomer Team.

THERE'S NO DOWN LIKE THIRD DOWN

- Getting off the field on third down was a key for the Fighting Hawks in 2021, ranking No. 26 in the country and fourth in the MVFC in defensive third down conversions.
- Teams had to get off the field 66.43 percent of the time after facing North Dakota on third down last season.
- Opponents only converted 48 of 143 third down attempts against the Fighting Hawk "D" in 2021.

NO FLY ZONE

- Last year, North Dakota ranked third in the MVFC and No. 27 nationally, only allowing 197.4 passing yards per game.
- UND held four teams under 100 yards passing last season: Drake (86), North Dakota State (57), Youngstown State (75) and Illinois State (84).
- NDSU's 57 yards through the air vs. UND last season marked only the third time since 2014 that the Bison have been held to one-or-fewer touchdown in a game.

KRZANOWSKI SPEARHEADS THE DEFENSE

- Last year, Devon Krzanowski started all 11 games at middle linebacker and led the Fighting Hawks with 68 total tackles to finish the season as the No. 18 tackler in the MVFC.
- He led the team in both tackles (68) and solo tackles (35), while also sitting second on the team in tackles for loss with five for -17 yards.
- Krzanowski has a nose for the football and scored his second career touchdown at Southern Illinois, finishing the game with nine tackles and a fumble recovery in the endzone.
- He played a key role in the Fighting Hawk push for the playoffs, recording nine stops and a game-sealing sack on fourth down in the 14-7 comeback win over Youngstown State.
- Krzanowski ended the season with honorable mention All-MVFC accolades, recording five or more tackles in eight contests throughout the season.
- He enters the year as a preseason All-MVFC selection by both the MVFC and Phil Steele.

AT THE START

Opponent at NEBRASKA	Coin Toss	Choice	UND 1st Drive	Opponent 1st Drive	Game Captain
-------------------------	--------------	--------	------------------	-----------------------	-----------------

HIGHLIGHTS

DON'T FLY BY SIEGEL

- Last year, C.J. Siegel saw action in 11 games and started 10 at defensive back, piling up 28 total tackles on the season.
- In 2021, Siegel ranked third on the team in sacks with 2.0 for -17 yards.
- In the UND Division I record book, Siegel currently ties for ninth in career pass breakups (16) and is tied for 10th in career interceptions (3).
- Siegel enters the season as a second team Preseason All-MVFC selection by both the MVFC and Phil Steele.

SPECIAL TEAMS STAYING SPECIAL

- Last season, North Dakota tallied three blocked punts (two at South Dakota, one at Southern Illinois).
- Jalen Morrison got in on the fun in the win over Illinois State, blocking a field goal attempt to give NoDak a total of four blocked kicks on the season.
- Since 2019, UND has blocked seven punts and brought three of them back for touchdowns.

HERO SPORTS PRESEASON MARKS

- Adam Zavalney ranks as the top player to wear No. 39 in the FCS.
- Zavalney also comes into the year as the No. 21 tight end in the FCS.
- Gardner-Webb transfer Malachi Buckner comes into 2022 as the No. 19 safety in the FCS.

INTO THE LEAGUE

- Last year, offensive lineman Matt Waletzko anchored an offensive line that finished the year No. 3 nationally in sacks allowed and led the MVFC. The defense also ranked No. 2 in the conference in fewest negative plays.
- During Waletzko's time on the offensive line, UND surrendered only three sacks.
- He finished the year with First Team All-MVFC honors, All-America status from five-different publications and invitations to the 2022 Reese's Senior Bowl and the NFL scouting combine.
- Waletzko was a staple for the UND offensive line and was drafted in the fifth round (155th overall) by the Dallas Cowboys in the 2022 NFL Draft, becoming the first Fighting Hawk drafted since former wide receiver Kenny Golladay was picked by the Detroit Lions in the third round (96th overall) of the 2017 NFL Draft.
- Waletzko became the first four-year player and offensive lineman selected since Chris Kuper in the fifth round in 2006 by the Denver Broncos.

PROFESSIONAL HAWKS

- For nearly three-quarters of a century, North Dakota football has developed numerous student-athletes who have gone on to enjoy distinguished careers in the professional ranks.
- As of August 2022, six former UND standouts were playing professional football.
- Fighting Hawk offensive line standout Matt Waletzko is beginning his first season in the NFL after being drafted by the Dallas Cowboys in the 2022 NFL Draft.
- Former UND wide receiver Kenny Golladay is entering his second season with the New York Giants after spending four years with the Detroit Lions.
- Recent wide receiver Travis Toivonen just resigned with the New York Giants - previously spending the 2021 season with both the Giants and Seattle Seahawks.
- Former UND running back Brady Oliveira is playing in his third season with the Winnipeg Blue Bombers.
- Recent defensive back Evan Holm is on the practice squad of the Blue Bombers.
- Former UND standout defensive end Mason Bennett is entering his second season with the Hamilton Tiger-Cats.

GETTING IT DONE IN THE CLASSROOM

- For the second consecutive season, the University of North Dakota earned the Missouri Valley Football Conference All-Academic Award
- The Conference All-Academic Award was created in 2005 to recognize team academic achievement and is based on the average student-athlete grade-point average for the previous academic year.
- North Dakota football student-athletes led the way in the MVFC with a 3.222 grade point average, trailed by Indiana State (3.214) and North Dakota State (3.124).
- The Fighting Hawks set a conference record of 3.383 grade point average in 2020-21 and the GPA of 3.222 for the 2021-22 academic year ranks No. 3 all-time in the MVFC.
- The UND football program had 32 student-athletes who recorded grade point averages this spring of 3.5 or higher, with seven student-athletes recording a perfect 4.0.

PROTECTING OUR HOUSE

- Over the last three seasons in the Alerus Center, North Dakota has held its opponents in check and only allowed 400-or-more yards of offense three times, operating with a bend, don't break mentality to lead the Fighting Hawks to victory.
- Nearly 1.1 million fans have seen UND post a 100-28 record at the Alerus Center in its 20 seasons of existence. That mark includes an 11-1 postseason record and a school record 23-game home winning streak from 2002 to 2005.
- In the 2020-21 season, North Dakota capped off the sixth perfect regular season and second straight since moving indoors to the Alerus Center with a 4-0 mark (2003, 2004, 2007, 2016, 2019, 2020).
- Last season, the Fighting Hawks posted a 4-1 record inside the Alerus Center and ended the home slate on a three-game winning streak, picking up the 100th victory inside the Alerus Center with a 14-7 win over Illinois State on Nov. 13.

PRONUNCIATIONS

AGYEKUM, Richard	Ag-jew-koom
BARETZ, Jack	Bare-Its
BECHER, Liam	Beach-err
BLUIETT, Antonio	Blue-it
BOECKER, Dylan	Bo-kurr
BORUD, Cade	Bo-Rude
BUCKNER, Malachi	Mal-uh-ky
BURIAN, Tyler	Burr-E-N
DEMONTAGNAC, Nate	De-mon-tuh-nack
Doell, Logan	Dell
HOOSMAN, Tyler	Whose-Man
IHRY, Jack	Eye-rhee
KAUPPINEN, Kadon	Kay-don
COP-uh-nen	
KOSHIOI, Matt	Kush-ull
KRZANOWSKI, Devon	Sha-NOW-ski
KUNTZ, Jack	Koon-tz
KUPFER, Nick	Cup-fer
LOTYSZ, Peyton	Loy-tuss
MAAG, Garrett	MAH-g
NAVRATIL, Josh	NAHV-rah-til
OCHANSEY, Edmund	O-can-see
OLIPHANT, Jake	O-li-font
PFEFFER, Teagen	Pep-fer, Tegan
ROMFO, Simon/Grant	Rum-foe
SCHAFFNER, Noah	Sh-aff-ner
SCHUSTER, Tommy	SHOO-ster
SCHWEIGERT, Lucas	SH-why-gert
SIEGEL, C.J.	SEE-gull
SKOKNA, Luke	SKOK-nah
TEIKEN, Jack	Tie-kin
THADEN, Trace	Thay-den
ZAVALNEY, Adam	Zah-VAL-knee
ZIEBARTH, Gaven	Gav-in Zee-barth

Coaches

SCHWEIGERT, Bubba	SH-why-gert
FLYGER, Austin	FLEE-grr
KOSTICH, Shawn	COST-itch
PAWLAK, Joe	PAV-lick
SCHWENZFEIER, Joel	SH-wentz-fire

2022 NORTH DAKOTA FOOTBALL

NUMERICAL ROSTER

NO.	NAME	POS.	HT.	WT.	YR.	HOMETOWN/PREVIOUS SCHOOL
0	Jalen Morrison	DL	6-2	290	Gr.	Woodbury, Minn. / Woodbury
1	Bo Belquist	WR	6-1	180	Jr.	New Rockford, N.D. / New Rockford-Sheyenne
2	Tommy Schuster	QB	6-0	195	Jr.	Macomb, Mich. / Chippewa Valley
3	C.J. Siegel	DB	6-0	180	Sr.	La Crosse, Wis. / Logan
3	Trey Feeney	QB	6-3	205	R-Fr.	Moorhead, Minn. / Moorhead
4	Malachi Buckner	DB	6-1	215	Sr.	Tucker, Ga. / Gardner-Webb
5	Clayton Bishop	DB	6-0	190	R-Fr.	Kenosha, Wis. / Indian Trail
6	Simon Romfo	QB	5-11	190	R-Fr.	Calvin, N.D. / Langdon Area
7	Luke Skokna	RB	5-9	175	Sr.	Hinsdale, Ill. / Hinsdale Central
8	Edmund Ocansey	DB	6-0	175	R-Fr.	Champlin, Minn. / Champlin Park
9	Marcus Vaughn-Jones	LB	6-3	225	Sr.	Omaha, Neb. / Creighton Prep
9	Colton Hackel	QB	6-2	215	Fr.	Perham, Minn. / Perham
10	Caden White	LB	6-3	235	Sr.	Sun Prairie, Wis. / Sun Prairie
10	Caden Dennis	WR	6-2	170	Fr.	Kansas City, Mo. / Liberty
11	Jayson Coley	DB	6-0	180	Jr.	Markham, Ill. / Hillcrest
12	Marcus Preston	WR	6-2	195	Jr.	Lawrence, Kan. / Free State
13	Jack Wright	WR	6-0	190	So.	Broken Arrow, Okla. / Regent Prep
14	Quincy Vaughn	QB	6-4	245	Jr.	Hamilton, Ontario / Clarkson Football North
15	Aaron Cooper	LB	6-2	210	Gr.	Lancaster, Calif. / Cal Poly
16	Elijah Klein	WR	6-6	230	So.	Mandan, N.D. / Mandan
17	Jamal Dixon	DB	6-2	190	Fr.	Moorhead, Minn. / Moorhead
18	Red Wilson	WR	5-9	185	Jr.	Americus, Ga. / Mesabi Range College
19	Noah Schaffner	TE	6-3	210	R-Fr.	Bismarck, N.D. / Century
20	Creighton Mitchell	RB	5-8	185	So.	Clive, Iowa / Valley
21	Sammy Fort	DB	6-0	195	Jr.	Lynn, Mass. / Blue Ridge
22	Antonio Bluiett	DB	6-1	185	Fr.	Buffalo, Minn. / Buffalo
23	Devin Hembry	DB	6-2	190	Jr.	Muskogee, Okla. / Northeastern Oklahoma A&M
24	Kadon Kauppinen	DB	6-2	210	Sr.	Sun Prairie, Wis. / Sun Prairie
25	Teagan Pfeffer	DB	6-1	175	Fr.	Alexandria, Minn. / Alexandria
26	Paine Parks	LB	6-3	220	Fr.	Grand Forks, N.D. / Red River
27	Richard Agyekum	DB	5-9	170	So.	Amsterdam, Netherlands / Netherlands CSB
28	Matt Koshiol	DB	6-2	215	Jr.	Cold Spring, Minn. / Rocori
28	Gaven Ziebarth	RB	6-0	210	R-Fr.	Cambridge, Minn. / Cambridge-Isanti
29	Isaiah Smith	RB	6-0	200	So.	Minneapolis, Minn. / Benilde-St. Margaret's School
30	Peyton Fisher	DB	5-11	205	So.	Fargo, N.D. / Fargo North
30	Jack Ihry	TE	6-1	220	R-Fr.	Hope, N.D. / Hope-Page
31	Cole Davis	DB	5-10	170	R-Fr.	Marengo, Ill. / Marengo
32	Dylan Boecker	LB	6-2	220	So.	Menomonie, Wis. / Menomonie
32	Tyler Hoosman	RB	6-0	215	Gr.	Plainfield, Ill. / Northern Iowa
33	Jett Sutton	DB	5-11	190	Fr.	Kansas City, Mo. / Oak Park
34	Josh Navratil	LB	6-2	220	Jr.	Pine Island, Minn. / Pine Island
35	Ethan Ball	DB	6-1	195	So.	Regina, Saskatchewan / Riffel
36	Malachi McNeal	LB	6-0	235	R-Fr.	Waukegan, Ill. / Warren Township
37	Sean Fenelon	K	6-0	170	5th	West Fargo, N.D. / University of Jamestown
37	Anthony Moe-Tucker	RB	5-11	225	Fr.	Kasson, Minn. / Kasson-Mantorville
38	Grant Romfo	WR	6-1	205	Fr.	Calvin, N.D. / Langdon Area
39	Adam Zavalney	TE	6-4	235	Jr.	Park River, N.D. / Park River Area-Fordville-Lankin
40	Haydn Stay	TE	6-4	240	Fr.	Princeton, Minn. / Princeton
42	Kason Kelley	LB	6-2	235	So.	Omaha, Neb. / Millard North
43	Jaden Norby	TE	6-3	250	So.	Evansville, Minn. / West Central Area-Ashby
44	Devon Krzanowski	LB	6-2	235	5th	Fond Du Lac, Wis. / St. Cloud State
44	Mason South	TE	6-2	220	Fr.	Maple Grove, Minn. / Maple Grove
45	Hayden Stec	LB	6-1	215	Fr.	Elkhorn, Neb. / Elkhorn
46	Ted Mullin	LB	6-1	220	Sr.	Littleton, Colo. / Columbine
46	Josh Yon	TE	6-1	215	Fr.	Thompson, N.D. / Thompson
47	Bartholomew Ogbu	DT	6-3	250	Sr.	Bismarck, N.D. / North Dakota State
48	Jack Baretz	LB	6-3	215	Fr.	Franklin, Wis. / Franklin

2022 ROSTER (Alphabetical)	
27	Richard Agyekum. DB
71	Seth Anderson OL
35	Ethan Ball DB
48	Jack Baretz. LB
93	Elijah Beach DL
67	Liam Beecher OL
1	Bo Belquist WR
5	Clayton Bishop DB
22	Antonio Bluiett DB
32	Dylan Boecker LB
69	Cade Borud. OL
68	Brayden Bryant. OL
4	Malachi Buckner DB
83	Tyler Burian. WR
61	Danny Carroll OL
78	Ben Christian OL
11	Jayson Coley DB
15	Aaron Cooper. LB
31	Cole Davis. DB
84	Nate DeMontagnac WR
10	Caden Dennis. WR
17	Jamal Dixon DB
52	Logan Doell. LB
53	C.J. Elrichs K/P
3	Trey Feeney. QB
37	Sean Fenelon K
60	Jagger Ferden OL
54	Jaden Feterl LB
30	Peyton Fisher DB
21	Sammy Fort DB
86	Max Gunderson TE
9	Colton Hackel. QB
75	Sam Hagen. OL
70	Hunter Harvey OL
23	Devin Hembry. DB
32	Tyler Hoosman. RB
30	Jack Ihry TE
99	Jaalen Johnson DL
24	Kadon Kauppinen. DB
95	Steven Keech DL
42	Kason Kelley. LB
76	Brett Kelzenberg. OL
77	Easton Kilty. OL
50	Tommy Kimball LB
16	Elijah Klein WR
28	Matt Koshiol. DB
44	Devon Krzanowski. LB
73	Jack Kuntz OL
80	Nick Kupfer. WR
72	Colin Lavell OL
98	Kendis Ledbetter DL
66	Brady Lehman LB
88	Luke Lennon. DL
79	Peyton Lotysz. OL
89	Garett Maag WR

NUMERICAL ROSTER

NO.	NAME	POS.	HT.	WT.	YR.	HOMETOWN/PREVIOUS SCHOOL	
49	Ben McNaboe	DL	6-3	240	Jr.	Rogers, Minn. / Minnesota	49 Ben McNaboe. DL
50	Tommy Kimball	LB	6-1	225	Jr.	Duluth, Minn. / Duluth East	36 Malachi McNeal. LB
51	Caleb Olson	DL	6-2	255	Fr.	Fort Ransom, N.D. / Lisbon	20 Creighton Mitchell. RB
52	Logan Doell	LB	6-3	210	Fr.	Luxemburg, Wis. / Luxemburg-Casco	37 Anthony Moe-Tucker. RB
53	C.J. Elrichs	K/P	6-2	180	Fr.	Olathe, Kan. / Olathe Northwest	0 Jalen Morrison. DL
54	Jaden Feterl	LB	6-3	225	R-Fr.	Sioux Falls, S.D. / Washington	46 Ted Mullin. LB
55	Lucas Schweigert	DL	6-0	265	Fr.	Bismarck, N.D. / Century	34 Josh Navratil. LB
57	Casey Schultz	DL	6-4	250	R-Fr.	Caledonia, Minn. / Caledonia	63 David Neuberger. LS
58	Tanner Thorsness	DL	6-3	260	Jr.	Bismarck, N.D. / Century	64 Adam Neustel. OL
59	Wyatt Pedigo	LB	6-0	230	So.	Hoisington, Kan. / Hoisington	43 Jaden Norby. TE
60	Jagger Ferden	OL	6-4	285	So.	Union, Ill. / Marengo	8 Edmund Ocansey. DB
61	Danny Carroll	OL	6-1	285	R-Fr.	Overland Park, Kan. / St. Thomas Aquinas	47 Bartholomew Ogbu. DT
62	Jake Oliphant	OL	6-4	295	Gr.	Spring Creek, Nev. / Northern State	62 Jake Oliphant. OL
63	David Neuberger	LS	6-0	190	Fr.	Davenport, Iowa / Assumption	51 Caleb Olson. DL
64	Adam Neustel	OL	6-1	310	Jr.	Gwinner, N.D. / Milnor-North Sargent	90 Craig Orlando. DL
65	Bennett Weber	OL	6-3	300	So.	Waconia, Minn. / Waconia	26 Paine Parks. LB
66	Brady Lehman	LB	6-3	205	Fr.	Jefferson, Wis. / Jefferson	59 Wyatt Pedigo. LB
67	Liam Becher	OL	6-6	305	Fr.	Iowa City, Iowa / West	87 Cade Peterson. P
68	Brayden Bryant	OL	6-2	305	So.	Ardmore, Okla. / Butler CC	25 Teagan Pfeffer. DB
69	Cade Borud	OL	6-2	310	Fr.	Pleasant Hill, Iowa / Southeast Polk	12 Marcus Preston. WR
70	Hunter Harvey	OL	6-5	295	R-Fr.	Bismarck, N.D. / Century	38 Grant Romfo. WR
71	Seth Anderson	OL	6-4	285	So.	Moorhead, Minn. / North Dakota State	6 Simon Romfo. QB
72	Colin Lavell	OL	6-4	300	Jr.	Parker, Colo. / Legend	19 Noah Schaffner. TE
73	Jack Kuntz	OL	6-4	305	So.	Devils Lake, N.D. / Devils Lake	57 Casey Schultz. DL
74	Donny Ventrelli	OL	6-4	300	Sr.	St. Paul, Minn. / Como Park	2 Tommy Schuster. QB
75	Sam Hagen	OL	6-6	310	R-Fr.	Fordville, N.D. / Park River Area-Fordville Lankin	55 Lucas Schweigert. DL
76	Brett Kelzenberg	OL	6-4	275	Fr.	Plymouth, Minn. / Wayzata	3 C.J. Siegel. DB
77	Easton Kilty	OL	6-5	305	So.	Stratford, Wis. / Stratford	85 Luke Silvernale. P/K
78	Ben Christian	OL	6-2	285	Sr.	Grand Forks, N.D. / Red River	7 Luke Skokna. RB
79	Peyton Lotysz	OL	6-3	290	So.	Grand Forks, N.D. / Red River	29 Isaiah Smith. RB
80	Nick Kupfer	WR	6-3	190	R-Fr.	Bismarck, N.D. / Legacy	44 Mason South. TE
81	Sam Strandell	WR	6-2	205	Fr.	Grand Forks, N.D. / Central	40 Haydn Stay. TE
82	Trace Thaden	TE	6-7	245	Fr.	Omaha, Neb. / Millard West	45 Hayden Stec. LB
83	Tyler Burian	WR	6-4	200	Sr.	Grand Forks, N.D. / Red River	85 Trae Steckler. TE
84	Nate DeMontagnac	WR	6-2	185	R-Fr.	Mississauga, Ontario / Clarkson Football North	92 Brady Stevens. K
85	Trae Steckler	TE	6-3	240	Sr.	Mandan, N.D. / Mandan	81 Sam Strandell. WR
85	Luke Silvernale	P/K	6-0	185	Fr.	Grand Rapids, Mich. / Forest Hills Northern	33 Jett Sutton. DB
86	Max Gunderson	TE	6-5	245	So.	Detroit Lakes, Minn. / Detroit Lakes	91 Jack Teiken. DL
87	Cade Peterson	P	6-1	200	5th	Kewaskum, Wis. / Kewaskum	82 Trace Thaden. TE
88	Luke Lennon	DL	6-5	250	Jr.	West Fargo, N.D. / West Fargo	58 Tanner Thorsness. DL
89	Garett Maag	WR	6-4	210	5th	Inver Grove Heights, Minn. / St. Croix Lutheran	14 Quincy Vaughn. QB
90	Craig Orlando	DL	6-3	290	So.	Verndale, Minn. / Verndale	9 Marcus Vaughn-Jones. LB
91	Jack Teiken	DL	6-4	240	Fr.	Moorhead, Minn. / Moorhead	74 Donny Ventrelli. OL
92	Brady Stevens	K	6-1	170	Sr.	Highlands Ranch, Colo. / Colorado	65 Bennett Weber. OL
93	Elijah Beach	DL	6-3	290	Jr.	Streamwood, Ill. / Streamwood	10 Caden White. LB
95	Steven Keech	DL	6-5	255	Jr.	Two Harbors, Minn. / Two Harbors	18 Red Wilson. WR
98	Kendis Ledbetter	DL	6-3	270	Fr.	Sioux Falls, S.D. / Washington	13 Jack Wright. WR
99	Jaelen Johnson	DL	6-2	255	Sr.	Greendale, Wis. / Greendale	46 Josh Yon. TE
							39 Adam Zavalney. TE
							29 Gaven Ziebarth. RB

YR – eligibility for 2022 season | Roster subject to change

2022 NORTH DAKOTA FOOTBALL

ROSTER BY LOCATION

Minnesota (27)

#0 Jalen Morrison, DL
#3 Trey Feeney, QB
#8 Edmond Ocansey, DB
#9 Colton Hackel, QB
#17 Jamal Dixon, DB
#22 Antonio Bluiett, DB
#25 Teagan Pfeffer, DB
#28 Matt Koshiol, DB
#28 Gaven Ziebarth, RB
#29 Isaiah Smith, RB
#34 Josh Navratil, LB
#37 Anthony Moe-Tucker, WR
#40 Haydn Stay, TE
#43 Jaden Norby, TE
#44 Mason South, TE
#49 Ben McNaboe, DL
#50 Tommy Kimball, LB
#57 Casey Schultz, DL
#65 Bennett Weber, OL
#71 Seth Anderson, OL
#74 Donny Ventrelli, OL
#76 Brett Kelzenberg, OL
#86 Max Gunderson, TE
#89 Garrett Maag, WR
#90 Craig Orlando, DL
#91 Jack Teiken, DL
#95 Steven Keech, DL

North Dakota (26)

#1 Bo Belquist, WR
#6 Simon Romfo, QB
#16 Elijah Klein, WR
#19 Noah Schaffner, TE
#26 Paine Parks, LB
#30 Peyton Fisher, DB
#30 Jack Ihry, TE
#37 Sean Fenelon, K
#38 Grant Romfo, WR
#39 Adam Zavalney, TE
#46 Josh Yon, TE
#47 Bartholomew Ogbu, DB
#51 Caleb Olson, DL
#55 Lucas Schweigert, DL
#58 Tanner Thorsness, DL
#64 Adam Neustel, OL
#70 Hunter Harvey, OL
#73 Jack Kuntz, OL
#75 Sam Hagen, OL
#78 Ben Christian, OL
#79 Peyton Lotysz, OL
#80 Nick Kupfer, WR
#81 Sam Strandell, WR
#83 Tyler Burian, WR
#85 Trae Steckler, TE
#88 Luke Lennon, DL

Wisconsin (12)

#3 C.J. Siegel, DB
#5 Clayton Bishop, DB
#10 Caden White, LB
#24 Kadon Kauppinen, DB
#32 Dylan Boecker, LB
#44 Devon Krzanowski, LB
#48 Jack Baretz, LB
#52 Logan Doell, LB
#66 Brady Lehman, LB
#77 Easton Kilty, OL
#87 Cade Peterson, P
#99 Jaelen Johnson, DL

Illinois (7)

#7 Luke Skokna, RB
#11 Jayson Coley, DB
#31 Cole Davis, DB
#32 Tyler Hoosman, RB
#36 Malachi McNeal, LB
#60 Jagger Ferden, OL
#93 Elijah Beach, DL

Iowa (4)

#20 Creighton Mitchell, RB
#63 David Neuberger, LS
#67 Liam Becher, OL
#69 Cade Borud, OL

Kansas (4)

#12 Marcus Preston, WR
#53 C.J. Elrichs, K/P
#59 Wyatt Pedigo, LB
#61 Danny Carroll, OL

Nebraska (4)

#9 Marcus Vaughn-Jones, LB
#42 Kason Kelley, LB
#45 Hayden Stec, LB
#82 Trace Thaden, TE

Colorado (3)

#46 Ted Mullin, LB
#72 Colin Lavell, OL
#92 Brady Stevens, K

Oklahoma (3)

#68 Brayden Bryant, OL
#23 Devin Hembry, DB
#13 Jack Wright, WR

Georgia (2)

#4 Malachi Buckner, DB
#18 Red Wilson, WR

Michigan (2)

#2 Tommy Schuster, QB
#85 Luke Silvernale, P/K

Missouri (2)

#10 Caden Dennis, WR
#33 Jett Sutton, DB

South Dakota (2)

#54 Jaden Feterl, LB
#98 Kendis Ledbetter, DL

Ontario (2)

#14 Quincy Vaughn, QB
#84 Nate DeMontagnac, WR

California (1)

#15 Aaron Cooper, LB

Massachusetts (1)

#21 Sammy Fort, DB

Nevada (1)

#62 Jake Oliphant, OL

Netherlands (1)

#27 Richard Agyekum, DB

Saskatchewan (1)

#35 Ethan Ball, DB

DEPTH CHART

OFFENSE

Tight End

39 Adam Zavalney
86 Max Gunderson

Left Tackle

74 Donny Ventrelli
73 Jack Kuntz

Left Guard

68 Brayden Bryant
78 Ben Christian

Center

61 Danny Carrolll
79 Peyton Lotysz

Right Guard

77 Easton Kilty
72 Colin Lavell

Right Tackle

75 Sam Hagen
71 Seth Anderson

Wide Receiver

89 Garrett Maag
80 Nick Kupfer
-OR-
16 Elijah Klein

Wide Receiver

1 Bo Belquist
13 Jack Wright
-OR-
18 Red Wilson

Wide Receiver

12 Marcus Preston
84 Nate DeMontagnac
-OR-
83 Tyler Burian

Quarterback

2 Tommy Schuster
14 Quincy Vaughn

Running Back

29 Isaiah Smith
32 Tyler Hoosman

DEFENSE

Defensive End

99 Jaelen Johnson
88 Luke Lennon

Nose Tackle

0 Jalen Morrison
93 Elijah Beach

Defensive End

49 Ben McNaboe
47 Bartholomew Ogbu

Outside Linebacker

46 Ted Mullin
34 Josh Navratil

Inside Linebacker

44 Devon Krzanowski
59 Wyatt Pedigo

Inside Linebacker

10 Caden White
42 Kason Kelley

Outside Linebacker

9 Marcus Vaughn-Jones
15 Aaron Cooper

Cornerback

27 Richard Agyekum
23 Devin Hembry

Safety

21 Sammy Fort
11 Jayson Coley

Safety

24 Kadon Kauppinen
35 Ethan Ball

Cornerback

3 C.J. Siegel
8 Edmund Ocansey

SPECIAL TEAMS

Punter

87 Cade Peterson
-OR-
37 Sean Fenelon
-OR-
85 Luke Silvernale

Kicker

92 Brady Stevens
-OR-
37 Sean Fenelon
-OR-
85 Luke Silvernale

Holder

87 Cade Peterson
-OR-
37 Sean Fenelon
-OR-
85 Luke Silvernale

Long Snapper

32 Dylan Boecker
-OR-
63 David Neuberger

Kickoff Returners

7 Luke Skokna
12 Marcus Preston

Punt Returners

7 Luke Skokna
12 Marcus Preston

ASSISTANT COACHES



Danny Freund
Offensive Coord./
QB's
Booth



Brett Holinka
Defensive Coord./
LB's
Field



Shawn Kostich
Special Teams Coord./
TE's
Field



Joe Pawlak
Offensive Line
Field



Austin Flyger
Defensive Line
Field



Sam King
Wide Receivers
Field




Joel Schwenzfeier
Recruiting Coord./
Safeties
Field



Steve Crutchley
Running Backs
Field



Travis Stepps
Defensive Backs
Booth



Carl Reinholz
Inside Linebackers/
Video Coord.
Booth

2022 NORTH DAKOTA FOOTBALL

ALL-TIME PUNT AND KICKOFF RETURNS

ALL-TIME NORTH DAKOTA KICKOFF AND PUNT RETURNS FOR TOUCHDOWNS

DATE	OPPONENT	LOCATION	GAME RESULT	TYPE	PLAYER	YARDS
Oct. 29, 2016	Weber State	Grand Forks	W, 27-19	Kickoff (opening)	John Santiago	100
Oct. 18, 1969	North Dakota State	Fargo, N.D.	L, 14-64	Kickoff	Dan Martinsen	100
Oct. 27, 2018	Weber State	Grand Forks	L, 30-35	Kickoff	Evan Holm	99
Oct. 5, 2013	Idaho State	Pocatello, Idaho	W, 28-25	Kickoff	Greg Hardin	99
Nov. 3, 2012	Southern Utah	Grand Forks	W, 33-29	Kickoff	Greg Hardin	98
Sep. 20, 1997	South Dakota State	Grand Forks	W, 28-7	Kickoff (opening)	Chris Schrantz	96
Sep. 26, 2009	Stephen F. Austin	Nacogdoches, Texas	L, 31-65	Kickoff	Ismael Bamba	95
Sep. 22, 1984	South Dakota State	Brookings, S.D.	W, 46-7	Kickoff (opening)	Tracy Martin	95
Sep. 3, 2005	West Chester	Grand Forks	W, 41-7	Kickoff	Weston Dressler	93
Oct. 19, 1963	North Dakota State	Fargo, N.D.	W, 21-7	Kickoff	Stan Wright	92
Oct. 7, 2000	Morningside	Grand Forks	W, 54-6	Kickoff	Dan Graf	91
Aug. 29, 2013	Valparaiso	Grand Forks	W, 69-10	Kickoff	Greg Hardin	90
Oct. 12, 2002	North Dakota State	Fargo, N.D.	W, 12-6	Kickoff	Jamel Alkins	90
Oct. 19, 1974	North Dakota State	Grand Forks	W, 31-20	Kickoff	Ron "Magic" Gustafson	90
Sep. 27, 1986	South Dakota State	Grand Forks	L, 21-52	Kickoff	Tracy Martin	85
Oct. 17, 1981	Nebraska-Omaha	Omaha, Neb.	L, 19-21	Kickoff	Wayne Pratt	84
Sep. 30, 1961	Morningside	Grand Forks	W, 49-15	Kickoff	Bill Haberkorn	75
Oct. 8, 1994	MSU, Mankato	Mankato, Minn.	W, 17-16	Kickoff	Karl Carlson	69
Oct. 1, 2005	St. Cloud State	Grand Forks	W, 37-14	Kickoff*	Tyler Dahlen	40
DATE	OPPONENT	LOCATION	GAME RESULT	TYPE	PLAYER	YARDS
Oct. 11, 2014	Portland State	Grand Forks	W, 24-16	Punt	Alex Tillman	95
Aug. 29, 2002	UM-Crookston	Grand Forks	W, 57-0	Punt	Riza Mahmoud	87
Sep. 24, 2005	Augustana	Grand Forks	W, 52-3	Punt	Weston Dressler	86
Sep. 10, 2011	Idaho	Moscow, Idaho	L, 14-44	Punt	Erik Mersereau	79
Sep. 17, 1966	Montana	Missoula, Mont.	W, 17-10	Punt	Bill Predovich	77
Sep. 9, 1967	Northern Arizona	Flagstaff, Ariz.	L, 10-39	Punt	Pete Gilbert	73
Nov. 29, 2003	Winona State	Grand Forks	W, 36-29	Punt	Travis Lueck	73
Nov. 12, 1983	Morningside	Grand Forks	W, 20-7	Punt	Pat Juhl	72
Oct. 5, 1963	Morningside	Grand Forks	W, 16-10	Punt	Bob Glas	70
Aug. 27, 2005	Central Washington	Ellensburg, Wash.	W, 44-20	Punt	Weston Dressler	66
Oct. 31, 1970	Northern Iowa	Grand Forks	W, 41-6	Punt	Dan Martinsen	66
Oct. 20, 1962	North Dakota State	Grand Forks	W, 19-10	Punt	Bob Glas	65
Oct. 28, 2017	Portland State	Portland	W, 48-21	Punt	John Santiago	64
Aug. 29, 2013	Valparaiso	Grand Forks	W, 69-10	Punt	Kenny Golladay	64
Sep. 27, 1969	South Dakota	Vermillion, S.D.	W, 35-26	Punt	Dan Martinsen	62
Sep., 25, 2010	Northwestern State	Grand Forks	W, 49-24	Punt	Josh Murray	60
Oct. 7, 2000	Morningside	Grand Forks	W, 54-6	Punt	Dan Graf	59
Nov. 10, 1962	South Dakota	Grand Forks	W, 12-11	Punt	Ed Stevens	59
Sep. 24, 1966	Idaho State	Grand Forks	W, 41-0	Punt	Bill Predovich	56
Sep. 20, 2003	Augustana	Grand Forks	W, 13-3	Punt	Travis Lueck	51
Oct. 10, 1964	South Dakota State	Brookings, S.D.	W, 35-28	Punt	Dave Osborn	50
Oct. 29, 2005	Nebraska-Omaha	Grand Forks	L, 19-20	Punt	Weston Dressler	49
Aug. 29, 2002	UM-Crookston	Grand Forks	W, 57-0	Punt	Riza Mahmoud	43
Oct. 28, 1995	Morningside	Sioux City, Iowa	W, 44-21	Punt	James Cheatham	41

Blocked punt returns for touchdown are not included | * Onside kickoff attempt by SCSU

DIVISION I RECORDS

CAREER RUSHING ATTEMPTS

1. John Santiago (2015-18)	622
2. Brady Oliveira (2015-18)	500
3. Jake Miller (2010-13)	422
4. Mitch Sutton (2009-12)	402
5. Josh Murray (2008, 2010)	309
6. Jer Garman (2011-14)	301
7. Keaton Studsrud (2014-17)	274
8. Otis Weah (2018-21)	266
8. James Johannesson (2017-19)	258
10. Kyle Norberg (2014-17)	141

CAREER RUSHING YARDS

1. John Santiago (2015-18)	3,722
2. Brady Oliveira (2015-18)	2,822
3. Jake Miller (2010-13)	2,106
4. Josh Murray (2008, 2010)	1,816
5. Mitch Sutton (2009-12)	1,734
6. Otis Weah (2018-21)	1,576
7. James Johannesson (2017-19)	1,429
8. Jer Garman (2011-14)	1,371
9. Luke Skokna (2019-pres.)	740
10. Keaton Studsrud (2014-17)	657



Keaton Studsrud (2014-17) holds UND's Division I records for pass completions (428), passing yards (5,452) and passing touchdowns (36). The three-year starter also led UND to the 2016 Big Sky Championship and program's first berth in the FCS Playoffs.

CAREER RUSHING TOUCHDOWNS

1. John Santiago (2015-18)	29
2. Jake Miller (2010-13)	23
3. Brady Oliveira (2015-18)	22
4. Mitch Sutton (2009-12)	19
4. Otis Weah (2018-21)	19
6. Josh Murray (2008, 2010)	16
7. James Johannesson (2017-19)	15
8. Keaton Studsrud (2014-17)	12
9. Adam Shaugabay (2011-14)	10
10. Jer Garman (2011-14)	9

CAREER PASSES ATTEMPTED

1. Keaton Studsrud (2014-17)	765
2. Nate Ketteringham (2018-19)	673
3. Tommy Schuster (2019-pres.)	493
4. Jake Landry (2008-10)	483
5. Joe Mollberg (2012-16)	384
6. Ryan Bartels (2012-16)	334
7. Danny Freund (2008)	302
8. Brent Goska (2008-11)	250
9. Braden Hanson (2012)	236
10. Marcus Hendrickson (2009-12)	206

CAREER PASSES COMPLETED

1. Keaton Studsrud (2014-17)	428
2. Nate Ketteringham (2018-19)	403
3. Tommy Schuster (2019-pres.)	384
4. Jake Landry (2008-10)	291
5. Joe Mollberg (2012-16)	219
6. Danny Freund (2008)	217
7. Ryan Bartels (2012-16)	190
8. Braden Hanson (2012)	161
9. Brent Goska (2008-11)	145
10. Marcus Hendrickson (2009-12)	102

CAREER PASSING YARDS

1. Keaton Studsrud (2014-17)	5,452
2. Nate Ketteringham (2018-19)	4,457
3. Tommy Schuster (2019-pres.)	4,089
4. Jake Landry (2008-10)	3,373
5. Joe Mollberg (2012-16)	2,648
6. Danny Freund (2008)	2,379
7. Ryan Bartels (2012-16)	2,246
8. Braden Hanson (2012)	1,946
9. Brent Goska (2008-11)	1,525
10. Marcus Hendrickson (2009-12)	1,435

CAREER TOUCHDOWN PASSES

1. Keaton Studsrud (2014-17)	36
2. Nate Ketteringham (2018-19)	32
3. Jake Landry (2008-10)	24
3. Tommy Schuster (2019-pres.)	24
5. Danny Freund (2008)	23
6. Braden Hanson (2012)	15
6. Marcus Hendrickson (2009-12)	15
8. Ryan Bartels (2012-16)	13
9. Brent Goska (2008-11)	12
10. Joe Mollberg (2012-16)	10

CAREER COMPLETION PCT.

(Min. 20 attempts)

1. Danny Freund (2008)	71.9
2. Braden Hanson (2012)	68.2
3. Tommy Schuster (2019-pres.)	64.8
4. Jake Landry (2008-10)	60.2
5. Nate Ketteringham (2018-19)	60.0
6. Brent Goska (2008-11)	58.0
7. Joe Mollberg (2012-16)	57.0
8. Ryan Bartels (2012-16)	56.9
9. Keaton Studsrud (2014-17)	55.9
10. Andrew Zimmerman (2017-19)	55.0

CAREER RECEPTIONS

1. Greg Hardin (2010-13)	216
2. Noah Wanzek (2016-19)	203
3. Travis Toivonen (2016-19)	139
4. Garett Maag (2018-pres.)	123
5. Jameer Jackson (2011-13)	108
6. Kenny Golladay (2012-13)	99
7. R.J. McGill (2010-14)	98
8. Bo Belquist (2020-pres.)	77
8. Ismael Bamba (2008-09)	73
9. Brady Trenbeath (2008)	69
9. Brock Boltmann (2017-21)	69

CAREER RECEIVING YARDS

1. Greg Hardin (2010-13)	3,583
2. Noah Wanzek (2016-19)	2,696
3. Travis Toivonen (2016-19)	1,719
4. Garett Maag (2018-pres.)	1,665
5. Kenny Golladay (2012-13)	1,313
6. Jameer Jackson (2011-13)	1,211
7. Ismael Bamba (2008-09)	1,169
8. R.J. McGill (2010-14)	1,092
9. De'mun Mercer (2016-17)	1,061
10. Brady Trenbeath (2008)	859

CAREER TOUCHDOWN RECEPTIONS

1. Greg Hardin (2010-13)	31
2. Noah Wanzek (2016-19)	18
3. Garett Maag (2018-pres.)	14
4. Travis Toivonen (2016-19)	13
5. Kenny Golladay (2012-13)	9
6. Brady Trenbeath (2008)	8
6. Bo Belquist (2020-pres.)	8
8. Ismael Bamba (2008-09)	7
8. Jameer Jackson (2011-13)	7
8. Luke Stanley (2014-18)	7

CAREER TOTAL TOUCHDOWNS SCORED

1. Greg Hardin (2010-13)	35
2. John Santiago (2015-18)	32
3. Jake Miller (2010-13)	25
4. Brady Oliveira (2015-18)	22
5. Mitch Sutton (2009-12)	20
6. Josh Murray (2008, 2010)	18
6. Noah Wanzek (2016-19)	18
8. James Johannesson (2017-19)	15
8. Travis Toivonen (2016-19)	15
10. Keaton Studsrud (2014-17)	13
10. Otis Weah (2018-pres.)	13

CAREER TOTAL POINTS SCORED

1. Reid Taubenheim (2014-17)	306
2. Zeb Miller (2010-13)	266
3. Greg Hardin (2010-13)	210
4. John Santiago (2015-18)	192
5. Jake Miller (2010-13)	150
6. Brandon Hellevang (2008-09)	133
7. Brady Oliveira (2015-18)	132
8. Mitch Sutton (2009-12)	120
9. Otis Weah (2018-21)	114
10. Noah Wanzek (2016-19)	110

CAREER ALL-PURPOSE YARDS

1. John Santiago (2015-18)	6,567
2. Greg Hardin (2010-13)	5,052
3. Brady Oliveira (2015-18)	3,086
4. Josh Murray (2008, 2010)	2,747
5. Noah Wanzek (2016-19)	2,696
6. Jake Miller (2010-13)	2,477
7. Mitch Sutton (2009-12)	2,340
8. Dominique Hawkins (2008-11)	2,022
8. R.J. McGill (2010-14)	2,022
10. Ismael Bamba (2008-09)	1,909

All records date back to the program's first Division I season in 2008

2022 NORTH DAKOTA FOOTBALL

RUSHING ATTEMPTS

1. John Santiago (2015)	223
2. Jake Miller (2011)	195
3. Josh Murray (2008)	188
4. John Santiago (2016)	183
5. Jer Garman (2014)	171
6. Brady Oliveira (2016)	168
7. Brady Oliveira (2018)	162
8. Otis Weah (2021)	159
9. Mitch Sutton (2009)	149
10. James Johannesson (2019)	124

RUSHING YARDS

1. John Santiago (2015)	1,459
2. Josh Murray (2008)	1,146
3. John Santiago (2016)	983
4. Jake Miller (2011)	942
5. Brady Oliveira (2018)	940
6. Brady Oliveira (2016)	897
7. Jer Garman (2014)	858
8. Otis Weah (2021)	818
9. Otis Weah (2020)	730
10. John Santiago (2017)	717

RUSHING TOUCHDOWNS

1. John Santiago (2015)	16
2. Jake Miller (2011)	13
3. Josh Murray (2008)	12
4. Mitch Sutton (2012)	11
5. Brady Oliveira (2016)	10
6. Otis Weah (2020)	9
7. Otis Weah (2021)	9
8. Adam Shaugabay (2013)	8
9. Brady Oliveira (2018)	8
10. Jer Garman (2014)	7
John Santiago (2016)	7
James Johannesson (2019)	7



In the 2021 season, Tommy Schuster etched his name into the program's DI record list for touchdown passes, passing attempts, pass completions, passing yards and completion percentage.

TOUCHDOWN PASSES

1. Danny Freund (2008)	23
2. Nate Ketteringham (2018)	16
3. Nate Ketteringham (2019)	16
4. Braden Hanson (2012)	15
5. Marcus Hendrickson (2012)	15
6. Keaton Studsrud (2016)	14
7. Tommy Schuster (2021)	13
8. Jake Landry (2009)	12
9. Keaton Studsrud (2015)	12
10. Jake Landry (2010)	11
Tommy Schuster (2020)	11

PASS ATTEMPTS

1. Nate Ketteringham (2019)	382
2. Tommy Schuster (2021)	362
3. Danny Freund (2008)	302
4. Jake Landry (2009)	301
5. Nate Ketteringham (2018)	291
6. Keaton Studsrud (2016)	268
7. Keaton Studsrud (2017)	257
8. Joe Mollberg (2013)	241
9. Braden Hanson (2012)	236
10. Tommy Schuster (2020)	197

PASS COMPLETIONS

1. Nate Ketteringham (2019)	245
2. Tommy Schuster (2021)	237
3. Danny Freund (2008)	217
4. Jake Landry (2009)	178
5. Braden Hanson (2012)	161
6. Nate Ketteringham (2018)	158
7. Keaton Studsrud (2017)	153
8. Keaton Studsrud (2016)	150
9. Joe Mollberg (2013)	141
10. Tommy Schuster (2020)	129

PASSING YARDS

1. Nate Ketteringham (2019)	2,612
2. Tommy Schuster (2021)	2,493
3. Danny Freund (2008)	2,379
4. Keaton Studsrud (2016)	2,027
5. Jake Landry (2009)	1,968
6. Braden Hanson (2012)	1,964
7. Keaton Studsrud (2017)	1,887
8. Nate Ketteringham (2018)	1,845
9. Joe Mollberg (2013)	1,729
10. Tommy Schuster (2020)	1,428

COMPLETION PERCENTAGE

(100 or more attempts)

1. Danny Freund (2008)	71.9
2. Braden Hanson (2012)	68.2
3. Tommy Schuster (2020)	65.5
4. Tommy Schuster (2021)	65.5
5. Nate Ketteringham (2019)	64.1
6. Jake Landry (2010)	61.8
7. Ryan Bartels (2013)	61.1
8. Keaton Studsrud (2015)	60.0
9. Brent Goska (2011)	59.9
10. Keaton Studsrud (2017)	59.5

SINGLE-SEASON RECEPTIONS

1. Noah Wanzek (2019)	74
2. Kenny Golladay (2013)	69
3. Brady Trenbeath (2008)	69
4. Greg Hardin (2013)	67
5. Greg Hardin (2012)	65
6. Garett Maag (2019)	59
7. Jameer Jackson (2012)	56
8. Ismael Bamba (2009)	52
9. Jameer Jackson (2013)	52
10. Noah Wanzek (2017)	52
Noah Wanzek (2018)	52
Bo Belquist (2021)	52

RECEIVING YARDS

1. Greg Hardin (2013)	1,153
2. Greg Hardin (2012)	1,145
3. Noah Wanzek (2019)	996
4. Kenny Golladay (2013)	884
5. Brady Trenbeath (2008)	859
6. Ismael Bamba (2009)	859
7. Greg Hardin (2010)	736
8. Jameer Jackson (2012)	709
9. Noah Wanzek (2018)	685
10. Travis Toivonen	684

TOUCHDOWN RECEPTIONS

1. Greg Hardin (2012)	14
2. Greg Hardin (2010)	9
3. Kenny Golladay (2013)	8
4. Brady Trenbeath (2008)	8
5. Travis Toivonen (2019)	7
6. Jameer Jackson (2012)	6
7. Alex Nichols (2008)	6
8. Noah Wanzek (2018)	6
9. Greg Hardin (2013)	5
10. Luke Stanley (2015)	5
Noah Wanzek (2015)	5
Garett Maag (2018)	5
Garett Maag (2019)	5
Bo Belquist (2021)	5

TOTAL TOUCHDOWNS SCORED

1. John Santiago (2015)	16
2. Greg Hardin (2012)	15
3. Jake Miller (2011)	14
4. Josh Murray (2008)	12
5. Mitch Sutton (2012)	11
6. Greg Hardin (2010)	10
7. Brady Oliveira (2016)	10
8. Kenny Golladay (2013)	9
9. John Santiago (2016)	9
10. Otis Weah (2020)	9
Otis Weah (2021)	9

TOTAL POINTS SCORED

1. John Santiago (2015)	96
2. Greg Hardin (2012)	90
3. Reid Taubenheim (2016)	89
4. Jake Miller (2011)	84
5. Zeb Miller (2012)	78
6. Reid Taubenheim (2017)	77
7. Zeb Miller (2011)	76
8. Reid Taubenheim (2015)	75
9. Josh Murray (2008)	72
10. Brandon Hellevang (2009)	72

ALL-PURPOSE YARDS

1. John Santiago (2015)	2,159
2. Greg Hardin (2013)	2,017
3. John Santiago (2017)	1,780
4. Greg Hardin (2012)	1,668
5. John Santiago (2016)	1,600
6. Josh Murray (2008)	1,582
7. Ismael Bamba (2009)	1,264
8. Josh Murray (2010)	1,165
9. Jake Miller (2011)	1,091
10. Brady Oliveira (2018)	1,044

DI records date back to 2008 unless noted.



Linebacker Jaxson Turner shattered UND's Division I career sacks record with 22.0. He also racked up 6.0 sacks in 2021 to sit fourth in single-season sacks in UND's Division I history.

CAREER SOLO TACKLES

1.	Dominique Hawkins (2008-11)	159
2.	Jordan Canady (2017-21)	154
2.	Cole Reyes (2013-17)	146
3.	Will Ratelle (2011-15)	138
5.	Dan Hendrickson (2009-11)	125
6.	Donnell Rodgers (2016-19)	118
7.	Jaxson Turner (2017-pres.)	117
8.	Chavon Mackey (2010-13)	116
9.	Baylee Carr (2011-14)	109
	Evan Holm (2016-21)	109

CAREER ASSISTED TACKLES

1.	Noah Larson (2018-21)	145
2.	Will Ratelle (2011-15)	128
3.	Donnell Rodgers (2016-19)	123
4.	Connor O'Brien (2014-16)	94
5.	Jordan Canady (2017-21)	93
6.	Jaxson Turner (2017-21)	89
7.	Jake Disterhaupt (2014-17)	82
8.	Cole Reyes (2013-17)	79
9.	Taj Rich (2012-16)	78
	Ben Peters (2011-14)	78

CAREER TOTAL TACKLES

1.	Will Ratelle (2011-15)	266
2.	Jordan Canady (2017-21)	247
3.	Noah Larson (2018-21)	245
4.	Donnell Rodgers (2016-19)	241
5.	Cole Reyes (2013-17)	225
6.	Jaxson Turner (2017-21)	206
7.	Dominique Hawkins (2008-11)	195
8.	Baylee Carr (2011-14)	183
9.	Dan Hendrickson (2009-11)	172
10.	Garrison Goodman (2010-13)	170

CAREER SACKS

1.	Jaxson Turner (2017-21)	22.0
2.	Mason Bennett (2016-19)	20.5
3.	Ross Brenneman (2009-12)	18.5
4.	Dominique Bennett (2010-13)	13.0
5.	Brandon Dranka (2014-17)	10.5
	Ryan Kawowski (2008-10)	10.5
7.	Jake Disterhaupt (2014-17)	10.0
8.	Austin Cieslak (2015-18)	9.5
9.	Jay Nelson (2009-12)	9.0
	Donnell Rodgers (2016-19)	9.0

CAREER PASS BREAKUPS

1.	Deion Harris (2014-18)	38
2.	Evan Holm (2016-21)	33
3.	Dominique Hawkins (2008-11)	24
4.	Joel Schwenzfeier (2008-10)	23
5.	Chavon Mackey (2010-13)	22
	Jordan Canady (2017-21)	22
7.	Cole Reyes (2013-17)	21
8.	Kenny Watkins (2008-11)	18
9.	Torrey Hunt (2016-17)	16
	C.J. Siegel (2018-pres.)	16

CAREER INTERCEPTIONS (Since 2008)

1.	Joel Schwenzfeier (2008-10)	11
2.	Deion Harris (2014-18)	9
3.	Jordan Canady (2017-21)	8
4.	Dominique Hawkins (2008-11)	6
	Evan Holm (2016-21)	6
6.	Cole Reyes (2013-17)	5
	Hayden Galvin (2018-21)	5
8.	Torrey Hunt (2016-17)	4
	Chavon Mackey (2010-13)	4
10.	Erik Mersereau (2009-12)	3
	Mitch Kudrna (2008-11)	3
	Daryl Brown (2011-13)	3
	Brian Labat (2012-16)	3
	Kenny Watkins (2008-11)	3
	Will Lewis (2012-13)	3
	C.J. Siegel (2018-pres.)	3

SINGLE-SEASON SOLO TACKLES

1.	Will Ratelle (2015)	63
2.	Dan Hendrickson (2011)	60
3.	Dylan Bakker (2016)	54
	Dan Hendrickson (2010)	54
5.	Jordan Canady (2019)	53
6.	Donnell Rodgers (2019)	52
7.	Cole Reyes (2015)	50
8.	Curtis Dublanko (2009)	47
9.	Dominique Hawkins (2010)	46
10.	Will Ratelle (2014)	45
	Baylee Carr (2014)	45

SINGLE-SEASON ASSISTED TACKLES

1.	Donnell Rodgers (2019)	74
2.	Will Ratelle (2014)	61
3.	Noah Larson (2019)	54
4.	Taj Rich (2014)	52
5.	Will Ratelle (2015)	47
6.	Dylan Bakker (2016)	44
7.	Connor O'Brien (2015)	42
8.	Connor O'Brien (2016)	41
9.	Jake Rastas (2017)	36
10.	Dayo Idowu (2014)	35

SINGLE-SEASON TOTAL TACKLES

1.	Donnell Rodgers (2019)	126
2.	Will Ratelle (2015)	110
3.	Will Ratelle (2014)	106
4.	Dylan Bakker (2016)	98
	Jordan Canady (2019)	87
6.	Noah Larson (2019)	82
	Taj Rich (2014)	82
8.	Dan Hendrickson (2010)	78
9.	Dan Hendrickson (2011)	75
10.	Jake Rastas (2017)	73

SINGLE-SEASON SACKS

1.	Mason Bennett (2018)	9.0
2.	Ross Brenneman (2011)	8.5
3.	Austin Cieslak (2018)	6.5
4.	Jaxson Turner (2021)	6.0
5.	Mason Bennett (2019)	5.5
6.	Dominique Bennett (2013)	5.0
	Garrett Reineke (2014)	5.0
	Jaxson Turner (2020)	5.0
9.	Dominique Bennett (2012)	4.5
	Ryan Kasowski (2009)	4.5
	Jaxson Turner (2018)	4.5
	Jaxson Turner (2019)	4.5
	Josh Navratil (2020)	4.5

SINGLE-SEASON PASS BREAKUPS

1.	Deion Harris (2016)	14
	Deion Harris (2015)	14
3.	Torrey Hunt (2016)	13
4.	Cole Reyes (2016)	11
5.	Evan Holm (2018)	10
	C.J. Siegel (2019)	10
7.	Alex Tillman (2014)	9
	Drake Otto (2008)	9
9.	Joel Schwenzfeier (2008)	8
	Joel Schwenzfeier (2009)	8
	Evan Holm (2020)	8

SINGLE-SEASON INTERCEPTIONS

(Since 1966)

1.	Deion Harris (2016)	5
	Joel Schwenzfeier (2009)	5
3.	Joel Schwenzfeier (2010)	4
4.	Torrey Hunt (2016)	3
	Cole Reyes (2016)	3
	Dominique Hawkins (2008)	3
	Jordan Canady (2018)	3
8.	Mitch Kundrna (2011)	2
	Dominique Hawkins (2009)	2
	Daryl Brown (2011)	2
	Deion Harris (2015)	2
	Chris Hall (2010)	2
	Joel Schwenzfeier (2008)	2
	Cam Hunt (2017)	2
	Kenny Watkins (2009)	2
	Brian Labat (2016)	2
	Chuck Flowers (2017)	2
	Jade Lawrence (2019)	2
	Noah Larson (2019)	2
	C.J. Siegel (2019)	2
	Jordan Canady (2020)	2
	Hayden Galvin (2020)	2
	Evan Holm (2021)	2

DI records date back to 2008.

2022 NORTH DAKOTA FOOTBALL

CAREER PATS MADE

1.	Zeb Miller (2010-13)	131-136
2.	Reid Taubenheim (2014-17)	126-129
3.	Brady Leach (2018-20)	70-77
4.	Brandon Hellevang (2008-09)	67-69
5.	Adam Stage (2020-21)	38-41
6.	Brady Stevens (2019-pres.)	19-19
7.	Tanner Naastad (2011-13)	3-3

CAREER FIELD GOALS MADE

1.	Reid Taubenheim (2014-17)	60/82
2.	Zeb Miller (2010-13)	45/62
3.	Brandon Hellevang (2008-09)	22/35
4.	Brady Leach (2018-20)	20/28
5.	Adam Stage (2020-21)	8/10
6.	Brady Stevens (2019-pres.)	5/10

CAREER PUNTS

1.	Brett Cameron (2009-12)	186
3.	Cade Peterson (2018-pres.)	175
2.	Austin Dussold (2016-17)	125
4.	Mitch Meindel (2013-15,17)	99
5.	Brandon Hellevang (2008-09)	96
6.	Connor Bolduc (2014,16)	82

SINGLE-SEASON PATS MADE

1.	Zeb Miller (2012)	42
2.	Reid Taubenheim (2016)	41
3.	Brandon Hellevang (2008)	40
4.	Reid Taubenheim (2015)	36
5.	Brady Leach (2018)	35
	Brady Leach (2019)	35
7.	Reid Taubenheim (2017)	32
8.	Zeb Miller (2010)	31
	Zeb Miller (2011)	31
10.	Zeb Miller (2013)	27
	Brandon Hellevang (2009)	27

SINGLE-SEASON FIELD GOALS MADE

1.	Reid Taubenheim (2014)	16
	Reid Taubenheim (2016)	16
3.	Brandon Hellevang (2009)	15
	Reid Taubenheim (2017)	15
	Zeb Miller (2011)	15
6.	Reid Taubenheim (2015)	13
7.	Zeb Miller (2012)	12
	Brady Leach (2019)	12
9.	Zeb Miller (2013)	9
	Zeb Miller (2010)	9

CAREER PUNTING AVERAGE (Min. 70 att.)

1.	Mitch Meindel (2013-15,17)	43.14
2.	Brandon Hellevang (2008-09)	41.95
3.	Austin Dussold (2016-17)	41.14
4.	Brett Cameron (2009-12)	40.60
5.	Connor Bolduc (2014,16)	39.05
6.	Cade Peterson (2018-pres.)	37.87

SINGLE-SEASON PUNTS

1.	Connor Bolduc (2014)	82
2.	Austin Dussold (2016)	73
3.	Brett Cameron (2010)	64
4.	Brett Cameron (2011)	60
5.	Brandon Hellevang (2009)	53
6.	Brett Cameron (2012)	52
	Austin Dussold (2017)	52
	Cade Peterson (2019)	52
	Cade Peterson (2018)	52
10.	Mitch Meindel (2015)	51

SINGLE-SEASON PUNTING AVERAGE

1.	Brett Cameron (2009)	44.90
2.	Mitch Meindel (2015)	44.49
3.	Brandon Hellevang (2009)	42.60
4.	Brett Cameron (2012)	42.12
5.	Austin Dussold (2016)	42.11
6.	Mitch Meindel (2013)	41.71
7.	Brandon Hellevang (2008)	41.14
8.	Cade Peterson (2021)	40.37
9.	Brett Cameron (2011)	40.17
10.	Austin Dussold (2017)	39.79

DI records date back to 2008.

DIVISION I RECORDS (SINCE 2008)

LONGEST RUSHES (70-plus yards)

1.	James Johannesson at Sacramento State (Oct. 20, 2018)	90
2.	John Santiago at UC Davis (Sept. 30, 2017)	81
	John Santiago vs. Northern Colorado (Nov. 14, 2015)	81
4.	John Santiago at Montana (Oct. 24, 2015)	80
5.	Jer Garman vs. Northern Arizona (Nov. 15, 2014)	78
6.	Austin Gordon at Sacramento State (Oct. 8, 2016)	76
7.	Josh Murray at Northwestern State (Sept. 25, 2010)	74
	Otis Weah at North Dakota State (Mar. 20, 2021)	74
9.	Jake Miller at Fresno State (Sept. 17, 2011)	70

LONGEST PASS PLAYS (70-plus yards)

1.	Jake Landry to Greg Hardin at Northern Illinois (Sept. 11, 2010)	85
2.	Braden Hansen to Greg Hardin vs. Montana (Oct. 20, 2012)	81
3.	Joe Mollberg to Greg Hardin at Portland State (Oct. 26, 2013)	80
4.	Keaton Studsrud to Luke Stanley vs. Cal Poly (Oct. 1, 2016)	74
5.	Ryan Bartels to Greg Hardin vs. South Dakota State (Sept. 7, 2013)	73

ALL-TIME MISCELLANEOUS RECORDS

LONGEST RUSH

Bill Deutsch at Morningside (Sept. 28, 1974)	97
--	----

LONGEST RECEPTION

Tracy Martin from at South Dakota State (Sept. 28, 1985)	89
--	----

LONGEST FIELD GOAL

Cameron Peterka vs. Pittsburg State (Nov. 24, 2001)	59
---	----

LONGEST PUNT

Jim Jarrett at South Dakota (1958)	94
------------------------------------	----

LONGEST KICKOFF RETURN

Dan Martinsen at North Dakota State (Oct. 18, 1969)	100
---	-----

John Santiago vs. Weber State (Oct. 29, 2016)	100
---	-----

LONGEST PUNT RETURN

Alex Tillman vs. Portland State (Oct. 11, 2014)	95
---	----

LONGEST INTERCEPTION RETURN

Joel Schwenzfeier vs. Southern Utah (Oct. 9, 2010)	100
--	-----

SCORING SUMMARY

Plays	Yds.	Time	Result	Qtr.	Scoring Play	Plays	Yds.	Time	Result	Qtr.	Scoring Play
AT IDAHO STATE (6)						YOUNGSTOWN STATE (4)					
4	32	1:34	TD	1	Weah 1-yd run (Stage kick)	10	78	5:40	TD	1	Belquist 1-yd pass from Schuster (Stevens kick)
10	72	4:45	FG	2	Stage 42-yd field goal	10	51	3:28	FG	3	Stevens 32-yd field goal
10	72	4:39	TD	3	Zavalney 22-yd pass from Schuster (Stage kick)	10	77	2:37	TD	4	Maag 16-yd pass from Schuster (2-PT Conversion Failed)
2	34	0:36	TD	3	Weah 15-yd run (Stage kick)	2	52	0:35	TD	4	Weah 43-yd run (Belquist 2-PT Conversion)
6	20	3:12	FG	4	Stage 26-yd field goal	ILLINOIS STATE (2)					
6	25	1:26	TD	4	Weah 1-yd run (Gunderson 2-PT Conversion)	5	34	2:33	TD	2	Richter 9-yd pass from Schuster (Stevens kick)
at UTAH STATE (4)						6	41	2:30	TD	4	Ziebarth 3-yd pass from Vaughn (Stevens kick)
7	71	2:45	TD	1	Belquist 13-yd pass from Boltmann (Stage kick)	at SOUTH DAKOTA STATE (3)					
8	75	4:07	TD	1	Zavalney 12-yd pass from Schuster (Stage kick)	14	79	7:07	TD	2	Maag 16-yd pass from Schuster (Stevens kick)
6	59	3:05	TD	1	Burian 3-yd pass from Vaughn (Stage kick)	12	73	5:23	TD	3	Vaughn 1-yd run (Stevens kick)
6	17	3:37	FG	3	Stage 29-yd field goal	14	75	5:51	TD	3	Weah 7-yd run (Stevens kick)
DRAKE (6)											
3	60	1:24	TD	1	Skokna 51-yd run (Stage kick)						
4	56	1:01	TD	1	Belquist 8-yd pass from Schuster (Stage kick)						
12	66	5:28	FG	2	Stage 21-yd field goal						
7	41	2:49	TD	2	Smith 4-yd run (Stage kick)						
11	67	5:57	TD	3	Boltmann 9-yd pass from Schuster (Stage kick)						
1	5	0:04	TD	4	Clementson 5-yd run (Stage kick)						
NORTH DAKOTA STATE (2)											
8	73	3:16	TD	1	Belquist 30-yd pass from Schuster (Stage kick)						
6	29	0:51	FG	4	Stage 46-yd field goal						
at SOUTH DAKOTA (3)											
7	75	3:16	TD	1	Boltmann 14-yd pass from Schuster (Stevens kick)						
9	26	2:31	FG	3	Stevens 41-yd field goal						
17	67	6:23	FG	4	Stevens 25-yd field goal						
at SOUTHERN ILLINOIS (4)											
1	-11	0:07	TD	1	Krzanowski 0-yd fumble return (Stevens kick)						
10	50	4:33	TD	2	Zavalney 8-yd pass from Schuster (Stevens kick)						
4	49	0:24	TD	2	Boltmann 4-yd pass from Schuster (Stevens kick)						
10	79	5:48	TD	4	Smith 3-yd run (Stevens kick)						
WESTERN ILLINOIS (6)											
8	92	4:09	TD	1	Belquist 45-yd pass from Richter (Stevens kick)						
5	69	3:50	FG	1	Stevens 22-yd field goal						
6	50	2:49	TD	2	Weah 5-yd run (Stevens kick)						
8	65	2:08	TD	3	Boltmann 8-yd pass from Schuster (Stevens kick)						
3	76	1:03	TD	3	Vaughn 15-yd pass from Boltman (Stevens kick)						
13	71	7:26	FG	4	Stevens 23-yd field goal						
at MISSOURI STATE (4)											
11	63	5:22	TD	2	Zavalney 21-yd pass from Vaughn (Stevens kick)						
8	73	3:41	TD	3	Weah 3-yd run (Stevens kick)						
5	65	2:20	TD	3	Weah 1-yd run (Stevens kick)						
8	78	3:50	TD	4	Weah 11-yd run (Stevens kick)						

2022 NORTH DAKOTA FOOTBALL

UND GAME-BY-GAME

Date	Opponent	Rushing				Receiving				Passing				Kick Returns				Punt Returns				tot off
		no.	yds	td	lg	no.	yds	td	lg	cmp-att-int	yds	td	lg	no.	yds	td	lg	no.	yds	td	lg	
09/04/2021	at Idaho St.	45	185	3	18	14	183	1	35	14-18-0	183	1	35	2	42	0	26	0	0	0	0	368
09/10/2021	at Utah St.	24	65	0	16	32	374	3	32	32-46-2	374	3	32	5	103	0	29	0	0	0	0	439
09/18/2021	Drake	34	288	3	51	25	239	2	30	25-40-1	239	2	30	1	21	0	21	4	48	0	22	527
10/02/2021	North Dakota St.	29	113	0	19	18	176	1	30	18-32-1	176	1	30	4	104	0	38	1	4	0	4	289
10/09/2021	at South Dakota	19	50	0	11	24	208	1	29	24-37-0	208	1	29	2	39	0	22	1	7	0	0	258
10/16/2021	at Southern Ill.	33	189	1	18	33	285	2	23	33-52-0	285	2	23	5	86	0	22	0	0	0	0	474
10/23/2021	Western Ill.	43	261	1	64	25	346	3	59	25-38-0	346	3	59	2	41	0	25	0	0	0	0	607
10/30/2021	at Missouri St.	41	256	3	48	14	185	1	33	14-23-1	185	1	33	2	33	0	21	2	8	0	8	441
11/06/2021	Youngstown St.	30	163	1	43	23	191	2	22	23-37-1	191	2	22	3	68	0	27	0	0	0	0	354
11/13/2021	Illinois St.	36	112	0	40	20	236	2	37	20-27-0	236	2	37	2	47	0	31	3	0	0	1	348
11/20/2021	at South Dakota St.	36	111	2	10	22	218	1	25	22-38-1	218	1	25	3	69	0	27	0	0	0	0	329
North Dakota		370	1793	14	64	250	2641	19	59	250-388-7	2641	19	59	31	653	0	38	11	67	0	22	4434
Opponents		386	1533	9	59	186	2171	18	75	186-297-12	2171	18	75	14	298	0	50	9	44	0	35	3704

North Dakota Averages

Games	Avg/ rush	Avg/ catch	Pass effc	KR avg	PR avg	All purpose avg/game	Total offense avg/game
11	4.8	10.6	134.2	21.1	6.1	488.7	403.1

Date	Opponent	Tackles				Sacks	Fumble		Pass Defense			blkd kick	PAT attempts			off		
		ua	a	total	tfl-yds		ff	fr-yds	int-yds	qbh	brup		kick	rush	rcv	saf	t/o	pts
09/04/2021	at Idaho St.	26	36	62	1.0-5	1-5	1	0-0	3-72	1	6	0	3-3	0	1	0	17	35
09/10/2021	at Utah St.	38	34	72	7.0-19	1-8	0	0-0	1-5	0	3	0	3-3	0	0	0	3	24
09/18/2021	Drake	32	24	56	7.0-17	1-5	0	1-0	3-124	4	3	0	5-5	0	0	0	7	38
10/02/2021	North Dakota St.	30	42	72	11.0-24	1-7	0	0-0	0-0	2	1	0	1-1	0	0	0	0	10
10/09/2021	at South Dakota	44	24	68	3.0-9	3-9	0	0-0	0-0	1	2	2	1-1	0	0	0	0	13
10/16/2021	at Southern Ill.	41	24	65	4.0-28	4-28	1	1-0	1-0	0	1	1	4-4	0	0	0	14	28
10/23/2021	Western Ill.	30	14	44	6.0-26	3-18	0	0-0	2-20	0	5	0	4-4	0	0	0	3	34
10/30/2021	at Missouri St.	39	20	59	6.0-30	2-16	0	0-0	1-1	1	3	0	4-4	0	0	0	0	28
11/06/2021	Youngstown St.	41	22	63	10.0-44	4-29	1	1-0	1-0	0	0	0	1-1	0	1	0	0	24
11/13/2021	Illinois St.	33	16	49	5.0-48	5-42	1	1-0	0-0	2	1	1	2-2	0	0	0	7	14
11/20/2021	at South Dakota St.	39	12	51	2.0-11	1-10	1	0-0	0-0	3	0	0	3-3	0	0	0	0	21
North Dakota		393	268	661	62.0-261	26-177	5	4-0	12-222	14	25	4	31-31	0	2	0	51	269
Opponents		438	299	737	40.0-128	8-56	11	11-0	7-82	30	35	1	26-26	0	1	0	22	223

Date	Opponent	Punting										Field Goals			Kickoffs			
		no.	yds	avg	long	blkd	tb	fc	50+	i20	md-att	long	blkd	no.	yds	avg	tb	ob
09/04/2021	at Idaho St.	3	154	51.3	57	0	1	2	2	1	2-3	42	0	7	455	65.0	7	0
09/10/2021	at Utah St.	6	225	37.5	44	0	0	4	0	2	1-1	29	0	5	310	62.0	5	0
09/18/2021	Drake	4	168	42.0	55	0	0	1	1	1	1-1	21	0	7	426	60.9	4	0
10/02/2021	North Dakota St.	5	215	43.0	47	0	0	3	0	2	1-1	46	0	2	123	61.5	0	0
10/09/2021	at South Dakota	6	226	37.7	47	0	1	3	0	3	2-2	41	0	4	260	65.0	3	0
10/16/2021	at Southern Ill.	6	259	43.2	57	0	1	0	2	2	0-3	0	1	5	281	56.2	1	2
10/23/2021	Western Ill.	1	55	55.0	55	0	0	0	1	1	2-2	23	0	7	447	63.9	5	0
10/30/2021	at Missouri St.	2	70	35.0	41	0	0	0	0	2	0-0	0	0	6	298	49.7	4	1
11/06/2021	Youngstown St.	2	64	32.0	34	0	0	1	0	1	1-2	32	0	5	321	64.2	3	0
11/13/2021	Illinois St.	4	146	36.5	42	0	0	3	0	2	0-1	0	0	3	195	65.0	3	0
11/20/2021	at South Dakota St.	4	154	38.5	43	0	0	2	0	2	0-0	0	0	5	243	48.6	1	0
North Dakota		43	1736	40.4	57	0	3	19	6	19	10-16	46	1	56	3359	60.0	36	3
Opponents		56	2274	40.6	61	3	1	26	11	16	11-12	54	1	49	2922	59.6	13	3

OPPONENT GAME-BY-GAME

Date	Opponent	Rushing				Receiving				Passing				Kick Returns				Punt Returns				tot off
		no.	yds	td	lg	no.	yds	td	lg	cmp-att-int	yds	td	lg	no.	yds	td	lg	no.	yds	td	lg	
09/04/2021	at Idaho St.	30	72	1	17	19	229	1	31	19-43-3	229	1	31	0	0	0	0	0	0	0	0	301
09/10/2021	at Utah St.	38	217	2	59	23	404	4	75	23-37-1	404	4	75	0	0	0	0	1	19	0	19	621
09/18/2021	Drake	30	77	0	8	15	86	0	39	15-28-3	86	0	39	2	37	0	21	2	-7	0	5	163
10/02/2021	North Dakota St.	47	223	1	27	5	57	0	32	5-11-0	57	0	32	2	66	0	50	1	-6	0	0	280
10/09/2021	at South Dakota	46	189	0	23	16	179	2	24	16-23-0	179	2	24	1	37	0	37	0	0	0	0	368
10/16/2021	at Southern Ill.	41	186	1	48	13	177	3	58	13-16-1	177	3	58	2	13	0	14	2	34	0	35	363
10/23/2021	Western Ill.	18	38	0	22	26	292	1	51	26-39-2	292	1	51	2	28	0	17	1	3	0	3	330
10/30/2021	at Missouri St.	25	119	1	28	29	349	3	39	29-42-1	349	3	39	0	0	0	0	0	0	0	0	468
11/06/2021	Youngstown St.	45	203	3	25	13	75	0	27	13-17-1	75	0	27	2	32	0	19	0	0	0	0	278
11/13/2021	Illinois St.	38	80	0	15	8	84	1	28	8-15-0	84	1	28	0	0	0	0	0	0	0	0	164
11/20/2021	at South Dakota St.	28	129	0	25	19	239	3	24	19-26-0	239	3	24	3	85	0	41	2	1	0	1	368
Opponents		386	1533	9	59	186	2171	18	75	186-297-12	2171	18	75	14	298	0	50	9	44	0	35	3704
North Dakota		370	1793	14	64	250	2641	19	59	250-388-7	2641	19	59	31	653	0	38	11	67	0	22	4434

Opponents Averages

Games	Avg/ rush	Avg/ catch	Pass effic	KR avg	PR avg	All purpose avg/game	Total offense avg/game
11	4.0	11.7	135.9	21.3	4.9	375.3	336.7

Date	Opponent	ua	Tackles			Sacks	Fumble		Pass Defense			blkd kick	PAT attempts			off		
			a	total	tfl-yds		ff	fr-yds	int-yds	qbh	brup		kick	rush	rcv	saf	t/o	pts
09/04/2021	at Idaho St.	26	56	82	5.0-17	0-0	2	2-0	0-0	0	1	0	2-2	0	0	0	0	14
09/10/2021	at Utah St.	39	34	73	7.0-15	1-1	0	0-0	2-46	4	3	0	6-6	0	0	0	7	48
09/18/2021	Drake	48	12	60	3.0-7	0-0	3	4-0	1-28	4	1	0	0-0	0	0	0	0	0
10/02/2021	North Dakota St.	36	28	64	3.0-15	1-13	0	0-0	1-11	2	0	0	1-1	0	0	0	0	16
10/09/2021	at South Dakota	33	19	52	4.0-19	1-10	0	0-0	0-0	5	5	0	2-2	0	0	0	0	20
10/16/2021	at Southern Ill.	46	38	84	0.0-0	0-0	1	0-0	0-0	7	9	1	4-4	0	0	0	0	31
10/23/2021	Western Ill.	51	20	71	4.0-5	0-0	0	1-0	0-0	0	3	0	1-1	0	0	0	0	10
10/30/2021	at Missouri St.	29	48	77	1.0-3	0-0	2	2-0	1-0	4	2	0	3-3	0	1	0	15	32
11/06/2021	Youngstown St.	46	4	50	3.0-6	0-0	1	0-0	1-0	1	4	0	3-3	0	0	0	0	21
11/13/2021	Illinois St.	48	8	56	3.0-18	2-16	2	2-0	0-0	1	2	0	1-1	0	0	0	0	7
11/20/2021	at South Dakota St.	36	32	68	7.0-23	3-16	0	0-0	1--3	2	5	0	3-3	0	0	0	0	24
Opponents		438	299	737	40.0-128	8-56	11	11-0	7-82	30	35	1	26-26	0	1	0	22	223
North Dakota		393	268	661	62.0-261	26-177	5	4-0	12-222	14	25	4	31-31	0	2	0	51	269

Date	Opponent	no.	yds	Punting						Field Goals				Kickoffs				
				avg	long	blkd	tb	fc	50+	i20	md-att	long	blkd	no.	yds	avg	tb	ob
09/04/2021	at Idaho St.	4	220	55.0	58	0	1	1	4	1	0-0	0	0	3	188	62.7	1	0
09/10/2021	at Utah St.	3	122	40.7	52	0	0	1	1	2	2-2	37	0	9	508	56.4	2	1
09/18/2021	Drake	11	457	41.5	61	0	0	5	1	1	0-0	0	0	1	62	62.0	0	0
10/02/2021	North Dakota St.	6	234	39.0	49	0	0	3	0	4	3-3	45	0	5	295	59.0	1	0
10/09/2021	at South Dakota	4	125	31.3	48	2	0	2	0	0	2-2	54	0	5	319	63.8	3	0
10/16/2021	at Southern Ill.	6	215	35.8	61	1	0	2	2	2	1-1	46	0	6	359	59.8	1	0
10/23/2021	Western Ill.	6	232	38.7	45	0	0	5	0	1	1-1	24	0	3	181	60.3	0	1
10/30/2021	at Missouri St.	2	102	51.0	58	0	0	0	1	0	1-1	27	0	6	346	57.7	3	1
11/06/2021	Youngstown St.	4	148	37.0	45	0	0	3	0	1	0-0	0	0	4	249	62.3	1	0
11/13/2021	Illinois St.	7	297	42.4	54	0	0	2	2	2	0-1	0	1	2	123	61.5	0	0
11/20/2021	at South Dakota St.	3	122	40.7	46	0	0	2	0	2	1-1	38	0	5	292	58.4	1	0
Opponents		56	2274	40.6	61	3	1	26	11	16	11-12	54	1	49	2922	59.6	13	3
North Dakota		43	1736	40.4	57	0	3	19	6	19	10-16	46	1	56	3359	60.0	36	3

2022 NORTH DAKOTA FOOTBALL

INDIVIDUAL GAME-BY-GAME

RUSHING/RECEIVING

Rushing

Player	No-Yds/TD	ISU	USU	DRA	NDSU	SD	SIU	WIU	MSU	YSU	ISU	SDSU
Otis Weah	159-818/9	22-114/3	17-47/0	DNP	19-85/0	15-58/0	DNP	18-125/1	21-156/3	14-90/1	17-80/0	16-63/1
Isaiah Smith	52-356/2	DNP	DNP	12-125/1	2-28/0	-	17-111/1	DNP	11-58/0	6-30/0	2-2/0	2-2/0
Tommy Schuster	41-89/0	5-21/0	1--1/0	5-16/0	1--13/0	3--10/0	1-2/0	3-5/0	2-11/0	5-22/0	5-5/0	10-31/0
Quincy Vaughn	38-134/1	4-18/0	-	5-22/0	2-4/0	1-2/0	7-34/0	3-15/0	4-17/0	3-11/0	3-3/0	6-8/1
Luke Skokna	35-221/1	11-25/0	2-4/0	8-123/1	4-8/0	-	7-42/0	DNP	DNP	1-14/0	2-5/0	DNP
Gavin Ziebarth	16-116/0	DNP	DNP	DNP	DNP	DNP	DNP	15-110/0	-	DNP	1-6/0	DNP
Austin Clemetson	10-29/1	DNP	3-16/0	2-7/1	DNP	DNP	1-0/0	4-6/0	-	DNP	DNP	DNP
Brock Boltmann	5-30/0	-	-	-	-	-	-	-	2-16/0	-	2-6/0	1-8/0
Trey Feeney	2--5/0	DNP	DNP	2--5/0	DNP	DNP	DNP	DNP	DNP	DNP	DNP	DNP
Chrysten Cochran	1-9/0	1-9/0	DNP	DNP	DNP	DNP	DNP	-	-	DNP	-	DNP
Bo Belquist	1-1/0	DNP	-	-	1-1/0	-	-	-	-	-	-	-

Receiving

Player	No-Yds/TD	ISU	USU	DRA	NDSU	SD	SIU	WIU	MSU	YSU	ISU	SDSU
Bo Belquist	52-535/5	DNP	5-51/1	4-34/1	3-45/1	3-14/0	8-55/0	8-142/1	2-30/0	9-52/1	5-50/0	5-62/0
Brock Boltmann	38-377/4	2-8/0	4-33/0	4-35/1	-	5-47/1	2-22/1	5-38/1	2-8/0	5-69/0	4-77/0	5-40/0
Luke Skokna	27-183/0	3-26/0	6-66/0	2-5/0	6-50/0	6-31/0	2--3/0	DNP	DNP	2-8/0	-	DNP
Jacob Richter	25-328/1	DNP	DNP	3-36/0	2-23/0	2-40/0	6-82/0	5-42/0	1-29/0	DNP	3-25/1	3-51/0
Garett Maag	21-266/2	2-43/0	5-81/0	3-21/0	1-4/0	DNP	DNP	-	2-28/0	3-28/1	1-16/0	4-45/1
Adam Zavalney	20-303/4	2-57/1	5-65/1	1-12/0	1-11/0	2-27/0	3-21/1	1-22/0	2-54/1	1-15/0	2-19/0	-
Jack Wright	18-182/0	1-3/0	2-32/0	3-53/0	5-43/0	1-10/0	4-30/0	-	DNP	1-9/0	1-2/0	-
Otis Weah	16-161/0	-	-	DNP	-	2-16/0	DNP	3-73/0	4-25/0	1--4/0	2-36/0	4-15/0
Marcus Preston	11-127/0	2-28/0	3-31/0	1-13/0	-	2-26/0	1-16/0	DNP	-	-	1-8/0	1-5/0
Isaiah Smith	8-67/0	DNP	DNP	1-10/0	-	1--3/0	4-35/0	DNP	1-11/0	1-14/0	-	-
Austin Clemetson	4-26/0	DNP	-	1--1/0	DNP	DNP	3-27/0	-	-	DNP	DNP	DNP
Chrysten Cochran	3-27/0	1-13/0	DNP	DNP	DNP	DNP	DNP	2-14/0	-	DNP	-	DNP
Tyler Burian	2-19/1	-	1-3/1	1-16/0	-	DNP	DNP	DNP	DNP	DNP	DNP	DNP
Max Gunderson	2-17/0	-	1-12/0	1-5/0	DNP	DNP	DNP	-	DNP	DNP	-	DNP
Quincy Vaughn	1-15/1	-	-	-	-	-	-	1-15/1	-	-	-	-
Matt Waletzko	1-5/0	1-5/0	DNP	-	-	-	-	-	-	-	-	DNP
Gavin Ziebarth	1-3/1	DNP	DNP	DNP	DNP	DNP	DNP	-	-	DNP	1-3/1	DNP

PUNT & KICK RETURNS

Punt Returns

Player	No-Yds	ISU	USU	DRA	NDSU	SD	SIU	WIU	MSU	YSU	ISU	SDSU
Luke Skokna	5-52	-	-	4-48	1-4	-	-	DNP	DNP	-	-	DNP
Evan Holm	5-8	-	-	-	-	-	-	-	2-8	-	3-0	-
Jayson Coley	1-7	-	-	-	-	1-7	-	DNP	DNP	DNP	DNP	DNP

Kick Returns

Player	No-Yds	ISU	USU	DRA	NDSU	SD	SIU	WIU	MSU	YSU	ISU	SDSU
Evan Holm	20-410	-	2-28	-	3-66	1-17	2-41	2-41	2-33	3-68	2-47	3-69
Luke Skokna	8-198	2-42	3-75	1-21	1-38	1-22	-	DNP	DNP	-	-	DNP
CJ Siegel	2-30	-	-	-	-	-	2-30	-	-	-	-	-
Brock Boltmann	1-15	-	-	-	-	-	1-15	-	-	-	-	-

INDIVIDUAL GAME-BY-GAME

PASSING

#2 Tommy Schuster	Comp	Att	Int	Pct	Yards	TD	Long	Sacked	Effic.
Idaho St.	14	18	0	77.8	183	1	35	0-0	181.5
Utah St.	29	43	2	67.4	345	1	32	1-1	133.2
Drake	23	36	1	63.9	234	2	30	0-0	131.3
North Dakota St.	18	30	1	60.0	176	1	30	1-13	113.6
South Dakota	24	37	0	64.9	208	1	29	1-10	121.0
Southern Ill.	31	48	0	64.6	267	2	23	0-0	125.1
Western Ill.	21	32	0	65.6	274	1	59	0-0	147.9
Missouri St.	13	21	1	61.9	164	0	33	0-0	118.0
Youngstown St.	23	35	1	65.7	191	2	22	0-0	124.7
Illinois St.	19	25	0	76.0	233	1	37	2-16	167.5
South Dakota St.	22	37	1	59.5	218	1	25	3-16	112.5
Totals	237	362	7	65.5	2493	13	59	8-56	131.3

#3 Trey Feeney	Comp	Att	Int	Pct	Yards	TD	Long	Sacked	Effic.
Drake	1	3	0	33.3	5	0	5	0-0	47.3
Totals	1	3	0	33.3	5	0	5	0-0	47.3

#4 Brock Boltmann	Comp	Att	Int	Pct	Yards	TD	Long	Sacked	Effic.
Utah St.	1	1	0	100.0	13	1	13	0-0	539.2
Western Ill.	1	1	0	100.0	15	1	15	0-0	556.0
Missouri St.	0	1	0	0.0	0	0	0	0-0	0.0
Totals	2	3	0	66.7	28	2	15	0-0	365.1

#5 Jacob Richter	Comp	Att	Int	Pct	Yards	TD	Long	Sacked	Effic.
Western Ill.	1	1	0	100.0	45	1	45	0-0	808.0
Totals	1	1	0	100.0	45	1	45	0-0	808.0

#14 Quincy Vaughn	Comp	Att	Int	Pct	Yards	TD	Long	Sacked	Effic.
Utah St.	2	2	0	100.0	16	1	13	0-0	332.2
Drake	1	1	0	100.0	0	0	0	0-0	100.0
Southern Ill.	2	4	0	50.0	18	0	9	0-0	87.8
Western Ill.	2	4	0	50.0	12	0	13	0-0	75.2
Missouri St.	1	1	0	100.0	21	1	21	0-0	606.4
Youngstown St.	0	2	0	0.0	0	0	0	0-0	0.0
Illinois St.	1	2	0	50.0	3	1	3	0-0	227.6
South Dakota St.	0	1	0	0.0	0	0	0	0-0	0.0
Totals	9	17	0	52.9	70	3	21	0-0	145.8

2022 NORTH DAKOTA FOOTBALL

INDIVIDUAL GAME-BY-GAME

TACKLES

Total Tackles

Player	S-A	Total	ISU	USU	DRA	NDSU	SD	SIU	WIU	MSU	YSU	ISU	SDSU
Devon Krzanowski	35-33	68	2-3	1-4	2-1	5-5	4-4	5-4	2-2	1-3	5-4	4-1	4-2
Noah Larson	23-36	59	3-7	2-5	0-2	2-8	6-6	2-2	1-1	3-1	3-3	1-1	-
Jordan Canady	32-17	49	DNP	3-1	2-0	4-2	3-3	3-1	0-1	1-4	8-2	1-2	7-1
Evan Holm	33-12	45	1-0	3-2	2-1	1-4	5-2	4-0	4-0	4-1	3-1	3-1	3-0
Hayden Galvin	29-15	44	3-2	3-0	-	1-3	2-3	4-2	5-1	2-1	1-2	2-0	6-1
Ty Shannon	30-9	39	3-1	5-3	-	2-3	3-0	1-0	3-0	6-0	3-1	1-1	3-0
Jaxson Turner	23-13	36	2-3	2-1	1-2	0-1	3-1	0-1	1-1	3-2	4-0	3-1	4-0
Quentin Seguin	19-14	33	2-3	1-2	0-1	3-1	5-0	0-2	-	3-0	1-3	4-2	DNP
CJ Siegel	22-6	28	0-1	3-0	2-0	2-2	1-0	2-1	-	8-1	2-0	1-0	1-1
Chandon Pierre	13-8	21	-	1-1	DNP	1-0	4-1	3-1	-	1-2	2-1	1-1	0-1
Ben McNaboe	5-14	19	-	0-2	0-1	0-1	1-2	1-2	2-0	1-0	0-3	0-2	0-1
Jaelen Johnson	10-7	17	2-4	DNP	2-0	2-2	2-1	2-0	DNP	DNP	DNP	DNP	DNP
Luke Lennon	11-4	15	4-1	0-1	-	-	1-0	DNP	3-1	1-0	1-0	0-1	1-0
Sammy Fort	10-5	15	0-1	2-1	2-0	-	-	1-2	0-1	2-0	DNP	1-0	2-0
Kadon Kauppinen	5-10	15	1-2	2-3	DNP	0-4	1-0	1-1	DNP	DNP	DNP	DNP	DNP
Jayson Coley	9-5	14	1-1	1-3	3-0	1-0	1-0	2-1	DNP	DNP	DNP	DNP	DNP
Caleb Nelson	9-5	14	-	2-1	-	2-0	0-1	-	1-2	1-1	DNP	2-0	1-0
Caden White	10-3	13	-	1-1	2-0	1-1	DNP	-	1-0	-	2-1	1-0	2-0
Kason Kelley	8-4	12	-	-	2-1	-	-	1-0	0-1	-	1-0	2-1	2-1
Marcus Vaughn-Jones	7-5	12	-	DNP	1-2	-	DNP	DNP	1-0	0-1	3-1	2-1	-
Ted Mullin	8-3	11	DNP	-	1-2	1-1	2-0	1-0	-	2-0	1-0	-	-
Sam Robertson	7-4	11	1-0	1-2	1-1	-	-	1-0	2-0	0-1	DNP	1-0	-
Quinton Urwiler	5-5	10	DNP	2-0	0-1	DNP	-	2-2	1-1	DNP	DNP	-	0-1
Jalen Morrison	2-7	9	0-2	0-1	0-1	1-2	-	DNP	DNP	-	-	1-1	-
Wyatt Pedigo	4-4	8	-	-	3-3	-	-	DNP	1-0	-	DNP	-	0-1
Griffin Lickfeldt	4-3	7	-	1-0	0-1	1-1	-	0-1	-	-	1-0	1-0	-
Elijah Beach	4-3	7	0-1	-	2-2	-	DNP	2-0	-	-	DNP	DNP	-
Craig Orlando	1-4	5	DNP	DNP	-	DNP	DNP	DNP	-	0-2	DNP	-	1-2
Ethan Ball	2-1	3	DNP	DNP	1-1	-	DNP	DNP	1-0	-	DNP	-	-
Ray Haas	1-2	3	1-2	DNP	DNP	DNP	DNP	DNP	DNP	DNP	DNP	DNP	DNP
Josh Navratil	1-2	3	0-1	-	-	0-1	DNP	DNP	DNP	DNP	DNP	1-0	DNP
Tanner Thorsness	2-0	2	DNP	DNP	2-0	DNP	DNP	DNP	DNP	DNP	DNP	DNP	DNP
Garett Maag	2-0	2	-	-	-	-	DNP	DNP	-	-	-	-	2-0
Tommy Kimball	0-2	2	DNP	DNP	DNP	DNP	DNP	0-1	0-1	-	DNP	-	-
Richard Agyekum	1-0	1	DNP	DNP	-	DNP	DNP	DNP	1-0	DNP	DNP	DNP	DNP
Ross Hinders	1-0	1	-	-	-	-	-	1-0	-	-	DNP	-	-
Bo Belquist	1-0	1	DNP	-	-	-	-	1-0	-	-	-	-	-
Colin Lavell	1-0	1	-	-	1-0	DNP	DNP	DNP	DNP	-	-	-	-
Donny Ventrelli	1-0	1	-	1-0	-	-	-	-	-	-	-	-	-
Ben Christian	1-0	1	-	DNP	-	-	-	1-0	-	-	-	-	-
Brock Boltmann	1-0	1	-	1-0	-	-	-	-	-	-	-	-	-
Malachai McNeal	0-1	1	0-1	DNP	DNP	-	DNP	DNP	DNP	DNP	DNP	DNP	DNP
Steven Keech	0-1	1	DNP	DNP	0-1	DNP	DNP	DNP	DNP	DNP	DNP	DNP	DNP
Casey Schultz	0-1	1	DNP	DNP	DNP	DNP	DNP	DNP	0-1	-	DNP	DNP	DNP

INDIVIDUAL GAME-BY-GAME

TACKLES-FOR-LOSS

Player	UA-A	Total	ISU	USU	DRA	NDSU	SD	SIU	WIU	MSU	YSU	ISU	SDSU
Jaxson Turner	7-0	7.0	1.0-5	-	-	-	-	-	-	1.0-4	2.0-10	2.0-18	1.0-10
Devon Krzanowski	3-4	5.0	-	-	-	3.0-11	-	-	-	-	1.5-6	-	0.5-0
Ty Shannon	3-4	5.0	-	1.5-2	-	1.0-1	1.0-6	-	1.0-3	-	-	0.5-7	-
Noah Larson	2-6	5.0	-	0.5-1	-	1.0-3	-	-	-	1.5-13	2.0-5	-	-
Jaelen Johnson	4-1	4.5	-	DNP	2.0-3	0.5-0	1.0-2	1.0-11	DNP	DNP	DNP	DNP	DNP
Ben McNaboe	3-2	4.0	-	-	-	-	-	1.0-7	1.0-7	1.0-7	1.0-6	-	-
CJ Siegel	3-1	3.5	-	-	-	-	-	-	-	1.0-4	1.0-7	1.0-10	0.5-1
Jayson Coley	3-0	3.0	-	-	2.0-6	1.0-3	-	-	DNP	DNP	DNP	DNP	DNP
Griffin Lickfeldt	2-1	2.5	-	1.0-2	0.5-3	-	-	-	-	-	-	1.0-6	-
Wyatt Pedigo	2-0	2.0	-	-	1.0-2	-	-	DNP	1.0-8	-	DNP	-	-
Quentin Seguin	1-2	2.0	-	0.5-0	-	-	1.0-1	-	-	-	0.5-3	-	DNP
Kadon Kauppinen	1-2	2.0	-	1.5-5	DNP	0.5-0	-	-	DNP	DNP	DNP	DNP	DNP
Elijah Beach	1-1	1.5	-	-	0.5-2	-	DNP	1.0-4	-	-	DNP	DNP	-
Luke Lennon	1-1	1.5	-	-	-	-	-	DNP	1.5-7	-	-	-	-
Chandon Pierre	1-1	1.5	-	1.0-1	DNP	-	-	-	-	0.5-1	-	-	-
Quinton Urwiler	1-1	1.5	DNP	1.0-8	-	DNP	-	-	0.5-0	DNP	DNP	-	-
Kason Kelley	1-1	1.5	-	-	1.0-1	-	-	-	-	-	-	0.5-7	-
Hayden Galvin	1-1	1.5	-	-	-	0.5-1	-	1.0-6	-	-	-	-	-
Marcus Vaughn-Jones	1-1	1.5	-	DNP	-	-	DNP	DNP	-	-	1.5-3	-	-
Evan Holm	0-3	1.5	-	-	-	1.5-3	-	-	-	-	-	-	-
Caden White	1-0	1.0	-	-	-	1.0-1	DNP	-	-	-	-	-	-
Jalen Morrison	1-0	1.0	-	-	-	1.0-1	-	DNP	DNP	-	-	-	-
Jordan Canady	0-2	1.0	DNP	-	-	-	-	-	0.5-0	-	0.5-4	-	-
Sam Robertson	0-1	0.5	-	-	-	-	-	-	-	0.5-1	DNP	-	-
Sammy Fort	0-1	0.5	-	-	-	-	-	-	0.5-1	-	DNP	-	-
Craig Orlando	0-1	0.5	DNP	DNP	-	DNP	DNP	DNP	-	0.5-0	DNP	-	-

SACKS

Player	UA-A	Total	ISU	USU	DRA	NDSU	SD	SIU	WIU	MSU	YSU	ISU	SDSU
Jaxson Turner	6-0	6	1-5	-	-	-	-	-	-	1-4	1-9	2-18	1-10
Ben McNaboe	2-2	3	-	-	-	-	-	1-7	1-7	-	1-6	-	-
Ty Shannon	2-1	2.5	-	-	-	-	1-6	-	1-3	-	-	0.5-7	-
CJ Siegel	2-0	2	-	-	-	-	-	-	-	-	1-7	1-10	-
Jaelen Johnson	2-0	2	-	DNP	-	-	1-2	1-11	DNP	DNP	DNP	DNP	DNP
Noah Larson	1-1	1.5	-	-	-	-	-	-	-	1-12	0.5-3	-	-
Devon Krzanowski	1-1	1.5	-	-	-	1-7	-	-	-	-	0.5-4	-	-
Elijah Beach	1-1	1.5	-	-	0.5-2	-	DNP	1-4	-	-	DNP	DNP	-
Hayden Galvin	1-0	1	-	-	-	-	-	1-6	-	-	-	-	-
Josh Navratil	1-0	1	-	-	-	-	DNP	DNP	DNP	DNP	DNP	1-0	DNP
Quinton Urwiler	1-0	1	DNP	1-8	-	DNP	-	-	-	DNP	DNP	-	-
Quentin Seguin	1-0	1	-	-	-	-	1-1	-	-	-	-	-	DNP
Wyatt Pedigo	1-0	1	-	-	-	-	-	DNP	1-8	-	DNP	-	-
Kason Kelley	0-1	0.5	-	-	-	-	-	-	-	-	-	0.5-7	-
Griffin Lickfeldt	0-1	0.5	-	-	0.5-3	-	-	-	-	-	-	-	-

2022 NORTH DAKOTA FOOTBALL

INDIVIDUAL GAME-BY-GAME

ALL-PURPOSE YARDS

Player	Total	ISU	USU	DRA	NDSU	SD	SIU	WIU	MSU	YSU	ISU	SDSU
Otis Weah	979	114	47	DNP	85	74	DNP	198	181	86	116	78
Luke Skokna	654	93	145	197	100	53	39	DNP	DNP	22	5	DNP
Bo Belquist	536	DNP	51	34	46	14	55	142	30	52	50	62
Evan Holm	483	64	28	-	66	17	41	41	42	68	47	69
Isaiah Smith	423	DNP	DNP	135	28	-3	146	DNP	69	44	2	2
Brock Boltmann	422	8	33	35	-	47	37	38	24	69	83	48
Jacob Richter	328	DNP	DNP	36	23	40	82	42	29	DNP	25	51
Adam Zavalney	303	57	65	12	11	27	21	22	54	15	19	-
Garett Maag	266	43	81	21	4	DNP	DNP	-	28	28	16	45
Jack Wright	182	3	32	53	43	10	30	-	DNP	9	2	-
Quincy Vaughn	149	18	-	22	4	2	34	30	17	11	3	8
Marcus Preston	127	28	31	13	-	26	16	DNP	-	-	8	5
Gavin Ziebarth	119	DNP	DNP	DNP	DNP	DNP	DNP	110	-	DNP	9	DNP
Tommy Schuster	89	21	-1	16	-13	-10	2	5	11	22	5	31
Jordan Canady	76	DNP	-	76	-	-	-	-	-	-	-	-
Austin Clemetson	55	DNP	16	6	DNP	DNP	27	6	-	DNP	DNP	DNP
Jayson Coley	55	-	-	48	-	7	-	DNP	DNP	DNP	DNP	DNP
Chrysten Cochran	36	22	DNP	DNP	DNP	DNP	DNP	14	-	DNP	-	DNP
CJ Siegel	35	-	5	-	-	-	30	-	-	-	-	-
Ben McNaboe	20	-	-	-	-	-	-	20	-	-	-	-
Tyler Burian	19	-	3	16	-	DNP	DNP	DNP	DNP	DNP	DNP	DNP
Max Gunderson	17	-	12	5	DNP	DNP	DNP	-	DNP	DNP	-	DNP
Hayden Galvin	8	8	-	-	-	-	-	-	-	-	-	-
Matt Waletzko	5	5	DNP	-	-	-	-	-	-	-	-	DNP
Trey Feeney	-5	DNP	DNP	-5	DNP	DNP	DNP	DNP	DNP	DNP	DNP	DNP

RED ZONE RECAP

NORTH DAKOTA				OPPONENT			
Opponent	Scores/Chances	Result	Pct.	Opponent	Series	Result	Pct.
at ISU	4/5	3 TD, 1 FG	80.0%	at ISU	1/4	1 TD	25.0%
at USU	4/5	3 TD, 1 FG	80.0%	at USU	4/5	2 TD, 2 FG	80.0%
DU	5/9	4 TD, 1 FG	55.6%	DU	-	-	-
NDSU	-	-	-	NDSU	3/3	1 TD, 2 FG	100%
at USD	2/2	1 TD, 1 FG	100%	at USD	2/2	2 TD, 0 FG	100%
at SIU	3/6	3 TD, 0 FG	50.0%	at SIU	3/3	3 TD, 0 FG	100%
WIU	5/8	3 TD, 2 FG	62.5%	WIU	1/1	0 TD, 1 FG	100%
at MSU	3/3	3 TD, 0 FG	100%	at MSU	5/6	4 TD, 1 FG	83.3%
YSU	3/4	2 TD, 1 FG	75.0%	YSU	3/3	3 TD, 0 FG	100%
ISU	2/4	2 TD, 0 FG	50.0%	ISU	0/1	0 TD, 0 FG	0.0%
at SDSU	3/3	3 TD, 0 FG	100%	at SDSU	2/3	2 TD, 0 FG	66.7%
TOTAL	34/49	27 TD, 7 FG	69.4%	TOTAL	24/31	16 TD, 6 FG	77.4%

SCORING BREAKDOWN

NORTH DAKOTA DRIVES		OPPONENT DRIVES	
Totals: 44 scoring drives (34 TD, 10 FG)		Totals: 38 scoring drives (27 TD, 11 FG)	
Special Teams/Defensive Touchdown:		Special Teams/Defensive Touchdown:	
LONGEST DRIVES BY:		LONGEST DRIVES BY:	
Plays:	17 at South Dakota (10/9)	Plays:	17 at Idaho State (9/4)
Yards:	92 Western Illinois (10/23)	Yards:	89 Western Illinois (10/23)
Time:	7:26 Western Illinois (10/23)	Time:	7:37 at Idaho State (9/4)

TURNOVERS BY GAME

NORTH DAKOTA: 16 GAINED

TYPE	QTR	PLAYER	PLAYS/ YDS	1st DOWNS	RESULT
at Idaho State (3)					
Interception	1	Hayden Galvin	4/32	1	Touchdown
Interception	3	Ray Haas	2/34	0	Touchdown
Interception	4	Evan Holm	6/20	1	Field Goal
at Utah State (1)					
Interception	3	C.J. Siegel	6/17	1	Field Goal
DRAKE (4)					
Interception	2	Jordan Canady	2/-4	0	Fumble
Interception	4	Jayson Coley	1/-6	0	Fumble
Fumble	4	Sammy Fort	1/5	0	Touchdown
Interception	4	Matt Koshiol	0/0	0	End of Game
North Dakota State (0)					
-	-	-	-	-	-
at South Dakota (0)					
-	-	-	-	-	-
at Southern Illinois (2)					
Fumble	1	Devon Krzanowski	0/0	0	Touchdown
Interception	2	Caleb Nelson	4/49	4	Touchdown
Western Illinois (2)					
Interception	3	Sammy Fort	13/71	7	Field Goal
Interception	4	Ben McNaboe	10/50	5	Downs
at Missouri State (1)					
Interception	1	Evan Holm	7/32	3	Punt
Youngstown State (2)					
Fumble	2	Jacob Odom	4/-1	0	Missed FG
Interception	3	Marcus Vaughn-Jones	8/18	1	Downs
Illinois State (1)					
Fumble	2	Noah Larson	5/34	3	Touchdown
at South Dakota State (0)					
-	-	-	-	-	-

OPPONENT: 17 GAINED

TYPE	QTR	PLAYER	PLAYS/ YDS	1st DOWNS	RESULT
at Idaho State (1)					
Fumble	3	o'Dea Trujillo	4/20	1	Interception
at Utah State (2)					
Interception	1	Justin Rice	3/4	0	Punt
Interception	4	Justin Rice	1/59	0	Touchdown
Drake (5)					
Fumble	1	Ryan Kriceri	3/7	0	Punt
Fumble	2	Jake Hoper	3/0	0	Punt
Fumble	2	TEAM	1/0	0	End of Half
Fumble	4	Jacob Thompson	3/5	0	Punt
Interception	4	Nick Cagnetto	3/8	0	Punt
North Dakota State (1)					
Interception	3	Dawson Weber	5/23	2	Punt
at South Dakota (0)					
-	-	-	-	-	-
at Southern Illinois (0)					
-	-	-	-	-	-
Western Illinois (1)					
Fumble	3	Dallas Martin	3/2	0	Punt
at Missouri State (3)					
Fumble	4	Dimitri Moore	6/63	6	Touchdown
Fumble	4	Eric Johnson	8/76	7	Touchdown
Interception	4	Kyriq McDonald	0/0	0	End of Game
Youngstown State (1)					
Interception	2	Jordan White	3/6	0	Punt
Illinois State (2)					
Fumble	2	Iverson Brown	3/7	0	Punt
Fumble	4	Shanon Reid	3/-3	0	Punt
at South Dakota State (1)					
Interception	4	Malik Lofton	3/-5	0	End of Game

2022 NORTH DAKOTA FOOTBALL

TURNOVERS BY PLAYER

Fumbles

Player	No-Lost	ISU	USU	DRA	NDSU	SD	SIU	WIU	MSU	YSU	ISU	SDSU
Otis Weah	4-2	1-0	-	DNP	-	-	DNP	-	2-2	1-0	-	-
Tommy Schuster	3-1	-	-	-	-	1-0	-	1-1	-	1-0	-	-
Quincy Vaughn	3-2	-	-	2-2	-	-	-	-	-	1-0	-	-
Isaiah Smith	2-0	DNP	DNP	-	-	-	1-0	DNP	1-0	-	-	-
Garett Maag	2-2	-	-	1-1	-	DNP	DNP	-	-	-	1-1	-
Bo Belquist	1-1	DNP	-	-	-	-	-	-	-	-	1-1	-
Trey Feeney	1-1	DNP	DNP	1-1	DNP	DNP	DNP	DNP	DNP	DNP	DNP	DNP
Evan Holm	1-0	-	-	-	-	-	-	-	1-0	-	-	-
Chrysten Cochran	1-1	1-1	DNP	DNP	DNP	DNP	DNP	-	-	DNP	-	DNP

Fumbles Forced

Player	Number	ISU	USU	DRA	NDSU	SD	SIU	WIU	MSU	YSU	ISU	SDSU
Marcus Vaughn-Jones	1	-	DNP	-	-	DNP	DNP	-	-	1	-	-
Jaxson Turner	1	1	-	-	-	-	-	-	-	-	-	-
Jordan Canady	1	DNP	-	-	-	-	-	-	-	-	-	1
Josh Navratil	1	-	-	-	-	DNP	DNP	DNP	DNP	DNP	1	DNP
Jaalen Johnson	1	-	DNP	-	-	-	1	DNP	DNP	DNP	DNP	DNP

Fumbles Recovered

Player	Number	ISU	USU	DRA	NDSU	SD	SIU	WIU	MSU	YSU	ISU	SDSU
Jacob Odom	1	DNP	DNP	DNP	DNP	-	DNP	-	-	1	DNP	DNP
Sammy Fort	1	-	-	1	-	-	-	-	-	DNP	-	-
Noah Larson	1	-	-	-	-	-	-	-	-	-	1	-
Devon Krzanowski	1	-	-	-	-	-	1	-	-	-	-	-

Interceptions Returns

Player	No-Yds	ISU	USU	DRA	NDSU	SD	SIU	WIU	MSU	YSU	ISU	SDSU
Evan Holm	2-65	1-64	-	-	-	-	-	-	1-1	-	-	-
Jordan Canady	1-76	DNP	-	1-76	-	-	-	-	-	-	-	-
Jayson Coley	1-48	-	-	1-48	-	-	-	DNP	DNP	DNP	DNP	DNP
Ben McNaboe	1-20	-	-	-	-	-	-	1-20	-	-	-	-
Hayden Galvin	1-8	1-8	-	-	-	-	-	-	-	-	-	-
CJ Siegel	1-5	-	1-5	-	-	-	-	-	-	-	-	-
Marcus Vaughn-Jones	1-0	-	DNP	-	-	DNP	DNP	-	-	1-0	-	-
Sammy Fort	1-0	-	-	-	-	-	-	1-0	-	DNP	-	-
Caleb Nelson	1-0	-	-	-	-	-	1-0	-	-	DNP	-	-
Matt Koshiol	1-0	DNP	DNP	1-0	-	DNP	DNP	-	DNP	DNP	-	-
Ray Haas	1-0	1-0	DNP	DNP	DNP	DNP	DNP	DNP	DNP	DNP	DNP	DNP

Fumble Returns

Player	No-Yds	ISU	USU	DRA	NDSU	SD	SIU	WIU	MSU	YSU	ISU	SDSU
Jacob Odom	1-0	DNP	DNP	DNP	DNP	-	DNP	-	-	1-0	DNP	DNP
Sammy Fort	1-0	-	-	1-0	-	-	-	-	-	DNP	-	-
Noah Larson	1-0	-	-	-	-	-	-	-	-	-	1-0	-
Devon Krzanowski	1-0	-	-	-	-	-	1-0	-	-	-	-	-

LONG PLAY BREAKDOWN

BY YARDAGE (20+)

OFFENSE

Yds	Type	Player(s)	Opponent
64	Rush	Otis Weah	vs. Western Illinois
59	Pass	Otis Weah	vs. Western Illinois
51	Rush	Luke Skokna	vs. Drake
48	Rush	Otis Weah	at Missouri State
48	Rush	Luke Skokna	vs. Drake
45	Pass	Bo Belquist	vs. Western Illinois
43	Rush	Otis Weah	vs. Youngstown State
43	Rush	Isaiah Smith	vs. Drake
37	Pass	Brock Boltmann	vs. Illinois State
35	Pass	Adam Zavalney	at Idaho State
34	Pass	Otis Weah	at Missouri State
33	Pass	Adam Zavalney	at Missouri State
32	Pass	Luke Skokna	at Utah State
32	Pass	Bo Belquist	vs. Western Illinois
30	Pass	Jake Richter	vs. Western Illinois
30	Pass	Jack Wright	vs. Drake
30	Pass	Bo Belquist	vs. North Dakota State
29	Pass	Jake Richter	at Missouri State
29	Pass	Jake Richter	at South Dakota
29	Rush	Isaiah Smith	at Missouri State
27	Pass	Adam Zavalney	at Utah State
26	Pass	Bo Belquist	vs. Illinois State
26	Pass	Garett Maag	at Utah State
25	Pass	Bo Belquist	at Utah State
25	Pass	Jake Richter	at South Dakota State
25	Pass	Jake Richter	at South Dakota State
24	Rush	Gaven Ziebarth	vs. Western Illinois
23	Pass	Bo Belquist	at Utah State
23	Rush	Isaiah Smith	vs. Drake
23	Pass	Jake Richter	at Southern Illinois
23	Pass	Bo Belquist	at South Dakota State
22	Pass	Adam Zavalney	vs. Western Illinois
22	Pass	Adam Zavalney	at Idaho State
22	Pass	Brock Boltmann	vs. Youngstown State
22	Pass	Garett Maag	at Idaho State
22	Pass	Brock Boltmann	at South Dakota State
21	Pass	Adam Zavalney	at Missouri State
21	Pass	Jake Richter	at Southern Illinois
21	Pass	Garett Maag	at Idaho State
21	Pass	Luke Skokna	vs. North Dakota State
20	Pass	Brock Boltmann	at Southern Illinois
20	Pass	Otis Weah	vs. Illinois State

DEFENSE

Yds	Type	Player(s)	Opponent
76	INT	Jordan Canady	vs. Drake
64	INT	Evan Holm	at Idaho State
48	INT	Jayson Coley	vs. Drake
20	INT	Ben McNaboe	vs. Western Illinois

SPECIAL TEAMS

Yds	Type	Player(s)	Opponent
38	KR	Luke Skokna	vs. North Dakota State
31	KR	Evan Holm	vs. Illinois State
29	KR	Luke Skokna	at Utah State
27	KR	Evan Holm	at South Dakota State
26	KR	Evan Holm	vs. North Dakota State
26	KR	Luke Skokna	at Idaho State
25	KR	Evan Holm	vs. Western Illinois
24	KR	Luke Skokna	at Utah State
23	KR	Evan Holm	vs. Youngstown State
22	KR	Luke Skokna	at Utah State
22	KR	Luke Skokna	vs. Drake
22	KR	Luke Skokna	at South Dakota
22	KR	Evan Holm	at Southern Illinois
21	KR	Evan Holm	vs. North Dakota State
21	KR	Luke Skokna	vs. Drake
21	KR	Evan Holm	at Missouri State
21	KR	Evan Holm	at South Dakota State
21	KR	Evan Holm	at South Dakota State

2022 NORTH DAKOTA FOOTBALL

LONG PLAY BREAKDOWN

LONG PLAYS BY THE NUMBERS

BY YARDAGE			BY TYPE		
Yards	No.	TD	By Type	No.	TD
100+	0	0	Rushing	10	2
90-99	0	0	Passing	32	4
80-89	0	0	Punt returns	1	0
70-79	1	0	Kick returns	17	0
60-69	2	0	Interceptions	4	0
50-59	2	1	Fumble returns	0	0
40-49	6	2	Other	0	0
30-39	11	1	TOTAL	64	6
20-29	39	2			

20+ YARD PLAYS BY PLAYER

Player	No.	TD	R	P	KR	PR	IR	FR
Skokna, Luke	12	1	2	2	7	1	0	0
Holm, Evan	11	0	0	0	10	0	1	0
Belquist, Bo	7	1	0	7	0	0	0	0
Richter, Jake	7	0	0	7	0	0	0	0
Zavalney, Adam	6	2	0	6	0	0	0	0
Weah, Otis	6	1	4	2	0	0	0	0
Boltmann, Brock	4	0	0	4	0	0	0	0
Maag, Garrett	3	0	0	3	0	0	0	0
Smith, Isaiah	3	0	3	0	0	0	0	0
Wright, Jack	1	0	0	1	0	0	0	0
Coley, Jayson	1	0	0	0	0	0	1	0
Canady, Jordan	1	0	0	0	0	0	1	0
Ziebarth, Gaven	1	0	1	0	0	0	0	0
McNaboe, Ben	1	0	0	0	0	0	1	0
TOTAL	64	5	10	32	17	1	4	0

LONGEST PLAYS OF THE YEAR

Rushing 64	Otis Weah	vs. Western Illinois (10/23/2021)
Rushing Touchdown 51	Luke Skokna	vs. Drake (9/18/2021)
Passing 59	Otis Weah from Tommy Schuster	vs. Western Illinois (10/23/2021)
Passing Touchdown 32	Bo Belquist from Jake Richter	vs. Western Illinois (10/23/2021)
Punt Return 22	Luke Skokna	vs. Drake (9/18/2021)
Kick Return 38	Luke Skokna	vs. North Dakota State (10/2/2021)
Interception Return 74	Jordan Canady	vs. Drake (9/18/2021)
Fumble Return -	-	-
Punt 57	Cade Peterson	at Idaho State (9/4/2021)
Field Goal 46	Adam Stage	vs. North Dakota State (10/2/2021)

NORTH DAKOTA

Play	#	Long	Play	Opponent
Passing:	32	59	Weah from Schuster	vs. Western Illinois
Rushing:	10	64	Otis Weah	vs. Western Illinois
PR:	1	21	Luke Skokna	vs. Drake
KR:	17	38	Luke Skokna	vs. North Dakota State
DEF:	4	76	Jordan Canady	vs. Drake
Opp.	#	Long	Play	Type
at Idaho State	6	64	Evan Holm	INT
at Utah State	5	29	Luke Skokna	KR
vs. Drake	9	76	Jordan Canady	INT
vs. NDSU	5	38	Luke Skokna	KR
at South Dakota	2	29	Jake Richter from Tommy Schuster	Pass
at Southern Ill.	4	23	Jake Richter from Tommy Schuster	Pass
vs. Western Ill.	9	64	Otis Weah	Rush
at Missouri State	8	48	Otis Weah	Rush
vs. YSU	3	43	Otis Weah*	Rush
vs. Illinois State	4	37	Brock Boltmann from Tommy Schuster	Pass
at SDSU	7	27	Evan Holm	KR

OPPONENTS

Play	#	Long	Play	Opponent
Passing:	28	75	Thompkins from Bonner*	at Utah State
Rushing:	13	59	Peasley*	at Utah State
PR:	1	35	Javon Williams	at Southern Illinois
KR:	3	50	RaJa Nelson	vs. North Dakota State
DEF:	1	28	Nick Cagnetto	vs. Drake
Opp.	#	Long	Play	Type
at Idaho State	2	31	Tanner Conner from Tyler Vander Waal	Pass
at Utah State	8	75	Deven Thompkins from Ian Bonner*	Pass
vs. Drake	3	39	Colin Howard from Luke Bailey	Pass
vs. NDSU	5	50	RaJa Nelson Kick Return	KR
at South Dakota	3	24	Wesley Eliodor from Carson Camp*	Pass
at Southern Ill.	6	58	Izaiah Hartrup from Nic Baker*	Pass
vs. Western Ill.	7	51	Dallas Daniels from Connor Sampson*	Pass
at Missouri State	6	39	Naveon Mitchell from Jason Shelley	Pass
vs. YSU	3	27	Jal McLaughlin from Demea Crenshaw	Pass
vs. Illinois State	1	28	Bret Spaulding from Jackson Waring*	Pass
at SDSU	6	41	Tyler Feldkamp	KR

* - touchdown scored on play

SEASON SUPERLATIVES

NORTH DAKOTA INDIVIDUAL

Rushes	22	Weah, Otis at Idaho State (9/4/2021)
Yards Rushing	156	Weah, Otis at Missouri State (10/30/2021)
TD Rushes	3	Weah, Otis (two times), last at Missouri State (10/30/2021)
Long Rush	64	Weah, Otis vs. Western Illinois (10/23/2021)
Pass Attempts	43	Schuster, Tommy at Utah State (9/10/2021)
Pass Completions	31	Schuster, Tommy at Southern Illinois (10/16/2021)
Yards Passing	345	Schuster, Tommy at Idaho State (9/4/2021)
TD Passes	2	Schuster, Tommy 2 times, last vs. Youngstown State (11/6/2021)
Long Pass	59	Schuster, Tommy vs. Western Illinois (10/23/2021)
Receptions	9	Bo Belquist vs. Youngstown State (11/6/2021)
Yards Receiving	125	Bo Belquist vs. Western Illinois (10/23/2021)
TD Receptions	1	17 times, last vs. South Dakota State (11/20/2021)
Long Reception	59	Weah, Otis vs. Western Illinois (10/23/2021)
Field Goals	2	3 times, last at Southern Illinois (10/16/2021)
Long Field Goal	46	Stage, Adam vs. North Dakota State (10/2/2021)
Punts	6	3 times, last at Southern Illinois (10/16/2021)
Punting Avg	51.3	Peterson, Cade at South Dakota (10/9/2021)
Long Punt	57	2 times, last at Southern Illinois (10/16/2021)
Punts inside 20	3	Peterson, Cade at South Dakota (10/9/2021)
Long Punt Return	22	Skokna, Luke vs. Drake (9/18/2021)
Long Kickoff Return	38	Skokna, Luke vs. North Dakota State (10/2/2021)
Tackles	10	Larson, Noah at South Dakota (10/9/2021)
Sacks	2.0	Turner, Jaxon vs. Illinois State (11/13/2021)
Tackles For Loss	3.0	Krzanowski, Devon vs. North Dakota State (10/2/2021)
Interceptions	1	12 players, last vs. Youngstown State (11/6/2021)

OPPONENT INDIVIDUAL

Rushes	25	Mueller, Cole vs. Illinois State (11/13/2021)
Yards Rushing	138	Theis, Travs at South Dakota (10/9/2021)
TD Rushes	1	8 times, last vs. Youngstown State (11/6/2021)
Long Rush	59	Tyler Jr., Calvin at Utah State (9/10/2021)
Pass Attempts	43	Vander Waal, Tyler at Idaho State (9/4/2021)
Pass Completions	29	Shelley, Jason at Missouri State (10/30/2021)
Yards Passing	239	Oladokun, Chris at South Dakota State (11/20/2021)
TD Passes	4	Bonner, Logan at Utah State (9/10/2021)
Long Pass	75	Bonner, Logan at Utah State (9/10/2021)
Receptions	10	Scott, Tyrone at Missouri State (10/30/2021)
Yards Receiving	172	Thompkins, Deven at Utah State (9/10/2021)
TD Receptions	2	Wright, Derek at Utah State (9/10/2021)
Long Reception	75	Thompkins, Deven at Utah State (9/10/2021)
Field Goals	3	Reinholz, Jake vs. North Dakota State (10/2/2021)
Long Field Goal	54	Lorber, Mason at South Dakota (10/9/2021)
Punts	11	Dunning, Shane vs. Drake (9/18/2021)
Punting Avg	55.0	Ryan, Kevin at Idaho State (9/4/2021)
Long Punt	61	Dunning, Shane vs. Drake (9/18/2021)
Punts Inside 20	4	Steindorf, K. vs. North Dakota State (10/2/2021)
Long Punt Return	35	Williams, Javon at Southern Illinois (10/16/2021)
Long Kickoff Return	50	Nelson, Raja vs. North Dakota State (10/2/2021)
Tackles	14	Joiner, Darius vs. Western Illinois (10/23/2021)
Sacks	2.0	Cade, Terveer at South Dakota State (11/20/2021)
Tackles For Loss	2.5	Green, Darian at Idaho State (9/4/2021)
Interceptions	2	Rice, Justin at Utah State (9/10/2021)

NORTH DAKOTA TEAM

	Highs	Opponent
Rushes	45	at Idaho State (9/4/2021)
Yards Rushing	288	vs. Drake (9/18/2021)
Yards Per Rush	8.5	vs. Drake (9/18/2021)
TD Rushes	3	at Idaho State (9/4/2021)
Pass Attempts	52	at Missouri State (10/30/2021)
Pass Completions	33	at Southern Illinois (10/16/2021)
Yards Passing	374	at Utah State (9/10/2021)
Yards Per Pass	10.2	at Idaho State (9/4/2021)
TD Passes	3	2 times, last vs. WIU (10/23/2021)
Total Plays	85	at Southern Illinois (10/16/2021)
Total Offense	607	vs. Western Illinois (10/23/2021)
Yards Per Play	7.5	vs. Western Illinois (10/23/2021)
Points	38	vs. Drake (9/18/2021)
Sacks By	5	vs. Illinois State (11/13/2021)
First Downs	31	vs. Western Illinois (10/23/2021)
Penalties	7	at Idaho State (9/4/2021)
Penalty Yards	85	vs. Drake (9/18/2021)
Turnovers	5	vs. Drake (9/18/2021)
Interceptions By	3	2 times, last vs. Drake (9/18/2021)
Punts	6	3 times, last at SIU (10/16/2021)
Punting Avg.	51.3	at Idaho State (9/4/2021)
Long Punt	57	2 times, last at SIU (10/16/2021)
Punts Inside 20	3	at South Dakota (10/9/2021)
Long Punt Return	2	vs. Drake (9/18/2021)

OPPONENT TEAM

	Highs	Opponent
Rushes	47	vs. NDSU (10/2/2021)
Yards Rushing	223	vs. NDSU (10/2/2021)
Yards Per Rush	5.7	at Utah State (9/10/2021)
TD Rushes	2	at Utah State (9/10/2021)
Pass Attempts	39	vs. Western Illinois (10/23/2021)
Pass Completions	29	at Missouri State (10/30/2021)
Yards Passing	404	at Utah State (9/10/2021)
Yards Per Pass	11.1	at Southern Illinois (10/16/2021)
TD Passes	4	at Utah State (9/10/2021)
Total Plays	75	at Utah State (9/10/2021)
Total Offense	621	at Utah State (9/10/2021)
Yards Per Play	8.3	at Utah State (9/10/2021)
Points	48	at Utah State (9/10/2021)
Sacks By	3	at South Dakota State (11/20/2021)
First Downs	25	at South Dakota (10/9/2021)
Penalties	8	vs. Western Illinois (10/23/2021)
Penalty Yards	78	vs. Western Illinois (10/23/2021)
Turnovers	3	2 times, last vs. Drake (9/18/2021)
Interceptions By	2	at Utah State (9/10/2021)
Punts	11	vs. Drake (9/18/2021)
Punting Avg.	55.0	at Idaho State (9/4/2021)
Long Punt	61	vs. Drake (9/18/2021)
Punts Inside 20	4	vs. NDSU (10/2/2021)
Long Punt Return	35	at Southern Illinois (10/16/2021)

THE LAST TIME...

INDIVIDUAL RUSHING

Rushing, 30 times or more	30, John Santiago vs. Montana State, W 44-38, Oct. 31, 2015
Rushing, 25 times or more	28, Brady Oliveira at Idaho, L 31-27, Nov. 3, 2018
Rushing, 3 TDs	3, Otis Weah at Missouri State, L 28-32, Oct. 30, 2021
Rushing, 2 or more TDs	2, Otis Weah vs. South Dakota, W 21-10, Mar. 4, 2021
Had a 200-yard rusher	213, James Johannesson at Sacramento State, W 41-15, Oct. 20, 2018
Had a 100-yard rusher	156, Otis Weah at Missouri State, L 28-32, Oct. 30, 2021
Had two 100-yard rushers	Weah (125), Ziebarth (110) vs. Western Illinois, W 34-10, Oct. 23, 2021
Had a rush of 70 yards or more	74, Otis Weah at North Dakota State, L 13-34, Mar. 20, 2021
Had a rush of 60 yards or more	64, Otis Weah vs. Western Illinois, W 34-10, Oct. 23, 2021
Had a rush of 50 yards or more	51, Luke Skokna vs. Drake, W 38-0, Sept. 18, 2021

INDIVIDUAL PASSING

Passing, 600 yards or more	660, Braden Hanson vs. Montana, W 40-34, Oct. 20, 2012
Passing, 500 yards or more	660, Braden Hanson vs. Montana, W 40-34, Oct. 20, 2012
Passing, 400 yards or more	660, Braden Hanson vs. Montana, W 40-34, Oct. 20, 2012
Passing, 300 yards or more	345, Tommy Schuster at Utah State, L 48-24, Sept. 10, 2021
Attempted 40 or more passes	48, Tommy Schuster at Southern Illinois, L 28-31, Oct. 16, 2021
Attempted 30 or more passes	37, Tommy Schuster at South Dakota State, L 21-24, Nov. 20, 2021
Completed 40 or more passes	42, Braden Hanson vs. Montana, W 40-34, Oct. 20, 2012
Completed 30 or more passes	31, Tommy Schuster at Southern Illinois, L 28-31, Oct. 16, 2021
Completed 20 or more passes	22, Tommy Schuster at South Dakota State, L 21-24, Nov. 20, 2021
Threw six or more touchdown passes	6, Marcus Hendrickson vs. Portland State, W 45-37, Sept. 8, 2012
Threw five or more touchdown passes	5, Braden Hanson vs. Montana, W 40-34, Oct. 20, 2012
Threw four or more touchdown passes	4, Nate Ketteringham, vs. Montana, W 41-14, Oct. 13, 2018
Completed a pass of 80 yards or more	80, Joe Mollberg (to Greg Hardin) at Portland State, L 14-10, Oct. 26, 2013
Completed a pass of 70 yards or more	74, Keaton Studsrud (to Luke Stanley) vs. Cal Poly, W 31-24, Oct. 1, 2016
Completed a pass of 60 yards or more	62, Andrew Zimmerman (to Stetson Carr) at Montana, L 41-17, Oct. 14, 2017
Completed a pass of 50 yards or more	59, Tommy Schuster (to Otis Weah) vs. Western Illinois, W 34-10, Oct. 23, 2021

INDIVIDUAL RECEIVING

Caught 12 or more passes	16, Kenny Golladay at Northern Arizona, L 48-27, Nov. 2, 2013
Caught 10 or more passes	10, Travis Toivonen at Nicholls State, L 6-24, Nov. 30, 2019
Caught 8 or more passes	9, Bo Belquist vs. Youngstown State, W 24-21, Nov. 6, 2021
Had 200 or more yards receiving	207, Greg Hardin vs. South Dakota State, L 35-28, Sept. 7, 2013
Had 150 or more yards receiving	151, Garrett Maag at Western Illinois, W 38-21, Mar. 13, 2021
Had 100 or more yards receiving	142, Bo Belquist vs. Western Illinois, W 34-10, Oct. 23, 2021
Had three 100-yard receivers	Greg Hardin (12-333), Blair Townsend (12-152) and Jameer Jackson (8-124) vs. Montana, W 40-34, Oct. 20, 2012
Had two 100-yard receivers	115, Demun Mercer and 100, Noah Wanzek vs. Sacramento State, L 34-27, Oct. 21, 2017
Caught four or more TDs	4, Kenny Golladay at Northern Arizona, L 48-27, Nov. 2, 2013
Caught three or more TDs	4, Kenny Golladay at Northern Arizona, L 48-27, Nov. 2, 2013
Caught two or more TDs	2, Travis Toivonen at Weber State, L 27-30, Nov. 9, 2019
Caught a pass of 80 yards or more	80, Greg Hardin (from Joe Mollberg) at Portland State, L 14-10, Oct. 26, 2013
Caught a pass of 70 yards or more	74, Luke Stanley (from Keaton Studsrud) vs. Cal Poly, W 31-24, Oct. 1, 2016
Caught a pass of 60 yards or more	62, Stetson Carr (from Andrew Zimmerman) at Montana, L 41-17, Oct. 14, 2017
Caught a pass of 50 yards or more	59, Otis Weah (from Tommy Schuster) vs. Western Illinois, W 34-10, Oct. 23, 2021

INDIVIDUAL RETURNS

Returned a fumble for a touchdown	Devon Kzranowski (0 yards) at Southern Illinois, L 28-31, Oct. 16, 2021
Returned an interception for a touchdown	Hayden Galvin (90 yards) vs. Missouri State, W, 44-10, Apr. 24, 2021
Returned a kickoff for a touchdown	Evan Holm (99 yards) vs. Weber State, L 30-35, Oct. 27, 2018
Returned a punt for a touchdown	John Santiago (64 yards) at Portland State, W 48-21, Oct. 28, 2017
Returned a blocked extra-point for two points	Cordero Finley vs. Black Hills State, W 53-19, Sept. 24, 2012
Returned a blocked punt for a touchdown	Hayden Reynolds vs. Missouri State, W 44-10, Apr. 24, 2021
Returned a blocked FG for a touchdown	Donnell Rodgers vs. Weber State, L, 30-35, Oct. 27, 2018

TEAM TOTAL OFFENSE

Had 600 or more yards of total offense	607 vs. Western Illinois, W 34-10, Oct. 23, 2021
Had 500 or more yards of total offense	527 vs. Drake, W 38-0, Sept. 18, 2021
Had 400 or more yards of total offense	441 at Missouri State, L 28-32, Oct. 30, 2021

TEAM MISCELLANEOUS

Recorded a safety	vs. Drake, W 47-7, Aug. 31, 2019
Recorded a shutout	vs. Drake, W 38-0, Sept. 18, 2021
Scored a defensive touchdown	at Southern Illinois, L 28-31, Oct. 16, 2021
Scored 60 or more points	69, vs. Valparaiso, W 69-10, Aug. 29, 2013
Scored 50 or more points	69, vs. Valparaiso, W 69-10, Aug. 29, 2013
Scored 40 or more points	44, vs. Missouri State, W 44-10, Apr. 24, 2021

OFFENSIVE STARTERS

OPPONENT	LT	LG	C	RG	RT	TE/WR	QB	RB	WR	WR	WR/TE
at Idaho State	Waletzko	Ventrelli	Ghadaksaz	Lavell	Kilty	Zavalney	Schuster	Weah	Maag	Cochran	Preston
at Utah State	Waletzko	Ventrelli	Ghadaksaz	Lavell	Kilty	Riviere	Schuster	Skokna	Maag	Boltmann	Preston
Drake	Waletzko	Ventrelli	Ghadaksaz	Lavell	Kilty	Zavalney	Schuster	Smith	Maag	Preston	Skokna
North Dakota State	Waletzko	Kilty	Ghadaksaz	Christian	Ventrelli	Zavalney	Schuster	Weah	Maag	Preston	Boltmann
at South Dakota	Waletzko	Kilty	Ghadaksaz	Christian	Ventrelli	Zavalney	Schuster	Weah	Belquist	Preston	Richter
at Southern Illinois	Waletzko	Kilty	Ghadaksaz	Christian	Ventrelli	Riviere	Schuster	Skokna	Belquist	Preston	Norby
at Western Illinois	Waletzko	Kilty	Ghadaksaz	Christian	Ventrelli	Zavalney	Schuster	Weah	Belquist	Maag	Cochran
at Missouri State	Waletzko	Kilty	Ghadaksaz	Christian	Ventrelli	Norby	Schuster	Weah	Belquist	Preston	Maag
Youngstown State	Waletzko	Kilty	Ghadaksaz	Christian	Ventrelli	Steckler	Schuster	Weah	Belquist	Maag	Norby
Illinois State	Waletzko	Kilty	Ghadaksaz	Christian	Ventrelli	Zavalney	Schuster	Weah	Belquist	Maag	Preston
at South Dakota State	Lavell	Kilty	Ghadaksaz	Christian	Ventrelli	Zavalney	Schuster	Weah	Belquist	Maag	Boltmann

DEFENSIVE STARTERS

OPPONENT	DE	DT	DE	LB	LB	LB	LB	DB	S	S	DB
at Idaho State	Johnson	Morrison	Seguin	Haas	Larson	Krzanowski	Turner	Siegel	Galvin	Coley	Holm
at Utah State	Johnson	Morrison	Seguin	Shannon	Larson	Krzanowski	Turner	Siegel	Nelson	Kauppinen	Holm
Drake	Johnson	Morrison	Seguin	Shannon	Larson	Krzanowski	Turner	Siegel	Galvin	Canady	Holm
North Dakota State	Johnson	Morrison	Seguin	Shannon	Larson	Krzanowski	Turner	Siegel	Galvin	Canady	Holm
at South Dakota	Johnson	Morrison	Seguin	Shannon	Larson	Krzanowski	Turner	Nelson	Galvin	Canady	Holm
at Southern Illinois	Johnson	Pierre	Seguin	Shannon	Larson	Krzanowski	Turner	Siegel	Galvin	Canady	Holm
Western Illinois	McNaboe	Pierre	Seguin	Shannon	Larson	Krzanowski	Turner	Siegel	Galvin	Canady	Holm
at Missouri State	McNaboe	Pierre	Seguin	Shannon	Larson	Krzanowski	Turner	Siegel	Galvin	Canady	Holm
Youngstown State	McNaboe	Morrison	Seguin	Shannon	Larson	Krzanowski	Turner	Siegel	Galvin	Canady	Holm
Illinois State	McNaboe	Morrison	Seguin	Shannon	Larson	Krzanowski	Turner	Siegel	Galvin	Canady	Holm
at South Dakota State	McNaboe	Morrison	Pierre	Shannon	Larson	Krzanowski	Turner	Siegel	Galvin	Canady	Holm

OVERTIME HISTORY

All-time Record: 7-3

Streak: W6

Division I

at South Dakota (11/22/2008) W, 34-31
 vs. South Dakota (9/17/2016) W, 47-44 (2 OT)

Division II

vs. St. Cloud State (10/24/1998) W, 31-28
 at NW Missouri State (11/20/1999) L, 20-13
 vs. Nebraska-Omaha (10/20/2001) L, 27-24
 at Mesa State (9/13/2003) L, 31-24
 North Dakota State (10/18/2003) W, 28-21
 at St. Cloud State (11/13/2004) W, 20-17 (2 OT)
 at Augustana (9/30/2006) W, 24-21
 at St. Cloud State (11/4/2006) W, 34-27

2022 NORTH DAKOTA FOOTBALL

CAREER STARTS

Offensive Line	18	19	20	21	22	T
Donny Ventrelli	-	8	7	11		26
Easton Kilty	-	-	2	11		13
Ben Christian	-	-	-	8		8
Colin Lavell	-	-	-	4		4
Quarterback	18	19	20	21	22	T
Tommy Schuster	-	-	7	11		18
Running Back	18	19	20	21	22	T
Luke Skokna	-	-	1	3		4
Isaiah Smith	-	-	-	1		1
Tight Ends/Fullback	18	19	20	21	22	T
Adam Zavalney	-	-	3	7		10
Jaden Norby	-	-	-	2		2
Trae Steckler	-	-	-	1		1
Wide Receivers	18	19	20	21	22	T
Garett Maag	2	11	7	9		29
Bo Belquist	-	-	5	8		13
Marcus Preston	-	-	1	8		9
Defensive Line	18	19	20	21	22	T
Jaelen Johnson	-	12	7	6		25
Jalen Morrison	-	9	7	8		24
Ben McNaboe	-	-	-	5		5
Chandon Pierre	-	-	-	4		4
Outside Linebackers	18	19	20	21	22	T
Josh Navratil	-	-	1	-		1
Inside Linebackers	18	19	20	21	22	T
Devon Krzanowski	-	-	7	11		18
Safeties	18	19	20	21	22	T
Kadon Kauppinen	-	-	2	1		3
Jayson Coley	-	-	-	1		1
Cornerbacks	18	19	20	21	22	T
C.J. Siegel	-	11	7	10		28

vs. FCS RANKED OPPONENTS (Division I era)

STATS Top 25 FCS Poll

12	Southern Illinois (11/1/2008)	L, 40-21
18	Cal Poly (10/31/2009)	W, 31-17
13	Montana (11/13/2010)	L, 27-17
23	Cal Poly (10/23/2010)	L, 22-21
22	South Dakota (11/18/2011)	W, 38-37
23	Cal Poly (9/29/2012)	L, 35-17
7	at Eastern Washington (10/6/2012)	L, 55-17
16	Northern Arizona (10/13/2012)	L, 45-38
4	at Montana State (10/27/2012)	L, 55-10
6	South Dakota State (9/7/2013)	L, 35-28
11	Montana (9/14/2013)	L, 55-17
11	Montana State (9/28/2013)	L, 63-20
6	Eastern Washington (10/12/2013)	L, 35-14
14	at Northern Arizona (11/2/2013)	L, 48-27
13	at Montana State (9/27/2014)	L, 29-18
7	Montana (10/4/2014)	L, 18-15
7	at Eastern Washington (11/1/14)	L, 54-3
22	Northern Arizona (11/15/14)	W, 30-28
4	at North Dakota State (9/19/15)	L, 34-9
16	at Portland State (10/3/15)	W, 19-17
19	at Montana (10/24/15)	L, 42-16
19	Montana State (10/31/15)	W, 44-38
16	Cal Poly (10/1/16)	W, 31-24
12	Richmond (12/3/16)	L, 27-24
25	Utah (8/31/17; first time vs. ranked FBS foe)	L, 37-16
23	at South Dakota (9/16/17)	L, 45-7
25	at Montana (10/14/17)	L, 41-17
17	at Southern Utah (11/4/17)	L, 47-21
19	Eastern Washington (11/11/17)	L, 21-14
5	at Sam Houston State (9/15/18)	W, 24-23
22	Montana (10/13/18)	W, 41-14
4	Weber State (10/27/18)	L, 30-35
1	at North Dakota State (9/7/19)	L, 7-38
21	Sam Houston State (9/14/19)	W, 27-23
21	at Eastern Washington (9/28/19)	L, 20-35
12	UC Davis (10/5/19)	W, 38-36
9	Montana State (10/26/19)	W, 16-12
3	at Weber State (11/9/19)	L, 27-30
19	at Nicholls State (11/30/19; FCS First Round)	L, 6-24
24	Southern Illinois (2/20/2021)	W, 44-21
3	South Dakota State (2/27/2021)	W, 28-17
20	South Dakota (3/4/2021)	W, 21-10
4	at North Dakota State (3/20/2021)	L, 13-34
12	Missouri State (4/24/2021; FCS First Round)	W, 44-10
1	at James Madison (5/2/2021; FCS Quarterfinal)	L, 21-34
5	North Dakota State (10/2/2021)	L, 10-16
4	at Southern Illinois (10/16/2021)	L, 28-31
17	at Missouri State (10/30/2021)	L, 28-32
12	at South Dakota State (11/20/2021)	L, 21-24

GAME 1

NORTH DAKOTA
35

IDAHO STATE
14

Defense Leads No. 8 North Dakota at Idaho State, 35-14

POCATELLO, Idaho – Offense and defense; you cannot have one without the other, and the No. 8 ranked University of North Dakota (1-0) capitalized offensively with 20 points off of turnovers to defeat the Idaho State Bengals (0-1) at Holt Arena, 35-14.

Otis Weah closed the afternoon with 114 yards on 22 attempts and three touchdowns to set a new single-game career-high in touchdowns. Quarterback Tommy Schuster finished 14-for-18 (77.8%) in the pocket, throwing for 183 yards. Adam Zavalney led the Fighting Hawks receivers with two catches for 57 yards and a touchdown.

The University of North Dakota took no time to create its own momentum. After allowing one Bengal first down on the game's opening drive, Hayden Galvin intercepted a pass on Idaho State's half of the field, setting up a 32-yard scoring drive. It took only four plays for the Fighting Hawks to score, capping it with Weah's first score from a yard out to put UND on top just 5.5 minutes into the contest.

The North Dakota defense created more offense for the Fighting Hawks, stopping the Bengals four straight times at the goal line to turn the ball over on downs. UND would march 72 yards in 10 plays to set up Adam Stage's 42-yard field goal from the middle of the field.

After receiving the second half's opening kickoff, North Dakota set up a 22-yard touchdown reception from Schuster to Adam Zavalney with a pair of Weah scampers and a 14-yard rush from Luka Skokna. The Fighting Hawks took a 17-7 lead and brought the wind back into their sails as Ray Haas recorded the first of two second-half interceptions by UND.

Haas' interception resulted in a 15-yard touchdown run by Weah for his second score of the day.

Defensive back Evan Holm opened up the fourth quarter with an interception deep in UND's side of the field and returned it 64-yards give the Hawks solid field possession. The combination of Schuster and Quincy Vaughn at quarterback chewed up the clock to set up another Stage field goal, this time from 26-yards out.

Weah's final one-yard touchdown run was set up by another turnover on downs by the Fighting Hawks defense, as well as a Matt Waletzko screenplay. The eligible tackle caught the pass and scattered four yards up the sideline but fell short of the first down.



NOTES: North Dakota scored 20 points off turnovers, picking off three passes ... Otis Weah reached 100 yards for the third time in his career; he finished with 122 yards Weah's three touchdowns were a new career-high ... Preseason All-American Matt Waletzko caught a five-yard reception inside the red zone for the Fighting Hawks, falling just short of a first down ... Quarterback Quincy Vaughn recorded an 18-yard rush on a quarterback sneak ... Noah Larson led UND with 10 tackles ... Jaxson Turner recorded one sack, improving his career total to 17.0, and moving him up to No. 5 all-time in the North Dakota record book.

NORTH DAKOTA

24

UTAH STATE

48

Hawks Challenge Early but Aggies Win the Night

LOGAN, Utah – The University of North Dakota got off to a hot start in its first FBS game since 2018, scoring 21 points in the first quarter against host Utah State. However, UND could not establish its run game and build momentum as the Aggies outscored the Fighting Hawks 21-3 in the second half to win its home-opener, 48-24.

"Utah State will challenge you. You really got to be focused against a team like that and we made some mistakes," said Head Coach Bubba Schweigert. "In the second half we just didn't get any momentum. They had it most of the half, and we got a couple of stops and forced them to kick a field goal, but other than that we just didn't have any momentum."

Quarterback Tommy Schuster passed for a career-high 348 yards while completing 29-of-43 passing. Garrett Maag led the Hawks with 81 yards receiving while Luke Skokna finished close behind with 77. The UND defense recorded eight tackles for loss on the night while recording one takeaway, an interception by C.J. Siegel that set up a North Dakota score. Ty Shannon led UND with eight tackles, including 1.5 for loss.

The lightning delay and power outage did not seem the Fighting Hawks, who went down the field 71 yards on seven plays and 2:45 as UND called a 13-yard reverse pass by Brock Boltmann to Bo Belquist for the score. Belquist extended the drive on third and 10 on a naked bootleg call, running to the corner flag, stumbling during the route but regaining his composure to put the Hawks in the red zone.

USU quickly responded with a touchdown of their own on the next drive. However, the undaunted Hawks once again reached the end zone as Schuster found Adam Zavalney for the second time this season to break the tie, 14-7. Zavalney jumped into traffic from the middle of the end zone to make the grab.

The Fighting Hawks doubled their lead on the next drive as it passed for 40 yards, and Weah broke away for a 16-yard dash on the first play of the drive. Quincy Vaughn recorded his second career touchdown pass on first and goal from the three yard line, rolling to his right and finding Tyler Burian for his first career score.

North Dakota's three passing touchdowns in the first quarter were all recorded by different passers. While the opening quarter was all North Dakota, Utah State responded in the second half with 13 unanswered points to make it a 21-20 ball game at halftime.

The second half opened with fireworks as Siegel intercepted USU quarterback Logan Bonner inside the 30-yard line to give North Dakota a short field to work with, setting up a 29-yard Adam Stage field goal to make it a four-point game, 24-20. On the next offensive play, Utah State took its first lead of the game on a 75-yard touchdown pass up the home sideline to put the Aggies in front with 9:52 left in the third quarter, 27-24.

Momentum continued to sway in Utah State's favor on the next offensive possession as it went down the field in 10 plays to force a fourth and two play from the UND three. The Aggies attempted to draw UND offside, but the disciplined defense held its ground, pressured Utah State on an errant pass attempt to the corner of the end zone and assumed possession.



North Dakota could not take advantage of the change of possession, despite two catches by Zavalney for 36 yards, though it did push Utah State to its own 19 on the ensuing punt by Cade Peterson. The Hawks had another chance to hold the Aggies to a turnover on downs on fourth and two from the three again, but USU would reach the end zone to take a two-score lead. USU continued to build its lead in the final period, scoring one more time to finish the night with 42 points.

NOTES: Following the national anthem, a lightning delay was announced 9:55 before kickoff (7:51 p.m. Central time) ... After an anticipated start of 9:17 p.m. Central time, all the lights at Maverik Stadium went out ... The game kicked off at 9:29 p.m. CT ... The University of North Dakota is now 4-for-4 in scoring after recording a takeaway converting for 20 points ... Brock Boltmann recorded his second career touchdown pass on a 13-yard reverse pass to Bo Belquist, his fourth career touchdown and first of the season ... The Fighting Hawks three touchdowns in the first quarter were completed by three different passers – Boltmann, Tommy Schuster, and Quincy Vaughn ... Tyler Burian caught his first career touchdown on Vaughn's pass attempt ... Adam Zavalney finished with a career-high five catches and 65 yards ... Finishing with 17 carries and 46 yards, tonight was the first time in Otis Weah's career in which he did not score a touchdown when he records touch, breaking a streak of nine-straight games ... The University of North Dakota is now 1-10 versus FBS foes since making the jump to FCS in 2008.

GAME 3

NORTH DAKOTA
38

DRAKE
0

No. 11 Hawks Blank Drake to Extend Home Winning Streaks, 38-0

GRAND FORKS, N.D. – The University of North Dakota extended its streak to 12-straight home wins and 35 consecutive home opening wins as the Fighting Hawks (2-1) shutout Drake (1-2) at the Alerus Center in the Hawks 38-0 victory. It was the first UND shutout since the 2017 home-opener in 2017 against Missouri State.

While the Hawks registered 527 yards of offense, they turned the ball over five times, including four fumbles while the defense intercepted three passes and Sammy Fort recovered a muffed punt return to lead to UND's final score.

"I thought our defense played well and really led us tonight, but we got to do better on offense. We were moving the ball, but we weren't giving ourselves a chance," said Head Coach Bubba Schweigert. "When you turn the ball over, it makes it really hard and it leaves a tough taste in your mouth. We'll take the win, and I thought our guys played hard; we just got to have better discipline and take care of the ball."

Luke Skokna and Isaiah Smith combined for 248 yards and two touchdowns with Smith leading the Hawks with 125 yards and a score on 12 carries. It was both backs first 100-yard rushing games. Defensively Jordan Canady and Jayson Coley each posted big returns from interceptions as the defense pressured the Bulldogs and stopped them behind the line of scrimmage seven times.

In the first two offensive series of the game, Skokna recorded a 51-yard touchdown run and followed up with a 48-yard rush on the next to quickly help the Hawks take an early 14-0 lead in the quarter. UND added 10 more points in the ensuing period as Adam Stage converted his fourth field goal of the season from 21-yards out and Smith recorded his first career touchdown.

North Dakota amassed 364 yards on 45 plays for an 8.1 yard per play average as the running back closed the first quarter with 101 yards on three carries and tallied 167 all-purpose yards in the opening half to surpass the career-high he set last week at Utah State. Defensively North Dakota held the Bulldogs to two first downs and 99 yards of offense, while forcing them to go 0-for-7 on third down conversions.

By the end of the third quarter, Skokna and Smith had both reached 100-yards rushing, becoming the first tandem since James Johannesson and Brady Olivera Oct. 20, 2018 to reach the plateau.

With numerous players getting reps in the final quarter, the Fighting Hawks defense was able to hold the Drake offense scoreless and limit them to a mere 163-yards of total offense. The Bulldogs were 2-of-17 on third down conversions when the final cannon sounded following Matt Koshiol's shutout sealing interception in the end zone.



NOTES: The Fighting Hawks debuted new green uniforms against Drake ... The defensive shutout was UND's first since Sept. 9, 2017 versus Missouri State (34-0) ... This was the Fighting Hawks have intercepted three passes in two of its first three games this season ... North Dakota has not lost a home-opener since 1986, a streak of 35-straight wins ... UND has won its last 12 games at the Alerus Center ... Luke Skokna rushed for 101 yards on three carries in the first quarter to record his first 100-yard game as a Fighting Hawk ... He finished with 197 all-purpose yards, setting a new career-high one week after his previous best of 145 ... Skokna's 51-yard touchdown run was UND's longest play from the line scrimmage this season ... Weah did not suit versus Drake ... Jack Wright led the UND receivers with 53 yard on three catches, including a team-best 30 yards on a catch ... Austin Clementson registered his first rushing touchdown of the season ... Tommy Schuster was 23-for-36 passing with 234 yards and two touchdowns ... Wyatt Pedigo was a machine in the second half, recording a UND-best six tackles including one for loss ... North Dakota led possession for the third-straight game this season with a final time of 31:42 ... The offense featured a good balance with 288 rushing yards and 239 passing.

NORTH DAKOTA

10

NORTH DAKOTA STATE

16

Defensive Battle Goes to Bison, 16-10

GRAND FORKS, N.D. – The 114th meeting between No. 10 North Dakota (2-2, 0-1 MVFC) and No. 5 North Dakota State (4-0, 1-0 MVFC) was a stingy defensive affair with both teams failing to reach 300 yards of offense and scoring only one touchdown each in the second-best attended UND football game in Alerus Center history (12,846). However, the Bison's three field goals to the Fighting Hawks one proved to be the difference as UND fell to its rival, 16-10.

"I was really proud of our guys today. We knew it was going to be a physical game and I think our guys really brought it, but we came up short," said Head Coach Bubba Schweigert. "It's really valuable that our program played with a lot of class and played hard and played the way the game is supposed to be played and I'm really proud of our guys for that. We played against a tough opponent and it was a good build up to the game and we handled it well."

With a sea of Kelly Green and White behind them, the North Dakota defense took advantage of the atmosphere, applying constant pressure on NDSU quarterback Quincy Patterson and the backfield, stopping the Bison 11 times behind the line of scrimmage. Middle linebacker Devon Krzanowski racked up 10 tackles alongside middle mate Noah Larson, but Krzanowski amassed three tackles for loss with a sack to his credit.

North Dakota State was able to gain just enough yards offensively to get itself in field goal range on its second as Jake Reinholz put the Bison on the scoreboard with 4:55 left in the first quarter with a 45-yard field goal. UND responded on the very next drive as Bo Belquist hauled in a 30-yard touchdown in the front corner of the end zone, putting the Hawks in control, 7-3.


The Bison scored again on the very next drive as Reinholz knocked down a 34-yarder to make it a 7-6 game, where it stayed through halftime. The Hawks outgained NDSU 159-153 in offensive yards in the half, but the Bison controlled the clock thanks to their 102 rushing yards. The UND defense allowed 51 passing yards in the first half and only allowed six more the rest of the night as NDSU totaled 57 on the afternoon.

The Fighting Hawks found yardage in short bursts and converted five third downs to North Dakota State's three, two turnovers on down – including one on UND's 20-yard line – made the difference for NDSU. Reinholz converted his third field goal to put the Bison ahead with 6:54 remaining in the fourth.

The game's only turnover on the edge of the Fighting Hawks red zone did not allow North Dakota to reclaim its lead late in the third period, shifting a little more momentum to the Bison. Fullback Hunter Luepke set up NDSU's final touchdown, powering his way to the red zone, where Patterson finished it off for the Bison with his three-yard rushing score.

Adam Stage closed out the scoring with a 46-yard field goal with 16 seconds left in regulation.

In the postgame press conference, Coach Schweigert added, "we need to find a way to make some more plays. I made a decision to put our defense into a tough spot and our team responded well. It's tough when you make those calls and when they don't work, you got to live



with it. It was a tough decision to put our defense in that spot, but we got to live with it. I don't know if I'll sleep tonight but we gotta live with it."

Quarterback Tommy Schuster was 18-for-32 passing with 176 yards and one touchdown in the contest, favoring Luke Skokna, Jack Wright, and Belquist, who combined for 14 catches led by Skokna's six for 50 yards.

NOTES: Otis Weah reached 1,000 career yards in the contest, finishing with 85 yards on 19 carries ... Punter Cade Peterson placed two of his five punts inside the 20, including one at the one-yard line in the fourth quarter ... The NDSU win was its first-ever in the Alerus Center and its first in Grand Forks since 1997 ... Grand Forks native Ben Christian earned his first career start at left guard ... The UND offensive line, who shifted Donny Ventrelli to right tackle, and Easton Kilty to right guard with Colin Lavell out, only allowed three negative plays and just its second sack of the season ... Possession was nearly even in the final three quarters but favored the Bison, 23:02-21:58 ... The loss to No. 5 North Dakota State was the Hawks first to a top-5 foe since Oct. 27, 2018 to No. 4 Weber State, 35-30 ... North Dakota is now 8-2 against ranked foes at home and 1-2 versus those in the top-5.

GAME 5**NORTH DAKOTA
13****SOUTH DAKOTA
20****South Dakota Outslugs No. 13 North Dakota,
20-13**

VERMILLION, S.D. – No. 13 North Dakota mustered only 258 yards of total offense and one touchdown, falling to South Dakota, 20-13, from the DakotaDome in Vermillion, S.D. on Saturday.

UND (2-3, 0-2 MVFC) just couldn't seem to find its rhythm on offense, entering the red zone only twice in the contest to drop its second straight conference bout.

For the second straight week, the Fighting Hawks defense swallowed up the attack of the Coyotes for a majority of the tilt. UND held the Yotes to just 179 yards through the air; however, the hosts held the ball for over 34 minutes and rushed for 189 yards to notch the upset.

Tommy Schuster finished 24-of-37 for 208 yards and a touchdown while USD's Carson Camp was sacked three times but completed nearly 70 percent of his passes and two touchdowns.

The ground game couldn't find its footing on the turf in Vermillion, with Otis Weah scampering for 58 yards on 15 carries to lead the Hawks. Travis Theis broke out with 138 yards on 23 carries, including a few key runs on the final drive of the game, to lead all rushers for USD.

Neither team turned the ball over but the UND special teams came up with a big play on a blocked punt by Jayson Coley.

South Dakota has proved to a team that thrives in the first half, and it looked that way early. The Coyotes punched it in on their first possession to take a 7-0 lead and looked poised to do it again on the second, but the UND defense held strong to force a field goal.

Facing a 10-0 deficit on the road, Schuster and offense got it going on a big third down play when the sophomore quarterback found Jake Richter for 29-yard strike to move into USD territory. That play seemed to ignite the offense on the drive, with Schuster dropping a pass to Brock Boltmann for the touchdown to cut the lead to 10-7.

Despite a blocked punt by Coley as well as a pair of sacks on defense, UND could not get inside the red zone for the remainder of the half to send both teams into the locker room with a 10-7 Coyote lead.

The opening of the second half mirrored the start of the first, with UND going 3-and-out before a 9-play, 68-yard drive capped off by a touchdown pass to give the Coyotes a 17-7 lead with just over eight minutes remaining in the third quarter.

After a stop by the UND defense, the offense was able to move into scoring position to cut the game to one possession once again. Brady Stevens connected on a 41-yard attempt, the first of his career, to trim the deficit to 17-10 at the end of the three quarters.

The fourth quarter turned into a kicking contest, with both sides trading a field goal to keep it a one-score game at 20-13, but South



Dakota was able to pick up a few key first downs to run out the clock and hold on for the 20-13 victory.

NOTES: UND drops to 62-31-5 in the all-time series and 25-21-3 in Vermillion ... The Hawks have now dropped three straight at the DakotaDome dating back to 2008 ... UND was penalized six times for 50 yards while USD had four flags for 50 yards ... USD won the time of possession battle, 34:12-25:48 ... UND finished just 2-of-11 on third down ... Brady Stevens connected on both of his field goal attempts, the first two of his career ... Cade Peterson booted three of his punts inside the 20-yard line.

NORTH DAKOTA

28

SOUTHERN ILLINOIS

31

No. 4 SIU Holds Off No. 22 UND, 31-28

CARBONDALE, Ill. – No. 4 Southern Illinois held off an upset bid from the injury-plagued No. 22 Fighting Hawks, 31-28, on Saturday afternoon from Saluki Stadium in Carbondale.

UND (2-4, 0-3 MVFC) ran 28 more plays and accumulated 474 total yards compared to just 363 for the Salukis (6-1, 4-0 MVFC), but a pair of missed kicks late in the game allowed the Salukis to survive.

Tommy Schuster finished with 267 yards through the air on 31 completions for a pair of touchdowns to lead the UND offense. The sophomore once again was clean in the pocket, not turning the ball over or taking a sack. With Garrett Maag missing his second straight game, Bo Belquist and Jake Richter became Schuster's favorite targets, as Belquist hauled in eight catches for 55 yards and Richter tallied six grabs for 82 yards.

Isaiah Smith filled in for Otis Weah, who did not play in Saturday's contest, with his second-career 100-yard rushing game. The rookie scampered for 111 yards on 17 carries and a touchdown. Luke Skokna added 42 yards on seven carries while also catching a pair of passes.

It was tackle-by-committee for the Fighting Hawks on defense, with 25 players making at least one tackle. Devon Krzanowski led the way with nine tackles and a fumble recovery in the end zone for the first score of the contest for UND.

UND made its living with sacks and turnovers, with the Hawks getting to Nic Baker four times. The green and white also forced a pair of turnovers, as Jaelen Johnson forced a fumble that led to the Krzanowski touchdown and Caleb Nelson recording his first-career interception that resulted in a game-tying touchdown late in the first half.

Playing in front of a sold-out stadium on homecoming, No. 4 SIU got off to the start it wanted. The Salukis struck for touchdowns on their first two possessions to quickly jump out to a 14-0 lead in the first quarter, but the Hawks' defense stepped up to make the first big play.

Backed up at its own 11, Baker was flushed from the pocket and sacked by Johnson, forcing the ball to fall into the end zone where Krzanowski pounced on the ball to cut the deficit to 14-7. It marks the second time in two games against SIU that Krzanowski has scored a touchdown, returning a fumble for a score on Feb. 20, 2021.

SIU was able to restore its 14-point lead, 21-7, early in the second quarter, but the defense started to batten the hatches for the remainder of the half. Following only a 21-yard punt, UND took over at midfield and started to get some mojo on offense. Led by the rushing attack of Quincy Vaughn, the Hawks marched to the 16 before Schuster found Austin Clemetson for nine yards on a fourth down play to set up a first and goal. Two plays later, a strike from Schuster to Adam Zavalney in the back of the end zone cut the score to 21-14 with 47 seconds to play in the opening half.

The defense stepped up again on the second play of the ensuing drive, with Nelson darting in front of a Baker pass for his first-career interception and gave the ball back to UND at the SIU 49 with 26 seconds to work.

After a screen to Clemetson for 18 yards got the drive going, Schuster fired a ball up to Richter, who made a falling, one-handed catch at the 1-yard line with just under 10 seconds remaining in the half. On the next play, Schuster navigated the pressure and found Brock Boltmann for his second straight game with a receiving touchdown and a tie game.



Out of the half, the momentum stayed with the visitors. Hayden Galvin came up with a sack on first down that led to a 3-and-out, where Kason Kelley busted through to block the punt and put UND right back into the red zone. The momentum flipped back to SIU, blocking a field goal attempt by Brady Stevens to keep the score tied at 21.

Late in the third quarter, SIU took the lead on a 58-yard touchdown strike to move in front, 28-21, but once again UND responded. A couple of big runs from Smith, followed by a pair of Schuster completions to Boltmann and Richter marched the Hawks inside the SIU 10. Smith capped off the drive with a 3-yard touchdown run to bring the score back to even, 28-28, with seven minutes to play.

Southern Illinois restored the lead, 31-28, with a field on the next drive, but UND had two final chances to answer. The Hawks brought it into SIU territory twice, but a pair of missed kicks allowed the Salukis to survive for the 31-28 win.

NOTES: UND drops to 1-2 all-time vs. Southern Illinois ... The Hawks have not allowed a 200-yard passer in five games against FCS opponents ... UND held a 474-363 yard advantage ... The Hawks did not turn the ball over for the second straight game ... Otis Weah, Adam Stage, Garrett Maag, Jalen Morrison and Josh Navratil were all held out of Saturday's game ... UND has lost three MVFC games by single digits.

GAME 7**NORTH DAKOTA****34****WESTERN ILLINOIS****10****Defense Dominates Second Half in 34-10 Homecoming Win**

Grand Forks N.D. – North Dakota shut out Western Illinois in the second half to run away with a 34-10 homecoming win inside the Alerus Center. The Fighting Hawks defense limited Western Illinois to just 99 yards of total offense in the second half.

North Dakota (3-4, 1-3) was efficient and balanced offensively scoring 17 points in each half rolling up over 600 yards in total offense in the game. It was the first time since the season opener and the fourth time in his career that Weah went over the 100-yard rushing mark.

On the ground, Otis Weah rushed 18 times for 125 yards and a touchdown while Gaven Ziebarth carried it 15 times for 110 yards. It was the first time since the season opener and fourth time in his career that Weah went over the 100-yard mark.

In the passing game, Tommy Schuster was 21-32 for 274 yards and an eight-yard touchdown pass to Brock Boltmann to go up 24-10 early in the third. Schuster's prime target was Bo Belquist who hauled in 8 passes for 142 yards and the game's first score, a 45-yard pass from Jake Richter on a reverse pass six minutes in.

Defensively Hayden Galvin led the charge with six tackles including five of them solo. The Hawks tallied three sacks one each by Ben McNaboe, Ty Shannon and Wyatt Pedigo. Brett Holinka's defense forced two turnovers including a great play on a tipped ball by Sammy Fort which was the final blow for the downtrodden Leathernecks midway through the third quarter.

Western Illinois' lone touchdown came ten minutes into the game answering Belquist's score as Connor Sampson connected with Dallas Daniels on a 51-yard score to tie the game at seven. UND dominated the final three and a half quarters in all phases of the game.

The Hawks opened up a three-score lead with 5:36 to play in the third quarter on a play that Quincy Vaughn took the snap and handed to Belquist running to his right who threw it back to Vaughn who scored easily from 15 yards out.

Brady Stevens was 2-2 on field goals connecting from 22-yards and 23-yards away.

North Dakota dominated nearly every statistical category including going 8-for-15 on third down and only punting once in the game. Danny Freund's offense collected 31 first downs, 15 in the first half and 16 in the second half.



NORTH DAKOTA

28

MISSOURI STATE

32

Upset Bid Falls Short at No. 17 Missouri State

SPRINGFIELD, Mo. – No. 17 Missouri State (5-3, 4-2 MVFC) was on the ropes late but cashed in on turnovers to hold off an upset bid from North Dakota, 32-28, on Saturday afternoon from Robert W. Plaster Stadium.

UND (3-5, 1-4 MVFC) averaged 6.2 yards per rush and 13.2 yards per pass compared to MSU averaging 4.8 yards per carry and 12.0 yards per play through the air, but a pair of fumbles late allowed MSU to survive in the final minutes.

North Dakota held the ball for 32:48, while Missouri State had possession for 27:12. In total, MSU finished the day with 27 yards more of total offense (468-441) and held the advantage in turnovers (3-1).

Otis Weah led the Fighting Hawks offensively with 156 yards on 21 carries and three touchdowns. Isaiah Smith also spent time in the backfield, racking up 61 yards on 11 rushes.

Tommy Schuster finished with 164 yards through the air on 13 completions. Quincy Vaughn threw one pass for a 21-yard touchdown, good for the first UND score of the game. Weah was the primary target with four receptions for 25 yards. Adam Zavalney racked up the most receiving yards with 54 yards while hauling in two receptions, including the 21-yard touchdown grab.

Fifteen different Hawks recorded at least one tackle, led by C.J. Siegel with nine tackles and a four-yard TFL. Ty Shannon was next in tackles with six. Both Jaxson Turner and Noah Larson recorded a sack, while Evan Holm recorded an interception with a one-yard return.

No. 17 Missouri State found the endzone on the opening possession and led 7-0 with 8:25 left in the first quarter. The first drive stalled for UND, but Holm gave the Hawks life with just over four minutes left in the quarter when he picked off a Bear pass at the UND 25 and returned it to the 26. Missouri State had the 7-0 advantage at the end of the first quarter.

The first score in the second quarter came with 2:21 left in the half when Quincy Vaughn entered the game and threw a 21-yard TD pass to Zavalney to even the game up at 7-7.

The following possession, Missouri State used back-to-back pass completions of nine yards and a two-yard rush to get to the UND 45 with 1:39 left in the half. Another completion put the Bears at the UND 34 before a 24-yard reception put them in the redzone at the UND 10. North Dakota was able to force Missouri State into three straight incompletions to force a MSU timeout with 45 seconds left. Another incompleting and a 27-yard field goal put the Bears up 10-7 at the half.

North Dakota received the kick in the second half and used chunk plays in the form of a 29-yard rush from Smith and a 23-yard pass from Schuster to Bo Belquist to get to the MSU 23. A pass to Weah and rushes from Vaughn and Schuster put the Hawks at the MSU 3 before Weah was able to pound his way into the endzone from three-yards out to put UND up 14-10 with 11:12 left in the third quarter.

The Bears responded less than four minutes later when three-straight completions led to a 20-yard touchdown grab to reclaim the lead at 17-14.

Weah provided a spark on the following possession with a 48-yard rush to get the ball down to the MSU 14. Following an incompleting, Brock Boltmann rushed 13 yards all the way down to the MSU 1 for the 1st and goal. Weah found the endzone for the second time of the afternoon on the following play to bring the tally to 21-17.



Missouri State was able to get the ball down to the UND 22 midway through the third quarter and opted to go for it on 4th and 2, but the Fighting Hawks stood tall, forcing an incompleting and taking over on downs at their own 22 with 2:06 left in the quarter. By the end of the quarter, North Dakota had moved the ball to the UND 36 with the lead.

A 33-yard completion from Schuster to Zavalney quickly put North Dakota at the Missouri State 31 early in the fourth quarter. Shortly after the completion, Weah had an 11-yard touchdown scamper to increase the North Dakota lead to 28-17 with 13:16 left in the competition.

On the next MSU possession, the Bears completed four passes before a 12-yard touchdown run cut the score down to 28-23 with 4:33 left in the game. Missouri State attempted the two-point conversion and was successful, bringing the tally to 28-25 in favor of North Dakota.

A costly pass interference penalty late in the fourth quarter on 3rd and 1 from the UND 15 gave Missouri State 1st and goal from the UND 2. Two rushes in a row caused MSU to burn timeouts on back-to-back plays to bring up 3rd and goal from the UND 2 with 19 seconds left. A pass from Jason Shelly to Isaac Smith and a made extra point gave Missouri State the 32-28 lead with 15 seconds left in the game.

On the final possession, Missouri State picked off Schuster to hold off the upset.

GAME 9**NORTH DAKOTA
24****YOUNGSTOWN STATE
21****Hawks Overcome 11-Point Deficit, Defeat Penguins 24-21**

GRAND FORKS, N.D. – North Dakota (4-5, 2-4 MVFC) trailed Youngstown State (2-6, 1-5 MVFC) by two scores with 10 minutes left in the game, but it was the Hawks picking up the 24-21 win after scoring 14 unanswered points in the fourth quarter at the Alerus Center on Saturday afternoon.

Tommy Schuster led the offense with 191 yards through the air and two TD passes, going 23-for-35 passing. Bo Belquist was the favorite target with nine grabs for 52 yards, including a nine-yard touchdown catch. Brock Boltmann was the next most productive receiver, hauling in five receptions for 69 yards. Garrett Maag also had a touchdown grab to go with three receptions for 28 yards.

Otis Weah led UND on the ground with 14 rushes for 90 yards, including the 43-yard game-winning touchdown run with 4:05 left in regulation to give the Hawks the victory. Isaiah Smith also spent time in the backfield and put up 30 yards on six carries.

Sixteen Hawks had at least one tackle on the day and were led by Jordan Canady and Devon Krzanowski with 10 and nine tackles, respectively. Marcus Vaughn-Jones put an end to one YSU drive with an interception. C.J. Siegel, Jaxson Turner and Ben McNaboe all racked up at least 1.0 sack.

North Dakota piled up 21 first downs in the contest to Youngstown State's 17. The Hawks had 30 rushes for 163 yards and 191 yards through the air, while the Penguins recorded 45 rushes for 203 yards and finished with 75 yards through the air.

YSU took a 7-0 lead to open the game, receiving the kickoff and marching 75 yards down the field on nine plays in the first 4:27 to take the early lead. Originally, the Penguins opted to go for a two-point conversion, but it failed but was brought back with a roughing the passer penalty against UND to give YSU another attempt at the conversion. Instead, Youngstown State opted to kick the extra point to go up 7-0.


North Dakota responded less than six minutes later with a 10 play, 78-yard drive that was capped off with a nine-yard touchdown pass from Schuster to Belquist with 4:53 remaining in the opening stanza to knot the game up at 7-7.

Youngstown State started the next drive on the YSU 25 after a touchback on the kickoff. The Penguins used chunk plays, highlighted by two 18-yard runs from Jal McLaughlin and a 20-yard rush from Christi Turner to get the ball down to the UND 1 towards the end of the quarter. As time expired, YSU used a one-yard rush to get into the endzone for the second time of the afternoon and lead 14-7 at the end of the first quarter.

Following offsetting penalties to open the second half and a YSU personal foul, leading to a re-kick, North Dakota started the first drive of the half at the UND 34. A Schuster pass to Boltmann put the Hawks at the UND 39 and a face mask penalty against YSU moved it to the YSU 46. Following a pair of incomplete passes and a rush from Weah and Isaiah Smith, Schuster rushed 14 yards to the YSU 19 and put the Hawks in the redzone. A Weah rush brought UND to the YSU 18 and the drive ended with Brady Stevens putting a 32-yard attempt through the uprights to cut the deficit down to 14-10. Following the field goal, both teams had two possessions that went scoreless to end the third quarter.

YSU started the fourth quarter with 1st and 10 at the YSU 35 and opened the drive with a one-yard pass completion, followed by six consecutive runs, bringing the ball down to the UND 5 before an incomplete pass. Two plays later, Demea Crenshaw rushed into the endzone to increase the Penguin lead to 21-10 with 10 minutes left in the contest.

After that point, North Dakota put its foot on the gas pedal and scored 14 unanswered points en route to the victory. The Hawks started with the ball down 11 with 10 minutes left and threw to incompletions to begin the drive. Following that point, Schuster completed five consecutive passes to move UND down to the YSU 16. The completions went to Boltmann for 12 yards, a reception by Bo Belquist for 9 yards, a 14-yard rush from Skokna, before three consecutive completions to Wright, Skokna and Boltmann. Later in the drive a 16-yard touchdown pass from Schuster to Maag cut the lead to 21-16 with 7:23 remaining. North Dakota attempted a two-point conversion to trim the lead to three, but it failed.



Youngstown State started the next drive at their own 25 after a touchback. Jaxson Turner dropped Crenshaw for a sack back to the YSU 14 on the next play, before Canady and Quentin Seguin dropped YSU behind the line of scrimmage after a pass completion to bring up 4th down at the YSU 7.

Following a 45-yard punt, UND started with the ball at the UND 48 and trailing 21-16 with 5:09 remaining.

The Hawks went to work right away with Schuster completing a nine-yard pass to Maag to get the ball down to the YSU 43 before Weah capped off the drive on the next play with a game-winning touchdown scamper of 43 yards to put North Dakota up 22-21 with 4:25 left in the ball game. After the touchdown, the Hawks opted to go for two and converted on a pass from Schuster to Belquist to increase the lead to 24-21.

After forcing a three-and-out, Weah rushed for three yards and an unsportsmanlike penalty against YSU gave the Hawks an automatic first down at the YSU 21.

Vaughn then rushed for four yards, followed by a three-yard carry from Weah to bring up 3rd and three from the YSU 14. The Hawks then took a knee and had to attempt one more play to run the clock out, with Schuster running around in the backfield for four seconds and then intentionally lobbing the ball out of bounds towards the back of the right-side of the endzone as time expired to secure the 24-21 victory for UND.

Notes: UND now holds a 3-0 lead in the series over YSU ... Fighting Hawks ended the game on a 14-0 run ... UND won the battle of total offensive yardage (354-278) ... UND is now 1-4 in MVFC games decided by single digits this season ... North Dakota was 3-for-4 in the redzone ... this is UND's first win after trailing by 10 or more since Oct. 19, 2019, when UND overcame a 17-7 deficit to win 30-26 at Cal Poly ... this is the biggest 4th quarter comeback since trailing 31-17 on Nov. 12, 2016 vs. Northern Arizona and coming back to win 38-31.

NORTH DAKOTA**14****Hawks Win Defensive Slugfest, 14-7**

GRAND FORKS, N.D. – North Dakota (5-5, 3-4 MVFC) was knotted up at 7-7 with Illinois State (4-6, 2-5 MVFC) late, but it was the Fighting Hawks earning the 14-7 victory after a game-winning touchdown with 4:26 left in the game at the Alerus Center on Saturday afternoon.

The green and white started at the ISU 41 with 6:56 remaining in the game and got into the redzone three plays later when Tommy Schuster lobbed the ball to Brock Boltmann and Boltmann made a diving catch at the ISU 6. Three plays later, North Dakota scored the touchdown when Quincy Vaughn threw a three-yard pass to Gavin Ziebarth to put UND up 14-7 with 4:26 left in the ball game. The touchdown grab was Ziebarth's first of his collegiate career and the eventual game-winner.

Schuster led the offense, going 19-for-25 through the air for 233 yards and a touchdown. Vaughn was also in at quarterback and went 1-for-2, throwing the eventual game-winning touchdown.

Bo Belquist was the favorite target with five receptions for 50 yards, while Boltmann added four grabs for 77 yards. Jake Richter had three catches for 25 yards, including his nine-yard touchdown grab. Ziebarth also had a touchdown catch with the three-yard game-winner.

Otis Weah led the backfield with 17 rushing attempts for 80 yards, while also netting 36 receiving yards on two catches.

Jaxson Turner got to the quarterback twice, moving him to 21 sacks in his career and making him the all-time career sacks leader at the Division I level for North Dakota.

The defense was spearheaded by Quintin Seguin and Devon Krzanowski with six and five tackles, respectively. In total, 19 Hawks had at least one tackle on the day. C.J. Siegel and Josh Navratil each had 1.0 sack apiece.

The game was even throughout, with ISU winning the turnover battle (2-1), while UND held the edge in average rushing yards (3.1-2.1). The Fighting Hawks did most of their damage through the air, racking up 236 yards to 84 yards passing for the Redbirds.

North Dakota kicked off to start the game and in the first quarter alone, Illinois State had three offensive possessions and North Dakota had two offensive possessions, with neither team finding points. The biggest highlight in the first quarter for UND was Turner sacking ISU on 3rd and 8 at the ISU 27 for a nine-yard loss, moving Turner to 20 sacks, one shy of becoming the UND Division I record holder for career sacks.

ISU's biggest stop in the first quarter came at the 5:27 mark, when UND went for it on 4th and 1 at the ISU 40 and the Redbirds stuffed Weah for no gain.


Jalen Morrison provided a spark for the Fighting Hawks on the first play of the second quarter, getting his mitts on a 32-yard Illinois State field goal attempt to put an end to the Redbirds' first possession in the redzone.

UND was held to a three-and-out, and then forced an ISU fumble inside Illinois State territory to give the Hawks momentum. On 2nd and 6 from the ISU 35, Navratil got to Bryce Jefferson for a strip-sack and Noah Larson recovered the fumble at the ISU 34.

A pass from Schuster to Belquist brought the Hawks down to the ISU 24, followed by a three-yard Weah rush and then a 12-yard scamper by Schuster to bring the Fighting Hawks into the redzone at the ISU 9. On the next play, Richter hauled in a nine-yard TD grab to put North Dakota up 7-0 with 10:02 remaining in the opening half.

Later in the half, the Redbirds held the Hawks to 4th and 4 at the UND 41 but jumped offside to give UND an automatic first down with 10 seconds left. On the next play, Schuster connected to Belquist for a 26-yard pickup down to the ISU 28 and North Dakota was able to spike the ball with two seconds left to bring out Brady Stevens for a 45-yard field goal attempt. The kick had the distance but hit the right upright and North Dakota carried the 7-0 lead into the half.

Early in the second half, Cade Peterson blasted a 42-yard punt to give ISU 1st and 10 at the UND 43. Four plays later, Illinois State found the endzone on a 28-yard pass to knot the game up at 7-7 with 13:15 left in the game.

ILLINOIS STATE**7**

After a UND turnover on the following possession, the Fighting Hawks remained stout on defense once again, powered by Turner sacking Jackson Waring for a nine-yard loss to bring up 4th and 13 for the Redbirds at their own 11. The sack was Turner's 21st of his career, making him the all-time career sacks leader at the Division I level for North Dakota.

The green and white started the next offensive possession at the ISU 41 and got into the redzone three plays later, when Schuster passed to Boltmann and Boltmann came up with the ball on a diving catch at the ISU 6. Three plays later, North Dakota scored the game-winning touchdown when Vaughn had a three-yard touchdown pass to Ziebarth to put UND up 14-7 with 4:26 remaining.

On the ensuing possession, Illinois State made it down to the UND 41, until Ty Shannon and Kason Kelley met at the quarterback for a 14-yard sack to bring up 4th and 22 for the Redbirds at their own 45.

The Hawks started their final drive at their own 10-yard line and Weah scampered for 40 yards on the next play to bring the ball down to the 50, forcing ISU to use up their final timeouts following UND kneel downs. There was one second left on the clock, so North Dakota took a nine-yard loss on 4th down to allow the clock to expire for the victory.

Notes: North Dakota now leads the series 2-0 ... UND is now 2-4 in MVFC games decided by single digits this season ... the Fighting Hawks have now won two consecutive games by single digits ... Jaxson Turner is now the all-time career sacks leader at North Dakota with 21 sacks ... This is the first time UND has allowed a sack since Oct. 9 at USD.

GAME 11**NORTH DAKOTA
21****North Dakota Comes Up Short in 24-21 Loss at No. 12 SDSU**

BROOKINGS, S.D. -- No. 12 South Dakota State held off a final drive by North Dakota in the closing minute to escape with a 24-21 victory on Saturday afternoon from Dana J. Dykhouse Stadium in Brookings, S.D.

UND (5-6, 3-5 MVFC) closes out the regular season with its fifth conference loss of the season, all coming by fewer than seven points against ranked opponents who will likely be playoff bound when the selections are announced tomorrow morning.

Tommy Schuster finished with 22 completions on 37 attempts for 218 yards and one touchdown. His one interception came on the final drive of the game, when his pass was picked off to seal the win for the Jackrabbits (8-3, 5-3 MVFC). He once again spread out the passing attack, finding six-different receivers and four pass catchers having at least four receptions. The sophomore hurler was strong with his legs, rushing a career-high 10 times for 31 yards.

Otis Weah paced that ground attack, carrying it 16 times for 63 yards and scoring his ninth rushing touchdown of the year. As a team, UND finished with 111 rushing yards on 36 carries and two scores.

Bo Belquist led the Hawks with 62 receiving yards on five catches, but it was Garrett Maag who found pay dirt with four catches for 45 yards and the score. Brock Boltmann matched Belquist's five receptions to tie for the team lead, while Jake Richter finished with 51 yards on a trio of catches.

On defense, it was the secondary leading the way with Jordan Canady (8) and Hayden Galvin (7) pacing the way in tackles. Playing without starting linebacker Noah Larson, fellow MLB Devon Krzanowski totaled six stops, including four solo tackles, and a 0.5 tackle for loss.

Jaxson Turner furthered his name in the record book, totaling his 22nd career sack in a UND uniform, the most by a North Dakota player in the Division I era, while also finishing with four solo stops.

The first quarter was heavily dominated by field possession, with both defenses coming up with early stops. South Dakota State was the first team to put a drive together late in the stanza, getting a big run from Isaiah Davis, playing his first game since the second week of the season, followed by a 25-yard scamper by Pierre Strong to put the Jackrabbits in scoring position as the opening frame came to an end.

SDSU cashed in two plays later on a 17-yard touchdown strike to take a 7-0 lead to open the second quarter, but North Dakota answered with a methodical scoring drive of its own. A 14-play, 79-yard march down the field that took nearly eight minutes off the clock was capped off by a Schuster to Maag connection from 16-yards out on a back-shoulder ball to knot the score at 7-7. Third downs were the story of the drive, with UND converting all five it attempted.

Both teams exchanged punts as the half was drawing to a close, but a late score by the Jacks gave the hosts a 14-7 lead heading into halftime.

Out of the halftime break, Weah and the running game got going, with the Hawks marching 63 yards for a game-tying touchdown on the opening possession of the second half. Weah carried it four times on the drive and Quincy Vaughn polished off the drive with a 1-yard plunge over the top of the pile to even the score at 14.

The North Dakota defense made its biggest stop on the ensuing Jackrabbit possession, with the hosts marching down to the goal line and facing a 4th and goal. SDSU decided to quickly snap and try the same play that Vaughn scored on just moments prior, but the UND defense, led by Krzanowski, met the quarterback at the line of scrimmage and did not allow him to break the plane to keep the game tied.

**SOUTH DAKOTA STATE
24**

Following the stop, UND was forced to go 3-and-out and give the ball back to SDSU with good field position. The Jacks took advantage and got some luck, as Chris Oladokun's pass deflected off a host of bodies and into the hands of a Jackrabbit receiver for a touchdown and a 21-14 lead heading to the final quarter.

Just as it had done every time, North Dakota responded again. Schuster found Richter for 18 yards to start the drive before a 10-yard dart to Maag and a rush by the quarterback for 10 more set up a first and goal situation. From the seven, Weah ran through the entire SDSU defense and into the end zone to once again tie the game, this time at 21, with just over nine minutes to go in the game.

UND's defense limited the Jackrabbits to just three on the next drive, setting up the offense with a chance to win the game with a touchdown. The Hawks looked to be on the move, with Schuster converting a 4th and 3 with a 25-yard strike to Richter to move the ball into SDSU territory; however, a sack followed by an interception sealed the win for the Jackrabbits.

NOTES: This is the first time in program history that UND has lost five games by single digits in a single season, dating back to 1894 ... North Dakota was not called for a penalty in the game ... Jaxson Turner finishes first in the program's DI era for career sacks and second in overall program history with 22.0 ... Matt Waletzko and Noah Larson did not play due to injuries.