



OCT. 22, 2022 - 3 P.M.

WEEK 8

Grand Forks, N.D.
Alerus Center

Series: UND leads 47-35-5

Last Meeting: 11/20/2021

Complete Series Info on Page 6



THE MATCHUP

NORTH DAKOTA
FIGHTING HAWKS

4-2, 3-1 Missouri Valley Football Conference

Head Coach: Bubba Schweigert (Jamestown, 1985)
 Record at North Dakota (9th season): 51-42 (.548)
 Career Record (12th season): 73-63 (.537)
 vs. South Dakota State 1-1

MIDCO
SPORTS™PxP: Brian Shawn
Analyst: Ryan Kasowski

PxP: Jack Michaels
 Analyst: Tom Dosch
 Sideline: Paul Ralston
 Local: 96.1 FM

Web: Home of Economy Radio Network

SOUTH DAKOTA STATE
JACKRABBITS

6-1, 4-0 Missouri Valley Football Conference

Head Coach: John Stiegelmeier
 Record at South Dakota State (26th season): 191-112 (.630)
 Career Record (26th season): 191-112 (.630)
 vs. North Dakota: 4-7

BY THE #'S

672

All-time wins at a
program (since 1894)

9-1

The Fighting Hawks are
9-1 at home against
ranked teams since
2019

17

Tommy Schuster is 17
completions away from
becoming UND's
all-time record holder
for career completions

1

This will be the first time
UND has hosted the No.
1 team in its Division
I era

INSIDE THE GAME

NO. 20 NORTH DAKOTA TO HOST TOP-RANKED SOUTH DAKOTA STATE

The Fighting Hawks will host the top-ranked Jackrabbits this weekend inside the Alerus Center. Kickoff between UND and SDSU is slated for 3 p.m. The game will be televised by Midco Sports and available on the Home of Economy Radio Network with the pregame show starting at 2 p.m.

UND enters the weekend with a record of 4-2 and a 3-1 standing in the MVFC. Before the bye week last weekend, North Dakota defeated Youngstown State in Ohio, 35-30, on Oct. 8. The Fighting Hawks looked to have momentum with a 35-24 lead midway through the fourth quarter, but after a Penguin touchdown trimmed the lead to 35-30 with just under six minutes left, the game remained in the balance until a Jayson Coley sack late and a C.J. Siegel open-field tackle on fourth down allowed the Hawks to escape with the 35-30 victory.

SDSU comes into the weekend with a 6-1 record and a conference mark of 4-0. Last weekend, then-ranked No. 2 South Dakota State defeated then-ranked No. 1 North Dakota State inside the Fargodome, 23-21. The Jackrabbits outscored the Bison, 16-0, in the second half to come away with the victory. South Dakota State marched all the way down to the NDSU 1 with 3:49 left to play and took the lead with a Hunter Dustman 18-yard field goal. The Bison had a chance with the ball late, but Dalys Beenum sealed the Jackrabbit victory, breaking up a pass on fourth down to give the Jacks the ball back late.

North Dakota and South Dakota State have met on the gridiron 87 times, with UND holding a 47-35-5 lead in the series. NoDak holds a 28-17-3 edge all-time at home in the series. This will be the first time UND has hosted a No. 1 team inside the Alerus Center in its Division I history and the first-time hosting No. 1 since Nov. 10, 1990.

BREAKDOWN

RUSHING

UND: Tyler Hoosman 76 for 473 yds (6.2 ypc), 7 TD
 SDSU: Isaiah Davis 130 for 740 yds (5.7 ypc), 6 TD

PASSING

UND: Tommy Schuster 127-for-185, 1,425 yds, 8 TD/2 INT
 SDSU: Mark Gronowski 107-for-175, 1,271 yds, 10 TD/3 INT

RECEIVING

UND: Bo Belquist 34 for 396 yds (11.7 ypc), 2 TD
 SDSU: Jaxon Janke 30 for 361 yds (12.0 ypc), 4 TD

DEFENSE

UND: Kadon Kauppinen 36 tackles (17 solo), 2.0 TFL, 1 FF, 2 PBU
 SDSU: Adam Bock 57 tackles (31 solo), 4.5 TFL, 3.0 sacks, 1 FF

UND	TEAM	SDSU
28.8	SCORING/GAME	26.4
133.3	RUSHING/GAME	171.1
129-191-2	PASSING (C-A-INT)	107-177-3
238.9	PASSING/GAME	181.6
372.2	TOTAL OFFENSE/GAME	352.7
+1.0	TURNOVER MARGIN	+7.0
30.7	PTS ALLOWED/GAME	13.4
154.5	OPP. RUSH YDS/GAME	67.1
134-195-3	OPP. PASSING (C-A-INT)	109-189-9
285.3	OPP. PASS YDS/GAME	178.6
439.8	OPP. TOTAL OFFENSE/GAME	245.7

2022 SCHEDULES

NORTH DAKOTA

Overall (Missouri Valley): 4-2 (3-1)					
Home: 2-0		Road: 2-2		Neutral: 0-0	
Rank	Opponent (Rank)	Time/Result	TV	Attend.	
September					
3	at Nebraska	L, 17-31	BTN	86,590	
10	RV/RV Northern Iowa (24/24)	W, 29-27	ESPN3	9,940	
17	22/RV at Northern Arizona (RV/RV)	W, 27-24	ESPN+	7,841	
24	19/RV at Southern Illinois* (24/RV)	L, 17-34	Midco Sports Two	8,053	
October					
1	RV/NR Missouri State* (7/9)	W, 48-31	Midco Sports	10,020	
8	22/RV at Youngstown State* (NR/RV)	W, 35-30	Midco Sports Two	11,009	
22	20/RV South Dakota State* (1/1)	3 p.m.	Midco Sports		
29	Abilene Christian (RV/RV)	3 p.m.	Midco Sports Two		
November					
5	at Indiana State*	Noon	Midco Sports Two		
12	South Dakota*	Noon	Midco Sports		
19	at North Dakota State* (4/4)	2:30 p.m.	Midco Sports Two		

All times Central

Rankings: Stats Perform/AFCA

*Denotes MVFC game

SOUTH DAKOTA STATE

Overall (Missouri Valley): 6-1 (3-0)					
Home: 4-0		Road: 2-1		Neutral: 0-0	
Rank	Opponent (Rank)	Time/Score	TV	Attend.	
September					
3	2/3 at Iowa	L, 3-7	FS1	69,250	
10	2/3 UC Davis (RV/25)	W, 24-22	Midco Sports	15,182	
17	2/3 Butler (NR/RV)	W, 45-17	Midco Sports	16,414	
24	2/3 at Missouri State* (6/4)	W, 28-14	ESPN3	13,189	
October					
1	2/3 Western Illinois*	W, 34-10	Midco Sports Two	15,237	
8	2/3 South Dakota* (RV/NR)	W, 28-3	Midco Sports	19,332	
15	2/3 at North Dakota State* (1/1)	W, 23-21	Midco Sports	18,603	
22	1/1 at North Dakota* (20/RV)	3 p.m.	Midco Sports		
29	Indiana State*	2 p.m.	Midco Sports		
November					
5	at Northern Iowa*	4 p.m.	Midco Sports Two		
12	Illinois State*	2 p.m.	Midco Sports Two		

All times Central

Rankings: Stats Perform/AFCA

*Denotes MVFC game

2022 NORTH DAKOTA FOOTBALL

PROGRAM NOTES

WINNING RECORD
North Dakota holds an all-time program mark of 672-425-31 over its 127 seasons of football. Over that time, UND has won 27 conference championships, three bowl invitations, 17 NCAA postseason appearances, and the 2001 Division II National Championship.

ACADEMIC EXCELLENCE
A total of 221 student-athletes have received academic all-conference nods (145 NCC, 49 GWC, 13 BSC, 14 MVFC) and five nationally recognized scholar-athlete awards. UND has placed at least one student-athlete on the NFF and College Football Hall of Fame Hampshire Honor Society since moving to Division I in 2008.

ONE OF NATION'S TOUGHEST HOME VENUES
Over a million fans have seen UND post an 102-28 record at the Alerus Center in its 21 seasons of existence. That mark includes a 11-1 postseason record and a school-record 23-game home winning streak from 2002 to 2005.

QUICK FACTS

UNIVERSITY	
School	University of North Dakota
Location	Grand Forks, N.D. (58202)
Founded	1883
Enrollment	13,772
School Colors	Kelly Green & White
Home Arena (Capacity)	Alerus Center (12,283)
National Affiliation	NCAA Division I
Conference	Missouri Valley Football Conference
President	Dr. Andrew Armacost
Director of Athletics	Bill Chaves
Senior Woman Administrator	Kara Helmig
Faculty Athletic Representative	TBA
Athletic Department	(701) 777-2234
Ticket Office	(701) 777-0855
Press Box	(701) 792-1501/1502

FOOTBALL HISTORY

First Year of Football	1894
All-time Record	672-425-31 (127 seasons)
All-time DI Record	82-76 (14 seasons)
All-time DII Record	590-349-30 (110 seasons)

ASSISTANT COACHES

Defensive Coordinator/LBs	Brett Holinka (4th season)
Offensive Coordinator/QBs	Danny Freund (12th season)
Special Teams Coord./TEs	Shawn Kostich (9th season)
Running Backs	Steve Crutchley (1st season)
Wide Receivers	Sam King (4th season)
Offensive Line	Joe Pawlak (4th season)
Defensive Backs	Travis Stepps (7th season)
Defensive Line	Austin Flyger (3rd season)
Recruiting Coordinator/Safeties	Joel Schwenzfeier (10th season)
Video Coordinator/ILBs	Carl Reinholz (9th season)
Athletic Trainer	David Allard (4th season)
Athletic Trainer	Jeremy Glaser (3rd season)
Strength & Conditioning	Nate Baukol (20th season)
Football Operations	Travis Kahlbaugh (20th season)
Player Personnel/Football Office Ops	Joe Caulfield (1st season)

OPPONENT TRACKER

Nebraska (SEPT. 3) Overall: 3-4 B1G: 2-2 This Week: vs. Illinois Last Week: L, 43-37 at Purdue	NORTHERN IOWA (SEPT. 10) Overall: 3-4 MVFC: 2-2 This Week: vs. Missouri State Last Week: W, 41-14 vs. Utah Tech	Northern Arizona (SEPT. 17) Overall: 2-5 Big Sky: 1-3 This Week: at Idaho State Last Week: L, 56-27 at UC Davis
Southern Illinois (SEPT. 24) Overall: 5-2 MVFC: 4-0 This Week: at South Dakota Last Week: W, 30-7 vs. Western Illinois	MISSOURI STATE (OCT. 1) Overall: 2-4 MVFC: 0-3 This Week: at Northern Iowa Last Week: L, 38-21 vs. Southern Illinois	Youngstown State (OCT. 8) Overall: 3-3 MVFC: 1-2 This Week: at Western Illinois Last Week: W, 48-42 vs. Indiana State
SOUTH DAKOTA STATE (OCT. 22) Overall: 6-1 MVFC: 4-0 This Week: at North Dakota Last Week: W, 23-21 at North Dakota State	ABILENE CHRISTIAN (OCT. 29) Overall: 5-2 WAC: 2-0 This Week: BYE Last Week: W, 21-18 vs. Southern Utah	Indiana State (NOV. 5) Overall: 1-5 MVFC: 0-3 This Week: vs. Illinois State Last Week: L, 48-42 at Youngstown State
SOUTH DAKOTA (NOV. 12) Overall: 1-5 MVFC: 0-3 This Week: vs. Southern Illinois Last Week: L, 12-10 at Illinois State	North Dakota State (Nov. 19) Overall: 5-2 MVFC: 3-1 This Week: BYE Last Week: L, 23-21 vs. South Dakota State	

ATHLETIC COMMUNICATIONS

FOOTBALL CONTACT

Tyler Wells
E-mail: tyler.wells.1@und.edu
Cell: 701.317.0753

Mailing Address:
Hyslop Sports Center Rm 127
2751 2nd Ave N Stop 9013
Grand Forks, ND 58202-9013
Fax: 701.777.4352

2022 MVFC STANDINGS

TEAM	MISSOURI VALLEY		OVERALL		STRK
	CONF	OVR	HOME	AWAY	
South Dakota State	4-0	6-1	4-0	2-1	W6
Southern Illinois	4-0	5-2	2-1	3-1	W5
North Dakota State	3-1	5-2	3-1	2-1	L1
North Dakota	3-1	4-2	2-0	2-2	W2
Illinois State	2-1	4-2	3-11	1-1	W2
Northern Iowa	2-2	3-4	2-2	1-2	W1
Youngstown State	1-2	3-3	3-1	0-2	W1
Missouri State	0-3	2-4	1-2	1-2	L4
Indiana State	0-3	1-5	1-2	0-3	L5
South Dakota	0-3	1-5	1-1	0-4	L3
Western Illinois	0-3	0-6	0-2	0-4	L6

»MEDIA CREDENTIALS
Credentials will be issued ONLY to working media, sports information personnel, league officials or staff members of competing institutions with a legitimate need for access to the press box. All requests for working media credentials for the 2022 season must be made in advance with Tyler Wells (701.317.0753) in the UND Athletics Communications office.

Please make requests at least one week prior to the game you plan on covering.

»PHOTOGRAPHERS
Photographers must have a media credential issued by the UND athletics department and are reminded that they must shoot from the sideline areas outside the sideline boxes on the field.

»INTERVIEWS
Requests for interviews with players or members of the coaching staff may be made through the UND Athletics Communications office. It would be appreciated if media would call ahead to inform the athletic communications office of their attendance at practice.

NO media interviews will be conducted with players on game day prior to games.

North Dakota football will continue to hold weekly press conferences on Mondays.

»RADIO & TELEVISION
The Alerus Center press box has electronic media booths from which on-air talent may broadcast games, along with limited space above the main press box. Space is reserved for North Dakota's home radio station, for the visiting team's radio station and for TV, if necessary. Stations wishing to broadcast games are asked to contact the UND athletic communications office at least three weeks in advance of the game you intend to cover.

»PRESS BOX OPERATIONS
Flip cards, game notes, statistics and media guides will be available in the press box prior to all North Dakota home games.

- Quarter flash stats, final stats and play-by-play description will be available postgame.
- The press box will be equipped with a copy machine.
- Cheering or betting in the press box will not be tolerated and violators will be asked to leave.



BUBBA SCHWEIGERT

HEAD COACH

Year at UND: 23rd year (9th as head coach)

Collegiate Experience: 36th year

Hometown: Zeeland, N.D.

Alma Mater: University of Jamestown ('91)

The 2022 season will be the ninth for head coach Bubba Schweigert. It will mark the third season as members of the Missouri Valley Football Conference.

Facing the quickest turnaround in program history, Schweigert navigated through an up-and-down second campaign in the MVFC to finish with a 5-6 record and 3-5 mark in conference play to sit just outside the playoff picture in 2021. Overall, UND lost five of its six games by single digits, becoming the first team in program history to do so, and either had the lead or had a chance to tie the game in the fourth quarter of all 11 games this season.

UND still saw six players earn all-conference honors, headlined by offensive tackle Matt Waletzko. The senior was named an All-American by five-different publications, becoming the first offensive lineman in the program's Division I era to earn that honor. Waletzko was drafted by the Dallas Cowboys in the fifth round (155th overall) of the 2022 NFL Draft.

Off the field, it was another banner year for the green and white. Eight Fighting Hawks earned a selection to the MVFC All-Academic Team, tying for the most in the league. The program also finished with a GPA over 3.0 once again and saw 17 players get named to the Dean's and President's Lists.

Despite a global pandemic and playing in the spring season, the 2020-21 campaign was a magical run for the Fighting Hawks with a 5-2 record. UND advanced to the FCS quarterfinals for the first time in program history, knocking off No. 12 Missouri State at the Alerus Center. The Hawks also became the first program in MVFC history to claim the conference title in their first year as a member to earn the 27th conference crown in program history.

North Dakota climbed the polls as well, reaching as high as No. 2 for the first time since moving to Division I after starting the season 4-0 with three of those wins coming against ranked opponents. UND defeated four ranked opponents for the first time in the DI era, all coming at home and all by double digits.

Redshirt sophomore running back Otis Weah earned All-America honors with five-different publications, freshman wide receiver Bo Belquist was selected as an FCS Freshman All-American and senior offensive lineman was an AP All-America choice. Nine-different Hawks earned All-MVFC honors, three were selected for the MVFC All-Newcomer Team, six were MVFC All-Academic selections and a trio were runners-up for major awards in the conference.

Off the field, UND kept the bar high with another pair of semesters over the 3.0 mark for GPA and Jake Rastas earned an NFF Hampshire Honor Society selection. Team captain Hunter Pinke was honored nationally with the Wilma Rudolph Student-Athlete Achievement Award, an award presented to student-athletes who have overcome great personal, academic, and/or emotional odds to achieve academic success while participating in intercollegiate athletics.

UND returned to its winning ways in 2019, reaching the FCS playoffs for the second time in four seasons with a 7-4 mark as an FCS Independent. The Hawks finished the home portion of the schedule with a perfect 6-0 mark and picked up wins over three ranked opponents. Against one of the most difficult schedules in the nation, UND battled seven ranked foes in 12 weeks and became one of only 25 FCS programs to reach the playoffs twice in the last four seasons.

Senior linebacker Donnell Rodgers became only the seventh linebacker in program history to receive multiple All-America selections by different publications in the same season since it began being tracked in 1930. Freshman defensive back CJ Siegel was named as a FCS Freshman All-American by Phil Steele while senior defensive end Mason Bennett earned AP All-America honors as well. Bennett also became only the fourth player in program history to be selected in the first round of the Canadian Football League (CFL) Draft, being selected eighth by the Hamilton Tiger-Cats.

Off the field, the Fighting Hawks put up another strong season in the classroom, breaking the program's GPA mark for a semester and eclipsing the 3.0 mark as a team once again. Three players were also named to the NFF Hampshire Honor Society, a place UND has been represented every year since joining Division I in 2008.

2018 was a bit of a roller coaster ride for Schweigert and the Fighting Hawks, finishing with their third winning season in the last five years (6-5) but coming up just short in reaching the FCS playoffs. The highs saw UND defeat No. 5 Sam Houston State, 24-23, to snap the FCS' longest-running home winning streak, erupt for 34 first-half points in a 44-14 drubbing over No. 22 Montana, racking up 480 yards on the ground in a 41-15 win at Sacramento State, and battling No. 9 Washington in Seattle. However, three losses over the final four games of the season left the Hawks at 6-5 and one of the first four teams left out of the playoff picture.

Linebacker Noah Larson was named a Jerry Rice Award finalist for his efforts, defensive end Mason Bennett was named to the HERO Sports All-America Third Team entering 2019, and wide receiver Noah Wanzek was named one of the top pass catchers in the country entering 2019 by HERO Sports.

Injuries took their toll on the roster and derailed a promising 2017 season that had UND pegged to repeat as Big Sky Champions but ended in a 3-8 campaign. All was not lost, however, as the Fighting Hawks did post their first shutout during Schweigert's tenure with a 38-0 blanking of future MVFC foe Missouri State and recorded league wins against Northern Colorado and on the road at Portland State.

Junior running back John Santiago claimed All-America honors for the third consecutive season and was joined by four other Fighting Hawks in garnering All-Big Sky accolades. The Fighting Hawks also continued their success in the classroom, matching a program record by having 18 student-athletes named to the Big Sky All-Academic team.

THE SCHWEIGERT FILE

Birthdate

- Sept. 15, 1962

Hometown

- Zeeland, N.D.

Education

- Bachelor's Degree: Business Administration - Jamestown '85
- Master's Degree: Physical Education - North Dakota '95

Family

- Wife, Laura; sons, Alex & Cooper

Coaching

- 2014-present - Head Coach
University of North Dakota
- 2008-13 - Defensive Coordinator
Southern Illinois University
- 2004-07 - Head Coach
University of Minnesota Duluth
- 1997-2003 - Defensive Coordinator
University of North Dakota
- 1990-96 - Secondary Coach
University of North Dakota
- 1989-90 - Graduate Assistant
University of North Dakota
- 1985-90 - Assistant Coach
University of Jamestown



Schweigert currently ranks sixth in North Dakota football history with 51 wins as a head coach. The Zeeland, N.D., native is also the winnigest coach for UND in its Division I era.

2022 NORTH DAKOTA FOOTBALL

Schweigert developed a nice pattern through his first three seasons as the head coach at North Dakota. Each year his squad produced more positive results than the previous one and 2016 was no exception as he was named the Big Sky and FCS Region 5 Coach of the Year.

The Fighting Hawks shared the Big Sky Conference regular season title with Eastern Washington, reeled off a 9-game winning streak and earned the No. 7 overall seed in the Football Championship Subdivision Playoffs in 2016.

After losing the first two games of the season by a combined four points, a double-overtime victory against South Dakota launched UND into Big Sky play where the Fighting Hawks ran the table. There were tight games and lopsided games, but his team always found a way to come out on top in league play and give UND its first undefeated conference record since Dale Lennon's 2003 squad went 7-0 in North Central Conference play.

The defense was once again the top-rated run defense in the league and sixth in the FCS. The unit was also tops in the Big Sky with 20 interceptions and tied for second nationally, trailing only national champion James Madison in that category.

Four Fighting Hawks earned All-America accolades, including safety Cole Reyes, who landed on six different All-America squads. The junior captain was also named the Big Sky Defensive Player of the Year. Reyes was one of 15 UND players to earn All-Big Sky honors on the field, while 18 set a program record by being named to the All-Big Sky Academic Team. Senior Brian Labat led those efforts in the classroom and also earned CoSIDA All-District 6 Team honors.

Schweigert wrapped up the 2015 season with what was the first three-game winning streak of his UND head-coaching tenure. Those three victories gave his second UND squad a 7-4 overall record and 5-3 mark in Big Sky play, which were both two-game improvements from his first season back in Grand Forks.

Schweigert's defense led the Big Sky in rushing defense for the second straight season under his watch and the offense improved immensely thanks in large part to the record-breaking production of true freshman running back John Santiago. After a 4-3 start that included the program's first victory over an FBS opponent (24-13 win at Wyoming) and first DI victory over a ranked opponent on the road (19-17 win at No. 16 Portland State), the Fighting Hawks would go on to post the program's first seven-win season since 2011.

Santiago was named the Co-Big Sky Freshman of the Year and collected All-America honors from the Associated Press and STATS, Inc. He was also a unanimous All-Big Sky first team performer and was joined on that team by senior linebacker Will Ratelle and offensive lineman Sean Meehan, who was also named to the AFCA All-America Team.

Eight more Fighting Hawks would garner all-league honors in 2015 as the defense once again ranked among the tops in the Big Sky, ranking first in rush defense and second in total defense.

In the classroom, 17 UND football players were named to the All-Big Sky Academic Team, breaking the previous year's record by one.

In his first season back at UND, Schweigert's 2014 squad won five games overall, which was a two-game improvement from the previous season. The campaign was highlighted by a 30-28 upset of No. 22 Northern Arizona in the final home game of the season at the Alerus Center.

UND took the positive vibes from a victory that knocked NAU out of the FCS playoff hunt to Greeley, Colo., the next Saturday where the team closed out the season with its first Big Sky road win of the season -- a 33-14 defeat of Northern Colorado.

The defensive-minded head coach still works with the team's cornerbacks and they were part of a unit that led the Big Sky in total defense and rush defense in 2014. Two newcomers earned All-Big Sky Conference honors (KR Alex Tillman and PK Reid Taubenheim) and seven more players were named honorable mention in Schweigert's first season.

There were also 16 UND football players named to the All-Big Sky Academic team, which tied a program record for individuals honored in one season.

The Zeeland, N.D., native returned to Grand Forks after 10 years away from a program that he helped lead to the 2001 NCAA Division II national title as defensive coordinator.

Prior to his return to UND, Schweigert was the defensive coordinator at Southern Illinois for the previous six seasons (2008-13) and served as associate head coach for the last five of that stretch. His 2010 defense led the Missouri Valley in total defense and his unit finished in the top half of the league in four of his six campaigns at SIU.

In his six seasons at SIU, Schweigert coached three first team All-Americans and 20 all-conference selections (10 first team, six second team, four honorable mentions). His defensive standouts have included linebacker and 2012 graduate Jayson DiManche, currently playing for Cincinnati Bengals, and cornerback Korey Lindsey, a three-time All-American and a 2011 draft pick of the Bengals. In 2013, SIU linebacker Bryan Presume earned first team All-MVFC honors after ranking third in the league with 104 tackles. His 55 solo stops were tops in the conference.

Prior to arriving at SIU, Schweigert took on his first head coaching job at the collegiate level, leading the Division II program at Minnesota Duluth from 2004-07. He guided the Bulldogs to a 22-21 overall record during his tenure, including the program's first North Central Conference title in 2005. The NCAA playoff berth that season was the program's second in four seasons. That same season, Schweigert was also named the D2football.com Northwest Region Coach of the Year and the AFCA Division II Coach of the Year for Region 5.

This will be the second stint at UND for Schweigert. He spent 15 seasons as an assistant coach in Grand Forks (1989-2003) where he was part of eight NCAA playoff teams and six NCC title squads.

Schweigert was elevated to defensive coordinator at UND prior to the 1997 season and left for Duluth after the 2003 UND team finished as national runner-up. Schweigert was named the American Football Coaches Association Division II Assistant Coach of the Year in 2000.

In his seven seasons as UND's defensive coordinator, Schweigert's defensive players earned 14 All-America honors and 23 first-team All-NCC accolades. His 2001 defense yielded just 191.4 yards of offense and 50.3 rushing yards per game, while limiting opponents to 12.5 points per game on the way to the program's first national championship.

Schweigert began his coaching career at his alma mater, now the University of Jamestown, from 1985-1988. He earned a bachelor's degree in business administration from Jamestown and a master's degree from UND. In 2002, he was honored with Jamestown's Rollie Greeno Award for outstanding commitment in the field of education and coaching.

Schweigert and his wife, Laura, have two sons, Alex and Cooper.

SCHWEIGERT VS. OPPONENTS

Augustana	2-2
Bemidji State	2-0
Bowling Green	0-1
Cal Poly	3-0
Central Washington	1-1
Chadron State	2-0
Concordia-St. Paul	1-1
Drake	3-0
Eastern Washington	0-3
Idaho	0-1
Idaho State	2-3
Illinois State	1-0
James Madison	1-0
Mary	1-0
MSU-Moorhead	2-0
Missouri Western State	0-1
Minnesota State	2-2
Mississippi Valley State	1-0
Missouri State	3-2
Montana	1-3
Montana State	3-2
Nebraska	0-1
Nicholls State	0-1
North Dakota State	0-4
Northern Colorado	6-0
Northern Arizona	3-1
Northern Iowa	1-1
North Dakota State	0-5
Omaha	1-3
Portland State	4-0
Richmond	0-1
Robert Morris	1-0
Sacramento State	2-1
St. Cloud State	3-1
Sam Houston State	2-0
San Jose State	0-1
South Dakota	3-5
South Dakota State	1-1
Southern Illinois	1-2
Southern Utah	2-2
Stony Brook	1-1
UC Davis	2-1
Upper Iowa	2-0
Utah	0-1
Utah State	0-1
Washington	0-1
Weber State	1-4
Western Illinois	2-0
Western Washington	2-0
Wisconsin-La Crosse	0-1
Wyoming	1-0
Youngstown State	2-0

BUBBA SCHWEIGERT'S RECORD

Year	NCC*/BSC#/MVFC&	Win%	Finish	Overall	Win%
2004*	1-5	.167	6th	4-7	.364
2005*	4-2	.667	t1st	8-4	.667
2006*	4-4	.500	4th	6-4	.600
2007*	3-5	.375	t5th	4-6	.400
2014#	3-5	.375	t8th	5-7	.417
2015#	5-3	.625	t4th	7-4	.636
2016#	8-0	1.000	t1st	9-3	.750
2017#	2-6	.250	t9th	3-8	.300
2018	N/A (FCS Ind.)	--	--	6-5	.545
2019	N/A (FCS Ind.)	--	--	7-5	.583
2020\$	4-1	.800	t1st	5-2	.714
2021	3-5	.375	T4th	5-6	.455
2022	3-1			4-2	
Totals	40-37	.519		73-63	.537

*Denotes time at Minnesota Duluth

NATIONAL POLLS & THEN SOME

NORTH DAKOTA IN THE POLLS

Date	ATHLON	STATS	COACHES
Preseason	NR	NR	RV
Week 1	NR	RV	RV
Week 2	20	22	RV
Week 3	17	19	RV
Week 4	NR	RV	NR
Week 5	NR	22	RV
Week 6	17	20	RV
Week 7	17	20	RV

2022 HONORS & AWARDS

Preseason All-MVFC

Bo Belquist, WR (Second Team)
 Devon Krzanowski, LB (Second Team)
 Donny Ventrelli, OL (Second Team)
 C.J. Siegel, DB (Second Team)
 Cade Peterson, P (Second Team)

Phil Steele Preseason All-MVFC

Donny Ventrelli, OL (Second Team)
 Bo Belquist, WR (Third Team)
 Garrett Maag, WR (Fourth Team)
 Adam Zavalney, TE (Fourth Team)
 Easton Kilty, OL (Fourth Team)
 Luke Skokna, RB (Fourth Team)
 Luke Skokna, KR (Third Team)
 Luke Skokna, PR (Fourth Team)
 Cade Peterson, P (Second Team)
 Devon Krzanowski, LB (Second Team)
 C.J. Siegel, DB (Second Team)
 Ben McNaboe, DL (Fourth Team)

MVFC PLAYERS OF THE WEEK

Special Teams Player of the Week
 Cade Peterson (Sept. 18)

Special Teams Player of the Week
 Brady Stevens (Oct. 2)

Co-Newcomer of the Week
 Cole Davis (Oct. 9)

HERO SPORTS PRESEASON MARKS

- Adam Zavalney ranks as the top player to wear No. 39 in the FCS.
- Zavalney also comes into the year as the No. 21 tight end in the FCS.
- Gardner-Webb transfer Malachi Buckner comes into 2022 as the No. 19 safety in the FCS.

Stats Perform (Week 7)

1.	South Dakota State (51)	6-1	1,346
2.	Sacramento State (1)	6-0	1,243
3.	Montana State	6-1	1,225
4.	North Dakota State	5-2	1,208
5.	Weber State	6-0	1,145
6.	Holy Cross	6-0	983
7.	Montana	5-1	945
8.	Incarnate Word	6-1	940
9.	Jackson State (2)	6-0	907
10.	Chattanooga	5-1	859
11.	Mercer	6-1	785
12.	William & Mary	5-1	784
13.	Delaware	5-1	713
14.	Southern Illinois	5-2	602
15.	Samford	5-1	588
16.	Southeast Missouri	5-1	441
17.	Idaho	4-2	424
18.	UT Martin	4-2	380
19.	Richmond	4-2	364
20.	North Dakota	4-2	354
21.	Elon	5-2	285
22.	Rhode Island	3-2	246
23.	Fordham	6-1	231
24.	Austin Peay	5-2	153
25.	New Hampshire	5-2	87

Others Receiving Votes: Villanova, 74; Furman, 52; Southeastern Louisiana, 43; Stephen F. Austin, 36; Princeton, 20; Campbell, 19; **Missouri State, 18**; North Carolina Central, 13; Illinois State, 12; Eastern Kentucky, 11; **Abilene Christian, 9**.

COACHES (Week 7)

1.	South Dakota State (26)	6-1	671
2.	Montana State	6-1	621
3.	Sacramento State (1)	6-0	616
4.	North Dakota State	5-2	593
5.	Weber State	6-0	573
6.	Jackson State	6-0	513
7.	Montana	5-1	482
8.	Chattanooga	5-1	468
9.	Holy Cross	6-0	467
10.	Incarnate Word	6-1	438
11.	Mercer	6-1	403
12.	Delaware	5-1	371
13.	William & Mary	5-1	343
14.	UT Martin	4-2	295
15.	Samford	5-1	286
16.	Fordham	6-1	278
17.	Southern Illinois	5-2	237
18.	Southeast Missouri State	5-1	171
19.	Rhode Island	4-2	170
20.	Stephen F. Austin	4-3	147
21.	Richmond	4-2	124
22.	Austin Peay	5-2	93
23.	Princeton	5-0	87
24.	Idaho	4-2	57
25.	Elon	5-2	56

Others Receiving Votes: North Carolina Central, 48; Furman, 39; Villanova, 31; **North Dakota, 23**; New Hampshire, 18; Pennsylvania, 14; Florida A&M, 11; **Abilene Christian, 10**; St. Thomas (Minn.), 7; Merrimack, 5; Eastern Kentucky, 4; Illinois State, 2; Campbell, 1; Hampton, 1; Stetson, 1.

*2022 UND opponents can be found in **BOLD**

2022 NORTH DAKOTA FOOTBALL

LEADERSHIP



Grand Forks, N.D. – As voted by their peers, Garrett Maag, Donny Ventrelli, Devon Krzanowski, C.J. Siegel and Ted Mullin were named team captains heading into the 2022 season.

Maag was a team captain during both the 2020-21 and 2021 seasons and is the lone return captain from last season. Maag has appeared in 38 games as a Fighting Hawk with 29 starts. In the UND Division I record books, Maag sits fourth in career receptions (123), fourth in career receiving yards (1,665) and third in touchdown receptions (14). In 2021, Maag started nine games at wide receiver and finished the season fifth on the team in receptions with 21 catches for 266 yards, while also averaging 12.67 yards per catch and 29.56 yards per game to rank fourth on the team in those categories. Maag produced two touchdown receptions in 2021 and earned the MVFC Commissioner's Academic Excellence Award. Coming into 2022, Maag received recognition as a fourth team wide receiver on the Phil Steele Preseason All-MVFC Team and was UND's nomination for the AFCA Allstate Good Works Team.

Ventrelli has saw action in 28 contests for UND, starting 26 of them on the offensive line. He played a key role for North Dakota's success last season, starting all 11 games and helping the Fighting Hawks rack up 1,793 yards on the ground and 2,641 yards through the air for 33 touchdowns on the season. Last year, UND ranked at the top of the conference in fewest negative plays and only allowed eight sacks the entire season. Coming into this year, Ventrelli earned accolades as a second team offensive lineman on both the Preseason All-MVFC Team and the Phil Steele Preseason All-MVFC Team.

Krzanowski has appeared in and started all 18 games at linebacker for UND after transferring from St. Cloud State. Last season, he led North Dakota with 68 total tackles (35 solo, 33 assisted) and was second on the team in tackles-for-loss with five for -17 yards. He finished the season with 1.5 sacks for -11 yards and piled up five or more tackles in eight contests. He finished the year as the No. 18 tackler in the MVFC and garnered All-MVFC Honorable Mention accolades. Krzanowski has a nose for the football and has found the endzone twice as a Hawk, both coming against Southern Illinois, once in 2020-21 and again in 2021. Entering the 2022 season, Krzanowski is high on watchlists, already being named a second team linebacker on both the Preseason All-MVFC Team and Phil Steele Preseason All-MVFC Team.

Siegel has 28 starts at defensive back as a Fighting Hawk and has appeared in 32 contests. In North Dakota's Division I record books, Siegel ranks tied for ninth in pass breakups (16) and tied for 10th in career interceptions (3). Last season, he saw action in all 11 games with 10 starts at defensive back, piling up 28 total tackles and ranking third on the team in sacks with two for -17 yards. One of his three career interceptions came at Utah State early in the season. Coming into 2022, Siegel is ranked as a second team defensive back on both the Preseason All-MVFC Team and Phil Steele Preseason All-MVFC Team. Over the summer, Siegel was ranked as the No. 24 cornerback in the MVFC by Hero Sports entering this fall.

Mullin has been a special team's standout in his career and has appeared in 23 contests at UND. Last season, he saw action in 10 games as a linebacker and special teams' contributor, putting down 11 tackles and a quarterback hurry. In 2020-21, he appeared in seven games, primarily on special teams, and had two tackles, a tackle-for-loss and his first collegiate sack in the win over No. 24 Southern Illinois.

2022 NORTH DAKOTA FOOTBALL

SERIES NOTES

- HEAD COACH JOHN STIEGELMEIER**
- John Stiegelmeier, the winningest football coach in SDSU history, has built the Jackrabbit program into a yearly contender in the Missouri Valley Football Conference and Football Championship Subdivision.
 - Overall, Stiegelmeier has led the Jackrabbits to a 191-112 record (.630 winning percentage) and is in his 26th season with the Jackrabbits.
 - With Stiegelmeier at the helm, SDSU has reached the FCS playoffs 11 times (2009, 2012, 2013, 2014, 2015, 2016, 2017, 2018, 2019, 2020-21, 2021) and is one of only two FCS programs to reach the postseason in each of the last 10 seasons.
 - SDSU has never had a losing record in MVFC play in the past 14 seasons and it has played in what has proven to be the toughest FCS program, making it the only program with that distinction.
 - During the pandemic-altered 2020-21 season, the Jackrabbits made their deepest playoff run in program history by advancing to the FCS national title game in Frisco, Texas. SDSU entered the 16-team spring playoffs as the No. 1 overall seed and reeled off three consecutive home victories before falling in the closing seconds of the national championship game to Sam Houston, 23-21.

- SCOUTING THE JACKRABBITS**
- South Dakota State enters Saturday with a 6-1 overall record and 4-0 standing in MVFC play after defeating North Dakota State, 23-21, in Fargo last weekend.
 - The Jackrabbits sit No. 1 in both the Stats Perform Poll and AFCA Coaches' Top 25, becoming the first team to enter the Alerus Center with the top-spot in UND's Division I history. It is also the first time SDSU has been ranked No. 1 in program history.
 - SDSU has a ball-hawking defense, having already intercepted nine passes this season while also recovering four fumbles.
 - Mark Gronowski is 107-for-175 through the air this season for 1,271 yards and 10 scores. He has only surrendered three interceptions.
 - Isaiah Davis is pacing the Jackrabbits on the ground, piling up 740 yards and six touchdowns on 130 carries.
 - Both Janke receivers have been dangerous this season, with Jaxon Janke leading the team with 30 grabs for 361 yards and four touchdowns. Meanwhile, Jadon Janke is next in receptions with 26 for 341 yards and three scores.
 - Adam Bock is the defensive leader with 57 tackles, over two times more than any other Jackrabbit. He has 4.5 tackles-for-loss, 3.0 sacks, one forced fumble and one fumble recovery on the year.

SERIES HISTORY (LAST 20)

- This will be the 88th all-time meeting between North Dakota and South Dakota State, with UND holding a 47-35-5 lead in the series.
- The Fighting Hawks are 5-3 against the Jackrabbits in this century.
- In the all-time series, UND holds a 28-17-3 edge at home.
- Last year, South Dakota State ended North Dakota's playoff hopes, defeating the Fighting Hawks 24-21 in the final game of the regular season.

Year	Site	Result
2021	Brookings	L, 21-24
2020-21	Grand Forks	W, 28-17
2013	Grand Forks	L, 28-35
2010	Brookings	L, 0-21
2003	Brookings	W, 25-24
2002	Brookings	W, 21-13
2001	Grand Forks	W, 44-9
2000	Grand Forks	W, 42-0
1999	Brookings	L, 7-21
1998	Brookings	W, 20-6
1997	Grand Forks	W, 28-7
1996	Brookings	L, 23-28
1995	Grand Forks	W, 14-3
1994	Grand Forks	W, 32-6
1993	Brookings	L, 0-28
1992	Brookings	W, 14-3
1991	Grand Forks	W, 36-10
1990	Brookings	W, 24-21
1989	Grand Forks	L, 13-23
1988	Grand Forks	W, 35-34

LAST MEETING

BROOKINGS, S.D. - No. 12 South Dakota State held off a final drive by North Dakota in the closing minute to escape with a 24-21 victory. With the result, UND closes out the regular season with its fifth consecutive loss of the season, all coming by fewer than seven points against ranked opponents, who will likely be playoff bound when the selections are announced Sunday morning.

Tommy Schuster finished 22-of-37 for 218 yards and one touchdown. His lone interception came on the final drive of the game when his pass was picked off to seal the win for the Jackrabbits. Schuster once again spread out the passing attack, finding six-different receivers and four pass catchers had at least four receptions.

Otis Weah paced the ground attack, carrying 16 times for 63 yards and scoring his ninth rushing touchdown of the year. As a team, UND finished with 111 rushing yards on 36 carries for two scores.

Bo Belquist led the Hawks with 62 receiving yards on five catches, but it was Garrett Maag who found pay dirt with four catches for 45 yards and the score. Brock Boltmann matched Belquist's five catches to tie for the team lead.

Defensively, it was the secondary leading the way with Jordan Canady and Hayden Galvin pacing the team with eight and seven tackles, respectively. Jaxson Turner advanced his name in the record book, tallying his 22nd career sack, the most by a North Dakota player in the Division I era, while also adding four solo tackles.

TEAM STATISTICS

	UND	SDSU
First Downs	21	21
Rushing Yards	111	129
Passing Yards	218	239
Passing (C-A-Int)	22-38-1	19-26-0
Total Offense	329	368
Plays	74	54
Fumbles (#-Lost)	0-0	1-0
Penalties (#-Yards)	0-0	4-35
Possession Time	33:01	26:59
3rd Down Conv.	13-19	3-9
Red-Zone	3-3	2-3

GAME LEADERS * Top performers from each school based on yardage.

NORTH DAKOTA	SOUTH DAKOTA STATE
Rushing	Rushing
Otis Weah 16 for 63 yds, 1 TD	Pierre Strong 12 for 72 yds
Tommy Schuster 10 for 31 yds	
Passing	Passing
Tommy Schuster 22-for-37, 218 yds, 1 TD/1INT	Chris Oladokun 19-for-26, 239 yds, 3 TD
Receiving	Receiving
Bo Belquist 5 for 62 yds	Jaxon Janke 8 for 103 yds, 1 TD
Jacob Richter 3 for 51 yds	Jadon Janke 5 for 50 yds, 1 TD
	Tucker Kraft 2 for 32 yds, 1 TD
Tackles (U-A-Total)	Tackles (U-A-Total)
Jordan Canady 7-1-8	Adam Bock 5-7-12, 1.0 TFL
Hayden Galvin 6-1-7	Isaiah Stalbird 6-2-8, 1.0 TFL
Devon Krzanowski 4-2-6, 0.5 TFL	Graham Spalding 1-6-7, 0.5 TFL

OTHER

Date	Nov. 20, 2021
Location	Brookings, S.D.
Stadium	Dana J. Dykhouse Stadium
Attendance	8,135
Time of Game	3:04
South Dakota State	24
North Dakota	21

HIGHLIGHTS

WHAT'S IN A NUMBER

- Last week, then-ranked No. 2 South Dakota State defeated then-ranked No. 1 North Dakota State, 23-21, in Fargo. With the win, the Jackrabbits will become the first No. 1-ranked team to enter the Alerus Center in North Dakota's Division I history.
- With 292 passing yards at Youngstown State, Tommy Schuster now has the most career passing yards in UND's Division I history (5,492). He passed Keaton Studsrud (2014-17), who had 5,452 yards through the air.
- Schuster is now 17 completions away from becoming UND's all-time record holder for career completions. He currently has 510 and is only trailing Todd Kovash (1987-90), who had 526 completions.
- North Dakota has three clean games without a turnover this season.
- UND has either had the lead or a chance to take the lead in the fourth quarter in 16 of its last 17 games.
- The Fighting Hawks have had 10 of their last 14 games decided by one score. North Dakota has won five of the last six one-score games.
- UND has won the time of possession battle in every game this season except two, averaging 33:30 minutes of possession, a time that is No. 3 in the conference and 15th nationally.
- Three of the final five games on North Dakota's schedule will be against teams currently receiving votes in at least one of the major polls.

THEY'RE NO. 1

- When the Jackrabbits enter the Alerus Center on Saturday, they will become the first team to visit UND's home turf with the No. 1 ranking since No. 1 North Dakota State came in with the top-ranking on Nov. 10, 1990.
- North Dakota has never hosted a No. 1 team in its Division I history.
- If UND defeats the Jacks on Saturday, it will be the first time North Dakota has hosted and beat the No. 1 team in the nation in school history.
- The highest ranked team the Fighting Hawks have played at home in their Division I history was also the Jackrabbits, coming in at No. 3 on Feb. 27, 2021. UND won that game, 28-17.

PROTECTING THE QUARTERBACK

- The protection by the Fighting Hawks offensive line has allowed North Dakota to have a completion percentage of 67.5 this season, a mark which sits 15th in the country and third in the MVFC.
- The Hawks rank fourth in the conference and 26th nationally in tackles-for-loss allowed, only being tackled behind the line 4.83 times per game.
- UND linemen do not take kindly to teams harassing the quarterback, currently ranked No. 5 in the MVFC in sacks allowed.
- The passing offense has shined this year, averaging 238.8 yards per game to sit fourth in the league.

THE TWO HEADED MONSTER

- The Fighting Hawks currently have the No. 5 and No. 15 rushers in the MVFC this year in Tyler Hoosman and Isaiah Smith. Hoosman has piled up 473 yards on the ground this season, while Smith has racked up 243 yards rushing.
- In the win over Missouri State, Hoosman piled up a career-high 147 yards on 16 carries and a touchdown, averaging 9.2 yards per carry. He broke a 55-yard run for a score in the game.
- Smith also had an impressive showing vs. MSU, racking up 78 yards on eight rushes and a score, averaging 9.8 yards per rush. He also broke a 54-yard scamper for a score.
- Both Hoosman and Smith rank towards the top of the conference in rushing yards per game, with Hoosman averaging 78.8 yards per game to sit fourth in the conference, while Smith is averaging 40.5 yards per game and is 13th in the league.
- Hoosman has three 100-yard games this season, 147 (Missouri State), 101 (Northern Iowa) and 102 (at Northern Arizona).
- The Northern Iowa transfer averages 6.2 yards per carry, ranking third in the MVFC and 20th nationally in that category.
- Hoosman has found the end zone seven times while rushing this season and ranks second in the MVFC and 16th nationally in rushing TD's.
- Hoosman's seven rushing TD's has him tied for No. 10 in UND's Division I record book for rushing touchdowns.
- The UNI transfer is averaging 7.0 points per game and is third in the conference in that category.

THIS DAY IN HISTORY

OCT. 22

RECORD: 12-9
STREAK: W1

Year	Opponent	Result
2016	at Idaho State	W, 28-21
2011	Cal Poly	L, 19-23
2005	at Minnesota State	W, 26-7
1994	Omaha	W, 40-11
1988	at Omaha	L, 7-10
1983	Omaha	W, 24-19
1977	at North Dakota State	L, 20-45
1966	North Dakota State	L, 15-18
1960	Northern Iowa	L, 3-7
1955	Minnesota State-Moorhead	W, 39-0
1949	South Dakota State	W, 19-0
1948	Northern Iowa	L, 14-26
1938	Montana	W, 7-0
1932	at North Dakota State	L, 6-7
1927	St. Thomas	W, 13-6
1921	South Dakota	W, 21-0
1910	at Hamline	L, 3-17
1900	St. Paul Central HS	W, 12-0
1899	Minnesota State-Moorhead	W, 57-0
1898	West Superior	L, 0-11
1894	Grand Forks City	W, 54-6

RECORD BREAKDOWN

Overall Record	4-2
Day Games	3-2
Night Games (5 p.m. or later)	1-0
TV Games	2-2
Scoring First	2-0
Opponent Scoring First	2-2
Leading at the Half	0-0
Trailing at the Half	2-2
Tied at the Half	1-1
Leading after Third Qtr.	2-0
Trailing after Third Qtr.	2-2
Tied after Third Qtr.	0-0
Overtime Games	0-0
Scoring less than 20 pts	0-2
Scoring 20-29 points	2-0
Scoring 30-39 Points	1-0
Scoring 40+ Points	1-0
Allowing 10 points or less	0-0
Allowing 11-20 points	0-0
Allowing 21-30 points	3-0
Allowing 31+ points	1-2
Rushing for less than 100 yds	1-1
Rushing for 100-199 yds	2-1
Rushing for 200-299 yds	1-0
Rushing for 300+ yds	0-0
Passing for less than 200 yds	0-1
Passing for 200-299 yds	4-1
Passing for 300-399 yds	0-0
Passing for 400+ yds	0-0
Totaling less than 300 yds total offense	0-1
300-399 yds of total offense	3-1
400-499 yds of total offense	0-0
500+ yds of total offense	1-0
Allowing less than 100 yds rushing	0-0
Allowing more than 100 yds rushing	4-2
Allowing less than 300 yds total offense	1-0
Allowing 300+ yds total offense	3-2
Having a 100-yd rusher	3-1
Having two 100-yd rushers	0-0
Not having a 100-yd rusher	1-1
Opp. having a 100-yd rusher	1-1
No turnovers	2-1
1-3 turnovers	2-1
3+ turnovers	0-0
No takeaways	2-1
1 or 2 takeaways	2-1
3 or more takeaways	0-0
More than 30:00 of possession	3-1
Less than 30:00 of possession	1-1

2022 NORTH DAKOTA FOOTBALL

NICKNAME HISTORY

The University of North Dakota boasts a proud history of varsity athletics nicknames. UND's first official athletics nickname was the "Flickertails," although its origin remains somewhat a mystery. The nickname made its first public appearance in a Grand Forks Herald account of UND's football loss to Minnesota on Oct. 8, 1904, 15 years after UND's first athletics contest was played. According to Lee Bohnet's A Century of UND Sports, "The author was not identified, but there is strong evidence the nickname was coined by a Minneapolis sportswriter who may have covered the game for the Herald. The writer lauded the fighting spirit of the North Dakota players."

In 1911, UND's student body officially adopted "Flickertails" as its athletics nickname. UND would remain known as the "Flickertails" (as well, unofficially, as the "Nodaks") for a third of a century, establishing an early athletics history.

In the fall of 1930, the university adopted the nickname "Sioux" for its varsity teams following a successful renaming campaign by the Dakota Student, UND's student newspaper. The word "Fighting" was later added, and UND would be known as the "Fighting Sioux" until the summer of 1912.

The university utilized several "Fighting Sioux" logos throughout the decades, perhaps most notably the green geometric logo introduced in 1976 and the most recent full-color logo was unveiled in 1999. The former was designed by an artist at the UND News Bureau, while the latter was created by noted Native American artist and UND alum Bennett Brien.

The University of North Dakota officially retired its longtime "Fighting Sioux" nickname and logo prior to the 2012-13 athletics season.

UND's varsity athletics teams operated without an official nickname, while the university continued the process of adopting the third official nickname in school history last fall. During that time, the university's varsity athletics teams will continue to be referred to as "the University of North Dakota," "North Dakota," or "UND."

Former President Dr. Robert Kelley announced in mid-November that "Fighting Hawks" would be the University's new moniker and the UND football team played under that nickname in its 2015 season finale at Cal Poly -- a 45-21 victory over the Mustangs.



The 2020-21 season was the first of the program's current helmet look. The 2016 unveiling marked the first time since the 1969 season that UND helmets were adorned with a new logo. The interlocking ND had been emblazoned on both sides of the helmets for the past 47 seasons, but were replaced in 2016 by the athletic department's new Fighting Hawks logo. The new helmets for this season feature the new logo on both sides of the helmet for the first time.

HIGHLIGHTS

- Smith put up a game-high 90 yards receiving against Youngstown State in the 35-30 victory while also having two carries for 20 yards.
- Smith enjoyed his third 100-yard rushing game of his career in the season opener, pacing the Fighting Hawks with 104 yards on just 10 carries. His 63-yard scamper against the Huskers is his career long.
- Schuster sits in the top half of the conference in passing efficiency (145.5), passing yards (1,425), passing yards per game (237.5), points per game (9.7), total offensive yardage per game (236.5) and yards per pass attempt (7.7).
- He ranks No. 8 in the conference in most points scored this season with 58.

TOMMY EFFICIENCY

- Schuster's completion percentage of 68.6 this year is third in the MVFC and 11th nationally. He leads the conference in completions per game (21.17), a mark which is also No. 23 in the country.
- On the season, Schuster is 127-for-185 for 1,425 yards, eight touchdowns and has only thrown two interceptions.
- With his 292 yards passing at Youngstown State, Schuster now has the most career passing yards in UND's Division I history (5,492 yards).
- He has also completed more passes than any other quarterback in UND's Division I history with 511 completions.
- After completing 20 passes at YSU, Schuster is now 17 completions away from becoming the all-time career completions leader in UND history. The record is 526, held by Todd Kovash (1987-90).
- Schuster is 743 yards away from becoming the all-time career passing yards leader at UND. The current record is held by Todd Kovash (1987-90) with 6,234 yards.
- Since the beginning of the season, Schuster's career completion percentage has jumped from 64.8 percent to 65.6 percent.
- The Macomb, Mich., native is No. 5 in the MVFC currently in passing touchdowns this season with eight.

- Schuster has now accounted for at least one touchdown in 15 of the last 17 games.
- UND's QB is five TD passes away from throwing more touchdown passes than anyone else in North Dakota's Division I history. He currently has thrown for 32 touchdowns in his career, trailing only Keaton Studrud (2014-17), who had 36 touchdown passes.

WHO KNOWS BO?

- Bo Belquist has led North Dakota in receptions in every game this season and has 34 grabs for 396 yards and two scores.
- His 5.7 receptions per game currently leads the MVFC and is 30th nationally.
- He ranks as the No. 6 receiver in the league in both receiving yards (396) and receiving yards per game (66.0).
- The New Rockford, N.D., native is tied for 11th in the conference in receiving touchdowns with two.
- After the touchdown reception at Northern Arizona, Belquist now sits No. 5 on UND's Division I history in career touchdown receptions with 10.
- With five catches at Youngstown State, Bo Belquist moved up to No. 5 on UND's Division I list for receptions in a career with 111 and is now No. 7 on Division I career receiving yards list with 1,186.
- His acrobatics earlier this season not only helped put UND on top of NAU late when he broke a tackle and leapfrogged a defender to put the Fighting Hawks

AT THE START

Opponent	Coin Toss	Choice	UND 1st Drive	Opponent 1st Drive	Game Captain
at NEBRASKA	NEB	DEFER	PUNT	TOUCHDOWN	KRZANOWSKI, MAAG, MULLIN, SIEGEL, VENTRELLI
NORTHERN IOWA	UNI	DEFER	TOUCHDOWN	PUNT	KRZANOWSKI, MAAG, MULLIN, SIEGEL, VENTRELLI
at NORTHERN ARIZONA	UND	DEFER	PUNT	MISSED FG	KRZANOWSKI, MAAG, MULLIN, SIEGEL, VENTRELLI
at SOUTHERN ILLINOIS	SIU	DEFER	PUNT	TOUCHDOWN	KRZANOWSKI, MAAG, MULLIN, SIEGEL, VENTRELLI
MISSOURI STATE	MSU	RECEIVE	FIELD GOAL	TOUCHDOWN	KRZANOWSKI, MAAG, MULLIN, SIEGEL, VENTRELLI
at YOUNGSTOWN STATE	UND	DEFER	TOUCHDOWN	PUNT	KRZANOWSKI, MAAG, MULLIN, SIEGEL, VENTRELLI

HIGHLIGHTS

up 20-17, it was also featured on the SportsCenter Top 10 that week, coming in at No. 4.

- Belquist entered the year as a second team Preseason All-MVFC selection by the conference and a third team selection by Phil Steele.

MAAG RETURNS

- Against Missouri State, Garrett Maag put together the second 100-yard receiving game of his career, pulling down five receptions for 104 yards and two touchdowns.
- With two TD's vs. Missouri State, Maag is currently the last Hawk to haul in two TD catches in the same game, becoming the first since Adam Zavalney had two touchdowns in the 38-21 win over Western Illinois on March 13, 2021.
- Maag is tied for seventh in the MVFC in receiving touchdowns with two this season.
- In the conference, Maag ranks 10th in receiving yards per game (52.2), 11th in both receptions per game (3.5) and yards per reception (14.9) and is 12th in receiving yards (313).
- Maag has historically been one of the favorite targets for UND quarterbacks, currently ranking third in career receptions (144), career receiving yards (1,978), and career touchdown receptions (16) in the UND Division I record book. He also is eighth in career total touchdowns scored with 16.
- After missing a portion of the 2021 season with injury, Maag returned for a fifth year and is one of the captains on the 2022 UND football team.
- This is his third consecutive year serving as a team captain, after being voted by his peers in 2019 and 2020-21.
- Maag came into the season as a fourth team Preseason All-MVFC selection by Phil Steele.

BIG TIME ZAVALNEY

- After one receiving touchdown at both Nebraska and vs. Northern Iowa, Adam Zavalney is tied for No. 6 in UND's Division I history in career touchdown grabs with 9.
- Zavalney's two TD receptions has him tied for 11th in the conference in receiving touchdowns this season with two.
- Zavalney not only scored the first touchdown in the first two games this

season, but also hauled in a 24-yard reception on third and long to put the game on ice vs. then-ranked No. 24 Northern Iowa.

- In his first touchdown grab of the season, Zavalney quieted over 85,000 fans, catching a touchdown at Nebraska to even the score up at 7-7 right before halftime, capping a 16-play, 80-yard drive.
- Ranked by Hero Sports, Zavalney comes into 2022 as the top player to wear No. 39 in the FCS and ranks as the No. 21 tight end in the FCS.

CONVERTING WHEN IT COUNTS

- The Fighting Hawks are third in the MVFC and 16th nationally in third down conversion percentage (47.2).
- UND also ranks second in the league and 22nd in the country in fourth down conversion percentage (60.0).
- North Dakota's red-zone offense converts at a rate of 90.0 percent, sitting second in the MVFC and 12th nationally.
- On the flipside, UND's red-zone defense is third in the conference, turning teams away from points 22.2 percent of the time.
- Defensively, the Hawks turn opponents away from first downs on fourth down attempts 50.0 percent of the time, ranking third in the league in that category.
- This season UND is 2-for-3 on two-point conversion attempts.

LET'S GO PEDIGO

- Wyatt Pedigo broke onto the scene this season with interceptions at Nebraska and vs. Northern Iowa. He ranks sixth in the MVFC in interceptions per game with 0.3.
- After recording an interception in the first two games of the season, teams have hesitated to throw his way ever since.
- With his two picks, Pedigo already is tied for eighth in single-season interceptions on UND's Division I list.

- Pedigo put down a career-high eight tackles (three solo, five assisted) at Northern Arizona to go with one QB hurry.

SACKNABOE

- Ben McNaboe is second in the MVFC and 25th nationally in tackles-for-loss per game with 1.3.
- He also sits third in the conference and is 26th in the country in sacks per game with 0.35.

- The Rogers, Minn., native leads the UND defense this season with 4.5 sacks for 34 yards. He also has 8.0 tackles-for-loss for 41 yards to lead the team in that category.

- McNaboe had one sack in the victory at Youngstown State and he also helped swing momentum in the win over Missouri State, getting to Jason Shelley and helping UND get the ball back midway through the third quarter with a 26-21 lead.

- McNaboe entered the year as a fourth team Preseason All-MVFC selection by Phil Steele.

DON'T FLY BY SIEGEL

- After two pass breakups against Missouri State, Siegel is now No. 8 on UND's Division I list for career pass breakups with 20.
- Teams were afraid to throw C.J. Siegel's way early in the season, but Northern Arizona tested him and paid in the form of a 50-yard interception return for touchdown for their efforts. It was Siegel's first TD of his career.
- With his pick-six at NAU, he became the first Hawk to score on an interception since Hayden Galvin took back a 90-yard interception vs. Missouri State (W, 44-10) on April 24, 2021.
- With the interception at NAU, Siegel is now tied for No. 8 on UND's Division I list for interceptions in a career with four.
- Siegel has made his presence felt in the kick return game, currently leading the league with 29.5 yards per kick return. That mark also sits 11th in the country.
- Siegel is also 15th nationally and leads the MVFC in total kick return yardage this season with 383 yards.
- He averages 72.2 all-purpose yards per game, which sits No. 18 in the league.
- Siegel entered the season as a second team Preseason All-MVFC selection by both the MVFC and Phil Steele.

SPECIAL TEAMS STAYING SPECIAL

- With the help of C.J. Siegel's return yardage, the Fighting Hawks sit second in the MVFC and 10th in the nation in kickoff returns with 26.0 yards per return.
- Cole Davis played a key role in the 35-30 win at Youngstown State, scoring the first touchdown of his career of a blocked punt with a three-yard touchdown return. With the score, he became the first player to return a blocked punt for a TD since April 24, 2021, when Hayden Reynolds blocked Missouri State and scored in the 44-10 win.

HIGHLIGHTS

- Cade Peterson has been exceptional this year with 16 punts for 653 yards. He has pinned three teams inside their own 20 and has yet to allow a return this season.
- With his first punt at Southern Illinois, Peterson became the UND Division I record holder for most punts in a career, passing Brett Cameron (2009-12). Peterson now has 181 punts in his career.
- Kicker Brady Stevens has scored 37 points this season, making him the player who has scored the 19th most points in the conference this year.
- Stevens averages 6.2 points per game, ranking ninth in the conference in that category.
- All three of UND's MVFC weekly award winners have been special teams' contributors. Cade Peterson (Special Teams POTW, Sept. 18), Brady Stevens (Special Teams POTW, Oct. 2) and Cole Davis (Co-Newcomer POTW, Oct. 9).
- As of August 2022, six former UND standouts were playing professional football.
- Fighting Hawk offensive line standout Matt Waletzko is beginning his first season in the NFL after being drafted by the Dallas Cowboys in the 2022 NFL Draft.
- Former UND wide receiver Kenny Golladay is entering his second season with the New York Giants after spending four years with the Detroit Lions.
- Recent wide receiver Travis Toivonen signed with the Minnesota Vikings, after spending the 2021 season with both the New York Giants and Seattle Seahawks.
- Former UND running back Brady Oliveira is playing in his third season with the Winnipeg Blue Bombers.
- Recent defensive back Evan Holm is on the Blue Bombers.
- Former UND standout defensive end Mason Bennett is entering his second season with the Hamilton Tiger-Cats.
- Nearly 1.1 million fans have seen UND post a 102-28 record at the Alerus Center in its 22 seasons of existence. That mark includes an 11-1 postseason record and a school record 23-game home winning streak from 2002-05.
- North Dakota has won 17 of its last 18 games inside the Alerus Center. Since Nov. 10, 2018, UND's lone home loss was a six-point defeat (16-10) to NDSU in 2021.
- Missouri Valley teams are 1-9 in the Alerus Center since the Fighting Hawks joined the league. Since 2016, MVFC teams are 1-11 inside the Alerus.
- The Hawks are 9-1 at home against ranked teams since 2019.
- In the 2020-21 season, North Dakota capped off the sixth perfect regular season and second straight since moving indoors to the Alerus Center with a 4-0 mark (2003, 2004, 2007, 2016, 2019, 2020).
- Last season, the Fighting Hawks posted a 4-1 record inside the Alerus Center and ended the home slate on a three-game winning streak, picking up the 100th victory inside the Alerus Center with a 14-7 win over Illinois State on Nov. 13.

INTO THE LEAGUE

- Last year, offensive lineman Matt Waletzko anchored an offensive line that finished the year No. 3 nationally in sacks allowed and led the MVFC. The defense also ranked No. 2 in the conference in fewest negative plays.
- During Waletzko's time on the offensive line, UND surrendered only three sacks.
- He finished the year with First Team All-MVFC honors, All-America status from five-different publications and invitations to the 2022 Reese's Senior Bowl and the NFL scouting combine.
- Waletzko was a staple for the UND offensive line and was drafted in the fifth round (155th overall) by the Dallas Cowboys in the 2022 NFL Draft, becoming the first Fighting Hawk drafted since former wide receiver Kenny Golladay was picked by the Detroit Lions in the third round (96th overall) of the 2017 NFL Draft.
- Waletzko became the first four-year player and offensive lineman selected since Chris Kuper in the fifth round in 2006 by the Denver Broncos.

PROFESSIONAL HAWKS

- For nearly three-quarters of a century, North Dakota football has developed numerous student-athletes who have gone on to enjoy distinguished careers in the professional ranks.

GETTING IT DONE IN THE CLASSROOM

- For the second consecutive season, the University of North Dakota earned the Missouri Valley Football Conference All-Academic Award
- The Conference All-Academic Award was created in 2005 to recognize team academic achievement and is based on the average student-athlete grade-point average for the previous academic year.
- North Dakota football student-athletes led the way in the MVFC with a 3.222 grade point average, trailed by Indiana State (3.214) and North Dakota State (3.124).
- The Fighting Hawks set a conference record of 3.383 grade point average in 2020-21 and the GPA of 3.222 for the 2021-22 academic year ranks No. 3 all-time in the MVFC.
- The UND football program had 32 student-athletes who recorded grade point averages this spring of 3.5 or higher, with seven student-athletes recording a perfect 4.0.

PROTECTING OUR HOUSE

- Over the last four seasons in the Alerus Center, North Dakota has held its opponents in check and only allowed 400-or-more yards of offense four times, operating with a bend, don't break mentality to lead the Fighting Hawks to victory.

PRONUNCIATIONS

AGYEKUM, Richard	Ag-jew-koom
BARETZ, Jack	Bare-lts
BECHER, Liam	Beach-err
BLUIETT, Antonio	Blue-it
BOECKER, Dylan	Bo-kurr
BORUD, Cade	Bo-Rude
BUCKNER, Malachi	Mal-uh-ky
BURIAN, Tyler	Burr-E-N
DEMONTAGNAC, Nate	De-mon-tuh-nack
Doell, Logan	Dell
HOOSMAN, Tyler	Whose-Man
IHRY, Jack	Eye-rhee
KAUPPINEN, Kadon	Kay-don
COP-uh-nen	
KOSHIOU, Matt	Kush-ull
KRZANOWSKI, Devon	Sha-NOW-ski
KUNTZ, Jack	Koon-tz
KUPFER, Nick	Cup-fer
LOTYSZ, Peyton	Loy-tuss
MAAG, Garrett	MAH-g
MCNABOE, Ben	Mack-nab-O
NAVRATIL, Josh	NAHV-rah-til
OCANSEY, Edmund	O-can-see
OGBU, Bartholomew	Oh-boo
OLIPHANT, Jake	O-luh-font
PFEFFER, Teagen	Pep-fer, Tegan
ROMFO, Simon/Grant	Rum-foe
SCHAFFNER, Noah	Sh-aff-ner
SCHUSTER, Tommy	SHOO-ster
SCHWEIGERT, Lucas	SH-why-gert
SIEGEL, C.J.	SEE-gull
SKOKNA, Luke	SKOK-nah
TEIKEN, Jack	Tie-kin
THADEN, Trace	Thay-den
ZAVALLNEY, Adam	Zah-VAL-knee
ZIEBARTH, Gaven	Gav-in Zee-barth
Coaches	
SCHWEIGERT, Bubba	SH-why-gert
FLYGER, Austin	FLEE-grr
KOSTICH, Shawn	COST-itch
PAWLAK, Joe	PAV-lick
SCHWENZFEIER, Joel	SH-wentz-fire

NUMERICAL ROSTER

NO.	NAME	POS.	HT.	WT.	YR.	HOMETOWN/PREVIOUS SCHOOL	2022 ROSTER (Alphabetical)
0	Jalen Morrison	DL	6-2	290	Gr.	Woodbury, Minn. / Woodbury	27 Richard Agyekum DB
1	Bo Belquist	WR	6-1	180	Jr.	New Rockford, N.D. / New Rockford-Sheyenne	71 Seth Anderson OL
2	Tommy Schuster	QB	6-0	195	Jr.	Macomb, Mich. / Chippewa Valley	35 Ethan Ball DB
3	C.J. Siegel	DB	6-0	180	Sr.	La Crosse, Wis. / Logan	48 Jack Baretz LB
3	Trey Feeney	QB	6-3	205	R-Fr.	Moorhead, Minn. / Moorhead	93 Elijah Beach DL
4	Malachi Buckner	DB	6-1	215	Sr.	Tucker, Ga. / Gardner-Webb	67 Liam Beecher OL
5	Clayton Bishop	DB	6-0	190	R-Fr.	Kenosha, Wis. / Indian Trail	1 Bo Belquist WR
6	Simon Romfo	QB	5-11	190	R-Fr.	Calvin, N.D. / Langdon Area	5 Clayton Bishop DB
7	Luke Skokna	RB	5-9	175	Sr.	Hinsdale, Ill. / Hinsdale Central	22 Antonio Bluiett DB
8	Edmund Ocansey	DB	6-0	175	R-Fr.	Champlin, Minn. / Champlin Park	32 Dylan Boecker LB
9	Marcus Vaughn-Jones	LB	6-3	225	Sr.	Omaha, Neb. / Creighton Prep	69 Cade Borud OL
9	Colton Hackel	QB	6-2	215	Fr.	Perham, Minn. / Perham	68 Brayden Bryant OL
10	Caden White	LB	6-3	235	Sr.	Sun Prairie, Wis. / Sun Prairie	4 Malachi Buckner DB
10	Caden Dennis	WR	6-2	170	Fr.	Kansas City, Mo. / Liberty	61 Danny Carroll OL
11	Jayson Coley	DB	6-0	180	Jr.	Markham, Ill. / Hillcrest	78 Ben Christian OL
12	Marcus Preston	WR	6-2	195	Jr.	Lawrence, Kan. / Free State	11 Jayson Coley DB
13	Jack Wright	WR	6-0	190	So.	Broken Arrow, Okla. / Regent Prep	15 Aaron Cooper LB
14	Quincy Vaughn	QB	6-4	245	Jr.	Hamilton, Ontario / Clarkson Football North	31 Cole Davis DB
15	Aaron Cooper	LB	6-2	210	Gr.	Lancaster, Calif. / Cal Poly	84 Nate DeMontagnac WR
16	Elijah Klein	WR	6-6	230	So.	Mandan, N.D. / Mandan	10 Caden Dennis WR
17	Jamal Dixon	DB	6-2	190	Fr.	Moorhead, Minn. / Moorhead	17 Jamal Dixon DB
18	Red Wilson	WR	5-9	185	Jr.	Americus, Ga. / Mesabi Range College	52 Logan Doell LB
19	Noah Schaffner	TE	6-3	210	R-Fr.	Bismarck, N.D. / Century	53 C.J. Elrichs K/P
20	Creighton Mitchell	RB	5-8	185	So.	Clive, Iowa / Valley	3 Trey Feeney QB
21	Sammy Fort	DB	6-0	195	Jr.	Lynn, Mass. / Blue Ridge	37 Sean Fenelon K
22	Antonio Bluiett	DB	6-1	185	Fr.	Buffalo, Minn. / Buffalo	60 Jagger Ferden OL
23	Devin Hembry	DB	6-2	190	Jr.	Muskogee, Okla. / Northeastern Oklahoma A&M	54 Jaden Feterl LB
24	Kadon Kauppinen	DB	6-2	210	Sr.	Sun Prairie, Wis. / Sun Prairie	30 Peyton Fisher DB
25	Teagan Pfeffer	DB	6-1	175	Fr.	Alexandria, Minn. / Alexandria	21 Sammy Fort DB
25	Trasen Pollman	WR	6-1	190	Fr.	Bottineau, N.D. / Bottineau	86 Max Gunderson TE
26	Paine Parks	LB	6-3	220	Fr.	Grand Forks, N.D. / Red River	9 Colton Hackel QB
27	Richard Agyekum	DB	5-9	170	So.	Amsterdam, Netherlands / Netherlands CSB	75 Sam Hagen OL
28	Matt Koshiol	DB	6-2	215	Jr.	Cold Spring, Minn. / Rocori	23 Devin Hembry DB
28	Gaven Ziebarth	RB	6-0	210	R-Fr.	Cambridge, Minn. / Cambridge-Isanti	32 Tyler Hoosman RB
29	Isaiah Smith	RB	6-0	200	So.	Minneapolis, Minn. / Benilde-St. Margaret's School	30 Jack Ihry TE
30	Peyton Fisher	DB	5-11	205	So.	Fargo, N.D. / Fargo North	99 Jaelen Johnson DL
30	Jack Ihry	TE	6-1	220	R-Fr.	Hope, N.D. / Hope-Page	24 Kadon Kauppinen DB
31	Cole Davis	DB	5-10	170	R-Fr.	Marengo, Ill. / Marengo	95 Steven Keech DL
32	Dylan Boecker	LB	6-2	220	So.	Menomonie, Wis. / Menomonie	42 Kason Kelley LB
32	Tyler Hoosman	RB	6-0	215	Gr.	Plainfield, Ill. / Northern Iowa	76 Brett Kelzenberg OL
33	Jett Sutton	DB	5-11	190	Fr.	Kansas City, Mo. / Oak Park	77 Easton Kilty OL
33	Garrin Sattler	WR	5-11	200	Fr.	Grand Forks, N.D. / Red River	50 Tommy Kimball LB
34	Josh Navratil	LB	6-2	220	Jr.	Pine Island, Minn. / Pine Island	16 Elijah Klein WR
35	Ethan Ball	DB	6-1	195	So.	Regina, Saskatchewan / Riffel	28 Matt Koshiol DB
36	Malachi McNeal	LB	6-0	235	R-Fr.	Waukegan, Ill. / Warren Township	44 Devon Krzanowski LB
37	Sean Fenelon	K	6-0	170	5th	West Fargo, N.D. / University of Jamestown	73 Jack Kuntz OL
37	Anthony Moe-Tucker	RB	5-11	225	Fr.	Kasson, Minn. / Kasson-Mantorville	80 Nick Kupfer WR
38	Grant Romfo	RB	6-1	205	Fr.	Calvin, N.D. / Langdon Area	72 Colin Lavell OL
39	Adam Zavalney	TE	6-4	235	Jr.	Park River, N.D. / Park River Area-Fordville-Lankin	98 Kendis Ledbetter DL
40	Haydn Stay	TE	6-4	240	Fr.	Princeton, Minn. / Princeton	66 Brady Lehman LB
42	Kason Kelley	LB	6-2	235	So.	Omaha, Neb. / Millard North	88 Luke Lennon DL
43	Jaden Norby	TE	6-3	250	So.	Evansville, Minn. / West Central Area-Ashby	79 Peyton Lotysz OL
44	Devon Krzanowski	LB	6-2	235	5th	Fond Du Lac, Wis. / St. Cloud State	89 Garrett Maag WR
44	Mason South	TE	6-2	220	Fr.	Maple Grove, Minn. / Maple Grove	49 Ben McNaboe DL
45	Hayden Stec	LB	6-1	215	Fr.	Elkhorn, Neb. / Elkhorn	36 Malachi McNeal LB
46	Ted Mullin	LB	6-1	220	Sr.	Littleton, Colo. / Columbine	
46	Josh Yon	TE	6-1	215	Fr.	Thompson, N.D. / Thompson	

2022 NORTH DAKOTA FOOTBALL

NUMERICAL ROSTER

NO.	NAME	POS.	HT.	WT.	YR.	HOMETOWN/PREVIOUS SCHOOL	
47	Bartholomew Ogbu	DT	6-3	250	Sr.	Bismarck, N.D. / North Dakota State	20 Creighton Mitchell RB
48	Jack Baretz	LB	6-3	215	Fr.	Franklin, Wis. / Franklin	37 Anthony Moe-Tucker RB
49	Ben McNaboe	DL	6-3	240	Jr.	Rogers, Minn. / Minnesota	0 Jalen Morrison DL
50	Tommy Kimball	LB	6-1	225	Jr.	Duluth, Minn. / Duluth East	46 Ted Mullin LB
51	Caleb Olson	DL	6-2	255	Fr.	Fort Ransom, N.D. / Lisbon	34 Josh Navratil LB
52	Logan Doell	LB	6-3	210	Fr.	Luxemburg, Wis. / Luxemburg-Casco	63 David Neuberger LS
53	C.J. Elrichs	K/P	6-2	180	Fr.	Olathe, Kan. / Olathe Northwest	64 Adam Neustel OL
54	Jaden Feterl	LB	6-3	225	R-Fr.	Sioux Falls, S.D. / Washington	43 Jaden Norby TE
55	Lucas Schweigert	DL	6-0	265	Fr.	Bismarck, N.D. / Century	8 Edmund Ocansey DB
57	Casey Schultz	DL	6-4	250	R-Fr.	Caledonia, Minn. / Caledonia	47 Bartholomew Ogbu DT
58	Tanner Thorsness	DL	6-3	260	Jr.	Bismarck, N.D. / Century	62 Jake Oliphant OL
59	Wyatt Pedigo	LB	6-0	230	So.	Hoisington, Kan. / Hoisington	51 Caleb Olson DL
60	Jagger Ferden	OL	6-4	285	So.	Union, Ill. / Marengo	90 Craig Orlando DL
61	Danny Carroll	OL	6-1	285	R-Fr.	Overland Park, Kan. / St. Thomas Aquinas	26 Paine Parks LB
62	Jake Oliphant	OL	6-4	295	Gr.	Spring Creek, Nev. / Northern State	59 Wyatt Pedigo LB
63	David Neuberger	LS	6-0	190	Fr.	Davenport, Iowa / Assumption	87 Cade Peterson P
64	Adam Neustel	OL	6-1	310	Jr.	Gwinner, N.D. / Milnor-North Sargent	33 Trasen Pollman WR
65	Bennett Weber	OL	6-3	300	So.	Waconia, Minn. / Waconia	25 Teagan Pfeffer DB
66	Brady Lehman	LB	6-3	205	Fr.	Jefferson, Wis. / Jefferson	12 Marcus Preston WR
67	Liam Becher	OL	6-6	305	Fr.	Iowa City, Iowa / West	38 Grant Romfo WR
68	Brayden Bryant	OL	6-2	305	So.	Ardmore, Okla. / Butler CC	6 Simon Romfo QB
69	Cade Borud	OL	6-2	310	Fr.	Pleasant Hill, Iowa / Southeast Polk	33 Garrin Sattler WR
71	Seth Anderson	OL	6-4	285	So.	Moorhead, Minn. / North Dakota State	19 Noah Schaffner TE
72	Colin Lavell	OL	6-4	300	Jr.	Parker, Colo. / Legend	57 Casey Schultz DL
73	Jack Kuntz	OL	6-4	305	So.	Devils Lake, N.D. / Devils Lake	2 Tommy Schuster QB
74	Donny Ventrelli	OL	6-4	300	Sr.	St. Paul, Minn. / Como Park	55 Lucas Schweigert DL
75	Sam Hagen	OL	6-6	310	R-Fr.	Fordville, N.D. / Park River Area-Fordville Lankin	3 C.J. Siegel DB
76	Brett Kelzenberg	OL	6-4	275	Fr.	Plymouth, Minn. / Wayzata	85 Luke Silvernale P/K
77	Easton Kilty	OL	6-5	305	So.	Stratford, Wis. / Stratford	7 Luke Skokna RB
78	Ben Christian	OL	6-2	285	Sr.	Grand Forks, N.D. / Red River	29 Isaiah Smith RB
79	Peyton Lotysz	OL	6-3	290	So.	Grand Forks, N.D. / Red River	44 Mason South TE
80	Nick Kupfer	WR	6-3	190	R-Fr.	Bismarck, N.D. / Legacy	40 Haydn Stay TE
81	Sam Strandell	WR	6-2	205	Fr.	Grand Forks, N.D. / Central	45 Hayden Stec LB
82	Trace Thaden	TE	6-7	245	Fr.	Omaha, Neb. / Millard West	85 Trae Steckler TE
84	Nate DeMontagnac	WR	6-2	185	R-Fr.	Mississauga, Ontario / Clarkson Football North	92 Brady Stevens K
85	Trae Steckler	TE	6-3	240	Sr.	Mandan, N.D. / Mandan	81 Sam Strandell WR
85	Luke Silvernale	P/K	6-0	185	Fr.	Grand Rapids, Mich. / Forest Hills Northern	33 Jett Sutton DB
86	Max Gunderson	TE	6-5	245	So.	Detroit Lakes, Minn. / Detroit Lakes	91 Jack Teiken DL
87	Cade Peterson	P	6-1	200	5th	Kewaskum, Wis. / Kewaskum	82 Trace Thaden TE
88	Luke Lennon	DL	6-5	250	Jr.	West Fargo, N.D. / West Fargo	58 Tanner Thorsness DL
89	Garett Maag	WR	6-4	210	5th	Inver Grove Heights, Minn. / St. Croix Lutheran	14 Quincy Vaughn QB
90	Craig Orlando	DL	6-3	290	So.	Verndale, Minn. / Verndale	9 Marcus Vaughn-Jones LB
91	Jack Teiken	DL	6-4	240	Fr.	Moorhead, Minn. / Moorhead	74 Donny Ventrelli OL
92	Brady Stevens	K	6-1	170	Sr.	Highlands Ranch, Colo. / Colorado	65 Bennett Weber OL
93	Elijah Beach	DL	6-3	290	Jr.	Streamwood, Ill. / Streamwood	10 Caden White LB
95	Steven Keech	DL	6-5	255	Jr.	Two Harbors, Minn. / Two Harbors	18 Red Wilson WR
98	Kendis Ledbetter	DL	6-3	270	Fr.	Sioux Falls, S.D. / Washington	13 Jack Wright WR
99	Jaelen Johnson	DL	6-2	255	Sr.	Greendale, Wis. / Greendale	46 Josh Yon TE
							39 Adam Zavalney TE
							29 Gaven Ziebarth RB

YR – eligibility for 2022 season | Roster subject to change

ROSTER BY LOCATION

Minnesota (27)

#0 Jalen Morrison, DL
 #3 Trey Feeney, QB
 #8 Edmond Ocansey, DB
 #9 Colton Hackel, QB
 #17 Jamal Dixon, DB
 #22 Antonio Bluiett, DB
 #25 Teagan Pfeffer, DB
 #28 Matt Koshiol, DB
 #28 Gaven Ziebarth, RB
 #29 Isaiah Smith, RB
 #34 Josh Navratil, LB
 #37 Anthony Moe-Tucker, WR
 #40 Haydn Stay, TE
 #43 Jaden Norby, TE
 #44 Mason South, TE
 #49 Ben McNaboe, DL
 #50 Tommy Kimball, LB
 #57 Casey Schultz, DL
 #65 Bennett Weber, OL
 #71 Seth Anderson, OL
 #74 Donny Ventrelli, OL
 #76 Brett Kelzenberg, OL
 #86 Max Gunderson, TE
 #89 Garrett Maag, WR
 #90 Craig Orlando, DL
 #91 Jack Teiken, DL
 #95 Steven Keech, DL

North Dakota (26)

#1 Bo Belquist, WR
 #6 Simon Romfo, QB
 #16 Elijah Klein, WR
 #19 Noah Schaffner, TE
 #25 Trasen Pollman, WR
 #26 Paine Parks, LB
 #30 Peyton Fisher, DB
 #30 Jack Ihry, TE
 #33 Garrin Sattler, WR
 #37 Sean Fenelon, K
 #38 Grant Romfo, WR
 #39 Adam Zavalney, TE
 #46 Josh Yon, TE
 #47 Bartholomew Ogbu, DB
 #51 Caleb Olson, DL
 #55 Lucas Schweigert, DL
 #58 Tanner Thorsness, DL
 #64 Adam Neustel, OL
 #73 Jack Kuntz, OL
 #75 Sam Hagen, OL
 #78 Ben Christian, OL
 #79 Peyton Lotysz, OL
 #80 Nick Kupfer, WR
 #81 Sam Strandell, WR
 #85 Trae Steckler, TE
 #88 Luke Lennon, DL

Wisconsin (12)

#3 C.J. Siegel, DB
 #5 Clayton Bishop, DB
 #10 Caden White, LB
 #24 Kadon Kauppinen, DB
 #32 Dylan Boecker, LB
 #44 Devon Krzanowski, LB
 #48 Jack Baretz, LB
 #52 Logan Doell, LB
 #66 Brady Lehman, LB
 #77 Easton Kilty, OL
 #87 Cade Peterson, P
 #99 Jaelen Johnson, DL

Illinois (7)

#7 Luke Skokna, RB
 #11 Jayson Coley, DB
 #31 Cole Davis, DB
 #32 Tyler Hoosman, RB
 #36 Malachi McNeal, LB
 #60 Jagger Ferden, OL
 #93 Elijah Beach, DL

Iowa (4)

#20 Creighton Mitchell, RB
 #63 David Neuberger, LS
 #67 Liam Becher, OL
 #69 Cade Borud, OL

Kansas (4)

#12 Marcus Preston, WR
 #53 C.J. Elrichs, K/P
 #59 Wyatt Pedigo, LB
 #61 Danny Carroll, OL

Nebraska (4)

#9 Marcus Vaughn-Jones, LB
 #42 Kason Kelley, LB
 #45 Hayden Stec, LB
 #82 Trace Thaden, TE

Colorado (3)

#46 Ted Mullin, LB
 #72 Colin Lavell, OL
 #92 Brady Stevens, K

Oklahoma (3)

#68 Brayden Bryant, OL
 #23 Devin Hembry, DB
 #13 Jack Wright, WR

Georgia (2)

#4 Malachi Buckner, DB
 #18 Red Wilson, WR

Michigan (2)

#2 Tommy Schuster, QB
 #85 Luke Silvernale, P/K

Missouri (2)

#10 Caden Dennis, WR
 #33 Jett Sutton, DB

South Dakota (2)

#54 Jaden Feterl, LB
 #98 Kendis Ledbetter, DL

Ontario (2)

#14 Quincy Vaughn, QB
 #84 Nate DeMontagnac, WR

California (1)

#15 Aaron Cooper, LB

Massachusetts (1)

#21 Sammy Fort, DB

Nevada (1)

#62 Jake Oliphant, OL

Netherlands (1)

#27 Richard Agyekum, DB

Saskatchewan (1)

#35 Ethan Ball, DB

2022 NORTH DAKOTA FOOTBALL

DEPTH CHART

OFFENSE			DEFENSE			SPECIAL TEAMS		
Tight End			Defensive End			Punter		
39	Adam Zavalney	Jr., 6-4, 235	99	Jaelen Johnson	Sr., 6-2, 255	87	Cade Peterson	5th, 6-1, 200
86	Max Gunderson	So., 6-5, 245	88	Luke Lennon	Jr., 6-5, 250	85	Luke Silvernale	Fr., 6-0, 185
Tight End			Nose Tackle			Kicker		
43	Jaden Norby	So., 6-3, 250	0	Jalen Morrison	Gr., 6-2, 290	92	Brady Stevens	Sr., 6-1, 170
85	Trae Steckler	Sr., 6-3, 240	93	Elijah Beach	Jr., 6-3, 290	53	C.J. Elrichs	Fr., 6-2, 180
Left Tackle			Defensive End			Holder		
74	Donny Ventrelli	Sr., 6-4, 300	49	Ben McNaboe	Jr., 6-3, 240	87	Cade Peterson	5th, 6-1, 200
73	Jack Kuntz	So., 6-4, 305	47	Bartholomew Ogbu	Sr., 6-3, 250	37	Sean Fenelon	5th, 6-0, 170
Left Guard			Outside Linebacker			Long Snapper		
68	Brayden Bryant	So., 6-2, 305	46	Ted Mullin	Sr., 6-1, 220	63	David Neuberger	Fr., 6-0, 190
78	Ben Christian	Sr., 6-2, 285	34	Josh Navratil	Jr., 6-2, 220	32	Dylan Boecker	So., 6-2, 220
Center			Inside Linebacker			Kickoff Returners		
79	Peyton Lotysz	So., 6-3, 290	44	Devon Krzanowski	5th, 6-2, 235	3	C.J. Siegel	Sr., 6-0, 180
61	Danny Carroll	R-Fr., 6-1, 285	59	Wyatt Pedigo	So., 6-0, 230	1	Bo Belquist	Jr., 6-1, 180
Right Guard			Inside Linebacker			Punt Returners		
77	Easton Kilty	So., 6-5, 305	10	Caden White	Sr., 6-3, 235	1	Bo Belquist	Jr., 6-1, 180
72	Colin Lavell	Jr., 6-4, 300	42	Kason Kelley	So., 6-2, 235	3	C.J. Siegel	Sr., 6-0, 180
Right Tackle			Outside Linebacker					
71	Seth Anderson	So., 6-4, 285	9	Marcus Vaughn-Jones	Sr., 6-3, 225			
75	Sam Hagen	R-Fr., 6-6, 310	15	Aaron Cooper	Gr., 6-2, 210			
Wide Receiver			Cornerback					
89	Garett Maag	5th, 6-4, 210	27	Richard Agyekum	So., 5-9, 170			
80	Nick Kupfer	R-Fr., 6-3, 190	23	Devin Hembry	Jr., 6-2, 190			
Wide Receiver			Safety					
13	Jack Wright	So., 6-0, 190	11	Jayson Coley	Jr., 6-0, 180			
12	Marcus Preston	Jr., 6-2, 195	4	Malachi Buckner	Sr., 6-1, 215			
Wide Receiver			Safety					
1	Bo Belquist	Gr., 6-2, 290	24	Kadon Kauppinen	Sr., 6-2, 210			
84	Nate DeMontagnac	R-Fr., 6-2, 185	35	Ethan Ball	So., 6-1, 195			
Quarterback			Cornerback					
2	Tommy Schuster	Jr., 6-0, 195	3	C.J. Siegel	Sr., 6-0, 180			
14	Quincy Vaughn	Jr., 6-4, 245	8	Edmund Ocansey	R-Fr., 6-0, 175			
Running Back								
29	Isaiah Smith	So., 6-0, 200						
32	Tyler Hoosman	Gr., 6-0, 215						

ASSISTANT COACHES



Danny Freund
Offensive Coord./
QB's
Booth



Brett Holinka
Defensive Coord./
LB's
Field



Shawn Kostich
Special Teams Coord./
TE's
Field



Joe Pawlak
Offensive Line
Field



Austin Flyger
Defensive Line
Field



Sam King
Wide Receivers
Field




Joel Schwenzfeier
Recruiting Coord./
Safeties
Field



Steve Crutchley
Running Backs
Field



Travis Stepps
Defensive Backs
Booth



Carl Reinholz
Inside Linebackers/
Video Coord.
Booth

ALL-TIME PUNT AND KICKOFF RETURNS

ALL-TIME NORTH DAKOTA KICKOFF AND PUNT RETURNS FOR TOUCHDOWNS

DATE	OPPONENT	LOCATION	GAME RESULT	TYPE	PLAYER	YARDS
Oct. 29, 2016	Weber State	Grand Forks	W, 27-19	Kickoff (opening)	John Santiago	100
Oct. 18, 1969	North Dakota State	Fargo, N.D.	L, 14-64	Kickoff	Dan Martinsen	100
Oct. 27, 2018	Weber State	Grand Forks	L, 30-35	Kickoff	Evan Holm	99
Oct. 5, 2013	Idaho State	Pocatello, Idaho	W, 28-25	Kickoff	Greg Hardin	99
Nov. 3, 2012	Southern Utah	Grand Forks	W, 33-29	Kickoff	Greg Hardin	98
Sep. 20, 1997	South Dakota State	Grand Forks	W, 28-7	Kickoff (opening)	Chris Schrantz	96
Sep. 26, 2009	Stephen F. Austin	Nacogdoches, Texas	L, 31-65	Kickoff	Ismael Bamba	95
Sep. 22, 1984	South Dakota State	Brookings, S.D.	W, 46-7	Kickoff (opening)	Tracy Martin	95
Sep. 3, 2005	West Chester	Grand Forks	W, 41-7	Kickoff	Weston Dressler	93
Oct. 19, 1963	North Dakota State	Fargo, N.D.	W, 21-7	Kickoff	Stan Wright	92
Oct. 7, 2000	Morningside	Grand Forks	W, 54-6	Kickoff	Dan Graf	91
Aug. 29, 2013	Valparaiso	Grand Forks	W, 69-10	Kickoff	Greg Hardin	90
Oct. 12, 2002	North Dakota State	Fargo, N.D.	W, 12-6	Kickoff	Jamel Alkins	90
Oct. 19, 1974	North Dakota State	Grand Forks	W, 31-20	Kickoff	Ron "Magic" Gustafson	90
Sep. 27, 1986	South Dakota State	Grand Forks	L, 21-52	Kickoff	Tracy Martin	85
Oct. 17, 1981	Nebraska-Omaha	Omaha, Neb.	L, 19-21	Kickoff	Wayne Pratt	84
Sep. 30, 1961	Morningside	Grand Forks	W, 49-15	Kickoff	Bill Haberkorn	75
Oct. 8, 1994	MSU, Mankato	Mankato, Minn.	W, 17-16	Kickoff	Karl Carlson	69
Oct. 1, 2005	St. Cloud State	Grand Forks	W, 37-14	Kickoff*	Tyler Dahlen	40
DATE	OPPONENT	LOCATION	GAME RESULT	TYPE	PLAYER	YARDS
Oct. 11, 2014	Portland State	Grand Forks	W, 24-16	Punt	Alex Tillman	95
Aug. 29, 2002	UM-Crookston	Grand Forks	W, 57-0	Punt	Riza Mahmoud	87
Sep. 24, 2005	Augustana	Grand Forks	W, 52-3	Punt	Weston Dressler	86
Sep. 10, 2011	Idaho	Moscow, Idaho	L, 14-44	Punt	Erik Mersereau	79
Sep. 17, 1966	Montana	Missoula, Mont.	W, 17-10	Punt	Bill Predovich	77
Sep. 9, 1967	Northern Arizona	Flagstaff, Ariz.	L, 10-39	Punt	Pete Gilbert	73
Nov. 29, 2003	Winona State	Grand Forks	W, 36-29	Punt	Travis Lueck	73
Nov. 12, 1983	Morningside	Grand Forks	W, 20-7	Punt	Pat Juhl	72
Oct. 5, 1963	Morningside	Grand Forks	W, 16-10	Punt	Bob Glas	70
Aug. 27, 2005	Central Washington	Ellensburg, Wash.	W, 44-20	Punt	Weston Dressler	66
Oct. 31, 1970	Northern Iowa	Grand Forks	W, 41-6	Punt	Dan Martinsen	66
Oct. 20, 1962	North Dakota State	Grand Forks	W, 19-10	Punt	Bob Glas	65
Oct. 28, 2017	Portland State	Portland	W, 48-21	Punt	John Santiago	64
Aug. 29, 2013	Valparaiso	Grand Forks	W, 69-10	Punt	Kenny Golladay	64
Sep. 27, 1969	South Dakota	Vermillion, S.D.	W, 35-26	Punt	Dan Martinsen	62
Sep., 25, 2010	Northwestern State	Grand Forks	W, 49-24	Punt	Josh Murray	60
Oct. 7, 2000	Morningside	Grand Forks	W, 54-6	Punt	Dan Graf	59
Nov. 10, 1962	South Dakota	Grand Forks	W, 12-11	Punt	Ed Stevens	59
Sep. 24, 1966	Idaho State	Grand Forks	W, 41-0	Punt	Bill Predovich	56
Sep. 20, 2003	Augustana	Grand Forks	W, 13-3	Punt	Travis Lueck	51
Oct. 10, 1964	South Dakota State	Brookings, S.D.	W, 35-28	Punt	Dave Osborn	50
Oct. 29, 2005	Nebraska-Omaha	Grand Forks	L, 19-20	Punt	Weston Dressler	49
Aug. 29, 2002	UM-Crookston	Grand Forks	W, 57-0	Punt	Riza Mahmoud	43
Oct. 28, 1995	Morningside	Sioux City, Iowa	W, 44-21	Punt	James Cheatham	41

Blocked punt returns for touchdown are not included | * Onside kickoff attempt by SCSU

2022 NORTH DAKOTA FOOTBALL

DIVISION I RECORDS

CAREER RUSHING ATTEMPTS

1. John Santiago (2015-18)	622
2. Brady Oliveira (2015-18)	500
3. Jake Miller (2010-13)	422
4. Mitch Sutton (2009-12)	402
5. Josh Murray (2008, 2010)	309
6. Jer Garman (2011-14)	301
7. Keaton Studsrud (2014-17)	274
8. Otis Weah (2018-21)	266
9. James Johannesson (2017-19)	258
10. Kyle Norberg (2014-17)	141

CAREER RUSHING YARDS

1. John Santiago (2015-18)	3,722
2. Brady Oliveira (2015-18)	2,822
3. Jake Miller (2010-13)	2,106
4. Josh Murray (2008, 2010)	1,816
5. Mitch Sutton (2009-12)	1,734
6. Otis Weah (2018-21)	1,576
7. James Johannesson (2017-19)	1,429
8. Jer Garman (2011-14)	1,371
9. Luke Skokna (2019-pres.)	740
10. Keaton Studsrud (2014-17)	657



Keaton Studsrud (2014-17) holds UND's Division I records for passing yards (5,452) and passing touchdowns (36). The three-year starter also led UND to the 2016 Big Sky Championship and program's first berth in the FCS Playoffs.

CAREER RUSHING TOUCHDOWNS

1. John Santiago (2015-18)	29
2. Jake Miller (2010-13)	23
3. Brady Oliveira (2015-18)	22
4. Mitch Sutton (2009-12)	19
5. Otis Weah (2018-21)	19
6. Josh Murray (2008, 2010)	16
7. James Johannesson (2017-19)	15
8. Keaton Studsrud (2014-17)	12
9. Adam Shaugabay (2011-14)	10
10. Jer Garman (2011-14)	9

CAREER PASSES ATTEMPTED

1. Tommy Schuster (2019-pres.)	777
2. Keaton Studsrud (2014-17)	765
3. Nate Ketteringham (2018-19)	673
4. Jake Landry (2008-10)	483
5. Joe Mollberg (2012-16)	384
6. Ryan Bartels (2012-16)	334
7. Danny Freund (2008)	302
8. Brent Goska (2008-11)	250
9. Braden Hanson (2012)	236
10. Marcus Hendrickson (2009-12)	206

CAREER PASSES COMPLETED

1. Tommy Schuster (2019-pres.)	510
2. Keaton Studsrud (2014-17)	428
3. Nate Ketteringham (2018-19)	403
4. Jake Landry (2008-10)	291
5. Joe Mollberg (2012-16)	219
6. Danny Freund (2008)	217
7. Ryan Bartels (2012-16)	190
8. Braden Hanson (2012)	161
9. Brent Goska (2008-11)	145
10. Marcus Hendrickson (2009-12)	102

CAREER PASSING YARDS

1. Tommy Schuster (2019-pres.)	5,492
2. Keaton Studsrud (2014-17)	5,452
3. Nate Ketteringham (2018-19)	4,457
4. Jake Landry (2008-10)	3,373
5. Joe Mollberg (2012-16)	2,648
6. Danny Freund (2008)	2,379
7. Ryan Bartels (2012-16)	2,246
8. Braden Hanson (2012)	1,946
9. Brent Goska (2008-11)	1,525
10. Marcus Hendrickson (2009-12)	1,435

CAREER TOUCHDOWN PASSES

1. Keaton Studsrud (2014-17)	36
2. Nate Ketteringham (2018-19)	32
3. Tommy Schuster (2019-pres.)	32
4. Jake Landry (2008-10)	24
5. Danny Freund (2008)	23
6. Braden Hanson (2012)	15
7. Marcus Hendrickson (2009-12)	15
8. Ryan Bartels (2012-16)	13
9. Brent Goska (2008-11)	12
10. Joe Mollberg (2012-16)	10

CAREER COMPLETION PCT.

(Min. 20 attempts)

1. Danny Freund (2008)	71.9
2. Braden Hanson (2012)	68.2
3. Tommy Schuster (2019-pres.)	65.6
4. Jake Landry (2008-10)	60.2
5. Nate Ketteringham (2018-19)	60.0
6. Brent Goska (2008-11)	58.0
7. Joe Mollberg (2012-16)	57.0
8. Ryan Bartels (2012-16)	56.9
9. Keaton Studsrud (2014-17)	55.9
10. Andrew Zimmerman (2017-19)	55.0

CAREER RECEPTIONS

1. Greg Hardin (2010-13)	216
2. Noah Wanzek (2016-19)	203
3. Garett Maag (2018-pres.)	144
4. Travis Toivonen (2016-19)	139
5. Bo Belquist (2020-pres.)	111
6. Jameer Jackson (2011-13)	108
7. Kenny Golladay (2012-13)	99
8. R.J. McGill (2010-14)	98
9. Ismael Bamba (2008-09)	73
10. Brady Trenbeath (2008)	69
11. Brock Boltmann (2017-21)	69

CAREER RECEIVING YARDS

1. Greg Hardin (2010-13)	3,583
2. Noah Wanzek (2016-19)	2,696
3. Garett Maag (2018-pres.)	1,978
4. Travis Toivonen (2016-19)	1,719
5. Kenny Golladay (2012-13)	1,313
6. Jameer Jackson (2011-13)	1,211
7. Bo Belquist (2020-pres.)	1,186
8. Ismael Bamba (2008-09)	1,169
9. R.J. McGill (2010-14)	1,092
10. De'mun Mercer (2016-17)	1,061

CAREER TOUCHDOWN RECEPTIONS

1. Greg Hardin (2010-13)	31
2. Noah Wanzek (2016-19)	18
3. Garett Maag (2018-pres.)	16
4. Travis Toivonen (2016-19)	13
5. Bo Belquist (2020-pres.)	10
6. Kenny Golladay (2012-13)	9
7. Adam Zavainey (2019-pres.)	9
8. Brady Trenbeath (2008)	8
9. Ismael Bamba (2008-09)	7
10. Jameer Jackson (2011-13)	7
11. Luke Stanley (2014-18)	7

CAREER TOTAL TOUCHDOWNS SCORED

1. Greg Hardin (2010-13)	35
2. John Santiago (2015-18)	32
3. Jake Miller (2010-13)	25
4. Brady Oliveira (2015-18)	22
5. Mitch Sutton (2009-12)	20
6. Josh Murray (2008, 2010)	18
7. Noah Wanzek (2016-19)	18
8. Garett Maag (2018-pres.)	16
9. James Johannesson (2017-19)	15
10. Travis Toivonen (2016-19)	15

CAREER TOTAL POINTS SCORED

1. Reid Taubenheim (2014-17)	306
2. Zeb Miller (2010-13)	266
3. Greg Hardin (2010-13)	210
4. John Santiago (2015-18)	192
5. Jake Miller (2010-13)	150
6. Brandon Hellevang (2008-09)	133
7. Brady Oliveira (2015-18)	132
8. Mitch Sutton (2009-12)	120
9. Otis Weah (2018-21)	114
10. Noah Wanzek (2016-19)	110

CAREER ALL-PURPOSE YARDS

1. John Santiago (2015-18)	6,567
2. Greg Hardin (2010-13)	5,052
3. Brady Oliveira (2015-18)	3,086
4. Josh Murray (2008, 2010)	2,747
5. Noah Wanzek (2016-19)	2,696
6. Jake Miller (2010-13)	2,477
7. Mitch Sutton (2009-12)	2,340
8. Dominique Hawkins (2008-11)	2,022
9. R.J. McGill (2010-14)	2,022
10. Ismael Bamba (2008-09)	1,909

All records date back to the program's first Division I season in 2008

RUSHING ATTEMPTS

1. John Santiago (2015)	223
2. Jake Miller (2011)	195
3. Josh Murray (2008)	188
4. John Santiago (2016)	183
5. Jer Garman (2014)	171
6. Brady Oliveira (2016)	168
7. Brady Oliveira (2018)	162
8. Otis Weah (2021)	159
9. Mitch Sutton (2009)	149
10. James Johannesson (2019)	124

RUSHING YARDS

1. John Santiago (2015)	1,459
2. Josh Murray (2008)	1,146
3. John Santiago (2016)	983
4. Jake Miller (2011)	942
5. Brady Oliveira (2018)	940
6. Brady Oliveira (2016)	897
7. Jer Garman (2014)	858
8. Otis Weah (2021)	818
9. Otis Weah (2020)	730
10. John Santiago (2017)	717

RUSHING TOUCHDOWNS

1. John Santiago (2015)	16
2. Jake Miller (2011)	13
3. Josh Murray (2008)	12
4. Mitch Sutton (2012)	11
5. Brady Oliveira (2016)	10
6. Otis Weah (2020)	9
7. Otis Weah (2021)	9
8. Adam Shaugabay (2013)	8
9. Brady Oliveira (2018)	8
10. Jer Garman (2014)	7
John Santiago (2016)	7
James Johannesson (2019)	7
Tyler Hoosman (2022)	7



In the 2021 season, Tommy Schuster etched his name into the program's DI record list for touchdown passes, passing attempts, pass completions, passing yards and completion percentage.

TOUCHDOWN PASSES

1. Danny Freund (2008)	23
2. Nate Ketteringham (2018)	16
3. Nate Ketteringham (2019)	16
4. Braden Hanson (2012)	15
5. Marcus Hendrickson (2012)	15
6. Keaton Studsrud (2016)	14
7. Tommy Schuster (2021)	13
8. Jake Landry (2009)	12
9. Keaton Studsrud (2015)	12
10. Jake Landry (2010)	11
Tommy Schuster (2020)	11

PASS ATTEMPTS

1. Nate Ketteringham (2019)	382
2. Tommy Schuster (2021)	362
3. Danny Freund (2008)	302
4. Jake Landry (2009)	301
5. Nate Ketteringham (2018)	291
6. Keaton Studsrud (2016)	268
7. Keaton Studsrud (2017)	257
8. Joe Mollberg (2013)	241
9. Braden Hanson (2012)	236
10. Tommy Schuster (2020)	197

PASS COMPLETIONS

1. Nate Ketteringham (2019)	245
2. Tommy Schuster (2021)	237
3. Danny Freund (2008)	217
4. Jake Landry (2009)	178
5. Braden Hanson (2012)	161
6. Nate Ketteringham (2018)	158
7. Keaton Studsrud (2017)	153
8. Keaton Studsrud (2016)	150
9. Joe Mollberg (2013)	141
10. Tommy Schuster (2020)	129

PASSING YARDS

1. Nate Ketteringham (2019)	2,612
2. Tommy Schuster (2021)	2,493
3. Danny Freund (2008)	2,379
4. Keaton Studsrud (2016)	2,027
5. Jake Landry (2009)	1,968
6. Braden Hanson (2012)	1,964
7. Keaton Studsrud (2017)	1,887
8. Nate Ketteringham (2018)	1,845
9. Joe Mollberg (2013)	1,729
10. Tommy Schuster (2020)	1,428

COMPLETION PERCENTAGE

(100 or more attempts)

1. Danny Freund (2008)	71.9
2. Braden Hanson (2012)	68.2
3. Tommy Schuster (2022)	68.5
4. Tommy Schuster (2020)	65.5
5. Tommy Schuster (2021)	65.5
6. Nate Ketteringham (2019)	64.1
7. Jake Landry (2010)	61.8
8. Ryan Bartels (2013)	61.1
9. Keaton Studsrud (2015)	60.0
10. Brent Goska (2011)	59.9

SINGLE-SEASON RECEPTIONS

1. Noah Wanzek (2019)	74
2. Kenny Golladay (2013)	69
3. Brady Trenbeath (2008)	69
4. Greg Hardin (2013)	67
5. Greg Hardin (2012)	65
6. Garrett Maag (2019)	59
7. Jameer Jackson (2012)	56
8. Ismael Bamba (2009)	52
9. Jameer Jackson (2013)	52
10. Noah Wanzek (2017)	52
11. Noah Wanzek (2018)	52
Bo Belquist (2021)	52

RECEIVING YARDS

1. Greg Hardin (2013)	1,153
2. Greg Hardin (2012)	1,145
3. Noah Wanzek (2019)	996
4. Kenny Golladay (2013)	884
5. Brady Trenbeath (2008)	859
6. Ismael Bamba (2009)	859
7. Greg Hardin (2010)	736
8. Jameer Jackson (2012)	709
9. Noah Wanzek (2018)	685
10. Travis Toivonen	684

TOUCHDOWN RECEPTIONS

1. Greg Hardin (2012)	14
2. Greg Hardin (2010)	9
3. Kenny Golladay (2013)	8
4. Brady Trenbeath (2008)	8
5. Travis Toivonen (2019)	7
6. Jameer Jackson (2012)	6
7. Alex Nichols (2008)	6
8. Noah Wanzek (2018)	6
9. Greg Hardin (2013)	5
10. Luke Stanley (2015)	5
Noah Wanzek (2015)	5
Garrett Maag (2018)	5
Garrett Maag (2019)	5
Bo Belquist (2021)	5

TOTAL TOUCHDOWNS SCORED

1. John Santiago (2015)	16
2. Greg Hardin (2012)	15
3. Jake Miller (2011)	14
4. Josh Murray (2008)	12
5. Mitch Sutton (2012)	11
6. Greg Hardin (2010)	10
7. Brady Oliveira (2016)	10
8. Kenny Golladay (2013)	9
9. John Santiago (2016)	9
10. Otis Weah (2020)	9
11. Otis Weah (2021)	9

TOTAL POINTS SCORED

1. John Santiago (2015)	96
2. Greg Hardin (2012)	90
3. Reid Taubenheim (2016)	89
4. Jake Miller (2011)	84
5. Zeb Miller (2012)	78
6. Reid Taubenheim (2017)	77
7. Zeb Miller (2011)	76
8. Reid Taubenheim (2015)	75
9. Josh Murray (2008)	72
10. Brandon Hellevang (2009)	72

ALL-PURPOSE YARDS

1. John Santiago (2015)	2,159
2. Greg Hardin (2013)	2,017
3. John Santiago (2017)	1,780
4. Greg Hardin (2012)	1,668
5. John Santiago (2016)	1,600
6. Josh Murray (2008)	1,582
7. Ismael Bamba (2009)	1,264
8. Josh Murray (2010)	1,165
9. Jake Miller (2011)	1,091
10. Brady Oliveira (2018)	1,044

DI records date back to 2008 unless noted.

2022 NORTH DAKOTA FOOTBALL



Linebacker Jaxson Turner shattered UND's Division I career sacks record with 22.0. He also racked up 6.0 sacks in 2021 to sit fourth in single-season sacks in UND's Division I history.

CAREER SOLO TACKLES

1. Dominique Hawkins (2008-11)	159
2. Jordan Canady (2017-21)	154
2. Cole Reyes (2013-17)	146
3. Will Ratelle (2011-15)	138
5. Dan Hendrickson (2009-11)	125
6. Donnell Rodgers (2016-19)	118
7. Jaxson Turner (2017-pres.)	117
8. Chavon Mackey (2010-13)	116
9. Baylee Carr (2011-14)	109
Evan Holm (2016-21)	109

CAREER ASSISTED TACKLES

1. Noah Larson (2018-21)	145
2. Will Ratelle (2011-15)	128
3. Donnell Rodgers (2016-19)	123
4. Connor O'Brien (2014-16)	94
5. Jordan Canady (2017-21)	93
6. Jaxson Turner (2017-21)	89
7. Jake Disterhaupt (2014-17)	82
8. Cole Reyes (2013-17)	79
9. Taj Rich (2012-16)	78
Ben Peters (2011-14)	78

CAREER TOTAL TACKLES

1. Will Ratelle (2011-15)	266
2. Jordan Canady (2017-21)	247
3. Noah Larson (2018-21)	245
4. Donnell Rodgers (2016-19)	241
5. Cole Reyes (2013-17)	225
6. Jaxson Turner (2017-21)	206
7. Dominique Hawkins (2008-11)	195
8. Baylee Carr (2011-14)	183
9. Dan Hendrickson (2009-11)	172
10. Garrison Goodman (2010-13)	170

CAREER SACKS

1. Jaxson Turner (2017-21)	22.0
2. Mason Bennett (2016-19)	20.5
3. Ross Brenneman (2009-12)	18.5
4. Dominique Bennet (2010-13)	13.0
5. Brandon Dranka (2014-17)	10.5
Ryan Kawowski (2008-10)	10.5
7. Jake Disterhaupt (2014-17)	10.0
8. Austin Cieslak (2015-18)	9.5
9. Jay Nelson (2009-12)	9.0
Donnell Rodgers (2016-19)	9.0

CAREER PASS BREAKUPS

1. Deion Harris (2014-18)	38
2. Evan Holm (2016-21)	33
3. Dominique Hawkins (2008-11)	24
4. Joel Schwenzfeier (2008-10)	23
5. Chavon Mackey (2010-13)	22
Jordan Canady (2017-21)	22
7. Cole Reyes (2013-17)	21
8. C.J. Siegel (2018-pres.)	20
9. Kenny Watkins (2008-11)	18
10. Torrey Hunt (2016-17)	16

CAREER INTERCEPTIONS (Since 2008)

1. Joel Schwenzfeier (2008-10)	11
2. Deion Harris (2014-18)	9
3. Jordan Canady (2017-21)	8
4. Dominique Hawkins (2008-11)	6
Evan Holm (2016-21)	6
6. Cole Reyes (2013-17)	5
Hayden Galvin (2018-21)	5
8. Torrey Hunt (2016-17)	4
Chavon Mackey (2010-13)	4
C.J. Siegel (2018-pres.)	4

SINGLE-SEASON SOLO TACKLES

1. Will Ratelle (2015)	63
2. Dan Hendrickson (2011)	60
3. Dylan Bakker (2016)	54
Dan Hendrickson (2010)	54
5. Jordan Canady (2019)	53
6. Donnell Rodgers (2019)	52
7. Cole Reyes (2015)	50
8. Curtis Dublanko (2009)	47
9. Dominique Hawkins (2010)	46
10. Will Ratelle (2014)	45
Baylee Carr (2014)	45

SINGLE-SEASON ASSISTED TACKLES

1. Donnell Rodgers (2019)	74
2. Will Ratelle (2014)	61
3. Noah Larson (2019)	54
4. Taj Rich (2014)	52
5. Will Ratelle (2015)	47
6. Dylan Bakker (2016)	44
7. Connor O'Brien (2015)	42
8. Connor O'Brien (2016)	41
9. Jake Rastas (2017)	36
10. Dayo Idowu (2014)	35

SINGLE-SEASON TOTAL TACKLES

1. Donnell Rodgers (2019)	126
2. Will Ratelle (2015)	110
3. Will Ratelle (2014)	106
4. Dyan Bakker (2016)	98
Jordan Canady (2019)	87
6. Noah Larson (2019)	82
Taj Rich (2014)	82
8. Dan Hendrickson (2010)	78
9. Dan Hendrickson (2011)	75
10. Jake Rastas (2017)	73

SINGLE-SEASON SACKS

1. Mason Bennett (2018)	9.0
2. Ross Brenneman (2011)	8.5
3. Austin Cieslak (2018)	6.5
4. Jaxson Turner (2021)	6.0
5. Mason Bennett (2019)	5.5
6. Dominique Bennett (2013)	5.0
Garrett Reineke (2014)	5.0
Jaxson Turner (2020)	5.0
9. Dominique Bennett (2012)	4.5
Ryan Kasowski (2009)	4.5
Jaxson Turner (2018)	4.5
Jaxson Turner (2019)	4.5
Josh Navratil (2020)	4.5
Ben McNaboe (2022)	4.5

SINGLE-SEASON PASS BREAKUPS

1. Deion Harris (2016)	14
Deion Harris (2015)	14
3. Torrey Hunt (2016)	13
4. Cole Reyes (2016)	11
5. Evan Holm (2018)	10
C.J. Siegel (2019)	10
Alex Tillman (2014)	9
Drake Otto (2008)	9
9. Joel Schwenzfeier (2008)	8
Joel Schwenzfeier (2009)	8
Evan Holm (2020)	8

SINGLE-SEASON INTERCEPTIONS

(Since 1966)

1. Deion Harris (2016)	5
Joel Schwenzfeier (2009)	5
3. Joel Schwenzfeier (2010)	4
4. Torrey Hunt (2016)	3
Cole Reyes (2016)	3
Dominique Hawkins (2008)	3
Jordan Canady (2018)	3
8. Mitch Kundrna (2011)	2
Dominique Hawkins (2009)	2
Daryl Brown (2011)	2
Deion Harris (2015)	2
Chris Hall (2010)	2
Joel Schwenzfeier (2008)	2
Cam Hunt (2017)	2
Kenny Watkins (2009)	2
Brian Labat (2016)	2
Chuck Flowers (2017)	2
Jade Lawrence (2019)	2
Noah Larson (2019)	2
C.J. Siegel (2019)	2
Jordan Canady (2020)	2
Hayden Galvin (2020)	2
Evan Holm (2021)	2
Wyatt Pedigo (2022)	2

DI records date back to 2008.

CAREER PATS MADE

1. Zeb Miller (2010-13)	131-136
2. Reid Taubenheim (2014-17)	126-129
3. Brady Leach (2018-20)	70-77
4. Brandon Hellevang (2008-09)	67-69
5. Adam Stage (2020-21)	38-41
6. Brady Stevens (2019-pres.)	38-38
7. Tanner Naastad (2011-13)	3-3

CAREER FIELD GOALS MADE

1. Reid Taubenheim (2014-17)	60/82
2. Zeb Miller (2010-13)	45/62
3. Brandon Hellevang (2008-09)	22/35
4. Brady Leach (2018-20)	20/28
5. Brady Stevens (2019-pres.)	11/19
6. Adam Stage (2020-21)	8/10

CAREER PUNTS

1. Cade Peterson (2018-pres.)	191
2. Brett Cameron (2009-12)	186
3. Austin Dussold (2016-17)	125
4. Mitch Meindel (2013-15,17)	99
5. Brandon Hellevang (2008-09)	96
6. Connor Bolduc (2014,16)	82

SINGLE-SEASON PATS MADE

1. Zeb Miller (2012)	42
2. Reid Taubenheim (2016)	41
3. Brandon Hellevang (2008)	40
4. Reid Taubenheim (2015)	36
5. Brady Leach (2018)	35
Brady Leach (2019)	35
7. Reid Taubenheim (2017)	32
8. Zeb Miller (2010)	31
Zeb Miller (2011)	31
10. Zeb Miller (2013)	27
Brandon Hellevang (2009)	27

SINGLE-SEASON FIELD GOALS MADE

1. Reid Taubenheim (2014)	16
Reid Taubenheim (2016)	16
3. Brandon Hellevang (2009)	15
Reid Taubenheim (2017)	15
Zeb Miller (2011)	15
6. Reid Taubenheim (2015)	13
7. Zeb Miller (2012)	12
Brady Leach (2019)	12
9. Zeb Miller (2013)	9
Zeb Miller (2010)	9

CAREER PUNTING AVERAGE (Min. 70 att.)

1. Mitch Meindel (2013-15,17)	43.14
2. Brandon Hellevang (2008-09)	41.95
3. Austin Dussold (2016-17)	41.14
4. Brett Cameron (2009-12)	40.60
5. Connor Bolduc (2014,16)	39.05
6. Cade Peterson (2018-pres.)	38.13

SINGLE-SEASON PUNTS

1. Connor Bolduc (2014)	82
2. Austin Dussold (2016)	73
3. Brett Cameron (2010)	64
4. Brett Cameron (2011)	60
5. Brandon Hellevang (2009)	53
6. Brett Cameron (2012)	52
Austin Dussold (2017)	52
Cade Peterson (2019)	52
Cade Peterson (2018)	52
10. Mitch Meindel (2015)	51

SINGLE-SEASON PUNTING AVERAGE

1. Brett Cameron (2009)	44.90
2. Mitch Meindel (2015)	44.49
3. Brandon Hellevang (2009)	42.60
4. Brett Cameron (2012)	42.12
5. Austin Dussold (2016)	42.11
6. Mitch Meindel (2013)	41.71
7. Brandon Hellevang (2008)	41.14
8. Cade Peterson (2022)	40.81
9. Cade Peterson (2021)	40.37
10. Brett Cameron (2011)	40.17

*DI records date back to 2008.***DIVISION I RECORDS (SINCE 2008)****LONGEST RUSHES (70-plus yards)**

1. James Johannesson at Sacramento State (Oct. 20, 2018)	90
2. John Santiago at UC Davis (Sept. 30, 2017)	81
John Santiago vs. Northern Colorado (Nov. 14, 2015)	81
4. John Santiago at Montana (Oct. 24, 2015)	80
5. Jer Garman vs. Northern Arizona (Nov. 15, 2014)	78
6. Austin Gordon at Sacramento State (Oct. 8, 2016)	76
7. Josh Murray at Northwestern State (Sept. 25, 2010)	74
Otis Weah at North Dakota State (Mar. 20, 2021)	74
9. Jake Miller at Fresno State (Sept. 17, 2011)	70

LONGEST PASS PLAYS (70-plus yards)

1. Jake Landry to Greg Hardin at Northern Illinois (Sept. 11, 2010)	85
2. Braden Hansen to Greg Hardin vs. Montana (Oct. 20, 2012)	81
3. Joe Mollberg to Greg Hardin at Portland State (Oct. 26, 2013)	80
4. Keaton Studsrud to Luke Stanley vs. Cal Poly (Oct. 1, 2016)	74
5. Ryan Bartels to Greg Hardin vs. South Dakota State (Sept. 7, 2013)	73

ALL-TIME MISCELLANEOUS RECORDS**LONGEST RUSH**

Bill Deutsch at Morningside (Sept. 28, 1974)	97
--	----

LONGEST RECEPTION

Tracy Martin from at South Dakota State (Sept. 28, 1985)	89
--	----

LONGEST FIELD GOAL

Cameron Peterka vs. Pittsburg State (Nov. 24, 2001)	59
---	----

LONGEST PUNT

Jim Jarrett at South Dakota (1958)	94
--	----

LONGEST KICKOFF RETURN

Dan Martinsen at North Dakota State (Oct. 18, 1969)	100
John Santiago vs. Weber State (Oct. 29, 2016)	100

LONGEST PUNT RETURN

Alex Tillman vs. Portland State (Oct. 11, 2014)	95
---	----

LONGEST INTERCEPTION RETURN

Joel Schwenzfeier vs. Southern Utah (Oct. 9, 2010)	100
--	-----

2022 NORTH DAKOTA FOOTBALL

SCORING SUMMARY

Plays	Yds.	Time	Result	Qtr.	Scoring Play
AT NEBRASKA (3)					
16	80	6:51	TD	2	Zavalney 1-yd pass from Schuster (Stevens kick)
6	69	0:56	FG	3	Stevens 23-yd field goal
2	8	0:44	TD	3	Hoosman 5-yd run (Stevens kick)
NORTHERN IOWA (4)					
4	41	1:23	TD	1	Zavalney 3-yd pass from Schuster (Stevens kick)
7	75	4:27	TD	3	Belquist 39-yd pass from Schuster (Stevens kick)
9	70	4:40	TD	4	Hoosman 6-yd run (Schuster rush, successful)
5	66	2:49	TD	4	Schuster 6-yd run (Stevens kick)
AT NORTHERN ARIZONA (5)					
14	54	6:04	FG	2	Stevens 38-yd field goal
8	55	3:30	FG	2	Stevens 22-yd field goal
-	50	-	TD	2	Siegel 50-yd interception (Stevens kick)
7	45	4:26	TD	4	Belquist 8-yd pass from Schuster (Stevens kick)
5	75	0:49	TD	4	Wright 23-yd pass from Schuster (Stevens kick)
AT SOUTHERN ILLINOIS (3)					
12	65	6:43	TD	2	Hoosman 1-yd run (Stevens kick)
8	59	3:41	FG	2	Stevens 32-yd field goal
12	75	3:56	TD	4	Hoosman 4-yd run (Stevens kick)
MISSOURI STATE (8)					
10	72	6:02	FG	1	Stevens 42-yd field goal
13	80	6:30	TD	2	Vaughn 3-yd run (Stevens kick)
2	70	0:30	TD	2	Maag 38-yd pass from Schuster (Stevens kick)
9	54	1:24	FG	2	Stevens 35-yd field goal
4	79	1:49	TD	3	Hoosman 55-yd run (2-pt conversion failed)
13	69	7:20	TD	3	Vaughn 1-yd run (Belquist reception, successful)
5	76	3:07	TD	4	Smith 54-yd run (Stevens kick)
8	46	4:51	TD	4	Maag 18-yd pass from Schuster (Stevens kick)
AT YOUNGSTOWN STATE (5)					
8	55	4:34	TD	1	Hoosman 2-yard run (Stevens kick)
3	75	1:37	TD	1	Smith 32-yard pass from Schuster (Stevens kick)
7	73	3:30	TD	2	Smith 16-yard run (Stevens kick)
11	76	5:21	TD	4	Hoosman 14-yard run (Stevens kick)
-	3	-	TD	4	Davis 3-yard blocked punt return (Stevens kick)

UND GAME-BY-GAME

Date	Opponent	Rushing				Receiving				Passing				Kick Returns				Punt Returns				tot
		no.	yds	td	lg	no.	yds	td	lg	cmp-att-int	yds	td	lg	no.	yds	td	lg	no.	yds	td	lg	
09/03/2022	at Nebraska	33	175	1	63	24	131	1	15	24-37-0	131	1	15	2	8	0	12	0	0	0	0	306
09/10/2022	UNI	40	134	2	46	22	304	2	39	22-26-1	304	2	39	1	58	0	58	0	0	0	0	438
09/17/2022	at Northern Ariz.	25	112	0	39	21	206	2	27	21-33-0	206	2	27	2	54	0	30	1	9	0	9	318
09/24/2022	at Southern Ill.	28	38	2	15	20	233	0	42	20-34-0	233	0	42	4	109	0	31	0	0	0	0	271
10/01/2022	Missouri St.	40	248	4	55	22	267	2	38	22-30-1	267	2	38	3	83	0	32	2	8	0	5	515
10/08/2022	at Youngstown St.	26	93	3	26	20	292	1	50	20-31-0	292	1	50	3	79	0	37	0	3	1	3	385
North Dakota		192	800	12	63	129	1433	8	50	129-191-2	1433	8	50	15	391	0	58	3	20	1	9	2233
Opponents		183	927	8	55	134	1712	14	72	134-195-3	1712	14	72	19	384	0	40	0	0	0	0	2639

North Dakota Averages

Games	Avg/ rush	Avg/ catch	Pass effc	KR avg	PR avg	All purpose avg/game	Total offense avg/game
6	4.2	11.1	142.3	26.1	6.7	454.5	372.2

Date	Opponent	ua	Tackles			Sacks no-yds	Fumble		Pass Defense			blkd kick	PAT attempts			off		
			a	total	tfl-yds		ff	fr-yds	int-yds	qbh	brup		kick	rush	rcv	saf	t/o	pts
09/03/2022	at Nebraska	29	38	67	5.0-30	3-27	1	1-0	1-15	0	2	0	2-2	0	0	0	7	17
09/10/2022	UNI	32	10	42	3.0-22	2-19	1	0-0	1-18	0	1	0	3-3	1	0	0	7	29
09/17/2022	at Northern Ariz.	28	62	90	5.0-28	2-19	0	0-0	1-50	2	2	0	3-3	0	0	0	7	27
09/24/2022	at Southern Ill.	48	12	60	4.0-10	0-0	0	0-0	0-0	2	0	0	2-2	0	0	0	0	17
10/01/2022	Missouri St.	35	14	49	5.0-23	2-18	0	0-0	0-0	5	4	0	4-4	0	1	0	0	48
10/08/2022	at Youngstown St.	44	20	64	5.0-23	2-16	0	0-0	0-0	1	2	1	5-5	0	0	0	0	35
North Dakota		216	156	372	27.0-136	11-99	2	1-0	3-83	10	11	1	19-19	1	1	0	21	173
Opponents		213	164	377	29.0-155	14-109	3	1-0	2-35	21	22	2	20-20	0	1	0	14	184

		Punting										Field Goals			Kickoffs				
Date	Opponent	no.	yds	avg	long	blkd	tb	fc	50+	i20	md-att	long	blkd	no.	yds	avg	tb	ob	
09/03/2022	at Nebraska	6	191	31.8	59	1	1	3	1	2	1-1	23	0	4	222	55.5	1	0	
09/10/2022	UNI	2	61	30.5	33	0	0	2	0	1	0-1	0	0	5	323	64.6	3	0	
09/17/2022	at Northern Ariz.	4	209	52.3	59	0	2	2	3	0	2-3	38	1	6	385	64.2	4	0	
09/24/2022	at Southern Ill.	2	87	43.5	47	0	0	2	0	0	1-1	32	0	4	206	51.5	1	1	
10/01/2022	Missouri St.	1	49	49.0	49	0	0	1	0	0	2-2	42	0	8	485	60.6	2	0	
10/08/2022	at Youngstown St.	2	75	37.5	49	0	1	0	0	0	0-1	0	0	6	366	61.0	1	0	
North Dakota		17	672	39.5	59	1	4	10	4	3	6-9	42	1	33	1987	60.2	12	1	
Opponents		11	404	36.7	53	1	1	4	2	1	10-18	47	0	36	2122	58.9	15	0	

2022 NORTH DAKOTA FOOTBALL

OPPONENT GAME-BY-GAME

		Rushing				Receiving				Passing				Kick Returns				Punt Returns				tot		
Date	Opponent	no.	yds	td	lg	no.	yds	td	lg	cmp	att	int	yds	td	lg	no.	yds	td	lg	no.	yds	td	lg	off
09/03/2022	at Nebraska	41	244	3	46	14	193	2	35	14	21	1	193	2	35	2	22	0	15	0	0	0	0	437
09/10/2022	UNI	19	115	2	47	20	334	1	72	20	27	1	334	1	72	2	39	0	27	0	0	0	0	449
09/17/2022	at Northern Ariz.	35	124	1	17	33	324	2	52	33	48	1	324	2	52	2	40	0	22	0	0	0	0	448
09/24/2022	at Southern Ill.	34	148	0	15	22	310	4	67	22	28	0	310	4	67	2	24	0	16	0	0	0	0	458
10/01/2022	Missouri St.	20	118	1	55	24	271	3	46	24	39	0	271	3	46	6	132	0	28	0	0	0	0	389
10/08/2022	at Youngstown St.	34	178	1	46	21	280	2	39	21	32	0	280	2	39	5	127	0	40	0	0	0	0	458
Opponents		183	927	8	55	134	1712	14	72	134	195	3	1712	14	72	19	384	0	40	0	0	0	0	2639
North Dakota		192	800	12	63	129	1433	8	50	129	191	2	1433	8	50	15	391	0	58	3	20	1	9	2233

Opponents Averages

Games	Avg/ rush	Avg/ catch	Pass effic	KR avg	PR avg	All purpose avg/game	Total offense avg/game
6	5.1	12.8	163.1	20.2	0.0	509.7	439.8

Date	Opponent	Tackles				Sacks	Fumble		Pass Defense			blkd	PAT attempts			off		
		ua	a	total	tfl-yds	no-yds	ff	fr-yds	int-yds	qbh	brup	kick	kick	rush	rcv	saf	t/o	pts
09/03/2022	at Nebraska	39	34	73	4.0-14	2-8	1	1-0	0-0	5	6	1	5-5	0	0	0	0	38
09/10/2022	UNI	45	18	63	6.0-28	1-16	1	0-0	1-22	0	2	0	3-3	0	0	0	7	27
09/17/2022	at Northern Ariz.	18	46	64	2.0-17	0-0	0	0-0	0-0	2	6	1	3-3	0	0	0	0	24
09/24/2022	at Southern Ill.	35	20	55	10.0-58	7-52	1	0-0	0-0	10	4	0	4-4	0	0	0	0	34
10/01/2022	Missouri St.	46	24	70	3.0-20	2-18	0	0-0	1-13	1	3	0	4-4	0	0	0	7	31
10/08/2022	at Youngstown St.	30	22	52	4.0-18	2-15	0	0-0	0-0	3	1	0	1-1	0	1	0	0	30
Opponents		213	164	377	29.0-155	14-109	3	1-0	2-35	21	22	2	20-20	0	1	0	14	184
North Dakota		216	156	372	27.0-136	11-99	2	1-0	3-83	10	11	1	19-19	1	1	0	21	173

Date	Opponent	Punting										Field Goals			Kickoffs				
		no.	yds	avg	long	blkd	tb	fc	50+	i20	md	att	long	blkd	no.	yds	avg	tb	ob
09/03/2022	at Nebraska	2	84	42.0	46	0	0	2	0	1	1-2	46	0	0	7	400	57.1	5	0
09/10/2022	UNI	1	34	34.0	34	0	0	1	0	0	2-3	29	0	0	6	334	55.7	3	0
09/17/2022	at Northern Ariz.	3	122	40.7	53	0	1	0	1	0	1-3	42	0	0	5	323	64.6	3	0
09/24/2022	at Southern Ill.	0	0	0.0	0	0	0	0	0	0	2-3	45	0	0	7	415	59.3	1	0
10/01/2022	Missouri St.	3	143	47.7	51	0	0	1	1	0	1-3	32	0	0	4	234	58.5	0	0
10/08/2022	at Youngstown St.	2	21	10.5	21	1	0	0	0	0	3-4	47	0	0	7	416	59.4	3	0
Opponents		11	404	36.7	53	1	1	4	2	1	10-18	47	0	0	36	2122	58.9	15	0
North Dakota		17	672	39.5	59	1	4	10	4	3	6-9	42	1	0	33	1987	60.2	12	1

INDIVIDUAL GAME-BY-GAME

RUSHING/RECEIVING

Rushing

Player	No-Yds/TD	Nebr	UNI	NAU	SIU	MOST	YSU
Tyler Hoosman	76-473/7	10-41/1	17-101/1	12-102/0	7-31/2	16-147/1	14-51/2
Isaiah Smith	36-243/2	10-104/0	8-10/0	5-11/0	3-20/0	8-78/1	2-20/1
Tommy Schuster	34--6/1	4-1/0	7-11/1	5-11/0	12--37/0	3--3/0	3-11/0
Quincy Vaughn	18-45/2	3-10/0	4-8/0	1-2/0	1-10/0	6-1/2	3-14/0
Red Wilson	10-36/0	2-5/0	2-6/0	-	2-12/0	3-13/0	1-0/0
Gaven Ziebarth	7-23/0	3-8/0	DNP	DNP	2-3/0	2-12/0	DNP
Simon Romfo	1-6/0	1-6/0	-	DNP	DNP	-	DNP

Receiving

Player	No-Yds/TD	Nebr	UNI	NAU	SIU	MOST	YSU
Bo Belquist	34-396/2	6-40/0	5-85/1	6-56/1	5-78/0	7-55/0	5-82/0
Garett Maag	21-313/2	2-21/0	2-18/0	5-47/0	4-67/0	5-104/2	3-56/0
Isaiah Smith	15-233/1	2-5/0	5-65/0	-	1-5/0	4-57/0	3-90/1
Adam Zavalney	14-127/2	3-7/1	4-50/1	2-14/0	2-24/0	2-14/0	1-18/0
Red Wilson	14-79/0	5-30/0	2-23/0	2--2/0	1-1/0	1-11/0	3-16/0
Jack Wright	9-95/1	1-8/0	-	3-51/1	2-23/0	-	3-13/0
Tyler Hoosman	6-26/0	2-0/0	-	-	2-8/0	2-18/0	-
Nick Kupfer	5-54/0	1-3/0	1-19/0	2-21/0	1-11/0	-	-
Marcus Preston	3-28/0	1-12/0	-	1-8/0	-	1-8/0	DNP
Nate DeMontagnac	3-23/0	-	1-7/0	DNP	2-16/0	-	-
Caden Dennis	2-44/0	DNP	1-30/0	-	DNP	DNP	1-14/0
Tommy Schuster	1-7/0	-	1-7/0	-	-	-	-
Quincy Vaughn	1-5/0	1-5/0	-	-	-	-	-
Jaden Norby	1-3/0	-	-	-	-	-	1-3/0

PUNT & KICK RETURNS

Punt Returns

Player	No-Yds	Nebr	UNI	NAU	SIU	MOST	YSU
Bo Belquist	3-17	-	-	1-9	-	2-8	-

Kick Returns

Player	No-Yds	Nebr	UNI	NAU	SIU	MOST	YSU
CJ Siegel	13-383	-	1-58	2-54	4-109	3-83	3-79
Marcus Preston	1-12	1-12	-	-	-	-	DNP
Marcus Vaughn-Jones	1--4	1--4	-	-	-	-	-

2022 NORTH DAKOTA FOOTBALL

INDIVIDUAL GAME-BY-GAME

PASSING

#2 Tommy Schuster	Comp	Att	Int	Pct	Yards	TD	Long	Sacked	Effic.
Nebraska	24	37	0	64.9	131	1	15	2-8	103.5
UNI	21	24	1	87.5	297	2	39	1-16	210.6
Northern Ariz.	21	32	0	65.6	206	2	27	0-0	140.3
Southern Ill.	19	32	0	59.4	232	0	42	7-52	120.3
Missouri St.	22	29	1	75.9	267	2	38	1-8	169.1
Youngstown St.	20	31	0	64.5	292	1	50	2-15	154.3
Totals	127	185	2	68.6	1425	8	50	13-99	145.5

#6 Simon Romfo	Comp	Att	Int	Pct	Yards	TD	Long	Sacked	Effic.
UNI	1	1	0	100.0	7	0	7	0-0	158.8
Totals	1	1	0	100.0	7	0	7	0-0	158.8

#14 Quincy Vaughn	Comp	Att	Int	Pct	Yards	TD	Long	Sacked	Effic.
UNI	0	1	0	0.0	0	0	0	0-0	0.0
Northern Ariz.	0	1	0	0.0	0	0	0	0-0	0.0
Southern Ill.	1	2	0	50.0	1	0	1	0-0	54.2
Totals	1	4	0	25.0	1	0	1	1-10	27.1

INDIVIDUAL GAME-BY-GAME

TACKLES

Total Tackles

Player	S-A	Total	Nebr	UNI	NAU	SIU	MOST	YSU
Kadon Kauppinen	17-19	36	2-4	2-2	4-5	1-1	3-3	5-4
Caden White	22-10	32	2-2	2-1	3-4	8-1	2-1	5-1
CJ Siegel	19-6	25	2-0	3-1	2-1	5-2	4-0	3-2
Devon Krzanowski	15-9	24	2-0	4-1	1-6	1-1	5-1	2-0
Wyatt Pedigo	17-6	23	-	3-0	3-5	3-0	1-0	7-1
Jayson Coley	10-11	21	1-0	2-0	1-5	2-3	3-0	1-3
Marcus Vaughn-Jones	9-12	21	0-4	1-0	3-4	2-0	1-3	2-1
Kason Kelley	10-10	20	1-4	2-0	0-6	3-0	1-0	3-0
Ben McNaboe	13-6	19	2-3	2-1	2-1	2-0	2-0	3-1
Ted Mullin	9-9	18	3-4	1-0	3-4	1-0	-	1-1
Josh Navratil	7-11	18	1-3	3-1	0-5	1-0	2-0	0-2
Casey Schultz	9-2	11	3-0	-	0-1	4-0	1-1	1-0
Ethan Ball	9-2	11	1-1	2-1	-	4-0	2-0	-
Aaron Cooper	8-3	11	-	1-1	1-1	3-0	1-0	2-1
Devin Hembry	5-5	10	1-2	2-0	0-1	1-1	0-1	1-0
Richard Agyekum	3-4	7	-	1-0	0-3	2-1	DNP	-
Jaelen Johnson	2-5	7	1-1	-	0-3	1-0	-	0-1
Clayton Bishop	4-2	6	3-1	DNP	DNP	1-0	0-1	-
Elijah Beach	3-3	6	0-1	-	2-1	1-1	-	-
Malachi Buckner	3-3	6	1-1	0-1	1-0	-	1-0	0-1
Tommy Kimball	3-3	6	1-0	-	0-1	0-1	0-1	2-0
Craig Orlando	2-4	6	1-2	-	0-2	-	-	1-0
Cole Davis	3-2	5	DNP	DNP	2-1	DNP	1-1	-
Luke Lennon	1-3	4	1-2	-	-	-	0-1	-
Matt Koshiol	3-0	3	DNP	-	-	-	1-0	2-0
Edmund Ocansey	3-0	3	-	-	DNP	-	1-0	2-0
Jalen Morrison	0-3	3	-	-	0-2	-	-	0-1
Sammy Fort	0-3	3	0-3	DNP	DNP	DNP	DNP	DNP
Bartholomew Ogbu	2-0	2	DNP	DNP	-	1-0	-	1-0
Malachi McNeal	2-0	2	DNP	DNP	-	1-0	1-0	-
Brayden Bryant	1-0	1	DNP	-	-	-	1-0	-
Bo Belquist	1-0	1	-	1-0	-	-	-	-
Dylan Boecker	1-0	1	-	DNP	DNP	DNP	1-0	DNP

2022 NORTH DAKOTA FOOTBALL

INDIVIDUAL GAME-BY-GAME

TACKLES-FOR-LOSS

Player	UA-A	Total	Nebr	UNI	NAU	SIU	MOST	YSU
Ben McNaboe	7-2	8.0	1.5-13	1.0-3	2.0-10	1.0-2	1.0-6	1.5-7
Josh Navratil	2-1	2.5	-	2.0-19	-	-	-	0.5-1
Caden White	2-0	2.0	1.0-2	-	-	-	1.0-1	-
Devon Krzanowski	2-0	2.0	1.0-1	-	-	-	1.0-12	-
Kadon Kauppinen	1-2	2.0	-	-	0.5-1	-	0.5-1	1.0-3
CJ Siegel	1-1	1.5	-	-	1.5-13	-	-	-
Marcus Vaughn-Jones	1-1	1.5	-	-	-	-	1.5-3	-
Jayson Coley	1-1	1.5	-	-	-	-	-	1.5-11
Aaron Cooper	1-0	1.0	-	-	1.0-4	-	-	-
Bartholomew Ogbu	1-0	1.0	DNP	DNP	-	1.0-4	-	-
Casey Schultz	1-0	1.0	-	-	-	1.0-2	-	-
Wyatt Pedigo	1-0	1.0	-	-	-	1.0-2	-	-
Jaalen Johnson	1-0	1.0	1.0-9	-	-	-	-	-
Jalen Morrison	0-1	0.5	-	-	-	-	-	0.5-1
Ted Mullin	0-1	0.5	0.5-5	-	-	-	-	-

SACKS

Player	UA-A	Total	Nebr	UNI	NAU	SIU	MOST	YSU
Ben McNaboe	4-1	4.5	1.5-13	-	1-8	-	1-6	1-7
Josh Navratil	2-0	2	-	2-19	-	-	-	-
CJ Siegel	1-0	1	-	-	1-11	-	-	-
Jayson Coley	1-0	1	-	-	-	-	-	1-9
Devon Krzanowski	1-0	1	-	-	-	-	1-12	-
Jaalen Johnson	1-0	1	1-9	-	-	-	-	-
Ted Mullin	0-1	0.5	0.5-5	-	-	-	-	-

INDIVIDUAL GAME-BY-GAME

ALL-PURPOSE YARDS

Player	Total	Nebr	UNI	NAU	SIU	MOST	YSU
Tyler Hoosman	499	41	101	102	39	165	51
Isaiah Smith	476	109	75	22	25	135	110
CJ Siegel	433	-	58	104	109	83	79
Bo Belquist	413	40	85	65	78	63	82
Garett Maag	313	21	18	47	67	104	56
Adam Zavalney	127	7	50	14	24	14	18
Red Wilson	115	35	29	-2	13	24	16
Jack Wright	95	8	-	51	23	-	13
Nick Kupfer	54	3	19	21	11	-	-
Quincy Vaughn	50	15	8	2	10	1	14
Caden Dennis	44	DNP	30	-	DNP	DNP	14
Marcus Preston	40	24	-	8	-	8	DNP
Wyatt Pedigo	33	15	18	-	-	-	-
Nate DeMontagnac	23	-	7	DNP	16	-	-
Gaven Ziebarth	23	8	DNP	DNP	3	12	DNP
Simon Romfo	6	6	-	DNP	DNP	-	DNP
Cole Davis	3	DNP	DNP	-	DNP	-	3
Jaden Norby	3	-	-	-	-	-	3
Tommy Schuster	1	1	18	11	-37	-3	11
Marcus Vaughn-Jones	-4	-4	-	-	-	-	-

RED ZONE RECAP

NORTH DAKOTA

Opponent	Scores/Chances	Result	Pct.
at NEB	3/3	2 TD, 1 FG	100%
UNI	3/4	3 TD	75.0%
at NAU	2/2	1 TD, 1 FG	100%
at SIU	3/4	2 TD, 1 FG	75.0%
MSU	4/4	3 TD, 1 FG	100%
at YSU	3/3	3 TD	100%
TOTAL	18/20	14 TD, 4 FG	90.0%

OPPONENT

Opponent	Series	Result	Pct.
at NEB	4/5	4 TD	80.0%
UNI	2/3	2 FG	66.7%
at NAU	4/6	3 TD, 1 FG	66.7%
at SIU	3/4	2 TD, 1 FG	75.0%
MSU	5/6	4 TD, 1 FG	83.3%
at YSU	3/3	2 TD, 1 FG	100%
TOTAL	21/27	15 TD, 6 FG	77.8%

SCORING BREAKDOWN

NORTH DAKOTA DRIVES

Totals: 18 scoring drives (14 TD, 4 FG)

Special Teams/Defensive Touchdown:

C.J. Siegel 50-yard interception return at NAU

Cole Davis 3-yard blocked punt return at YSU

LONGEST DRIVES BY:

Plays:	16	at Nebraska (9/3)
Yards:	80	at Nebraska (9/3)
Time:	7:20	vs. Missouri State (10/1)

OPPONENT DRIVES

Totals: 21 scoring drives (15 TD, 6 FG)

Special Teams/Defensive Touchdown:

LONGEST DRIVES BY:

Plays:	13	vs. Northern Iowa (9/10)
Yards:	89	at Nebraska (9/3)
Time:	6:17	vs. Northern Iowa (9/10)

TURNOVERS BY GAME

NORTH DAKOTA: 4 GAINED

TYPE	QTR	PLAYER	PLAYS/ YDS	1st DOWNS	RESULT
at Nebraska (2)					
Fumble	1	Devon Krzanowski	4/1	0	Punt
Interception	3	Wyatt Pedigo	2/8	0	Touchdown
Northern Iowa (1)					
Interception	4	Wyatt Pedigo	5/66	2	Touchdown
at Northern Arizona (1)					
Interception	2	C.J. Siegel	-	-	Touchdown
at Southern Illinois (0)					
-	-	-	-	-	-
Missouri State (0)					
-	-	-	-	-	-
at Youngstown State (0)					
-	-	-	-	-	-

OPPONENT: 3 GAINED

TYPE	QTR	PLAYER	PLAYS/ YDS	1st DOWNS	RESULT
at Nebraska (1)					
Fumble	3	Stephon Wynn Jr.	5/18	1	Field Goal
Northern Iowa (1)					
Interception	2	Woo Governor	7/68	3	Touchdown
at Northern Arizona (0)					
-	-	-	-	-	-
at Southern Illinois (0)					
-	-	-	-	-	-
Missouri State (1)					
Interception	2	Von Young	4/27	2	Touchdown
at Youngstown State (0)					
-	-	-	-	-	-

LONG PLAY BREAKDOWN (20+ YARDS)

LONG PLAYS BY THE NUMBERS

BY YARDAGE			BY TYPE		
Yards	No.	TD	By Type	No.	TD
100+	0	0	Rushing	6	2
90-99	0	0	Passing	19	4
80-89	0	0	Punt returns	0	0
70-79	0	0	Kick returns	11	0
60-69	1	0	Interceptions	1	1
50-59	5	3	Fumble returns	0	0
40-49	2	0	Other	0	0
30-39	11	3	TOTAL	37	7
20-29	18	1			

20+ YARD PLAYS BY PLAYER

Player	No.	TD	R	P	KR	PR	IR	FR
Siegel, C.J.	12	1	0	0	11	0	1	0
Maag, Garrett	6	0	0	6	0	0	0	0
Smith, Isaiah	5	2	2	3	0	0	0	0
Hoosman, Tyler	3	1	3	0	0	0	0	0
Belquist, Bo	4	1	0	4	0	0	0	0
Zavalney, Adam	2	0	0	2	0	0	0	0
Dennis, Caden	1	0	0	1	0	0	0	0
Wilson, Red	1	0	0	1	0	0	0	0
Wright, Jack	1	1	0	1	0	0	0	0
Kupfer, Nick	1	0	0	1	0	0	0	0
Schuster, Tommy	1	0	1	0	0	0	0	0
TOTAL	37	6	6	19	11	0	1	0

LONGEST PLAYS OF THE YEAR

Rushing		
63	Isaiah Smith	at Nebraska (9/3)
Rushing Touchdown		
55	Tyler Hoosman	vs. Missouri State (10/1)
Passing		
50	Isaiah Smith from Tommy Schuster	at Youngstown State (10/8)
Passing Touchdown		
39	Bo Belquist from Tommy Schuster	vs. Northern Iowa (9/10)
Punt Return		
6	Bo Belquist	at Northern Arizona (9/17)-
Kick Return		
58	C.J. Siegel	vs. Northern Iowa (9/10)
Interception Return		
50	C.J. Siegel	at Northern Arizona (9/17)
Fumble Return		
-	-	-
Punt		
59	Cade Peterson	at Nebraska (9/3), at Northern Arizona (9/17)
Field Goal		
42	Brady Stevens	vs. Missouri State (10/1)

BY YARDAGE (20+)

OFFENSE			
Yds	Type	Player(s)	Opponent
63	Rush	Isaiah Smith	at Nebraska
55	Rush	Tyler Hoosman	vs. Missouri State
54	Rush	Isaiah Smith	vs. Missouri State
50	Pass	Isaiah Smith from Tommy Schuster	at Youngstown State
46	Rush	Tyler Hoosman	vs. Northern Iowa
42	Pass	Bo Belquist from Tommy Schuster	at Southern Illinois
39	Pass	Bo Belquist from Tommy Schuster	vs. Northern Iowa
39	Rush	Tyler Hoosman	at Northern Arizona
38	Pass	Garrett Maag from Tommy Schuster	vs. Missouri State
37	Pass	Bo Belquist from Tommy Schuster	vs. Missouri State
32	Pass	Isaiah Smith from Tommy Schuster	vs. Missouri State
32	Pass	Isaiah Smith from Tommy Schuster	at Youngstown State
30	Pass	Caden Dennis from Tommy Schuster	vs. Northern Iowa
29	Pass	Garrett Maag from Tommy Schuster	vs. Missouri State
27	Pass	Bo Belquist from Tommy Schuster	at Northern Arizona
26	Rush	Tommy Schuster	at Youngstown State
26	Pass	Garrett Maag from Tommy Schuster	at Youngstown State
24	Pass	Adam Zavalney from Tommy Schuster	vs. Northern Iowa
24	Pass	Garrett Maag from Tommy Schuster	at Southern Illinois
23	Pass	Jack Wright from Tommy Schuster	at Northern Arizona
22	Pass	Red Wilson from Tommy Schuster	vs. Northern Iowa
22	Pass	Adam Zavalney from Tommy Schuster	vs. Northern Iowa
22	Pass	Nick Kupfer from Tommy Schuster	at Northern Arizona
21	Pass	Garrett Maag from Tommy Schuster	at Southern Illinois
21	Pass	Garrett Maag from Tommy Schuster	at Youngstown State

DEFENSE

Yds	Type	Player(s)	Opponent
50	INT	C.J. Siegel interception return for TD	at Northern Arizona

SPECIAL TEAMS

Yds	Type	Player(s)	Opponent
58	KR	C.J. Siegel	vs. Northern Iowa
37	KR	C.J. Siegel	at Youngstown State
32	KR	C.J. Siegel	vs. Missouri State
31	KR	C.J. Siegel	at Southern Illinois
30	KR	C.J. Siegel	at Northern Arizona
28	KR	C.J. Siegel	at Southern Illinois
26	KR	C.J. Siegel	at Southern Illinois
24	KR	C.J. Siegel	at Northern Arizona
24	KR	C.J. Siegel	at Southern Illinois
24	KR	C.J. Siegel	vs. Missouri State
23	KR	C.J. Siegel	at Youngstown State

THE LAST TIME...

INDIVIDUAL RUSHING

Rushing, 30 times or more	30, John Santiago vs. Montana State, W 44-38, Oct. 31, 2015
Rushing, 25 times or more	28, Brady Oliveira at Idaho, L 31-27, Nov. 3, 2018
Rushing, 3 TDs	3, Otis Weah at Missouri State, L 28-32, Oct. 30, 2021
Rushing, 2 or more TDs	2, Tyler Hoosman at Youngstown State, W 35-30, Oct. 8, 2022
Had a 200-yard rusher	213, James Johannesson at Sacramento State, W 41-15, Oct. 20, 2018
Had a 100-yard rusher	147, Tyler Hoosman vs. Missouri State, W 48-31, Oct. 1, 2022
Had two 100-yard rushers	Weah (125), Ziebarth (110) vs. Western Illinois, W 34-10, Oct. 23, 2021
Had a rush of 70 yards or more	74, Otis Weah at North Dakota State, L 13-34, Mar. 20, 2021
Had a rush of 60 yards or more	63, Isaiah Smith at Nebraska, L 17-38, Sept. 3, 2022
Had a rush of 50 yards or more	55, Tyler Hoosman vs. Missouri State, W 48-31, Oct. 1, 2022

INDIVIDUAL PASSING

Passing, 600 yards or more	660, Braden Hanson vs. Montana, W 40-34, Oct. 20, 2012
Passing, 500 yards or more	660, Braden Hanson vs. Montana, W 40-34, Oct. 20, 2012
Passing, 400 yards or more	660, Braden Hanson vs. Montana, W 40-34, Oct. 20, 2012
Passing, 300 yards or more	345, Tommy Schuster at Utah State, L 48-24, Sept. 10, 2021
Attempted 40 or more passes	48, Tommy Schuster at Southern Illinois, L 28-31, Oct. 16, 2021
Attempted 30 or more passes	32, Tommy Schuster at Southern Illinois, L 17-34, Sept. 24, 2022
Completed 40 or more passes	42, Braden Hanson vs. Montana, W 40-34, Oct. 20, 2012
Completed 30 or more passes	31, Tommy Schuster at Southern Illinois, L 28-31, Oct. 16, 2021
Completed 20 or more passes	20, Tommy Schuster at Youngstown State, W 35-30, Oct. 8, 2022
Threw six or more touchdown passes	6, Marcus Hendrickson vs. Portland State, W 45-37, Sept. 8, 2012
Threw five or more touchdown passes	5, Braden Hanson vs. Montana, W 40-34, Oct. 20, 2012
Threw four or more touchdown passes	4, Nate Ketteringham, vs. Montana, W 41-14, Oct. 13, 2018
Completed a pass of 80 yards or more	80, Joe Mollberg (to Greg Hardin) at Portland State, L 14-10, Oct. 26, 2013
Completed a pass of 70 yards or more	74, Keaton Studsrud (to Luke Stanley) vs. Cal Poly, W 31-24, Oct. 1, 2016
Completed a pass of 60 yards or more	62, Andrew Zimmerman (to Stetson Carr) at Montana, L 41-17, Oct. 14, 2017
Completed a pass of 50 yards or more	50, Tommy Schuster (to Isaiah Smith) at Youngstown State, W 35-30, Oct. 8, 2022

INDIVIDUAL RECEIVING

Caught 12 or more passes	16, Kenny Golladay at Northern Arizona, L 48-27, Nov. 2, 2013
Caught 10 or more passes	10, Travis Toivonen at Nicholls State, L 6-24, Nov. 30, 2019
Caught 8 or more passes	9, Bo Belquist vs. Youngstown State, W 24-21, Nov. 6, 2021
Had 200 or more yards receiving	207, Greg Hardin vs. South Dakota State, L 35-28, Sept. 7, 2013
Had 150 or more yards receiving	151, Garrett Maag at Western Illinois, W 38-21, Mar. 13, 2021
Had 100 or more yards receiving	104, Garrett Maag vs. Missouri State, W 48-31, Oct. 1, 2022
Had three 100-yard receivers	Greg Hardin (12-333), Blair Townsend (12-152) and Jameer Jackson (8-124) vs. Montana, W 40-34, Oct. 20, 2012
Had two 100-yard receivers	115, Demun Mercer and 100, Noah Wanzek vs. Sacramento State, L 34-27, Oct. 21, 2017
Caught four or more TDs	4, Kenny Golladay at Northern Arizona, L 48-27, Nov. 2, 2013
Caught three or more TDs	4, Kenny Golladay at Northern Arizona, L 48-27, Nov. 2, 2013
Caught two or more TDs	2, Garrett Maag vs. Missouri State, W 48-31, Oct. 1, 2022
Caught a pass of 80 yards or more	80, Greg Hardin (from Joe Mollberg) at Portland State, L 14-10, Oct. 26, 2013
Caught a pass of 70 yards or more	74, Luke Stanley (from Keaton Studsrud) vs. Cal Poly, W 31-24, Oct. 1, 2016
Caught a pass of 60 yards or more	62, Stetson Carr (from Andrew Zimmerman) at Montana, L 41-17, Oct. 14, 2017
Caught a pass of 50 yards or more	50, Isaiah Smith (from Tommy Schuster), at Youngstown State, W 35-30, Oct. 8, 2022

INDIVIDUAL RETURNS

Returned a fumble for a touchdown	Devon Kzranowski (0 yards) at Southern Illinois, L 28-31, Oct. 16, 2021
Returned an interception for a touchdown	C.J. Siegel (50 yards) at Northern Arizona, W 27-24, Sept. 17, 2022
Returned a kickoff for a touchdown	Evan Holm (99 yards) vs. Weber State, L 30-35, Oct. 27, 2018
Returned a punt for a touchdown	John Santiago (64 yards) at Portland State, W 48-21, Oct. 28, 2017
Returned a blocked extra-point for two points	Cordero Finley vs. Black Hills State, W 53-19, Sept. 24, 2012
Returned a blocked punt for a touchdown	Cole Davis at Youngstown State, W 35-30, Oct. 8, 2022
Returned a blocked FG for a touchdown	Donnell Rodgers vs. Weber State, L, 30-35, Oct. 27, 2018

TEAM TOTAL OFFENSE

Had 600 or more yards of total offense	607 vs. Western Illinois, W 34-10, Oct. 23, 2021
Had 500 or more yards of total offense	515 vs. Missouri State, W 48-31, Oct. 1, 2022
Had 400 or more yards of total offense	515 vs. Missouri State, W 48-31, Oct. 1, 2022

TEAM MISCELLANEOUS

Recorded a safety	vs. Drake, W 47-7, Aug. 31, 2019
Recorded a shutout	vs. Drake, W 38-0, Sept. 18, 2021
Scored a defensive touchdown	at Northern Arizona, W 27-24, Sept. 17, 2022
Scored 60 or more points	69, vs. Valparaiso, W 69-10, Aug. 29, 2013
Scored 50 or more points	69, vs. Valparaiso, W 69-10, Aug. 29, 2013
Scored 40 or more points	48, vs. Missouri State, W 48-31, Oct. 1, 2022

SEASON SUPERLATIVES

North Dakota - Game Highs

RUSHES	40	Missouri St. (10/01/2022)
	40	UNI (09/10/2022)
YARDS RUSHING	248	Missouri St. (10/01/2022)
YARDS PER RUSH	6.2	Missouri St. (10/01/2022)
TD RUSHES	4	Missouri St. (10/01/2022)
PASS ATTEMPTS	37	at Nebraska (09/03/2022)
PASS COMPLETIONS	24	at Nebraska (09/03/2022)
YARDS PASSING	304	UNI (09/10/2022)
YARDS PER PASS	11.7	UNI (09/10/2022)
TD PASSES	2	Missouri St. (10/01/2022)
	2	at Northern Ariz. (09/17/2022)
	2	UNI (09/10/2022)
TOTAL PLAYS	70	Missouri St. (10/01/2022)
	70	at Nebraska (09/03/2022)
TOTAL OFFENSE	515	Missouri St. (10/01/2022)
YARDS PER PLAY	7.4	Missouri St. (10/01/2022)
POINTS	48	Missouri St. (10/01/2022)
SACKS BY	3	at Nebraska (09/03/2022)
FIRST DOWNS	28	Missouri St. (10/01/2022)
PENALTIES	6	at Northern Ariz. (09/17/2022)
	6	at Nebraska (09/03/2022)
PENALTY YARDS	70	at Nebraska (09/03/2022)
TURNOVERS	1	Missouri St. (10/01/2022)
	1	UNI (09/10/2022)
	1	at Nebraska (09/03/2022)
PUNTS	6	at Nebraska (09/03/2022)
PUNTING AVG	52.3	at Northern Ariz. (09/17/2022)
LONG PUNT	59	at Northern Ariz. (09/17/2022)
	59	at Nebraska (09/03/2022)
PUNTS INSIDE 20	2	at Nebraska (09/03/2022)
LONG PUNT RETURN	9	at Northern Ariz. (09/17/2022)

SEASON SUPERLATIVES

Opponent - Game Highs

RUSHES	41	at Nebraska (09/03/2022)
YARDS RUSHING	244	at Nebraska (09/03/2022)
YARDS PER RUSH	6.1	UNI (09/10/2022)
TD RUSHES	3	at Nebraska (09/03/2022)
PASS ATTEMPTS	48	at Northern Ariz. (09/17/2022)
PASS COMPLETIONS	33	at Northern Ariz. (09/17/2022)
YARDS PASSING	334	UNI (09/10/2022)
YARDS PER PASS	12.4	UNI (09/10/2022)
TD PASSES	4	at Southern Ill. (09/24/2022)
TOTAL PLAYS	83	at Northern Ariz. (09/17/2022)
TOTAL OFFENSE	458	at Youngstown St. (10/08/2022)
	458	at Southern Ill. (09/24/2022)
YARDS PER PLAY	9.8	UNI (09/10/2022)
POINTS	38	at Nebraska (09/03/2022)
SACKS BY	7	at Southern Ill. (09/24/2022)
FIRST DOWNS	28	at Northern Ariz. (09/17/2022)
PENALTIES	7	at Nebraska (09/03/2022)
PENALTY YARDS	50	Missouri St. (10/01/2022)
	50	at Northern Ariz. (09/17/2022)
TURNOVERS	2	at Nebraska (09/03/2022)
PUNTS	3	Missouri St. (10/01/2022)
	3	at Northern Ariz. (09/17/2022)
PUNTING AVG	47.7	Missouri St. (10/01/2022)
LONG PUNT	53	at Northern Ariz. (09/17/2022)
PUNTS INSIDE 20	1	at Nebraska (09/03/2022)
LONG PUNT RETURN	0	at Youngstown St. (10/08/2022)
	0	Missouri St. (10/01/2022)
	0	at Southern Ill. (09/24/2022)
	0	at Northern Ariz. (09/17/2022)
	0	UNI (09/10/2022)
	0	at Nebraska (09/03/2022)

SEASON SUPERLATIVES

North Dakota - Individual Game Highs

RUSHES	17	Tyler Hoosman vs UNI (09/10/2022)
YARDS RUSHING	147	Tyler Hoosman vs Missouri St. (10/01/2022)
TD RUSHES	2	Tyler Hoosman at Youngstown St. (10/08/2022)
	2	Quincy Vaughn vs Missouri St. (10/01/2022)
	2	Tyler Hoosman at Southern Ill. (09/24/2022)
LONG RUSH	63	Isaiah Smith at Nebraska (09/03/2022)
PASS ATTEMPTS	37	Tommy Schuster at Nebraska (09/03/2022)
PASS COMPLETIONS	24	Tommy Schuster at Nebraska (09/03/2022)
YARDS PASSING	297	Tommy Schuster vs UNI (09/10/2022)
TD PASSES	2	Tommy Schuster vs Missouri St. (10/01/2022)
	2	Tommy Schuster at Northern Ariz. (09/17/2022)
	2	Tommy Schuster vs UNI (09/10/2022)
LONG PASS	50	Tommy Schuster at Youngstown St. (10/08/2022)
RECEPTIONS	7	Bo Belquist vs Missouri St. (10/01/2022)
YARDS RECEIVING	104	Garett Maag vs Missouri St. (10/01/2022)
TD RECEPTIONS	2	Garett Maag vs Missouri St. (10/01/2022)
LONG RECEPTION	50	Isaiah Smith at Youngstown St. (10/08/2022)
PUNTS	5	Cade Peterson at Nebraska (09/03/2022)
PUNTING AVG	52.3	Cade Peterson at Northern Ariz. (09/17/2022)
LONG PUNT	59	Cade Peterson at Northern Ariz. (09/17/2022)
	59	Cade Peterson at Nebraska (09/03/2022)
PUNTS INSIDE 20	2	Cade Peterson at Nebraska (09/03/2022)
LONG PUNT RETURN	9	Bo Belquist at Northern Ariz. (09/17/2022)
LONG KICKOFF RETURN	58	CJ Siegel vs UNI (09/10/2022)
TACKLES	9	Kadon Kauppinen at Youngstown St. (10/08/2022)
	9	Caden White at Southern Ill. (09/24/2022)
	9	Kadon Kauppinen at Northern Ariz. (09/17/2022)
SACKS	2	Josh Navratil vs UNI (09/10/2022)
TACKLES FOR LOSS	2	Ben McNaboe at Northern Ariz. (09/17/2022)
	2	Josh Navratil vs UNI (09/10/2022)

SEASON SUPERLATIVES

Opponent - Individual Game Highs

RUSHES	23	Anthony Grant at Nebraska (09/03/2022)
YARDS RUSHING	189	Anthony Grant at Nebraska (09/03/2022)
TD RUSHES	2	Dom Williams vs UNI (09/10/2022)
	2	Anthony Grant at Nebraska (09/03/2022)
LONG RUSH	55	Jacardia Wright vs Missouri St. (10/01/2022)
PASS ATTEMPTS	47	RJ Martinez at Northern Ariz. (09/17/2022)
PASS COMPLETIONS	33	RJ Martinez at Northern Ariz. (09/17/2022)
YARDS PASSING	334	Theo Day vs UNI (09/10/2022)
TD PASSES	4	Nic Baker at Southern Ill. (09/24/2022)
LONG PASS	72	Theo Day vs UNI (09/10/2022)
RECEPTIONS	9	Coleman Owen at Northern Ariz. (09/17/2022)
YARDS RECEIVING	157	Deion McShane vs UNI (09/10/2022)
TD RECEPTIONS	2	Naveon Mitchell vs Missouri St. (10/01/2022)
	2	Jacob Garrett at Southern Ill. (09/24/2022)
	2	Coleman Owen at Northern Ariz. (09/17/2022)
LONG RECEPTION	72	Deion McShane vs UNI (09/10/2022)
FIELD GOALS	3	Colt McFadden at Youngstown St. (10/08/2022)
LONG FIELD GOALS	47	Colt McFadden at Youngstown St. (10/08/2022)
PUNTS	3	Grant Burkett vs Missouri St. (10/01/2022)
	3	Eemil Herranen at Northern Ariz. (09/17/2022)
PUNTING AVG	47.7	Grant Burkett vs Missouri St. (10/01/2022)
LONG PUNT	53	Eemil Herranen at Northern Ariz. (09/17/2022)
PUNTS INSIDE 20	1	Brian Buschini at Nebraska (09/03/2022)
LONG PUNT RETURN	none	
LONG KICKOFF RETURN	40	Dra Rushton at Youngstown St. (10/08/2022)
TACKLES	12	Von Young vs Missouri St. (10/01/2022)
SACKS	2	Richie Hagarty at Southern Ill. (09/24/2022)
TACKLES FOR LOSS	2.5	Branson Combs at Southern Ill. (09/24/2022)
INTERCEPTIONS	1	Von Young vs Missouri St. (10/01/2022)
	1	Woo Governor vs UNI (09/10/2022)

OFFENSIVE STARTERS

OPPONENT	LT	LG	C	RG	RT	TE/WR	QB	RB	WR	WR	WR/TE
at Nebraska	Ventrelli	Lotysz	Carroll	Kilty	Hagen	Zavalney	Schuster	Smith	Maag	Belquist	Kupfer
Northern Iowa	Ventrelli	Anderson	Carroll	Kilty	Hagen	Zavalney	Schuster	Smith	Maag	Wilson	Gunderson
at Northern Arizona	Ventrelli	Bryant	Carroll	Kilty	Lavell	Norby	Schuster	Smith	Maag	Belquist	Preston
at Southern Illinois	Ventrelli	Bryant	Lotysz	Kilty	Hagen	Norby	Schuster	Hoosman	Maag	Belquist	Kupfer
Missouri State	Ventrelli	Bryant	Carroll	Kilty	Hagen	Zavalney	Schuster	Smith	Maag	Belquist	DeMontagnac
at Youngstown State	Ventrelli	Bryant	Lotysz	Kilty	Anderson	Zavalney	Schuster	Hoosman	Maag	Wilson	Kupfer

DEFENSIVE STARTERS

OPPONENT	DE	DT	DE	LB	LB	LB	LB	DB	S	S	DB
at Nebraska	Johnson	Morrison	McNaboe	Mullin	Krzanowski	White	Vaughn-Jones	Bishop	Fort	Kauppinen	Siegel
Northern Iowa	Johnson	Morrison	McNaboe	Mullin	Krzanowski	White	Vaughn-Jones	Hembry	Coley	Kauppinen	Siegel
at Northern Arizona	Johnson	Morrison	McNaboe	Mullin	Krzanowski	White	Vaughn-Jones	Agyekum	Coley	Kauppinen	Siegel
at Southern Illinois	Johnson	Morrison	McNaboe	Mullin	Krzanowski	White	Vaughn-Jones	Agyekum	Coley	Kauppinen	Siegel
Missouri State	Johnson	Morrison	McNaboe	Mullin	Pedigo	White	Vaughn-Jones	Ocansey	Coley	Kauppinen	Siegel
at Youngstown State	Johnson	Morrison	McNaboe	Mullin	Pedigo	White	Vaughn-Jones	Ocansey	Coley	Kauppinen	Siegel

OVERTIME HISTORY**All-time Record:** 7-3**Streak:** W6**Division I**

at South Dakota (11/22/2008) W, 34-31
 vs. South Dakota (9/17/2016) W, 47-44 (2 OT)

Division II

vs. St. Cloud State (10/24/1998) W, 31-28
 at NW Missouri State (11/20/1999) L, 20-13
 vs. Nebraska-Omaha (10/20/2001) L, 27-24
 at Mesa State (9/13/2003) L, 31-24
 North Dakota State (10/18/2003) W, 28-21
 at St. Cloud State (11/13/2004) W, 20-17 (2 OT)
 at Augustana (9/30/2006) W, 24-21
 at St. Cloud State (11/4/2006) W, 34-27

2022 NORTH DAKOTA FOOTBALL

CAREER STARTS

Offensive Line	18	19	20	21	22	T
Donny Ventrelli	-	8	7	11	6	32
Easton Kilty	-	-	2	11	6	19
Ben Christian	-	-	-	8	-	8
Colin Lavell	-	-	-	4	1	5
Peyton Lotysz	-	-	-	-	3	3
Danny Carroll	-	-	-	-	4	4
Sam Hagen	-	-	-	-	4	4
Brayden Bryant	-	-	-	-	4	4
Seth Anderson	-	-	-	-	2	2
Quarterback	18	19	20	21	22	T
Tommy Schuster	-	-	7	11	6	24
Running Back	18	19	20	21	22	T
Isaiah Smith	-	-	-	1	4	5
Luke Skokna	-	-	1	3	-	4
Tyler Hoosman	-	-	-	-	2	2
Tight Ends/Fullback	18	19	20	21	22	T
Adam Zavalney	-	-	3	7	4	14
Jaden Norby	-	-	-	2	2	4
Trae Steckler	-	-	-	1	-	1
Max Gunderson	-	-	-	-	1	1
Wide Receivers	18	19	20	21	22	T
Garett Maag	2	11	7	9	6	35
Bo Belquist	-	-	5	8	4	17
Marcus Preston	-	-	1	8	1	10
Nick Kupfer	-	-	-	-	3	3
Red Wilson	-	-	-	-	2	2
Nate DeMontagnac	-	-	-	-	1	1
Defensive Line	18	19	20	21	22	T
Jalen Johnson	-	12	7	6	6	31
Jalen Morrison	-	9	7	8	6	30
Ben McNaboe	-	-	-	5	6	11
Outside Linebackers	18	19	20	21	22	T
Ted Mullin	-	-	-	-	6	6
Marcus Vaughn-Jones	-	-	-	-	6	6
Josh Navratil	-	-	1	-	-	1
Inside Linebackers	18	19	20	21	22	T
Devon Krzanowski	-	-	7	11	4	22
Caden White	-	-	-	-	6	6
Wyatt Pedigo	-	-	-	-	2	2
Safeties	18	19	20	21	22	T
Kadon Kauppinen	-	-	2	1	6	9
Jayson Coley	-	-	-	1	5	6
Sammy Fort	-	-	-	-	1	1
Cornerbacks	18	19	20	21	22	T
C.J. Siegel	-	11	7	10	6	34
Richard Agyekum	-	-	-	-	2	2
Edmund Ocansey	-	-	-	-	2	2
Clayton Bishop	-	-	-	-	1	1
Devin Hembry	-	-	-	-	1	1

vs. FCS RANKED OPPONENTS (Division I era)

STATS Top 25 FCS Poll

12	Southern Illinois (11/1/2008)	L, 40-21
18	Cal Poly (10/31/2009)	W, 31-17
13	Montana (11/13/2010)	L, 27-17
23	Cal Poly (10/23/2010)	L, 22-21
22	South Dakota (11/18/2011)	W, 38-37
23	Cal Poly (9/29/2012)	L, 35-17
7	at Eastern Washington (10/6/2012)	L, 55-17
16	Northern Arizona (10/13/2012)	L, 45-38
4	at Montana State (10/27/2012)	L, 55-10
6	South Dakota State (9/7/2013)	L, 35-28
11	Montana (9/14/2013)	L, 55-17
11	Montana State (9/28/2013)	L, 63-20
6	Eastern Washington (10/12/2013)	L, 35-14
14	at Northern Arizona (11/2/2013)	L, 48-27
13	at Montana State (9/27/2014)	L, 29-18
7	Montana (10/4/2014)	L, 18-15
7	at Eastern Washington (11/1/14)	L, 54-3
22	Northern Arizona (11/15/14)	W, 30-28
4	at North Dakota State (9/19/15)	L, 34-9
16	at Portland State (10/3/15)	W, 19-17
19	at Montana (10/24/15)	L, 42-16
19	Montana State (10/31/15)	W, 44-38
16	Cal Poly (10/1/16)	W, 31-24
12	Richmond (12/3/16)	L, 27-24
25	Utah (8/31/17; first time vs. ranked FBS foe)	L, 37-16
23	at South Dakota (9/16/17)	L, 45-7
25	at Montana (10/14/17)	L, 41-17
17	at Southern Utah (11/4/17)	L, 47-21
19	Eastern Washington (11/11/17)	L, 21-14
5	at Sam Houston State (9/15/18)	W, 24-23
22	Montana (10/13/18)	W, 41-14
4	Weber State (10/27/18)	L, 30-35
1	at North Dakota State (9/7/19)	L, 7-38
21	Sam Houston State (9/14/19)	W, 27-23
21	at Eastern Washington (9/28/19)	L, 20-35
12	UC Davis (10/5/19)	W, 38-36
9	Montana State (10/26/19)	W, 16-12
3	at Weber State (11/9/19)	L, 27-30
19	at Nicholls State (11/30/19; FCS First Round)	L, 6-24
24	Southern Illinois (2/20/2021)	W, 44-21
3	South Dakota State (2/27/2021)	W, 28-17
20	South Dakota (3/4/2021)	W, 21-10
4	at North Dakota State (3/20/2021)	L, 13-34
12	Missouri State (4/24/2021; FCS First Round)	W, 44-10
1	at James Madison (5/2/2021; FCS Quarterfinal)	L, 21-34
5	North Dakota State (10/2/2021)	L, 10-16
4	at Southern Illinois (10/16/2021)	L, 28-31
17	at Missouri State (10/30/2021)	L, 28-32
12	at South Dakota State (11/20/2021)	L, 21-24
24	Northern Iowa (9/10/2022)	W, 29-27
24	at Southern Illinois (9/24/2022)	L, 17-34
7	Missouri State (10/1/2022)	W, 48-31

GAME 1**NORTH DAKOTA****17****Nebraska Holds Off Pesky North Dakota, 38-17, in Season Opener**

LINCOLN, Neb. – Anthony Grant rushed for 189 yards and two scores on 23 carries to help Nebraska survive a push from North Dakota, 38-17, on Saturday afternoon from a sold-out Memorial Stadium.

UND (0-1) rallied from a 10-point deficit to knot the game at 17 late in the third quarter, but the Cornhuskers (1-1) struck for 21 unanswered to come away with the victory.

Isaiah Smith enjoyed his third 100-yard rushing game of his career, pacing the Fighting Hawks with 109 yards on just 10 carries. Tyler Hoosman scampered for 41 yards and a score on 10 carries of his own in his first game in the green and white.

Tommy Schuster was efficient once again with 24 completions for 131 yards and a touchdown. Bo Belquist was his favorite target, hauling in six catches for 40 yards.

On defense, Ted Mullin led the Hawks with seven tackles and a half sack. Ben McNaboe had his first multi-sack game and forced a fumble in the first quarter.

Following a Nebraska touchdown midway through the first quarter, both teams went scoreless until North Dakota knotted up the score at 7-7 with 13 seconds before the half. The UND touchdown was a one-yard pass from Schuster to Adam Zavalney to even the score following a Brady Stevens extra point. In the first half, North Dakota dominated in time of possession with a 20:38 to 9:22 advantage. The Fighting Hawks also held a 174-147 edge in total offensive yardage.

After intermission, Nebraska opened the second half with a 75-yard drive and then extended the lead to 10 at 17-7 with a field goal midway through the third quarter. The Fighting Hawks pulled within a touchdown with 5:52 left in the third quarter with a Brady Stevens field goal. One minute and 30 seconds later, Tyler Hoosman found the end zone to knot the game up at 17-17. The Hoosman score came after a 63-yard rush from Smith. The final score of the third quarter came from Nebraska with a 46-yard touchdown rush to hold a 24-17 lead heading into the fourth quarter.

The Huskers increased their lead to two scores midway through the final stanza with Ajay Allen scampered in from nine yards out before the hosts capped off the victory with a final touchdown with just two minutes remaining to close out the 38-17 score.

NEBRASKA**38****Postgame Notes**

- North Dakota drops to 0-2 all-time in the series.
- UND has now either had the lead or a chance to take the lead in the fourth quarter in each of its last 12 games.
- Nebraska finished with a 437-306 advantage in yardage.
- UND held the ball for over 36 minutes, including a 16-play, 80-yard drive in the second quarter.
- North Dakota won the turnover battle, 2-1, with Wyatt Pedigo recording the first INT of his career.
- Nebraska rushed for 244 yards on 41 carries while UND posted 33 rushes for 175 yards.
- UND finished 6-of-15 on third down and 1-of-2 on fourth down.
- Zavalney now has eight career touchdowns, ties him for sixth on the on the UND top-10 Division I list.
- Tommy Schuster's one touchdown pass moves him up to No. 3 in the UND Division I history with 25 TD passes.
- At the end of the first half, North Dakota held a 173-147 yard edge in total offense, while also holding a 20:38-9:22 advantage in time of possession.
- Isaiah Smith put down a 63-yard rush to lead to a Brady Stevens field goal of 23-yards to cut the deficit to 17-10. Smith's rush was the longest of his career. Smith finished with 104 yards, good for his third career 100-yard game.

NO. 24 NORTHERN IOWA**27****NORTH DAKOTA****29****North Dakota Rallies Past No. 24 Northern Iowa, 29-27**

GRAND FORKS, N.D. – In a back-and-forth game inside the Alerus Center, it was North Dakota (1-1, 1-0 MVFC) coming away victorious over No. 24 Northern Iowa (0-2, 0-1 MVFC), 29-27, on Saturday afternoon.

Tommy Schuster went 21-for-24 through the air for 297 yards and two touchdowns, while also rushing seven times for 11 yards and a score in the win. Schuster's two points on a successful two-point conversion early in the fourth quarter ended up being the difference. With his 21 completions, Schuster has now completed the most passes in UND's Division I history with 429, breaking the previous record of 428 held by Keaton Studsrud (2014-17).

Bo Belquist and Isaiah Smith were Schuster's favorite targets. Belquist had five receptions for 85 yards and a score, while Smith had five grabs for 65 yards. Tyler Hoosman rushed 17 times for 101 yards and a touchdown, averaging 5.9 yards per carry.

Devon Krzanowski was the top Hawk defensively with five tackles. Josh Navratil led UND with two sacks in key moments of the game, which is a career high to go with four tackles.

North Dakota scored on its first drive of the game, marching 41 yards down the field and ending with a three-yard touchdown pass from Schuster to Zavalney to put the Hawks up 7-0 early. The drive started with great field position, following a 58-yard opening kickoff return from C.J. Siegel.

Northern Iowa found the scoreboard at the end of the first quarter, connecting on a 22-yard field goal attempt after eating up over six minutes of clock and racking up 78 yards of offense. In the early moments of the second quarter, the Panthers picked off Schuster in UNI territory and scored seven plays later, capped off by a 41-yard touchdown scamper from Dom Williams to give the Panthers the 10-7 lead.

North Dakota had a chance to even the score up at 10 as time expired with a 38-yard field goal attempt at intermission but it went wide right. To open the second half, the Panthers marched down the field and looked to be knocking on the door before a Navratil sack dropped Theo Day at the UND 12 and forced a field goal. Matthew Cook connected from 22-yards out to put UNI up 13-7 with 11:27 left in the third quarter.

UND reclaimed the lead with seven minutes left in the third quarter when Schuster connected to Bo Belquist with a 39-yard touchdown pass to give the Fighting Hawks a 14-13 lead. On the following Northern Iowa possession, the Panthers were driving and in North Dakota territory until Navratil found Day for the second time of the day and dropped him for a loss. On the next play, the Panthers missed a field goal from 47-yards out.

Neither team would score again until the opening play of the fourth quarter when Hoosman punched it in from six yards out to put the Hawks up 20-13. Instead of opting for the extra point, UND chose to go for two and Schuster converted the try with his feet, juking a defender and reaching the end zone to make it a two-score game early in the fourth quarter.

Four plays later, Northern Iowa responded with a 47-yard scamper from Williams to trim the UND lead to 22-20.

Northern Iowa got the ball back following a UND punt, but Wyatt Pedigo put an end to that drive with an interception with 10:00 minutes left in the game. North Dakota capitalized on the turnover and marched 77 yards down the field, scoring on a six-yard Schuster scamper to extend the Fighting Hawk lead to 29-20 with 7:08 left in the contest.

The back-and-forth contest continued with Northern Iowa scoring on the next play, with a 72-yard touchdown pass from Day to Deion McShane.

UND took over with 6:51 remaining in the game and picked up four first downs to hold on for the victory. The Panthers had a shot to get the ball back late in the game, but Schuster connected with Zavalney for a 24-yard completion to bring up the final first down of the game.

**Postgame Notes**

- North Dakota has now won 36-straight home openers, the longest home opening streak in the country.
- UND is now 44-12 in Potato Bowl USA history and is on a three-game Potato Bowl USA winning streak.
- UND has now either had the lead or a chance to take the lead in the fourth quarter in each of its last 13 games.
- The Fighting Hawks piled up 134 yards on the ground and had 304 yards through the air for 438 yards of offense. Comparatively, the Panthers had 115 yards rushing and 334 yards passing for 449 yards of total offense.
- There were only three punts in the entire game, with UND having two punts to UNI's one.
- Zavalney has now caught a touchdown pass in the red zone in both of UND's games this season and is currently tied for No. 5 on UND's Division I history in career touchdown receptions with 9.
- With Belquist's touchdown grab in the third quarter, he now moves into a tie for No. 5 in UND's Division I history in career touchdown receptions with 9.
- Hoosman rushed for 101 yards, the first 100-yard game of his career.
- Caden Dennis recorded the first reception of his career, a 30-yard reception early in the opening quarter.
- Pedigo recorded the second interception of his career and now has two on the season.
- Navratil had two sacks in the game, good for a career high.
- Schuster went 21-of-24 passing for 297 yards through the air for two touchdowns while allowing one interception. With his 21 completions, Schuster has now completed more passes than anyone else in UND's Division I history in a career with 429, bettering the record of 428 set by Keaton Studsrud (2014-17).

GAME 3**NO. 22 NORTH DAKOTA****27****NORTHERN ARIZONA****24****No. 22 North Dakota Escapes Northern Arizona, 27-24**

FLAGSTAFF, Ariz. – Despite a scoreless third quarter, there were plenty of fireworks in the fourth quarter with North Dakota (2-1) escaping Northern Arizona (1-2) with a 27-24 win on Saturday afternoon.

The Lumberjacks found the end zone to take a 24-20 lead with 1:42 remaining and the Fighting Hawks went to work from their own 25. Tommy Schuster started with four consecutive pass completions to get UND down to the NAU 23. It was the next play that was the difference when Schuster found Jack Wright in the end zone for the go-ahead score. The play was a reverse flea flicker pass that looked to be a Tyler Hoosman rush that turned into a Bo Belquist end around and then found its way back to Schuster who found Wright in the end zone for the touchdown. Brady Stevens connected on the extra point to give the Hawks a 27-24 advantage late. Schuster was a perfect 5-for-5 passing on the final drive.

NAU got the ball back with 53 seconds remaining and started at its own 25 yard-line. The Lumberjacks marched all the way down to the 50 with one play remaining with three seconds left. After facing pressure, R.J. Martinez found a receiver at the UND 39, but he immediately went down when attempting to pitch the ball to allow the Hawks to leave with the 27-24 victory.

Schuster was efficient once again, going 21-of-32 through the air for 206 yards, two touchdowns and no interceptions. Belquist was his favorite target with six receptions for 56 yards, including a touchdown that put UND up 20-17 with just over five minutes left. Garrett Maag hauled in five receptions for 47 yards.

Hoosman had the second 100-yard rushing game of his career, gaining 102 yards on the ground on 12 carries for 8.5 yards per carry.

Defensively, UND was led by Kadon Kauppinen with nine tackles and a half a tackle-for-loss. Wyatt Pedigo was next in tackles with eight, followed by Marcus Vaughn-Jones, Ted Mullin, Caden White and Devon Krzanowski each with seven tackles. C.J. Siegel made the Lumberjacks pay for throwing his way, taking a 50-yard interception to the house early in the second quarter.

Northern Arizona struck first, scoring on a 14-yard touchdown run from Kevin Daniels to cap a 7-play, 72-yard drive midway through the first quarter. North Dakota responded in the early seconds of the second quarter, connecting on a 38-yard field goal from Stevens to trim the deficit to 7-3.

On the next drive, North Dakota marched down the field but had to settle for a 22-yard Stevens field goal to bring the score to 7-6. A few plays later, Siegel picked off Martinez and took it to the house for a 50-yard pick six to put UND up 13-7 with 9:33 left before the half. Neither team would find the end zone again until the Lumberjacks scored on a 12-yard touchdown pass with 28 seconds left before intermission to reclaim the 14-13 lead.

Neither team would score in the third quarter, but the Lumberjacks would extend their lead to 17-13 with 13:40 left in the game when Collin Robbins made a 42-yard field goal. The Fighting Hawks reclaimed the lead at 20-17 after an amazing effort from Belquist to find the end zone on an eight-yard reception, not giving up on the play, breaking a tackle and leapfrogging a defender to score.

**Postgame Notes**

- The win snaps a five-game road winless skid for North Dakota.
- North Dakota is now 3-5 all-time against Northern Arizona. This was UND's first win in Flagstaff.
- UND has now either had the lead or a chance to take the lead in the fourth quarter in each of its last 14 games.
- Nine of North Dakota's last 11 games have been decided by one score. The Fighting Hawks have won four of the last five one-score games.
- UND won the time of possession battle for the third straight game (31:15-28:45).
- Northern Arizona held a 448-318 edge in total offense, including advantages through the air (324-206) and on the ground (124-112).
- The Fighting Hawks won the turnover battle, 1-0.
- C.J. Siegel recorded his first sack of the season, forcing a 42-yard Lumberjack field goal early that landed wide right.
- Siegel had a 50-yard interception return for touchdown, becoming the first Hawk to score on a pick-six since Hayden Galvin vs. Missouri State (W, 44-10) on April 24, 2021. It was also Siegel's first touchdown of his career.
- Siegel is now tied for No. 8 on UND's Division I list for interceptions in a career with four.
- Bo Belquist moves up to No. 5 on UND's Division I list for touchdown receptions in a career with 10.
- UND has now recorded an interception in each of its first three games.
- Peyton Lotysz took over at center in the second quarter.
- Jack Wright recorded his first touchdown reception of his career and it was the game-winner.
- Tyler Hoosman had his second 100-yard game of his career, piling up 102 yards.
- This is the first time since Sept. 2-16, 2000, that UND has had a 100-yard rusher in its first three games to start a season.
- UND has won its two games by an average 2.5 points.

NO. 19 NORTH DAKOTA

17

NO. 24 SOUTHERN ILLINOIS

34

No. 24 Southern Illinois Upends No. 19 North Dakota, 34-17

CARBONDALE, Ill. – No. 24 Southern Illinois (2-2, 1-0 MVFC) upended No. 19 North Dakota (2-2, 1-1 MVFC), 34-17 at Saluki Stadium on Saturday afternoon. In the game, the Salukis outgained the Fighting Hawks in total yardage 458-271.

Tommy Schuster finished the day 19-of-32 for 232 yards. SIU got to Schuster seven times, the most he has been sacked in his career.

Bo Belquist was the top target for UND, with five grabs for 78 yards. Garrett Maag was the next most popular receiver for the Hawks, finishing with four catches for 67 yards.

Tyler Hoosman picked up 31 yards on the ground on seven touches for two scores, while Isaiah Smith added three rushes for 20 yards.

Caden White led the UND defense with nine tackles, eight of them being solo. C.J. Siegel was the next most productive tackler with seven takedowns (five solo, two assisted).

For SIU, Nic Baker led the Salukis through the air, going 21-of-27 for 289 yards and four touchdowns. D'Ante' Cox was the leading receiver with seven grabs for 90 yards and a touchdown. Jacob Garrett found the end zone twice, finishing with five receptions for 78 yards.

Richie Haggerty caused problems in the backfield all day, leading the Salukis with two sacks and two QB hurries to go with three tackles. The SIU defense finished the day with seven sacks.


On its first drive, Southern Illinois drove down to the UND 8 and faced third and four. On the next play, Baker found Garrett for the eight-yard touchdown pass to take the early 7-0 lead. On the next Saluki possession, they marched down to the UND 16 but had to settle for a 34-yard field goal from Baumgarte to extend their lead to 10-0.

North Dakota began its first drive of the second quarter at its own 34 and worked its way down to the SIU 1. The drive was highlighted by a 21-yard pass to Maag. On the drive, Schuster picked up 19 yards on the ground on four rushes before the second and one play from the one, where Hoosman leaped into the end zone for the one-yard score.

Southern Illinois faced third and 9 from its own 33 on the following possession, but Baker found Cox in the open field for the 67-yard touchdown score to extend its lead to 17-7. North Dakota drove all the way down to the SIU 3 following a 42-yard reception by Belquist but ultimately had to settle for a Brady Stevens 32-yarder to trim the deficit down to 17-10. Before intermission, the Salukis responded, eating up three minutes and 44 seconds of possession, while picking up 75 yards, capped by an eight-yard touchdown reception by Cox.

After a missed Southern Illinois field goal early in the third quarter, North Dakota looked to have life. The Fighting Hawks made it down to the SIU 15 and faced fourth and five but were unable to convert. The next score would come with 23 seconds left in the third quarter when Baker connected with Garrett for a 25-yard score to extend the Saluki lead to 31-10.

UND opened the scoring with 11:27 left in the fourth quarter when Hoosman found the end zone on a four-yard rush to cap a 12-play, 75-yard drive and to cut the deficit to 31-17. SIU extended their lead to 34-17 after a 45-yard field goal make from Baumgarte with 7:29 left in the game.



Postgame Notes

- North Dakota is now 1-3 against Southern Illinois.
- For the first time in 15 games, UND did not have the lead or a chance to take the lead in the fourth quarter.
- For the first time this season, the Fighting Hawks did not win the time of possession battle. SIU held the 30:05-29:55 edge in that category.
- With his first punt of the game, Cade Peterson became the UND Division I record holder for most punts in a career, passing Brett Cameron (2009-12). Peterson now has 188 punts in his career.
- Bo Belquist's 45-yard reception to set up the second quarter field goal is his longest catch of the season.
- SIU held a 277-120 yard advantage in total offense at halftime.
- Tommy Schuster was sacked seven times, the most of his career.
- The seven sacks by the Salukis are the most any Fighting Hawk quarterback has been sacked since Oct. 27, 2012, when Montana State brought down Braden Hanson eight times.
- The Salukis went 8-for-12 on third downs, converting the most third downs against the Hawks since NDSU went 9-of-14 on Sept. 7, 2019.
- SIU did not punt in the entire game, while UND punted twice.
- The 38 rushing yards for UND is the least the team has had in a game since 2015 at North Dakota State.
- SIU finished with yard advantages through the air (310-233) and on the ground (148-38).
- Neither team had a turnover in the game.

GAME 5**NO. 7 MISSOURI STATE****31****NORTH DAKOTA****48****North Dakota Runs Past No. 7 Missouri State, 48-31**

GRAND FORKS, N.D. – After going down 11 points late in the first half, North Dakota (3-2, 2-1 MVFC) ended the game on a 38-10 scoring run to defeat No. 7 Missouri State (2-3, 0-2 MVFC), 48-31, inside the Alerus Center on Saturday afternoon.

An interception led to an MSU touchdown with just over two minutes left before halftime to extend its lead to 21-10, but UND rattled off 24 straight points between that point and the early moments of the fourth quarter to claim a 34-21 lead heading into the final stanza. A Bears field goal in the first moments of the fourth quarter ended their scoring drought to trim the deficit to 34-24, but the Hawks responded five plays later with a 54-yard touchdown scamper from Isaiah Smith to extend the North Dakota lead back to 41-24.

The Hawks added another touchdown seven minutes later with an 18-yard touchdown pass from Tommy Schuster to Garrett Maag to put the game out of reach for the Bears with just under five minutes to go. Missouri State would score with 1:43 left in the game but was unable to recover the ensuing onside kick and North Dakota ran out the final moments to secure the 48-31 win over Missouri State.

UND had a well-balanced attack, finishing with 515 yards of offense (248 on the ground and 267 through the air). Comparatively, MSU ended with 389 yards of offense with 271 yards passing and 118 yards rushing.

Schuster remained efficient, going 22-of-29 for 267 yards and two touchdowns, while allowing one interception. The Missouri State defense only got to Schuster once on the afternoon.

Bo Belquist was the top receiving target with seven grabs for 55 yards. Maag had the second 100-yard receiving game of his career, pulling down five receptions for 104 yards and two scores.

Tyler Hoosman was the top rusher, piling up 147 yards on 16 carries for a touchdown, while averaging 9.2 yards per carry. Isaiah Smith also saw time in the backfield and had eight rushes for 78 yards and a score, averaging 9.8 yards per rush. Smith also added four receptions for 57 yards.

Devon Krzanowski paced the Hawks on defense with six tackles (five solo, one assisted), to go with a sack and a quarterback hurry. Kadon Kauppinen was next in takedowns with six (three solo, three assisted) to go with a half a TFL. Twenty-four other players for UND accumulated at least one tackle.

After winning the toss and electing to receive, Missouri State marched down the field on its opening possession with an 11-yard touchdown strike from Jason Shelley to Naveon Mitchell to take the 7-0 lead early. On UND's opening drive, the Hawks made it all the way down to the MSU 32 but ended up having to settle for a Brady Stevens 42-yard field goal to trim the deficit to 7-3.

A missed field goal from the Bears at the end of the first quarter gave UND the ball to open the second stanza. North Dakota took advantage on its next drive, going 13 plays and 80-yards, concluding with a three-yard rush from Quincy Vaughn to put the Hawks up 10-7 with 8:30 left in the half. On Missouri State's next possession, it reclaimed the lead with a two-yard touchdown pass from Shelley to Kevon Latulas to go back in front 14-10. On the next offensive play for North Dakota, Schuster was intercepted by Von Young. Four plays later, the Bears pushed their lead to 21-10 with a Trae Thompson touchdown run from two yards out.

North Dakota battled back quickly, scoring two plays later off a 38-yard pass from Schuster to Maag to bring the tally to 21-17. The UND defense stood tall on the next drive and gave the Hawks the ball back at their own 28 with 1:24 left before intermission. The Hawks marched all the way down to the MSU 18 and connected on a 35-yarder from the leg of Brady Stevens to cut the deficit to a single point (21-20) at the break.

The Bears started the second half with great field position, beginning at the UND 26 after recovering its own pooch kick. Once again, the Hawks stood tall defensively and forced a 38-yard field goal for the Bears that landed wide right.

Four offensive plays later, the Hawks found the end zone on a 55-yard touchdown run from Hoosman to get the lead back at 26-20. UND attempted



the two-point conversion, which was a pass to Donny Ventrelli, but it fell short of the goal line. Following another three-and-out for MSU, UND chewed up over seven minutes of clock and ended the drive with a one-yard QB sneak from Vaughn. This time, the two-point conversion was successful on a pass from Schuster to Belquist to put the Hawks up 34-21. At this point, it was a 24-0 scoring swing by UND.

Postgame Notes

- The Fighting Hawks now hold a 3-2 lead in the series, having not lost inside the Alerus Center.
- UND has defeated MSU by double digits every time the game has been played inside the Alerus Center – 2017 (W, 34-0), 2020-21 (W, 44-10) and 2022 (W, 48-31).
- Missouri Valley teams are now 1-9 in the Alerus Center since the Fighting Hawks joined the league. Since 2016, MVFC teams are 1-11 inside the Alerus.
- The Fighting Hawks are now 9-1 at home against ranked teams since 2019.
- North Dakota has now either had the lead or a chance to take the lead in the fourth quarter in 15 of its last 16 games.
- UND held a 36:05-23:55 advantage in time of possession. It has won the time of possession battle in every game this season but one.
- The Hawks went 1-for-2 on two-point conversion attempts and are 2-for-3 in two-point conversions this season.
- It is North Dakota's first win over a top-10 team inside the Alerus Center since defeating No. 3 South Dakota State, 28-17, on Feb. 27, 2021.
- Missouri State led 21-10 late in the second quarter and would not score again until the first moments of the fourth quarter with a field goal to trim the deficit to 34-21. It was a 24-0 run for UND between those two periods.
- The interception thrown before halftime was UND's first turnover in three games, the first since an interception against Northern Iowa on Sept. 10, 2022.
- It was Garrett Maag's first 100-yard receiving game since March 13, 2021, when he hauled in four grabs for 151 yards vs. Western Illinois.
- Tyler Hoosman piled up a career-high 147 yards on the ground, good for his third 100-yard game as a Hawk.

NO. 22 NORTH DAKOTA

35

YOUNGSTOWN STATE

30

No. 22 North Dakota Defeats Youngstown State, 35-30

YOUNGSTOWN, Ohio – In a back-and-forth game, it was No. 22 North Dakota squeaking out the 35-30 victory at Stambaugh Stadium on Saturday night. With the win, the Fighting Hawks move to 4-2 (3-1 MVFC), while the Penguins drop to 2-3 (0-2 MVFC).

Jayson Coley took down Mitch Davidson for a nine-yard sack on third-and-seven from the UND 29 with just over a minute left in the game. The sack brought up fourth-and-16 from the UND 38. On the next play, Davidson connected on a 10-yard pass to Bryce Oliver and was immediately tackled by C.J. Siegel. The turnover on downs allowed the Fighting Hawks to escape with the 35-30 victory.

In the back-and-forth contest, it looked like the Hawks had momentum after a blocked punt from Cole Davis led to a three-yard score to put UND up 35-24 with 8:38 remaining. On the following possession, Youngstown State responded with a four-yard touchdown scamper from Jaleel McLaughlin to cut the deficit to 35-30. The Penguins attempted the two-point conversion but excellent coverage from Edmund Ocansey broke up the pass in the end zone. YSU forced a three-and-out on the following possession, which allowed the Penguins to have the shot at the end.

In the game, Tommy Schuster went 20-of-31 passing for 292 yards. He finished with one touchdown, a long pass of 50-yards and was sacked twice. He also became UND's Division I record holder for career passing yards and now has 5,492 yards through the air in his career.

Bo Belquist was Schuster's favorite target, racking up 82 yards on five catches for an average of 16.4 yards per catch. Isaiah Smith finished with the most receiving yards, putting up 90 yards receiving on three grabs and a touchdown. Eight Hawks had at least one catch in the victory.

Tyler Hoosman was the leading rusher, putting down 51 yards on 14 attempts while scoring a touchdown. Smith finished with two rushes for 20 yards and a score to go with his receiving yardage.

Twenty-two UND players finished with at least one tackle, led by Kadon Kauppinen with nine (five solo, four assisted) and a TFL. Wyatt Pedigo was next with eight tackles (seven solo, one assisted). Coley and Ben McNaboe each had one sack, with Coley's sealing the win for the Fighting Hawks.

North Dakota finished with 385 yards on 57 plays, while Youngstown State piled up 458 yards on 66 plays. The Penguins had 178 yards rushing and 280 yards receiving. Comparatively, the Fighting Hawks finished with 93 yards on the ground and 292 yards through the air.


North Dakota led 14-3 after the first quarter. The Fighting Hawks opened with a 7-0 lead after their first drive, following chunk plays in the form of a 14-yard pass from Schuster to Caden Dennis and then a 26-yard completion to Garrett Maag before Hoosman punched it in from two yards out. Youngstown State responded on its second offensive possession in the form of a 47-yard field goal to bring the tally to 7-3. Three offensive plays later for UND, the Hawks led 14-3, when Smith took a 32-yard screen pass to the end zone.

The Penguins trimmed the deficit to 14-6 in the first moments of the second quarter when McFadden made a 38-yard field goal. Midway through the quarter, YSU knotted the game up at 14-14 when Davidson found Max Tomczak for a 21-yard touchdown pass. The Penguins then went for a two-point conversion and it was successful on a pass to Oliver.

On the next possession for North Dakota, the Hawks went down to the YSU 16 and faced third-and-one. Quincy Vaughn lined up in the shotgun before going under center, faking a handoff to Maag before pitching the other way to Smith who went untouched into the end zone for the 16-yard score to give UND a 21-14 lead with 2:18 before intermission.

The Penguins went 10 plays and 70 yards over the next 2:05 and evened the score up at 21-21 with a 11-yard throw from Davidson to Oliver for the touchdown to knot the game up at intermission.

On YSU's first possession of the second half, it made it down to the UND 15 before facing fourth-and-seven after a Pedigo quarterback hurry forced an incomplete pass on third down. McFadden made the 32-yarder on the next play and gave the Penguins their first lead of the night at 24-21.



In the first drive of the fourth quarter, North Dakota ate up over five minutes of clock and picked up 76 yards. In the drive, Schuster became UND's Division I record holder for career passing yardage with a 21-yard pass completion to Maag. The Hawks worked their way down the field on that drive and ended it with a 14-yard scamper from Hoosman to put UND up 28-24 with just under 10 minutes left in the game.

Postgame Notes

- North Dakota moves to 4-0 in the series over Youngstown State.
- The Fighting Hawks are now 2-2 on the road this season, making it the most road wins for UND since going 3-3 in 2018.
- With 292 yards passing, Tommy Schuster now has the most career passing yards in UND's Division I history (5,492 yards). He passed Keaton Studsrud (2014-17), who had 5,452 yards.
- Schuster is now also 17 completions away from becoming UND's all-time record holder for career completions. He currently has 510 completions and is trailing only Todd Kovash (1987-90), who had 526 completions.
- With his five receptions, Bo Belquist moved up to No. 5 on UND's Division I list for receptions in a career now with 111 and is now No. 7 in Division I career receiving yards list with 1,186.
- For the second time this season, UND was edged out in time of possession, 30:38-29:22.
- UND held a 16:17-13:43 edge in time of possession at the break.
- Neither team turned the ball over in the game.
- Cole Davis scored the first touchdown of his career off a blocked punt with a three-yard return. With the score, it became the first blocked punt returned for a touchdown since April 24, 2021, when Hayden Reynolds blocked Missouri State and scored in the 44-10 win.
- North Dakota has now either had the lead or a chance to take the lead in the fourth quarter in 16 of its last 17 games.
- 10 of UND's last 14 games have been decided by one score. The Fighting Hawks have won five of the last six one-score games.