



UNCW BASEBALL

2024 MEDIA GUIDE

TABLE OF CONTENTS

REFERENCES

Please refer to us as UNCW in all content. Refrain from using UNC-W, UNC-Wilmington, UNC Wilmington and Wilmington. We thank you in advance for your cooperation.

■ MEDIA INFORMATION

Table of Contents	1
Media Guidelines	2
Quick Facts	3
Roster	4
Schedule	5
Brooks Field	6

■ COACHES PROFILES

Head Coach Randy Hood	7-8
Asst. Coach/Recruiter Chris Moore	9
Pitching Coach Kelly Secrest	10
Assistant Coach Josh Stott	11
Dir. of Player Development Taber Mongero	11

■ SEAHAWK PLAYER PROFILES

Returning Player Profiles	12-36
Newcomer Profiles	37-39

■ 2023 SEASON IN REVIEW

2023 Game Results	40
2023 Overall Statistics	41
2023 CAA Statistics	42

■ RECORDS



All-Time Coaches/Year-by-Year W-L	43
Records versus Opponents	44
Year-by-Year Schedules	45-56
All-Time versus Ranked Opponents	57-59
Game Records	60
Single-Season Records	61-63
Career Records	64-65
Misc Records/Leader	66
Bullpen Records/Leader	67
Class Records	68
Season-by-Season Team Totals	69-70
Season-by-Season Leaders	71-76

■ HISTORY

Player Awards	77-81
Seahawks In NCAA Statistics	82
Seahawks In CAA Statistics	83
NJCAA/NAIA/NCAA Tournament History/Records	84-87
All-Time Roster by Number	88-89
All-Time Roster by Name	90-91

■ PROFESSIONAL BASEBALL

MLB Draft / MLB Seahawks	92-95
--------------------------------	-------



2
MEDIA INFORMATION
 The Athletics Communications Office provides complete services for the media covering the Seahawks throughout the year.



7
COACHING STAFF
 Head Coach Randy Hood begins his fifth leading the program and his 23rd overall with the Teal and Navy.



12
PLAYER PROFILES
 UNCW returns seven position starters and all starting pitchers from the 2023 season



77
HISTORY
 The Seahawks have competed at the junior college, NAIA and NCAA levels and played in 10 NCAA Regionals since 2003.



92
#PROHAWKS
 Brooks Baldwin was drafted by the Chicago White Sox and Matt Suggs signed as a non-drafted free agent with Washington.

This publication was compiled to help assist those covering the program. It is a supplement to the Athletics Department website (UNCWSports.com). Please contact the Athletics Communications Office (Tom Riordan) with any requests or questions.

**Media Services**

Notes and up-to-date statistics are available at UNCWsports.com and in the press box on game day. A final box score and play-by-play will be available following each game. Wireless internet and Ethernet are available for use by the media.

Credentials

Requests for media credentials must be made as early as possible by contacting UNCW's Athletic Communications Office (riordant@uncw.edu). Credentials are issued to accredited members of the working media only, and all requests will be evaluated and prioritized. Credentials will be left at the ticket booth at the entrance to Brooks Field. Please note that parking is limited around the ballpark, especially when classes are in session. We will try to make accommodations when and if possible.

Press Box

Seating in the press box is limited and will be issued on a first-come, first-served basis. Visiting streaming crews / Athletic Communications will be on the third base side of the pressbox.

Post-Game Interviews

Both coaches and selected players are available upon request following each game. UNCW interviews will take place in the second floor office. Visiting team interviews will be conducted in front of the third base dugout. The NCAA's 10-minute "cooling off" period will be enforced. UNCW post-game interviews with players and head coach Randy Hood will be available for members of the media. Please contact Tom Riordan (riordant@uncw.edu) to be placed on the postgame list.

Video Highlights

Video highlights will be available following most games. Please contact Tom Riordan (riordant@uncw.edu) to be placed on the postgame list.

General Interviews

Interviews with the coaching staff and players are encouraged. Please contact Tom Riordan at (910) 962-4099 to arrange an interview.

Telephone Interviews

In the event you are unable to talk in person to a student-athlete or coach, we will attempt to arrange a telephone interview at a time convenient to both parties. Please allow ample time to set up a mutually agreeable date and location for those involved. It is UNCW Athletics Department policy to not give out student-athletes or staff cell numbers.

Game Day Interviews

No interviews will be given prior to the game, with the exception of a coaches pre-game radio show.

Visiting Streaming

Opposing teams wishing to originate audio broadcasts from Brooks Field should contact Tom Riordan at (910) 962-4099. Visiting crews will broadcast from within the press box or on a landing area in front of the press box, weather permitting.

Internet Coverage

All of the latest information on the Seahawk baseball team, as well as UNCW's other intercollegiate teams, may be found on the department's Internet web site at UNCWsports.com. For information on the Colonial Athletic Association, visit CAAsports.com. Live stats are available for all games at UNCWStats.com

Photos

Please contact Tom Riordan (riordant@uncw.edu) to request high-resolution digital images of UNCW's coaches and players.

In-game photography

There are photo wells located at the outfield ends of each dugout. Photographers are not allowed in the dugout itself, nor the playing field during play.

CONTACT

Tom Riordan
riordant@uncw.edu
Nixon Annex Office 112
(910) 962-4099 (o)
(910) 297-4793 (c)

**Follow the Seahawks**

TWITTER: [@uncwbaseball](https://twitter.com/uncwbaseball)
FACEBOOK: [/UNCWBbaseball](https://www.facebook.com/UNCWBbaseball)
INSTAGRAM: [@uncwbaseball](https://www.instagram.com/uncwbaseball)

Web

UNCWsports.com
UNCWStats.com

Live Game Coverage

FloSports.tv, a paid subscription service, owns the rights to stream UNCW and CAA contests. The Seahawk Digital Network will produce streams for UNCW home games. Information for road game streaming can be found on the baseball schedule page at UNCWsports.com. The Seahawks are also slated to select games carried locally on radio with ESPN Radio and The Breeze serving as outlets for the broadcasts.



GENERAL

Location.....Wilmington, N.C. (28403)
 Founded.....1947
 Enrollment 18,000
 Colors..... Teal, Navy & Gold
 Nickname..... Seahawks
 Conference Coastal Athletic Association
 Chancellor..... Aswani K. Volety (2nd year)
 Athletics Director..... Michael Oblinger (2nd year)

ATHLETICS COMMUNICATIONS

Assistant SID (Baseball contact) Tom Riordan
 Office phone.....910.962.4099
 Cell phone.....910.297.4793
 Email riordant@uncw.edu
 Web Site UNCWsports.com
 Twitter @uncwbaseball
 Instagram @uncwbaseball
 Facebook UNCWbaseball
 Assistant SID Brandon Sans

PROGRAM INFORMATION

All-Time Record..... 1,828-1,278-8
 NCAA Division I Record..... 1,391-1,107-2
 All-Time CAA Record 487-310-1 (37 seasons)
 First year of baseball 1957 (Wilmington Junior College)
 NCAA Appearances 11 (2003, 2004, 2006, 2008, 2012, 2013, 2015, 2016, 2018, 2019, 2023)
 CAA Championships 7 (2004, 2006, 2012, 2015, 2018, 2019, 2023)
 Home field Brooks Field (Built: 1962 | Capacity: 3,500)

COACHING STAFF

Head Coach Randy Hood (5th season as head coach / 22nd overall, Campbell, 1990)
 Record: 108-74 (four seasons)
 Assistant Coaches. Hitting / Recruiting: Chris Moore (7th season, Western Carolina, 1999)
 Pitching: Kelly Secrest (6th season, UNCW, 2019)
 Director of Operations Josh Stott (11th season, UNCW, 2015)

2023 REVIEW

Overall Record..... 34-23
 Colonial (finish)..... 20-8 (1st)
 Home / Away / Neutral Records 20-11 | 11-11 | 3-1
 Post season CAA Tournament, Champions
 NCAA Conway Regional: 0-2

NCAA FINAL STATISTICAL RANKINGS

Category Total/Avg (Rank)
 Batting Average..... .295 (61)
 Runs 401 (103)
 Doubles99 (155)
 Home Runs 109 (72)

On Base Average382 (135)
 Slugging Percentage..... .466 (101)
 ERA 5.28 (135)
 Strikeouts per nine innings..... 7.5 (240)
 WHIP 1.52 (88)

2024 ROSTER BREAKDOWN

Position Starters Returning (35+ starts)..... 7
 Starting Pitchers Returning (4+ starts)..... 5
 Letterwinners Returning..... 26
 Newcomers..... 17

TOP RETURNING PLAYERS

Hitters	Avg.	G-S	R	H	2B	3B	HR	RBI	SB-Att
Jac Croom	.361	57-56	54	79	12	1	7	34	7-11
Trevor Marsh	.319	57-57	41	69	13	1	12	48	3-5
Alec DeMartino	.308	53-52	45	57	8	1	9	29	2-3
John Newton	.304	48-46	33	48	7	0	9	31	0-1
Tanner Thach	.289	57-57	46	66	11	1	15	68	1-1
Brock Wills	.286	56-56	44	66	12	3	3	34	5-7
Bryan Arendt	.261	38-24	22	31	5	1	4	18	5-5

Pitcher	ERA	G-S	W-L	Sv	IP	H	BB	SO	AVG
R.J. Sales (from 2022)	3.52	15-15	6-1	0	76.2	76	37	59	.259
Zane Taylor	3.72	17-17	7-3	0	87.0	81	20	60	.237
Jacob Shafer	4.62	16-16	7-5	0	87.2	81	31	55	.246
Connor Kane	4.76	21-2	4-1	2	45.1	34	14	42	.201

TOP NEWCOMERS

Name	Pos.	Hometown / Previous School
Kevin Jones	INF	Rolesville, N.C. / Lenoir CC
Martin Zelenka	C/1B	Prague, Czech Republic / Pitt CC
Trace Baker	RHP	Winterville, N.C. / Catawba Valley CC

PLAYERS LOST

Hitters	Avg.	G-S	R	H	2B	3B	HR	RBI	SB-Att
Dillon Lifrieri (OF)	.302	56-53	45	57	17	1	10	40	5-5
Taber Mongero (INF)	.272	47-45	25	40	9	0	1	25	1-2
Kevin Pitarra (C)	.337	30-24	9	29	3	0	1	22	3-5

Pitcher	ERA	G-S	W-L	Sv	IP	H	BB	SO	AVG
Brett Banks (RP)	3.99	30-0	1-3	8	38.1	31	21	44	.211
Ethan Chenault (RP)	4.91	26-0	5-2	3	47.2	34	24	59	.202



NUMERICAL ROSTER

#	Name	Pos.	Cl.	B/T	Ht.	Wt.	Hometown / High School (Previous School)	Pronunciation
1	Trevor Marsh	OF	Sr.-r	L/L	5-11	200	Asheboro, N.C. / Asheboro	
2	Dylan Schaefer	INF	Fr.	R/R	6-0	175	Tega Cay, S.C. / Fort Mill	
4	Will Tyrrell	OF	Fr.	L/R	5-11	175	Nashville, Tenn. / Montgomery Bell	
5	Alec DeMartino	OF	So.-r	R/R	6-3	215	Raleigh, N.C. / Millbrook	Alec DEE martino
6	Jac Croom	INF	Sr.-r	L/R	6-1	210	Wilmington, N.C. / New Hanover	
7	Aidan Evans	OF/IF	So.	R/R	5-11	170	Cornelius, N.C. / Hough	
8	Jason Mack	INF	Fr.	R/R	6-2	200	Raleigh, N.C. / Pro 5 Academy	
9	Kyle Dobos	INF	Fr.	R/R	6-1	190	Waxhaw, N.C. / Marvin Ridge	Kyle dough bows
10	Kevin Jones	INF	Jr.	R/R	5-11	185	Rolesville, N.C. / Rolesville (Lenoir CC)	
11	Connor Kane	RHP	So.	S/R	6-1	175	Wilmington, N.C. / E.A. Laney	
12	Bryan Arendt	C	Jr.	R/R	6-2	215	Holly Springs, N.C. / Holly Springs	Bryan ARN dt
13	Carter Holjes	RHP	Sr.-r	R/R	6-6	230	Cary, N.C. / Cardinal Gibbons	Carter HOLE jess
14	Cyle Phelan	LHP	Jr.	L/L	6-3	210	Fuquay-Varina, N.C. / Fuquay-Varina	KYLE Phelan
15	Jayson Arendt	INF	Sr.-r	R/R	6-0	200	Holly Springs, N.C. / Holly Springs (Pitt CC)	Jason ARN dt
16	Brock Wills	IF/OF	So.	L/R	6-0	180	Holly Springs, N.C. / Holly Springs	
18	Cooper Allen	RHP/IF	Fr.	R/R	6-1	200	Wake Forest, N.C. / Wake Forest	
19	John Newton	OF	Jr.	R/R	6-0	185	Waxhaw, N.C. / Cuthbertson	
20	Mason Murdock	RHP	So.	R/R	6-5	210	Kannapolis, N.C. /Combine Academy	
21	Bromley Thornton	RHP/1B	Fr.	R/R	6-4	215	Wilmington, N.C. / New Hanover	
22	Kevin Novobilsky	INF	So.-r	L/R	6-0	210	Ocean Township, N.J. / Ocean Township (Stockton)	
23	JD Everett	LHP	Jr.	R/L	5-11	220	Hickory, N.C. / Saint Stephens (Gaston College)	
24	Cody Benton	RHP	Sr.-r	R/R	6-3	220	Cerro Gordo, N.C. / West Columbus (East Carolina)	
25	Connor Marshburn	RHP	Fr.	R/R	6-6	230	Cary, N.C. / Pro 5 Academy	
26	RJ Sales	RHP	So.-r	R/R	6-0	170	Pinehurst, N.C. / Pinecrest	
28	Cole Nelson	RHP	Fr.	R/R	6-3	205	Charlotte, N.C. / Hickory Grove	
29	Tanner Thach	1B/LHP	So.	L/L	6-4	220	Belvidere, N.C. / Perquimans County	Tanner Thatch
31	Isaiah Hunter	IF/OF	Fr.	R/R	6-0	170	Wilmington, N.C. / Wilmington Christian	
32	Case Stroup	LHP	Sr	L/L	6-4	220	Apex, N.C. / Apex Friendship (Brunswick CC)	CASE stroop
33	Zane Taylor	RHP	Jr.	R/R	6-0	185	Franklinton, N.C. / Pro5 Academy	
34	Martin Zelenka	C/1B	Jr.	R/R	6-3	245	Prague, Czech Republic / Pro 5 Academy (Pitt CC)	
36	Ryan Calvert	RHP	Jr.-r	L/R	6-5	240	La Plata, Md. / La Plata	
37	Jack Gibson	LHP	Fr.	L/L	6-2	205	Southern Shores, N.C. / PDG Academy	
38	Matt Gaither	LHP	Sr.	R/L	6-4	200	Midlothian, Va. / The Steward School (Christopher Newport)	
39	Cole Benton	LHP	Sr.-r	L/L	6-2	210	Cerro Gordo, N.C. / West Columbus	
41	Baker Cox	LHP	Jr.	L/L	6-0	200	Hopkins, S.C. / AC Flora (Spartanburg Methodist)	
43	Trace Baker	RHP	So.	R/R	6-4	230	Winterville, N.C. / South Central (Catawba Valley CC)	
44	Ty Lawson	RHP	So.	L/R	6-5	215	Whiteville, N.C. / Whiteville	
45	Jacob Shafer	RHP	Jr.-r	R/R	6-8	240	High Point, N.C. / Southwest Guilford	
48	Luke Craig	LHP	Jr.-r	L/L	6-2	205	Sanford, N.C. / Southern Lee	
49	Jordan Capuano	RHP	Fr.	R/R	6-1	215	Bristow, Va. / Patriot	Jordan CAP u ano

Head Coach: 17 Randy Hood (5th season, 23rd season overall, Campbell, 1990)

Assistant Coach: 40 Chris Moore (7th season, Western Carolina, 1999)

Assistant Coach: 46 Kelly Secrest (6th season, UNCW, 2019)

Assistant Coach: 55 Josh Stott (11th season, UNCW 2015)

Assistant Coach: 51 Taber Mongero (1st season, UNCW, 2022)

Athletic Trainer: Tyler Hott (1st season, Shenandoah, 2017)

Strength and Conditioning Coach: Brad Moore (4th season, NC State, 2012)

Student Managers: Casey Ryan, Hayden Fleming, Turner Bounds, Trammell Frueauf, Manny Bostic

SCHEDULE / STREAMING

Feb. 16	Fri.	Kent St.	Brooks Field	FloSports	4 p.m.
Feb. 17	Sat.	Kent St.	Brooks Field	FloSports	4 p.m.
Feb. 18	Sun.	Kent St.	Brooks Field	FloSports	1 p.m.
Feb. 20	Tue.	at Coastal Carolina	Conway, S.C.	ESPN+	4 p.m.
Feb. 23	Fri.	Princeton	Brooks Field	FloSports	4 p.m.
Feb. 24	Sat.	Princeton	Brooks Field	FloSports	4 p.m.
Feb. 25	Sun.	Princeton	Brooks Field	FloSports	1 p.m.
Feb. 26	Mon.	Air Force	Brooks Field	FloSports	4 p.m.
Feb. 28	Wed.	Liberty	Brooks Field	FloSports	4 p.m.
Mar. 1	Fri.	at South Alabama	Mobile, Ala.	ESPN+	6:30 p.m. CST
Mar. 2	Sat.	at South Alabama	Mobile, Ala.	ESPN+	2 p.m. CST
Mar. 3	Sun.	at South Alabama	Mobile, Ala.	ESPN+	1 p.m. CST
Mar. 5	Tue.	Boston College	Brooks Field	FloSports	6 p.m.
Mar. 8	Fri.	Saint Joseph's	Brooks Field	FloSports	6 p.m.
Mar. 9	Sat.	Saint Joseph's	Brooks Field	FloSports	4 p.m.
Mar. 10	Sun.	Saint Joseph's	Brooks Field	FloSports	1 p.m.
Mar. 12	Tue.	East Carolina	Brooks Field	FloSports	6 p.m.
Mar. 15	Fri.	at Charlotte	Charlotte, N.C.	ESPN+	6 p.m.
Mar. 16	Sat.	at Charlotte	Charlotte, N.C.	ESPN+	2 p.m.
Mar. 17	Sun.	at Charlotte	Charlotte, N.C.	ESPN+	1 p.m.
Mar. 19	Tue.	at North Carolina	Chapel Hill, N.C.	ACCNX	6 p.m.
Mar. 22	Fri.	Elon*	Brooks Field	FloSports	6 p.m.
Mar. 23	Sat.	Elon*	Brooks Field	FloSports	4 p.m.
Mar. 24	Sun.	Elon*	Brooks Field	FloSports	2 p.m.
Mar. 26	Tue.	at East Carolina	Greenville, N.C.	ESPN+	6 p.m.
Mar. 29	Fri.	at North Carolina A&T*	Greensboro, N.C.	FloSports	6 p.m.
Mar. 30	Sat.	at North Carolina A&T*	Greensboro, N.C.	FloSports	3 p.m.
Mar. 31	Sun.	at North Carolina A&T*	Greensboro, N.C.	FloSports	1 p.m.
Apr. 2	Tue.	Coastal Carolina	Brooks Field	FloSports	6 p.m.
Apr. 5	Fri.	College of Charleston*	Brooks Field	FloSports	6 p.m.
Apr. 6	Sat.	College of Charleston*	Brooks Field	FloSports	4 p.m.
Apr. 7	Sun.	College of Charleston*	Brooks Field	FloSports	2 p.m.
Apr. 9	Tue.	NC State	Brooks Field	FloSports	6 p.m.
Apr. 12	Fri.	Towson*	Brooks Field	FloSports	6 p.m.
Apr. 13	Sat.	Towson*	Brooks Field	FloSports	4 p.m.
Apr. 14	Sun.	Towson*	Brooks Field	FloSports	1 p.m.
Apr. 16	Tue.	vs. Wake Forest	Durham, N.C.	tba	6 p.m.
Apr. 19	Fri.	at Northeastern*	Brookline, Mass.	FloSports	2 p.m.
Apr. 20	Sat.	at Northeastern*	Brookline, Mass.	FloSports	1 p.m.
Apr. 21	Sun.	at Northeastern*	Brookline, Mass.	FloSports	1 p.m.
Apr. 23	Tue.	Charleston Southern	Brooks Field	FloSports	6 p.m.
Apr. 26	Fri.	at William & Mary*	Williamsburg, Va.	FloSports	6 p.m.
Apr. 27	Sat.	at William & Mary*	Williamsburg, Va.	FloSports	3 p.m.
Apr. 28	Sun.	at William & Mary*	Williamsburg, Va.	FloSports	1 p.m.
Apr. 30	Tue.	at NC State	Raleigh, N.C.	ACCNX	5 p.m.
May 3	Fri.	Campbell*	Brooks Field	FloSports	6 p.m.
May 4	Sat.	Campbell*	Brooks Field	FloSports	6 p.m.
May 5	Sun.	Campbell*	Brooks Field	FloSports	2 p.m.
May 7	Tue.	at Charleston Southern	Charleston, S.C.	tba	5 p.m.
May 10	Fri.	Hofstra*	Brooks Field	FloSports	6 p.m.
May 11	Sat.	Hofstra* (Senior Day)	Brooks Field	FloSports	6 p.m.
May 12	Sun.	Hofstra*	Brooks Field	FloSports	1 p.m.
May 14	Tue.	North Carolina	Brooks Field	FloSports	6 p.m.
May 16	Thu.	at Delaware*	Newark, Del.	FloSports	6:30 p.m.
May 17	Fri.	at Delaware*	Newark, Del.	FloSports	6:30 p.m.
May 18	Sat.	at Delaware*	Newark, Del.	FloSports	1 p.m.
May 22-25	Wed.-Sat.	CAA Tournament (Brooks Field)			



YEAR	RECORD
1977	7-10
1978	16-4
1979	16-8
1980	6-11
1981	26-9
1982	16-8
1983	13-14
1984	13-13
1985	25-11
1986	19-12
1987	26-9
1988	8-21
1989	22-5
1990	17-8
1991	14-13
1992	11-21
1993	17-13
1994	25-8
1995	24-14
1996	18-15
1997	22-20
1998	17-17
1999	28-12
2000	27-7
2001	23-11
2002	25-7
2003	24-9
2004	27-9
2005	27-11
2006	31-8
2007	18-11
2008	26-7
2009	26-9
2010	20-18
2011	21-15
2012	19-8
2013	25-9
2014	20-14
2015	28-6
2016	29-3
2017	23-13
2018	21-13
2019	17-16
2020	8-3
2021	27-9
2022	22-11
2023	20-11
Record	960-514

First Season: 1962
Most wins: 31 (2006)
Most losses: 21 (1988, 1992)



Dimensions (LF - RF): 340 - 365 - 380 - 365 - 340
Capacity: 3,500

Hosted CAA Championships in:
1989, 1990, 1993, 2004, 2005, 2006, 2007, 2008, 2009, 2010, 2011, 2014, 2017, 2021, 2024

BROOKS FIELD

William J. "Bill" Brooks is widely credited with the establishment of the athletic program at UNCW, taking the Seahawks from their early junior college beginnings to the National Association of Intercollegiate Athletics (NAIA) and, finally, to NCAA Division I status. One of his major accomplishments came in 1985 when UNCW was invited to become a member of the Colonial Athletic Association.

A native of Wilson, N.C., Brooks began his career at Wilmington College in September of 1951 as athletic director, basketball coach, baseball coach and chairman of the health and physical education department. He directed the Seahawks to a pair of national junior college baseball championships in 1961 and 1963. In total, he guided the program to five NJCAA World Series appearances.

In 1975, he was named NAIA Coach-of-the-Year after leading the Seahawks to the NAIA World Series in St. Joseph's, Mo. UNCW appeared in 10 NAIA tournaments prior to joining the NCAA in 1977.

Brooks became the first individual associated with UNCW to be inducted into the North Carolina Sports Hall of Fame in 1991.



17 • Randy HOOD

Head Coach • 5th Season / 23rd Season Overall
Campbell, 1990
Hometown: Goldsboro, N.C.

RANDY HOOD'S CAREER RECORD (FOUR SEASONS)

Season	Overall	Pct.	CAA	Pct.	Milestone Win
2020	11-5	.688	-	-	Win #1 Feb. 14, 10-9 vs. Dayton
2021	32-22	.592	13-8*	.619	
2022	31-24	.564	15-9	.625	
2023	34-23	.596	20-8**	.714	#100 May 6, 7-2 vs. #25 Northeastern
	108-74	.593	48-25	.658	

Total games: 182 overall | *CAA South Division champions | ** Regular Season & Tournament Champions

Randy Hood was named head coach on Apr. 29, 2019, becoming just the fourth head coach in the history of the Seahawk Baseball program.

Hood continued the program's success in 2023 when he guided the Seahawks to the Coastal Athletic Association regular season and conference tournament championships. The Seahawks (34-21, 20-8 CAA) competed in the Conway Regional, marking the program's 11th NCAA Regional appearance, all coming since 2003.

UNCW played a program record 16 games against nationally-ranked opponents and earned series wins over Northeastern, East Carolina and TCU.

Ten Seahawks earned All-CAA honors in 2023, including first-team selections Jac Croom, Trevor Marsh and Zane Taylor.

UNCW finished tied for second in the CAA in 2022 with a 15-9 record and was 31-24 overall. The Seahawks remained the only program in the history of the CAA to compete in all 36 conference tournaments.

Brooks Baldwin was honored as the league's Player of the Year after leading the league with a career-high .347 batting average with 44 runs scored and 27 extra base hits, including 11 home runs. Baldwin was one of four Seahawks to earn first-team All-CAA honors, joining RJ Sales, Taber Mongero and Ethan Baucom. Chris Thorburn was named to the second team and Sales, who was also named freshman All-America by the Collegiate Baseball News, was joined by fellow freshman Cyle Phelan on the league's All-Rookie team.

The Seahawks extended their streak of CAA Championship game appearances to six straight in 2021 and finished with a 32-22 record overall and won the South Division with a mark of 13-8. After getting off to a 5-8 start in conference play, the Seahawks rebounded going 8-3 in the final four weeks of the season to clinch the South division title and opening round bye in the CAA tournament.

Junior righthander Landen Roupp was honored as the CAA Pitcher of the Year and he joined Matt Suggs, Cole Weiss, Brooks Baldwin and Hunter Hodges on the CAA First-team. Roupp was the fourth UNCW player to earn CAA Pitcher of the Year honors.

Also earning All-CAA honors were Kip Brandenburg and Adam Smith, who were named second-team while Hodg-

es also earned All-Rookie honors.

Roupp, Smith and Baldwin were selected in the 2021 MLB draft, bringing UNCW's all-time draft list to 89.

In his first at the helm of the program in 2020, UNCW went 11-5 before Covid-19 forced the cancellation of the season. The Seahawks closed out the season with a win over nationally-ranked East Carolina on a three-run homer by Matt Suggs in the bottom of the ninth.

Also highlighting Hood's first season as head coach, was UNCW's series sweep at Kentucky, marking the first time in program history the Seahawks swept a SEC opponent and the first time it had swept a non-conference weekend series. UNCW starters Zariion Sharpe and Landen Roupp delivered strong starts in back-to-back games to open the series against the Wildcats. Both games finished in shutouts halting the UK scoring streak at 122 games, the third longest active streak at the time. In the finale, Luke Gesell gave UNCW a third solid start as the Seahawks won 7-4 to finish the sweep.

In 2019, the Seahawks won the CAA championship with a 6-5 win in 10 innings over Elon and played in the Chapel Hill Regional alongside North Carolina, Tennessee and Liberty.

Greg Jones became the program's highest draft pick when he went in the first round, 22nd overall, to the Tampa Bay Rays. Jones, a two-time All-America honoree and CAA Player of the Year, was one of four Seahawk picked in the 2019 draft. Joining Jones, a shortstop, were infielder Cole Weiss, lefthanded pitcher Zariion Sharpe and righthanded pitcher Justin Crump.

In 2018, despite having to replace seven position starters, UNCW continued to be one of the top offenses in the CAA. Ryan Jeffers, a second round pick of the Minnesota Twins in the MLB Draft, hit .315 and led the Seahawks with 22 doubles, 16 home runs and 59 runs batted in. He also led the conference in on base average and slugging percentage. Also producing a career-year was Mason Berne, who led the Seahawks with a .343 batting average and ranked among the conference leaders in home runs, RBI's and slugging percentage. Berne also set a program record when he reached safely in 48 consecutive games.

In 2017, Casey Golden became the second Seahawk in as many seasons to be named CAA Player-of-the-Year after tying a school-record with 21 home runs. Golden

was one of six Seahawks, including five position players, to be selected in the MLB Draft. Ryan Jeffers, Nick Feight and Golden were named first-team All-CAA while Brian Mims was named to the second-team.

In 2016, the Seahawks boasted one of the top offenses in the nation as UNCW ranked in the top-10 nationally in several categories, including batting average (eighth/.320), hits (sixth/694), home runs (third/87), runs (third/505), scoring (third/8.4) and slugging percentage (second/.517).

Leading the Seahawk offensively was Nick Feight, who led the nation in runs batted in with a school-record 91. He also tied program records with 24 doubles and 21 home runs, which ranked him second in the nation. Steven Linkous paced the nation with 78 runs scored while Brian Mims was third with 71. Mims also ranked seventh nationally with a team-high 96 hits.

Feight and Mims combined for 10 All-America honors with Feight totaling a program-record six. Both were first-team All-Conference selections and Feight was the league's Player-of-the-Year. Joining them on the CAA's All-League first team were Linkous, third baseman Daniel Stack and Conference Pitcher-of-the-Year, Ryan Foster. UNCW totaled 10 All-CAA selections.

In the draft, four Seahawks were selected as pitcher Taylor Hyssong went in the eighth round to Atlanta and was followed by second-team All-CAA designated hitter Gavin Stupienski in the 12th to Arizona. Linkous and pitcher Jared Gesell were both tabbed by Colorado in the 22nd and 23rd rounds, respectively.

In 2015, Hood directed a UNCW offense that ranked in the nation's top-20 in four categories, including batting average (.303, 13th), scoring (seven runs per game, 16th), runs (412, 20th) and hits (627, 17th). The Seahawk lineup boasted eight players who hit above .280 and three players ranked in the Colonial Athletic Association's top-10 in batting average.

UNCW landed six offensive players on the All-CAA squads, including first-team selections Steven Linkous and Zach Shields. The duo powered the potent Seahawk offense, combining to score 106 runs and steal 47 bases.

Shields was one of five Seahawks to be selected in the 2015 MLB draft when he went in the 10th round to Cincinnati.



While UNCW had five selected in the draft, two signed players also heard their names called and chose to sign. Eric Jenkins was picked in the second round with the 45th pick overall by Texas and Joe Peeler was selected by Seattle in the 25th round.

Corey Dick won the Seahawks' Triple Crown in 2014, leading the team in batting average (.315), home runs (six) and runs batted in (39). Casey Golden excelled in his first season with the club, hitting .269 with 19 extra base hits and nine stolen bases. Golden participated in workouts with Team USA during the summer of 2014.

All-America infielder Michael Bass thrived as a senior in 2013, ranking among the nation's leaders in seven offensive categories including batting average (.380, 29th), on base average (.479, 21st) and runs scored (62, 10th).

The Seahawks featured two first-team All-CAA players in Bass and third baseman Ryan LaGrange. LaGrange was a finalist for the Gregg Olsen Award, which goes to the breakout player of the year. LaGrange hit .370 with 14 doubles and five home runs, all career highs. He also scored 41 runs and knocked in 38.

UNCW had two players selected in the 2013 MLB draft with pitcher Justin Livengood going to the Padres in the 10th round and Bass also being taken by San Diego in the 27th round.

UNCW continued to be an offensive leader in the CAA, and nationally in 2012, Hood's 11th season with the program. The Seahawks ranked in the nation's top-30 in eight categories, including batting average (22nd), runs (27th), hits (12th), doubles (23rd), home runs (11th) and stolen bases (12th).

The 2012 Seahawks also proved to be one of the program's top offensive clubs in the program's history as they ranked fourth all-time in hits, fifth in batting average and total bases, seventh in home runs and eighth in doubles. With 105 stolen bases, the Seahawks passed the 100-mark for the first time since 2006. UNCW was successful in 78.4% of its attempts, also ranking in UNCW's top-10 all-time. Andrew Cain, who was drafted by the San Francisco Giants in the 24th round, and Michael Bass led the way with 23 and 20 stolen bases, respectively, while UNCW had five players steal at least 10 bases in 2012.

Cain, along with Thomas Pope and Tyler McSwain were named first-team All-CAA. For Pope, who finished with a team-leading .372 batting average, it was the second time he was named first-team. UNCW's entire infield of Matt Campbell, Jake Koenig, Bass and Hunter Ridge comprised the league's second-team infield.

In 2011, the Seahawks ranked among the national leaders in batting average and doubles and narrowly missed stealing 100 bases for the first time since 2006. Cain, a second-team All-CAA selection, was picked by Milwaukee in the 12th round of the Major League Baseball draft after a breakout year, but chose to return to UNCW for his senior season.

Pope became the first Seahawk since the 1989 season to lead the CAA in hitting when he compiled a .396 average and was named ABCA All-East first-team. Joining Pope on the all-region teams were second-team honorees, Matt Campbell, Hunter Ridge and Cain.

In 2010, Hood helped the Seahawks back to the finals

of the CAA tournament for the second straight year and saw five more Seahawks go on to play professional baseball. During Hood's stretch with the Seahawks, over 30 players have gone on to play professionally. Robbie Monday, currently an assistant with the Seahawks, flourished under the direction of Hood as he became the first Seahawk since Bryan Britt in 1996 to outright lead the CAA in homers with 20. Monday also concluded his two-year career with the Seahawks as the program's all-time leader in slugging percentage.

Also finding success at the plate in 2010 were freshmen Hunter Ridge and Michael Bass. Both were named to the CAA All-Rookie squad with Ridge also earning third-team all-conference honors. Ridge continued to parlay his team-leading .348 batting average into a pair of Freshman All-America honors. He also set a school record for hits by a freshman with 77.

In the summer of 2008, Hood was elevated to the position of Associate Head Coach after wrapping up in his seventh season with the Seahawks. He coordinates the Seahawks' recruiting, as well as oversees the hitters and outfielders.

During his tenure, UNCW has made four NCAA tournament appearances, won four regular season Colonial Athletic Association titles and two CAA tournament titles.

In 2008, the Seahawk lineup slammed its way to a school-record 44 wins and a school-record 91 homers. UNCW broke five single-season records as four positional players earned All-Colonial honors and Mark Carver was named CAA Player-of-the-Year while also earning three All-America honors. Jason Appel, Daniel Hargrave and Carver were selected in the Major League Baseball draft, bringing the total of players drafted or signed as free agents during Hood's tenure to 25. UNCW was ranked in the top 50 nationally in 12 offensive categories, including home runs, on base average and slugging percentage. The Seahawks finished 19th in scoring, 14th in runs scored and 14th in home runs.

In 2007, the Seahawks were nationally ranked in the top 50 in doubles with 142 and had three players rank nationally in that category.

In 2006, UNCW continued its offensive prowess, leading the nation in scoring for nearly a month. The Seahawks tied or set eight offensive standards, finished fifth in scoring (8.8 runs per game) and in the top 10 in doubles per game and slugging percentage.

In 2005, UNCW set new school standards in six offensive categories, including batting average, runs and runs batted in. Tim Preston became the first Seahawk since 1982 to hit above .400 (.406) as well as setting school/conference records with 102 hits. The Seahawks finished seventh nationally in runs scored (8.4 per game) and hit .323 as a team to rank 11th. UNCW's then school-record 140 doubles checked in at 13th nationally and its .487 slugging percentage was 23rd.

In addition to Preston, several Seahawks have enjoyed breakout seasons under Hood's guidance. Preston and John Raynor were ranked, 21st and 33rd respectively, among the national leaders in batting average. Matt Poulk broke the UNCW mark with 73 RBI as well as the doubles mark with 24 two-baggers.

The 2004 season for the Seahawks was again one of tre-

mendous offensive production as they almost equaled their record-setting output from the prior season en route to their second consecutive 40-win season. Seven Seahawks hit .310 or better as five school records were broken or tied. Chip Grawey became the first Seahawk to collect 101 hits and broke the conference record of 100. The 2004 Seahawks topped the CAA in conference play with a .317 batting average and 45 stolen bases.

In 2003, the Seahawks doubled their home run total, posted their highest slugging percentage since 1999 and enjoyed their highest batting average since 1997. Hood played at Campbell from 1987-90 and led the Camels to their first NCAA Regional appearance in his senior season.

In his final campaign, Hood paced the Big South Conference in batting (.366) and finished second in stolen bases with a school-record 26 thefts. In his playing career, the Goldsboro native compiled a .320 batting average with 209 hits, 35 doubles, 14 home runs, 86 RBI and set 13 school records. He was an All-Big South choice in 1989 and an All-Big South Tournament selection in 1990.

Following graduation, Hood played five full seasons of professional baseball. His pro highlights include a Single-A championship with the Helena (Mont.) Brewers in 1990 and a Double-A crown with the 1993 Birmingham (Ala.) Barons in the White Sox chain.

Hood batted .315 with Helena in 1990 and was the July "Player of the Month" for the Barons in 1994. After spending spring training with the California Angels in 1995, Hood turned his attention from playing to coaching.

Hood, who graduated as a sports fitness/administration major, was a teammate of NBA great Michael Jordan at Birmingham in 1994.

He also has administrative and coaching experience as CU's director of athletics operations and strength coach (1994-95).

Hood earned his M.Ed. in exercise science at Campbell in 1999. The 50-year-old Hood and his wife, Patricia, reside in Wilmington and their daughter, Mackenzie Elise (18), attends the University of South Carolina.



30 • Chris MOORE

Assistant Coach • 7th Season
Western Carolina, 1999
Hometown: Wilmington, N.C.

Chris Moore completed his sixth season with the Seahawks in 2023 and oversees the program's recruiting efforts.

The Seahawks won both the CAA regular season and conference titles and reached the NCAA Regionals for an 11th time since 2003. Ten Seahawks earned all-CAA honors.

In 2022, UNCW led the CAA with 71 home runs, the fifth highest single-season total in program history, as well as slugging average (.452) and sacrifice bunts (42).

Brooks Baldwin was named the league's Player of the Year after leading the circuit with a career-high .347 batting average, 13 doubles and 11 home runs. Baldwin ranked among the conference-leaders in runs scored, doubles, home runs, slugging average and stolen bases with 16. Ethan Baucom and Taber Mongero joined Baldwin as first-team All-CAA selections while Chris Thorburn was a second-team honoree at designated hitter.

The Seahawks excelled at the plate in 2021 finishing third in the CAA in batting average while featuring a balanced offense that saw UNCW ranked second in home runs (53), third in stolen bases (58) and second in sac bunts with 33.

Baldwin earned the Seahawk triple crown with a .325 average, 15 home runs and 45 runs batted in. He was joined on the All-CAA squad by Cole Weiss and Matt Suggs, both first-teamers, and second-team honoree Kip Brandenburg.

Baldwin was selected in the 15th round by the Giants, but returned to school for the 2022 season.

Although short, the 2020 Seahawks had a penchant for clutch hitting and working at bats. The highlight of the season at the plate was the season finale win as UNCW walked-off nationally-ranked East Carolina, 5-2, on a three-run homer by Matt Suggs.

Cole Weiss continued to lead the Seahawks offensively, hitting .305 and slugging .441 in just 59 at bats. Freshman Ron Evans was named CAA Rookie of the Week after hitting .545 over the course of opening weekend, homering twice.

In 2019, the Seahawks had a dynamic offense, led by Colonial Athletic Association Player of the Year Greg Jones, who was also a two-time All-America honoree. Jones ranked among the national leaders in several offensive categories, including runs scored, on base average, triples and stolen bases. Jones was selected in the first round with the 22nd pick overall by the Tampa Bay Rays, becoming the program's highest draft pick.

Joining Jones on the CAA's first-team were infielder Cole Weiss and outfielder Kep Brown. Both posted career-high seasons with Weiss hitting .305 with four home runs and 49 runs batted in and Brown hitting .273 and led the team with eight home runs and 53 RBI's.

Jackson Meadows (2b) and Noah Bridges (OF) were second-team selections.

Moore, who graduated from New Hanover High School in 1995, comes to the Seahawks after serving on coaching staffs at various levels, including three seasons as head coach at Lander University. He most recently served as an assistant at Georgia Southern from 2013 through 2015. Prior to that, he was the recruiting coordinator at Appalachian State as the Mountaineers moved into the highly competitive Sun Belt Conference.

Following his prep career, Moore attended and graduated from Western Carolina where he was a two-time All-America and four-time All-Southern Conference selection. In 1999, he was named Southern Conference Player-of-the-Year while setting program records for hits, doubles and runs batted in.

Moore was drafted in the 11th round by the Colorado Rockies in 1999 and played four seasons in the Rockies' organization before joining the coaching ranks.

His first stop was Davidson in 2003 and in 2006 he was named an assistant at Lander in Greenwood, S.C. Following one season as an assistant, he was elevated to head coach for the next three, leading the Bearcats to a top-20 national rankings his final season.

Moore coached one season at West Georgia before joining the coaching staff at Appalachian State. At ASU, Moore helped the Mountaineers to a school-record 41 wins in 2011 and their first SoCon Championship since 1987 and their first NCAA Regional appearance since 1986.



46 • Kelly SECREST

Pitching Coach • 5th Season

UNCW, 2019

Hometown: Mt. Airy, N.C.

Former Seahawk standout Kelly Secrest was named pitching coach on Sept. 29, 2021, following two seasons as the program's volunteer assistant coach.

In 2023, the pitching staff posted a 3.77 ERA in conference play, ranking second in the league, and allowed a league-low 19 home runs.

Zane Taylor, a first-team All-CAA starting pitcher, paced the league with a 2.25 ERA in conference play and posted a 6-0 record, tying for the conference lead in victories.

Jacob Shafer was a second-team All-CAA honoree and finished conference play with a 5-3 record.

Brett Banks and Ethan Chenault were selected in the 11th and 18th rounds, respectively, by the Mets and Phillies.

Secrest returned to the program following a five-year career in the New York Mets organization. After serving as a student assistant, Secrest was elevated to the volunteer coach position in 2020.

In his first season as pitching coach, Secrest oversaw the development of freshman All-America RJ Sales, who was also a first-team and all-rookie honoree in the CAA. Sales went 6-1 and moved to the front end of the rotation early in 2022. He went 4-0 in conference play and posted a 2.83 ERA.

Injuries forced the Seahawks to go with a freshman staff for the final 11 weeks of the 2022 season with Cyle Phelan, an All-Rookie honoree, and Zane Taylor joining Sales in the weekend rotation. Phelan made 15 appearances with 11 being starts. Taylor, meanwhile, made 11 starts and 13 appearances overall.

In his second season on the staff in 2021, Secrest helped UNCW pitchers post a 3.93 ERA, ranking 31st nationally. The Seahawks crafted a 2.59 ERA in league play and opponents hit just .229.

In 2020, UNCW boasted one of the top rotations in the nation featuring Zarion Sharpe, Landen Roupp and Luke Gesell. The bullpen was up to the task too as Adam Smith and Blake Deatherage both posted three saves and Deatherage earned a pair of wins. The bullpen of Nick Bruno, Breydan Gorham, Smith and Deatherage combined to strikeout 9.32 batters per nine, fashioned an ERA of 1.94 and held opponents to a .183 batting average.

Secrest reached Triple A with the Mets before retiring in the fall of 2018. Prior to being drafted in the 10th round of the 2014 MLB Draft, Secrest pitched four seasons for the Seahawks and concluded his career as the program's all-time leader in appearances with 114 and was second with 17 saves. He helped the Seahawks to NCAA tournament appearances in 2012 and 2013 and was a first-team All-CAA selection his junior season. As a senior, he earned second-team ABCA All-East honors.



Josh STOTT

**Director of Baseball Operations • 10th Season / 11th Season Overall
UNCW, 2015**

Hometown: Raleigh, N.C.

Josh Stott enters his 10th season with the program and his seventh as the Director of Baseball Operations. Stott spent his first two seasons as an undergraduate assistant and from 2015 to 2017 he was a student assistant coach.

Stott assisted with hitters and corner infielders during his time as a student assistant. During his time on staff, Stott was a part of CAA Championships in 2015, 2018, and 2019 along with regional appearances in 2015, 2016, 2018, and 2019.

He graduated in 2015 with a degree in Physical Education and Health and received a master's in education in 2017.

Prior to his time at UNCW, Stott spent two years as a player at Methodist University in Fayetteville, N.C., in 2012 and 2013. He also spent summers playing and coaching in eastern Europe as a part of Purpose Driven Baseball.

Josh and his wife, Kelsey, reside in Wilmington and became parents with the birth of their daughter, Blakely Faith, on Dec. 22, 2021.



Taber MONGERO

**Director Player Development • 1st Season
UNCW, 2023**

Hometown: Wilmington, N.C.

Taber Mongero joins the coaching staff in the spring of 2024 following three seasons with the program as its starting shortstop.

During his three seasons with the Seahawks, Mongero earned first-team All-CAA honors as a junior and was a CSC Academic All-Region honoree in his final season.

He started 154-of-156 games played over the course of his career and hit .295, scored 93 runs and knocked in 77. In the field, he fielded .954 and committed just 29 errors in 635 total chances. In 2022, he set a UNCW program record for shortstops with a .961 fielding percentage.

Mongero, who began his collegiate career at Gardner-Webb, played at the College of Central Florida in 2020 before transferring to UNCW.

Mongero's father, Trent, was a two-year starter for UNCW and was the CAA Player of the Year in 1989.



TREVOR MARSH

OUTFIELD**L/L • RS-SENIOR****5-11 • 200****ASHEBORO, N.C.****ASHEBORO**

1



2023 (Red-shirt junior): First-team All-CAA ... One of two Seahawks to start all 57 games, all coming in CF ... Second on the team with a career-high 12 home runs ... Also posted career-highs in batting average (.319), runs scored (41), doubles (13) and RBI's (48) ... Fashioned 21 multi-hit games, including six three-hit outings ... Drove in multiple RBI's in 12 games ... Longest hitting streak of the season was eight games in which he hit .531 (17-32) ... Held UNCW's season-high for consecutive games reaching safely at 19 ... Belted a grand slam against Columbia (3/12) ... Eight of his 16 career homers have come in the month of March.

2022 (Red-shirt sophomore): Played in 23 games, making 18 starts ... Hit .294 before an injury ended his season ... Had seven doubles, a triple and a home run in 68 at-bats with a .471 slugging percentage ... Doubled twice and knocked in three runs in a win at Appalachian State (3/6) ... Belted a grand slam against Ohio State (3/17) ... Finished with five multi-hit games.


2021 (Red-shirt freshman): Started 28 of 42 games played ... Moved into the starting lineup for the final 11 games of the season and hit .333 (15-45) over that span ... Belted his first career home run, a walk-off, against Cincinnati (3/7) ... Also homered twice against Charleston (5/14, 16) ... Earned CAA Player of the Week honors (5/17) after going 6-for-11 (.545) and knocking in seven runs in a key weekend sweep of Charleston (5/14-16) ... Collected a season-high three hits on three occasions.

2020 (Freshman): Started 12-of-15 games played as a freshman ... Collected four multi-hit games ... Fashioned a four-game hitting streak which included a season-high three hits against Marshall (2/23) ... Doubled twice, scored twice and drove in two in a sweep-clinching win over Kentucky (3/1).

Prior to UNCW: Named American Legion National Player of the Year during the summer of 2019 ... Helped Randolph County Post 45 to American Legion World Series, in Shelby, N.C. ... Played four seasons on the varsity for coach Brett Hoogcamp and the Comets ... Hit .450 his senior season ... Earned All-County and Conference honors ... Also played basketball and football for the Comets.

Personal: Full name: Trevor Lane Marsh ... Son of Leslie Marsh ... Born in Raleigh, N.C. ... Brother, Tristan, played baseball at Coastal Carolina and Brunswick CC.

	AVG	GP	GS	AB	R	H	2B	3B	HR	RBI	SLG%	BB	HBP	SO	GDP	OB%	SF	SH	SB
2020	.273	15	12	44	6	12	2	0	0	3	.318	5	0	9	0	.347	0	0	0
2021	.259	43	28	112	22	29	2	2	3	15	.393	16	1	32	1	.354	1	3	3
2022	.294	23	18	68	4	20	7	1	1	11	.471	7	1	21	0	.368	0	0	0
2023	.319	57	57	216	41	69	13	1	12	48	.556	20	5	49	2	.388	1	0	3
Total	.295	138	115	440	73	130	24	4	16	77	.477	48	7	111	3	.372	2	3	6



ALEC DEMARTINO

OUTFIELD
R/R • RS-SOPHOMORE
6-3 • 215
RALEIGH, N.C.
MILLBROOK

5



2023 (Red-shirt freshman): All-CAA Honorable Mention ... CAA All-Rookie ... Started 52-of-52 games played ... Hit .308 for the Seahawks with nine home runs and 29 runs knocked in ... Scored 45 runs, ranking four on the team ... Longest hitting streak was five games and reached base safely in 12 consecutive games at one point ... Reached safely in each of the final six games of the season ... Eight of his nine home runs came on the road including East Carolina (3/28), NC State (4/11), TCU (4/16), North Carolina (4/25) and Coastal Carolina (6/3) in the Conway Regional.

2022 (Freshman): Red-shirted

Prior to UNCW: Three-year starter at Millbrook High School ... First-team All-State ... Cap 7 Player of the Year ... Served as team captain his senior season ... Hit .432 with three home runs and 18 runs scored as a senior ... Also stole 11 bases and knocked in 12 runs ... Named Cap-7 Rookie of the Year as a freshman ... All-Cap 7 his sophomore year ... Hit .430 as a sophomore ... Played for the East Coast Clippers.

Personal: Full name: Alec Michael DeMartino ... Born in Raleigh, N.C. ... Son of Martha and Richard DeMartino.

	AVG	GP	GS	AB	R	H	2B	3B	HR	RBI	SLG%	BB	HBP	SO	GDP	OB%	SF	SH	SB
2023	.308	53	52	185	45	57	8	1	9	29	.508	33	4	50	3	.422	1	2	2
Total	.308	53	52	185	45	57	8	1	9	29	.508	33	4	50	3	.422	1	2	2



JAC CROOM

INFIELD**L/R • RS-SENIOR****6-1 • 210****WILMINGTON, N.C.****NEW HANOVER****6**

2023 (Red-shirt junior): First-team All-CAA ... CAA All-Tournament ... CAA Player of the Week (3/20) ... Named UNCW Male Scholar-Athlete of the Year by the CAA ... Earned CSC Academic All-Region Honors ... Played in all 57 games, making 56 starts ... Hit a career-best and team-leading .361 ... Also led Seahawks with 79 hits, 54 runs scored and seven stolen bases ... His 12 doubles were a career-high ... Committed just five errors in 157 chances at third base ... Scored the winning run against Northeastern (5/26) at the CAA tournament ... Had 26 multi-hit games, including four-hit outings against Towson (3/19) and Monmouth (3/11) ... Fashioned career-long 13-game hitting streak and batted .527 (29-55) over that span.

2022 (Red-shirt sophomore): Started 52-of-54 games played in ... Moved from second to third base and fielded .947 on the corner ... Committed seven errors on the season, but just one in two in 31 non-conference games ... Hit a career-best .264 with six home runs and 26 runs batted in ... Homered twice and drove in three runs at NC State (4/12) ... Collected three hits in series-opening win at Northeastern (5/13) ... Homered in the top of the ninth at Northeastern (5/14) to help the Seahawks clinch the series ... Closed season with five-game hitting streak ... Had hits in nine of his last 10 games ... Totaled 14 multi-hit games, including a pair of three-hit games.

2021 (Red-shirt freshman): Started 46-of-49 games played ... Homered and drove in three runs in a win at nationally-ranked Charlotte (5/20) ... Collected three hits and scored three runs in a win against VCU (2/21) as the Seahawks finished off a three-game sweep of eventual A10 champion Rams ... Had two hits, including a double, scored twice and knocked in two runs in a win over nationally-ranked East Carolina (3/7) ... Fashioned a six-game hitting streak midway through the season (3/27-4/9).

2020 (Freshman): Stepped into starting role at second base ... Started all 15 games played ... Had three hits, including a double, and drove in three runs in a win at Kentucky (2/28) ... Posted three multi-hit games including three against Marshall (2/23) and two against Bowling Green (2/22).

At New Hanover: Played four seasons on the varsity for coach Rich-

ard Foy, a former Seahawk ... Helped Wildcats to consecutive 3A State Championships in 2018 and 2019 ... Wildcats went 100-14 during his prep career ... Was honored as MVP of the 2018 State Championship series ... All-Area selection three times and first-team All-Mid Eastern Conference selection in 2017 and 2019 ... Wildcats won three straight Mid Eastern Conference titles (2017-19) ... Hit .388 his senior season with 32 runs scored and fashioned a .479 on-base average ... For his career, he hit .368 and finished with 106 hits, 50 RBI's and 85 runs scored ... Played for Wilmington Post 10 ... Made three state tournaments, winning in 2018.

Personal: Full name: James Alexander Croom ... Son of Amy and Mac Croom ... Born in Wilmington, N.C. ... Brother, Trey, played at North Carolina Wesleyan ... Sixth from his family to attend UNCW.

	AVG	GP	GS	AB	R	H	2B	3B	HR	RBI	SLG%	BB	HBP	SO	GDP	OB%	SF	SH	SB
2020	.273	15	12	44	6	12	2	0	0	3	.318	5	0	9	0	.347	0	0	0
2021	.259	43	28	112	22	29	2	2	3	15	.393	16	1	32	1	.354	1	3	3
2022	.294	23	18	68	4	20	7	1	1	11	.471	7	1	21	0	.368	0	0	0
2023	.361	57	56	219	54	79	12	1	7	34	.521	24	2	22	4	.427	1	6	7
Total	.287	175	168	628	128	180	22	3	14	85	.398	62	11	95	12	.356	9	14	19



AIDEN EVANS

OUTFIELD

R/R • SOPHOMORE

5-11 • 170

CORNELIUS, N.C.

HOUGH

7



2023 (Freshman): Played in 22 games, making 12 starts ... Singled in his collegiate debut against Ohio (2/17) ... Had three hits and three runs batted in against Columbia (3/4) ... Homered as a pinch hitter against #23 TCU (4/15).

Prior to UNCW: Played four seasons on the varsity for Hough High School and coach Jimmy Cochran ... Named second-team All-State by High School OT ... Helped Huskies to Queen City Athletic Conference tournament championship ... Huskies were 21-3 his senior season and won the regular season with an 11-1 record ... Named Queen City Conference Player of the Year in 2022 ... Hit .597 with 38 runs scored and collected 37 hits ... Concluded his prep career with a .513 batting average and 45 stolen bases between Combine Academy and Hough ... Also played basketball in high school ... Played with the South Charlotte Panthers (2019-22).

Personal: Full name: Aiden Michael Evans ... Son of Joy and Jason Evans ... Born in Scottsdale, Ariz.

	AVG	GP	GS	AB	R	H	2B	3B	HR	RBI	SLG%	BB	HBP	SO	GDP	OB%	SF	SH	SB
2023	.200	22	12	45	7	9	0	1	1	11	.311	6	1	15	0	.302	1	2	2
Total	.200	22	12	45	7	9	0	1	1	11	.311	6	1	15	0	.302	1	2	2



CONNOR KANE

PITCHER

R/R • SOPHOMORE

6-1 • 175

WILMINGTON, N.C.

E.A. LANEY

11



2023 (Freshman): Twice named CAA Rookie of the Week (4/17 and 5/22) ... Was 4-1 with a pair of saves ... Made 21 appearances, including two starts ... In CAA play, he posted a 2.02 ERA, held opponents to a .179 batting average while going 3-0 in nine appearances ... Threw five shutout innings in UNCW's regular season title clinching win over William & Mary (5/4) ... Held the Tribe to four hits and a walk while striking out five ... Struck out a season-high six over 5.2 innings of relief and earned the win as UNCW clinched a weekend series at #23 TCU ... Had seven outings of at least three innings ... Notched saves against Towson (3/17) and Northeastern (5/6).

Prior to UNCW: Wilmington product that played his high school baseball at E.A. Laney ... NCBCA 4A All-State selection his senior season ... All-State honorable mention by High SchoolOT ... Also earned Coastal Preps and Wilmington Star News All-Conference honors ... Served as team captain his junior and senior seasons ... As a junior, he earned Coastal Preps and Wilmington Star News All-Area honors ... NCBCA All-State honorable mention ... Two-time NCHSAA Scholar-Athlete honoree ... Four-year starter for the Bucs ... Split time between the mound and infield ... Moved to the mound his junior season and posted a 6-2 record in 11 appearances ... Struck out 66 in 49.2 innings while posting a 1.27 ERA and limited opponents to a .132 batting average ... Also hit .367 that season with seven extra base hits ... As a senior, hit .403 with 27 hits and 19 RBI's ... Compiled a 2.68 ERA and struck out 67 over the course of 47 innings pitched ... Concluded his career with the Bucs hitting .394 with 20 stolen bases while posting a 1.038 OPS ... Struck out 140 batters in 105 innings pitched ... Also played football for the Bucs ... Played with both Canes American (2019-21) and American Legion Post 10 (2022) ... Played in showcase events in East Cobb, Ga., Lakepoint, Ga., Hoover, Ala. and West Palm Beach, Fla.

Personal: Full name: Connor Robert Kane ... Son of Jennifer and Robert Kane ... Born in Pittsburgh, Pa.

	ERA	W	L	APP	GS	CG	SHO	SV	IP	H	R	ER	BB	SO	2B	3B	HR	BF	BAVG	WP	HBP	BK	SF	SH
2023	4.76	4	1	21	2	0	0	2	45.1	34	24	24	14	42	8	1	5	187	.201	0	3	1	1	0
Total	4.76	4	1	21	2	0	0	2	45.1	34	24	24	14	42	8	1	5	187	.201	0	3	1	1	0



BRYAN ARENDT

CATCHER

R/R • JUNIOR

6-2 • 215

HOLLY SPRINGS, N.C.

HOLLY SPRINGS

12



2023 (Sophomore): Played in 38 games, starting 34 ... Had career highs across the board including runs (22), doubles (5), hits (31), home runs (4) and RBI's (18) ... Homered twice in William & Mary series (5/18-20) as UNCW clinched the CAA regular season title ... Doubled twice against Duke (6/2) at the NCAA Conway regional ... Collected three hits and knocked in two runs in UNCW's series-clinching win at #23 TCU (4/16) ... Also had a three-hit game against Columbia (3/4) ... Had two hits, two RBI's and a pair of stolen bases in a win at Towson (3/18) ... Twice hit in four straight games ... Played for Harwich in the Cape Cod League.

2022 (Freshman): Started 30-of-33 games played as a rookie for the Seahawks ... Split time between catching, first base and designated hitter ... Hit .267 with eight extra-base hits before a foot injury ended his season in May ... Had seven multi-hit games and drove two or more runs on four occasions ... Opened career with an RBI pinch-hit single in his collegiate debut to start a modest three-game hitting streak ... Had three hits and drove in three runs against Towson (4/16) ... Homered in back-to-back games against VMI (4/2) and Hofstra (4/9) ... Also homered at Delaware (4/24) ... Hit .311 in the CAA with eight runs scored and a pair of home runs.

Prior to UNCW: Three-year starter for Holly Springs High School and coach Rod Whitesell ... Participated in the first MLB Draft Combine (Cary, N.C.) ... All-State honorable mention ... Served as team captain his sophomore and senior seasons ... Helped Holly Springs to three South Wake Athletic Conference championships and a state tournament final four appearance in 2019 ... Hit .316 with two home runs and scored 18 runs as a senior ... Also stole 12 bases in 2021 ... Hit .302 during his career with the Golden Hawks with 33 runs scored and stole 25 bases ... Also played basketball ... Played with Canes American 17U travel program.

Personal: Full name: Bryan Bradley Arendt ... Born in Holly Springs,

N.C. ... Son of Rachel and Brad Arendt ... Father played football at Central College (Iowa) ... Brother, Jayson, also plays for UNCW

	AVG	GP	GS	AB	R	H	2B	3B	HR	RBI	SLG%	BB	HBP	SO	GDP	OB%	SF	SH	SB
2022	.267	33	30	86	17	23	4	1	3	15	.442	13	3	26	3	.375	2	5	0
2023	.261	38	34	119	22	31	5	1	4	18	.420	10	10	25	4	.359	3	2	5
Total	.263	71	64	205	39	54	9	2	7	33	.429	23	13	51	7	.366	5	7	5



CARTER HOLJES

PITCHER

R/R • RS-SENIOR

6-5 • 230

RALEIGH, N.C.

CARDINAL GIBBONS

13



2023 (Red-shirt junior): Red-shirted.

2022 (Red-shirt sophomore): Made 14 appearances, including a pair of starts at NC State and Coastal Carolina ... Opened season with 3.1 innings of one-hit shutout relief against St. John's (2/19) ... Had five outings without allowing a run.

2021 (Red-shirt freshman): Pitched in nine games, making a pair of starts ... Tossed a pair of scoreless innings in his collegiate debut against Cincinnati (3/7) ... Held nationally-ranked Oklahoma State (3/9) scoreless on two hits over a season-long three innings of work out of the bullpen ... Made starts at Coastal Carolina (4/27) and nationally-ranked NC State (5/11).

2020 (Freshman): Did not play in any games.

Prior to UNCW: Played his final season of prep baseball for the Crusaders and coach Jim Liebler ... Attended and played at Pro5 Academy for two seasons prior ... Helped Crusaders to Cap-7 Conference championships his senior season ... Crusaders reached the third round of the 4A State playoffs ... Earned Cap 7 All-Conference honors in 2019 ... Recorded a 2.02 ERA, walked nine and struck out 47 over 34.2 innings ... Also hit .342, homered twice and swiped nine bases ... Earned Perfect Game WWBA All-Tournament honors three times ... 2019 Perfect Game All-Region honorable mention.

Personal: Full name: Carter Jordan Holjes ... Son of Michelle and Bryan Holjes ... Born in Raleigh, N.C. ... Cousin, Calvin Hawke, was an All-America baseball player at Barton College.

	ERA	W	L	APP	GS	CG	SHO	SV	IP	H	R	ER	BB	SO	2B	3B	HR	BF	BAVG	WP	HBP	BK	SF	SH
2021	5.40	0	2	9	2	0	0	1	13.1	14	11	8	6	11	2	0	2	56	.280	5	0	0	0	0
2022	6.31	2	1	14	2	0	0	0	25.2	30	18	18	16	16	6	2	5	120	.306	6	2	0	1	3
Total	6.00	2	3	23	4	0	0	1	39.0	44	29	26	22	27	8	2	7	176	.297	11	2	0	1	3



CYLE PHELAN

PITCHER
L/L • JUNIOR
6-3 • 210
FUQUAY-VARINA, N.C.
FUQUAY-VARINA

14



Name is pronounced “Kyle”

2023 (Sophomore): Pitched in relief eight times and made a pair of starts ... Posted his first collegiate save with an inning of relief at Elon (4/9) ... Fanned three in two innings of relief against Campbell (4/18) ... Also tossed a pair of innings in relief at North Carolina (4/25).

2022 (Freshman): CAA All-Rookie selection ... Made 11 starts and saw action in 15 games ... Moved into the rotation for the final 11 weeks of the season ... Finished with 2-3 with a 4.55 ERA over 59.1 innings ... Ranked among the conference and national leaders in opponent batting average (.195) and hit allowed per nine innings (6.37) ... Allowed three home runs on the season, all coming in his final three starts of the season ... Earned wins against Ohio State (3/20) and Hofstra (4/9) ... Held opponents scoreless over a 17-inning stretch (4/9-23).

Prior to UNCW: Played on the varsity for three seasons for Fuquay-Varina ... Captained the Bengals his senior season ... Fuquay-Varina was 16-4 overall and 10-2 in conference ... Won the 2021 4A State championship his senior year ... Owned a 5-1 mark his senior season and posted a 2.89 ERA ... Struck out 50 and limited opponents to a .223 batting average in 43.2 innings in 2021 ... In three seasons with the Bengals, went 7-2 and earned a save in 17 appearances on the mound and fashioned a 2.98 ERA ... Also played football for the Bengals.

Personal: Full name: Cyle Dean Phelan ... Born in Fuquay-Varina, N.C. ... Son of Sherril and Curt Phelan, who played football at East Carolina.

	ERA	W	L	APP	GS	CG	SHO	SV	IP	H	R	ER	BB	SO	2B	3B	HR	BF	BAVG	WP	HBP	BK	SF	SH
2022	4.55	2	3	15	11	0	0	0	59.1	42	30	130	36	51	7	0	3	259	.195	6	5	0	1	2
2023	15.30	0	1	10	2	0	0	1	10.0	17	17	17	12	10	1	0	5	64	.370	4	6	0	0	0
Total	6.10	2	4	25	13	0	0	1	69.1	59	47	47	48	61	8	0	8	323	.226	10	11	0	1	2



JAYSON ARENDT

INFIELD/OUTFIELD
R/R • RS-SENIOR
6-0 • 200
HOLLY SPRINGS, N.C.
HOLLY SRINGS (PITT CC)



2023 (Junior): Appeared in 20 games, making three starts ... Doubled and scored against Iona (2/25) ... Plated two runs and scored twice in a win over William & Mary (5/18).

Prior to UNCW: Played two seasons at Pitt Community College after beginning collegiate career in 2019 at Elon ... Hit over .340 both seasons with the Bulldogs, hitting .343 as a freshman with eight home runs and seven doubles ... As a sophomore, he hit .348 with five home runs, seven doubles and a pair of triples ... Earned second-team All-Region X honors his sophomore season in 2022 ... Appeared in two games at Elon as a pitcher and had one pinch-hit and pinch-running appearances in the Covid-shortened 2020 season ... Played for coach Rod Whitsell at Holly Springs High School ... Earned All-Conference and All-Academic honors for the Hawks ... Helped Hawks to a pair of state semifinal appearances and three conference championships ... Played for the TPA Nationals.

Personal: Full name Jayson Nathaniel Arendt ... Son of Rachel and Brad Arendt ... Brother, Bryan, plays at UNCW ... Born in Holly Springs, N.C.

	AVG	GP	GS	AB	R	H	2B	3B	HR	RBI	SLG%	BB	HBP	SO	GDP	OB%	SF	SH	SB
2023	.208	20	3	24	8	5	1	0	0	5	.250	3	0	10	0	.296	0	1	1
Total	.208	20	3	24	8	5	1	0	0	5	.250	3	0	10	0	.296	0	1	1



BROCK WILLS

IFIELD/OUTFIELD

L/R • SOPHOMORE

6-0 • 180

HOLLY SPRINGS, N.C.

HOLLY SPRINGS

16



2023 (Freshman): Earned CAA All-Rookie honors ... Twice named CAA Rookie of the Week (Mar. 27, May 1) ... Played and started 56 games as a rookie for the Seahawks at second base ... Hit in the leadoff position in 55 games ... Had 20 multi-hit games including six three-hit games ... Homered against #4 Wake Forest (2/28), #23 TCU (4/15) and William & Mary (5/20) ... Had season-high four hits in win over Columbia (3/4) ... Collected season-high four runs batted in loss to NC State (3/21) ... Longest hitting streak was eight games and longest reached base safely streak was 17, second longest on the team ... Played with Cotuit in the Cape Cod League.

Prior to UNCW: Top 200 MLB prospect by ESPN's Kiley McDaniel (130), MLB Pipeline (199) and Prospects Live (200) ... Perfect Game ranked 169 in in-coming national freshman class ... Top-ranked short-stop in the state of North Carolina according to Prep Baseball Report, BVM Sports, Perfect Game and High School OT ... Was a top-five professional prospect in the state his senior season ... NCBCA 4A All-State honoree in 2022 ... Named first-team All-State by High School OT ... Started two seasons for the Hawks and coach Rod Whitesell ... As a senior, he was the Southwest Wake Athletic Conference Player of the Year in both baseball and football ... SWAC Offensive Player of the Year ... Stole a Holly Spring program-record 35 bases ... Hit .405 overall his senior season, including a .468 mark in conference play ... Scored 37 runs in 23 games ... Played with UNCW teammate Bryan Arendt in high school ... Also played football and basketball at Holly Springs ... Played summer baseball for the Carolina Cubs (2020), TPA Nationals (2021) and American Legion POst 116 (2022)

Personal: Full name: Davin Brock Wills ... Son of Benè and Kevin Wills ... Born in Cary, N.C. ... Father played basketball at Clemson and participated in summer league with the Los Angeles Lakers.

	AVG	GP	GS	AB	R	H	2B	3B	HR	RBI	SLG%	BB	HBP	SO	GDP	OB%	SF	SH	SB
2022	.267	33	30	86	17	23	4	1	3	15	.442	13	3	26	3	.375	2	5	0
2023	.261	38	34	119	22	31	5	1	4	18	.420	10	10	25	4	.359	3	2	5
Total	.263	71	64	205	39	54	9	2	7	33	.429	23	13	51	7	.366	5	7	5



JOHN NEWTON

OUTFIELD
R/R • JUNIOR
6-0 • 185
WAXHAW, N.C.
CUTHBERTSON




2023 (Sophomore): Honorable Mention All-CAA at designated hitter ... Played in 48 games, making 46 starts ... Set career-highs with 33 runs scored, 48 hits, seven doubles, nine home runs and 31 runs batted in ... Had seven home runs and 20 runs batted in during conference play ... Had three hitting streaks of six games ... Drove in multiple runs nine times, including a season-high four against Delaware (4/21).

2022 (Freshman): Started 30 games while seeing action in 36 ... Hit .274 in conference play with 10 runs batted in ... Belted six home runs as a rookie including a two home run game where he finished with three hits and six runs batted in against VMI (4/1) ... First career hit was a three-run homer against St. John's (2/19) ... Drove in 23 runs, 19 coming with two outs ... Had seven multi-hit games and drove in two or more runs in five.

Prior to UNCW: Started all four seasons on the varsity at Cuthbertson High School ... Captained the Cavaliers his junior and senior seasons ... Earned Union County Freshman of the Year honors ... Also earned All-Southern Carolina Conference honors ... Played for Showcase Baseball Academy ... Played in the PBR Future Games (LakePoint, Ga.) and PBR All-State (Matthews, N.C.) ... Also played in the South Atlantic Border Battle (Holly Springs, N.C.).

Personal: Full name: John Michael Newton ... Born in Charlotte, N.C. ... Son of Kendra and Jeff Newton.

	AVG	GP	GS	AB	R	H	2B	3B	HR	RBI	SLG%	BB	HBP	SO	GDP	OB%	SF	SH	SB
2022	.259	35	30	108	18	28	2	0	6	23	.444	11	8	36	2	.370	0	0	1
2023	.304	48	46	158	33	48	7	0	9	31	.519	27	11	42	3	.437	1	2	0
Total	.286	83	76	266	51	76	9	0	15	54	.489	38	19	78	5	.410	1	2	1



MASON MURDOCK

PITCHER

R/R • SOPHOMORE

5-11 • 190

ASHEBORO, N.C.

ASHEBORO

20



2023 (Freshman): Made five starts and 10 appearances overall ... Collegiate debut came against Navy (2/18) ... Tossed season-high 4.1 innings on two occasions (Iona 2/25 and North Carolina A&T 4/1) ... Struck out season-high six against Iona (2/25).

Prior to UNCW: Perfect Game ranked him 217 in in-coming national freshman class ... Three-year starter at Combine Academy for coach Jeff Birkofer ... First-team All-Region selection for the Goats and helped the program to a national ranking of 11th in the Perfect Game poll ... Played for the South Charlotte Panthers (2019-22) ... Participated in many showcase events including PG Gulf Coast High School Showdown in Panama City, Fla. ... Also pitched at the PG High School Showdown in Hoover, Ala. ... Earned All-Tournament honors at the Gulf Coast event.

Personal: Full name: Mason Walter Murdock ... Son of Christy and Eric Murdock ... Born in Greensboro, N.C.

	ERA	W	L	APP	GS	CG	SHO	SV	IP	H	R	ER	BB	SO	2B	3B	HR	BF	BAVG	WP	HBP	BK	SF	SH
2023	11.03	0	1	10	5	0	0	0	23.2	37	30	29	16	19	8	2	7	125	.370	2	3	0	3	2
Total	11.03	0	1	10	5	0	0	0	23.2	37	30	29	16	19	8	2	7	125	.370	2	3	0	3	2



CODY BENTON

PITCHER

R / R • RS-SENIOR

6-3 • 220

CERRO GORDO, N.C.

WEST COLUMBUS / EAST CAROLINA

24



2023 (Junior): Pitched in three games.

2022 (Sophomore): Pitched in 15 games, 14 in a relief role ... Made first career start against Campbell (4/26) ... Allowed one hit and a pair of runs over three innings against the Camels ... Fanned a career-high tying three twice ... Struck out 17 in 15 innings or work.

2021 (Freshman): Made three appearances, all out of the bullpen ... Missed significant time with an arm injury ... Finished season with six strikeouts in those three outings ... Struck out three in collegiate debut against VCU (2/21) ... Struck out the side at North Carolina (5/18).

Prior to UNCW: Transferred into the program after attending East Carolina in 2020 ... Sat out the 2020 season ... Played four seasons with the varsity program at West Columbus ... Started three seasons for the Vikings ... Helped the Vikings to the finals of the State 1A tournament in 2018 and to the third round in 2019 as a senior ... Earned Three Rivers All-Conference honors his junior and senior seasons ... Closed out his prep career going 4-4 with a 1.63 ERA over nine appearances ... Struck out 57 over 30 innings his senior season ... As a junior, fashioned a 6-2 mark and a 1.86 ERA ... Moved to the mound as a sophomore and went 2-3 with a 2.19 ERA ... Played travel ball for the Dirtbags ... Rated as the fifth-best right-hander and 13th prospect overall in North Carolina by Perfect Game ... Recognized as the 318th best overall prospect (107th RHP) nationally by Perfect Game ... Named 2017 Underclass Honorable Mention All-American, 2018 Third-Team Underclass All-American and 2019 Preseason All-American by Perfect Game ... Participated in several showcase events including 2016/16U WWBA Memorial Day at Lakepoint, 2016 WWBA 2018 Grads/16U National Championship, 2016/15U Perfect Game World Series (all-tournament team), 2016 Atlantic Coast Underclass Showcase (top prospect team), 2017 Junior National Showcase (top prospect team), 2017 WWBA 2019 Grads/16U National Championship (all-tournament team), 2017/16U Perfect Game World Series (all-tournament team), 2017 PG Underclass All-American Games (top prospect team), 2018 WWBA/18U Memorial Day at Lakepoint, 2018 Sunshine Northeast Showcase (top prospect team), 2018 National Showcase (top prospect team) ... Named to seven Showcase Top

Prospect Lists ... Helped the Dirtbags SkrapPak club claim the 2019 WWBA/18U Memorial Day at Lakepoint Champ.

Personal: Full name: Cody Austin Benton ... Born in Wilmington, N.C. ... Son of Angie and Rick Benton ... Twin brother Cole is a teammate on the Seahawks ... Older brother, Trey, pitched at East Carolina before being drafted in the 19th round of the 2019 MLB Draft by Cleveland.

	ERA	W	L	APP	GS	CG	SHO	SV	IP	H	R	ER	BB	SO	2B	3B	HR	BF	BAVG	WP	HBP	BK	SF	SH
2021	3.00	0	0	3	0	0	0	1	3.0	2	2	1	1	6	0	0	1	13	.167	0	0	0	0	0
2022	9.60	0	3	15	1	0	0	0	15.0	13	17	16	12	17	2	0	3	71	.232	4	1	2	2	0
2023	10.80	0	0	3	0	0	0	0	1.2	3	2	2	4	3	0	0	0	12	.375	3	0	0	0	0
Total	8.69	0	3	21	1	0	0	1	19.2	18	21	19	17	26	2	0	4	96	.237	7	1	2	2	0



RJ SALES
PITCHER
R/R • RS-SOPHOMORE
6-0 • 170
PINEHURST, N.C.
PINECREST

26



2023 (Sophomore): Red-shirted.

2022 (Freshman): Collegiate Baseball News Freshman All-America ... First-team CAA and All-Rookie selection ... Tied program record for freshmen with 15 starts ... Lost first decision versus Rutgers (2/26) before finishing the season with a 6-1 record ... Earned both CAA Pitcher and Rookie of the Week honors ... Struck out a career-high nine in consecutive starts against Hofstra (4/18) and Towson (4/15) ... Shutout Elon over a career-long 7.1 innings (4/29) ... Allowed just three runs, two earned, over a 27.2 innings stretch covering five starts ... Was 4-0 with a 2.83 ERA in conference play.

Prior to UNCW: Played three seasons on the varsity at Pinecrest High School ... Third-team All-State ... SAC Player of the Year ... Went 7-0 with a save while striking out 69 in 37.1 innings ... Also hit .400 and scored 15 runs for the Patriots ... Recorded a two-home run game against South Mecklenburg ... Also posted a 17-strikeout effort in a complete game outing against 5 Star ... Played with both Tri-State Arsenal and Florida Burn National 21 travel baseball programs ... Finished prep academic career with a 4.32 GPA.

Personal: Full name: Richard John Sales ... Born in McHenry, Ill. ... Son of Andrea and Rick Sales ... Both sisters, Hailey and Alexis, both attended UNCW ... Hailey played softball for the Seahawks.

	ERA	W	L	APP	GS	CG	SHO	SV	IP	H	R	ER	BB	SO	2B	3B	HR	BF	BAVG	WP	HBP	BK	SF	SH
2022	3.52	6	1	15	15	0	0	0	76.2	76	34	30	37	59	12	1	4	340	.259	7	4	0	2	4
Total	3.52	6	1	15	15	0	0	0	76.2	76	34	30	37	59	12	1	4	340	.259	7	4	0	2	4



TANNER THACH

INFIELD/PITCHER
L/L • SOPHOMORE
6-5 • 220
BELVIDERE, N.C.
PERQUIMANS COUNTY

29



2023 (Freshman): Collegiate Baseball News Freshman All-America ... CAA All-Rookie honoree ... Also earned Honorable Mention All-CAA honors ... Named CAA Rookie of the Week three times ... One of two Seahawks to start all 57 games ... Set UNCW freshman records with home runs (15) and runs batted in (68) ... Fashioned 17 multi-hit games, including six three-hit games ... Had 17 games with multi-RBI's ... Drove in five runs three times and four four times ... Slammed a three-run homer in his first collegiate plate appearance against Ohio (2/17) ... Drove in five runs and scored three runs in his collegiate debut ... Homered, tripled and plated four runs against Iona (2/24) ... Homered twice in two games (Columbia, 3/4 and Northeastern, 5/6) ... Had eight-game stretch where he drove in a run in each game ... Had 14 runs batted in over that span ... Made a pair of one-inning appearances on the mound and struck out two in each outing (4/11 at NC State, 4/25 at North Carolina) ... Played with Cotuit in the Cape Cod League.

times and drew 59 walks for a .590 career on base average ... Played with the Carolina Cubs (2019-21) and Edenton Steamers (2022) of the Premier Collegiate League.

Personal: Full name: Tanner Benjamin Thach ... Son of Kristie and Richard Thach ... Mom played softball at Elizabeth City State ... Dad played baseball at Barton ... His great uncle is Hall of Fame pitcher Jim "Catfish" Hunter.

Prior to UNCW: Selected in the 18th round of the 2022 MLB Draft by the San Francisco Giants ... North Carolina 1A State Player of the Year his senior season for coach Justin Roberson at Perquimans County High School ... Two-time All-State selection ... Named first-team All-State by High SchoolOT ... Helped the Pirates to back-to-back 1A State Championships and was honored as the most valuable player both times ... Four Rivers Conference Player of the Year his junior and senior seasons ... Served as team captain his final two seasons with the Pirates ... Tossed a pair of no-hitters for the Pirates ... As a senior, fashioned a 13-0 record over the course of 18 appearances on the mound ... Allowed eight runs, just one earned, for a 0.10 ERA ... Struck out 139 batters and walked 27 in 73 innings ... Opponents hit .117 against him ... Hit .478 with 11 doubles and 12 home runs while playing first base ... Scored 44 runs and knocked in 49 ... During his junior season, he 8-1 with a 0.90 ERA ... Fanned 99 hitters in 49.1 innings while limiting opposing lineups to a .11 average ... Recorded a 24-3 record during his career at Perquimans County ... Struck out 327 hitters in 173.1 innings ... Had a 0.61 ERA for his career ... Hit .477 with 28 doubles and 20 home runs over four seasons with the varsity ... Scored 94 runs and drove in 95 ... Struck out just 15

	AVG	GP	GS	AB	R	H	2B	3B	HR	RBI	SLG%	BB	HBP	SO	GDP	OB%	SF	SH	SB
2023	.289	57	57	228	46	66	11	1	15	68	.544	21	6	46	6	.356	6	0	1
Total	.289	57	57	228	46	66	11	1	15	68	.544	21	6	46	6	.356	6	0	1

	ERA	W	L	APP	GS	CG	SHO	SV	IP	H	R	ER	BB	SO	2B	3B	HR	BF	BAVG	WP	HBP	BK	SF	SH
2023	0.00	0	0	2	0	0	0	0	2.0	2	0	0	1	4	1	0	0	9	.250	1	0	0	0	0
Total	0.00	0	0	2	0	0	0	0	2.0	2	0	0	1	4	1	0	0	9	.250	1	0	0	0	0



AUBREY SMITH

PITCHER
R/R • SOPHOMORE
6-3 • 200
LELAND, N.C.
SOUTH BRUNSWICK

30



2023 (Freshman): Made 17 relief appearances ... Earned win against Charlotte (3/8) ... Struck out four in 2.2 innings against NC State (3/21) ... Matched season-high of 2.2 innings against Delaware (4/23), limiting the Blue Hens to two hits and no runs.

Prior to UNCW: North Carolina 3A State Pitcher of the Year ... First-team All-State selection for coach Mike Anderson and South Brunswick High School ... Named second-team All-State by High SchoolOT ... Helped Cougars to the 3A state tournament finals his senior season ... Coastal Preps Co-Pitcher of the Year ... Honored as a first-team All-Area selection by the Wilmington Star News and Coastal Preps ... Two-time first-team All-Mideastern Conference honoree ... Served as team captain his senior season ... Won 11 games and posted a save while striking out 99 batters his senior season at South Brunswick ... Also knocked in 34 runs and scored 22 ... Belted 10 doubles and six home runs ... As a freshman, tossed a no-hitter ... Also played football and basketball for the Cougars.

Personal: Full name: Aubrey Landon Smith ... Son of Heather and Ronnie Smith ... Born in Wilmington, N.C.

	ERA	W	L	APP	GS	CG	SHO	SV	IP	H	R	ER	BB	SO	2B	3B	HR	BF	BAVG	WP	HBP	BK	SF	SH
2023	8.27	1	1	17	0	0	0	0	20.2	24	24	19	18	11	8	0	6	111	.293	6	5	0	4	2
Total	8.27	1	1	17	0	0	0	0	20.2	24	24	19	18	11	8	0	6	111	.293	6	5	0	4	2



CASE STROUP

PITCHER

L/L • SENIOR

6-4 • 220

APEX, N.C.

APEX FRIENDSHIP (BRUNSWICK CC)

32



2023 (Junior): Made 14 appearances for the Seahawks, including three starts ... Earned the win with a season-high four-inning relief stint against Columbia (3/4) ... Struck out season-high two on four occasions.

Prior to UNCW: Pitched at Brunswick CC during his freshman and sophomore years of college ... As a sophomore in 2022, posted an 8-3 record in 15 appearances, making 14 starts for the Dolphins ... Struck out 83 in 58 innings of work while fashioning a 2.95 ERA ... Struck out 15 in a seven-inning shutout of Pitt CC in 2022 ... Pitched for Apex Friendship High School for coach Guy Civitello ... Participated in multiple PG events in North Carolina and Georgia.

Personal: Full name: Case James Stroup ... Son of Cathy and Jimmy Stroup ... Born in Raleigh, N.C.

	ERA	W	L	APP	GS	CG	SHO	SV	IP	H	R	ER	BB	SO	2B	3B	HR	BF	BAVG	WP	HBP	BK	SF	SH
2023	10.45	1	1	14	3	0	0	0	20.2	34	31	24	19	12	5	0	1	125	.362	0	7	0	2	3
Total	10.45	1	1	14	3	0	0	0	20.2	34	31	24	19	12	5	0	1	125	.362	0	7	0	2	3



ZANE TAYLOR

PITCHER
R/R • JUNIOR
6-0 • 185
FRANKLINTON, N.C.
PRO5 ACADEMY

33



2023 (Sophomore): First-team All-CAA ... CAA All-Tournament ... CAA Pitcher of the Week (5/22) ... His 17 starts were one shy of tying the UNCW single season record set by Thomas Benton in 2006 ... Started two games in the CAA tournament allowing six hits and two runs in a combined 7.2 innings ... Led staff with 7-3 record and a 3.72 ERA ... In conference play, he was 6-0 in 10 starts and led the CAA with a 2.26 ERA ... Opponents hit .237 against him and he compiled a 1.16 WHIP ... Tossed season-high seven shutout innings twice (3/19 Towson and 5/20 William & Mary).

2022 (Freshman): Made 13 appearances ... Pitched in relief his first two outings before moving into the starting rotation for the final 11 weeks of the season ... Posted a 4-1 mark and 4.03 ERA ... Walked 11 in 60.1 innings (1.64 per nine innings) ... Earned win in his collegiate debut against Middle Tennessee (2/20) ... Added wins against VMI (4/3), at Delaware (4/24) and at JMU (5/21) ... Posted consecutive starts of career-long seven innings against Hofstra (4/10) and Towson (4/17) ... Blanked Hofstra on two hits and a walk, but did not figure in the decision ... Struck out a career-high seven against VMI.

Prior to UNCW: Three-year starter for Pro 5 Academy ... Graduated from Crossroads Flex ... Tossed complete game four-hitter against Dominion Christian School at Perfect Game High School Showdown (Academies) in 2019 ... Struck out 10 in another complete game effort against Elev8 Baseball Academy in 2019 ... Earned the win against nationally-ranked Dirtbags Skrap Pak 17U ... Played for TPA Nationals ... Earned Perfect Game Preseason Underclass All-America Honorable Mention honor in 2019 and 2020 ... Earned WWBA National Championship All-Tournament honors 2017-2020 ... Earned All-Tournament team honors at PG High School Showdown in 2019.

Personal: Full name: Nathaniel Zane Taylor ... Born in Fredericksburg, Va. ... Son of Barbara and Dale Taylor.

	ERA	W	L	APP	GS	CG	SHO	SV	IP	H	R	ER	BB	SO	2B	3B	HR	BF	BAVG	WP	HBP	BK	SF	SH
2022	4.03	4	1	13	11	0	0	0	60.1	59	30	27	11	42	10	1	7	256	.251	2	6	0	2	2
2023	3.72	7	3	17	17	1	1	0	87.0	81	42	36	20	60	17	2	10	371	.237	4	5	0	1	2
Total	3.85	11	4	30	28	1	1	0	147.1	140	72	63	31	102	27	3	17	627	.243	6	11	0	3	4



MAC GILLESPIE

OUTFIELD
R/R • SOPHOMOMRE
6-3 • 180
APEX, N.C.
PRO 5 ACADEMY

35



2023 (Freshman): Played in 18 games, making seven starts ... Was 1-4 with a RBI in his first collegiate appearance coming against Ohio (2/17) ... Had an RBI double against North Carolina A&T (3/31) ... Drew 11 walks in 31 plate appearances.

Prior to UNCW: Started three seasons on the varsity at Pro5 Academy for coach Mike Griffin ... Captained the Fighters his senior season ... Hit .415 his senior season in 2022 with a .513 on base average ... As a junior, he hit .321 ... Played with the South Charlotte Panthers (2019-20) and Dirtbags in 2021.

Personal: James McGuire Gillespie ... Son of Allison and James Gillespie ... Born Greensboro, N.C.

	AVG	GP	GS	AB	R	H	2B	3B	HR	RBI	SLG%	BB	HBP	SO	GDP	OB%	SF	SH	SB
2023	.154	18	7	26	7	4	1	0	0	2	.192	11	2	6	0	.436	0	3	1
Total	.154	18	7	26	7	4	1	0	0	2	.192	11	2	6	0	.436	0	3	1



RYAN CALVERT

PITCHER
R/R • RS-JUNIOR
6-5 / 230
LA PLATA, MD.
LA PLATA

36



2023 (Red-shirt sophomore): Pitched in 12 games including six starts ... Did not record a decision ... Held opponents to a .228 batting average ... Struck out 15 in 20.2 innings ... Held nationally-ranked Northeastern to a run on four hits over four innings in UNCW's series-clinching win over the Huskies (5/25) ... Allowed an unearned run on two hits over three innings against Northeastern in the CAA tournament win that sent the Seahawks to the finals ... Struck out two in 1.2 innings in his first appearance of the season coming against Iona (2/25) ... Moved into the rotation for the final five weekends of the season.

2022 (Sophomore): Did not play while recovering from an injury.

2021 (Freshman): Started 10 games as a freshman, nine being on the mound ... Compiled a 1-2 mark ... His win came at William & Mary (3/21) ... Allowed a run, unearned, on three hits and struck out two over a season-long five innings ... Matched his season-long five innings against Elon (4/4), but didn't figure in the decision ... Against Appalachian State (3/14), became the first Seahawk to serve as starting pitcher and designated hitter in the same game since 2004 (Matt Sutton vs. East Carolina, June 7, NCAA Regional).

Prior to UNCW: Started all four seasons on the varsity for La Plata High School ... Helped the Warriors to the 2019 2A State Championship ... Reached the finals in 2018 and the semifinals in 2017 ... Maryland Prep Baseball Report (PBR) Player of the Year as a junior (2019) ... Also earned first-team All-Met honors in 2019 from the Washington Post ... Brooks Robinson Preseason All-State selection before his junior season ... Three-time first-team All-SMAC selection ... Went 8-1 with a 0.45 ERA and 121 strikeouts his junior season (2019) ... Also owned a .444 batting average with 13 doubles and five home runs that same season ... As a sophomore in 2018, was 6-2 with a 0.95 ERA and 85 strikeouts ... Drove in 26 runs, hit eight doubles and homered ... Opened his prep career in 2017 with a 6-1 record and posted a 0.68 ERA while also hitting .480 with nine doubles and a pair of home runs ... Tossed no-hitter and homered twice against

Leonardtown his freshman season ... Struck out 13 and allowed no earned runs against Middletown in the 2019 State Championship game ... Also played basketball for the Warriors ... Played for Evo Shield Canes Mid-Atlantic in 2017 and later for the Canes North in 2018 and 2019.

Personal: Full name: Ryan Lee Calvert ... Born in La Plata, Md. ... Son of Debra and Mark Calvert ... Father played baseball at South Carolina before being selected in the 14th round by Cincinnati in the 1983 MLB Draft ... Brother, Alex, played at South Carolina and Erskine ... Oldest brother, Troy, played football at Frostburg State (Md.).

	ERA	W	L	APP	GS	CG	SHO	SV	IP	H	R	ER	BB	SO	2B	3B	HR	BF	BAVG	WP	HBP	BK	SF	SH
2021	5.13	1	2	9	9	0	0	0	26.1	28	18	15	16	29	6	1	5	125	.272	8	4	0	1	1
2023	4.35	0	0	12	6	0	0	0	20.2	18	13	10	7	15	5	0	2	89	.228	1	2	1	1	0
Total	4.79	1	2	21	15	0	0	0	47.0	46	31	25	23	44	11	1	7	214	.253	9	6	1	2	1



MATT GAITHER

PITCHER

R/L • SENIOR

6-4 • 200

MIDLOTHIAN, VA.

STEWARDS SCHOOL / CHRISTOPHER NEWPORT

38



2023 (Junior): Appeared in 15 games, including four as a starter ... Struck out 28 in 36.2 innings ... Posted wins against Iona (2/24), Monmouth (3/11) and at Towson (3/18) ... Held Monmouth to a hit and two walks while striking out six over a career-long 7.1 innings out of the bullpen ... Struck out three or more in four outings.

2022 (Sophomore): Made six appearances, including four starts ... All four starts came at the front of the rotation ... Went 2-1 with wins over nationally-ranked Ball State (2/25) and ASUN champion Kennesaw State (3/13) ... Blanked Ball State over a career-long seven innings, allowing five hits and a walk while striking out eight, a career-high ... Shutout KSU on two hits over six innings ... Relief appearances came at JMU (5/21) and versus Hofstra (5/26) in the CAA tournament.

Prior to UNCW: Played one season at Christopher Newport University in Newport News, Va. ... Saw action in 19 games, all in relief ... Posted a 3-1 mark, two saves and a 3.97 ERA ... Struck out 32 and walked 11 in 22.2 innings ... Recorded a season-high four strikeouts against Virginia Wesleyan (3/7) ... Surrendered just two extra-base hits on the season.

Personal: Full name: Matthew Brian Gaither ... Born in Columbia, S.C. ... Son of Anne and Brian Gaither.

	ERA	W	L	APP	GS	CG	SHO	SV	IP	H	R	ER	BB	SO	2B	3B	HR	BF	BAVG	WP	HBP	BK	SF	SH
2021*	3.97	3	1	19	0	0	0	2	22.2	22	13	10	11	32	1	0	1	103	.256	3	4	0	0	2
2022	1.80	2	1	6	4	0	0	0	30.0	22	6	6	6	22	4	2	0	115	.206	2	2	0	0	0
2023	5.15	3	2	15	4	0	0	0	36.2	35	24	21	28	28	9	2	4	171	.252	1	3	0	0	1
Total	3.64	5	3	21	8	0	0	0	66.2	57	30	27	34	50	13	4	4	286	.232	3	5	0	0	1

* at Christopher Newport



COLE BENTON

PITCHER

L / L • RS-SENIOR

6-2 • 210

CERRO GORDO, N.C.

WEST COLUMBUS

39



2023 (Red-shirt junior): Made nine appearances, all in relief ... Struck out five in 4.1 innings ... Credited with the win in relief against Delaware (4/23).

2022 (Red-shirt sophomore): Second on the staff with 25 relief appearances ... Allowed one run over his first 11 appearances totaling 10 innings ... Recorded wins against VMI (4/2) and Towson (4/17) ... Also posted saves against St John's (2/20) and Kennesaw State (3/13).

2021 (Red-shirt freshman): Tied for second on the staff with 19 appearances, all coming in relief ... Earned the win in the season opener against VCU (2/20) ... Struck out season-high three on two occasions ... Allowed runs in five of 19 outings.

2020 (Freshman): Made three appearances ... Collegiate debut came against Marshall (2/22) ... Also pitched in relief against #19 East Carolina, striking out the only batter he faced (3/11).

Prior to UNCW: Played four seasons for West Columbus and coach Jason Jones ... Helped Vikings to 1A state finals in 2018 ... All-State and All-Three Rivers Conference selection ... Owned a 6-1 record and a 0.36 ERA his final season for the Vikings ... Allowed just two earned runs while striking out 71 in 48 innings ... Tossed a no-hitter his junior season, striking out 10 of the 17 batters he faced ... Played for the Dirtbags and appeared in WWBA Championship events in Atlanta and Jupiter (Fla.) ... Also Competed in Perfect Game Junior National Showcase and World Series events and the Wilson Premier Showcase in Tampa.

Personal: Full name: Cole Andrew Benton ... Son of Angie and Rick Benton ... Born in Wilmington, N.C. ... Older brother, Trey, pitches in the Cleveland Indians organization while his twin brother, Cody, also pitches for UNCW.

	ERA	W	L	APP	GS	CG	SHO	SV	IP	H	R	ER	BB	SO	2B	3B	HR	BF	BAVG	WP	HBP	BK	SF	SH
2020	6.75	0	0	3	0	0	0	0	1.1	1	1	1	1	1	1	0	0	5	.250	0	0	0	0	0
2021	4.50	1	1	19	0	0	0	0	16.0	18	11	8	7	14	1	0	2	75	.295	1	4	1	3	0
2022	5.18	2	1	25	0	0	0	2	24.1	28	14	14	10	11	4	0	3	111	.322	0	5	0	4	5
2023	8.31	1	0	9	0	0	0	0	4.1	7	6	4	3	5	2	0	0	21	.412	1	0	0	1	0
Total	5.28	4	2	56	0	0	0	2	46.0	54	32	27	21	31	8	0	5	212	.320	2	9	1	8	5



TY LAWSON

PITCHER
R/R • SOPHOMORE
6-5 • 215
WHITEVILLE, N.C.
WHITEVILLE

44



2023 (Freshman): Made eight relief appearances ... Made collegiate debut against Georgetown (2/25) ... Credited with his first win against Columbia (3/5) ... Struck out two in back-to-back one inning appearances against TCU (4/15) and Campbell (4/18) ... Opened season with five scoreless appearances.

Prior to UNCW: Played four seasons with the varsity at Whiteville High School and coach Brett Harwood ... North Carolina 2A State Pitcher of the Year as a senior with a record of 12-1, 161 strikeouts and a 1.24 ERA over 84.2 innings ... Also led Whiteville with 33 runs batted in and a .400 batting average ... NCBCA 2A All-State selection ... Also named second team All-State by High SchoolOT ... Small Town All-America ... Waccamaw Conference Player of the Year ... Played in the Powerade State Games as a junior ... Also earned All-Waccamaw Conference and All-County honors his junior season ... Earned the Whiteville Baseball Coaches Award ... Served as team captain his junior and senior seasons ... Helped the Wolfpack to the 2A State Championship in 2022 ... Wolfpack finished 23-5 and went undefeated in conference play (10-0) ... Tossed two no-hitters for Whiteville ... No-hit South Columbus his senior season and against West Columbus as a junior ... As a senior, crafted three games of 13+ strikeouts including a career-high 18 against Pender ... Pitched for the Carolina Cubs at the 2020 and 2021 WWBA National Championships in East Cobb, Ga. ... Earned Perfect Game All-Tournament honors ... Preseason Perfect Game All-America in the Atlantic Region ... Graduated Whiteville with 4.73 grade point average, earning Summa Cum Laude honors ... National Honor Society inductee ... Heisman High School Athletic Scholarship nominee ... Also nominated for the Morehead Cain and Park Scholarships.

Personal: Full name: Brenson Ty Lawson ... Son of Sonya and Brent Lawson ... Born in Wilmington, N.C. ... Brother, Dylan, played at East Carolina (2021).

	ERA	W	L	APP	GS	CG	SHO	SV	IP	H	R	ER	BB	SO	2B	3B	HR	BF	BAVG	WP	HBP	BK	SF	SH
2023	12.00	1	1	7	1	0	0	0	6.0	6	8	8	8	6	1	0	1	32	.261	0	1	0	0	0
Total	12.00	1	1	7	1	0	0	0	6.0	6	8	8	8	6	1	0	1	32	.261	0	1	0	0	0



JACOB SHAFER

PITCHER

R / R • RS-JUNIOR

6-8 • 240

HIGH POINT, N.C.

SOUTHWEST GUILFORD

45



2023 (Red-shirt sophomore): Second-team All-CAA ... Earned CAA All-Tournament honors ... Made career-high 16 starts, ranking second on the staff ... Also totaled career highs in innings (87.2), wins (7) and strikeouts (55) ... Limited opponents to a .246 batting average ... Tossed complete game against Monmouth (3/10), allowing a run on three hits and a walk while striking out five ... The win over Monmouth started a string of four straight wins in which he compiled a 2.28 ERA over 27.2 innings ... Tossed five shutout innings for the win over Delaware (5/25) in the opening game of the CAA Tournament ... Pitched for Cotuit in the Cape Cod League.

2022 (Sophomore): Made two starts against St. John's (2/19) and Rutgers (2/26) before an injury ended his season ... Did not figure in the decision in either game.

2021 (Freshman): Split time between the rotation and bullpen, making five starts among his 14 appearances ... Made collegiate debut against Cincinnati (3/4) with 4.1 innings ... Earned first win against nationally-ranked East Carolina (3/7) with five innings of work and allowing two runs ... Came out of the bullpen with two innings of work against UNCA (4/18) ... Started games against Cincinnati, East Carolina, NC State, Coastal Carolina and Northeastern (5/30, CAA Championship game) ... Totaled nine games of at least two strikeouts, including three games of a season-high three ... Limited North Carolina (5/18) to a run over three innings of relief.

Prior to UNCW: Spent three seasons as a starter for Southwest Guilford ... Served as captain twice ... All three seasons, he helped the Cowboys to the 3A Piedmont Triad Conference title ... Twice named all-conference (2019 and 2020) ... Pitched in three combined no-hitters during the 2018 season ... Finished prep career with 12-2 mark and a 1.30 ERA ... Struck out 140 hitters over 102 career innings (12.4 per nine innings) ... Struck out 88 over 53.1 innings (14.9 per nine) while going 6-2 his junior season ... Played for NCBA Golden Pikes 2020 in 2017 through 2019 ... Participated in the PBR Top Prospect Games his sophomore season in Buies Creek, N.C.

Personal: Full name: Jacob Matthew Shafer ... Born in High Point, N.C. ... Son of Stephanie and Chris Shafer.

	ERA	W	L	APP	GS	CG	SHO	SV	IP	H	R	ER	BB	SO	2B	3B	HR	BF	BAVG	WP	HBP	BK	SF	SH
2021	5.29	1	1	14	5	0	0	1	32.1	43	22	19	6	25	4	1	5	146	.316	3	2	0	0	2
2022	19.29	0	0	2	0	0	0	0	2.1	10	5	5	3	1	2	0	0	18	.667	0	0	0	0	0
2023	4.62	7	5	16	16	1	0	0	87.2	81	51	45	31	55	15	1	8	385	.246	7	13	0	5	6
Total	5.08	8	6	32	21	1	0	1	122.1	134	78	69	40	81	21	2	13	549	.279	10	15	0	5	8



LUKE CRAIG

PITCHER
L / L • RS-JUNIOR
6-2 • 205
SANFORD, N.C.
SOUTHERN LEE



2023 (Red-shirt sophomore): Was third on the staff with 25 appearances, 24 being in relief ... Compiled a 3-1 record with wins over East Carolina (3/14 & 3/28) and North Carolina A&T (4/2) ... Struck out season-high seven in 3.1 innings against Campbell (4/18) ... Tossed three innings of shutout relief against Delaware (5/25) at CAA Tournament.

2022 (Sophomore): Red-shirted

2021 (Freshman): Made eight appearances out of the bullpen .. Did not yield a run in six of his eight outings ... Made career debut against Western Carolina (2/26) ... Struck out two in 1.1 innings at Charleston (3/28) ... Went season-long two innings at Coastal Carolina (4/27) ... Struck out both batters he faced at nationally-ranked NC State (5/11).

Prior to UNCW: Pitched at Southern Lee High School ... Two-time All-Conference selection ... Named conference MVP his senior season ... Struck out 101 over 94.1 career innings pitched.

Personal: Full name: Luke Montana Craig ... Son of Dorothy and Bobby Craig.

	ERA	W	L	APP	GS	CG	SHO	SV	IP	H	R	ER	BB	SO	2B	3B	HR	BF	BAVG	WP	HBP	BK	SF	SH
2021	7.50	0	0	8	0	0	0	0	6.0	3	5	5	7	5	1	0	0	29	.143	0	1	0	0	0
2023	7.65	3	1	25	1	0	0	0	37.2	43	34	32	22	37	8	2	8	183	.289	8	11	0	0	1
Total	7.63	3	1	33	1	0	0	0	43.2	46	39	37	29	42	9	2	8	212	.271	8	12	0	0	1



2 • Dylan Schaefer
Infielder
Freshman
6-0 | 175
R/R
Tega Clay, S.C.
Fort Mill

Prior to UNCW: Played three seasons with the varsity at Fort Mill High School ... Missed senior season with a leg injury ... Earned All-State his junior season for the Yellowjackets ... Helped team to 5A Upper State Championship his junior season ... Hit .360 with 12 stolen bases that season ... Also played football at Fort Mill.

Personal: Full name: Dylan Michael Schaefer ... Son of Amanda and Jeff Schaefer ... Born in Fort Mill, S.C. ... Father played at Maryland (1979-81) and was drafted by Baltimore in the 12th round of the 1981 MLB Draft ... Played with the Chicago White Sox and Seattle Mariners for four seasons at the MLB level.



4 • Will Tyrell
Outfielder
Freshman
5-11 | 175
L/R
Nashville, Tenn.
Montgomery Bell

Prior to UNCW: Started all three seasons for the Big Red of Montgomery Bell Academy ... Hit .411 and posted a .512 on-base average while stealing 37 bases his senior season ... Helped Big Red to regional finals in 2022 ... Earned All-Region honors his junior and senior seasons ... Also played football for Montgomery Bell.

Personal: Full name: William Thomas Tyrrell ... Son of Marnee and Ryan Tyrrell ... Born in Nashville, Tenn. ... Father played baseball at Brown (1992-96).



Jason Mack
Infielder/Catcher
Freshman
6-2 | 200
R/R
Raleigh, N.C.
Pro 5 Academy

Prior to UNCW: Played three seasons with Pro 5 Academy and coach Mike Griffin ... Hit .290 his senior season with 14 doubles ... Helped Pro 5 to NAA Conference titles his sophomore and junior seasons.

Personal: Full name: Jason Robert Mack ... Son of Christina and Christopher Mack ... Born in Ashburn, Va. ... Father played football at Shepherd and is a member of the school's Hall of Fame ... Mother swam at William & Mary ... Sister, Katie, is an All-America swimmer at Tennessee.



Kyle Dobos
Infielder
Freshman
6-1 | 190
R/R
Waxhaw, N.C.
Marvin Ridge

Prior to UNCW: Played four seasons on the varsity at Marvin Ridge, starting three ... Missed senior season with an injury ... Also played football for the Mavericks.

Personal: Full name: Kyle Stephen Dobos ... Son of Marci and Tim Dobos ... Born in Charlotte, N.C. ... Father played baseball at Akron (1985-88) ... Brother, Kevin, played baseball for Kent State (2017-21).



10 • Kevin Jones
Infielder
Junior
5-11 | 185
R/R
Rolesville, N.C.
Lenoir CC

Prior to UNCW: Played two seasons at Lenoir Community College ... Helped the Lancers to the Region 10 Tournament championship in 2023 ... Earned first-team All-Region infielder honors ... Played for Rolesville High School where he was named to the all-conference squad and earned Silver Slugger honors.

Personal: Full name: Kevin Lamont Jones ... Son of Sofia Alston and Kevin Jones ... Born in Raleigh, N.C.



18 • Cooper Allen
Pitcher / Infielder
Freshman
6-1 | 200
R/R
Wake Forest, N.C.
Wake Forest

Prior to UNCW: Started three of four seasons playing on the varsity at Wake Forest High School ... Earned All-State his junior and senior seasons for the Cougars and coach Carlos Varela ... Fashioned a 0.91 ERA and hit .430 his senior season as Wake Forest won the Eastern Regional championship ... Hit .498 as a junior with a 2.00 ERA.

Personal: Full name: Cooper Andrew Allen ... Son of Diane and Brian Allen ... Born in Wake Forest, N.C.



21 • Bromley Thornton
Utility / Pitcher
Freshman
6-4 | 215
R/R
Wilmington, N.C.
New Hanover

Prior to UNCW: Played three seasons at New Hanover High School and helped the Wildcats to a conference title in 2023 ... Earned First-Team All-State, Conference and Area honors ... Was named Area Pitcher of the Year ... Was 9-0 with a 0.57 ERA ... Struck out 96 batters in 61 innings, walked just 11 ... Hit .409, scored 24 runs and knocked in 17 runs ... Was 9-2 as a junior and fanned 96 in 72.2 innings ... Was the Mid-Eastern Conference Pitcher of the Year as a junior ... Also earned First-Team All-State, All-Conference and Area honors ... Second-Team honors as a sophomore for the Wildcats.

Personal: Full name: Bromley Oliver Thornton ... Son of Pamela and Will Thornton ... Born in Wilmington, N.C. ... Father, Will, played baseball at UNC Pembroke ... Mother, Pamela, played softball at UNCW.



22 • Kevin Novobilsky
Infielder
Sophomore
6-0 | 210
L/R
Ocean Township
Stockton University

Prior to UNCW: Transferred into the program following two seasons at Stockton (NJ) University ... Sat out 2021-22 season with an injury ... NJAC Rookie of the Year in 2023 ... NJAC First Team ... D3baseball.com Region 4 Co-Rookie of the Year ... ABCA/Rawlings All-Region 4 Second Team ... D3baseball.com All-Region 4 Third Team ... Chosen NJAC Rookie of the Week four times ... Only player on the team to start all 42 games ... Led the team in batting (.380), hits (65), runs (44), home runs (8), RBI (44), slugging percentage (.614) and on-base percentage (.443) ... Finished eighth in the NJAC in homers and 10th in RBI ... Broke the school record for runs and tied the second highest hit total in Stockton history ... Hit safely in 34 of 42 games including a team-high 19 multi-hit performances ... Became the third Stockton player since 2014 with five hits in a game.

Personal: Full name: Kevin James Novobilsky ... Son of Elizabeth and James Novobilsky ... Born in Ocean, N.J.



23 • JD Everett
Pitcher
Junior
5-11 | 220
R/L
Hickory, N.C.
Gaston College

Prior to UNCW: Transferred into the program following a season at Gaston College ... Began collegiate career at Wake Forest ... As a freshman at Gaston, started 12 games, appeared in 13, for the Rhinos and finished with a 7-1 record and a 4.22 ERA ... Was 7-2 in 16 appearances in 2023 for Gaston ... Helped Rhinos to Region X tournament championships and Eastern District Championship ... Earned All-Academic honors both seasons at Gaston ... Made collegiate debut for Wake Forest during the 2021 season in relief against Notre Dame (2/28/21) ... Struck out one in an inning of relief ... Played four seasons on the varsity level for St. Stephens in the Western Foothills Conference.

Personal: Full name: Joseph Dennis Everett ... Son of Katie Mitchell and Joe Everett ... Born in Hickory, N.C. ... Father played baseball, basketball and football at Methodist (1994-97).



25 • Connor Marshburn
Pitcher
Freshman
6-6 | 230
R/R
Cary, N.C.
Pro 5 Academy

Prior to UNCW: Played his senior season at Pro 5 Academy ... Pitched for Panther Creek his first three prep seasons ... Was 2-0 in 29.1 innings at Pro 5 ... Posted a 2.63 ERA and struck out 30 batters.

Personal: Full name: Connor Mattox Marshburn ... Son of Amy and Will Marshburn ... Born in Cary, N.C.



28 • Cole Nelson
Pitcher
Freshman
6-3 | 205
R/R
Charlotte, N.C.
Hickory Grove

Prior to UNCW: Played four seasons on the varsity at Hickory Grove Christian where he started three seasons ... Helped Lions to state 3A title in 2023 ... All-Metro-lina Conference selection his final three seasons, and earned All-State honors his junior and senior seasons ... Also swam and played basketball for Hickory Christian.

Personal: Full name: Cole Harry Nelson ... Son of Andrea and Kurt Nelson ... Born in Charlotte, N.C. ... Father played football at Northern Illinois, mother was a three-sport athlete at UW Lacrosse in Trask & Field, Basketball and Volleyball ... Older brother, Blake, swims at UW Lacrosse.



31 • Isaiah Hunter
Outfielder / Infielder
Freshman
6-0 | 170
R/R
Wilmington, N.C.
Wilmington Christian

Prior to UNCW: Hit .525 with 37 runs scored and 26 driven in while helping Wilmington Christian to a state championship ... Named All-State his senior season.

Personal: Full name: Isaiah Emanuel Hunter ... Son of Alexia and Isaiah Hunter ... Born in Wilmington, N.C.



34 • Martin Zelenka
Catcher
Junior
6-4 | 245
R/R
Prague, Czech Republic
Pitt CC

Prior to UNCW: Transferred into the program from Pitt CC ... Began collegiate career at Charlotte ... Hit .333 as a freshman at Pitt CC with six home runs and 28 RBIs ... In his second season at Pitt CC, he hit .375 with 15 home runs, 50 runs batted in and 31 runs scored ... Was third in the NJCAA Division II level with those 15 home runs ... His .805 slugging percentage ranked 12th ... Earned All-Academic honors twice at Pitt CC and finished his academic career there with a 4.0 grade point average ... Also earned All-Region X honors as a catcher in 2023 ... Attended Pro 5 Academy.

Personal: Full name Martin Zelenka ... Son of Jiřina Zelenková and Martin Zelenka ... Born in Prague, Czech Republic.

37 • Jack Gibson



Pitcher
Freshman
6-2 | 205
L/L
Southern Shores, N.C.
PDG Academy

Prior to UNCW: Played his senior season at PDG Academy ... Allowed just 12 hits over 26 innings his senior season with the Generals ... Struck out 43 and held opponents to a .133 batting average ... Played at First Flight High School his first three seasons at the varsity level ... Posted a 1.58 ERA over 57.1 innings for First Flight as a junior ... Struck out 101 batters and limited opponents to a .160 batting average ... Twice named All-Northeastern Coastal Conference for the Nighthawks (junior and senior seasons) ... Helped Nighthawks to conference titles in 2021 and 2022 ... Also played basketball in high school.

Personal: Full name: John Christopher Gibson ... Son of Rosemary and John Gibson ... Born in Southern Shores, N.C. ... Father played football at Chowan.

41 • Baker Cox



Pitcher
Junior
6-0 | 200
R/R
Hopkins, S.C.
Spartanburg Methodist

Prior to UNCW: Pitched one season at Spartanburg Methodist Junior College ... Began collegiate career at Charleston Southern ... Played five seasons of baseball at AC Flora High School ... Helped Falcons to a state title his freshman season ... Earned All-State and Region honors his junior season at AC Flora

Personal: Full name: Baker Brooks Cox ... Born in Columbia, S.C. ... Son of Kathy and Russ Cox.



43 • Trace Baker
Pitcher
Sophomore
6-4 | 230
R/R
Winterville, N.C.
Catawba Valley CC

Prior to UNCW: Posted a 7-3 mark while making 12 starts for the Red Hawks of Catawba Valley CC in his lone season with the program ... CVCC won the Region X regular seasons ... Named first-team All-Region X in 2023 ... Played high school baseball at South Central High School ... Recorded a 1.90 ERA and 4-3 record with 83 strikeouts as a senior ... Also tallied a .368 batting average and three home runs during his final prep season ... Earned All-Big East Conference honors his junior and senior seasons ... Finished his prep career with a 2.25 ERA, 8-5 record, 135 strikeouts, .321 batting average and five home runs ... Led South Central to a conference baseball championship in the spring of 2022.

Personal: Full name: David Aubrey Baker III ... Son of Charlotte and Dave Baker ... Born in Greenville, N.C.



49 • Jordan Capuano
Pitcher
Freshman
6-1 | 215
R/R
Bristow, Va.
Patriot

Prior to UNCW: Played four seasons on the varsity, starting three, for coach Nicholas Grove at Patriot High School ... Earned first-team All-District honors, first-team All-Region and second-team All-State ... All-MET honorable mention for the Pioneers.

Personal: Full name: Jordan Ross Capuano ... Son of Deborah and Andrew Capuano ... Born in Bristow, Va.



NCAA Collegiate Baseball
Game Results for UNCW (as of Feb 15, 2024)
(All games)

Date	Opponent	Score	Inns	Overall	Colonial	Pitcher of record	Attend	Time
Feb 17, 2023	OHIO	w 14-10	9	1-0-0	0-0-0	E. Chenault (W 1-0)	1186	3:34
Feb 18, 2023	NAVY	w 8-0	9	2-0-0	0-0-0	J. Shafer (W 1-0)	1653	2:39
Feb 19, 2023	#19 VIRGINIA	L 0-7	9	2-1-0	0-0-0	Z. Taylor (L 0-1)	1824	2:33
Feb 24, 2023	IONA	w 11-3	9	3-1-0	0-0-0	M. Gaither (W 1-0)	1040	2:58
Feb 25, 2023	GEORGETOWN	L 0-11	9	3-2-0	0-0-0	J. Shafer (L 0-1)	954	2:46
Feb 25, 2023	IONA	L 9-13	9	3-3-0	0-0-0	C. Stroup (L 0-1)	954	3:19
Feb 26, 2023	GEORGETOWN	w 9-3	9	4-3-0	0-0-0	Z. Taylor (W 1-1)	1074	2:19
Feb 28, 2023	at #2 Wake Forest	L 6-8	9	4-4-0	0-0-0	C. Kane (L 0-1)	656	2:56
Mar 03, 2023	COLUMBIA	L 0-15	9	4-5-0	0-0-0	M. Gaither (L 1-1)	865	2:58
Mar 04, 2023	COLUMBIA-1	L 12-15	9	4-6-0	0-0-0	E. Chenault (L 1-1)	-	3:06
Mar 04, 2023	COLUMBIA-2	w 15-9	9	5-6-0	0-0-0	C. Stroup (W 1-1)	1081	3:06
Mar 05, 2023	COLUMBIA	w 13-9	9	6-6-0	0-0-0	T. Lawson (W 1-0)	943	3:10
Mar 08, 2023	at Charlotte	w 11-9	9	7-6-0	0-0-0	Au. Smith (W 1-0)	1769	3:51
* Mar 10, 2023	MONMOUTH	w 3-1	9	8-6-0	1-0-0	J. Shafer (W 2-1)	822	2:19
* Mar 11, 2023	MONMOUTH-1	w 18-5	9	9-6-0	2-0-0	M. Gaither (W 2-1)	-	2:47
* Mar 11, 2023	MONMOUTH-2	L 4-7	9	9-7-0	2-1-0	E. Chenault (L 1-2)	1088	3:07
Mar 14, 2023	#11 EAST CAROLINA	w 8-5	9	10-7-0	2-1-0	L. Craig (W 1-0)	2216	3:10
* Mar 17, 2023	at Towson	w 12-6	9	11-7-0	3-1-0	J. Shafer (W 3-1)	91	2:52
* Mar 18, 2023	at Towson	w 10-5	9	12-7-0	4-1-0	M. Gaither (W 3-1)	101	3:35
* Mar 19, 2023	at Towson	w 12-2	9	13-7-0	5-1-0	Z. Taylor (W 2-1)	83	2:40
Mar 21, 2023	#24 NC STATE	L 8-11	(10)	13-8-0	5-1-0	B. Banks (L 0-1)	2483	4:10
* Mar 24, 2023	at Stony Brook-1	w 7-2	9	14-8-0	6-1-0	J. Shafer (W 4-1)	126	2:21
* Mar 24, 2023	at Stony Brook-2	L 4-7	9	14-9-0	6-2-0	J. Hudak (L 0-1)	126	2:47
* Mar 26, 2023	at Stony Brook	w 9-3	9	15-9-0	7-2-0	Z. Taylor (W 3-1)	237	2:27
Mar 28, 2023	at #8 East Carolina	w 9-3	9	16-9-0	7-2-0	L. Craig (W 2-0)	4486	2:57
* Mar 31, 2023	NORTH CAROLINA A&T	w 13-3	9	17-9-0	8-2-0	J. Shafer (W 5-1)	1176	2:36
* Apr 01, 2023	NORTH CAROLINA A&T	L 3-4	9	17-10-0	8-3-0	M. Murdock (L 0-1)	1218	2:32
* Apr 02, 2023	NORTH CAROLINA A&T	w 8-4	9	18-10-0	9-3-0	L. Craig (W 3-0)	1445	2:16
* Apr 09, 2023	at Elon-1	L 1-3	7	18-11-0	9-4-0	J. Shafer (L 5-2)	433	1:40
* Apr 09, 2023	at Elon-2	w 7-6	9	19-11-0	10-4-0	C. Kane (W 1-1)	433	2:56
Apr 11, 2023	at NC State	L 3-12	9	19-12-0	10-4-0	Au. Smith (L 1-1)	3048	3:07
Apr 14, 2023	at #25 TCU	w 14-6	9	20-12-0	10-4-0	E. Chenault (W 2-2)	3720	3:23
Apr 15, 2023	at #25 TCU	L 5-17	9	20-13-0	10-4-0	Z. Taylor (L 3-2)	4084	3:12
Apr 16, 2023	at #25 TCU	w 12-6	9	21-13-0	10-4-0	C. Kane (W 2-1)	3834	3:02
Apr 18, 2023	#11 CAMPBELL	L 2-6	9	21-14-0	10-4-0	C. Phelan (L 0-1)	1573	2:51
* Apr 21, 2023	DELAWARE	w 7-3	9	22-14-0	11-4-0	J. Shafer (W 6-2)	1162	2:29
* Apr 22, 2023	DELAWARE	w 2-1	9	23-14-0	12-4-0	Z. Taylor (W 4-2)	1072	2:01
* Apr 23, 2023	DELAWARE	w 12-4	9	24-14-0	13-4-0	Co. Benton (W 1-0)	1311	3:11
Apr 25, 2023	at North Carolina	L 2-18	9	24-15-0	13-4-0	T. Lawson (L 1-1)	2427	2:51
* Apr 28, 2023	at Hofstra-1	L 8-9	9	24-16-0	13-5-0	B. Banks (L 0-2)	-	2:40
* Apr 28, 2023	at Hofstra-2	w 6-3	9	25-16-0	14-5-0	C. Kane (W 3-1)	125	2:34
* May 05, 2023	#25 NORTHEASTERN	L 2-8	9	25-17-0	14-6-0	J. Shafer (L 6-3)	1194	2:19
* May 06, 2023	#25 NORTHEASTERN	w 7-2	9	26-17-0	15-6-0	Z. Taylor (W 5-2)	1311	2:39
* May 07, 2023	#25 NORTHEASTERN	w 4-2	9	27-17-0	16-6-0	E. Chenault (W 3-2)	1207	2:22
May 09, 2023	at #13 Campbell	L 5-24	9	27-18-0	16-6-0	L. Craig (L 3-1)	902	3:02
* May 12, 2023	at Col. of Charleston	L 3-4	9	27-19-0	16-7-0	J. Shafer (L 6-4)	689	2:39
* May 13, 2023	at Col. of Charleston	w 9-3	9	28-19-0	17-7-0	Z. Taylor (W 6-2)	723	2:49
* May 14, 2023	at Col. of Charleston	L 7-8	9	28-20-0	17-8-0	B. Banks (L 0-3)	644	2:16
May 16, 2023	#1 WAKE FOREST	L 0-4	9	28-21-0	17-8-0	M. Gaither (L 3-2)	2291	2:58
* May 18, 2023	WILLIAM & MARY	w 16-13	9	29-21-0	18-8-0	E. Chenault (W 4-2)	1100	3:39
* May 20, 2023	WILLIAM & MARY-1	w 6-0	7	30-21-0	19-8-0	Z. Taylor (W 7-2)	-	1:52
* May 20, 2023	WILLIAM & MARY-2	w 6-3	9	31-21-0	20-8-0	C. Kane (W 4-1)	1371	2:24
# May 25, 2023	vs Delaware	w 3-0	9	32-21-0	20-8-0	J. Shafer (W 7-4)	610	2:10
# May 26, 2023	vs Northeastern	w 6-5	(10)	33-21-0	20-8-0	B. Banks (W 1-3)	480	2:31
# May 28, 2023	vs Northeastern	w 5-4	9	34-21-0	20-8-0	E. Chenault (W 5-2)	451	2:37
% Jun 02, 2023	vs #17 Duke	L 3-12	9	34-22-0	20-8-0	J. Shafer (L 7-5)	2939	3:54
% Jun 03, 2023	at #8 Coastal Carolina	L 2-12	9	34-23-0	20-8-0	Z. Taylor (L 7-3)	3241	2:52

* = Conference game
 % = Conway Regional
 () extra inning game

**NCAA Collegiate Baseball
Overall Statistics for UNCW (as of Feb 15, 2024)
(All games Sorted by Batting avg)**

Record: 34-23 Home: 19-11 Away: 12-11 Neutral: 3-1 Colonial: 20-8

Player	avg	gp-gs	ab	r	h	2b	3b	hr	rbi	tb	slg%	bb	hp	so	gdp	ob%	sf	sh	sb-att	po	a	e	fld%		
6 Jac Croom	.361	57-56	219	54	79	12	1	7	34	114	.521	24	2	22	4	.427	1	6	7-11	29	123	5	.968		
1 Trevor Marsh	.319	57-57	216	41	69	13	1	12	48	120	.556	20	5	49	2	.388	1	0	3-5	134	0	2	.985		
5 Alec DeMartino	.308	53-52	185	45	57	8	1	9	29	94	.508	33	4	50	3	.422	1	2	2-3	109	0	1	.991		
19 John Newton	.304	48-46	158	33	48	7	0	9	31	82	.519	27	11	42	3	.437	1	2	0-1	4	0	0	1.000		
18 Dillon Lifrieri	.302	56-53	232	48	70	17	1	10	40	119	.513	16	1	41	0	.345	3	3	5-5	106	5	1	.991		
29 Tanner Thach	.289	57-57	228	46	66	11	1	15	68	124	.544	21	6	46	6	.356	6	0	1-1	445	30	1	.998		
16 Brock Wills	.286	56-56	231	44	66	12	3	3	34	93	.403	20	8	52	1	.357	4	5	5-7	98	131	14	.942		
2 Taber Mongero	.272	47-45	147	25	40	9	0	1	25	52	.354	24	2	18	2	.375	3	8	1-2	59	120	8	.957		

4 Kevin Pitarra	.337	30-24	86	9	29	3	0	1	22	35	.407	8	0	12	2	.385	2	8	3-5	174	16	4	.979		
12 Bryan Arendt	.261	38-34	119	22	31	5	1	4	18	50	.420	10	10	25	4	.359	3	2	5-5	244	17	8	.970		
15 Jayson Arendt	.208	20-3	24	8	5	1	0	0	5	6	.250	3	0	10	0	.296	0	1	1-3	8	2	0	1.000		
7 Aiden Evans	.200	22-12	45	7	9	0	1	1	11	14	.311	6	1	15	0	.302	1	2	2-2	22	36	7	.892		
25 Ron Evans	.182	15-8	33	9	6	0	0	0	3	6	.182	5	5	13	2	.364	1	0	4-4	6	0	1	.857		
22 Brad Gregory	.167	7-1	6	2	1	0	0	0	0	1	.167	2	1	4	0	.444	0	0	0-0	8	1	0	1.000		
35 Mac Gillespie	.154	18-7	26	7	4	1	0	0	2	5	.192	11	2	6	0	.436	0	3	1-1	24	0	1	.960		
10 Jack Guerrero	.000	7-1	6	1	0	0	0	0	0	0	.000	3	0	3	0	.333	0	0	0-0	2	2	0	1.000		
9 Teddy Ruffner	.000	3-0	2	0	0	0	0	0	0	0	.000	0	0	0	0	.000	0	0	0-0	0	0	0	.000		
45 Jacob Shafer	.000	1-1	0	0	0	0	0	0	0	0	.000	0	0	0	0	.000	0	0	0-0	10	16	1	.963		
Totals	.295	57	1963	401	580	99	10	72	370	915	.466	233	58	408	29	.382	27	42	40-55	1502	535	60	.971		
Opponents	.258	57	1946	378	502	97	14	66	340	825	.424	259	79	418	35	.364	21	21	66-76	1469	494	59	.971		

LOB - Team (453), Opp (449). DPs turned - Team (42), Opp (36). CI - Team (3), B. Arendt 2, K. Pitarra 1. IBB - Team (5), T. Thach 2, J. Newton 1, T. Marsh 1, T. Mongero 1, Opp (2). Picked off - A. Evans 1.

(All games Sorted by Earned run avg)

Player	era	w-l	app	gs	cg	sho	sv	ip	h	r	er	bb	so	2b	3b	hr	b/avg	wp	hp	bk	sfa	sha	
33 Zane Taylor	3.72	7-3	17	17	1	1/0	0	87.0	81	42	36	20	60	17	2	10	.237	4	5	0	1	2	
45 Jacob Shafer	4.62	7-5	16	16	1	0/2	0	87.2	81	51	45	31	55	15	1	8	.246	7	13	0	5	6	

29 Tanner Thach	0.00	0-0	2	0	0	0/0	0	2.0	2	0	0	1	4	1	0	0	.250	1	0	0	0	0	
28 Evan Marcinko	0.00	0-0	1	0	0	0/0	0	0.2	1	4	0	3	1	0	0	0	.250	1	1	0	0	0	
43 Brett Banks	3.99	1-3	30	0	0	0/1	8	38.1	31	19	17	21	44	4	0	2	.211	5	2	0	0	0	
36 Ryan Calvert	4.35	0-0	12	6	0	0/0	0	20.2	18	13	10	7	15	5	0	2	.228	1	2	1	1	0	
11 Connor Kane	4.76	4-1	21	2	0	0/0	2	45.1	34	24	24	14	42	8	1	5	.201	0	3	1	1	0	
23 Ethan Chenault	4.91	5-2	26	0	0	0/0	3	47.2	34	28	26	24	59	5	1	6	.202	9	11	0	2	3	
38 Matt Gaither	5.15	3-2	15	4	0	0/0	0	36.2	35	24	21	28	28	9	2	4	.252	1	3	0	0	1	
48 Luke Craig	7.65	3-1	25	1	0	0/2	0	37.2	43	34	32	22	37	8	2	8	.289	8	11	0	0	1	
30 Aubrey Smith	8.27	1-1	17	0	0	0/0	0	20.2	24	24	19	18	11	8	0	6	.293	6	5	0	4	2	
39 Cole Benton	8.31	1-0	9	0	0	0/0	0	4.1	7	6	4	3	5	2	0	0	.412	1	0	0	1	0	
32 Case Stroup	10.45	1-1	14	3	0	0/0	0	20.2	34	31	24	19	12	5	0	1	.362	0	7	0	2	3	
24 Cody Benton	10.80	0-0	3	0	0	0/0	0	1.2	3	2	2	4	3	0	0	0	.375	3	0	0	0	0	
20 Mason Murdock	11.03	0-1	10	5	0	0/1	0	23.2	37	30	29	16	19	8	2	7	.370	2	3	0	3	2	
44 Ty Lawson	12.00	1-1	7	1	0	0/0	0	6.0	6	8	8	8	6	1	0	1	.261	0	1	0	0	0	
21 Jason Hudak	12.60	0-1	10	0	0	0/0	0	10.0	14	21	14	8	7	0	3	1	.333	3	6	0	1	1	
14 Cyle Phelan	15.30	0-1	10	2	0	0/0	1	10.0	17	17	17	12	10	1	0	5	.370	3	6	0	0	0	
Totals	5.81	34-23	57	57	2	3/2	14	500.2	502	378	323	259	418	97	14	66	.258	55	79	2	21	21	
Opponents	6.49	23-34	57	57	1	4/4	9	489.2	580	401	353	233	408	99	10	72	.295	55	58	6	27	42	

PB - Team (11), B. Arendt 10, K. Pitarra 1, Opp (13). Pickoffs - Team (2), B. Arendt 1, M. Gaither 1, Opp (1). SBA/ATT - B. Arendt (41-45), K. Pitarra (24-28), J. Shafer (17-19), M. Gaither (8-9), C. Stroup (8-8), Z. Taylor (6-7), B. Banks (6-7), E. Chenault (5-6), L. Craig (4-5), C. Kane (4-4), M. Murdock (2-3), J. Hudak (3-3), C. Phelan (2-2), Au. Smith (1-2), T. Lawson (0-1).



NCAA Collegiate Baseball
Conference statistics for UNCW (as of Mar 26, 2024)
(Colonial games only Sorted by Batting avg)

Record: 20-8 Home: 12-3 Away: 8-5 Colonial: 20-8

Table with columns: layer, avg, gp-gs, ab, r, h, 2b, 3b, hr, rbi, tb, slg%, bb, hp, so, gdp, ob%, sf, sh, sb-att, po, a, e, fld%. Rows include players like Trevor Marsh, Jac Croom, Brock Willis, Dillon Lifrieri, John Newton, Tanner Thach, Taber Mongero, Alec DeMartino, Jayson Arendt, Brad Gregory, Kevin Pitarra, Mac Gillespie, Bryan Arendt, Ron Evans, Jack Guerrero, Aiden Evans, and totals.

OB - Team (241), Opp (199). DPs turned - Team (22), Opp (18). CI - Team (3), B. Arendt 2, K. Pitarra 1. IBB - Team (3), T. Marsh 1, T. Mongero 1, T. Thach 1, Opp (1).

(Colonial games only Sorted by Earned run avg)

Table with columns: layer, era, w-l, app, gs, cg, sho, sv, ip, h, r, er, bb, so, 2b, 3b, hr, b/avg, wp, hp, bk, sfa, sha. Rows include pitchers like Zane Taylor, Jacob Shafer, Cyle Phelan, Case Stroup, Matt Gaither, Connor Kane, Ethan Chenault, Brett Banks, Aubrey Smith, Cole Benton, Ryan Calvert, Luke Craig, Mason Murdock, Jason Hudak, and Cody Benton, plus totals.

B - Team (4), B. Arendt 4, Opp (5). Pickoffs - Team (1), B. Arendt 1. SBA/ATT - K. Pitarra (13-17), B. Arendt (13-14), J. Shafer (9-11), Z. Taylor (4-5), B. Banks (3-4), E. Chenault (2-3), M. Gaither (2-2), J. Hudak (2-2), C. Kane (2-2), M. Murdock (1-1), Au. Smith (0-1), L. Craig (1-1).

HEAD COACH RECORDS

Coach (Alma mater)	Years Coached	Seasons	Record	Total Games	Winning Pct.
Bill Brooks (Atlantic Christian '48)	1957-1983	27	574-292-6	872	.662
Bobby Guthrie (UNC '74)	1984-1991	8	205-205-1	411	.500
Mark Scalf (UNCW '80)	1992-2019	28	941-707-1	1649	.571
Randy Hood (Campbell '90)	2020-active	4	108-72	180	.607
TOTALS		67	1828-1276-8	3112	.589

ALL-TIME COACHES ROSTER (P) INDICATES PITCHING COACH | NOTE: YEARS LISTED ALSO INCLUDE TIME AS ASSISTANTS

Heath Altman	2003-07	Bobby Guthrie	1980-91	Jerry Meyers (P)	1992-95	Aaron Smith	2008
Chuck Baldwin	1993-95	Branden Hall (P)	2001-02	Yank Mihal	1968	Chris Stephens	2012
Bill Brooks	1957-83	Daniel Hargrave	2010-11	Dave Miller	1967-79, 98	Todd Wilkinson	1995-97
Corey Broome	1995	Battle Holley	1996	Robbie Monday	2013-17	Matt Williams (P)	2014-18
Terence Connelly	2022-23	Randy Hood	2002-active	Chris Moore	2018-active	Robert Woodard (P)	2013
Shohn Doty (P)	1998-00	Jason Howell (P)	2008-12	Matt Myers (P)	2019-2021		
Rob Flippo	1998-01	Scott Jackson (P)	2003-07	Chad Oxendine	2006		
Richard Foy	1984	Scott Kennedy	1974	Mark Scalf	1983-19		
Morgan Frazier	2005	Tom Kinkelaar	1995	Kelly Secrest (P-2022)	2020-active		
Cliff Godwin	2004	Seth Maness (Player Devel.)	2022	Josh Simmons	2009		

SEASON	COACH	W	L	T	PCT	SEASON	COACH	W	L	T	PCT
1957	Bill Brooks	6	8	0	.429	1988	Bobby Guthrie	11	42	0	.208
1958	Bill Brooks	13	3	0	.813	1989	Bobby Guthrie	31	15	0	.674
1959	Bill Brooks	19	7	1	.730	1990	Bobby Guthrie	23	25	0	.479
1960	Bill Brooks	15	4	0	.789	1991	Bobby Guthrie	25	27	0	.481
1961	Bill Brooks	19	2	0	.905	1992	Mark Scalf	23	38	0	.377
1962	Bill Brooks	13	6	0	.684	1993	Mark Scalf	26	29	0	.473
1963	Bill Brooks	23	4	0	.852	1994	Mark Scalf	30	28	0	.517
7 seasons	NJCAA Totals	108	34	1		1995	Mark Scalf	30	25	0	.545

SEASON	COACH	W	L	T	PCT	SEASON	COACH	W	L	T	PCT
1964	Bill Brooks	20	9	1	.689	1996	Mark Scalf	28	30	0	.483
1965	Bill Brooks	13	10	0	.565	1997	Mark Scalf	28	29	0	.491
1966	Bill Brooks	17	6	1	.739	1998	Mark Scalf	21	34	0	.382
1967	Bill Brooks	22	12	1	.647	1999	Mark Scalf	30	26	0	.536
1968	Bill Brooks	21	10	0	.677	2000	Mark Scalf	36	23	0	.610
1969	Bill Brooks	21	6	0	.778	2001	Mark Scalf	33	22	0	.600
1970	Bill Brooks	22	7	0	.758	2002	Mark Scalf	36	21	0	.632
1971	Bill Brooks	30	9	1	.769	2003	Mark Scalf	40	23	0	.635
1972	Bill Brooks	36	11	0	.766	2004	Mark Scalf	40	23	0	.635
1973	Bill Brooks	26	11	0	.703	2005	Mark Scalf	40	19	0	.678
1974	Bill Brooks	22	20	0	.524	2006	Mark Scalf	42	22	0	.656
1975	Bill Brooks	27	11	1	.710	2007	Mark Scalf	29	27	0	.518
1976	Bill Brooks	25	15	0	.625	2008	Mark Scalf	44	17	1	.718
13 seasons	NAIA Totals	302	137	5		2009	Mark Scalf	31	23	0	.574

SEASON	COACH	W	L	T	PCT	SEASON	COACH	W	L	T	PCT
1977	Bill Brooks	10	17	0	.370	2010	Mark Scalf	33	27	0	.550
1978	Bill Brooks	23	16	0	.589	2011	Mark Scalf	31	28	0	.525
1979	Bill Brooks	21	16	0	.568	2012	Mark Scalf	39	23	0	.629
1980	Bill Brooks	8	24	0	.250	2013	Mark Scalf	38	23	0	.623
1981	Bill Brooks	32	15	0	.680	2014	Mark Scalf	30	27	0	.526
1982	Bill Brooks	25	14	0	.641	2015	Mark Scalf	41	18	0	.695
1983	Bill Brooks	18	19	0	.486	2016	Mark Scalf	41	19	0	.683
1984	Bobby Guthrie	22	26	0	.458	2017	Mark Scalf	30	29	0	.508
1985	Bobby Guthrie	32	21	1	.604	2018	Mark Scalf	39	23	0	.629
1986	Bobby Guthrie	29	28	0	.509	2019	Mark Scalf	32	31	0	.508
1987	Bobby Guthrie	32	21	0	.604	2020	Randy Hood	11	5	0	.688
						2021	Randy Hood	32	22	0	.593
						2022	Randy Hood	31	24	0	.564
						2023	Randy Hood	34	23	0	.596
						45	NCAA Div I Totals	1391	1107	2	.557



HISTORY: VERSUS OPPONENTS

Air Force First meeting	LaSalle..... 3-0	UCF..... 2-0
Akron..... 1-2	Lamar..... 0-1	UMBC..... 4-0
Albany..... 3-0	Lehigh..... 3-2	UNC Asheville..... 5-1
Army..... 1-0	Liberty 4-7	UNCG..... 10-12
Appalachian State..... 10-4	Longwood..... 2-1	UW Milwaukee..... 1-0
Arizona..... 1-2	Louisiana State..... 0-3	Utah..... 3-0
Arizona State..... 2-1	Maine..... 1-0	VCU..... 54-34
Auburn..... 0-5	Marist..... 3-2	Valparaiso..... 2-1
Ball State..... 5-2	Marshall..... 3-2	Vanderbilt..... 0-1
Baylor..... 1-0	Maryland..... 10-5	Villanova..... 3-1
Boston College First meeting	Md-Eastern Shore..... 5-0	Virginia..... 1-7
Bowling Green..... 1-0	Memphis..... 2-4	VMI..... 7-0
Bradley..... 1-1	Miami (Ohio)..... 1-0	Virginia Tech..... 10-10
Brown..... 8-5	Michigan State..... 3-0	Wake Forest 15-17
Bryant..... 2-0	Middle Tennessee State..... 2-0	West Virginia..... 9-5
Buffalo..... 2-1	Mississippi..... 0-6	Western Carolina..... 13-13
Butler..... 0-1	Missouri..... 1-2	Western Kentucky..... 0-1
Campbell 84-44-1	Monmouth..... 3-1	William and Mary 89-39
Charleston Southern 45-20	Morehead State..... 1-0	Winthrop..... 2-4
Charlotte 13-14	Mt. St. Mary's..... 2-0	Wofford..... 1-2
Cincinnati..... 2-2	NC State 20-77	Wright State..... 1-1
Clemson..... 9-34	Navy..... 3-0	Xavier..... 0-1
Cleveland St..... 2-0	North Carolina 16-65	Yale..... 18-9
Coastal Carolina..... 39-66	North Carolina A&T 5-1	Youngstown State..... 2-1
Col. of Charleston 21-22	North Florida..... 1-4	
Columbia..... 4-2	Northeastern 39-17-1	
Dartmouth..... 8-4	Northern Iowa..... 1-0	
Davidson..... 16-3	Northwestern..... 1-4	
Dayton..... 1-1	Notre Dame..... 1-0	
Delaware 45-26	Ohio..... 15-6	
Delaware State..... 3-0	Ohio State..... 5-4	
Duke..... 22-12	Oklahoma..... 0-1	
East Carolina 64-80	Oklahoma State..... 0-3	
East Tennessee State..... 5-1	Old Dominion..... 64-56	
Eastern Kentucky..... 9-1	Penn State..... 3-2	
Eastern Michigan..... 0-2	Pepperdine..... 0-1	
Elon 44-36	Princeton 10-1	
Evansville..... 1-2	Purdue..... 1-0	
Fairfield..... 9-4	Quinnipiac..... 3-0	
Florida Atlantic..... 2-2	Radford..... 7-3	
Florida Gulf Coast..... 0-3	Rhode Island..... 7-4	
Florida International..... 0-2	Richmond..... 24-37	
Florida St..... 0-6	Rider..... 2-0	
Fordham..... 5-0	Sacred Heart..... 1-0	
Furman..... 0-1	Rutgers..... 0-2	
Gardner-Webb..... 6-1	Saint Peter's..... 3-0	
Georgetown..... 1-1	Saint Joseph's 3-1	
George Mason..... 56-44	San Diego..... 0-2	
George Washington..... 3-1	Siena..... 10-0	
Georgia..... 1-2	South Alabama..... First meeting	
Georgia Southern..... 0-2	South Carolina..... 2-18	
Georgia State..... 17-7	South Dakota State..... 1-0	
Georgia Tech..... 2-2	Southern Miss..... 0-1	
High Point..... 24-10	St. John's..... 7-3	
Hofstra 41-17	Stetson..... 3-9	
Holy Cross..... 1-0	Stony Brook..... 4-2	
Indiana State..... 2-3	Temple..... 3-0	
Iona..... 5-1	Tennessee..... 2-3	
Jacksonville..... 3-4	Texas Christian..... 4-3	
James Madison..... 59-60	The Citadel..... 9-5	
Kennesaw State..... 4-2	Toledo..... 2-1	
Kent State 8-8	Towson 49-19	
Kentucky..... 3-2	Tulane..... 3-2	

1977 (W-10, L-17)

Coach: Bill Brooks

Home: 7-10 | Away: 3-7

1978 (W-23, L-16)

Coach: Bill Brooks

Home: 16-4 | Away: 5-10 | Neutral: 2-2

1979 (W-21, L-16)

Coach: Bill Brooks

Home: 16-8 | Away: 5-8

1980 (W-8, L-24)

Coach: Bill Brooks

Home: 6-11 | Away: 2-13

2/27	at Coastal Carolina	L	1-11	3/6	at Duke	W	8-4	3/1	at South Carolina	L	8-20	3/10	at Clemson	L	0-2
3/1	at Stetson	L	0-9		at Duke	W	11-0	2	at UNC Charlotte	W	5-3		at Clemson	W	3-1
2	at Stetson	L	7-10	9	N.C. State	L	4-5	4	Salisbury State	W	17-5	11	at Clemson	L	2-8
9	N.C. State	L	1-3	11	at Methodist	L	4-5	7	at N.C. State	L	2-4(10)	14	at Coastal Carolina	L	1-13
10	VCU	W	8-3	12	Yale	W	4-1	12	Yale	W	6-3	15	Virginia	L	0-1
12	Western Carolina	L	3-4	13	Yale	L	2-3	13	Yale	L	1-2	16	Eastern Connecticut	W	5-4
14	Yale	W	1-0	14	Yale	W	6-4		Yale	L	2-6	17	Eastern Connecticut	L	1-2
15	Yale	W	4-0	15	Case Western	W	1-0(8)	16	Western Carolina	L	4-7	20	Eastern Connecticut	L	2-8
17	Clemson	L	0-8		Case Western	W	4-3	17	Western Carolina	W	5-0	22	Atlantic Christian	L	3-5
18	Clemson	L	1-4	18	Dartmouth	W	7-6(10)	18	Clemson	L	2-17		Atlantic Christian	W	9-6
24	Dartmouth	L	1-9	19	Dartmouth	W	9-1	19	Clemson	L	6-8	23	N.C. Wesleyan	W	9-0
25	Dartmouth	L	5-7	21	Baptist	W	7-6	22	Eastern Connecticut	W	3-2	27	Fairfield	L	7-9(10)
26	Baptist	L	2-3	22	^ Ohio State	L	2-3	23	Eastern Connecticut	W	3-2	28	Baptist	L	0-4
31	at Elon	L	5-11		^ Cleveland State	W	19-3	25	at Coastal Carolina	L	2-6		Baptist	L	6-8
4/1	at North Carolina	L	1-6	23	^ Ohio State	W	6-1	26	at Baptist	W	10-2	31	West Liberty State	L	1-2
5	East Carolina	L	4-6	29	at N.C. State	L	4-5	27	at Baptist	L	4-6	4/1	West Liberty State	W	1-0(9)
6	Coastal Carolina	L	6-14	31	Western Carolina	W	3-1	29	East Carolina	W	2-1		West Liberty State	W	3-0
7	at Campbell	W	2-1	4/1	Western Carolina	W	7-6	31	at North Carolina	L	3-6	3	at Western Carolina	L	5-7
11	Duke	W	4-2	2	at Coastal Carolina	L	4-11	4/2	N.C. State	L	3-4	4	at Western Carolina	L	8-9
12	Methodist	L	2-9		at Coastal Carolina	L	4-9	5	at Methodist	L	2-4	8	Pembroke	L	3-7
14	Pembroke	W	8-2	3	at Baptist	L	6-7	7	Campbell	W	6-3	9	at N.C. Wesleyan	L	5-18
19	at Pembroke	W	14-6	4	at Baptist	L	4-5(10)	10	at East Carolina	L	15-17(12)	10	at N.C. State	L	4-10
21	at East Carolina	W	4-3	7	at Campbell	W	18-8	11	Coastal Carolina	L	0-1	11	at Campbell	L	0-9
23	at Atlantic Christian	L	na	8	The Citadel	W	4-3		Coastal Carolina	W	4-3	13	East Carolina	L	4-7
	at Atlantic Christian	L	na	9	Atlantic Christian	W	5-4	12	North Carolina	L	2-9	15	at North Carolina	L	3-10
25	Campbell	W	7-3		Atlantic Christian	L	3-11	13	Methodist	W	5-1	19	at East Carolina	L	5-8
28	Elon	W	3-2	10	Methodist	W	14-4	16	Pembroke	W	11-2	20	at East Carolina	L	6-11
				11	at East Carolina	L	1-25	17	at Wingate	W	13-11	22	at Pembroke	W	4-2
				12	Liberty Baptist	W	9-3	19	Duke	W	1-0	23	at South Carolina	L	2-22
				15	at East Carolina	L	0-8		Duke	W	7-4	24	Campbell	W	7-3
				19	at The Citadel	L	3-4	21	UNC Charlotte	W	12-3	26	East Carolina	L	0-4
				20	Pembroke	W	5-1	23	at Campbell	L	4-7	5/3	at South Carolina	L	4-10
				21	^ Baptist	L	9-13	24	Wingate	W	4-3				
				22	Baptist	W	10-0	25	at Atlantic Christian	W	4-3				
				23	East Carolina	W	7-4		at Atlantic Christian	W	7-0				
					East Carolina	W	4-3(9)	27	Baptist	W	8-3				
				24	at Pembroke	W	6-5(10)	28	Baptist	W	15-2				
				28	at Clemson	L	6-7								
				29	at Clemson	L	3-4								
					^ at Macon, Ga.										
					\$ at Legion Stadium										



HISTORY: GAME-BY-GAME RESULTS

1981 (W-32, L-15)

Coach: Bill Brooks

Home: 26-9 | Away: 6-6

3/1	Old Dominion	W	3-2 (11)
	Old Dominion	W	8-2
4	St. Augustine's	W	5-4
	St. Augustine's	W	4-3
7	Guilford	L	8-12
8	Yale	L	1-18
	Yale	W	2-1
9	Yale	W	10-5
10	at Atlantic Christian	W	7-5
	at Atlantic Christian	W	9-2
12	N.C. State	L	2-14
13	John Carroll	W	4-1
14	Maryland	W	7-4
14	John Carroll	W	13-1
16	Clemson	W	9-8
17	Clemson	L	2-3(10)
18	Western Carolina	W	7-6
19	Western Carolina	W	3-2
20	Eastern Connecticut	L	4-7
21	Salisbury State	W	2-1
	Salisbury State	W	8-5
27	Princeton	W	6-3
28	Pembroke	L	1-12
31	North Carolina	L	6-11
4/2	Stetson	W	6-4
3	at Charleston Baptist	L	7-8
4	at Charleston Baptist	L	7-8
6	N.C. State	L	3-15
7	Methodist	W	8-2
8	at Campbell	L	1-3
	at Campbell	W	7-2
11	East Carolina	W	6-3
12	East Carolina	W	3-1
13	Coastal Carolina	L	9-11(12)
15	Campbell	W	7-4
	Campbell	W	10-1
18	at Old Dominion	L	4-14
	at Old Dominion	L	11-12
22	at Pembroke	W	14-1
25	at East Carolina	W	4-3
26	at East Carolina	W	9-3
27	South Carolina	W	5-1
28	Charleston Baptist	W	3-2
29	Charleston Baptist	W	3-2
5/2	at North Carolina	L	1-4

1982 (W-25, L-14)

Coach: Bill Brooks

Home: 16-8 | Away: 9-6

3/2	St. Augustine's	W	8-3
	St. Augustine's	L	0-1
4	N.C. State	L	3-6
5	North Carolina	W	4-3
8	at Western Carolina	W	4-3
9	at Western Carolina	L	4-6
10	at Clemson	L	3-6
11	at Georgia Tech	L	2-17
12	at Baptist	W	6-0
13	at Baptist	W	9-6
14	William & Mary	W	5-2
17	Davis and Elkins	W	10-4
18	Davis and Elkins	W	10-1
19	Wake Forest	L	3-5(11)
20	Salisbury State	L	3-5
	George Mason	W	7-3
23	Ohio	L	4-6(12)
25	Ohio	W	10-0
	Ohio	W	6-0
27	at Campbell	W	2-1
28	Atlantic Christian	W	5-3
	Atlantic Christian	W	6-2
31	Methodist	W	10-4
4/1	at North Carolina	W	10-4
2	Campbell	W	8-6
3	Campbell	L	2-10
4	Coastal Carolina	L	0-3
6	at N.C. State	L	9-22
7	South Carolina	W	14-0
12	at William & Mary	W	17-3
13	at Old Dominion	W	22-8
14	at Old Dominion	L	4-5
	at Old Dominion	W	7-6
16	Baptist	W	4-1
17	Baptist	W	6-0
19	East Carolina	W	7-3
23	at Coastal Carolina	L	4-6
24	at East Carolina	W	5-3

1983 (W-18, L-19)

Coach: Bill Brooks

Home: 13-14 | Away: 5-5

2/27	Old Dominion	L	1-7
	Old Dominion	L	9-10
3/3	North Carolina	L	1-8
4	North Carolina	L	2-6
5	Robert Morris	W	8-0
	Robert Morris	W	15-2
9	at Newberry	L	4-12
10	at South Carolina	L	3-7
11	at South Carolina	L	1-4
12	Wake Forest	W	4-2
14	Clemson	L	0-3
15	Clemson	L	5-12
16	Clemson	W	9-4
19	Salisbury State	W	14-5
21	at Atlantic Christian	W	14-4
	at Atlantic Christian	W	17-4
26	Ohio	W	1-0
	Ohio	W	5-0
27	Ohio	W	7-1
	Ohio	W	2-1
30	East Carolina	L	5-6
4/1	at East Carolina	W	1-0
4	at Wake Forest	L	5-10
5	South Carolina	L	4-9
9	Baptist	W	3-0
	Baptist	L	1-4
11	North Carolina	W	6-4
12	at North Carolina	L	7-8
13	Old Dominion	L	0-2
	Old Dominion	L	0-8
14	Old Dominion	W	4-3
16	Appalachian State	W	4-3
19	East Carolina	L	0-6
21	Campbell	L	1-2
	Campbell	L	3-14
25	at Campbell	W	14-6
	at Campbell	W	6-5

1984 (W-20, L-21)

Coach: Bobby Guthrie

Home: 13-13 | Away: 7-8

2/25	Old Dominion	W	5-4
	Old Dominion	L	2-12
26	Old Dominion	L	4-8
3/1	North Carolina	L	4-5
2	North Carolina	L	3-4
3	William & Mary	L	2-6
4	William & Mary	L	8-11
6	Atlantic Christian	W	6-3
7	at Clemson	L	1-2
8	at Clemson	W	8-5
9	at Elon	W	8-7
10	at North Carolina	L	8-13
11	at North Carolina	L	4-13
12	Wake Forest	W	14-7
13	Eastern Kentucky	L	4-14
14	Eastern Kentucky	W	3-2
17	Northwestern	W	7-4
	Northwestern	L	4-5
18	Northwestern	L	3-4
	Northwestern	L	1-4
20	Ohio	W	2-1
21	Ohio	W	5-4
	Ohio	W	5-1
24	Salisbury State	L	0-5
26	Pembroke	W	6-5
27	N.C. State	W	4-3
	N.C. State	L	5-6
30	Campbell	L	4-5
31	Campbell	W	5-2
	Campbell	L	0-4
4/1	at Old Dominion	L	4-13
	at Old Dominion	L	7-18
2	at Old Dominion	W	13-10
4	Baptist	W	7-2
5	Baptist	W	6-1
7	at Pembroke	W	11-1
8	at Atlantic Christian	W	11-2
	at Atlantic Christian	L	1-7
12	at The Citadel	W	3-2
13	at Baptist	W	6-5
14	at Baptist	L	1-2

HISTORY: GAME-BY-GAME RESULTS

1985 (W-32, L-21, T-1)

Coach: Bobby Guthrie

Home: 25-11 | Away: 7-10-1

2/23	Old Dominion	L	3-8
24	Old Dominion	W	3-2
	Old Dominion	W	3-2
3/2	Clemson	W	11-2
2	Clemson	L	4-9
3	Clemson	W	8-5
5	UNC Charlotte	W	6-3(11)
6	William & Mary	L	5-6
	William & Mary	W	7-3
7	William & Mary	W	9-6
8	Maryland	W	10-9
9	Wake Forest	W	9-1
10	Eastern Kentucky	W	3-2
	Eastern Kentucky	W	7-6
11	Eastern Kentucky	W	13-6
12	Purdue	W	10-9(11)
15	George Mason	W	9-4
	George Mason	W	8-5
16	George Mason	W	6-4
20	East Carolina	L	2-3
	East Carolina	W	8-3
21	Vermont	W	5-1
	Vermont	W	8-5
22	Vermont	W	8-0
23	Salisbury State	W	13-5
	at North Carolina	L	1-3
27	Coastal Carolina	W	13-3
31	at N.C. State	L	4-15
4/1	at Campbell	L	4-15
2	at Old Dominion	L	5-9
	at Old Dominion	L	1-8
5	at Wake Forest	L	7-12
6	Richmond	W	7-6
	Richmond	W	12-3
8	North Carolina	L	1-9
	North Carolina	L	7-15
10	Campbell	L	4-13
11	N.C. State	L	4-7
12	at North Carolina	L	1-9
13	at Richmond	W	9-2
15	Campbell	L	5-7
17	at Coastal Carolina	W	5-2
18	at N.C. Wesleyan	T	5-5(10)
20	at James Madison	L	6-9
	at James Madison	W	17-9
21	at James Madison	L	9-14
23	at Campbell	W	10-6
24	at East Carolina	L	4-8(13)
25	Atlantic Christian	W	17-5
27	at American	W	9-4
	at American	W	17-4
28	at American	W	13-0
29	Florida Atlantic	L	6-9
30	Florida Atlantic	L	1-4

1986 (W-29, L-28)

Coach: Bobby Guthrie

CAA: 10-8, Fourth

Home: 19-12 | Away: 8-13 | Neutral: 2-3

2/22	Old Dominion	L	4-5
	Old Dominion	W	6-4
23	Old Dominion	L	4-15
26	North Carolina	W	7-6
3/1	at Augusta	W	4-3
	at Augusta	W	10-3
2	Vs. USC Aiken	L	1-12
3	at Augusta	L	2-18
4	at UNC Charlotte	L	6-9
5	at UNC Charlotte	L	6-15
6	at Wake Forest	L	8-11
7	Atlantic Christian	W	19-3
8	Rhode Island	L	2-3
9	Wake Forest	W	4-3
10	Rhode Island	W	14-1
11	Rhode Island	W	4-2
15	* American	W	12-2
	* American	W	5-2
16	* American	W	7-0
	at Old Dominion	L	2-10
21	Vermont	W	12-4
22	Vermont	W	26-8
23	* at William & Mary	W	9-0
	* at William & Mary	L	4-3
24	* at William & Mary	L	5-6
27	Campbell	W	4-3
28	Ohio	L	1-3
	Ohio	L	1-2(8)
29	Ohio	L	7-6(10)
30	at N.C. Wesleyan	L	9-10
4/2	at Coastal Carolina	W	5-2
3	SUNY Buffalo	L	3-8
	SUNY Buffalo	W	13-1
4	SUNY Buffalo	W	13-1
5	* at Richmond	L	2-3
	* at Richmond	L	3-5
6	at Atlantic Christian	W	9-8
7	* Richmond	W	14-9
8	at Campbell	L	5-16
10	N.C. State	W	13-3
12	* James Madison	L	1-6
	* James Madison	W	12-5
13	* James Madison	L	5-15
14	at Campbell	W	11-7
15	Coastal Carolina	W	3-2
17	at N.C. State	L	4-8
	* at George Mason	W	7-6
19	* at George Mason	W	6-7
20	* at George Mason	L	0-3
22	at North Carolina	L	6-18
23	Campbell	L	0-2
26	* at East Carolina	W	9-3
	* at East Carolina	L	7-11
5/3	* East Carolina	W	6-4
15	% James Madison	W	11-10
16	% Richmond	L	2-3
17	% East Carolina	L	8-9(11)

* CAA

% CAA Tournament

1987 (W-32, L-21)

Coach: Bobby Guthrie

CAA: 11-4, First

Home: 26-9 | Away: 5-10 | Neutral: 1-2

2/21	Old Dominion	L	0-5
	Old Dominion	W	6-5
3/1	at Georgia	L	4-17
2	at Clemson	L	7-8
	at Clemson	L	0-4
3	at Georgia Tech	L	6-13
5	at Wake Forest	L	5-15
7	Rhode Island	W	9-1
8	Rhode Island	W	17-1
	Rhode Island	W	7-1
9	Atlantic Christian	W	7-6
14	USC Aiken	W	3-2
	USC Aiken	W	6-3
17	at Campbell	L	11-12
21	Bradley	L	3-4
	Bradley	W	11-4
22	N.C. State	W	10-6
25	Kent State	L	10-12
26	Kent State	W	6-5
28	* Richmond	W	4-2
	* Richmond	L	2-3
29	* Richmond	W	16-6
30	at Old Dominion	L	2-8
	at Old Dominion	L	5-11
4/1	at Atlantic Christian	W	8-6
4	* George Mason	L	10-13
	* George Mason	W	8-2
5	* George Mason	L	10-13
7	Coastal Carolina	L	1-4
8	at North Carolina	L	6-16
9	at N.C. State	L	6-14
11	* William & Mary	W	8-1
	* William & Mary	W	3-0
12	* William & Mary	W	7-0
14	Campbell	W	6-4
16	at Coastal Carolina	W	8-2
21	Coastal Carolina	L	2-3
22	at Campbell	W	13-11
23	North Carolina	W	7-5
25	* East Carolina	W	8-4
	* East Carolina	W	12-2
26	* East Carolina	L	5-7
28	Campbell	W	8-2
29	at Coastal Carolina	W	9-6
5/2	Florida Atlantic	W	8-0
3	Florida Atlantic	W	4-0
9	* James Madison	W	5-3
	* James Madison	W	3-0
10	* James Madison	L	4-12
14	% William & Mary	W	5-2
15	% Richmond	W	12-6
16	% James Madison	L	2-5
	% East Carolina	L	3-10

* CAA

% CAA Tournament

1988 (W-11, L-42)

Coach: Bobby Guthrie

CAA: 4-10, Fifth

Home: 8-21 | Away: 3-11 | Neutral: 0-11

2/20	Old Dominion	L	1-2
	Old Dominion	W	6-4
21	Old Dominion	L	1-11
27	Clemson	L	1-12
28	Clemson	L	2-13
3/2	Virginia Tech	L	4-10
3	Virginia Tech	W	10-6
4	Virginia Tech	L	2-8
6	& Evansville	L	0-3
7	& West Virginia	L	2-8
8	& Georgia Southern	L	5-9
9	& James Madison	L	10-14
10	& Evansville	L	0-6
11	& Eastern Michigan	L	3-4
12	& Eastern Michigan	L	3-8
14	Rhode Island	W	11-3
15	Rhode Island	L	5-6
16	at Campbell	L	4-5
19	* East Carolina	W	3-2
	* East Carolina	W	6-5
20	* East Carolina	L	4-7
21	Atlantic Christian	W	12-2
23	at N.C. State	L	8-9
24	Howard	W	6-0
26	* at Richmond	L	0-8
	* at Richmond	W	5-2
28	at Old Dominion	W	6-1
30	Campbell	L	0-4
31	UNC Charlotte	L	2-6
4/2	* George Mason	L	1-13
	* George Mason	L	1-2
3	* George Mason	L	4-15
6	at Campbell	L	0-11
9	* James Madison	L	2-20
	* James Madison	L	3-6
10	* James Madison	L	2-14
14	at Coastal Carolina	L	7-8
16	* at William & Mary	L	0-9
	* at William & Mary	L	2-3
17	* at William & Mary	W	5-3
21	N.C. State	L	1-10
22	USC-Aiken	L	5-12
23	USC-Aiken	L	0-4
	North Carolina	L	3-4
24	at North Carolina	L	3-12
27	Coastal Carolina	W	5-2
5/6	^ Florida International	L	2-5
	^ UNC Charlotte	L	5-11
7	^ Davidson	L	4-8
	^ UNC Charlotte	L	4-6
8	^ Florida International	L	1-6
12	% George Mason	L	1-5
13	% James Madison	L	4-12

* CAA

& Georgia Southern Tournament

^ UNC Charlotte Tournament

% CAA Tournament



HISTORY: GAME-BY-GAME RESULTS

1989 (W-31, L-15)
Coach: Bobby Guthrie
CAA: 14-1, First
Home: 22-5 | Away: 9-10

1990 (W-23, L-25)
Coach: Bobby Guthrie
CAA: 5-6, Third
Home: 17-8 | Away: 6-7

1991 (W-24, L-27)
Coach: Bobby Guthrie
CAA: 11-9, Second
Home: 14-13 | Away: 10-12 | Neutral: 0-2

1992 (W-23, L-38)
Coach: Mark Scaff
CAA: 7-11, Sixth
Home: 11-21 | Away: 10-15 | Neutral: 2-2

2/19 Duke	W	10-6	2/17 Clemson	L	8-13	2/16 at North Carolina	L	5-8	2/20 at Coastal Carolina	L	3-5
25 Old Dominion	W	6-5	18 Clemson	L	2-18	21 at Barton	W	5-0	22 VCU	W	3-0
Old Dominion	W	7-5	24 Old Dominion	L	2-3	22 Liberty	L	5-13	23 VCU	L	0-4
26 Old Dominion	W	9-6	Old Dominion	L	1-2	26 Barton	W	14-5	27 Coastal Carolina	W	7-4
3/4 at Clemson	L	2-15	25 Old Dominion	L	7-9	27 at Duke	W	7-13	28 Virginia Tech	L	6-11
5 at Clemson	L	4-9	3/4 Atlantic Christian	W	6-5	3/2 Old Dominion	W	7-5	at UNC Charlotte	W	13-10
7 at Furman	L	7-10	5 Atlantic Christian	W	11-6	Old Dominion	L	1-2	3/1 at Davidson	W	13-6
8 at Auburn	L	0-4	6 Fairfield	W	6-5	6 at Coastal Carolina	L	4-5	2 at Winthrop	W	16-8
9 at Auburn	L	8-11	7 Fairfield	W	11-3	9 at Campbell	W	17-0	3 at Auburn	L	4-10
10 at USC Aiken	L	3-4	8 Radford	L	6-8	12 Fairfield	L	4-6	4 at Auburn	L	0-2
11 at USC Aiken	W	6-5	9 Radford	L	1-3	13 Fairfield	L	7-8(11)	at Auburn	L	3-4
16 Howard	L	1-2	10 Radford	W	7-0	14 UNC Charlotte	W	9-6	7 at USC Aiken	L	1-3
17 Howard	L	8-11	15 UNC Charlotte	W	3-1	15 * James Madison	L	7-11	at USC Aiken	L	2-3
18 * Richmond	W	6-2	17 Princeton	W	3-2	16 * James Madison	L	2-6	9 Liberty	L	0-4
* Richmond	W	6-5	Princeton	W	8-3	17 * George Mason	W	6-5	10 Liberty	W	5-4
19 * Richmond	W	3-2	18 Princeton	L	2-4	* George Mason	W	3-1	11 Winthrop	L	2-7
25 * at George Mason	W	7-3	19 Towson	W	8-2	20 Charleston Southern	W	8-0	12 UNC Charlotte	L	1-5
* at George Mason	W	11-5	20 Towson	W	2-1	22 * at Richmond	L	0-5	14 * Old Dominion	W	7-2
26 * at George Mason	W	11-2	21 N.C. State	L	2-5	23 * at Richmond	L	2-7	* Old Dominion	W	3-1
27 at Old Dominion	L	0-8	27 at Campbell	W	8-5	24 * at William & Mary	W	3-2(8)	15 * Old Dominion	L	1-3
28 UNC Charlotte	L	5-10	at Campbell	W	8-7	* at William & Mary	W	6-5	17 Towson	L	0-5
30 Campbell	W	3-1	28 USC Aiken	L	3-6	25 Xavier	L	3-11	Towson	L	1-2
4/1 * James Madison	W	6-5	31 * at William & Mary	L	1-2	26 Le Moyne	W	13-1	18 LeMoynes	W	5-4
* James Madison	W	2-1	* at William & Mary	W	8-1	27 Le Moyne	W	3-2	LeMoynes	W	3-2
2 * James Madison	W	4-3	4/1 at Old Dominion	W	10-9	28 Radford	W	7-6	19 LeMoynes	L	1-2
5 at Campbell	W	6-5	4 at Duke	L	2-8	30 at VCU	L	0-3	21 at William & Mary	W	8-2
8 * William & Mary	W	8-6	5 Campbell	W	11-4	31 at VCU	L	0-5	at William & Mary	W	1-0
* William & Mary	W	12-6	7 * East Carolina	W	4-3	4/2 at Charleston Southern	W	3-2	22 at William & Mary	W	9-1
9 * William & Mary	W	11-5	* East Carolina	L	3-12	3 Campbell	W	3-1	24 Coastal Carolina	W	8-2
12 at North Carolina	W	5-3	8 * East Carolina	L	2-5	5 * at George Mason	W	3-0	28 * at East Carolina	L	0-1
15 * at East Carolina	W	5-3	11 at N.C. State	L	7-11	6 * at George Mason	W	9-7	* at East Carolina	L	2-3
* at East Carolina	L	0-9	14 * at Richmond	L	0-2	7 * at James Madison	W	8-4	29 * at East Carolina	L	7-8
16 * at East Carolina	W	4-3	* at Richmond	L	1-4	* at James Madison	L	3-7	4/1 N.C. State	L	2-17
19 Atlantic Christian	W	7-2	15 * at Richmond	L	1-2	10 at N.C. State	L	8-13	2 at Atlantic Christian	W	12-4
20 at Duke	W	6-5	17 at North Carolina	L	1-5	12 * William & Mary	W	7-3	4 * Richmond	L	2-3
21 at N.C. State	L	5-11	18 Coastal Carolina	L	1-5	13 * William & Mary	W	8-7	* Richmond	L	0-2
22 N.C. State	L	5-8	19 at UNC Charlotte	W	4-0	14 * Richmond	W	3-2	5 * Richmond	L	3-9
23 Davidson	W	14-0	21 * George Mason	W	8-3	* Richmond	L	3-6	7 North Carolina	L	3-5
24 Campbell	W	5-1	* George Mason	W	2-0	16 North Carolina	L	1-4	8 at N.C. State	L	2-17
Campbell	W	3-0	22 * George Mason	W	13-4	17 Coastal Carolina	L	5-8	11 * James Madison	W	5-0
25 at Coastal Carolina	L	9-11	24 at Coastal Carolina	W	5-4	20 N.C. State	L	5-6	* James Madison	W	5-0
5/6 Central Florida	W	3-2	5/6 Duke	L	4-6	21 Duke	W	6-2	12 * James Madison	L	4-8
7 Central Florida	W	8-0	7 Campbell	L	4-8	23 * East Carolina	W	6-3	14 at North Carolina	L	5-9
12 % William & Mary	W	8-4	8 North Carolina	L	1-7	24 * East Carolina	L	1-4	15 Atlantic Christian	L	2-5
13 % East Carolina	L	1-6	11 % George Mason	L	7-11	27 * at East Carolina	L	6-10	16 Charleston Southern	W	5-1
14 % Richmond	L	2-7	12 % William & Mary	W	21-6	28 * at East Carolina	L	1-2	18 UNC Greensboro	L	3-7
* CAA			% Richmond	L	1-2	5/7 at Coastal Carolina	L	0-7	19 UNC Greensboro	L	6-7
% CAA Tournament			* CAA			8 Coastal Carolina	L	5-7	21 Campbell	W	6-5
			% CAA Tournament			11 at Old Dominion	L	3-9	23 Coastal Carolina	L	1-10
						12 at Old Dominion	W	7-4	25 * at George Mason	L	2-4
						14 % George Mason	L	7-9	* at George Mason	L	1-4
						15 % Richmond	L	6-11	* at George Mason	L	2-7
						* CAA			26 * at George Mason	L	2-3
						% CAA Tournament			28 at Charleston Southern	L	2-3
									5/2 Clemson	L	1-8
									3 Clemson	W	5-1
									12 % Old Dominion	W	6-3
									13 % Richmond	L	3-7
									14 % East Carolina	W	9-7
									15 % Old Dominion	W	5-4
									% Richmond	L	4-5
									* CAA		
									% CAA Tournament		

HISTORY: GAME-BY-GAME RESULTS



49

1993 (W-26, L-29)

Coach: Mark Scalf

CAA: 6-8, Fourth

Home: 17-13 | Away: 9-16

1994 (W-30, L-28)

Coach: Mark Scalf

CAA: 10-8, Fourth

Home: 25-8 | Away: 5-18 | Neutral: 0-2

1995 (W-30, L-25)

Coach: Mark Scalf

CAA: 11-7, Second

Home: 24-14 | Away: 5-9 | Neutral: 1-2

1996 (W-28, L-30)

Coach: Mark Scalf

CAA: 9-11, T-Seventh

Home: 18-15 | Away: 7-12 | Neutral: 3-3

2/14 Davidson	W	5-4(10)	2/12 at Campbell	L	3-4	2/11 at Stetson	L	2-3	2/14 at Coastal Carolina	L	6-9
2/20 VCU	W	9-7	13 at South Carolina	L	0-3	at Stetson	W	9-4	17 at Stetson	L	4-5
VCU	W	9-6	19 Davidson	W	11-4	12 at Stetson	L	2-7	at Stetson	L	7-8
21 VCU	W	4-0	Davidson	W	4-3	VCU	W	7-5	18 at Stetson	L	0-7
25 at Coastal Carolina	L	1-2	20 at UNC Greensboro	L	3-4	18 VCU	W	2-1	21 at Charleston Southern	W	10-6
28 at UNC Charlotte	L	2-4	22 at Coastal Carolina	L	3-7	21 at Campbell	W	12-6	23 @ Kentucky	L	3-6
1 at Davidson	W	8-7	24 Barton	W	8-3	28 at Coastal Carolina	W	9-2	24 @ Tennessee	L	1-12
2 at Clemson	L	5-7	3/6 at UNC Charlotte	L	2-6	3/3 @ North Carolina	L	1-2	25 @ UNC Asheville	W	4-2
3 at Clemson	L	2-9	7 at Clemson	L	2-14	4 @ Virginia Tech	W	3-1	28 Campbell	L	3-4
4 at The Citadel	L	6-7(12)	8 at Clemson	L	7-8(13)	5 @ South Carolina	L	0-6	3/2 Virginia Tech	W	7-2
5 at Winthrop	W	3-0	9 at Western Carolina	L	2-7	7 Yale	L	1-5	3 Virginia Tech	L	3-6
6 at Winthrop	L	1-5	10 at Davidson	W	6-4	8 Yale	L	5-16	5 at Campbell	L	3-4
11 at Barton	W	6-3	12 * at East Carolina	W	3-2	9 Yale	W	2-0	6 Coastal Carolina	W	6-5 (12)
13 * William & Mary	W	4-1	* at East Carolina	L	2-3	11 * at Richmond	L	4-16	9 * James Madison	L	2-3 (10)
* William & Mary	W	5-3	13 * at East Carolina	L	5-6	* at Richmond	W	9-4	* James Madison	L	1-2
16 Fairfield	W	7-0	15 UNC Charlotte	W	4-3(12)	12 * at Richmond	L	3-6	* James Madison	L	4-5
17 LeMoyne	L	7-10	16 UMBC	W	14-3	14 Marist	W	10-1	12 Wake Forest	L	13-14
18 LeMoyne	L	3-5	17 Fairfield	W	8-6	15 Marist	W	23-2	13 Wake Forest	W	4-1
20 * East Carolina	L	2-10	19 * Richmond	W	9-6	16 Fairfield	W	3-0	14 Fairfield	L	8-9
* East Carolina	L	1-6	* Richmond	L	0-1	18 * James Madison	L	5-7	17 Yale	L	3-4
21 * East Carolina	W	6-4	20 * Richmond	L	6-15	* James Madison	L	2-3(8)	Yale	W	9-6
22 Ohio	W	6-4	22 Charleston Southern	W	7-5	19 * James Madison	L	3-4	18 LeMoyne	W	6-1
24 Kent State	L	0-5	23 USC Aiken	W	3-1(10)	21 LeMoyne	W	3-0	20 LeMoyne	W	8-1
25 Kent State	L	2-4	24 USC Aiken	L	1-5	LeMoyne	W	4-0	21 Towson	W	10-5
29 at Campbell	W	11-6	26 * James Madison	W	3-0	24 Ohio	L	2-3(10)	23 * at George Mason	L	4-7
4/3 * at James Madison	L	7-10	* James Madison	W	2-1	25 Wake Forest	L	4-6	* at George Mason	L	7-10
* at James Madison	L	2-8	* James Madison	W	4-0	26 Wake Forest	W	2-1	24 * at George Mason	L	7-14
4 * at James Madison	W	6-5(11)	29 Kent State	L	0-11	28 Kent State	L	3-8	26 Drexel	W	10-7
6 at Charleston Southern	W	7-5	30 Kent State	W	6-5(13)	29 Kent State	L	5-6(10)	27 Drexel	L	4-5
8 The Citadel	W	7-3	4/1 at Wake Forest	L	3-4	4/1 * at Old Dominion	W	5-3(11)	30 * at William & Mary	L	11-14
10 at UNC Greensboro	L	1-7	2 at Wake Forest	L	7-10	* at Old Dominion	W	5-3(9)	* at William & Mary	W	9-4
at UNC Greensboro	W	2-1	4 Charleston Southern	W	10-1	2 * at Old Dominion	L	1-8	31 * at William & Mary	W	8-4
11 at UNC Greensboro	L	6-8	5 The Citadel	W	5-0	4 USC Aiken	W	4-3	4/3 Campbell	W	6-2
13 N.C. State	L	1-6	9 * at George Mason	W	5-1	5 USC Aiken	W	6-4	6 * Old Dominion	L	11-14
14 at Coastal Carolina	W	4-2	* at George Mason	W	3-2	8 * George Mason	W	3-2(10)	* Old Dominion	W	9-4
15 Barton	L	6-8	10 * at George Mason	L	4-6	* George Mason	W	7-1	9 at Coastal Carolina	W	6-5
17 * George Mason	W	8-7(11)	12 Campbell	W	9-1	* George Mason	W	3-2	10 N.C. State	L	5-12
* George Mason	L	3-5(8)	13 N.C. State	L	17-1	9 * George Mason	W	3-1	13 * at East Carolina	L	2-15
18 * George Mason	L	1-14	14 at The Citadel	L	2-4	11 Charleston Southern	W	10-5	* at East Carolina	L	4-7
20 North Carolina	L	5-6	16 * Old Dominion	L	1-2(11)	15 * William & Mary	W	5-0	14 * at East Carolina	W	1-0 (10)
21 Campbell	W	6-5	* Old Dominion	L	2-19	16 * William & Mary	W	10-2	16 North Carolina	W	4-2
24 * at Old Dominion	L	3-6	17 * Old Dominion	W	4-3	19 N.C. State	W	11-2	17 at N.C. State	W	13-8
* at Old Dominion	W	10-3	19 North Carolina	L	4-6(10)	22 * East Carolina	W	5-4(10)	20 * Richmond	W	6-5
25 * at Old Dominion	L	2-12	20 at N.C. State	L	6-8	* East Carolina	W	6-5	* Richmond	W	4-3
27 at North Carolina	L	3-4	23 * at William & Mary	L	4-7	23 * East Carolina	W	6-4	21 * Richmond	L	8-15
28 Coastal Carolina	L	3-4	* at William & Mary	W	11-2	25 Campbell	L	1-3	23 at North Carolina	L	2-5
5/8 Coastal Carolina	W	8-3	24 * at William & Mary	L	4-7	26 at N.C. State	W	11-2	24 Coastal Carolina	L	1-2
9 UNC Charlotte	W	6-4	26 at North Carolina	L	0-9	5/6 Coastal Carolina	W	6-5(11)	27 * VCU	W	11-4
10 Charleston Southern	W	3-0	27 UNC Greensboro	W	8-3	8 at Charleston Southern	L	5-7	* VCU	L	5-6 (8)
11 at N.C. State	L	1-2(14)	5/7 Coastal Carolina	W	6-3	at Charleston Southern	L	1-3	* VCU	W	10-4
14 USC Aiken	L	2-5	9 Charleston Southern	W	3-1	10 at Virginia Tech	L	1-2	5/7 Charleston Southern	W	10-1
15 USC Aiken	W	9-5	13 VCU	W	5-0	11 at Virginia Tech	L	5-6	8 at Campbell	W	10-4
16 USC Aiken	W	3-1	14 VCU	L	3-6	17 % William & Mary	W	6-1	10 ^ Villanova	W	9-4
19 % East Carolina	L	2-3	18 % East Carolina	L	3-10(10)	18 % Richmond	L	2-17	11 ^ St. John's	L	1-11
20 % George Mason	L	1-8	19 % James Madison	L	0-7	% Old Dominion	L	2-5	14 % Richmond	W	7-4
* CAA			* CAA			* CAA			15 % James Madison	W	9-4
% CAA Tournament			% CAA Tournament			@ Bojangles Seahawk Classic			16 % Old Dominion	L	2-4
						% CAA Tournament			% James Madison	L	5-8

* CAA
 @ Ralston Purina Challenge
 ^ CAA/Big East Challenge (Augusta, N.J.)
 % CAA Tournament

HISTORY: GAME-BY-GAME RESULTS

1997 (W-28, L-29)
Coach: Mark Scalf
CAA: 7-12, Eighth
Home: 22-20 | Away: 5-7 | Neutral: 1-2
1998 (W-21, L-34)
Coach: Mark Scalf
CAA: 6-14, Seventh
Home: 17-17 | Away: 4-15 | Neutral: 0-2
1999 (W-30, L-26)
Coach: Mark Scalf
CAA: 8-13, Sixth
Home: 28-12 | Away: 2-12 | Neutral: 0-2
2000 (W-36, L-23)
Coach: Mark Scalf
CAA: 13-8, Third
Home: 27-7 | Away: 8-14 | Neutral: 1-2

2/8 UNC Greensboro	L	10-24	2/13 Wake Forest	L	1-5	2/6 at Duke	L	6-15	2/8 Coastal Carolina	L	2-3
9 UNC Greensboro	L	4-9	14 Radford	W	9-2	7 Duke	W	4-2	12 UNC Greensboro	L	12-15
16 Penn State	W	8-5	15 Radford	L	5-8	13 High Point	W	4-1	13 UNC Greensboro	W	13-4
Virginia	L	3-11	Wake Forest	L	3-7	14 High Point	W	4-1	15 at Coastal Carolina	L	2-3
17 Virginia	L	8-15	18 Coastal Carolina	W	12-9	16 at Coastal Carolina	L	1-4	18 Eastern Kentucky	W	14-9
18 at Campbell	L	4-9	@ Navy	W	8-2	19 @ Siena	W	13-2	19 Eastern Kentucky	W	6-3
21 @Villanova	W	4-1	@ West Virginia	W	7-5	20 @ St. John's	L	2-8	Eastern Kentucky	W	11-2
22 @West Virginia	L	0-6	22 @ UNC Greensboro	L	13-15	21 @ UNC Charlotte	L	4-13	23 at Duke	W	12-4
23 @Rider	W	11-6	27 at Clemson	L	0-13	27 UMBC	W	2-1	25 @ Northwestern	L	1-8
25 at Coastal Carolina	W	9-4	28 at Clemson	L	6-19	UMBC	W	7-1	26 @ Rider	W	1-8
3/1 Radford	W	12-2	3/1 at Clemson	L	3-6	28 UMBC	W	2-1	27 @ Monmouth	W	14-2
Radford	W	3-2	3 at Duke	L	2-8	3/3 Mount St. Mary's	W	13-2	3/4 Albany	W	4-3
2 Radford	W	9-1	7 * at VCU	L	4-6	4 Mount St. Mary's	W	10-0	5 Albany	W	9-5
5 Navy	W	4-3	* at VCU	L	3-7	6 Ball State	W	10-5	Albany	W	7-1
6 Delaware	W	11-6	10 George Mason	L	7-9(11)	7 Ball State	L	5-12	7 at Coastal Carolina	L	0-9
7 Liberty	L	8-12	12 Elon	L	4-10	10 at Elon	W	12-6	8 at Elon	L	3-4
8 Liberty	W	8-4	14 * Richmond	L	3-5	13 Fairfield	W	10-1	10 Brown	W	2-1
Delaware	L	2-7	* Richmond	L	3-4	Fairfield	W	9-3	Brown	W	6-5
9 Delaware	L	8-12	15 * Richmond	L	10-18	14 Fairfield	W	6-4	11 Virginia Tech	L	2-4
13 Fairfield	W	11-15	17 LeMoynes	W	9-6	17 North Carolina A&T	W	16-3	12 Virginia Tech	W	7-1
15 * at Richmond	L	9-20	LeMoynes	W	9-7	North Carolina A&T	W	11-3	17 * William & Mary	W	3-2
* at Richmond	L	4-10	21 * at Old Dominion	L	3-12	20 Towson	W	8-5	18 * William & Mary	W	10-9
16 * at Richmond	L	4-13	* at Old Dominion	L	1-12	22 Towson	W	7-5	19 * William & Mary	W	12-3
19 Yale	W	19-5	22 * at Old Dominion	L	1-17	24 Elon	L	2-5	21 LeMoynes	L	2-6
20 Yale	W	17-4	24 Brown	W	8-2	26 * VCU	L	1-9	22 LeMoynes	L	8-9
22 * Old Dominion	L	7-12	25 Youngstown State	W	9-2	27 * VCU	L	2-9	24 * at VCU	W	5-1
* Old Dominion	W	8-3	26 Youngstown State	W	5-3	28 * VCU	W	4-1	25 * at VCU	L	0-11
23 * Old Dominion	L	2-7	28 Elon	W	5-2	30 Coastal Carolina	L	6-7	26 * at VCU	W	9-5
25 Le Moynes	W	10-4	29 at N.C. State	W	8-5	31 N.C. State	W	7-2	28 High Point	W	5-1
26 Towson	W	2-1	4/2 at Campbell	W	10-7(10)	4/2 * at Richmond	L	0-7	29 N.C. State	L	0-12
27 Youngstown State	L	6-9	4 * George Mason	W	9-5	3 * at Richmond	L	9-13	31 * Richmond	W	10-9
29 * James Madison	L	5-6	* George Mason	W	2-1	4 * at Richmond	L	8-16	4/1 * Richmond	W	5-0
* James Madison	L	2-7	5 * George Mason	W	9-3	6 Campbell	L	4-6	2 * Richmond	W	3-2
30 * James Madison	W	11-1	7 North Carolina	W	11-8	7 at N.C. State	L	5-11	4 Elon	W	4-2
4/1 at Charleston Southern	L	5-6	8 Coastal Carolina	W	3-2	9 * Old Dominion	W	2-0	5 Campbell	W	3-2
2 Charleston Southern	W	10-4	11 * William & Mary	L	5-10	10 * Old Dominion	W	8-4	7 * at Old Dominion	W	8-7
5 * at George Mason	L	6-10	* William & Mary	L	1-10	11 * Old Dominion	W	6-5	8 * at Old Dominion	L	4-13
* at George Mason	W	9-6	12 * William & Mary	W	7-4	16 * James Madison	L	9-10	9 * at Old Dominion	W	15-10
6 * at George Mason	L	7-10	14 Coastal Carolina	W	8-4	17 * James Madison	W	12-4	11 at North Carolina	L	1-6
9 North Carolina	L	7-8	15 at Coastal Carolina	L	8-9	18 * James Madison	L	5-9	14 * at James Madison	L	0-3
12 * at William & Mary	W	22-10	* at East Carolina	L	5-15	20 North Carolina	W	10-4	15 * at James Madison	L	3-6
13 * at William & Mary	W	12-4	* at East Carolina	W	2-0	24 * at George Mason	L	10-11	16 * at James Madison	L	2-7
15 at North Carolina	W	8-2	19 * at East Carolina	W	6-4	* at George Mason	L	4-8	18 at Campbell	L	6-7
16 N.C. State	W	4-3(12)	21 N.C. State	L	1-8	25 * at George Mason	L	0-6	21 * George Mason	W	3-1
19 * East Carolina	W	12-3	25 * at James Madison	L	6-12	30 * at William & Mary	L	0-1	22 * George Mason	W	8-7
* East Carolina	L	3-4(8)	* at James Madison	L	7-8	5/1 * at William & Mary	W	11-7	23 * George Mason	W	6-5
20 * East Carolina	W	8-3	26 * at James Madison	L	4-9	1 * at William & Mary	L	4-5	27 at N.C. State	L	2-10
22 at N.C. State	W	4-3	28 at North Carolina	L	7-12	8 East Tennessee State	W	4-0	29 L.I.U./C.W. Post	W	16-1
23 Campbell	W	8-3	29 Duke	L	12-19	9 East Tennessee State	L	5-7	L.I.U./C.W. Post	W	7-1
26 * VCU	L	7-8	5/1 Campbell	L	6-9	10 East Tennessee State	W	12-1	30 L.I.U./C.W. Post	W	5-1
* VCU	L	4-9	8 Western Carolina	L	4-5(11)	11 at Campbell	L	7-8	5/6 at UNC Greensboro	W	9-6
30 Coastal Carolina	L	8-10	9 Western Carolina	L	4-7	13 * East Carolina	W	4-2	7 at High Point	W	19-2
5/10 Wake Forest	W	11-4	10 Western Carolina	L	9-10(11)	14 * East Carolina	L	5-9	9 Coastal Carolina	W	6-3
Wake Forest	L	1-5	% Richmond	L	2-5	19 * East Carolina	W	9-3	11 * at East Carolina	L	3-17
13 % VCU	W	11-10	13 % George Mason	L	0-5	19 % VCU	L	1-4	12 * at East Carolina	L	6-7
14 % East Carolina	L	8-9(12)	* CAA			20 * George Mason	L	5-8	13 * at East Carolina	L	1-9
15 % William & Mary	L	0-12	@ Ralston Purina Challenge			* CAA			17 % Richmond	W	9-7
* CAA			% CAA Tournament			@ Ralston Purina Challenge			18 % East Carolina	L	4-5
@ Ralston Purina Challenge						% CAA Tournament			19 % James Madison	L	5-6
% CAA Tournament									* CAA		
									@ Ralston-Purina Challenge		
									% CAA Tournament		

HISTORY: GAME-BY-GAME RESULTS

2001 (W-33, L-22)
Coach: Mark Scalf
CAA: 11-9, Fourth
Home: 23-11 | Away: 8-9 | Neutral: 2-2
2002 (W-36, L-21)
Coach: Mark Scalf
CAA: 14-7, Second
Home: 25-7 | Away: 11-12 | Neutral: 0-2
2003 (40-23)
Coach: Mark Scalf
CAA: 15-6, First
Home: 24-9 | Away: 11-11 | Neutral: 5-3
2004 (40-23)
CAA Champions
Coach: Mark Scalf
CAA: 17-6, Second
Home: 27-9 | Away: 11-12 | Neutral: 2-2

2/3 North Carolina A&T	W	9-2	2/9 UNC Charlotte	L	2-5	2/6 Missouri	L	1-12			
7 at Coastal Carolina	L	4-5	10 UNC Charlotte	W	10-0	7 Missouri	W	5-2	2/18 Elon	L	7-8
10 UNC Greensboro	W	10-5	16 Siena	W	11-3	8 Missouri	L	3-6	20 at South Carolina	L	4-7
11 UNC Greensboro	W	6-2	17 Siena	W	4-1	11 Coastal Carolina	L	3-4 (13)	21 at South Carolina	L	3-20
17 George Washington	W	8-4	17 Siena	W	11-3	12 Duke	W	14-2	22 at South Carolina	L	0-12
George Washington	L	2-4	19 at High Point	W	2-1	14 Delaware State	W	8-4	24 at Elon	L	4-5
18 George Washington	W	8-4	22 @ Northern Iowa	W	6-4	15 Delaware State	W	3-0	28 @ Marist	L	9-11
20 Coastal Carolina	L	1-6 (10)	23 @ St. John's	W	5-4	Delaware State	W	5-2	29 @ Marist	W	7-2
23 @ Appalachian State	W	6-1	24 @ George Mason	W	10-9 (12)	18 Elon	L	1-2	@ West Virginia	W	7-2
24 @ West Virginia	W	7-1	26 at North Carolina	L	3-6	21 West Virginia	W	6-4	3/2 UNC Greensboro	W	1-0 (13)
25 @ Evansville	W	5-3	3/3 at UNC Greensboro	L	2-3 (14)	21 Fordham	W	13-3 (7)	3 Duke	W	9-8
27 at Duke	L	4-11	6 High Point	W	6-1	23 West Virginia	W	17-4	6 St. Peter's	W	1-0
3/2 Ball State	W	6-4	8 at Va. Tech	W	8-7	25 at Coastal Carolina	L	1-8	St. Peter's	W	5-1
3 Ball State	W	4-2	9 at Va. Tech	W	11-4	28 @ Appalachian State	W	8-2	7 St. Peter's	W	11-2
7 at Charlotte	L	5-7	15 at Arizona	W	9-7	3/1 @ Dartmouth	W	12-10	9 Virginia Tech	L	2-4
8 at Charlotte	W	13-0	16 at Arizona	L	6-9	2 @ Villanova	W	2-0	10 Virginia Tech	W	9-6
9 at High Point	L	4-6	17 at Arizona	L	2-14	4 High Point	W	21-2	13 at Georgia	W	9-5
10 Brown	W	12-3	20 Coastal Carolina	L	1-2	5 North Carolina State	L	4-8	14 at Georgia	L	1-5
Brown	L	5-6	23 Brown	W	9-4	8 St. John's	W	5-4	19 Kent State	W	9-5
11 Brown	W	4-2	24 Brown	W	3-1	8 St. John's	W	6-0	20 Kent State	L	5-10
14 at Coastal Carolina	W	10-0	Brown	L	2-8	9 St. John's	W	6-2	21 Kent State	W	10-9
16 * at William & Mary	W	5-1	27 Duke	W	12-7	11 at East Carolina	W	4-3	23 N.C. State	W	1-0
17 * at William & Mary	W	9-3	29 * Hofstra	W	3-1	12 at Elon	L	5-6	24 at Duke	L	3-4
18 * at William & Mary	L	9-14	30 * Hofstra	W	2-0	14 vs Princeton	W	4-2	26 * at James Madison	W	17-4
21 Princeton	W	8-4	31 * Hofstra	W	4-2	15 at N.C. State	L	2-6	27 * at James Madison	L	12-13
Princeton	W	4-3 (8)	4/3 at Duke	W	6-1	22 * at VCU	L	1-4	28 * at James Madison	W	8-7
23 * VCU	L	3-6	5 * at Delaware	W	20-2	* at VCU	W	3-1	4/3 * at Delaware	W	10-4
24 * VCU	L	1-8	6 * at Delaware	L	1-5	23 * at VCU	L	1-10	* at Delaware	W	2-0
25 * VCU	W	9-1	7 * at Delaware	W	10-2	26 East Carolina	W	4-3	6 Campbell	W	7-1
27 at Campbell	L	5-6	9 Campbell	W	5-0	28 * at Hofstra	L	2-3	7 at Coastal Carolina	L	7-9
28 Duke	W	7-4	11 at Coastal Carolina	L	2-7	29 * at Hofstra	W	23-2	10 * George Mason	L	2-3
30 * at Richmond	L	4-8	12 * Old Dominion	W	3-1	30 * at Hofstra	W	16-0	11 * George Mason	W	6-5
31 * at Richmond	W	3-1	13 * Old Dominion	W	9-0	4/1 at Campbell	W	7-4	12 * George Mason	L	3-7
4/3 at N.C. State	L	3-4	14 * Old Dominion	W	14-2	3 * Delaware	W	3-1	16 * at William & Mary	L	1-3
4 High Point	W	5-1	16 at N.C. State	L	2-8	5 * Delaware	W	5-2	17 * at William & Mary	W	14-12
6 * Old Dominion	W	4-2	19 * at Drexel	W	9-6	6 * Delaware	W	7-6	18 * at William & Mary	L	5-17
7 * Old Dominion	W	5-1	20 * at Drexel	L	3-7	12 * at Old Dominion	L	2-6	20 Coastal Carolina	W	12-0
8 * Old Dominion	W	9-3	21 * at Drexel	W	3-1	* at Old Dominion	L	4-5	30 * Hofstra	W	7-2
10 Campbell	W	2-1 (11)	23 at Elon	W	13-11 (13)	13 * at Old Dominion	W	5-1	5/1 * Hofstra	W	11-3
13 * James Madison	L	4-5	Elon	W	13-5	16 Campbell	L	4-1	2 * Hofstra	W	7-2
14 * James Madison	W	10-1	24 at Campbell	W	9-1	18 * Drexel	W	23-3	4 at East Carolina	W	15-5
15 * James Madison	L	5-6	26 * Towson	W	8-7 (11)	19 * Drexel	W	10-1	5 at Campbell	W	6-1
17 N.C. State	L	3-4	27 * Towson	W	2-1	20 * Drexel	W	7-1	7 * Towson	W	3-1
20 * at George Mason	L	4-6	28 * Towson	W	8-7	22 at NC State	L	5-4	8 * Towson	W	8-4
21 * at George Mason	W	9-2	30 N.C. State	W	17-1	23 at Duke	W	4-3	9 * Towson	W	15-2
22 * at George Mason	W	8-4	5/1 at East Carolina	L	1-3	25 * at Towson	W	7-6 (10)	11 East Carolina	L	0-3
24 at North Carolina	W	11-5	4 Liberty	L	6-10	27 * at Towson	W	9-8	12 at UNC Greensboro	L	3-8
5/1 Elon	W	7-0	Liberty	L	6-13	27 * at Towson	W	7-0	14 * at VCU	W	3-0
2 North Carolina	L	2-3	10 * at James Madison	L	4-19	29 at Coastal Carolina	L	9-7	15 * at VCU	W	12-3
10 * East Carolina	L	0-3	11 * at James Madison	L	4-5	Coastal Carolina	L	6-2	16 * at VCU	W	5-3
11 * East Carolina	L	0-11	12 * at James Madison	L	3-6	5/2 at North Carolina	W	5-0	18 at N.C. State	L	4-5
12 * East Carolina	W	1-0	15 East Carolina	W	4-3	11 * James Madison	W	6-3	20 * Old Dominion	L	2-3
15 % George Mason	L	8-17	16 * VCU	L	1-2	12 * James Madison	W	8-7	21 * Old Dominion	W	5-2
16 % Old Dominion	W	9-5	17 * VCU	L	2-4	13 * James Madison	L	8-3	22 * Old Dominion	W	8-1
18 % James Madison	L	4-8	18 * VCU	W	8-3	14 North Carolina	L	8-7	26 % Old Dominion	W	6-4
* CAA			21 % VCU	L	3-4	21 % vs Towson	W	18-5	27 % VCU	W	12-3
@ Hughes Bros. Challenge			22 % George Mason	L	6-7 (12)	22 % vs William & Mary	W	4-3 (12)	28 % Delaware	L	2-3
% CAA Tournament			* CAA			24 % vs VCU	L	13-10	% George Mason	W	3-1
			@ Hughes Bros. Challenge			% vs George Mason	L	13-12(12)	29 % Delaware	W	8-7
			% CAA Tournament			30 \$ vs Tulane	L	8-3	% Delaware	W	15-3
						31 \$ vs Northeastern	W	12-6	6/5 \$ Tennessee	W	8-5
						\$ vs Tulane	W	9-8 (10)	6 \$ East Carolina	L	4-11
						6/1 \$ at Louisiana State	L	9-8 (11)	\$ Tennessee	W	4-3
						* CAA			7 \$ East Carolina	L	0-7
						@ Hughes Bros. Challenge			* CAA		
						% CAA Tournament			@ Hughes Bros. Challenge		
						\$ NCAA Regional (Baton Rouge, La.)			% CAA Tournament		
									\$ NCAA Regional (Kinston, N.C.)		

HISTORY: GAME-BY-GAME RESULTS

2005 (40-19)

Coach: Mark Scalf

CAA: 21-3, First

Home: 27-11 | Away: 12-7 | Neutral: 1-1

2/5	UM-Eastern Shore	W	10-0
6	UM-Eastern Shore	W	16-0
11	Virginia	W	5-2
12	Virginia	L	0-2
13	Virginia	L	4-7
16	Duke	W	9-7
18	Maryland	L	8-12
19	Maryland	L	2-4
20	Maryland	W	11-6
22	at North Carolina	L	3-5
25	@ Penn State	L	3-4
26	@ Tennessee	L	0-1
27	@ UNC Greensboro	W	9-3
3/4	^ Vs. Southern Miss	L	4-16
5	^ at Lamar	L	1-8
6	^ Vs. Indiana State	W	4-3
9	N.C. State	L	0-6
11	Utah	W	4-2
12	Utah	W	9-5
13	Utah	W	10-1
19	Siena	W	9-4
20	Siena	W	7-3
21	Siena	W	7-2
23	at East Carolina	L	8-12
25	* William & Mary	W	4-1
26	* William & Mary	W	11-5
27	* William & Mary	W	7-6
30	at Duke	W	24-1
4/1	* at Hofstra	W	16-3
2	* at Hofstra	W	22-8
3	* at Hofstra	W	15-8
6	Campbell	W	13-1
8	* at George Mason	W	11-10
9	* at George Mason	W	10-4
10	* at George Mason	W	8-0
13	at N.C. State	L	4-8
15	* Delaware	W	7-6
16	* Delaware	W	16-6
17	* Delaware	L	6-7
19	Elon	W	10-4
20	at Elon	L	2-6
26	North Carolina	L	8-11
29	* James Madison	W	4-3 (11)
30	* James Madison	W	7-4
5/1	* James Madison	W	13-4
4	East Carolina	W	6-5
6	* at Towson	W	16-4
7	* at Towson	L	3-13
8	* at Towson	L	8-9
10	at Campbell	W	12-6
14	* VCU	W	17-5
15	* VCU	W	4-1
16	* VCU	W	14-4
19	* at Old Dominion	W	16-8
20	* at Old Dominion	W	8-6
21	* at Old Dominion	W	12-2
25	% Hofstra	W	9-6
26	% Towson	L	1-6
27	% George Mason	L	7-9
* CAA			
@ Hughes Bros. Challenge			
^ Cardinal Classic (Beaumont, Texas)			
% CAA Tournament (Wilmington, N.C.)			

2006 (42-22)

CAA Champions

CAA: 17-13, Fifth

Home: 31-8 | Away: 9-11 | Neutral: 2-3

2/10	Md.-Eastern Shore	W	19-2
12	Md.-Eastern Shore	W	18-0
	Md.-Eastern Shore	W	20-1
17	Wake Forest	L	7-9
18	Wake Forest	W	10-8
19	Wake Forest	W	10-5
24	^ Va. Tech	W	6-5
25	^ at East Carolina	L	2-11
26	^ N.C. State	L	8-9
3/1	Duke	W	17-0
3	La Salle	W	12-5
4	La Salle	W	16-1
5	La Salle	W	12-1
7	Western Carolina	W	3-2
8	Western Carolina	W	5-4
10	* Hofstra	L	5-6
11	* Hofstra	W	19-9
12	* Hofstra	W	5-4 (10)
15	East Carolina	L	0-4
17	* at George Mason	W	21-10
18	* at George Mason	L	6-13
19	* at George Mason	W	3-2
22	at East Carolina	W	14-6
25	Savannah State	W	13-3
26	Savannah State	W	20-0
26	Savannah State	W	14-6
29	at Duke	W	15-8
31	* at Northeastern	L	4-7
4/1	* at Northeastern	L	3-4
2	* at Northeastern	L	2-3 (10)
4	Campbell	W	13-8
7	* William & Mary	W	4-2
8	* William & Mary	W	8-3
9	* William & Mary	W	7-5
14	* at Towson	L	6-9
15	* at Towson	W	14-0
16	* at Towson	W	8-7 (10)
18	at Campbell	W	18-8
21	* Georgia State	W	13-8
22	* Georgia State	L	4-9
23	* Georgia State	W	5-3
25	at Elon	L	4-9
28	* at VCU	W	6-2
29	* at VCU	L	2-7
30	* at VCU	L	5-8
5/2	Elon	L	1-3
5	* Delaware	W	4-3 (11)
6	* Delaware	L	9-13
7	* Delaware	W	9-5
10	N.C. State	W	5-3
12	* Old Dominion	W	4-0
13	* Old Dominion	L	5-6 (11)
14	* Old Dominion	W	8-6
18	* at James Madison	W	14-4
19	* at James Madison	L	3-5
20	* at James Madison	L	7-9
24	% Old Dominion	W	7-3 (10)
25	% VCU	W	8-2
26	% James Madison	W	10-9
27	% VCU	L	7-14
28	% VCU	W	7-6
6/2	\$ Vs. Winthrop	L	2-14
3	\$ Vs. Maine	W	21-19
4	\$ Vs. Winthrop	L	3-5
* CAA			
^ Keith LeClair Classic (Greenville, N.C.)			
% CAA Tournament			
\$ NCAA Regional (Chapel Hill, N.C.)			

2007 (29-27)

Co-CAA Regular Season Champions

CAA: 18-11, T-1st

Home: 18-11 | Away: 9-15 | Neutral: 2-1

2/9	@ Western Kentucky	L	2-4
10	@ Oklahoma	L	5-10
11	@ South Carolina	L	8-9 (11)
14	at Coastal Carolina	L	6-8
17	Temple	W	5-4
18	Temple	W	7-4
19	Temple	W	15-3
21	North Carolina	L	5-6
23	^ Vs. Notre Dame	W	9-5
24	^ Vs. Texas Christian	W	10-5
25	^ Vs. West Virginia	L	6-7
27	at NC State	L	2-5
3/2	at Wake Forest	L	4-8
3	at Wake Forest	L	2-11
4	at Wake Forest	W	16-11 (12)
6	at Elon	W	13-2
9	* VCU	L	3-13
10	* VCU	W	3-0
11	* VCU	W	5-3
13	Coastal Carolina	L	6-7
16	* at Georgia State	L	3-5
17	* at Georgia State	W	13-8
18	* at Georgia State	W	9-1
20	Campbell	W	6-2
23	* at Old Dominion	L	5-12
24	* at Old Dominion	L	3-4
25	* at Old Dominion	L	0-1
28	at East Carolina	L	10-11 (10)
30	* James Madison	W	6-5
31	* James Madison	W	11-3
4/1	* James Madison	L	2-3
3	at North Carolina	L	2-14
6	* at Hofstra	W	14-0
7	* at Hofstra	W	3-2
8	* at Hofstra	L	9-7
11	East Carolina	L	2-3
13	* at Delaware	L	5-6
14	* at Delaware	L	6-8
17	Elon	W	8-7
20	* Towson	W	8-0
21	* Towson	L	5-6
22	* Towson	W	9-4
25	at NC State	L	1-6
28	* at William & Mary	L	0-5
	* at William & Mary	W	14-5
29	* at William & Mary	W	19-1
5/4	* Northeastern	W	11-5
5	* Northeastern	W	3-2
6	* Northeastern	W	8-4
9	NC State	W	8-4
15	at Campbell	W	10-5
18	* George Mason	W	14-12
	* George Mason	W	11-4
19	* George Mason	W	15-2
23	% VCU	L	3-4
24	% Old Dominion	L	3-13
* CAA			
@ Hughes Bros. Challenge			
^ Baseball at The Beach (Myrtle Beach, S.C.)			
% CAA Tournament (Wilmington, N.C.)			

2008 (44-17-1)

CAA Regular Season Champions

CAA: 25-4-1, 1st

Home: 26-7 | Away: 15-9-1 | Neutral: 3-1

22	@ vs. Richmond	L	23-16
23	@ vs. Milwaukee	W	6-3
24	@ at Jacksonville	L	9-0
26	Elon	L	7-4
27	at The Citadel	L	3-1
29	Fordham	W	8-7
3/1	Fordham	W	12-6
	Fordham	W	16-0
2	Fordham	W	9-4
5	at Elon	W	18-16
8	* Towson	W	6-5
	* Towson	W	6-1
9	* Towson	W	7-2
11	at Campbell	W	6-4
14	* at Hofstra	W	14-2
15	* at Hofstra	W	6-3
16	* at Hofstra	W	5-4
19	Coastal Carolina	W	5-2
21	* William & Mary	W	9-2
22	* William & Mary	W	16-5
23	* William & Mary	W	8-3
26	at Coastal Carolina	W	10-7
28	* at VCU	W	17-4
29	* at VCU	W	3-2
30	* at VCU	W	6-5
4/1	Wake Forest	W	5-1
5	* at Northeastern	L	6-4
	* at Northeastern	W	11-1
6	* at Northeastern	T	3-3 (11)
8	at NC State	L	12-5
9	Campbell	L	8-6
11	* Georgia State	W	6-5 (11)
12	* Georgia State	W	10-9
13	* Georgia State	W	9-8
15	The Citadel	W	16-6
18	* at Delaware	L	14-13
19	* at Delaware	W	13-5
20	* at Delaware	W	17-7
22	at East Carolina	L	6-1
23	North Carolina Central	W	14-8
25	New York Tech	W	13-6
26	New York Tech	W	12-1
27	New York Tech	W	8-2
29	East Carolina	L	14-7
5/2	* George Mason	L	13-3
3	* George Mason	W	10-0
4	* George Mason	W	8-3
7	NC State	W	3-2 (11)
9	* at James Madison	W	11-6
10	* at James Madison	W	7-2
11	* at James Madison	W	23-4
13	at East Carolina	L	3-2
15	* Old Dominion	W	3-2
16	* Old Dominion	L	9-3
17	* Old Dominion	W	5-3
21	% Towson	W	11-5
22	% William & Mary	L	11-8
23	% George Mason	L	14-9
30	\$ Vs. Elon	W	5-2
31	\$ at North Carolina	L	5-1
6/1	\$ Vs. Elon	W	15-11
2	\$ at North Carolina	L	7-3
* CAA			
@ Jacksonville Invitational (Jacksonville, Fla.)			
% CAA Tournament			
\$ NCAA Regional (Cary, N.C.)			

HISTORY: GAME-BY-GAME RESULTS

2009 (31-23)
CAA: 10-8, 3rd
Home: 26-9 | Away: 5-14

2/20	Maryland	W	10-4
21	Maryland	W	7-5
22	Maryland	W	7-4
24	Coll. of Charleston	W	5-3
27	Michigan State	W	7-2
	Michigan State	W	4-3
28	Michigan State	W	9-8
3/4	Wake Forest	W	12-7
3/6	@ Wright State	W	6-3
3/7	@ Kent State	L	2-5
3/8	@ Wright State	L	4-9
	@ Kent State	W	3-0
3/11	Creighton	W	6-2
3/13	* Hofstra	W	19-6
	* Hofstra	W	8-6
3/14	* Hofstra	W	11-8
3/18	at North Carolina Central	W	13-2
3/20	* VCU	L	11-18
3/21	* VCU	W	5-2
3/22	* VCU	W	9-0
3/24	North Carolina	L	1-8
3/25	at East Carolina	L	0-3
3/31	at Coastal Carolina	L	3-4 (11)
4/1	Coastal Carolina	L	2-3
4/3	* at George Mason	L	2-4
4/4	* at George Mason	L	3-6
4/5	* at George Mason	L	8-10
4/7	at NC State	L	2-10
4/8	East Carolina	W	8-3
4/10	* William & Mary	W	10-4
4/11	* William & Mary	W	8-3
4/12	* William & Mary	L	8-14
4/14	Elon	W	7-6
4/15	at Coll. of Charleston	L	6-12
4/19	at Elon	L	11-15
4/21	at North Carolina	L	5-7
4/24	* at Towson	L	10-12
4/25	* at Towson	L	2-3
4/26	* at Towson	W	10-7
4/28	North Carolina Central	W	10-3
	North Carolina Central	W	14-0
5/6	NC State	W	5-1
5/8	at Clemson	L	2-13
5/9	at Clemson	L	3-11
5/10	at Clemson	W	4-3
5/12	East Carolina	L	5-12
5/14	* at Old Dominion	W	17-7
5/15	* at Old Dominion	W	10-2
5/16	* at Old Dominion	L	6-9
5/20	% Old Dominion	W	7-5
5/21	% Georgia State	L	5-8
5/22	% Delaware	W	5-4
	% George Mason	L	10-12

* CAA
 @ Hughes Bros. Challenge
 % CAA Tournament

2010 (33-27)
CAA: 13-10, 4th
Home: 20-18 | Away: 13-9

2/19	at Jacksonville	W	6-3
2/20	at Jacksonville	W	8-5
2/21	at Jacksonville	L	4-3
2/26	@ Lehigh	L	5-4
2/27	@ Morehead State	W	12-2
2/28	@ Liberty	L	12-2
3/5	Akron	L	11-5
3/6	Stony Brook	L	6-2
	Akron	L	5-4
3/7	Stony Brook	W	11-3
3/9	Ball State	L	7-6 (11)
3/10	Wake Forest	W	10-3
3/12	Duquesne	W	14-7
3/13	Duquesne	W	10-1
3/14	Duquesne	W	4-3
3/16	at Elon	W	14-1
3/17	N.C. State	W	9-6
3/19	Rhode Island	L	12-11
3/20	Rhode Island	W	9-1
3/21	Rhode Island	L	5-3
3/26	* Towson	L	7-2
3/27	* Towson	W	7-3
3/28	* Towson	W	12-6
3/31	at #23 East Carolina	W	15-13
4/2	* George Mason	L	2-1
4/3	* George Mason	L	13-8 (10)
4/4	* George Mason	W	5-4
4/6	at #13 Coastal Carolina	L	20-1
4/7	Campbell	W	8-5
4/9	* at Delaware	W	12-4
4/10	* at Delaware	W	10-3
4/11	* at Delaware	W	7-6 (11)
4/13	Charleston Southern	W	5-4
4/14	at N.C. State	W	7-4
4/16	* at James Madison	L	12-11
4/17	* at James Madison	W	6-0
4/18	* at James Madison	L	6-5
4/21	#8 Coastal Carolina	L	8-4
4/24	* at Northeastern	L	4-3
	* at Northeastern	L	4-1
4/25	* at Northeastern	W	4-2
4/27	East Carolina	L	9-7
4/30	* VCU	L	4-3
5/1	* VCU	W	10-5
5/2	* VCU	W	7-3
5/5	Elon	L	9-2
5/8	* Georgia State	L	11-4
	* Georgia State	L	1-0
5/9	* Georgia State	W	8-3
5/13	* at William & Mary	L	4-3
5/14	* at William & Mary	W	12-5
5/15	* at William & Mary	W	4-0
5/18	at Charleston Southern	W	6-5
5/20	College of Charleston	W	3-2
5/22	at College of Charleston	L	10-8
5/27	% James Madison	L	8-7
5/28	% Georgia State	W	10-8
	% James Madison	W	3-1
5/29	% VCU	W	10-0
	% VCU	L	7-5 (12)

* CAA
 @ Hughes Bros. Challenge
 # CAA Tournament

2011 (31-28)
CAA: 18-12, 3rd
Home: 21-15 | Away: 10-13

2/18	Jacksonville	W	20-7
2/19	Jacksonville	L	6-7
2/20	Jacksonville	L	1-9
2/22	at Coll. of Charleston	L	4-5
2/25	@ Marist	L	4-5
2/26	@ Miami (Ohio)	W	7-3
2/27	@ West Virginia	W	8-0
3/1	at Elon	W	10-5
3/4	Villanova	L	3-4
3/5	St. Joseph's	W	3-1
3/7	Holy Cross	W	12-4
3/8	St. Joseph's	W	4-2
3/11	Northeastern	W	6-5
3/12	Northeastern	W	5-2
3/13	Northeastern	W	11-2
3/15	North Florida	W	9-8
3/16	North Florida	L	7-11
3/18	* at Towson	L	7-15
3/19	* at Towson	W	7-2
3/10	* at Towson	L	4-9
3/22	at North Carolina	L	2-14
3/25	* at George Mason	L	7-9
3/26	* at George Mason	W	13-4
3/26	* at George Mason	W	7-6
3/29	East Carolina	L	5-20
4/5	at Campbell	W	13-5
4/6	College of Charleston	L	5-6
4/8	* Delaware	L	1-7
4/9	* Delaware	L	5-6
4/10	* Delaware	W	5-1
4/12	Campbell	W	5-2
4/13	at NC State	W	9-1
4/15	* William & Mary	W	7-4
4/16	* William & Mary	W	11-2
4/17	* William & Mary	W	7-4
4/19	at East Carolina	L	13-17
4/20	NC State	L	5-19
4/22	* at Hofstra	W	11-6
4/22	* at Hofstra	W	8-2
4/24	* at Hofstra	L	4-6
4/26	Coastal Carolina	L	4-11
4/29	* at James Madison	L	2-12
4/30	* at James Madison	L	5-6
5/1	* at James Madison	L	6-9
5/3	Elon	W	6-5
5/7	* Georgia State	W	8-4
5/7	* Georgia State	W	6-1
3/8	* Georgia State	W	6-4
5/10	North Carolina	L	5-11
5/13	* at Old Dominion	L	5-10
5/14	* at Old Dominion	L	5-7
5/15	* at Old Dominion	W	5-3
5/17	at Coastal Carolina	L	3-12
5/19	* VCU	W	3-2
5/20	* VCU	L	6-15
5/21	* VCU	W	9-7
5/26	% Old Dominion	W	7-0
5/27	% James Madison	L	7-13
5/27	% Old Dominion	L	3-4

* CAA
 @ Hughes Bros. Challenge
 % CAA Tournament (Wilmington, N.C.)

2012 (39-23)
CAA: 24-6, 1st
Home: 19-8 | Away: 16-13 | Neutral: 4-2

2/17	Ohio	W	6-5 (10)
2/18	Ohio	L	4-6
2/18	Ohio	W	5-2
2/21	at NC State	L	0-10
2/24	at #20 Ole Miss	L	0-2
2/25	at #20 Ole Miss	L	4-6
2/26	at #20 Ole Miss	L	5-10
2/29	St. John's	L	0-3
3/2	@ UNC Asheville	W	8-1
3/4	@ UNC Asheville	L	2-7
3/4	@ NC State	L	3-8
3/7	at Coastal Carolina	L	6-8
3/9	* James Madison	W	10-7
3/10	* James Madison	W	8-7
3/11	* James Madison	W	14-3
3/13	at Coll. of Charleston	W	6-3
3/16	at Delaware	W	22-3
3/17	at Delaware	L	2-3
3/20	Coll. of Charleston	W	7-3
3/23	* at VCU	W	9-6
3/24	* at VCU	L	4-5 (12)
3/25	* at VCU	W	4-0
3/27	at Elon	L	4-5
3/30	* Old Dominion	W	10-4
3/31	* Old Dominion	W	7-3
4/1	* Old Dominion	W	4-3 (10)
4/3	East Carolina	L	0-5
4/5	at TCU	W	7-5
4/6	at TCU	L	0-4
4/7	at TCU	L	2-5
4/10	Coastal Carolina	W	5-4 (10)
4/11	at Charleston Southern	W	10-4
4/13	* Hofstra	W	10-3
4/14	* Hofstra	W	2-1
4/15	* Hofstra	L	2-4
4/17	at #24 East Carolina	W	10-1
4/21	* at Northeastern	W	7-3
4/21	* at Northeastern	W	7-2
4/22	* at Northeastern	W	10-2
4/25	Elon	W	7-5
4/27	* at Georgia State	W	15-0
4/28	* at Georgia State	W	7-3
4/29	* at Georgia State	L	7-8
5/4	* Towson	L	1-3
5/5	* Towson	W	11-2
5/6	* Towson	W	12-2
5/8	at #7 North Carolina	L	2-4
5/10	* at William & Mary	W	4-1
5/11	* at William & Mary	W	5-4
5/12	* at William & Mary	W	4-3
5/15	Charleston Southern	W	5-1
5/17	* George Mason	W	9-2
5/18	* George Mason	W	11-5
5/19	* George Mason	L	9-10
5/24	% Vs. VCU	W	8-5
5/25	% Vs. Delaware	W	3-2
5/26	% Vs. Delaware	L	9-11
5/27	% Vs. Delaware	W	10-8
6/1	\$ Vs. Vanderbilt	L	2-8
6/2	\$ Vs. Sacred Heart	W	13-4
6/3	\$ at #16 NC State	L	5-17

* CAA
 @ Hughes Bros. Challenge
 % CAA Tournament (Harrisonburg, Va.)
 \$ NCAA Regional (Raleigh, N.C.)

HISTORY: GAME-BY-GAME RESULTS

2013 (38-23)
CAA: 18-8, 1st
Home: 25-9 | Away: 12-10 | Neutral: 1-4

2/15 @ #31 Kent State	W	7-6 (10)
2/16 @ Virginia Tech	L	0-9
2/17 @ #31 Kent State	W	13-8
@ Virginia Tech	L	2-7
2/20 at Charleston Southern	L	6-7
2/22 Lehigh	W	15-0
2/24 Lehigh	L	1-4
Lehigh	W	6-1
3/1 # Stony Brook	W	3-2 (10)
3/2 # San Diego	L	0-2 (10)
3/3 # Gardner-Webb	W	7-6 (11)
3/5 at Col. Of Charleston	L	5-6
3/8 VCU	W	9-3
3/9 VCU	W	7-2
3/10 VCU	W	3-2
3/12 Elon	W	7-3
3/15 * at James Madison	L	5-17
3/16 * at James Madison	W	9-1
3/19 East Carolina	W	10-3
3/20 Charleston Southern	W	10-3
3/22 * Georgia State	W	9-0
* Georgia State	W	12-1
3/23 * Georgia State	W	12-11
3/27 #27 NC State	L	6-10
3/29 * at Old Dominion	W	1-0
3/30 * at Old Dominion	W	6-3
3/31 * at Old Dominion	W	8-1
4/2 Col. Of Charleston	W	7-2
4/3 #1 North Carolina	L	0-10
4/5 at Davidson	L	1-2
4/6 Davidson	W	15-2
4/7 Davidson	W	4-1
4/10 at Elon	W	8-5
4/13 * Delaware	W	4-2
* Delaware	W	3-2
4/14 * Delaware	L	7-11
4/16 at East Carolina	W	7-2
4/19 * at George Mason	W	4-2
4/20 * at George Mason	W	8-3
4/21 * at George Mason	W	10-2
4/23 at #1 North Carolina	W	9-8
4/26 * at Towson	W	10-5
4/27 * at Towson	L	5-9
4/28 * at Towson	L	5-8
5/3 * Northeastern	W	7-6
5/4 * Northeastern	L	0-1
5/5 * Northeastern	W	9-5
5/7 at #5 NC State	L	2-7
5/9 * William & Mary	W	7-2
5/10 * William & Mary	L	1-5
5/11 * William & Mary	W	11-4
5/14 at Coastal Carolina	L	3-15
5/17 * at Hofstra	L	0-1
* at Hofstra	L	1-5
5/18 * at Hofstra	W	12-10 (10)
5/23 % Vs. Towson	L	10-13
5/24 % Vs. Northeastern	L	4-5 (11)
5/31 ^ Vs. Elon	L	7-10
6/1 ^ Vs. Army	W	9-5
6/2 ^ Vs. Elon	L	4-6

* CAA

@ Battle at the Beach

Hughes Bros. Challenge

% CAA Tournament (Harrisonburg, Va.)

^ NCAA Regional (Charlottesville, Va.)

2014 (30-27)
CAA: 10-9, 3rd
Home: 20-13 | Away: 9-14 | Neutral: 1-0

2/14 @ VMI!	W	5-3
2/15 @ Kentucky!	L	4-10
2/16 @ #1 Virginia!	L	2-7
2/22 ! Liberty	L	6-14
2/22 ! Ohio	W	6-3
2/23 ! Ohio	W	9-1
2/23 ! Liberty	W	11-0
2/25 at Elon	L	2-3
2/27 \$ at San Diego	L	2-5
3/2 \$ vs. Baylor	W	5-3
3/4 at Pepperdine	L	1-2
3/8 VCU	W	4-2
3/9 VCU	L	8-14
3/9 VCU	L	2-4
3/12 UNCG	W	5-2
3/14 Indiana State	W	3-2
3/15 Indiana State	L	5-11
3/15 Indiana State	L	1-6
3/19 at Coastal Carolina	W	7-3
3/21 West Virginia	W	2-1
3/22 * West Virginia	L	3-9
3/23 West Virginia	W	13-10
3/26 #18 NC State	L	2-11
3/28 * at James Madison	L	5-6
3/29 * at James Madison	W	6-4
4/1 at #30 North Carolina	L	4-9
4/2 Coastal Carolina	W	5-4
4/4 * at William & Mary	W	8-2
4/5 * at William & Mary	L	2-14
4/6 * at William & Mary	L	2-10
4/8 Campbell	W	3-0
4/9 at NC Central	W	9-0
4/11 * Hofstra	W	9-2
4/12 * Hofstra	L	5-11
4/13 * Hofstra	L	1-3
4/16 at East Carolina	L	5-8
4/18 * Towson	W	11-2
4/20 * Towson	W	11-8
4/22 Elon	W	10-7
4/23 at NC State	L	2-10
4/25 * at Delaware	W	5-1
4/26 * at Delaware	L	3-7
4/27 * at Delaware	L	3-4
5/2 * Col. of Charleston	W	5-0
5/3 * Col. of Charleston	W	3-2
5/4 * Col. of Charleston	L	4-7
5/8 at The Citadel	L	0-1
5/9 at The Citadel	W	2-0
5/11 The Citadel	W	9-3
5/15 * at Northeastern	W	3-1
5/16 * at Northeastern	W	3-2
5/17 * at Northeastern	L	3-5
5/21 % James Madison	W	11-10
5/22 % Col. of Charleston	L	4-7
5/23 % Delaware	W	5-3
5/23 % William & Mary	L	6-12

*CAA

! Hughes Bros. Challenge

@ Battle at the Beach

% CAA Tournament (Wilmington, N.C.)

2015 (41-18)
CAA: 16-8, 2nd
Home: 28-6 | Away: 10-12 | Neutral: 3-0

2/13 @ Richmond	W	7-2
2/14 @ #31 Ball State	W	4-2
2/18 @ Wake Forest	W	10-3
2/21 ! Western Carolina	W	6-4
2/21 ! George Mason	W	12-8
2/22 ! Wake Forest	W	8-4
2/27 at #16 Florida State	L	3-4
2/28 at #16 Florida State	L	3-5
3/1 at #16 Florida State	L	8-9
3/4 NC Central	W	9-3
3/7 #12 Maryland	W	8-6
3/7 #12 Maryland	W	11-7
3/8 #12 Maryland	L	9-11
3/10 Toledo	W	7-3
3/13 UNCG	L	4-10
3/15 Columbia	W	8-6
3/16 Columbia	W	10-5
3/18 #27 Campbell	L	7-13
3/20 * Northeastern	W	10-5
3/21 * Northeastern	W	4-3
3/22 * Northeastern	W	15-1
3/24 East Carolina	W	4-2
3/27 * at Towson	W	6-5 (10)
3/28 * at Towson	W	4-3 (11)
3/31 Tulane	L	4-8
4/2 UNC Asheville	W	17-5
4/3 UNC Asheville	W	4-3
4/4 UNC Asheville	W	3-2
4/7 at NC Central	W	3-2
4/10 * William & Mary	W	10-1
4/11 * William & Mary	W	5-1
4/12 * William & Mary	W	6-5
4/17 * at Hofstra	W	8-7
4/18 * at Hofstra	W	8-6
4/19 * at Hofstra	W	5-3
4/23 #23 North Carolina	L	5-6 (12)
4/24 * at Elon	L	3-14
4/26 * at Elon	L	3-9
4/26 * at Elon	W	14-6
4/28 #25 Coastal Carolina	L	2-5
4/29 at Campbell	W	9-4
5/1 * Delaware	W	4-3
5/2 * Delaware	W	15-3
5/3 * Delaware	W	12-2
5/8 * at #18 Col. of Charleston L	4-13	
5/9 * at #18 Col. of Charleston L	4-5	
5/10 * at #18 Col. of Charleston L	7-11	
5/12 at North Carolina	L	2-7
5/14 * James Madison	W	8-7
5/15 * James Madison	W	14-4
5/16 * James Madison	W	5-1
5/21 % Vs. Northeastern	W	16-7
5/22 % at #13 Col. of Charleston W	4-3	
5/23 % at #13 Col. of Charleston W	7-6	
5/29 \$ Vs. Tulane	W	10-1
5/30 \$ at #1 LSU	L	0-2
5/31 \$ Vs. Tulane	W	8-2
6/1 \$ at #1 LSU	L	0-2

* CAA

! Battle at the Beach

% CAA Tournament (Charleston, S.C.)

\$ NCAA Baton Rouge Regional

2016 (41-19)
CAA: 16-6, 1st
Home: 29-3 | Away: 9-14 | Neutral: 3-2

2/19 @ Western Carolina	W	15-2
2/20 @ St. John's	W	16-1
2/21 @ Richmond	W	12-9
2/26 ! South Dakota State	W	15-5
2/27 ! Eastern Kentucky	W	10-7
2/28 ! VCU	W	11-4
3/2 at #8 NC State	L	2-5
3/5 Penn State	W	5-1
3/6 Penn State	W	11-2
3/7 Penn State	L	4-5
3/9 UNCG	W	8-4
3/11 at North Florida	L	2-3 (11)
3/12 at North Florida	L	1-13
3/13 at North Florida	L	11-12
3/16 Coastal Carolina	L	4-6
3/18 Iona	W	11-1
3/19 Iona	W	11-4
3/20 Iona	W	19-7
3/22 #15 NC State	W	6-4
3/25 * Elon	W	10-4
3/26 * Elon	W	12-3
3/29 at #19 East Carolina	L	6-9
4/1 * at Northeastern	L	4-9
4/2 * at Northeastern	L	0-3
4/6 at Campbell	W	11-4
4/8 * at William & Mary	W	2-1
4/9 * at William & Mary	W	7-4
4/10 * at William & Mary	W	6-1
4/13 at High Point	W	5-1
4/15 East Tennessee St.	W	15-5
4/16 East Tennessee St.	W	17-7
4/17 East Tennessee St.	W	16-11
4/19 Campbell	W	14-7
4/22 * Towson	W	7-2
4/23 * Towson	W	6-2
4/24 * Towson	W	11-4
4/26 at #19 North Carolina	L	9-10
4/27 High Point	W	11-6
4/29 * Hofstra	W	6-5
4/30 * Hofstra	W	10-5
5/1 * Hofstra	W	18-4
5/6 * Col. of Charleston	W	8-3
5/7 * Col. of Charleston	W	9-5
5/8 * Col. of Charleston	L	5-8 (10)
5/11 #20 North Carolina	W	6-2
5/13 * at James Madison	W	5-3
5/14 * at James Madison	L	6-8
5/15 * at James Madison	L	7-11
5/17 at #20 Coastal Carolina	L	1-4
5/19 * at Delaware	W	12-2
5/20 * at Delaware	L	7-11
* at Delaware	W	6-2
5/26 % Vs. James Madison	W	5-4 (10)
5/27 % at Col. of Charleston	W	6-1
5/28 % Vs. William & Mary	L	8-9
5/29 % Vs. William & Mary	L	9-14
6/3 \$ Vs. Duke	W	12-2
6/4 \$ Vs. Rhode Island	W	11-7
6/5 \$ at #10 South Carolina	L	1-10
6/7 \$ at #10 South Carolina	L	5-10

* CAA

@ Battle at the Beach

! Hughes Bros. Challenge

% CAA Tournament (Charleston, S.C.)

\$ NCAA Columbia Regional

2017 (30-29)
CAA: 16-8, 2nd
Home: 23-13 | Away: 7-16

2/17 @ George Mason	W	12-8
2/18 @ VMI	W	4-3
2/19 @ Appalachian State	W	6-5
2/24 at #8 Ole Miss	L	2-7
2/25 at #8 Ole Miss	L	4-8
2/26 at #8 Ole Miss	L	6-9
3/1 #18 Coastal Carolina	L	1-4
3/3 Florida Gulf Coast	L	3-5
3/4 Florida Gulf Coast	L	1-5
3/5 Florida Gulf Coast	L	1-10
3/8 #20 NC State	L	5-8
3/10 Longwood	W	7-3
3/11 Longwood	L	3-5
3/17 VCU	W	5-4
3/18 VCU	W	10-4
3/19 VCU	W	10-1
3/21 Maryland	W	10-7
3/22 Maryland	L	6-10
3/24 * William & Mary	W	11-1
3/25 * William & Mary	W	6-5
3/26 * William & Mary	L	9-10
3/29 at Coastal Carolina	L	2-13
3/31 * at Col. of Charleston	L	7-8
4/1 * at Col. of Charleston	L	0-2
4/2 * at Col. of Charleston	L	6-7
4/4 Campbell	L	2-4
4/7 NC Central	W	3-0
4/8 at NC Central	L	6-8
4/9 at NC Central	W	16-8
4/11 at East Carolina	L	2-10
4/14 * James Madison	W	6-2
4/15 * James Madison	W	7-5
4/16 * James Madison	W	4-1
4/18 East Carolina	L	5-9
4/21 * at Hofstra	W	7-4
4/22 * at Hofstra	L	3-6
4/23 * at Hofstra	W	20-7
4/25 at Campbell	L	5-12
4/26 High Point	W	7-3
4/28 * Delaware	W	16-5
4/29 * Delaware	L	2-5
4/30 * Delaware	W	5-0
5/5 * Northeastern	W	4-3 (12)
5/6 * Northeastern	W	11-4
5/7 * Northeastern	W	7-4
5/9 at #29 Coastal Carolina	L	6-13
5/10 at NC State	L	3-6
5/12 * at Elon	W	6-5
5/13 * at Elon	W	3-2
5/14 * at Elon	L	3-5
5/16 at #2 North Carolina	L	2-7
5/18 * at Towson	W	8-0
5/19 * at Towson	W	7-6
5/20 * at Towson	L	2-4
5/25 % William & Mary	W	6-2
5/26 % Delaware	L	8-14
5/27 % Northeastern	W	10-1
5/27 % Delaware	L	3-10
* CAA		
@ Hughes Bros Challenge		
% CAA Tournament (Wilmington, N.C.)		

2018 (39-23)
CAA: 14-9, 4th
Home: 21-13 | Away: 13-8 | Neutral: 5-2

2/16 @ Eastern Kentucky	W	5-4
2/17 @ Butler	L	2-6
2/18 @ Lehigh	W	5-4
2/20 at #6 North Carolina	W	5-4
2/23 Appalachian State	W	2-0
2/24 Appalachian State	L	2-6
2/25 Appalachian State	W	2-1 (10)
2/28 at Coastal Carolina	L	5-10
3/2 Princeton	W	11-1
3/3 Princeton	W	8-5
3/8 Princeton	W	7-5
3/4 Princeton	W	9-8
3/9 at Arizona State	L	4-9
3/10 at Arizona State	W	9-0
3/11 at Arizona State	W	3-1
3/13 Ohio State	L	3-8
3/14 Ohio State	L	1-8
3/16 Quinnipiac	W	19-0
3/17 Quinnipiac	W	6-3
3/18 Quinnipiac	W	12-3
3/23 * Hofstra	L	3-5
3/24 * Hofstra	W	5-3
* Hofstra	W	6-2
3/27 at Campbell	W	8-3
3/30 * at William & Mary	L	3-7
3/31 * at William & Mary	W	3-2
4/1 * at William & Mary	W	7-2
4/3 at #11 East Carolina	L	4-6
4/6 Wofford	L	1-13
4/8 Wofford	L	4-5
4/8 Wofford	W	4-3
4/11 #4 NC State	L	3-8
4/13 * at Delaware	L	3-5
4/14 * at Delaware	L	1-5
4/15 * at Delaware	W	10-9
4/18 #20 Coastal Carolina	W	2-1 (13)
4/20 * Towson	W	5-2
4/21 * Towson	L	3-14
4/22 * Towson	W	5-1
4/25 Campbell	W	14-4
4/27 * Elon	W	6-5
4/28 * Elon	L	2-6
4/29 * Elon	L	0-4
5/4 * at James Madison	W	5-4
5/5 * at James Madison	W	7-6
5/6 * at James Madison	W	5-2
5/9 #10 East Carolina	L	4-5
5/11 * at Northeastern	W	7-6 (10)
* at Northeastern	L	4-7
5/13 * at Northeastern	W	6-4
5/15 #7 North Carolina	W	4-2
5/17 * Col. of Charleston	W	6-5
5/18 * Col. of Charleston	L	5-6
5/23 % Vs. Delaware	W	2-1
5/24 % Vs. Northeastern	W	9-2
5/25 % Vs. Elon	W	11-3
5/26 % Vs. Northeastern	L	2-3
% Vs. Northeastern	W	7-4
6/1 \$ at #12 East Carolina	L	7-16
6/2 \$ Vs. Ohio State	W	4-3 (13)
6/3 \$ at #12 East Carolina	W	9-7
6/4 \$ Vs. South Carolina	L	4-8
* CAA		
@ Hughes Bros Challenge		
% CAA Tournament (Harrisonburg, Va.)		
\$ NCAA Greenville Regional		

2019 (32-31)
CAA: 12-12, T-3rd
Home: 17-16 | Away: 11-13 | Neutral: 4-2

2/15 St. Joseph's	L	2-4
VMI	W	5-2
2/16 St. Joseph's	W	10-8
2/17 VMI	W	5-3
2/19 #19 Coastal Carolina	L	5-10
2/22 @ Indiana St.	L	0-1
2/23 @ Iona	W	11-4
2/24 @ Marshall	L	0-1
2/26 at #4 North Carolina	L	3-4
3/2 Valparaiso	W	10-8
Valparaiso	W	4-3
3/3 Valparaiso	L	8-10
3/6 Toledo	L	3-5
3/7 Toledo	W	13-5
3/9 Siena	W	7-2
Siena	W	10-3
3/10 Siena	W	2-1
3/13 #10 North Carolina	L	4-11
3/15 at Memphis	W	15-6
3/16 at Memphis	L	8-10
3/17 at Memphis	L	4-7
3/22 at Towson*	W	3-1
3/23 at Towson*	W	8-4
3/24 at Towson*	W	11-6
3/26 #12 Coastal Carolina	W	5-4
3/27 at #12 Coastal Carolina	L	2-9
3/29 William & Mary*	L	2-3
3/30 William & Mary*	L	1-8
3/31 William & Mary*	L	2-3
4/5 at Kennesaw State	W	5-2
4/6 at Kennesaw State	L	8-9
4/7 at Kennesaw State	W	12-4
4/9 #8 East Carolina	L	1-9
4/10 at Campbell	W	5-1
4/12 Northeastern*	W	7-4
4/13 Northeastern*	W	4-3
4/14 Northeastern	L	4-5 (12)
4/16 #7 NC State	L	7-14
4/19 at Hofstra*	L	3-7
4/20 at Hofstra*	L	4-6
4/21 at Hofstra*	L	8-9
4/23 at #11 East Carolina	L	5-8
4/24 Campbell	W	3-1
4/26 at Col. of Charleston*	W	6-5
4/27 at Col. of Charleston*	W	14-4
4/28 at Col. of Charleston*	L	3-10
4/30 at #19 NC State	L	3-11
5/3 Delaware*	L	5-7
5/4 Delaware*	L	5-9
Delaware*	W	10-2
5/10 at Elon*	W	7-5
5/12 at Elon*	W	2-1 (7)
at Elon*	L	1-2 (11)
5/16 James Madison*	L	0-2
5/17 James Madison*	W	7-4
5/18 James Madison*	W	4-0
5/22 % Vs. Northeastern	W	8-6 (11)
5/23 % Vs. Elon	W	8-3
5/24 % Vs. William & Mary	W	5-1
5/25 % Vs. Elon	L	1-4
5/26 % Vs. Elon	W	6-5 (10)
5/31 \$ at #14 North Carolina	L	6-7
6/1 \$ Vs. #25 Tennessee	L	3-10
* CAA		
@ Hughes Bros Challenge		
% CAA Tournament (Harrisonburg, Va.)		
\$ NCAA Chapel Hill Regional		

2020 (11-5)
CAA: No season
Home: 8-3 | Away: 3-2

2/14 Dayton	W	10-9
2/15 Bryant	W	3-2
2/26 Dayton	L	2-9
Bryant	W	4-2
2/19 at Coastal Carolina	L	3-4
2/22 @ Bowling Green	W	5-2
@ Marshall	W	8-1
2/23 @ Marshall	W	8-6
2/25 at #8 NC State	L	0-11
2/28 at Kentucky	W	8-0
2/29 at Kentucky	W	3-0
3/1 at Kentucky	W	7-4
3/6 Memphis	L	0-4
3/7 Memphis	L	1-6
3/8 Memphis	W	4-3
3/11 #19 East Carolina	W	5-2
3/12 season cancelled due to Covid-19		
@ Hughes Bros. Challenge		

HISTORY: GAME-BY-GAME RESULTS / RANKINGS

2021 (32-22)
CAA: 13-8
Home: 27-9 | Away: 5-13
2022 (31-24)
CAA: 15-9
Home: 22-11 | Away: 9-12 | Neutral: 0-1
2023 (34-23)
CAA: 20-8
Home: 20-11 | Away: 11-11 | Neutral: 3-1

2/20 VCU	W	5-4	2/18 @ Middle Tennessee State	W	6-4	2/17 Ohio%	W	14-10
2/21 VCU	W	4-1	2/19 @ St. John's	W	12-6	2/18 Navy%	W	8-0
VCU	W	9-5	2/20 @ St. John's	W	6-5	2/19 #19 Virginia%	L	0-7
2/26 Western Carolina	L	2-8	2/20 @ Middle Tennessee State	W	8-4	2/24 Iona&	W	11-3
2/27 Western Carolina	W	8-6	2/25 \$ #25 Ball State	W	2-0	2/25 Georgetown&	L	0-11
2/28 Western Carolina	W	10-6	2/26 \$ Rutgers	L	5-12	Iona&	L	9-13
3/4 Cincinnati	W	14-10	\$ Rutgers	L	0-2	2/26 Georgetown&	W	9-3
3/5 Cincinnati	L	4-7	3/2 Coastal Carolina	W	9-4	2/28 at #3 Wake Forest	L	6-8
3/6 Cincinnati	L	4-5	3/4 at Appalachian State	L	2-4	3/3 Columbia	L	0-15
3/7 Cincinnati	W	9-8	3/5 at Appalachian State	L	11-12	3/4 Columbia	L	12-15
3/12 Appalachian State	W	6-1	3/6 at Appalachian State	W	12-3	Columbia	W	15-9
3/13 Appalachian State	W	4-1	3/8 at Campbell	L	8-9	3/5 Columbia	W	13-9
3/14 Appalachian State	W	7-1	3/11 Kennesaw State	L	3-4	3/8 Vs. Charlotte\$	W	11-9
3/17 #7 East Carolina	W	10-2	3/13 Kennesaw State	W	3-0	3/10 Monmouth*	W	3-1
3/20 at William & Mary*	L	4-5	Kennesaw State	W	2-1	3/11 Monmouth*	W	18-5
at William & Mary*	L	6-7	3/17 Ohio State	W	12-4	Monmouth*	L	4-7
3/21 at William & Mary*	W	4-1	3/18 Ohio State	L	7-9	3/14 #11 East Carolina	W	8-5
3/23 NC State	L	3-5	3/19 Ohio State	W	2-0	3/17 at Towson*	W	12-6
3/26 at Col. of Charleston*	W	6-1	3/20 Ohio State	W	7-2	3/18 at Towson*	W	10-5
3/27 at Col. of Charleston*	L	8-11	3/22 East Carolina	L	1-3	3/19 at Towson*	W	12-2
3/28 at Col. of Charleston*	L	9-10	3/25 at William & Mary*	L	5-13	3/21 #24 NC State	L	8-11 (10)
4/2 Elon*	W	6-4	3/26 at William & Mary*	W	10-0	3/24 at Stony Brook*	W	7-2
4/3 Elon*	L	4-5 (10)	3/27 at William & Mary*	L	7-8	at Stony Brook*	L	4-7
4/4 Elon*	W	8-2	3/29 at #19 North Carolina	L	4-6	3/26 at Stony Brook*	W	9-3
4/10 at #13 Oklahoma State	L	6-7	4/1 VMI	W	18-1	3/28 at #8 East Carolina	W	9-3
at #13 Oklahoma State	L	3-10	4/2 VMI	W	9-6	3/31 North Carolina A&T*	W	13-3
4/11 at #13 Oklahoma State	L	4-10	4/3 VMI	W	6-1	4/1 North Carolina A&T*	L	3-4
4/14 Coastal Carolina	L	2-8	4/8 Hofstra*	W	3-1	4/2 North Carolina A&T*	W	8-4
4/16 UNCA	W	8-0	4/9 Hofstra*	W	11-0	4/9 at Elon*	L	1-3
4/17 UNCA	W	3-2	4/10 Hofstra*	L	2-5	at Elon*	W	7-6
4/18 UNCA	W	4-3	4/12 at NC State	L	6-7	4/11 at NC State	L	3-12
4/23 at Elon*	L	1-2(10)	4/15 Towson*	W	8-7	4/14 at #23 TCU	W	14-6
4/25 at Elon*	L	6-7(12)	4/16 Towson*	W	11-5	4/15 at #23 TCU	L	5-17
at Elon*	W	6-5	4/17 Towson*	W	8-6	4/16 at #23 TCU	W	12-6
4/27 at Coastal Carolina	W	11-1	4/19 at East Carolina	L	2-8	4/18 Campbell	L	2-6
4/28 Coastal Carolina	W	7-6	4/22 at Delaware*	W	6-5 (11)	4/21 Delaware*	W	7-3
4/30 William & Mary*	L	3-5	4/23 at Delaware*	L	2-3	4/22 Delaware*	W	2-1
5/1 William & Mary*	W	11-0	4/24 at Delaware*	W	11-8	4/23 Delaware*	W	12-4
5/2 William & Mary*	W	1-0	4/26 Campbell	L	4-13	4/25 at #25 North Carolina	L	2-18
5/7 James Madison*	W	5-3	4/29 Elon*	L	1-2 (10)	4/28 at Hofstra*	L	8-9
5/8 James Madison*	W	12-5	4/30 Elon*	W	16-7	at Hofstra*	W	6-3
5/9 James Madison*	W	5-1	5/1 Elon*	L	1-3	5/5 #25 Northeastern*	L	2-8
5/11 at NC State	L	1-9	5/3 at Coastal Carolina	L	1-16	5/6 #25 Northeastern*	W	7-2
5/14 Col. of Charleston*	W	7-2	5/6 Col. of Charleston*	W	4-3	5/7 #25 Northeastern	W	4-2
5/15 Col. of Charleston*	W	7-6	5/7 Col. of Charleston*	L	3-10	5/9 at #8 Campbell	L	5-24
5/16 Col. of Charleston*	W	8-4	5/8 Col. of Charleston*	L	2-7	5/12 at Col. of Charleston*	L	3-4
5/18 at North Carolina	L	9-14	5/10 NC State	W	13-11	5/13 at Col. of Charleston*	W	9-3
5/20 at #16 Charlotte	W	6-2	5/13 at Northeastern*	W	9-2	5/14 at Col. of Charleston*	L	7-8
5/21 at #16 Charlotte	L	5-6	5/14 at Northeastern*	W	5-4	5/16 #1 Wake Forest	L	0-4
5/22 at #16 Charlotte	L	14-15	5/15 at Northeastern*	W	7-4	5/18 William & Mary*	W	16-13
5/27 % Elon	W	2-0	5/19 at James Madison*	W	7-4 (10)	5/19 William & Mary*	W	6-0
5/28 % Northeastern	W	8-4	5/20 at James Madison*	L	6-15	5/20 William & Mary*	W	6-3
5/29 % Northeastern	L	5-7 (10)	5/21 at James Madison*	W	9-2	5/25 Vs. Delaware@	W	3-0
5/30 % Northeastern	L	10-11 (10)	5/26 Vs. Hofstra#!	L	3-4 (10)	5/26 Vs. Northeastern@	W	6-5 (10)
* CAA			5/27 at Elon#	L	3-13	5/28 Vs. Northeastern@	W	5-4
% CAA Tournament (Wilmington, N.C.)						6/2 Vs. #24 Duke\$\$	L	3-12
						6/3 at #8 Coastal Carolina	L	2-12

* CAA
CAA Tournament (Elon, N.C.)
@ Hughes Bros. Invitational
\$ Carolinas Coastline Classic
! played at UNCG

% Hughes Bros. Challenge (Wilmington, N.C.)
& Carolinas Coastline Classic (Wilmington, N.C.)
\$ Atrium Health Ballpark(Kannapolis, N.C.)
\$\$ NCAA Conway Regional (Conway, S.C.)
@ CAA Tournament (Mt. Pleasant, N.C.)

HISTORY: ALL-TIME VS RANKED OPPONENTS



Date	Opponent	Result	Date	Opponent	Result	Date	Opponent	Result
April 11, 2000	at #14 North Carolina	L, 6-1	Apr. 1, 2009	#19 Coastal Carolina	L, 3-2	Apr. 18, 2018	#20 Coastal Carolina	W, 2-1 (13)
Mar. 23, 2001	#30 VCU	L, 6-3	Apr. 8, 2009	#14 East Carolina	W, 8-3	May 9, 2018	#10 East Carolina	L, 5-4
Mar. 24, 2001	#30 VCU	L, 8-1	Apr. 21, 2009	at #1 North Carolina	L, 7-5	May 15, 2018	#7 North Carolina	W, 4-2
Mar. 25, 2001	#30 VCU	W, 9-1	May 8, 2009	at #19 Clemson	L, 13-2	June 1, 2018	at #12 East Carolina (NCAA)	L, 16-7
May 10, 2001	#9 East Carolina	L, 3-0	May 9, 2009	at #19 Clemson	L, 11-3	June 3, 2018	at #12 East Carolina (NCAA)	W, 9-7
May 11, 2001	#9 East Carolina	L, 11-0	May 10, 2009	at #19 Clemson	W, 4-3	Feb. 19, 2019	#19 Coastal Carolina	L, 10-5
May 12, 2001	#9 East Carolina	W, 1-0	May 12, 2009	#20 East Carolina	L, 12-5	Feb. 26, 2019	at #4 North Carolina	L, 4-3
April 16, 2002	at #12 NC State	L, 2-8	May 22, 2009	#27 George Mason (CAA)	W, 5-3	Mar. 13, 2019	#10 North Carolina	L, 11-4
May 1, 2002	at #12 East Carolina	L, 3-1	Mar. 31, 2010	at #23 East Carolina	W, 15-13	Mar. 26, 2019	#12 Coastal Carolina	W, 5-4
May 10, 2002	at #25 James Madison	L, 19-4	Apr. 6, 2010	at #13 Coastal Carolina	L, 20-1	Apr. 9, 2019	#8 East Carolina	L, 9-1
May 11, 2002	at #25 James Madison	L, 5-4	Apr. 21, 2010	#8 Coastal Carolina	L, 8-4	Apr. 16, 2019	#7 NC State	L, 14-7
May 12, 2002	at #25 James Madison	L, 6-3	Feb. 22, 2011	at #19 Col. of Charleston	L, 5-4 (12)	Apr. 23, 2019	at #11 East Carolina	L, 8-5
May 15, 2002	#24 East Carolina	W, 4-3	Mar. 22, 2011	at #12 North Carolina	L, 14-2	Apr. 30, 2019	#19 NC State	L, 11-3
April 22, 2003	at #6 NC State	L, 5-4	May 10, 2011	#9 North Carolina	L, 11-5	Apr. 30, 2019	at #14 North Carolina (NCAA)	L, 7-6
May 30, 2003	Vs. #22 Tulane (NCAA)	L, 8-3	Feb. 24, 2012	at #20 Ole Miss	L, 2-0	June 1, 2019	Vs. #25 Tennessee (NCAA)	L, 10-3
May 31, 2003	Vs. #22 Tulane (NCAA)	W, 9-8 (10)	Feb. 25, 2012	at #20 Ole Miss	L, 6-4	Feb. 25, 2020	at #8 NC State	L, 11-0
June 1, 2003	at #7 LSU (NCAA)	L, 9-8 (11)	Feb. 26, 2012	at #20 Ole Miss	L, 10-5	Mar. 11, 2020	#19 East Carolina	W, 5-2
Feb. 18, 2004	at #7 South Carolina	L, 7-4	Apr. 17, 2012	at #24 East Carolina	W, 10-1	Mar. 17, 2021	#7 East Carolina	W, 10-2
Feb. 19, 2004	at #7 South Carolina	L, 20-3	at #7 North Carolina	L, 4-2	Apr. 10, 2021	at #13 Okla. State	L, 7-6	
Feb. 20, 2004	at # South Carolina	L, 12-0	vs. #30 Vanderbilt (NCAA)	L, 8-2	Apr. 10, 2021	at #13 Okla. State	L, 10-3	
Mar. 23, 2004	#23 NC State	W, 1-0	at #16 NC State (NCAA)	L, 17-5	Apr. 11, 2021	at #13 Okla. State	L, 10-4	
May 4, 2004	at #5 East Carolina	W, 15-5	#31 Kent State	W, 7-6 (10)	May 20, 2021	at #16 Charlotte	W, 6-2	
May 11, 2004	#5 East Carolina	L, 3-0	#31 Kent State	W, 13-8	May 21, 2021	at #16 Charlotte	L, 6-5	
June 6, 2004	Vs. #6 East Carolina (NCAA)	L, 11-4	#27 NC State	L, 10-6	May 22, 2021	at #16 Charlotte	L, 15-14	
June 7, 2004	Vs. #6 East Carolina (NCAA)	L, 7-0	#1 North Carolina	L, 10-0	Feb. 25, 2022	#25 Ball State	W, 2-0	
Feb. 11, 2005	#27 Virginia	W, 5-2	at #1 North Carolina	W, 9-8	Mar. 29, 2022	at #19 North Carolina	L, 6-4	
Feb. 12, 2005	#27 Virginia	L, 2-0	at #5 NC State	L, 7-2	Feb. 19, 2023	#19 Virginia	L, 7-0	
Feb. 13, 2005	#27 Virginia	L, 7-4	#1 Virginia	L, 7-2	Feb. 28, 2023	at #3 Wake Forest	L, 8-6	
Feb. 22, 2005	at #12 North Carolina	L, 5-3	#18 NC State	L, 11-2	Mar. 14, 2023	#11 East Carolina	W, 8-5	
Apr. 7, 2005	#7 North Carolina	L, 11-8	#31 Ball State	W, 4-2	Mar. 21, 2023	#24 NC State	L, 11-8 (10)	
Feb. 26, 2006	Vs. #18 NC State	L, 9-8	at #16 Florida State	L, 4-3	Mar. 28, 2023	at #8 East Carolina	W, 9-3	
May 10, 2006	#16 NC State	W, 5-3	at #16 Florida State	L, 5-3	Apr. 14, 2023	at #23 TCU	W, 14-6	
May 12, 2006	#24 Old Dominion	W, 4-0	at #16 Florida State	L, 9-8	Apr. 15, 2023	at #23 TCU	L, 17-5	
May 13, 2006	#24 Old Dominion	L, 6-5	#12 Maryland	W, 8-6	Apr. 16, 2023	at #23 TCU	W, 12-6	
May 14, 2006	#24 Old Dominion	W, 8-6	#12 Maryland	W, 11-7	Apr. 26, 2023	at #25 North Carolina	L, 2-6	
June 2, 2006	Vs. #24 Winthrop (NCAA)	L, 14-2	#12 Maryland	L, 11-9	May 5, 2023	#25 Northeastern	L, 8-2	
June 4, 2006	Vs. #24 Winthrop (NCAA)	L, 5-3	#27 Campbell	L, 13-7	May 6, 2023	#25 Northeastern	W, 7-2	
Feb. 10, 2007	#30 Oklahoma	L, 10-5	#23 North Carolina	L, 6-5 (12)	May 7, 2023	#25 Northeastern	W, 4-2	
Feb. 11, 2007	#4 South Carolina	L, 9-8 (11)	#25 Coastal Carolina	L, 5-2	May 9, 2023	at #8 Campbell	L, 24-5	
Feb. 21, 2007	#1 North Carolina	L, 6-5	at #18 Col. of Charleston	L, 13-4	May 16, 2023	#1 Wake Forest	L, 4-0	
Feb. 24, 2007	Vs. #12 TCU (Myrtle Beach, S.C.)	W, 10-5	at #18 Col. of Charleston	L, 5-4	June 2, 2023	Vs. #24 Duke (NCAA)	L, 12-3	
Feb. 27, 2007	at #20 NC State	L, 5-2	at #18 Col. of Charleston	L, 11-7	June 3, 2023	at #8 Coastal Carolina (NCAA)	L, 12-2	
Mar. 13, 2007	#15 Coastal Carolina	L, 7-6	at #13 Col. of Charleston (CAA)	W, 4-3				
Mar. 28, 2007	at #19 East Carolina	L, 11-10 (10)	at #13 Col. of Charleston (CAA)	W, 7-6				
Apr. 3, 2007	at #2 North Carolina	L, 14-2	at #13 Col. of Charleston (CAA)	L, 2-0				
Apr. 25, 2007	at #24 NC State	L, 6-1	at #13 Col. of Charleston (CAA)	L, 2-0				
Mar. 19, 2008	#18 Coastal Carolina	W, 5-2	at #8 NC State	L, 5-2				
Mar. 26, 2008	at #18 Coastal Carolina	W, 10-7	#15 NC State	W, 6-4				
Apr. 8, 2008	at #28 NC State	L, 12-5	at #19 East Carolina	L, 9-6				
Apr. 29, 2008	#30 East Carolina	L, 14-7	at #19 North Carolina	L, 10-9				
May 7, 2008	#17 NC State	W, 3-2 (11)	#20 North Carolina	W, 6-2				
May 13, 2008	at #30 East Carolina	L, 3-2	at #20 Coastal Carolina	L, 4-1				
May 30, 2008	Vs. #29 Elon (NCAA)	W, 5-2	at #10 South Carolina (NCAA)	L, 10-1				
May 31, 2008	at #2 North Carolina (NCAA)	L, 5-1	at #10 South Carolina (NCAA)	L, 10-5				
June 1, 2008	Vs. #29 Elon (NCAA)	W, 15-11	at #8 Ole Miss	L, 7-2				
June 1, 2008	at #2 North Carolina (NCAA)	L, 7-3	at #8 Ole Miss	L, 8-4				
Mar. 7, 2009	#17 Kent State	L, 5-2	at #8 Ole Miss	L, 8-6				
Mar. 8, 2009	#17 Kent State	W, 3-0	#18 Coastal Carolina	L, 4-1				
Date	Opponent	Result	at #20 NC State	L, 8-5				
Mar. 24, 2009	#5 North Carolina	L, 8-1	at #29 Coastal Carolina	L, 13-6				
Mar. 25, 2009	at #19 East Carolina	L, 3-0	at #3 North Carolina	L, 7-2				
Mar. 31, 2009	at #19 Coastal Carolina	L, 4-3	at #11 East Carolina	L, 6-4				
Date	Opponent	Result	Opponent	Result				
Apr. 11, 2018	#19 Coastal Carolina	L, 8-3	#4 NC State	L, 8-3				

All-time record: 46-121
 NCAA = Regional
 CAA = Championship tournament

HISTORY: ALL-TIME VS RANKED OPPONENTS BY RANK

Versus #1

Feb. 21, 2007	#1 North Carolina	L 6-5
Apr. 21, 2009	at #1 North Carolina	L, 7-5
Apr. 3, 2013	#1 North Carolina	L, 10-0
Apr. 23, 2013	at #1 North Carolina	W, 9-8
Feb. 16, 2014	#1 Virginia	L, 7-2
May 30, 2015	at #1 LSU (NCAA)	L, 2-0
June 1, 2015	at #1 LSU (NCAA)	L, 2-0
May 16, 2023	#1 Wake Forest	L, 4-0

Versus #2

Apr. 3, 2007	at #2 North Carolina	L, 14-2
May 31, 2008	at #2 North Carolina (NCAA)	L, 5-1
June 1, 2008	at #2 North Carolina (NCAA)	L, 7-3

Versus #3

May 16, 2017	at #3 North Carolina	L, 7-2
Feb. 28, 2023	at #3 Wake Forest	L, 8-6

Versus #4

Feb. 11, 2007	# 4 South Carolina	L, 9-8 (11)
Feb. 26, 2019	at #4 North Carolina	L, 4-3

Versus #5

May 4, 2004	at #5 East Carolina	W, 15-5
May 11, 2004	#5 East Carolina	L, 3-0
Mar. 24, 2009	#5 North Carolina	L, 8-1
May 7, 2013	at #5 NC State	L, 7-2

Versus #6

April 22, 2003	at #6 NC State	L, 5-4
June 6, 2004	Vs. #6 East Carolina (NCAA)	L, 11-4
June 7, 2004	Vs. #6 East Carolina (NCAA)	L, 7-0

Versus #7

June 1, 2003	at #7 LSU (NCAA)	L, 9-8 (11)
Feb. 18, 2004	at #7 South Carolina	L, 7-4
Feb. 19, 2004	at #7 South Carolina	L, 20-3
Feb. 20, 2004	at #7 South Carolina	L, 12-0
Apr. 7, 2005	#7 North Carolina	L, 11-8
May 8, 2012	at #7 North Carolina	L, 4-2
May 15, 2018	#7 North Carolina	W, 4-2
Apr. 16, 2019	#7 NC State	L, 14-7
Mar. 17, 2021	#7 East Carolina	W, 10-2

Versus #8

Apr. 21, 2010	#8 Coastal Carolina	L, 8-4
Mar. 2, 2016	at #8 NC State	L, 5-2
Feb. 24, 2017	at #8 Ole Mss	L, 7-2
Feb. 25, 2017	at #8 Ole Miss	L, 8-4
Feb. 26, 2017	at #8 Ole Miss	L, 8-6
Feb. 25, 2020	at #8 NC State	L, 11-0
Mar. 28, 2023	at #8 East Carolina	W, 9-3
May 9, 2023	at #8 Campbell	L, 24-5
June 3, 2023	at #8 Coastal Carolina (NCAA)	L, 12-2

Versus #9

May 10, 2001	#9 East Carolina	L, 3-0
May 11, 2001	#9 East Carolina	L, 11-0
May 12, 2001	#9 East Carolina	W, 1-0
May 10, 2011	#9 North Carolina	L, 11-5

Versus #10

June 5, 2016	at #10 South Carolina (NCAA)	L, 10-1
June 6, 2016	at #10 South Carolina (NCAA)	L, 10-5
May 9, 2018	#10 East Carolina	L, 5-4
Mar. 13, 2019	#10 North Carolina	L, 11-4

Versus #11

Apr. 3, 2018	at #11 East Carolina	L, 6-4
Apr. 23, 2019	at #11 East Carolina	L, 8-5
Mar. 14, 2023	#11 East Carolina	W, 8-5

Versus #12

April 16, 2002	at #12 NC State	L, 2-8
May 1, 2002	at #12 East Carolina	L, 3-1
Feb. 22, 2005	at #12 North Carolina	L, 5-3
Feb. 24, 2007	Vs. #12 TCU (Myrtle Beach, S.C.)	W, 10-5
Mar. 22, 2011	at #12 North Carolina	L, 14-2
Mar. 7, 2015	#12 Maryland	W, 8-6
Mar. 7, 2015	#12 Maryland	W, 11-7
Mar. 8, 2015	#12 Maryland	L, 11-9
June 1, 2018	at #12 East Carolina (NCAA)	L, 16-7
June 3, 2018	at #12 East Carolina (NCAA)	W, 9-7
Mar. 26, 2019	#12 Coastal Carolina	W, 5-4

Versus #13

Apr. 6, 2010	at #13 Coastal Carolina	L, 20-1
May 22, 2015	at #13 Col. of Charleston (CAA)	W, 4-3
May 23, 2015	at #13 Col. of Charleston (CAA)	W, 7-6
Apr. 10, 2021	at #13 Okla. State	L, 7-6
Apr. 10, 2021	at #13 Okla. State	L, 10-3
Apr. 11, 2021	at #13 Okla. State	L, 10-4

Versus #14

April 11, 2000	at #14 North Carolina	L, 6-1
Apr. 8, 2009	#14 East Carolina	W, 8-3
May 31, 2019	at #14 North Carolina (NCAA)	L, 7-6

Versus #15

Mar. 13, 2007	#15 Coastal Carolina	L, 7-6
Mar. 22, 2016	#15 NC State	W, 6-4

Versus #16

May 10, 2006	#16 NC State	W, 5-3
June 3, 2012	at #16 NC State (NCAA)	L, 17-5
Feb. 27, 2015	at #16 Florida State	L, 4-3
Feb. 28, 2015	at #16 Florida State	L, 5-3
Mar 1, 2015	at #16 Florida State	L, 9-8
May 20, 2021	at #16 Charlotte	W, 6-2
May 21, 2021	at #16 Charlotte	L, 6-5
May 22, 2021	at #16 Charlotte	L, 15-14

Versus #17

May 7, 2008	#17 NC State	W, 3-2 (11)
Mar. 7, 2009	#17 Kent State	L, 5-2
Mar. 8, 2009	#17 Kent State	W, 3-0

Versus #18

Feb. 26, 2006	Vs. #18 NC State	L, 9-8
Mar. 19, 2008	#18 Coastal Carolina	W, 5-2
Mar. 26, 2008	at #18 Coastal Carolina	W, 10-7
Mar. 26, 2014	#18 NC State	L, 11-2
May 8, 2015	at #18 Col. of Charleston	L, 13-4
May 9, 2015	at #18 Col. of Charleston	L, 5-4
May 10, 2015	at #18 Col. of Charleston	L, 11-7
Mar. 1, 2017	#18 Coastal Carolina	L, 4-1

Versus #19

Mar. 28, 2007	at #19 East Carolina	L, 11-10 (10)
Mar. 25, 2009	at #19 East Carolina	L, 3-0
Mar. 31, 2009	at #19 Coastal Carolina	L, 4-3
Apr. 1, 2009	#19 Coastal Carolina	L, 3-2
May 8, 2009	at #19 Clemson	L, 13-2
May 9, 2009	at #19 Clemson	L, 11-3
May 10, 2009	at #19 Clemson	W, 4-3
Feb. 22, 2011	at #19 Col. of Charleston	L, 5-4 (12)
Mar. 29, 2016	at #19 East Carolina	L, 9-6
Apr. 26, 2016	at #19 North Carolina	L, 10-9
Feb. 19, 2019	#19 Coastal Carolina	L, 10-5
Apr. 30, 2019	#19 NC State	L, 11-3
Mar. 11, 2020	#19 East Carolina	W, 5-2
Mar. 29, 2022	at #19 North Carolina	L, 6-4

Versus #20

Feb. 27, 2007	at #20 NC State	L, 5-2
May 12, 2009	#20 East Carolina	L, 12-5
Feb. 24, 2012	at #20 Ole Miss	L, 2-0
Feb. 25, 2012	at #20 Ole Miss	L, 6-4
Feb. 26, 2012	at #20 Ole miss	L, 10-5
May 11, 2016	#20 North Carolina	W, 6-2
May 17, 2016	at #20 Coastal Carolina	L, 4-1
Mar. 8, 2017	at #20 NC State	L, 8-5
Apr. 18, 2018	#20 Coastal Carolina	W, 2-1 (13)

Versus #22

May 30, 2003	Vs. #22 Tulane (NCAA)	L, 8-3
May 31, 2003	Vs. #22 Tulane (NCAA)	W, 9-8 (10)

Versus #23

Mar. 23, 2004	#23 NC State	W, 1-0
Mar. 31, 2010	at #23 East Carolina	W, 15-13
Apr. 23, 2015	#23 North Carolina	L, 6-5 (12)
Apr. 14, 2023	at #23 TCU	W, 14-6
Apr. 15, 2023	at #23 TCU	L, 17-5
Apr. 16, 2023	at #23 TCU	W, 12-6

Versus #24

May 15, 2002	#24 East Carolina	W, 4-3
May 12, 2006	#24 Old Dominion	W, 4-0
May 13, 2006	#24 Old Dominion	L, 6-5
May 14, 2006	#24 Old Dominion	W, 8-6
June 2, 2006	Vs. #24 Winthrop (NCAA)	L, 14-2
June 4, 2006	Vs. #24 Winthrop (NCAA)	L, 5-3
Apr. 25, 2007	at #24 NC State	L, 6-1
Apr. 17, 2012	at #24 East Carolina	W, 10-1
Mar. 21, 2023	#24 NC State	L, 11-8 (10)
June 2, 2023	Vs. #24 Duke (NCAA)	L, 12-3



Versus #25

May 10, 2002	at #25 James Madison	L, 19-4
May 11, 2002	at #25 James Madison	L, 5-4
May 12, 2002	at #25 James Madison	L, 6-3
Apr. 28, 2015	#25 Coastal Carolina	L, 5-2
June 1, 2019	Vs. #25 Tennessee (NCAA)	L, 10-3
Feb. 25, 2022	#25 Ball State	W, 2-0
Apr. 26, 2023	at #25 North Carolina	L, 18-2
May 5, 2023	#25 Northeastern	L, 8-2
May 6, 2023	#25 Northeastern	W, 7-2
May 7, 2023	#25 Northeastern	W, 4-2

Versus #27

Feb. 11, 2005	#27 Virginia	W, 5-2
Feb. 12, 2005	#27 Virginia	L, 2-0
Feb. 13, 2005	#27 Virginia	L, 7-4
May 22, 2009	#27 George Mason (CAA)	W, 5-3
Mar. 27, 2013	#27 NC State	L, 10-6
Mar. 18, 2015	#27 Campbell	L, 13-7

Versus #28

Apr. 8, 2008	at #28 NC State	L, 12-5
--------------	-----------------	---------

Versus #29

May 30, 2008	Vs. #29 Elon (NCAA)	W, 5-2
June 1, 2008	Vs. #29 Elon (NCAA)	W, 15-11
May 9, 2017	at #29 Coastal Carolina	L, 13-6

Versus #30

Mar. 23, 2001	#30 VCU	L, 6-3
Mar. 24, 2001	#30 VCU	L, 8-1
Mar. 25, 2001	#30 VCU	W, 9-1
Feb. 10, 2007	#30 Oklahoma	L, 10-5
Apr. 29, 2008	#30 East Carolina	L, 14-7
May 13, 2008	at #30 East Carolina	L, 3-2
June 1, 2012	vs. #30 Vanderbilt (NCAA)	L, 8-2

Versus #31

Feb. 15, 2013	#31 Kent State	W, 7-6 (10)
Feb. 17, 2013	#31 Kent State	W, 13-8
Feb. 14, 2015	#31 Ball State	W, 4-2

2008	BA	CB	NCBWA
Mar. 31	20	19	30
Apr. 7	22	27	28
Apr. 14	-	-	30
Apr. 21	-	30	27
Apr. 28	-	30	24
May 5	-	-	29
May 12	-	-	26
May 19	-	30	29

2009	BA	CB	NCBWA
Mar. 16	-	-	27
Mar. 23	-	-	26
Mar. 30	-	-	30

2013	BA	CB	NCBWA	PG
Apr. 15	30	-	-	25
Apr. 22	28	-	30	21

2015	BA	CB	NCBWA	PG	D1
Apr. 13	-	-	-	-	25
Apr. 20	-	-	-	-	22

2016	BA	CB	NCBWA	PG	D1
Apr. 25	-	-	-	19	-
May 2	-	-	-	15	-
May 9	-	-	-	14	-
May 16	-	-	-	13	-
May 23	-	-	-	16	-
May 30	-	-	-	21	-
July 1	-	-	-	25	-

2017	BA	CB	NCBWA	PG	D1
Preseason	-	-	30	-	24

Key:
 BA - Baseball America
 CB - Collegiate Baseball
 NCBWA - National Collegiate Baseball Writers
 PG - Perfect Game
 D1 - D1Baseball

HISTORY: GAME RECORDS

TEAM HITTING

Most At Bats 58, Lynchburg, April 1, 1967 (15)

Extra Innings: 51, three times, Last: at Delaware, March 16, 2012

Nine-innings: 25, Vermont, April 22, 1986; at N.C. Wesleyan, April 28, 1965

Most Runs Scored 25, at Old Dominion, April 13, 1982

Most Hits 9, at William & Mary, April 29, 2007

Most Doubles 5, St. Andrews, April 4, 1969

Most Triples 7, at Hofstra, March 29, 2003; 7 at Hofstra, Apr. 23, 2017

Most Home Runs 1, many times

Most Grand Slams 45, at Hofstra, March 29, 2003; 45, at Delaware, March 16, 2012

Most Total Bases 17, Western Connecticut, April 3, 1971

Most Walks Drawn 21, vs. Evansville, Mar. 10, 1988 (At Statesboro, Ga., by Andy Benes)

Most Times Struck Out 22, Vermont, March 22, 1986

Most RBI's 11, Rider, Feb. 26, 2000, W 8-4

Most Stolen Bases 5, Old Dominion, Apr. 9, 2000, W 15-10

Most Sacrifice Hits 4, Towson, Apr. 26, 2002; at Duke, Mar. 29, 2006; at Campbell, Apr. 5, 2011

Most Sacrifice Flies 5, Old Dominion, Apr. 9, 2000; at George Mason, Apr. 22, 2001

Most Hit Batters 6, at William & Mary, Apr. 29, 2007

Most Left on Base 17, at William & Mary, May 13, 2010

Most Times No-Hit Brian Snyder Clemson, March 17, 1977 (Seven Innings - L 2-0)

..... Mike Brown at Clemson, March 10, 1980 (PERFECT GAME), Nine Innings - L 8-0

Margin of Victory 24, N.C. Wesleyan, April 28, 1965, W 25-1

Margin of Defeat 24, East Carolina, April 11, 1978, L 25-1

Longest Game (Innings) 17 Innings, High Point, May 20, 1967, W 1-0

Most Runs in an Inning 14, at James Madison, May 11, 2008 (5th Inning)

Most Batters in an Inning 17, at James Madison, May 11, 2008 (5th Inning)

Most Hits in an Inning 9, Drexel, April 18, 2003 (4th Inning)

Most Home Runs in an Inning 6, at Hofstra, Apr. 23, 2017 (8th Inning)

Consecutive Games Scored 126, May 12, 2001 - Feb. 21, 2004 (at S. Carolina)

INDIVIDUAL BATTING RECORDS

Most At-Bats 7, many times. Last: Kep Brown vs. Ohio St. (NCAA), June 2, 2018

Most Runs Score 6, Ken Miller, N.C. Wesleyan, Apr. 28, 1965

Most Hits 6, Tim Preston at Hofstra, April 2, 2005

..... 6, Chris Hatcher, Duke, March 1, 2006

Most Doubles 4, Mark Carver, at W&M, April 29, 2007

Most Triples 2, several players; L: Michael Bass, vs Towson (CAA), May 23, 2013

Most Home Runs 3, Bryan Britt, LeMoyne, March 31, 1995

..... 3, Bryan Britt, VCU, April 28, 1996

..... 3, Eric Hall, Vermont, March 22, 1986

..... 3, Tim Preston, James Madison, May 1, 2005

..... 3, Jonathan Batts, LaSalle, Mar. 5, 2006

..... 3, Daniel Hargrave at Hofstra, Mar. 14, 2008

..... 3, Gavin Stupienski, East Tennessee State, Apr. 14, 2016

..... 3, Ryan Jeffers, at College of Charleston, Mar. 31, 2017

Most Total Bases 15, Eric Hall, Vermont, March 22, 1986

Most Runs Batted In 9, Eric Hall, Vermont, March 22, 1986

Most Stolen Bases 4, many times; Last: Steven Linkous, South Dakota State, Feb. 26, 2016

Most Sacrifice Hits 3, David McKenna, VCU, March 24, 2000

..... 3, Blayne Joyner, Old Dominion, April 9, 2000

..... 3, Blayne Joyner, Coastal Carolina, May 9, 2000

..... 3, Daniel Hargrave at James Madison, May 11, 2008

Most Sacrifice Flies 3, Chuck Jones at Richmond, March 28, 1987

..... 3, Drew Farber at Campbell, Apr. 5, 2011

Total Sacrifices 3, Chuck Jones at Richmond, March 28, 1987

..... 3, David McKenna, VCU, March 24, 2000

..... 3, Blayne Joyner, Old Dominion, April 9, 2000

..... 3, Blayne Joyner, Coastal Carolina, May 9, 2000

..... 3, Daniel Hargrave at James Madison, May 11, 2008

Most Times Hit by Pitch 3, Mark Scalf, at East Carolina, Apr. 11, 1978

Most Walks Drawn 5, Derek Williams, W&M, March 31, 1996

Most Times Struck Out 5, twice; Last: Luke Dunlap, North Carolina, Apr. 23, 2016

TEAM PITCHING RECORDS

Most Innings Pitched 17, High Point, May 20, 1967

Most Runs Allowed 25, East Carolina, April 11, 1978

Most Earned Runs Allowed 17, East Carolina, April 11, 1978;

..... 17, NC State, Apr. 20, 2011

Most Strikeouts 21, St. Andrews, April 26, 1973

Most Walks Issued 14, at Georgia Southern, March 8, 1988

Most Hit Batters 7, Elon, April 19, 2005

Most Wild Pitches 7, North Carolina, April 23, 2015

Most Balks 2, at Elon, April 19, 2009

INDIVIDUAL PITCHING RECORDS

Most Innings Pitched 17, Chuck Cuppett, High Point, May 20, 1967

Strikeouts 21, Dave Sandlin, St. Andrew's, April 26, 1973

Most Walks Issed 10, three times; Last: Cam Roth, at James Madison, Apr. 17, 2010

Most Hit Batters 4, eight times; L: Josh Roberson, Delaware, May 3, 2015

Most Wild Pitches 4, many times. L: Brody Lawson, Siena, Mar. 9, 2019

Most Balks 2, Steven Davis, at Elon, April 19, 2009

..... 2, Landen Roupp, Northeastern, Apr. 14, 2019

No-Hitters Billy DeBruhi, vs. Carbon College, May 22, 1959 (9 innings 5-0, NJCAA WS)

..... Jim Sanders, Cal. (Pa.), April 12, 1968 (9 innings, W 1-0, Perfect Game)

..... Chuck Cuppett, Lynchburg, April, 5, 1969 (9 innings, W 2-0)

Pete Eyer/Jim Harris, vs. St. Andrews at Pembroke St., (9 innings, W 13-0, May 16, 1969 - NAIA Dist. 29 Playoffs)

..... Paul Fulton, East Carolina, April 15, 1974 (7 innings, W 1-0)

..... Phil Lambert/Mike Hunter, Western. Conn. St., April 15, 1974 (7 innings, W 6-0)

..... Roger Sutton/Danny Huston at Duke, March 6, 1978 (7 innings, W 11-0)

..... E.H. Kennedy, Campbell, April 24, 1989 (9 innings, W 3-0)

..... John Babson, Yale, March 9, 1995 (9 innings, W 2-0)

Two Wins In A Single Day Brian Whitaker, Princeton, March 21, 2001 (Both in relief)

..... Johnny Conner, Old Dominion, March 1, 1981 (Both in relief)

..... Randy Prosser at Methodist, March 11, 1976 (1st in relief and 2nd as a starter)

..... Allen Flood, at Hofstra, Apr. 3, 2005 (Both in relief)

..... Steven Davis, Hofstra, March 13, 2009 (Both in relief)

TEAM FIELDING RECORDS

Most Chances 58, at Towson, 3/28/15

Most Putouts 51, vs. High Point, May 20, 1967

Most Assists 21, William & Mary, Apr. 9, 2006

..... 21, VCU, May 20, 2011

Most Errors 10, Coastal Carolina, April 6, 1977

Most Double Plays Turned 5, American, Mar. 16, 1986

..... 5, Gardner-Webb, Mar. 3, 2013

Most Games Without an Error 21, 2002

Most Triple Plays 1, vs. Methodist, April 18, 1972;

..... 1, vs. Army, June 1, 2013 (NCAA)

..... 1, James Madison, May 18, 2019

INDIVIDUAL FIELDING RECORDS

Most Chances 20, Matt Wright, Campbell, Apr. 10, 2001

Most Putouts 19, Matt Wright, Campbell, Apr. 10, 2001;

..... 19, Drew Farber, Elon, April 25, 2012

..... 19, Zachary Bridges, Saint Joseph's, Feb. 16, 2019

Most Assists 10, Aaron Smith, Marist, Feb. 29, 2004

..... 10, Ben Thielsen, VCU, March 21, 2009

Most Errors 4, Mitch Wells at W&M, March 24, 1986

..... 4, Mitch Wells vs. Buffalo St., April 3, 1986

..... 4, Tom Heirtler at James Madison, May 9, 1987

Most Double Plays 5, Chuck Jones, American, March 16, 1986

Most Consecutive Errorless Games 67, Tim Preston, OF, Feb. 20, 2004 - Mar. 5, 2005

MISCELLANEOUS RECORDS

Longest HittingStreak 26, Magnus Pilegard, 2001; Michael Bass, 2013

Most Consecutive AB's without Striking Out 67, Jason Appel, Mar. 23 - Apr. 19, 2008

Most Home Runs In Doubleheader 4, Chuck Jones, East Carolina, April 26, 1987

Hit for Cycle Bobby Leeper, at Old Dominion, 5/14, 2009, W 17-7

OFFENSE

Highest Batting Average (Minimum 100 AB)

1. .434	Cole, Tom	(46-106)	1963
2. .406	Preston, Tim	(102-251)	2005
3. .401	Murr, Paul	(63-157)	1982
4. .397	Raynor, John	(83-209)	2005
5. .397	Appel, Jason	(100-252)	2008
6. .396	Pope, Thomas	(80-202)	2011
7. .394	Currin, Perry	(50-127)	1990
8. .386	Hairr, Kevin	(78-202)	1999
9. .380	Bass, Michael	(82-216)	2013
10. .376	Wishon, Justin	(76-202)	2000

Highest Slugging Pct. (Minimum 100 AB)

1. .726	Feight, Nick	(241 AB)	2016
2. .716	Britt, Bryan	(232 AB)	1996
3. .712	Hargrave, Daniel	(139 AB)	2006
4. .708	Carver, Mark	(236 AB)	2008
5. .699	Hickman, Eric	(156 AB)	1987
6. .689	Bonifay, Josh	(196 AB)	1999
7. .688	Monday, Robbie	(205 AB)	2010
8. .676	Hall, Eric	(111 AB)	1985
9. .674	Antle, Mike	(138 AB)	1983
10. .646	Golden, Casey	(226 AB)	2017

Highest On Base Pct. (Minimum 100 AB)

1. .530	Wishon, Justin	(202 AB)	2000
2. .491	Greg Jones	(223 AB)	2019
3. .489	Hall, Eric	(169 AB)	1986
4. .488	Pope, Thomas	(202 AB)	2011
5. .483	Hall, Eric	(111 AB)	1985
6. .479	Bass, Michael	(216 AB)	2013
7. .478	Connelly, Terence	(192 AB)	2015
8. .476	Redd, Reggie	(102 AB)	1985
9. .470	McLean, Lee	(159 AB)	2006
10. .467	Appel, Jason	(252 AB)	2008
.467	Lewis, Van	(115 AB)	1976

Most Games Played

1. 63	Raynor, John	2006
63	Batts, Jonathan	2006
63	Hatcher, Chris	2006
63	Weiss, Cole	2019
63	Jones, Greg	2019
63	Bridges, Noah	2019
7. 62	15 tied	

Most At Bats

1. 271	Grawey, Chip	2004
2. 264	Campbell, Matt	2012
264	Hatcher, Chris	2006
264	Molinaro, Tyler	2012
5. 262	Raynor, John	2006
6. 261	Hargrave, Daniel	2008
7. 259	Mims, Brian	2016
8. 256	Weiss, Cole	2019
9. 255	Campbell, Matt	2011
10. 254	Linkous, Steven	2016

Most Runs Scored

1. 78	Linkous, Steven	2016
2. 71	Hargrave, Daniel	2008
71	Carver, Mark	2008
71	Mims, Brian	2016
5. 70	Jones, Greg	2019
6. 69	Preston, Tim	2005
7. 67	Williams, Derek	1997
8. 65	Batts, Jonathan	2006
9. 64	Appel, Jason	2008
10. 63	Raynor, John	2006

Most Hits

1. 102	Preston, Tim	2005
2. 101	Grawey, Chip	2004
3. 100	Appel, Jason	2008
4. 97	Raynor, John	2006
5. 96	Mims, Brian	2016
6. 95	Linkous, Steven	2016
7. 92	Hatcher, Chris	2006
8. 90	Poulk, Matt	2005
9. 87	Hargrave, Daniel	2008
10. 86	Pope, Thomas	2012
86	Hemingway, Jamie	2003
86	Campbell, Matt	2011

Most Doubles

1. 24	Poulk, Matt	2005
24	Feight, Nick	2016
3. 22	Hairr, Kevin	1998
22	Vaughn, Kiley	2002
22	Hemingway, Jamie	2003
22	Jeffers, Ryan	2018
7. 21	Evans, Grayson	2009
21	Hargrave, Daniel	2007
21	Bass, Michael	2013
21	Ickes, Ken	1998
21	Halford, Steve	2007
21	Carver, Mark	2007
21	Broome, Corey	1993

Most Triples

1. 9	Wooten, Joe	1957
9	Jones, Greg	2019
3. 7	Pope, Thomas	2012
7	Shipp, Bob	1963
7	Linkous, Steven	2016
7	Grawey, Chip	2004
7	Jones, Thomas	1981
8. 6	Stanley, Cody	2009
6	Askew, Sam	1967
6	Harris, Bill	1966
6	Thorburn, Robbie	2016

Most Home Runs

1. 21	Britt, Bryan	1996
21	Carver, Mark	2008
21	Feight, Nick	2016
21	Golden, Casey	2017
5. 20	Monday, Robbie	2010
6. 18	Hargrave, Daniel	2008
7. 17	Hickman, Eric	1987
17	Bonifay, Josh	1999
9. 16	Molinaro, Tyler	2012
16	Foucht, Mike	1999
16	Jeffers, Ryan	2018

Most Runs Batted In

1. 91	Feight, Nick	2016
2. 82	Carver, Mark	2008
3. 73	Poulk, Matt	2005
4. 69	Raynor, John	2006
5. 68	Thach, Tanner	2023
6. 66	Monday, Robbie	2010
66	Hall, Nate	2008
8. 64	Mims, Brian	2016
9. 63	Roach, Jason	1997
10. 62	Hargrave, Daniel	2008
62	Bonifay, Josh	1999

Most Total Bases

1. 175	Feight, Nick	2016
2. 167	Carver, Mark	2008
3. 166	Britt, Bryan	1996
4. 164	Hargrave, Daniel	2008
5. 159	Mims, Brian	2016
6. 158	Preston, Tim	2005
7. 154	Raynor, John	2006
8. 147	Poulk, Matt	2005
9. 146	Golden, Casey	2017
10. 143	Hemingway, Jamie	2003

Most Walks

1. 60	Hall, Eric	1986
2. 55	Jones, Greg	2019
3. 52	Wishon, Justin	2000
4. 51	Jeffers, Ryan	2018
5. 45	Monday, Robbie	2010
6. 43	Batts, Jonathan	2006
7. 42	Stanley, Cody	2010
8. 41	Wright, Matt	2002
41	Connelly, Terence	2015
41	Wright, Matt	2003
41	Batts, Jonathan	2007

Most Times Hit by Pitch

1. 19	Connelly, Terence	2013
19	Jones, Greg	2018
3. 18	Carver, Mark	2008
18	Connelly, Terence	2014
18	Ethan Baucom	2022
6. 17	Preston, Tim	2005
7. 16	Wishon, Justin	2001
8. 15	Rooney, Mike	2008
15	Preston, Tim	2004
10. 14	Wishon, Justin	2000
14	Cain, Andrew	2012

Most Strikeouts

1. 74	Bridges, Noah	2018
2. 73	Golden, Casey	2017
73	Molinaro, Tyler	2013
4. 70	Jones, Greg	2018
5. 68	Mims, Brian	2016
6. 66	Molinaro, Tyler	2012
7. 64	Bridges, Noah	2019
8. 63	Mims, Brian	2017
63	Bonifay, Josh	1997
63	Bridges, Noah	2021

Most Stolen Bases

1. 42	Raynor, John (42-46)	2006
42	Jones, Greg	2019
3. 39	Grawey, Chip (39-48)	2004
4. 31	Hemingway, Jamie (31-37)	2003
5. 30	Wells, Mitch (30-37)	1985
30	Linkous, Steven (30-40)	2015
7. 29	Linkous, Steven (29-34)	2016
8. 28	Hooker, Kevin (28-36)	1992
9. 27	Wells, Mitch (27-33)	1987
10. 26	Bass, Michael (26-27)	2013
26	Langmeyer, Tim (26-31)	1988



PITCHING

Lowest Earned Run Average (Min. 30 IP)

1.	0.00	Sandlin, David	(79.0 IP)	1970
2.	0.22	Booth, Eddie	(41.1 IP)	1969
3.	0.31	Eyer, Pete	(58.2 IP)	1969
4.	0.39	Atkins, Eddie	(46.0 IP)	1969
5.	0.57	Eyer, Pete	(79.0 IP)	1968
6.	0.82	Lemon, Ed	(55.0 IP)	1966
7.	0.92	Booth, Eddie	(59.0 IP)	1970
8.	0.99	DeBruhl, Billy	(36.1 IP)	1957
9.	1.02	Braxton, Jim	(35.1 IP)	1966
10.	1.21	Page, Sam	(44.2 IP)	1965

Most K/9 innings (Min. 30 IP)

1.	14.97	Hodges, Hunter	(30.2 IP)	2022
2.	12.83	Livengood, Justin	(33.2 IP)	2013
3.	12.53	Gesell, Jared	(32.1 IP)	2016
4.	12.44	Ramsey, Jason	(97.2 IP)	1996
5.	12.41	Booth, Eddie	(41.1 IP)	1969
6.	12.23	Chenault, Ethan	(39.0 IP)	2022
7.	12.21	Magestro, Austin	(48.2 IP)	2016
8.	12.00	Hodges, Hunter	(39.0 IP)	2021
9.	11.97	Cota, Clark	(35.1 IP)	2018
10.	11.62	Ramsey, Jordan	(48.0 IP)	2015

Most Wins

1.	13	Foster, Ryan (13-2)	2016
2.	12	Hill, Ronald (12-4)	2004
3.	11	Holt, Bradley (11-1)	2008
4.	10	Sutton, Roger (10-3)	1978
	10	King, Kenny (10-2)	1985
	10	Whitaker, Brian (10-3)	2001
	10	Mazur, Bryan (10-4)	1999
	10	Hill, Ronald (10-4)	2005
9.	9	Cuppert, Chuck (9-2)	1968
	9	Batts, Mat (9-4)	2013
	9	King, Kenny (9-4)	1986
	9	Antle, Mike (9-4)	1981
	9	Mazur, Bryan (9-8)	1997
	9	Adams, Tommie (9-3)	1989
	9	Benton, Thomas (9-5)	2006
	9	McSwain, Tyler (9-4)	2012
	9	Booth, Eddie (9-1)	1971
	9	Royalty, Alex (9-2)	2017

Most Saves

1.	13	Cross, Blake	2003
	13	Cota, Clark	2018
3.	12	Cross, Blake	2004
4.	9	Paul, Adam	2006
5.	8	Secrest, Kelly	2014
	8	Secrest, Kelly	2013
	8	Altman, Heath	1993
	8	Hodges, Hunter	2022
9.	7	Cross, Blake	2002
	7	Ramsey, Jordan	2015
	7	Altman, Scott	1985

Most Appearances

1.	37	Booth, Bryan	2009
2.	36	Paul, Adam	2006
3.	35	Cross, Blake	2003
4.	33	Roth, Cameron	2008
	33	Flood, Allen	2005
6.	32	Cross, Blake	2004
	32	Booth, Bryan	2010
8.	31	Secrest, Kelly	2013
	31	Lane, Jack	2013
10.	30	Morgan, Blake	2019
	30	Harrold, Stephen	2008
	30	Secrest, Kelly	2012

Most Games Started

1.	18	Benton, Thomas	2006
2.	17	Kimball, Zach	2004
	17	Kimball, Zach	2005
	17	Hill, Ronald	2005
	17	Foster, Ryan	2016
	17	Royalty, Alex	2018
	17	Taylor, Zane	2023
8.	16	Whitaker, Brian	2002
	16	Mullis, Jake	2002
	16	Hill, Ronald	2004
	16	Weatherby, Charlie	2001
	16	Batts, Mat	2013
	16	Monroe, Nick	2015
	16	Hunt, Jerome	1988
	16	Mazur, Bryan	1997
	16	Temple, Jack	1998
	16	Ramsey, Jordan	2013
	16	Foster, Ryan	2015
	16	Batts, Mat	2012
	16	Gesell, Luke	2019
	16	Shafer, Jacob	2023

Most Innings Pitched

1.	120.2	Benton, Thomas	2006
2.	119.0	Sutton, Roger	1979
3.	118.0	Weatherby, Charlie	2001
4.	117.0	Foster, Ryan	2016
	117.0	Whitaker, Brian	2002
6.	113.1	Kozol, Anthony	2000
7.	111.2	Batts, Mat	2013
8.	108.2	Mazur, Bryan	1997
9.	107.2	Smith, Brian	1994
	107.2	Kimball, Zach	2004

Most Strikeouts

1.	135	Ramsey, Jason	1996
2.	128	Ramsey, Jason	1995
3.	118	Mazur, Bryan	1999
	118	Roupp, Landen	2021
5.	114	Batts, Mat	2013
6.	108	Babson, John	1995
7.	107	Booth, Eddie	1971
8.	106	Royalty, Alex	2017
9.	105	Batts, Mat	2014
10.	103	Weatherby, Charlie	2001

Most Wild Pitches

1.	16	Hodges, Hunter	2022
	16	Chenault, Ethan	2022
3.	15	McDonnell, Matt	2000
4.	14	Roberson, Josh	2016
	14	Monroe, Nick	2015
6.	13	Benton, Thomas	2006
	13	Morrison, David	1991
8.	12	Roach, Jason	1997
	12	Phillips, Evan	2015
	12	Pyrtle, Joey	1994
	12	Lawson, Brody	2019

Most Hit Batters

1.	19	Holt, Bradley	2007
2.	15	Benton, Thomas	2006
	15	McSwain, Tyler	2012
	15	Ramsey, Jordan	2014
	15	Royalty, Alex	2018
6.	14	Hill, Ronald	2005
	14	Batts, Mat	2014
	14	Moore, Jeff	2005
9.	13	four tied	

DEFENSE

Highest Fielding Pct. (Min. 100 chances)

1.	1.000	Joyner, Tate	(107-13-0)	1994
	1.000	Thorburn, Robbie	(149-3-0)	2017
	1.000	Brandenburg, Kiip	(131-12-0)	2020
	1.000	Lifrieri, Dillon	(108-1-0)	2022
5.	.998	Thach, Tanner	(445-30-1)	2023
6.	.996	Jones, Chuck	(474-41-2)	1985
7.	.996	Marsh, Daniel	(433-43-2)	2000
8.	.995	McLean, Lee	(205-10-1)	2005
	.995	Hooks, Tim	(183-20-1)	1989
	.995	McLean, Lee	(152-48-1)	2006

Most Chances

1.	602	Wright, Matt	2002
2.	568	Wright, Matt	2001
3.	567	Wright, Matt	2003
4.	563	Mason Berne	2018
5.	559	Jones, Chuck	1986
6.	545	Baldwin, Brooks	2019
7.	517	Jones, Chuck	1985
8.	507	Stanley, Cody	2010
9.	498	Ridge, Hunter	2012
10.	495	Jones, Chuck	1987

Most Putouts

1.	557	Wright, Matt	2002
2.	533	Wright, Matt	2003
3.	529	Berne, Mason	2018
4.	516	Wright, Matt	2001
5.	506	Jones, Chuck	1986
6.	481	Baldwin, Brooks	2019
7.	474	Jones, Chuck	1985
8.	469	Jones, Chuck	1987
9.	467	Brandenburg, Kip	2021
10.	465	Ridge, Hunter	2012

Most Assists

1.	206	Rooney, Mike	2010
2.	201	Smith, Aaron	2004
3.	200	Bass, Michael	2012
4.	192	Marby, Michael	2005
5.	183	Mims, Brian	2016
	183	Vaughn, Kiley	2002
7.	177	Bass, Michael	2013
8.	174	Rooney, Mike	2008
9.	171	Thielsen, Ben	2009
10.	167	Reynolds, Bobby	1986

Most Errors

1.	32	Barnhardt, Keith	1993
2.	31	Robertson, Ty	1997
3.	28	Phillips, Tommy	1981
	28	Reynolds, Bobby	1986
5.	25	McIntosh, Benji	1998
	25	Connelly, Terence	2013
	25	Rugienius, Mike	1997
	25	Jones, Greg	2018
9.	24	Wells, Mitch	1986
	24	Mongero, Trent	1990
	24	McDowell, Kennard	2015

HISTORY: SINGLE-SEASON TEAM LEADERS

OFFENSE

Batting Average

1.	.323	2005
2.	.322	2006
3.	.320	2016
4.	.313	2008
5.	.307	1985

Slugging Pct.

1.	.517	2016
2.	.516	2008
3.	.501	2006
4.	.487	2005
5.	.484	1985

On Base Avg.

1.	.415	2008
2.	.400	2006
3.	.398	1985
4.	.398	2016
5.	.395	2005

Games Played

1.	64	2006
2.	63	2003
	63	2004
	63	2019
5.	62	2008
	62	2018
	62	2012

At Bats

1.	2326	2006
2.	2177	2003
3.	2175	2004
4.	2173	2012
5.	2167	2016

Runs Scored

1.	560	2006
2.	517	2008
3.	505	2016
4.	494	2005
5.	428	2003

Hits

1.	748	2006
2.	694	2016
3.	681	2005
4.	675	2008
5.	657	2012

Doubles

1.	156	2006
2.	142	2007
3.	140	2005
4.	137	2003
5.	132	2008

Triples

1.	24	2019
2.	20	2009
3.	19	2016
4.	18	2005
5.	17	1967
	17	1996

Home Runs

1.	91	2008
2.	87	2016
3.	85	2017
4.	80	2006
5.	72	2023

Runs Batted In

1.	488	2006
2.	471	2008
3.	456	2016
4.	437	2005
5.	371	2003

Total Bases

1.	1166	2006
2.	1120	2016
3.	1112	2008
4.	1028	2005
5.	1009	2003

Walks

1.	316	2008
2.	302	1986
3.	273	2019
4.	271	2013
5.	267	2016

HBP

1.	84	2008
2.	81	2013
3.	75	2022
4.	66	2006
	66	2005

Strikeouts

1.	573	2019
2.	549	2018
3.	486	2017
4.	462	2016
5.	459	2015

Sacrifice Hits

1.	66	2013
2.	64	2000
3.	63	2008
4.	61	1996
5.	56	2001

Stolen Bases

1.	139	1986
2.	133	2006
3.	129	1985
4.	119	1998
5.	115	2003
	115	1992

Stolen Base Attempts

1.	171	1986
2.	159	2006
3.	156	1998
4.	151	2000
5.	149	1985

Grounded Into DP

1.	44	2007
2.	43	2017
	43	2006
4.	42	2004
5.	40	2014
	40	2013
	40	2012

PITCHING

Lowest ERA

1.	0.55	1969
2.	1.30	1968
3.	1.38	1970
4.	1.48	1966
5.	2.09	1973

Lowest Opp Bavg

1.	.228	2018
	.228	2019
3.	.236	1982
4.	.240	1990
	.240	2020

Strikeouts Per Nine

1.	9.53	1970
2.	9.16	1971
3.	9.00	1966
4.	8.94	2020
5.	8.93	2019

Wins

1.	44	2008
2.	42	2006
3.	41	2015
	41	2016
5.	40	2003
	40	2004
	40	2005

Saves

1.	20	2018
2.	17	2003
3.	15	2015
	15	1996
	15	2009

Innings Pitched

1.	568.2	2006
2.	562.0	2019
3.	560.0	2018
4.	559.2	2003
5.	555.2	2004

Strikeouts

1.	558	2019
2.	541	2018
3.	493	2015
4.	489	2003
5.	479	2010

Wild Pitches

1.	98	2019
2.	81	2015
3.	78	2022
4.	65	2016
5.	64	2013

Hit Batters

1.	87	2014
2.	83	2006
3.	79	2023
4.	75	2012
5.	74	2010

BULLPEN

Wins

1.	29	2018
2.	28	2015
3.	22	2008
4.	18	2022
	18	2023

ERA

1.	2.44	2003
2.	2.68	2018
3.	3.14	2001
4.	3.16	2012
5.	3.38	2015

Innings Pitched

1.	312.1	2018
2.	285.0	2019
3.	267.1	2023
4.	266.2	2015
5.	252.2	2016

Strikeouts

1.	314	2018
2.	283	2015
3.	272	2019
4.	262	2023
5.	256	2016

Strikeouts Per Nine

1.	9.55	2015
2.	9.41	2020
3.	9.23	2021
4.	9.11	2016
5.	9.04	2018

Lowest Opp Bavg

1.	.204	2018
2.	.220	2015
3.	.228	2019
4.	.230	2021
5.	.234	2003

FIELDING

Highest Fielding Pct.

1.	.974	2002
2.	.973	2014
	.973	2020
	.973	2022
5.	.972	2012

Most Chances

1.	2528	2006
2.	2448	2004
3.	2418	2003
4.	2383	2018
5.	2375	2010

Putouts

1.	1706	2006
2.	1686	2019
3.	1680	2018
4.	1679	2003
5.	1667	2004

Assists

1.	747	2006
2.	689	2004
3.	685	2002
4.	678	1994
5.	677	2005

Most Errors

1.	133	1997
2.	122	1998
3.	118	1998
4.	115	1981
5.	111	1986

Fewest Errors

1.	43	1968
2.	55	2022
3.	58	2014
4.	59	2002
	59	2021

* 16 errors in 16 games in 2020 shortened season

Double Plays

1.	69	1998
2.	68	2010
3.	64	2007
4.	62	2003
5.	60	2004



OFFENSE

Highest Batting Average (Minimum 300 AB)

1.	.371	Preston, Tim	(156-420)	2004-05
2.	.354	Grawey, Chip	(223-630)	2000-04
3.	.354	Dawkins, Herbie	(110-311)	1978-79
4.	.352	Raynor, John	(230-654)	2003-06
5.	.350	Appel, Jason	(260-742)	2005-08
6.	.349	Pope, Thomas	(220-630)	2009-12
7.	.345	Murr, Paul	(127-368)	1980-83
8.	.343	Mims, Brian	(183-534)	2015-17
9.	.341	Sandlin, David	(171-502)	1970-73
10.	.339	Stupienski, Gavin	(156-460)	2013-16

Highest Slugging Pct. (Minimum 300 AB)

1.	.621	Feight, Nick	(506 AB)	2015-17
2.	.620	Monday, Robbie	(382 AB)	2009-10
	.620	Jeffers, Ryan	(434 AB)	2016-18
4.	.594	Britt, Bryan	(584 AB)	1994-96
5.	.586	Preston, Tim	(420 AB)	2004-05
6.	.578	Mims, Brian	(303 AB)	2015-16
7.	.573	Hairr, Kevin	(627 AB)	1998-01
8.	.570	Bonifay, Josh	(388 AB)	1997,99
9.	.561	Carver, Mark	(619 AB)	2004-08
10.	.558	Hargrave, Daniel	(769 AB)	2005-08

Highest On Base Pct. (Minimum 300 AB)

1.	.465	Wishon, Justin	(406 AB)	2000-01
2.	.453	Jones, Greg	(450 AB)	2018-19
3.	.445	Jeffers, Ryan	(434 AB)	2016-18
4.	.439	Preston, Tim	(420 AB)	2004-05
5.	.438	Pope, Thomas	(630 AB)	2009-12
6.	.435	Connelly, Terence	(610 AB)	2013-16
7.	.431	Mims, Brian	(303 AB)	2015-16
8.	.427	Monday, Robbie	(382 AB)	2009-10
9.	.426	Stupienski, Gavin	(460 AB)	2013-16
10.	.426	Catalano, John	(396 AB)	1985-87

Most Games Played

1.	236	Connelly, Terence	2013-17
2.	234	Bridges, Noah	2018-22
3.	229	Wright, Matt	2000-03
4.	227	Batts, Jonathan	2004-07
	227	Weiss, Cole	2017-21
6.	223	Hemingway, Jamie	2000-03
7.	218	Ridge, Hunter	2010-13
8.	216	Bass, Michael	2010-13
9.	213	Hargrave, Daniel	2005-08
	213	Thorburn, Robbie	2014-17

Most At Bats

1.	841	Ridge, Hunter	2010-13
2.	827	Hemingway, Jamie	2000-03
	827	Golden, Casey	2014-17
4.	818	Weiss, Cole	2017-21
5.	800	Wright, Matt	2000-03
6.	792	Bass, Michael	2010-13
7.	773	Batts, Jonathan	2004-07
8.	769	Hargrave, Daniel	2005-08
	769	Williams, Derek	1994-97
10.	748	Bridges, Noah	2018-22

Most Runs Scored

1.	187	Hargrave, Daniel	2005-08
2.	182	Batts, Jonathan	2004-07
3.	172	Linkous, Steven	2013-16
4.	166	Golden, Casey	2014-17
5.	165	Appel, Jason	2005-08
6.	163	Hemingway, Jamie	2000-03
	163	Bass, Michael	2010-13
8.	161	Raynor, John	2003-06
9.	160	Carver, Mark	2004-08
10.	156	Rooney, Mike	2007-10

Most Hits

1.	277	Ridge, Hunter	2010-13
2.	260	Appel, Jason	2005-08
3.	257	Bass, Michael	2010-13
4.	256	Hemingway, Jamie	2000-03
5.	245	Batts, Jonathan	2004-07
6.	241	Golden, Casey	2014-17
7.	239	Hargrave, Daniel	2005-08
8.	234	Williams, Derek	1994-97
9.	230	Raynor, John	2003-06
	230	Wright, Matt	2000-03
	230	Weiss, Cole	2017-21

Most Doubles

1.	62	Batts, Jonathan	2004-07
2.	59	Poulk, Matt	2002-06
3.	57	Hargrave, Daniel	2005-08
4.	56	Hairr, Kevin	1998-01
	56	Hemingway, Jamie	2000-03
6.	55	Ridge, Hunter	2010-13
7.	53	Broome, Corey	1990-93
8.	50	Evans, Grayson	2006-10
9.	49	Wright, Matt	2000-03
	49	Golden, Casey	2014-17

Most Triples

1.	12	Linkous, Steven	2013-16
2.	11	Grawey, Chip	2000,02-04
	11	Jones, Greg	2018-19
4.	10	Appel, Jason	2005-08
	10	Bass, Michael	2010-13
	10	Wright, Matt	2000-03
	10	Pope, Thomas	2009-12
	10	Dew, Sandy	1966-69
	10	Thorburn, Robbie	2014-17
10.	9	Broome, Corey	1990-93
	9	Wooten, Joe	1957-58
	9	Chamberlain, Mark	1989-92
	9	Baldwin, Brooks	2019-22

Most Home Runs

1.	40	Britt, Bryan	1994-96
	40	Golden, Casey	2014-17
3.	39	Hargrave, Daniel	2005-08
4.	37	Feight, Nick	2015-17
5.	33	Carver, Mark	2004-08
6.	32	Monday, Robbie	2009-10
7.	31	Poulk, Matt	2002-06
	31	Batts, Jonathan	2004-07
9.	30	Baldwin, Brooks	2019-22
10.	29	Dick, Corey	2012-15

Most Runs Batted In

1.	182	Batts, Jonathan	2004-07
	182	Ridge, Hunter	2010-13
3.	180	Wright, Matt	2000-03
4.	172	Hargrave, Daniel	2005-08
5.	170	Carver, Mark	2004-08
6.	154	Dick, Corey	2012-15
7.	153	Poulk, Matt	2002-06
8.	148	Raynor, John	2003-06
9.	147	Golden, Casey	2014-17
10.	146	Hemingway, Jamie	2000-03

Most Total Bases

1.	429	Hargrave, Daniel	2005-08
2.	418	Golden, Casey	2014-17
3.	402	Batts, Jonathan	2004-07
4.	396	Ridge, Hunter	2010-13
5.	388	Hemingway, Jamie	2000-03
6.	369	Poulk, Matt	2002-06
8.	366	Baldwin, Brooks	2019-22
8.	365	Wright, Matt	2000-03
9.	359	Hairr, Kevin	1998-01
10.	357	Appel, Jason	2005-08

Most Walks

1.	150	Wright, Matt	2000-03
2.	134	Batts, Jonathan	2004-07
3.	132	Connelly, Terence	2013-17
4.	113	Wells, Mitch	1984-87
5.	112	Rooney, Mike	2007-10
6.	109	Edgerton, Howie	1972-75
7.	106	Williams, Derek	1994-97
8.	105	Slaughter, Johnny	1981-84
	105	Ridge, Hunter	2010-13
10.	101	Jones, Chuck	1984-87

Most Hit by Pitch

1.	57	Connelly, Terence	2013-17
2.	34	Carver, Mark	2004-08
3.	32	Preston, Tim	2004-05
4.	31	Cain, Andrew	2009-12
	31	Hargrave, Daniel	2005-08
	31	Rooney, Mike	2007-10
	31	Jones, Greg	2018-19
8.	30	Wishon, Justin	2000-01
	30	Pope, Thomas	2009-12
	30	Suggs, Matt	2019-22

Most Times Struck Out

1.	259	Bridges, Noah	2018-22
2.	212	Golden, Casey	2014-17
3.	197	Foucht, Mike	1997-00
4.	175	Weiss, Cole	2017-21
5.	166	Hemingway, Jamie	2000-03
6.	162	Hargrave, Daniel	2005-08
7.	161	Wright, Matt	2000-03
8.	155	Bass, Michael	2010-13
9.	154	Simmerman, Russ	2000-03
10.	153	Farber, Drew	2011-14

Most Stolen Bases

1.	83	Wells, Mitch (83-103)	1984-87
2.	79	Hemingway, Jamie (79-101)	2000-03
3.	76	Bass, Michael (76-84)	2010-13
4.	74	Raynor, John (74-83)	2003-06
5.	72	Langmeyer, Tim (72-83)	1985-88
6.	71	Linkous, Steven (71-88)	2013-16
7.	64	Grawey, Chip (64-78)	2000,02-04
8.	62	Chamberlain, Mark (62-79)	1989-92
9.	61	Hairr, Kevin (61-76)	1998-01
	61	Bridges, Noah (61-74)	2018-22

PITCHING
Lowest Earned Run Average (Minimum 100 IP)

1.	0.46	Eyer, Pete	(137.2 IP)	1968-69
2.	1.31	Booth, Eddie	(255.0 IP)	1969-72
3.	1.46	Lemon, Ed	(148.1 IP)	1963-66
4.	1.62	Sandlin, David	(282.2 IP)	1970-73
5.	1.69	Yelverton, Barnes	(133.1 IP)	1969-72
6.	1.83	Cuppett, Chuck	(310.0 IP)	1967-70
7.	1.83	Atkins, Eddie	(172.0 IP)	1969-71
8.	1.92	Sanderson	(135.2 IP)	1973-74
9.	1.99	Sanders, Jim	(131.0 IP)	1967-68
10.	2.23	Cross, Blake	(145.1 IP)	2001-04

Most Strikeouts/9 Innings (Minimum 100 IP)

1.	11.58	Ramsey, Jason	(204.1 IP)	1995-96
2.	10.98	Booth, Eddie	(255.0 IP)	1969-72
3.	10.58	Chenault, Ethan	(115.2 IP)	2021-23
4.	10.24	Magestro, Austin	(109.0 IP)	2015-17
5.	9.95	Roupp, Landen	(258.2 IP)	2018-21
6.	9.85	Cross, Blake	(145.1 IP)	2001-04
7.	9.71	Lemon, Ed	(148.1 IP)	1963-66
8.	9.58	Atkins, Eddie	(172.0 IP)	1969-71
9.	9.17	Altman, Heath	(126.2 IP)	1990-93
10.	9.15	Harrold, Stephen	(103.1 IP)	2008-10

Most Wins

1.	31	Hill, Ronald (31-11)	2002-05
2.	27	Booth, Eddie (27-6)	1969-72
	27	Mullis, Jake (27-18)	2000-03
4.	25	Cuppett, Chuck (25-9)	1967-70
	25	King, Kenny (25-10)	1984-86
6.	24	Mazur, Bryan (24-28)	1996-99
7.	23	Davidson, Kevin (23-14)	1984-87
	23	Foster, Ryan (23-6)	2013-16
	23	Royalty, Alex (23-10)	2016-18
10.	22	McSwain, Tyler (22-13)	2009-12
	22	Sandlin, David (22-9)	1970-73

Most Losses

1.	28	Mazur, Bryan (24-28)	1996-99
2.	23	Morrison, David (14-23)	1988-91
3.	22	Hopper, Curtis (18-22)	1983-86
4.	20	Temple, Jack (12-20)	1997-00
	20	Hunt, Jerome (14-20)	1987-90
6.	19	Smith, Brian (18-19)	1991-94
	19	Jarman, Keith (12-19)	1988-91
8.	18	Mullis, Jake (27-18)	2000-03
9.	16	Smith, Kenny (20-16)	1980-83
	16	Willis, Carl (20-16)	1980-83

Most Saves

1.	32	Cross, Blake	2001-04
2.	17	Secrest, Kelly	2011-14
	17	Cota, Clark	2016-18
4.	15	Paul, Adam	2003-06
5.	13	Harrold, Stephen	2008-10
6.	11	Hodges, Hunter	2021-22
7.	10	Prince, William	2011-14
	10	Gesell, Jared	2013-16
9.	9	Booth, Bryan	2007-10
10.	8	Altman, Heath	1990-93
	8	Altman, Scott	1985-86

Most Appearances

1.	114	Secrest, Kelly	2011-14
2.	112	Flood, Allen	2004-08
3.	96	Lane, Jack	2009-13
4.	95	Cross, Blake	2001-04
5.	89	Easter, Austin	2015-18
6.	87	Booth, Bryan	2007-10
7.	84	Paul, Adam	2003-06
8.	81	Mazur, Bryan	1996-99
9.	79	McDonnell, Matt	1999-02
10.	77	Moore, Jeff	2002-05

Most Games Started

1.	57	Mullis, Jake	2000-03
2.	52	Mazur, Bryan	1996-99
3.	50	Cropper, Daniel	2007-11
4.	49	Hill, Ronald	2002-05
5.	47	Batts, Mat	2012-14
	47	Royalty, Alex	2016-18
7.	46	Roupp, Landen	2018-21
8.	45	Morrison, David	1988-91
	45	Kozol, Anthony	1996-00
10.	44	Foster, Ryan	2013-16
	44	Davidson, Kevin	1984-87
	44	Coughlin, Chris	1999-03

Most Shutouts

1.	5	Freeman, Mike	1984-87
2.	4	Sandlin, David	1970-73
3.	3	Whitfield, Doyle	1965-67
	3	Booth, Eddie	1969-72
	3	Ramsey, Jason	1995-96
	3	Mullis, Jake	2000-03
	3	Smith, Brian	1991-94
	3	Davidson, Kevin	1984-87
	3	Cuppett, Chuck	1967-70
	3	Cropper, Daniel	2007-11

Most Innings Pitched

1.	381.2	Mazur, Bryan	1996-99
2.	364.2	Mullis, Jake	2000-03
3.	329.2	Hill, Ronald	2002-05
4.	324.2	Smith, Brian	1991-94
5.	316.0	Batts, Mat	2012-14
6.	315.0	McSwain, Tyler	2009-12
7.	312.0	Smith, Kenny	1980-83
8.	310.0	Cuppett, Chuck	1967-70
9.	305.0	Davidson, Kevin	1984-87
10.	297.2	Kozol, Anthony	1996-00

Most Strikeouts

1.	324	Mazur, Bryan	1996-99
2.	311	Booth, Eddie	1969-72
3.	309	Batts, Mat	2012-14
4.	286	Roupp, Landen	2018-21
5.	278	Sandlin, David	1970-73
6.	269	Mullis, Jake	2000-03
7.	263	Ramsey, Jason	1995-96
8.	254	Royalty, Alex	2016-18
9.	241	Ramsey, Jordan	2012-15
10.	239	McSwain, Tyler	2009-12

FIELDING
Highest Fielding Pct. (Minimum 800 chances)

1.	.992	Berne, Mason	(893-47-8)	2017-18
2.	.990	Jones, Chuck	(1741-136-19)	1984-87
	.990	Hooks, Tim	(795-54-9)	1987-90
	.990	Carver, Mark	(862-81-10)	2004-08
5.	.989	Dick, Corey	(982-49-11)	2012-15
6.	.988	Wright, Matt	(2038-143-27)	2000-03
7.	.987	McBride, Chris	(723-99-11)	1992-94
	.987	Suggs, Matt	(958-101-14)	2019-22
8.	.986	Marsh, Daniel	(1216-167-20)	1997-00
9.	.986	Farber, Drew	(1170-128-19)	2011-14
10.	.985	Ridge, Hunter	(1113-76-18)	2010-13

Most Chances

1.	2208	Wright, Matt	2000-03
2.	1896	Jones, Chuck	1984-87
3.	1403	Marsh, Daniel	1997-00
4.	1317	Farber, Drew	2011-14
5.	1260	Broome, Corey	1990-93
6.	1207	Ridge, Hunter	2010-13
7.	1148	Batts, Jonathan	2004-07
8.	1147	Holley, Clyde	1979-82
9.	1073	Suggs, Matt	2019-22
10.	1057	Stanley, Cody	2008-10

Most Putouts

1.	2038	Wright, Matt	2000-03
2.	1741	Jones, Chuck	1984-87
3.	1216	Marsh, Daniel	1997-00
4.	1170	Farber, Drew	2011-14
5.	1113	Ridge, Hunter	2010-13
6.	1077	Holley, Clyde	1979-82
7.	1031	Broome, Corey	1990-93
8.	982	Dick, Corey	2012-15
9.	961	Batts, Jonathan	2004-07
10.	958	Suggs, Matt	2019-22

Most Assists

1.	567	Rooney, Mike	2007-10
2.	546	Wells, Mitch	1984-87
3.	526	Reynolds, Bobby	1983-86
4.	509	Bass, Michael	2010-13
5.	507	McKenna, David	1999-02
6.	467	Connelly, Terence	2013-17
7.	449	Chamberlain, Mark	1989-92
8.	436	Weiss, Cole	2017-21
9.	391	McDowell, Kennard	2015-17
10.	403	Mongero, Taber	2021-23

Most Errors

1.	82	Wells, Mitch	1984-87
2.	65	McKenna, David	1999-02
3.	64	Reynolds, Bobby	1983-86
	64	Barnhardt, Keith	1992-95
5.	61	Stoudenmire, Ed	1988-91
6.	55	McDowell, Kennard	2015-17
7.	53	Connelly, Terence	2013-17
8.	47	McIntosh, Benji	1996-99
9.	46	Hall, Gary	1981,83-85
10.	44	Rooney, Mike	2007-10



HISTORY: MISC RECORDS / LEADERS

TWO-OUT RBI

Year-by-Year Leaders

1997	Jason Roach	27
1998	Terry Williams	14
	Kevin Hairr	14
1999	Josh Bonifay	26
2000	Mike Foucht	14
2001	Magnus Pilegard	16
2002	David McKenna	18
	Kiley Vaughn	18
2003	Jamie Hemingway	22
2004	Aaron Smith	29
2005	John Raynor	19
2006	John Raynor	25
2007	Jonathan Batts	22
2008	Mark Carver	34
2009	Mike Rooney	23
2010	Hunter Ridge	25
2011	Andrew Cain	23
2012	Michael Bass	22
2013	Luke Dunlap	15
	Ryan LaGrange	15
2014	Corey Dick	18
2015	Luke Dunlap	22
2016	Nick Feight	38
2017	Nick Feight	14
2018	Mason Berne	29
2019	Noah Bridges	20
2020	Brooks Baldwin	4
	Kip Brandenburg	4
2021	Brooks Baldwin	19
2022	Ethan Baucom	18
2023	Fillon Lifrieri	19

Single Season Records

38	Nick Feight	2016
34	Mark Carver	2008
29	Aaron Smith	2004
	Mason Berne	2018
27	Jason Roach	1997
26	Nate Hall	2008
	Josh Bonifay	1999
25	John Raynor	2006
	Hunter Ridge	2010
23	Mike Rooney	2009
	Andrew Cain	2011
	Steven Linkous	2016

Career Leaders

68	Hunter Ridge	2010-13
65	Michael Bass	2010-13
64	Mark Carver	2005-08
62	Corey Dick	2012-15
61	John Raynor	2003-06
58	Jamie Hemingway	2000-03
53	Nick Feight	2015-17
52	Andrew Cain	2009-12
51	Thomas Pope	2009-12
48	Daniel Hargrave	2005-08
	Matt Wright	2000-03
	Grayson Evans	2006-10

STREAKS

Reached Base Streaks (since 2001)

48	Mason Berne	2018
43	Nate Hall	2008
42	Michael Bass	2012-13
36	Gavin Stupienski	2015, 2016
35	Jason Appel	2008
35	Steven Linkous	2016
34	Kep Brown	2019
31	Thomas Pope	2011-12
30	Mike Rooney	2009
30	Kenny Smith	2005
29	Matt Campbell	2011
29	Chris Hatcher	2006

Hitting Streaks (20-games or more)

26	Magnus Pilegard	2001
26	Michael Bass	2013
23	Jason Roach	1997
22	Mark Maultsby	1986
20	Herbie Dawkins	1979
20	Matt Campbell	2011
20	Kep Brown	2019
20	Kip Brandenburg	2021

ATTENDANCE

Top 10 Home Crowds (Since 1999)

3,826	Virginia	Feb. 16, 2014	L 7-2
3,608	UNC	Mar. 24, 2009	L 1-8
3,581	UNC	Apr. 23, 2015	L, 6-5 (12)
3,422	Towson	May 21, 2008	W 11-5
3,285	UNC	Apr. 3, 2013	L 0-10
3,257	East Carolina	May 11, 2004	L 0-3
3,202	East Carolina	Apr. 29, 2008	L 7-14
3,142	Hofstra	May 25, 2005	W 9-6
3,108	William & Mary	May 22, 2008	L 8-11
3,057	Old Dominion	May 26, 2004	W 6-4
2,782	Wake Forest	Apr. 1, 2008	W 5-1

Top 10 Crowds (Since 1999)

11,301	at #1 LSU *	June 1, 2015	L, 2-0
11,251	at #1 LSU *	May 30, 2015	L, 2-0
10,657	Vs. Tulane *	May 29, 2015	W, 10-0
10,582	Vs. Tulane *	May 31, 2015	W, 8-2
9,242	at #20 Ole Miss	Feb. 25, 2012	L, 6-4
8,010	at #20 Ole Miss	Feb. 24, 2012	L 2-0
7,567	at #7 LSU *	June 1, 2003	L 9-8 (11)
7,376	Vs. #22 Tulane *	May 31, 2003	W 9-8 (10)
7,352	Vs. Northeastern*	June 31, 2003	W 12-6
7,341	Vs. #22 Tulane*	June 30, 2003	L 8-3

* Baton Rouge, La.

WINNING / LOSING MARGINS

Largest Margin of Victory

24	NC Wesleyan	April 28, 1965	25-1
23	at Duke	March 30, 2005	24-1
21	at Hofstra	March 29, 2003	23-2
21	Marist	March 15, 1995	23-2
20	Savannah State	March 25, 2006	20-0
20	Drexel	April 18, 2003	23-3
19	Quinnipiac	March 16, 2018	19-0
19	at Delaware	March 16, 2012	22-3
19	at James Madison	May 11, 2008	23-4
19	UMES	Feb. 12, 2006	20-1
19	High Point	March 4, 2003	21-2
19	High Point	Feb. 14, 1999	23-4

Largest Margin of Defeat

24	at East Carolina	April 11, 1978	25-1
20	at South Carolina	April 23, 1978	22-2
19	at Campbell	May 8, 2023	24-5
19	at Coastal Carolina	April 6, 2010	20-1
18	James Madison	April 9, 1988	20-2
17	Yale	March 8, 1981	18-1
17	Old Dominion	April 16, 1994	19-2
17	at South Carolina	Feb. 21, 2004	20-3
16	at Augusta State	March 3, 1986	18-2
16	Clemson	Feb. 18, 1990	18-2
16	NC State	April 3, 1994	17-1
16	at Old Dominion	March 22, 1998	17-1

FASTEST 9-INNING GAMES BY TIME (SINCE 2000)

1:48	at Hofstra	May 17, 2013	L, 1-0
1:49	Saint Peters	March 6, 2004	W, 1-0
1:49	VCU	March 10, 2007	W, 3-0
1:49	at Northeastern	April 24, 2010	L, 4-1
1:52	at James Madison	April 14, 2000	L, 3-0
1:54	at Northeastern	May 15, 2014	W, 3-1
1:55	Delaware	April 10, 2011	W, 5-1
1:56	Western Carolina	March 7, 2006	W, 3-2
1:57	Towson	April 27, 2002	W, 2-1
1:57	at Hofstra	March 28, 2003	L, 3-2
1:57	at Northeastern	April 1, 2006	L, 4-3
1:57	Duquesne	March 14, 2010	W, 4-3

SLOWEST 9-INNING GAMES BY TIME (SINCE 2000)

4:32	at North Florida	March 13, 2016	L, 12-11
4:29	at Hofstra	April 22, 2011	W, 11-6
4:21	at #18 Charleston	May 10, 2015	L, 11-7
4:20	at #23 East Carolina	March 31, 2010	W, 15-13
4:19	at #19 North Carolina	April 26, 2016	L, 10-9
4:16	at Elon	March 5, 2008	W, 18-16
4:15	at Coastal Carolina	March 19, 2014	W, 7-3
4:12	at North Carolina	May 2, 2003	W, 5-0
4:09	at #11 East Carolina	April 23, 2019	L, 8-5
4:08	at Memphis	March 15, 2019	W, 15-6

LONGEST GAMES BY INNINGS

17	High Point %	May 20, 1967	W, 1-0
15	Lynchburg	April 1, 1967	T, 3-3
14	at UNCG	March 3, 2002	L, 3-2
14	Methodist %	May 17, 1974	L, 6-5
14	at NC State	May 11, 1993	L, 2-1
13	at Elon	April 23, 2002	W, 13-11
13	Coastal Carolina	Feb. 11, 2003	L, 4-3
13	UNCG	March 2, 2004	W, 1-0
13	#20 Coastal Carolina	April 18, 2018	W, 2-1
13	Vs. Ohio St. \$	June 2, 2018	W, 4-3
13	at East Carolina	April 24, 1996	L, 8-4
13	at Clemson	March 8, 1994	L, 8-7
13	Kent St.	March 30, 1994	W, 6-5

% NAIA District 26 playoffs | \$NCAA Greenville Regional

HISTORY: BULLPEN RECORDS / LEADERS

BULLPEN LEADERS

Wins		
8	Jordan Ramsey	2015
8	Austin Warren	2018
7	Adam Paul	2006
6	Allen Flood	2005
6	Allen Flood	2007
5	many tied	

Innings Pitched

56.0	Blake Cross	2004
56.0	Ricky Holden	2012
55.1	Allen Flood	2005
54.1	Adam Paul	2006
53.0	Kelly Secrest	2013
53.0	Blake Cross	2003
51.1	Austin Warren	2018
50.0	Allen Flood	2007
48.2	Austin Magestro	2016
48.0	Jordan Ramsey	2015

Strikeouts

66	Blake Cross	2004
66	Austin Magestro	2016
64	Austin Warren	2018
62	Jordan Ramsey	2015
61	Allen Flood	2005
59	Ethan Chenault	2023
58	Seth Frankoff	2010
53	Blake Cross	2003
53	Kelly Secrest	2013
52	Allen Flood	2007
52	Hunter Hodges	2021

Strikeouts Per Nine

14.97	Hunter Hodges	2022
14.80	Justin Crump	2019
14.14	Blake Deatherage	2020
12.83	Justin Livengood	2013
12.43	Nick Bruno	2019
12.20	Austin Magestro	2016
12.00	Hunter Hodges	2021
11.97	Clark Cota	2018
11.32	Adam Smith	2021
11.22	Austin Warren	2018

Opponent Batting Average

.100	Hunter Hodges	2022
.145	Henry Ryan	2018
.145	Clark Cota	2018
.154	Morgan, Blake	2018
.156	Clark Cota	2017
.156	Adam Smith	2021
.160	Blake Morgan	2019
.162	Hunter Hodges	2021
.167	Austin Magestro	2016
.170	Blake Cross	2002

Earned Run Average

1.11	Henry Ryan	2018
1.17	Nick Bruno	2020
1.24	Brian Whitaker	2001
1.26	Breydan Gorham	2020
1.42	Ronald Hill	2002
1.51	Will Hunt	2003
1.61	Ricky Holden	2012
1.69	Kelly Secrest	2012
1.69	Blake Cross	2002
1.69	Jordan Ramsey	2015

STAFF RECORDS

Wins			Innings Pitched			Strikeouts Per Nine		
1.	29	2018	1.	312.1	2018	1.	9.55	2015
2.	28	2015	2.	285.0	2019	2.	9.41	2020
3.	22	2008	3.	267.1	2023	3.	9.23	2021
4.	18	2022	4.	266.2	2016	4.	9.11	2016
	18	2023	5.	252.2	2016	5.	9.04	2018

ERA

1.	2.44	2003
2.	2.68	2018
3.	3.14	2001
4.	3.16	2012
5.	3.38	2015

Strikeouts

1.	314	2018
2.	283	2015
3.	272	2019
4.	262	2023
5.	256	2016

Lowest Opp Bavg

1.	.204	2018
2.	.220	2015
3.	.228	2019
4.	.230	2021
5.	.234	2003

STRAND RATE

Season	Inherited	Stranded	Pct	Most Inherited	Best Strand % (IR/Stranded)
2003	103	61	59.2	Will Hunt / Matt Carter (22)	Matt Carter 63.6 (22/14)
2004	126	82	65.1	Blake Cross (29)	Blake Cross 86.2 (29/25)
2005	131	74	56.5	Allen Flood (37)	Allen Flood 56.8 (37/21)
2006	162	99	61.1	Adam Paul (40)	Allen Flood 67.9 (28/19)
2007	123	84	68.3	Ryan Doolittle / Larry Salefsky	Allen Flood 76.0 (24/19)
				Allen Flood (24)	
2008	180	104	57.8	Larry Salefsky (40)	Stephen Harrold 70.4 (27/19)
2009	179	110	61.5	Bryan Booth (48)	Bryan Booth 70.8 (48/34)
2010	173	108	62.4	Andrew Harnage (39)	Andrew Harnage 66.7 (39/26)
2011	222	137	61.7	Andrew Harnage (45)	Andrew Harnage 60.0 (45/27)
2012	176	115	65.3	Jack Lane (44)	William Prince 78.9 (19/15)
2013	185	117	63.2	Jack Lane (45)	Kelly Secrest 66.7 (36/24)
2014	144	82	56.9	Ricky Holden (27)	Kelly Secrest 80.0 (20/15)
2015	130	78	65.4	Whitman Barnes (26)	Jordan Ramsey 76.5 (17/13)
2016	142	91	64.1	Austin Easter (29)	Austin Magestro 75.0 (20/15)
2017	129	71	55.0	Austin Easter (22)	Austin Warren 68.4 (19/13)
2018	147	103	70.1	Austin Easter (29)	Luke Gesell 84.0 (25/21)
2019	165	98	59.4	Nick Bruno (21)	Breydan Gorham 72.2 (18/13)
2020	29	17	58.6	Breydan Gorham (8)	Breydan Gorham 88.9 (8/7)
2021	134	82	61.2	Hunter Hodges (25)	Cole Benton 76 (19/13)
2022	158	97	61.3	Cole Benton (33)	Jason Hudak 66.7 (24/16)
2023	200	76	62.0	Ethan Chenault (37)	Brett Banks 76.3 (29/20)

MOST INHERITED RUNNERS

Individual: Bryan Booth, 48 (2009)

Team: 222 (2011)

BEST STRAND RATE

Individual: Blake Cross, 86.2 (25-29, 2004) | Breydan Gorham 88.9 (7-8, 2020)

Team: 70.1 (2018)



HISTORY: CLASS RECORDS

CATEGORY	FRESHMAN	SOPHOMORE	JUNIOR	SENIOR
OFFENSE				
Batting Average	.434-Tom Cole (1963)	.394-Perry Currin (1990)	.401-Paul Murr (1982)	.406-Tim Preston (2005)
Slugging Percentage	.642-Kevin Hairr (1998)	.726-Nick Feight (2016)	.716-Bryan Britt (1996)	.708-Mark Carver (2008)
On Base Percentage	.455-Terence Connelly (2013)	.491-Greg Jones (2019)	.530-Justin Wishon (2000)	.489-Eric Hall (1986)
Games Played	62-Brooks Baldwin (2019)	63-Greg Jones / Noah bridges	63-Chris Hatcher (2006) 63-Jonathan Batts (2006)	63-John Raynor (2006)
At Bats	234-Brooks Baldwin (2019)	259-Brian Mims (2016)	264-Chris Hatcher (2006)	271-Chip Grawey (2004)
Runs	51-Butch Watts (1963)	71-Brian Mims (2016)	65-Jonathan Batts (2006)	78-Steven Linkous (2016)
Hits	77-Hunter Ridge (2010)	96-Brian Mims (2016)	92-Chris Hatcher (2006)	102-Tim Preston (2005)
Doubles	22-Kevin Hairr (1998)	24-Nick Feight (2016)	24-Matt Poulk (2005)	22-Jamie Hemingway (2003) 22-Kiley Vaughn (2002)
Triples	9-Joe Wooten (1957)	6-9-Greg Jones (2019)	7-Tom Jones (1981)	7-Chip Grawey (2004) 7-Thomas Pope (2012)/ Steven Linkous (2016)
Home Runs	15-Tanner Thach (2023)	21-Nick Feight (2016)	21-Bryan Britt (1996)	21-Mark Carver (2008)/ 21-Casey Golden (2017)
RBI	68-Tanner Thach (2023)	91-Nick Feight (2016)	73-Matt Poulk (2005)	82-Mark Carver (2008)
Total Bases	131-Kevin Hairr (198)	175-Nick Feight (2016)	166-Bryan Britt (1996)	167-Mark Carver (2008)
Walks	37-Matt Wright (2000) 37-Terence Connelly (2013)	55-Greg Jones (2019)	52-Justin Wishon (2000)	60-Eric Hall (1986)
HBP	19-Terence Connelly (2013) 19-Greg Jones (2018)	15-Mike Rooney (2008)	14-Justin Wishon (2001)	18-Mark Carver (2008)
SO	74-Noah Bridges (2018)	68-Brian Mims (2016)	66-Tyler Molinaro (2012)	73-Tyler Molinaro (2013) 73-Casey Golden (2017)
Sac	8-Terence Connelly (2013)	18-Drew Farber (2012)	14-Perry Currin (1991)	24-Blaine Joyner (2000)
SB	19-Richard Suggs (1971)	42-Greg Jones (2019)	30-Steven Linkous (2015)	42-John Raynor (2006)
PITCHING				
ERA	0.00-David Sandlin (1970)	0.92-Eddie Booth (1970)	0.57-Pete Eyer (1968)	0.31-Pete Eyer (1969)
SO/9	9.92-Allen Flood (2005)	11.60-Eddie Atkins (1970)	12.44-Jason Ramsey (1996)	11.63-Jordan Ramsey (2015)
Wins	9-Mike Antle (1981)	10-Kenny King (1985)	12-Ronald Hill (2004)	13-Ryan Foster (2016)
Saves	6-Stephen Harrold (2008)	7-Blake Cross (2002)	13-Blake Cross (2003)/Clark Cota (2018)	12-Blake Cross (2004)
App.	33-Cameron Roth (2008)/Allen Flood (2005)	30-Kelly Secrest (2012)	37-Bryan Booth (2009)	36-Adam Paul (2006)
Starts	15-Daniel Cropper (2007) 15-Alex Royalty (2016) 15-Landon Roupp (2018)	16-four tied	17-Ronald Hill (2005) 17-Alex Royalty (2018)	18-Thomas Benton (2006)
IP	100.2-Chuck Cuppett (1967)	108.2-Bryan Mazur (1997)	111.2-Mat Batts (2013)	120.2-Thomas Benton (2006)
SO	67-Jim Sanders (1967)	128-Jason Ramsey (1995)	135-Jason Ramsey (1996)	118-Bryan Mazur (1999)
FIELDING				
Fld Pct.	1.000-Tate Joyner (1994)	.996-Chuck Jones (1985)	1.000-Noah Bridges (2021)	1.000-Robbie Thorburn (2017)
Chances	545-Brooks Baldwin (2019)	568-Matt Wright (2001)	602-Matt Wright (2002)	567-Matt Wright (2003)
Putouts	481-Brooks Baldwin (2019)	516-Matt Wright (2001)	557-Matt Wright (2002)	533-Matt Wright (2003)
Assists	150-Terence Connelly (2013)	183-Brian Mims (2016)	200-Michael Bass (2012)	210-Mike Rooney (2010)
Errors	25-Terence Connelly (2013) Greg Jones (2018)	32-Keith Barnhardt (1993)	25-Benji McIntosh (1998)/Mike Rugienius (1997)	31-Ty Robertson (1997)

HISTORY: SEASON BY SEASON TEAM TOTALS

YEAR	AVG	GP-GS	AB	R	H	2B	3B	HR	RBI	TB	SLG%	BB	HBP	SO	GDP	OB%	SF	SH	SB-ATT	PO	A	E
1958	.282	16-16	546	102	154	0	0	0	79	154	.282	0	0	0	0	.282	0	0	0-0	0	0	0
1959	.287	27-27	815	158	234	31	12	7	127	310	.380	0	0	0	0	.287	0	0	0-0	0	0	0
1965	.244	0-0	722	116	176	27	4	5	102	226	.313	0	0	0	0	.244	0	0	0-0	0	0	0
1966	.248	22-22	717	96	178	23	16	2	90	239	.333	0	0	0	0	.248	0	0	25-25	0	0	0
1967	.246	35-35	1208	170	297	41	17	8	140	396	.328	0	0	0	0	.246	0	0	34-34	0	0	0
1968	.221	31-31	1024	120	226	22	5	4	89	270	.264	0	0	0	0	.221	0	0	28-28	702	470	43
1969	.266	27-27	909	165	242	26	3	2	135	280	.308	0	0	0	0	.266	0	0	26-26	0	0	0
1970	.234	29-29	918	124	215	33	7	8	95	286	.312	0	0	0	0	.234	0	0	31-31	0	0	0
1971	.254	40-40	1287	225	327	46	13	22	175	465	.361	0	0	0	0	.254	0	0	63-63	0	0	0
1972	.263	37-37	1193	223	314	40	10	14	218	416	.349	132	0	0	0	.337	0	0	55-55	0	0	0
1973	.265	37-37	1248	251	331	49	7	19	206	451	.361	227	0	0	0	.378	0	0	42-42	0	0	0
1974	.253	42-42	1345	214	340	37	13	5	174	418	.311	220	0	0	0	.358	0	0	49-49	0	0	0
1975	.266	39-39	1270	234	338	46	9	9	191	429	.338	234	0	0	0	.380	0	0	46-46	0	0	0
1976	.247	40-40	1287	223	318	50	10	11	196	421	.327	231	0	0	0	.362	0	0	70-70	0	0	79
1977	.232	27-27	904	107	210	27	5	3	85	256	.283	114	0	0	0	.318	0	0	10-10	0	0	0
1978	.264	39-39	1293	233	341	67	11	12	191	466	.360	173	16	193	0	.355	10	25	32-32	991	450	102
1979	.285	37-37	1215	211	346	59	8	11	184	454	.374	162	11	164	0	.370	15	21	44-63	950	433	66
1980	.244	31-31	996	113	243	25	6	6	93	298	.299	152	13	159	0	.348	11	17	23-34	774	341	77
1981	.291	47-47	1511	282	439	66	14	33	245	632	.418	207	8	205	0	.375	17	26	50-61	1149	508	115
1982	.284	39-39	1279	241	363	57	10	17	219	491	.384	172	8	163	0	.365	29	18	37-46	992	417	62
1983	.253	37-37	1107	186	280	49	9	30	167	437	.395	174	10	148	0	.355	16	13	22-26	882	404	60
1984	.266	48-48	1476	240	393	70	3	35	213	574	.389	179	13	263	0	.351	0	37	51-63	1130	528	88
1985	.307	54-54	1724	386	529	95	8	65	329	835	.484	265	9	288	0	.398	19	18	129-149	1315	593	89
1986	.283	57-57	1842	376	522	102	7	42	338	764	.415	302	0	277	0	.384	0	0	139-171	1404	644	111
1987	.290	53-53	1643	350	476	72	12	46	303	710	.432	259	22	267	0	.389	20	25	112-130	1261	532	85
1988	.236	53-53	1652	186	390	59	5	29	154	546	.331	184	17	362	0	.317	10	26	73-88	1306	539	101
1989	.255	46-46	1406	251	359	59	7	29	201	519	.369	207	26	234	0	.357	18	26	84-108	1108	481	78
1990	.275	48-48	1523	246	419	60	13	17	209	556	.365	192	20	215	0	.359	24	21	103-142	1206	525	92
1991	.264	52-52	1646	265	435	75	12	31	217	627	.381	200	19	268	0	.347	20	41	69-96	1304	566	105
1992	.253	61-61	1846	246	467	64	16	22	200	629	.341	183	21	302	0	.326	10	42	115-147	1483	659	97
1993	.266	55-55	1827	243	486	88	13	25	206	675	.369	162	22	336	0	.331	15	37	81-99	1421	631	97
1994	.270	58-58	1944	276	524	90	8	37	228	741	.381	180	17	350	0	.334	17	33	79-123	1523	678	90
1995	.258	55-55	1759	258	453	81	4	28	217	626	.356	175	28	356	0	.332	16	41	80-112	1398	557	100
1996	.267	58-58	1920	334	512	92	17	53	284	797	.415	211	47	415	0	.350	20	61	93-129	1507	649	122
1997	.295	57-57	1923	417	567	120	8	60	362	883	.459	231	33	435	32	.378	14	41	89-123	1460	626	133
1998	.268	55-55	1817	309	487	105	10	44	264	744	.409	223	46	443	28	.359	21	36	119-156	1413	647	118
1999	.276	56-56	1812	366	500	89	14	55	311	782	.432	223	46	432	4	.367	14	49	96-129	1425	641	89
2000	.280	59-59	1946	362	545	106	10	28	316	755	.388	245	55	451	28	.370	36	64	112-151	1562	604	97
2001	.279	55-55	1815	313	507	81	11	14	268	652	.359	194	47	375	30	.359	26	56	87-131	1445	627	86
2002	.286	57-57	1973	349	564	112	11	36	307	806	.409	214	33	373	28	.361	25	32	89-124	1539	685	59
2003	.300	63-63	2177	428	653	137	12	65	371	1009	.463	213	49	444	37	.373	17	44	115-145	1679	650	89
2004	.298	63-63	2175	399	648	128	15	45	354	941	.433	179	65	403	42	.366	18	41	104-142	1667	689	92
2005	.323	59-59	2111	494	681	140	18	57	437	1028	.487	207	66	372	26	.395	30	35	106-132	1567	677	94
2006	.322	64-64	2326	560	748	156	11	80	488	1166	.501	258	66	396	23	.400	30	40	133-159	1706	747	75
2007	.294	56-56	1961	395	577	142	14	43	350	876	.447	217	56	291	44	.375	31	32	52-71	1480	576	69
2008	.313	62-62	2157	517	675	132	16	91	471	1112	.516	316	84	348	34	.415	32	63	68-85	1641	639	92
2009	.292	54-54	1850	372	540	101	20	39	334	798	.431	231	63	300	27	.385	24	33	56-70	1405	596	71
2010	.286	60-60	2105	393	602	110	11	54	358	896	.426	262	62	366	35	.377	25	44	81-99	1620	676	79
2011	.297	59-59	2061	382	613	131	12	43	347	897	.435	199	55	426	35	.370	30	40	99-119	1564	591	84
2012	.302	62-62	2173	392	657	121	16	56	350	978	.450	227	65	405	40	.383	16	46	105-134	1651	638	66
2013	.292	61-61	2074	387	605	107	10	46	355	870	.419	271	81	409	40	.391	24	66	52-69	1628	641	85
2014	.261	57-57	1882	278	492	77	8	27	252	666	.354	219	65	393	40	.355	19	36	39-54	1504	582	58
2015	.303	59-59	2072	412	627	109	14	44	359	896	.432	235	44	459	26	.381	26	35	78-106	1575	554	92
2016	.320	60-60	2167	505	694	127	19	87	456	1120	.517	267	33	462	43	.398	33	19	76-100	1604	629	84
2017	.267	59-59	2001	353	534	103	10	85	313	912	.456	237	46	486	43	.355	16	23	37-56	1548	497	63
2018	.264	62-62	2131	330	563	101	7	54	295	840	.394	242	55	549	28	.352	15	35	54-73	1680	611	92
2019	.263	63-63	2134	343	561	112	24	35	303	826	.387	273	50	573	20	.357	17	44	107-138	1686	587	91
2020	.242	16-16	508	71	123	17	4	11	57	181	.356	63	12	143	4	.336	7	9	24-32	426	156	16
2021	.276	54-54	1838	334	508	78	13	53	299	771	.419	188	41	432	33	.353	18	33	58-77	1443	543	59
2022	.268	55-55	1835	341	491	102	12	71	307	830	.452	181	75	409	31	.353	27	42	47-63	1465	511	55
2023	.295	57-57	1963	401	580	99	10	72	370	915	.466	233	58	408	29	.382	27	42	40-55	1502	535	60

HISTORY: SEASON BY SEASON TEAM TOTALS

YEAR	ERA	W-L	APP	GS	CG	SHO	SV	IP	H	R	ER	BB	SO	2B	3B	HR	BF	BAVG	WP	HBP	BK	SF	SH
1965	2.21	13-10	23	23	11	0/0	0	183.0	0	0	45	0	172	0	0	0	0	.000	0	0	0	0	0
1966	1.48	16-6	22	22	12	6/0	2	194.0	0	0	32	0	194	0	0	0	0	.000	0	0	0	0	0
1967	2.32	22-12	35	35	19	5/0	4	337.2	0	0	87	0	219	0	0	0	0	.000	0	0	0	0	0
1968	1.30	21-10	31	31	0	0/0	4	283.0	158	68	41	87	241	0	0	0	0	.000	0	0	0	0	0
1969	0.55	21-6	27	27	0	0/0	0	230.2	0	0	14	0	226	0	0	0	0	.000	0	0	0	0	0
1970	1.38	22-7	29	29	0	0/0	1	254.0	158	65	39	68	269	0	0	0	0	.000	0	0	0	0	0
1971	2.11	30-9	40	40	18	7/0	3	354.2	252	118	83	150	361	0	0	0	0	.000	0	0	0	0	0
1972	2.24	26-11	37	37	14	0/0	0	318.0	0	0	79	0	307	0	0	0	0	.000	0	0	0	0	0
1973	2.09	26-11	37	37	15	4/0	0	328.0	0	0	76	0	266	0	0	0	0	.000	0	0	0	0	0
1974	3.24	22-20	42	42	14	0/0	0	366.1	0	0	132	0	207	0	0	0	0	.000	0	0	0	0	0
1976	3.77	25-15	40	40	12	0/0	0	346.0	298	200	145	238	178	0	0	0	0	.000	0	0	0	0	0
1977	3.93	10-17	27	27	7	0/0	4	236.0	245	151	103	94	123	0	0	0	0	.000	0	0	0	0	0
1978	3.16	23-16	39	39	17	0/0	6	330.1	328	196	116	163	163	36	6	14	0	.256	0	12	0	0	0
1979	3.78	21-16	37	37	22	0/0	0	316.2	323	179	133	125	153	50	5	25	0	.262	0	0	0	0	0
1980	5.34	8-24	31	31	11	0/0	2	258.0	303	211	153	136	103	53	6	16	1237	.290	15	14	0	0	0
1981	4.04	32-15	47	47	20	0/0	2	383.0	374	242	172	230	233	56	10	19	1777	.249	35	12	0	0	0
1982	3.65	25-14	39	39	24	0/0	5	330.2	294	169	134	163	204	46	7	21	1450	.236	17	10	0	0	0
1983	4.41	18-19	37	37	19	0/0	3	294.0	292	182	144	171	169	40	1	20	1349	.258	16	10	0	0	0
1984	5.18	22-26	48	48	16	0/0	4	377.1	388	269	217	254	161	78	8	29	1763	.268	32	17	0	0	0
1985	5.21	32-21	54	54	19	2/0	9	438.2	463	322	254	297	278	98	5	55	2059	.271	0	23	0	0	0
1986	5.61	29-28	57	57	21	2/0	8	468.2	542	358	292	218	279	102	7	42	2145	.290	0	0	0	0	0
1987	5.11	32-21	53	53	21	5/0	5	423.0	475	294	240	189	234	82	9	38	0	.283	30	22	2	0	0
1988	6.16	11-42	53	53	12	2/0	5	430.2	485	379	295	295	266	84	17	40	0	.277	52	19	1	0	0
1989	4.40	31-15	46	46	18	3/0	6	380.2	387	230	186	193	226	63	5	24	0	.264	28	9	3	0	0
1990	3.98	23-25	48	48	13	1/0	10	398.1	355	240	176	225	290	63	5	27	0	.240	28	13	1	0	0
1991	4.11	25-27	52	52	13	4/0	9	436.0	428	269	199	204	321	86	6	32	0	.257	38	23	3	0	0
1992	3.92	23-38	61	61	9	4/0	5	494.0	514	290	215	207	321	78	12	26	0	.270	27	17	1	0	0
1993	4.41	26-29	55	55	11	3/0	11	477.2	486	280	234	190	395	89	16	24	0	.263	22	35	1	0	0
1994	3.88	30-28	58	58	13	8/0	7	512.1	479	292	221	219	401	76	11	32	0	.247	56	55	3	0	0
1995	3.37	30-25	55	55	11	8/0	11	470.0	439	228	176	173	464	73	8	27	0	.245	61	28	1	0	0
1996	4.11	28-30	58	58	7	0/0	15	503.2	514	333	230	245	392	87	16	37	0	.263	45	51	7	0	0
1997	5.33	28-29	57	57	8	0/0	5	486.2	558	398	288	240	382	101	15	47	2301	.285	48	38	4	21	41
1998	6.31	21-34	55	55	7	1/0	10	471.0	606	417	330	249	288	89	10	72	2271	.313	45	29	3	22	35
1999	4.55	30-26	56	56	11	3/0	7	475.0	507	303	240	177	420	73	10	43	2124	.275	47	49	0	17	39
2000	4.04	36-23	59	59	5	1/0	10	520.2	544	311	234	175	455	93	5	46	0	.280	42	29	3	36	64
2001	3.20	33-22	55	55	12	4/1	6	481.2	450	229	171	140	390	77	4	30	2051	.246	41	37	3	18	21
2002	3.95	36-21	57	57	3	4/4	11	513.0	485	260	225	163	371	88	9	41	2188	.255	36	69	1	21	30
2003	3.73	40-23	63	63	4	6/3	17	559.2	524	283	232	206	489	79	3	59	2411	.251	48	59	7	21	34
2004	4.15	40-23	63	63	5	6/4	12	555.2	581	306	256	213	389	93	7	50	2476	.269	46	52	4	21	30
2005	4.26	40-19	59	59	2	3/2	13	522.1	561	307	247	164	400	114	8	38	2328	.274	45	72	6	24	18
2006	4.72	42-22	64	64	4	5/3	11	568.2	603	364	298	245	461	97	16	41	2598	.272	59	83	8	15	35
2007	4.74	29-27	56	56	2	3/1	6	493.1	550	311	260	195	381	88	9	57	2240	.286	39	71	4	25	28
2008	4.97	44-17	62	62	5	2/2	14	547.0	572	353	302	220	411	82	5	59	2471	.268	34	63	5	18	33
2009	5.36	31-23	54	54	0	3/3	15	468.1	497	324	279	230	379	96	10	52	2135	.276	41	46	8	24	32
2010	4.58	33-27	60	60	5	3/1	12	540.0	540	327	275	256	479	85	10	46	2426	.265	38	74	5	24	36
2011	5.37	31-28	59	59	6	2/1	13	521.1	583	383	311	223	391	83	13	53	2419	.283	54	59	8	37	38
2012	3.61	39-23	62	62	4	3/2	12	550.1	545	274	221	194	416	79	13	26	2426	.260	31	75	5	22	38
2013	3.95	38-23	61	61	8	3/1	12	542.2	542	301	238	217	447	92	13	32	2414	.259	64	51	4	13	40
2014	4.38	30-27	57	57	2	6/5	13	501.1	505	291	244	209	390	79	7	21	2249	.265	49	87	3	7	39
2015	4.23	41-18	59	59	1	0/0	15	525.0	512	300	247	262	493	67	6	40	2375	.254	81	51	7	19	25
2016	4.48	41-19	60	60	3	0/0	9	534.2	513	317	266	250	429	70	10	54	2400	.253	65	53	7	21	46
2017	4.88	30-29	59	59	1	3/3	8	516.0	502	326	280	252	471	93	7	53	2329	.255	42	52	4	20	34
2018	3.50	39-23	62	62	1	4/4	20	560.0	480	286	218	238	541	76	13	33	2446	.228	42	56	1	18	31
2019	4.24	32-31	63	63	1	1/1	12	562.0	480	326	265	260	558	74	14	33	2482	.228	98	58	6	22	34
2020	3.49	11-5	16	16	0	2/2	7	142.0	129	65	55	43	141	24	2	8	599	.240	12	11	1	4	3
2021	3.93	32-22	54	54	2	4/2	13	481.0	431	271	210	207	463	54	7	58	2092	.241	53	50	1	17	28
2022	4.94	31-24	55	55	0	5/5	11	488.1	473	298	268	271	441	87	12	39	2218	.255	78	47	4	19	27
2023	5.81	34-23	57	57	2	5/5	14	500.2	502	378	323	259	418	97	14	66	2329	.258	55	79	2	21	21



HISTORY: SEASON BY SEASON LEADERS

HITTING

Batting Average

1958	Allen, Earl	.277
1959	Bedford, Nathan	.323
1960	Bedford, Nathan	.296
1963	Cole, Tom	.434
1965	Booker, J.	.169
1966	Braxton, Jim	.200
1967	Askew, Sam	.369
1968	Johnson, Weldon	.307
1969	Dew, Sandy	.306
1970	Sandlin, David	.311
1971	McClain	.354
1972	Sandlin, David	.372
1973	Sandlin, David	.366
1974	Edgerton, Howie	.343
1975	Lewis, Van	.312
1976	File, Larry	.314
1977	Lancaster, Richard	.310
1978	Dawkins, Herbie	.365
1979	Baldwin, Bubba	.367
1980	Whitehead, Tim	.276
1981	Milkovits, John	.375
1982	Murr, Paul	.401
1983	Antle, Mike	.355
1984	Jones, K.	.327
1985	Redd, Reggie	.353
1986	Maultsby, Mark	.330
1987	Jones, Chuck	.359
1988	Fennell, Randy	.320
1989	Mongero, Trent	.313
1990	Currin, Perry	.394
1991	Stoudenmire, Ed	.324
1992	Chamberlain, Mark	.327
1993	Broome, Corey	.324
1994	Holley, Battle	.342
1995	Britt, Bryan	.304
1996	Britt, Bryan	.366
1997	Williams, Derek	.354
1998	Avent, John	.333
1999	Hairr, Kevin	.386
2000	Wishon, Justin	.376
2001	Pilegard, Magnus	.339
2002	Hemingway, Jamie	.365
2003	Hemingway, Jamie	.363
2004	Grawey, Chip	.373
2005	Preston, Tim	.406
2006	Raynor, John	.370
2007	Halford, Steve	.352
2008	Appel, Jason	.397
2009	Rooney, Mike	.341
2010	Ridge, Hunter	.348
2011	Pope, Thomas	.396
2012	Pope, Thomas	.372
2013	Bass, Michael	.380
2014	Dick, Corey	.315
2015	Shields, Zach	.355
2016	Linkous, Steven	.374
2017	Jeffers, Ryan	.328
2018	Berne, Mason	.343
2019	Jones, Greg	.341
2020	Weiss, Cole	.305
2021	Baldwin, Brooks	.325
2022	Baldwin, Brooks	.347
2023	Croom, Jac	.361

Slugging Percentage

1958	Allen, Earl	.277
------	-------------	------

1959	Bedford, Nathan	.384
1960	Bedford, Nathan	.296
1963	Shipp, Bob	.575
1965	Booker, J.	.183
1966	Braxton, Jim	.200
1967	Askew, Sam	.538
1968	Johnson, Weldon	.351
1969	Dew, Sandy	.351
1970	Sandlin, David	.466
1971	Cavanaugh	.547
1972	Sandlin, David	.457
1973	Sandlin, David	.496
1974	Edgerton, Howie	.420
1975	Pittman, Robert	.434
1976	File, Larry	.513
1977	Lancaster, Richard	.380
1978	Dawkins, Herbie	.516
1979	Dawkins, Herbie	.487
1980	Whitehead, Tim	.371
1981	Milkovits, John	.599
1982	Holley, Clyde	.575
1983	Antle, Mike	.674
1984	Hall, Gary	.524
1985	Hall, Eric	.676
1986	Hall, Eric	.604
1987	Hickman, Eric	.699
1988	Byers, Mike	.434
1989	Currin, Perry	.433
1990	Currin, Perry	.488
1991	Broome, Corey	.506
1992	Chamberlain, Mark	.441
1993	Broome, Corey	.583
1994	Holley, Battle	.533
1995	Britt, Bryan	.559
1996	Britt, Bryan	.716
1997	Williams, Derek	.602
1998	Hairr, Kevin	.642
1999	Bonifay, Josh	.689
2000	Wishon, Justin	.485
2001	Hairr, Kevin	.488
2002	Hemingway, Jamie	.518
2003	Hemingway, Jamie	.603
2004	Smith, Aaron	.543
2005	Preston, Tim	.629
2006	Hargrave, Daniel	.712
2007	Batts, Jonathan	.566
2008	Carver, Mark	.708
2009	Stanley, Cody	.605
2010	Monday, Robbie	.688
2011	Pope, Thomas	.554
2012	Pope, Thomas	.589
2013	Bass, Michael	.560
2014	Dick, Corey	.429
2015	Stupienski, Gavin	.516
2016	Feight, Nick	.726
2017	Golden, Casey	.646
2018	Jeffers, Ryan	.635
2019	Jones, Greg	.543
2020	Brandenburg, Kip	.471
2021	Baldwin, Brooks	.530
2022	Baldwin, Brooks	.621
2023	Marsh, Trevor	.556

On Base Average

1958	Allen, Earl	.277
1959	Bedford, Nathan	.323
1960	Bedford, Nathan	.296
1963	Cole, Tom	.434
1965	Booker, J.	.169

At Bats

1958	Easom, Neal	.68
1959	Bedford, Nathan	.99
	Richardson, Jerry	.99
1960	Richardson, Jerry	.72
1963	Coward, Sterling	.110
1965	Coley, Steve	.90
1966	Dew, Sandy	.84
1967	Dew, Sandy	.147
1968	Dew, Sandy	.131

1969	Dew, Sandy	.111
1970	Askew, Sam	.108
1971	McClain	.147
1972	Cavanaugh	.141
1973	Cavanaugh	.148
1974	Edgerton, Howie	.169
1975	Yandrick, Jerry	.148
1976	File, Larry	.156
1977	Lancaster, Richard	.100
1978	Dawkins, Herbie	.159
1979	Dawkins, Herbie	.152
1980	Scalf, Mark	.117
1981	Whitehead, Tim	.188
1982	Whitehead, Tim	.157
	Murr, Paul	.157
1983	Antle, Mike	.138
1984	Hall, Gary	.189
1985	Reynolds, Bobby	.220
1986	Maultsby, Mark	.224
1987	Wells, Mitch	.211
1988	Hickman, Eric	.198
1989	Mongero, Trent	.160
1990	Hooks, Tim	.177
1991	Currin, Perry	.195
1992	Hooker, Kevin	.226
1993	Holley, Battle	.217
1994	Holley, Battle	.225
1995	Britt, Bryan	.204
1996	Britt, Bryan	.232
1997	Williams, Derek	.226
	Roach, Jason	.226
1998	Hairr, Kevin	.204
1999	Marsh, Daniel	.220
2000	Marsh, Daniel	.219
2001	McKenna, David	.206
2002	Vaughn, Kiley	.237
2003	Hemingway, Jamie	.237
2004	Grawey, Chip	.271
2005	Preston, Tim	.251
2006	Hatcher, Chris	.264
2007	Halford, Steve	.236
2008	Hargrave, Daniel	.261
2009	Evans, Grayson	.223
	Stanley, Cody	.223
2010	Rooney, Mike	.248
2011	Campbell, Matt	.255
2012	Molinaro, Tyler	.264
	Campbell, Matt	.264
2013	Dunlap, Luke	.219
	Molinaro, Tyler	.219
2014	Golden, Casey	.223
2015	Linkous, Steven	.241
2016	Mims, Brian	.259
2017	Feight, Nick	.239
2018	Berne, Mason	.239
2019	Weiss, Cole	.256
2020	Bridges, Noah	.62
	Baldwin, Brooks	.62
2021	Baldwin, Brooks	.243
2022	Lifrieri, Dillon	.201
2023	Lifrieri, Dillon	.232

Runs Scored

1958	Wooten, Joe	.29
1959	Richardson, Jerry	.27
1963	Watts, Butch	.51
1965	Coley, Steve	.21
1966	Harris, Bill	.18
1967	Dew, Sandy	.35

1968	Askew, Sam	.18
1969	Hall, James	.29
1970	Askew, Sam	.18
1971	Cavanaugh	.42
1972	Cavanaugh	.32
1973	Cavanaugh	.38
1974	Edgerton, Howie	.35
1975	Edgerton, Howie	.32
1976	Ivey, Robert	.29
1977	Ourt, Randy	.18
1978	Baldwin, Bubba	.30
1979	People, Ronnie	.29
1980	Scalf, Mark	.17
1981	Jones, Thomas	.43
1982	Murr, Paul	.43
1983	Antle, Mike	.33
1984	Hall, Gary	.40
1985	Hall, Gary	.49
1986	Jones, Chuck	.45
1987	Wells, Mitch	.48
1988	Langmeyer, Tim	.37
1989	Mongero, Trent	.38
1990	Mongero, Trent	.32
1991	Chamberlain, Mark	.39
1992	Chamberlain, Mark	.38
1993	Broome, Corey	.38
1994	Holley, Battle	.44
1995	Britt, Bryan	.37
1996	Britt, Bryan	.60
1997	Williams, Derek	.67
1998	Hairr, Kevin	.46
	Avent, John	.46
1999	Foucht, Mike	.59
2000	Wishon, Justin	.59
2001	McKenna, David	.42
	Hairr, Kevin	.42
	Wishon, Justin	.42
2002	Hemingway, Jamie	.49
2003	Grawey, Chip	.55
2004	Grawey, Chip	.53
2005	Preston, Tim	.69
2006	Batts, Jonathan	.65
2007	Halford, Steve	.54
2008	Carver, Mark	.71
	Hargrave, Daniel	.71
2009	Stanley, Cody	.54
2010	Rooney, Mike	.54
2011	Ridge, Hunter	.53
2012	Cain, Andrew	.59
2013	Bass, Michael	.62
2014	Golden, Casey	.35
2015	Linkous, Steven	.62
2016	Linkous, Steven	.78
2017	Golden, Casey	.55
2018	Jeffers, Ryan	.53
2019	Jones, Greg	.70
2020	Bridges, Noah	.9
2021	Baldwin, Brooks	.49
2022	Baldwin, Brooks	.44
2023	Croom, Jac	.54

Hits

1958	Wooten, Joe	.29
1959	Coon, Roger	.36
	Richardson, Jerry	.36
1960	Tilden, Buddy	.22
1963	Cole, Tom	.46
1965	Coley, Steve	.30
1966	Dew, Sandy	.26

HISTORY: SEASON BY SEASON LEADERS

1967 Dew, Sandy..... 49	1965 Mills, Glenn 14	1966 Hall, James 5	2021 Brandenburg, Kip 15	Foucht, Mike 2
1968 Johnson, Weldon 35	1966 Johnson, Wa 14	1966 Daughtry, Pete 5	2022 Lifrieri, Dillon 18	Marsh, Daniel 2
1969 Askew, Sam 35	Dew, Sandy 14	1967 Askew, Sam 10	2023 Lifrieri, Dillon 17	Hemingway, Jamie 2
1970 Askew, Sam 32	1967 Johnson, Weldon 35	1968 Johnson, Weldon 5		2001 Wright, Matt 3
Sandlin, David 32	1968 Atkins, James 19	1969 Askew, Sam 7	Triples	Hairr, Kevin 3
1971 McClain 52	1969 Askew, Sam 27	1970 Askew, Sam 6	1957 Wooten, Joe 9	Pilegard, Magnus 3
1972 Sandlin, David 48	1970 Sandlin, David 17	1971 Sandlin, David 7	1959 Pittman, Jerome 4	2002 Grawey, Chip 3
1973 Sandlin, David 48	1971 Sandlin, David 33	Booth, Eddie 7	1963 Shipp, Bob 7	2003 Wright, Matt 4
1974 Edgerton, Howie 58	1972 Sandlin, David 29	1972 Sandlin, David 7	1965 Mills, Glenn 1	2004 Grawey, Chip 7
1975 File, Larry 43	1973 Sandlin, David 30	1973 Sandlin, David 12	Kennedy, D. 1	2005 Raynor, John 5
1976 File, Larry 49	1974 Dalton, Greg 28	1974 Gano, Steve 6	Miller, K. 1	2006 Raynor, John 2
1977 Lancaster, Richard 31	1975 Pittman, Robert 30	Pittman, R. 6	Maley, Elmer 1	Barefoot, Justin 2
1978 Dawkins, Herbie 58	Yandrick, Jerry 30	1975 Edgerton, Howie 8	1966 Harris, Bill 6	Poulk, Matt 2
1979 Dawkins, Herbie 52	1976 File, Larry 37	Schupp, Bobby 8	1967 Askew, Sam 6	2007 Hargrave, Daniel 3
1980 Whitehead, Tim 32	1977 Lancaster, Richard 17	1976 File, Larry 12	1968 Daughtry, Pete 3	Snyder, Jes. 3
1981 Jones, Thomas 64	1978 Dawkins, Herbie 37	1977 Lancaster, Richard 7	1969 Dew, Sandy 2	2008 Appel, Jason 5
1982 Murr, Paul 63	1979 Dawkins, Herbie 29	1978 Dawkins, Herbie 16	1970 Cavanaugh 2	2009 Stanley, Cody 6
1983 Antle, Mike 49	1980 Milkovits, John 15	1979 Dawkins, Herbie 10	Maultsby, Charlie 2	2010 Cain, Andrew 2
1984 Hall, Gary 60	1981 Milkovits, John 44	1980 Watkins, Rick 5	1971 Cavanaugh 4	Bass, Michael 2
1985 Hall, Gary 73	1982 Holley, Clyde 46	Montague, Jim 5	1972 Edgerton, Howie 2	Rooney, Mike 2
Reynolds, Bobby 73	1983 Antle, Mike 42	1981 Holley, Clyde 13	Hutchinson, Bill 2	2011 Campbell, Matt 3
1986 Maultsby, Mark 74	1984 Hudson, Roger 33	1982 Holley, Clyde 15	Sandlin, David 2	Hill, Alex 3
1987 Jones, Chuck 65	1985 Hall, Gary 48	1983 Cabbage, Chris 7	1973 Edgerton, Howie 2	2012 Pope, Thomas 7
1988 Byers, Mike 55	1986 Hall, Eric 49	1984 Hall, Gary 13	1974 Gano, Steve 3	2013 Bass, Michael 3
1989 Mongero, Trent 50	1987 Hickman, Eric 50	1985 Reynolds, Bobby 20	Edgerton, Howie 3	2014 Golden, Casey 3
1990 Hooks, Tim 54	1988 Hickman, Eric 26	1986 Jones, Chuck 14	1975 Yandrick, Jerry 2	2015 Linkous, Steven 4
1991 Chamberlain, Mark 59	1989 Adams, Tommie 29	Wells, Mitch 14	File, Larry 2	2016 Linkous, Steven 7
Stoudenmire, Ed 59	1990 Hooks, Tim 32	1987 Maultsby, Mark 12	1976 Lancaster, Richard 2	2017 Thorburn, Robbie 3
1992 Chamberlain, Mark 72	1991 Stoudenmire, Ed 31	1988 Hickman, Eric 14	Smith, Swain 2	2018 Bridges, Noah 3
1993 Broome, Corey 70	1992 Broome, Corey 36	1989 Fennell, Randy 8	File, Larry 2	2019 Jones, Greg 9
1994 Holley, Battle 77	1993 Broome, Corey 35	1990 Hooks, Tim 9	1977 Greene, Terry 2	2020 Brandenburg, Kip 3
1995 Britt, Bryan 62	1994 Holley, Battle 31	1991 Broome, Corey 9	1978 Lancaster, Richard 3	2021 Baldwin, Brooks 3
1996 Britt, Bryan 85	Britt, Bryan 31	1992 Broome, Corey 12	1978 Baldwin, Bubba 3	2022 Baldwin, Brooks 3
1997 Williams, Derek 80	1995 Britt, Bryan 36	1992 Chamberlain, Mark 12	1979 Baldwin, Bubba 1	2023 Wills, Brock 3
1998 Hairr, Kevin 67	1996 Britt, Bryan 51	1993 Broome, Corey 21	Livingston, Larry 1	
Avent, John 67	1997 Roach, Jason 63	1994 Holley, Battle 18	Scalf, Mark 1	Home Runs
1999 Hairr, Kevin 78	1998 Hairr, Kevin 46	1995 Britt, Bryan 14	Tallent, John 1	1957 Younts, Thomas 1
2000 Wishon, Justin 76	1999 Bonifay, Josh 62	1996 Britt, Bryan 16	People, Ronnie 1	1959 Coon, Roger 3
2001 Wright, Matt 63	2000 Marsh, Daniel 49	1997 Williams, Derek 19	1980 Whitehead, Tim 3	1963 Shipp, Bob 3
Pilegard, Magnus 63	2001 Wright, Matt 51	1998 Hairr, Kevin 22	1981 Jones, Thomas 7	1965 Mills, Glenn 2
2002 Hemingway, Jamie 81	2002 Wright, Matt 41	1999 Hairr, Kevin 19	1982 Murr, Paul 5	Coley, Steve 2
2003 Hemingway, Jamie 86	2003 Hemingway, Jamie 60	2000 Marsh, Daniel 15	1983 Griffin, Tommy 2	1966 Harris, Bill 1
2004 Grawey, Chip 101	2004 Smith, Aaron 50	Foucht, Mike 15	Cabbage, Chris 2	Mills, Glenn 1
2005 Preston, Tim 102	2005 Poulk, Matt 73	2001 Hairr, Kevin 15	1984 Reynolds, Bobby 1	Johnson, Weldon 2
2006 Raynor, John 97	2006 Raynor, John 69	2002 Vaughn, Kiley 22	Wells, Mitch 1	Hall, James 2
2007 Halford, Steve 83	2007 Batts, Jonathan 60	2003 Hemingway, Jamie 22	Hall, Gary 1	1968 Hall, James 1
2008 Appel, Jason 100	2008 Carver, Mark 82	2004 Poulk, Matt 17	1985 Redd, Reggie 2	Cuppert, Chuck 1
2009 Stanley, Cody 74	2009 Stanley, Cody 56	2005 Poulk, Matt 24	Langmeyer, Tim 2	Askew, Sam 1
2010 Ridge, Hunter 77	2010 Monday, Robbie 66	2006 Hatcher, Chris 18	1986 Wells, Mitch 2	Atkins, James 1
2011 Campbell, Matt 86	2011 Ridge, Hunter 60	Batts, Jonathan 18	Jones, Chuck 2	1969 Atkins, Eddie 1
2012 Pope, Thomas 86	2012 Molinaro, Tyler 48	2007 Halford, Steve 21	1987 Byers, Mike 3	Daughtry, Pete 1
2013 Bass, Michael 82	2013 Dunlap, Luke 46	Hargrave, Daniel 21	Hill, Randy 3	1970 Wheeler, Mike 3
2014 LaGrange, Ryan 62	2014 Dick, Corey 38	Carver, Mark 21	1988 Stoudenmire, Ed 2	Sandlin, David 3
2015 Shields, Zach 78	2015 Dunlap, Luke 46	2008 Hall, Nate 19	1989 Currin, Perry 2	Atkins, James 3
2016 Mims, Brian 96	2016 Feight, Nick 91	Hargrave, Daniel 19	1990 Mongero, Trent 5	1971 Cavanaugh 6
2017 Mims, Brian 74	2017 Feight, Nick 48	2009 Evans, Grayson 21	1991 Chamberlain, Mark 3	Sandlin, David 6
2018 Berne, Mason 82	2018 Jeffers, Ryan 59	2010 Evans, Grayson 18	1992 Broome, Corey 4	1972 Higgins, Eric 5
2019 Weiss, Cole 78	2019 Brown, Kep 54	2011 Ridge, Hunter 17	1993 Holstad, Chris 3	1973 Cavanaugh 8
2020 Weiss, Cole 18	2020 Brandenburg, Kip 9	2012 Pope, Thomas 18	Robinson, Kevin 3	1974 Smith, Swain 1
Bridges, Noah 18	2021 Baldwin, Brooks 45	2013 Bass, Michael 21	1994 Barnhardt, Keith 3	Ourt, Randy 1
2021 Baldwin, Brooks 79	2022 Suggs, Matt 48	2014 Dunlap, Luke 15	1995 Roach, Jason 2	Edgerton, Howie 1
2022 Baldwin, Brooks 66	2023 Tahch, Tanner 68	2015 Dunlap, Luke 16	1996 Williams, Derek 5	Pittman, R. 1
2023 Croom, Jac. 79		2016 Feight, Nick 24	1997 Williams, Derek 2	Schupp, Bobby 1
		2017 Jeffers, Ryan 19	Lewis, Kyle 2	1975 Pittman, Robert 3
		2018 Jeffers, Ryan 22	Roach, Jason 2	1976 File, Larry 5
		2019 Baldwin, Brooks 15	1998 Hairr, Kevin 3	1977 Montague, Jim 2
		Brown, Kep 15	Avent, John 3	1978 Lancaster, Richard 4
		2020 Bridges, Noah 3	1999 Bonifay, Josh 5	1979 Dawkins, Herbie 4
		2020 Evans, Ron 3	2000 Wishon, Justin 2	1980 Milkovits, John 2
Runs Batted In	Doubles			
1958 Wooten, Joe 17	1957 Wooten, Joe 5			
1959 Coon, Roger 23	Wells, Stacy 5			
1960 Tilden, Buddy 17	1959 Richardson, Jerry 7			
1963 Cole, Tom 38	1963 Cole, Tom 10			
	1965 Coley, Steve 8			

HISTORY: SEASON BY SEASON LEADERS

1981 Milkovits, John..... 7	1975 Pittman, Robert..... 59	1987 Catalano, John..... 36	2001 Wishon, Justin..... 16	2016 Mims, Brian..... 68
Holley, Clyde..... 7	1976 File, Larry..... 80	1988 Langmeyer, Tim..... 33	2002 Wright, Matt..... 6	2017 Golden, Casey..... 73
Whitehead, Tim..... 7	1977 Lancaster, Richard..... 38	1989 Heitler, Tom..... 35	2003 Grawey, Chip..... 9	2018 Bridges, Noah..... 74
1982 Holley, Clyde..... 5	1978 Dawkins, Herbie..... 82	1990 Stoudenmire, Ed..... 29	2004 Preston, Tim..... 15	2019 Bridges, Noah..... 64
Whitehead, Tim..... 5	1979 Dawkins, Herbie..... 74	1991 Chamberlain, Mark..... 27	2005 Preston, Tim..... 17	2020 Bridges, Noah..... 22
1983 Antle, Mike..... 12	1980 Whitehead, Tim..... 43	1992 McBride, Chris..... 25	2006 Hatcher, Chris..... 11	2021 Bridges, Noah..... 63
1984 Slaughter, Johnny..... 9	1981 Holley, Clyde..... 93	1993 McBride, Chris..... 25	2007 Hargrave, Daniel..... 12	2022 Suggs, Matt..... 54
1985 Hall, Gary..... 13	1982 Murr, Paul..... 88	1994 Williams, Derek..... 25	2008 Carver, Mark..... 18	2023 Wills, Brock..... 52
1986 Hall, Eric..... 13	1983 Antle, Mike..... 93	1995 Luther, Chris/Britt, Bryan..... 28	2009 Thielsen, Ben..... 13	
1987 Hickman, Eric..... 17	1984 Hall, Gary..... 99	1996 Williams, Derek..... 32	2010 Monday, Robbie..... 9	Stolen Bases
1988 Byers, Mike..... 7	1985 Hall, Gary..... 128	1997 Bonifay, Josh..... 36	2011 Cain, Andrew..... 12	1966 Dew, Sandy..... 8
1989 Fennell, Randy..... 5	1986 Jones, Chuck..... 104	1998 Ickes, Ken..... 30	2012 Cain, Andrew..... 14	1967 Askew, Sam..... 13
Stoudenmire, Ed..... 5	1987 Hickman, Eric..... 109	1999 Bonifay, Josh..... 32	2013 Connelly, Terence..... 19	1968 Askew, Sam..... 9
1990 Mongero, Trent..... 5	1988 Byers, Mike..... 85	2000 Wishon, Justin..... 52	2014 Connelly, Terence..... 18	1969 Dew, Sandy..... 5
1991 Broome, Corey..... 7	1989 Currin, Perry..... 65	2001 Wright, Matt..... 31	2015 Connelly, Terence..... 11	Hall, James..... 5
1992 Broome, Corey..... 4	1990 Mongero, Trent..... 79	2002 Wright, Matt..... 41	2016 Thorburn, Robbie..... 5	1970 Askew, Sam..... 11
1993 Broome, Corey..... 11	1991 Chamberlain, Mark..... 90	2003 Wright, Matt..... 41	Stupienski, Gavin..... 5	1971 Sugg..... 19
1994 Holley, Battle..... 7	Stoudenmire, Ed..... 90	2004 Smith, Aaron..... 22	Golden, Casey..... 5	1972 Hutchinson, Bill..... 13
Britt, Bryan..... 7	1992 Chamberlain, Mark..... 97	2005 Batts, Jonathan..... 30	2017 Golden, Casey..... 10	Edgerton, Howie..... 13
1995 Britt, Bryan..... 12	1993 Broome, Corey..... 126	2006 Batts, Jonathan..... 43	2018 Jones, Greg..... 19	1973 Hutchinson, Bill..... 9
1996 Britt, Bryan..... 21	1994 Holley, Battle..... 120	2007 Batts, Jonathan..... 41	2019 Jones, Greg..... 12	1974 Edgerton, Howie..... 18
1997 Roach, Jason..... 13	1995 Britt, Bryan..... 114	2008 Hall, Nate..... 40	2020 Evans, Ron..... 4	1975 Edgerton, Howie..... 18
1998 Hairr, Kevin..... 12	1996 Britt, Bryan..... 166	2009 Rooney, Mike..... 34	2021 Suggs, Matt..... 13	1976 File, Larry..... 13
1999 Bonifay, Josh..... 17	1997 Williams, Derek..... 136	2010 Monday, Robbie..... 45	2022 Baucom, Ethan..... 18	1977 Ourt, Randy..... 2
2000 Marsh, Daniel..... 7	1998 Hairr, Kevin..... 131	2011 Pope, Thomas..... 32	2023 Newton, John..... 11	Toler, Ray..... 2
2001 Hairr, Kevin..... 6	1999 Bonifay, Josh..... 135	2012 Ridge, Hunter..... 37		King, Richard..... 2
2002 Hemingway, Jamie..... 6	2000 Foucht, Mike..... 99	2013 Connelly, Terence..... 37	Strikeouts	1978 King, Richard..... 10
Wright, Matt..... 6	2001 Hairr, Kevin..... 100	2014 Connelly, Terence..... 26	1978 King, Richard..... 32	1979 Baldwin, Bubba..... 7
2003 Sutton, Matt..... 12	2002 Hemingway, Jamie..... 115	2015 Connelly, Terence..... 41	1979 Livingston, Larry..... 24	1980 Scalf, Mark..... 7
2004 Smith, Aaron..... 10	2003 Hemingway, Jamie..... 143	2016 Stupienski, Gavin..... 40	1980 Montague, Jim..... 24	1981 Jones, Thomas..... 18
2005 Poulk, Matt..... 11	2004 Grawey, Chip..... 135	2017 Mims, Brian..... 29	1981 Murr, Paul..... 27	1982 Stevenson, Don..... 8
2006 Poulk, Matt..... 14	2005 Preston, Tim..... 158	2018 Jeffers, Ryan..... 51	1982 Whitehead, Tim..... 29	1983 Stevenson, Don..... 7
2007 Batts, Jonathan..... 9	2006 Raynor, John..... 154	2019 Jones, Greg..... 55	1983 Slaughter, Johnny..... 20	1984 Hall, Gary..... 14
2008 Carver, Mark..... 21	2007 Halford, Steve..... 109	2020 Suggs, Matt..... 10	1984 Hudson, Roger..... 34	1985 Wells, Mitch..... 30
2009 Stanley, Cody..... 12	2008 Carver, Mark..... 167	2021 Brandenburg, Kip..... 30	1985 Jones, Chuck..... 33	1986 Reynolds, Bobby..... 25
Monday, Robbie..... 12	2009 Stanley, Cody..... 135	2022 Baldwin, Brooks..... 21	Bryant, Bobby..... 33	1987 Wells, Mitch..... 27
2010 Monday, Robbie..... 20	2010 Monday, Robbie..... 141	2023 DeMartino, Alec..... 33	1986 Langmeyer, Tim..... 40	1988 Langmeyer, Tim..... 26
2011 Cain, Andrew..... 10	2011 Ridge, Hunter..... 128		1987 Byers, Mike..... 30	1989 Mongero, Trent..... 24
2012 Molinaro, Tyler..... 16	2012 Molinaro, Tyler..... 139	Hit By Pitch	Catalano, John..... 30	1990 Chamberlain, Mark..... 17
2013 Molinaro, Tyler..... 11	2013 Bass, Michael..... 121	1978 Scalf, Mark..... 4	1988 Langmeyer, Tim..... 47	1991 Chamberlain, Mark..... 14
2014 Dick, Corey..... 6	2014 Golden, Casey..... 90	1979 Baldwin, Bubba..... 2	1989 Catucci, Al Frank..... 32	1992 Hooker, Kevin..... 28
2015 Dick, Corey..... 6	2015 Golden, Casey..... 100	Montague, Jim..... 2	1990 Catalano, Joe..... 24	1993 Barnhardt, Keith..... 19
Stupienski, Gavin..... 6	2016 Feight, Nick..... 175	Dawkins, Herbie..... 2	Broome, Corey..... 24	1994 Barnhardt, Keith..... 17
Golden, Casey..... 6	2017 Golden, Casey..... 146	Gourley, John..... 2	Hooks, Tim..... 24	1995 Luther, Chris..... 16
2016 Feight, Nick..... 21	2018 Jeffers, Ryan..... 139	1980 Tallent, John..... 5	1991 Altman, Heath..... 37	1996 Britt, Bryan..... 16
2017 Golden, Casey..... 21	2019 Jones, Greg..... 121	1981 Slaughter, Johnny..... 3	1992 Gray, Jared..... 38	Williams, Derek..... 16
2018 Jeffers, Ryan..... 16	2020 Weiss, Cole..... 26	1982 Cabbage, Chris..... 3	1993 Barnhardt, Keith..... 39	1997 Williams, Derek..... 20
2019 Brown, Kep..... 8	2021 Baldwin, Brooks..... 141	1983 Reynolds, Bobby..... 3	1994 Bourbeau, Jason..... 39	1998 Rugienius, Mike..... 22
2020 Evans, Ron..... 3	2022 Baldwin, Brooks..... 118	1984 Slaughter, Johnny..... 4	1995 Roach, Jason..... 37	1999 Foucht, Mike..... 21
2021 Baldwin, Brooks..... 15	2023 Thach, Tanner..... 124	1985 Garrett, Calvin..... 2	1996 Britt, Bryan..... 45	2000 Wishon, Justin..... 24
2022 Suggs, Matt..... 13		Bryant, Bobby..... 2	1997 Bonifay, Josh..... 63	2001 Wishon, Justin..... 21
2023 Thach, Tanner..... 15		1987 Graham, Dwayne..... 5	1998 Avent, John..... 54	2002 Hemingway, Jamie..... 21
	Walks	1988 Byers, Mike..... 4	1999 Foucht, Mike..... 58	2003 Hemingway, Jamie..... 31
	1972 Smith, Billy..... 37	1989 Chamberlain, Mark..... 5	2000 Foucht, Mike..... 59	2004 Grawey, Chip..... 39
	1973 Edgerton, Howie..... 31	Mongero, Trent..... 5	2001 Pilegard, Magnus..... 44	2005 Raynor, John..... 23
	Cavanaugh..... 31	1990 Mongero, Trent..... 5	2002 Simmerman, Russ..... 61	2006 Raynor, John..... 42
	1974 Smith, Swain..... 36	1991 Altman, Heath..... 5	2003 Simmerman, Russ..... 57	2007 Appel, Jason..... 12
	1975 Pittman, Robert..... 35	1992 Chamberlain, Mark..... 4	2004 Smith, Aaron..... 38	2008 Appel, Jason..... 21
	1976 Lewis, Van..... 37	Gray, Jared..... 4	2005 Hatcher, Chris..... 50	2009 Stanley, Cody..... 10
	1977 Ourt, Randy..... 20	McCain..... 4	2006 Hatcher, Chris..... 53	2010 Bass, Michael..... 15
	1978 King, Richard..... 33	1993 Holley, Battle..... 6	2007 Hargrave, Daniel..... 46	2011 Pope, Thomas..... 19
	1979 Tallent, John..... 21	1994 Holley, Battle..... 5	2008 Hargrave, Daniel..... 51	2012 Cain, Andrew..... 23
	1980 Milkovits, John..... 25	1995 Walston, Kevin..... 5	2009 Stanley, Cody..... 37	2013 Bass, Michael..... 26
	1981 Slaughter, Johnny..... 31	1996 Williams, Terry..... 7	2010 Hill, Alex..... 46	2014 Thorburn, Robbie..... 9
	1982 Cabbage, Chris..... 25	Morris, Hamer..... 7	2011 Cain, Andrew..... 60	Golden, Casey..... 9
	Slaughter, Johnny..... 25	1997 Robertson, Ty..... 7	2012 Molinaro, Tyler..... 66	2015 Linkous, Steven..... 30
	1983 Cabbage, Chris..... 22	1998 Ickes, Ken..... 9	2013 Molinaro, Tyler..... 73	2016 Linkous, Steven..... 29
	1984 Slaughter, Johnny..... 28	1999 Hairr, Kevin..... 8	2014 LaGrange, Ryan..... 49	2017 Thorburn, Robbie..... 12
	1985 Hall, Eric..... 37	2000 Wishon, Justin..... 14	2015 Golden, Casey..... 60	2018 Jones, Greg..... 16
	1986 Hall, Eric..... 60			
Total Bases				
1957 Wooten, Joe..... 23				
1958 Wooten, Joe..... 29				
1959 Coon, Roger..... 52				
1960 Tilden, Buddy..... 22				
1963 Shipp, Bob..... 61				
1965 Coley, Steve..... 44				
1966 Harris, Bill..... 37				
1967 Askew, Sam..... 70				
1968 Johnson, Weldon..... 40				
1969 Askew, Sam..... 44				
1970 Sandlin, David..... 48				
1971 Cavanaugh..... 75				
1972 Sandlin, David..... 59				
1973 Cavanaugh..... 68				
1974 Edgerton, Howie..... 71				

HISTORY: SEASON BY SEASON LEADERS

2019	Jones, Greg	42
2020	Bridges, Noah	8
2021	Bridges, Noah	12
2022	Baldwin, Brooks	16
2023	Croom, Jac	7

PITCHING

Earned Run Average

1957	Gibson, Joel	1.61
1963	Ware, Wray	1.67
1965	Page, Sam	1.21
1966	Lemon, Ed	0.82
1967	Sanders, Jim	1.68
1968	Eyer, Pete	0.57
1969	Eyer, Pete	0.31
1970	Sandlin, David	0.00
1971	Bickers, Carroll	1.80
1972	Booth, Eddie	1.48
1973	Sandlin, David	1.49
1974	Clemmons	1.50
1975	Lambert, Phil	1.91
1976	Lambert, Phil	2.87
1977	Hunter, Mike	2.14
1978	Sutton, Roger	1.84
1979	Pope, David	2.25
1980	Smith, Kenny	3.65
1981	Inman, Ronald	2.77
1982	Smith, Kenny	2.05
1983	Willis, Carl	2.79
1984	Hopper, Curtis	4.30
1985	King, Kenny	3.40
1986	King, Kenny	3.46
1987	Currin, Wesley	2.71
1988	Adams, Tommie	4.12
1989	Morrison, David	3.73
1990	Balentine, Bryant	3.90
1991	Siopes, Mike	3.04
1992	Wood, John	2.47
1993	Altman, Heath	2.39
1994	Pyrtle, Joey	2.20
1995	Rogers, Jeff	1.60
1996	Hall, Brandon	2.64
1997	Roach, Jason	3.63
1998	Mazur, Bryan	5.03
1999	Mazur, Bryan	2.76
2000	Kozol, Anthony	3.57
2001	Whitaker, Brian	2.20
2002	Whitaker, Brian	3.00
2003	Cross, Blake	2.04
2004	Cross, Blake	2.78
2005	Hill, Ronald	3.38
2006	Paul, Adam	3.31
2007	Hatcher, Jeff	3.70
2008	Holt, Bradley	3.18
2009	McSwain, Tyler	3.80
2010	Roth, Cameron	2.98
2011	Bradley, Travis	3.96
2012	Secrest, Kelly	2.12
2013	Ramsey, Jordan	2.34
2014	Batts, Mat	2.69
2015	Ramsey, Jordan	1.69
2016	Foster, Ryan	2.46
2017	Royalty, Alex	3.20
2018	Royalty, Alex	4.75
2019	Roupp, Landen	3.47
2020	Roupp, Landen	2.00
2021	Smith, Adam	2.49
2022	Sales, RJ	3.52

2023	Taylor, Zane	3.72
------	--------------	------

Opponent Batting Average

1987	Currin, Wesley	.179
1988	Balentine, Bryant	.207
1989	Hunt, Jerome	.236
1990	Balentine, Bryant	.206
1991	Siopes, Mike	.245
1992	Altman, Heath	.217
1993	Altman, Heath	.187
1994	Pyrtle, Joey	.215
1995	Rogers, Jeff	.196
1996	Ramsey, Jason	.214
1997	Roach, Jason	.245
1998	Mazur, Bryan	.290
1999	Grant, Lee	.222
2000	McDonnell, Matt	.207
2001	McDonnell, Matt	.219
2002	Whitaker, Brian	.221
2003	Cross, Blake	.199
2004	Cross, Blake	.201
2005	Flood, Allen	.262
2006	Braxton, Brett	.223
2007	Cropper, Daniel	.249
2008	Holt, Bradley	.225
2009	Davis, Steven	.235
2010	Roth, Cameron	.255
2011	Cropper, Daniel	.263
2012	Secrest, Kelly	.193
2013	Ramsey, Jordan	.236
2014	Batts, Mat	.235
2015	Ramsey, Jordan	.193
2016	Foster, Ryan	.226
2017	Royalty, Alex	.236
2018	Royalty, Alex	.241
2019	Gesell, Luke	.221
2020	Roupp, Landen	.200
2021	Roupp, Landen	.197
2022	Phelan, Cyle	.195
2023	Taylor, Zane	.237

Innings Pitched

1957	Gibson, Joel	61.2
1963	Page, Sam	54.2
1965	Lemon, Ed	62.1
1966	Lemon, Ed	55.0
1967	Cuppert, Chuck	100.2
1968	Cuppert, Chuck	97.1
1969	Eyer, Pete	58.2
1970	Sandlin, David	79.0
1971	Booth, Eddie	87.2
1972	Booth, Eddie	67.0
1973	Sandlin, David	66.1
1974	Sanderson	73.1
1975	Hunter, Mike	72.1
1976	Watkins, Thurston	59.0
1977	Hunter, Mike	67.1
1978	Sutton, Roger	98.0
1979	Sutton, Roger	119.0
1980	Smith, Kenny	69.0
1981	Antle, Mike	90.0
1982	Willis, Carl	95.2
1983	Smith, Kenny	91.1
1984	Hopper, Curtis	83.2
1985	King, Kenny	100.2
1986	King, Kenny	106.2
1987	Davidson, Kevin	90.0
1988	Hunt, Jerome	92.0
1989	Adams, Tommie	82.1

1990	Morrison, David	78.1
1991	Jarman, Keith	104.0
1992	Smith, Brian	94.2
1993	Smith, Brian	94.2
1994	Smith, Brian	107.2
1995	Ramsey, Jason	106.2
1996	Ramsey, Jason	97.2
1997	Mazur, Bryan	108.2
1998	Mazur, Bryan	96.2
1999	Mazur, Bryan	101.0
2000	Kozol, Anthony	113.1
2001	Weatherby, Charlie	118.0
2002	Whitaker, Brian	117.0
2003	Mullis, Jake	106.1
2004	Kimball, Zach	107.2
2005	Hill, Ronald	106.2
2006	Benton, Thomas	120.2
2007	Cropper, Daniel	84.0
2008	Hatcher, Jeff	97.2
2009	Frankoff, Seth	65.2
2010	Roth, Cameron	93.2
2011	Cropper, Daniel	90.2
2012	McSwain, Tyler	104.2
2013	Batts, Mat	111.2
2014	Batts, Mat	103.2
2015	Foster, Ryan	88.1
2016	Foster, Ryan	117.0
2017	Royalty, Alex	98.1
2018	Royalty, Alex	92.2
2019	Gesell, Luke	92.2
2020	Roupp, Landen	27.0
2021	Roupp, Landen	101.0
2022	Sales, RJ	76.2
2023	Shafer, Jacob	87.2

Walks

1957	Gibson, Joel	26
1963	Braxton, Jim	26
1968	Eyer, Pete	25
1970	Booth, Eddie	18
1971	Atkins, Eddie	40
1976	Davis, Parker	60
1977	Davis, Cecil	22
1978	Sutton, Roger	34
1979	Pope, David	35
1980	Inman, Ronald	28
1981	Antle, Mike	60
1982	Inman, Ronald	44
1983	Smith, Kenny	53
1984	Hopper, Curtis	58
1985	King, Kenny	53
1986	King, Kenny	42
1987	Currin, Wesley	41
1988	Balentine, Bryant	58
1989	Tillman, Tony	49
1990	Balentine, Bryant	59
1991	Morrison, David	53
1992	Smith, Brian	36
1993	Altman, Heath	32
1994	Babson, John	35
1995	Ramsey, Jason	38
1996	Mazur, Bryan	49
1997	Mazur, Bryan	53
1998	Mazur, Bryan	46
1999	Mazur, Bryan	35
2000	McDonnell, Matt	46
2001	Weatherby, Charlie	36
2002	Whitaker, Brian	32

2003	Overton, Brad	38
2004	Kimball, Zach	34
2005	Moore, Jeff	23
2006	Booker, Zach	36
2007	Holt, Bradley	32
2008	Holt, Bradley	36
2009	Frankoff, Seth	29
2010	Roth, Cameron	52
2011	McSwain, Tyler	30
2012	DeLoach, Tyler	27
2013	Ramsey, Jordan	30
2014	Phillips, Evan	30
2015	Monroe, Nick	42
2016	Roberson, Josh	28
2017	Beehler, Logan	34
2018	Roupp, Landen	29
2019	Gesell, Luke	27
2020	Sharpe, Zarion	8
2021	Roupp, Landen	42
2022	Sales, RJ	37
2023	Shafer, Jacob	31

Strikeouts

1957	Gibson, Joel	57
1963	Page, Sam	48
1965	Lemon, Ed	71
1966	Lemon, Ed	59
1967	Sanders, Jim	70
1968	Cuppert, Chuck	73
1969	Booth, Eddie	57
1970	Booth, Eddie	63
1971	Booth, Eddie	107
1972	Booth, Eddie	84
1973	Sandlin, David	74
1974	Sanderson	47
1975	Lambert, Phil	39
1976	Davis, Parker	39
1977	Hunter, Mike	40
1978	Sutton, Roger	57
1979	Sutton, Roger	67
1980	Smith, Kenny	27
1981	Antle, Mike	61
1982	Smith, Kenny	69
1983	Smith, Kenny	69
1984	Hopper, Curtis	35
1985	King, Kenny	72
1986	King, Kenny	65
1987	Davidson, Kevin	57
1988	Hunt, Jerome	52
1989	Tillman, Tony	51
1990	Balentine, Bryant	85
1991	Jarman, Keith	78
1992	Smith, Brian	65
1993	Altman, Heath	80
1994	McBride, Chris	80
1995	Ramsey, Jason	128
1996	Ramsey, Jason	135
1997	Mazur, Bryan	85
1998	Mazur, Bryan	72
1999	Mazur, Bryan	118
2000	Kozol, Anthony	96
2001	Weatherby, Charlie	103
2002	Whitaker, Brian	83
2003	Mullis, Jake	98
2004	Kimball, Zach	74
2005	Hill, Ronald	73
2006	Benton, Thomas	101
2007	Hatcher, Jeff	93
2008	Holt, Bradley	65

2009	Cropper, Daniel	53
	Davis, Steven	53
2010	Roth, Cameron	74
2011	Cropper, Daniel	80
2012	Batts, Mat	90
2013	Batts, Mat	114
2014	Batts, Mat	105
2015	Monroe, Nick	70
2016	Foster, Ryan	69
2017	Royalty, Alex	106
2018	Royalty, Alex	91
2019	Roupp, Landen	91
2020	Roupp, Landen	30
2021	Roupp, Landen	118
2022	Sales, RJ	59
2023	Taylor, Zane	60

Wins

1957	Gibson, Joel	6
1963	Page, Sam	7
1965	Lemon, Ed	5
1966	Lemon, Ed	4
1967	Cuppert, Chuck	7
1968	Cuppert, Chuck	9
1969	Eyer, Pete	7
1970	Booth, Eddie	7
1971	Booth, Eddie	9
1972	Booth, Eddie	6
1973	Sanderson	6
1974	Fulton, Paul	6
1975	Lambert, Phil	7
1976	Watkins, Thurston	5
1976	Robbins, Mike	5
1977	Hunter, Mike	3
	Watkins, Thurston	3
1978	Sutton, Roger	10
1979	Pope, David	8
1980	Smith, Kenny	4
1981	Antle, Mike	9
1982	Willis, Carl	8
1983	Willis, Carl	7
1984	King, Kenny	6
1985	King, Kenny	10
1986	King, Kenny	9
1987	Davidson, Kevin	8
	Currin, Wesley	8
1988	Tillman, Tony	4
1989	Adams, Tommie	9
1990	Balentine, Bryant	5
1991	Jarman, Keith	7
1992	Smith, Brian	4
	Baucom, Brian	4
	Fritz	4
1993	McBride, Chris	6
1994	Smith, Brian	8
1995	Ramsey, Jason	6
	Pyrtle, Joey	6
	Babson, John	6
1996	Walston, Kevin	4
	Hall, Brandon	4
	Ramsey, Jason	4
	Brown, Tim	4
	Kozol, Anthony	4
1997	Mazur, Bryan	9
1998	Hager, Kevin	5
1999	Mazur, Bryan	10
2000	Kozol, Anthony	8
2001	Whitaker, Brian	10
2002	Whitaker, Brian	7



HISTORY: SEASON BY SEASON LEADERS

2003 Mullis, Jake..... 8	2009 B. Booth..... 6	2004 Cross, Blake..... 32	2005 Hill, Ronald..... 17	2001 Weatherby, Charlie..... 7
2004 Hill, Ronald..... 12	2010 Harrold, Stephen..... 6	2005 Flood, Allen..... 33	2006 Kimball, Zach..... 17	2002 Whitaker, Brian..... 2
2005 Hill, Ronald..... 10	2011 Prince, William..... 5	2006 Paul, Adam..... 36	2006 Benton, Thomas..... 18	2003 Overton, Brad..... 2
2006 Benton, Thomas..... 9	Tart, Blaze..... 5	2007 Salefsky, Larry..... 28	2007 Holt, Bradley..... 15	Mullis, Jake..... 2
2007 Flood, Allen..... 6	2012 Holden, Ricky..... 4	Dickens, Cody..... 28	Cropper, Daniel..... 15	2004 Hill, Ronald..... 3
2008 Holt, Bradley..... 11	Prince, William..... 4	2008 Roth, Cameron..... 33	2008 Hatcher, Jeff..... 15	2005 Moore, Jeff..... 1
2009 Cropper, Daniel..... 5	2013 Secrest, Kelly..... 8	2009 B. Booth..... 37	Holt, Bradley..... 15	Kimball, Zach..... 1
Davis, Steven..... 5	2014 Secrest, Kelly..... 8	2010 Booth, Bryan..... 32	2009 Frankoff, Seth..... 12	2006 Benton, Thomas..... 4
2010 Roth, Cameron..... 7	2015 Ramsey, Jordan..... 7	2011 Secrest, Kelly..... 28	2010 Roth, Cameron..... 15	2007 Cropper, Daniel..... 1
2011 Cropper, Daniel..... 8	2016 Gesell, Jared..... 5	Harnage, Andrew..... 28	2011 McSwain, Tyler..... 14	Hatcher, Jeff..... 1
2012 McSwain, Tyler..... 9	2017 Cota, Clark..... 4	2012 Secrest, Kelly..... 30	Cropper, Daniel..... 14	2008 Hatcher, Jeff..... 2
2013 Batts, Mat..... 9	2018 Cota, Clark..... 13	2013 Secrest, Kelly..... 31	2012 Batts, Mat..... 16	Holt, Bradley..... 2
2014 Batts, Mat..... 6	2019 Morgan, Blake..... 3	Lane, Jack..... 31	2013 Ramsey, Jordan..... 16	2010 McSwain, Tyler..... 2
2015 Ramsey, Jordan..... 8	Ryan, Henry..... 3	2014 Secrest, Kelly..... 25	Batts, Mat..... 16	2011 Cropper, Daniel..... 3
2016 Foster, Ryan..... 13	2020 Smith, Adam..... 3	2015 Ramsey, Jordan..... 28	2014 Batts, Mat..... 15	2012 Batts, Mat..... 2
2017 Royalty, Alex..... 9	Deatherage, Blake..... 3	2016 Magestro, Austin..... 29	2015 Foster, Ryan..... 16	McSwain, Tyler..... 2
2018 Warren, Austin..... 8	2021 Smith, Adam..... 3	2017 Easter, Austin..... 28	Monroe, Nick..... 16	2013 Batts, Mat..... 6
2019 Roupp, Landen..... 6	Chenault, Ethan..... 3	2018 Warren, Austin..... 28	2016 Foster, Ryan..... 17	2014 Monroe, Nick..... 1
2020 Roupp, Landen..... 3	Hodges, Hunter..... 3	2019 Morgan, Blake..... 30	2017 Royalty, Alex..... 15	Batts, Mat..... 1
Gesell, Luke..... 3	2022 Hodges, HUnter..... 7	2020 Smith, Adam..... 7	Beehler, Logan..... 15	2015 Foster, Ryan..... 1
2021 Roupp, Landen..... 8	2023 Banks, Brett..... 8	2021 Hodges, Hunter..... 24	2018 Royalty, Alex..... 17	2016 Foster, Ryan..... 3
2022 Sales, RJ..... 6	Appearances	2022 Hodges, Hunter..... 27	2019 Gesell, Luke..... 16	2017 Sharpe, Zarion..... 1
2023 Taylor, Zane..... 7	1957 Gibson, Joel..... 10	2023 Banks, Brett..... 30	2020 Roupp, Landen..... 4	2018 Royalty, Alex..... 1
Shafer, Jacob..... 7	1965 Lemon, Ed..... 9	Games Started	Sharpe, Zarion..... 4	2019 Roupp, Landen..... 1
Saves	1966 Braxton, Jim..... 7	1957 Gibson, Joel..... 6	Gesell, Luke..... 4	2020 none
1966 Ware, Wray..... 1	Lemon, Ed..... 7	1965 Lemon, Ed..... 5	2021 Roupp, Landen..... 15	2021 Roupp, Landen..... 2
Whitfield, Doyle..... 1	1967 Sanders, Jim..... 14	Page, Sam..... 5	Gesell, Luke..... 15	2022 none
1967 Sanders, Jim..... 2	1968 Cuppett, Chuck..... 13	1971 Booth, Eddie..... 8	2022 Sales, RJ..... 15	2023 Taylor, Zane..... 1
1968 Harris, Jim..... 2	1969 Eyer, Pete..... 11	1973 Sandlin, David..... 9	2023 Taylor, Zane..... 17	Shafer, Jacob..... 1
1970 Atkins, Eddie..... 1	1970 Cuppett, Chuck..... 9	1974 Sanderson..... 10	Complete Games	Home Runs Allowed
1971 Failing..... 1	1971 Booth, Eddie..... 14	Fulton, Paul..... 10	1957 Gibson, Joel..... 6	1987 Davidson, Kevin..... 15
Bickers, Carroll..... 1	1972 Yelverton, Barnes..... 11	1975 Lambert, Phil..... 9	1965 Lemon, Ed..... 5	1988 Hunt, Jerome..... 10
1977 Hunter, Mike..... 2	1973 Kincaid, Harry..... 11	1976 Davis, Parker..... 8	1966 Lemon, Ed..... 4	1989 Hunt, Jerome..... 6
1978 Sutton, Roger..... 3	Sanderson..... 11	1977 Hunter, Mike..... 7	1967 Cuppett, Chuck..... 7	1990 Hunt, Jerome..... 11
1980 Inman, Ronald..... 1	1974 Robbins, Mike..... 15	1978 Sutton, Roger..... 11	Sanders, Jim..... 7	1991 Jarman, Keith..... 10
Williams, Mike..... 1	1975 Lambert, Phil..... 14	1979 Sutton, Roger..... 14	1971 Booth, Eddie..... 6	1992 Wood, John..... 4
1981 Inman, Ronald..... 1	1977 Prosser, Randy..... 14	1980 Smith, Kenny..... 9	1972 Booth, Eddie..... 5	Babson, John..... 4
Connor, Johnny..... 1	1977 Hunter, Mike..... 11	1981 Antle, Mike..... 13	1973 Sandlin, David..... 6	1993 Pettus, Keith..... 5
1982 Willis, Carl..... 2	1978 Sutton, Roger..... 18	1982 Inman, Ronald..... 11	1974 Fulton, Paul..... 5	1994 Smith, Brian..... 8
1983 Willis, Carl..... 3	1979 Sutton, Roger..... 16	Willis, Carl..... 11	1975 Hunter, Mike..... 4	1995 Ramsey, Jason..... 6
1984 Currin, Wesley..... 2	1980 Smith, Kenny..... 11	1983 Smith, Kenny..... 12	1976 Hunter, Mike..... 4	1996 Ramsey, Jason..... 12
Jones, K..... 2	1981 Connor, Johnny..... 21	1984 Hopper, Curtis..... 12	1977 Hunter, Mike..... 5	1997 Kozol, Anthony..... 10
1985 Altman, Scott..... 7	1982 Willis, Carl..... 15	King, Kenny..... 12	1978 Sutton, Roger..... 9	1998 Temple, Jack..... 15
1986 Currin, Wesley..... 3	1983 Willis, Carl..... 15	1985 King, Kenny..... 13	1979 Sutton, Roger..... 10	1999 Mazur, Bryan..... 7
1987 Hickman, Eric..... 3	1984 Mazur, R..... 16	Hopper, Curtis..... 13	1980 Pope, David..... 3	Coughlin, Chris..... 7
1988 Adams, Tommie..... 3	1985 Altman, Scott..... 17	1986 Hopper, Curtis..... 13	Smith, Kenny..... 3	2000 Coughlin, Chris..... 8
1989 Jarman, Keith..... 3	1986 Freeman, Mike..... 20	King, Kenny..... 13	1981 Antle, Mike..... 7	Temple, Jack..... 8
1990 Wood, John..... 3	1987 Hickman, Eric..... 17	Davidson, Kevin..... 13	1982 Willis, Carl..... 8	2001 Weatherby, Charlie..... 7
1991 Smith, Brian..... 5	1988 Adams, Tommie..... 19	1987 Freeman, Mike..... 14	Smith, Kenny..... 8	2002 Mullis, Jake..... 11
1992 Baucom, Brian..... 3	1988 Tillman, Tony..... 14	1988 Hunt, Jerome..... 16	Willis, Carl..... 9	2003 Mullis, Jake..... 13
1993 Altman, Heath..... 8	1990 Hunt, Jerome..... 17	1989 Tillman, Tony..... 12	1984 Hopper, Curtis..... 6	2004 Benton, Thomas..... 11
1994 Putnam, Dixon..... 2	1991 Smith, Brian..... 20	1990 Balentine, Bryant..... 13	1985 Hopper, Curtis..... 8	2005 Kimball, Zach..... 10
McBride, Chris..... 2	1992 Baucom, Brian..... 20	1991 Morrison, David..... 15	1986 Hopper, Curtis..... 9	2006 Benton, Thomas..... 7
1995 Rogers, Jeff..... 3	1993 Altman, Heath..... 21	1992 Smith, Brian..... 15	1987 Freeman, Mike..... 7	2007 Holt, Bradley..... 14
1996 Roach, Jason..... 5	1994 Babson, John..... 20	1993 Smith, Brian..... 12	Currin, Wesley..... 7	2008 Hatcher, Jeff..... 13
1997 Trogdon, Bryan..... 2	Pyrtle, Joey..... 20	1994 Smith, Brian..... 15	1988 Hunt, Jerome..... 6	2009 Frankoff, Seth..... 10
1998 Ickes, Ken..... 3	1995 Rogers, Jeff..... 23	1995 Pyrtle, Joey..... 14	1989 Adams, Tommie..... 7	2010 McSwain, Tyler..... 10
1999 Mazur, Bryan..... 3	1996 Hall, Brandon..... 20	1996 Ramsey, Jason..... 13	1990 Jarman, Keith..... 8	2011 Cropper, Daniel..... 14
2000 Weatherby, Charlie..... 4	1997 Trogdon, Bryan..... 23	1997 Mazur, Bryan..... 16	1991 Jarman, Keith..... 6	2012 Batts, Mat..... 7
2001 McDonnell, Matt..... 2	Mazur, Bryan..... 23	1998 Temple, Jack..... 16	1992 Smith, Brian..... 6	2013 Holden, Ricky..... 8
2002 Cross, Blake..... 7	1998 Simmons, Jake..... 17	1999 Wilson, Kenny..... 13	1993 Pettus, Keith..... 4	2014 Ramsey, Jordan..... 6
2003 Cross, Blake..... 13	Mazur, Bryan..... 17	2000 Kozol, Anthony..... 14	1994 Smith, Brian..... 5	2015 Monroe, Nick..... 7
2004 Cross, Blake..... 12	Hager, Kevin..... 17	2001 Weatherby, Charlie..... 16	1995 Ramsey, Jason..... 4	2016 Royalty, Alex..... 9
2005 Flood, Allen..... 4	1999 Mazur, Bryan..... 22	2002 Whitaker, Brian..... 16	1996 Ramsey, Jason..... 5	2017 Royalty, Alex..... 10
Paul, Adam..... 4	2000 McDonnell, Matt..... 26	Mullis, Jake..... 16	1997 Mazur, Bryan..... 4	Warren, Austin..... 10
2006 Paul, Adam..... 9	2001 Whitaker, Brian..... 20	2003 Overton, Brad..... 15	1998 Mazur, Bryan..... 6	2018 Royalty, Alex..... 6
2007 Salefsky, Larry..... 3	2002 Cross, Blake..... 26	Mullis, Jake..... 15	1999 Mazur, Bryan..... 7	2019 Gesell, Luke..... 6
2008 Harrold, Stephen..... 6	2003 Cross, Blake..... 35	2004 Kimball, Zach..... 17	2000 Kozol, Anthony..... 4	2020 Gesell, Luke..... 3



2021 Gesell Luke 15
 2022 Taylor, Zane 7
 2023 Taylor, Zane 10

FIELDING

Total Chances

1978 Livingston, Larry 271
 1979 Scalf, Mark 212
 1980 Holley, Clyde..... 299
 1981 Holley, Clyde..... 451
 1982 Holley, Clyde..... 388
 1983 Jones, K. 214
 1984 Jones, Chuck..... 325
 1985 Jones, Chuck..... 517
 1986 Jones, Chuck..... 559
 1987 Jones, Chuck..... 495
 1988 Fennell, Randy 283
 1989 Mongero, Trent..... 231
 1990 Hooks, Tim..... 446
 1991 Siopes, Mike..... 359
 1992 McBride, Chris..... 359
 1993 McBride, Chris..... 416
 1994 Bourbeau, Jason..... 341
 1995 Joyner, Tate 366
 1996 Joyner, Tate 316
 1997 Walston, Kevin..... 361
 1998 Avent, John 331
 1999 Marsh, Daniel 486
 2000 Marsh, Daniel 478
 2001 Wright, Matt 568
 2002 Wright, Matt 602
 2003 Wright, Matt 567
 2004 Sutton, Matt 354
 2005 Hatcher, Chris..... 343
 2006 Batts, Jonathan 387
 2007 Hargrave, Daniel 359
 2008 Carver, Mark 437
 2009 Stanley, Cody..... 383
 2010 Stanley, Cody..... 507
 2011 Ridge, Hunter..... 487
 2012 Ridge, Hunter..... 498
 2013 Farber, Drew 452
 2014 Farber, Drew 355
 2015 Stupienski, Gavin 376
 2016 Mims, Brian 318
 Canada, Zack..... 318
 2017 Berne, Mason 385
 2018 Berne, Mason 563
 2019 Baldwin, Brooks..... 545
 2020 Brandenburg, Kip 143
 2021 Brandenburg, Kip 493
 2022 Suggs, Matt 346
 2023 Thach, Tanner..... 476

Putouts

1978 Livingston, Larry 250
 1979 Scalf, Mark 103
 1980 Holley, Clyde..... 276
 1981 Holley, Clyde..... 428
 1982 Holley, Clyde..... 364
 1983 Jones, K. 193
 1984 Jones, Chuck..... 292
 1985 Jones, Chuck..... 474
 1986 Jones, Chuck..... 506
 1987 Jones, Chuck..... 469
 1988 Fennell, Randy 258
 1989 Fennell, Randy 216
 1990 Hooks, Tim..... 427

1991 Siopes, Mike..... 319
 1992 McBride, Chris..... 318
 1993 McBride, Chris..... 368
 1994 Bourbeau, Jason..... 286
 1995 Joyner, Tate 336
 1996 Joyner, Tate 286
 1997 Walston, Kevin..... 336
 1998 Avent, John 304
 1999 Marsh, Daniel 411
 2000 Marsh, Daniel 433
 2001 Wright, Matt 516
 2002 Wright, Matt 557
 2003 Wright, Matt 533
 2004 Sutton, Matt 324
 2005 Hatcher, Chris..... 296
 2006 Batts, Jonathan 359
 2007 Hargrave, Daniel 305
 2008 Carver, Mark 403
 2009 Monday, Robbie..... 354
 2010 Stanley, Cody..... 447
 2011 Ridge, Hunter..... 453
 2012 Ridge, Hunter..... 465
 2013 Farber, Drew 391
 2014 Farber, Drew 317
 2015 Stupienski, Gavin 342
 2016 Canada, Zack..... 284
 2017 Berne, Mason 364
 2018 Berne, Mason 529
 2019 Baldwin, Brooks..... 481
 2020 Brandenburg, Kip 131
 2021 Brandenburg, Kip 467
 2022 Suggs, Matt 306
 2023 Thach, Tanner..... 445

Assists

1978 Baldwin, Bubba..... 87
 1979 Scalf, Mark 104
 Tallent, John 104
 1980 Scalf, Mark 85
 1981 Murr, Paul..... 124
 1982 Whitehead, Tim..... 108
 1983 Cubbage, Chris 85
 1984 Hall, Gary 125
 1985 Reynolds, Bobby 164
 1986 Reynolds, Bobby 167
 1987 Wells, Mitch..... 162
 1988 Kafer, Jason 136
 1989 Mongero, Trent..... 148
 1990 Mongero, Trent..... 138
 1991 Chamberlain, Mark..... 135
 1992 Chamberlain, Mark..... 118
 1993 Holley, Battle..... 157
 1994 Holley, Battle 135
 1995 Luther, Chris..... 120
 1996 Cooper, Marshall 112
 1997 Rugjenius, Mike 148
 1998 McIntosh, Benji..... 132
 1999 Joyner, Blaine..... 122
 2000 McKenna, David..... 140
 2001 McKenna, David..... 157
 2002 Vaughn, Kiley..... 183
 2003 Simmerman, Russ..... 155
 2004 Smith, Aaron..... 201
 2005 Marbry, Michael..... 192
 2006 Smith, Kenny 148
 2007 Halford, Steve..... 137
 2008 Rooney, Mike..... 174
 2009 Thielsen, Ben 171
 2010 Rooney, Mike..... 206

2011 Koenig, Jake..... 127
 2012 Bass, Michael 200
 2013 Bass, Michael 177
 2014 Connelly, Terence 148
 2015 McDowell, Kennard 138
 2016 Mims, Brian 183
 2017 Mims, Brian 121
 2018 Weiss, Cole 151
 2019 Jones, Greg 152
 2020 Baldwin, Brooks..... 44
 2021 Mongero, Taber 138
 2022 Mongero, Taber 144
 2023 Wills, Brock 131

Errors

1978 Baldwin, Bubba..... 22
 1979 Tallent, John 17
 1980 Tallent, John 11
 1981 Phillips, Tommy 28
 1982 Murr, Paul..... 13
 1983 Cubbage, Chris 13
 1984 Wells, Mitch..... 20
 Hall, Gary 20
 1985 Reynolds, Bobby 20
 1986 Reynolds, Bobby 28
 1987 Wells, Mitch..... 19
 1988 Kafer, Jason 18
 1989 Mongero, Trent..... 13
 1990 Mongero, Trent..... 24
 1991 Stoudenmire, Ed 21
 1992 Barnhardt, Keith..... 19
 Gray, Jared 19
 1993 Barnhardt, Keith..... 32
 1994 Smith, Pat 21
 1995 Walston, Kevin..... 22
 1996 Williams, Terry..... 16
 1997 Robertson, Ty 31
 1998 McIntosh, Benji..... 25
 1999 McIntosh, Benji..... 18
 2000 McKenna, David 19
 2001 McKenna, David 20
 2002 McKenna, David 14
 2003 Simmerman, Russ..... 16
 2004 Smith, Aaron..... 17
 2005 Poulk, Matt..... 20
 Smith, Kenny 20
 2006 Smith, Kenny 15
 2007 Halford, Steve..... 18
 2008 Hargrave, Daniel 23
 2009 Holt, M. 20
 2010 Bass, Michael 12
 Rooney, Mike..... 12
 2011 Koenig, Jake..... 21
 2012 Campbell, Matt 17
 2013 Connelly, Terence 25
 2014 Connelly, Terence 11
 2015 McDowell, Kennard 24
 2016 McDowell, Kennard 21
 2017 McDowell, Kennard 10
 2018 Jones, Greg 25
 2019 Jones, Greg 15
 2020 Baldwin, Brooks..... 4
 2021 Mongero, Taber 12
 2022 Mongero, Taber 9
 Baldwin, Brooks..... 9

ALL-COLONIAL ATHLETIC ASSOCIATION

1986	1st Team: Eric Hall (C)
1987	1st Team: Chuck Jones (1B), Wesley Currin (LHP), Eric Hickman (DH)
1989	1st Team: Trent Mongero (SS), Perry Currin (CF)
1990	1st Team: Bryant Balentine (LHP)
1991	1st Team: Mark Chamberlain (2B), Perry Currin (CF)
1993	1st Team: Corey Broome (C) 2nd Team: Battle Holley (2B), Kevin Hooker (OF), Heath Altman (Reliever)
1994	1st Team: Battle Holley (3B) 2nd Team: Brian Smith (RHP)
1995	1st Team: John Babson (RHP) 2nd Team: Jason Ramsey (LHP), Bryan Britt (OF)
1996	1st Team: Bryan Britt (OF), Jason Ramsey (LHP)
1997	2nd Team: Derek Williams (OF), Jason Roach (OF), Chris Luther (2B)
1998	2nd Team: Kevin Hairr (OF), Daniel Marsh (C)
1999	1st Team: Bryan Mazur (LHP) 2nd Team: Kevin Hairr (OF), Benji McIntosh (3B)
2000	1st Team: Justin Wishon (OF), Daniel Marsh (C) 2nd Team: Anthony Kozol (RHP)
2001	1st Team: Charlie Weatherby (P), Magnus Pilegard (C)
2002	1st Team: Jamie Hemingway (OF), Kiley Vaughn (SS) 2nd Team: Brian Whitaker (RHP), Blake Cross (Reliever)
2003	1st Team: Jamie Hemingway (OF) 2nd Team: Matt Sutton (OF), Chip Grawey (DH), Brad Overton (SP), Blake Cross (RP)
2004	1st Team: Blake Cross (RP), Chip Grawey (OF) 2nd Team: Neal Eichhorn (C), Matt Sutton (1b), Aaron Smith (ss), Jonathan Batts (Ut)
2005	1st Team: Matt Poulk (3b), John Raynor (OF), Tim Preston (OF), Ronald Hill (SP), Adam Paul (RP) 2nd Team: Chris Hatcher (C); Rookie: Allen Flood (RP), Jason Appel (OF)
2006	1st Team: Chris Hatcher (C), Matt Poulk (3b), John Raynor (OF) 2nd Team: Jonathan Batts (1b), Adam Paul
2007	2nd Team: Jonathan Batts (c) Rookie: Daniel Cropper
2008	1st Team: Mark Carver (c), Daniel Hargrave (2b), Nate Hall (3b), Jason Appel (of), Brad Holt (SP), Jeff Hatcher (SP) Rookie: Cody Stanley, Stephen Harrold, Cameron Roth
2009	3rd Team: Mike Rooney (ss), Robbie Monday (1b) Rookie: Steven Davis
2010	1st Team: Cody Stanley (c) 2nd Team: Robbie Monday (1b), Cam Roth (SP) 3rd Team: Hunter Ridge (Util) Rookie: Michael Bass, Hunter Ridge
2011	1st Team: Hunter Ridge (1b) 2nd Team: Matt Campbell (3b), Andrew Cain (OF), Thomas Pope (DH)
2012	1st Team: Andrew Cain (OF), Thomas Pope (OF), Tyler McSwain (SP) 2nd Team: Hunter Ridge (1b), Michael Bass (2b), Jake Koenig (ss), Matt Campbell (3b) 3rd Team: Tyler Molinaro (OF), Mat Batts (SP) Rookie: Corey Dick, Jordan Ramsey
2013	1st Team: Michael Bass (2B), Ryan LaGrange (3B), Mat Batts (SP), Kelly Secrest (RP) 3rd Team: Corey Dick (1B); Terence Connelly (SS), Luke Dunlap (OF), Jordan Ramsey (SP) Rookie: Terence Connelly
2014	1st Team: Mat Batts (SP) 2nd Team: Luke Dunlap (DH) 3rd Team: Ryan LaGrange (Util) Rookie: Casey Golden
2015	1st Team: Steven Linkous (OF), Zach Shields (OF), Jordan Ramsey (RP) 2nd Team: Terence Connelly (3B), Casey Golden (OF), Gavin Stupienski (C) 3rd Team: Kennard McDowell (SS) Rookie: Austin Magestro
2016	1st Team: Nick Feight (C), Brian Mims (2B), Daniel Stack (3B), Steven Linkous (OF), Ryan Foster (SP) 2nd Team: Casey Golden (OF), Robbie Thorburn (OF), Gavin Stupienski (DH) 3rd Team: Austin Magestro (RP) Rookie: Alex Royalty

2017	1st Team: Ryan Jeffers (c), Nick Feight (DH), Casey Golden (OF), Alex Royalty (SP) 2nd Team: Brian Mims (2B) 3rd Team: Clark Cota (RP) Rookie: Zaron Sharpe (P)
2018	1st Team: Ryan Jeffers (C), Mason Berne (1B), Clark Cota (RP) 2nd Team: Cole Weiss (3B) Rookie: Greg Jones (SS), Landen Roupp (P), Gage Herring (P)
2019	1st Team: Greg Jones (SS), Cole Weiss (3B), Kep Brown (OF) 2nd Team: Jackson Meadows (2B), Noah Bridges (OF)
2020	no awards
2021	1st Team: Matt Suggs (C), Cole Weiss (INF), Brooks Baldwin (OF) Landen Roupp (SP), Hunter Hodges (RP) 2nd Team: Kip Brandenburg (INF), Adam Smith (SP) Rookie: Hunter Hodges (P)
2022	1st Team: Brooks Baldwin (INF), Taber Mongero (INF), Ethan Baucom (OF) RJ Sales (SP) 2nd Team: Chris Thorburn (DH) Rookie: RJ Sales (P), Cyle Phelan (P)
2023	1st Team: Jac Croom (INF), Trevor Marsh (OF), Zane Taylor (SP) 2nd Team: Dillon Lifrieri (OF), Jacob Shafer (SP) Honorable Mention: Tanner Thach (INF), Alec DeMartino (OF), John Newton (DH) Ethan Chenault (RP), Brock Wills (INF) Rookie: Tanner Thach, Alec DeMartino, Brock Wills

CAA PLAYER-OF-THE-YEAR

1989	Trent Mongero (SS)
1994	Battle Holley (3B) *
1996	Bryan Britt (OF)
2008	Mark Carver (C)
2016	Nick Feight (C)
2017	Casey Golden (OF)
2019	Greg Jones (SS)
2022	Brooks Baldwin (2B)

* Co-Player-of-the-Year

CAA PITCHER-OF-THE-YEAR

2013	Mat Batts (LHP)
2014	Mat Batts (LHP)
2016	Ryan Foster (RHP) *
2017	Alex Royalty (RHP)
2021	Landen Roupp (RHP)

* Co-Pitcher-of-the-Year

CAA COACH-OF-THE-YEAR

1989	Bobby Guthrie
1995	Mark Scalf
2000	Mark Scalf
2005	Mark Scalf
2008	Mark Scalf *
2012	Mark Scalf
2013	Mark Scalf *
2016	Mark Scalf

* Co-Coach-of-the-Year

CAA DEFENSIVE PLAYER-OF-THE-YEAR

2002	Kiley Vaughn (SS)
2010	Mike Rooney (SS)

CAA ALL-TOURNAMENT

2003	Blake Cross, Jamie Hemingway, Chip Grawey
2004	Ronald Hill, Jeff Moore, Matt Poulk (MVP), Tim Preston, Chip Grawey
2005	Matt Poulk, John Raynor
2006	Chris Hatcher (MVP), Matt Poulk, Lee McLean, Bradley Holt, Grayson Evans
2008	Brad Holt
2009	Cody Stanley, Bobby Leeper, Ben Thielsen, Steven Davis
2010	Daniel Cropper, Matt Holt, Tyler McSwain, Robbie Monday, Thomas Pope, Hunter Ridge
2011	Daniel Cropper, Matt Campbell
2012	Matt Campbell, Thomas Pope, Tyler Molinaro, Mat Batts, Tyler McSwain

2013	Jordan Ramsey
2014	Corey Dick, Drew Farber
2015	Corey Dick (MVP), Luke Dunlap, Gavin Stupienski, Kennard McDowell, Evan Phillips, Jordan Ramsey
2016	Zack Canada, Ryan Foster, Steven Linkous, Gavin Stupienski
2017	Casey Golden, Ryan Jeffers, Alex Royalty, Logan Beehler
2018	Ryan Jeffers, Greg Jones, Alex Royalty, Austin Warren, Cole Weiss (MVP)
2019	Landen Roupp, Zarion Sharpe, Cole Weiss, Greg Jones (MVP)
2020	No tournament
2021	Brooks Baldwin, Landen Roupp, Matt Suggs, Cole Weiss
2023	Brett Banks, Jac Croom, Dillon Liferieri (MVP), Jacob Shafer, Zane Taylor

NAIA NATIONAL COACH-OF-THE-YEAR

1975	Bill Brooks
------	-------------

BCA REGIONAL COACH-OF-THE-YEAR

2003	Mark Scalf
2006	Mark Scalf
2008	Mark Scalf
2016	Mark Scalf
2018	Mark Scalf

NCAA ALL-REGIONAL

2003	Blake Cross, Matt Wright, Chip Grawey
2004	Lee McLean, Aaron Smith, Tim Preston, Matt Poulk
2006	Jason Appel
2008	Bobby Leeper, Nate Hall, Brad Holt, Mark Carver
2012	Andrew Cain
2013	Tyler Molinaro, Corey Dick
2015	Ryan Foster, Luke Dunlap, Gavin Stupienski, Zach Shields
2016	Zack Canada, Kennard McDowell, Brian Mims, Robbie Thorburn
2018	Ryan Jeffers, Mason Berne, Kep Brown

NJCAA ALL-TOURNAMENT

1961	Ronnie Durham (MVP), David Miller, Wayne Taylor
1962	Lou Howard, Sterling Coward, Ron Smith
1963	Larry Honeycutt, Bob Shipp, Bill Harris, Tom Cole, Ed Lemon

ALL-AMERICA

1961	Ronnie Durham (1st Team NJCAA) David Miller (1st Team NJCAA)
1962	Sterling Coward (1st Team NJCAA) Bill Haywood (1st Team NJCAA) Lou Howard (1st team NJCAA) David Miller (3rd Team NJCAA)
1963	Tom Cole (1st Team NJCAA) Sterling Coward (1st Team NJCAA)
1967	Sandy Dew (NAIA Honorable Mention) Sam Askew (NAIA Honorable Mention)
1968	Chuck Cuppett (NAIA Honorable Mention) Pete Eyer (NAIA Honorable Mention)
1969	Sandy Dew (NAIA Honorable Mention)
1970	Eddie Booth (NAIA Honorable Mention)
1972	David Sandlin (1st Team NAIA)
1973	David Sandlin (1st Team NAIA)
1975	Randy Pittman (NAIA Honorable Mention)
1996	Bryan Britt (2nd Team Mizuno All-America)
2005	Tim Preston (3rd Team ABCA All-America)
2006	John Raynor (2nd Team Louisville Slugger; 3rd Team Baseball America)
2008	Mark Carver (3rd Team ABCA All-America; 3rd Team Louisville Slugger; 3rd Team Ping Baseball) Brad Holt (3rd Team ABCA All-America; 3rd Team Louisville Slugger; 3rd Team Ping Baseball)
2013	Michael Bass (3rd Team ABCA All-America, 3rd Team Louisville Slugger, 3rd Team NCBWA, 2nd Team Baseball America)
2015	Jordan Ramsey (3rd Team ABCA All America)
2016	Nick Feight (Louisville Slugger First-Team All-America; Baseball America Third-Team All-America; NCBWA Second-Team All-America; D1Baseball Second-Team All-America; ABCA Third-Team All-America; Second-Team Perfect Game All-America)

Ryan Foster (Louisville Slugger Third-Team All-America; NCBWA Second-Team All-America; ABCA Third-Team All-America; Honorable Mention Perfect Game All-America)	
Brian Mims (NCBWA First-Team All-America; D1Baseball Third-Team All-America; ABCA First-Team All-America; Third-Team Perfect Game All-America)	
2017	Casey Golden (Collegiate Baseball Second-Team)
2019	Greg Jones (NCBWA Third-Team All-America, ABCA Third-Team All-America)

FRESHMAN ALL-AMERICA

2002	Ronald Hill (Collegiate Baseball) Jeff Moore (Collegiate Baseball)
2003	Matt Sutton (2nd Team Baseball America)
2008	Cody Stanley (3rd Team Ping Baseball) Stephen Harrold (Louisville Slugger; Honorable Mention Ping Baseball) Cameron Roth (Louisville Slugger; Honorable Mention Ping Baseball)
2010	Hunter Ridge (Louisville Slugger)
2012	Corey Dick (Louisville Slugger, NCBWA 2nd Team)
2016	Alex Royalty (Louisville Slugger Freshman All-America)
2022	RJ Sales (Collegiate Baseball)
2023	Tanner Thach (Collegiate Baseball)

ALL-ECAC

1996	Bryan Britt (1st Team)
2008	Jason Appel (1st Team), Mark Carver (1st Team); Nate Hall (1st Team); Brad Holt (1st Team)

INDEPENDENT ALL-SOUTH

1979	Bubba Baldwin (2nd Team) Herbie Dawkins (2nd Team)
1981	John Milkovitz (1st Team)

ALL-REGION (BCA)

1983	Mike Antle (1st Team)
1985	Bobby Dale Reynolds (1st Team)
1996	Bryan Britt (1st Team)
1999	Bryan Mazur (1st Team)
2001	Brian Whitaker (1st Team) Magnus Pilegard (1st Team)
2003	Jamie Hemingway (1st Team)
2004	Ronald Hill (2nd Team), Blake Cross (2nd team), Aaron Smith (2nd Team) Chip Grawey (2nd Team)
2005	Tim Preston (1st Team), Ronald Hill (1st Team), Matt Poulk (1st Team) John Raynor (2nd Team)
2006	John Raynor (1st Team), Thomas Benton (2nd Team), Adam Paul (2nd team) Matt Poulk (2nd Team)
2007	Jonathan Batts (2nd Team)
2008	Jason Appel (1st Team), Mark Carver (1st Team), Nate Hall (1st Team) Daniel Hargrave (1st Team), Brad Holt (1st team)
2010	Robbie Monday (1st Team), Hunter Ridge (1st Team), Cody Stanley (2nd Team)
2011	Thomas Pope (1st Team), Hunter Ridge (2nd Team), Matt Campbell (2nd Team), Andrew Cain (2nd Team)
2012	Andrew Cain (1st Team), Thomas Pope (1st Team), Tyler McSwain (2nd Team)
2013	Michael Bass (1st Team), Ryan LaGrange (1st Team), Mat Batts (2nd Team)
2014	Mat Batts (2nd Team), Kelly Secrest (2nd Team)
2015	Jordan Ramsey (1st Team), Gavin Stupienski (2nd Team) Corey Dick (Second Team)
2016	Nick Feight (1st Team), Gavin Stupienski (1st Team), Brian Mims (1st Team), Steven Linkous (1st Team), Ryan Foster (1st Team), Robbie Thorburn (2nd Team)
2017	Ryan Jeffers (1st Team), Nick Feight (1st team), Casey Golden (1st Team) Alex Royalty (1st Team)
2018	Ryan Jeffers (1st Team), Mason Berne (1st Team), Clark Cota (2nd Team)
2019	Greg Jones (1st Team), Cole Weiss (2nd Team), Kep Brown (2nd Team)
2020	No selections
2021	Brooks Baldwin (2nd Team), Landen Roupp (2nd Team)
2022	Brooks Baldwin (2nd Team), Taber Mongero (2nd Team)

NAIA ALL-DISTRICT

1971	Bruce Cavanaugh, David McClain, David Sandlin
1972	Bruce Cavanaugh, Greg Dalton, David Sandlin

- 1973 Bruce Cavanaugh, David Sandlin
- 1974 Greg Dalton, Howie Edgerton
- 1975 Swain Smith, Van Lewis, Howie Edgerton, Phil Lambert, Randy Ourt,
Randy Pittman, Jerry Yandrick
- 1976 Swain Smith, Larry File, Randy Ourt

NCCSIA ALL-STATE

- 2004 Ronald Hill, Blake Cross, Chip Grawey
- 2005 Ronald Hill, Matt Poulk, Tim Preston, John Raynor
- 2006 Chris Hatcher, John Raynor
- 2007 Steve Halford
- 2008 Jason Appel, Mark Carver, Daniel Hargrave, Brad Holt, Cameron Roth
- 2010 Robbie Monday, Hunter Ridge
- 2011 Thomas Pope, Hunter Ridge
- 2012 Tyler McSwain, Thomas Pope
- 2014 Mat Batts
- 2015 Jordan Ramsey, Gavin Stupienski, Corey Dick, Terence Connelly, Zach Shields
Luke Dunlap
- 2016 Ryan Foster, Nick Feight, Brian Mims, Steven Linkous, Gavin Stupienski
Austin Magestro
- 2017 Casey Golden, Alex Royalty, Brian Mims, Ryan Jeffers, Nick Feight, Clark Cota
- 2018 Ryan Jeffers, Mason Berne, Clark Cota, Austin Warren
- 2019 Greg Jones, Coe Weiss, Kep Brown

COSIDA ACADEMIC ALL-AMERICA®

- 1982 Paul Murr (1st Team)
- 1986 Calvin Garrett (2nd Team)
- 1987 Calvin Garrett (1st Team)
- 2013 Michael Bass (2nd Team), Ryan LaGrange (2nd Team)
- 2018 Ryan Jeffers (3rd Team)

ESPN THE MAGAZINE/CAPITAL ONE ACADEMIC ALL-DISTRICT

- 2006 Matt Poulk (2nd Team)
- 2013 Michael Bass (1st Team), Ryan LaGrange (1st Team)
- 2016 Robbie Thorburn (1st Team)
- 2018 Ryan Jeffers (1st Team)
- 2023 Kevin Pitarra, Jac Croom, Taber Mongero

COLONIAL SCHOLAR ATHLETE

- 1988 Jeff Kafer, Randy Hill, Mike Byers
- 1989 Randy Hill
- 1990 Tim Hooks, Curt White
- 1992 Mark Chamberlain, Trey Cheek

WORLD SERIES CHAMPION

- 1991 Carl Willis (Minnesota Twins)



PLAYER OF THE WEEK LISTINGS

All-Time Awards 171

Player Awards 73

Pitcher Awards 52

Rookie Awards 44

Award Leader Mat Batts - 7

Single Season 10 (3x)

CAA WEEKLY HONORS

Chuck Jones, April 28, 1987

Tommie Adams, March 20, 1989
Ed Stoudenmire, April 3, 1989
Tommie Adams, April 24, 1989
E.H. Kennedy, May 1, 1989

Perry Currin, April 9, 1990

Mark Chamberlain, April 8, 1991

Mark Chamberlain, May 4, 1992

Chris McBride, May 17, 1993

Bryan Britt, March 27, 1995

Bryan Britt, April 8, 1996
Bryan Britt, April 29, 1996

Kevin Hairr, April 19, 1998

Justin Wishon, April 10, 2000

Brian Whitaker, May 14, 2001 (Pitcher)

Brian Whitaker, April 14, 2002 (Pitcher)

Jamie Hemingway, Feb. 27, 2003 (Player)
Jake Mullis, March 5, 2003 (Pitcher)
Brad Overton, March 12, 2003 (Pitcher)
Matt Sutton, March 12, 2003 (Rookie)
Matt Sutton, March 31, 2003 (Player)
Brad Overton, March 28, 2003 (Pitcher)
Matt Sutton, April 21, 2003 (Rookie)

Blake Cross, Mar. 9, 2004 (Pitcher)
Jonathan Batts, Mar. 23, 2004 (Player)
Zach Kimball, Mar. 29, 2004 (Pitcher)
Zach Kimball, Apr. 5, 2004 (Pitcher)
Lee McLean, May 10, 2004 (Player)
Jonathan Batts, May 10, 2004 (Rookie)
Ronald Hill, May 24, 2004 (Pitcher)

Zach Kimball, Feb. 15, 2005 (Pitcher)
Matt Poulk, Feb. 22, 2005 (Player)
Ronald Hill, Mar. 1, 2005 (Pitcher)
Daniel Hragrave, Mar. 14, 2005 (Rookie)
Tim Preston, Apr. 4, 2005 (Player)
Chris Hatcher, Apr. 11, 2005 (Player)
Jeff Moore, Apr. 11, 2005 (Pitcher)
Daniel Hargrave, May 16, 2005 (Rookie)
Tim Preston, May 23, 2005 (Player)
Jason Appel, May 23, 2005 (Rookie)

John Raynor, Feb. 22, 2006 (Player)
Daniel Hargrave, Mar. 28, 2006 (Player)
Chris Hatcher, May 15, 2006 (Player)
Brett Braxton, Mar. 7, 2006 (Pitcher)
Thomas Benton, May 15, 2006 (Pitcher)

Jeff Hatcher, Mar. 12, 2007 (Pitcher)
Daniel Cropper, Mar. 12, 2007 (Rookie)
Seth Frankoff, Mar. 26, 2007 (Rookie)
Bradley Holt, Apr. 9, 2007 (Pitcher)
Daniel Cropper, Apr. 23, 2007 (Rookie)

Daniel Cropper, Apr. 30, 2007 (Rookie)
Jonathan Batts, May 21, 2007 (Player)

Brad Holt, Mar. 4, 2008 (Pitcher)
Shane French, Mar. 18, 2008 (Player)
Nate Hall, Mar. 25, 2008 (Player)
Cameron Roth, Mar. 25, 2008 (Rookie)
Jason Appel, Mar. 31, 2008 (Player)
Brad Holt, Apr. 7, 2008 (Pitcher)
Daniel Hargrave, Apr. 21, 2008 (Player)
Alex Hill, Apr. 28, 2008 (Rookie)
Mark Carver, May 5, 2008 (Player)
Jeff Hatcher, May 12, 2008 (Pitcher)

Grayson Evans, Feb. 24, 2009 (Player)
Steven Davis, Mar. 10, 2009 (Rookie)
Jesse Haney, Mar. 23, 2009 (Pitcher)
Mike Rooney, May 18, 2009 (Player)

Daniel Cropper, Mar. 2, 2010 (Pitcher)
Hunter Ridge, Mar. 15, 2010 (Rookie)
Michael Bass, Apr. 12, 2010 (Rookie)
Tyler McSwain, May 17, 2010 (Pitcher)

Daniel Cropper, Feb. 22, 2011 (Pitcher)
Justin Bradley, Mar. 1, 2011 (Pitcher)
Thomas Pope, Mar. 14, 2011 (Player)
Matt Campbell, Mar. 28, 2011 (Player)
William Prince, Apr. 11, 2011 (Rookie)
Hunter Ridge, Apr. 18, 2011 (Player)
Thomas Pope, Apr. 25, 2011 (Player)
Thomas Pope, May 16, 2011 (Player)
Daniel Cropper, May 23, 2011 (Pitcher)

Mat Batts, Feb. 21, 2012 (Pitcher)
Andrew Cain, Mar. 12, 2012 (Player)
Tyler Molinaro, Mar. 26, 2012 (Player)
Jordan Ramsey, Mar. 26, 2012 (Rookie)
Jordan Ramsey, Apr. 2, 2012 (Rookie)
Thomas Pope, Apr. 23, 2012 (Player)
Corey Dick, Apr. 30, 2012 (Rookie)
Jordan Ramsey, May 7, 2012 (Rookie)

Michael Bass, Mar. 18, 2013 (Co-Player)
Luke Dunlap, Apr. 29, 2013 (Co-Player)
Jordan Ramsey, Mar. 5, 2013 (Co-Pitcher)
Jordan Ramsey, Mar. 12, 2013 (Pitcher)
Mat Batts, Mar. 25, 2013 (Co-Pitcher)
Mat Batts, Apr. 1, 2013 (Co-Pitcher)
Christian MacDonald, Apr. 8, 2013 (Co-Pitcher)
Mat Batts, Apr. 15, 2013 (Pitcher)
Steven Linkous, Feb. 26, 2013 (Rookie)
Terence Connelly, Mar. 25, 2013 (Rookie)

Steven Linkous, Apr. 21, 2014 (Co-Player)
Joe Bertone, May 5, 2014 (Player)
Nick Monroe, Feb. 25, 2014 (Pitcher)
Mat Batts, Mar. 24, 2014 (Co-Pitcher)
Mat Batts, Apr. 7, 2014 (Co-Pitcher)
Ryan Foster, Apr. 14, 2014 (Co-Pitcher)
Mat Batts, Apr. 21, 2014 (Pitcher)
Mat Batts, May 5, 2014 (Pitcher)
Casey Golden, Feb. 25, 2014 (Rookie)

Robbie Thorburn, Feb. 24, 2015 (Player)
Austin Magestro, Feb. 24, 2015 (Rookie)

Corey Dick, Mar. 10, 2015 (Player)
Gavin Stupienski, Mar. 23, 2015 (Player)
Whitman Barnes, Mar. 23, 2015 (Rookie)
Casey Golden, Apr. 20, 2015 (Player)
Zach Shields, May 4, 2015 (Player)
Corey Dick, May 18, 2015 (Player)
Chris Gaffney, May 18, 2015 (Rookie)

Steven Linkous, Feb. 23, 2016 (Player)
Brian Mims, Mar. 1, 2016 (Player)
Nick Feight, Mar. 21, 2016 (Player)
Steven Linkous, Apr. 11, 2016 (Player)
Nick Feight, Apr. 18, 2016 (Player)
Nick Feight, Apr. 25, 2016 (Player)
Robbie Torburn, May 2, 2016 (Player)

Casey Golden, Mar. 20, 2017 (Player)
Nick Feight, Mar. 27, 2017 (Player)
Alex Royalty, Apr. 10, 2017 (Pitcher)
Zarion Sharpe, Apr. 17, 2017 (Pitcher)
Zarion Sharpe, May 1, 2017 (Rookie)
Zarion Sharpe, May 8, 2017 (Rookie)
Casey Golden, May 8, 2017 (Player)
Alex Royalty, May 22, 2017 (Pitcher)

Zack Canada, Mar. 6, 2018 (Player)
Landon Roupp, Mar. 6, 2018 (Rookie)
Noah Liles, Mar. 19, 2018 (Rookie)
Mason Berne, Mar. 26, 2018 (Player)
Gage Herring, Mar. 26, 2018 (Rookie)
Gage Herring, Apr. 16, 2018 (Rookie)
Mason Berne, May 7, 2018 (Player)
Cole Weiss, May 14, 2018 (Player)
Mason Berne, May 21, 2018 (Player)

Cole Weiss, Mar. 12, 2019 (Player)
Noah Bridges, Apr. 29, 2019 (Player)
Landon Roupp, May 13, 2019 (Pitcher)
Brody Lawson, Mar. 29, 2019 (Rookie)

Ron Evans, Feb. 18, 2020 (Rookie)
Zarion Sharpe, Feb. 25, 2020 (Pitcher)
Landon Roupp, Mar. 3, 2020 (Pitcher)

Luke Gesell, Feb. 23, 2021 (Pitcher)
Landon Roupp, Mar. 30, 2021 (Pitcher)
Landon Roupp, Apr. 6, 2021 (Pitcher)
Landon Roupp, Apr. 20, 2021 (Pitcher)
Luke Gesell, May 4, 2021 (Pitcher)
Trevor Marsh, May 17, 2021 (Player)

Brooks Baldwin, Feb. 21, 2022 (Player)
Jac Croom, Apr. 18, 2022 (Player)
Noah Bridges, May 23, 2022 (Player)
RJ Sales, Mar. 28, 2022 (Pitcher)
Ethan Chenault, May 16, 2022 (Pitcher)
Cyle Phelan, Mar. 14, 2022 (Rookie)
John Newton, Apr. 4, 2022 (Rookie)
Cyle Phelan, Apr. 11, 2022 (Rookie)

Jac Croom, Mar. 20, 2023 (Player)
Jacob Shafer, Mar. 13, 2023 (Pitcher)
Zane Taylor, May 22, 2023 (Pitcher)
Tanner Thach, Feb. 20, 2023 (Rookie)
Tanner Thach, Mar. 6, 2023 (Rookie)
Brock Wills, Mar. 27, 2023 (Rookie)
Connor Kane, Apr. 17, 2023 (Rookie)

Brock Wills, May 1, 2023 (Rookie)
Tanner Thach, May 8, 2023 (Rookie)

ECAC PITCHER-OF-THE-WEEK

Zach Kimball, Mar. 29, 2004
Jesse Haney, Mar. 23, 2009

NCBWA PLAYER-OF-THE-WEEK

Jonathan Batts, Mar. 24, 2004
Lee McLean, May 11, 2004



OFFENSIVE PLAYER OF THE YEAR

1986	Mitch Maultsy
1987	Chuck Jones
1988	Randy Fennell
1989	Trent Mongero
1990	Tim Hooks
1991	Ed Stoudemire
1992	Corey Broome
1993	Corey Broome
1994	Battle Holley
1995	not available
1996	Bryan Britt
1997	not available
1998	not available
1999	not available
2000	not available
2001	not available
2002	not available
2003	Chip Grawey
2004	Aaron Smith
2005	Tim Preston
2006	Chris Hatcher
2007	Jonathan Batts
2008	Mark Carver
Renamed the Bryan Britt Award	
2009	Cody Stanley
2010	Robbie Monday
2011	Thomas Pope
2012	Thomas Pope
2013	Micheal Bass
2014	Corey Dick
2015	Gavin Stupienski
2016	Nick Feight
2017	Casey Golden
2018	Ryan Jeffers
2019	Greg Jones
2021	Brooks Baldwin
2022	Brooks Baldwin
2023	Jac Croom

PITCHER OF THE YEAR

1986	Kenny King
1987	Wesley Currin
1988	Tommie Adams
1989	Tommie Adams
1990	Keith Jarman
1991	Keith Jarman
1992	Brian Smith
1993	Heath Altman
1994	Brian Smith
1995	not available
1996	Brandon Hall
1997	not available
1998	not available
1999	not available
2000	not available
2001	not available
2002	not available
2003	Brad Overton
2004	Zach Kimball
2005	Ronald Hill
2006	Thomas Benton
2007	Jeff Hatcher
2008	Brad Holt
Renamed the Ronald Hill Award	
2009	Bryan Booth
2010	Cam Roth
2011	Daniel Cropper
2012	Tyler McSwain
2013	Mat Batts
2014	Mat Batts
2015	Jordan Ramsey
2016	Ryan Foster
2017	Alex Royalty
2018	Austin Warren
2019	Luke Gesell
2021	Landen Roupp
2022	RJ Sales
2023	Zane Taylor

COACHES AWARD

1993	Brian Tatum
1994	not available
1995	not available
1996	Brandon Hall
1997	not available
1998	not available
1999	not available
2000	not available
2001	not available
2002	not available
2003	Jamie Hemingway
2004	Chip Grawey
2005	not available
2006	John Raynor
2007	Jonathan Batts
2008	Mark Carver
Renamed the Brooks/Scalf Award	
2009	Cody Stanley
2010	Robbie Monday
2011	Thomas Pope
2012	Mat Batts, Michael Bass
2013	Ryan LaGrange
2014	Kelly Secrest
2015	Terence Connelly
2016	Steven Linkous, Brian Mims Gavin Stupienski
2017	Ryan Jeffers, Austin Easter
2018	Mason Berne, Clark Cota
2019	Cole Weiss, Blake Morgan
2021	Cole Weiss
2022	Taber Mongero / Ethan Baucom
2023	Kevin Pitarra



UNCW In NCAA Statistical Rankings (Top 30 since 1989)

OFFENSE

Batting Average

2005	UNCW	.323	11th
2005	Tim Preston	.406	21st
2006	UNCW	.322	20th
2011	Thomas Pope	.386	23rd
2012	UNCW	.302	22nd
2013	Michael Bass	.380	29th
2015	UNCW	.303	13th
2016	UNCW	.320	8th

Scoring

2005	UNCW	8.4	7th
2006	UNCW	8.8	4th
2008	UNCW	8.3	19th
2013	Michael Bass	1.13	10th
2015	UNCW	7.0	16th
2016	UNCW	8.4	3rd

Hits

2008	Jason Appel	100	14th
2012	UNCW	657	12th
2015	UNCW	627	17th
2016	UNCW	694	6th
2016	Brian Mims	96	7th
2016	Steven Linkous	95	9th

Sacrifice Bunts

2012	Drew Farber	18	11th
2013	UNCW	66	20th
2019	UNCW	44	20th
2022	UNCW	42	9th
2022	Taber Mongero	12	11th
2023	UNCW	42	19th

Hit by Pitches

2013	Terence Connelly	19	30th
2018	Greg Jones	19	23rd

Runs

2008	UNCW	517	14th
2012	UNCW	392	29th
2013	Michael Bass	62	23rd
2015	UNCW	412	20th
2016	UNCW	505	3rd
2016	Steven Linkous	78	1st
2016	Brian Mims	71	3rd
2019	Greg Jones	70	17th

Doubles

2005	Matt Poulk	24	24th
2005	UNCW	140	13th
2006	UNCW	156	5th
2007	UNCW	142	5th
2011	UNCW	131	18th
2012	UNCW	121	24th
2013	Michael Bass	21	26th
2016	UNCW	127	23rd
2016	Nick Feight	24	9th
2018	Ryan Jeffers	22	18th

Triples

2009	Cody Stanley	6	24th
2012	Thomas Pope	7	18th
2016	Steven Linkous	7	11th
2019	UNCW	24	7th
2019	Greg Jones	9	4th
2020	Kip Brandenburg	3	10th

Home Runs

1996	Bryan Britt	21	11th
2006	UNCW	80	11th
2008	Mark Carver	21	13th
2008	UNCW	91	15th
2010	Robbie Monday	20	25th
2012	Tyler Molinaro	16	15th
2012	UNCW	56	11th
2013	UNCW	46	25th
2016	UNCW	87	3rd
2016	Nick Feight	21	2nd
2017	UNCW	85	5th
2017	Casey Golden	21	8th

Runs Batted In

2005	Matt Poulk	73	16th
2008	Mark Carver	82	7th
2016	Nick Feight	91	1st

Slugging Avg.

2005	UNCW	.487	23rd
2006	UNCW	.501	8th
2008	UNCW	.516	16th
2012	UNCW	.450	13th
2016	UNCW	.517	2nd
2016	Nick Feight	.726	4th

On Base Average

2011	Thomas Pope	.488	28th
2013	Michael Bass	.479	21st
2013	UNCW	.391	24th
2015	Terence Connelly	.478	23rd
2016	UNCW	.398	20th

Stolen Bases

1990	UNCW	103	29th
2000	UNCW	112	30th
2003	UNCW	115	25th
2004	Chip Grawey	39	17th
2005	UNCW	106	30th
2006	John Raynor	42	10th
2006	UNCW	133	12th
2011	UNCW	99	18th
2012	UNCW	103	12th
2015	Steven Linkous	30	17th
2019	UNCW	107	21st
2019	Greg Jones	42	5th

Walks

2000	Justin Wishon	52	17th
2008	UNCW	316	8th
2013	UNCW	272	22nd
2018	Ryan Jeffers	51	23rd

Sacrifice Flies

2020	Jac Croom	3	19th
------	-----------	---	------

Toughest to Strike Out

1989	Trent Mongero	32.0	6th
1990	Perry Currin	25.4	17th
1993	Battle Holley	36.2	5th
2008	Jason Appel	22.9	8th

PITCHING

Strikeouts Per Nine

1990	Bryant Balentine	11.4	1st
1993	Heath Altman	11.3	9th
1995	John Babson	11.0	13th
1995	Jason Ramsey	10.8	15th
2015	UNCW	8.5	20th

Strikeouts

2013	Mat Batts	110	13th
2014	Mat Batts	105	25th
2021	Landen Roupp	118	24th

Complete Games

2013	Mat Batts	6	8th
------	-----------	---	-----

Walks Per Nine

2008	Jeff Hatcher	1.29	20th
2020	UNCW	2.73	15th

ERA

1995	Jason Ramsey	2.11	24th
1995	UNCW	3.37	11th
1996	UNCW	4.11	30th
2000	UNCW	4.04	22nd
2001	Brian Whitaker	2.20	17th
2001	UNCW	3.20	4th
2002	UNCW	3.95	25th
2003	UNCW	3.75	27th
2018	UNCW	3.50	26th

Wins

2004	Ronald Hill	12	10th
2005	Ronald Hill	10	28th
2008	Bradley Holt	11	13th
2016	Ryan Foster	13	2nd
2020	Landen Roupp	3	23rd
2020	Luke Gesell	3	23rd

Games Started

2019	Luke Gesell	16	7th
2020	Luke Gesell	3	29th
2020	Landen Roupp	3	29th
2023	Zane Taylor	17	13th

Winning Pct.

2005	UNCW	.678	28th
2008	UNCW	.718	14th
2015	UNCW	.695	21st
2016	UNCW	.683	22nd

Saves

2003	Blake Cross	9	13th
2004	Blake Cross	12	8th
2018	Clark Cota	13	19th

Hits Allowed Per Nine Innings

2018	UNCW	7.71	18th
2019	UNCW	7.69	16th
2022	Cyle Phelan	6.37	25th

Strikeout to Walk Ratio

2020	UNCW	3.28	27th
------	------	------	------

WHIP

2018	UNCW	1.28	30th
------	------	------	------

FIELDING

Fielding Pct

2002	UNCW	.974	2nd
2006	UNCW	.970	30th

Double Plays Turned

1998	UNCW	69	7th
2007	UNCW	64	9th
2010	UNCW	67	7th
2021	UNCW	46	22nd

OFFENSE

Batting Average

1989	Tommie Adams	.393
2011	Thomas Pope	.396
2022	Brooks Baldwin	.347

Slugging Percentage

2016	Nick Feight	.726
2017	Casey Golden	.646
2018	Ryan Jeffers	.635

On Base Average

2011	Thomas Pope	.488
2015	Terence Connelly	.478
2018	Ryan Jeffers	.460
2019	Greg Jones	.491

Total Bases

2016	Nick Feight	175
2021	Brooks Baldwin	141
2022	Brooks Baldwin	118

Plate Appearances

2003	Matt Wright	274
2004	Chip Grawey	292
2006	Chris Hatcher	310
2016	Brian Mims	301

At Bats

2003	Jamie Hemingway	237
2004	Chip Grawey	271
2016	Brian Mims	259
2021	Brooks Baldwin	243

Runs

2016	Steven Linkous	78
2019	Greg Jones	70

Hits

2003	Jamie Hemingway	86
2004	Chip Grawey	101
2005	Tim Preston	102
2008	Jason Appel	100
2016	Brian Mims	96
2018	Mason Berne	82*
2019	Cole Weiss	78
2021	Brooks Baldwin	79

Runs Batted In

2005	Matt Poulk	73
2008	Mark Carver	82
2016	Nick Feight	91

Doubles

1991	Corey Broome	21
2005	Matt Poulk	24
2018	Ryan Jeffers	22
2021	Kip Brandenburg	15

Triples

2008	Jason Appel	5
2016	Steven Linkous	7
2019	Greg Jones	9
2021	Brooks Baldwin	3

Home Runs

1996	Bryan Britt	19
2008	Mark Carver	21
2010	Robbie Monday	20
2012	Tyler Molinaro	16
2016	Nick Feight	21

2017	Casey Golden	21
2018	Ryan Jeffers	16

Walks

2006	Jonathan Batts	43
2008	Nate Hall	40
2015	Terence Connelly	41
2019	Greg Jones	55

Hit By Pitch

2004	Tim Preston	15
2018	Greg Jones	19

Stolen Bases

1989	Trent Mongero	23
2003	Jamie Hemingway	31
2006	John Raynor	42
2013	Michael Bass	26*
2015	Steven Linkous	30
2019	Greg Jones	42

PITCHING

Earned Run Average

2013	Jordan Ramsey	2.34
------	---------------	------

Appearances

2003	Blake Cross	35
2004	Blake Cross	32
2005	Allen Flood	33
2006	Adam Paul	36
2008	Cam Roth	33
2009	Bryan Booth	32
2010	Bryan Booth	37
2013	Jack Lane	31
	Kelly Secrest	31
2015	Jordan Ramsey	28
2023	Brett Banks	30

Starts

2004	Zack Kimball	17
2006	Thomas Benton	18
2008	Jeff Hatcher	15
	Brad Holt	15
2012	Mat Batts	16
2015	Ryan Foster	16*
	Nick Monroe	16*
2016	Ryan Foster	17
2017	Alex Royalty	15*
	Logan Beehler	15*
2018	Alex Royalty	17
2019	Luke Gesell	16
2021	Luke Gesell	15
	Landen Roupp	15
2023	Zane Taylor	17

Innings Pitched

2006	Thomas Benton	120.2
2008	Jeff Hatcher	97.2
2016	Ryan Foster	117.0
2017	Alex Royalty	98.1
2020	Landen Roupp	27.0
2021	Landen Roupp	101.0

Wins

2004	Ronald Hill	12-1
2005	Ronald Hill	10-4
2008	Brad Holt	11-1
2016	Ryan Foster	13-2
2017	Alex Royalty	9-2
2021	Landen Roupp	8-5

Saves

1989	Keith Jarman	3
1991	Heath Altman	8
1993	Brian Smith	5
2003	Blake Cross	13
2004	Blake Cross	12
2006	Adam Paul	9
2015	Jordan Ramsey	7*
2018	Clark Cota	13

Strikeouts

1986	Kenny King	63
1996	Jason Ramsey	114
2012	Mat Batts	90*
2013	Mat Batts	114
2014	Mat Batts	105
2020	Landen Roupp	30
2021	Landen Roupp	118

Opp. BAvg

2008	Brad Holt	.225
------	-----------	------

Complete Games

2016	Ryan Foster	3
2017	Zarion Sharpe	1*

*tied for lead

**Overall NJCAA Tournament Record**

Opponent	W-L	Pct.
Boise	1-0	1.000
Carbon	1-0	1.000
Pueblo	1-0	1.000
Manatee	3-0	1.000
Mesa	4-1	.800
Phoenix	0-5	.000
Southern Utah	1-0	1.000
Tarleton	1-0	1.000
Trinidad	3-0	1.000
Totals	15-6	.667

TOURNAMENT RESULTS**1959**

(at Grand Junction, Colo. - Suplizio Field)
 Phoenix 4, Wilmington College 0
 Wilmington College 5, Carbon 0 *
 Wilmington College 8, Trinidad 7
 Phoenix 6, Wilmington College 3
 * No-hitter by Billy DeBruhi

1960

(at Grand Junction, Colo. - Suplizio Field)
 Wilmington College 16, Tarleton 6
 Phoenix 12, Wilmington College 1
 Mesa 9, Wilmington College 8

1961

(at Grand Junction, Colo. - Suplizio Field)
 Wilmington College 6, Boise 5
 Wilmington College 4, Pueblo 3
 Wilmington College 16, Mesa 9
 Wilmington College 8, Mesa 3

1962

(at Grand Junction, Colo. - Suplizio Field)
 Wilmington College 11, Trinidad 3
 Phoenix 14, Wilmington College 7
 Wilmington College 12, Mesa 2
 Wilmington College 9, Trinidad 6
 Wilmington College 14, Manatee 6
 Phoenix 13, Wilmington College 5

1963

(at Grand Junction, Colo. - Suplizio Field)
 Wilmington College 15, Manatee 8
 Wilmington College 9, Mesa 7
 Wilmington College 9, Coll. Southern Utah 0
 Wilmington College 9, Manatee 2

Overall NAIA Tournament record

Opponent	W-L	Pct.
Appalachian State	0-1	1.000
Atlantic Christian	3-0	1.000
Birmingham So.	0-1	.000
Campbell	3-0	1.000
Francis Marion	0-1	.000
Georgia Southern	0-1	.000
High Point	4-2	.667
LaVerne (Cal.)	0-1	.000
Livingstone	0-1	.000
Lynchburg	5-3	.625
Methodist	3-1	.750
Pembroke State	2-7	.222
Pfeiffer	0-2	.000
St. Andrews	2-0	1.000
Salem (WV)	1-0	1.000
Virginia State	1-0	1.000
West Liberty State	1-1	.500
Totals	25-22	.532

TOURNAMENT RESULTS**1967 Dist. 26 (at Wilmington, N.C.)**

High Point 5, UNCW 0
 UNCW 1, High Point 0 (17 inn)
 UNCW 9, High Point 2

1967 Area 7 (at Statesboro, Ga.)

Georgia Southern 1, UNCW 0
 Livingstone 6, UNCW 5

1968 Dist. 26 (at Misenheimer, N.C.)

Pfeiffer 7, UNCW 6
 Pfeiffer 5, UNCW 1

1969 Dist. 29 (at Wilmington, N.C.)

Lynchburg 5, UNCW 3
 UNCW 13, St. Andrews 0
 Lynchburg 9, UNCW 8

1970 Dist. 29 (at Pembroke, N.C.)

UNCW 7, Atlantic Christian 0
 Pembroke State 12, UNCW 4
 UNCW 6, Lynchburg 2
 Pembroke State 2, UNCW 1

1971 Dist. 29 (at Pembroke, N.C.)

UNCW 7, St. Andrews 5
 UNCW 5, Lynchburg 3
 UNC Pembroke 4, UNCW 1
 UNCW 10, UNC Pembroke 4

1971 Area 7 (at Wilmington, N.C.)

UNCW 4, Salem (WV) 3
 High Point 14, UNCW 9
 Appalachian State 1, UNCW 0

1972 Dist. 29 (at Pembroke, N.C.)

UNCW 16, Methodist 7
 UNC Pembroke 8, UNCW 3
 UNCW 8, Methodist 7
 UNC Pembroke 6, UNCW 5

1973 Dist. 29 (at Wilmington, N.C.)

Lynchburg 1, UNCW 0
 UNCW 10, Virginia State 0
 UNCW 7, Lynchburg 1
 UNC Pembroke 15, UNCW 3

1974 Dist. 29 (at Wilmington, N.C.)

UNCW 2, Lynchburg 1
 Pembroke State 8, UNCW 1
 UNCW 5, Atlantic Christian 4
 UNCW 6, Lynchburg 2
 Methodist 6, UNCW 5 (14 inn)

1975 Dist. 29 (at Wilmington, N.C.)

UNCW 4, Campbell 2
 UNCW 14, Pembroke State 2
 UNCW 7, Methodist 5

1975 Area 7 (at Greensboro, N.C.)

UNCW 14, High Point 5
 UNCW 8, West Liberty State 7
 UNCW 4, High Point 3

1975 World Series

(at St. Joseph's, Mo. - Phil Welch Stadium)
 La Verne (Cal.) 8, UNCW 0
 Birmingham Southern 9, UNCW 3

1976 Dist. 29 (at Wilmington, N.C.)

UNCW 9, Atlantic Christian 8
 UNCW 3, Campbell 1
 UNCW 6, Campbell 1

1976 Area 7 (at Wilmington, N.C.)

Francis Marion 6, UNCW 1
 West Liberty State 12, UNCW 8

Overall CAA Tournament Record

Opponent	W-L	Pct.
Col. of Charleston	3-1	.750
Delaware	8-4	.750
East Carolina	1-7	.125
Elon	3-2	.600
George Mason	2-11	.154
Georgia State	1-2	.333
Hofstra	1-1	.500
James Madison	6-8	.429
Northeastern	8-4	.750
Old Dominion	7-4	.636
Richmond	3-8	.273
Towson	2-1	.667
Va. Commonwealth	6-7	.462
William and Mary	7-5	.583
Totals	60-65	.480

TOURNAMENT RESULTS**1986 (at Greenville, N.C. - Harrington Field)**

UNCW 11, James Madison 10
 Richmond 3, UNCW 2
 East Carolina 9, UNCW 8

1987 (at Richmond, Va. - The Diamond)

UNCW 5, William and Mary 2
 UNCW 12, Richmond 6
 James Madison 5, UNCW 2
 East Carolina 10, UNCW 3

1988 (at Richmond, Va. - The Diamond)

George Mason 5, UNCW 1
 James Madison 12, UNCW 4

1989 (at Wilmington, N.C. - Brooks Field)

UNCW 8, William and Mary 4
 East Carolina 6, UNCW 1
 Richmond 7, UNCW 2

1990 (at Wilmington, N.C. - Brooks Field)

George Mason 11, UNCW 7
 UNCW 21, William and Mary 6
 Richmond 2, UNCW 1

1991 (at Greenville, N.C. - Harrington Field)

George Mason 9, UNCW 7
 Richmond 11, UNCW 6

1992 (at Greenville, N.C. - Harrington Field)

UNCW 6, Old Dominion 3
 Richmond 7, UNCW 3
 UNCW 9, East Carolina 7
 UNCW 5, Old Dominion 4
 Richmond 5, UNCW 4

1993 (at Wilmington, N.C. - Brooks Field)

East Carolina 3, UNCW 2
 George Mason 8, UNCW 1

1994 (at Norfolk, Va. - Metheny Complex)

East Carolina 4, UNCW 3 (10)
 James Madison 7, UNCW 0

1995 (at Kinston, N.C. - Grainger Stadium)

UNCW 6, William and Mary 1
 Richmond 17, UNCW 2
 Old Dominion 5, UNCW 2

1996 (at Kinston, N.C. - Grainger Stadium)

UNCW 7, Richmond 4
 UNCW 9, James Madison 4
 Old Dominion 4, UNCW 2
 James Madison 8, UNCW 5



1997 (at Kinston, N.C. - Grainger Stadium)
 UNCW 11, VCU 10
 East Carolina 9, UNCW 8 (12 Innings)
 William and Mary 12, UNCW 0

1998 (at Kinston, N.C. - Grainger Stadium)
 Richmond 5, UNCW 2
 George Mason 5, UNCW 0

1999 (at Kinston, N.C. - Grainger Stadium)
 VCU 4, UNCW 1
 George Mason 8, UNCW 5

2000 (at Manteo, N.C. - Coy Tillett Field)
 UNCW 9, Richmond 7
 East Carolina 5, UNCW 4
 James Madison 6, UNCW 5

2001 (at Manteo, N.C. - Coy Tillett Field)
 George Mason 17, UNCW 8
 UNCW 9, Old Dominion 5
 James Madison 8, UNCW 4

2002 (at Manteo, N.C. - Coy Tillett Field)
 Va. Commonwealth 4, UNCW 3
 George Mason 7, UNCW 6 (11 innings)

2003 (at Manteo, N.C. - Coy Tillett Field)
 UNCW 18, Towson 5
 UNCW 4, William & Mary 3 (12 innings)
 Va. Commonwealth 13, UNCW 10
 George Mason 13, UNCW 12 (11 innings)

2004 (at Wilmington, N.C.-Brooks Field)
 UNCW 6, Old Dominion 4
 UNCW 12, Va. Commonwealth 3
 Delaware 3, UNCW 2
 UNCW 3, George Mason 1
 UNCW 8, Delaware 7
 UNCW 15, Delaware 3

2005 (at Wilmington, N.C.-Brooks Field)
 UNCW 9, Hofstra 6
 Towson 6, UNCW 1
 George Mason 9, UNCW 7

2006 (at Wilmington, N.C.-Brooks Field)
 UNCW 7, Old Dominion 3 (10)
 UNCW 8, Va. Commonwealth 2
 UNCW 10, James Madison 9
 Va. Commonwealth 14, UNCW 7
 UNCW 7, Va. Commonwealth 6

2007 (at Wilmington, N.C. - Brooks Field)
 Va. Commonwealth 4, UNCW 3
 Old Dominion 13, UNCW 3

2008 (at Wilmington, N.C. - Brooks Field)
 UNCW 11, Towson 5
 William & Mary 11, UNCW 8
 George Mason 14, UNCW 9

2009 (at Wilmington, N.C. - Brooks Field)
 UNCW 7, Old Dominion 5
 Georgia State 8, UNCW 5
 UNCW 5, Delaware 4
 UNCW 5, George Mason 3
 Georgia State 12, UNCW 10

2010 (at Wilmington, N.C. - Brooks Field)
 James Madison 8, UNCW 7
 UNCW 10, Georgia State 8
 UNCW 3, James Madison 1
 UNCW 10, VCU 0
 VCU 7, UNCW 5 (12 inn)

2011 (At Wilmington, N.C. - Brooks Field)
 UNCW 7, Old Dominion 0
 James Madison 13, UNCW 7
 Old Dominion 4, UNCW 3

2012 (At Harrisonburg, Va. - Veterans Memorial)
 UNCW 8, VCU 5
 UNCW 3, Delaware 2
 Delaware 11, UNCW 9
 UNCW 10, Delaware 8

2013 (At Harrisonburg, Va. - Veterans Memorial)
 Towson 13, UNCW 11
 Northeastern 5, UNCW 4 (11 Innings)

2014 (at Wilmington, N.C. - Brooks Field)
 UNCW 11, James Madison 10
 Col. of Charleston 7, UNCW 4
 UNCW 5, Delaware 3
 William & Mary 12, UNCW 6

2015 (at Charleston, S.C. - Patriots Point)
 UNCW 16, Northeastern 7
 UNCW 4, Col. of Charleston 3
 UNCW 7, Col. of Charleston 6

2016 (at Charleston, S.C. - Patriots Point)
 UNCW 5, James Madison 4 (10)
 UNCW 6, Col. Of Charleston 1
 William & Mary 9, UNCW 8 (12)
 William & Mary 11, UNCW 7

2017 (at Wilmington, N.C. - Brooks Field)
 UNCW 6, William & Mary 2
 Delaware 14, UNCW 8
 UNCW 10, Northeastern 1
 Delaware 10, UNCW 3

2018 (at Harrisonburg, Va. - Veterans Memorial)
 UNCW 2, Delaware 1
 UNCW 9, Northeastern 2
 UNCW 11, Elon 3
 Northeastern 3, UNCW 2
 UNCW 7, Northeastern 4

2019 (at Harrisonburg, Va. - Veterans Memorial)
 UNCW 8, Northeastern 6 (11 innings)
 UNCW 8, Elon 3
 UNCW 5, William & Mary 1
 Elon 4, UNCW 1
 UNCW 6, Elon 5 (10 innings)

2020 No Tournament Held

2021 (at Wilmington, N.C. - Brooks Field)
 UNCW 2, Elon 0
 UNCW 8, Northeastern 4
 Northeastern 7, UNCW 5 (10 innings)
 Northeastern 11, UNCW 10 (10 innings)

2022 (at Elon, N.C. - Latham Park)
 Hofstra 4, UNCW 3 (10 innings)
 Elon 13, UNCW 3

2023 (at Charleston, S.C. - Patriots Point)
 UNCW 3, Delaware 0
 UNCW 6, Northeastern 5 (10 innings)
 UNCW 5, Northeastern 4

CAA Tournament Seedings

Year	Seed	Record
1986	No. 4	1-2
1987	No. 1	2-2
1988	No. 5	0-2
1989	No. 1	1-2
1990	No. 3	1-2
1991	No. 2	0-2
1992	No. 6	3-2
1993	No. 4	0-2
1994	No. 4	0-2
1995	No. 2	1-2
1996	No. 7	2-2
1997	No. 8	1-2
1998	No. 7	0-2
1999	No. 6	0-2
2000	No. 3	1-2
2001	No. 3	1-2
2002	No. 3	0-2
2003	No. 2	2-2
2004	No. 2	5-1
2005	No. 1	1-2
2006	No. 5	4-1
2007	No. 4	0-2
2008	No. 1	1-2
2009	No. 3	3-2
2010	No. 4	3-2
2011	No. 3	1-2
2012	No. 1	3-1
2013	No. 1	0-2
2014	No. 3	2-2
2015	No. 2	3-0
2016	No. 1	2-2
2017	No. 2	2-2
2018	No. 4	4-1
2019	No. 5	4-1
2020	no tournament held	
2021	No. 2	2-2
2022	No. 2	0-2
2023	No. 1	3-0
Total		60-65 (.480)

Overall NCAA Tournament Record

Opponent	W-L	Pct.
Army	1-0	1.000
Coastal Carolina	0-1	.000
Duke	1-1	.500
East Carolina	1-3	.250
Elon	2-2	.500
Louisiana State	0-3	.000
Maine	1-0	1.000
North Carolina	0-3	.000
NC State	0-1	.000
Northeastern	1-0	1.000
Ohio State	1-0	1.000
Rhode Island	1-0	1.000
Sacred Heart	1-0	1.000
South Carolina	0-3	.000
Tennessee	2-1	.667
Tulane	3-1	.750
Vanderbilt	0-1	.000
Winthrop	0-2	.000
Totals	15-22	.405

REGIONAL RESULTS

2003 (at Baton Rouge, La. - Alex Box Stadium)
 Tulane 8, UNCW 3
 UNCW 12, Northeastern 6
 UNCW 9, Tulane 8 (10 innings)
 Louisiana State 9, UNCW 8 (11 innings)

2004 (Kinston, N.C. - Grainger Stadium)
 UNCW 8, Tennessee 5
 East Carolina 11, UNCW 4
 UNCW 4, Tennessee 3

East Carolina 7, UNCW 0
2006 (Chapel Hill, N.C. - Boshamer Stadium)
 Winthrop 14, UNCW 2
 UNCW 21, Maine 19
 Winthrop 5, UNCW 3

2008 (Cary, N.C. - USA Baseball Complex)
 UNCW 5, Elon 2
 North Carolina 5, UNCW 1
 UNCW 15, Elon 11
 North Carolina 7, UNCW 3

2012 (Raleigh, N.C. - Doak Field)
 Vanderbilt 9, UNCW 2
 UNCW 13, Sacred Heart 4
 NC State 17, UNCW 5

2013 (Charlottesville, Va. - Davenport Field)
 Elon 10, UNCW 7
 UNCW 9, Army 5
 Elon 6, UNCW 4

2015 (Baton Rouge, La. - Alex Box Stadium)
 UNCW 10, Tulane 1
 LSU 2, UNCW 0
 UNCW 8, Tulane 2
 LSU 2, UNCW 0

2016 (Columbia, S.C. - Founders Park)
 UNCW 11, Duke 1
 UNCW 11, Rhode Island 7
 South Carolina 10, UNCW 1
 South Carolina 10, UNCW 5

2018 (Greenville, N.C. - Clark-LeClair Stadium)
 East Carolina 16, UNCW 7
 UNCW 4, Ohio State 3 (13 innings)
 UNCW 9, East Carolina 7
 South Carolina 8, UNCW 4

2019 (Chapel Hill, N.C. - Boshamer Stadium)
 North Carolina 7, UNCW 6
 Tennessee 10, UNCW 3

2023 (Conway, S.C. - Spring Brooks Stadium)
 Duke 12, UNCW 3
 Coastal Carolina 12, UNCW 2



TEAM RECORDS

OFFENSE

At Bats
Game..... 47, East Carolina, 5/14/97
Tournament203, 2004

Runs
Game..... 21, W&M, 5/12/90
Tournament46, 2004

Hits
Game..... 21, Delaware, 5/29/04
Tournament64, 2004

Batting Average
Tournament357, 2012

Slugging Percentage
Tournament565, 2008

On Base Average
Tournament478, 2008

Runs Batted In
Game..... 17, twice
Tournament41, 2003

Doubles
Game..... 5, Towson, 5/23/13
Tournament16, 2004

Triples
Game..... 3, VCU, 5/26/06
Tournament 4, 2006

Home Runs
Game..... 4, twice
Tournament11, 2003

Total Bases
Game..... 22, Elon, 5/25/18
..... 22, W&M, 5/26/16
Tournament95, 2003

Walks
Game..... 8, twice
Tournament25, 2010

Sac Flies
Game..... 4, W&M, 5/12/90
Tournament 6, 2018

Sac Hits
Game..... 4, Old Dominion, 5/12/92
Tournament 8, 1992

SB
Game..... 5, three times
..... Last: Northeastern 5/24/13
Tournament10, 2006

Left On Base
Game..... 14, Elon, 5/25/18
Tournament37, 2016
.....37, 2018

PITCHING

Innings Pitched
Game..... 12.0, twice
Tournament53.0, 2004
Earned Run Average

Tournament2.25, 2018

Opponent Batting Average
Tournament193, 2018

Wins
Tournament 5, 2004

Walks
Game..... 8, three times
..... Last: Delaware, 5/27/17
Tournament24, 2010

Strikeouts
Game..... 18, W&M, 5/22/03
Tournament49, 2003

Hits Allowed
Game..... 18, W&M, 5/28/16
Tournament64, 2006

Runs Allowed
Game..... 14, twice
..... Last: Delaware, 5/25/17
Tournament 34, 2003, 2006

FIELDING

Total Chances
Game..... 50, Elon, 5/25/18
Tournament229, 2004

Putouts
Game..... 36, W&M, 5/28/16
Tournament159, 2004

Assists
Game..... 19, Elon, 5/25/18
Tournament63, 2004

Errors
Game..... 4, Elon, 5/25/18
Tournament 8, three times, 2018, 2003, 1992

INDIVIDUAL HITTING

Games Played
Tournament6, eight players in 2004
Career..... 17, Grayson Evans, 2006-10

At Bats
Game..... 7, twice
Tournament27, Chris Hatcher, 2006
..... 27, Chip Grawey, 2004
Career..... 65, Grayson Evans, 2006-10

Runs
Game..... 5, twice
Tournament 9, Chip Grawey, 2003
Career..... 16, Matt Poulk, 2002-06

Hits
Game... 5, Mark Chamberlain, W&M, 5/12/90
..... 5, Daniel Hargrave, Towson, 5/21/08
Tournament 11, Chip Grawey, 2003
..... 11, Grayson Evans, 2006
Career..... 25, Matt Poulk, 2002-06

Batting Average.
Tournament667, Perry Currin, 1991
Career..... .500, Cole Weiss, 2017-18
Slugging Percentage
Tournament 1.286, Michael Bass, 2013

Career..... .841, Jason Roach, 1995-97

On Base Average
Tournament727, Michael Bass, 2013
Career..... .533, Jamie Hemingway, 2000-03

Runs Batted In
Game.....5, four times
Tournament 8, Jamie Hemingway, 2003
.....8, Cody Stanley, 2009
.....8, Robbie Monday, 2010
.....8, Ryan Jeffers, 2018
Career..... 16, Grayson Evans, 2006-10

Doubles
Game.....2, three times
Tournament7, Matt Poulk, 2004
Career..... 10, Matt Poulk, 2002-06

Triples
Game.....1, many times
Tournament2, Michael Bass, 2013
Career..... 3, Michael Bass, 2010-13

Home Runs
Game.....2, Five times
..... Last: Casey Golden, Delaware, 5/27/17
Tournament 3, Casey Golden, 2017
Career..... 5, Jason Roach, 1995-97

Total Bases
Game..... 11, Jason Roach, VCU, 5/13/98
Tournament 19, Chip Grawey, 2003
Career..... 46, Matt Poulk, 2002-06

Walks
Game.....4, Trent Mongero, W&M, 5/12/90
Tournament 7, Joe Catalano, 1987
.....7, Mark Carver, 2008
.....7, Cody Stanley, 2010
Career..... 11, Joe Catalano, 1987-90
..... 11, Grayson Evans, 2006-10

Strikeouts
Game.4, Luke Dunlap, Northeastern, 5/24/13
Tournament7, Jason Schindler, 2003
..... 7, Jamie Hemingway, 2003
Career..... 15, Andrew Cain, 2009-12

Stolen Bases
Game.....2, many times
Tournament5, Matt Poulk, 2006
Career..... 6, Matt Poulk, 2002-06

INDIVIDUAL PITCHING (MIN. 6 IP)

Appearances
Tournament 4, Blake Cross, 2003
.....4, Ryan Walker, 2009
.....4, Bryan Booth, 2009
Career..... 8, Blake Cross, 2001-04

Starts
Tournament 2, Zach Kimball, 2004
..... 2, Thomas Benton, 2006
.....2, Landen Roupp, 2018
Career..... 4, Daniel Cropper, 2007-11

Innings Pitched
Game..... 9.0, seven times
..... Last: Alex Royalty vs Northeastern, 5/24/18
Tournament12.0, Thomas Benton, 2006
Career..... 30.2, Daniel Cropper, 2007-11

Wins
Tournament2, Ronald Hill, 2004
.....2, Adam Paul, 2006
Career..... 3, Daniel Cropper, 2007-11

Runs Allowed
Game.....7, Justin Crump, W&M, 5/29/16
Tournament 10, John Babson, 1995
Career..... 18, John Babson, 1992, 94-95
.....18, Bryan Mazur, 1996-99

Hits Allowed
Game.....6, Justin Crump, W&M, 5/29/16
Tournament 20, Thomas Benton, 2006
Career..... 25, Ronald Hill, 2002-05

Strikeouts
Game..... 12, Landen Roupp, Elon, 5/27/21
Tournament21, Landen Roupp, 2021
Career..... 33, Landen Roupp, 2018-21

Saves
Tournament3, Bryan Booth, 2009
Career..... 3, Bryan Booth, 2007-09

INDIVIDUAL FIELDING

Total Chances
Game..... 21, Neil Eichhorn, W&M, 5/22/03
Tournament 54, Matt Sutton, 2004
Career..... 118, Matt Wright, 2000-03

Putouts
Game..... 18, two players
Tournament 50, Matt Sutton, 2004
Career..... 109, Matt Wright, 2000-03

Assists
Game.....8, Mark Rugienius, W&M, 5/15/97
..... 8, Cole Weiss, Vs. Northeastern, 5/24/18
Tournament24, Aaron Smith, 2004
Career..... 42, Mark Chamberlain, 1989-92

Errors
Game.....3, Mason Berne, Vs. Elon, 5/25/18
Tournament4, Russ Simmerman, 2003
..... 4, Mason Berne, 2018
Career.....5, three players



TEAM RECORDS

OFFENSE

At Bats

Game.....47, Maine, 6/3/06 (9)
51, Ohio St., 6/2/18 (13)
 Regional.....156, 2018

Runs

Inning.....11, Elon (9th), 6/1/08
 Game.....21, Maine, 6/3/06
 Regional.....32, 2003

Hits

Inning.....9, Elon (9th), 6/1/08
 Game.....19, Maine, 6/3/06
 Regional.....56, 2003

Batting Average

Regional.....364, 2003

Slugging Percentage

Regional.....585, 2012

On Base Average

Regional.....408, 2013

Total Bases

Game.....33, Sacred Heart, 6/2/12
 Regional.....89, 2003

Runs Batted In

Game.....19, Maine, 6/3/06
 Regional.....32, 2003

Doubles

Game.....5, Tulane, 5/31/03
 Regional.....8, 2003, 2013

Triples

Game.....2, Northeastern, 5/31/03
 Regional.....2, 2003, 2008

Home Runs

Game.....5, Sacred Heart, 6/2/12
 Regional.....8, 2012

Walks

Game.....7, Army, 6/1/13
 Regional.....14, 2008/2018

Sac Flies

Game.....1, many times
 Regional.....3, 2003

Sac Hits

Game.....3, three times
Last: Winthrop, 6/4/2006
 Regional.....6, 2003, 2006

Stolen Bases

Game.....3, twice
Last: Maine, 6/3/06
 Regional.....6, 2008

Left On Base

Game.....13, Army, 6/1/13 (9)
17, Ohio St., 6/2/18 (13)
 Regional.....38, 2018

PITCHING

Innings Pitched

Game.....13.0, Ohio St., 6/2/18
 Regional.....39.0, 2018

Earned Run Average

Regional.....5.91, 2003, 2008

Strikeouts

Game...11, Tulane, 5/31/03; Ohio St., 6/2/18
 Regional.....28, 2008

Walks

Game.....9, Winthrop, 6/4/06 (9)
9, Ohio St., 6/2/18 (13)
 Regional.....25, 2018

Hits Allowed

Game.....22, NC State, 6/3/12
 Regional.....50, 2003

Runs Allowed

Game.....19, Maine, 6/3/06
 Regional.....38, 2006

FIELDING

Total Chances

Game.....45, Army, 6/1/13 (9)
53, Ohio State, 6/2/18 (13)
 Regional.....168, 2018

Putouts

Game.....27, many times (9)
39, Ohio State, 6/2/18 (13)
 Regional.....117, 2018

Assists

Game.....17, twice
Last: Elon, 6/2/18
 Regional.....46, 2018

Errors

Game.....4, twice
Last: LSU, 6/1/03
 Regional.....10, 2003

INDIVIDUAL HITTING

Games Played

Regional.....4, many
 Career.....8, Chip Grawey
8, Aaron Smith
8, Neil Eichorn
8, Matt Sutton

At Bats

Game.....7, Jason Appel, Maine, 6/3/06
7, Chris Hatcher, Maine, 6/3/06
7, Kep Brown, Ohio St., 6/2/18
 Regional.....21, Kep Brown, 2018
 Career.....36, Chip Grawey
36, Jason Appel

Runs

Game.....3, many
 Regional.....8, Chip Grawey, 2003
 Career.....10, Chip Grawey

Hits

Game.....4, many
 Regional.....11, Chip Grawey, 2003
 Career.....16, Chip Grawey

Batting Average

Regional.....611, Chip Grawey
 Career.....529, Matt Wright

Slugging Percentage

Regional.....1.118, Matt Wright, 2003
 Career.....1.118, Matt Wright

On Base Average

Regional.....650, Chip Grawey, 2003
 Career.....538, Hunter Ridge / Andrew Cain

Runs Batted In

Game.....5, Matt Wright, LSU, 6/1/03;
5 Drew Farber, Sacred Heart, 6/2/12
 Regional.....11, Matt Wright, 2003
 Career.....11, Matt Wright

Doubles

Game.....2, three times
 Regional.....3, Jason Appel, 2006
3, Corey Dick, 2013
 Career.....5, Jason Appel

Triples

Game.....1, many
 Regional.....1, many
 Career.....2, Jason Appel

Home Runs

Game.....2, Matt Wright, LSU, 6/1/03
 Regional.....3, Matt Wright, 2003
 Career.....3, Matt Wright

Total Bases

Game.....8, Matt Wright, LSU, 6/1/03
 Regional.....19, Matt Wright, 6/1/03
 Career.....24, Corey Dick

Walks

Game.....2, many
 Regional.....6, Greg Jones, 2018
 Career.....6, Greg Jones, 2018

Strikeouts

Game.....3, five times
Last, Jackson Meadows, Ohio St., 6/2/18
 Regional.....7, Brian Mims, 2016
 Career.....10, Steven Linous / Casey Golden

Stolen Bases

Game.....1, many
 Regional.....2, many
 Career.....2, many

INDIVIDUAL PITCHING

Appearances

Regional.....3, many times
 Career.....4, many

Starts

Regional.....2, Alex Royalty, 2018
 Career.....3, Alex Royalty

Innings Pitched

Game.....9, Jeff Hatcher, UNC, 5/31/08
 Regional.....9, Jeff Hatcher, UNCW, 2008
 Career.....14.1, Brad Holt

Wins

Regional.....1, many
 Career.....2, Blake Cross

Runs Allowed

Game.....10, Thomas Benton, Maine, 6/3/06
 Regional.....10, Thomas Benton, Maine, 2006
10, Alex Royalty, 2018
 Career.....16, Mat Batts

Hits Allowed

Game.....11, Thomas Benton, Maine, 6/3/06
 Regional.....12, Alex Royalty, 2018
 Career.....16, Mat Batts

Strikeouts

Game.....7, Blake Cross, Tennessee, 6/6/04;
7, Blake Cross, Tulane, 5/31/03
 Regional.....9, Blake Cross
 Career.....17, Blake Cross

Saves

Regional.....1, Blake Cross 2004
1, Cameron Roth 2008
1, Kelly Secrest 2013
1, Blake Morgan 2018
 Career.....2, Blake Cross

INDIVIDUAL FIELDING

Total Chances

Game.....13, twice
Last: Matt Keeler, Elon, 6/2/13
 Regional.....48, Mason Berne, 2018
 Career.....61, Zack Canada

Putouts

Game.....13, Matt Keeler, Elon, 6/2/13
 Regional.....39, Mason Berne, 2018
 Career.....39, Mason Berne, 2018

Assists

Game.....9, Michael Bass, Elon, 6/2/13
 Regional.....18, Michael Bass, 2013
 Career.....27, Michael Bass

Errors

Game.....3, Russ Simmerman, LSU, 6/1/03
 Regional.....4, Russ Simmerman, 2003
 Career.....4, Russ Simmerman

1

Paul Livingston, 1967
Warren Hall, 1992-93
Chuck Justice, 1994, 96
Ken Ickes, 1995
Blaine Joyner, 1997-00
David Ange, 2001
Jamie Hemingway, 2002-03
Grayson Evans, 2006-10
William Prince, 2011-14
Justin Crump, 2015-19
Trevor Marsh, 2020-23

2

Jamie Dishman, 1992-93
Pat Smith, 1994-95
Daniel Marsh, 1997-00
Pat Murphy, 2001-04
Daniel Hargrave, 2005-08
Ben Thielsen, 2009-10
Ryan LaGrange, 2011-14
Zach Shields, 2015
Beau O'Connell, 2016
Josh Hernandez, 2017
Greg Jones, 2018-19
Riley Davis, 2020
Taber Mongero, 2021-23

3

Lawrence Keith, 1962

4

Robert Stephenson, 1962
Elmer Staley, 1967
John Babson, 1992-1995
Bryan Mazur, 1996
Josh Bonifay, 1997
Mike Rugienius, 1998
David Bryant, 1999
Justin Wishon, 2000-01
Kiley Vaughn, 2002
John Raynor, 2003-06
Jesse Haney, 2007-10
Luis Renvil, 2011-14
Brian Mims, 2015-17
Doug Angeli, 2018-19
Kevin Pitarra, 2020-23

5

David Miller, 1962
Charles Lewis, 1992
Dave Leonardi, 1993
Chris Holstad, 1994
Paul Haynes, 1995-96
Brian Duffy, 1997
Quinn McLaney, 1998-01
Tommy Holder, 2002
Matt Sutton, 2003-04
Justin Barefoot, 2005-08
Cameron Cockman, 2009-11
Daniel Stack, 2014-17
Noah Liles, 2018-21
Alec DeMartino, 2022-23

6

Steve Coley, 1962
Bill Gray, 1992
Tyrone Robertson, 1993
Kevin Walston, 1994-97
Dale Berkey, 1998-99
David Ange, 2000
Bryan Meadows, 2001-02
Jon Davis, 2003-05
Steve Halford, 2006-07
Tyler Stott, 2008-09
Michael Bass, 2010-13

Casey Golden, 2014-17
Brycen Braswell, 2018
Jac Croom, 2020-23

7

Keith Barnhardt, 1992-95
Hamer Morris, 1996
Josh Bonifay, 1997-99
David McKenna, 2001-02
Kenny Smith, 2003
Jonathan Batts, 2004-07
Jason Appel, 2008
Thomas Pope, 2009-12
Steven Linkous, 2013-16
Jackson Meadows, 2017-20
Tanner Smith, 2021
Aidan Evans, 2023

8

Louis Howard, 1962
Sam Long, 1967
James Fugate, 1967
Brian Tatum, 1992
Battle Holley, 1993-94
Jon Avent, 1995-98
Stephen Grady, 1999-00
Magnus Pilegard, 2001-02
Cody Stanley, 2008-10
Matt Campbell, 2011-12
Joe Bertone, 2013-16
Cole Weiss, 2017-21
Ethan Baucom, 2022
Joe Specht, 2023

9

Ronald Smith, 1962
Robert Dunn, 1968
Chris Nesselroade, 1992
Ren Chapman, 1993-94
Mauney Stanley, 1996-99
Brad Overton, 2001-03
Tim Preston, 2004-05
Ryan Foreman, 2007-08
Marc Locklear, 2009
Dillon Bass, 2011-14
Austin Easter, 2015-18
Stephen Ridge, 2019
Kohl Abrams, 2020
Nyk Crumrine, 2021
Teddy Ruffner, 2022-23

10

Wayne Bolick, 1962
Edward Lewis, 1967
Paul Livingston, 1968
Bobby Schupp, 1972-75
Richard Lancaster, 1976-77
Bill Austin, 1978
Robert Kirkpatrick, 1979-80
Jaymie McGuire, 1981-83
Mitch Wells, 1984
Jim Fritz, 1992
Eric Glasgow, 1993-94
Jonathan Guthman, 2001-02
Bradley Bradshaw, 2003-06
Jes Snyder, 2007-08
Hunter Ridge, 2010-13
Teddy Cillis, 2014
Clark Cota, 2016-18
Brooks Baldwin, 2019-22
Jack Guerrero, 2023

11

Larry Edens, 1962
James Johnson, 1967
Jack Campbell, 1968

Edward Booth, 1972
Bill Stenger, 1973
Butch Kornides, 1975
Larry Dove, 1976
Terry Greene, 1977-78
Bill Austin, 1979
Phil Vanderbosch, 1980
Robbie Rothrock, 1981
Charles Cabbage, 1982-83
Jeff Padgett, 1984
Joe Catalano, 1985-86
Gary Ginn, 1988
Mark Chamberlain, 1989-92
Marshall Cooper, 1993-96
Bryan Mazur, 1997-99
Matt Williard, 2000
Joe Dekker, 2001
Zach Harris, 2002
Aaron Smith, 2003-04
Jason Appel, 2005-07
Jordan Ramsey, 2012-15
Blake Deatherage, 2016-20
Jack Howell, 2021-22
Connor Kane, 2023

12

William Haywood, 1962
Pete Daughtry, 1967
Edward Lewis, 1968
Harry Kincaid, 1972-73
Parker Davis, 1975-76
Larry Livingston, 1977-79
Paul Murr, 1980-83
Calvin Garrett, 1984-86
Mike Ferrell, 1988-90
Mace Watts, 1991
Brian Baucom, 1992-93
Tyrone Robertson, 1994-97
Jesse DeMaria-Kinney, 1998-99
Jake Mullis, 2001-03
Chris Hatcher, 2004-06
Ryan Doolittle, 2007
Alex Hill, 2008-11
Tyler Molinaro, 2012-13
Justin Carroll, 2014-15
Luke Gesell, 2017-21
Bryan Arendt, 2022-23

13

Perry Burchett, 1962
Sal D'Esposito, 1992-93
Derek Williams, 1994-97
Kevin Hairr, 1998-01
Pete Grimm, 2002
Robert White, 2003-04
Brent Gainey, 2005
Marc Locklear, 2006-08
Ryan Foreman, 2009
Blaze Tart, 2010-14
Josh Roberson, 2015-17
Andrew Tilghman, 2018
Carter Holjes, 2020-23

14

Kenneth McDowell, 1962
Ed Nobles, 1967
John Hester, 1968
Dave Sandlin, 1972-73
Mike Good, 1975-77
Danny Houston, 1978-80
Richard Lawing, 1981
Donnie Walker, 1982
Pete Hartness, 1983
Robert Mazur, 1984
Scott Brady, 1985-88
John Schultz, 1989

Kevin Hooker, 1990-93
Jason Ramsey, 1994-96
Mark Lewis, 1998
David McKenna, 1999-00
Matt Carter, 2000-03
Zach Kimball, 2004-05
Matt Holt, 2006-10
Sean Buchanan, 2011-12
Ryan Dolan, 2013
Clay Lockamon, 2014-17
Landen Roupp, 2018-21
Cyle Phelan, 2022-23

15

Tommy Foy, 1967
Harold Finchum, 1968
Mike Wheeler, 1972
Randy Prosser, 1973-76
Bobby Hollins, 1975
John Tallent, 1978-80
Mark Bray, 1982-83
Chuck Jones, 1984,86
Scott Rolf, 1985
Al Frank Catucci, 1988-89
Mike Siopes, 1990-91
Jason Wilkes, 1992,96
Kevin Robinson, 1993-94
Anthony Kozul, 1997-00
Matt Poulk, 2002
Lee McLean, 2003-06
Andy Stratton, 2007
Dakota Piver, 2009-11
Ryan Foster, 2013-16
Austin Warren, 2017-18
Matt Suggs, 2019-22
Jayson Arendt, 2023

16

Clyde Holley, 1979-82
Tommy Griffin, 1983-86
Todd Penley, 1988-90
Brian Baucom, 1991
Eric Oglesby, 1992
Jeremy Medlin, 1993
Dixon Putnam, 1994
Jason Wilkes, 1995
Benji McIntosh, 1996-99
Chris Lee, 2000
Chip Grawey, 2002-04
Allen Flood, 2005-09
Steven Davis, 2009-12
Gavin Stupienski, 2013-16
Austin LaFollette, 2017
Kevin Mintz, 2018-19
Bryce Cota, 2021-22
Brock Wills, 2023

17

Michael Freeman, 1984
Eric Hall, 1985-86
Tim Hooks, 1988-90
Reese Murdaugh, 1991
Keith Pettus, 1992-93
Jason Borbeau, 1994
Bryan Trogdon, 1996
Mike Foucht, 1997-00
Gus Rantz, 2001

18

Howie Edgerton, 1972-75
Ray Toler, 1976-77
Jim McLean, 1978
Len McBride, 1979-80
Johnny Slaughter, 1981
Bobby D. Reynolds, 1983-84
E.H. Kennedy, 1988

Heath Altman, 1992-93
Jeff Howard, 1994-95
Anthony Kozol, 1996
Bryan Trogdon, 1997-99
Jamie Hemingway, 2000-01
Eric Mitchell, 2002
Neal Eichhorn, 2003-04
Jared Sutton, 2005-06
Cameron Roth, 2008-10
Jake Koenig, 2011-12
Jared Gesell, 2013-16
Logan Beehler, 2017-18
Ty Wilson, 2019
Dillon Lfrieri, 2021-23

19

Mike Antle, 1983
Steve Tomanchek, 1984-85
Darren McCain, 1992
Grant Batts, 1993
Chris Luther, 1994
Derek Heasley, 1995-96
Cam Heustess, 1997
Jake Simmons, 1999
Russ Simmerman, 2000-03
Andrew Morgan, 2004-07
Stephen Harrold, 2008-10
Kelly Secrest, 2011-14
Kennard McDowell, 2015-17
Lucas Oxendine, 2018-19
Greyson Bailey, 2020-21
John Newton, 2022-23

20

Dwayne Brown, 1980
Mike Antle, 1981
Roger Jernigan, 1983
Keith Pearce, 1984
Kevin Davidson, 1985-86
Desi Williams, 1988-89
Heath Altman, 1990-91
David Miller, 1995
Lee Grant, 1996-99
Chip Grawey, 2000
Chris Lee, 2001
Will Hunt, 2003-06
Michael Rooney, 2007-10
Josh Abshire, 2011-14
Austin Magestro, 2015-17
Chris Thorburn, 2019-22
Mason Murdock, 2023

21

Sterling Coward, 1962
Al Morris, 1980-81
Ken Jones, 1983-84
Eric Hickman, 1985-88
Trent Mongero, 1989-90
Sal D'Esposito, 1991
Chris Holstad, 1992-93
Jason Wilkes, 1994
James Yopp, 1995
Lee Stone, 1996
Brock Keene, 1997
Chris Coughlin, 1999-00
Brian Whitaker, 2001-02
Matt Poulk, 2003-06
Nate Hall, 2007-08
Aaron Jones, 2009
Tom Timoney, 2010-12
Christian Wolfe, 2013-14
Alex Royalty, 2016-18
Jason Hudak, 2019-23

22

John Hester, 1967

23

Bill Stenger, 1975
Randy Bernhardt, 1976
Mark Scaif, 1977-80
Gary Hall, 1981
Chris McBride, 1992-94
Jason Roach, 1995-1997*
Tim Dunn, 1998
Michael Armstrong, 1999-00
Chris Coughlin, 2002-03
Jeff Hatcher, 2005-08
Ryan Walker, 2009-10
Travis Bradley, 2011-12
Nick Bruno, 2018-20
Ethan Chenault, 2021-23

24

Paul Stevens, 1976-77
Russell Tyler, 1978
Ricky Watkins, 1980
Roger Hudson, 1981-84
Reggie Redd, 1985-86
Mike Byers, 1988
Vince Campbell, 1989
Joe Catalano, 1990
Grant Batts, 1991
David McDowell, 1992
Chris Moag, 1993
Bryan Britt, 1994-96
Scott West, 1998
David McPherson, 1999-01
Jason Schlinder, 2002-03
Allen Flood, 2004
Kevin Hodges, 2005-07
Justin Bradley, 2008-11
Luke Dunlap, 2012-15
Brandon Mulier, 2016-19
Jake Knapp, 2020
Cody Benton, 2021-23

25

Greg Carroll, 1975
Rick Watkins, 1977-78
Bobby Reynolds, 1985-86
Jeff Kafer, 1988
Jon Wood, 1990-92
Joey Pyrtle, 1993-95
Tim Brown, 1996-97
Greg Troutman, 1998-99
Patrick Massey, 2000-01
Ronald Hill, 2002-05
Bradley Holt, 2006-08
Thomas Jones, 2009-12
Alex Pernick, 2013
Matt Maready, 2014-16
Jordan Bisette, 2017
Ron Evans, 2020-23

26

Wayne Rabin, 1975
Cecil Davis, 1976-77
Butch Kornides, 1978
Jeff Cole, 1979-80

HISTORY: ROSTER BY NUMBER

Don Stevenson, 1981-83
 Kent Joyce, 1984
 Kendall Buckner, 1985
 Darren Huffman, 1990
 Chris Holstad, 1991
 Grant Batts, 1992
 Charles Lewis, 1993-94
 Matt Oakley, 1995
 Brian Lewis, 1996-97
 Jeff Roma, 1999
 Kevin Millard, 2000
 Fred Wray, 2001
 Brian Brewer, 2002
 Michael Marby, 2003-06
 Rhett Miller, 2007-2010
 Zak Kornblum, 2011
 Justin Livengood, 2012-13
 Whitman Barnes, 2014-16
 Chris Joyner, 2017-18
 Mike Picollo, 2019-21
 RJ Sales, 2022-23

27

Herbie Dawkins, 1979
 Gary Chadwick, 1980
 Keith Rickard, 1981
 Bobby Bryant, 1982-85
 Eric Wilkins, 1988
 John Schultz, 1990
 Jared Gray, 1991
 Trey Cheek, 1992-94
 Terry Williams, 1995-98
 Kenny Wilson, 1999
 Charlie Weatherby, 2000-01
 Jeff Moore, 2002-05
 Brett Braxton, 2006-08
 Tyler McSwain, 2009-12
 Will Shepley, 2013-15
 Ryan Jeffers, 2016-18
 Broadus Roberson, 2019-20
 Tyler Strickland, 2021

28

John Milkovits, 1979-81
 Paul Williams, 1982-84
 Keith Moore, 1985-86
 Bryant Balentine, 1988-90
 Dan Herring, 1991
 Brian Smith, 1992-94
 Brock Keene, 1995
 Jack Temple, 1997-99
 Blake Cross, 2002-04
 Chris Johnson, 2005-08
 Austin Sandy, 2009
 Will Edgerton, 2010
 Mat Batts, 2012-14
 Zack Canada, 2015-18
 Josh Harvey, 2019
 Matt Yip, 2020-21
 Evan Marcinko, 2022-23

29

Paul Fulton, 1972-75
 Wayne Rabon, 1976
 Ross Cook, 1977
 Roger Sutton, 1978-79
 Bill Austin, 1980
 Tommy Phillips, 1981-83
 Kevin Davidson, 1984
 Jay Stott, 1985-1986
 Ed Stoudenmire, 1988-91
 Jeff Rogers, 1992-95
 Brandon Hall, 1996-98
 Mark Carver, 2004-08
 Allen King, 2009
 Tyler DeLoach, 2010-12

Nick Monroe, 2013-15
 Robby Casey, 2016
 Brody Lawson, 2018-20
 Noah Overton, 2021-22
 Tanner Thach, 2023

30

Jerry Martin, 1967-68
 Carroll Bickers, 1972-73
 Van Lewis, 1975-77
 Ronnie Peoples, 1978-79
 Richard Foy, 1980-81
 Morris Marshburn, 1982-83
 Mitch Wells, 1985-86
 Howard Perch, 1988-89
 Corey Broome, 1990-93
 Tate Joyner, 1994-97
 Jack Simmons, 1998
 Brad Denson, 2001-04
 Blake Hundley, 2005-06
 Bryan Booth, 2007-10
 Ricky Holden, 2011-14
 Daniel Hamilton, 2015
 Walker Imwalle, 2016
 Aubrey Smith, 2023

31

Doyle Whitfield, 1967
 Peter Eyer, 1968
 Barney Lewis, 1970
 Eric Higgins, 1972-73
 Steve Gano, 1975
 Jim McLean, 1976-77
 Ed Finch, 1978
 Tim Whitehead, 1979-82
 Gary Hall, 1983-84
 Van Baber, 1986
 Derek Heasley, 1993-94
 Greg Carlson, 1997
 Kevin Hager, 1998-99
 Brian Woods, 2000
 Thomas Benton, 2003-06
 Brandon Padgett, 2007
 Tyler Smith, 2008-11
 Justin Manning, 2012-13
 Jacob Sasser, 2014-15
 Nick Stuart, 2016
 Riley Zayicek, 2017-19
 Aidan Smith, 2020-23

32

Sandy Dew, 1967-68
 Howard Haire, 1970-71
 Charlie Maultsby, 1972
 Robert Ivey, 1973-1976
 Butch Kornides, 1977
 Richard Lancaster, 1978-79
 Sammy Hill, 1980
 Tommy Townsend, 1981-82
 Paul Harris, 1983
 Anthony Trent, 1984
 Gary Nail, 1986
 Jerome Hunt, 1990
 Chris Luther, 1995-97
 Eric Johnson, 1998-01
 David Lipson, 2002
 Adam Paul, 2003-06
 Bobby Leeper, 2007-09
 Ryan Leach, 2011-12
 Andy Austin, 2013-16
 Mason Berne, 2017-18
 Case Stroup, 2023

33

Sam Askew, 1967-68
 Kenny Meadows, 1970

Bill Hutchinson, 1972-73
 Ken Carter, 1975-76
 Dan Tricarico, 1977-79
 Ted Pope, 1980
 Mike Rigsbee, 1981,83
 Chuck Spencer, 1982
 Wesley Currin, 1984-86
 John High, 1988
 Mark Bass, 1989-90
 Keith Barnhardt, 1991-92
 Ken Ickes, 1996-98
 Matt McDonnell, 1999-02
 Mitch Williams, 2003-04
 Shane Fench, 2005-08
 Robbie Monday, 2009-10
 Drew Farber, 2011-14
 Taylor Hysong, 2015-16
 Breydan Gorham, 2017-21
 Zane Taylor, 2022-23

34

Eugene Russ, 1967-68
 Kurt Newber, 1970
 Billy Smith, 1972-73
 Mike Robbins, 1975-77
 Ron Broadwell, 1978
 Richard Warren, 1979
 Tom Jones, 1980-81
 Mike Melville, 1982-84
 Scott Altman, 1985-86
 Chris Watson, 1988
 Brian Eichorn, 1989
 Matt Swingle, 1990
 Robert Brown, 1991
 Zach Booker, 2004-06
 Seth Frankoff, 2007-10
 Christian MacDonald, 2011-14
 Nick Feight, 2015-17
 Henry Ryan, 2018-20
 Marty Gair, 2022

35

James Hall, 1967-68
 John Hester, 1969
 Al Burnette, 1972
 Tom Davis, 1973
 Phil Lambert, 1975-78
 Rusty Wagstaff, 1979-80
 Buck Barber, 1981
 Kevin Smith, 1982
 Benny Harris, 1983-84
 Mike Meadows, 1986
 Brian Stewart, 1988
 Elbert Kennedy, 1989
 Curtis White, 1990
 Josh Sutton, 2004-05
 Kyle Lewis, 2006, 08
 Jack Lane, 2009, 2011-13
 Gunner Deal, 2016
 David Sheaffer, 2018
 Adam Smith, 2019-21
 Connor Higgins, 2022
 Mac Gillespie, 2023

36

Dan Whisnant, 1967-68
 Scott Bradshaw, 1972
 Alan Phillips, 1975
 Thurston Watkins, 1976-77
 Bubba Baldwin, 1978-79
 Kenny Smith, 1980-83
 Scott Rold, 1984
 Michael Byers, 1985-86
 Randy Hill, 1988-89
 Greg Moss, 1990-91
 Larry Salefsky, 2006-08

Andrew Cain, 2009-12
 Evan Phillips, 2013-15
 Zack Burke, 2016-17
 Kep Brown, 2018-20
 Ryan Calvert, 2021-23

37

Weldon Johnson, 1967-68
 Alan Smith, 1972
 David Clemmons, 1973
 Ricky Jones, 1975
 Richard King, 1976-79
 Richard Lawing, 1980
 Jeff Newsome, 1981-82
 Charles Canady, 1983
 Keith Moore, 1984
 Chuck Jones, 1985
 Jerome Hunt, 1988-89
 Cody Dickens, 2001-06
 Terence Connelly, 2013-17
 Blake Morgan, 2018-19
 Jack Fisher, 2020-23

38

Bob Vaughn, 1967
 James Harris, 1968
 Robert Pittman, 1972-75
 Alan Phillips, 1976
 Bill Rhodes, 1977-79
 Johnny Conner, 1980-81
 Buddy Walters, 1982-84
 Tom Heitler, 1985-86
 Mark Bass, 1988
 Tom Heitler, 1989
 Dan Herring, 1990
 John Babson, 1991
 Jonathan Cantrell, 2006-07
 Brian Rhino, 2009-10
 Micah Jarrett, 2012
 Chris Gaffney, 2014-15
 Zachary Bridges, 2018-21
 Matt Gaither, 2022-23

39

Victory Johnson, 1967
 James Atkins, 1968
 Greg Dalton, 1971-73
 Larry File, 1975-76
 Jim Montague, 1977-80
 Kelly O'Donnell, 1981-82
 Byron Sasser, 1983
 Scott Whitley, 1984
 Michael Freeman, 1985-86
 Keith Jarman, 1988-91
 Dylan Kipp, 2009
 Andrew Harnage, 2010-11
 Matt Keeler, 2012-13
 Cory Gantz, 2014-17
 Justin Walke, 2018-19
 Cole Benton, 2020-23

40

Mike Brannan, 1967
 James Johnson, 1968
 Hank Harris, 1972
 Swain Smith, 1973-76
 Ed Finch, 1977
 Cecil Davis, 1978-79
 Tommy Phillips, 1980
 Scott Absner, 1981
 Benny Skinner, 1982-83
 Tommy Daniel, 1984
 Gary Hall, 1985
 Mark Maultsby, 1986
 Tommie Adams, 1988-89
 Brack Hardee, 1990-91

David Shambley, 2008-11
 Corey Dick, 2012-15
 Alex Groff, 2016-17
 Gage Herring, 2018-21
 Michael Bruno, 2022

41

Charles P. Cuppett, 1967-68
 Bill Warmack, 1972-73
 Jerry Yandrick, 1975-76
 David Pope, 1977-80
 Kermit Molleur, 1981
 David Price, 1982
 Stewart Tosto, 1984
 Dwayne Graham, 1985-86
 David Morrison, 1988-91
 Troy Langmeyer, 2019-21
 Cam Murphy, 2022

42

Terry Boswell, 1967
 Pete Daughtry, 1968
 Bruce Cavenaugh, 1972-73
 Randy Ourt, 1975-77
 Jim Gourley, 1978-79
 Carl Willis, 1980-83 *
 Kenny King, 1984-86
 Tony Tillman, 1988-89
 Ricky Scarborough, 1990-91
 Nick Bruno, 2017

43

Wayne Johnson, 1967-68
 Bob Becher, 1972-73
 Andy Tysinger, 1975
 Mike Williams, 1977-80
 Doug Weatherspoon, 1981
 Jeff Clark, 1982-85
 Randy Fennell, 1986-89
 Keith Pettus, 1991
 Levi Gesell, 2017-18
 Kip Brandenburg, 2020-21
 Brett Banks, 2022-23

44

Jim Sanders, 1967-68
 Barnes Yelverton, 1972
 Duke Sanderson, 1973
 Mike Hunter, 1975-78
 Ron Inman, 1979-82
 Curtis Hopper, 1983-86
 Rodney Sellers, 1988
 Brian Smith, 1991
 Zaron Sharpe, 2017-20
 Hunter Hodges, 2021-22
 Ty Lawson, 2023

45

John Benson, 1984
 Rian Haire, 2019-20
 Jacob Shafer, 2021-23

46

Michael Tyndall, 2017
 Brandon Kunz, 2020

48

Luke Craig, 2021-23

49

Will Liverpool, 2020-21
 Sawyer Sutton, 2022
 Drew Lanzo, 2023

50

Jerry Martin, 1969-70

51

Pete Eyer, 1969
 Eric Higgins, 1970-71
 Tanner Wells, 2020-21
 Tripp Edens, 2022

52

Sandy Dew, 1969
 Charlie Maultsby, 1970-71

53

Sam Askew, 1969-70

54

Ed Atkins, 1969-71

55

Eugene Russ, 1969-70
 Doug Donnal, 1972

56

Paul Livingston, 1969-70

57

Barrett Payne, 1969-70

58

James Harris, 1969
 David McGuire, 1970-71

59

Barnes Yelverton, 1969-71

60

James Hall, 1969
 David Sandlin, 1970-71

62

James Fugate, 1969
 James Johnson, 1970
 Bruce Cavenaugh, 1971

63

Ed Booth, 1969-71

64

Jesse Smith, 1969

65

Robert Dunn, 1969
 Larry Wilkerson, 1970

66

Pete Daughtry, 1969
 Clarence Ferguson, 1970

67

Charles Cuppett, 1969-70

68

James Atkins, 1969-70

69

Wayne Johnson, 1969
 Mike Wheeler, 1970-97

A

Kohl Abrams, 2020
 Josh Abshire, 2011-12-13-14
 Scott Absber, 1981
 Richard Adams, 1971
 Tommie Adams, 1988-89
 Earl Allen, 1958
 Heath Altman, 1990-91-92-93
 Scott Altman, 1985-86
 Richard Ammons, 1960
 David Ange, 2000-01
 Doug Angeli, 2018-19
 Mike Antle, 1981-83
 Jason Appel, 2005-06-07-08
 Bryan Arendt, 2022-23
 Jayson Arendt, 2023
 Mike Armstrong, 2000-01
 Sam Askew, 1967-68-69-70
 Ed Atkins, 1969-70-71
 James Atkins, 1968-69-70
 Andy Austin, 2013-14-15-16
 Bill Austin, 1978-79-80
 John Avent, 1995-96-97-98

B

Vann Baber, 1986-87
 John Babson, 1991-92-94-95
 Craig Bailey, 1987
 Greyson Bailey, 2020-21
 Brooks Baldwin, 2019-20-21-22
 Bubba Baldwin, 1978-79
 Bryant Balentine, 1988-89-90
 Brett Banks, 2022-23
 Buck Barber, 1981
 Justin Barefoot, 2005-06-07-08
 Whitman Barnes, 2014-15-16
 Keith Barnhardt, 1992-93-94-95
 Dillon Bass, 2011-12-13-14
 Mark Bass, 1987-88-89-90
 Michael Bass, 2010-11-12-13
 Grant Batts, 1991-92-93
 Jonathan Batts, 2004-05-06-07
 Mat Batts, 2012-13-14
 Brian Baucom, 1991-92-93
 Ethan Baucom, 2022
 Bob Becher, 1972-73
 Nathan Bedford, 1959-60
 Logan Beehler, 2017-18
 Dale Bennett, 1964
 John Benson, 1984
 Cody Benton, 2021-22-23
 Cole Benton, 2020-21-22-23
 Thomas Benton, 2003-04-05-06
 Dale Berkeley, 1998-99
 Mason Berne, 2017-18
 Randy Bernhardt, 1976
 Joe Bertone, 2013-14-15-16
 Carroll Bickers, 1971-72-73-74
 Jordan Bissette, 2017
 Wayne Bollick, 1962
 Josh Bonifay, 1997-99
 Jackie Booker, 1965
 Zach Booker, 2004-05-06
 Bryan Booth, 2007-08-09-10
 Ed Booth, 1969-70-71-72
 Terry Boswell, 1967
 Jason Bourbeau, 1994
 Justin Bradley, 2008-09-10-11
 Travis Bradley, 2011-12
 Bradley Bradshaw, 2004-05-06
 Scott Bradshaw, 1972
 Scott Brady, 1985-86-87-88
 Kip Brandenburg, 2020-21
 Mike Brannan, 1967
 Bryan Braswell, 2018
 Mark Bray, 1982-83
 Tim Bray, 1966
 Brett Braxton, 2006-08
 Jim Braxton, 1963-64-65-66
 Brian Brewer, 2002
 Noah Bridges, 2018-19-20-21-22
 Zachary Bridges, 2018-19-20-21

Bryan Britt, 1994-95-96
 Ron Broadwell, 1978
 Benny Broome, 1961
 Corey Broome, 1990-91-92-93
 Dwayne Brown, 1980
 Kep Brown, 2018-19
 Tim Brown, 1996-97
 Robert Brown, 1991
 Bill Brunjes, 1960
 Michael Bruno, 2022
 Nick Bruno, 2017-18-19-20
 Bobby Bryant, 1982-83-84-85
 David Bryant, 1999
 Sean Buchanan, 2011-12
 Kendall Buckner, 1985
 Perry Burchette, 1961-62
 Zack Burke, 2016-17
 Al Burnette, 1972
 Michael Byers, 1985-86-87-88

C

Andrew Cain, 2009-10-11-12
 Ryan Calvert, 2021-22-23
 Jack Campbell, 1968
 Matt Campbell, 2011-12
 Zack Canada, 2015-16-17-18
 Charles Canady, 1983
 Jon Cantrell, 2006-07
 Greg Carlson, 1996-97
 Ed Carroll, 1957-58-59
 Greg Carroll, 1974-75
 Justin Carroll, 2014-15
 Ken Carter, 1975-76
 Matt Carter, 2000-01-02-03
 Mark Carver, 2005-06-07-08
 Robby Casey, 2016
 Joe Catalano, 1990
 John Catalano, 1985-86-87
 Al Frank Catucci, 1988-89
 Barry Cauble, 1957-58-59
 Bruce Cavenaugh, 1970-71-72-73
 Gary Chadwick, 1980
 Mark Chamberlain, 1989-90-91-92
 Ren Chapman, 1993-94
 Trey Cheek, 1992-93-94
 Ethan Chenault, 2021-22-23
 Tom Choiniere, 1995
 Teddy Cillis, 2014
 Jeff Clark, 1982-83-84-85
 David Clemmons, 1973-74
 Tommy Cobb, 1960
 Cameron Cockman, 2009-10-11
 Jeff Cole, 1979-80
 Tom Cole, 1963-64
 Steve Coley, 1962-63-64-65
 Terence Connelly, 2013-14-15-16-17
 Bobby Conner, 1959-60
 Johnny Conner, 1980-81
 Ross Cook, 1977
 Roger Coon, 1959-60
 Marshall Cooper, 1993-94-95-96
 Bryce Cota, 2021-22
 Clark Cota, 2016-17-18
 Chris Coughlin, 1999-00-02-03
 Sterling Coward, 1962-63
 Luke Craig, 2021-22-23
 Jac Croom, 2020-21-22-23
 Parris Croom, 1963
 Daniel Cropper, 2007-09-10-11
 Blake Cross, 2001-02-03-04
 Harold Criddle, 1963
 Justin Crump, 2015-16-17-18-19
 Nyk Crumrine, 2021
 Chris Cabbage, 1982-83
 Charles P. Cuppett, 1967-68-69-70
 Perry Curran, 1989-90-91-92
 Wesley Curran, 1984-85-86-87
 Billy Cyphers, 1959

D

Greg Dalton, 1971-72-73-74
 Tommy Daniel, 1984

Pete Daughtry, 1966-67-68-69
 Kevin Davidson, 1984-85-86-87
 Cecil Davis, 1976-77-78-79
 Jon Davis, 2003-04
 Parker Davis, 1975-76
 Kep Brown, 2018-19
 Steven Davis, 2009-10-11-12
 Tom Davis, 1973-74
 Herb Dawkins, 1978-79
 Gunner Deal, 2016
 Jason Dean, 1996-97-98-99
 Blake Deatherage, 2016-17-18-19-20
 Sal D'Esposito, 1991-93
 Billy DeBruhl, 1957-58-59
 Joe Dekker, 2001
 Tyler DeLoach, 2010-11-12
 Jesse DeMaria-Kinney, 1998-99
 Alec DeMartino, 2022-23
 Brad Denson, 2001-02-03-04
 Sandy Dew, 1966-67-68-69
 Corey Dick, 2012-13-14-15
 Cody Dickens, 2006-07
 Jamie Dishman, 1992
 Ryan Dolan, 2013
 Doug Donnal, 1972
 Ryan Doolittle, 2007
 Larry Dove, 1976
 Luke Dunlap, 2012-13-14-15
 Robert Dunn, 1968-69
 Tim Dunn, 1998
 Happy Durham, 1964
 Ronald Durham, 1960-61

E

Neal Easom, 1957-58
 Austin Easter, 2015-16-17-18
 Brian Eckert, 2018
 Larry Edens, 1960-61-62
 Tripp Edens, 2022
 Howie Edgerton, 1972-73-74-75
 Will Edgerton, 2010
 Brian Eichhorn, 1989
 Neal Eichhorn, 2003-04
 Bill Elliott, 1957-58
 Aiden Evans, 2023
 Grayson Evans, 2006-07-09-10
 Ron Evans, 2020-21-22-23
 Peter Eyer, 1968-69

F

Bruce Failing, 1971
 Drew Farber, 2011-12-13-14
 Mike Farris, 1971
 Nick Feight, 2015-16-17
 Randy Fennell, 1986-87-88-89
 Clarence Ferguson, 1970
 Mike Ferrell, 1988-89-90
 Larry File, 1975-76
 Ed Finch, 1977-78
 Jack Fisher, 2020-21-22-23
 Harold Flinchum, 1968
 Bryce Flood, 2005-06-07-08
 Scott Floyd, 1987
 Ryan Foreman, 2007-08-09
 Ryan Foster, 2013-14-15-16
 Mike Foucht, 1997-98-99-00
 Richard Foy, 1980-81
 Tommy Foy, 1965-67
 Ray Fraley, 1965
 Seth Frankoff, 2007-08-09-10
 Michael Freeman, 1984-85-86-87
 Shane French, 2005-06-07-08
 Jim Fritz, 1992
 James Fugate, 1968-69
 Paul Fulton, 1972-73-74-75

G

Chris Gaffney, 2014-15
 Marty Gair, 2022
 Matt Gaither, 2022-23
 Steve Ganoe, 1974-75
 Cory Gantz, 2014-15-16-17

Calvin Garrett, 1984-85-86-87
 Jared Gesell, 2013-14-15-16
 Levi Gesell, 2017-18
 Luke Gesell, 2017-18-19-20-21
 Joel Gibson, 1957-58-59
 MacGillespie, 2023
 Gary Ginn, 1988-89
 Eric Glasgow, 1993-94
 Casey Golden, 2014-15-16-17
 Mike Good, 1974-75-76-77
 David Goold, 1961
 Breydan Gorham, 2017-18-19-20-21
 John Gourley, 1978-79
 Stephen Grady, 1999-00
 Dwayne Graham, 1985-86-87
 Lee Grant, 1996-97-98-99
 Chip Grawey, 2000-02-03-04
 Billy Gray, 1992
 Jared Gray, 1991
 Terry Greene, 1977-78
 Brad Gregory, 2023
 Tommy Griffin, 1983-84-85-86
 Peter Grimm, 2002
 Alex Groff, 2016-17
 Rudy Groomes, 1957-58-59
 Jack Guerrero, 2023
 Jonathan Guthman, 2001-02

H

Kevin Hager, 1998-99
 Ryan Haire, 2019-20
 Kevin Hairr, 1998-99-00-01
 Steve Halford, 2006-07
 Brandon Hall, 1996-97
 Buddy Hall, 1963
 Eric Hall, 1985-86
 Gary Hall, 1981-83-84-85
 James Hall, 1966-67-68-69
 Nate Hall, 2007-08
 Tommy Hall, 1964
 Warren Hall, 1992-93
 Daniel Hamilton, 2015
 Jesse Haney, 2007-08-09-10
 Brack Hardee, 1990-91
 Daniel Hargrave, 2005-06-07-08
 Andrew Harnage, 2010-11
 Benny Harris, 1983-84
 Bill Harris, 1963-64-66
 Hank Harris, 1971-72
 James Harris, 1968-69
 Paul Harris, 1983
 Zach Harris, 2002
 Stephen Harrold, 2008-09-10
 Pete Hartness, 1983
 Josh Harvey, 2019
 Chris Hatcher, 2004-05-06
 Jeff Hatcher, 2005-06-07-08
 Paul Haynes, 1995-96
 William Haywood, 1961-62
 Derek Heasley, 1994-95-96
 Tom Heath, 1957-58-59
 Tom Heitler, 1985-86-87-89
 Jaime Hemingway, 2000-01-02-03
 Josh Hernandez, 2017
 Dan Herring, 1990-91
 Gage Herring, 2018-19-20-21
 Jim Herring, 1960
 John Hester, 1967-68-69
 Cam Heustess, 1997
 Eric Hickman, 1985-86-87-88
 Connor Higgins, 2022
 Eric Higgins, 1970-71-72-73
 John High, 1987-88
 Alex Hill, 2008-09-10-11
 Randy Hill, 1987-88-89
 Ronald Hill, 2002-03-04-05
 Sammy Hill, 1980
 Tom Hines, 1961
 Hunter Hodges, 2021-22
 Kevin Hodges, 2006-07
 Ricky Holden, 2011-12-13-14
 Tommy Holder, 2002

Carter Holjes, 2020-21-22-23
 Battle Holley, 1993-94
 Clyde Holley, 1979-80-81-82
 Bobby Hollins, 1977
 Chris Holstad, 1991-92-93-94
 Bradley Holt, 2006-07-08
 Matt Holt, 2007-08-09-10
 Don Honeycutt, 1960
 Larry Honeycutt, 1963-64-65
 Kevin Hooker, 1990-91-92-93
 Jerry Hooks, 1963
 Tim Hooks, 1987-88-89-90
 Curtis Hopper, 1983-84-85-86
 Danny Houston, 1978-79-80
 Jeff Howard, 1994-95
 Louis Howard, 1961-62
 Rusty Howard, 1987
 Jack Howell, 2021-22
 Ronnie Hoyland, 1963
 Jason Hudak, 2019-20-21-22-23
 Roger Hudson, 1981-82-83-84
 Blake Hundley, 2005-06
 Whitey Hunsucker, 1963-64
 Jerome Hunt, 1987-88-89-90
 Will Hunt, 2003-04-05-06
 Mike Hunter, 1975-76-77-78
 Todd Hurst, 1987
 Bill Hutchinson, 1972-73
 Taylor Hyssong, 2015-16

I

Ken Ickes, 1995-96-97-98
 Ron Imman, 1979-80-81-82
 Walker Imwalle, 2016
 Robert Ivey, 1974-75-76

J

Keith Jarman, 1988-89-90-91
 Micah Jarrett, 2012
 Ryan Jeffers, 2016-17-18
 Roger Jernigan, 1983
 Chris Johnson, 2006-07-08
 Eric Johnson, 1998-99-00-01
 Gary Johnson, 1987
 James Johnson, 1967-68-69-70
 Victor Johnson, 1964-65-66-67
 Wayne Johnson, 1966-67-68-69
 Weldon Johnson, 1967-68
 Aaron Jones, 2009
 Chuck Jones, 1984-85-86-87
 Greg Jones, 2018-19
 Ken Jones, 1983-84
 Rickey Jones, 1974-75
 Thomas Jones, 2009-10, 12
 Tom Jones, 1980-81
 Kent Joyce, 1984
 Blayne Joyner, 1997-98-99-00
 Chris Joyner, 2017-18
 Tate Joyner, 1994-95-96-97
 Chuck Justice, 1994-96

K

Jeff Kafer, 1987-88
 George Kalamaras, 1964
 Connor Kane, 2023
 Matt Keeler, 2012-13
 Brock Keene, 1995-1997-98
 Lawrence Keith, 1961-62
 Doug Kennedy, 1965
 E. H. Kennedy, 1988-89
 Zach Kimball, 2004-05
 Harry Kincaid, 1972-73
 Allen King, 2009
 Kenny King, 1984-85-86
 Richard King, 1976-77-78-79
 Dylan Kipp, 2009
 Robert Kirkpatrick, 1979-80
 Eddie Kitchen, 1987
 Jake Knapp, 2020
 Jake Koenig, 2011-12
 Zak Kornblum, 2011
 Butch Kornides, 1974

HISTORY: ROSTER BY NAME

Anthony Kozol, 1996-97-98-00
 Branden Kunz, 2020

L

Austin LaFollette, 2017
 Ryan LaGrange, 2011-12-13-14
 Phil Lambert, 1975-76-77-78
 Carl Lancaster, 1974
 Richard Lancaster, 1976-77-78-79
 Jack Lane, 2009-11-12-13
 Tim Langmeyer, 1985-86-87-88
 Troy Langmeyer, 2019-20-21
 Drew Lanzo, 2023
 Richard Lawing, 1980-81
 Brody Lawson, 2018-19-20
 Ty Lawson, 2023
 Ryan Leach, 2011-12
 Chris Lee, 2000-01
 Bobby Leeper, 2007-08-09
 Ed Lemon, 1963-64-65-66
 Barney Lewis, 1970
 Brian Lewis, 1996-97
 Chuck Lewis, 1965-66
 Charles Lewis, 1993-94
 Edward Lewis, 1965-66-67-68
 Kyle Lewis, 2006-08
 Mark Lewis, 1998
 Van Lewis, 1975-76-77
 Dillon Lifrieri, 2021-22-23
 Noah Liles, 2018-19-20-21
 Steven Linkous, 2013-14-15-16
 Justin Livengood, 2012-13
 Wesley Livengood, 1960
 Will Liverpool, 2020-21
 Larry Livingston, 1977-78-79
 Paul Livingston, 1967-68-69-70
 Clay Lockamon, 2014-15-16-17
 Marc Locklear, 2007-08-09
 Sam Long, 1967
 Dave Lowery, 1965
 Chris Luther, 1994-95-96-97

M

Christian MacDonald, 2011-12-13-14
 Austin Magestro, 2015-16-17
 Elmer Maley, 1965-66-67
 Justin Manning, 2012-13
 Michael Marby, 2003-04-05-06
 Evan Marcinko, 2022-23
 Matt Maready, 2014-15-16
 Daniel Marsh, 1997-98-99-00
 Trevor Marsh, 2020-21-22-23
 Morris Marshburn, 1982-83
 Jerry Martin, 1967-68-69-70
 Patrick Massey, 1999-00-01
 Charlie Maultsby, 1970-71-72
 Mark Maultsby, 1986-87
 Bryan Mazur, 1996-97-98-99
 Robert Mazur, 1984
 Jim Mayew, 1998
 Ryan Mayhew, 2012-13
 Chris McBride, 1992-93-94
 Len McBride, 1979-80
 Darren McCain, 1992
 David McClain, 1971
 Butch McDaniel, 1971
 Matt McDonnell, 1999-00-01-02
 David McDowell, 1992
 Kennard McDowell, 2015-16-17
 Kenneth McDowell, 1962
 David McGuire, 1970-71
 Jaymie McGuire, 1981-82-83
 Benji McIntosh, 1996-97-98-99
 David McKenna, 1999-00-01-02
 Quinn McLaney, 1998-99-00-01
 Mac McLean, 1976-77-78
 Lee McLean, 2003-04-05-06
 David McPherson, 1999-00-01
 Tyler McSwain, 2009-10-11-12
 Bryan Meadows, 2001-02
 Kenny Meadows, 1970
 Jackson Meadows, 2017-18-19-20

Mike Meadows, 1986-87
 Mike Melville, 1982-83-84
 John Milkovits, 1978-79-80-81
 Kevin Millard, 2000
 David Miller, 1961-62
 David Miller, 1995
 Kenny Miller, 1964-65-66
 Rhett Miller, 2007-08-09-10
 Glen Mills, 1963-64-65-66
 Brian Mims, 2015-16-17
 Kevin Mintz, 2018-19
 Eric Mitchell, 2002
 Tyler Molinaro, 2012-13
 Kermit Molleur, 1981
 Robbie Monday, 2009-10
 Taber Mongero, 2021-22
 Trent Mongero, 1989-90
 Nick Monroe, 2013-14-15
 Jim Montague, 1977-78-79-80
 Jeff Moore, 2002-03-04-05
 Keith Moore, 1985-86-87
 Larry Moore, 1957-58
 Andrew Morgan, 2004-05-06-07
 Blake Morgan, 2018-19
 Cameron Morgan, 1959-60
 Al Morris, 1980-81
 Hamer Morris, 1996
 David Morrison, 1988-89-90-91
 Greg Moss, 1990-91
 Brandon Mulier, 2016-17-18-19
 Jake Mullis, 2000-01-02-03
 Reese Murdaugh, 1991
 Mason Murdock, 2023
 Cam Murphy, 2022
 Patrick Murphy, 2001-02-03-04
 Paul Murr, 1980-81-82-83

N

Gary Nail, 1986
 Chris Nesselroade, 1992
 Kurt Newber, 1970
 Jeff Newsome, 1981-82
 John Newton, 2022-23
 Ed Nobles, 1967

O

Matt Oakley, 1995
 Beau O'Connell, 2016
 Kelly O'Donnell, 1981-82
 Harry Odham, 1957-58
 Eric Oglesby, 1992
 Randy Ourt, 1974-75-76-77
 Brad Overton, 2000-01-02-03
 Noah Overton, 2021-22
 Lucas Oxendine, 2018-29

P

Jeff Padgett, 1984
 Sam Page, 1963-64-65
 James Parmenter, 1966
 Matt Parnell, 2000
 Adam Paul, 2003-04-05-06
 Barrett Payne, 1969-70-71
 Keith Pearce, 1984
 Todd Penley, 1987-88-89-90
 Ronnie Peoples, 1978-79
 Howard Perch, 1987-88-89
 Alex Pernick, 2013
 Keith Pettus, 1991-92-93-95
 Cyle Phelan, 2022-23
 Alan Phillips, 1975-76
 Evan Phillips, 2013-14-15
 Tommy Phillips, 1980-81-82-83
 Mike Picollo, 2019-20-21
 Magnus Pilegard, 2001-02
 Kevin Pitarra, 2020-21-22-23
 Jerome Pittman, 1957-58
 Robert Pittman, 1972-73-74-75
 Dakota Piver, 2010-11
 David Pope, 1977-78-79-80
 Thomas Pope, 2009-10-11-12
 Matt Poulk, 2002-03-04-05-06

Randy Presser, 1973-74-75-76
 Tim Preston, 2004-05
 David Price, 1982
 William Prince, 2011-12-13-14
 Dixon Putnam, 1994
 Joey Pyrtle, 1993-94-95

R

Wayne Rabon, 1975-76
 Gus Rantz, 2001
 Chris Ramos, 1974
 Jason Ramsey, 1994-95-96
 Jordan Ramsey, 2012-13-14-15
 John Raynor, 2003-04-05-06
 Reggie Redd, 1985-86
 Luis Renvil, 2011-12-13-14
 Bobby D. Reynolds, 1983-84-85-86
 Bryan Rhino, 2009-10-11
 Bill Rhodes, 1977-78-79
 Jerry Richardson, 1959-60
 Keith Rickard, 1981
 Hunter Ridge, 2010-11-12-13
 Stephen Ridge, 2019
 Mike Rigsbee, 1981-83
 Guy Rimmer, 1987
 Jason Roach, 1995-96-97
 Josh Roberson, 2015-16-17
 Broadus Robertson, 2019-20
 Tyrone Robertson, 1994-95-96-97
 Mike Robbins, 1974-75-76-77
 Harold Robinson, 1959-60
 Kevin Robinson, 1993-94
 Jeff Rogers, 1992-93-94-95
 Scott Rolf, 1984-85
 Michael Rooney, 2007-08-09-10
 Cameron Roth, 2008-09-10
 Robbie Rothrock, 1981
 Landen Roupp, 2018-19-20-21
 Alex Royalty, 2016-17-18
 Teddy Ruffner, 2022-23
 Mike Rugienius, 1997-98
 Eugene Russ, 1967-68-69-70
 Henry Ryan, 2018-19-20

S

Larry Salefsky, 2006-07-08
 RJ Sales, 2022-23
 Jim Sanders, 1967-68
 Duke Sanderson, 1973-74
 David Sandlin, 1970-71-72-73
 Austin Sandy, 2009
 Byron Sasser, 1983
 Jacob Sasser, 2014-15
 Mark Scaff, 1977-78-79-80
 Ricky Scarborough, 1990-91
 Jason Schindler, 2002-03
 John Schultz, 1989-90
 Bobby Schupp, 1972-73-74-75
 Kelly Secrest, 2011-12-13-14
 Rodney Sellers, 1988
 Jacob Shafer, 2021-22-23
 David Shambley, 2008-09-10-11
 Zarion Sharpe, 2017-18-19-20
 David Sheaffer, 2018
 Will Shepley, 2013-14-15
 Zach Shields, 2015
 Bob Shipp, 1963-64
 Joe Sholar, 1974
 Jake Simmons, 1998-99
 Russ Simmerman, 2000-01-02-03
 Mike Siopes, 1990-91
 Berry Skinner, 1982-83
 Johnny Slaughter, 1981-82-83-84
 Aaron Smith, 2003-04
 Adam Smith, 2019-20-21
 Kevin Smith, 2020-21-22-23
 Alan Smith, 1972
 Aubrey Smith, 2023
 Billy Smith, 1972-73
 Brian Smith, 1991-92-93-94
 Jackie Smith, 1963
 Jesse Smith, 1969

Kenny Smith, 1980-81-82-83
 Kenny Smith, 2003-04-05-06
 Kevin Smith, 1982
 L.D. Smith, 1964
 Pat Smith, 1994-95
 Ronald Smith, 1961-62
 Swain Smith, 1973-74-75-76
 Tanner Smith, 2021
 Tyler Smith, 2009-10-11
 Byron Smoot, 1987
 Jes Snyder, 2007-08
 Joe Specht, 2023
 Chuck Spencer, 1982
 Daniel Stack, 2014-15-16-17
 Cody Stanley, 2008-09-10
 Mauney Stanley, 1997-98-99
 Bill Stenger, 1973-74-75
 Robert Stephenson, 1962
 Paul Stevens, 1976-77
 Don Stevenson, 1981-82-83
 Brain Stewart, 1987-88
 Jay Stott, 1985-86-87
 Tyler Stott, 2008-09
 Ed Stoudenmire, 1988-89-90-91
 Tyler Strickland, 2021
 Case Stroup, 2023
 Nick Stuart, 2016
 Gavin Stupienski, 2013-14-15-16
 Richard Sugg, 1971
 Matt Suggs, 2019-20-21-22
 Billy Sullivan, 1959
 Byron Susser, 1983
 Jared Sutton, 2005-06
 Josh Sutton, 2005
 Matt Sutton, 2003-04
 Roger Sutton, 1978-79
 Sawyer Sutton, 2022
 Matt Swingle, 1990

T

John Tallent, 1978-79-80
 Blaze Tart, 2010-11-12-13-14
 Bob Tate, 1961
 Brian Tatum, 1993-94
 Wayne Taylor, 1961
 Zane Taylor, 2022-23
 Jack Temple, 1997-98-99-00
 Tanner Thach, 2023
 Ben Thielsen, 2009-10
 Chris Thorburn, 2019-20-21-22
 Robbie Thorburn, 2014-15-16-17
 Buddy Tilden, 1959-60
 Andrew Tilghman, 2018
 Tony Tillman, 1987-88-89
 Tom Timoney, 2010-11-12
 Ray Toler, 1976-77
 Steve Tomancheck, 1984-85
 Stewart Tosto, 1984
 Tommy Tounsand, 1981-82
 Anthony Trent, 1984
 Bryan Trogdon, 1996-97-98-99
 Greg Troutman, 1998-99
 Dan Tricarico, 1977-78-79
 Russell Tyler, 1978
 Michael Tyndall, 2017
 Andy Tysinger, 1974-75

V

Phil Vanderbosch, 1980
 Kiley Vaughn, 2002
 Bob Vaughan, 1966-67

W

Rusty Wagstaff, 1978-79-80
 Justin Walke, 2018-19
 Blair Walker, 1961
 Donnie Walker, 1982
 Ryan Walker, 2009-10
 Kevin Walston, 1994-95-96-97
 Buddy Walters, 1982-83-84
 Wray Ware, 1963-64-65-66
 Bill Warmack, 1971-72-73-74

Austin Warren, 2017-18
 Richard Warren, 1979
 Rick Watkins, 1977-78-79
 Thurston Watkins, 1974-77
 Chris Watson, 1987-88
 Butch Watts, 1963-64
 Mace Watts, 1991
 Charlie Weatherby, 2000-01
 Doug Weatherspoon, 1981
 Cole Weiss, 2017-18-19-20-21
 Mitch Wells, 1984-85-86-87
 Stacy Wells, 1957-58
 Tanner Wells, 2020-21
 Scott West, 1998
 Mike Wheeler, 1970-71-72
 Dan Whisnant, 1966-67-68
 Brian Whitaker, 2001-02
 Curt White, 1989-90
 Robert White, 2003-04
 Doyle Whitfield, 1964-65-66-67
 Tim Whitehead, 1979-80-81-82
 Scott Whitley, 1984
 Larry Wilkerson, 1970
 Jason Wilkes, 1992-95-96
 Eric Wilkins, 1987-88
 Matt Willard, 2000
 Derek Williams, 1994-95-96-97
 Desi Williams, 1988-89
 Mike Williams, 1977-78-79-80
 Mitch Williams, 2003-04
 Paul Williams, 1982-83-84
 Terry Williams, 1995-96-97-98
 Carl Willis, 1980-81-82-83
 Brock Wills, 2023
 Kenny Wilson, 1999
 Ty Wilson, 2019
 Justin Wishon, 2000-01
 Christian Wolfe, 2013-14
 Jon Wood, 1989-90-91-92
 Percy Wood, 1963-64-65-66
 Brian Woods, 2000
 Joe Wooten, 1957-58
 Howard Wilshire, 1970-71
 Fred Wray, 2001
 Matt Wright, 2000-01-02-03

Y

Jerry Yandrick, 1975-76
 Barnes Yelverton, 1969-70-71-72
 Matt Yip, 2020-21
 James Yopp, 1995
 Thomas Younts, 1957

Z

Riley Zayicek, 2017-18-19


Brett Banks

Ethan Chenault

First MLB draft: 1965
Total draft picks: 87
Total free agents: 35
Most in a draft: 6, three times
First draft pick: Bill Harris, Houston, 1965, 62nd round

* did not sign and returned to school

Name, Pos.	Year	Organization	Round
Joe Wooten, 3B	1960	Cleveland Indians	Free Agent
Joel Gibson, RHP	1961	Philadelphia Phillies	Free Agent
Ronnie Smith, 3B	1962	Houston Astros	Free Agent
Roger Coon, OF	1963	Washington Senators	Free Agent
Bill Haywood, RHP	1964	Washington Senators	Free Agent
David Miller, 2B	1964	N.Y. Mets	Free Agent
Lou Howard, RHP	1964	Pittsburgh Pirates	Free Agent
Bill Harris, 2B/SS *	1965	Houston Astros	62nd
Tommy Cole, OF	1965	Washington Senators	Free Agent
Steve Coley, 2B	1965	Pittsburgh Pirates	Free Agent
Sterling Coward, 2B	1965	San Francisco Giants	Free Agent
Jim Braxton, RHP	1966	Cleveland Indians	11th (Jan. draft)
Bill Harris, 2B/SS	1966	Cleveland Indians	27th
Sandy Dew, OF	1969	Cleveland Indians	40th
Jim Sanders, RHP	1968	Atlanta Braves	3rd (secondary)
Weldon (Sparky) Johnson, C	1968	Cleveland Indians	Free Agent
Sam Askew, 2B	1970	Washington Senators	Free Agent
David McLain, SS	1971	Washington Senators	Free Agent
Barnes Yelverton, RHP	1973	Chicago White Sox	1st (Jan. draft)
David Sandlin, RHP	1973	St. Louis Cardinals	21st
Eddie Booth, RHP	1976	Independent (Calif. Co-op)	Free Agent
Larry File, OF	1977	Cleveland Indians	Free Agent
Jerry Yandrick, 1B	1977	Pittsburgh Pirates	Free Agent
Tom Jones, OF	1981	N.Y. Yankees	11th
Jim Montague, C	1981	Baltimore Orioles	Free Agent
Ronald Inman, LHP	1982	N.Y. Yankees	14th
Carl Willis, RHP *	1982	San Francisco Giants	31st
Kenny Smith, LHP	1983	Pioneer League (Co-op)	Free Agent
Carl Willis, RHP	1983	Detroit Tigers	28th
Mike Antle, RHP	1984	San Francisco Giants	Free Agent
Kenny King, RHP	1986	Los Angeles Dodgers	11th
Chuck Jones, 1B	1987	Minnesota Twins	21st
Wesley Currin, LHP	1987	Atlanta Braves	Free Agent
Tommy Tillman, LHP	1989	Cleveland Indians	27th
Tommie Adams, RHP	1989	Atlanta Braves	Free Agent
Bryant Balentine, LHP	1990	Cincinnati Reds	Free Agent
Trent Mongero, SS	1990	Atlanta Braves	Free Agent

Name, Pos.	Year	Organization	Round
Heath Altman, RHP*	1992	Florida Marlins	46th
Heath Altman, RHP	1993	San Francisco Giants	5th
Corey Broome, C	1993	Detroit Tigers	22nd
Chris McBride, RHP	1994	Toronto Blue Jays	3rd
Brian Smith, RHP	1994	Toronto Blue Jays	27th
Battle Holley, 3B	1994	Toronto Blue Jays	41st
David Miller, RHP	1995	Florida Marlins	14th
Joey Pyrtle, RHP	1995	N.Y. Mets	21st
Matt Oakley, RHP	1995	Detroit Tigers	Free Agent
Bryan Britt, OF	1996	St. Louis Cardinals	3rd
Jason Roach, 3B	1997	N.Y. Mets	20th
Bryan Mazur, LHP	1999	Oakland Athletics	17th
Josh Bonifay, OF	1999	Pittsburgh Pirates	25th
Daniel Marsh, C	2000	Tampa Bay Devil Rays	25th
Anthony Kozol, RHP	2000	Boston Red Sox	Free Agent
Kevin Hairr, OF	2001	Chicago Cubs	15th
Charlie Weatherby, RHP	2001	Boston Red Sox	21st
Fred Wray, RHP	2001	Atlanta Braves	24th
Brian Whitaker, RHP	2002	San Diego Padres	25th
Matt McDonnell, RHP	2002	Kansas City Royals	Free Agent
Jake Mullis, RHP	2003	Kansas City Royals	15th
Jamie Hemingway, OF	2003	Atlanta Braves	23rd
Brad Overton, RHP	2003	Philadelphia Phillies	26th
Chris Coughlin, RHP	2003	Kansas City Royals	Free Agent
Blake Cross, RHP	2004	Atlanta Braves	Free Agent
Aaron Smith, SS	2004	Chicago Cubs	Free Agent
John Raynor, OF *	2005	Baltimore Orioles	12th
Jeff Moore, RHP	2005	Baltimore Orioles	17th
Ronald Hill, RHP	2005	Philadelphia Phillies	17th
Tim Preston, OF	2005	St. Louis Cardinals	Free Agent
Chris Hatcher, C	2006	Florida Marlins	5th
John Raynor, OF	2006	Florida Marlins	9th
Adam Paul, RHP	2006	San Francisco Giants	20th
Thomas Benton, RHP	2006	Cleveland Indians	31st
Matt Poulk, 3B	2006	Milwaukee Brewers	41st
Jonathan Batts, C *	2006	San Francisco Giants	49th
Michael Marbry, SS	2006	Atlanta Braves	Free Agent
Jared Sutton, RHP	2006	Milwaukee Brewers	Free Agent
Bradley Holt, RHP	2008	N.Y. Mets	1st (supp)
Jason Appel, OF	2008	Tampa Bay Rays	22nd
Daniel Hargrave, 2B	2008	Philadelphia Phillies	22nd
Mark Carver, C	2008	Pittsburgh Pirates	33rd
Nate Hall, 3B	2008	Ottawa Rapidz (Ind.)	Free Agent
Daniel Cropper, RHP *	2009	Washington Nationals	42nd
Cody Stanley, C	2010	St. Louis Cardinals	4th

Name, Pos.	Year	Organization	Round	Name, Pos.	Year	Organization	Round
Stephen Harrold, RHP	2010	San Francisco Giants	12th	Brian Mims, 2B	2017	Philadelphia Phillies	22nd
Seth Frankoff, RHP	2010	Oakland Athletics	27th	Robbie Thorburn, OF	2017	Baltimore Orioles	31st
Cameron Roth, LHP	2010	Baltimore Orioles	29th	Terence Connolly, 3B	2017	Arizona Diamondbacks	40th
Michael Rooney, SS	2010	Baltimore Orioles	30th	Kennard McDowell, SS	2017	Colorado Rockies	Free Agent
Andrew Cain, OF *	2011	Milwaukee Brewers	12th	Ryan Jeffers, C	2018	Minnesota Twins	2nd
Daniel Cropper, RHP	2011	San Diego Padres	Free Agent	Austin Warren, RHP	2018	Los Angeles Angels	6th
Andrew Cain, OF	2012	San Francisco Giants	24th	Alex Royalty, RHP	2018	Cleveland Indians	8th
Tyler DeLoach, LHP	2012	Anaheim Angels	26th	Clark Cota, RHP	2018	Oakland Athletics	10th
Justin Livengood, RHP	2013	San Diego Padres	10th	Austin Easter, RHP	2018	Toronto Blue Jays	31st
Michael Bass, 2B	2013	San Diego Padres	27th	Mason Berne, 1B	2018	Atlanta Braves	33rd
Kelly Secrest, LHP	2014	New York Mets	10th	David Sheaffer, C	2018	Seattle Mariners	Free Agent
Mat Batts, LHP	2014	Minnesota Twins	17th	Greg Jones, SS	2019	Tampa Bay Rays	1st
Christian MacDonald, LHP	2014	Miami Marlins	25th	Zarion Sharpe, LHP*	2019	St. Louis Cardinals	19th
Jordan Ramsey, RHP *	2014	New York Yankees	32nd	Justin Crump, RHP	2019	San Francisco Giants	30th
Jordan Ramsey, RHP	2015	Cincinnati Reds	7th	Cole Weiss, 3B*	2019	San Francisco Giants	37th
Zach Shields, OF	2015	Cincinnati Reds	10th	Zarion Sharpe, LHP	2020	Minnesota Twins	Free Agent
Evan Phillips, RHP	2015	Atlanta Braves	17th	Landen Roupp, RHP	2021	San Francisco Giants	12th
Nick Monroe, RHP	2015	San Diego Padres	21st	Adam Smith, RHP	2021	San Diego Padres	14th
Will Shepley, LHP	2015	Baltimore Orioles	31st	Brooks Baldwin, OF*	2021	San Francisco Giants	15th
Taylor Hyssong, LHP	2016	Atlanta Braves	8th	Brooks Baldwin, 2B	2022	Chicago White Sox	12th
Gavin Stupienski, C	2016	Arizona Diamondbacks	12th	Matt Suggs, C	2022	Washington Nationals	Free Agent
Steven Linkous, OF	2016	Colorado Rockies	22nd	Brett Banks, RHP	2023	New York Mets	11th
Jared Gesell, RHP	2016	Colorado Rockies	23rd	Ethan Chenault	2023	Philadelphia Phillies	18th
Josh Roberson, RHP	2017	Miami Marlins	12th				
Nick Feight, C	2017	San Diego Padres	19th				
Casey Golden, OF	2017	Colorado Rockies	20th				

TOP 10 ROUND DRAFT PICKS

PICK (ROUND (YEAR))	PLAYER	ORGANIZATION
22 (1st Round (2019))	Greg Jones, SS	Tampa Bay Rays
22 (1st round January draft (1973))	Barnes Yelverton, RHP	Chicago White Sox
33 (1st round sup (2008))	Bradley Holt, RHP	New York Mets
59 (2nd round (2018))	Ryan Jeffers, C	Minnesota Twins
47 (3rd round June secondary (1968))	Jim Sanders, RHP	Atlanta Braves
91 (3rd round (1994))	Chris McBride, RHP	Toronto Blue Jays
98 (3rd round (1996))	Bryan Britt, OF	St. Louis Cardinals
139 (4th round (2010))	Cody Stanley, C	St. Louis Cardinals
134 (5th round (1993))	Heath Altman, RHP	San Francisco Giants
155 (5th round (2006))	Chris Hatcher, C	Florida Marlins
181 (6th round (2018))	Austin Warren, RHP	Los Angeles Angels
205 (7th round (2015))	Jordan Ramsey, RHP	Cincinnati Reds
229 (8th round (2016))	Taylor Hyssong, LHP	Atlanta Braves
253 (8th round (2018))	Alex Royalty, RHP	Cleveland Indians
275 (9th round (2006))	John Raynor, OF	Florida Marlins
293 (10th round (2018))	Clark Cota, RHP	Oakland Athletics
295 (10th round (2014))	Kelly Secrest, LHP	New York Mets
295 (10th round (2015))	Zack Shields, OF	Cincinnati Reds
298 (10th round (2013))	Justin Livengood, RHP	San Diego Padres

PICKS BY ROUND

ROUND	NUMBER CHOSEN
1	3
2	1
3	3
4	1
5	2
6	1
7	1
8	2
9	1
10	4
11+	67

BY POSITION

POS.	NUMBER DRAFTED	HIGHEST DRAFTED	PICK (TEAM, ROUND, YEAR)
C	9	Ryan Jeffers	59 (Minnesota, 2nd round, 2018)
1b	2	Chuck Jones	529 (Minnesota, 21st round, 1987)
2b	5	Brian Mims	653 (Philadelphia, 22nd round, 2017)
		Daniel Hargrave	676 (Philadelphia, 22nd round, 2008)
3b	5	Jason Roach	600 (New York Mets, 20th round, 1997)
SS	2	Greg Jones	22 (Tampa Bay, 1st round, 2019)
OF	15	Bryan Britt	98 (St. Louis, 3rd round, 1996)
RHP	37	Bradley Holt	33 (New York Mets, 1st round (supplemental), 2008)
LHP	11	Taylor Hyssong	229 (Atlanta, 8th round, 2016)

Seth Frankoff (Pitcher) | UNCW 2007-10 | Drafted Oakland Athletics, 2010, 27th Round
Debut: June 9, 2017 (Chicago Cubs vs. Colorado)

Hometown: Raleigh, N.C.

Year	Team	G	S	W-L	Sv	ERA	IP	H	R/ER	BB	SO
2017	Chicago (NL)	1	0	0-1	0	9.00	2.0	4	2/2	0	2
2020	Seattle	2	0	0-0	0	16.88	2.2	6	5/5	2	0
2021	Arizona	4	3	0-2	0	9.20	14.2	20	15/15	9	11
Totals		7	3	0-3	0	10.24	19.1	30	22/22	11	13

Bill Harris (Infielder) | UNCW 1963-66 | Drafted Cleveland Indians, 1966, 27th Round
Debut: June 16, 1968 (Cleveland vs. Boston)

Hometown: Hamlet, N.C.

Year	Team	G	AB	R	H	2B	3B	HR	RBI	BB	SO	SB-Att
1968	Cleveland	38	94	1	20	5	1	0	3	8	22	2-2
1969	Kansas City	5	7	1	2	1	0	0	0	0	1	0-0
Totals		43	101	2	22	6	1	0	3	8	22	2-2

Bill Haywood (Pitcher) | UNCW 1961-62 | Signed as Free Agent 1964, Washington Senators
Debut: July 28, 1968 (Washington vs. Boston)

Hometown: Glen Burnie, Md.

Year	Team	G	S	W-L	Sv	ERA	IP	H	R/ER	BB	SO
1968	Washington	14	0	0-0	0	4.70	23.0	27	16/12	12	10

Chris Hatcher (Catcher / Pitcher) | UNCW 2004-06 | Drafted Florida Marlins, 2006, 5th round
Debut: Sept. 19, 2010 (Florida vs. Chicago Cubs)

Hometown: Kinston, N.C.

Year	Team	G	AB	R	H	2B	3B	HR	RBI	BB	SO	SB-Att
2010	Florida	5	6	0	0	0	0	0	0	2	5	0-0

Year	Team	G	S	W-L	Sv	ERA	IP	H	R/ER	BB	SO
2011	Florida	11	0	0-0	0	6.97	10.1	14	8/6	4	8
2012	Miami	11	0	0-0	0	4.30	14.2	17	9/7	6	10
2013	Miami	7	0	0-1	0	12.46	8.2	13	13/12	4	7
2014	Miami	52	0	0-3	0	3.38	56.0	55	22/21	12	60
2015	LA (NL)	49	0	3-5	4	3.69	39.0	35	19/16	13	45
2016	LA (NL)	25	0	5-4	0	5.53	40.2	40	26/25	21	43
2017	LA (NL)/Oak	49	0	1-2	1	4.22	59.2	58	29/28	21	63
2018	Oak	34	0	3-3	0	4.95	35.1	43	23/20	17	20
Totals		250	0	12-18	5	4.65	265.1	275	137/98	98	266

Ryan Jeffers (Catcher) | UNCW 2016-18 | Drafted Minnesota Twins, 2018, 2nd Round
Debut: Aug. 20, 2020 (Minnesota vs. Milwaukee)

Hometown: Raleigh, N.C.

Year	Team	G	AB	R	H	2B	3B	HR	RBI	BB	SO	SB-Att
2020	Minnesota	26	55	5	15	0	0	3	7	5	19	0-0
2021	Minnesota	85	267	28	53	10	1	14	35	22	108	0-1
2022	Minnesota	67	236	25	44	10	1	7	27	23	62	0-0
2023	Minnesota	96	335	46	79	15	2	14	43	33	93	3-5
Totals		274	820	104	191	35	4	38	112	83	282	3-6

Evan Phillips (Pitcher) | UNCW 2013-15 | Drafted Atlanta Braves, 2015, 17th Round

Debut: July 3, 2018 (Atlanta vs. New York Yankees)

Hometown: Clayton, N.C.

Year	Team	G	S	W-L	Sv	ERA	IP	H	R/ER	BB	SO
2018	Atl/Balt	9	1	0-1	0	13.11	11.2	13	19/17	10	8
2019	Balt	25	0	0-1	0	6.43	28.0	32	20/20	20	40
2020	Balt	14	0	1-1	0	5.02	14.1	14	8/8	10	20
2021	Balt/TB/LA	8	0	1-1	1	3.38	13.1	11	6/5	5	11
2022	LA (NL)	64	0	7-3	2	1.14	63.0	33	11/8	15	77
2023	LA (NL)	62	0	2-4	24	2.05	61.1	38	19/14	13	66
Totals		182	1	11-11	27	3.36	191.2	141	83/72	73	222

John Raynor (Outfield) | UNCW 2003-06 | Drafted Florida Marlins, 2006, 9th Round

Debut: Apr. 8, 2010 (Pittsburgh vs. Los Angeles Dodgers)

Hometown: Benson, N.C.

Year	Team	G	AB	R	H	2B	3B	HR	RBI	BB	SO	SB-Att
2010	Pitt	11	10	1	2	0	0	0	0	1	3	0-0

Jason Roach (Pitcher) | UNCW 1995-97 | Drafted New York Mets, 1997, 20th Round

Debut: June 14, 2003 (NY Mets vs. Anaheim Angels)

Hometown: Kinston, N.C.

Year	Team	G	S	W-L	Sv	ERA	IP	H	R/ER	BB	SO
2011	NYM	2	2	0-2	0	12.00	9	14	12/12	4	2

Brian Smith (Pitcher) | UNCW 1991-94 | Drafted Toronto, 1994, 27th Round

Debut: Sept. 11, 2000 (Pittsburgh vs. Houston)

Hometown: Salisbury, N.C.

Year	Team	G	S	W-L	Sv	ERA	IP	H	R/ER	BB	SO
2000	Pittsburgh	3	0	0-0	0	10.38	4.1	6	5/5	2	3

Cody Stanley (Catcher) | UNCW 2008-10 | Drafted St. Louis Cardinals, 2010, 4th Round

Debut: Apr. 26, 2015 (St. Louis vs. Milwaukee)

Hometown: Clinton, N.C.

Year	Team	G	AB	R	H	2B	3B	HR	RBI	BB	SO	SB-Att
2015	St. Louis	9	10	2	4	1	0	0	3	0	3	0-0

Austin Warren (Pitcher) | UNCW 2017-18 | Drafted Los Angeles Angels, 2018, 6th Round

Debut: July 29, 2021 (Los Angeles Angels vs. Oakland)

Hometown: Fayetteville, N.C.

Year	Team	G	S	W-L	Sv	ERA	IP	H	R/ER	BB	SO
2021	LA (AL)	16	0	3-0	1	1.77	20.1	16	5/4	6	20
2022	LA (AL)	14	0	2-0	0	5.63	16.0	19	10/10	5	9
2023	LA (AL)	2	0	1-0	0	5.40	1.2	2	1/1	0	2
Totals		32	0	6-0	1	3.35	38.0	37	16/15	10	31

Carl Willis (Pitcher) | UNCW 1980-83 | Drafted Detroit Tigers, 1983, 23rd Round

Debut: June 9, 1984 (Detroit vs. Baltimore)

Hometown: Danville, Va.

Year	Team	G	S	W-L	Sv	ERA	IP	H	R/ER	BB	SO
1984	Detroit/Cin.	17	2	0-3	1	5.96	25.2	33	17/17	7	7
1985	Cincinnati	11	0	1-0	1	9.22	13.2	21	18/14	5	6
1986	Cincinnati	29	0	1-3	0	4.47	52.1	54	29/26	32	24
1988	Chicago (AL)	6	0	0-0	0	8.25	12.0	17	12/11	7	6
1991	Minnesota	40	0	8-3	2	2.63	89.0	76	31/26	19	53
1992	Minnesota	59	0	7-3	1	2.72	79.1	73	25/24	11	45
1993	Minnesota	53	0	3-0	5	3.10	58.0	56	23/20	17	44
1994	Minnesota	49	0	2-4	3	5.92	59.1	89	48/39	12	37
1995	Minnesota	3	0	0-0	0	94.50	0.2	5	7/7	5	0
Totals		267	2	22-16	13	4.25	390.0	424	210/184	115	222

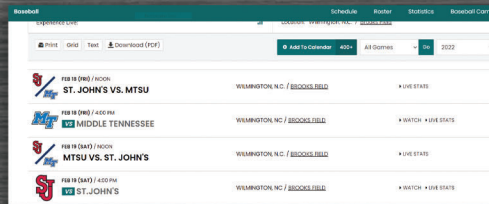
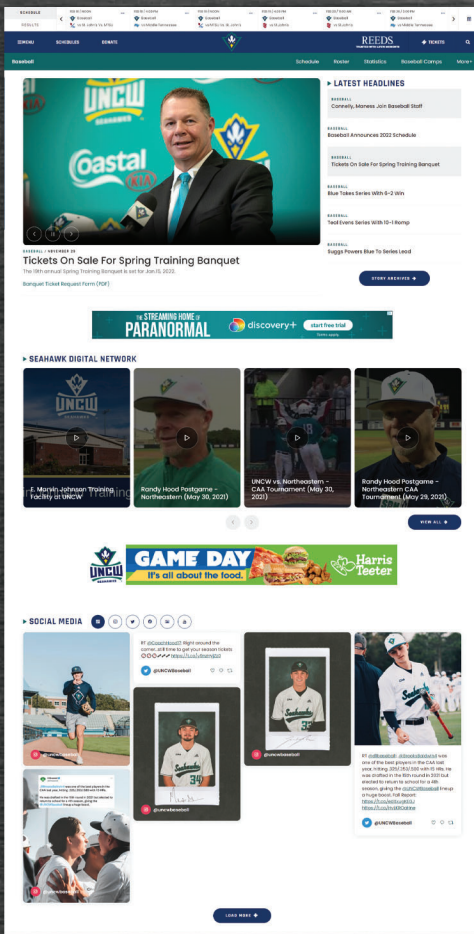
UNCWSPORTS.COM

FOLLOW YOUR SEAHAWKS ALL SEASON LONG WITH:

- UP-TO-DATE SCHEDULE WITH LINKS TO LIVE COVERAGE AND THE LATEST IN GAME DATES AND TIMES

- ROSTER WITH LINKS TO PROFILES TO ALL PLAYERS AND COACHING STAFF

- VIDEO HIGHLIGHTS AND POSTGAME INTERVIEWS



@UNCWBASEBALL



THE FASTEST WAY FOR YOU TO FOLLOW YOUR SEAHAWKS IS THROUGH SOCIAL MEDIA AND THE SEAHAWKS HAVE YOU COVERED. WE'RE @UNCW-BASEBALL ON TWITTER, INSTAGRAM AND FACEBOO. ON YOUTUBE, GO TO UNCWSPTS.