



WOFFORD COLLEGE

BASEBALL GAME NOTES




GAME 54



May 16 - 6:00 pm
Wofford (31-22, 12-8) vs.
UNCG (32-16, 13-8)
Wofford Starter
LHP Hayes Heinecke (9-1, 2.95 ERA)
UNCG Starter
RHP Austin Koehn (3-2, 3.68 ERA)

GAME 55



May 17 - 6:00 pm
Wofford (31-22, 12-8) vs.
UNCG (32-16, 13-8)
Wofford Starter
LHP David Yourke (1-4, 3.19 ERA)
UNCG Starter
RHP Phillip Sanderson (5-3, 5.60 ERA)

ESPN+

GAME 56



May 18 - 2:00 pm
Wofford (31-22, 12-8) vs.
UNCG (32-16, 13-8)
Wofford Starter
TBD
UNCG Starter
RHP Jake Mayhew (3-0, 4.41 ERA)

2019 SCHEDULE/RESULTS

Date	Opponent	Time
Feb. 15	OHIO	W, 2-0
Feb. 16	OHIO (DH)	L, 4-6
Feb. 16	OHIO (DH)	W, 5-2
Feb. 21	VCU	L, 3-13
Feb. 24	RADFORD	W, 10-9 (10)
Feb. 26	UNC-ASHEVILLE	W, 14-2
Feb. 27	vs. Charleston Southern #	L, 3-4 (11)
March 1	HARVARD	W, 6-5
March 2	HARVARD (DH)	W, 8-0 (7)
March 2	HARVARD (DH)	L, 4-5
March 3	HARVARD	L, 1-6
March 5	USC UPSTATE	W, 3-1
March 6	at Presbyterian	L, 4-5
March 9	GARDNER-WEBB (DH)	W, 14-5
March 9	GARDNER-WEBB (DH)	W, 6-1
March 10	GARDNER-WEBB	W, 7-5
March 12	OHIO STATE	W, 8-6
March 13	BRYANT	L, 11-12
March 15	LAFAYETTE	W, 12-1
March 16	LAFAYETTE	W, 13-3
March 17	LAFAYETTE	W, 7-6
March 19	MD-EASTERN SHORE	W, 9-0
March 20	MD-EASTERN SHORE	W, 13-5
March 22	at Florida A&M	L, 1-2
March 23	at Florida A&M	W, 14-11
March 24	at Florida A&M	L, 4-9
March 27	at Presbyterian	L, 4-5
March 29	MERCER *	W, 4-1
March 30	MERCER *	W, 11-2
March 31	MERCER *	L, 1-4
April 2	at Wright State	L, 4-11
April 5	at Western Carolina *	W, 20-5
April 6	at Western Carolina *	L, 3-4
April 7	at Western Carolina *	W, 7-4
April 10	PRESBYTERIAN	L, 6-7 (10)
April 12	VMI *	W, 19-4
April 13	VMI * (DH)	W, 15-4
April 13	VMI * (DH)	L, 4-5
April 16	at Winthrop	L, 4-8
April 18	at East Tennessee St. *	L, 1-7
April 19	at East Tennessee St. *	W, 10-4
April 20	at East Tennessee St. *	cancelled
April 23	at UNC-Asheville	W, 12-1
April 26	SAMFORD *	L, 4-11
April 27	SAMFORD *	W, 8-5
April 28	SAMFORD *	L, 1-6
May 1	WINTHROP	L, 3-7
May 3	at The Citadel *	W, 17-7
May 4	at The Citadel *	W, 8-1
May 5	at The Citadel *	W, 4-3
May 8	at USC Upstate	W, 13-6
May 10	FURMAN * (DH)	L, 3-7
May 10	FURMAN * (DH)	L, 3-9
May 12	FURMAN *	W, 9-8
May 16	at UNC Greensboro *	6:00 pm
May 17	at UNC Greensboro *	6:00 pm
May 18	at UNC Greensboro *	2:00 pm
May 21-26	SoCon Tournament ^	Greenville, S.C.

THIS WEEKEND

The Terriers travel to UNCG for the final regular season series, with the games determining seeding for the upcoming SoCon Tournament ... Wofford has begun the season 31-22 ... The Terriers are 12-8 in the Southern Conference after a series sweep at The Citadel, series wins over Mercer, Western Carolina and VMI, along with a split with ETSU and series losses to Samford and Furman ... UNCG is 32-16 overall after a win over Winthrop on Tuesday night ... They are 13-8 in the Southern Conference with sweeps of The Citadel and ETSU, series wins over Mercer, Furman and VMI and a series loss to Western Carolina and a sweep by Samford ... In a series that began in 1997, the Spartans hold a 48-21 lead over Wofford ... In 2018, UNCG won two of the three games played in Spartanburg and a game in the SoCon Tournament ... Wofford starters will be LHP Hayes Heinecke (9-1, 2.95 ERA) and LHP David Yourke (1-4, 3.19 ERA) with Saturday to be determined ... UNCG starters will be RHP Austin Koehn (302, 3.68 ERA), RHP Phillip Sanderson (5-3, 5.60 ERA) and RHP Jake Mayhew (3-0, 4.41 ERA).

QUICK HITS

- The 36 wins in 2018 were the second-most in school history (39 in 2015). Wofford has won 20 or more games in nine straight seasons and have reached 30 or more in five of the last six seasons.
- The Terriers were 15-9 in 2018 in the SoCon, marking the most wins in a season in league play. Wofford has won 10 or more SoCon games in each of the last seven years.
- Wofford batted .287 (third in the SoCon) with an ERA of 4.95 (fourth in SoCon) in 2018. This year the batting average is .306 (first) and the ERA is 4.20 (third).
- Among national leaders, Wofford is 14th in batting average, 15th in on base percentage and 16th in strikeout-to-walk ratio.
- Hayes Heinecke has nine wins, which is tied for sixth in the nation. Heinecke was one of only five players in the nation to start the season 9-0. Austin Higginbotham is tied for 20th in the nation with eight wins.
- The Terriers have six players hitting over .300 this season, led by Lawson Hill at .352 and John Dempsey at .340.
- In the national rankings, Wofford is third in stolen bases (145) and fifth in stolen bases per game (2.74).
- Wofford has stolen 100 or more bases in seven straight seasons, dating back to 2013, the longest active streak in Division I.
- OF Colin Davis was named to the Preseason All-Southern Conference first team. Pitchers Austin Higginbotham and Anthony Garcia, along with DH Lawson Hill, were named Preseason All-Southern Conference second team.

ABOUT WOFFORD

In the 2019 season, the team returns four starters in the field along with 13 pitchers ... Overall 22 players returned to the team with 13 newcomers ... This marks the 12th season under the direction of head coach Todd Interdonato ... Leading the team are six seniors: Anthony Garcia, Austin Higginbotham, Davis Keller, Reed Massey, Ty Reginelli and Thomas Tatham ... Among the pitchers, Austin

PROBABLE POSITION STARTERS

Pos.	#	Player	B/T	Class	GP-GS	Avg	HR	RBI	Notes
C	10	Lawson Hill	R/R	So.	53-53	.352	0	40	Named SoCon Preseason Second Team
1B	28	Andrew Orzel	R/R	Jr.	53-53	.248	2	31	Has 109 career starts at 1B
2B	15	Reed Massey	R/R	Sr.	37-23	.279	0	16	137 career games played in the infield
SS	5	Brett Rodriguez	R/R	Jr.	53-53	.338	4	36	Started all 53 games in the infield
3B	9	John Dempsey	L/R	Fr.	53-52	.340	6	36	Leads team with six home runs
LF	33	Hudson Byorick	R/R	Jr.	53-52	.332	2	41	46 of 52 starts have been in LF
CF	2	Colin Davis	R/R	So.	52-51	.304	6	36	Named SoCon Preseason First Team
RF	24	Mike Brown	R/R	Jr.	53-52	.324	0	30	Seventh in nation with 34 stolen bases
DH	36	Josh Congdon	R/R	Jr.	25-9	.257	0	2	Made nine starts as the DH

Subject to change • HOME GAMES IN CAPS
* SoCon game • All times Eastern
^ - Fluor Field, Greenville, SC
- Lexington, SC

Higginbotham is 8-3 overall with a 4.31 ERA ... Hayes Heinecke is 9-1 with a 2.95 ERA, while Reece Maniscalco is the team leader in saves with four ... Rasesh Pandya has a 1.53 ERA to lead the team ... Lawson Hill leads the team and is fourth in the SoCon with a .352 batting average ... John Dempsey is hitting .340 which is seventh in the league and leads the team with six home runs, along with a SoCon-best 20 doubles ... Hudson Byorick has a team-high 41 RBIs and is sixth in the league in on-base percentage ... Mike Brown leads the conference with 34 steals ... Brett Rodriguez is batting .338 which is eighth in the SoCon and has 31 stolen bases which ranks second.

HEAD COACH TODD INTERDONATO

Wofford's Todd Interdonato (UNC Asheville '00) is in his 12th season as head coach after spending two seasons as an assistant with the Terriers. After graduating from UNC Asheville, he was an assistant coach at his alma mater for one season. He spent two years at Gardner-Webb as an assistant coach and earned his MBA. In 2005 he was at Fort Scott Community College in Kansas as an assistant coach. Interdonato joined the Terriers as an assistant for the 2006 season. With 318 career wins, he is first all-time among Wofford baseball coaches in that category, passing Mark Line (204 wins in ten seasons). He reached win #200 against UNC Asheville on February 28 and win #205 at Presbyterian on March 16, 2016. His 250th win came at The Citadel (5/19/17) and he hit the 300 milestone against Lafayette on March 16, 2019.

WOFFORD AGAINST UNCG

Overall UNCG holds a 48-21 lead in the series that began in 1997. Last season, UNCG won two of the three games played in Spartanburg along with a win in the Southern Conference tournament. With the bases loaded and one out in the bottom of the ninth, a double by Cody Miller secured a 2-1 win for Wofford over UNCG on Friday. Wofford's Adam Scott was incredible on the mound as he tied a career-high with 17 strikeouts and did not issue a walk, allowing just one run in the second inning. Andrew Orzel had three hits for the Terriers, while Cody Miller had a pair of RBIs. **On Saturday afternoon**, the Wofford was defeated 11-5 by UNCG. The Spartans had an 8-2 lead after five innings and held the Terriers to eight hits in the game. The Terriers were led by Colin Davis with three hits and two RBIs. Tripp Shelton was 4-of-5 for the Spartans, including two home runs and five RBIs. **On Sunday**, Wofford was defeated 9-2 by UNCG. The Spartans scored first and had a 4-2 lead after four innings. They added four runs in the fifth inning on the way to the final margin. The Terriers had five different players with a hit in the contest. The Spartans had 17 hits in the game. **In the Southern Conference Tournament**, Wofford's season ended with a 15-7 loss to UNCG on Friday at Fluor Field. The Spartans scored five runs in the third inning and four runs in the fourth inning to build a 9-4 lead. Wofford rallied with three runs in the bottom of the seventh to make it a 9-7 game, but UNCG answered with six runs in the ninth for the win. The Terriers were led by McClain Bradley with two home runs and five RBI. Andrew Moritz was 4-of-5 from the plate with three RBIs to lead the Spartans.

2018 Starting Pitchers vs. UNCG

Date	Pitcher	IP	H	R	ER	BB	K	WL
4/27	Scott	9.0	7	1	1	0	17	W
4/28	Higginbotham	4.2	10	8	6	1	2	L
4/29	Wallace	3.0	5	2	2	2	1	L
5/25	Schwamer	2.2	6	5	0	1	0	L

ON THE DISABLED LIST

Pitchers Elliot Carney, Clay Schwamer and Scottie Wallace will miss the season due to injury. Infielder Matty Brown was injured at UNC Asheville (4/23) and will miss the rest of the season.

2019 SOCON PRESEASON HONORS

Four Terriers earned preseason accolades from the Southern Conference. Outfielder Colin Davis was selected to the Preseason All-Southern Conference first team and starting pitcher Austin Higginbotham, relief pitcher Anthony Garcia and designated hitter Lawson Hill were named to the second team.

2018 ALL-SOCON TEAM

Four Wofford players received All-Southern Conference honors as announced by the league. Starting pitcher Adam Scott was named second team by the coaches and SoCon Sports Media Association, while McClain Bradley was named second team by the coaches. Colin Davis and Lawson Hill were named to the All-Freshman Team.

THE 2018 SOCON TOURNAMENT

Last year marked the tenth appearance in the Southern Conference Baseball Tournament. Overall, the Terriers are 13-17 in tournament games winning one of three games in 2018. In 2007, Wofford was the #9 seed and won the tournament to earn the automatic bid to the NCAA Tournament. The highest seed the Terriers have ever been is #3 in the 2015 and 2018 seasons. In addition to reaching the finals in 2007, the team reached the semifinals in 2014 and 2015. At the conclusion of the tournament, McClain Bradley was named to the SoCon All-Tournament Team.

2018 FRESHMAN ALL-AMERICA

Outfielder Colin Davis was named to the 2018 *Collegiate Baseball* Freshmen All-American team. He was the first Wofford player to earn the honor since 2008. Davis, from Roswell, Georgia, started 52 of 53 games played in center field. He was third on the team with a .303 batting average, third in hits with 63, and led the team with 13 home runs.

ADAM SCOTT TO CLEVELAND

Senior Adam Scott was selected by the Cleveland Indians in the 4th round of the 2018 MLB Draft on June 5. The left-handed pitcher was the 133rd overall selection and the highest draft pick in school history since 1983. Last season he led the SoCon in strikeouts with 137 and his 3.14 ERA was sixth overall. He was first in innings pitched with 103.1 and was third in wins with eight.

2019 QUICK NOTES

Wofford opened the season with a shutout for the first time since 1987 against Morris (11-0) ... It was also the first shutout for the Terriers since April 2, 2017 at Villanova ... Wofford played 22 of the first 23 games of the season at home at Russell C. King Field. ... The first extra inning game of the season was a 10-9 win over Radford in ten frames ... The Terriers went 11 innings against Charleston Southern (2/27) and lost 4-3 ... The 20 runs scored by Wofford at Western Carolina (4/5) were the most since scoring 21 runs in 2017 against Furman ... The Terriers won a SoCon series at Western Carolina for the first time and took the series from the Catamounts in back-to-back years for the first time ... The 23 hits against The Citadel (5/3) were the fourth-most in school history and one off the record of 24 ... Wofford tied a school record with seven doubles at USC Upstate (5/9) ... Brett Rodriguez had two home runs against Furman (5/12) with the second a walk-off in the ninth.

2019 FIRSTS

Hudson Byorick had his first hit against Ohio (2/16) ... Josh Congdon's first hit was a double against Ohio (2/16) ... Hayes

2019 HOMERUNS

1. Alec Cargin	2/24 vs. Radford
2. Colin Davis	2/26 vs. UNC Asheville
3. Andrew Orzel	2/26 vs. UNC Asheville
4. John Dempsey	3/9 vs. Gardner-Webb
5. Matty Brown	3/10 vs. Gardner-Webb
6. John Dempsey	3/12 vs. Ohio State
7. Brett Rodriguez	3/12 vs. Ohio State
8. Ethan Cornelius	3/13 vs. Bryant
9. Hudson Byorick	3/15 vs. Lafayette
10. John Dempsey	3/16 vs. Lafayette
11. John Dempsey	3/23 at Florida A&M
12. Colin Davis	3/23 at Florida A&M
13. Matty Brown	3/27 at Presbyterian
14. Brett Rodriguez	3/29 vs. Mercer
15. Colin Davis	3/30 vs. Mercer
16. Hudson Byorick	4/10 vs. Presbyterian
17. John Dempsey	4/12 vs. VMI
18. Colin Davis	4/12 vs. VMI
19. Colin Davis	4/13 vs. VMI-1
20. John Dempsey	4/13 vs. VMI-2
21. Andrew Orzel	4/23 at UNC Asheville
22. Colin Davis	5/12 vs. Furman
23. Brett Rodriguez	5/12 vs. Furman
24. Brett Rodriguez ^	5/12 vs. Furman

*Grand Slam ^Walk-off

2019 HONORS

Hudson Byorick

SoCon Player of the Week (4/15)

SoCon Player of the Week (4/29)

Alec Cargin

CoSIDA Academic All-District

Colin Davis

Preseason All-Southern Conference First Team

Anthony Garcia

Preseason All-Southern Conference Second Team

Hayes Heinecke

SoCon Pitcher of the Week (3/4)

SoCon Pitcher of the Week (3/11)

SoCon Pitcher of the Month (March)

Austin Higginbotham

Preseason All-Southern Conference Second Team

SoCon Pitcher of the Week (4/1)

Lawson Hill

Preseason All-Southern Conference Second Team

Heinecke earned his first career win in his first start against the Bobcats (2/16) ... Nolen Hester had his first hit against Radford (2/24) ... Matt Pagano scored his first run against Radford (2/24) and had his first hit at Wright State (4/2) ... Michael Wynne drove in his first RBI against UNC Asheville (2/26) ... John Dempsey had his first hit against UNC Asheville (2/26) and hit his first home run against Gardner-Webb (3/9) ... Rasesh Pandya earned his first win against Gardner-Webb (3/10) ... Against Bryant (3/13) Ethan Cornelius had his first hit and his first home run ... Ty Reginelli made his first career start on the mound against Bryant (3/13) ... Brennen Dorighi's first career hit was a double against VMI (4/12).

SOCON PITCHER OF THE WEEK

Wofford left-hander Hayes Heinecke was named the Southern Conference pitcher of the week for all games Feb. 25- March 3. In the first game of a doubleheader against Harvard, Heinecke did not allow a run and pitched a complete game shutout in seven innings. The freshman from Fayetteville, Georgia, recorded six strikeouts and held opponents to a .087 batting average. The weekly award was the first of Hayes' career.

SOCON PITCHER OF THE WEEK II

Wofford left-hander Hayes Heinecke was named the Southern Conference pitcher of the week for all games March 4-10. Hayes went seven innings against Gardner-Webb on Saturday. He recorded a career-high ten strikeouts in the outing and allowed only three hits and one walk. He held opponents to a .125 batting average. He becomes just the second Terrier to earn the award in back-to-back weeks.

SOCON PITCHER OF THE WEEK III

Wofford left-hander Austin Higginbotham was named the Southern Conference pitcher and player of the week for all games March 25-31. Higginbotham tossed a complete game on Friday night against Mercer, helping the Terriers to a 4-1 win. He only allowed one earned run while striking out 11, a career-high for the senior. The weekly honor is the first of his career.

SOCON PITCHER OF THE MONTH

Left-hander Hayes Heinecke was named the Southern Conference Pitcher of the Month for March. Heinecke was 5-0 last month with 26 strikeouts in 33.0 innings pitched. The freshman from Fayetteville, Georgia posted a 1.36 ERA on the month and allowed only five earned runs. This is the sixth SoCon Pitcher of the Month honor for the Terriers.

SOCON PLAYER OF THE WEEK

Wofford outfielder Hudson Byorick was named the Southern Conference player of the week for all games April 8-14. Starting all four games for the Terriers, Byorick hit a team leading .562 batting average. The junior from Auburn, Washington, went 9-for-16 with nine hits, six RBIs, two doubles and a home run.

SOCON PLAYER OF THE WEEK II

Hudson Byorick was named the Southern Conference player of the week for all games April 22-28. Starting all four games for the Terriers, Byorick went 9-for-17. A native of Auburn, Washington, he led the team in batting average (.529), hits (9) and RBIs (5) on the week. This is the second Player of the Week honor for Byorick this season.

THE 2018 SEASON

Wofford ended the season with a 36-23 overall record ... It

marked the second-most wins in school history ... In the Southern Conference, the 15-9 record included series wins over Western Carolina, Furman, The Citadel, VMI and ETSU ... The 15 wins in SoCon play were the most in school history ... The Terriers entered the SoCon tournament as the #3 seed for only the second time in school history ... They beat #6 ETSU 8-7 in ten innings in the opening game, then lost 5-2 to #2 seed Samford and 15-7 to #1 seed UNCG to end the season ... Wofford's final RPI of 91 was the highest in school history ... The Terriers were third in the SoCon in batting average, third in runs scored, third in hits and fourth in team ERA ... Among league leaders, McClain Bradley was tenth in batting average, Mack Nathanson was third in runs scored and Adam Scott was first in strikeouts and sixth in ERA.

AGAINST THE SOCON

In 2018, Wofford was 15-9 after series losses to Mercer, UNCG and Samford, series sweeps against Western Carolina and The Citadel, and a series wins at Furman, at VMI and against ETSU. So far in 2019, the Terriers are 12-8 with series sweep over The Citadel, wins over Mercer, Western Carolina and VMI, along with a split against ETSU and losses to Samford and Furman.

COSIDA ACADEMIC ALL-DISTRICT

Alec Cargin was named to the 2019 Google Cloud Academic All-District Baseball Team, selected by CoSIDA, which recognizes the nation's top student-athletes for their combined performances athletically and in the classroom. Cargin has played in 31 games this season with 21 starts at catcher and designated hitter for the Terriers. He has 19 hits, 12 runs scored and 12 RBIs for a .247 batting average. He also had a .348 on base percentage. Cargin is majoring in computer science and becomes the seventh Terrier to receive the honor in the last five seasons.

2019 NEW PLAYERS

Wofford welcomes 10 new players to the roster this season. The group includes freshmen RHP Cameron Bloodworth (Marietta, Ga.), INF Matty Brown (Chandler, Ariz.), C Ethan Cornelius (Atlanta, Ga.), INF John Dempsey (Potomac, Md.), INF/OF Brennen Dorighi (Cherry Hills Village, Colo.), LHP Hayes Heinecke (Fayetteville, Ga.), and OF Nolen Hester (Rockwall, Texas). They are joined by three junior college transfers - RHP Elliot Carney (Sammamish, Wash.), INF Josh Congdon (Olympia, Wash.) and OF Hudson Byorick (Auburn, Wash.).

HITTING THE LONG BALL

The Terriers had 39 home runs in 2015, led by Conor Clancey with ten. In 2016, Wofford had 34 home runs, with Brett Hash hitting nine. Last season, the Terriers hit 66 home runs. Brett Hash (13), Mack Nathanson (12), and Cody Miller (10) led the team with ten or more homers. The 66 home runs were the most since hitting 74 in 2008. Wofford had 49 home runs in 59 games in 2018, with Colin Davis leading the team with 13.

EXTRA BASES

In 2013, the Terriers had just 22% of the hits in the season go for extra bases. Since that season, Wofford has steadily increased the number of extra bases.

Year	Hits	2B	3B	HR	Extra	% Extra
2014	488	89	5	40	134	27.5%
2015	617	125	20	39	184	29.8%
2016	544	99	22	34	155	28.4%
2017	581	101	15	66	182	31.3%
2018	576	114	15	49	178	30.9%
2019	546	120	13	24	157	28.7%

2019 STARTING LINEUP BY POSITION

PITCHER:

Hayes Heinecke	13	(11-2)
David Yourke	12	(5-7)
Austin Higginbotham	12	(9-3)
Cameron Bloodworth	7	(3-4)
Matt Ellmyer	3	(1-2)
Jake Zoller	3	(0-3)
Jake Dippold	1	(1-0)
Thomas Tatham	1	(1-0)
Ty Reginelli	1	(0-1)

CATCHER:

Lawson Hill	28	(17-11)
Alec Cargin	19	(9-10)
Ethan Cornelius	6	(5-1)

FIRST BASE:

Andrew Orzel	53	(31-22)
--------------	----	---------

SECOND BASE:

Brett Rodriguez	30	(19-11)
Reed Massey	23	(12-11)

THIRD BASE:

John Dempsey	52	(30-22)
Brett Rodriguez	1	(1-0)

SHORTSTOP:

Matty Brown	31	(20-11)
Brett Rodriguez	22	(11-11)

LEFT FIELD:

Hudson Byorick	46	(28-18)
Nolen Hester	7	(3-4)

CENTER FIELD:

Colin Davis	51	(29-22)
Nolen Hester	1	(1-0)
Matt Pagano	1	(1-0)

RIGHT FIELD:

Mike Brown	52	(31-21)
Nolen Hester	1	(0-1)

DESIGNATED HITTER:

Lawson Hill	25	(14-11)
Cameron Bloodworth	9	(6-3)
Josh Congdon	9	(7-2)
Hudson Byorick	6	(2-4)
Alec Cargin	2	(1-1)
David Yourke	2	(1-1)

2019 MULTIPLE RBI GAMES

Colin Davis	12
John Dempsey	11
Hudson Byorick	11
Lawson Hill	10
Brett Rodriguez	8
Andrew Orzel	7
Mike Brown	7
Reed Massey	5
Matty Brown	4
Nolen Hester	4
Alec Cargin	3
Ethan Cornelius	2

KEEPING IT CLOSE

Wofford played a number of close games last season, with seventeen decided by just one run (11-6) and another 13 games decided by two runs (8-5). In SoCon games, the Terriers were 5-3 in one-run games and 3-3 in games decided by two runs. Wofford was 5-0 in extra inning games against league opponents. So far this season the Terriers are 5-9 in games decided by one run and 4-1 in two-run games.

ANOTHER INNING

In 2018, the Terriers won an 11-inning game against Western Carolina (3/29), but lost a 14-inning contest at Charlotte (4/25). They added a 12-inning win at Samford (5/5), 11 inning wins at VMI (5/13) and against ETSU (5/19) and a 10-inning win over ETSU (5/23) in the SoCon Tournament for a 5-1 mark. So far this season the Terriers are 1-2 in extra innings, with a win over Radford (10) and losses to Charleston Southern (11) and Presbyterian (10).

CUTTING THE RUN DIFFERENTIAL






In Southern Conference games in 2017, the Terriers had the first positive run differential in a decade. Wofford was +39 in runs scored in the eight league series. This was a huge improvement over past seasons with negative run differentials: 44 in 2012, 89 in 2011, 68 in 2010, 136 in 2009, and 128 in 2008.

Year	WOF Runs	OPPT Runs	DIFF
2013	141	191	-50
2014	136	168	-32
2015	142	134	-8
2016	137	160	-23
2017	186	147	+39
2018	139	128	+9
2019	152	101	+51

AGAINST THE POWER 5

In ten of the last 11 seasons, Wofford has at least one win over a Power 5 conference team. In 2015, Wofford played seven games against teams from Power 5 conferences with a 3-4 overall record. Against the ACC, Wofford was 3-1 with wins over Clemson, Boston College, and Pittsburgh. Against the SEC, the Terriers were 0-3, with losses to Vanderbilt and South Carolina. In 2016, Wofford was 1-4 with a win over Kentucky and losses to Clemson, South Carolina and twice at Baylor. In 2017, the Terriers played Clemson, South Carolina, and Pittsburgh and were 1-2.

TERRIERS IN THE PROS

	JACOB CONDA-BOGAN '16 Signed as a free agent with KC, traded to Washington Starts 2019 with Harrisburg Senators (AA)
	SPENCER KULMAN '17 Signed as a free agent with San Diego Spent 2018 with the Tri-City Dust Devils (A)
	LUKE LEFTWICH '16 Drafted in 2015 in the 7th round (204th overall) by Phillies Promoted May 9 to Leigh Valley IronPigs (AAA)
	MATT MILBURN '16 Drafted in 2016 in the 29th round (862nd overall) by A's Starts 2019 with Midland RockHounds (AA)
	KODY RUEDISILI '17 Free Agent in United Shore League Spent 2018 with the Eastside Diamond Hoppers
	ADAM SCOTT '18 Drafted in 2018 in the 4th round (133rd overall) by Indians Begins 2019 with the Lynchburg Hillcats (A)
	WILL STILLMAN '16 Drafted in 2016 in the 6th round (174th overall) by Padres Spent 2018 with the Fort Wayne Tin Caps (A)

Last year Wofford played Kentucky, Clemson, Georgia and Boston College (1-3). This season the lone Power 5 opponent was Ohio State and Wofford won 8-6.

HITTING MILESTONES

Junior Brett Rodriguez is the current team leader in career hits. He reached 100 career hits on February 26 against UNC Asheville and now has 159 hits. Fellow junior Andrew Orzel close behind at 136 hits, reaching the 100 mark against Gardner-Webb (3/10). Colin Davis reached the 100 hit milestone against Presbyterian (4/10), while Lawson Hill reached the milestone at Winthrop (4/16).

CAREER STRIKEOUT LIST

On March 29, 2019, Austin Higginbotham struck out eleven batters to cross the 200 mark in his career. He is just the 14th Wofford pitcher to reach the 200 mark.

No.	Player	Years
389	Adam Scott	2015-18
307	Matt Milburn	2013-16
280	Tom McIntyre	1954-56
278	Anthony Salley	1994-97
261	Luke Leftwich	2013-15
253	Jesse Morris	2011-14
242	Austin Higginbotham	2016-present
240	George Lehr	1999-2002
238	Austin Redwine	2004-07
219	Mike Dennis	1988-90
216	Chad McLain	1988-91
209	Brandon Yarusi	2010-13
204	Tate Osterman	1999-2002
201	John Cornely	2008-11

CAREER INNINGS LIST

Austin Higginbotham is also moving up the list of career innings pitched for the Terriers. He is currently eighth all-time in the category.

No.	Player	Years
364.2	Adam Scott	2015-18
356.1	George Lehr	1999-2002
354.1	Austin Redwine	2004-07
338.0	Matt Milburn	2013-16
328.2	Anthony Salley	1994-97
327.2	Chad McLain	1988-91
317.2	Tate Osterman	1999-2002
309.0	Austin Higginbotham	2016-present
302.0	Kyle Hadden	1997-2000
255.1	Wrenn Yancey	1987-90

CAREER STARTS

Senior Austin Higginbotham has started 47 career games, the fifth most in school history.

No.	Player	Years
59	Adam Scott	2015-18
57	Austin Redwine	2004-06
52	Anthony Salley	1994-97
49	Matt Milburn	2013-16
47	Austin Higginbotham	2016-present
46	Chad McLain	1988-91
44	Kyle Hadden	1997-2000
42	Jesse Cole	2003-07
39	Tate Osterman	1999-2002
39	Wrenn Yancey	1987-90
39	Luke Leftwich	2013-15

2019 MULTIPLE HIT GAMES

Brett Rodriguez	21
Lawson Hill	21
John Dempsey	18
Hudson Byorick	18
Mike Brown	16
Colin Davis	16
Andrew Orzel	11
Matty Brown	10
Reed Massey	6
Alec Cargin	3
Josh Congdon	2
Ethan Cornelius	2
Nolen Hester	1
Matt Pagano	1

2019 HITTING STREAKS

	Longest	Current
John Dempsey	14	2
Andrew Orzel	10	-
Brett Rodriguez	10	4
Colin Davis	10	3
Lawson Hill	7	-
Hudson Byorick	7	-
Reed Massey	6	-
Mike Brown	6	2
Matty Brown	3	-
Nolen Hester	3	-
Ethan Cornelius	3	-
Josh Congdon	3	-
Alec Cargin	3	-
Brennen Dorighi	1	-
Matt Pagano	1	-

2019 REACHED BASE STREAKS

	Longest	Current
Lawson Hill	25	-
Brett Rodriguez	23	23
John Dempsey	16	2
Andrew Orzel	15	1
Hudson Byorick	14	8
Mike Brown	11	2
Colin Davis	10	3
Nolen Hester	9	2
Ethan Cornelius	8	-
Matty Brown	7	-
Alec Cargin	7	7
Reed Massey	6	-
Josh Congdon	4	-
Matt Pagano	2	2
Brennen Dorighi	2	-
Ty Reginelli	1	1

CAREER WINS LIST

On April 19, 2019, Austin Higginbotham picked up a win at ETSU for his 20th career victory. He is the ninth Wofford player with 20 or more wins.

No.	Player	Years
31	Chad McLain	1988-91
26	Adam Scott	2015-18
23	Matt Milburn	2013-16
23	George Lehr	1999-2002
22	Tom McIntyre	1954-56
21	Wrenn Yancey	1987-90
20	Larry Sanders	1990-93
20	Austin Redwine	2004-07
20	Austin Higginbotham	2016-19

ACADEMIC HONOR ROLL

In 2018, the baseball team had 21 members named to the Southern Conference Academic Honor Roll. The SoCon Academic Honor Roll recognizes student-athletes who had a 3.0 grade point average for the academic year. In addition, Wofford had two players named to the SoCon Spring All-Academic Team.

IN-SEASON BIRTHDAYS

Several Terriers have birthdays during the season, including Jake Zoller (February 18), Mike Brown (April 17), Elliot Carney (May 2), Brett Rodriguez (May 6), Josh Congdon (May 16), Ty Reginelli (May 18), Brennen Dorighi (May 19), and David Yourke (May 23).

BASE STEALING HISTORY

Wofford led the nation with 163 total stolen bases (second at 2.91 bases per game) at the end of the 2013 regular season. Since then, Wofford has stolen at least 100 bases for seven straight seasons, the longest active streak in the nation.

Year	Stolen Bases	Rank	SBPG	Rank
2013	163	1st	2.91	2nd
2014	153	1st	2.55	1st
2015	138	2nd	2.26	2nd
2016	101	15th	1.74	9th
2017	124	4th	2.14	4th
2018	148	2nd	2.51	2nd
2019	145	3rd	2.74	5th

2019 NCAA STOLEN BASES

So far this season, Wofford is third in the nation in stolen bases and fifth in stolen bases per game.

Rank	School	GP	SB	CS	SBPG
1.	Wright St.	53	155	30	2.92
1.	Fordham	53	155	43	2.92
3.	Southern Ill.	48	134	30	2.79
4.	Yale	41	114	21	2.78
5.	Wofford	53	145	28	2.74
6.	Southern U.	49	127	30	2.59
7.	Norfolk St.	46	118	37	2.57
8.	UAB	53	134	38	2.53
9.	Eastern Ky.	51	125	27	2.45
10.	Col. of Charleston	52	114	40	2.19

SOCON STEAL RECORDS

The Southern Conference record for stolen bases in a season was set in 2000 when The Citadel had 198 steals. Wofford is second all-time in the SoCon record books with 163 in 2013. The 153 in 2014 are tied for fourth in SoCon history.

198	The Citadel, 2000
163	Wofford, 2013
155	Elon, 2008

153	Western Carolina, 1998
153	Wofford, 2014
152	UNCG, 1999
151	Georgia Southern, 2002

CAREER STOLEN BASES

Junior Brett Rodriguez is currently second all-time at Wofford in stolen bases. He moved into the top ten against Harvard (3/2).

SB	Player	Year
84	Tim Renfrow	1981-83
74	Brett Rodriguez	2017-present
68	Morris Hubbard	1982-85
67	Josh Hyman	2011-14
67	James Foster	2009-12
60	Brandon McKillop	1992-95
58	McClain Bradley	2015-18
53	Clay Griffin	1985-88
50	Warren Whittaker	1965-68
48	Matt Ramsay	2012-15
47	Kody Ruedisili	2014-17
46	Eric Brenk	2011-14
46	Alec Paradowski	2013-16
45	Kyle Behrendt	2007-10
44	Mack Nathanson	2015-18
44	Scott Cochran	1985-88
43	Carson Waln	2014-17
42	Alex Malsch	2015-18
41	Demetrius Jennings	2013-16
40	Clark Wise	2010-13

SEASON STOLEN BASES

Junior Mike Brown, a transfer from Dartmouth, has made a big impact on the base path this season, leading the SoCon in stolen bases. Among Wofford leaders, he has the second-most in a season.

SB	Player	Year
39	Tim Renfrow (39-40)	1981
34	Mike Brown (34-37)	2019
31	Brett Rodriguez (31-37)	2019
30	Morris Hubbard (30-33)	1985
30	Brett Rodriguez (30-36)	2018
28	Tim Renfrow	1982
26	Brandon McKillop	1995
26	Josh Hyman (26-31)	2013
25	Gary Wilkins (25-25)	1985
24	Brandon McKillop	1994
24	Josh Hyman (24-27)	2014
22	Clay Griffin	1987
22	Warren Whittaker	1965
22	Seth Neely (22-28)	2014
22	Eric Brenk (22-29)	2014
22	James Foster (22-27)	2011

CLASS OF 2023

Nine student-athletes have signed committed or signed National Letters of Intent to join the Terriers in the fall of 2019. The group includes OF Harris Beckley (Atlanta, Ga.), LHP Ryan Crehan (Manalapan, N.J.), IF/OF Ryan Galanie (Mason, Ohio), C Cameron Gill (Canton, Ga.), RHP Ethan Imbimbo (Brentwood, N.H.), INF Shane Lussier (Atlanta, Ga.), RHP O'Kelly McWilliams (Oakton, Va.), RHP Luke Stephens (Winston-Salem, N.C.), and INF Trey Yunger (Atlanta, Ga.). Jake Milani (Kennesaw, Ga.) will also be joining the team as a manager.

2019 STARTING LINEUP BY LINEUP SPOT

LEADOFF:

Andrew Orzel	35	(21-14)
Mike Brown	8	(5-3)
Brett Rodriguez	7	(3-4)
Nolen Hester	3	(2-1)

2ND SPOT:

Hudson Byorick	20	(11-9)
Brett Rodriguez	16	(9-7)
Colin Davis	12	(8-4)
Alec Cargin	4	(2-2)
Lawson Hill	1	(1-0)

3RD SPOT:

Brett Rodriguez	25	(16-9)
Lawson Hill	15	(7-8)
Hudson Byorick	8	(5-3)
Colin Davis	5	(3-2)

CLEANUP:

Lawson Hill	34	(21-13)
Hudson Byorick	8	(4-4)
John Dempsey	6	(3-3)
Brett Rodriguez	4	(3-1)
Andrew Orzel	1	(0-1)

5TH SPOT:

John Dempsey	21	(13-8)
Colin Davis	12	(6-6)
Hudson Byorick	6	(6-0)
Andrew Orzel	5	(2-3)
Nolen Hester	3	(1-2)

6TH SPOT:

Lawson Hill	3	(2-1)
Alec Cargin	2	(1-1)
Brett Rodriguez	1	(0-1)

6TH SPOT:

Colin Davis	22	(12-10)
John Dempsey	14	(8-6)
Hudson Byorick	8	(3-5)
Andrew Orzel	4	(3-1)
Josh Congdon	2	(2-0)
Alec Cargin	2	(2-0)
Matt Pagano	1	(1-0)

7TH SPOT:

John Dempsey	9	(5-4)
Cameron Bloodworth	8	(6-2)
Josh Congdon	7	(5-2)
Alec Cargin	6	(3-3)
Ethan Cornelius	6	(5-1)
Andrew Orzel	5	(2-3)
Matty Brown	3	(0-3)
Reed Massey	3	(2-1)
Nolen Hester	3	(1-2)
Hudson Byorick	2	(1-1)
David Yourke	1	(1-0)

8TH SPOT:

Matty Brown	28	(20-8)
Reed Massey	11	(5-6)
Alec Cargin	7	(2-5)
Andrew Orzel	3	(3-0)
John Dempsey	2	(1-1)
David Yourke	1	(0-1)
Cameron Bloodworth	1	(0-1)

9TH SPOT:

Mike Brown	44	(26-18)
Reed Massey	9	(5-4)

2019 TEAM GAME HIGHS

BATTING

At bats:	45	at The Citadel (May 03, 2019)
Runs scored:	20	at Western Carolina (Apr 05, 2019)
Hits:	23	at The Citadel (May 03, 2019)
RBIs:	19	vs VMI (Apr 12, 2019)
Doubles:	7	at USC Upstate (May 08, 2019)
Triples:	2	vs Samford (Apr 26, 2019)
Home runs:	3	vs Furman (May 12, 2019)
Total bases:	29	at The Citadel (May 03, 2019)
Walks:	15	at Western Carolina (Apr 05, 2019)
Strikeouts:	15	vs VCU (Feb 21, 2019)
Sac hits:	2	(9 games)
Sac flies:	3	vs MD-Eastern Shore (Mar 20, 2019)
	3	at USC Upstate (May 08, 2019)
Stolen bases:	9	vs MD-Eastern Shore (Mar 20, 2019)
	9	at Florida A&M (Mar 23, 2019)
Hit by pitch:	4	vs Harvard (Mar 02, 2019)
	4	at Western Carolina (Apr 05, 2019)
	4	vs VMI (Apr 12, 2019)
Caught stealing:	2	(4 games)
Runners LOB:	15	vs Gardner-Webb (Mar 09, 2019)
Hit into DP:	4	vs Ohio University (Feb 16, 2019)
	4	vs Harvard (Mar 03, 2019)

FIELDING

Putouts:	31	vs Charleston Southern (Feb 27, 2019)
Assists:	16	vs Mercer (Mar 31, 2019)
Errors:	4	vs USC Upstate (Mar 05, 2019)
	4	at Western Carolina (Apr 07, 2019)
	4	vs Furman (May 10, 2019)
Passed balls:	2	at Florida A&M (Mar 24, 2019)
DPs turned:	2	vs Bryant (Mar 13, 2019)
	2	vs Lafayette (Mar 15, 2019)
	2	vs MD-Eastern Shore (Mar 20, 2019)

PITCHING

Innings pitched:	10.1	vs Charleston Southern (Feb 27, 2019)
Runs allowed:	13	vs VCU (Feb 21, 2019)
Earned runs:	12	vs VCU (Feb 21, 2019)
	12	vs Bryant (Mar 13, 2019)
Walks allowed:	11	vs Radford (Feb 24, 2019)
Strikeouts:	14	vs Ohio University (Feb 16, 2019)
	14	at The Citadel (May 03, 2019)
Hits allowed:	18	vs VCU (Feb 21, 2019)
Doubles allowed:	6	vs Furman (May 12, 2019)
Triples allowed:	1	(7 games)
Homers allowed:	3	vs VCU (Feb 21, 2019)
	3	vs Bryant (Mar 13, 2019)
	3	vs Samford (Apr 26, 2019)
Wild pitches:	5	vs Bryant (Mar 13, 2019)
Hit batters:	4	vs Harvard (Mar 01, 2019)

PRONUNCIATION GUIDE

33	Hudson Byorick	BYE-or-ick
8	Alec Cargin	CAR-gen
36	Josh Congdon	CONG-done
38	Ethan Cornelius	COR-knell-e-us
6	Brennen Dorighi	DOE-rig-e
34	Reece Maniscalco	MAN-is-scal-co
28	Andrew Orzel	OR-zell
7	Matt Pagano	PAH-ga-no
25	Rasesh Panday	RAH-sesh PAN-Dee-Ah
20	Thomas Tatham	TATH-am
29	Todd Interdonato	in-ter-doe-NOT-oh
11	Ty Reginelli	REG-in-elli
16	Clay Schwaner	SCHWAY-ner
4	Michael Wynne	WIN
27	David Yourke	YORK

2019 INDIVIDUAL GAME HIGHS

BATTING

At bats:	6	(7 games)
Runs scored:	5	Brett Rodriguez at Western Carolina (Apr 05)
Hits:	4	(7 games)
RBIs:	4	(7 games)
Doubles:	2	(13 games)
Triples:	1	(13 games)
Home runs:	2	Brett Rodriguez vs Furman (May 12, 2019)
Total bases:	10	Brett Rodriguez vs Furman (May 12, 2019)
Walks:	4	Hudson Byorick at Western Carolina (Apr 05)
Strikeouts:	3	(6 games)
Sac hits:	1	(36 games)
Sac flies:	1	(32 games)
Stolen bases:	4	Mike Brown vs MD-Eastern Shore (Mar 20)
	4	Brett Rodriguez vs VMI (Apr 13, 2019)
Hit by pitch:	2	Nolen Hester vs Furman (May 12, 2019)
Caught stealing:	1	(28 games)
Runners LOB:	7	Andrew Orzel vs Furman (May 10, 2019)

FIELDING

Putouts:	14	Andrew Orzel vs Gardner-Webb (Mar 10)
	14	Alec Cargin at The Citadel (May 03, 2019)
Assists:	5	(5 games)
Errors:	3	Matty Brown vs USC Upstate (Mar 05, 2019)
Passed balls:	2	Lawson Hill at Florida A&M (Mar 24, 2019)

PITCHING

Innings pitched:	9.0	Austin Higginbotham vs Mercer (Mar 29)
Runs allowed:	10	Austin Higginbotham vs VCU (Feb 21, 2019)
Earned runs:	9	Austin Higginbotham vs VCU (Feb 21, 2019)
	9	Austin Higginbotham vs Samford (Apr 26)
Walks allowed:	5	Hayes Heinecke vs Radford (Feb 24, 2019)
	5	Jake Hershman vs Samford (Apr 28, 2019)
Strikeouts:	11	Austin Higginbotham vs Mercer (Mar 29)
	11	Austin Higginbotham at The Citadel (May 05)
Hits allowed:	12	Austin Higginbotham at ETSU (Apr 19, 2019)
Doubles allowed:	4	Austin Higginbotham vs Furman (May 12)
Triples allowed:	1	(7 games)
Homers allowed:	3	Austin Higginbotham vs VCU (Feb 21, 2019)
	3	Austin Higginbotham vs Samford (Apr 26)
Wild pitches:	3	Jake Hershman vs Ohio (Feb 16, 2019)
Hit batters:	4	Austin Higginbotham vs Harvard (Mar 01)

QUICK FACTS

Location: Spartanburg, SC 29303
 Enrollment: 1,650
 Year Founded: 1854
 Nickname: Terriers
 Official Colors: Old Gold (PMS 873C) and Black
 Home Field (capacity): Russell C. King Field (2,500)
 Dimensions: LF-325, LC-375, CF-395, RC-375, RF-325
 Conference: Southern
 Affiliation: NCAA Division I
 Web Site: www.woffordterriers.com
 Twitter: @WoffordTerriers, @WoffordBaseball

ADMINISTRATION

President: Dr. Nayef Samhat (George Washington '83)
 FAR: Dr. Jameica Hill (Wofford '88)
 Athletic Director: Richard Johnson (The Citadel '76)
 Athletic Department Phone: (864) 597-4090

COACHING STAFF

Head Coach: Todd Interdonato (UNC Asheville '00)
 Record at Wofford: 318-357 (12th Season)
 Overall Record: 318-357 (12th Season)
 Assistant: J.J. Edwards (Sacred Heart '10)
 Assistant: Seth Cutler-Voltz (VCU '12)
 Volunteer Assistant: Sam Tinkham (Grinnell College '16)
 Director of Operations: John Lyons-Harrison (VCU '16)

2019 OUTLOOK

2018 Overall Record: 36-23
 Home: 24-8, Away: 10-13, Neutral: 2-2
 2018 SoCon Record: 15-9 (Third)
 Position Starters Returning/Lost: 4 / 5
 Pitchers Returning/Lost: 13 / 4
 Overall Lettermen Returning/Lost: 22 / 11
 Incoming Players: 13

MEDIA CONTACT INFO

Brent Williamson
 Associate AD for Media Relations/Baseball
 864-597-4093
 864-809-8900 cell
williamsondb@wofford.edu

THE LAST TIME

9 Inning Shutout

Wofford 3/19/19 vs. Maryland Eastern Shore (9-0)
 Opponent 2/27/18 at Georgia (0-5)

Complete Game (9 inning) Shutout

Wofford 4/2/17 at Villanova (8-0, Austin Higginbotham)
 Opponent 4/13/12 at Davidson (0-1, Henry Sisson)

Complete Game (9 inning)

Wofford 3/30/19 vs. Mercer (4-1, Austin Higginbotham)
 Opponent 5/2/14 at The Citadel (1-8, Logan Cribb)

No Hit Game

Wofford 4/13/12 at Davidson (0-1)
 Opponent prior to 1994

Grand Slam

Wofford Cody Miller vs. Xavier (2/23/18)
 Opponent Sonny DiChiara, Samford (4/26/19)

Back-to-Back Home Runs

Wofford vs. Presbyterian (3/29/17) (Ruedisili and May)
 Opponent vs. Samford (4/26/19) (DiChiara and Fucci)

Hit for the Cycle

Wofford Josh Hyman, at ETSU, 2/19/13
 Opponent Ty Wright, Georgia Southern 3/27/08

NUMERICAL ROSTER

No.	Name	Pos.	Ht.	Wt.	Yr.	B/T	Hometown/Previous School
1	Brown, Matty	INF	5-8	170	Fr.	B/R	Chandler, Ariz. / Perry
2	Davis, Colin	OF	6-1	185	So.	R/R	Roswell, Ga. / Blessed Trinity Catholic
4	Wynne, Michael	OF	5-8	170	So.	B/R	Marietta, Ga. / Pope
5	Rodriguez, Brett	INF	6-0	200	Jr.	R/R	Queensbury, N.Y. / Queensbury
6	Dorigi, Brennan	OF/INF	6-2	210	Fr.	L/R	Cherry Hills Village, Colo. / Cherry Creek
8	Cargin, Alec	C	6-0	195	Jr.	L/R	Lawrenceville, Ga. / Collins Hill
9	Dempsey, John	INF	5-11	200	Fr.	L/R	Potomac, Md. / Georgetown Prep
10	Hill, Lawson	C/INF	5-10	185	So.	R/R	Canton, Ga. / Kings Ridge Christian
11	Reginelli, Ty	INF/RHP	5-11	190	Sr.	L/R	Pittsburgh, Pa. / Mars Area
12	Zoller, Jake	LHP	6-2	185	So.	L/L	Collegeville, Pa. / Spring-Ford
13	Wallace, Scottie	RHP	6-1	190	So.	R/R	Charlotte, N.C. / Charlotte Christian
14	Higginbotham, Austin	LHP	5-10	190	Sr.	L/L	Gainesville, Ga. / King's Ridge Christian
15	Massey, Reed	INF	6-0	180	Sr.	R/R	Marietta, Ga. / Mount Paran Christian
16	Schwane, Clay	RHP	6-1	195	So.	R/R	Peoria, Ariz. / Sunrise Mountain
17	Carney, Elliot	RHP	6-2	200	Jr.	R/R	Sammamish, Wash. / Eastlake
20	Tatham, Thomas	RHP	6-5	220	Sr.	R/R	Canton, N.C. / Pisgah
21	Heinecke, Hayes	LHP	6-0	210	Fr.	L/L	Fayetteville, Ga. / Starrs Mill
22	Hershman, Jake	RHP	6-1	170	Jr.	R/R	Dacula, Ga. / Hebron Christian
23	Elmyer, Matt	RHP	5-11	192	Jr.	R/R	Jupiter, Fla. / The Benjamin School
24	Brown, Mike	OF	6-1	195	Jr.	R/R	Pflugerville, Texas / Pflugerville
25	Pandya, Rasesh	RHP	6-0	200	Jr.	R/R	Greenville, S.C. / Mauldin
26	Bloodworth, Cameron	RHP	5-9	170	Fr.	R/R	Marietta, Ga. / Walton
27	Yourke, David	LHP	6-2	190	So.	L/L	Staten Island, N.Y. / Indiana University HS
28	Orzel, Andrew	INF	6-3	210	Jr.	R/R	Newark, Del. / Archmere Academy
30	Hester, Nolen	OF	5-10	165	Fr.	L/L	Rockwall, Texas / Rockwall Heath
32	Dippold, Jake	LHP	6-3	190	So.	L/L	Syracuse, N.Y. / Solvay
33	Byorick, Hudson	OF	6-3	210	Jr.	R/R	Auburn, Wash. / Auburn Mountainview
34	Maniscalco, Reece	RHP	6-0	200	Jr.	R/R	Fairfield, Conn. / Fairfield Warde
36	Congdon, Josh	INF	5-10	185	Jr.	R/R	Olympia, Wash. / North Thurston
38	Cornelius, Ethan	C	5-11	185	Fr.	L/R	Atlanta, Ga. / Woodward Academy
39	Keller, Davis	OF	6-1	200	Sr.	R/R	Spartanburg, S.C. / Broome
40	Garcia, Anthony	RHP	6-4	208	Sr.	R/R	Happy Valley, Ore. / Clackamas
29	Todd Interdonato - Head Coach						
3	J.J. Edwards - Assistant Coach						
35	Seth Cutler-Voltz - Assistant Coach						
37	Sam Tinkham - Volunteer Assistant Coach						
	John Lyons-Harrison - Baseball Operations						

ALPHABETICAL ROSTER

No.	Name	Pos.	No.	Name	Pos.	No.	Name	Pos.
26	Bloodworth, Cameron	RHP	6	Dorigi, Brennan	OF/INF	25	Pandya, Rasesh	RHP
1	Brown, Matty	INF	23	Elmyer, Matt	RHP	11	Reginelli, Ty	INF/RHP
24	Brown, Mike	OF	40	Garcia, Anthony	RHP	5	Rodriguez, Brett	INF
33	Byorick, Hudson	OF	21	Heinecke, Hayes	LHP	16	Schwane, Clay	RHP
8	Cargin, Alec	C	22	Hershman, Jake	RHP	20	Tatham, Thomas	RHP
17	Carney, Elliot	RHP	30	Hester, Nolen	OF	13	Wallace, Scottie	RHP
36	Congdon, Josh	INF	14	Higginbotham, Austin	LHP	4	Wynne, Michael	OF
38	Cornelius, Ethan	C	10	Hill, Lawson	C/INF	27	Yourke, David	LHP
2	Davis, Colin	OF	39	Keller, Davis	OF	12	Zoller, Jake	LHP
9	Dempsey, John	INF	34	Maniscalco, Reece	RHP			
32	Dippold, Jake	LHP	15	Massey, Reed	INF			
			28	Orzel, Andrew	INF			

BY CLASS

SENIORS (6)

Anthony Garcia
Austin Higginbotham
Davis Keller
Reed Massey
Ty Reginelli
Thomas Tatham

JUNIORS (11)

Hudson Byorick
Mike Brown
Alec Cargin
Elliot Carney
Josh Congdon
Matt Elmyer
Jacob Hershman
Reece Maniscalco
Andrew Orzel
Rasesh Pandya
Brett Rodriguez

SOPHOMORES (8)

Colin Davis
Jake Dippold
Lawson Hill
Clay Schwane
Scottie Wallace
Michael Wynne
David Yourke
Jake Zoller

FRESHMEN (7)

Matty Brown
Brennan Dorigi
John Dempsey
Hayes Heinecke
Cameron Bloodworth
Nolen Hester
Ethan Cornelius

BY POSITION

PITCHER (15)

Cameron Bloodworth (RHP)
Elliot Carney (RHP)
Jake Dippold (LHP)
Matt Elmyer (RHP)
Anthony Garcia (RHP)
Hayes Heinecke (LHP)
Jacob Hershman (RHP)
Austin Higginbotham (LHP)
Reece Maniscalco (RHP)
Rasesh Pandya (RHP)
Clay Schwane (RHP)
Thomas Tatham (RHP)
Scottie Wallace (RHP)
David Yourke (LHP)
Jake Zoller (LHP)

INFIELD (6)

Matty Brown
Josh Congdon
John Dempsey
Reed Massey
Andrew Orzel
Brett Rodriguez

OUTFIELD (7)

Hudson Byorick
Mike Brown
Colin Davis
Brennan Dorigi
Nolen Hester
Davis Keller
Michael Wynne

CATCHER (2)

Alec Cargin
Ethan Cornelius

PITCHER/INFIELD (1)

Ty Reginelli (RHP)

CATCHER/INFIELD (1)

Lawson Hill



2019 BASEBALL STANDINGS

School	Southern Conference				Overall				
	Record	Pct	H	A	Record	Pct	H	A	N
Samford	17-4	.810	12-0	5-4	37-16	.698	25-7	12-9	0-0
UNCG	13-8	.619	6-3	7-5	32-15	.681	23-4	9-10	0-1
Mercer	13-8	.619	7-5	6-3	28-24	.538	18-13	10-11	0-0
Wofford	12-8	.600	6-6	6-2	31-22	.585	22-13	9-9	0-0
Furman	11-10	.524	6-3	5-7	23-28	.451	14-14	9-13	0-1
ETSU	10-10	.500	4-4	6-6	31-17	.646	21-7	10-10	0-0
VMI	9-15	.375	4-8	5-7	15-38	.283	7-20	6-17	2-1
Western Carolina	7-14	.333	3-6	4-8	19-28	.404	11-15	6-13	2-0
The Citadel	3-18	.143	3-9	0-9	10-41	.196	10-17	0-24	0-0

2019 SOCON SCHEDULE

May 10 (Friday)

Mercer 5, Belmont 4
 ETSU 4, The Citadel 0
 Furman 7, Wofford 3
 Furman 9, Wofford 3
 UNCG 5, VMI 6
 Western Carolina 4, Samford 16

May 11 (Saturday)

Mercer 4, Belmont 10
 ETSU 3, The Citadel 1 (10)
 UNCG 6, VMI 1
 Western Carolina 3, Samford 5

May 12 (Sunday)

Mercer 4, Belmont 2
 ETSU 9, The Citadel 0
 Furman 8, Wofford 9
 UNCG 13, VMI 3
 Western Carolina 2, Samford 4

May 14 (Tuesday)

The Citadel 8, College of Charleston 9
 Mercer 1, Georgia Tech 7
 Winthrop 3, UNCG 9
 Old Dominion 17, VMI 8
 Western Carolina 9, Eastern Kentucky
 Samford 2, Alabama 4

May 16 (Thursday)

The Citadel at Western Carolina* 5 p.m.
 Samford at ETSU* 6 p.m.
 Eastern Illinois at VMI 6 p.m.
 Mercer at Furman* 6 p.m.
 Wofford at UNCG* 6 p.m.

May 17 (Friday)

Mercer at Furman* 1 p.m.
 Samford at ETSU* 2 p.m.
 Eastern Illinois at VMI 4 p.m.
 The Citadel at Western Carolina* 5 p.m.
 Wofford at UNCG* 6 p.m.

May 18 (Saturday)

Samford at ETSU* 1 p.m.
 Eastern Illinois at VMI 1 p.m.
 Mercer at Furman* 1 p.m.
 The Citadel at Western Carolina* 2 p.m.
 Wofford at UNCG* 2 p.m.

PRESEASON COACHES POLL

Place	School (First)	Points
1.	Samford (7)	63
2.	UNCG (2)	55
3.	Mercer	52
4.	ETSU	35
5.	Wofford	33
6.	Western Carolina	31
7.	Furman	24
8.	The Citadel	22
9.	VMI	9

PRESEASON MEDIA POLL

Place	School (First)	Points
1.	Samford (11)	123
2.	UNCG (1)	107
3.	Mercer (2)	98
4.	Wofford	83
5.	ETSU	64
6.	Furman	49
7.	Western Carolina	46
8.	VMI	32
9.	The Citadel	28

PRESEASON ALL-SOCON

Preseason Player of the Year

Caleb Webster, Jr. UNCG

Preseason Pitcher of the Year

Sam Strickland, So., SAM

First Team

SP Dylan Spence, The Citadel
 SP Sam Strickland, Samford
 RP Nick Spear, Mercer
 C Anthony Mulrine, Samford
 1B Brooks Carlson, Samford
 2B Austin Embler, UNCG
 SS RJ Yeager, Mercer
 3B Caleb Webster, UNCG
 OF Jeffrey Brown, The Citadel
 OF David Beam, ETSU
 OF **Colin Davis, Wofford**
 DH Le Bassett, Mercer

Second Team

SP Nik Verbeke, Furman
 SP **Austin Higginbotham, Wofford**
 RP **Anthony Garcia, Wofford**
 C Bryce Leasure, The Citadel
 1B Jacob Huggins, VMI
 2B Cullen Smith, ETSU
 SS Branden Fryman, Samford

3B Justice Bigbie, Western Carolina
 OF Jabari Richards, Furman
 OF Matthew Koehler, Western Carolina
 OF Kel Johnson, Mercer
DH Lawson Hill, Wofford

SOCON PLAYER OF THE WEEK

February 18 Jackson Greer, ETSU
 February 25 RJ Yeager, Mercer
 March 4 Daylan Nanny, Western Carolina
 March 11 Immanuel Wilder, Western Carolina
 March 18 Kel Johnson, Mercer
 March 25 Jordan Fucci, Samford
 April 1 Jabari Richards, Furman
 April 8 Zach Budzik, UNCG
April 15 Hudson Byorick, Wofford
 April 22 Brooks Carlson, Samford
April 29 Hudson Byorick, Wofford
 May 6 Dax Roper, Furman
 May 13 Austin Embler, UNCG
 May 20

SOCON PITCHER OF THE WEEK

February 18 Shane Connolly, The Citadel
 February 25 Jordan Merritt, The Citadel
March 4 Hayes Heinecke, Wofford
March 11 Hayes Heinecke, Wofford
 March 18 Zach Kent, VMI
 March 25 Shane Connolly, The Citadel
April 1 Austin Higginbotham, Wofford
 April 8 Zak Kent, VMI
 April 15 Tanner Hall, Mercer
 April 22 Chase Walter, Western Carolina
 April 29 David Dunlavy, Furman
 May 6 Zach Hester, Samford
 May 13 Micah Kaczor, ETSU
 May 20

SOCON PLAYER OF THE MONTH

February RJ Yeager, Mercer
 March Kel Johnson, Mercer
 April Brooks Carlson, Samford
 May

SOCON PITCHER OF THE MONTH

February Jordan Merritt, The Citadel
March Hayes Heinecke, Wofford
 April Zach Hester, Samford
 May

PITCHING STATS



CAMERON BLOODWORTH
26 / RHP / MARIETTA, GA

- As a senior in HS had a 0.91 ERA
- Earned first team All-Region honors

Date	Oppt	IP	H	R	ER	BB	K	WLS
2/16	OHIO-1	2.2	11	5	5	2	0	L
2/26	UNC ASHEVILLE	4.0	3	2	0	0	2	W
3/3	HARVARD	6.2	6	4	1	0	6	L
3/10	GWU	4.2	8	4	3	0	3	-
3/17	LAFAYETTE	5.2	8	5	5	0	1	-
3/24	Florida A&M	4.1	5	4	2	1	4	-
4/10	PRESBYTERIAN	2.0	4	3	3	1	0	-
5/8	USC Upstate	1.0	3	1	1	0	2	W
2019		31.0	48	28	20	4	18	2-2

CAREER HIGHS

Innings Pitched 6.2 vs. Harvard (3/3/19)
Strikeouts 6 vs. Harvard (3/3/19)



JAKE DIPPOLD
32 / LHP / SYRACUSE, NY

- Made seven appearances as a freshman
- First career strikeout was against UNCA

Date	Oppt	IP	H	R	ER	BB	K	WLS
2/21	UNCA	1.0	0	0	0	0	1	-
3/7	Boston College	4.0	3	1	1	0	3	-
3/17	SIENA-1	1.0	5	3	3	0	2	-
4/28	UNCG	1.1	0	0	0	0	0	-
5/2	PRESBYTERIAN	1.1	1	3	3	1	2	-
5/9	USC Upstate	0.1	3	2	2	0	1	-
5/11	VMI	1.0	1	1	1	1	2	-
2018		10.0	13	10	10	2	11	-
3/3	HARVARD	1.0	0	0	0	0	0	-
3/15	LAFAYETTE	1.0	1	0	0	0	1	-
3/16	LAFAYETTE	1.0	1	0	0	0	0	-
3/20	UMES	1.1	4	4	3	1	1	-
4/2	Wright State	2.0	2	1	1	0	0	-
4/5	W. Carolina	2.0	4	2	2	0	2	-
4/10	PRESBYTERIAN	4.0	0	1	0	0	3	-
3/16	Winthrop	3.1	2	2	2	1	0	-
4/18	ETSU	2.0	2	0	0	1	1	-
4/23	UNC Asheville	1.0	1	0	0	0	0	-
4/26	SAMFORD	0.2	0	0	0	2	0	-
2019		19.1	17	10	8	5	8	-
Totals		29.1	30	20	18	7	19	-

CAREER HIGHS

Innings Pitched 4.0 vs. Boston College (3/7/18), vs. PC (4/10/19)
Strikeouts 3 vs. Boston College (3/7/18), vs. PC (4/10/19)



MATT ELLMYER
23 / RHP / JUPITER, FL

- Can pitch and also play in the infield
- Led Terrier freshmen in innings and strikeouts in 2017

Date	Oppt	IP	H	R	ER	BB	K	WLS
2/17	Florida A&M	1.0	2	2	2	1	0	-
2/22	Presbyterian	5.1	7	2	2	1	1	-
2/26	UNC ASHEVILLE	0.1	0	0	0	0	0	-
2/28	Clemson	4.2	8	4	4	2	3	L
3/5	USC Upstate	1.0	1	0	0	0	1	-
3/8	LONGWOOD	5.2	10	4	3	0	2	-
3/16	USC UPSTATE	4.2	4	1	1	2	4	-
3/22	WINTHROP	4.2	6	3	1	1	3	-
3/29	Presbyterian	4.2	3	0	0	1	4	-
4/4	Navy	5.0	4	2	2	0	4	S
4/9	VMI	2.0	0	0	0	0	1	W
4/13	UNCG	2.2	2	0	0	0	0	S
4/15	UNCG	2.1	2	2	2	1	1	-
4/21	SAMFORD	1.1	4	1	1	1	1	-
4/25	Charleston Sou.	1.0	0	0	0	0	0	-
4/28	ETSU	1.1	2	2	2	1	1	L
4/30	ETSU	0.1	0	0	0	0	1	-
5/10	USC Upstate	1.2	4	4	4	1	1	L
5/14	MERCER-2	0.1	2	3	2	0	0	-
5/20	The Citadel	3.0	1	0	0	0	2	-
5/25	VMI	0.2	0	0	0	1	0	-

2017	53.2	62	30	26	13	30	1-3	
2/18	DAYTON	3.0	4	2	2	0	1	W
2/25	PRESBYTERIAN	2.1	4	4	4	0	4	-
3/4	PENN	1.2	2	2	2	0	3	-
3/10	MARIST-1	2.1	1	1	1	0	3	-
3/14	USC UPSTATE	3.1	3	0	0	2	3	W
3/18	SIENA	2.1	1	1	1	0	2	W
3/21	Gardner-Webb	2.0	3	1	1	0	3	W
3/25	Mercer	4.1	4	3	3	0	3	W
3/30	W. CAROLINA	2.0	1	1	0	0	3	S
4/4	East Carolina	1.0	0	0	0	1	1	-
4/6	UNCW-1	1.0	0	0	0	0	2	-
4/8	UNCW	0.1	1	0	0	0	0	-
4/11	Presbyterian	0.2	0	0	0	0	0	S
4/14	Furman-1	3.0	1	1	0	0	2	S
4/20	THE CITADEL	2.0	1	1	1	2	4	-
4/25	Charlotte	2.2	4	4	3	1	1	-
4/29	UNCG	3.0	4	1	1	0	2	-
5/2	PRESBYTERIAN	1.0	0	0	0	0	1	W
5/5	Samford	0.2	1	0	0	0	0	-
5/9	USC Upstate	1.1	3	4	4	2	2	-
5/13	VMI	2.0	7	8	7	0	3	-
5/19	ETSU	1.0	2	2	2	2	2	-

2018	43.0	46	36	33	10	46	6-0	
2/16	OHIO-1	3.0	2	0	0	0	5	-
2/24	RADFORD	2.2	0	0	0	0	2	W
2/26	UNC ASHEVILLE	1.0	1	0	0	2	2	-
3/1	HARVARD	3.0	1	0	0	2	2	-
3/6	Presbyterian	0.2	0	1	1	0	2	L
3/9	GWU-2	2.0	4	2	2	0	3	S
3/13	BRYANT	2.0	4	3	3	1	2	L
3/20	UMES	3.0	2	1	1	3	5	W
3/24	Florida A&M	0.1	0	0	0	1	0	-
3/27	Presbyterian	1.0	1	0	0	1	1	-
4/2	Wright State	2.2	7	6	6	3	2	-
4/10	PRESBYTERIAN	0.1	0	0	0	0	0	-
4/12	VMI	3.0	1	0	0	1	1	S
4/16	Winthrop	3.2	5	6	6	2	2	L
4/23	UNC Asheville	2.1	0	0	0	2	2	-
5/1	WINTHROP	3.0	1	1	1	1	1	-
5/8	USC Upstate	3.0	2	2	1	1	0	-

2019	36.2	31	22	21	20	32	2-3
Career	133.1	139	88	80	43	108	9-6

CAREER HIGHS

Innings Pitched 5.2 vs. Longwood (3/8/17)
Strikeouts 5 vs. Ohio (2/16/19)



ANTHONY GARCIA
40 / RHP / HAPPY VALLEY, OR

- Led relievers in 2018 in ERA, strikeouts and saves
- Earned first Wofford win against Penn (3/2/18)

Date	Oppt	IP	H	R	ER	BB	K	WLS
2/21	UNCA	1.2	2	0	0	0	1	-
2/24	SETON HALL	1.1	2	0	0	1	3	-
3/2	PENN	3.0	1	1	1	0	5	W
3/4	PENN	0.1	1	0	0	0	1	-
3/10	MARIST-2	3.1	2	1	1	0	7	S
3/14	USC UPSTATE	1.1	1	0	0	0	1	-
3/17	SIENA-2	4.0	3	1	1	1	6	S
3/21	Gardner-Webb	1.2	1	0	0	0	2	-
3/24	Mercer	0.2	0	0	0	1	0	-
3/25	Mercer	1.0	2	0	0	1	0	-
3/27	WINTHROP	1.1	1	1	1	2	0	-
3/29	W. CAROLINA	0.1	0	0	0	1	0	W
3/31	W. CAROLINA	4.0	2	1	1	0	3	S
4/4	East Carolina	0.0	2	3	3	2	0	-
4/6	UNCW-2	0.2	0	0	0	0	0	S
4/8	UNCW	1.2	3	1	0	1	1	-
4/11	Presbyterian	0.1	2	0	0	0	0	-
4/18	UNC Asheville	2.2	1	2	0	1	4	-
4/21	THE CITADEL	2.2	2	0	0	1	3	S
4/25	Charlotte	2.1	2	2	2	1	2	-
4/29	UNCG	1.0	0	0	0	0	1	-
5/4	Samford	1.1	0	0	0	0	0	-
5/5	Samford	4.0	4	2	2	3	1	W
5/9	USC Upstate	0.2	2	3	3	1	0	L
5/13	VMI	6.0	6	1	1	1	4	W
5/18	ETSU	2.0	3	1	1	0	1	-
5/19	ETSU	2.0	1	0	0	0	2	W
5/23	ETSU	1.1	5	5	5	1	0	-
5/25	UNCG	4.0	3	2	2	0	3	-

2018	56.2	57	27	24	17	51	5-1	
2/15	OHIO	3.0	2	0	0	0	3	S
2/24	RADFORD	1.0	3	3	3	1	0	-
2/27	Charleston Sou.	3.1	7	4	2	0	4	L
3/3	HARVARD	0.1	1	1	0	0	0	-
3/6	Presbyterian	3.2	4	2	2	0	4	-
3/10	GWU	1.0	3	1	1	0	1	-
3/12	OHIO STATE	2.2	4	1	1	0	1	-
3/16	LAFAYETTE	2.0	1	2	0	1	0	-
3/20	UMES	3.2	1	0	0	1	5	-
3/23	Florida A&M	0.1	0	0	0	0	1	S
3/24	Florida A&M	1.1	5	4	2	0	2	L
3/27	Presbyterian	4.0	2	1	1	0	2	-
3/31	MERCER	2.0	1	1	1	0	4	-
4/7	Western Carolina	1.1	1	0	0	0	2	W
4/10	PRESBYTERIAN	1.0	3	1	1	0	1	-
4/18	ETSU	1.1						



HAYES HEINECKE
21 / LHP / FAYETTEVILLE, GA

- Named SoCon Pitcher of Week after Harvard win
- Added SoCon Pitcher of Week honors after GWU
- Earned first win against Ohio (2/16/19)

Date	Oppt	IP	H	R	ER	BB	K	WLS
2/16	OHIO-2	5.0	3	2	1	1	7	W
2/24	RADFORD	1.1	1	3	3	5	2	-
3/2	HARVARD-1	7.0	2	0	0	0	6	W
3/9	GWU-2	7.0	3	0	0	1	10	W
3/16	LAFAYETTE	6.0	5	1	1	1	0	W
3/23	Florida A&M	6.0	7	6	3	1	6	W
3/30	MERCER	7.0	5	1	1	0	4	W
4/6	W. Carolina	6.1	5	3	3	1	6	-
4/13	VMI-1	7.0	8	2	2	0	8	W
4/23	UNC Asheville	1.2	2	0	0	0	2	W
4/27	SAMFORD	5.2	8	4	4	1	3	-
5/4	The Citadel	8.0	7	1	1	0	10	W
5/10	FURMAN-1	5.1	12	7	5	0	3	L
Total		73.1	78	30	24	11	67	9-1

CAREER HIGHS

Innings Pitched 8.0 at The Citadel (5/4/19)
 Strikeouts 10 vs. GWU (3/9/19), at The Citadel (5/4/19)

CAPS - home game (except at ETSU)
Bold - Start



JAKE HERSHMAN
22 / RHP / DACULA, GA

- Made 25 appearances in 2018
- Earned first win against Furman (3/24/17)
- Had pair of saves in series against Penn in 2018

Date	Oppt	IP	H	R	ER	BB	K	WL
2/17	Florida A&M	1.0	0	0	0	0	2	-
2/22	Presbyterian	0.1	0	0	0	0	1	-
2/24	JMU	1.0	1	1	1	1	3	-
2/26	UNC ASHEVILLE	0.0	1	2	2	1	0	-
2/28	Clemson	0.2	1	0	0	0	0	-
3/4	WRIGHT STATE	0.2	1	0	0	0	0	-
3/5	USC Upstate	2.0	4	2	2	0	1	-
3/8	LONGWOOD	0.1	2	1	1	0	1	-
3/18	YALE-2	3.0	4	5	3	2	1	-
3/24	FURMAN	0.1	0	0	0	0	0	W
3/29	Presbyterian	2.1	9	7	7	0	2	-
4/22	SAMFORD-1	1.0	1	0	0	0	0	-
5/6	Western Carolina	0.1	0	0	0	0	1	-
5/9	Winthrop	5.1	3	1	1	0	5	L
5/14	MERCER-2	1.0	0	0	0	0	1	-
5/24	Furman	2.0	3	3	3	1	0	-
2017		21.1	30	22	20	5	18	1-1
2/17	FORDHAM	3.0	0	0	0	1	4	-
2/24	SETON HALL	0.2	2	3	3	1	0	-
3/3	PENN	1.0	0	0	0	0	0	S
3/4	PENN	0.1	0	0	0	1	0	S
3/6	Clemson	0.0	0	3	2	3	0	L
3/18	SIENA	0.1	2	1	1	0	0	-
3/20	GARDNER-WEBB	3.2	2	0	0	0	3	-
3/23	Mercer	1.0	1	0	0	0	1	-
3/27	WINTHROP	2.0	0	0	0	1	3	S
3/29	W. CAROLINA	3.2	1	0	0	0	2	-
4/4	East Carolina	1.0	3	3	3	1	1	L
4/8	UNCW	0.1	0	1	1	1	0	L
4/11	Presbyterian	4.0	3	0	0	0	2	W
4/14	Furman-2	4.2	1	0	0	1	6	W
4/18	UNC Asheville	2.1	0	3	3	4	1	L
4/22	THE CITADEL	4.2	3	1	1	0	7	W
4/29	UNCG	2.0	8	6	6	0	0	-
5/2	PRESBYTERIAN	3.1	5	1	1	1	1	-
5/6	Samford	5.0	4	1	0	1	2	-
5/9	USC Upstate	0.1	1	0	0	0	1	-
5/12	VMI	2.0	2	0	0	3	0	-
5/17	ETSU	1.2	2	1	1	0	0	-
5/19	ETSU	2.0	2	0	0	0	0	-
5/23	ETSU	1.2	0	0	0	2	2	W
5/25	UNCG	0.1	4	4	4	0	0	-
2018		51.0	46	28	26	21	36	4-4
2/16	OHIO-1	3.1	2	1	1	3	5	-
2/24	RADFORD	4.1	4	1	1	1	2	-
2/27	Charleston Sou.	1.2	3	0	0	0	1	-
3/2	HARVARD-2	3.1	5	2	2	0	3	L
3/5	USC UPSTATE	3.2	2	1	0	0	5	W
3/9	GWU-1	2.0	3	2	2	1	1	-
3/12	OHIO STATE	2.0	1	0	0	0	4	S
3/17	LAFAYETTE	0.2	2	1	1	0	1	-
3/19	UMES	2.0	1	0	0	0	5	-
3/22	Florida A&M	1.1	0	0	0	0	1	-
3/24	Florida A&M	1.1	1	1	1	0	0	-
3/27	Presbyterian	0.1	0	0	0	1	0	-
3/30	MERCER	2.0	2	1	1	1	1	-
4/7	Western Carolina	3.2	8	3	1	0	2	-
4/13	VMI-2	3.2	5	3	3	0	6	L
4/23	UNC Asheville	2.1	3	0	0	0	4	-
4/28	SAMFORD	2.0	3	3	3	5	0	-
5/1	WINTHROP	3.0	7	5	5	1	2	L
5/8	USC Upstate	3.0	3	3	2	3	2	S
5/10	FURMAN-2	1.0	2	2	2	1	2	-
2019		46.2	57	29	25	17	48	1-3
Career		119.0	133	79	71	43	102	6-8

CAREER HIGHS

Innings Pitched 5.1 at Winthrop (5/9/17)
 Strikeouts 7 vs. The Citadel (4/22/18)



AUSTIN HIGGINBOTHAM
14 / LHP / GAINESVILLE, GA

- Started 47 of 61 career games played
- Threw complete game shutout at Villanova (4/2/17)

Date	Oppt	IP	H	R	ER	BB	K	WL
2/20	STONY BROOK	0.1	1	0	0	1	0	-
2/24	UNC UPSTATE	0.1	1	1	1	0	0	-
3/2	USC Upstate	4.2	5	1	0	0	4	L
3/8	South Carolina	3.0	6	4	3	3	0	L
3/16	Presbyterian	2.2	1	2	2	6	0	-
3/22	LAFAYETTE	3.1	4	4	4	1	1	-
4/2	W. CAROLINA	1.0	1	0	0	0	3	-
4/5	Baylor	4.0	6	7	7	1	3	L
4/10	Samford	0.1	1	0	0	0	0	-
4/16	THE CITADEL	2.1	3	2	2	0	5	-
4/20	WINTHROP	3.2	6	4	4	1	3	L
5/13	ETSU	1.2	0	0	0	1	3	-
2016		27.1	35	25	23	15	22	0-4
2/19	Florida A&M	4.2	8	5	5	2	1	L
2/26	UNC ASHEVILLE	6.2	6	2	2	2	6	-
3/5	USC Upstate	3.0	6	6	5	2	1	-
3/11	MONMOUTH	7.0	5	2	2	2	8	-
3/16	UNC UPSTATE	1.0	0	0	0	0	0	-
3/19	YALE	4.0	10	8	6	3	7	L
3/25	FURMAN-2	6.1	9	6	4	1	1	L
3/29	Presbyterian	2.0	0	0	0	0	3	W
4/2	Villanova	9.0	3	0	0	2	7	W
4/9	VMI	6.0	6	3	3	1	5	-
4/15	UNCG	4.0	6	6	5	0	0	L
4/22	SAMFORD-2	9.0	9	3	3	1	7	W
4/30	ETSU	7.1	7	3	3	5	3	W
5/7	W. Carolina-2	7.0	7	3	3	2	2	W
5/14	MERCER-2	5.2	8	6	5	1	7	L
5/19	The Citadel	6.0	8	4	1	3	3	W
5/25	VMI	5.1	7	4	4	2	5	-
2017		94.0	105	61	51	29	66	6-5
2/17	FORDHAM	6.0	3	2	2	1	5	L
2/24	SETON HALL	7.0	7	2	0	1	6	W
3/3	PENN	5.1	8	6	6	4	5	-
3/7	Boston College	2.0	2	0	0	0	1	-
3/12	MARIST	9.0	10	4	4	1	7	W
3/18	SIENA	4.2	5	4	4	5	3	-
3/23	Mercer	7.0	11	7	5	1	6	L
3/29	W. CAROLINA	6.1	9	5	4	1	3	-
4/6	UNCW-2	8.1	5	4	2	2	5	W
4/14	Furman-1	6.0	9	4	4	3	6	W
4/21	THE CITADEL	6.1	11	5	4	0	3	W
4/28	UNCG	4.2	11	8	6	1	2	L
5/5	Samford	7.1	5	2	1	1	5	-
5/12	VMI	7.0	10	4	3	4	4	W
5/18	ETSU	7.0	6	3	2	1	8	L
5/24	Samford	8.0	8	5	4	2	5	L
2018		102.0	119	65	51	28	74	6-5
2/15	OHIO	6.0	6	0	0	0	4	W
2/21	VCU	4.0	10	10	9	3	5	L
2/26	UNC ASHEVILLE	1.0	0	0	0	0	0	-
3/1	HARVARD	5.0	5	3	2	1	9	W
3/5	USC UPSTATE	1.0	0	0	0	0	1	-
3/9	GWU-1	6.2	6	3	2	1	4	W
3/15	LAFAYETTE	8.0	4	1	1	2	4	W
3/19	UMES	1.0	0	0	0	0	0	-
3/22	Florida A&M	6.2	6	2	2	3	7	L
3/29	MERCER	9.0	4	1	1	2	11	W
4/5	W.Carolina	7.0	5	3	3	1	7	W
4/12	VMI	6.0	5	4	3	2	7	W
4/19	ETSU	7.0	12	3	2	0	2	W
4/26	SAMFORD	3.0	7	9	9	3	6	L
5/5	The Citadel	7.2	4	3	2	1	11	-
5/12	FURMAN	6.2	8	5	5	1	2	-
2019		85.2	83	47	41	20	80	8-3
Career		309.0	342	198	166	92	242	20-17

CAREER HIGHS

Innings Pitched 9.0 four times, last vs. Mercer (3/29/19)
 Strikeouts 11 vs. Mercer (3/29/19), at The Citadel (5/5/19)



REECE MANISCALCO
34 / RHP / FAIRFIELD, CT

- Made 21 relief appearances with a 5.40 ERA
- Missed 2018 due to injury

Date	Oppt	IP	H	R	ER	BB	K	WLS
2/19	Florida A&M	1.0	0	0	0	1	1	-
2/22	Presbyterian	0.1	0	0	0	0	0	-
2/24	JMU	0.2	0	0	0	0	0	-
2/25	GEORGETOWN	0.2	1	0	0	0	0	-
2/28	Clemson	1.0	3	3	3	0	2	-
3/5	USC Upstate	0.2	2	3	3	2	0	-
3/10	MONMOUTH	2.0	1	0	0	1	2	-
3/16	USC UPSTATE	0.0	0	0	0	2	0	-
3/19	YALE	0.2	0	0	0	0	0	-
3/22	WINTHROP	1.0	1	0	0	0	0	-
3/24	FURMAN	1.0	2	2	2	0	2	-
4/1	Villanova-1	1.0	1	0	0	0	1	W
4/8	VMI	3.0	1	0	0	1	2	-
4/14	UNCG	1.0	1	1	1	1	1	-
4/25	Charleston Sou.	1.2	1	2	2	0	2	-
5/3	South Carolina	1.0	1	0	0	1	1	-
5/9	Winthrop	0.2	1	0	0	0	2	-
5/12	MERCER	2.0	1	1	1	0	2	S
5/14	MERCER-1	2.0	3	1	1	0	0	L
5/20	The Citadel	1.0	1	0	0	0	0	S
5/25	VMI	1.0	4	1	1	0	0	L

2017 23.1 25 14 14 9 18 1-2

2/16	OHIO-2	4.0	4	0	0	2	7	S
2/24	RADFORD	0.2	0	2	0	4	0	-
3/1	HARVARD	1.0	2	2	1	0	1	S
3/3	HARVARD	1.0	1	0	0	0	1	-
3/5	USC UPSTATE	0.1	0	0	0	0	0	S
3/10	GWU	1.0	0	0	0	1	2	S
3/13	BRYANT	2.0	0	0	0	1	5	-
3/17	LAFAYETTE	2.2	1	0	0	0	5	W
3/23	Florida A&M	2.2	4	5	5	3	4	-
3/27	Presbyterian	0.1	1	2	0	1	0	L
3/31	MERCER	1.2	2	1	1	1	3	-
4/10	PRESBYTERIAN	1.0	0	0	0	0	2	-
4/13	VMI-2	0.2	0	0	0	0	1	-
4/23	UNC Asheville	1.0	1	0	0	0	0	-
4/27	SAMFORD	2.0	2	1	0	2	5	W
5/3	The Citadel	5.0	4	1	1	0	10	W
5/10	FURMAN-2	2.1	1	2	2	4	2	-

2019 29.1 23 16 10 19 48 4
Totals 52.2 47 30 24 28 66 4-3

CAREER HIGHS

Innings Pitched 5.0 at The Citadel (5/3/19)
Strikeouts 10 at The Citadel (5/3/19)



THOMAS TATHAM
20 / RHP / CANTON, NC

- Made two appearances in 2018
- Missed the 2017 season due to injury
- Named to the SoCon Academic Honor Roll

Date	Oppt	IP	H	R	ER	BB	K	WLS
3/5	OHIO-2	1.0	2	0	0	0	1	-
2016		1.0	2	0	0	0	1	-
2/23	XAVIER	1.0	0	0	0	0	1	0
3/10	MARIST-1	0.2	1	2	2	3	0	-
2018		1.2	1	2	2	4	0	-
5/12	FURMAN	0.1	0	0	0	0	0	-
Career		3.0	3	2	2	4	1	-

CAREER HIGHS

Innings Pitched 1.0 vs. Ohio (3/5/16), vs. Xavier (2/23/18)
Strikeouts 1 vs. Ohio (3/5/16)



RASESH PANDYA
25 / RHP / GREENVILLE, SC

- Had 8 strikeouts in 8.0 innings in 2017
- Missed the 2018 season due to injury

Date	Oppt	IP	H	R	ER	BB	K	WL
2/17	Florida A&M	0.2	5	6	2	2	2	-
3/10	MONMOUTH	1.0	3	0	0	0	0	-
3/17	YALE-2	1.0	2	2	2	0	1	-
3/25	FURMAN-2	0.1	2	1	1	0	1	-
4/1	Villanova-2	1.0	1	0	0	0	1	-
4/11	UNC Asheville	1.0	2	1	1	0	1	-
5/7	W. Carolina-1	3.0	4	0	0	0	2	-

2017		8.0	19	10	6	2	8	-
2/21	VCU	1.2	1	0	0	2	3	-
2/27	Charleston Sou.	3.0	1	0	0	0	3	-
3/2	HARVARD-2	1.2	1	0	0	1	3	-
3/3	HARVARD	0.0	0	1	0	0	1	-
3/6	Presbyterian	1.1	1	0	0	0	3	-
3/9	GWU-1	0.1	0	0	0	0	1	-
3/10	GWU	2.1	1	0	0	0	1	W
3/12	OHIO STATE	0.1	0	0	0	0	0	W
3/24	Florida A&M	0.2	1	0	0	0	1	-
3/27	Presbyterian	1.0	0	0	0	0	2	-
3/31	Mercer	1.1	2	1	0	0	1	-
4/6	Western Carolina	2.1	2	1	0	0	4	L
4/10	PRESBYTERIAN	1.2	2	2	2	2	0	L
4/13	VMI-2	2.0	2	0	0	0	2	-
4/19	ETSU	2.0	4	1	1	0	3	-
4/27	SAMFORD	1.1	2	0	0	0	1	S
5/1	WINTHROP	1.0	0	1	1	1	0	-
5/4	The Citadel	1.0	0	0	0	0	1	-
5/5	The Citadel	1.1	1	0	0	0	2	W
5/10	FURMAN-2	1.0	2	1	1	0	1	-
5/12	FURMAN	2.0	2	0	0	1	1	W
2019		29.1	25	8	5	7	34	4-2
Totals		37.1	44	18	11	9	44	4-2

CAREER HIGHS

Innings Pitched 3.0 at WCU (5/7/17), vs. CSU (2/27/19)
Strikeouts 4 at Western Carolina (4/6/19)



DAVID YOURKE
27 / LHP / STATEN ISLAND, NY

- Missed 2018 season due to injury
- Named District Pitcher of the Year as a senior

Date	Oppt	IP	H	R	ER	BB	K	WL
2/27	Charleston Sou.	2.1	2	0	0	2	1	-
3/5	USC UPSTATE	4.0	3	0	0	0	1	-
3/12	OHIO STATE	4.0	7	5	5	0	1	-
3/19	UMES	6.0	1	0	0	0	2	W
3/27	Presbyterian	2.0	2	2	1	0	3	-
3/31	MERCER	4.0	4	1	1	2	3	L
4/7	W. Carolina	4.0	2	1	0	0	4	-
4/13	VMI-2	2.2	3	2	2	1	2	-
4/18	ETSU	2.2	2	2	0	2	3	L
4/28	SAMFORD	4.0	5	3	3	0	2	L
5/3	The Citadel	3.0	3	3	2	2	2	-
5/10	FURMAN-2	3.2	5	4	1	0	1	L
2019		42.1	39	23	15	9	25	1-4

CAREER HIGHS

Innings Pitched 6.0 vs. UMES (3/19/19)
Strikeouts 4 at Western Carolina (4/7/19)



TY REGINELLI
11 / RHP / PITTSBURGH, PA

- Saw first action as a pitcher against Xavier (2/23/18)
- Can play infield, outfield and pitch

Date	Oppt	IP	H	R	ER	BB	K	WL
2/23	XAVIER	1.0	0	0	0	1	1	-
2/27	Georgia	1.0	0	0	0	0	0	-
3/3	PENN	1.1	2	0	0	0	1	W
3/6	Clemson	0.2	0	0	0	2	1	-
3/18	SIENA	1.2	0	2	2	2	0	-
3/20	GARDNER-WEBB	2.0	1	4	0	2	2	L
3/27	WINTHROP	0.2	2	2	2	1	2	-
3/29	W. CAROLINA	0.2	0	0	0	0	2	-
4/4	East Carolina	0.2	2	1	1	0	1	-
4/18	UNC Asheville	1.0	1	0	0	1	1	-
4/22	THE CITADEL	1.1	0	0	0	0	0	-
4/25	Charlotte	2.0	1	1	1	1	0	-
4/28	UNCG	2.0	2	1	1	2	1	-
5/2	PRESBYTERIAN	0.0	0	0	0	1	0	-
5/9	USC Upstate	0.2	4	2	2	1	0	-
5/25	UNCG	0.2	0	0	0	0	1	-

2018 17.1 16 13 9 14 13 1-1

2/21	VCU	1.1	0	0	0	0	1	-
2/26	UNC ASHEVILLE	1.0	1	0	0	1	3	-
3/2	HARVARD-2	2.1	2	2	1	0	2	-
3/13	BRYANT	1.2	4	5	5	4	0	-
4/2	Wright State	2.1	3	1	1	3	1	-
4/13	VMI-1	2.0	2	2	2	0	3	-
3/16	Winthrop	1.0	0	0	0	1	1	-
4/18	ETSU	2.0	1	1	1	2	3	-
4/23	UNC Asheville	0.2	0	1	1	4	1	-
4/26	SAMFORD	1.1	2	2	2	3	0	-
5/1	WINTHROP	2.0	2	0	0	2	1	-
5/3	The Citadel	0.2	1	0	0	0	2	-
5/8	USC Upstate	1.0	1	0	0	1	1	-
5/10	FURMAN-2	1.0	0	0	0	1	0	-
2019		20.1	19	14	13	22	19	-

Totals 37.2 35 27 22 36 32 1-1

CAREER HIGHS

Innings Pitched 2.1 vs. Harvard (3/2/19)
Strikeouts 3 vs. UNCA (2/26/19), at ETSU (4/18/19)



JAKE ZOLLER
12 / LHP / COLLEGEVILLE, PA

- First career start was made at Clemson (3/6)
- Made five appearances as a freshman

Date	Oppt	IP	H	R	ER	BB	K	WL
2/16	KENTUCKY	1.0	1	0	0	0	1	-
2/21	UNCA	1.0	1	0	0	0	2	-
2/25	PRESBYTERIAN	1.0	2	1	1	0	1	-
3/6	Clemson	3.1	2	1	1	3	2	-
3/20	GARDNER-WEBB	3.0	4	3	3	3	2	-
2018		9.1	10	5	5	6	8	-
2/21	VCU	2.0	7	3	3	1	1	-
2/26	UNC ASHEVILLE	2.0	2	0	0	1	3	-
3/2	HARVARD-2	1.2	4	1	1	0	1	-
3/6	Presbyterian	2.1	3	2	2	1	2	-
3/13	BRYANT	1.2	4	2	2	0	1	-
3/20	UMES	1.0	0	0	0	1	0	-
4/2	Wright State	1.0	3	3	3	1	1	L
4/26	SAMFORD	1.0	2	0	0	0	2	-
5/3	The Citadel	0.1	2	3	3	2	0	-
2019		13.0	27	14	14	7	11	0-1

Totals 22.1 37 19 19 13 19 0-1

CAREER HIGHS

Innings Pitched 3.1 at Clemson (3/6/18)
Strikeouts 3 vs. UNC Asheville (2/26/19)

POSITION PLAYER STATS AS OF 5/15/19



MATTY BROWN

1 / INF / CHANDLER, AZ

- Led Perry High School in batting average (.370) as a senior
- Named second team All-State
- Selected to Arizona 6A State All-Star Game

Year	AVG	GP	GS	AB	R	H	2B	3B	HR	RBI	BB	SO	SB	ATT
2019	.304	37	31	102	21	31	4	0	2	19	17	24	14	17
TOTAL	.304	37	31	102	21	31	4	0	2	19	17	24	14	17

GAME HIGHS

Hits	4	at ETSU (4/19/19)
Runs Scored	3	at ETSU (4/19/19)
RBIs	4	vs. VMI (4/12/19)
Home Runs	1	vs. Gardner-Webb (3/10/19), at Presbyterian (3/27/19)
Stolen Bases	2	four times, last vs. VMI (4/12/19)



MIKE BROWN

24 / OF / PFLUGERVILLE, TX

- Transfer from Dartmouth, where he had 15 starts in 2017 in the outfield
- Batted .226 with 14 hits in 2017 at Dartmouth
- Hit a three-run homer against Brown

Year	AVG	GP	GS	AB	R	H	2B	3B	HR	RBI	BB	SO	SB	ATT
2019	.324	53	52	173	51	56	10	3	0	30	32	17	34	37
TOTAL	.324	53	52	173	51	56	10	3	0	30	32	17	34	37

GAME HIGHS

Hits	3	six times, last at The Citadel (5/4/19)
Runs Scored	3	seven times, last at The Citadel (5/3/19)
RBIs	4	vs. UMES (3/19/19)
Home Runs	1	vs. Furman (3/25/17)
Stolen Bases	4	vs. UMES (3/20/19)



HUDSON BYORICK

33 / OF / AUBURN, WA

- Transfer from Pierce College
- Batted .335 last season with three home runs
- Earned two SoCon Player of the Week Awards this season

Year	AVG	GP	GS	AB	R	H	2B	3B	HR	RBI	BB	SO	SB	ATT
2019	.332	53	52	187	39	62	15	0	2	41	43	13	7	12
TOTAL	.332	53	52	187	39	62	15	0	2	41	43	13	7	12

GAME HIGHS

Hits	3	seven times, last at The Citadel (5/3/19)
Runs Scored	3	three times, last at The Citadel (5/3/19)
RBIs	3	four times, last at ETSU (4/19/19)
Home Runs	1	vs. Lafayette (3/15/19), vs. Presbyterian (4/10/19)
Stolen Bases	2	vs. UMES (3/20/19)



ALEC CARGIN

8 / C / LAWRENCEVILLE, GA

- Played in 30 games with 12 starts at catcher and 7 as the designated hitter in 2018
- Had first career hit at USC Upstate (3/5/17)
- Named to the Southern Conference Academic Honor Roll

Year	AVG	GP	GS	AB	R	H	2B	3B	HR	RBI	BB	SO	SB	ATT
2017	.318	17	2	22	3	7	3	1	0	1	1	8	0	0
2018	.278	30	19	79	17	22	2	1	3	13	12	23	4	5
2019	.247	31	21	77	12	19	6	0	1	12	12	25	2	2
TOTAL	.270	78	42	178	32	48	11	2	4	26	25	56	6	7

GAME HIGHS

Hits	3	at USC Upstate (5/8/19)
Runs Scored	2	vs. Marist (3/10/18), vs. Siena (3/17/18), at VMI (5/13/18), vs. Radford (2/24/19)
RBIs	3	vs. Radford (2/24/19), at USC Upstate (5/8/19)
Home Runs	1	four times, last vs. Radford (2/24/19)
Stolen Bases	1	six times, last at USC Upstate (5/8/19)



JOSH CONGDON

36 / INF / OLYMPIA, WA

- Transfer from Linn-Benton Community College
- Earned first team All-Star honors in 2017 and 2018
- Last season had 21 extra base hits

Year	AVG	GP	GS	AB	R	H	2B	3B	HR	RBI	BB	SO	SB	ATT
2019	.257	25	9	35	4	9	2	0	0	2	3	7	1	1
TOTAL	.257	25	9	35	4	9	2	0	0	2	3	7	1	1

GAME HIGHS

Hits	3	vs. Gardner-Webb (3/9/19)
Runs Scored	1	vs. Gardner-Webb (3/9/19), vs. Ohio State (3/12/19)
RBIs	1	vs. Gardner-Webb (3/9/19)
Home Runs	-	-
Stolen Bases	1	vs. Gardner-Webb (3/9/19)



ETHAN CORNELIUS

38 / C / ATLANTA, GA

- Batted .453 as a senior at Woodward Academy
- Named first team All-State and first team All-Region
- Uncle is the pitching coach for the Braves AAA team

Year	AVG	GP	GS	AB	R	H	2B	3B	HR	RBI	BB	SO	SB	ATT
2019	.273	24	6	33	8	9	3	0	1	11	10	12	1	3
TOTAL	.273	24	6	33	8	9	3	0	1	11	10	12	1	3

GAME HIGHS

Hits	2	vs. Bryant (3/13/19)
Runs Scored	2	vs. Bryant (3/13/19), vs. Mercer (3/30/19)
RBIs	4	vs. Bryant (3/13/19)
Home Runs	1	vs. Bryant (3/13/19)
Stolen Bases	1	at Florida A&M (3/23/19)



COLIN DAVIS

2 / OF / ROSWELL, GA

- Named Southern Conference All-Freshman Team
- Led team in home runs with 13 on the season
- All 52 starts were in center field in 2018

Year	AVG	GP	GS	AB	R	H	2B	3B	HR	RBI	BB	SO	SB	ATT
2018	.303	53	52	208	44	63	17	4	13	45	19	49	12	14
2019	.304	52	51	194	32	59	14	1	6	36	16	35	11	12
TOTAL	.303	105	103	402	76	122	31	5	19	81	35	84	23	26

GAME HIGHS

Hits	4	vs. Marist (3/10/18), at The Citadel (5/3/19)
Runs Scored	3	at Gardner-Webb (3/21/18), at Mercer (3/23/18)
RBIs	7	vs. Marist (3/10/18)
Home Runs	1	16 times, last vs. Mercer (3/30/19)
Stolen Bases	2	vs. Western Carolina (3/29/18)



JOHN DEMPSEY

9 / INF / POTOMAC, MD

- As a senior, batted .360 with 22 RBIs
- Earned Washington Post All-Met and All-IAC honors
- Brother plays baseball at Boston College

Year	AVG	GP	GS	AB	R	H	2B	3B	HR	RBI	BB	SO	SB	ATT
2019	.340	53	52	188	38	64	20	2	6	36	21	32	3	5
TOTAL	.340	53	52	188	38	64	20	2	6	36	21	32	3	5

GAME HIGHS

Hits	4	at The Citadel (5/3/19)
Runs Scored	4	vs. VMI (4/12/19)
RBIs	4	at Florida A&M (3/23/19)
Home Runs	1	six times, last vs. VMI (4/13/19)
Stolen Bases	1	three times, last at USC Upstate (5/8/19)



BRENNEN DORIGHI
6 / OF / CHERRY HILLS VILLAGE, CO

- As a senior batted .375 with a .480 on-base percentage
- Named to the Coors Field All-Star State Senior Team
- Three-time first team Academic All-State

Year	AVG	GP	GS	AB	R	H	2B	3B	HR	RBI	BB	SO	SB	ATT
2019	.111	9	0	9	1	1	1	0	0	0	1	5	0	0
TOTAL	.111	9	0	9	1	1	1	0	0	0	1	5	0	0

GAME HIGHS

Hits	1	vs. VMI (4/12/19)
Runs Scored	1	vs. VMI (4/12/19)
RBI	-	-
Home Runs	-	-
Stolen Bases	-	-



NOLEN HESTER
30 / OF / ROCKWALL, TX

- As a senior batted .319 with 32 RBIs and 19 stolen bases
- Earned first team All-District honors
- As a junior won the league batting title at .528

Year	AVG	GP	GS	AB	R	H	2B	3B	HR	RBI	BB	SO	SB	ATT
2019	.268	35	9	56	12	15	7	1	0	13	15	12	6	7
TOTAL	.268	35	9	56	12	15	7	1	0	13	15	12	6	7

GAME HIGHS

Hits	3	at Presbyterian (3/6/19)
Runs Scored	3	vs. UMES (3/19/19)
RBI	3	vs. Harvard (3/2/19)
Home Runs	-	-
Stolen Bases	2	at Presbyterian (3/6/19), vs. UMES (3/19/19)



LAWSON HILL
10 / C/INF / CANTON, GA.

- Started 17 games at catcher and 23 games as the designated hitter in 2018
- Named to the Southern Conference All-Freshman Team
- Was fifth on the team in batting average

Year	AVG	GP	GS	AB	R	H	2B	3B	HR	RBI	BB	SO	SB	ATT
2018	.277	47	40	155	26	43	8	0	0	18	13	20	12	15
2019	.352	53	53	199	42	70	8	1	0	40	22	13	9	11
TOTAL	.319	100	93	354	68	113	16	1	0	58	35	33	21	26

GAME HIGHS

Hits	4	vs. Charleston Southern (2/27/19), vs. Lafayette (3/15/19)
Runs Scored	4	at Florida A&M (3/23/19)
RBI	4	at The Citadel (5/3/19)
Home Runs	-	-
Stolen Bases	2	vs. Florida A&M (3/23/19)



DAVIS KELLER
39 / OF / SPARTANBURG, SC

- Joined the team as a walk-on in the fall of 2016
- Named to the Southern Conference Academic Honor Roll
- Father played football at Wofford (1986 and 1987)

Year	AVG	GP	GS	AB	R	H	2B	3B	HR	RBI	BB	SO	SB	ATT
2017	.000	3	0	1	0	0	0	0	0	0	0	1	0	0
2018	.000	6	0	1	1	0	0	0	0	0	0	1	0	0
2019	.000	2	0	0	1	0	0	0	0	0	0	0	0	0
TOTAL	.000	11	0	2	2	0	0	0	0	0	0	2	0	0

GAME HIGHS

Hits	-	-
Runs Scored	1	vs. Penn (3/3/18), vs. Lafayette (3/16/19)
RBI	-	-
Home Runs	-	-
Stolen Bases	-	-



REED MASSEY
15 / INF / MARIETTA, GA

- Played in 57 games with 54 starts at second base in 2017
- Named Preseason All-Southern Conference Second Team in 2018
- Twin brother, Graham, played football at Wofford

Year	AVG	GP	GS	AB	R	H	2B	3B	HR	RBI	BB	SO	SB	ATT
2016	.222	20	2	18	6	4	1	0	1	2	3	10	0	0
2017	.297	57	54	195	28	58	10	1	6	40	10	53	15	17
2018	.156	24	11	45	10	7	0	0	0	1	4	23	3	3
2019	.279	37	23	86	15	24	4	2	0	16	1	15	6	7
TOTAL	.270	138	90	344	59	93	15	3	7	59	18	101	24	27

GAME HIGHS

Hits	5	vs. Georgetown (2/25/17)
Runs Scored	3	vs. Monmouth (3/10/17)
RBI	5	vs. Monmouth (3/10/17)
Home Runs	1	five times, last at South Carolina (5/3/17)
Stolen Bases	2	four times, last at Villanova (4/2/17)



ANDREW ORZEL
28 / INF / NEWARK, DEL

- Played in all 59 games with 56 starts at first base last season
- First home run was against Furman (3/25/17)
- Sister rowed for Boston College

Year	AVG	GP	GS	AB	R	H	2B	3B	HR	RBI	BB	SO	SB	ATT
2017	.265	40	27	98	14	26	4	0	1	22	7	14	10	11
2018	.270	59	56	215	38	58	16	2	3	35	14	37	9	13
2019	.248	53	53	210	52	52	14	0	2	31	25	30	17	18
TOTAL	.260	152	136	523	104	136	34	2	6	88	46	81	36	42

GAME HIGHS

Hits	4	at Mercer (3/25/18), at The Citadel (5/3/19)
Runs Scored	4	vs. Lafayette (3/16/19)
RBI	4	at Mercer (3/25/18), at UNC Asheville (4/23/19)
Home Runs	1	six times, last at UNC Asheville (4/23/19)
Stolen Bases	3	vs. Lafayette (3/16/19)



TY REGINELLI
11 / INF / PITTSBURGH, PA

- Played in 30 games last season with 10 starts in left field in 2018
- Named to the Southern Conference Academic Honor Roll
- Also sees time on the mound in relief

Year	AVG	GP	GS	AB	R	H	2B	3B	HR	RBI	BB	SO	SB	ATT
2016	.200	16	0	15	0	3	2	0	0	2	2	5	0	0
2017	.241	30	11	58	9	14	3	0	0	6	7	20	1	1
2018	.118	10	6	17	2	2	0	0	0	1	8	6	2	3
2019	.000	2	0	0	0	0	0	0	0	0	1	0	0	0
TOTAL	.211	58	17	90	11	19	5	0	0	9	18	31	3	4

GAME HIGHS

Hits	2	vs. Georgetown (2/25/17), at USC Upstate (3/5/17)
Runs Scored	3	vs. Georgetown (2/25/17)
RBI	1	four times, last vs. La Salle (3/7/17)
Home Runs	-	-
Stolen Bases	2	vs. Marist (3/12/18)



BRETT RODRIGUEZ
5 / INF / QUEENSBURY, NY

- Played in all 59 games with 50 starts at second base
- Led team with 30 stolen bases in 2018
- Named to the 2017 Southern Conference All-Freshman Team

Year	AVG	GP	GS	AB	R	H	2B	3B	HR	RBI	BB	SO	SB	ATT
2017	.293	47	27	99	22	29	3	3	1	17	22	26	12	12
2018	.274	59	59	219	49	60	7	2	2	29	48	50	30	36
2019	.338	53	53	207	50	70	12	3	4	36	34	36	31	37
TOTAL	.303	159	139	525	121	159	22	8	7	82	104	112	73	85

GAME HIGHS

Hits	4	vs. UNC Asheville (2/26/19)
Runs Scored	5	at Western Carolina (4/5/19)
RBI	4	vs. Xavier (2/23/18)
Home Runs	2	vs. Furman (5/12/19)
Stolen Bases	4	at UNCW (4/6/18)



MICHAEL WYNNE

4 / OF / MARIETTA, GA

- Saw action in seven games last season as a freshman
- Named to the Southern Conference Academic Honor Roll
- Team won the 6A State Championship with a 35-6 record

Year	AVG	GP	GS	AB	R	H	2B	3B	HR	RBI	BB	SO	SB	ATT
2018	.000	7	0	1	2	0	0	0	0	0	0	0	0	0
2019	.000	14	0	3	3	0	0	0	0	1	0	2	0	0
TOTAL	.000	21	0	4	5	0	0	0	0	1	0	2	0	0

GAME HIGHS

Hits	-	-
Runs Scored	1	five times, last vs. VMI (4/13/19)
RBIs	1	vs. UNC Asheville (2/26/19)
Home Runs	-	-
Stolen Bases	-	-

TERRIERS RECORD WHEN ...

Total	31-22
Conference	12-8
Non-Conf.	19-14
Home	22-13
Away	9-8
Neutral	0-1
Day	20-15
Night	11-7
vs Left	7-4
vs Right	24-18
1-Run games	5-9
2-Run games	4-1
5+Run games	16-8
Extra inns	1-2
Shutouts	3-0
Scoring 0-2 runs	1-5
Scoring 3-5 runs	4-15
Scoring 6-9 runs	11-1
Scoring 10+ runs	15-1
Opponent 0-2 runs	12-1
Opponent 3-5 runs	12-7
Opponent 6-9 runs	6-10
Opponent 10+ runs	1-4
Scored in 1st inning	15-3
Scores first	19-5
Opp. scores first	12-17
After 6 leading	26-1
After 6 trailing	3-18
After 6 tied	2-3
After 7 leading	29-2
After 7 trailing	0-20
After 7 tied	1-0
After 8 leading	26-0
After 8 trailing	2-19
After 8 tied	2-3
Hit 0 home runs	17-18
Hit 1 home run	9-4
Hit 2+ home runs	5-0
Opponent 0 home runs	21-8
Opponent 1 home run	8-10
Opponent 2+ HRs	2-4
Made 0 errors	11-7
Made 1 error	9-6
Made 2+ errors	11-9
Opp. made 0 errors	5-8
Opp. made 1 error	10-6
Opp. made 2+ errors	16-8
Out-hit opponent	20-4
Out-hit by opponent	7-14
Hits are tied	4-4
Current winning streak	1
Longest winning streak	5
Longest losing streak	3



Wofford Baseball
 Overall Statistics for Wofford College (as of May 12, 2019)
 (All games Sorted by Batting avg)



Record: 31-22 Home: 22-13 Away: 9-8 Neutral: 0-1 SoCon: 12-8

Player	avg	gp-gs	ab	r	h	2b	3b	hr	rbi	tb	slg%	bb	hp	so	gdp	ob%	sf	sh	sb-att	po	a	e	fld%
10 Lawson Hill	.352	53-53	199	42	70	8	1	0	40	80	.402	22	4	13	8	.412	8	6	9-11	198	30	0	1.000
9 John Dempsey	.340	53-52	188	38	64	20	2	6	36	106	.564	21	1	32	1	.406	2	5	3-5	43	95	16	.896
5 Brett Rodriguez	.338	53-53	207	50	70	12	3	4	36	100	.483	34	9	36	2	.448	2	1	31-37	83	97	13	.933
33 Hudson Byorick	.332	53-52	187	39	62	15	0	2	41	83	.444	43	2	13	6	.453	4	0	7-12	88	1	1	.989
24 Mike Brown	.324	53-52	173	51	56	10	3	0	30	72	.416	32	8	17	0	.447	2	4	34-37	100	2	3	.971
2 Colin Davis	.304	52-51	194	32	59	14	1	6	36	93	.479	16	2	35	2	.360	2	3	11-12	138	2	1	.993
28 Andrew Orzel	.248	53-53	210	52	52	14	0	2	31	72	.343	25	10	30	4	.351	3	1	17-18	404	33	3	.993

1 Matty Brown	.304	37-31	102	21	31	4	0	2	19	41	.402	17	3	24	1	.415	1	2	14-17	39	68	9	.922
15 Reed Massey	.279	37-23	86	15	24	4	2	0	16	32	.372	1	1	15	1	.286	3	6	6-7	42	34	9	.894
38 Ethan Cornelius	.273	24-6	33	8	9	3	0	1	11	15	.455	10	3	12	0	.449	3	1	1-3	65	6	2	.973
30 Nolen Hester	.268	35-9	56	12	15	7	1	0	13	24	.429	15	6	12	0	.462	1	2	6-7	20	1	0	1.000
36 Josh Congdon	.257	25-9	35	4	9	2	0	0	2	11	.314	3	7	7	2	.422	0	1	1-1	0	3	0	1.000
8 Alec Cargin	.247	31-21	77	12	19	6	0	1	12	28	.364	12	0	25	1	.348	0	3	2-2	157	24	3	.984
7 Matt Pagano	.217	25-1	23	3	5	0	0	0	3	5	.217	6	1	7	0	.400	0	1	3-4	12	0	0	1.000
6 Brennen Dorighi	.111	9-0	9	1	1	1	0	0	0	2	.222	1	0	5	0	.200	0	0	0-0	2	0	0	1.000
4 Michael Wynne	.000	14-0	3	3	0	0	0	0	1	0	.000	0	0	2	1	.000	1	0	0-0	1	0	0	1.000
26 Cameron Bloodworth	.000	9-9	0	0	0	0	0	0	0	0	.000	0	0	0	0	.000	0	0	0-0	0	6	1	.857
11 Ty Reginelli	.000	2-0	0	0	0	0	0	0	0	0	.000	1	0	0	0	1.000	0	0	0-0	1	1	1	.667
39 Davis Keller	.000	2-0	0	1	0	0	0	0	0	0	.000	0	0	0	0	.000	0	0	0-0	0	0	0	.000
27 David Yourke	.000	2-2	0	0	0	0	0	0	0	0	.000	0	0	0	0	.000	0	0	0-0	1	6	0	1.000
Totals	.306	53	1782	384	546	120	13	24	327	764	.429	259	57	285	29	.405	32	36	145-173	1415	462	67	.966
Opponents	.264	53	1850	271	488	107	7	33	246	708	.383	150	55	431	8	.335	16	32	36-54	1371	570	83	.959

LOB - Team (412), Opp (418). DPs turned - Team (17), Opp (48). CI - Team (1), Cargin 1, Opp (1). IBB - Team (5), Orzel 2, Mike Brown 1, Rodriguez 1, Matty Brown 1, Opp (7). Picked off - Matty Brown 5, Dempsey 2, Mike Brown 1, Cornelius 1, Rodriguez 1, Pagano 1, Hill 1, Massey 1.

(All games Sorted by Earned run avg)

Player	era	w-l	app	gs	cg	sho	sv	ip	h	r	er	bb	so	2b	3b	hr	b/avg	wp	hp	bk	sfa	sha
21 Hayes Heinecke	2.95	9-1	13	13	1	1/0	0	73.1	68	30	24	11	67	15	2	4	.243	5	3	0	2	2
14 Austin Higginbotham	4.31	8-3	16	12	1	0/2	0	85.2	83	47	41	20	80	21	3	8	.249	1	10	1	0	5

20 Thomas Tatham	0.00	0-0	1	1	0	0/0	0	0.1	0	0	0	0	0	0	0	0	.000	0	0	0	0	0
25 Rasesh Pandya	1.53	4-2	21	0	0	0/0	1	29.1	25	8	5	7	34	3	0	1	.260	4	4	0	1	7
34 Reece Maniscalco	3.07	3-1	17	0	0	0/0	4	29.1	23	16	10	19	48	5	1	2	.209	4	4	0	0	3
27 David Yourke	3.19	1-4	12	12	0	0/1	0	42.1	39	23	15	9	25	11	0	1	.241	5	9	0	3	1
32 Jake Dippold	3.72	0-0	11	1	0	0/0	0	19.1	17	10	8	5	8	6	0	1	.227	1	4	1	1	1
40 Anthony Garcia	4.43	1-2	21	0	0	0/1	2	42.2	47	28	21	7	40	10	0	6	.273	4	2	0	1	1
22 Jake Hershman	4.82	1-3	20	0	0	0/1	2	46.2	57	29	25	17	48	8	0	3	.295	5	7	0	4	5
23 Matt Ellmyer	5.15	2-3	17	3	0	0/0	2	36.2	31	22	21	20	32	9	1	2	.223	6	6	0	1	1
11 Ty Reginelli	5.75	0-0	14	1	0	0/0	0	20.1	19	14	13	22	19	3	0	2	.247	3	3	0	1	0
26 Cameron Bloodworth	5.81	2-2	8	7	0	0/0	0	31.0	48	28	20	4	18	8	0	2	.348	1	2	0	2	6
12 Jake Zoller	9.69	0-1	9	3	0	0/0	0	13.0	27	14	14	7	11	6	0	0	.422	6	1	0	0	0
19 Chandler Woolridge	10.80	0-0	2	0	0	0/0	0	1.2	4	2	2	2	1	2	0	1	.444	2	0	0	0	0
Totals	4.18	31-22	53	53	2	3/2	11	471.2	488	271	219	150	431	107	7	33	.264	47	55	2	16	32
Opponents	6.54	22-31	53	53	1	0/0	8	457.0	546	384	332	259	285	120	13	24	.306	72	57	8	32	36

PB - Team (12), Hill 6, Cornelius 5, Cargin 1, Opp (9). Pickoffs - Team (9), Heinecke 4, Bloodworth 1, Zoller 1, Yourke 1, Ellmyer 1, Pandya 1, Opp (13). SBA/ATT - Cargin (17-25), Hill (14-18), Garcia (5-8), Ellmyer (5-7), Cornelius (5-7), Maniscalco (6-6), Hershman (6-6), Higginbotham (2-5), Pandya (2-5), Yourke (4-5), Heinecke (2-5), Reginelli (1-3), Bloodworth (1-2), Zoller (2-2).



Wofford Baseball
 Overall Statistics for Wofford College (as of May 12, 2019)
 (All games Sorted by Fielding pct)



Player	c	po	a	e	fld%	dp	sba	csb	sba%	pb	ci
10 Lawson Hill	228	198	30	0	1.000	3	14	4	.778	6	0
30 Nolen Hester	21	20	1	0	1.000	0	0	0	---	0	0
7 Matt Pagano	12	12	0	0	1.000	0	0	0	---	0	0
22 Jake Hershman	10	2	8	0	1.000	0	6	0	1.000	0	0
25 Rasesh Pandya	9	1	8	0	1.000	0	2	3	.400	0	0
23 Matt Ellmyer	8	3	5	0	1.000	0	5	2	.714	0	0
27 David Yourke	7	1	6	0	1.000	1	4	1	.800	0	0
40 Anthony Garcia	5	0	5	0	1.000	0	5	3	.625	0	0
36 Josh Congdon	3	0	3	0	1.000	0	0	0	---	0	0
6 Brennen Dorighi	2	2	0	0	1.000	0	0	0	---	0	0
12 Jake Zoller	2	0	2	0	1.000	1	2	0	1.000	0	0
19 Chandler Woolridge	1	0	1	0	1.000	0	0	0	---	0	0
4 Michael Wynne	1	1	0	0	1.000	0	0	0	---	0	0
28 Andrew Orzel	440	404	33	3	.993	12	0	0	---	0	0
2 Colin Davis	141	138	2	1	.993	2	0	0	---	0	0
33 Hudson Byorick	90	88	1	1	.989	0	0	0	---	0	0
8 Alec Cargin	184	157	24	3	.984	0	17	8	.680	1	1
38 Ethan Cornelius	73	65	6	2	.973	1	5	2	.714	5	0
24 Mike Brown	105	100	2	3	.971	0	0	0	---	0	0
21 Hayes Heinecke	18	6	11	1	.944	0	2	3	.400	0	0
5 Brett Rodriguez	193	83	97	13	.933	7	0	0	---	0	0
1 Matty Brown	116	39	68	9	.922	6	0	0	---	0	0
9 John Dempsey	154	43	95	16	.896	5	0	0	---	0	0
15 Reed Massey	85	42	34	9	.894	2	0	0	---	0	0
14 Austin Higginbotham	18	6	10	2	.889	1	2	3	.400	0	0
26 Cameron Bloodworth	7	0	6	1	.857	0	1	1	.500	0	0
32 Jake Dippold	5	2	2	1	.800	0	0	0	---	0	0
34 Reece Maniscalco	3	1	1	1	.667	0	6	0	1.000	0	0
11 Ty Reginelli	3	1	1	1	.667	0	1	2	.333	0	0
20 Thomas Tatham	0	0	0	0	.000	0	0	0	---	0	0
39 Davis Keller	0	0	0	0	.000	0	0	0	---	0	0
Totals	1944	1415	462	67	.966	17	36	18	.667	12	1
Opponents	2024	1371	570	83	.959	48	145	28	.838	9	1

Hitting minimums - 2.0 AB/Game

Pitching minimums - 1 Games 10% of Games 1 IP 1 BF 1.0 IP/Game



Wofford Baseball Game Results for Wofford College (as of May 12, 2019) (All games)



Date	Opponent	Score	Inns	Overall	SoCon	Pitcher of record	Attend	Time
Feb 15, 2019	OHIO UNIVERSITY	w 2-0	9	1-0-0	0-0-0	Higginbotham (W 1-0)	346	2:09
Feb 16, 2019	OHIO UNIVERSITY-1	L 4-6	9	1-1-0	0-0-0	Bloodworth (L 0-1)	-	3:32
Feb 16, 2019	OHIO UNIVERSITY-2	w 5-2	9	2-1-0	0-0-0	Heinecke (W 1-0)	319	3:20
Feb 21, 2019	VCU	L 3-13	9	2-2-0	0-0-0	Higginbotham (L 1-1)	139	3:24
Feb 24, 2019	RADFORD	w 10-9	(10)	3-2-0	0-0-0	Ellmyer (W 1-0)	193	4:21
Feb 26, 2019	UNC ASHEVILLE	w 14-2	9	4-2-0	0-0-0	Bloodworth (W 1-1)	126	3:33
Feb 27, 2019	vs Charleston Southern	L 3-4	(11)	4-3-0	0-0-0	Garcia (L 0-1)	157	3:58
Mar 01, 2019	HARVARD	w 6-5	9	5-3-0	0-0-0	Higginbotham (W 2-1)	163	3:32
Mar 02, 2019	HARVARD-1	w 8-0	7	6-3-0	0-0-0	Heinecke (W 2-0)	-	2:16
Mar 02, 2019	HARVARD-2	L 4-5	9	6-4-0	0-0-0	Hershman (L 0-1)	341	3:24
Mar 03, 2019	HARVARD	L 1-6	9	6-5-0	0-0-0	Bloodworth (L 1-2)	114	2:55
Mar 05, 2019	USC UPSTATE	w 3-1	9	7-5-0	0-0-0	Hershman (W 1-1)	119	2:35
Mar 06, 2019	at Presbyterian	L 4-5	9	7-6-0	0-0-0	Ellmyer (L 1-1)	87	2:43
Mar 09, 2019	GARDNER-WEBB-1	w 14-5	9	8-6-0	0-0-0	Higginbotham (W 3-1)	-	3:52
Mar 09, 2019	GARDNER-WEBB-2	w 6-2	9	9-6-0	0-0-0	Heinecke (W 3-0)	122	2:39
Mar 10, 2019	GARDNER-WEBB	w 7-5	9	10-6-0	0-0-0	Pandya (W 1-0)	163	2:58
Mar 12, 2019	OHIO STATE	w 8-6	9	11-6-0	0-0-0	Pandya (W 2-0)	417	2:30
Mar 13, 2019	BRYANT	L 11-12	9	11-7-0	0-0-0	Ellmyer (L 1-2)	182	4:20
Mar 15, 2019	LAFAYETTE	w 12-1	9	12-7-0	0-0-0	Higginbotham (W 4-1)	142	2:38
Mar 16, 2019	LAFAYETTE	w 13-3	9	13-7-0	0-0-0	Heinecke (W 4-0)	183	3:00
Mar 17, 2019	LAFAYETTE	w 7-6	9	14-7-0	0-0-0	Maniscalco (W 1-0)	178	3:21
Mar 19, 2019	EASTERN SHORE	w 9-0	9	15-7-0	0-0-0	Yourke (W 1-0)	82	2:35
Mar 20, 2019	EASTERN SHORE	w 13-5	9	16-7-0	0-0-0	Ellmyer (W 2-2)	78	3:33
Mar 22, 2019	at Florida A&M	L 1-2	9	16-8-0	0-0-0	Higginbotham (L 4-2)	0	2:56
Mar 23, 2019	at Florida A&M	w 14-11	9	17-8-0	0-0-0	Heinecke (W 5-0)	0	3:58
Mar 24, 2019	at Florida A&M	L 4-9	9	17-9-0	0-0-0	Garcia (L 0-2)	0	3:00
Mar 27, 2019	at Presbyterian	L 4-5	9	17-10-0	0-0-0	Maniscalco (L 1-1)	66	3:05
* Mar 29, 2019	MERCER	w 4-1	9	18-10-0	1-0-0	Higginbotham (W 5-2)	138	2:21
* Mar 30, 2019	MERCER	w 11-2	9	19-10-0	2-0-0	Heinecke (W 6-0)	189	2:50
* Mar 31, 2019	MERCER	L 1-4	9	19-11-0	2-1-0	Yourke (L 1-1)	132	3:00
Apr 02, 2019	at Wright State	L 4-11	9	19-12-0	2-1-0	Zoller (L 0-1)	212	3:15
* Apr 05, 2019	at Western Carolina	w 20-5	9	20-12-0	3-1-0	Higginbotham (W 6-2)	373	3:35
* Apr 06, 2019	at Western Carolina	L 3-4	9	20-13-0	3-2-0	Pandya (L 2-1)	457	2:56
* Apr 07, 2019	at Western Carolina	w 7-4	9	21-13-0	4-2-0	Garcia (W 1-2)	517	3:31
Apr 10, 2019	PRESBYTERIAN	L 6-7	(10)	21-14-0	4-2-0	Pandya (L 2-2)	138	3:35
* Apr 12, 2019	VMI	w 19-4	9	22-14-0	5-2-0	Higginbotham (W 7-2)	196	3:30
* Apr 13, 2019	VMI-1	w 15-4	9	23-14-0	6-2-0	Heinecke (W 7-0)	-	3:06
* Apr 13, 2019	VMI-2	L 4-5	9	23-15-0	6-3-0	Hershman (L 1-2)	236	2:42
Apr 16, 2019	at Winthrop	L 4-8	9	23-16-0	6-3-0	Ellmyer (L 2-3)	286	2:55
Apr 23, 2019	at UNC Asheville	w 12-1	9	24-16-0	6-3-0	Heinecke (W 8-0)	265	3:26
* Apr 18, 2019	at ETSU	L 1-7	9	24-17-0	6-4-0	Yourke (L 1-2)	441	3:00
* Apr 19, 2019	at ETSU	w 10-4	9	25-17-0	7-4-0	Higginbotham (W 8-2)	352	3:24
* Apr 26, 2019	SAMFORD	L 4-11	9	25-18-0	7-5-0	Higginbotham (L 8-3)	262	3:38
* Apr 27, 2019	SAMFORD	w 8-5	9	26-18-0	8-5-0	Maniscalco (W 2-1)	338	3:33
* Apr 28, 2019	SAMFORD	L 1-6	9	26-19-0	8-6-0	Yourke (L 1-3)	307	247
May 01, 2019	WINTHROP	L 3-7	9	26-20-0	8-6-0	Hershman (L 1-3)	179	3:@6
* May 03, 2019	at The Citadel	w 17-7	9	27-20-0	9-6-0	Maniscalco (W 3-1)	211	3:35
* May 04, 2019	at The Citadel	w 8-1	9	28-20-0	10-6-0	Heinecke (W 9-0)	252	3:03
* May 05, 2019	at The Citadel	w 4-3	9	29-20-0	11-6-0	Pandya (W 3-2)	205	3:03
May 08, 2019	at USC Upstate	w 13-6	9	30-20-0	11-6-0	Bloodworth (W 2-2)	162	3:42
* May 10, 2019	FURMAN-1	L 3-7	9	30-21-0	11-7-0	Heinecke (L 9-1)	-	2:38
* May 10, 2019	FURMAN-2	L 3-9	9	30-22-0	11-8-0	Yourke (L 1-4)	463	3:29
* May 12, 2019	FURMAN	w 9-8	9	31-22-0	12-8-0	Pandya (W 4-2)	268	3:00

() extra inning game