

2018 Schedule and Results

February (5-3)

Fri	16	Appalachian State	W, 10-3
Sat	17	Appalachian State	W, 11-6
Sun	18	Appalachian State	L, 6-4
Tues	20	Oakland	W, 13-8
Fri	23	Tennessee	L, 3-2
Sat	24	Tennessee	L, 11-4
Sun	25	Tennessee	W, 3-2
Wed	28	Wake Forest	W, 11-5

March (15-3)

Fri	2	Marist	W, 11-1
Sat	3	Marist	W, 6-3
Sun	4	Marist	L, 10-7
Wed	7	Elon	W, 7-5
Mar	9	Lafayette	W, 14-5
Mar	10	Lafayette	W, 13-5
Mar	11	Lafayette	W, 5-2
Wed	14	Winthrop	W, 3-2
Fri	16	Lipscomb	W, 9-3
Sat	17	Lipscomb	W, 9-3
Sun	18	Lipscomb	L, 3-2
Fri	23	VMI *	W, 9-1
Fri	23	VMI *	W, 6-3
Sun	25	VMI *	L, 8-7
Tues	27	High Point	W, 12-6
Thurs	29	Georgetown	W, 7-3
Fri	30	Georgetown	W, 5-2
Sat	31	Georgetown	W, 5-4

April (11-5)

Apr	2	North Carolina A&T	L, 3-2
Tues	3	Charlotte	W, 2-0
Sat	7	Western Carolina *	W, 9-3
Sun	8	Western Carolina *	W, 3-2
Sun	8	Western Carolina *	W, 5-3
Tues	10	High Point	L, 14-4
Fri	13	ETSU *	W, 7-4
Sat	14	ETSU *	L, 8-5
Sat	14	ETSU *	W, 12-3
Tues	17	Wake Forest	L, 11-9
Fri	20	Samford *	W, 7-5
Sat	21	Samford *	W, 7-2
Sun	22	Samford *	W, 7-6
Fri	27	Wofford *	L, 2-1
Sat	28	Wofford *	W, 11-5
Sun	29	Wofford *	W, 9-2

May (0-0)

May	5	Mercer *	6 p.m.
May	6	Mercer *	3 p.m.
May	7	Mercer *	1 p.m.
Tues	8	Winthrop	6 p.m.
May	11	The Citadel *	6 p.m.
May	12	The Citadel *	2 p.m.
May	13	The Citadel *	1 p.m.
May	17	Furman *	6 p.m.
May	18	Furman *	6 p.m.
May	19	Furman *	1 p.m.

SoCon Tournament (Greenville, S.C./Fluor Field)

May 22-27

NCAA Regional (TBA)

June 1-3

NCAA Super Regional (TBA)

June 8-10

College World Series (Omaha, Neb.)

June 16-27

Home Games In Bold All Times Eastern * SoCon game
 ^ Game Played at New Bridge Park



UNCG SPARTAN BASEBALL

2018 UNCG Baseball | UNCG Baseball Stadium | Greensboro, N.C.

Mercer Bears

31-15, 10-8 SoCon

Head Coach: Craig Gibson

Career Record: 501-346 (15th Season)

Record at Mercer: 501-346 (15th Season)



UNCG Spartans

31-11, 12-3 SoCon

Head Coach: Link Jarrett

Career Record: 173-142 (6th Season)

Record at UNCG: 173-142 (6th Season)



Live Coverage

Live Stats: UNCGSpartans.com

Twitter: @UNCGScores, @UNCGBaseball

Broadcast: SoCon Digital Network

Probable Pitching Matchups * Subject to Change

Probable Pitching Matchups

Matt Frisbee (RHP) vs. Christian Vann (LHP)

Bryce Hensley (LHP) vs. Austin Cox (LHP)

Jake Lewis (LHP) vs. Chase Burks (RHP)

UNCG Please

Please refer to UNCG just as UNCG or simply the Spartans. Please do not refer to UNCG as UNC Greensboro, North Carolina-Greensboro, North Carolina at Greensboro or any other variation of the University's name. Thank you.

Probable Starting Lineup (According to UNCG SID Dan Wacker)

Pos.	# Player	B/T	Yr.	GP-GS	Avg.	XBH	RBI
C	7 Ryan Clinch	L/R	Sr.	31-27	.243	5	13
Notes: Threw out all three attempted base stealers in Friday night's game at Wofford							
1B	6 Josh Madole	L/L	Fr.	42-41	.299	10	17
Notes: Multi-hit games in the last two, scored two runs in each win over Wofford							
2B	8 Austin Embler	L/R	R-Jr.	41-41	.348	13	24
Notes: Lead off hitter in every start... Two career lead off home runs to start the game							
3B	1 Caleb Webster	R/R	So.	42-42	.356	4	27
Notes: Two-time SoCon Player of the Week... Drove in 8 runs, 5 with two outs two weeks ago							
SS	2 Tripp Shelton	R/R	Sr.	41-40	.282	14	28
Notes: 3 homers in the last 2 games... SoCon Player of the Week last week... Drove in 5 and scored 4 runs Saturday							
OF	10 Dillon Stewart	R/R	R-Sr.	41-41	.320	19	29
Notes: Multi-hit game against Wofford... Scored two runs in the series... 12-for-12 on stolen base attempts							
OF	4 Andrew Moritz	L/R	Jr.	42-42	.433	19	43
Notes: Home run over the scoreboard against Wofford... 5-game hit streak... Drove in 5 runs in the series against WOF							
OF	24 Cesar Trejo	R/R	Jr.	42-42	.360	23	44
Notes: Perfect 19-for-19 in stolen base attempts... Leads the team in RBI, extra-base hits, and doubles							
DH	29 Zach Kuchmanier	L/L	R-Jr.	20-13	.263	5	7
Notes: Hit his first career homer in game two against ETSU, an opposite field solo homer							

2018 Quick Facts

General

Location Greensboro, N.C.
 Founded.....1891
 Enrollment..... 19, 635
 Nickname.....Spartans
 Colors Navy, Gold and White
 Home Field UNCG Baseball Stadium
 Capacity 3,500
 Dimensions..... LF - 340 / CF - 405 / RF - 340
 Affiliation Division I
 Conference Southern
 Chancellor Frank W. Gilliam, Jr.
 Athletics Director Kim Record
 Athletics Dept. Phone (336) 334-5952
 Ticket Office Phone (336) 334-3250

2018 Team Information

2017 Record36-24
 2017 SoCon Record14-10 (3rd)
 2017 Home / Away Record20-9 / 10-14
 2017 Position Players Returning / Lost 12 / 6
 2017 Pitchers Returning / Lost..... 12 / 1
 Newcomers..... 10

2018 Coaching / Staff Information

Head Coach...Link Jarrett (Florida State, '94)
 Career Record..... 142-131 (5 seasons)
 Record at UNCG..... 142-131 (5 seasons)
 Assistant Coach Jerry Edwards
 Assistant Coach Joey Holcomb
 Vol. Assistant CoachBlair Betts

Program History

First season 1991 (25th season)
 All-Time Record 761-650-1
 College World Series Appearances 0
 NCAA Regional Appearances 3
1994, 1997, 2017
 Last Postseason Appearance2017
L, 6-3 vs. Clemson (Clemson, S.C.)
 Big South Tournament Championships 1
1997
 Big South Regular Season Championships . 2
1994, 1997
 SoCon Tournament Championships 1
2017
 SoCon Regular Season Championships 1
1998

Probable Pitching Matchups (According to UNCG SID Dan Wacker * Subject to change)

Game 1 - UNCG | Matt Frisbee, Jr. - RHP (8-0, 2.88 ERA, 72.0 IP, 96 Ks) vs. Mercer | Christian Vann, Sr. - LHP (4-2, 3.12 ERA, 52.0 IP, 65 Ks)

Game 2 - UNCG | Bryce Hensley, Sr. - LHP (5-2, 3.66 ERA, 64.0 IP, 62 Ks) vs. Mercer | Austin Cox, Jr. - LHP (6-3, 4.52 ERA, 63.2 IP, 91 Ks)

Game 3 - UNCG | Jake Lewis, Jr. - LHP (4-0, 4.25 ERA, 51 Ks, 42.1) vs. Mercer | Chase Burks, Sr. - RHP (5-3, 5.34 ERA, 55.2 IP, 49 Ks)

A Little History -- Mercer

The Spartans and Bears have split the all-time series at six games a piece. 1998 was the first matchup between the two programs as the Bears took two of three games from the Spartans in Macon. Since Mercer joined the Southern Conference, the visiting team has taken the series.

Scouting the Spartans

Recent Games

UNCG has won five of its last six games, sweeping one of the hottest team's in the country in Samford before taking two of three games from Wofford and taking a two-game lead in the SoCon standings. After facing one of the more dominant performances in SoCon play this season, the Spartans rebounded to take the final two games and earn the series victory.

Offense

Table Setters

Austin Embler - Leadoff hitter in 41 games started and plays second base... After going hitless in the first game of the season, went on a 21-game hit streak before having that snapped in the first game with Georgetown... Took a ground ball to the face against VMI, missing Sunday's game, got three stitches and was back in the lineup against High Point where he led off the game with a solo home run.

Caleb Webster - SoCon Player of the Week for his efforts the week of March 18-25 and April 15-22... Preseason All-SoCon and has played third base in all 42 games... Hit the game-winning three-run walk off home run in the 10th inning against VMI... Plus defender at third base... Nine-game hit streak with six multi-hit efforts... Drove in two runs in the finale against Wofford.

Andrew Moritz - Two-time All-Southern Conference honoree in his two seasons at UNCG... He was a part of the Freshman All-SoCon team in his rookie season before being named first team All-SoCon last year... First Team CoSIDA Academic All-America honors in 2017... School record 23-game hit streak in his freshman season... Set the school record by hitting two triples in the finale against ETSU... Added to his career total by tripling twice more the next game against Wake Forest... Twice he's been a preseason All-SoCon honoree... Owns a .406 career batting average... Drove in five runs against Wofford... Hit a home run in the series finale... Five game-hit streak, hits in 13 of the last 14 games with seven multi-hit efforts.

Power

Cesar Trejo - Second on the team with four home runs... Drove in a team-high 26 runs... Drove in four runs on four occasions... nine multi-RBI games... Third in the nation with .507 batting average... Leads the team with 13 doubles and 38 RBI... 17-for-17 on stolen base attempts to lead the team... Moved up to the cleanup spot in the ETSU series... Hits in eight of his last nine games.

Dillon Stewart - Missed 2017 due to an injury... Leads the team with seven home runs on the season... Had a two home run game against Tennessee as UNCG earned a 3-2 win... Eight doubles to go with nine stolen bases... Led UNCG with 14 homers during his last full season in 2016... Preseason All-SoCon outfielder... 11-for-11 in stolen bases... Third on the team with 29 RBI.

Tripp Shelton - Tied for the team-lead with seven home runs after hitting three against Wofford last weekend and has hit four home runs in the last four games... Nine RBI during that time with a run scored in nine games... Seven-game hit streak with five multi-hit efforts... SoCon play, he's hitting at a .339 average with 10 extra-base hits, five home runs, 12 RBI and a team-high .714 slugging percentage... 10 stolen bases on the year...

Starting Pitching

Matt Frisbee - Making his 43rd start of his career... Three complete games, two nine-inning complete games, one in

Diamond Notes

UNCG	Category	OPP
.320	Batting Average	.242
299	Runs	192
7.1	Runs Per Game	4.6
477	Hits	343
71	Doubles	67
22	Triples	6
33	Home Runs	25
265	Runs Batted In	168
691	Total Bases	497
.464	Slugging Percentage	.351
157	Walks	166
30	Hit Batters	54
269	Strikeouts	425
.392	On-Base Percentage	.341
15	Sacrifice Flies	16
34	Sacrifice Hits	11
78-96	Stolen Bases-Attempts	32-42
31	Errors	52
.981	Fielding Percentage	.966

Active Career Leaders

Hits

1. Andrew Moritz	231
2. Tripp Shelton	191
3. Cesar Trejo	183
4. Austin Embler	144
5. Caleb Webster	141

Runs Batted In

1. Cesar Trejo	130
2. Andrew Moritz	114
3. Tripp Shelton	107
4. Dillon Stewart	106
5. Jake Kusz	97

Runs Scored

1. Andrew Moritz	145
2. Tripp Shelton	133
3. Cesar Trejo	112
4. Dillon Stewart	112
5. Austin Embler	88

Innings Pitched

1. Andrew Wantz	242.0
2. Matt Frisbee	237.1
3. Bryce Hensley	218.1
4. Jack Maynard	118.2
5. Jake Lewis	110.2

Strikeouts

1. Andrew Wantz	261
2. Matt Frisbee	221
3. Bryce Hensley	186
4. Jack Maynard	143
5. Jake Lewis	116

every season.... Already surpassed his season high in strikeouts, striking out 96 this season... 2 13-strikeout games... Struck out multiple hitters in every outing this season... two or fewer walks in seven games.. Outscored opponents 83-30 with Frisbee on the mound... 221 career strikeouts.... 8.1 innings, 11 Ks in a no decision against Wofford.

Bryce Hensley - Hensley will be making his 40th career start... Earned his first nine inning complete game against Samford... Threw a seven inning complete game as a junior... Struck out 62 hitters this season and has walked just 14... 14 walks is the second-lowest amount of free passes among pitchers with at least 20.0 innings pitched... Allowed 12 extra-base hits this season.

Relief Pitching

Andrew Wantz - Has led UNCG in relief appearances during the 2016 and 2017 seasons... Second all-time with 17 career saves having earned eight saves on the season... 86 career relief appearances... Active career leader with 261 strikeouts and 242.0 innings pitched.... Zero or one run given up in 18 appearances this season... 8-for-9 in save opportunities... Earned UNCG's first two wins of the season against App State and picked up another win Friday against VMI... Earned his eighth save to clinch the sweep of Samford, throwing 4.0 innings, striking out five hitters and retiring the final 11 hitters he faced... At least one strikeout in 18 of 20 appearances... Career-high 10 Ks against Wofford to take the series.

Jack Maynard - 23 appearances with a team-low 1.78 ERA... Four wins with eight saves in 50.2 innings... Third-most innings pitched of any pitcher on the team... Tied with Wantz for a team-best eight saves... Struck out 63 hitters, Struck out a career-best eight hitters on three occasions... Thrown multiple innings in all but four outings on the season... Appearances in back-to-back games against Western Carolina, working 4.0 innings with two strikeouts and picked up a save... Earned two saves against ETSU, one in a 7-4 win Friday night and another after throwing 3.2 scoreless innings in a 12-3 win... Picked up another save after throwing three innings, allowing just one hit and striking out four.

Easton Welch - 22 appearances on the season... Earned his first career-save against App State early in the season... Logged 35.0 innings and has allowed 25 hits... Struck out 23 hitters including a season-high five against Wofford... Works more as a fireman, getting UNCG out of jams in the middle innings... 11 extra-base hits and holds opponents to a team-low .207 average against.

Flashing the Leather

UNCG has a .981 fielding percentage in 2018. That's the highest fielding percentage in the league and ranks 12th in the nation and trail the nation's best defense, Yale, by just .004. UNCG has committed just 31 errors, fewest among all SoCon teams. So far this season, UNCG has turned 30 doubles plays and have limited opponents to just 30 stolen bases on the season.

Eyeing History

By earning four wins in the SoCon Tournament, UNCG won 35 games in back-to-back seasons for the third time in school history. UNCG has never won 35 or more games in three-straight seasons. UNCG won 35+ games in the 1994, 1995, 1997, 1998, 2016 and 2017. With 11 games remaining in the regular season, the 2018 team has a chance to win 40 or more games in a season for the third time in program history, joining the 1997 and 1998 teams.

Triples

The last two seasons have seen UNCG set new school-records for triples in a season. The 2016 team shattered the original record set in 1999 (27) by tripling 32 times. Not to be outdone, the 2017 team went for 33 triples to set the new school-record and led the NCAA with 0.56 triples per game. 2017 had nine players hits multiple triples on the season, led by Andrew Moritz. 2018 has seen Moritz tie the school record with eight triples this season and he's set the new career triples mark with 21.

SoCon Weekly/Monthly Awards

Pitcher of the Week

Jack Maynard (March 12)

Player of the Week

Cesar Trejo (March 12)

Caleb Webster (March 26)

Caleb Webster (April 23)

Tripp Shelton (April 30)

Pitcher of the Month

Andrew Wantz (February)

Player of the Month

Cesar Trejo (February)

Around The SoCon

SoCon Standings (as of 5-3-18)

Team	Conference		Overall	
	W-L	Pct.	W-L	Pct.
UNCG	12-3	.800	31-11	.738
WOF	10-5	.667	30-16	.652
SAM	10-5	.667	25-21	.543
MER	10-8	.556	31-15	.674
VMI	10-8	.556	24-21	.533
ETSU	8-7	.533	23-17	.575
FUR	6-9	.400	21-23	.477
CIT	4-11	.267	15-27	.357
WCU	2-16	.111	4-38	.095

2018 Preseason Awards

Players of the Year

JT Thomas, Mercer

Pitcher of the Year

Josh Winder, VMI

First Team Preseason All-SoCon

SP Cody Shelton, Samford
 SP Josh Winder, VMI
 RP Robert Broom, Mercer
 C JT Thomas, Mercer
 1B Brandon Elmy, Furman
2B Austin Embler, UNCG
 SS Chris Cook, ETSU
3B Caleb Webster, UNCG
OF Andrew Moritz, UNCG
OF Dillon Stewart, UNCG
 OF Matt Pita, VMI
 OF McClain Bradley, Wofford
DH Devin Ruiz, UNCG

Second Team All-SoCon

SP Ryan Simpler, ETSU
SP Matt Frisbee, UNCG
 RP Wyatt Burns, Samford
 C Peyton Maddox, VMI
 1B Collin Fleischer, VMI
 2B Reed Massey, Wofford
SS Tripp Shelton, UNCG
 3B Jonathan Sabo, The Citadel
 OF Aaron Maher, ETSU
 OF Landon Kay, Furman
 OF Troy Dixon, Samford
 DH Ayrton Schafer, Samford

Around the NCAA (as of May 3, 2018)

Category - Amount - Ranking

Batting average - .319 - 3rd
 Runs - 299 - 35th
 Doubles - 71 - 125th
 Triples - 22 - 2nd
 Home Runs - 33 - 101st
 On-base percentage - .392 - 30th
 Stolen Bases - 78 - 16th
 Walks - 157 - 204th
 Earned Run Average - 4.00 - 79th

Scoring - 7.1 - 26th
 Hits - 476 - 9th
 Doubles per game - 1.69 - 121st
 Triples per game - 0.52 - 1st
 Slugging Percentage - .463 - 14th
 Sacrifice Flies - 15 - 174th
 Sacrifice Hits - 34 - 34th
 Fielding Percentage - .981 - 12th
 Ks per nine innings - 10.1 - 10th

Captains

Head Coach Link Jarrett announced the captains of the 2018 UNCG Baseball team prior to the start of the season. Seniors Jake Kusz, Dan Loats and Andrew Wantz have been elected captains by their teammates.

Kusz is a three-year letterwinner for the Spartans and missed last season due to an injury. The senior catcher has made 134 starts including all 59 behind the plate during the 2016 season. He ranks fifth in runs career runs scored among active players and is has driven in 96 career-runs, fourth-most among active players. Kusz was also voted team captain for the 2016 and 2017 seasons.

Loats worked his way into a weekend role last season and earned UNCG's highest winning percentage among starting pitchers (.727) After starting the season 0-2, Loats went on to win eight-straight, as the Spartans were 12-5 when Loats toed the rubber. In the Southern Conference Tournament, Loats earned the win to advance the Spartans to the championship game and came out of the bullpen the next day to earn his second save of the season as UNCG clinched the SoCon Championship. Loats' toughness has been an important part of his Spartan career. In December, he was diagnosed with cancer. He has overcome several obstacles as he worked his way back to the mound.

2018 will be Wantz's second as a team captain. In three seasons, he has earned a 21-8 record on the hill and earned a 3.93 earned run average in 233.1 innings. He's struck out 246 hitters and has led the team in relief appearances the last two years. His 16 career saves ranks second all-time in program history.

UNCG's GOATS

Several of UNCG's upperclassmen have the change to etch their names in the UNCG history book. Here's a quick look at some of the potential records that could be set by several Spartans this season.

Pitching

Saves - Career

Record 19, Jason Parsons (1995-98)
 2nd 17, Andrew Wantz (2015-present)

Career - Wins (Record - 38, Jason Parsons (1995-98))

4th 24, Anthony Sylvester (1993-96)
 5th 22, Andrew Wantz (2015-present)
 6th 21, Matt Frisbee (2016-present)

Relief Appearances (Record - 129, Ted Toler (1998-01))

5th 85, Taft Cable (1999-01)
 84, Andrew Wantz (2015-present)

Career ERA (Record - 3.03, Sean Pick (1991-94))

2nd 3.08, Chris Mason (2003-05)
 3rd 3.13, Jack Maynard (2017-present)
 10th 3.91, Andrew Wantz (2016-present)

Hitting

Triples - Career

Record 21, Andrew Moritz (2016-present)
 Previous Record 18, Corey Overholtzen (2007-10)

Career Batting Average (Min. 300 At bats)

Record .381, Ryan Gordon (2000-04)
 .406, Andrew Moritz (2016-present)

Career Home Runs (Record - 39, Trevor Edwards (2009-13))

3rd 37, Jeremy Purcell, 1997-2000
 T4 25, Cesar Trejo (2016- Present)
 25, Tonka Maynor (1991-94)

Career RBI (Record - 171, Tonka Maynor (1991-94))

7th 132, Corey Overholtzer (2007-10)
 129, Cesar Trejo (2016-Present)

Back in Action

UNCG is back in action Tuesday night as they host the Winthrop Eagles in a midweek contest at 6 p.m.

Career Leaders

Batting Average (Min. 300 ABs)

1. Andrew Moritz (2016-Present)	406
2. Ryan Gordon (2000-04)	381
3. Ben Spitznagel (2016-17)	371
4. Christian Wolfe (2012-13)	367
5. Kenny Vawter (1997-98)	366
6. Tonka Maynor (1991-94)	363

Hits

1. Dominic Pattie (1995-98)	299
2. Ryan Gordon (2000-04)	262
T3. Jeremy Purcell (1997-2000)	239
T3. Tonka Maynor (1991-94)	239
5. Nicky Phillips (1994-97)	237

Home Runs

1. Trevor Edwards (2009-13)	39
2. Tim Giles (1994-96)	38
3. Jeremy Purcell (1997-2000)	37
T4. Tonka Maynor (1991-94)	25
T4. Cesar Trejo (2016-present)	25

Runs Batted In

1. Tonka Maynor (1991-94)	171
2. Trevor Edwards (2009-13)	165
3. Tim Giles (1994-96)	159
4. Nicky Phillips (1994-97)	151
5. Ryan Gordon (2000-04)	150

Earned Run Average (Min. 100 IP)

1. Sean Pick (1991-94)	3.03
2. Chris Mason (2003-05)	3.08
3. Patrick Currin (2003-06)	3.18
4. Jack Maynard (2017-Present)	3.19
5. Jason Parsons (1995-98)	3.31
6. Ryan Clark (2013-15)	3.62

Wins

1. Jason Parsons (1995-98)	34
2. Scooter Michael (2000-04)	32
3. Jonathon Jackson (1996-99)	30
4. Anthony Sylvester (1993-96)	24
5. Andrew Wantz (2015-present)	22
T6. Jarrett Santos (2003-04)	20
T6. Jay Kuykendall (1993-96)	20
T6. Taft Cable (1998-2001)	20
T6. Matt Frisbee (2016-present)	20

Strikeouts

1. Jonathon Jackson (1996-99)	301
2. Scooter Michael (2001-04)	297
3. Ryan Falcon (2003-07)	285
4. Jason Parsons (1995-98)	265
5. Warren Slack (2008-11)	251

The Last Time...

a player had four hits in a game

4-for-5, Tripp Shelton
at Wofford -- April 28, 2018

a player had six hits in a game

6-for-7, Sean Guite
vs. Princeton -- Mar. 15, 2014

a player had 5-8 RBIs in a game

5, Cesar Trejo
at Samford -- May 20, 2017

a player had two home runs in a game

Tripp Shelton
at Wofford -- April 28, 2018

a player hit a grand slam

Ryan Clinch
vs. ETSU -- April 13, 2018

UNCG hit two HRs in a game

Zach Kuchman / Jake Kusz
vs. ETSU -- April 14, 2018 -- Game 1

UNCG hit back-to-back home runs

Michael Goss / JoJo Underwood
vs. Michigan State -- Feb. 25, 2017

a player stole four bases in a game

Brandon Weber
at Duke -- April 20, 1999

a player pitched a complete game shutout

Matt Frisbee (7 innings)
vs. Furman -- April 17, 2016

a player stuck out 15 batters or more

16, Chris Mason
vs. ETSU -- March 25, 2005

UNCG was shut out

4-0 loss
at Samford -- May 18, 2017

UNCG scored 15-19 runs

15-5 (7 innings)
vs. The Citadel -- May 14, 2017

turned a triple play

5-4-3-2 GTP
at VMI -- May 7, 2017

a player had five hits in a game

5-for-5, Greg Hardison
at Lipscomb -- March 18, 2018

UNCG had 20 hits or more in a game

21 hits (18 1B, 1 2B, 2 HR)
vs. UNC Asheville -- March 28, 2017

a player had 9 RBI in a game (School Record)

9, Steve Moka
at Radford -- Mar. 30, 1997

a player hit three home runs in a game

Ricky Orton
vs. College of Charleston -- May 3, 2008

UNCG led off the game with an HR

Austin Embler
vs. High Point -- March 27, 2018

UNCG hit three or more HRs in a game

Andrew Moritz / Tripp Shelton (2)
at Wofford - April 28, 2018

a player stole three bases in a game

L.J. Kalawaia / Tripp Shelton
vs. NC A&T -- Mar. 22, 2016

a player pitched a complete game

Matt Frisbee
vs. Lipscomb -- March 16, 2018

a player stuck out 10-14 batters

11, Matt Frisbee
at Wofford -- April 27, 2018

UNCG shut out an opponent

2-0 win
vs. Charlotte -- April 3, 2018

UNCG scored 10-14 runs

11-5 - Win
at Wofford -- April 28, 2018

UNCG scored 20 runs or more

25-7 win
vs. Lafayette -- March 16, 2017

UNCG won on a walk off

6-3 win (10 innings)
vs. VMI -- March 23, 2018 - Game 2

Spartans In The Draft

Year	Name, Pos.	Round	Organization
2017	Jack Maynard, RHP	21st	Arizona Diamonbacks
2017	Ben Spitznagel, OF	27th	Oakland Athletics
2016	L.J. Kalawaia, OF	21st	Los Angeles Angels
2016	Hunter Smith, RHP	24th	Boston Red Sox
2016	Collin Woody, INF	38th	Baltimore Orioles
2015	Ryan Clark, RHP	5th	Atlanta Braves
2014	Max Povse, RHP	3rd	Atlanta Braves
2014	Dylan Thompson, RHP	31st	Colorado Rockies
2013	Cambric Moye, C	30th	Los Angeles Angels
2013	Dominique Vattuone, RHP	32nd	Oakland Athletics
2012	Tyler Holstegge, RHP	21st	Oakland Athletics
2011	Jarrett Miller, RHP	21st	Atlanta Braves
2010	Blake Hassebrock, RHP	8th	Oakland Athletics
2009	Rob Gilliam, RHP	8th	Oakland Athletics
2008	Ricky Orton, 1B	29th	Florida Marlins
2008	Matt Gaski, SS	34th	San Diego Padres
2007	Guy Welsh, 3B	18th	Seattle Mariners
2007	Lee Land, RHP	28th	Oakland Athletics
2007	Ryan Falcon, LHP	29th	Texas Rangers
2006	Jermaine Mitchell, OF	5th	Oakland Athletics
2006	Patrick Currin, RHP	22nd	Oakland Athletics
2005	Chris Mason, RHP	2nd	Tampa Bay Devil Rays
2004	Jason Metzger, LHP	23rd	Colorado Rockies
2004	Jarrett Santos, RHP	34th	Florida Marlins
2003	Ryan Gordon, LHP	43rd	Toronto Blue Jays
2002	Everett Hancock, LHP	28th	Detroit Tigers
2001	Taft Cable, RHP	8th	Philadelphia Phillies
1999	Corey McDonald, LHP	21st	Detroit Tigers
1998	Lance Surridge, RHP	15th	Boston Red Sox
1997	Lance Surridge, RHP	18th	Baltimore Orioles
1996	Tim Giles, 1B	20th	Toronto Blue Jays
1994	Tonka Maynor, OF/1B	27th	Pittsburgh Pirates
1994	Joey DeAngelis, 1B	33rd	Colorado Rockies
1994	Dan Schneider, C	36th	San Francisco Giants
1993	Brian Moehler, RHP	6th	Detroit Tigers
1993	Tonka Maynor, OF/1B	47th	Pittsburgh Pirates

2018 UNCG Baseball Roster

No.	Name	Pos.	B/T	Ht.	Wt.	Yr.	Hometown (Previous School)
1	Caleb Webster	INF	R/R	5-10	165	So.	Randleman, N.C. (Randleman)
2	Tripp Shelton	INF	R/R	5-11	165	Sr.	Winston-Salem, N.C. (West Forsyth)
3	Coleman Sawyer	C/OF	L/R	6-0	180	Fr.	Greenville, N.C. (JH Rose)
4	Andrew Moritz	OF	L/R	5-11	180	Jr.	Charlotte, N.C. (Providence)
6	Josh Madole	1B	L/L	6-1	200	Fr.	Hampstead, N.C. (Topsail)
7	Ryan Clinch	OF/C	L/R	6-3	180	Sr.	Jamestown, N.C. (Brunswick CC)
8	Austin Embler	INF	L/R	5-9	165	R-Jr.	Southern Pines, N.C. (Pinecrest)
10	Dillon Stewart	INF/OF	R/R	6-1	195	R-Sr.	Coats, N.C. (Brunswick CC)
12	Grayson Chapman	OF	L/L	6-2	190	Fr.	Stony Point, N.C. (Alexander Central)
13	Chase Bishop	C	R/R	5-8	185	Fr.	Mooresville, N.C. (Lake Norman)
14	Brandon Stephens	INF/RHP	R/R	6-3	195	So.	Willow Spring, N.C. (Wake Christian Academy)
15	Chad Sykes	RHP	R/R	5-11	170	Sr.	Creedmoor, N.C. (Voyager Academy)
18	Hogan Windish	INF	R/R	6-1	180	Fr.	Jefferson, N.C. (Ashe County)
20	Dan Loats	RHP	R/R	6-4	200	Sr.	Eden Prairie, Minn. (North Iowa Area CC)
21	Greg Hardison	INF	L/R	6-1	165	Fr.	Greenville, N.C. (JH Rose)
22	Alex Sova	RHP	R/R	6-7	235	Sr.	Midland, Mich. (Kellogg CC)
23	Easton Welch	RHP	R/R	6-0	190	R-Sr.	Randleman, N.C. (Gardner-Webb)
24	Cesar Trejo	INF	R/R	6-2	195	Jr.	Greensboro, N.C. (Ragsdale)
26	Ryan Caveness	C	R/R	6-2	205	So.	Greensboro, N.C. (Southern Guilford)
27	Jake Mayhew	RHP	R/R	6-0	190	R-So.	Winston-Salem, N.C. (West Forsyth)
28	Devin Ruiz	OF	R/R	6-2	215	Sr.	Pennsauken, N.J. (Paul VI)
29	Zach Kuchmaner	LHP	L/L	6-1	200	R-Jr.	Charlotte, N.C. (North Carolina)
30	Jack Maynard	RHP	R/R	5-11	190	Sr.	Crozet, Va. (Patrick Henry CC)
31	Andrew Wantz	RHP	L/R	6-4	240	Sr.	Holly Springs, N.C. (Holly Springs)
32	Jake Lewis	LHP	R/L	6-2	205	Jr.	Wendell, N.C. (Corinth Holders)
33	Matt Frisbee	RHP	R/R	6-5	230	Jr.	Candler, N.C. (Enka)
34	Jeremiah Triplett	RHP	R/R	6-2	200	R-So.	Wilkesboro, N.C. (West Wilkes)
35	Jake Kusz	C	R/R	6-3	220	R-Sr.	Durham, N.C. (Riverside)
36	Alex Hoppe	RHP	R/R	6-1	175	Fr.	Clinton, Iowa (Unity Christian)
37	Bryce Hensley	LHP	L/L	6-4	200	Sr.	Asheville, N.C. (Catawba Valley CC)
38	Trey Kissack	RHP	R/R	6-0	190	So.	Grand Island, Neb (Southeast CC)
44	Jack Ponder	RHP	R/R	6-6	190	Fr.	Candler, N.C. (Enka)

Head coach: #5 Link Jarrett -- 6th season (Florida State '96)

Assistant coach: #48 Jerry Edwards -- 6h season (North Carolina Wesleyan '99)

Assistant coach: #19 Joey Holcomb -- 6th season (Huntingdon, '06)

Volunteer assistant coach: #11 Blair Betts -- 1st season (UNCG '15)

Student Managers: Adam Hutson, Michael Bates

2018 UNCG Baseball Roster Breakdown

By Class:

Senior -- 12

Junior -- 7

Sophomore -- 6

Freshman -- 8

By State / Province:

North Carolina - 26

Minnesota - 1

Michigan - 1

New Jersey - 1

Nebraska - 1

Virginia - 1

Pronunciation

Andrew Moritz -- MORE-its

Cesar Trejo -- C-zer, TRAY-ho

Devin Ruiz -- REW-eez

Andrew Wantz -- WAAnce like Lance

Alex Hoppe -- HOP-ee

Josh Madole -- mah-DOLE

Ryan Caveness -- CAV-ness

Zach Kuchmaner - KOOCH - manner

Jake Kusz -- Kush

The Extra Base

UNCG's record when...

game is played at home	20-6	UNCG's starting pitcher is:	
game is played on the road	11-5	Matt Frisbee	9-2
game is played at a neutral site	0-0	Bryce Hensley	9-2
		Trey Kissack	1-2
game is played during the day	23-7	Jake Mayhew	3-1
game is played at night	8-4	Dan Loats	2-4
		Jake Lewis	6-0
opponent's starter is right-handed	19-6	wearing white jerseys	2-3
opponent's starter is left-handed	12-5	wearing pinstripes	5-2
		wearing gray jerseys	2-3
game is decided by one or two runs	9-7	wearing gold jerseys	10-2
game is decided by three or four runs	7-2	wearing navy blue jerseys	12-1
game is decided by five or more runs	15-2		
scoring 0-2 runs	1-4	opponent is from Alabama	3-0
scoring 3-5 runs	7-4	opponent is from Georgia	0-0
scoring 6-9 runs	12-3	opponent is from Michigan	1-0
scoring 10+ runs	11-0	opponent is from New York	4-2
		opponent is from North Carolina	11-4
allowing 0-2 runs	10-1	opponent is from Pennsylvania	3-0
allowing 3-5 runs	16-3	opponent is from South Carolina	3-1
allowing 6-9 runs	5-3	opponent is from Tennessee	5-4
allowing 10+ runs	0-4	opponent is from Virginia	2-1
		opponent is from Washington D.C.	3-0
scoring in the 1st inning	14-2	game-time temperature is at or above 70	7-5
opponent scores in the 1st inning	9-4	game-time temperature is below 69	24-6
scoring first	19-4		
opponent scores first	12-7		
leading after the 6th inning	27-4		
trailing after the 6th inning	2-6		
game is tied after six innings	2-1		
leading after the 7th inning	28-3		
trailing after the 7th inning	2-8		
game is tied after seven innings	1-0		
leading after the 8th inning	29-2		
trailing after the 8th inning	0-9		
game is tied after eight innings	2-0		
hitting no home runs	14-8		
hitting one home run	8-2		
hitting two or more home runs	9-1		
opponent hits no home runs	17-5		
opponent hits one home run	11-5		
opponent hits two or more home runs	3-1		
UNCG out-hits their opponent	27-4		
opponent out-hits UNCG	4-4		
hits are equal	0-3		
game followed a win	21-10		
game followed a loss	9-1		
making no errors	12-5		
making one error	16-4		
making two errors or more	3-2		
opponent makes no errors	10-4		
opponent makes one error	9-5		
opponent makes two errors or more	12-2		

Stats Central

Pitching By Inning

Inning	ERA	IP	H	R/ER	BB/SO	B/Avg
1st	3.86	42.0	35	21 / 18	18 / 50	.226
2nd	4.71	42.0	45	24 / 22	20 / 43	.285
3rd	3.00	42.0	40	18 / 14	13 / 35	.250
4th	3.43	42.0	37	18 / 16	21 / 44	.243
5th	5.14	42.0	38	26 / 24	21 / 50	.244
6th	4.93	42.0	46	26 / 23	24 / 46	.272
7th	3.00	42.0	28	18 / 14	17 / 51	.190
8th	3.64	42.0	32	17 / 17	11 / 48	.213
9th	4.34	37.1	36	20 / 18	18 / 49	.255
10th +	3.86	7.0	4	4 / 3	3 / 9	.222

Hitting By Inning

Inning	Avg	R	H	RBI	XBH	SLG%
1st	.337	33	56	29	12	.452
2nd	.309	30	50	26	21	.512
3rd	.317	35	53	29	15	.473
4th	.365	47	66	39	15	.530
5th	.385	45	70	41	18	.549
6th	.282	28	49	25	7	.362
7th	.296	27	50	26	16	.438
8th	.280	31	47	27	12	.399
9th	.284	15	27	14	8	.411
10th +	.346	9	9	9	2	.577

Situational Hitting

with bases empty295 (206-698)
with runners on342 (271-792)
with bases loaded341 (14-41)
with runners in scoring pos.332 (161-485)
pinch hitting143 (3-21)
with two outs285 (139-487)
two out RBI	101

Situational Pitching

with bases empty243 (192-790)
with runners on242 (151-625)
with bases loaded356 (16-45)
with runners in scoring pos.233 (90-386)
pinch hitting162 (6-37)
with two outs241 (115-478)
two-out RBIs	54

Starting Lineup by Batting Order

Opponent	First	Second	Third	Fourth	Fifth	Sixth	Seventh	Eighth	Ninth
Game 1: Feb. 16 vs. App State	Embler	Webster	Moritz	Stewart	Shelton	Kusz	Madole	Trejo	Clinch
Game 2: Feb. 17 vs. App State	Embler	Webster	Moritz	Stewart	Shellton	Kusz	Madole	Trejo	Clinch
Game 3: Feb. 18 vs. App State	Embler	Webster	Moritz	Stewart	Shelton	Trejo	Clinch	Kusz	Madole
Game 4: Feb. 20 vs. Oakland	Embler	Webster	Moritz	Stewart	Shelton	Trejo	Clinch	Caveness	Madole
Game 5: Feb. 23 at Tennessee	Embler	Webster	Moritz	Stewart	Shelton	Trejo	Clinch	Kusz	Madole
Game 6: Feb. 24 at Tennessee	Embler	Webster	Moritz	Stewart	Trejo	Shelton	Clinch	Kusz	Madole
Game 7: Feb. 25 at Tennessee	Embler	Webster	Moritz	Stewart	Trejo	Shelton	Madole	Kusz	Clinch
Game 8: Feb. 28 at Wake Forest	Embler	Webster	Moritz	Stewart	Trejo	Shelton	Madole	Kusz	Hardison
Game 9: Mar. 2 vs. Marist	Embler	Wesbter	Moritz	Stewart	Trejo	Madole	Clinch	Kusz	Hardison
Game 10: Mar. 3 vs. Marist	Embler	Webster	Moritz	Stewart	Trejo	Caveness	Madole	Kusz	Hardison
Game 11: Mar. 4 vs. Marist	Embler	Webster	Moritz	Stewart	Trejo	Shelton	Clinch	Ruiz	Hardison
Game 12: Mar. 7 at Elon	Embler	Webster	Moritz	Stewart	Trejo	Shelton	Madole	Caveness	Hardison
Game 13: Mar. 9 vs. Lafayette	Embler	Webster	Moritz	Stewart	Trejo	Shelton	Madole	Caveness	Hardison
Game 14: Mar. 10 vs. Lafayette	Embler	Webster	Moritz	Stewart	Trejo	Shelton	Madole	Caveness	Hardison
Game 15: Mar. 11 vs. Lafayette	Embler	Webster	Moritz	Stewart	Trejo	Shelton	Madole	Clinch	Hardison
Game 16: Mar. 6 at Winthrop	Embler	Webster	Moritz	Stewart	Trejo	Shelton	Madole	Clinch	Hardison
Game 17: Mar. 16 at Lipscomb	Embler	Webster	Moritz	Stewart	Trejo	Shelton	Madole	Caveness	Hardison
Game 18: Mar. 17 at Lipscomb	Embler	Webster	Moritz	Stewart	Trejo	Madole	Shelton	Hardison	Clinch
Game 19: Mar. 18 at Lipscomb	Embler	Webster	Moritz	Stewart	Trejo	Shelton	Madole	Caveness	Hardison
Game 20: Mar. 23 vs. VMI *	Embler	Webster	Moritz	Stewart	Trejo	Hardison	Shelton	Madole	Clinch
Game 21: Mar. 24 vs. VMI *	Embler	Webster	Moritz	Stewart	Trejo	Madole	Caveness	Hardison	Shelton
Game 22: Mar. 25 vs. VMI *	Moritz	Webster	Stewart	Trejo	Madole	Shelton	Clinch	Kusz	Hardison
Game 23: Mar. 27 vs. High Point	Embler	Webster	Moritz	Stewart	Trejo	Clinch	Shelton	Madole	Kusz
Game 24: Mar. 29 vs. Georgetown	Embler	Webster	Moritz	Stewart	Trejo	Clinch	Shelton	Madole	Kusz
Game 25: Mar. 30 vs. Georgetown	Embler	Webster	Moritz	Stewart	Trejo	Clinch	Shelton	Madole	Kusz
Game 26: Mar. 31 vs. Georgetown	Embler	Webster	Moritz	Stewart	Trejo	Shelton	Hardison	Caveness	Madole
Game 27: Apr. 2 vs. NC A&T	Embler	Webster	Moritz	Stewart	Trejo	Shelton	Madole	Kusz	Caveness
Game 28: April 3 vs. Charlotte	Embler	Webster	Moritz	Stewart	Trejo	Kuchmaner	Shelton	Clinch	Madole
Game 29: April 6 at Western Carolina *	Embler	Webster	Moritz	Stewart	Trejo	Kuchmaner	Clinch	Shelton	Madole
Game 30: April 7 at Western Carolina *	Embler	Webster	Moritz	Stewart	Trejo	Shelton	Kuchmaner	Caveness	Madole
Game 31: April 8 at Western Carolina *	Embler	Webster	Moritz	Stewart	Trejo	Kuchmaner	Clinch	Shelton	Madole
Game 32: April 10 at High Point	Embler	Webster	Moritz	Stewart	Trejo	Clinch	Shelton	Madole	Ruiz
Game 33: April 13 vs. ETSU *	Embler	Webster	Moritz	Trejo	Kuchmaner	Stewart	Clinch	Shelton	Madole
Game 34: April 14 vs. ETSU *	Embler	Webster	Moritz	Trejo	Kuchmaner	Stewart	Clinch	Shelton	Madole
Game 35: April 15 vs. ETSU *	Embler	Webster	Moritz	Trejo	Kuchmaner	Stewart	Shelton	Kusz	Madole
Game 36: April 17 vs. Wake Forest	Embler	Webster	Moritz	Trejo	Kuchmaner	Stewart	Shelton	Kusz	Madole
Game 37: April 20 vs. Samford *	Embler	Webster	Moritz	Trejo	Kuchmaner	Stewart	Clinch	Shelton	Madole
Game 38: April 21 vs. Samford *	Embler	Webster	Moritz	Trejo	Kuchmaner	Stewart	Clinch	Shelton	Madole
Game 39: April 22 vs. Samford *	Embler	Webster	Moritz	Trejo	Kuchmaner	Stewart	Shelton	Madole	Kusz
Game 40: April 27 at Wofford *	Embler	Webster	Moritz	Trejo	Shelton	Kuchmaner	Kusz	Clinch	Madole
Game 41: April 28 at Wofford *	Embler	Webster	Moritz	Trejo	Shelton	Stewart	Kusz	Caveness	Madole
Game 42: April 29 at Wofford *	Embler	Webster	Moritz	Trejo	Sheltong	Kuchmaner	Stewart	Clinch	Madole
Game 43: May 5 vs. Mercer *									
Game 44: May 6 vs. Mercer *									
Game 45: May 7 vs. Mercer *									
Game 46: May 8 vs. Winthrop									
Game 47: May 11 at The Citadel *									
Game 48: May 12 at The Citadel *									
Game 49: May 13 at The Citadel *									
Game 50: Mar. 13 vs. Elon									
Game 51: May 17 at Furman *									
Game 52: May 18 at Furman *									
Game 53: May 19 at Furman *									
Game 54: SoCon Tournament:									
Game 55: SoCon Tournament:									
Game 56: SoCon Tournament:									
Game 57: SoCon Tournament:									

Starting Lineup by Position

Opponent	C	1B	2B	3B	SS	LF	CF	RF	DH
Game 1: Feb. 16 vs. App State	Clinch	Madole	Embler	Webster	Shelton	Stewart	Moritz	Trejo	Kusz
Game 2: Feb. 17 vs. App State	Clinch	Madole	Embler	Webster	Shelton	Stewart	Moritz	Trejo	Kusz
Game 3: Feb. 18 vs. App State	Kusz	Madole	Embler	Webster	Shelton	Stewart	Moritz	Trejo	Clinch
Game 4: Feb. 20 vs. Oakland	Caveness	Madole	Embler	Webster	Shelton	Stewart	Moritz	Trejo	Clinch
Game 5: Feb. 23 at Tennessee	Clinch	Madole	Embler	Webster	Shelton	Stewart	Moritz	Trejo	Kusz
Game 6: Feb. 24 at Tennessee	Clinch	Madole	Embler	Webster	Shelton	Stewart	Moritz	Trejo	Kusz
Game 7: Feb. 25 at Tennessee	Clinch	Madole	Embler	Webster	Shelton	Stewart	Moritz	Trejo	Kusz
Game 8: Feb. 28 at Wake Forest	Kusz	Madole	Embler	Webster	Hardison	Stewart	Moritz	Trejo	Shelton
Game 9: Mar. 2 vs. Marist	Clinch	Madole	Embler	Webster	Hardison	Stewart	Moritz	Trejo	Kusz
Game 10: Mar. 3 vs. Marist	Caveness	Madole	Embler	Webster	Hardison	Stewart	Moritz	Trejo	Kusz
Game 11: Mar. 4 vs. Marist	Clinch	Ruiz	Embler	Webster	Hardison	Stewart	Moritz	Trejo	Shelton
Game 12: Mar. 7 at Elon	Caveness	Madole	Embler	Webster	Hardison	Stewart	Moritz	Trejo	Shelton
Game 13: Mar. 9 vs. Lafayette	Caveness	Madole	Embler	Webster	Hardison	Stewart	Moritz	Trejo	Shelton
Game 14: Mar. 10 vs. Lafayette	Caveness	Madole	Embler	Webster	Hardison	Stewart	Moritz	Trejo	Shelton
Game 15: Mar. 11 vs. Lafayette	Clinch	Madole	Embler	Webster	Hardison	Stewart	Moritz	Trejo	Shelton
Game 16: Mar. 14 at Winthrop	Clinch	Madole	Embler	Webster	Hardison	Stewart	Moritz	Trejo	Shelton
Game 17: Mar. 16 at Lipscomb	Caveness	Madole	Embler	Webster	Hardison	Stewart	Moritz	Trejo	Shelton
Game 18: Mar. 17 at Lipscomb	Clinch	Madole	Embler	Webster	Hardison	Stewart	Moritz	Trejo	Shelton
Game 19: Mar. 18 at Lipscomb	Caveness	Madole	Embler	Webster	Shelton	Stewart	Moritz	Trejo	Hardison
Game 20: Mar. 23 vs. VMI *	Clinch	Madole	Embler	Webster	Shelton	Stewart	Moritz	Trejo	Hardison
Game 21: Mar. 25 vs. VMI *	Caveness	Madole	Embler	Webster	Shelton	Stewart	Moritz	Trejo	Hardison
Game 22: Mar. 25 vs. VMI *	Clinch	Madole	Shelton	Webster	Hardison	Stewart	Moritz	Trejo	Kusz
Game 23: Mar. 27 vs. High Point	Clinch	Madole	Embler	Webster	Shelton	Stewart	Moritz	Trejo	Kusz
Game 24: Mar. 29 vs. Georgetown	Clinch	Madole	Embler	Webster	Shelton	Stewart	Moritz	Trejo	Kusz
Game 25: Mar. 30 vs. Georgetown	Clinch	Madole	Embler	Webster	Shelton	Stewart	Moritz	Trejo	Kusz
Game 26: Mar. 31 vs. Georgetown	Caveness	Madole	Embler	Webster	Shelton	Stewart	Moritz	Trejo	Hardison
Game 27: Apr. 2 vs. NC A&T	Caveness	Madole	Embler	Webster	Shelton	Stewart	Moritz	Trejo	Kusz
Game 28: April 3 vs. Charlotte	Clinch	Madole	Embler	Webster	Shelton	Stewart	Moritz	Trejo	Kuchmaner
Game 29: April 7 at Western Carolina *	Clinch	Madole	Embler	Webster	Shelton	Stewart	Moritz	Kuchmaner	Trejo
Game 30: April 8 at Western Carolina *	Caveness	Madole	Embler	Webster	Shelton	Stewart	Moritz	Kuchmaner	Trejo
Game 31: April 8 at Western Carolina *	Clinch	Madole	Embler	Webster	Shelton	Stewart	Moritz	Kuchmaner	Trejo
Game 32: April 10 at High Point	Clinch	Madole	Embler	Webster	Shelton	Stewart	Moritz	Trejo	Ruiz
Game 33: April 13 vs. ETSU *	Clinch	Madole	Embler	Webster	Shelton	Stewart	Moritz	Kuchmaner	Trejo
Game 34: April 14 vs. ETSU *	Clinch	Madole	Embler	Webster	Shelton	Stewart	Moritz	Trejo	Kuchmaner
Game 35: April 15 vs. ETSU *	Kusz	Madole	Embler	Webster	Shelton	Stewart	Moritz	Trejo	Kuchmaner
Game 36: April 17 vs. Wake Forest	Kusz	Madole	Embler	Webster	Shelton	Stewart	Moritz	Trejo	Kuchmaner
Game 37: April 20 vs. Samford *	Clinch	Madole	Embler	Webster	Shelton	Stewart	Moritz	Trejo	Kuchmaner
Game 38: April 21 vs. Samford *	Clinch	Madole	Embler	Webster	Shelton	Stewart	Moritz	Trejo	Kuchmaner
Game 39: April 22 vs. Samford *	Kusz	Madole	Embler	Webster	Shelton	Stewart	Moritz	Trejo	Kuchmaner
Game 40: April 27 at Wofford *	Clinch	Madole	Embler	Webster	Shelton	Kuchmaner	Moritz	Trejo	Kusz
Game 41: April 28 at Wofford *	Caveness	Madole	Embler	Webster	Shelton	Stewart	Moritz	Trejo	Kusz
Game 42: April 29 at Wofford *	Clinch	Madole	Embler	Webster	Shelton	Stewart	Moritz	Trejo	Kuchmaner
Game 43: May 5 vs. Mercer *									
Game 44: May 6 vs. Mercer *									
Game 45: May 7 vs. Mercer *									
Game 46: May 8 vs. Winthrop									
Game 47: May 11 at The Citadel *									
Game 48: May 12 at The Citadel *									
Game 49: May 13 at The Citadel *									
Game 50: Mar. 13 vs. Elon									
Game 51: May 17 at Furman *									
Game 52: May 18 at Furman *									
Game 53: May 19 at Furman *									
Game 54: SoCon Tournament:									
Game 55: SoCon Tournament:									
Game 56: SoCon Tournament:									
Game 57: SoCon Tournament:									

Notable Offensive Stats

HOME RUNS

Player	Opponent (Date)	Pitcher	Inning	Type
Stewart	App State (2/16)	Vaccacio	4th	Solo
Clinch	App State (2/16)	Vaccacio	5th	Solo
Kusz	App State (2/16)	Vaccacio	7th	Solo
Trejo	App State (2/16)	Howell	7th	Two-Run
Trejo	App State (2/17)	Bowman	7th	Two-Run
Shelton	Oakland (2/20)	Burkert	4th	Two-Run
Stewart	Tennessee (2/25)	Crochet	6th	Solo
Stewart	Tennessee (2/25)	Crochet	8th	Solo
Moritz	Wake Forest (2/28)	Shuster	1st	Two-Run
Kusz	Wake Forest (2/28)	Witt	9th	Three-Run
Trejo	Lafayette (3/13)	Kreyer	4th	Solo
Shelton	Lafayette (3/13)	Johnson	6th	Two-Run
Stewart	Lipscomb (3/17)	Kachmar	5th	Two-Run
Trejo	Lipscomb (3/17)	Kemp	13th	Grand Slam
Stewart	Lipscomb (3/18)	Thompson	2nd	Solo
Moritz	VMI (3/23)	Winder	3rd	Two-Run
Webster	VMI (3/23)	Eagle	10th	Three-Run
Kusz	VMI (3/25)	Staats	3rd	Solo
Embler	High Point (3/27)	Smith	1st	Solo
Stewart	High Point (3/27)	Smith	1st	Two-Run
Moritz	Georgetown (3/29)	Lamon	5th	Three-Run
Stewart	Georgetown (3/29)	Dana	7th	Solo
Clinch	Western Carolina (4/7)	Walter	2nd	Three-Run
Shelton	Western Carolina (4/7)	Walter	4th	Two-Run
Clinch	Western Carolina (4/8)	Purus	4th	Solo
Clinch	ETSU (4/13)	Kaczor	8th	Grand Slam
Kuchmaner	ETSU (4/14)	Simpler	2nd	Solo
Kusz	ETSU (4/14)	Maher	9th	Two-Run
Shelton	Samford (4/22)	Burns	5th	Two-Run
Shelton	Wofford (4/28)	Higginbotham	2nd	Solo
Shelton	Wofford (4/28)	Higginbotham	3rd	Three-Run
Moritz	Wofford (4/28)	Reginelli	6th	Solo
Shelton	Wofford (4/29)	Wallace	3rd	Two-Run

DOUBLE DIGIT HITS (21-4) * Record with double digit hits

Date	Opponent	Hits	Result
2/16	App State	11	W, 10-3
2/17	App State	16	W, 11-6
2/20	Oakland	15	W, 13-8
2/24	Tennessee	14	L, 11-4
2/28	Wake Forest	19	W, 11-5
3/2	Marist	16	W, 11-1
3/3	Marist	13	W, 6-3
3/7	Elon	11	W, 7-5
3/9	Lafayette	15	W, 14-5
3/10	Lafayette	13	W, 13-5
3/10	Lafayette	13	W, 5-2
3/16	Lipscomb	16	W, 9-3
3/17	Lipscomb	19	W, 13-9 (13)
3/23	VMI	14	W, 9-1
3/25	VMI	14	L, 8-7
3/27	High Point	13	W, 12-6
3/29	Georgetown	10	W, 7-3
4/7	Western Carolina	11	W, 9-3
4/10	High Point	11	L, 14-4
4/14	ETSU	11	L, 8-5
4/14	ETSU	14	W, 12-3
4/17	Wake Forest	14	L, 11-9
4/20	Samford	11	W, 7-5
4/21	Samford	12	W, 7-2
4/28	Wofford	15	W, 11-5
4/29	Wofford	17	W, 9-2

DOUBLE DIGIT RUNS (10-0) * Record with double digit runs

Date	Opponent	Runs	Result
2/16	App State	10	W, 10-3
2/17	App State	11	W, 11-6
2/20	Oakland	13	W, 13-8
2/28	Wake Forest	11	W, 11-5
3/2	Marist	11	W, 11-1
3/9	Lafayette	14	W, 14-5
3/10	Lafayette	13	W, 13-5
3/17	Lafayette	13	W, 13-9 (13)
3/27	High Point	12	W, 12-6
4/14	ETSU	12	W, 12-3
4/28	Wofford	11	W, 11-5

2018 Results

Feb 17, 2018	APPALACHIAN STATE	w	11-6	9	2-0-0	0-0-0	Wantz (W 2-0)	562	3:23
Feb 18, 2018	APPALACHIAN STATE	L	4-6	9	2-1-0	0-0-0	Kissack (L 0-1)	732	3:09
Feb 20, 2018	OAKLAND	w	13-8	9	3-1-0	0-0-0	Mayhew (W 1-0)	443	3:02
Feb 23, 2018	at Tennessee	L	2-3	9	3-2-0	0-0-0	Maynard (L 0-1)	1286	3:38
Feb 24, 2018	at Tennessee	L	4-11	9	3-3-0	0-0-0	Hensley (L 0-1)	1383	2:43
Feb 25, 2018	at Tennessee	w	3-2	9	4-3-0	0-0-0	Maynard (W 1-1)	1110	2:42
Feb 28, 2018	at Wake Forest	w	11-5	9	5-3-0	0-0-0	Maynard (W 2-1)	291	3:04
Mar 02, 2018	MARIST	w	11-1	9	6-3-0	0-0-0	Frisbee (W 1-0)	312	2:54
Mar 03, 2018	MARIST	w	6-3	9	7-3-0	0-0-0	Hensley (W 1-1)	302	2:40
Mar 04, 2018	MARIST	L	7-10	9	7-4-0	0-0-0	Loats (L 0-1)	347	3:45
Mar 07, 2018	at Elon	w	7-5	9	8-4-0	0-0-0	Maynard (W 3-1)	142	3:33
Mar 09, 2018	LAFAYETTE	w	14-5	9	9-4-0	0-0-0	Frisbee (W 2-0)	306	3:13
Mar 10, 2018	LAFAYETTE-1	w	13-5	9	10-4-0	0-0-0	Hensley (W 2-1)	295	3:12
Mar 10, 2018	LAFAYETTE-2	w	5-2	9	11-4-0	0-0-0	Maynard (W 3-1)	295	3:00
Mar 14, 2018	at Winthrop	w	3-2	9	12-4-0	0-0-0	Welch (W 1-0)	114	2:36
Mar 16, 2018	at Lipscomb	w	9-3	9	13-4-0	0-0-0	Frisbee (W 3-0)	127	3:10
Mar 17, 2018	at Lipscomb	w	13-9	(13)	14-4-0	0-0-0	Lewis (W 1-0)	277	4:39
Mar 18, 2018	at Lipscomb	L	2-3	9	14-5-0	0-0-0	Welch (L 1-1)	287	2:36
* Mar 23, 2018	VMI-1	w	9-1	9	15-5-0	1-0-0	Frisbee (W 4-0)	528	3:19
* Mar 23, 2018	VMI-2	w	6-3	(10)	16-5-0	2-0-0	Wantz (W 3-0)	576	3:00
* Mar 25, 2018	VMI	L	7-8	9	16-6-0	2-1-0	Maynard (L 4-2)	486	3:36
Mar 27, 2018	HIGH POINT	w	12-6	9	17-6-0	2-1-0	Welch (W 2-1)	367	3:33
Mar 29, 2018	GEORGETOWN	w	7-3	9	18-6-0	2-1-0	Lewis (W 2-0)	461	2:32
Mar 30, 2018	GEORGETOWN	w	5-2	9	19-6-0	2-1-0	Frisbee (W 5-0)	463	2:47
Mar 31, 2018	GEORGETOWN	w	5-4	9	20-6-0	2-1-0	Wantz (W 4-0)	531	2:30
Apr 02, 2018	NORTH CAROLINA A&T	L	2-3	9	20-7-0	2-1-0	Loats (L 0-2)	542	2:47
Apr 03, 2018	CHARLOTTE	w	2-0	9	21-7-0	2-1-0	Lewis (W 3-0)	603	2:06
* Apr 07, 2018	at Western Carolina	w	9-3	9	22-7-0	3-1-0	Frisbee (W 6-0)	456	3:01
* Apr 08, 2018	at Western Carolina-1	w	3-2	9	23-7-0	4-1-0	Hensley (W 3-1)	424	2:35
* Apr 08, 2018	at Western Carolina-2	w	5-3	9	24-7-0	5-1-0	Welch (W 3-1)	424	3:09
Apr 10, 2018	at High Point	L	4-14	9	24-8-0	5-1-0	Loats (L 0-3)	506	3:04
* Apr 13, 2018	ETSU	w	7-4	9	25-8-0	6-1-0	Frisbee (W 7-0)	832	2:28
* Apr 14, 2018	ETSU-1	L	5-8	9	25-9-0	6-2-0	Hensley (L 3-2)	673	3:06
* Apr 14, 2018	ETSU-2	w	12-3	9	26-9-0	7-2-0	Lewis (W 4-0)	673	2:49
Apr 17, 2018	WAKE FOREST	L	9-11	(11)	26-10-0	7-2-0	Triplett (L 0-1)	434	4:10
* Apr 20, 2018	SAMFORD	w	7-5	9	27-10-0	8-2-0	Frisbee (W 8-0)	403	3:02
* Apr 21, 2018	SAMFORD	w	7-2	9	28-10-0	9-2-0	Hensley (W 4-2)	607	2:44
* Apr 22, 2018	SAMFORD	w	7-6	9	29-10-0	10-2-0	Welch (W 4-1)	395	2:32
* Apr 27, 2018	at Wofford	L	1-2	9	29-11-0	10-3-0	Maynard (L 4-3)	486	2:29
* Apr 28, 2018	at Wofford	w	11-5	9	30-11-0	11-3-0	Hensley (W 5-2)	391	2:53
* Apr 29, 2018	at Wofford	w	9-2	9	31-11-0	12-3-0	Wantz (W 5-0)	407	2:41

() extra inning game

2018 Overall Statistics

Record: 31-11 Home: 20-6 Away: 11-5 Conference: 12-3

Player	avg	gp-gs	ab	r	h	2b	3b	hr	rbi	tb	slg%	bb	hp	so	gdp	ob%	sf	sh	sb-att	po	a	e	fld%
4 Andrew Moritz	.433	42-42	164	42	71	7	8	4	43	106	.646	23	3	25	0	.500	4	3	11-14	89	0	0	1.000
24 Cesar Trejo	.360	42-42	164	29	59	14	5	4	44	95	.579	18	2	29	5	.418	5	0	19-19	65	1	3	.957
1 Caleb Webster	.356	42-42	180	38	64	3	0	1	27	70	.389	10	4	13	1	.400	1	11	5-6	18	77	5	.950
8 Austin Embler	.348	41-41	178	42	62	10	2	1	24	79	.444	23	2	34	1	.429	0	3	9-10	71	108	7	.962
21 Greg Hardison	.329	25-16	79	9	26	5	2	0	11	35	.443	3	0	10	0	.349	1	1	4-7	19	30	1	.980
10 Dillon Stewart	.320	41-41	153	36	49	9	2	7	29	83	.542	22	6	31	1	.425	0	1	12-12	59	4	0	1.000
6 Josh Madole	.299	42-41	144	29	43	9	1	0	17	54	.375	22	4	23	2	.406	0	1	2-4	342	15	4	.989
2 Tripp Shelton	.282	41-40	142	39	40	6	1	7	28	69	.486	15	5	29	1	.370	0	7	10-11	32	85	6	.951
7 Ryan Clinch	.243	31-27	103	11	25	1	0	4	13	38	.369	7	1	31	3	.295	1	1	1-6	239	24	0	1.000

29 Zach Kuchmaner	.263	20-13	57	9	15	3	1	1	7	23	.404	2	1	11	0	.295	1	3	3-5	6	0	0	1.000
26 Ryan Caveness	.233	15-12	43	4	10	3	0	0	10	13	.302	3	0	11	1	.283	0	2	1-1	116	19	0	1.000
35 Jake Kusz	.172	23-19	64	9	11	1	0	4	12	24	.375	7	2	17	2	.267	2	1	0-0	57	5	0	1.000
28 Devin Ruiz	.154	9-2	13	2	2	0	0	0	0	2	.154	2	0	4	0	.267	0	0	1-1	11	2	0	1.000
3 Coleman Sawyer	.000	7-0	6	0	0	0	0	0	0	0	.000	0	0	1	1	.000	0	0	0-0	1	0	0	1.000
Totals	.320	42	1490	299	477	71	22	33	265	691	.464	157	30	269	18	.392	15	34	78-96	1141	420	31	.981
Opponents	.242	42	1415	192	343	67	6	25	168	497	.351	166	54	425	25	.341	16	11	32-42	1095	404	52	.966

LOB - Team (332), Opp (329). DPs turned - Team (30), Opp (21). IBB - Team (2), Trejo 2, Opp (2). Picked off - Clinch 2, Kusz 2, Madole 2, Hardison 1, Kuchmaner 1, Embler 1, Trejo 1.

(All games Sorted by Earned run avg)

Player	era	w-l	app	gs	cg	sho	sv	ip	h	r	er	bb	so	2b	3b	hr	b/avg	wp	hp	bk	sfa	sha	
30 Jack Maynard	1.78	4-3	23	0	0	0/1	8	50.2	43	12	10	8	63	5	0	0	.231	4	4	2	2	1	
33 Matt Frisbee	2.88	8-0	11	11	1	0/0	0	72.0	60	25	23	21	96	14	1	7	.226	2	4	1	2	1	
31 Andrew Wantz	2.91	5-0	20	0	0	0/0	8	43.1	34	15	14	16	64	6	0	2	.218	1	4	0	2	1	
37 Bryce Hensley	3.66	5-2	11	11	1	0/0	0	64.0	66	31	26	14	62	10	1	1	.267	1	8	0	2	2	
32 Jake Lewis	4.25	4-0	18	6	0	0/1	0	42.1	35	22	20	24	51	6	2	2	.226	5	6	0	1	2	

23 Easton Welch	3.34	4-1	22	0	0	0/0	2	35.0	25	16	13	15	23	7	1	3	.207	3	11	0	2	2	
20 Dan Loats	4.56	0-3	12	6	0	0/0	0	25.2	26	19	13	16	21	5	1	2	.263	0	9	1	2	1	
27 Jake Mayhew	7.20	1-0	8	5	0	0/0	0	20.0	20	17	16	21	20	4	0	2	.267	2	4	0	2	0	
34 Jeremiah Triplett	9.00	0-1	6	0	0	0/0	0	8.0	8	9	8	8	7	2	0	2	.267	4	1	0	1	0	
38 Trey Kissack	9.45	0-1	6	3	0	0/0	0	13.1	16	14	14	11	12	3	0	2	.296	6	3	1	0	0	
44 Jack Ponder	12.27	0-0	4	0	0	0/0	0	3.2	4	5	5	3	5	1	0	2	.308	0	0	0	0	1	
36 Alex Hoppe	18.00	0-0	3	0	0	0/0	0	2.0	4	4	4	7	1	2	0	0	.400	1	0	0	0	0	
22 Alex Sova	81.00	0-0	1	0	0	0/0	0	0.1	2	3	3	2	0	2	0	0	.667	1	0	0	0	0	
Totals	4.00	31-11	42	42	2	1/1	18	380.1	343	192	169	166	425	67	6	25	.242	30	54	5	16	11	
Opponents	6.36	11-31	42	42	1	0/0	8	365.0	477	299	258	157	269	71	22	33	.320	41	30	6	15	34	

PB - Team (14), Clinch 8, Kusz 3, Caveness 3, Opp (12). Pickoffs - Team (15), Welch 3, Clinch 3, Frisbee 2, Lewis 2, Loats 1, Hensley 1, Caveness 1, Mayhew 1, Ponder 1, Opp (10). SBA/ATT - Clinch (19-24), Caveness (8-13), Hensley (9-10), Frisbee (5-8), Lewis (5-6), Kusz (5-5), Welch (5-5), Maynard (3-4), Wantz (3-3), Loats (1-3), Mayhew (1-2), Kissack (0-1).

2018 Overall SoCon Statistics

Record: 12-3 Home: 7-2 Away: 5-1 Conference: 12-3

Player	avg	gp-gs	ab	r	h	2b	3b	hr	rbi	tb	slg%	bb	hp	so	gdp	ob%	sf	sh	sb-att	po	a	e	fld%
1 Caleb Webster	.424	15-15	59	15	25	1	0	1	16	29	.492	4	2	5	0	.477	0	7	1-2	5	21	2	.929
4 Andrew Moritz	.413	15-15	63	15	26	1	3	2	19	39	.619	3	1	13	0	.435	2	1	2-2	39	0	0	1.000
8 Austin Embler	.373	14-14	59	16	22	3	1	0	9	27	.458	6	0	10	0	.431	0	0	3-3	28	33	3	.953
2 Tripp Shelton	.339	15-15	56	20	19	4	1	5	12	40	.714	3	2	11	0	.393	0	1	3-3	18	50	4	.944
7 Ryan Clinch	.282	11-10	39	7	11	0	0	3	8	20	.513	2	0	17	0	.317	0	1	0-2	97	10	0	1.000
6 Josh Madole	.281	15-15	57	12	16	3	0	0	4	19	.333	2	0	12	0	.305	0	1	2-2	122	5	0	1.000
29 Zach Kuchmaner	.275	11-11	40	4	11	3	1	1	5	19	.475	2	0	8	0	.302	1	3	1-2	3	0	0	1.000
24 Cesar Trejo	.246	15-15	61	6	15	1	1	0	11	18	.295	5	1	17	1	.304	2	0	8-8	21	1	2	.917
10 Dillon Stewart	.220	14-14	50	6	11	1	0	0	4	12	.240	9	2	12	1	.361	0	1	4-4	16	2	0	1.000

26 Ryan Caveness	.182	3-3	11	0	2	0	0	0	3	2	.182	1	0	4	0	.250	0	1	0-0	33	5	0	1.000
35 Jake Kusz	.176	6-5	17	3	3	0	0	2	4	9	.529	1	1	6	0	.263	0	1	0-0	19	1	0	1.000
21 Greg Hardison	.125	6-3	16	1	2	0	0	0	1	2	.125	0	0	3	0	.125	0	0	1-1	1	1	0	1.000
28 Devin Ruiz	.000	1-0	1	0	0	0	0	0	0	0	.000	0	0	1	0	.000	0	0	0-0	0	0	0	.000
3 Coleman Sawyer	.000	1-0	1	0	0	0	0	0	0	0	.000	0	0	0	0	.000	0	0	0-0	0	0	0	.000
Totals	.308	15	530	105	163	17	7	14	96	236	.445	38	9	119	2	.361	5	17	25-29	406	143	13	.977
Opponents	.240	15	499	57	120	20	2	8	49	168	.337	44	18	153	10	.320	8	3	18-21	387	119	16	.969

LOB - Team (107), Opp (109). DPs turned - Team (11), Opp (2). IBB - Team (1), Trejo 1. Picked off - Kuchmaner 1, Trejo 1.

(Conference games only Sorted by Earned run avg)

Player	era	w-l	app	gs	cg	sho	sv	ip	h	r	er	bb	so	2b	3b	hr	b/avg	wp	hp	bks	sfa	sha
31 Andrew Wantz	0.51	2-0	6	0	0	0/0	2	17.2	7	1	1	7	28	0	0	0	.123	0	1	0	1	0
30 Jack Maynard	2.60	0-2	9	0	0	0/0	5	17.1	16	6	5	3	19	1	0	0	.246	2	1	0	1	0
37 Bryce Hensley	2.76	3-1	5	5	1	0/0	0	32.2	35	13	10	7	27	7	1	0	.273	0	3	0	0	2
33 Matt Frisbee	3.57	4-0	5	5	0	0/0	0	35.1	30	14	14	7	49	9	1	5	.236	0	3	0	2	0
32 Jake Lewis	5.40	1-0	5	4	0	0/0	0	16.2	17	11	10	14	15	1	0	2	.266	3	3	0	1	1

34 Jeremiah Triplett	0.00	0-0	1	0	0	0/0	0	1.2	1	1	0	3	1	0	0	0	.200	2	0	0	1	0
27 Jake Mayhew	0.00	0-0	1	0	0	0/0	0	0.1	0	0	0	1	0	0	0	0	.000	0	0	0	0	0
20 Dan Loats	4.50	0-0	2	1	0	0/0	0	4.0	6	3	2	1	5	1	0	0	.375	0	2	0	1	0
23 Easton Welch	5.59	2-0	6	0	0	0/0	1	9.2	8	8	6	1	9	1	0	1	.222	1	5	0	1	0
Totals	3.19	12-3	15	15	1	0/0	8	135.1	120	57	48	44	153	20	2	8	.240	8	18	0	8	3
Opponents	6.28	3-12	15	15	1	0/0	1	129.0	163	105	90	38	119	17	7	14	.308	12	9	2	5	17

PB - Team (5), Clinch 4, Kusz 1, Opp (2). Pickoffs - Team (6), Frisbee 2, Caveness 1, Loats 1, Lewis 1, Clinch 1, Opp (2).

SBA/ATT - Clinch (12-14), Hensley (7-8), Caveness (4-5), Lewis (4-4), Frisbee (2-4), Welch (3-3), Wantz (2-2), Kusz (2-2).

Season/Career Statistics

Record: 31-11 Home: 20-6 Away: 11-5 Conference: 12-3

Player	SEASON											CAREER																
	Avg	G-GS	AB	R	H	2B	3B	HR	RBI	BB	Hbp	SO	Sb-Att	Avg	G-GS	AB	R	H	2B	3B	HR	RBI	BB	Hbp	SO	Sb-Att		
4 Andrew Moritz	.433	42-42	164	42	71	7	8	4	43	23	3	25	11-14	.406	142-142	569	145	231	26	21	8	114	65	6	68	35-44		
24 Cesar Trejo	.360	42-42	164	29	59	14	5	4	44	18	2	29	19-19	.330	150-146	554	112	183	32	10	25	130	58	10	134	26-28		
1 Caleb Webster	.356	42-42	180	38	64	3	0	1	27	10	4	13	5-6	.370	93-91	381	78	141	17	5	2	67	24	5	30	7-9		
8 Austin Embler	.348	41-41	178	42	62	10	2	1	24	23	2	34	9-10	.328	119-109	439	88	144	19	4	4	63	53	3	82	16-21		
21 Greg Hardison	.329	25-16	79	9	26	5	2	0	11	3	0	10	4-7	.329	25-16	79	9	26	5	2	0	11	3	0	10	4-7		
10 Dillon Stewart	.320	41-41	153	36	49	9	2	7	29	22	6	31	12-12	.317	124-117	435	112	138	32	7	24	106	72	15	96	25-30		
6 Josh Madole	.299	42-41	144	29	43	9	1	0	17	22	4	23	2-4	.299	42-41	144	29	43	9	1	0	17	22	4	23	2-4		
2 Tripp Shelton	.282	41-40	142	39	40	6	1	7	28	15	5	29	10-11	.302	178-174	633	133	191	37	6	19	107	64	13	111	26-29		
7 Ryan Clinch	.243	31-27	103	11	25	1	0	4	13	7	1	31	1-6	.256	89-84	293	54	75	8	3	6	43	21	8	74	6-13		
=====																												
29 Zach Kuchmaner	.263	20-13	57	9	15	3	1	1	7	2	1	11	3-5	.275	40-19	91	14	25	3	2	1	16	5	1	18	3-6		
26 Ryan Caveness	.233	15-12	43	4	10	3	0	0	10	3	0	11	1-1	.233	15-12	43	4	10	3	0	0	10	3	0	11	1-1		
35 Jake Kusz	.172	23-19	64	9	11	1	0	4	12	7	2	17	0-0	.265	149-137	505	83	134	28	1	18	97	50	8	108	3-4		
28 Devin Ruiz	.154	9-2	13	2	2	0	0	0	0	2	0	4	1-1	.300	91-60	237	36	71	17	4	4	43	34	1	78	4-5		
3 Coleman Sawyer	.000	7-0	6	0	0	0	0	0	0	0	0	1	0-0	.000	7-0	6	0	0	0	0	0	0	0	0	1	0-0		
Totals	.320	42-42	1490	299	477	71	22	33	265	157	30	269	78-96															
Opponents	.242	42-42	1415	192	343	67	6	25	168	166	54	425	32-42															

(All games Sorted by Earned run avg)

Player	SEASON											CAREER														
	ERA	W-L	App	GS	CG	Sho	Sv	IP	H	R	ER	BB	SO	ERA	W-L	App	GS	CG	Sho	Sv	IP	H	R	ER	BB	SO
30 Jack Maynard	1.78	4-3	23	0	0	0	8	50.2	43	12	10	8	63	3.19	7-6	46	7	0	0	11	118.2	109	48	42	34	143
33 Matt Frisbee	2.88	8-0	11	11	1	0	0	72.0	60	25	23	21	96	4.02	21-7	43	42	3	1	0	237.1	222	120	106	82	221
31 Andrew Wantz	2.91	5-0	20	0	0	0	8	43.1	34	15	14	16	64	3.83	22-8	96	11	0	0	17	242.0	212	115	103	98	261
37 Bryce Hensley	3.66	5-2	11	11	1	0	0	64.0	66	31	26	14	62	4.86	17-13	46	39	2	0	0	218.1	239	143	118	75	186
32 Jake Lewis	4.25	4-0	18	6	0	0	0	42.1	35	22	20	24	51	5.37	7-3	50	16	0	0	0	110.2	111	70	66	68	116
23 Easton Welch	3.34	4-1	22	0	0	0	2	35.0	25	16	13	15	23	5.71	4-2	41	0	0	0	2	52.0	57	40	33	28	39
20 Dan Loats	4.56	0-3	12	6	0	0	0	25.2	26	19	13	16	21	5.08	8-6	29	20	0	0	2	108.0	114	73	61	52	98
27 Jake Mayhew	7.20	1-0	8	5	0	0	0	20.0	20	17	16	21	20	8.87	1-0	11	5	0	0	0	22.1	26	23	22	24	22
34 Jeremiah Triplett	9.00	0-1	6	0	0	0	0	8.0	8	9	8	8	7	11.81	0-1	9	0	0	0	0	10.2	11	15	14	15	12
38 Trey Kissack	9.45	0-1	6	3	0	0	0	13.1	16	14	14	11	12	9.45	0-1	6	3	0	0	0	13.1	16	14	14	11	12
44 Jack Ponder	12.27	0-0	4	0	0	0	0	3.2	4	5	5	3	5	12.27	0-0	4	0	0	0	0	3.2	4	5	5	3	5
36 Alex Hoppe	18.00	0-0	3	0	0	0	0	2.0	4	4	4	7	1	18.00	0-0	3	0	0	0	0	2.0	4	4	4	7	1
22 Alex Sova	81.00	0-0	1	0	0	0	0	0.1	2	3	3	2	0	4.57	1-0	17	0	0	0	1	21.2	17	13	11	24	18
Totals	4.00	31-11	42	42	2	1	18	380.1	343	192	169	166	425													
Opponents	6.36	11-31	42	42	1	0	8	365.0	477	299	258	157	269													

Team Batting Game-By-Game Stats

Date	Opponent	ab	r	h	rbi	2b	3b	hr	tb	bb	ibb	sb	cs	hbp	sac	sf	gdp	k	po	a	e	lob	avg
Feb 16	APPALACHIAN STATE	35	10	11	10	2	0	4	25	2	0	2	0	0	0	0	1	8	27	4	0	3	.314
Feb 17	APPALACHIAN STATE	37	11	16	10	4	0	1	23	3	0	1	0	2	0	0	2	3	27	11	0	7	.375
Feb 18	APPALACHIAN STATE	38	4	13	3	2	0	0	15	2	0	0	1	1	0	0	0	5	27	8	1	10	.364
Feb 20	OAKLAND	36	13	15	12	4	2	1	26	8	0	3	1	0	1	1	0	6	27	15	1	9	.377
Feb 23	at Tennessee	30	2	6	2	0	0	0	6	8	0	4	0	1	0	0	2	4	24	9	2	10	.347
Feb 24	at Tennessee	40	4	14	4	2	0	0	16	0	0	0	0	0	0	0	1	2	24	13	0	9	.347
Feb 25	at Tennessee	32	3	6	3	1	0	2	13	3	0	4	1	0	1	1	0	7	27	11	1	7	.327
Feb 28	at Wake Forest	43	11	19	10	3	1	2	30	2	0	1	1	0	1	0	0	6	27	8	1	8	.344
Mar 02	MARIST	40	11	16	11	5	2	0	25	7	0	3	0	0	0	0	0	6	27	13	0	12	.350
Mar 03	MARIST	34	6	13	4	0	1	0	15	2	0	1	1	1	0	0	3	4	27	15	1	7	.353
Mar 04	MARIST	36	7	8	3	2	0	0	10	9	0	2	0	2	0	1	0	14	27	13	0	14	.342
Mar 07	at Elon	37	7	11	6	1	0	0	12	5	0	5	0	0	1	0	0	10	27	12	2	9	.338
Mar 09	LAFAYETTE	36	14	15	13	3	0	2	24	8	0	5	0	1	0	2	0	2	27	7	1	9	.344
Mar 10	LAFAYETTE	38	13	13	8	2	0	0	15	8	0	1	0	0	0	0	2	3	27	8	0	9	.344
Mar 10	LAFAYETTE	34	5	13	4	2	0	0	15	4	0	3	1	0	2	0	0	8	27	8	0	11	.346
Mar 14	at Winthrop	29	3	9	3	1	0	0	10	2	0	1	1	1	2	1	2	6	27	8	0	5	.344
Mar 16	at Lipscomb	39	9	16	8	5	0	0	21	5	0	3	1	2	1	0	0	4	27	8	1	11	.349
Mar 17	at Lipscomb	54	13	19	12	2	1	2	29	6	0	2	1	3	1	1	0	8	39	15	1	13	.349
Mar 18	at Lipscomb	34	2	8	2	2	0	1	13	2	0	0	1	1	1	0	0	1	24	15	0	9	.343
*Mar 23	VMI	36	9	14	6	1	1	1	20	4	1	4	1	2	0	0	0	7	27	8	1	9	.346
*Mar 23	VMI	33	6	7	5	0	0	1	10	3	0	0	0	0	1	1	0	11	30	14	1	5	.340
*Mar 25	VMI	39	7	14	5	1	0	1	18	2	0	4	0	0	0	0	1	9	27	4	1	7	.341
Mar 27	HIGH POINT	35	12	13	11	3	1	2	24	7	0	2	1	1	0	1	0	5	27	9	1	8	.342
Mar 29	GEORGETOWN	32	7	10	7	0	1	2	18	3	0	1	0	0	0	0	1	5	27	11	1	4	.341
Mar 30	GEORGETOWN	30	5	8	5	2	2	0	14	3	0	3	0	1	1	1	0	10	27	6	1	7	.338
Mar 31	GEORGETOWN	30	5	8	4	1	1	0	11	2	1	2	0	0	1	0	0	9	27	9	1	4	.336
Apr 02	NORTH CAROLINA A&T	30	2	5	1	1	0	0	6	6	0	0	0	1	1	0	0	3	27	14	1	9	.331
Apr 03	CHARLOTTE	26	2	4	2	2	0	0	6	3	0	1	1	0	1	0	0	3	27	9	0	4	.326
*Apr 07	at Western Carolina	38	9	11	9	2	1	2	21	3	0	3	1	0	1	0	0	7	27	10	0	6	.325
*Apr 08	at Western Carolina	32	3	7	3	0	0	0	7	1	0	0	0	0	2	0	0	9	27	16	0	5	.322
*Apr 08	at Western Carolina	31	5	8	4	2	1	1	15	3	0	1	0	0	2	0	0	7	27	13	0	4	.320
Apr 10	at High Point	34	4	11	3	1	0	0	12	5	0	1	1	0	1	0	2	3	24	7	0	9	.320
*Apr 13	ETSU	32	7	8	6	0	0	1	11	3	0	2	0	0	0	0	0	4	27	3	0	4	.318
*Apr 14	ETSU	38	5	11	5	1	0	2	18	0	0	0	1	0	0	0	0	11	27	10	3	6	.317
*Apr 14	ETSU	35	12	14	12	2	2	0	20	5	0	0	0	0	3	0	0	6	27	5	0	7	.320
Apr 17	WAKE FOREST	41	9	14	8	1	3	0	21	4	0	2	1	3	1	1	0	5	33	11	1	8	.320
*Apr 20	SAMFORD	32	7	11	6	1	1	0	14	5	0	3	0	1	2	0	1	9	27	9	1	9	.321
*Apr 21	SAMFORD	36	7	12	7	2	0	0	14	2	0	3	0	2	2	1	0	10	27	15	2	12	.321
*Apr 22	SAMFORD	30	7	7	7	2	1	1	14	2	0	0	0	3	0	0	0	5	27	9	2	4	.319
*Apr 27	at Wofford	32	1	7	1	2	0	0	9	0	0	2	1	0	2	0	0	17	25	11	0	6	.317
*Apr 28	at Wofford	43	11	15	11	1	0	3	25	3	0	1	0	0	2	1	0	3	27	10	1	11	.318
*Apr 29	at Wofford	43	9	17	9	0	0	1	20	2	0	2	0	1	0	2	0	4	27	6	1	12	.320
Totals		1490	299	477	265	71	22	33	691	157	2	78	18	30	34	15	18	269	1141	420	31	332	.320

Team Pitching Game-By-Game Stats

Date	Opponent	ip	h	r	er	bb	so	2b	3b	hr	wp	bk	hbp	dp	ibb	score	w-l	sv	era
Feb 16	APPALACHIAN STATE	9.0	5	3	3	5	10	2	0	0	0	0	0	0	0	10-3	1-0	0	3.00
Feb 17	APPALACHIAN STATE	9.0	8	6	6	5	12	1	0	0	1	0	2	3	0	11-6	2-0	1	4.50
Feb 18	APPALACHIAN STATE	9.0	4	6	6	8	14	1	0	2	0	1	2	0	0	4-6	2-1	1	5.00
Feb 20	OAKLAND	9.0	10	8	8	7	8	4	0	2	0	0	1	1	0	13-8	3-1	1	5.75
Feb 23	at Tennessee	8.0	6	3	2	6	9	2	0	0	0	1	0	0	0	2-3	3-2	1	5.11
Feb 24	at Tennessee	8.0	18	11	11	1	10	3	1	1	1	0	2	0	0	4-11	3-3	1	6.23
Feb 25	at Tennessee	9.0	8	2	2	3	7	0	0	1	2	1	1	0	0	3-2	4-3	2	5.61
Feb 28	at Wake Forest	9.0	7	5	5	8	10	0	1	0	0	1	1	1	0	11-5	5-3	3	5.53
Mar 02	MARIST	9.0	4	1	1	3	10	0	0	1	2	0	0	0	0	11-1	6-3	3	5.01
Mar 03	MARIST	9.0	8	3	2	3	8	0	0	0	3	0	1	4	0	6-3	7-3	4	4.70
Mar 04	MARIST	9.0	14	10	10	3	7	4	0	0	3	0	2	0	0	7-10	7-4	4	5.20
Mar 07	at Elon	9.0	5	5	3	10	14	0	0	1	0	0	2	0	0	7-5	8-4	5	5.01
Mar 09	LAFAYETTE	9.0	11	5	4	1	14	3	0	1	1	0	0	0	0	14-5	9-4	5	4.93
Mar 10	LAFAYETTE	9.0	11	5	5	4	13	4	0	0	2	0	1	0	0	13-5	10-4	5	4.94
Mar 10	LAFAYETTE	9.0	6	2	2	3	13	2	0	0	0	0	0	0	0	5-2	11-4	6	4.74
Mar 14	at Winthrop	9.0	6	2	2	2	10	1	0	1	0	0	0	0	0	3-2	12-4	7	4.56
Mar 16	at Lipscomb	9.0	4	3	2	3	13	0	0	0	0	1	1	0	0	9-3	13-4	7	4.41
Mar 17	at Lipscomb	13.0	12	9	8	5	13	4	0	0	1	0	4	3	0	13-9	14-4	7	4.50
Mar 18	at Lipscomb	8.0	7	3	3	3	3	2	0	1	0	0	1	1	1	2-3	14-5	7	4.45
*Mar 23	VMI	9.0	5	1	1	1	12	3	0	0	0	0	0	1	0	9-1	15-5	8	4.28
*Mar 23	VMI	10.0	10	3	3	3	13	2	0	0	0	0	0	1	0	6-3	16-5	8	4.19
*Mar 25	VMI	9.0	14	8	6	3	14	1	0	0	1	0	2	1	0	7-8	16-6	8	4.28
Mar 27	HIGH POINT	9.0	7	6	5	7	8	0	0	2	4	0	2	1	0	12-6	17-6	8	4.31
Mar 29	GEORGETOWN	9.0	7	3	3	2	11	2	1	0	0	0	3	1	0	7-3	18-6	9	4.25
Mar 30	GEORGETOWN	9.0	10	2	1	3	11	2	0	0	0	0	2	0	0	5-2	19-6	10	4.12
Mar 31	GEORGETOWN	9.0	4	4	3	2	11	1	0	1	0	0	1	0	0	5-4	20-6	10	4.08
Apr 02	NORTH CAROLINA A&T	9.0	9	3	2	3	9	2	1	1	1	0	4	1	0	2-3	20-7	10	4.00
Apr 03	CHARLOTTE	9.0	3	0	0	0	7	1	0	0	0	0	0	0	0	2-0	21-7	11	3.86
*Apr 07	at Western Carolina	9.0	7	3	3	1	10	1	0	1	0	0	1	0	0	9-3	22-7	11	3.83
*Apr 08	at Western Carolina	9.0	9	2	2	4	9	2	0	0	0	0	0	1	0	3-2	23-7	12	3.77
*Apr 08	at Western Carolina	9.0	6	3	3	7	4	0	0	0	4	0	2	2	0	5-3	24-7	13	3.75
Apr 10	at High Point	8.0	11	14	13	10	11	2	0	1	1	0	3	2	0	4-14	24-8	13	4.05
*Apr 13	ETSU	9.0	7	4	4	1	14	1	0	3	0	0	0	0	0	7-4	25-8	14	4.05
*Apr 14	ETSU	9.0	9	8	4	8	8	2	0	0	2	0	3	1	0	5-8	25-9	14	4.05
*Apr 14	ETSU	9.0	9	3	3	4	9	1	0	1	0	0	0	0	0	12-3	26-9	15	4.02
Apr 17	WAKE FOREST	11.0	18	11	9	12	6	4	0	1	0	0	0	1	1	9-11	26-10	15	4.13
*Apr 20	SAMFORD	9.0	10	5	5	2	13	2	1	1	1	0	1	0	0	7-5	27-10	16	4.15
*Apr 21	SAMFORD	9.0	9	2	1	0	3	0	0	0	0	0	0	1	0	7-2	28-10	16	4.07
*Apr 22	SAMFORD	9.0	6	6	5	3	10	0	0	1	0	0	6	1	0	7-6	29-10	17	4.09
*Apr 27	at Wofford	8.1	6	2	2	4	11	3	0	0	0	0	1	1	0	1-2	29-11	17	4.05
*Apr 28	at Wofford	9.0	8	5	5	1	11	2	1	1	0	0	2	1	0	11-5	30-11	18	4.07
*Apr 29	at Wofford	9.0	5	2	1	2	12	0	0	0	0	0	0	0	0	9-2	31-11	18	4.00
Totals		380.1	343	192	169	166	425	67	6	25	30	5	54	30	2	299-192	31-11	18	4.00

Miscellaneous Stats

Multiple Hit Games	2	3	4	5+	Total
4 Andrew Moritz	12	7	3	-	22
1 Caleb Webster	12	8	1	-	21
24 Cesar Trejo	13	4	1	-	18
6 Josh Madole	13	1	-	-	14
10 Dillon Stewart	12	1	1	-	14
8 Austin Embler	6	5	3	-	14
2 Tripp Shelton	7	1	1	-	9
21 Greg Hardison	3	2	1	1	7
7 Ryan Clinch	4	1	-	-	5
29 Zach Kuchmaner	2	-	-	-	2
35 Jake Kusz	1	-	-	-	1
26 Ryan Caveness	-	1	-	-	1
28 Devin Ruiz	1	-	-	-	1
TEAM	86	31	11	1	129

Multiple RBI Games	2	3	4	5+	Total
4 Andrew Moritz	10	3	1	-	14
24 Cesar Trejo	5	2	5	-	12
1 Caleb Webster	6	3	-	-	9
2 Tripp Shelton	7	-	1	1	9
10 Dillon Stewart	5	1	1	-	7
8 Austin Embler	3	2	-	-	5
6 Josh Madole	4	-	-	-	4
21 Greg Hardison	1	1	1	-	3
7 Ryan Clinch	1	1	1	-	3
26 Ryan Caveness	2	1	-	-	3
35 Jake Kusz	1	2	-	-	3
TEAM	45	16	10	1	72

Hitting Streaks	Longest	Current
8 Austin Embler	21	2
24 Cesar Trejo	20	1
29 Zach Kuchmaner	12	-
1 Caleb Webster	10	9
10 Dillon Stewart	10	2
7 Ryan Clinch	9	2
6 Josh Madole	8	2
4 Andrew Moritz	8	5
2 Tripp Shelton	7	7
21 Greg Hardison	5	-
26 Ryan Caveness	3	2
35 Jake Kusz	3	-
28 Devin Ruiz	1	-

Reached Base Streaks	Longest	Current
4 Andrew Moritz	35	35
10 Dillon Stewart	27	2
8 Austin Embler	25	2
6 Josh Madole	20	2
24 Cesar Trejo	20	1
29 Zach Kuchmaner	12	-
1 Caleb Webster	11	9
7 Ryan Clinch	10	2
2 Tripp Shelton	9	9
21 Greg Hardison	6	-
35 Jake Kusz	5	-
26 Ryan Caveness	3	2
28 Devin Ruiz	3	-

STARTERS SUMMARY

Player	GS	Position											Batting Order								
		p	c	1b	2b	3b	ss	lf	cf	rf	of	dh	1st	2nd	3rd	4th	5th	6th	7th	8th	9th
4 Andrew Moritz	42	42	.	.	.	1	.	41
24 Cesar Trejo	42	38	.	4	.	.	.	11	26	3	.	2	.
1 Caleb Webster	42	42	42
10 Dillon Stewart	41	41	1	31	.	8	1	.	.
8 Austin Embler	41	.	.	.	41	41
6 Josh Madole	41	.	.	41	1	3	13	6	18
2 Tripp Shelton	40	.	.	.	1	.	30	9	8	15	10	6	1
7 Ryan Clinch	27	.	25	2	4	13	5	5
35 Jake Kusz	19	.	5	14	2	2	11	4
21 Greg Hardison	16	12	4	1	1	2	12
29 Zach Kuchman	13	1	.	4	.	8	7	5	1	.	.
26 Ryan Caveness	12	.	12	1	1	9	1
37 Bryce Hensley	11	11
33 Matt Frisbee	11	11
32 Jake Lewis	6	6
20 Dan Loats	6	6
27 Jake Mayhew	5	5
38 Trey Kissack	3	3
28 Devin Ruiz	2	.	.	1	1	1	1

Individual Game-by-Game and Career Highs - Hitters



Career Single Game Highs

At Bats 6 (4 times)
 Hits 5 (3/7/17 vs. MDES)
 Runs 3 (5 times)
 RBI 4 (2 times)
 SB 1 (6 times)

1

CALEB WEBSTER

INF • R/R • 5-10 • 165 • So. • Randleman, N.C. (Randleman)



Date	Opponent	Pos	AB	R	H	RBI	2B	3B	HR	BB	SB	CS	HBP	SAC	SF	GDP	K	PO	A	E	Avg
Feb 16	APPALACHIAN STATE	*3b	3	0	0	0	0	0	0	1	0	0	0	0	0	0	0	1	0	0	.000
Feb 17	APPALACHIAN STATE	*3b	5	2	3	2	1	0	0	0	1	0	0	0	0	0	0	1	3	0	.375
Feb 18	APPALACHIAN STATE	*3b	5	1	3	0	0	0	0	0	0	0	0	0	0	0	0	0	2	0	.462
Feb 20	OAKLAND	*3b	4	1	2	0	0	0	0	1	0	0	0	0	0	0	0	2	1	0	.471
Feb 23	at Tennessee	*3b	5	0	1	0	0	0	0	0	1	0	0	0	0	1	0	1	3	0	.409
Feb 24	at Tennessee	*3b	4	0	2	2	0	0	0	0	0	0	0	0	0	0	0	1	2	0	.423
Feb 25	at Tennessee	*3b	3	0	0	0	0	0	0	0	0	0	0	1	0	0	0	1	3	1	.379
Feb 28	at Wake Forest	*3b	5	2	1	0	0	0	0	0	0	0	0	0	0	0	0	0	4	1	.353
Mar 02	MARIST	*3b	6	1	2	1	0	0	0	0	0	0	0	0	0	0	0	0	5	0	.350
Mar 03	MARIST	*3b	4	2	4	1	0	0	0	0	1	0	0	0	0	0	0	0	2	0	.409
Mar 04	MARIST	*3b	4	1	1	0	0	0	0	2	0	0	0	0	0	0	1	0	1	0	.396
Mar 07	at Elon	*3b	5	1	1	0	0	0	0	0	0	0	0	0	0	0	2	0	6	0	.377
Mar 09	LAFAYETTE	*3b	5	2	3	2	1	0	0	0	0	0	0	0	1	0	0	2	2	0	.397
Mar 10	LAFAYETTE-1	*3b	5	1	1	0	0	0	0	0	0	0	0	0	0	0	0	0	1	0	.381
Mar 10	LAFAYETTE-2	*3b	5	1	2	0	0	0	0	0	1	0	0	0	0	0	1	0	1	0	.382
Mar 14	at Winthrop	*3b	3	0	1	0	0	0	0	0	0	0	0	1	0	0	1	0	2	0	.380
Mar 16	at Lipscomb	*3b	6	0	3	0	0	0	0	0	0	0	0	0	0	0	0	0	1	0	.390
Mar 17	at Lipscomb	*3b	6	0	0	0	0	0	0	0	0	0	0	1	1	0	0	1	3	0	.361
Mar 18	at Lipscomb	*3b	5	0	0	0	0	0	0	0	0	0	0	0	0	0	0	0	1	0	.341
Mar 23	VMI-1	*3b	4	2	2	0	0	0	0	0	0	0	1	0	0	0	1	0	0	0	.348
Mar 23	VMI-2	*3b	5	2	3	3	0	0	1	0	0	0	0	0	0	0	0	0	1	0	.361
Mar 25	VMI	*3b	5	2	3	1	0	0	0	0	0	0	0	0	0	0	0	1	0	0	.373
Mar 27	HIGH POINT	*3b	4	3	2	0	0	0	0	0	0	0	1	0	0	0	2	1	4	1	.377
Mar 29	GEORGETOWN	*3b	4	1	2	0	0	0	0	0	0	0	0	0	0	0	0	0	0	0	.382
Mar 30	GEORGETOWN	*3b	4	0	0	0	0	0	0	0	0	0	0	0	0	0	0	0	1	0	.368
Mar 31	GEORGETOWN	*3b	3	1	1	1	0	0	0	1	0	0	0	0	0	0	0	0	1	0	.368
Apr 02	NORTH CAROLINA A&	*3b	4	0	0	0	0	0	0	0	0	0	0	1	0	0	0	0	3	0	.355
Apr 03	CHARLOTTE	*3b	4	0	0	0	0	0	0	0	0	0	0	0	0	0	0	1	1	0	.344
Apr 07	at Western Carolina	*3b	4	1	1	0	0	0	0	1	0	1	0	0	0	0	0	0	4	0	.341
Apr 08	at Western Carolina-1	*3b	3	0	1	0	0	0	0	0	0	0	0	1	0	0	1	1	3	0	.341
Apr 08	at Western Carolina-2	*3b	2	1	0	0	0	0	0	1	0	0	0	1	0	0	0	1	2	0	.336
Apr 10	at High Point	*3b	5	1	2	0	0	0	0	0	0	0	0	0	0	0	0	0	1	0	.338
Apr 13	ETSU	*3b	4	0	0	0	0	0	0	0	0	0	0	0	0	0	0	1	0	0	.329
Apr 14	ETSU-1	*3b	5	0	1	1	0	0	0	0	0	0	0	0	0	0	0	0	1	0	.324
Apr 14	ETSU-2	*3b	3	2	2	3	0	0	0	0	0	0	0	2	0	0	0	0	0	0	.331
Apr 17	WAKE FOREST	*3b	5	2	2	2	0	0	0	1	0	0	0	0	0	0	0	1	2	0	.333
Apr 20	SAMFORD	*3b	3	1	2	2	0	0	0	1	0	0	0	1	0	0	1	0	1	0	.340
Apr 21	SAMFORD	*3b	3	1	3	3	0	0	0	0	0	0	1	1	0	0	0	1	1	2	.352
Apr 22	SAMFORD	*3b	4	0	1	1	0	0	0	0	0	0	0	0	0	0	1	0	3	0	.349
Apr 27	at Wofford	*3b	4	0	2	0	1	0	0	0	0	0	0	0	0	0	1	0	1	0	.353
Apr 28	at Wofford	*3b	4	1	1	0	0	0	0	1	0	0	0	1	0	0	0	0	2	0	.351
Apr 29	at Wofford	*3b	6	2	3	2	0	0	0	0	1	0	0	0	0	0	0	0	2	0	.356
Totals		42gs	180	38	64	27	3	0	1	10	5	1	4	11	1	1	13	18	77	5	.356

On base pct. .400 • Slugging pct. .389

Year	avg	gp-gs	ab	r	h	2b	3b	hr	rbi	bb	so	sb-att
2017	.383	51-49	201	40	77	14	5	1	40	14	17	2-3
2018	.356	42-42	180	38	64	3	0	1	27	10	13	5-6
TOTAL	.370	93-91	381	78	141	17	5	2	67	24	30	7-9



2

TRIPP SHELTON

INF • R/R • 5-11 • 165 • Jr. • Winston-Salem, N.C. (West Forsyth)




Career Single Game Highs

At Bats 7 (3/17/18 at Lipscomb)
 Hits 5 (2/25/17 vs. Michigan St.)
 Runs..... 4 (4/28/18 at Wofford)
 RBI 5 (3 times)
 SB..... 3 (3/22/16 vs. NC A&T)

Date	Opponent	Pos	AB	R	H	RBI	2B	3B	HR	BB	SB	CS	HBP	SAC	SF	GDP	K	PO	A	E	Avg
Feb 16	APPALACHIAN STATE	*ss	3	1	1	2	0	0	0	1	1	0	0	0	0	0	0	0	1	0	.333
Feb 17	APPALACHIAN STATE	*ss	5	1	3	0	0	0	0	0	0	0	0	0	0	0	0	0	5	0	.500
Feb 18	APPALACHIAN STATE	*ss	5	0	0	1	0	0	0	0	0	0	0	0	0	0	0	0	1	0	.308
Feb 20	OAKLAND	*ss	2	2	1	2	0	0	1	1	0	0	0	0	0	0	1	2	1	1	.333
Feb 23	at Tennessee	*ss	3	0	0	0	0	0	0	0	0	0	1	0	0	0	2	1	2	0	.278
Feb 24	at Tennessee	*ss	3	0	1	0	0	0	0	0	0	0	0	0	0	0	0	1	0	0	.286
Feb 25	at Tennessee	*ss	3	0	0	0	0	0	0	0	1	0	0	0	0	0	1	0	0	0	.250
Feb 28	at Wake Forest	*dh	5	1	1	0	0	0	0	0	0	0	0	0	0	0	0	0	0	0	.241
Mar 03	MARIST	ph/dh	2	1	1	0	0	0	0	0	0	0	0	0	0	0	0	0	0	0	.258
Mar 04	MARIST	*dh	3	2	1	1	0	0	0	1	1	0	1	0	0	0	2	0	0	0	.265
Mar 07	at Elon	*dh	4	0	1	2	0	0	0	0	0	0	0	1	0	0	1	0	0	0	.263
Mar 09	LAFAYETTE	*dh	3	2	2	4	0	0	1	2	1	0	0	0	0	0	0	0	0	0	.293
Mar 10	LAFAYETTE-1	*dh	3	2	1	0	0	0	0	2	0	0	0	0	0	0	0	0	0	0	.295
Mar 10	LAFAYETTE-2	*dh	2	0	1	2	1	0	0	1	0	0	0	1	0	0	0	0	0	0	.304
Mar 14	at Winthrop	*dh	4	0	0	0	0	0	0	0	0	0	0	0	0	1	2	0	0	0	.280
Mar 16	at Lipscomb	*dh	4	2	1	0	0	0	0	0	1	0	1	0	0	0	0	0	0	0	.278
Mar 17	at Lipscomb	*dh	7	0	0	0	0	0	0	0	0	0	0	0	0	0	2	0	0	0	.246
Mar 18	at Lipscomb	*ss	4	0	0	0	0	0	0	0	0	0	0	0	0	0	1	1	5	0	.231
Mar 23	VMI-1	*ss	4	1	1	0	0	0	0	0	0	0	0	0	0	0	2	1	2	1	.232
Mar 23	VMI-2	*ss/2b	3	2	1	0	0	0	0	1	0	0	0	0	0	0	0	1	4	0	.236
Mar 25	VMI	*2b	4	1	1	0	0	0	0	0	0	0	0	0	0	0	0	2	2	0	.237
Mar 27	HIGH POINT	*ss	2	2	1	1	0	0	0	3	0	1	0	0	0	0	0	3	1	0	.244
Mar 29	GEORGETOWN	*ss	1	0	0	0	0	0	0	0	0	0	0	0	0	0	0	1	0	0	.241
Mar 30	GEORGETOWN	*ss	3	1	1	0	0	0	0	0	1	0	0	1	0	0	2	0	3	0	.244
Mar 31	GEORGETOWN	*ss	3	0	0	1	0	0	0	0	0	0	0	1	0	0	0	3	2	1	.235
Apr 02	NORTH CAROLINA A&	*ss	4	1	2	0	1	0	0	0	0	0	0	0	0	0	1	1	7	0	.247
Apr 03	CHARLOTTE	*ss	3	0	0	0	0	0	0	0	0	0	0	0	0	0	2	0	4	0	.239
Apr 07	at Western Carolina	*ss	4	2	1	2	0	0	1	0	1	0	0	0	0	0	0	1	0	3	.240
Apr 08	at Western Carolina-1	*ss	4	1	0	0	0	0	0	0	0	0	0	0	0	0	1	3	6	0	.230
Apr 08	at Western Carolina-2	*ss	4	0	1	0	1	0	0	0	0	0	0	0	0	0	0	2	3	0	.231
Apr 10	at High Point	*ss	1	0	0	0	0	0	0	1	0	0	0	1	0	0	0	0	0	0	.229
Apr 13	ETSU	*ss	4	0	0	0	0	0	0	0	0	0	0	0	0	0	1	0	1	0	.220
Apr 14	ETSU-1	*ss	4	1	2	0	1	0	0	0	0	0	0	0	0	0	0	1	6	1	.230
Apr 14	ETSU-2	*ss	2	1	0	1	0	0	0	1	0	0	0	1	0	0	1	0	3	0	.226
Apr 17	WAKE FOREST	*ss	4	1	2	0	0	0	0	0	1	0	0	1	0	0	1	2	2	0	.235
Apr 20	SAMFORD	*ss	3	1	1	0	0	1	0	1	2	0	0	0	0	0	2	3	2	1	.238
Apr 21	SAMFORD	*ss	3	2	2	0	1	0	0	0	0	0	1	0	0	0	0	1	6	0	.248
Apr 22	SAMFORD	*ss	3	2	1	2	0	0	1	0	0	0	1	0	0	0	0	1	5	0	.250
Apr 27	at Wofford	*ss	4	1	2	0	1	0	0	0	0	0	0	0	0	0	2	2	4	0	.258
Apr 28	at Wofford	*ss	5	4	4	5	0	0	2	0	0	0	0	0	0	0	1	1	1	0	.277
Apr 29	at Wofford	*ss	5	1	2	2	0	0	1	0	0	0	0	0	0	0	0	2	1	0	.282
Totals		40gs	142	39	40	28	6	1	7	15	10	1	5	7	0	1	29	32	85	6	.282

On base pct. .370 • Slugging pct. .486

Year	avg	gp-gs	ab	r	h	2b	3b	hr	rbi	bb	so	sb-att
2015	.252	47-45	139	19	35	7	0	3	19	12	25	4-5
2016	.357	31-31	129	32	46	9	3	3	15	13	21	9-9
2017	.314	59-58	223	43	70	15	2	6	45	24	36	3-4
2018	.282	41-40	142	39	40	6	1	7	28	15	29	10-11
TOTAL	.302	178-174	633	133	191	37	6	19	107	64	111	26-29



3

COLEMAN SAWYER

C/OF • L/R • 6-0 • 185 • Fr. • Greenville, N.C. (JH Rose)



Date	Opponent	Pos	AB	R	H	RBI	2B	3B	HR	BB	SB	CS	HBP	SAC	SF	GDP	K	PO	A	E	Avg
Feb 20	OAKLAND	ph	2	0	0	0	0	0	0	0	0	0	0	0	0	0	0	0	0	0	.000
Feb 24	at Tennessee	ph	1	0	0	0	0	0	0	0	0	0	0	0	0	0	0	0	0	0	.000
Mar 09	LAFAYETTE	of	0	0	0	0	0	0	0	0	0	0	0	0	0	0	0	0	0	0	.000
Mar 10	LAFAYETTE-1	of	1	0	0	0	0	0	0	0	0	0	0	0	0	0	0	1	0	0	.000
Mar 27	HIGH POINT	of	0	0	0	0	0	0	0	0	0	0	0	0	0	0	0	0	0	0	.000
Apr 10	at High Point	of	1	0	0	0	0	0	0	0	0	0	0	0	0	1	0	0	0	0	.000
Apr 14	ETSU-2	ph/of	1	0	0	0	0	0	0	0	0	0	0	0	0	0	0	0	0	0	.000
Totals		Ogs	6	0	0	0	0	0	0	0	0	0	0	0	0	1	1	1	0	0	.000

On base pct. .000 • Slugging pct. .000

Career Single Game Highs

At Bats 2 (2-20-18 vs. Oakland)

Hits N/A

Runs N/A

RBI N/A

SB N/A

Year	avg	gp-gs	ab	r	h	2b	3b	hr	rbi	bb	so	sb-att
2018	.000	7-0	6	0	0	0	0	0	0	0	1	0-0
TOTAL	.000	7-0	6	0	0	0	0	0	0	0	1	0-0



4

ANDREW MORITZ

OF • L/R • 5-11 • 180 • Jr. • Charlotte, N.C. (Providence)



Date	Opponent	Pos	AB	R	H	RBI	2B	3B	HR	BB	SB	CS	HBP	SAC	SF	GDP	K	PO	A	E	Avg
Feb 16	APPALACHIAN STATE	*of	4	1	1	0	0	0	0	0	0	0	0	0	0	0	2	2	0	0	.250
Feb 17	APPALACHIAN STATE	*of	5	1	2	2	1	0	0	0	0	0	0	0	0	0	0	1	0	0	.333
Feb 18	APPALACHIAN STATE	*of	5	1	3	0	1	0	0	0	0	0	0	0	0	0	0	1	0	0	.429
Feb 20	OAKLAND	*of	4	1	2	2	0	1	0	0	0	1	0	0	0	0	0	2	0	0	.444
Feb 23	at Tennessee	*of	2	1	1	0	0	0	3	2	0	0	0	0	0	0	0	0	0	0	.450
Feb 24	at Tennessee	*of	5	0	1	1	0	0	0	0	0	0	0	0	0	0	0	2	0	0	.400
Feb 25	at Tennessee	*of	3	0	0	1	0	0	0	0	0	0	0	0	1	0	0	2	0	0	.357
Feb 28	at Wake Forest	*of	4	1	2	3	0	0	1	0	1	0	0	1	0	0	0	2	0	0	.375
Mar 02	MARIST	*of	4	0	1	0	1	0	0	1	1	0	0	0	0	0	1	4	0	0	.361
Mar 03	MARIST	*of	4	1	2	2	0	0	0	0	0	1	0	0	0	0	1	2	0	0	.375
Mar 04	MARIST	*of	4	1	1	0	1	0	0	2	0	0	0	0	0	0	1	3	0	0	.364
Mar 07	at Elon	*of	5	2	2	0	0	0	0	0	0	0	0	0	0	0	2	1	0	0	.367
Mar 09	LAFAYETTE	*of	5	3	4	2	0	0	0	0	2	0	0	0	0	0	0	1	0	0	.407
Mar 10	LAFAYETTE-1	*of	4	1	3	2	0	0	0	0	0	0	0	0	0	0	1	1	0	0	.431
Mar 10	LAFAYETTE-2	*of	5	1	3	1	0	0	0	0	0	1	0	0	0	0	1	0	0	0	.444
Mar 14	at Winthrop	*of	2	1	0	0	0	0	0	1	0	0	0	1	0	0	0	1	0	0	.431
Mar 16	at Lipscomb	*of	4	0	1	0	0	0	0	1	0	0	0	0	0	0	1	3	0	0	.420
Mar 17	at Lipscomb	*of	4	3	2	1	1	0	0	1	0	0	1	0	1	0	1	1	0	0	.425
Mar 18	at Lipscomb	*of	2	0	0	0	0	0	0	1	0	0	1	0	0	0	0	0	0	0	.413
Mar 23	VMI-1	*of	4	2	2	2	0	0	1	1	0	0	0	0	0	0	0	1	0	0	.418
Mar 23	VMI-2	*of	4	0	2	1	0	0	0	0	0	0	0	0	0	0	1	4	0	0	.422
Mar 25	VMI	*of	5	1	2	1	1	0	0	0	0	0	0	0	0	0	1	1	0	0	.420
Mar 27	HIGH POINT	*of	4	2	3	2	1	1	0	1	0	0	0	0	0	0	0	3	0	0	.435
Mar 29	GEORGETOWN	*of	4	1	1	3	0	0	1	0	0	0	0	0	0	0	0	0	0	0	.427
Mar 30	GEORGETOWN	*of	1	1	0	0	0	0	0	3	2	0	0	0	0	0	0	3	0	0	.423
Mar 31	GEORGETOWN	*of	4	1	2	1	0	1	0	0	0	0	0	0	0	0	1	3	0	0	.426
Apr 02	NORTH CAROLINA A&	*of	3	0	1	0	0	0	0	1	0	0	0	0	0	0	0	1	0	0	.423
Apr 03	CHARLOTTE	*of	2	0	0	0	0	0	0	2	0	0	0	0	0	0	0	0	0	0	.415
Apr 07	at Western Carolina	*of	5	1	1	0	0	0	0	1	0	0	0	0	0	0	1	2	0	0	.405
Apr 08	at Western Carolina-1	*of	4	0	1	0	0	0	0	0	0	0	0	0	0	0	1	0	0	0	.400
Apr 08	at Western Carolina-2	*of	4	2	2	2	0	1	0	0	0	0	0	0	0	0	0	4	0	0	.403
Apr 10	at High Point	*of	3	1	3	0	0	0	2	1	0	0	0	0	0	0	0	6	0	0	.418
Apr 13	ETSU	*of	4	3	3	1	0	0	0	0	0	0	0	0	0	0	0	3	0	0	.429
Apr 14	ETSU-1	*of	4	0	1	0	0	0	0	0	0	0	0	0	0	0	2	7	0	0	.423
Apr 14	ETSU-2	*of	5	1	4	4	0	2	0	0	0	0	0	0	0	0	1	5	0	0	.437
Apr 17	WAKE FOREST	*of	5	2	4	1	0	2	0	1	0	0	0	0	0	0	0	5	0	0	.450
Apr 20	SAMFORD	*of	3	0	0	0	0	0	0	0	0	0	1	1	0	0	0	0	0	0	.441
Apr 21	SAMFORD	*of	5	1	1	2	0	0	0	1	0	0	0	0	0	0	2	2	0	0	.432
Apr 22	SAMFORD	*of	3	1	1	1	0	0	0	1	0	0	0	0	0	0	0	2	0	0	.430
Apr 27	at Wofford	*of	4	0	1	0	0	0	0	0	0	0	0	0	0	0	3	2	0	0	.426
Apr 28	at Wofford	*of	5	2	2	2	0	0	1	0	0	0	0	0	1	0	0	1	0	0	.425
Apr 29	at Wofford	*of	4	1	3	3	0	0	1	0	0	0	0	1	0	1	5	0	0	0	.433
Totals		42gs	164	42	71	43	7	8	4	23	11	3	3	3	4	0	25	89	0	0	.433

On base pct. .500 • Slugging pct. .646

Year	avg	gp-gs	ab	r	h	2b	3b	hr	rbi	bb	so	sb-att
2016	.400	41-41	165	43	66	11	7	1	33	18	21	8-10
2017	.392	59-59	240	60	94	8	6	3	38	24	22	16-20
2018	.433	42-42	164	42	71	7	8	4	43	23	25	11-14
TOTAL	.406	142-142	569	145	231	26	21	8	114	65	68	35-44



6

JOSH MADOLE

1B • L/L • 6-1 • 200 • Fr. • Hampstead, N.C. (Topsail)



Career Single Game Highs

At Bats 5 (3 times)
Hits 3 (4/28/18 at Wofford)
Runs 2 (9 times)
RBI 2 (4 times)
SB 1 (2 times)

Date	Opponent	Pos	AB	R	H	RBI	2B	3B	HR	BB	SB	CS	HBP	SAC	SF	GDP	K	PO	A	E	Avg
Feb 16	APPALACHIAN STATE	*1b	4	2	2	0	0	0	0	0	0	0	0	0	0	0	0	6	0	0	.500
Feb 17	APPALACHIAN STATE	*1b	2	1	1	1	1	0	0	2	0	0	0	0	0	1	0	5	0	0	.500
Feb 18	APPALACHIAN STATE	*1b	3	0	2	0	0	0	0	1	0	0	0	0	0	0	0	8	1	0	.556
Feb 20	OAKLAND	*1b	4	1	2	2	1	0	0	1	0	0	0	0	0	0	1	8	1	0	.538
Feb 23	at Tennessee	*1b	2	0	1	0	0	0	0	2	0	0	0	0	0	0	0	8	1	1	.533
Feb 24	at Tennessee	*1b	3	2	2	0	0	0	0	0	0	0	0	0	0	0	0	8	0	0	.556
Feb 25	at Tennessee	*1b	4	0	1	0	0	0	0	0	0	1	0	0	0	0	0	11	1	0	.500
Feb 28	at Wake Forest	*1b	5	0	1	1	0	0	0	0	0	1	0	0	0	0	1	8	0	0	.444
Mar 02	MARIST	*1b	3	1	0	1	0	0	0	2	0	0	0	0	0	0	1	12	0	0	.400
Mar 03	MARIST	*1b	3	0	0	0	0	0	0	0	0	0	1	0	0	0	1	8	1	0	.364
Mar 04	MARIST	1b	1	0	1	0	0	0	0	0	0	0	0	0	0	0	0	4	0	0	.382
Mar 07	at Elon	*1b	4	0	0	0	0	0	0	1	0	0	0	0	0	0	1	9	0	1	.342
Mar 09	LAFAYETTE	*1b	4	0	2	2	1	0	0	0	0	0	1	0	0	0	0	6	0	0	.357
Mar 10	LAFAYETTE-1	*1b	2	2	1	2	0	0	0	2	0	0	0	0	0	1	0	4	0	0	.364
Mar 10	LAFAYETTE-2	*1b	3	0	0	0	0	0	0	1	0	0	0	0	0	0	0	6	1	0	.340
Mar 14	at Winthrop	*1b	4	0	2	0	0	0	0	0	0	0	0	0	0	0	0	9	0	0	.353
Mar 16	at Lipscomb	*1b	3	2	1	1	1	0	0	2	0	0	0	0	0	0	0	8	1	0	.352
Mar 17	at Lipscomb	*1b	6	1	2	1	0	0	0	1	0	0	0	0	0	0	2	11	0	0	.350
Mar 18	at Lipscomb	*1b	3	0	0	0	0	0	0	1	0	0	0	0	0	0	0	13	1	0	.333
Mar 23	VMI-1	*1b	4	1	2	0	1	0	0	0	1	0	0	0	0	0	1	7	1	0	.343
Mar 23	VMI-2	*1b	4	0	0	0	0	0	0	0	0	0	0	0	0	0	2	11	1	0	.324
Mar 25	VMI	*1b	5	0	0	1	0	0	0	0	0	0	0	0	0	0	3	5	0	0	.303
Mar 27	HIGH POINT	*1b	4	2	2	0	1	0	0	1	0	0	0	0	0	0	0	7	1	0	.312
Mar 29	GEORGETOWN	*1b	4	0	1	0	0	0	0	0	0	0	0	0	0	0	1	11	0	0	.310
Mar 30	GEORGETOWN	*1b	3	1	1	2	0	1	0	0	0	0	1	0	0	0	1	7	0	1	.310
Mar 31	GEORGETOWN	*1b	3	1	2	0	1	0	0	0	0	0	0	0	0	0	0	8	1	0	.322
Apr 02	NORTH CAROLINA A&	*1b	2	0	0	0	0	0	0	2	0	0	0	0	0	0	1	10	0	0	.315
Apr 03	CHARLOTTE	*1b	2	0	0	0	0	0	0	1	0	0	0	0	0	0	0	10	0	0	.309
Apr 07	at Western Carolina	*1b	4	0	1	0	0	0	0	0	0	0	0	0	0	0	0	10	1	0	.306
Apr 08	at Western Carolina-1	*1b	3	0	0	0	0	0	0	0	0	0	0	0	0	0	0	10	0	0	.297
Apr 08	at Western Carolina-2	*1b	3	1	1	0	1	0	0	1	0	0	0	0	0	0	1	9	0	0	.298
Apr 10	at High Point	*1b	3	0	0	0	0	0	0	0	0	0	0	0	0	0	0	4	0	0	.290
Apr 13	ETSU	*1b	3	0	0	0	0	0	0	0	0	0	0	0	0	0	0	3	1	0	.282
Apr 14	ETSU-1	*1b	4	0	1	0	0	0	0	0	0	0	0	0	0	0	1	7	0	0	.281
Apr 14	ETSU-2	*1b	4	2	2	1	0	0	0	0	0	0	0	0	0	0	0	5	0	0	.288
Apr 17	WAKE FOREST	*1b	3	1	0	0	0	0	0	0	0	0	1	0	0	0	1	11	0	1	.281
Apr 20	SAMFORD	*1b	3	2	2	0	0	0	0	1	0	0	0	0	0	0	0	8	0	0	.290
Apr 21	SAMFORD	*1b	3	1	1	0	0	0	0	0	0	0	0	1	0	0	0	14	0	0	.291
Apr 22	SAMFORD	*1b	4	1	1	1	1	0	0	0	0	0	0	0	0	0	1	8	0	0	.290
Apr 27	at Wofford	*1b	3	0	0	0	0	0	0	0	0	0	0	0	0	0	2	10	0	0	.284
Apr 28	at Wofford	*1b	5	2	2	1	0	0	0	0	1	0	0	0	0	0	1	10	1	0	.288
Apr 29	at Wofford	*1b	5	2	3	0	0	0	0	0	0	0	0	0	0	0	0	5	0	0	.299
Totals		41gs	144	29	43	17	9	1	0	22	2	2	4	1	0	2	23	342	15	4	.299

On base pct. .406 • Slugging pct. .375

Year	avg	gp-gs	ab	r	h	2b	3b	hr	rbi	bb	so	sb-att
2018	.299	42-41	144	29	43	9	1	0	17	22	23	2-4
TOTAL	.299	42-41	144	29	43	9	1	0	17	22	23	2-4



7

RYAN CLINCH

C/OF • L/R • 6-3 • 180 • Sr. • Jamestown, N.C. (Brunswick CC)



Career Single Game Highs

At Bats 5 (6 times)
 Hits 3 (4 times)
 Runs 5 (3/5/17 vs. MDES)
 RBI 4 (2 times)
 SB 1 (5 times)

Date	Opponent	Pos	AB	R	H	RBI	2B	3B	HR	BB	SB	CS	HBP	SAC	SF	GDP	K	PO	A	E	Avg
Feb 16	APPALACHIAN STATE	*c	4	1	2	2	0	0	1	0	1	0	0	0	0	0	2	11	0	0	.500
Feb 17	APPALACHIAN STATE	*c	4	0	1	0	0	0	0	0	0	0	0	0	0	0	1	12	0	0	.375
Feb 18	APPALACHIAN STATE	*dh	4	0	2	0	0	0	0	0	0	0	1	0	0	0	1	0	0	0	.417
Feb 20	OAKLAND	*dh	1	1	0	1	0	0	0	1	0	0	0	0	1	0	0	0	0	0	.385
Feb 23	at Tennessee	*c	4	0	0	0	0	0	0	0	0	0	0	0	0	1	1	8	2	0	.294
Feb 24	at Tennessee	*c	3	0	1	0	0	0	0	0	0	0	0	0	0	1	0	6	2	0	.300
Feb 25	at Tennessee	*c	4	0	0	0	0	0	0	0	0	0	0	0	0	0	1	7	1	0	.250
Mar 02	MARIST	*c	3	0	0	0	0	0	0	1	0	0	0	0	0	0	0	8	2	0	.222
Mar 04	MARIST	*c	5	0	0	0	0	0	0	0	0	0	0	0	0	0	1	7	2	0	.188
Mar 10	LAFAYETTE-1	of	1	0	0	0	0	0	0	0	0	0	0	0	0	0	0	0	0	0	.182
Mar 10	LAFAYETTE-2	*c	4	0	1	0	0	0	0	0	0	0	0	0	0	0	1	14	1	0	.189
Mar 14	at Winthrop	*c	3	0	0	0	0	0	0	1	0	0	0	0	0	0	2	10	0	0	.175
Mar 17	at Lipscomb	*c	5	1	3	0	1	0	0	1	0	1	1	0	0	0	0	14	0	0	.222
Mar 18	at Lipscomb	ph	1	0	0	0	0	0	0	0	0	0	0	0	0	0	0	0	0	0	.217
Mar 23	VMI-1	*c	3	1	2	0	0	0	0	1	0	1	0	0	0	0	1	13	1	0	.245
Mar 23	VMI-2	of	0	1	0	0	0	0	0	1	0	0	0	1	0	0	0	0	0	0	.245
Mar 25	VMI	*c	4	1	1	0	0	0	0	0	0	0	0	0	0	0	3	14	0	0	.245
Mar 27	HIGH POINT	*c	4	0	0	0	0	0	0	0	0	0	0	0	0	0	1	8	0	0	.228
Mar 29	GEORGETOWN	*c	3	0	0	1	0	0	0	1	0	0	0	0	0	1	0	8	3	0	.217
Mar 30	GEORGETOWN	*c	4	1	1	0	0	0	0	0	0	0	0	0	0	0	3	11	0	0	.219
Apr 02	NORTH CAROLINA A&	ph/c	2	0	1	0	0	0	0	0	0	0	0	0	0	0	0	4	0	0	.227
Apr 03	CHARLOTTE	*c	3	0	1	1	0	0	0	0	0	1	0	0	0	0	0	7	0	0	.232
Apr 07	at Western Carolina	*c	4	1	1	3	0	0	1	0	0	0	0	0	0	0	2	10	0	0	.233
Apr 08	at Western Carolina-2	*c	4	1	1	1	0	0	1	0	0	0	0	0	0	0	1	4	1	0	.234
Apr 10	at High Point	*c	2	0	1	0	0	0	0	0	0	0	0	0	0	0	0	7	1	0	.241
Apr 13	ETSU	*c	4	1	1	4	0	0	1	0	0	0	0	0	0	0	2	14	1	0	.241
Apr 14	ETSU-1	*c	3	0	1	0	0	0	0	0	0	1	0	0	0	0	1	8	0	0	.244
Apr 20	SAMFORD	*c	4	1	1	0	0	0	0	0	0	0	0	0	0	0	2	11	2	0	.244
Apr 21	SAMFORD	*c	5	0	0	0	0	0	0	0	0	0	0	0	0	0	4	3	0	0	.232
Apr 27	at Wofford	*c	3	0	1	0	0	0	0	0	0	0	0	0	0	0	1	9	4	0	.235
Apr 29	at Wofford	*c	5	0	2	0	0	0	0	0	0	0	0	0	0	0	0	11	1	0	.243
Totals		27gs	103	11	25	13	1	0	4	7	1	5	1	1	1	3	31	239	24	0	.243

On base pct. .295 • Slugging pct. .369

Year	avg	gp-gs	ab	r	h	2b	3b	hr	rbi	bb	so	sb-att
2017	.263	58-57	190	43	50	7	3	2	30	14	43	5-7
2018	.243	31-27	103	11	25	1	0	4	13	7	31	1-6
TOTAL	.256	89-84	293	54	75	8	3	6	43	21	74	6-13



8

AUSTIN EMBLAR

INF • L/R • 5-9 • 165 • R-Jr. • Southern Pines, N.C. (Pinecrest)



Career Single Game Highs

At Bats 6 (8 times)
 Hits 4 (4 times)
 Runs 4 (4/8/17 vs. Furman)
 RBI 4 (3/16/17 vs. Lafayette)
 SB 1 (10 times)

Date	Opponent	Pos	AB	R	H	RBI	2B	3B	HR	BB	SB	CS	HBP	SAC	SF	GDP	K	PO	A	E	Avg	
Feb 16	APPALACHIAN STATE	*2b	5	0	0	0	0	0	0	0	0	0	0	0	0	0	4	0	3	0	.000	
Feb 17	APPALACHIAN STATE	*2b	5	2	2	0	1	0	0	0	0	0	0	0	0	0	0	7	3	0	.200	
Feb 18	APPALACHIAN STATE	*2b	5	0	1	0	0	0	0	0	0	0	0	0	0	0	1	0	2	0	.200	
Feb 20	OAKLAND	*2b	3	2	1	2	0	0	0	2	0	0	0	1	0	0	1	1	5	0	.222	
Feb 23	at Tennessee	*2b	4	0	1	0	0	0	0	1	0	0	0	0	0	0	0	1	1	1	.227	
Feb 24	at Tennessee	*2b	5	1	4	1	2	0	0	0	0	0	0	0	0	0	0	1	4	0	.333	
Feb 25	at Tennessee	*2b	4	1	2	0	1	0	0	1	1	0	0	0	0	0	0	0	4	0	.355	
Feb 28	at Wake Forest	*2b	6	2	4	1	0	0	0	0	0	0	0	0	0	0	1	2	1	0	.405	
Mar 02	MARIST	*2b	6	3	4	2	1	0	0	0	0	0	0	0	0	0	1	1	2	0	.442	
Mar 03	MARIST	*2b	5	0	1	0	0	0	0	0	0	0	0	0	0	0	1	0	5	0	.417	
Mar 04	MARIST	*2b	5	1	2	0	1	0	0	1	0	0	0	0	0	0	2	1	5	0	.415	
Mar 07	at Elon	*2b	4	2	1	0	0	0	0	1	0	0	0	0	0	0	1	2	3	1	.404	
Mar 09	LAFAYETTE	*2b	4	3	1	0	0	0	0	2	1	0	0	0	0	0	0	0	2	0	.393	
Mar 10	LAFAYETTE-1	*2b	4	2	1	0	0	0	0	2	0	0	0	0	0	0	1	1	4	0	.385	
Mar 10	LAFAYETTE-2	*2b	5	0	1	0	0	0	0	0	1	0	0	0	0	0	4	2	2	0	.371	
Mar 14	at Winthrop	*2b	4	1	1	0	0	0	0	0	0	0	0	0	0	1	1	1	1	0	.365	
Mar 16	at Lipscomb	*2b	4	0	1	1	0	0	0	1	0	0	1	0	0	0	1	1	1	0	.359	
Mar 17	at Lipscomb	*2b	6	3	3	3	0	1	0	2	1	0	0	0	0	0	1	2	5	0	.369	
Mar 18	at Lipscomb	*2b	4	0	1	1	0	0	0	0	0	0	0	1	0	0	0	4	2	0	.364	
Mar 23	VMI-1	*2b	5	2	3	3	0	1	0	0	2	0	0	0	0	0	0	1	2	0	.376	
Mar 23	VMI-2	*2b	3	1	1	0	0	0	0	0	0	0	0	0	0	0	2	1	3	0	.375	
Mar 27	HIGH POINT	*2b	5	1	1	1	0	0	1	0	0	0	0	0	0	0	0	2	3	0	.366	
Mar 29	GEORGETOWN	*2b	3	0	0	0	0	0	0	1	0	0	0	0	0	0	2	1	6	1	.356	
Mar 30	GEORGETOWN	*2b	4	0	3	1	1	0	0	0	0	0	0	0	0	0	1	2	1	0	.370	
Mar 31	GEORGETOWN	*2b	4	1	1	0	0	0	0	0	1	0	0	0	0	0	1	1	1	0	.366	
Apr 02	NORTH CAROLINA A&	*2b	3	1	1	0	0	0	0	1	0	0	1	0	0	0	0	4	0	1	.365	
Apr 03	CHARLOTTE	*2b	3	0	0	0	0	0	0	0	0	0	0	0	1	0	0	2	2	0	.356	
Apr 07	at Western Carolina	*2b	5	0	2	1	2	0	0	0	0	0	0	0	0	0	1	2	0	0	.358	
Apr 08	at Western Carolina-1	*2b	4	1	1	0	0	0	0	0	0	0	0	0	0	0	1	1	4	0	.354	
Apr 08	at Western Carolina-2	*2b	4	0	1	0	0	0	0	0	0	0	0	0	0	0	1	6	6	0	.351	
Apr 10	at High Point	*2b	3	0	1	1	0	0	0	2	0	1	0	0	0	0	0	2	4	0	.351	
Apr 13	ETSU	*2b	3	1	1	0	0	0	0	1	0	0	0	0	0	0	0	3	0	0	.350	
Apr 14	ETSU-1	*2b	5	1	1	0	0	0	0	0	0	0	0	0	0	0	1	3	2	2	.345	
Apr 14	ETSU-2	*2b	3	3	3	2	1	0	0	2	0	0	0	0	0	0	0	1	1	0	.359	
Apr 17	WAKE FOREST	*2b	6	0	1	1	0	0	0	0	1	0	0	0	0	0	0	2	3	0	.351	
Apr 20	SAMFORD	*2b	4	2	1	0	0	0	0	1	1	0	0	0	0	0	1	1	2	0	.348	
Apr 21	SAMFORD	*2b	4	2	2	0	0	0	0	1	0	0	0	0	0	0	0	1	7	0	.352	
Apr 22	SAMFORD	*2b	3	1	1	1	0	0	0	1	0	0	0	0	0	0	0	2	0	1	.352	
Apr 27	at Wofford	*2b	4	0	0	0	0	0	0	0	0	0	0	0	0	0	2	2	2	0	.343	
Apr 28	at Wofford	*2b	6	0	3	1	0	0	0	0	0	0	0	0	0	0	0	1	4	0	.349	
Apr 29	at Wofford	*2b	6	2	2	1	0	0	0	0	0	0	0	0	0	0	1	3	0	0	.348	
Totals			41gs	178	42	62	24	10	2	1	23	9	1	2	3	0	1	34	71	108	7	.348

On base pct. .429 • Slugging pct. .444

Year	avg	gp-gs	ab	r	h	2b	3b	hr	rbi	bb	so	sb-att
2015	.281	19-10	32	5	9	0	0	0	4	11	10	1-2
2017	.319	59-58	229	41	73	9	2	3	35	19	38	6-9
2018	.348	41-41	178	42	62	10	2	1	24	23	34	9-10
TOTAL	.328	119-109	439	88	144	19	4	4	63	53	82	16-21



10

DILLON STEWART

INF/OF • R/R • 6-1 • 195 • R-Sr. • Coats, N.C. (Brunswick CCI)



Career Single Game Highs

At Bats 6 (3/22/16 vs. NC A&T)
 Hits 3 (7 times)
 Runs..... 3 (7 times)
 RBI 6 (3/24/16 vs. Georgetown)
 SB..... 2 (3/7/18 at Elon)

Date	Opponent	Pos	AB	R	H	RBI	2B	3B	HR	BB	SB	CS	HBP	SAC	SF	GDP	K	PO	A	E	Avg	
Feb 16	APPALACHIAN STATE	*of	4	2	2	1	1	0	1	0	0	0	0	0	0	0	0	4	0	0	.500	
Feb 17	APPALACHIAN STATE	*of	4	2	1	1	0	0	0	0	0	0	1	0	0	0	0	0	0	0	.375	
Feb 18	APPALACHIAN STATE	*of	4	1	1	2	1	0	0	0	0	0	1	0	0	0	1	2	0	0	.333	
Feb 20	OAKLAND	*of	3	1	2	2	2	0	0	0	1	0	0	0	0	0	0	2	0	0	.400	
Feb 23	at Tennessee	*of	4	1	1	0	0	0	0	0	1	0	0	0	0	0	1	4	0	0	.368	
Feb 24	at Tennessee	*of	4	0	1	0	0	0	0	0	0	0	0	0	0	0	0	0	1	0	.348	
Feb 25	at Tennessee	*of	4	2	2	2	0	0	2	0	0	0	0	0	0	0	2	5	0	0	.370	
Feb 28	at Wake Forest	*of	5	0	2	2	1	0	0	0	0	0	0	0	0	0	2	2	0	0	.375	
Mar 02	MARIST	*of	3	1	1	0	0	0	0	2	0	0	0	0	0	0	1	0	0	0	.371	
Mar 03	MARIST	*of	3	1	1	0	0	0	0	1	0	0	0	0	0	0	0	1	0	0	.368	
Mar 04	MARIST	*of	3	0	0	0	0	0	0	2	0	0	0	0	0	0	1	0	0	0	.341	
Mar 07	at Elon	*of	3	1	2	2	1	0	0	2	2	0	0	0	0	0	0	2	0	0	.364	
Mar 09	LAFAYETTE	*of	4	2	1	0	0	0	0	1	1	0	0	0	0	0	1	1	0	0	.354	
Mar 10	LAFAYETTE-1	*of	3	3	2	0	1	0	0	1	0	0	0	0	0	0	0	0	0	0	.373	
Mar 10	LAFAYETTE-2	*of	4	2	3	0	0	0	0	1	0	0	0	0	0	0	1	2	0	0	.400	
Mar 14	at Winthrop	*of	3	1	1	0	0	0	0	0	1	0	1	0	0	0	0	3	0	0	.397	
Mar 16	at Lipscomb	*of	5	1	1	0	1	0	0	0	0	0	0	0	0	0	2	1	0	0	.381	
Mar 17	at Lipscomb	*of	7	3	4	3	0	0	1	0	0	0	0	0	0	0	1	4	0	0	.400	
Mar 18	at Lipscomb	*of	4	1	1	1	0	0	1	0	0	0	0	0	0	0	0	0	1	0	.392	
Mar 23	VMI-1	*of	3	0	1	1	0	0	0	1	0	0	1	0	0	0	0	1	0	0	.390	
Mar 23	VMI-2	*of	3	0	0	0	0	0	0	1	0	0	0	0	0	0	1	0	0	0	.375	
Mar 25	VMI	*of	4	0	2	0	0	0	0	1	1	0	0	0	0	0	0	3	0	0	.381	
Mar 27	HIGH POINT	*of	4	1	2	4	0	0	1	1	1	0	0	0	0	0	0	1	0	0	.386	
Mar 29	GEORGETOWN	*of	4	2	2	1	0	0	1	0	0	0	0	0	0	0	1	2	0	0	.391	
Mar 30	GEORGETOWN	*of	4	0	1	1	0	1	0	0	0	0	0	0	0	0	0	1	0	0	.385	
Mar 31	GEORGETOWN	*of	4	1	2	1	0	0	0	0	1	0	0	0	0	0	1	1	0	0	.390	
Apr 02	NORTH CAROLINA A&	*of	3	0	0	1	0	0	0	1	0	0	0	0	0	0	1	2	0	0	.379	
Apr 03	CHARLOTTE	*of	3	0	0	0	0	0	0	0	0	0	0	0	0	0	0	1	0	0	.368	
Apr 07	at Western Carolina	*of	4	1	1	0	0	0	0	1	0	0	0	0	0	0	1	2	1	0	.364	
Apr 08	at Western Carolina-1	*of	3	0	1	1	0	0	0	0	0	0	0	1	0	0	1	1	0	0	.363	
Apr 08	at Western Carolina-2	*of	4	0	0	0	0	0	0	0	0	0	0	0	0	0	1	1	0	0	.350	
Apr 10	at High Point	*of	4	0	0	0	0	0	0	0	0	0	0	0	0	0	3	1	0	0	.339	
Apr 13	ETSU	*of	3	1	0	0	0	0	0	1	0	0	0	0	0	0	0	1	1	0	.331	
Apr 14	ETSU-1	*of	4	1	1	0	0	0	0	0	0	0	0	0	0	0	3	1	1	0	.328	
Apr 14	ETSU-2	*of	4	1	1	1	0	0	0	0	0	0	0	0	0	0	1	2	0	0	.326	
Apr 17	WAKE FOREST	*of	3	1	2	1	0	1	0	1	0	0	1	0	0	0	0	1	0	0	.333	
Apr 20	SAMFORD	*of	3	0	0	0	0	0	0	1	0	0	0	0	0	0	1	1	0	0	.326	
Apr 21	SAMFORD	*of	4	0	1	1	0	0	0	1	2	0	0	0	0	0	1	1	0	0	.324	
Apr 22	SAMFORD	*of	4	0	0	0	0	0	0	0	0	0	0	0	0	0	1	2	0	0	.315	
Apr 28	at Wofford	*of	4	1	2	0	1	0	0	1	0	0	0	0	0	0	0	0	0	0	.320	
Apr 29	at Wofford	*of	3	1	1	0	0	0	0	1	1	0	1	0	0	0	0	0	0	0	.320	
Totals			41gs	153	36	49	29	9	2	7	22	12	0	6	1	0	1	31	59	4	0	.320

On base pct. .425 • Slugging pct. .542

Year	avg	gp-gs	ab	r	h	2b	3b	hr	rbi	bb	so	sb-att
2014	.211	11-4	19	2	4	1	0	1	4	1	6	0-1
2016	.335	59-59	209	62	70	19	4	14	62	45	45	9-11
2017	.278	13-13	54	12	15	3	1	2	11	4	14	4-6
2018	.320	41-41	153	36	49	9	2	7	29	22	31	12-12
TOTAL	.317	124-117	435	112	138	32	7	24	106	72	96	25-30



12

GRAYSON CHAPMAN

OF • L/L • 6-2 • 190 • Fr. • Stony Point, N.C. (Alexander Central)



Has yet to appear in a game.

Career Single Game Highs

At Bats N/A

Hits N/A

Runs..... N/A

RBI N/A

SB..... N/A



13

CHASE BISHOP

C • R/R • 5-8 • 185 • Fr. • Mooresville, N.C. (Lake Norman)



Has yet to appear in a game.

Career Single Game Highs

At Bats N/A

Hits N/A

Runs..... N/A

RBI N/A

SB..... N/A



18

HOGAN WINDISH

INF • R/R • 6-1 • 180 • Fr. • Jefferson, N.C. (Ashe County)



Has yet to appear in a game.

Career Single Game Highs

At BatsN/A

HitsN/A

Runs.....N/A

RBIN/A

SB.....N/A



Career Single Game Highs

At Bats 7 (3/17/18 at Lipscomb)
 Hits 5 (3/16/18 at Lipscomb)
 Runs 2 (3/2/18 vs. Marist)
 RBI 4 (3/16/18 at Lipscomb)
 SB 1 (4 times)

21

GREG HARDISON

INF • L/R • 6-1 • 165 • Fr. • Greenville, N.C. (JH Rose)



Date	Opponent	Pos	AB	R	H	RBI	2B	3B	HR	BB	SB	CS	HBP	SAC	SF	GDP	K	PO	A	E	Avg	
Feb 20	OAKLAND	ss	2	0	0	0	0	0	0	0	0	0	0	0	0	0	0	1	1	3	0	.000
Feb 24	at Tennessee	ss	1	0	1	0	0	0	0	0	0	0	0	0	0	0	0	2	0	0	0	.333
Feb 25	at Tennessee	ss	1	0	0	0	0	0	0	0	0	0	0	0	0	0	0	0	2	0	0	.250
Feb 28	at Wake Forest	*ss	4	1	3	0	0	1	0	1	0	0	0	0	0	0	1	1	0	0	0	.500
Mar 02	MARIST	*ss	5	2	3	3	2	1	0	0	0	0	0	0	0	0	1	0	2	0	0	.538
Mar 03	MARIST	*ss	4	1	1	0	0	0	0	0	0	0	0	0	0	0	0	4	5	1	0	.471
Mar 04	MARIST	*ss	4	0	1	2	0	0	0	0	0	0	0	0	1	0	1	2	1	0	0	.429
Mar 07	at Elon	*ss	4	1	1	0	0	0	0	0	1	0	0	0	0	0	1	0	1	0	0	.400
Mar 09	LAFAYETTE	*ss	4	0	0	0	0	0	0	1	0	0	0	0	0	0	1	2	1	0	0	.345
Mar 10	LAFAYETTE-1	*ss	5	0	0	0	0	0	0	0	0	0	0	0	0	0	0	1	2	0	0	.294
Mar 10	LAFAYETTE-2	*ss	2	1	0	0	0	0	0	1	1	0	0	1	0	0	0	0	0	0	0	.278
Mar 14	at Winthrop	*ss	3	0	2	0	0	0	0	0	0	1	0	0	0	0	0	0	3	0	0	.308
Mar 16	at Lipscomb	*ss	5	1	5	4	2	0	0	0	0	1	0	0	0	0	0	0	2	0	0	.386
Mar 17	at Lipscomb	*ss	7	1	2	0	0	0	0	0	1	0	0	0	0	0	0	3	4	0	0	.373
Mar 18	at Lipscomb	*dh	4	0	4	0	1	0	0	0	0	1	0	0	0	0	0	0	0	0	0	.418
Mar 23	VMI-1	*dh	5	0	0	0	0	0	0	0	0	0	0	0	0	0	1	0	0	0	0	.383
Mar 23	VMI-2	*dh	4	0	0	0	0	0	0	0	0	0	0	0	0	0	1	0	0	0	0	.359
Mar 25	VMI	*ss	4	1	2	0	0	0	0	0	1	0	0	0	0	0	0	1	0	0	0	.368
Mar 29	GEORGETOWN	ph/ss	3	0	1	1	0	0	0	0	0	0	0	0	0	0	0	2	2	0	0	.366
Mar 31	GEORGETOWN	*dh	3	0	0	0	0	0	0	0	0	0	0	0	0	0	1	0	0	0	0	.351
Apr 10	at High Point	ss	1	0	0	0	0	0	0	0	0	0	0	0	0	0	0	0	1	0	0	.347
Apr 14	ETSU-2	ph/ss	1	0	0	0	0	0	0	0	0	0	0	0	0	0	0	0	0	1	0	.342
Apr 17	WAKE FOREST	ph	1	0	0	0	0	0	0	0	0	0	0	0	0	0	0	0	0	0	0	.338
Apr 28	at Wofford	ph	1	0	0	1	0	0	0	0	0	0	0	0	0	0	0	0	0	0	0	.333
Apr 29	at Wofford	ph	1	0	0	0	0	0	0	0	0	0	0	0	0	0	1	0	0	0	0	.329
Totals			16gs	79	9	26	11	5	2	0	3	4	3	0	1	1	0	10	19	30	1	.329

On base pct. .349 • Slugging pct. .443

Year	avg	gp-gs	ab	r	h	2b	3b	hr	rbi	bb	so	sb-att
2018	.329	25-16	79	9	26	5	2	0	11	3	10	4-7
TOTAL	.329	25-16	79	9	26	5	2	0	11	3	10	4-7



Career Single Game Highs

At Bats 6 (2 times)
 Hits 4 (2 times)
 Runs 4 (2 times)
 RBI 5 (2 times)
 SB 2 (2 times)

24

CESAR TREJO

INF/OF • R/R • 6-2 • 195 • Jr. • Greensboro, N.C. (Ragsdale)



Date	Opponent	Pos	AB	R	H	RBI	2B	3B	HR	BB	SB	CS	HBP	SAC	SF	GDP	K	PO	A	E	Avg
Feb 16	APPALACHIAN STATE	*of	4	2	2	4	1	0	1	0	0	0	0	0	0	1	0	3	0	0	.500
Feb 17	APPALACHIAN STATE	*of	4	1	2	4	0	0	1	0	0	0	0	0	0	1	1	1	0	0	.500
Feb 18	APPALACHIAN STATE	*of	3	1	1	0	0	0	1	0	0	0	0	0	0	0	2	1	0	0	.455
Feb 20	OAKLAND	*of	4	2	2	0	1	1	0	1	1	0	0	0	0	0	0	1	0	0	.467
Feb 23	at Tennessee	*of	3	0	1	2	0	0	0	1	0	0	0	0	0	0	0	0	0	0	.444
Feb 24	at Tennessee	*of	4	0	1	0	0	0	0	0	0	0	0	0	0	0	1	0	0	0	.409
Feb 25	at Tennessee	*of	2	0	1	0	0	0	0	2	2	0	0	0	0	0	0	1	0	0	.417
Feb 28	at Wake Forest	*of	5	2	4	0	2	0	0	0	0	0	0	0	0	0	0	3	0	0	.483
Mar 02	MARIST	*of	4	1	3	4	1	1	0	1	0	0	0	0	0	0	0	1	0	0	.515
Mar 03	MARIST	*of	4	0	2	0	0	1	0	0	0	0	0	0	0	0	0	2	0	0	.514
Mar 04	MARIST	*of	4	1	1	0	0	0	0	0	0	0	1	0	0	0	2	2	0	0	.488
Mar 07	at Elon	*of	4	0	2	2	0	0	0	1	2	0	0	0	0	0	1	0	0	0	.489
Mar 09	LAFAYETTE	*of/of	3	2	3	3	1	0	1	1	0	0	0	0	1	0	0	3	0	0	.500
Mar 10	LAFAYETTE-1	*of	4	2	3	1	0	0	0	0	1	0	0	0	0	1	0	2	0	0	.519
Mar 10	LAFAYETTE-2	*of	4	0	2	1	1	0	0	0	0	0	0	0	0	0	0	2	0	0	.518
Mar 14	at Winthrop	*of	3	0	2	3	1	0	0	0	0	0	0	0	1	0	0	3	0	0	.525
Mar 16	at Lipscomb	*of	4	2	2	0	0	0	0	1	2	0	0	0	0	0	0	0	0	0	.524
Mar 17	at Lipscomb	*of	6	1	3	4	0	0	1	1	0	0	0	0	0	0	0	2	0	1	.522
Mar 18	at Lipscomb	*of	4	0	1	0	0	0	0	0	0	0	0	0	0	0	0	1	0	0	.507
Mar 23	VMI-1	*of	4	0	1	0	0	0	0	1	1	0	0	0	0	0	1	2	0	0	.494
Mar 23	VMI-2	*of/ss	3	0	0	1	0	0	0	0	0	0	0	0	1	0	2	1	1	1	.475
Mar 25	VMI	*of	4	0	2	1	0	0	0	1	2	0	0	0	0	1	1	0	0	1	.476
Mar 27	HIGH POINT	*of	4	1	0	0	0	0	0	1	1	0	0	0	0	0	1	2	0	0	.455
Mar 29	GEORGETOWN	*of	4	2	2	1	0	1	0	0	1	0	0	0	0	0	0	2	0	0	.457
Mar 30	GEORGETOWN	*of	4	1	1	0	1	0	0	0	0	0	0	0	0	0	1	3	0	0	.448
Mar 31	GEORGETOWN	*of	3	0	0	0	0	0	0	1	0	0	0	0	0	0	2	0	0	0	.434
Apr 02	NORTH CAROLINA A&	*of	4	0	0	0	0	0	0	0	0	0	0	0	0	0	0	0	0	0	.417
Apr 03	CHARLOTTE	*of	3	1	2	0	2	0	0	0	1	0	0	0	0	0	0	5	0	0	.425
Apr 07	at Western Carolina	*dh	4	2	2	2	0	0	0	1	1	0	0	0	0	0	1	0	0	0	.427
Apr 08	at Western Carolina-1	*dh	4	1	1	0	0	0	0	0	0	0	0	0	0	0	1	0	0	0	.421
Apr 08	at Western Carolina-2	*dh	3	0	1	0	0	0	0	1	1	0	0	0	0	0	1	0	0	0	.419
Apr 10	at High Point	*of	4	0	1	2	1	0	0	0	0	0	0	0	0	1	0	0	0	0	.413
Apr 13	ETSU	*dh	3	1	1	0	0	0	0	1	1	0	0	0	0	0	0	0	0	0	.411
Apr 14	ETSU-1	*of	4	0	1	1	0	0	0	0	0	0	0	0	0	0	2	0	0	0	.406
Apr 14	ETSU-2	*of	5	0	0	0	0	0	0	0	0	0	0	0	0	0	2	5	0	0	.391
Apr 17	WAKE FOREST	*of	4	1	1	2	1	0	0	1	0	0	0	0	1	0	1	4	0	0	.387
Apr 20	SAMFORD	*of	5	0	3	4	1	0	0	0	0	0	0	0	0	0	2	3	0	0	.394
Apr 21	SAMFORD	*of	5	0	1	0	0	0	0	0	0	0	0	0	0	0	2	4	0	0	.388
Apr 22	SAMFORD	*of	3	1	1	1	0	1	0	0	0	0	1	0	0	0	0	2	0	0	.387
Apr 27	at Wofford	*of	4	0	0	0	0	0	0	0	2	0	0	0	0	0	2	0	0	0	.377
Apr 28	at Wofford	*of	6	1	0	0	0	0	0	0	0	0	0	0	0	0	0	1	0	0	.363
Apr 29	at Wofford	*of	4	0	1	1	0	0	0	0	0	0	0	0	1	0	0	3	0	0	.360
Totals		42gs	164	29	59	44	14	5	4	18	19	0	2	0	5	5	29	65	1	3	.360

On base pct. .418 • Slugging pct. .579

Year	avg	gp-gs	ab	r	h	2b	3b	hr	rbi	bb	so	sb-att
2016	.363	51-47	179	43	65	7	3	9	30	15	42	3-3
2017	.280	57-57	211	40	59	11	2	12	56	25	63	4-6
2018	.360	42-42	164	29	59	14	5	4	44	18	29	19-19
TOTAL	.330	150-146	554	112	183	32	10	25	130	58	134	26-28



26

RYAN CAVENESS

C • R/R • 6-2 • 205 • So. • Greensboro, N.C. (Southern Guilford)



Date	Opponent	Pos	AB	R	H	RBI	2B	3B	HR	BB	SB	CS	HBP	SAC	SF	GDP	K	PO	A	E	Avg
Feb 20	OAKLAND	*c	4	2	3	1	0	0	0	1	1	0	0	0	0	0	1	7	1	0	.750
Feb 24	at Tennessee	c	1	0	0	0	0	0	0	0	0	0	0	0	0	0	0	4	1	0	.600
Mar 02	MARIST	*c	0	0	0	0	0	0	0	0	0	0	0	0	0	0	0	1	0	0	.600
Mar 03	MARIST	*c	3	0	1	1	0	0	0	1	0	0	0	0	0	1	1	9	1	0	.500
Mar 07	at Elon	*c	4	0	1	0	0	0	0	0	0	0	0	0	0	0	1	13	2	0	.417
Mar 09	LAFAYETTE	*c	4	0	0	0	0	0	0	0	0	0	0	0	0	0	0	8	2	0	.312
Mar 10	LAFAYETTE-1	*c	4	0	1	3	1	0	0	0	0	0	0	0	0	0	1	9	0	0	.300
Mar 16	at Lipscomb	*c	4	1	1	2	1	0	0	0	0	0	0	0	1	0	0	13	1	0	.292
Mar 18	at Lipscomb	*c	3	1	1	0	1	0	0	0	0	0	0	0	0	0	0	4	1	0	.296
Mar 23	VMI-2	*c	4	0	0	0	0	0	0	0	0	0	0	0	0	0	2	11	2	0	.258
Mar 27	HIGH POINT	c	0	0	0	0	0	0	0	0	0	0	0	0	0	0	0	0	0	0	.258
Mar 31	GEORGETOWN	*c	3	0	0	0	0	0	0	0	0	0	0	0	0	0	3	10	3	0	.235
Apr 02	NORTH CAROLINA A&	*c	2	0	0	0	0	0	0	0	0	0	0	0	0	0	0	5	2	0	.222
Apr 08	at Western Carolina-1	*c	4	0	1	2	0	0	0	0	0	0	0	0	0	0	2	10	1	0	.225
Apr 28	at Wofford	*c	3	0	1	1	0	0	0	1	0	0	0	1	0	0	0	12	2	0	.233
Totals			12gs	43	4	10	10	3	0	3	1	0	0	2	0	1	11	116	19	0	.233

On base pct. .283 • Slugging pct. .302

Career Single Game Highs

At Bats 4 (9 times)
 Hits 3 (2/20/18 vs. Oakland)
 Runs 2 (2/20/18 vs. Oakland)
 RBI 3 (3/10/18 vs. Lafayette)
 SB 1 (2/20/18 vs. Oakland)

Year	avg	gp-gs	ab	r	h	2b	3b	hr	rbi	bb	so	sb-att
2018	.233	15-12	43	4	10	3	0	0	10	3	11	1-1
TOTAL	.233	15-12	43	4	10	3	0	0	10	3	11	1-1



28

DEVIN RUIZ

1B/OF • R/R • 6-2 • 215 • Sr. • Pennsauken, N.J. (Paul VI)



Date	Opponent	Pos	AB	R	H	RBI	2B	3B	HR	BB	SB	CS	HBP	SAC	SF	GDP	K	PO	A	E	Avg
Feb 17	APPALACHIAN STATE	ph/dh	1	0	0	0	0	0	0	0	0	0	0	0	0	0	0	0	0	0	.000
Feb 20	OAKLAND	ph/of	2	0	0	0	0	0	0	0	0	0	0	0	0	0	0	0	0	0	.000
Feb 24	at Tennessee	1b	1	0	0	0	0	0	0	0	0	0	0	0	0	0	0	1	0	0	.000
Mar 02	MARIST	ph	1	0	0	0	0	0	0	0	0	0	0	0	0	0	0	0	0	0	.000
Mar 04	MARIST	*1b	3	1	0	0	0	0	0	1	1	0	0	0	0	0	3	7	1	0	.000
Mar 09	LAFAYETTE	of	0	0	0	0	0	0	0	0	0	0	0	0	0	0	0	0	0	0	.000
Mar 10	LAFAYETTE-1	1b	0	0	0	0	0	0	0	1	0	0	0	0	0	0	4	0	0	0	.000
Apr 10	at High Point	*dh	4	1	2	0	0	0	0	0	0	0	0	0	0	0	0	0	0	0	.167
Apr 14	ETSU-1	ph	1	0	0	0	0	0	0	0	0	0	0	0	0	0	1	0	0	0	.154
Totals			2gs	13	2	2	0	0	0	2	1	0	0	0	0	0	4	11	2	0	.154

On base pct. .267 • Slugging pct. .154

Career Single Game Highs

At Bats 5 (5 times)
 Hits 3 (3 times)
 Runs 3 (4/30/17 at Mercer)
 RBI 3 (3/13/15 at UNCW)
 SB 1 (3 times)

Year	avg	gp-gs	ab	r	h	2b	3b	hr	rbi	bb	so	sb-att
2015	.300	31-26	90	11	27	6	3	0	17	15	35	1-2
2016	.288	25-16	73	10	21	6	0	3	16	5	16	1-1
2017	.344	26-16	61	13	21	5	1	1	10	12	23	1-1
2018	.154	9-2	13	2	2	0	0	0	0	2	4	1-1
TOTAL	.300	91-60	237	36	71	17	4	4	43	34	78	4-5



29

ZACH KUCHMANER

OF/1B • L/L • 6-1 • 200 • R-Jr. • Charlotte, N.C. (Marvin Ridge)



Career Single Game Highs

At Bats ... 5 (4/17/18 vs Wake Forest)

Hits 2 (3 times)

Runs 2 (3/2/18 vs. Marist)

RBI 2 (3/17/17 vs. Lafayette)

SB 2 (3/2/18 vs. Marist)

Date	Opponent	Pos	AB	R	H	RBI	2B	3B	HR	BB	SB	CS	HBP	SAC	SF	GDP	K	PO	A	E	Avg
Feb 20	OAKLAND	of	1	0	0	0	0	0	0	0	0	0	0	0	0	0	0	1	0	0	.000
Feb 24	at Tennessee	ph	1	0	0	0	0	0	0	0	0	0	0	0	0	0	0	0	0	0	.000
Mar 02	MARIST	pr/dh	2	2	1	0	0	0	0	0	2	0	0	0	0	0	1	0	0	0	.250
Mar 10	LAFAYETTE-1	ph/of	1	0	0	0	0	0	0	0	0	0	0	0	0	0	0	1	0	0	.200
Mar 27	HIGH POINT	ph	1	0	0	0	0	0	0	0	0	0	0	0	0	0	0	0	0	0	.167
Apr 02	NORTH CAROLINA A&	ph/dh	2	0	0	0	0	0	0	0	0	0	0	0	0	0	0	0	0	0	.125
Apr 03	CHARLOTTE	*dh/of	3	1	1	1	0	0	0	0	0	0	0	0	0	0	1	0	0	0	.182
Apr 07	at Western Carolina	*of	4	1	1	1	0	1	0	0	0	0	0	0	1	0	0	1	0	0	.200
Apr 08	at Western Carolina-1	*of	3	0	1	0	0	0	0	1	0	0	0	0	0	0	1	1	0	0	.222
Apr 08	at Western Carolina-2	*of	3	0	1	1	0	0	0	0	0	0	0	0	1	0	2	0	0	0	.238
Apr 10	at High Point	1b	1	1	1	0	0	0	0	0	0	0	0	0	0	0	0	1	0	0	.273
Apr 13	ETSU	*of	4	0	2	1	0	0	0	0	1	0	0	0	0	0	0	1	0	0	.308
Apr 14	ETSU-1	*dh	3	1	1	1	0	0	1	0	0	0	0	0	0	0	0	0	0	0	.310
Apr 14	ETSU-2	*dh	4	1	2	0	1	0	0	1	0	0	0	0	0	0	0	0	0	0	.333
Apr 17	WAKE FOREST	*dh	5	1	1	1	0	0	0	0	0	1	1	0	0	0	1	0	0	0	.316
Apr 20	SAMFORD	*dh	4	0	1	0	0	0	0	0	0	0	0	0	0	0	0	0	0	0	.310
Apr 21	SAMFORD	*dh	4	0	1	1	1	0	0	0	0	0	0	0	1	0	1	0	0	0	.304
Apr 22	SAMFORD	*dh	4	1	1	0	1	0	0	0	0	0	0	0	0	0	1	0	0	0	.300
Apr 27	at Wofford	*of	3	0	0	0	0	0	0	0	0	1	0	1	0	0	2	0	0	0	.283
Apr 29	at Wofford	*dh	4	0	0	0	0	0	0	0	0	0	0	0	0	0	1	0	0	0	.263
Totals		13gs	57	9	15	7	3	1	1	2	3	2	1	3	1	0	11	6	0	0	.263

On base pct. .295 • Slugging pct. .404

Year	avg	gp-gs	ab	r	h	2b	3b	hr	rbi	bb	so	sb-att
2017	.294	20-6	34	5	10	0	1	0	9	3	7	0-1
2018	.263	20-13	57	9	15	3	1	1	7	2	11	3-5
TOTAL	.275	40-19	91	14	25	3	2	1	16	5	18	3-6



35

JAKE KUSZ

C • R/R • 6-2 • 220 • R-Sr. • Durham, N.C. (Riverside)



Career Single Game Highs

At Bats ... 5 (17 times)

Hits 4 (2 times)

Runs 4 (3/18/16 vs. Marist)

RBI 6 (3/18/16 vs. Marist)


SB 1 (3 times)

Date	Opponent	Pos	AB	R	H	RBI	2B	3B	HR	BB	SB	CS	HBP	SAC	SF	GDP	K	PO	A	E	Avg	
Feb 16	APPALACHIAN STATE	*dh	4	1	1	1	0	0	1	0	0	0	0	0	0	0	0	0	0	0	.250	
Feb 17	APPALACHIAN STATE	*dh	2	1	1	0	0	0	0	1	0	0	1	0	0	0	1	0	0	0	.333	
Feb 18	APPALACHIAN STATE	*c	4	0	0	0	0	0	0	0	0	0	0	0	0	0	0	14	1	0	.200	
Feb 23	at Tennessee	*dh	3	0	0	0	0	0	0	1	0	0	0	0	0	0	0	0	0	0	.154	
Feb 24	at Tennessee	*dh	4	1	0	0	0	0	0	0	0	0	0	0	0	0	1	0	0	0	.118	
Feb 25	at Tennessee	*dh	4	0	0	0	0	0	0	0	0	0	0	0	0	0	3	0	0	0	.095	
Feb 28	at Wake Forest	*c	4	2	1	3	0	0	1	1	0	0	0	0	0	0	1	9	2	0	.120	
Mar 02	MARIST	*dh	3	0	1	0	0	0	0	0	0	0	0	0	0	0	0	0	0	0	.143	
Mar 03	MARIST	*dh	2	0	0	0	0	0	0	0	0	0	0	0	0	2	0	0	0	0	.133	
Mar 09	LAFAYETTE	c	0	0	0	0	0	0	0	1	0	0	0	0	0	0	0	4	0	0	.133	
Mar 10	LAFAYETTE-1	c	1	0	0	0	0	0	0	0	0	0	0	0	0	0	0	3	0	0	.129	
Mar 25	VMI	*dh	4	1	1	1	0	0	1	0	0	0	0	0	0	0	1	0	0	0	.143	
Mar 27	HIGH POINT	*dh	3	0	2	3	1	0	0	0	0	0	0	0	1	0	1	0	0	0	.184	
Mar 29	GEORGETOWN	*dh	2	1	1	0	0	0	0	1	0	0	0	0	0	0	1	0	0	0	.200	
Mar 30	GEORGETOWN	*dh	3	0	0	1	0	0	0	0	0	0	0	0	1	0	2	0	0	0	.186	
Apr 02	NORTH CAROLINA A&	*dh	1	0	0	0	0	0	0	1	0	0	0	0	0	0	0	0	0	0	.182	
Apr 10	at High Point	ph/c	2	0	0	0	0	0	0	0	0	0	0	0	0	0	0	3	0	0	.174	
Apr 14	ETSU-1	ph	1	1	1	2	0	0	1	0	0	0	0	0	0	0	0	0	0	0	.191	
Apr 14	ETSU-2	*c	3	1	0	0	0	0	0	1	0	0	0	0	0	0	1	9	0	0	.180	
Apr 17	WAKE FOREST	*c	5	0	1	0	0	0	0	0	0	0	0	0	0	0	1	5	1	0	.182	
Apr 22	SAMFORD	*c	2	0	0	0	0	0	0	0	0	0	1	0	0	0	1	10	1	0	.175	
Apr 27	at Wofford	*dh	3	0	1	1	0	0	0	0	0	0	0	1	0	0	2	0	0	0	.183	
Apr 28	at Wofford	*dh	4	0	0	0	0	0	0	0	0	0	0	0	0	0	1	0	0	0	.172	
Totals		19gs	64	9	11	12	1	0	4	7	0	0	2	1	2	2	17	57	5	0	0	.172

On base pct. .267 • Slugging pct. .375

Year	avg	gp-gs	ab	r	h	2b	3b	hr	rbi	bb	so	sb-att
2014	.256	26-22	78	12	20	3	1	1	9	10	21	0-0
2015	.289	39-36	135	19	39	7	0	4	23	10	33	1-2
2016	.277	59-59	224	42	62	17	0	9	52	22	37	2-2
2017	.500	2-1	4	1	2	0	0	0	1	1	0	0-0
2018	.172	23-19	64	9	11	1	0	4	12	7	17	0-0
TOTAL	.265	149-137	505	83	134	28	1	18	97	50	108	3-4

Individual Game-by-Game and Career Highs - Pitchers



14

BRANDON STEPHENS

INF/RHP • R/R • 6-3 • 195 • So. • Willow Spring, N.C. (Wake Christian Academy)



Has yet to appear in a game this season.

Career Single Game Highs

IP2.2 (3/31/17 at ETSU)
Ks4 (3/31/17 at ETSU)

Year	era	w-l	app	gs	cg	sho	sv	ip	h	r	er	bb	so
2017	8.38	0-0	15	1	0	0/0	1	19.1	30	19	18	7	17
TOTAL	8.38	0-0	15	1	0	0/0	1	19.1	30	19	18	7	17



15

CHAD SYKES

RHP • R/R • 5-11 • 170 • Sr. • Creedmoor, N.C. (Voyager Academy)



Has yet to appear in a game this season.

Career Single Game Highs

IP6.0 (5/3/15 vs. Wofford)
Ks9 (5/26/16 vs. Wofford)

Year	era	w-l	app	gs	cg	sho	sv	ip	h	r	er	bb	so
2015	6.89	1-0	14	6	0	0/1	0	32.2	28	28	25	29	31
2016	2.52	5-2	27	0	0	0/0	4	50.0	31	21	14	40	60
2017	4.79	1-0	16	0	0	0/0	7	20.2	24	16	11	11	24
TOTAL	4.35	7-2	57	6	0	0/1	11	103.1	83	65	50	80	115



20

DAN LOATS

RHP • R/R • 6-4 • 200 • Sr. • Eden Prairie, Minn. (NIACC)



Career Single Game Highs

IP6.2 (4/30 at Mercer)
Ks9 (4/15/17 vs. Wofford)

Date	Opponent	GS	IP	H	R	ER	BB	SO	2B	3B	HR	WP	BK	HBP	IBB	Score	W-L	Sv	ERA	NP
Feb 25	at Tennessee		1.1	2	0	0	0	1	0	0	0	0	0	0	0	3-2	0-0	0	0.00	19
Feb 28	at Wake Forest		2.0	2	0	0	2	2	0	0	0	0	1	0	0	11-5	0-0	0	0.00	46
Mar 04	MARIST		0.1	2	4	4	2	0	1	0	0	0	0	0	0	7-10	0-1	0	9.82	26
Mar 07	at Elon	*	3.0	0	2	0	2	2	0	0	0	0	0	2	0	7-5	0-1	0	5.40	57
Mar 14	at Winthrop	*	3.1	4	2	2	1	3	0	0	1	0	0	0	0	3-2	0-1	0	5.40	58
Mar 18	at Lipscomb	*	5.0	3	0	0	1	2	0	0	0	0	0	0	0	2-3	0-1	0	3.60	76
Mar 25	VMI	*	3.0	5	3	2	1	5	1	0	0	0	0	2	0	7-8	0-1	0	4.00	63
Mar 29	GEORGETOWN		1.0	0	0	0	0	0	0	0	0	0	0	1	0	7-3	0-1	0	3.79	21
Apr 02	NORTH CAROLINA A&	*	4.2	6	3	2	2	5	2	1	1	0	0	2	0	2-3	0-2	0	3.80	81
Apr 08	at Western Carolina-2		1.0	1	0	0	0	0	0	0	0	0	0	0	0	5-3	0-2	0	3.65	20
Apr 10	at High Point	*	0.2	0	3	2	3	1	0	0	0	0	0	2	0	4-14	0-3	0	4.26	23
Apr 17	WAKE FOREST		0.1	1	2	1	2	0	1	0	0	0	0	0	0	9-11	0-3	0	4.56	21
Totals		6	25.2	26	19	13	16	21	5	1	2	0	1	9	0	67-69	0-3	0	4.56	-

Year	era	w-l	app	gs	cg	sho	sv	ip	h	r	er	bb	so
2017	5.25	8-3	17	14	0	0/0	2	82.1	88	54	48	36	77
2018	4.56	0-3	12	6	0	0/0	0	25.2	26	19	13	16	21
TOTAL	5.08	8-6	29	20	0	0/0	2	108.0	114	73	61	52	98



22

ALEX SOVA

RHP • R/R • 6-7 • 235 • Sr. • Midland, Mich. (Kellogg CC)



Date	Opponent	GS	IP	H	R	ER	BB	SO	2B	3B	HR	WP	BK	HBP	IBB	Score	W-L	Sv	ERA	NP
Mar 10	LAFAYETTE-1		0.1	2	3	3	2	0	2	0	0	1	0	0	0	13-5	0-0	0	81.00	19
Totals			0	0.1	2	3	3	2	2	0	0	1	0	0	0	13-5	0-0	0	81.00	-

Career Single Game Highs

IP 2.1 (2 times)
Ks 4 (3/11/17 vs. Princeton)

Year	era	w-l	app	gs	cg	sho	sv	ip	h	r	er	bb	so
2017	3.38	1-0	16	0	0	0/0	1	21.1	15	10	8	22	18
2018	81.00	0-0	1	0	0	0/0	0	0.1	2	3	3	2	0
TOTAL	4.57	1-0	17	0	0	0/0	1	21.2	17	13	11	24	18



23

EASTON WELCH

RHP • R/R • 6-0 • 190 • R-Sr. • Randleman, N.C. (Gardner-Webb)



Date	Opponent	GS	IP	H	R	ER	BB	SO	2B	3B	HR	WP	BK	HBP	IBB	Score	W-L	Sv	ERA	NP
Feb 16	APPALACHIAN STATE		1.0	0	0	0	0	0	0	0	0	0	0	0	0	10-3	0-0	0	0.00	8
Feb 17	APPALACHIAN STATE		2.1	1	0	0	0	1	0	0	0	0	0	1	0	11-6	0-0	1	0.00	28
Feb 20	OAKLAND		1.0	0	0	0	0	1	0	0	0	0	0	0	0	13-8	0-0	1	0.00	7
Feb 24	at Tennessee		1.2	5	3	3	0	0	2	0	0	1	0	1	0	4-11	0-0	1	4.50	34
Feb 28	at Wake Forest		2.0	1	1	1	2	3	0	1	0	0	0	0	0	11-5	0-0	1	4.50	34
Mar 02	MARIST		1.0	0	0	0	0	1	0	0	0	0	0	0	0	11-1	0-0	1	4.00	15
Mar 04	MARIST		2.0	0	0	0	0	0	0	0	0	0	0	0	0	7-10	0-0	1	3.27	10
Mar 07	at Elon		1.0	1	1	1	3	0	0	0	1	0	0	0	0	7-5	0-0	1	3.75	32
Mar 09	LAFAYETTE		0.2	2	1	1	0	1	1	0	0	0	0	0	0	14-5	0-0	1	4.26	17
Mar 14	at Winthrop		1.2	1	0	0	0	1	1	0	0	0	0	0	0	3-2	1-0	1	3.77	14
Mar 17	at Lipscomb		1.1	0	0	0	1	0	0	0	0	0	0	1	0	13-9	1-0	1	3.45	18
Mar 18	at Lipscomb		1.0	2	1	1	2	0	1	0	1	0	0	0	1	2-3	1-1	1	3.78	28
Mar 25	VMI		1.0	2	0	0	0	1	0	0	0	0	0	0	0	7-8	1-1	1	3.57	11
Mar 27	HIGH POINT		2.1	0	0	0	2	2	0	0	0	0	0	0	0	12-6	2-1	1	3.15	41
Mar 30	GEORGETOWN		0.2	1	0	0	1	0	0	0	0	0	0	1	0	5-2	2-1	1	3.05	21
Apr 02	NORTH CAROLINA A&		3.1	1	0	0	0	4	0	0	0	1	0	2	0	2-3	2-1	1	2.62	54
Apr 07	at Western Carolina		1.0	0	0	0	0	0	0	0	0	0	0	0	0	9-3	2-1	1	2.52	15
Apr 08	at Western Carolina-2		3.1	1	0	0	0	2	0	0	0	1	0	1	0	5-3	3-1	1	2.22	51
Apr 14	ETSU-1		0.1	1	3	2	1	0	0	0	0	0	0	1	0	5-8	3-1	1	2.83	11
Apr 17	WAKE FOREST		2.1	2	1	0	3	0	1	0	0	0	0	0	0	9-11	3-1	1	2.61	40
Apr 22	SAMFORD		1.0	0	2	1	0	1	0	0	0	0	0	3	0	7-6	4-1	1	2.81	18
Apr 28	at Wofford		3.0	4	3	3	0	5	1	0	1	0	0	0	0	11-5	4-1	2	3.34	47
Totals		0	35.0	25	16	13	15	23	7	1	3	3	0	11	1	178-123	4-1	2	3.34	-

Year	era	w-l	app	gs	cg	sho	sv	ip	h	r	er	bb	so
2016	13.09	0-1	13	0	0	0/0	0	11.0	21	16	16	9	10
2017	6.00	0-0	6	0	0	0/0	0	6.0	11	8	4	4	6
2018	3.34	4-1	22	0	0	0/0	2	35.0	25	16	13	15	23
TOTAL	5.71	4-2	41	0	0	0/0	2	52.0	57	40	33	28	39



27

JAKE MAYHEW

RHP • R/R • 6-0 • 195 • R-So. • Winston-Salem, N.C. (West Forsyth)



Date	Opponent	GS	IP	H	R	ER	BB	SO	2B	3B	HR	WP	BK	HBP	IBB	Score	W-L	Sv	ERA	NP
Feb 20	OAKLAND	*	5.0	4	1	1	2	4	1	0	1	0	0	0	0	13-8	1-0	0	1.80	82
Feb 28	at Wake Forest	*	1.1	1	4	4	4	1	0	0	0	0	0	1	0	11-5	1-0	0	7.11	41
Mar 10	LAFAYETTE-2	*	3.1	4	2	2	3	5	1	0	0	0	0	0	0	5-2	1-0	0	6.52	67
Mar 18	at Lipscomb	*	0.1	1	2	2	0	0	1	0	0	0	0	1	0	2-3	1-0	0	8.10	11
Mar 27	HIGH POINT	*	2.2	3	2	1	2	4	0	0	0	1	0	1	0	12-6	1-0	0	7.11	74
Apr 10	at High Point	*	3.1	3	5	5	5	4	1	0	0	1	0	1	0	4-14	1-0	0	8.44	77
Apr 14	ETSU-1	*	0.1	0	0	0	1	0	0	0	0	0	0	0	0	5-8	1-0	0	8.27	13
Apr 17	WAKE FOREST	*	3.2	4	1	1	4	2	0	0	1	0	0	0	0	9-11	1-0	0	7.20	78
Totals		5	20.0	20	17	16	21	20	4	0	2	2	0	4	0	61-57	1-0	0	7.20	-

Career Single Game Highs

IP 5.0 (2/20/18 vs. Oakland)
Ks 5 (3/10/18 vs. Lafayette)

Year	era	w-l	app	gs	cg	sho	sv	ip	h	r	er	bb	so
2016	23.14	0-0	3	0	0	0/0	0	2.1	6	6	6	3	2
2018	7.20	1-0	8	5	0	0/0	0	20.0	20	17	16	21	20
TOTAL	8.87	1-0	11	5	0	0/0	0	22.1	26	23	22	24	22



Career Single Game Highs

IP 7.0 (3/24/17 vs. WCU)

Ks 8 (3 times)

30

JACK MAYNARD

RHP • R/R • 5-11 • 190 • Sr. • Crozet, Va. (Patrick Henry CC)



Date	Opponent	GS	IP	H	R	ER	BB	SO	2B	3B	HR	WP	BK	HBP	IBB	Score	W-L	Sv	ERA	NP
Feb 18	APPALACHIAN STATE		3.2	2	0	0	0	8	1	0	0	0	0	1	0	4-6	0-0	0	0.00	59
Feb 23	at Tennessee		2.0	3	3	2	1	1	1	0	0	0	0	1	0	2-3	0-1	0	3.18	51
Feb 25	at Tennessee		2.2	3	0	0	0	1	0	0	0	0	0	1	0	3-2	1-1	0	2.16	44
Feb 28	at Wake Forest		1.2	3	0	0	0	1	0	0	0	0	0	0	0	11-5	2-1	0	1.80	23
Mar 03	MARIST		2.0	1	0	0	0	2	0	0	0	2	0	0	0	6-3	2-1	0	1.50	27
Mar 04	MARIST		0.2	2	1	1	0	1	0	0	0	0	0	2	0	7-10	2-1	0	2.13	19
Mar 07	at Elon		3.1	3	0	0	1	8	0	0	0	0	0	0	0	7-5	3-1	0	1.69	56
Mar 10	LAFAYETTE-2		3.2	1	0	0	0	6	1	0	0	0	0	0	0	5-2	4-1	0	1.37	48
Mar 14	at Winthrop		2.0	1	0	0	1	4	0	0	0	0	0	0	0	3-2	4-1	1	1.25	31
Mar 17	at Lipscomb		3.0	2	0	0	1	4	0	0	0	0	0	0	0	13-9	4-1	1	1.09	53
Mar 18	at Lipscomb		1.2	1	0	0	0	1	0	0	0	0	0	0	0	2-3	4-1	1	1.03	24
Mar 23	VMI-1		3.0	0	0	0	0	5	0	0	0	0	0	0	0	9-1	4-1	2	0.92	38
Mar 25	VMI		2.0	7	4	3	0	2	0	0	0	1	0	0	0	7-8	4-2	2	1.72	42
Mar 29	GEORGETOWN		3.0	5	1	1	0	3	1	0	0	0	0	0	0	7-3	4-2	3	1.83	45
Mar 31	GEORGETOWN		0.2	0	1	1	1	1	0	0	0	0	0	0	0	5-4	4-2	3	2.06	14
Apr 03	CHARLOTTE		3.1	0	0	0	0	3	0	0	0	0	0	0	0	2-0	4-2	4	1.88	33
Apr 07	at Western Carolina		1.0	2	0	0	0	1	0	0	0	0	0	0	0	9-3	4-2	4	1.83	20
Apr 08	at Western Carolina-2		3.0	3	1	1	1	1	0	0	0	0	0	1	0	5-3	4-2	5	1.91	43
Apr 13	ETSU		1.0	0	0	0	0	1	0	0	0	0	0	0	0	7-4	4-2	6	1.87	7
Apr 14	ETSU-2		3.2	1	0	0	0	5	0	0	0	0	0	0	0	12-3	4-2	7	1.72	53
Apr 20	SAMFORD		3.0	1	0	0	1	4	0	0	0	1	0	0	0	7-5	4-2	8	1.62	49
Apr 27	at Wofford		0.0	2	1	1	1	0	1	0	0	0	0	0	0	1-2	4-3	8	1.80	15
Apr 29	at Wofford		0.2	0	0	0	0	0	0	0	0	0	0	0	0	9-2	4-3	8	1.78	3
Totals		0	50.2	43	12	10	8	63	5	0	0	4	2	4	0	143-88	4-3	8	1.78	-

Year	era	w-l	app	gs	cg	sho	sv	ip	h	r	er	bb	so
2017	4.24	3-3	23	7	0	0/0	3	68.0	66	36	32	26	80
2018	1.78	4-3	23	0	0	0/1	8	50.2	43	12	10	8	63
TOTAL	3.19	7-6	46	7	0	0/1	11	118.2	109	48	42	34	143



Career Single Game Highs

IP 6.2 (4/11/15 vs. Furman)

Ks 10 (4/29/18 vs. Wofford)

31

ANDREW WANTZ

RHP • R/R • 6-4 • 240 • Sr. • Holly Springs, N.C. (Holly Springs)



Date	Opponent	GS	IP	H	R	ER	BB	SO	2B	3B	HR	WP	BK	HBP	IBB	Score	W-L	Sv	ERA	NP
Feb 16	APPALACHIAN STATE		2.1	0	0	0	0	2	0	0	0	0	0	0	0	10-3	1-0	0	0.00	30
Feb 17	APPALACHIAN STATE		2.2	2	0	0	1	5	0	0	0	0	0	1	0	11-6	2-0	0	0.00	58
Feb 23	at Tennessee		1.1	1	0	0	1	2	1	0	0	0	0	0	0	2-3	2-0	0	0.00	28
Feb 25	at Tennessee		2.2	1	1	1	1	5	0	0	1	1	0	0	0	3-2	2-0	1	1.00	36
Feb 28	at Wake Forest		2.0	0	0	0	0	3	0	0	0	0	0	0	0	11-5	2-0	2	0.82	29
Mar 03	MARIST		2.0	2	0	0	0	2	0	0	0	0	0	0	0	6-3	2-0	3	0.69	23
Mar 04	MARIST		1.0	2	1	1	0	0	0	0	0	0	0	0	0	7-10	2-0	3	1.29	15
Mar 07	at Elon		1.0	0	0	0	2	3	0	0	0	0	0	0	0	7-5	2-0	4	1.20	21
Mar 10	LAFAYETTE-2		2.0	1	0	0	0	2	0	0	0	0	0	0	0	5-2	2-0	5	1.06	24
Mar 17	at Lipscomb		0.1	5	5	5	1	1	3	0	0	0	0	1	0	13-9	2-0	5	3.63	38
Mar 23	VMI-2		4.1	1	0	0	2	6	0	0	0	0	0	0	0	6-3	3-0	5	2.91	64
Mar 25	VMI		1.0	0	0	0	0	2	0	0	0	0	0	0	0	7-8	3-0	5	2.78	15
Mar 30	GEORGETOWN		3.1	2	1	0	0	5	1	0	0	0	0	1	0	5-2	3-0	6	2.42	39
Mar 31	GEORGETOWN		1.1	1	1	1	0	3	0	0	1	0	0	0	0	5-4	4-0	6	2.63	18
Apr 02	NORTH CAROLINA A&		1.0	2	0	0	1	0	0	0	0	0	0	0	0	2-3	4-0	6	2.54	16
Apr 08	at Western Carolina-1		3.0	3	0	0	1	4	0	0	0	0	0	0	0	3-2	4-0	7	2.30	36
Apr 14	ETSU-1		0.2	0	0	0	1	1	0	0	0	0	0	1	0	5-8	4-0	7	2.25	15
Apr 17	WAKE FOREST		2.2	8	5	5	2	3	1	0	0	0	0	0	0	9-11	4-0	7	3.37	74
Apr 22	SAMFORD		4.0	2	1	1	1	5	0	0	0	0	0	0	0	7-6	4-0	8	3.26	53
Apr 29	at Wofford		4.2	1	0	0	2	10	0	0	0	0	0	0	0	9-2	5-0	8	2.91	70
Totals		0	43.1	34	15	14	16	64	6	0	2	1	0	4	0	133-97	5-0	8	2.91	

Year	era	w-l	app	gs	cg	sho	sv	ip	h	r	er	bb	so
2015	5.57	5-3	15	10	0	0/2	0	51.2	67	38	32	19	36
2016	2.97	6-1	34	1	0	0/1	4	78.2	55	29	26	37	97
2017	4.08	6-4	27	0	0	0/1	5	68.1	56	33	31	26	64
2018	2.91	5-0	20	0	0	0/0	8	43.1	34	15	14	16	64
TOTAL	3.83	22-8	96	11	0	0/4	17	242.0	212	115	103	98	261



Career Single Game Highs

IP 5.2 (2 times)

Ks 8 (3/29/18 vs. Georgetown)

32

JAKE LEWIS

LHP • L/L • 6-2 • 205 • Jr. • Wendell, N.C. (Corinth Holders)



Date	Opponent	GS	IP	H	R	ER	BB	SO	2B	3B	HR	WP	BK	HBP	IBB	Score	W-L	Sv	ERA	NP
Feb 16	APPALACHIAN STATE		0.2	1	1	1	2	2	0	0	0	0	0	0	0	10-3	0-0	0	13.50	23
Feb 17	APPALACHIAN STATE		0.0	1	3	3	2	0	0	0	0	1	0	0	0	11-6	0-0	0	54.00	15
Feb 20	OAKLAND		1.0	1	0	0	0	1	1	0	0	0	0	0	0	13-8	0-0	0	21.60	20
Feb 24	at Tennessee		3.0	4	1	1	0	6	0	1	0	0	0	0	1	4-11	0-0	0	9.64	53
Mar 02	MARIST		1.0	0	0	0	1	1	0	0	0	0	0	0	0	11-1	0-0	0	7.94	17
Mar 04	MARIST		2.0	2	0	0	0	4	1	0	0	0	0	0	0	7-10	0-0	0	5.87	32
Mar 07	at Elon		0.2	1	2	2	2	1	0	0	0	0	0	0	0	7-5	0-0	0	7.56	21
Mar 09	LAFAYETTE		0.1	0	0	0	0	1	0	0	0	0	0	0	0	14-5	0-0	0	7.27	4
Mar 14	at Winthrop		2.0	0	0	0	0	2	0	0	0	0	0	0	0	3-2	0-0	0	5.91	26
Mar 17	at Lipscomb		3.1	2	2	1	1	5	1	0	0	1	0	0	0	13-9	1-0	0	5.14	54
Mar 25	VMI		2.0	0	1	1	2	4	0	0	0	0	0	0	0	7-8	1-0	0	5.06	39
Mar 27	HIGH POINT		1.0	1	0	0	0	1	0	0	0	0	0	0	0	12-6	1-0	0	4.76	13
Mar 29	GEORGETOWN	*	5.0	2	2	2	2	8	1	1	0	0	0	2	0	7-3	2-0	0	4.50	87
Apr 03	CHARLOTTE	*	5.2	3	0	0	0	4	1	0	0	0	0	0	0	2-0	3-0	0	3.58	73
Apr 08	at Western Carolina-2	*	1.2	1	2	2	6	1	0	0	0	3	0	0	0	5-3	3-0	0	3.99	51
Apr 14	ETSU-2	*	5.1	8	3	3	4	4	1	0	1	0	0	0	0	12-3	4-0	0	4.15	108
Apr 22	SAMFORD	*	4.0	4	3	3	2	4	0	0	1	0	0	3	0	7-6	4-0	0	4.42	70
Apr 29	at Wofford	*	3.2	4	2	1	0	2	0	0	0	0	0	0	0	9-2	4-0	0	4.25	58
Totals		6	42.1	35	22	20	24	51	6	2	2	5	0	6	0	154-91	4-0	0	4.25	-

Year	era	w-l	app	gs	cg	sho	sv	ip	h	r	er	bb	so
2016	6.58	1-1	19	6	0	0/0	0	39.2	45	31	29	31	39
2017	5.34	2-2	13	4	0	0/0	0	28.2	31	17	17	13	26
2018	4.25	4-0	18	6	0	0/1	0	42.1	35	22	20	24	51
TOTAL	5.37	7-3	50	16	0	0/1	0	110.2	111	70	66	68	116



Career Single Game Highs

IP 9 (2 times)

Ks 13 (2 times)

33

MATT FRISBEE

RHP • R/R • 6-5 • 230 • So. • Candler, N.C. (Enka)



Date	Opponent	GS	IP	H	R	ER	BB	SO	2B	3B	HR	WP	BK	HBP	IBB	Score	W-L	Sv	ERA	NP
Feb 16	APPALACHIAN STATE	*	5.0	4	2	2	3	6	2	0	0	0	0	0	0	10-3	0-0	0	3.60	90
Feb 23	at Tennessee	*	4.2	2	0	0	4	6	0	0	0	0	0	0	0	2-3	0-0	0	1.86	86
Mar 02	MARIST	*	7.0	4	1	1	2	8	0	0	1	2	0	0	0	11-1	1-0	0	1.62	105
Mar 09	LAFAYETTE	*	6.0	9	4	3	0	8	2	0	1	0	0	0	0	14-5	2-0	0	2.38	96
Mar 16	at Lipscomb	*	9.0	4	3	2	3	13	0	0	0	0	1	1	0	9-3	3-0	0	2.27	116
Mar 23	VMI-1	*	6.0	5	1	1	1	7	3	0	0	0	0	0	0	9-1	4-0	0	2.15	110
Mar 30	GEORGETOWN	*	5.0	7	1	1	2	6	1	0	0	0	0	0	0	5-2	5-0	0	2.11	102
Apr 07	at Western Carolina	*	7.0	5	3	3	1	9	1	0	1	0	0	1	0	9-3	6-0	0	2.36	110
Apr 13	ETSU	*	8.0	7	4	4	1	13	1	0	3	0	0	0	0	7-4	7-0	0	2.65	107
Apr 20	SAMFORD	*	6.0	9	5	5	1	9	2	1	1	0	0	1	0	7-5	8-0	0	3.11	115
Apr 27	at Wofford	*	8.1	4	1	1	3	11	2	0	0	0	0	1	0	1-2	8-0	0	2.88	118
Totals		11	72.0	60	25	23	21	96	14	1	7	2	1	4	0	84-32	8-0	0	2.88	-

Year	era	w-l	app	gs	cg	sho	sv	ip	h	r	er	bb	so
2016	5.11	5-3	15	15	1	1/1	0	68.2	75	46	39	31	51
2017	4.10	8-4	17	16	1	0/1	0	96.2	87	49	44	30	74
2018	2.88	8-0	11	11	1	0/0	0	72.0	60	25	23	21	96
TOTAL	4.02	21-7	43	42	3	1/2	0	237.1	222	120	106	82	221



34

JEREMIAH TRIPLETT

RHP • R/R • 6-2 • 200 • R-So. • Wilkesboro, N.C. (West Wilkes)



Date	Opponent	GS	IP	H	R	ER	BB	SO	2B	3B	HR	WP	BK	HBP	IBB	Score	W-L	Sv	ERA	NP
Feb 20	OAKLAND		0.2	2	4	4	1	1	1	0	1	0	0	0	0	13-8	0-0	0	54.00	25
Mar 10	LAFAYETTE-1		0.2	0	0	0	0	2	0	0	0	0	0	0	0	13-5	0-0	0	27.00	13
Mar 27	HIGH POINT		1.0	1	2	2	2	0	0	0	1	2	0	0	0	12-6	0-0	0	23.14	38
Apr 10	at High Point		2.0	1	0	0	1	2	0	0	0	0	0	0	0	4-14	0-0	0	12.46	23
Apr 14	ETSU-1		1.2	1	1	0	3	1	0	0	0	2	0	0	0	5-8	0-0	0	9.00	37
Apr 17	WAKE FOREST		2.0	3	2	2	1	1	1	0	0	0	0	0	1	9-11	0-1	0	9.00	41
Totals		0	8.0	8	9	8	8	7	2	0	2	4	0	1	1	56-52	0-1	0	9.00	-

Career Single Game Highs

IP 2.0 (2 times)

Ks 4 (2/25/17 vs. Michigan St.)

Year	era	w-l	app	gs	cg	sho	sv	ip	h	r	er	bb	so
2017	20.25	0-0	3	0	0	0/0	0	2.2	3	6	6	7	5
2018	9.00	0-1	6	0	0	0/0	0	8.0	8	9	8	8	7
TOTAL	11.81	0-1	9	0	0	0/0	0	10.2	11	15	14	15	12



36

ALEX HOPPE

RHP • R/R • 6-1 • 175 • Fr. • Clinton, Iowa (Unity Christian)



Date	Opponent	GS	IP	H	R	ER	BB	SO	2B	3B	HR	WP	BK	HBP	IBB	Score	W-L	Sv	ERA	NP
Feb 20	OAKLAND		1.0	2	3	3	4	1	0	0	0	0	0	0	0	13-8	0-0	0	27.00	35
Feb 24	at Tennessee		0.0	1	1	1	1	0	1	0	0	0	0	0	0	4-11	0-0	0	36.00	7
Mar 10	LAFAYETTE-1		1.0	1	0	0	2	0	1	0	0	1	0	0	0	13-5	0-0	0	18.00	29
Totals		0	2.0	4	4	4	7	1	2	0	0	1	0	0	0	30-24	0-0	0	18.00	-

Career Single Game Highs

IP 1.0 (2 times)

Ks 1 (2-20-18 vs. Oakland)

Year	era	w-l	app	gs	cg	sho	sv	ip	h	r	er	bb	so
2018	9.45	0-1	6	3	0	0/0	0	13.1	16	14	14	11	12
TOTAL	9.45	0-1	6	3	0	0/0	0	13.1	16	14	14	11	12



37

BRYCE HENSLEY

LHP • L/L • 6-4 • 200 • Jr. • Asheville, N.C. (Catawba Valley CC)



Date	Opponent	GS	IP	H	R	ER	BB	SO	2B	3B	HR	WP	BK	HBP	IBB	Score	W-L	Sv	ERA	NP
Feb 17	APPALACHIAN STATE	*	4.0	4	3	3	2	6	1	0	0	0	0	0	0	11-6	0-0	0	6.75	67
Feb 24	at Tennessee	*	3.1	8	6	6	0	4	0	0	1	0	0	0	0	4-11	0-1	0	11.05	76
Mar 03	MARIST	*	5.0	5	3	2	3	4	0	0	0	1	0	1	0	6-3	1-1	0	8.03	96
Mar 10	LAFAYETTE-1	*	7.0	8	2	2	0	11	1	0	0	0	0	1	0	13-5	2-1	0	6.05	96
Mar 17	at Lipscomb	*	5.0	3	2	2	1	3	0	0	0	0	0	2	0	13-9	2-1	0	5.55	66
Mar 23	VMI-2	*	5.2	9	3	3	1	7	2	0	0	0	0	0	0	6-3	2-1	0	5.40	98
Mar 31	GEORGETOWN	*	7.0	3	2	1	1	7	1	0	0	0	0	1	0	5-4	2-1	0	4.62	86
Apr 08	at Western Carolina-1	*	6.0	6	2	2	3	5	2	0	0	0	0	0	0	3-2	3-1	0	4.40	88
Apr 14	ETSU-1	*	6.0	7	4	2	2	6	2	0	0	0	0	1	0	5-8	3-2	0	4.22	104
Apr 21	SAMFORD	*	9.0	9	2	1	0	3	0	0	0	0	0	0	0	7-2	4-2	0	3.72	118
Apr 28	at Wofford	*	6.0	4	2	2	1	6	1	1	0	0	0	2	0	11-5	5-2	0	3.66	84
Totals		11	64.0	66	31	26	14	62	10	1	1	1	0	8	0	84-58	5-2	0	3.66	-

Career Single Game Highs

IP 9.0 (4/21/18 vs. Samford)

Ks 13 (3/11/17 vs. Princeton)

Year	era	w-l	app	gs	cg	sho	sv	ip	h	r	er	bb	so
2016	6.32	5-3	17	11	0	0/0	0	62.2	77	52	44	28	44
2017	4.71	7-8	18	17	1	0/0	0	91.2	96	60	48	33	80
2018	3.66	5-2	11	11	1	0/0	0	64.0	66	31	26	14	62
TOTAL	4.86	17-13	46	39	2	0/0	0	218.1	239	143	118	75	186



38

TREY KISSACK

RHP • R/R • 6-0 • 190 • So. • Grand Island, Neb. (Southeast CC)




Date	Opponent	GS	IP	H	R	ER	BB	SO	2B	3B	HR	WP	BK	HBP	IBB	Score	W-L	Sv	ERA	NP
Feb 18	APPALACHIAN STATE	*	4.0	1	2	2	5	5	0	0	1	0	1	1	0	4-6	0-1	0	4.50	81
Feb 25	at Tennessee	*	2.1	2	1	1	2	0	0	0	0	1	0	1	0	3-2	0-1	0	4.26	44
Mar 04	MARIST	*	3.0	6	4	4	1	2	2	0	0	3	0	0	0	7-10	0-1	0	6.75	59
Mar 09	LAFAYETTE		1.0	0	0	0	1	1	0	0	0	1	0	0	0	14-5	0-1	0	6.10	18
Mar 27	HIGH POINT		2.0	2	2	2	1	1	0	0	1	1	0	1	0	12-6	0-1	0	6.57	36
Apr 10	at High Point		1.0	5	5	5	1	3	1	0	0	0	0	0	0	4-14	0-1	0	9.45	42
Totals			3	13.1	16	14	11	12	3	0	2	6	1	3	0	44-43	0-1	0	9.45	-

Career Single Game Highs

IP 4.0 (2-18-18 vs. App State)
Ks 5 (2-18-18 vs. App State)

Year	era	w-l	app	gs	cg	sho	sv	ip	h	r	er	bb	so
2018	9.45	0-1	6	3	0	0/0	0	13.1	16	14	14	11	12
TOTAL	9.45	0-1	6	3	0	0/0	0	13.1	16	14	14	11	12



44

JACK PONDER

RHP • R/R • 6-6 • 190 • Fr. • Candler, N.C. (Enka)



Date	Opponent	GS	IP	H	R	ER	BB	SO	2B	3B	HR	WP	BK	HBP	IBB	Score	W-L	Sv	ERA	NP
Feb 18	APPALACHIAN STATE		1.1	1	4	4	3	1	0	0	1	0	0	0	0	4-6	0-0	0	27.00	34
Feb 20	OAKLAND		0.1	1	0	0	0	0	1	0	0	0	0	0	0	13-8	0-0	0	21.60	6
Mar 09	LAFAYETTE		1.0	0	0	0	0	3	0	0	0	0	0	0	0	14-5	0-0	0	13.50	19
Apr 10	at High Point		1.0	2	1	1	0	1	0	0	1	0	0	0	0	4-14	0-0	0	12.27	24
Totals			0	3.2	4	5	3	5	1	0	2	0	0	0	0	35-33	0-0	0	12.27	-

Career Single Game Highs

IP 1.1 (2/18/18 vs. App State)
Ks 3 (3/9/18 vs. Lafayette)

Year	era	w-l	app	gs	cg	sho	sv	ip	h	r	er	bb	so
2018	12.27	0-0	4	0	0	0/0	0	3.2	4	5	5	3	5
TOTAL	12.27	0-0	4	0	0	0/0	0	3.2	4	5	5	3	5