

2018 Schedule and Results

February (4-3)

Fri	16	Appalachian State	W, 10-3
Sat	17	Appalachian State	W, 11-6
Sun	18	Appalachian State	L, 6-4
Tues	20	Oakland	W, 13-8
Fri	23	Tennessee	L, 3-2
Sat	24	Tennessee	L, 11-4
Sun	25	Tennessee	W, 3-2
Wed	28	Wake Forest	W, 11-5

March (15-3)

Fri	2	Marist	W, 11-1
Sat	3	Marist	W, 6-3
Sun	4	Marist	L, 10-7
Wed	7	Elon	W, 7-5
Mar	9	Lafayette	W, 14-5
Mar	10	Lafayette	W, 13-5
Mar	11	Lafayette	W, 5-2
Wed	14	Winthrop	W, 3-2
Fri	16	Lipscomb	W, 9-3
Sat	17	Lipscomb	W, 9-3
Sun	18	Lipscomb	L, 3-2
Fri	23	VMI *	W, 9-1
Fri	23	VMI *	W, 6-3
Sun	25	VMI *	L, 8-7
Tues	27	High Point	W, 12-6
Thurs	29	Georgetown	W, 7-3
Fri	30	Georgetown	W, 5-2
Sat	31	Georgetown	W, 5-4

April (1-1)

Apr	2	North Carolina A&T	L, 3-2
Tues	3	Charlotte	W, 2-0
Fri	6	Western Carolina *	3 p.m.
Sat	7	Western Carolina *	4 p.m.
Sun	8	Western Carolina *	1 p.m.
Tues	10	High Point	6 p.m.
Fri	13	ETSU *	6 p.m.
Sat	14	ETSU *	3 p.m.
Sun	15	ETSU *	1 p.m.
Tues	17	Wake Forest	6 p.m.
Fri	20	Samford *	6 p.m.
Sat	21	Samford *	3 p.m.
Sun	22	Samford *	1 p.m.
Fri	27	Wofford *	6 p.m.
Sat	28	Wofford *	3 p.m.
Sun	29	Wofford *	1 p.m.

May (0-0)

May	5	Mercer *	6 p.m.
May	6	Mercer *	3 p.m.
May	7	Mercer *	1 p.m.
Tues	8	Winthrop	6 p.m.
May	11	The Citadel *	6 p.m.
May	12	The Citadel *	2 p.m.
May	13	The Citadel *	1 p.m.
May	17	Furman *	6 p.m.
May	18	Furman *	6 p.m.
May	19	Furman *	6 p.m.

SoCon Tournament (Greenville, S.C./Fluor Field)

May 22-27

NCAA Regional (TBA)

June 1-3

NCAA Super Regional (TBA)

June 8-10

College World Series (Omaha, Neb.)

June 16-27

Home Games In Bold All Times Eastern * SoCon game
 ^ Game Played at New Bridge Park



UNCG SPARTAN BASEBALL

2018 UNCG Baseball | Childress Field at Hennon Stadium | Cullowhee, N.C.

Western Carolina Catamounts

3-24, 1-5 SoCon

Head Coach: Bobby Moranda

Career Record: 315-276-2 (11th Season)

Record at Western Carolina: 315-276-2(11th Season)



UNCG Spartans

21-7, 2-1 SoCon

Head Coach: Link Jarrett

Career Record: 163-138 (6th Season)

Record at UNCG: 163-138 (6th Season)



Live Coverage

Live Stats: UNCGSpartans.com

Twitter: @UNCGScores, @UNCGBaseball

Broadcast: SoCon Digital Network (Friday) ESPN3 (Sunday)

Probable Pitching Matchups * Subject to Change

Probable Pitching Matchups

Matt Frisbee (RHP) vs. Chase Walter (RHP)

Bryce Hensley (LHP) vs. Tristan Baker (LHP)

TBA vs. Taylor Purus (LHP)

UNCG Please

Please refer to UNCG just as UNCG or simply the Spartans. Please do not refer to UNCG as UNC Greensboro, North Carolina-Greensboro, North Carolina at Greensboro or any other variation of the University's name. Thank you.

Probable Starting Lineup (According to UNCG SID Dan Wacker)

Pos.	# Player	B/T	Yr.	GP-GS	Avg.	XBH	RBI
C	7 Ryan Clinch	L/R	Sr.	22-18	.232	2	5
Notes: Drove in one of two runs in the 2-0 victory over Charlotte on Tuesday							
1B	6 Josh Madole	L/L	Fr.	28-27	.309	8	14
Notes: Leads the team with 20 walks on the season... Hit his first career triple, driving in two runs against Georgetown							
2B	8 Austin Embler	L/R	R-Jr.	27-27	.356	10	16
Notes: Missed one game after getting three stitches to his face after a ground ball incident...							
3B	1 Caleb Webster	R/R	So.	28-28	.344	3	13
Notes: Hit the game-winning walk off three run homer in the 10th inning in the second game against VMI							
SS	2 Tripp Shelton	R/R	Sr.	27-26	.239	4	16
Notes: Hit a double and scored a run in the loss to A&T this week... 7-game hit streak earlier this season							
OF	10 Dillon Stewart	R/R	R-Sr.	28-28	.368	16	25
Notes: Leads the team with seven home runs... Homered in back-to-back games against High Point and Georgetown							
OF	4 Andrew Moritz	L/R	Jr.	28-28	.415	13	27
Notes: With UNCG trailing 4-3 in the Georgetown finale, hit an RBI triple before scoring on a passed ball to get the win							
OF	24 Cesar Trejo	R/R	Jr.	28-28	.425	19	31
Notes: Perfect 14-for-14 on stolen base attempts this season... Finished 2-for-3 with two doubles and scored a run against Charlotte							
DH	35 Jake Kusz	R/R	Sr.	16-14	.182	4	9
Notes: Of his eight hits this season, four have been for extra bases including three home runs							

2018 Quick Facts

General

Location Greensboro, N.C.
 Founded.....1891
 Enrollment..... 19, 635
 Nickname.....Spartans
 Colors Navy, Gold and White
 Home Field UNCG Baseball Stadium
 Capacity 3,500
 Dimensions..... LF - 340 / CF - 405 / RF - 340
 Affiliation Division I
 Conference Southern
 Chancellor Frank W. Gilliam, Jr.
 Athletics Director Kim Record
 Athletics Dept. Phone (336) 334-5952
 Ticket Office Phone (336) 334-3250

2018 Team Information

2017 Record36-24
 2017 SoCon Record14-10 (3rd)
 2017 Home / Away Record20-9 / 10-14
 2017 Position Players Returning / Lost 12 / 6
 2017 Pitchers Returning / Lost..... 12 / 1
 Newcomers..... 10

2018 Coaching / Staff Information

Head Coach...Link Jarrett (Florida State, '94)
 Career Record..... 142-131 (5 seasons)
 Record at UNCG..... 142-131 (5 seasons)
 Assistant Coach Jerry Edwards
 Assistant Coach Joey Holcomb
 Vol. Assistant CoachBlair Betts

Program History

First season 1991 (25th season)
 All-Time Record 761-650-1
 College World Series Appearances..... 0
 NCAA Regional Appearances 3
1994, 1997, 2017
 Last Postseason Appearance2017
L, 6-3 vs. Clemson (Clemson, S.C.)
 Big South Tournament Championships 1
1997
 Big South Regular Season Championships . 2
1994, 1997
 SoCon Tournament Championships 1
2017
 SoCon Regular Season Championships 1
1998

Probable Pitching Matchups (According to UNCG SID Dan Wacker * Subject to change)

Game 1 - UNCG | Matt Frisbee, Jr. - RHP (5-0, 2.11 ERA, 42.2 IP, 54 Ks) vs. Western Carolina | Chase Walter, R-Fr. - RHP (6.75 ERA, 32.0 IP, 23 Ks)

Game 2 - UNCG | Bryce Hensley, Sr. - LHP (2-1, 4.62 ERA, 37.0 IP, 42 Ks) vs. Western Carolina | Tristan Baker, Jr. - LHP (8.05 ERA, 38.0 IP, 32 Ks)

Game 3 - UNCG | TBA vs. Western Carolina | Taylor Purus, R-Jr. - LHP (8.22 ERA, 38.1 IP, 38 Ks)

A Little History -- Western Carolina

The Spartans hold a 34-32 advantage over the Catamounts in the all-time series. In the Link Jarrett era, UNCG is 5-10 against the Catamounts. UNCG has taken two of the last three series with the Catamounts, both in Greensboro. The last trip to Cullowhee saw the Spartans drop two of three games, including a 19-8 loss in which UNCG hit four home runs.

Scouting the Spartans

Recent Games

UNCG enters having won five of its last 6 games. Last week UNCG defeated High Point in a midweek contest before handling the Georgetown Hoyas in a three game series. This week, the Spartans dropped the first game of the week to North Carolina A&T, but rebounded to defeat Charlotte, 2-0.

Offense

Table Setters

Austin Embler - Leadoff hitter in the first 28 games of the season and plays second base...

After going hitless in the first game of the season, went on a 21-game hit streak before having that snapped in the first game with Georgetown... Went for four hits in three occasions on the season... In the 13-9 win over Lipscomb, finished 3-for-6 with a double, three RBI and scored three times... Took a ground ball to the face against VMI, missing Sunday's game, got three stitches and was back in the lineup Tuesday against High Point where he led off the game with a solo home run.

Caleb Webster - SoCon Player of the Week for his efforts the week of March 18-25... Preseason All-SoCon and has played third base in all 22 games... Hit the game-winning three-run walk off home run in the 10th inning against VMI... Plus defender at third base... Strong arm and good instincts.

Andrew Moritz - Moritz is a two-time All-Southern Conference honoree in his two seasons at UNCG... He was a part of the Freshman All-SoCon team in his rookie season before being named first team All-SoCon last year... He also earned CoSIDA Academic All-America honors in 2017... Twice he's been a preseason All-SoCon honoree... Owns a .399 career batting average in 122 games... 16 career triples, UNCG career record is set at 18 by Corey Overholtzer (2007-10)... Owns the school record with a 23-game hit streak in his freshman season. Hit his 16th triple against Georgetown with UNCG down 4-3. Drove in a run and scored on a passed ball that didn't leave the home plate dirt to help UNCG finish the sweep.

Power

Cesar Trejo - Second on the team with four home runs... Drove in a team-high 31 runs...

Drove in four runs on four occasions... Seven multi-RBI games... Third in the nation with .507 batting average... Leads the team with 11 doubles and four triples... 14-for-14 on stolen base attempts... 14 stolen bases leads the team... Driven in four runs on four occasions.

Dillon Stewart - Missed 2017 due to an injury... Leads the team with seven home runs on the season... Had a two home run game against Tennessee as UNCG earned a 3-2 win... His .368 average is currently the best of his career... Eight doubles to go with six stolen bases... Led UNCG with 14 homers during his last full season in 2016... Preseason All-SoCon outfielder... Hit cleanup in 27 of 28 games... 9-for-9 in stolen bases.

Starting Pitching

Matt Frisbee - A staple in the UNCG rotation since his freshman year... Set to make his 39th career start... Three career complete games... Made the jump from Saturday starter to Friday night this season... 18-7 career record in 208.0 innings of work... Currently leads the team with 54 strikeouts in a team-high 42.2 innings of work... Has a 2.11 ERA this season and has earned the win in his last five starts.

Diamond Notes

UNCG	Category	OPP
.326	Batting Average	.236
203	Runs	122
7.25	Runs Per Game	4.36
324	Hits	223
54	Doubles	47
13	Triples	4
22	Home Runs	15
174	Runs Batted In	105
470	Total Bases	323
.473	Slugging Percentage	.343
119	Walks	107
20	Hit Batters	35
169	Strikeouts	294
.405	On-Base Percentage	.334
10	Sacrifice Flies	7
16	Sacrifice Hits	9
58-71	Stolen Bases-Attempts	15-22
20	Errors	37
.981	Fielding Percentage	.965

Active Career Leaders

Hits

1. Andrew Moritz	204
2. Tripp Shelton	173
3. Cesar Trejo	169
4. Jake Kusz	131
5. Dillon Stewart	128

Runs Batted In

1. Cesar Trejo	117
2. Dillon Stewart	102
3. Andrew Moritz	98
4. Tripp Shelton	95
5. Jake Kusz	94

Runs Scored

1. Andrew Moritz	130
2. Tripp Shelton	116
3. Dillon Stewart	105
3. Cesar Trejo	105
5. Jake Kusz	81

Innings Pitched

1. Andrew Wantz	227.0
2. Matt Frisbee	208.0
3. Bryce Hensley	191.1
4. Dan Loats	106.0
5. Chad Sykes	103.1

Strikeouts

1. Andrew Wantz	238
2. Matt Frisbee	179
3. Bryce Hensley	166
4. Jack Maynard	131
5. Chad Sykes	115

Bryce Hensley - Set for his 36th career start at UNCG... Worked as the Friday starter at the end of the 2017 season... Has struck out 42 hitters in 37.0 innings... Power pitcher who can use his fastball to both sides of the plate... Opponents have hit at a .278 average against him on the year but has given up just six extra base hits of his 40 hits given up.

Relief Pitching

Andrew Wantz - Has led UNCG in relief appearances in the last two seasons... Second all-time with 15 career saves having earned six saves on the season... 80 career relief appearances... Active career leader with 238 strikeouts and 227.0 innings pitched.... Zero or one run given up in 14 appearances this season... 6-for-7 in save opportunities... Earned UNCG's first two wins of the season against App State and picked up another win Friday against VMI... Earned his sixth save after throwing 3.1 innings against Georgetown in the second game of the series... At least one strikeout in 13 of 15 appearances.

Jack Maynard - 16 appearances with a team-low 1.88 ERA... Four wins with four saves in 38.1 innings... Second-most innings pitched of any pitcher on the team... Saves against Winthrop, VMI, Georgetown and Charlotte... Struck out 51 hitters, trailing only Frisbee for the team lead... Struck out a career-best eight hitters on two occasions... Thrown multiple innings in all but two outings on the season... Stranded 13 inherited runners on the season.

Easton Welch - 16 appearances on the season... earned his first career-save against App State early in the season... Logged 24.0 innings and has allowed just 17 hits... Struck out 15 hitters and has induced four double plays... Has stranded 75% of inherited runners.

Flashing the Leather

UNCG has a .981 fielding percentage in 2018. That's the highest fielding percentage in the league and ranks 12th-best in the nation and trail the nation's best defense, Yale, by just .005. UNCG has committed just 20 errors, fewest among all SoCon teams. So far this season, UNCG has turned 19 doubles plays and have limited opponents to just 15 stolen bases on the season.

Eyeing History

By earning four wins in the SoCon Tournament, UNCG won 35 games in back-to-back seasons for the third time in school history. UNCG has never won 35 or more games in three-straight seasons. UNCG won 35+ games in the 1994, 1995, 1997, 1998, 2016 and 2017.

Triples

The last two seasons have seen UNCG set new school-records for triples in a season. The 2016 team shattered the original record set in 1999 (27) by tripling 32 times. Not to be outdone, the 2017 team went for 33 triples to set the new school-record and led the NCAA with 0.56 triples per game. UNCG had nine players hit multiple triples led by Andrew Moritz. Moritz needs just two more triples to tie the school record of 18 career triples held by Corey Overholtzer.

SoCon Weekly/Monthly Awards

Pitcher of the Week

Jack Maynard (March 12)

Pitcher of the Month

Andrew Wantz (February)

Player of the Week

Cesar Trejo (March 12)

Caleb Webster (March 26)

Player of the Month

Cesar Trejo (February)

Student-Athlete of the Week

N/A

Preseason All-SoCon Selections

The Spartans were picked to win the SoCon by the league's coaches in this season's preseason poll. It marks back-to-back seasons that the league's coaches have picked UNCG to win the

Around The SoCon

SoCon Standings (as of 4-5)

Team	Conference		Overall	
	W-L	Pct.	W-L	Pct.
MER	5-1	.833	25-6	.806
WOF	4-2	.667	20-10	.667
SAM	4-2	.667	16-14	.533
UNCG	2-1	.667	21-7	.750
VMI	3-3	.500	13-14	.481
CIT	3-3	.500	12-16	.429
ETSU	2-4	.333	15-10	.600
WCU	1-5	.167	3-24	.111
Furman	0-3	.000	4-15	.483

2018 Preseason Awards

Players of the Year

JT Thomas, Mercer

Pitcher of the Year

Josh Winder, VMI

First Team Preseason All-SoCon

SP Cody Shelton, Samford
 SP Josh Winder, VMI
 RP Robert Broom, Mercer
 C JT Thomas, Mercer
 1B Brandon Elmy, Furman
2B Austin Embler, UNCG
 SS Chris Cook, ETSU
3B Caleb Webster, UNCG
OF Andrew Moritz, UNCG
OF Dillon Stewart, UNCG
 OF Matt Pita, VMI
 OF McClain Bradley, Wofford
DH Devin Ruiz, UNCG

Second Team All-SoCon

SP Ryan Simpler, ETSU
SP Matt Frisbee, UNCG
 RP Wyatt Burns, Samford
 C Peyton Maddox, VMI
 1B Collin Fleischer, VMI
 2B Reed Massey, Wofford
SS Tripp Shelton, UNCG
 3B Jonathan Sabo, The Citadel
 OF Aaron Maher, ETSU
 OF Landon Kay, Furman
 OF Troy Dixon, Samford
 DH Ayrton Schafer, Samford

league. UNCG placed second in the league's media poll. The Spartans led all teams with seven selections on the Preseason All-SoCon squad, including five on the first team. First team honorees include second baseman Austin Embler, third baseman Caleb Webster, outfielders Andrew Moritz and Dillon Stewart and designated hitter Devin Ruiz. Second team selections were starting pitcher Matt Frisbee and shortstop Tripp Shelton.

Around the NCAA (as of April 5, 2018)

Category - Amount - Ranking

Batting average - .326 - 2nd

Runs - 203 - 26th

Doubles - 54 - 46th

Triples - 13 - 5th

Home Runs - 22 - 72nd

On-base percentage - .405 - 14th

Stolen Bases - 58 - 8th

Scoring - 7.3 - 24th

Hits - 324 - 5th

Doubles per game - 1.93 - 52nd

Triples per game - 0.46 - 5th

Slugging Percentage - .473 - 16th

Sacrifice Flies - 10 - 142nd

Walks - 119 - 100th

Captains

Head Coach Link Jarrett announced the captains of the 2018 UNCG Baseball team prior to the start of the season. Seniors Jake Kusz, Dan Loats and Andrew Wantz have been elected captains by their teammates.

Kusz is a three-year letterwinner for the Spartans and missed last season due to an injury. The senior catcher has made 127 starts including all 59 behind the plate during the 2016 season. He ranks fifth in runs career runs scored among active players and is has driven in 89 career-runs, fourth-most among active players. Kusz was also voted team captain for the 2017 season.

Loats worked his way into a weekend role last season and earned UNCG's highest winning percentage among starting pitchers (.727) After starting the season 0-2, Loats went on to win eight-straight, as the Spartans were 12-5 when Loats toed the rubber. In the Southern Conference Tournament, Loats earned the win to advance the Spartans to the championship game and came out of the bullpen the next day to earn his second save of the season as UNCG clinched the SoCon Championship. Loats' toughness has been an important part of his Spartan career. In December, he was diagnosed with cancer. He has worked his way back into the weekend rotation while balancing treatment and school.

2018 will be Wantz's second as a team captain. In three seasons, he has earned a 19-8 record on the hill and earned a 4.00 earned run average in 216.0 innings. He's struck out 222 hitters and has led the team in relief appearances the last two years. His 14 career saves ranks second all-time in program history.

UNCG's GOATs

Several of UNCG's upperclassmen have the change to etch their names in the UNCG history book. Here's a quick look at some of the potential records that could be set by several Spartans this season.

Pitching

Saves

Record 19, Jason Parsons (1995-98)

2nd 14, Andrew Wantz (2015-present)

Wins (Record - 38, Jason Parsons (1995-98))

8th 19, Jay Metzgar (2001-04)

18, Matt Frisbee (2016-present)

Hitting

Triples

Record - 18, Corey Overholtzen (2007-10)

2nd 16, Andrew Moritz (2016-present)

Career Batting Average (Min. 300 At bats)

Record - .381, Ryan Gordon (2000-04)

.399, Andrew Moritz (2016-present)

Relief Appearances (Record - 129, Ted Toler (1998-01))

6th 82, Greg Smith (2008-11) and Tyler Frazier (2012-15)

80, Andrew Wantz (2015-present)

Back in Action

UNCG is back in action Tuesday as it makes the short trip across the triad for a matchup with the High Point Panthers at 6 p.m.

Career Leaders

Batting Average (Min. 300 ABs)

1. Ryan Gordon (2000-04).....	.381
2. Christian Wolfe (2012-13).....	.367
3. Kenny Vawter (1997-98).....	.366
4. Tonka Maynor (1991-94).....	.363
5. Shane Schumaker (2000-01).....	.357

Hits

1. Dominic Pattie (1995-98)	299
2. Ryan Gordon(2000-04).....	262
T3. Jeremy Purcell (1997-2000).....	239
T3. Tonka Maynor (1991-94)).....	239
5. Nicky Phillips (1994-97)	237

Home Runs

1. Trevor Edwards (2009-13)	39
2. Tim Giles (1994-96).....	38
3. Jeremy Purcell (1997-2000)	37
4. Tonka Maynor (1991-94).....	25
5. Joey DeAngelis (1991-94)	24

Runs Batted In

1. Tonka Maynor (1991-94).....	171
2. Trevor Edwards (2009-13)	165
3. Tim Giles (1994-96).....	159
4. Nicky Phillips (1994-97)	151
5. Ryan Gordon (2000-04).....	150

Earned Run Average (Min. 100 IP)

1. Sean Pick (1991-94)	3.03
2. Chris Mason (2003-05)	3.08
3. Patrick Currin (2003-06)	3.18
4. Jason Parsons (1995-98)).....	3.31
5. Ryan Clark (2013-15)	3.62

Wins

1. Jason Parsons (1995-98)	34
2. Scooter Michael (2000-04).....	32
3. Jonathon Jackson (1996-99).....	30
4. Anthony Sylvester (1993-96).....	24
T5. Jarrett Santos (2003-04)	20
T5. Jay Kuykendall (1993-96).....	20
T5. Taft Cable (1998-2001).....	20

Strikeouts

1. Jonathon Jackson (1996-99)	301
2. Scooter Michael (2001-04).....	297
3. Ryan Falcon (2003-07)	285
4. Jason Parsons (1995-98)	265
5. Warren Slack (2008-11)	251

The Last Time...

a player had four hits in a game

4-for-4, Greg Hardison
at Lipscomb -- March 16, 2018

a player had six hits in a game

6-for-7, Sean Guite
vs. Princeton -- Mar. 15, 2014

a player had 5-8 RBIs in a game

5, Cesar Trejo
at Samford -- May 20, 2017

a player had two home runs in a game

Dillon Stewart
at Tennessee -- Feb. 25, 2018

a player hit a grand slam

Cesar Trejo
at Lipscomb -- March 17, 2018

UNCG hit two HRs in a game

Andrew Moritz / Dillon Stewart
vs. Georgetown -- March 29, 2018

UNCG hit back-to-back home runs

Michael Goss / JoJo Underwood
vs. Michigan State -- Feb. 25, 2017

a player stole four bases in a game

Brandon Weber
at Duke -- April 20, 1999

a player pitched a complete game shutout

Matt Frisbee (7 innings)
vs. Furman -- April 17, 2016

a player stuck out 15 batters or more

16, Chris Mason
vs. ETSU -- March 25, 2005

UNCG was shut out

4-0 loss
at Samford -- May 18, 2017

UNCG scored 15-19 runs

15-5 (7 innings)
vs. The Citadel -- May 14, 2017

turned a triple play

5-4-3-2 GTP
at VMI -- May 7, 2017

a player had five hits in a game

5-for-5, Greg Hardison
at Lipscomb -- March 18, 2018

UNCG had 20 hits or more in a game

21 hits (18 1B, 1 2B, 2 HR)
vs. UNC Asheville -- March 28, 2017

a player had 9 RBI in a game (School Record)

9, Steve Mokaan
at Radford -- Mar. 30, 1997

a player hit three home runs in a game

Ricky Orton
vs. College of Charleston -- May 3, 2008

UNCG led off the game with an HR

Austin Embler
vs. High Point -- March 27, 2018

UNCG hit three or more HRs in a game

Dillon Stewart / Jake Kusz / Cesar Trejo / Ryan Clinch (4)
vs. Appalachian State - Feb. 16, 2018

a player stole three bases in a game

L.J. Kalawaia / Tripp Shelton
vs. NC A&T -- Mar. 22, 2016

a player pitched a complete game

Matt Frisbee
vs. Lipscomb -- March 16, 2018

a player stuck out 10-14 batters

13, Matt Frisbee
at Lipscomb -- March 16, 2018

UNCG shut out an opponent

2-0 win
vs. Charlotte -- April 3, 2018

UNCG scored 10-14 runs

12-6 - win
vs. High Point -- March 27, 2018

UNCG scored 20 runs or more

25-7 win
vs. Lafayette -- March 16, 2017

UNCG won on a walk off

6-3 win (10 innings)
vs. VMI -- March 23, 2018 - Game 2

Spartans In The Draft

Year	Name, Pos.	Round	Organization
2017	Jack Maynard, RHP	21st	Arizona Diamonbacks
2017	Ben Spitznagel, OF	27th	Oakland Athletics
2016	L.J. Kalawaia, OF	21st	Los Angeles Angels
2016	Hunter Smith, RHP	24th	Boston Red Sox
2016	Collin Woody, INF	38th	Baltimore Orioles
2015	Ryan Clark, RHP	5th	Atlanta Braves
2014	Max Povse, RHP	3rd	Atlanta Braves
2014	Dylan Thompson, RHP	31st	Colorado Rockies
2013	Cambric Moye, C	30th	Los Angeles Angels
2013	Dominique Vattuone, RHP	32nd	Oakland Athletics
2012	Tyler Holstegge, RHP	21st	Oakland Athletics
2011	Jarrett Miller, RHP	21st	Atlanta Braves
2010	Blake Hassebrock, RHP	8th	Oakland Athletics
2009	Rob Gilliam, RHP	8th	Oakland Athletics
2008	Ricky Orton, 1B	29th	Florida Marlins
2008	Matt Gaski, SS	34th	San Diego Padres
2007	Guy Welsh, 3B	18th	Seattle Mariners
2007	Lee Land, RHP	28th	Oakland Athletics
2007	Ryan Falcon, LHP	29th	Texas Rangers
2006	Jermaine Mitchell, OF	5th	Oakland Athletics
2006	Patrick Currin, RHP	22nd	Oakland Athletics
2005	Chris Mason, RHP	2nd	Tampa Bay Devil Rays
2004	Jason Metzger, LHP	23rd	Colorado Rockies
2004	Jarrett Santos, RHP	34th	Florida Marlins
2003	Ryan Gordon, LHP	43rd	Toronto Blue Jays
2002	Everett Hancock, LHP	28th	Detroit Tigers
2001	Taft Cable, RHP	8th	Philadelphia Phillies
1999	Corey McDonald, LHP	21st	Detroit Tigers
1998	Lance Surridge, RHP	15th	Boston Red Sox
1997	Lance Surridge, RHP	18th	Baltimore Orioles
1996	Tim Giles, 1B	20th	Toronto Blue Jays
1994	Tonka Maynor, OF/1B	27th	Pittsburgh Pirates
1994	Joey DeAngelis, 1B	33rd	Colorado Rockies
1994	Dan Schneider, C	36th	San Francisco Giants
1993	Brian Moehler, RHP	6th	Detroit Tigers
1993	Tonka Maynor, OF/1B	47th	Pittsburgh Pirates

2018 UNCG Baseball Roster

No.	Name	Pos.	B/T	Ht.	Wt.	Yr.	Hometown (Previous School)
1	Caleb Webster	INF	R/R	5-10	165	So.	Randleman, N.C. (Randleman)
2	Tripp Shelton	INF	R/R	5-11	165	Sr.	Winston-Salem, N.C. (West Forsyth)
3	Coleman Sawyer	C/OF	L/R	6-0	180	Fr.	Greenville, N.C. (JH Rose)
4	Andrew Moritz	OF	L/R	5-11	180	Jr.	Charlotte, N.C. (Providence)
6	Josh Madole	1B	L/L	6-1	200	Fr.	Hampstead, N.C. (Topsail)
7	Ryan Clinch	OF/C	L/R	6-3	180	Sr.	Jamestown, N.C. (Brunswick CC)
8	Austin Embler	INF	L/R	5-9	165	R-Jr.	Southern Pines, N.C. (Pinecrest)
10	Dillon Stewart	INF/OF	R/R	6-1	195	R-Sr.	Coats, N.C. (Brunswick CC)
12	Grayson Chapman	OF	L/L	6-2	190	Fr.	Stony Point, N.C. (Alexander Central)
13	Chase Bishop	C	R/R	5-8	185	Fr.	Mooresville, N.C. (Lake Norman)
14	Brandon Stephens	INF/RHP	R/R	6-3	195	So.	Willow Spring, N.C. (Wake Christian Academy)
15	Chad Sykes	RHP	R/R	5-11	170	Sr.	Creedmoor, N.C. (Voyager Academy)
18	Hogan Windish	INF	R/R	6-1	180	Fr.	Jefferson, N.C. (Ashe County)
20	Dan Loats	RHP	R/R	6-4	200	Sr.	Eden Prairie, Minn. (North Iowa Area CC)
21	Greg Hardison	INF	L/R	6-1	165	Fr.	Greenville, N.C. (JH Rose)
22	Alex Sova	RHP	R/R	6-7	235	Sr.	Midland, Mich. (Kellogg CC)
23	Easton Welch	RHP	R/R	6-0	190	R-Sr.	Randleman, N.C. (Gardner-Webb)
24	Cesar Trejo	INF	R/R	6-2	195	Jr.	Greensboro, N.C. (Ragsdale)
26	Ryan Caveness	C	R/R	6-2	205	So.	Greensboro, N.C. (Southern Guilford)
27	Jake Mayhew	RHP	R/R	6-0	190	R-So.	Winston-Salem, N.C. (West Forsyth)
28	Devin Ruiz	OF	R/R	6-2	215	Sr.	Pennsauken, N.J. (Paul VI)
29	Zach Kuchmaner	LHP	L/L	6-1	200	R-Jr.	Charlotte, N.C. (North Carolina)
30	Jack Maynard	RHP	R/R	5-11	190	Sr.	Crozet, Va. (Patrick Henry CC)
31	Andrew Wantz	RHP	L/R	6-4	240	Sr.	Holly Springs, N.C. (Holly Springs)
32	Jake Lewis	LHP	R/L	6-2	205	Jr.	Wendell, N.C. (Corinth Holders)
33	Matt Frisbee	RHP	R/R	6-5	230	Jr.	Candler, N.C. (Enka)
34	Jeremiah Triplett	RHP	R/R	6-2	200	R-So.	Wilkesboro, N.C. (West Wilkes)
35	Jake Kusz	C	R/R	6-3	220	R-Sr.	Durham, N.C. (Riverside)
36	Alex Hoppe	RHP	R/R	6-1	175	Fr.	Clinton, Iowa (Unity Christian)
37	Bryce Hensley	LHP	L/L	6-4	200	Sr.	Asheville, N.C. (Catawba Valley CC)
38	Trey Kissack	RHP	R/R	6-0	190	So.	Grand Island, Neb (Southeast CC)
44	Jack Ponder	RHP	R/R	6-6	190	Fr.	Candler, N.C. (Enka)

Head coach: #5 Link Jarrett -- 6th season (Florida State '96)

Assistant coach: #48 Jerry Edwards -- 6h season (North Carolina Wesleyan '99)

Assistant coach: #19 Joey Holcomb -- 6th season (Huntingdon, '06)

Volunteer assistant coach: #11 Blair Betts -- 1st season (UNCG '15)

Student Managers: Adam Hutson, Michael Bates

2018 UNCG Baseball Roster Breakdown

By Class:

Senior -- 12

Junior -- 7

Sophomore -- 6

Freshman -- 8

By State / Province:

North Carolina - 26

Minnesota - 1

Michigan - 1

New Jersey - 1

Nebraska - 1

Virginia - 1

Pronunciation

Andrew Moritz -- MORE-its

Cesar Trejo -- C-zer, TRAY-ho

Devin Ruiz -- REW-eez

Andrew Wantz -- WAAnce like Lance

Alex Hoppe -- HOP-ee

Josh Madole -- mah-DOLE

Ryan Caveness -- CAV-ness

Zach Kuchmaner - KOOCH - manner

Jake Kusz -- Cush

The Extra Base

UNCG's record when...

game is played at home	15-4	UNCG's starting pitcher is:	
game is played on the road	6-3	Matt Frisbee	6-1
game is played at a neutral site	0-0	Bryce Hensley	6-1
		Trey Kissack	1-2
game is played during the day	16-6	Jake Mayhew	3-0
game is played at night	5-1	Dan Loats	2-3
		Jake Lewis	2-0
opponent's starter is right-handed	13-4	wearing white jerseys	2-2
opponent's starter is left-handed	8-3	wearing pinstripes	3-1
		wearing gray jerseys	1-2
game is decided by one or two runs	5-5	wearing gold jerseys	7-1
game is decided by three or four runs	6-1	wearing navy blue jerseys	8-1
game is decided by five or more runs	10-1		
scoring 0-2 runs	1-3	opponent is from Alabama	0-0
scoring 3-5 runs	5-2	opponent is from Georgia	0-0
scoring 6-9 runs	6-2	opponent is from Michigan	1-0
scoring 10+ runs	9-0	opponent is from New York	4-2
		opponent is from North Carolina	8-2
allowing 0-2 runs	7-0	opponent is from Pennsylvania	3-0
allowing 3-5 runs	10-3	opponent is from South Carolina	1-0
allowing 6-9 runs	4-2	opponent is from Tennessee	3-3
allowing 10+ runs	0-2	opponent is from Virginia	2-1
		opponent is from Washington D.C.	3-0
scoring in the 1st inning	10-0	game-time temperature is at or above 70	4-3
opponent scores in the 1st inning	5-1	game-time temperature is below 69	18-4
scoring first	13-2		
opponent scores first	8-5		
leading after the 6th inning	18-2		
trailing after the 6th inning	2-4		
game is tied after six innings	1-1		
leading after the 7th inning	19-1		
trailing after the 7th inning	1-6		
game is tied after seven innings	1-0		
leading after the 8th inning	19-0		
trailing after the 8th inning	0-7		
game is tied after eight innings	2-0		
hitting no home runs	10-5		
hitting one home run	4-2		
hitting two or more home runs	7-0		
opponent hits no home runs	13-3		
opponent hits one home run	6-3		
opponent hits two or more home runs	2-1		
UNCG out-hits their opponent	18-2		
opponent out-hits UNCG	3-3		
hits are equal	0-2		
game followed a win	14-6		
game followed a loss	6-1		
making no errors	7-3		
making one error	13-3		
making two errors or more	1-1		
opponent makes no errors	7-2		
opponent makes one error	5-3		
opponent makes two errors or more	9-2		

Stats Central

Pitching By Inning

Inning	ERA	IP	H	R/ER	BB/SO	B/Avg
1st	1.93	28.0	16	8/6	9/34	.162
2nd	3.54	28.0	25	13/11	10/33	.240
3rd	4.50	28.0	34	17/14	8/24	.304
4th	4.82	28.0	29	15/15	15/28	.279
5th	3.86	28.0	23	13/12	16/31	.225
6th	5.46	28.0	31	19/17	19/32	.272
7th	3.21	28.0	19	11/10	10/34	.190
8th	3.54	28.0	21	11/11	7/35	.214
9th	4.32	25.0	22	13/12	11/35	.239
10th +	1.80	5.0	23	2/1	1/8	.167

Hitting By Inning

Inning	Avg	R	H	RBI	XBH	SLG%
1st	.321	22	35	18	9	.450
2nd	.257	15	26	11	13	.436
3rd	.354	23	40	19	9	.478
4th	.333	32	39	25	9	.487
5th	.395	27	49	24	13	.565
6th	.328	20	40	18	5	.402
7th	.325	24	39	23	16	.525
8th	.275	20	30	16	8	.404
9th	.317	11	19	11	6	.450
10th +	.389	9	7	9	2	.722

Situational Hitting

with bases empty314 (139-442)
with runners on336 (185-551)
with bases loaded267 (8-30)
with runners in scoring pos.324 (109-336)
pinch hitting154 (2-13)
with two outs267 (83-311)
two out RBI	60

Situational Pitching

with bases empty234 (124-531)
with runners on240 (99-412)
with bases loaded286 (8-28)
with runners in scoring pos.236 (61-259)
pinch hitting154 (4-26)
with two outs240 (77-2321)
two-out RBIs	35

Starting Lineup by Batting Order

Opponent	First	Second	Third	Fourth	Fifth	Sixth	Seventh	Eighth	Ninth
Game 1: Feb. 16 vs. App State	Embler	Webster	Moritz	Stewart	Shelton	Kusz	Madole	Trejo	Clinch
Game 2: Feb. 17 vs. App State	Embler	Webster	Moritz	Stewart	Shellton	Kusz	Madole	Trejo	Clinch
Game 3: Feb. 18 vs. App State	Embler	Webster	Moritz	Stewart	Shelton	Trejo	Clinch	Kusz	Madole
Game 4: Feb. 20 vs. Oakland	Embler	Webster	Moritz	Stewart	Shelton	Trejo	Clinch	Caveness	Madole
Game 5: Feb. 23 at Tennessee	Embler	Webster	Moritz	Stewart	Shelton	Trejo	Clinch	Kusz	Madole
Game 6: Feb. 24 at Tennessee	Embler	Webster	Moritz	Stewart	Trejo	Shelton	Clinch	Kusz	Madole
Game 7: Feb. 25 at Tennessee	Embler	Webster	Moritz	Stewart	Trejo	Shelton	Madole	Kusz	Clinch
Game 8: Feb. 28 at Wake Forest	Embler	Webster	Moritz	Stewart	Trejo	Shelton	Madole	Kusz	Hardison
Game 9: Mar. 2 vs. Marist	Embler	Wesbter	Moritz	Stewart	Trejo	Madole	Clinch	Kusz	Hardison
Game 10: Mar. 3 vs. Marist	Embler	Webster	Moritz	Stewart	Trejo	Caveness	Madole	Kusz	Hardison
Game 11: Mar. 4 vs. Marist	Embler	Webster	Moritz	Stewart	Trejo	Shelton	Clinch	Ruiz	Hardison
Game 12: Mar. 7 at Elon	Embler	Webster	Moritz	Stewart	Trejo	Shelton	Madole	Caveness	Hardison
Game 13: Mar. 9 vs. Lafayette	Embler	Webster	Moritz	Stewart	Trejo	Shelton	Madole	Caveness	Hardison
Game 14: Mar. 10 vs. Lafayette	Embler	Webster	Moritz	Stewart	Trejo	Shelton	Madole	Caveness	Hardison
Game 15: Mar. 11 vs. Lafayette	Embler	Webster	Moritz	Stewart	Trejo	Shelton	Madole	Clinch	Hardison
Game 16: Mar. 6 at Winthrop	Embler	Webster	Moritz	Stewart	Trejo	Shelton	Madole	Clinch	Hardison
Game 17: Mar. 16 at Lipscomb	Embler	Webster	Moritz	Stewart	Trejo	Shelton	Madole	Caveness	Hardison
Game 18: Mar. 17 at Lipscomb	Embler	Webster	Moritz	Stewart	Trejo	Madole	Shelton	Hardison	Clinch
Game 19: Mar. 18 at Lipscomb	Embler	Webster	Moritz	Stewart	Trejo	Shelton	Madole	Caveness	Hardison
Game 20: Mar. 23 vs. VMI *	Embler	Webster	Moritz	Stewart	Trejo	Hardison	Shelton	Madole	Clinch
Game 21: Mar. 24 vs. VMI *	Embler	Webster	Moritz	Stewart	Trejo	Madole	Caveness	Hardison	Shelton
Game 22: Mar. 25 vs. VMI *	Moritz	Webster	Stewart	Trejo	Madole	Shelton	Clinch	Kusz	Hardison
Game 23: Mar. 27 vs. High Point	Embler	Webster	Moritz	Stewart	Trejo	Clinch	Shelton	Madole	Kusz
Game 24: Mar. 29 vs. Georgetown	Embler	Webster	Moritz	Stewart	Trejo	Clinch	Shelton	Madole	Kusz
Game 25: Mar. 30 vs. Georgetown	Embler	Webster	Moritz	Stewart	Trejo	Clinch	Shelton	Madole	Kusz
Game 26: Mar. 31 vs. Georgetown	Embler	Webster	Moritz	Stewart	Trejo	Shelton	Hardison	Caveness	Madole
Game 27: Apr. 2 vs. NC A&T	Embler	Webster	Moritz	Stewart	Trejo	Shelton	Madole	Kusz	Caveness
Game 28: April 3 vs. Charlotte	Embler	Webster	Moritz	Stewart	Trejo	Kuchmaner	Shelton	Clinch	Madole
Game 29: April 6 at Western Carolina *									
Game 30: April 7 at Western Carolina *									
Game 31: April 8 at Western Carolina *									
Game 32: April 10 at High Point									
Game 33: April 13 vs. ETSU *									
Game 34: April 14 vs. ETSU *									
Game 35: April 15 vs. ETSU *									
Game 36: April 17 vs. Wake Forest									
Game 37: April 20 vs. Samford *									
Game 38: April 21 vs. Samford *									
Game 39: April 22 vs. Samford *									
Game 40: April 27 at Wofford *									
Game 41: April 28 at Wofford *									
Game 42: April 29 at Wofford *									
Game 43: May 5 vs. Mercer *									
Game 44: May 6 vs. Mercer *									
Game 45: May 7 vs. Mercer *									
Game 46: May 8 vs. Winthrop									
Game 47: May 11 at The Citadel *									
Game 48: May 12 at The Citadel *									
Game 49: May 13 at The Citadel *									
Game 50: Mar. 13 vs. Elon									
Game 51: May 17 at Furman *									
Game 52: May 18 at Furman *									
Game 53: May 19 at Furman *									
Game 54: SoCon Tournament:									
Game 55: SoCon Tournament:									
Game 56: SoCon Tournament:									
Game 57: SoCon Tournament:									

Starting Lineup by Position

[illegible]

Notable Offensive Stats

HOME RUNS

Player	Opponent (Date)	Pitcher	Inning	Type
Stewart	App State (2/16)	Vaccacio	4th	Solo
Clinch	App State (2/16)	Vaccacio	5th	Solo
Kusz	App State (2/16)	Vaccacio	7th	Solo
Trejo	App State (2/16)	Howell	7th	Two-Run
Trejo	App State (2/17)	Bowman	7th	Two-Run
Shelton	Oakland (2/20)	Burkert	4th	Two-Run
Stewart	Tennessee (2/25)	Crochet	6th	Solo
Stewart	Tennessee (2/25)	Crochet	8th	Solo
Moritz	Wake Forest (2/28)	Shuster	1st	Two-Run
Kusz	Wake Forest (2/28)	Witt	9th	Three-Run
Trejo	Lafayette (3/13)	Kreyer	4th	Solo
Shelton	Lafayette (3/13)	Johnson	6th	Two-Run
Stewart	Lipscomb (3/17)	Kachmar	5th	Two-Run
Trejo	Lipscomb (3/17)	Kemp	13th	Grand Slam
Stewart	Lipscomb (3/18)	Thompson	2nd	Solo
Moritz	VMI (3/23)	Winder	3rd	Two-Run
Webster	VMI (3/23)	Eagle	10th	Three-Run
Kusz	VMI (3/25)	Staats	3rd	Solo
Embler	High Point (3/27)	Smith	1st	Solo
Stewart	High Point (3/27)	Smith	1st	Two-Run
Moritz	Georgetown (3/29)	Lamon	5th	Three-Run
Stewart	Georgetown (3/29)	Dana	7th	Solo

DOUBLE DIGIT HITS (15-1) * Record with double digit hits

Date	Opponent	Hits	Result
2/16	App State	11	W, 10-3
2/17	App State	16	W, 11-6
2/20	Oakland	15	W, 13-8
2/24	Tennessee	14	L, 11-4
2/28	Wake Forest	19	W, 11-5
3/2	Marist	16	W, 11-1
3/3	Marist	13	W, 6-3
3/7	Elon	11	W, 7-5
3/9	Lafayette	15	W, 14-5
3/10	Lafayette	13	W, 13-5
3/10	Lafayette	13	W, 5-2
3/16	Lipscomb	16	W, 9-3
3/17	Lipscomb	19	W, 13-9 (13)
3/23	VMI	14	W, 9-1
3/25	VMI	14	L, 8-7
3/27	High Point	13	W, 12-6
3/29	Georgetown	10	W, 7-3

DOUBLE DIGIT RUNS (9-0) * Record with double digit runs

Date	Opponent	Runs	Result
2/16	App State	10	W, 10-3
2/17	App State	11	W, 11-6
2/20	Oakland	13	W, 13-8
2/28	Wake Forest	11	W, 11-5
3/2	Marist	11	W, 11-1
3/9	Lafayette	14	W, 14-5
3/10	Lafayette	13	W, 13-5
3/17	Lafayette	13	W, 13-9 (13)
3/27	High Point	12	W, 12-6

2018 Results

Date	Opponent	Score	Inns	Overall	Conference	Pitcher of record	Attend	Time
Feb 16, 2018	APPALACHIAN STATE	w 10-3	9	1-0-0	0-0-0	Wantz (W 1-0)	673	3:00
Feb 17, 2018	APPALACHIAN STATE	w 11-6	9	2-0-0	0-0-0	Wantz (W 2-0)	562	3:23
Feb 18, 2018	APPALACHIAN STATE	L 4-6	9	2-1-0	0-0-0	Kissack (L 0-1)	732	3:09
Feb 20, 2018	OAKLAND	w 13-8	9	3-1-0	0-0-0	Mayhew (W 1-0)	443	3:02
Feb 23, 2018	at Tennessee	L 2-3	9	3-2-0	0-0-0	Maynard (L 0-1)	1286	3:38
Feb 24, 2018	at Tennessee	L 4-11	9	3-3-0	0-0-0	Hensley (L 0-1)	1383	2:43
Feb 25, 2018	at Tennessee	w 3-2	9	4-3-0	0-0-0	Maynard (W 1-1)	1110	2:42
Feb 28, 2018	at Wake Forest	w 11-5	9	5-3-0	0-0-0	Maynard (W 2-1)	291	3:04
Mar 02, 2018	MARIST	w 11-1	9	6-3-0	0-0-0	Frisbee (W 1-0)	312	2:54
Mar 03, 2018	MARIST	w 6-3	9	7-3-0	0-0-0	Hensley (W 1-1)	302	2:40
Mar 04, 2018	MARIST	L 7-10	9	7-4-0	0-0-0	Loats (L 0-1)	347	3:45
Mar 07, 2018	at Elon	w 7-5	9	8-4-0	0-0-0	Maynard (W 3-1)	142	3:33
Mar 09, 2018	LAFAYETTE	w 14-5	9	9-4-0	0-0-0	Frisbee (W 2-0)	306	3:13
Mar 10, 2018	LAFAYETTE-1	w 13-5	9	10-4-0	0-0-0	Hensley (W 2-1)	295	3:12
Mar 10, 2018	LAFAYETTE-2	w 5-2	9	11-4-0	0-0-0	Maynard (W 3-1)	295	3:00
Mar 14, 2018	at Winthrop	w 3-2	9	12-4-0	0-0-0	Welch (W 1-0)	114	2:36
Mar 16, 2018	at Lipscomb	w 9-3	9	13-4-0	0-0-0	Frisbee (W 3-0)	127	3:10
Mar 17, 2018	at Lipscomb	w 13-9	(13)	14-4-0	0-0-0	Lewis (W 1-0)	277	4:39
Mar 18, 2018	at Lipscomb	L 2-3	9	14-5-0	0-0-0	Welch (L 1-1)	287	2:36
* Mar 23, 2018	VMI-1	w 9-1	9	15-5-0	1-0-0	Frisbee (W 4-0)	528	3:19
* Mar 23, 2018	VMI-2	w 6-3	(10)	16-5-0	2-0-0	Wantz (W 3-0)	576	3:00
* Mar 25, 2018	VMI	L 7-8	9	16-6-0	2-1-0	Maynard (L 4-2)	486	3:36
Mar 27, 2018	HIGH POINT	w 12-6	9	17-6-0	2-1-0	Welch (W 2-1)	367	3:33
Mar 29, 2018	GEORGETOWN	w 7-3	9	18-6-0	2-1-0	Lewis (W 2-0)	461	2:32
Mar 30, 2018	GEORGETOWN	w 5-2	9	19-6-0	2-1-0	Frisbee (W 5-0)	463	2:47
Mar 31, 2018	GEORGETOWN	w 5-4	9	20-6-0	2-1-0	Wantz (W 4-0)	531	2:30
Apr 02, 2018	NORTH CAROLINA A&T	L 2-3	9	20-7-0	2-1-0	Loats (L 0-2)	542	2:47
Apr 03, 2018	CHARLOTTE	w 2-0	9	21-7-0	2-1-0	Lewis (W 3-0)	603	2:06

() extra inning game

2018 Overall Statistics

Record: 21-7 Home: 15-4 Away: 6-3 Conference: 2-1

Player	avg	gp-gs	ab	r	h	2b	3b	hr	rbi	tb	slg%	bb	hp	so	gdp	ob%	sf	sh	sb-att	po	a	e	fld%
24 Cesar Trejo	.425	28-28	106	22	45	11	4	4	31	76	.717	14	1	15	4	.484	3	0	14-14	43	1	3	.936
4 Andrew Moritz	.415	28-28	106	27	44	7	3	3	27	66	.623	18	2	14	0	.500	2	2	8-11	45	0	0	1.000
10 Dillon Stewart	.368	28-28	106	29	39	8	1	7	25	70	.660	15	4	17	0	.464	0	0	9-9	45	2	0	1.000
8 Austin Embler	.356	27-27	118	29	42	7	2	1	16	56	.475	15	2	26	1	.437	0	3	7-7	41	73	4	.966
21 Greg Hardison	.351	20-16	74	9	26	5	2	0	10	35	.473	3	0	9	0	.372	1	1	4-7	19	28	1	.979
1 Caleb Webster	.344	28-28	125	26	43	2	0	1	13	48	.384	5	3	9	1	.381	1	4	4-4	13	54	3	.957
6 Josh Madole	.309	28-27	94	17	29	7	1	0	14	38	.404	20	3	16	2	.444	0	0	1-3	228	12	3	.988
2 Tripp Shelton	.239	27-26	92	22	22	2	0	2	16	30	.326	12	3	19	1	.346	0	4	6-7	16	41	3	.950
7 Ryan Clinch	.232	22-18	69	7	16	1	0	1	5	20	.290	7	1	18	3	.308	1	1	1-5	162	14	0	1.000

26 Ryan Caveness	.222	13-10	36	4	8	3	0	0	7	11	.306	2	0	9	1	.263	0	1	1-1	94	16	0	1.000
35 Jake Kusz	.182	16-14	44	7	8	1	0	3	9	18	.409	6	1	11	2	.283	2	0	0-0	30	3	0	1.000
29 Zach Kuchmanar	.182	7-1	11	3	2	0	0	0	1	2	.182	0	0	2	0	.182	0	0	2-2	2	0	0	1.000
28 Devin Ruiz	.000	7-1	8	1	0	0	0	0	0	0	.000	2	0	3	0	.200	0	0	1-1	11	2	0	1.000
3 Coleman Sawyer	.000	5-0	4	0	0	0	0	0	0	0	.000	0	0	1	0	.000	0	0	0-0	1	0	0	1.000
Totals	.326	28	993	203	324	54	13	22	174	470	.473	119	20	169	15	.405	10	16	58-71	762	285	20	.981
Opponents	.236	28	943	122	223	47	4	15	105	323	.343	107	35	294	15	.334	7	9	15-22	726	281	37	.965

LOB - Team (229), Opp (217). DPs turned - Team (19), Opp (17). IBB - Team (2), Trejo 2, Opp (1). Picked off - Clinch 2, Madole 2, Hardison 1, Kusz 1.

(All games Sorted by Earned run avg)

Player	era	w-l	app	gs	cg	sho	sv	ip	h	r	er	bb	so	2b	3b	hr	b/avg	wp	hp	bk	sfa	sha
30 Jack Maynard	1.88	4-2	16	0	0	0/1	4	38.1	34	10	8	5	51	4	0	0	.239	3	3	2	2	1
33 Matt Frisbee	2.11	5-0	7	7	1	0/0	0	42.2	35	12	10	15	54	8	0	2	.219	2	1	1	1	1
31 Andrew Wantz	2.54	4-0	15	0	0	0/0	6	28.1	20	9	8	9	41	5	0	2	.198	1	3	0	0	1
37 Bryce Hensley	4.62	2-1	7	7	0	0/0	0	37.0	40	21	19	8	42	5	0	1	.278	1	5	0	2	1

23 Easton Welch	2.62	2-1	16	0	0	0/0	1	24.0	17	7	7	11	15	5	1	2	.207	2	6	0	0	2
32 Jake Lewis	3.58	3-0	14	2	0	0/1	0	27.2	18	12	11	12	40	5	2	0	.186	2	3	0	0	1
20 Dan Loats	3.80	0-2	9	5	0	0/0	0	23.2	24	14	10	11	20	4	1	2	.264	0	7	1	1	1
38 Trey Kissack	6.57	0-1	5	3	0	0/0	0	12.1	11	9	9	10	9	2	0	2	.239	6	3	1	0	0
27 Jake Mayhew	7.11	1-0	5	4	0	0/0	0	12.2	13	11	10	11	14	3	0	1	.265	1	3	0	1	0
44 Jack Ponder	13.50	0-0	3	0	0	0/0	0	2.2	2	4	4	3	4	1	0	1	.250	0	0	0	0	1
36 Alex Hoppe	18.00	0-0	3	0	0	0/0	0	2.0	4	4	4	7	1	2	0	0	.400	1	0	0	0	0
34 Jeremiah Triplett	23.14	0-0	3	0	0	0/0	0	2.1	3	6	6	3	3	1	0	2	.300	2	1	0	0	0
22 Alex Sova	81.00	0-0	1	0	0	0/0	0	0.1	2	3	3	2	0	2	0	0	.667	1	0	0	0	0
Totals	3.86	21-7	28	28	1	1/1	11	254.0	223	122	109	107	294	47	4	15	.236	22	35	5	7	9
Opponents	6.55	7-21	28	28	0	0/0	5	242.0	324	203	176	119	169	54	13	22	.326	32	20	6	10	16

PB - Team (7), Clinch 4, Caveness 3, Opp (10). Pickoffs - Team (10), Clinch 2, Welch 2, Ponder 1, Hensley 1, Loats 1, Lewis 1, Frisbee 1, Mayhew 1, Opp (6). SBA/ATT - Caveness (7-11), Clinch (6-9), Hensley (4-4), Maynard (3-4), Frisbee (3-4), Kusz (2-2), Welch (2-2), Lewis (1-2), Wantz (2-2), Loats (0-2), Mayhew (0-1), Kissack (0-1).

Season/Career Statistics

Record: 21-7 Home: 15-4 Away: 6-3 Conference: 2-1

Player	SEASON											CAREER															
	Avg	G-GS	AB	R	H	2B	3B	HR	RBI	BB	Hbp	SO	Sb-Att	Avg	G-GS	AB	R	H	2B	3B	HR	RBI	BB	Hbp	SO	Sb-Att	
24 Cesar Trejo	.425	28-28	106	22	45	11	4	4	31	14	1	15	14-14	.341	136-132	496	105	169	29	9	25	117	54	9	120	21-23	
4 Andrew Moritz	.415	28-28	106	27	44	7	3	3	27	18	2	14	8-11	.399	128-128	511	130	204	26	16	7	98	60	5	57	32-41	
10 Dillon Stewart	.368	28-28	106	29	39	8	1	7	25	15	4	17	9-9	.330	111-104	388	105	128	31	6	24	102	65	13	82	22-27	
8 Austin Embler	.356	27-27	118	29	42	7	2	1	16	15	2	26	7-7	.327	105-95	379	75	124	16	4	4	55	45	3	74	14-18	
21 Greg Hardison	.351	20-16	74	9	26	5	2	0	10	3	0	9	4-7	.351	20-16	74	9	26	5	2	0	10	3	0	9	4-7	
1 Caleb Webster	.344	28-28	125	26	43	2	0	1	13	5	3	9	4-4	.368	79-77	326	66	120	16	5	2	53	19	4	26	6-7	
6 Josh Madole	.309	28-27	94	17	29	7	1	0	14	20	3	16	1-3	.309	28-27	94	17	29	7	1	0	14	20	3	16	1-3	
2 Tripp Shelton	.239	27-26	92	22	22	2	0	2	16	12	3	19	6-7	.297	164-160	583	116	173	33	5	14	95	61	11	101	22-25	
7 Ryan Clinch	.232	22-18	69	7	16	1	0	1	5	7	1	18	1-5	.255	80-75	259	50	66	8	3	3	35	21	8	61	6-12	
=====																											
26 Ryan Caveness	.222	13-10	36	4	8	3	0	0	7	2	0	9	1-1	.222	13-10	36	4	8	3	0	0	7	2	0	9	1-1	
35 Jake Kusz	.182	16-14	44	7	8	1	0	3	9	6	1	11	0-0	.270	142-132	485	81	131	28	1	17	94	49	7	102	3-4	
29 Zach Kuchmaner	.182	7-1	11	3	2	0	0	0	1	0	0	2	2-2	.267	27-7	45	8	12	0	1	0	10	3	0	9	2-3	
28 Devin Ruiz	.000	7-1	8	1	0	0	0	0	0	2	0	3	1-1	.297	89-59	232	35	69	17	4	4	43	34	1	77	4-5	
3 Coleman Sawyer	.000	5-0	4	0	0	0	0	0	0	0	0	1	0-0	.000	5-0	4	0	0	0	0	0	0	0	0	1	0-0	
Totals	.326	28-28	993	203	324	54	13	22	174	119	20	169	58-71														
Opponents	.236	28-28	943	122	223	47	4	15	105	107	35	294	15-22														

(All games Sorted by Earned run avg)

Player	SEASON											CAREER															
	ERA	W-L	App	GS	CG	Sho	Sv	IP	H	R	ER	BB	SO	ERA	W-L	App	GS	CG	Sho	Sv	IP	H	R	ER	BB	SO	
30 Jack Maynard	1.88	4-2	16	0	0	0	4	38.1	34	10	8	5	51	3.39	7-5	39	7	0	0	7	106.1	100	46	40	31	131	
33 Matt Frisbee	2.11	5-0	7	7	1	0	0	42.2	35	12	10	15	54	4.02	18-7	39	38	3	1	0	208.0	197	107	93	76	179	
31 Andrew Wantz	2.54	4-0	15	0	0	0	6	28.1	20	9	8	9	41	3.85	21-8	91	11	0	0	15	227.0	198	109	97	91	238	
37 Bryce Hensley	4.62	2-1	7	7	0	0	0	37.0	40	21	19	8	42	5.22	14-12	42	35	1	0	0	191.1	213	133	111	69	166	
=====																											
23 Easton Welch	2.62	2-1	16	0	0	0	1	24.0	17	7	7	11	15	5.93	2-2	35	0	0	0	1	41.0	49	31	27	24	31	
32 Jake Lewis	3.58	3-0	14	2	0	0	0	27.2	18	12	11	12	40	5.34	6-3	46	12	0	0	0	96.0	94	60	57	56	105	
20 Dan Loats	3.80	0-2	9	5	0	0	0	23.2	24	14	10	11	20	4.92	8-5	26	19	0	0	2	106.0	112	68	58	47	97	
38 Trey Kissack	6.57	0-1	5	3	0	0	0	12.1	11	9	9	10	9	6.57	0-1	5	3	0	0	0	12.1	11	9	9	10	9	
27 Jake Mayhew	7.11	1-0	5	4	0	0	0	12.2	13	11	10	11	14	9.60	1-0	8	4	0	0	0	15.0	19	17	16	14	16	
44 Jack Ponder	13.50	0-0	3	0	0	0	0	2.2	2	4	4	3	4	13.50	0-0	3	0	0	0	0	2.2	2	4	4	3	4	
36 Alex Hoppe	18.00	0-0	3	0	0	0	0	2.0	4	4	4	7	1	18.00	0-0	3	0	0	0	0	2.0	4	4	4	7	1	
34 Jeremiah Triplett	23.14	0-0	3	0	0	0	0	2.1	3	6	6	3	3	21.60	0-0	6	0	0	0	0	5.0	6	12	12	10	8	
22 Alex Sova	81.00	0-0	1	0	0	0	0	0.1	2	3	3	2	0	4.57	1-0	17	0	0	0	1	21.2	17	13	11	24	18	
Totals	3.86	21-7	28	28	1	1	11	254.0	223	122	109	107	294														
Opponents	6.55	7-21	28	28	0	0	5	242.0	324	203	176	119	169														

Team Batting Game-By-Game Stats

Date	Opponent	ab	r	h	rbi	2b	3b	hr	tb	bb	ibb	sb	cs	hbp	sac	sf	gdp	k	po	a	e	lob	avg
Feb 16	APPALACHIAN STATE	35	10	11	10	2	0	4	25	2	0	2	0	0	0	0	1	8	27	4	0	3	.314
Feb 17	APPALACHIAN STATE	37	11	16	10	4	0	1	23	3	0	1	0	2	0	0	2	3	27	11	0	7	.375
Feb 18	APPALACHIAN STATE	38	4	13	3	2	0	0	15	2	0	0	1	1	0	0	0	5	27	8	1	10	.364
Feb 20	OAKLAND	36	13	15	12	4	2	1	26	8	0	3	1	0	1	1	0	6	27	15	1	9	.377
Feb 23	at Tennessee	30	2	6	2	0	0	0	6	8	0	4	0	1	0	0	2	4	24	9	2	10	.347
Feb 24	at Tennessee	40	4	14	4	2	0	0	16	0	0	0	0	0	0	0	1	2	24	13	0	9	.347
Feb 25	at Tennessee	32	3	6	3	1	0	2	13	3	0	4	1	0	1	1	0	7	27	11	1	7	.327
Feb 28	at Wake Forest	43	11	19	10	3	1	2	30	2	0	1	1	0	1	0	0	6	27	8	1	8	.344
Mar 02	MARIST	40	11	16	11	5	2	0	25	7	0	3	0	0	0	0	0	6	27	13	0	12	.350
Mar 03	MARIST	34	6	13	4	0	1	0	15	2	0	1	1	1	0	0	3	4	27	15	1	7	.353
Mar 04	MARIST	36	7	8	3	2	0	0	10	9	0	2	0	2	0	1	0	14	27	13	0	14	.342
Mar 07	at Elon	37	7	11	6	1	0	0	12	5	0	5	0	0	1	0	0	10	27	12	2	9	.338
Mar 09	LAFAYETTE	36	14	15	13	3	0	2	24	8	0	5	0	1	0	2	0	2	27	7	1	9	.344
Mar 10	LAFAYETTE	38	13	13	8	2	0	0	15	8	0	1	0	0	0	0	2	3	27	8	0	9	.344
Mar 10	LAFAYETTE	34	5	13	4	2	0	0	15	4	0	3	1	0	2	0	0	8	27	8	0	11	.346
Mar 14	at Winthrop	29	3	9	3	1	0	0	10	2	0	1	1	1	2	1	2	6	27	8	0	5	.344
Mar 16	at Lipscomb	39	9	16	8	5	0	0	21	5	0	3	1	2	1	0	0	4	27	8	1	11	.349
Mar 17	at Lipscomb	54	13	19	12	2	1	2	29	6	0	2	1	3	1	1	0	8	39	15	1	13	.349
Mar 18	at Lipscomb	34	2	8	2	2	0	1	13	2	0	0	1	1	1	0	0	1	24	15	0	9	.343
*Mar 23	VMI	36	9	14	6	1	1	1	20	4	1	4	1	2	0	0	0	7	27	8	1	9	.346
*Mar 23	VMI	33	6	7	5	0	0	1	10	3	0	0	0	0	1	1	0	11	30	14	1	5	.340
*Mar 25	VMI	39	7	14	5	1	0	1	18	2	0	4	0	0	0	0	1	9	27	4	1	7	.341
Mar 27	HIGH POINT	35	12	13	11	3	1	2	24	7	0	2	1	1	0	1	0	5	27	9	1	8	.342
Mar 29	GEORGETOWN	32	7	10	7	0	1	2	18	3	0	1	0	0	0	0	1	5	27	11	1	4	.341
Mar 30	GEORGETOWN	30	5	8	5	2	2	0	14	3	0	3	0	1	1	1	0	10	27	6	1	7	.338
Mar 31	GEORGETOWN	30	5	8	4	1	1	0	11	2	1	2	0	0	1	0	0	9	27	9	1	4	.336
Apr 02	NORTH CAROLINA A&T	30	2	5	1	1	0	0	6	6	0	0	0	1	1	0	0	3	27	14	1	9	.331
Apr 03	CHARLOTTE	26	2	4	2	2	0	0	6	3	0	1	1	0	1	0	0	3	27	9	0	4	.326
Totals		993	203	324	174	54	13	22	470	119	2	58	13	20	16	10	15	169	762	285	20	229	.326

Team Pitching Game-By-Game Stats

Date	Opponent	ip	h	r	er	bb	so	2b	3b	hr	wp	bk	hbp	dp	ibb	score	w-l	sv	era
Feb 16	APPALACHIAN STATE	9.0	5	3	3	5	10	2	0	0	0	0	0	0	0	10-3	1-0	0	3.00
Feb 17	APPALACHIAN STATE	9.0	8	6	6	5	12	1	0	0	1	0	2	3	0	11-6	2-0	1	4.50
Feb 18	APPALACHIAN STATE	9.0	4	6	6	8	14	1	0	2	0	1	2	0	0	4-6	2-1	1	5.00
Feb 20	OAKLAND	9.0	10	8	8	7	8	4	0	2	0	0	1	1	0	13-8	3-1	1	5.75
Feb 23	at Tennessee	8.0	6	3	2	6	9	2	0	0	0	1	0	0	0	2-3	3-2	1	5.11
Feb 24	at Tennessee	8.0	18	11	11	1	10	3	1	1	1	0	2	0	0	4-11	3-3	1	6.23
Feb 25	at Tennessee	9.0	8	2	2	3	7	0	0	1	2	1	1	0	0	3-2	4-3	2	5.61
Feb 28	at Wake Forest	9.0	7	5	5	8	10	0	1	0	0	1	1	1	0	11-5	5-3	3	5.53
Mar 02	MARIST	9.0	4	1	1	3	10	0	0	1	2	0	0	0	0	11-1	6-3	3	5.01
Mar 03	MARIST	9.0	8	3	2	3	8	0	0	0	3	0	1	4	0	6-3	7-3	4	4.70
Mar 04	MARIST	9.0	14	10	10	3	7	4	0	0	3	0	2	0	0	7-10	7-4	4	5.20
Mar 07	at Elon	9.0	5	5	3	10	14	0	0	1	0	0	2	0	0	7-5	8-4	5	5.01
Mar 09	LAFAYETTE	9.0	11	5	4	1	14	3	0	1	1	0	0	0	0	14-5	9-4	5	4.93
Mar 10	LAFAYETTE	9.0	11	5	5	4	13	4	0	0	2	0	1	0	0	13-5	10-4	5	4.94
Mar 10	LAFAYETTE	9.0	6	2	2	3	13	2	0	0	0	0	0	0	0	5-2	11-4	6	4.74
Mar 14	at Winthrop	9.0	6	2	2	2	10	1	0	1	0	0	0	0	0	3-2	12-4	7	4.56
Mar 16	at Lipscomb	9.0	4	3	2	3	13	0	0	0	0	1	1	0	0	9-3	13-4	7	4.41
Mar 17	at Lipscomb	13.0	12	9	8	5	13	4	0	0	1	0	4	3	0	13-9	14-4	7	4.50
Mar 18	at Lipscomb	8.0	7	3	3	3	3	2	0	1	0	0	1	1	1	2-3	14-5	7	4.45
*Mar 23	VMI	9.0	5	1	1	1	12	3	0	0	0	0	0	1	0	9-1	15-5	8	4.28
*Mar 23	VMI	10.0	10	3	3	3	13	2	0	0	0	0	0	1	0	6-3	16-5	8	4.19
*Mar 25	VMI	9.0	14	8	6	3	14	1	0	0	1	0	2	1	0	7-8	16-6	8	4.28
Mar 27	HIGH POINT	9.0	7	6	5	7	8	0	0	2	4	0	2	1	0	12-6	17-6	8	4.31
Mar 29	GEORGETOWN	9.0	7	3	3	2	11	2	1	0	0	0	3	1	0	7-3	18-6	9	4.25
Mar 30	GEORGETOWN	9.0	10	2	1	3	11	2	0	0	0	0	2	0	0	5-2	19-6	10	4.12
Mar 31	GEORGETOWN	9.0	4	4	3	2	11	1	0	1	0	0	1	0	0	5-4	20-6	10	4.08
Apr 02	NORTH CAROLINA A&T	9.0	9	3	2	3	9	2	1	1	1	0	4	1	0	2-3	20-7	10	4.00
Apr 03	CHARLOTTE	9.0	3	0	0	0	7	1	0	0	0	0	0	0	0	2-0	21-7	11	3.86
Totals		254.0	223	122	109	107	294	47	4	15	22	5	35	19	1	203-122	21-7	11	3.86

Miscellaneous Stats

Multiple Hit Games	2	3	4	5+	Total
24 Cesar Trejo	12	3	1	-	16
4 Andrew Moritz	10	4	1	-	15
1 Caleb Webster	7	6	1	-	14
10 Dillon Stewart	10	1	1	-	12
6 Josh Madole	10	-	-	-	10
8 Austin Embler	3	3	3	-	9
21 Greg Hardison	3	2	1	1	7
7 Ryan Clinch	3	1	-	-	4
2 Tripp Shelton	2	1	-	-	3
35 Jake Kusz	1	-	-	-	1
26 Ryan Caveness	-	1	-	-	1
TEAM	61	22	8	1	92

Multiple RBI Games	2	3	4	5+	Total
4 Andrew Moritz	7	2	-	-	9
24 Cesar Trejo	2	2	4	-	8
10 Dillon Stewart	5	1	1	-	7
2 Tripp Shelton	4	-	1	-	5
1 Caleb Webster	3	1	-	-	4
8 Austin Embler	2	2	-	-	4
6 Josh Madole	4	-	-	-	4
21 Greg Hardison	1	1	1	-	3
26 Ryan Caveness	1	1	-	-	2
35 Jake Kusz	-	2	-	-	2
7 Ryan Clinch	1	-	-	-	1
TEAM	30	12	7	0	49

Hitting Streaks	Longest	Current
8 Austin Embler	21	-
24 Cesar Trejo	20	1
10 Dillon Stewart	10	-
1 Caleb Webster	10	-
6 Josh Madole	8	-
4 Andrew Moritz	8	-
2 Tripp Shelton	7	-
21 Greg Hardison	5	-
26 Ryan Caveness	3	-
35 Jake Kusz	3	-
7 Ryan Clinch	3	3
29 Zach Kuchman	1	1

Reached Base Streaks	Longest	Current
10 Dillon Stewart	27	-
8 Austin Embler	25	-
4 Andrew Moritz	21	21
6 Josh Madole	20	6
24 Cesar Trejo	20	1
1 Caleb Webster	11	-
2 Tripp Shelton	7	-
21 Greg Hardison	6	-
7 Ryan Clinch	4	4
35 Jake Kusz	3	1
26 Ryan Caveness	3	-
28 Devin Ruiz	2	2
29 Zach Kuchman	1	1

STARTERS SUMMARY

Player	GS	Position											Batting Order								
		p	c	1b	2b	3b	ss	lf	cf	rf	of	dh	1st	2nd	3rd	4th	5th	6th	7th	8th	9th
4 Andrew Moritz	28	28	.	.	.	1	.	27
24 Cesar Trejo	28	28	1	22	3	.	2	.
10 Dillon Stewart	28	28	1	27
1 Caleb Webster	28	28	28
6 Josh Madole	27	.	.	27	1	3	13	4	6
8 Austin Embler	27	.	.	.	27	27
2 Tripp Shelton	26	.	.	.	1	.	16	9	5	14	6	.	1
7 Ryan Clinch	18	.	16	2	3	7	3	5
21 Greg Hardison	16	12	4	1	1	2	12
35 Jake Kusz	14	.	2	12	2	.	9	3
26 Ryan Caveness	10	.	10	1	1	7	1
33 Matt Frisbee	7	7
37 Bryce Hensley	7	7
20 Dan Loats	5	5
27 Jake Mayhew	4	4
38 Trey Kissack	3	3
32 Jake Lewis	2	2
29 Zach Kuchman	1	1	1	.	.	.
28 Devin Ruiz	1	.	.	1	1	.

Individual Game-by-Game and Career Highs - Hitters



Career Single Game Highs

At Bats 6 (3 times)
 Hits 5 (3/7/17 vs. MDES)
 Runs 3 (4 times)
 RBI 4 (2 times)
 SB 1 (5 times)

1

CALEB WEBSTER

INF • R/R • 5-10 • 165 • So. • Randleman, N.C. (Randleman)



Date	Opponent	Pos	AB	R	H	RBI	2B	3B	HR	BB	SB	CS	HBP	SAC	SF	GDP	K	PO	A	E	Avg	
Feb 16	APPALACHIAN STATE	*3b	3	0	0	0	0	0	0	1	0	0	0	0	0	0	0	1	0	0	.000	
Feb 17	APPALACHIAN STATE	*3b	5	2	3	2	1	0	0	0	1	0	0	0	0	0	0	1	3	0	.375	
Feb 18	APPALACHIAN STATE	*3b	5	1	3	0	0	0	0	0	0	0	0	0	0	0	0	0	2	0	.462	
Feb 20	OAKLAND	*3b	4	1	2	0	0	0	0	1	0	0	0	0	0	0	0	2	1	0	.471	
Feb 23	at Tennessee	*3b	5	0	1	0	0	0	0	0	1	0	0	0	0	1	0	1	3	0	.409	
Feb 24	at Tennessee	*3b	4	0	2	2	0	0	0	0	0	0	0	0	0	0	0	1	2	0	.423	
Feb 25	at Tennessee	*3b	3	0	0	0	0	0	0	0	0	0	0	1	0	0	0	1	3	1	.379	
Feb 28	at Wake Forest	*3b	5	2	1	0	0	0	0	0	0	0	0	0	0	0	0	0	4	1	.353	
Mar 02	MARIST	*3b	6	1	2	1	0	0	0	0	0	0	0	0	0	0	0	0	5	0	.350	
Mar 03	MARIST	*3b	4	2	4	1	0	0	0	0	1	0	0	0	0	0	0	0	2	0	.409	
Mar 04	MARIST	*3b	4	1	1	0	0	0	0	2	0	0	0	0	0	0	1	0	1	0	.396	
Mar 07	at Elon	*3b	5	1	1	0	0	0	0	0	0	0	0	0	0	0	2	0	6	0	.377	
Mar 09	LAFAYETTE	*3b	5	2	3	2	1	0	0	0	0	0	0	0	1	0	0	2	2	0	.397	
Mar 10	LAFAYETTE-1	*3b	5	1	1	0	0	0	0	0	0	0	0	0	0	0	0	0	1	0	.381	
Mar 10	LAFAYETTE-2	*3b	5	1	2	0	0	0	0	0	1	0	0	0	0	0	0	1	0	1	.382	
Mar 14	at Winthrop	*3b	3	0	1	0	0	0	0	0	0	0	0	1	0	0	1	0	2	0	.380	
Mar 16	at Lipscomb	*3b	6	0	3	0	0	0	0	0	0	0	0	0	0	0	0	0	1	0	.390	
Mar 17	at Lipscomb	*3b	6	0	0	0	0	0	0	0	0	0	1	1	0	0	0	1	1	3	.361	
Mar 18	at Lipscomb	*3b	5	0	0	0	0	0	0	0	0	0	0	0	0	0	0	0	1	0	.341	
Mar 23	VMI-1	*3b	4	2	2	0	0	0	0	0	0	0	1	0	0	0	0	1	0	0	.348	
Mar 23	VMI-2	*3b	5	2	3	3	0	0	1	0	0	0	0	0	0	0	0	0	0	1	.361	
Mar 25	VMI	*3b	5	2	3	1	0	0	0	0	0	0	0	0	0	0	0	1	0	0	.373	
Mar 27	HIGH POINT	*3b	4	3	2	0	0	0	0	0	0	0	1	0	0	0	2	1	4	1	.377	
Mar 29	GEORGETOWN	*3b	4	1	2	0	0	0	0	0	0	0	0	0	0	0	0	0	0	0	.382	
Mar 30	GEORGETOWN	*3b	4	0	0	0	0	0	0	0	0	0	0	0	0	0	0	0	1	0	.368	
Mar 31	GEORGETOWN	*3b	3	1	1	1	0	0	0	1	0	0	0	0	0	0	0	0	1	0	.368	
Apr 02	NORTH CAROLINA A&	*3b	4	0	0	0	0	0	0	0	0	0	0	1	0	0	0	0	3	0	.355	
Apr 03	CHARLOTTE	*3b	4	0	0	0	0	0	0	0	0	0	0	0	0	0	0	0	1	1	.344	
Totals			28gs	125	26	43	13	2	0	1	5	4	0	3	4	1	1	9	13	54	3	.344

On base pct. .381 • Slugging pct. .384

Year	avg	gp-gs	ab	r	h	2b	3b	hr	rbi	bb	so	sb-att
2017	.383	51-49	201	40	77	14	5	1	40	14	17	2-3
2018	.344	28-28	125	26	43	2	0	1	13	5	9	4-4
TOTAL	.368	79-77	326	66	120	16	5	2	53	19	26	6-7



Career Single Game Highs

At Bats 7 (3/17/18 at Lipscomb)
 Hits 5 (2/25/17 vs. Michigan St.)
 Runs 3 (5 times)
 RBI 5 (2 times)
 SB 3 (3/22/16 vs. NC A&T)

2

TRIPP SHELTON

INF • R/R • 5-11 • 165 • Jr. • Winston-Salem, N.C. (West Forsyth)



Date	Opponent	Pos	AB	R	H	RBI	2B	3B	HR	BB	SB	CS	HBP	SAC	SF	GDP	K	PO	A	E	Avg
Feb 16	APPALACHIAN STATE	*ss	3	1	1	2	0	0	0	0	1	1	0	0	0	0	0	0	1	0	.333
Feb 17	APPALACHIAN STATE	*ss	5	1	3	0	0	0	0	0	0	0	0	0	0	0	0	0	5	0	.500
Feb 18	APPALACHIAN STATE	*ss	5	0	0	1	0	0	0	0	0	0	0	0	0	0	0	0	1	0	.308
Feb 20	OAKLAND	*ss	2	2	1	2	0	0	1	1	0	0	0	0	0	0	1	2	1	1	.333
Feb 23	at Tennessee	*ss	3	0	0	0	0	0	0	0	0	0	1	0	0	0	2	1	2	0	.278
Feb 24	at Tennessee	*ss	3	0	1	0	0	0	0	0	0	0	0	0	0	0	0	0	1	0	.286
Feb 25	at Tennessee	*ss	3	0	0	0	0	0	0	0	1	0	0	0	0	0	1	0	0	0	.250
Feb 28	at Wake Forest	*dh	5	1	1	0	0	0	0	0	0	0	0	0	0	0	0	0	0	0	.241
Mar 03	MARIST	ph/dh	2	1	1	0	0	0	0	0	0	0	0	0	0	0	0	0	0	0	.258
Mar 04	MARIST	*dh	3	2	1	1	0	0	0	1	1	0	1	0	0	0	2	0	0	0	.265
Mar 07	at Elon	*dh	4	0	1	2	0	0	0	0	0	0	0	1	0	0	1	0	0	0	.263
Mar 09	LAFAYETTE	*dh	3	2	2	4	0	0	1	2	1	0	0	0	0	0	0	0	0	0	.293
Mar 10	LAFAYETTE-1	*dh	3	2	1	0	0	0	0	2	0	0	0	0	0	0	0	0	0	0	.295
Mar 10	LAFAYETTE-2	*dh	2	0	1	2	1	0	0	1	0	0	0	1	0	0	0	0	0	0	.304
Mar 14	at Winthrop	*dh	4	0	0	0	0	0	0	0	0	0	0	0	0	1	2	0	0	0	.280
Mar 16	at Lipscomb	*dh	4	2	1	0	0	0	0	0	1	0	1	0	0	0	0	0	0	0	.278
Mar 17	at Lipscomb	*dh	7	0	0	0	0	0	0	0	0	0	0	0	0	0	2	0	0	0	.246
Mar 18	at Lipscomb	*ss	4	0	0	0	0	0	0	0	0	0	0	0	0	0	1	1	5	0	.231
Mar 23	VMI-1	*ss	4	1	1	0	0	0	0	0	0	0	0	0	0	0	2	1	2	1	.232
Mar 23	VMI-2	*ss/2b	3	2	1	0	0	0	0	1	0	0	0	0	0	0	0	1	4	0	.236
Mar 25	VMI	*2b	4	1	1	0	0	0	0	0	0	0	0	0	0	0	0	2	2	0	.237
Mar 27	HIGH POINT	*ss	2	2	1	1	0	0	0	3	0	1	0	0	0	0	0	3	1	0	.244
Mar 29	GEORGETOWN	*ss	1	0	0	0	0	0	0	0	0	0	0	0	0	0	0	1	0	0	.241
Mar 30	GEORGETOWN	*ss	3	1	1	0	0	0	0	0	1	0	0	1	0	0	2	0	3	0	.244
Mar 31	GEORGETOWN	*ss	3	0	0	1	0	0	0	0	0	0	0	1	0	0	0	3	2	1	.235
Apr 02	NORTH CAROLINA A&	*ss	4	1	2	0	1	0	0	0	0	0	0	0	0	0	1	1	7	0	.247
Apr 03	CHARLOTTE	*ss	3	0	0	0	0	0	0	0	0	0	0	0	0	0	2	0	4	0	.239
Totals		26gs	92	22	22	16	2	0	2	12	6	1	3	4	0	1	19	16	41	3	.239

On base pct. .346 • Slugging pct. .326

Year	avg	gp-gs	ab	r	h	2b	3b	hr	rbi	bb	so	sb-att
2015	.252	47-45	139	19	35	7	0	3	19	12	25	4-5
2016	.357	31-31	129	32	46	9	3	3	15	13	21	9-9
2017	.314	59-58	223	43	70	15	2	6	45	24	36	3-4
2018	.239	27-26	92	22	22	2	0	2	16	12	19	6-7
TOTAL	.297	164-160	583	116	173	33	5	14	95	61	101	22-25



3

COLEMAN SAWYER

C/OF • L/R • 6-0 • 185 • Fr. • Greenville, N.C. (JH Rose)



Date	Opponent	Pos	AB	R	H	RBI	2B	3B	HR	BB	SB	CS	HBP	SAC	SF	GDP	K	PO	A	E	Avg
Feb 20	OAKLAND	ph/dh	2	0	0	0	0	0	0	0	0	0	0	0	0	0	0	0	0	0	.000
Feb 24	at Tennessee	ph	1	0	0	0	0	0	0	0	0	0	0	0	0	0	0	0	0	0	.000
Mar 09	LAFAYETTE	of	0	0	0	0	0	0	0	0	0	0	0	0	0	0	0	0	0	0	.000
Mar 10	LAFAYETTE-1	of	1	0	0	0	0	0	0	0	0	0	0	0	0	0	0	1	0	0	.000
Mar 27	HIGH POINT	of	0	0	0	0	0	0	0	0	0	0	0	0	0	0	0	0	0	0	.000
Totals		ogs	4	0	0	0	0	0	0	0	0	0	0	0	0	0	1	1	0	0	.000

On base pct. .000 • Slugging pct. .000

Career Single Game Highs

At Bats 2 (2-20-18 vs. Oakland)

Hits N/A

Runs..... N/A

RBI N/A

SB..... N/A

Year	avg	gp-gs	ab	r	h	2b	3b	hr	rbi	bb	so	sb-att
2018	.000	5-0	4	0	0	0	0	0	0	0	1	0-0
TOTAL	.000	5-0	4	0	0	0	0	0	0	0	1	0-0



4

ANDREW MORITZ

OF • L/R • 5-11 • 180 • Jr. • Charlotte, N.C. (Providence)



Date	Opponent	Pos	AB	R	H	RBI	2B	3B	HR	BB	SB	CS	HBP	SAC	SF	GDP	K	PO	A	E	Avg
Feb 16	APPALACHIAN STATE	*of	4	1	1	0	0	0	0	0	0	0	0	0	0	0	2	2	0	0	.250
Feb 17	APPALACHIAN STATE	*of	5	1	2	2	1	0	0	0	0	0	0	0	0	0	0	1	0	0	.333
Feb 18	APPALACHIAN STATE	*of	5	1	3	0	1	0	0	0	0	0	0	0	0	0	0	1	0	0	.429
Feb 20	OAKLAND	*of	4	1	2	2	0	1	0	0	0	1	0	0	0	0	0	2	0	0	.444
Feb 23	at Tennessee	*of	2	1	1	0	0	0	3	2	0	0	0	0	0	0	0	0	0	0	.450
Feb 24	at Tennessee	*of	5	0	1	1	0	0	0	0	0	0	0	0	0	0	0	2	0	0	.400
Feb 25	at Tennessee	*of	3	0	0	1	0	0	0	0	0	0	0	0	1	0	0	2	0	0	.357
Feb 28	at Wake Forest	*of	4	1	2	3	0	1	0	1	0	0	0	1	0	0	0	2	0	0	.375
Mar 02	MARIST	*of	4	0	1	0	1	0	0	1	1	0	0	0	0	0	1	4	0	0	.361
Mar 03	MARIST	*of	4	1	2	2	0	0	0	0	0	1	0	0	0	0	1	2	0	0	.375
Mar 04	MARIST	*of	4	1	1	0	1	0	0	2	0	0	0	0	0	0	1	3	0	0	.364
Mar 07	at Elon	*of	5	2	2	0	0	0	0	0	0	0	0	0	0	0	2	1	0	0	.367
Mar 09	LAFAYETTE	*of	5	3	4	2	0	0	0	0	2	0	0	0	0	0	0	1	0	0	.407
Mar 10	LAFAYETTE-1	*of	4	1	3	2	0	0	0	0	0	0	0	0	0	0	1	1	0	0	.431
Mar 10	LAFAYETTE-2	*of	5	1	3	1	0	0	0	0	0	1	0	0	0	0	1	0	0	0	.444
Mar 14	at Winthrop	*of	2	1	0	0	0	0	0	1	0	0	0	1	0	0	0	1	0	0	.431
Mar 16	at Lipscomb	*of	4	0	1	0	0	0	0	1	0	0	0	0	0	0	1	3	0	0	.420
Mar 17	at Lipscomb	*of	4	3	2	1	1	0	0	1	0	0	1	0	1	0	1	1	0	0	.425
Mar 18	at Lipscomb	*of	2	0	0	0	0	0	0	1	0	0	1	0	0	0	0	0	0	0	.413
Mar 23	VMI-1	*of	4	2	2	2	0	0	1	1	0	0	0	0	0	0	0	1	0	0	.418
Mar 23	VMI-2	*of	4	0	2	1	0	0	0	0	0	0	0	0	0	0	1	4	0	0	.422
Mar 25	VMI	*of	5	1	2	1	1	0	0	0	0	0	0	0	0	0	1	1	0	0	.420
Mar 27	HIGH POINT	*of	4	2	3	2	1	1	0	1	0	0	0	0	0	0	0	3	0	0	.435
Mar 29	GEORGETOWN	*of	4	1	1	3	0	0	1	0	0	0	0	0	0	0	0	0	0	0	.427
Mar 30	GEORGETOWN	*of	1	1	0	0	0	0	0	3	2	0	0	0	0	0	0	3	0	0	.423
Mar 31	GEORGETOWN	*of	4	1	2	1	0	1	0	0	0	0	0	0	0	0	1	3	0	0	.426
Apr 02	NORTH CAROLINA A&S	*of	3	0	1	0	0	0	0	1	0	0	0	0	0	0	0	1	0	0	.423
Apr 03	CHARLOTTE	*of	2	0	0	0	0	0	0	2	0	0	0	0	0	0	0	0	0	0	.415
Totals		28gs	106	27	44	27	7	3	3	18	8	3	2	2	2	0	14	45	0	0	.415

On base pct. .500 • Slugging pct. .623

Year	avg	gp-gs	ab	r	h	2b	3b	hr	rbi	bb	so	sb-att
2016	.400	41-41	165	43	66	11	7	1	33	18	21	8-10
2017	.392	59-59	240	60	94	8	6	3	38	24	22	16-20
2018	.415	28-28	106	27	44	7	3	3	27	18	14	8-11
TOTAL	.399	128-128	511	130	204	26	16	7	98	60	57	32-41



6

JOSH MADOLE

1B • L/L • 6-1 • 200 • Fr. • Hampstead, N.C. (Topsail)



Career Single Game Highs

At Bats 5 (2/28/18 at Wake Forest)

Hits 2 (9 times)

Runs 2 (5 times)

RBI 2 (3 times)

SB 1 (3-23-18 vs. VMI)

Date	Opponent	Pos	AB	R	H	RBI	2B	3B	HR	BB	SB	CS	HBP	SAC	SF	GDP	K	PO	A	E	Avg
Feb 16	APPALACHIAN STATE	*1b	4	2	2	0	0	0	0	0	0	0	0	0	0	0	0	6	0	0	.500
Feb 17	APPALACHIAN STATE	*1b	2	1	1	1	1	0	0	2	0	0	0	0	0	1	0	5	0	0	.500
Feb 18	APPALACHIAN STATE	*1b	3	0	2	0	0	0	0	1	0	0	0	0	0	0	0	8	1	0	.556
Feb 20	OAKLAND	*1b	4	1	2	2	1	0	0	1	0	0	0	0	0	0	1	8	1	0	.538
Feb 23	at Tennessee	*1b	2	0	1	0	0	0	0	2	0	0	0	0	0	0	0	8	1	1	.533
Feb 24	at Tennessee	*1b	3	2	2	0	0	0	0	0	0	0	0	0	0	0	0	8	0	0	.556
Feb 25	at Tennessee	*1b	4	0	1	0	0	0	0	0	0	1	0	0	0	0	0	11	1	0	.500
Feb 28	at Wake Forest	*1b	5	0	1	1	0	0	0	0	0	1	0	0	0	0	1	8	0	0	.444
Mar 02	MARIST	*1b	3	1	0	1	0	0	0	2	0	0	0	0	0	0	1	12	0	0	.400
Mar 03	MARIST	*1b	3	0	0	0	0	0	0	0	0	0	1	0	0	0	1	8	1	0	.364
Mar 04	MARIST	1b	1	0	1	0	0	0	0	0	0	0	0	0	0	0	0	4	0	0	.382
Mar 07	at Elon	*1b	4	0	0	0	0	0	0	1	0	0	0	0	0	0	1	9	0	1	.342
Mar 09	LAFAYETTE	*1b	4	0	2	2	1	0	0	0	0	0	1	0	0	0	0	6	0	0	.357
Mar 10	LAFAYETTE-1	*1b	2	2	1	2	0	0	0	2	0	0	0	0	0	1	0	4	0	0	.364
Mar 10	LAFAYETTE-2	*1b	3	0	0	0	0	0	0	1	0	0	0	0	0	0	0	6	1	0	.340
Mar 14	at Winthrop	*1b	4	0	2	0	0	0	0	0	0	0	0	0	0	0	0	9	0	0	.353
Mar 16	at Lipscomb	*1b	3	2	1	1	1	0	0	2	0	0	0	0	0	0	0	8	1	0	.352
Mar 17	at Lipscomb	*1b	6	1	2	1	0	0	0	1	0	0	0	0	0	0	2	11	0	0	.350
Mar 18	at Lipscomb	*1b	3	0	0	0	0	0	0	1	0	0	0	0	0	0	0	13	1	0	.333
Mar 23	VMI-1	*1b	4	1	2	0	1	0	0	0	1	0	0	0	0	0	1	7	1	0	.343
Mar 23	VMI-2	*1b	4	0	0	0	0	0	0	0	0	0	0	0	0	0	2	11	1	0	.324
Mar 25	VMI	*1b	5	0	0	1	0	0	0	0	0	0	0	0	0	0	3	5	0	0	.303
Mar 27	HIGH POINT	*1b	4	2	2	0	1	0	0	1	0	0	0	0	0	0	0	7	1	0	.312
Mar 29	GEORGETOWN	*1b	4	0	1	0	0	0	0	0	0	0	0	0	0	0	1	11	0	0	.310
Mar 30	GEORGETOWN	*1b	3	1	1	2	0	1	0	0	0	0	1	0	0	0	1	7	0	1	.310
Mar 31	GEORGETOWN	*1b	3	1	2	0	1	0	0	0	0	0	0	0	0	0	0	8	1	0	.322
Apr 02	NORTH CAROLINA A&	*1b	2	0	0	0	0	0	0	2	0	0	0	0	0	0	1	10	0	0	.315
Apr 03	CHARLOTTE	*1b	2	0	0	0	0	0	0	1	0	0	0	0	0	0	0	10	0	0	.309
Totals			27gs	94	17	29	14	7	1	0	20	1	2	3	0	0	16	228	12	3	.309

On base pct. .444 • Slugging pct. .404

Year	avg	gp-gs	ab	r	h	2b	3b	hr	rbi	bb	so	sb-att
2018	.309	28-27	94	17	29	7	1	0	14	20	16	1-3
TOTAL	.309	28-27	94	17	29	7	1	0	14	20	16	1-3



7

RYAN CLINCH

C/OF • L/R • 6-3 • 180 • Sr. • Jamestown, N.C. (Brunswick CC)



Career Single Game Highs

At Bats 5 (4 times)

Hits 3 (4 times)

Runs 5 (3/5/17 vs. MDES)

RBI 4 (3/5/17 vs. MDES)

SB 1 (5 times)

Date	Opponent	Pos	AB	R	H	RBI	2B	3B	HR	BB	SB	CS	HBP	SAC	SF	GDP	K	PO	A	E	Avg
Feb 16	APPALACHIAN STATE	*c	4	1	2	2	0	0	1	0	1	0	0	0	0	0	2	11	0	0	.500
Feb 17	APPALACHIAN STATE	*c	4	0	1	0	0	0	0	0	0	0	0	0	0	0	1	12	0	0	.375
Feb 18	APPALACHIAN STATE	*dh	4	0	2	0	0	0	0	0	0	1	0	0	0	0	1	0	0	0	.417
Feb 20	OAKLAND	*dh	1	1	0	1	0	0	0	1	0	0	0	0	1	0	0	0	0	0	.385
Feb 23	at Tennessee	*c	4	0	0	0	0	0	0	0	0	0	0	0	0	1	1	8	2	0	.294
Feb 24	at Tennessee	*c	3	0	1	0	0	0	0	0	0	0	0	0	0	1	0	6	2	0	.300
Feb 25	at Tennessee	*c	4	0	0	0	0	0	0	0	0	0	0	0	0	0	1	7	1	0	.250
Mar 02	MARIST	*c	3	0	0	0	0	0	0	1	0	0	0	0	0	0	0	8	2	0	.222
Mar 04	MARIST	*c	5	0	0	0	0	0	0	0	0	0	0	0	0	0	1	7	2	0	.188
Mar 10	LAFAYETTE-1	of	1	0	0	0	0	0	0	0	0	0	0	0	0	0	0	0	0	0	.182
Mar 10	LAFAYETTE-2	*c	4	0	1	0	0	0	0	0	0	0	0	0	0	0	1	14	1	0	.189
Mar 14	at Winthrop	*c	3	0	0	0	0	0	0	1	0	0	0	0	0	0	2	10	0	0	.175
Mar 17	at Lipscomb	*c	5	1	3	0	1	0	0	1	0	1	1	0	0	0	0	14	0	0	.222
Mar 18	at Lipscomb	ph	1	0	0	0	0	0	0	0	0	0	0	0	0	0	0	0	0	0	.217
Mar 23	VMI-1	*c	3	1	2	0	0	0	0	1	0	1	0	0	0	0	1	13	1	0	.245
Mar 23	VMI-2	of	0	1	0	0	0	0	0	1	0	0	0	1	0	0	0	0	0	0	.245
Mar 25	VMI	*c	4	1	1	0	0	0	0	0	0	0	0	0	0	0	3	14	0	0	.245
Mar 27	HIGH POINT	*c	4	0	0	0	0	0	0	0	0	0	0	0	0	0	1	8	0	0	.228
Mar 29	GEORGETOWN	*c	3	0	0	1	0	0	0	1	0	0	0	0	0	1	0	8	3	0	.217
Mar 30	GEORGETOWN	*c	4	1	1	0	0	0	0	0	0	0	0	0	0	0	3	11	0	0	.219
Apr 02	NORTH CAROLINA A&	ph/c	2	0	1	0	0	0	0	0	0	0	0	0	0	0	0	4	0	0	.227
Apr 03	CHARLOTTE	*c	3	0	1	1	0	0	0	0	0	1	0	0	0	0	0	7	0	0	.232
Totals		18gs	69	7	16	5	1	0	1	7	1	4	1	1	1	3	18	162	14	0	.232

On base pct. .308 • Slugging pct. .290

Year	avg	gp-gs	ab	r	h	2b	3b	hr	rbi	bb	so	sb-att
2017	.263	58-57	190	43	50	7	3	2	30	14	43	5-7
2018	.232	22-18	69	7	16	1	0	1	5	7	18	1-5
TOTAL	.255	80-75	259	50	66	8	3	3	35	21	61	6-12



Career Single Game Highs

At Bats 6 (5 times)
 Hits 4 (4 times)
 Runs 4 (4/8/17 vs. Furman)
 RBI 4 (3/16/17 vs. Lafayette)
 SB 1 (9 times)

8

AUSTIN EMBLER

INF • L/R • 5-9 • 165 • R-Jr. • Southern Pines, N.C. (Pinecrest)



Date	Opponent	Pos	AB	R	H	RBI	2B	3B	HR	BB	SB	CS	HBP	SAC	SF	GDP	K	PO	A	E	Avg
Feb 16	APPALACHIAN STATE	*2b	5	0	0	0	0	0	0	0	0	0	0	0	0	0	0	4	3	0	.000
Feb 17	APPALACHIAN STATE	*2b	5	2	2	0	1	0	0	0	0	0	0	0	0	0	0	7	3	0	.200
Feb 18	APPALACHIAN STATE	*2b	5	0	1	0	0	0	0	0	0	0	0	0	0	0	0	1	0	2	.200
Feb 20	OAKLAND	*2b	3	2	1	2	0	0	0	2	0	0	0	0	1	0	0	1	1	5	.222
Feb 23	at Tennessee	*2b	4	0	1	0	0	0	0	1	0	0	0	0	0	0	0	1	1	1	.227
Feb 24	at Tennessee	*2b	5	1	4	1	2	0	0	0	0	0	0	0	0	0	0	1	4	0	.333
Feb 25	at Tennessee	*2b	4	1	2	0	1	0	0	1	1	0	0	0	0	0	0	0	4	0	.355
Feb 28	at Wake Forest	*2b	6	2	4	1	0	0	0	0	0	0	0	0	0	0	0	1	2	1	.405
Mar 02	MARIST	*2b	6	3	4	2	1	0	0	0	0	0	0	0	0	0	0	1	2	0	.442
Mar 03	MARIST	*2b	5	0	1	0	0	0	0	0	0	0	0	0	0	0	0	1	0	5	.417
Mar 04	MARIST	*2b	5	1	2	0	1	0	0	1	0	0	0	0	0	0	2	1	5	0	.415
Mar 07	at Elon	*2b	4	2	1	0	0	0	0	1	0	0	0	0	0	0	0	1	2	3	.404
Mar 09	LAFAYETTE	*2b	4	3	1	0	0	0	0	2	1	0	0	0	0	0	0	0	2	0	.393
Mar 10	LAFAYETTE-1	*2b	4	2	1	0	0	0	0	2	0	0	0	0	0	0	0	1	1	4	.385
Mar 10	LAFAYETTE-2	*2b	5	0	1	0	0	0	0	0	1	0	0	0	0	0	4	2	2	0	.371
Mar 14	at Winthrop	*2b	4	1	1	0	0	0	0	0	0	0	0	0	0	0	1	1	1	0	.365
Mar 16	at Lipscomb	*2b	4	0	1	1	0	0	0	1	0	0	1	0	0	0	1	1	1	0	.359
Mar 17	at Lipscomb	*2b	6	3	3	3	0	1	0	2	1	0	0	0	0	0	1	2	5	0	.369
Mar 18	at Lipscomb	*2b	4	0	1	1	0	0	0	0	0	0	0	1	0	0	0	4	2	0	.364
Mar 23	VMI-1	*2b	5	2	3	3	0	1	0	0	2	0	0	0	0	0	0	1	2	0	.376
Mar 23	VMI-2	*2b	3	1	1	0	0	0	0	0	0	0	0	0	0	0	2	1	3	0	.375
Mar 27	HIGH POINT	*2b	5	1	1	1	0	0	1	0	0	0	0	0	0	0	0	2	3	0	.366
Mar 29	GEORGETOWN	*2b	3	0	0	0	0	0	0	1	0	0	0	0	0	0	2	1	6	1	.356
Mar 30	GEORGETOWN	*2b	4	0	3	1	1	0	0	0	0	0	0	0	0	0	1	2	1	0	.370
Mar 31	GEORGETOWN	*2b	4	1	1	0	0	0	0	1	0	0	0	0	0	0	1	1	1	0	.366
Apr 02	NORTH CAROLINA A&C	*2b	3	1	1	0	0	0	0	1	0	0	1	0	0	0	0	4	0	1	.365
Apr 03	CHARLOTTE	*2b	3	0	0	0	0	0	0	0	0	0	0	1	0	0	0	2	2	0	.356

Year	avg	gp-gs	ab	r	h	2b	3b	hr	rbi	bb	so	sb-att
2015	.281	19-10	32	5	9	0	0	0	4	11	10	1-2
2017	.319	59-58	229	41	73	9	2	3	35	19	38	6-9
2018	.356	27-27	118	29	42	7	2	1	16	15	26	7-7
TOTAL	.327	105-95	379	75	124	16	4	4	55	45	74	14-18



Career Single Game Highs

At Bats 6 (3/22/16 vs. UNC A&T)
 Hits 3 (7 times)
 Runs 3 (7 times)
 RBI 6 (3/24/16 vs. Georgetown)
 SB 2 (3/7/18 at Elon)

10

DILLON STEWART

INF/OF • R/R • 6-1 • 195 • R-Sr. • Coats, N.C. (Brunswick CCI)



Date	Opponent	Pos	AB	R	H	RBI	2B	3B	HR	BB	SB	CS	HBP	SAC	SF	GDP	K	PO	A	E	Avg
Feb 16	APPALACHIAN STATE	*of	4	2	2	1	1	0	1	0	0	0	0	0	0	0	0	4	0	0	.500
Feb 17	APPALACHIAN STATE	*of	4	2	1	1	0	0	0	0	0	0	1	0	0	0	0	0	0	0	.375
Feb 18	APPALACHIAN STATE	*of	4	1	1	2	1	0	0	0	0	0	0	1	0	0	0	2	0	0	.333
Feb 20	OAKLAND	*of	3	1	2	2	2	0	0	0	1	0	0	0	0	0	0	2	0	0	.400
Feb 23	at Tennessee	*of	4	1	1	0	0	0	0	0	1	0	0	0	0	0	1	4	0	0	.368
Feb 24	at Tennessee	*of	4	0	1	0	0	0	0	0	0	0	0	0	0	0	0	0	1	0	.348
Feb 25	at Tennessee	*of	4	2	2	2	0	0	2	0	0	0	0	0	0	0	2	5	0	0	.370
Feb 28	at Wake Forest	*of	5	0	2	2	1	0	0	0	0	0	0	0	0	0	2	2	0	0	.375
Mar 02	MARIST	*of	3	1	1	0	0	0	0	2	0	0	0	0	0	0	1	0	0	0	.371
Mar 03	MARIST	*of	3	1	1	0	0	0	0	1	0	0	0	0	0	0	0	1	0	0	.368
Mar 04	MARIST	*of	3	0	0	0	0	0	0	2	0	0	0	0	0	0	1	0	0	0	.341
Mar 07	at Elon	*of	3	1	2	2	1	0	0	2	2	0	0	0	0	0	0	2	0	0	.364
Mar 09	LAFAYETTE	*of	4	2	1	0	0	0	0	1	1	0	0	0	0	0	1	1	0	0	.354
Mar 10	LAFAYETTE-1	*of	3	3	2	0	1	0	0	1	0	0	0	0	0	0	0	0	0	0	.373
Mar 10	LAFAYETTE-2	*of	4	2	3	0	0	0	0	1	0	0	0	0	0	0	1	2	0	0	.400
Mar 14	at Winthrop	*of	3	1	1	0	0	0	0	0	1	0	1	0	0	0	0	3	0	0	.397
Mar 16	at Lipscomb	*of	5	1	1	0	1	0	0	0	0	0	0	0	0	0	2	1	0	0	.381
Mar 17	at Lipscomb	*of	7	3	4	3	0	0	1	0	0	0	0	0	0	0	1	4	0	0	.400
Mar 18	at Lipscomb	*of	4	1	1	1	0	0	1	0	0	0	0	0	0	0	0	0	1	0	.392
Mar 23	VMI-1	*of	3	0	1	1	0	0	0	1	0	0	1	0	0	0	0	1	0	0	.390
Mar 23	VMI-2	*of	3	0	0	0	0	0	0	1	0	0	0	0	0	0	1	0	0	0	.375
Mar 25	VMI	*of	4	0	2	0	0	0	0	1	1	0	0	0	0	0	0	3	0	0	.381
Mar 27	HIGH POINT	*of	4	1	2	4	0	0	1	1	1	0	0	0	0	0	0	1	0	0	.386
Mar 29	GEORGETOWN	*of	4	2	2	1	0	0	1	0	0	0	0	0	0	0	1	2	0	0	.391
Mar 30	GEORGETOWN	*of	4	0	1	1	0	1	0	0	0	0	0	0	0	0	0	1	0	0	.385
Mar 31	GEORGETOWN	*of	4	1	2	1	0	0	0	0	1	0	0	0	0	0	1	1	0	0	.390
Apr 02	NORTH CAROLINA A&C	*of	3	0	0	1	0	0	0	1	0	0	0	0	0	0	1	2	0	0	.379
Apr 03	CHARLOTTE	*of	3	0	0	0	0	0	0	0	0	0	0	0	0	0	0	1	0	0	.368
Totals		28gs	106	29	39	25	8	1	7	15	9	0	4	0	0	0	17	45	2	0	.368

On base pct. .464 • Slugging pct. .660

Year	avg	gp-gs	ab	r	h	2b	3b	hr	rbi	bb	so	sb-att
2014	.211	11-4	19	2	4	1	0	1	4	1	6	0-1
2016	.335	59-59	209	62	70	19	4	14	62	45	45	9-11
2017	.278	13-13	54	12	15	3	1	2	11	4	14	4-6
2018	.368	28-28	106	29	39	8	1	7	25	15	17	9-9
TOTAL	.330	111-104	388	105	128	31	6	24	102	65	82	22-27



12

GRAYSON CHAPMAN

OF • L/L • 6-2 • 190 • Fr. • Stony Point, N.C. (Alexander Central)



Has yet to appear in a game.

Career Single Game Highs

At Bats N/A

Hits N/A

Runs..... N/A

RBI N/A

SB..... N/A



13

CHASE BISHOP

C • R/R • 5-8 • 185 • Fr. • Mooresville, N.C. (Lake Norman)



Has yet to appear in a game.

Career Single Game Highs

At Bats N/A

Hits N/A

Runs..... N/A

RBI N/A

SB..... N/A



18

HOGAN WINDISH

INF • R/R • 6-1 • 180 • Fr. • Jefferson, N.C. (Ashe County)



Has yet to appear in a game.

Career Single Game Highs

At BatsN/A

HitsN/A

Runs.....N/A

RBIN/A

SB.....N/A



Career Single Game Highs

At Bats 7 (3/17/18 at Lipscomb)
 Hits 5 (3/16/18 at Lipscomb)
 Runs 2 (3/2/18 vs. Marist)
 RBI 4 (3/16/18 at Lipscomb)
 SB 1 (4 times)

21

GREG HARDISON

INF • L/R • 6-1 • 165 • Fr. • Greenville, N.C. (JH Rose)



Date	Opponent	Pos	AB	R	H	RBI	2B	3B	HR	BB	SB	CS	HBP	SAC	SF	GDP	K	PO	A	E	Avg
Feb 20	OAKLAND	ss	2	0	0	0	0	0	0	0	0	0	0	0	0	0	1	1	3	0	.000
Feb 24	at Tennessee	ss	1	0	1	0	0	0	0	0	0	0	0	0	0	0	0	2	0	0	.333
Feb 25	at Tennessee	ss	1	0	0	0	0	0	0	0	0	0	0	0	0	0	0	0	2	0	.250
Feb 28	at Wake Forest	*ss	4	1	3	0	0	1	0	1	0	0	0	0	0	0	1	1	0	0	.500
Mar 02	MARIST	*ss	5	2	3	3	2	1	0	0	0	0	0	0	0	0	1	0	2	0	.538
Mar 03	MARIST	*ss	4	1	1	0	0	0	0	0	0	0	0	0	0	0	0	4	5	1	.471
Mar 04	MARIST	*ss	4	0	1	2	0	0	0	0	0	0	0	0	1	0	1	2	1	0	.429
Mar 07	at Elon	*ss	4	1	1	0	0	0	0	0	1	0	0	0	0	0	1	0	1	0	.400
Mar 09	LAFAYETTE	*ss	4	0	0	0	0	0	0	1	0	0	0	0	0	0	1	2	1	0	.345
Mar 10	LAFAYETTE-1	*ss	5	0	0	0	0	0	0	0	0	0	0	0	0	0	0	1	2	0	.294
Mar 10	LAFAYETTE-2	*ss	2	1	0	0	0	0	0	1	1	0	0	1	0	0	0	0	0	0	.278
Mar 14	at Winthrop	*ss	3	0	2	0	0	0	0	0	0	1	0	0	0	0	0	0	3	0	.308
Mar 16	at Lipscomb	*ss	5	1	5	4	2	0	0	0	0	0	0	0	0	0	0	0	2	0	.386
Mar 17	at Lipscomb	*ss	7	1	2	0	0	0	0	0	1	0	0	0	0	0	0	3	4	0	.373
Mar 18	at Lipscomb	*dh	4	0	4	0	1	0	0	0	0	1	0	0	0	0	0	0	0	0	.418
Mar 23	VMI-1	*dh	5	0	0	0	0	0	0	0	0	0	0	0	0	0	1	0	0	0	.383
Mar 23	VMI-2	*dh	4	0	0	0	0	0	0	0	0	0	0	0	0	0	1	0	0	0	.359
Mar 25	VMI	*ss	4	1	2	0	0	0	0	0	1	0	0	0	0	0	0	1	0	0	.368
Mar 29	GEORGETOWN	ph/ss	3	0	1	1	0	0	0	0	0	0	0	0	0	0	0	2	2	0	.366
Mar 31	GEORGETOWN	*dh	3	0	0	0	0	0	0	0	0	0	0	0	0	0	1	0	0	0	.351
Totals		16gs	74	9	26	10	5	2	0	3	4	3	0	1	1	0	9	19	28	1	.351

On base pct. .372 • Slugging pct. .473

Year	avg	gp-gs	ab	r	h	2b	3b	hr	rbi	bb	so	sb-att
2018	.351	20-16	74	9	26	5	2	0	10	3	9	4-7
TOTAL	.351	20-16	74	9	26	5	2	0	10	3	9	4-7



Career Single Game Highs

At Bats 6 (3/17/18 at Lipscomb)
 Hits 4 (2 times)
 Runs 4 (2 times)
 RBI 5 (2 times)
 SB 2 (2 times)

24

CESAR TREJO

INF/OF • R/R • 6-2 • 195 • Jr. • Greensboro, N.C. (Ragsdale)



Date	Opponent	Pos	AB	R	H	RBI	2B	3B	HR	BB	SB	CS	HBP	SAC	SF	GDP	K	PO	A	E	Avg
Feb 16	APPALACHIAN STATE	*of	4	2	2	4	1	0	1	0	0	0	0	0	0	1	1	1	0	0	.500
Feb 17	APPALACHIAN STATE	*of	4	1	2	4	0	0	1	0	0	0	0	0	0	1	1	1	0	0	.500
Feb 18	APPALACHIAN STATE	*of	3	1	1	0	0	0	0	1	0	0	0	0	0	0	2	1	0	0	.455
Feb 20	OAKLAND	*of	4	2	2	0	1	1	0	1	1	0	0	0	0	0	0	1	0	0	.467
Feb 23	at Tennessee	*of	3	0	1	2	0	0	0	1	0	0	0	0	0	0	0	0	0	0	.444
Feb 24	at Tennessee	*of	4	0	1	0	0	0	0	0	0	0	0	0	0	0	1	0	0	0	.409
Feb 25	at Tennessee	*of	2	0	1	0	0	0	0	2	2	0	0	0	0	0	0	1	0	0	.417
Feb 28	at Wake Forest	*of	5	2	4	0	2	0	0	0	0	0	0	0	0	0	0	3	0	0	.483
Mar 02	MARIST	*of	4	1	3	4	1	1	0	1	0	0	0	0	0	0	0	1	0	0	.515
Mar 03	MARIST	*of	4	0	2	0	0	1	0	0	0	0	0	0	0	0	0	2	0	0	.514
Mar 04	MARIST	*of	4	1	1	0	0	0	0	0	0	0	1	0	0	0	2	2	0	0	.488
Mar 07	at Elon	*of	4	0	2	2	0	0	0	1	2	0	0	0	0	0	1	0	0	0	.489
Mar 09	LAFAYETTE	*of/of	3	2	2	3	1	0	1	1	0	0	0	0	1	0	0	3	0	0	.500
Mar 10	LAFAYETTE-1	*of	4	2	3	1	0	0	0	0	1	0	0	0	0	1	0	2	0	0	.519
Mar 10	LAFAYETTE-2	*of	4	0	2	1	1	0	0	0	0	0	0	0	0	0	0	2	0	0	.518
Mar 14	at Winthrop	*of	3	0	2	3	1	0	0	0	0	0	0	0	1	0	0	3	0	0	.525
Mar 16	at Lipscomb	*of	4	2	2	0	0	0	0	1	2	0	0	0	0	0	0	0	0	0	.524
Mar 17	at Lipscomb	*of	6	1	3	4	0	0	1	1	0	0	0	0	0	0	0	2	0	1	.522
Mar 18	at Lipscomb	*of	4	0	1	0	0	0	0	0	0	0	0	0	0	0	0	1	0	0	.507
Mar 23	VMI-1	*of	4	0	1	0	0	0	0	1	1	0	0	0	0	0	1	2	0	0	.494
Mar 23	VMI-2	*of/ss	3	0	0	1	0	0	0	0	0	0	0	0	1	0	2	1	1	1	.475
Mar 25	VMI	*of	4	0	2	1	0	0	0	1	2	0	0	0	0	1	1	0	0	1	.476
Mar 27	HIGH POINT	*of	4	1	0	0	0	0	0	1	1	0	0	0	0	0	1	2	0	0	.455
Mar 29	GEORGETOWN	*of	4	2	2	1	0	1	0	0	1	0	0	0	0	0	0	2	0	0	.457
Mar 30	GEORGETOWN	*of	4	1	1	0	1	0	0	0	0	0	0	0	0	0	1	3	0	0	.448
Mar 31	GEORGETOWN	*of	3	0	0	0	0	0	0	1	0	0	0	0	0	0	2	0	0	0	.434
Apr 02	NORTH CAROLINA A&S	*of	4	0	0	0	0	0	0	0	0	0	0	0	0	0	0	0	0	0	.417
Apr 03	CHARLOTTE	*of	3	1	2	0	2	0	0	0	1	0	0	0	0	0	0	5	0	0	.425
Totals			28gs	106	22	45	31	11	4	14	14	0	1	0	3	4	15	43	1	3	.425

On base pct. .484 • Slugging pct. .717

Year	avg	gp-gs	ab	r	h	2b	3b	hr	rbi	bb	so	sb-att
2016	.363	51-47	179	43	65	7	3	9	30	15	42	3-3
2017	.280	57-57	211	40	59	11	2	12	56	25	63	4-6
2018	.425	28-28	106	22	45	11	4	4	31	14	15	14-14
TOTAL	.341	136-132	496	105	169	29	9	25	117	54	120	21-23



26

RYAN CAVENESS

C • R/R • 6-2 • 205 • So. • Greensboro, N.C. (Southern Guilford)



Career Single Game Highs

At Bats 4 (7 times)
 Hits 3 (2/20/18 vs. Oakland)
 Runs 2 (2/20/18 vs. Oakland)
 RBI 3 (3/10/18 vs. Lafayette)
 SB 1 (2/20/18 vs. Oakland)

Date	Opponent	Pos	AB	R	H	RBI	2B	3B	HR	BB	SB	CS	HBP	SAC	SF	GDP	K	PO	A	E	Avg
Feb 20	OAKLAND	*c	4	2	3	1	0	0	0	1	1	0	0	0	0	0	1	7	1	0	.750
Feb 24	at Tennessee	c	1	0	0	0	0	0	0	0	0	0	0	0	0	0	4	1	0	0	.600
Mar 02	MARIST	c	0	0	0	0	0	0	0	0	0	0	0	0	0	0	1	0	0	0	.600
Mar 03	MARIST	*c	3	0	1	1	0	0	0	1	0	0	0	0	0	1	1	9	1	0	.500
Mar 07	at Elon	*c	4	0	1	0	0	0	0	0	0	0	0	0	0	0	1	13	2	0	.417
Mar 09	LAFAYETTE	*c	4	0	0	0	0	0	0	0	0	0	0	0	0	0	8	2	0	0	.312
Mar 10	LAFAYETTE-1	*c	4	0	1	3	1	0	0	0	0	0	0	0	0	0	1	9	0	0	.300
Mar 16	at Lipscomb	*c	4	1	1	2	1	0	0	0	0	0	1	0	0	0	13	1	0	0	.292
Mar 18	at Lipscomb	*c	3	1	1	0	1	0	0	0	0	0	0	0	0	0	4	1	0	0	.296
Mar 23	VMI-2	*c	4	0	0	0	0	0	0	0	0	0	0	0	0	0	2	11	2	0	.258
Mar 27	HIGH POINT	c	0	0	0	0	0	0	0	0	0	0	0	0	0	0	0	0	0	0	.258
Mar 31	GEORGETOWN	*c	3	0	0	0	0	0	0	0	0	0	0	0	0	0	3	10	3	0	.235
Apr 02	NORTH CAROLINA A&	*c	2	0	0	0	0	0	0	0	0	0	0	0	0	0	5	2	0	0	.222
Totals			10gs	36	4	8	7	3	0	2	1	0	0	1	0	1	9	94	16	0	.222

On base pct. .263 • Slugging pct. .306

Year	avg	gp-gs	ab	r	h	2b	3b	hr	rbi	bb	so	sb-att
2018	.222	13-10	36	4	8	3	0	0	7	2	9	1-1
TOTAL	.222	13-10	36	4	8	3	0	0	7	2	9	1-1



28

DEVIN RUIZ

1B/OF • R/R • 6-2 • 215 • Sr. • Pennsauken, N.J. (Paul VI)



Career Single Game Highs

At Bats 5 (5 times)
 Hits 3 (3 times)
 Runs 3 (4/30/17 at Mercer)
 RBI 3 (3/13/15 at UNCW)
 SB 1 (3 times)

Date	Opponent	Pos	AB	R	H	RBI	2B	3B	HR	BB	SB	CS	HBP	SAC	SF	GDP	K	PO	A	E	Avg
Feb 17	APPALACHIAN STATE	ph/dh	1	0	0	0	0	0	0	0	0	0	0	0	0	0	0	0	0	0	.000
Feb 20	OAKLAND	ph/of	2	0	0	0	0	0	0	0	0	0	0	0	0	0	0	0	0	0	.000
Feb 24	at Tennessee	1b	1	0	0	0	0	0	0	0	0	0	0	0	0	0	0	1	0	0	.000
Mar 02	MARIST	ph	1	0	0	0	0	0	0	0	0	0	0	0	0	0	0	0	0	0	.000
Mar 04	MARIST	*1b	3	1	0	0	0	0	0	1	1	0	0	0	0	0	3	7	1	0	.000
Mar 09	LAFAYETTE	of	0	0	0	0	0	0	0	0	0	0	0	0	0	0	0	0	0	0	.000
Mar 10	LAFAYETTE-1	1b	0	0	0	0	0	0	0	1	0	0	0	0	0	0	4	0	0	0	.000
Totals			1gs	8	1	0	0	0	0	2	1	0	0	0	0	0	3	11	2	0	.000

On base pct. .200 • Slugging pct. .000

Year	avg	gp-gs	ab	r	h	2b	3b	hr	rbi	bb	so	sb-att
2015	.300	31-26	90	11	27	6	3	0	17	15	35	1-2
2016	.288	25-16	73	10	21	6	0	3	16	5	16	1-1
2017	.344	26-16	61	13	21	5	1	1	10	12	23	1-1
2018	.000	7-1	8	1	0	0	0	0	0	2	3	1-1
TOTAL	.297	89-59	232	35	69	17	4	4	43	34	77	4-5



29

ZACH KUCHMANER

OF/1B • L/L • 6-1 • 200 • R-Jr. • Charlotte, N.C. (Marvin Ridge)



Date	Opponent	Pos	AB	R	H	RBI	2B	3B	HR	BB	SB	CS	HBP	SAC	SF	GDP	K	PO	A	E	Avg
Feb 20	OAKLAND	of	1	0	0	0	0	0	0	0	0	0	0	0	0	0	0	0	0	0	.000
Feb 24	at Tennessee	ph	1	0	0	0	0	0	0	0	0	0	0	0	0	0	0	0	0	0	.000
Mar 02	MARIST	pr/dh	2	2	1	0	0	0	0	0	0	0	0	0	0	0	1	0	0	0	.250
Mar 10	LAFAYETTE-1	ph/of	1	0	0	0	0	0	0	0	0	0	0	0	0	0	0	1	0	0	.200
Mar 27	HIGH POINT	ph	1	0	0	0	0	0	0	0	0	0	0	0	0	0	0	0	0	0	.167
Apr 02	NORTH CAROLINA A&	ph/dh	2	0	0	0	0	0	0	0	0	0	0	0	0	0	0	0	0	0	.125
Apr 03	CHARLOTTE	*dh/of	3	1	1	1	0	0	0	0	0	0	0	0	0	0	1	0	0	0	.182
Totals		1gs	11	3	2	1	0	0	0	0	0	2	0	0	0	0	2	2	0	0	.182

On base pct. .182 • Slugging pct. .182

Career Single Game Highs

At Bats ... 3 (4/3/18 vs. Charlotte)

Hits 2 (3/28/17 vs. UNC Asheville)


Runs 2 (3/2/18 vs. Marist)

RBI 2 (3/17/17 vs. Lafayette)

SB 2 (3/2/18 vs. Marist)

Year	avg	gp-gs	ab	r	h	2b	3b	hr	rbi	bb	so	sb-att
2017	.294	20-6	34	5	10	0	1	0	9	3	7	0-1
2018	.182	7-1	11	3	2	0	0	0	1	0	2	2-2
TOTAL	.267	27-7	45	8	12	0	1	0	10	3	9	2-3

Year	era	w-l	app	gs	cg	sho	sv	ip	h	r	er	bb	so
2016	12.71	1-0	6	0	0	0/0	0	5.2	6	8	8	11	5
2017	54.00	0-0	1	0	0	0/0	0	0.1	1	4	2	2	1
TOTAL	15.00	1-0	7	0	0	0/0	0	6.0	7	12	10	13	6



35

JAKE KUSZ

C • R/R • 6-2 • 220 • R-Sr. • Durham, N.C. (Riverside)



Date	Opponent	Pos	AB	R	H	RBI	2B	3B	HR	BB	SB	CS	HBP	SAC	SF	GDP	K	PO	A	E	Avg
Feb 16	APPALACHIAN STATE	*dh	4	1	1	1	0	0	1	0	0	0	0	0	0	0	0	0	0	0	.250
Feb 17	APPALACHIAN STATE	*dh	2	1	1	0	0	0	0	1	0	0	1	0	0	0	1	0	0	0	.333
Feb 18	APPALACHIAN STATE	*c	4	0	0	0	0	0	0	0	0	0	0	0	0	0	14	1	0	0	.200
Feb 23	at Tennessee	*dh	3	0	0	0	0	0	0	1	0	0	0	0	0	0	0	0	0	0	.154
Feb 24	at Tennessee	*dh	4	1	0	0	0	0	0	0	0	0	0	0	0	0	1	0	0	0	.118
Feb 25	at Tennessee	*dh	4	0	0	0	0	0	0	0	0	0	0	0	0	0	3	0	0	0	.095
Feb 28	at Wake Forest	*c	4	2	1	3	0	0	1	1	0	0	0	0	0	0	1	9	2	0	.120
Mar 02	MARIST	*dh	3	0	1	0	0	0	0	0	0	0	0	0	0	0	0	0	0	0	.143
Mar 03	MARIST	*dh	2	0	0	0	0	0	0	0	0	0	0	0	0	2	0	0	0	0	.133
Mar 09	LAFAYETTE	c	0	0	0	0	0	0	0	1	0	0	0	0	0	0	0	4	0	0	.133
Mar 10	LAFAYETTE-1	c	1	0	0	0	0	0	0	0	0	0	0	0	0	0	0	3	0	0	.129
Mar 25	VMI	*dh	4	1	1	1	0	0	1	0	0	0	0	0	0	0	1	0	0	0	.143
Mar 27	HIGH POINT	*dh	3	0	2	3	1	0	0	0	0	0	0	0	1	0	1	0	0	0	.184
Mar 29	GEORGETOWN	*dh	2	1	1	0	0	0	0	1	0	0	0	0	0	0	1	0	0	0	.200
Mar 30	GEORGETOWN	*dh	3	0	0	1	0	0	0	0	0	0	0	0	1	0	2	0	0	0	.186
Apr 02	NORTH CAROLINA A&	*dh	1	0	0	0	0	0	0	1	0	0	0	0	0	0	0	0	0	0	.182
Totals		14gs	44	7	8	9	1	0	3	6	0	0	1	0	2	2	11	30	3	0	.182

On base pct. .283 • Slugging pct. .409

Career Single Game Highs

At Bats ... 5 (15 times)

Hits 4 (2 times)


Runs 4 (3/18/16 vs. Marist)

RBI 6 (3/18/16 vs. Marist)

SB 1 (3 times)

Year	avg	gp-gs	ab	r	h	2b	3b	hr	rbi	bb	so	sb-att
2014	.256	26-22	78	12	20	3	1	1	9	10	21	0-0
2015	.289	39-36	135	19	39	7	0	4	23	10	33	1-2
2016	.277	59-59	224	42	62	17	0	9	52	22	37	2-2
2017	.500	2-1	4	1	2	0	0	0	1	1	0	0-0
2018	.182	16-14	44	7	8	1	0	3	9	6	11	0-0
TOTAL	.270	142-132	485	81	131	28	1	17	94	49	102	3-4

Individual Game-by-Game and Career Highs - Pitchers



14

BRANDON STEPHENS

INF/RHP • R/R • 6-3 • 195 • So. • Willow Spring, N.C. (Wake Christian Academy)



Has yet to appear in a game this season.

Career Single Game Highs

IP2.2 (3/31/17 at ETSU)
Ks4 (3/31/17 at ETSU)

Year	era	w-l	app	gs	cg	sho	sv	ip	h	r	er	bb	so
2017	8.38	0-0	15	1	0	0/0	1	19.1	30	19	18	7	17
TOTAL	8.38	0-0	15	1	0	0/0	1	19.1	30	19	18	7	17



15

CHAD SYKES

RHP • R/R • 5-11 • 170 • Sr. • Creedmoor, N.C. (Voyager Academy)



Has yet to appear in a game this season.

Career Single Game Highs

IP6.0 (5/3/15 vs. Wofford)
Ks9 (5/26/16 vs. Wofford)

Year	era	w-l	app	gs	cg	sho	sv	ip	h	r	er	bb	so
2015	6.89	1-0	14	6	0	0/1	0	32.2	28	28	25	29	31
2016	2.52	5-2	27	0	0	0/0	4	50.0	31	21	14	40	60
2017	4.79	1-0	16	0	0	0/0	7	20.2	24	16	11	11	24
TOTAL	4.35	7-2	57	6	0	0/1	11	103.1	83	65	50	80	115



20

DAN LOATS

RHP • R/R • 6-4 • 200 • Sr. • Eden Prairie, Minn. (NIACC)



Date	Opponent	GS	IP	H	R	ER	BB	SO	2B	3B	HR	WP	BK	HBP	IBB	Score	W-L	Sv	ERA	NP
Feb 25	at Tennessee		1.1	2	0	0	0	1	0	0	0	0	0	0	0	3-2	0-0	0	0.00	19
Feb 28	at Wake Forest		2.0	2	0	0	2	2	0	0	0	0	1	0	0	11-5	0-0	0	0.00	46
Mar 04	MARIST		0.1	2	4	4	2	0	1	0	0	0	0	0	0	7-10	0-1	0	9.82	26
Mar 07	at Elon	*	3.0	0	2	0	2	2	0	0	0	0	0	2	0	7-5	0-1	0	5.40	57
Mar 14	at Winthrop	*	3.1	4	2	2	1	3	0	0	1	0	0	0	0	3-2	0-1	0	5.40	58
Mar 18	at Lipscomb	*	5.0	3	0	0	1	2	0	0	0	0	0	0	0	2-3	0-1	0	3.60	76
Mar 25	VMI	*	3.0	5	3	2	1	5	1	0	0	0	0	2	0	7-8	0-1	0	4.00	63
Mar 29	GEORGETOWN		1.0	0	0	0	0	0	0	0	0	0	0	1	0	7-3	0-1	0	3.79	21
Apr 02	NORTH CAROLINA A&T	*	4.2	6	3	2	2	5	2	1	1	0	0	2	0	2-3	0-2	0	3.80	81
Totals		5	23.2	24	14	10	11	20	4	1	2	0	1	7	0	49-41	0-2	0	3.80	-

Career Single Game Highs

IP6.2 (4/30 at Mercer)
Ks9 (4/15/17 vs. Wofford)

Year	era	w-l	app	gs	cg	sho	sv	ip	h	r	er	bb	so
2017	5.25	8-3	17	14	0	0/0	2	82.1	88	54	48	36	77
2018	3.80	0-2	9	5	0	0/0	0	23.2	24	14	10	11	20
TOTAL	4.92	8-5	26	19	0	0/0	2	106.0	112	68	58	47	97



22

ALEX SOVA

RHP • R/R • 6-7 • 235 • Sr. • Midland, Mich. (Kellogg CC)



Date	Opponent	GS	IP	H	R	ER	BB	SO	2B	3B	HR	WP	BK	HBP	IBB	Score	W-L	Sv	ERA	NP
Mar 10	LAFAYETTE-1		0.1	2	3	3	2	0	2	0	0	1	0	0	0	13-5	0-0	0	81.00	19
Totals		0	0.1	2	3	3	2	0	2	0	0	1	0	0	0	13-5	0-0	0	81.00	-

Career Single Game Highs

IP 2.1 (2 times)
Ks 4 (3/11/17 vs. Princeton)

Year	era	w-l	app	gs	cg	sho	sv	ip	h	r	er	bb	so
2017	3.38	1-0	16	0	0	0/0	1	21.1	15	10	8	22	18
2018	81.00	0-0	1	0	0	0/0	0	0.1	2	3	3	2	0
TOTAL	4.57	1-0	17	0	0	0/0	1	21.2	17	13	11	24	18



23

EASTON WELCH

RHP • R/R • 6-0 • 190 • R-Sr. • Randleman, N.C. (Gardner-Webb)



Date	Opponent	GS	IP	H	R	ER	BB	SO	2B	3B	HR	WP	BK	HBP	IBB	Score	W-L	Sv	ERA	NP
Feb 16	APPALACHIAN STATE		1.0	0	0	0	0	0	0	0	0	0	0	0	0	10-3	0-0	0	0.00	8
Feb 17	APPALACHIAN STATE		2.1	1	0	0	0	1	0	0	0	0	0	1	0	11-6	0-0	1	0.00	28
Feb 20	OAKLAND		1.0	0	0	0	0	1	0	0	0	0	0	0	0	13-8	0-0	1	0.00	7
Feb 24	at Tennessee		1.2	5	3	3	0	0	2	0	0	1	0	1	0	4-11	0-0	1	4.50	34
Feb 28	at Wake Forest		2.0	1	1	1	2	3	0	1	0	0	0	0	0	11-5	0-0	1	4.50	34
Mar 02	MARIST		1.0	0	0	0	0	1	0	0	0	0	0	0	0	11-1	0-0	1	4.00	15
Mar 04	MARIST		2.0	0	0	0	0	0	0	0	0	0	0	0	0	7-10	0-0	1	3.27	10
Mar 07	at Elon		1.0	1	1	1	3	0	0	0	1	0	0	0	0	7-5	0-0	1	3.75	32
Mar 09	LAFAYETTE		0.2	2	1	1	0	1	1	0	0	0	0	0	0	14-5	0-0	1	4.26	17
Mar 14	at Winthrop		1.2	1	0	0	0	1	1	0	0	0	0	0	0	3-2	1-0	1	3.77	14
Mar 17	at Lipscomb		1.1	0	0	0	1	0	0	0	0	0	0	1	0	13-9	1-0	1	3.45	18
Mar 18	at Lipscomb		1.0	2	1	1	2	0	1	0	1	0	0	0	1	2-3	1-1	1	3.78	28
Mar 25	VMI		1.0	2	0	0	0	1	0	0	0	0	0	0	0	7-8	1-1	1	3.57	11
Mar 27	HIGH POINT		2.1	0	0	0	2	2	0	0	0	0	0	0	0	12-6	2-1	1	3.15	41
Mar 30	GEORGETOWN		0.2	1	0	0	1	0	0	0	0	0	0	1	0	5-2	2-1	1	3.05	21
Apr 02	NORTH CAROLINA A&T		3.1	1	0	0	0	4	0	0	0	1	0	2	0	2-3	2-1	1	2.62	54
Totals		0	24.0	17	7	7	11	15	5	1	2	2	0	6	1	132-87	2-1	1	2.62	-

Year	era	w-l	app	gs	cg	sho	sv	ip	h	r	er	bb	so
2016	13.09	0-1	13	0	0	0/0	0	11.0	21	16	16	9	10
2017	6.00	0-0	6	0	0	0/0	0	6.0	11	8	4	4	6
2018	2.62	2-1	16	0	0	0/0	1	24.0	17	7	7	11	15
TOTAL	5.93	2-2	35	0	0	0/0	1	41.0	49	31	27	24	31



27

JAKE MAYHEW

RHP • R/R • 6-0 • 195 • R-So. • Winston-Salem, N.C. (West Forsyth)



Date	Opponent	GS	IP	H	R	ER	BB	SO	2B	3B	HR	WP	BK	HBP	IBB	Score	W-L	Sv	ERA	NP
Feb 20	OAKLAND	*	5.0	4	1	1	2	4	1	0	1	0	0	0	0	13-8	1-0	0	1.80	82
Feb 28	at Wake Forest	*	1.1	1	4	4	4	1	0	0	0	0	0	1	0	11-5	1-0	0	7.11	41
Mar 10	LAFAYETTE-2	*	3.1	4	2	2	3	5	1	0	0	0	0	0	0	5-2	1-0	0	6.52	67
Mar 18	at Lipscomb	*	0.1	1	2	2	0	0	1	0	0	0	0	1	0	2-3	1-0	0	8.10	11
Mar 27	HIGH POINT	*	2.2	3	2	1	2	4	0	0	0	1	0	1	0	12-6	1-0	0	7.11	74
Totals		4	12.2	13	11	10	11	14	3	0	1	1	0	3	0	43-24	1-0	0	7.11	-

Career Single Game Highs

IP 5.0 (2/20/18 vs. Oakland)
Ks 5 (3/10/18 vs. Lafayette)

Year	era	w-l	app	gs	cg	sho	sv	ip	h	r	er	bb	so
2016	23.14	0-0	3	0	0	0/0	0	2.1	6	6	6	3	2
2018	7.11	1-0	5	4	0	0/0	0	12.2	13	11	10	11	14
TOTAL	9.60	1-0	8	4	0	0/0	0	15.0	19	17	16	14	16



Career Single Game Highs

IP 7.0 (3/24/17 vs. WCU)
Ks 8 (3 times)

30

JACK MAYNARD

RHP • R/R • 5-11 • 190 • Sr. • Crozet, Va. (Patrick Henry CC)



Date	Opponent	GS	IP	H	R	ER	BB	SO	2B	3B	HR	WP	BK	HBP	IBB	Score	W-L	Sv	ERA	NP
Feb 18	APPALACHIAN STATE		3.2	2	0	0	0	8	1	0	0	0	0	0	0	4-6	0-0	0	0.00	59
Feb 23	at Tennessee		2.0	3	3	2	1	1	1	0	0	0	0	1	0	2-3	0-1	0	3.18	51
Feb 25	at Tennessee		2.2	3	0	0	0	1	0	0	0	0	0	1	0	3-2	1-1	0	2.16	44
Feb 28	at Wake Forest		1.2	3	0	0	0	1	0	0	0	0	0	0	0	11-5	2-1	0	1.80	23
Mar 03	MARIST		2.0	1	0	0	0	2	0	0	0	2	0	0	0	6-3	2-1	0	1.50	27
Mar 04	MARIST		0.2	2	1	1	0	1	0	0	0	0	0	2	0	7-10	2-1	0	2.13	19
Mar 07	at Elon		3.1	3	0	0	1	8	0	0	0	0	0	0	0	7-5	3-1	0	1.69	56
Mar 10	LAFAYETTE-2		3.2	1	0	0	0	6	1	0	0	0	0	0	0	5-2	4-1	0	1.37	48
Mar 14	at Winthrop		2.0	1	0	0	1	4	0	0	0	0	0	0	0	3-2	4-1	1	1.25	31
Mar 17	at Lipscomb		3.0	2	0	0	1	4	0	0	0	0	0	0	0	13-9	4-1	1	1.09	53
Mar 18	at Lipscomb		1.2	1	0	0	0	1	0	0	0	0	0	0	0	2-3	4-1	1	1.03	24
Mar 23	VMI-1		3.0	0	0	0	0	5	0	0	0	0	0	0	0	9-1	4-1	2	0.92	38
Mar 25	VMI		2.0	7	4	3	0	2	0	0	0	1	0	0	0	7-8	4-2	2	1.72	42
Mar 29	GEORGETOWN		3.0	5	1	1	0	3	1	0	0	0	0	0	0	7-3	4-2	3	1.83	45
Mar 31	GEORGETOWN		0.2	0	1	1	1	1	0	0	0	0	0	0	0	5-4	4-2	3	2.06	14
Apr 03	CHARLOTTE		3.1	0	0	0	0	3	0	0	0	0	0	0	0	2-0	4-2	4	1.88	33
Totals		0	38.1	34	10	8	5	51	4	0	0	3	2	3	0	93-66	4-2	4	1.88	-

Year	era	w-l	app	gs	cg	sho	sv	ip	h	r	er	bb	so
2017	4.24	3-3	23	7	0	0/0	3	68.0	66	36	32	26	80
2018	1.88	4-2	16	0	0	0/1	4	38.1	34	10	8	5	51
TOTAL	3.39	7-5	39	7	0	0/1	7	106.1	100	46	40	31	131



Career Single Game Highs

IP 6.2 (4/11/15 vs. Furman)
Ks 8 (4 times)

31

ANDREW WANTZ


RHP • R/R • 6-4 • 240 • Sr. • Holly Springs, N.C. (Holly Springs)



NOT: Andrew Wantz - 10 appearances (all games)

Date	Opponent	GS	IP	H	R	ER	BB	SO	2B	3B	HR	WP	BK	HBP	IBB	Score	W-L	Sv	ERA	NP
Feb 16	APPALACHIAN STATE		2.1	0	0	0	0	2	0	0	0	0	0	0	0	10-3	1-0	0	0.00	30
Feb 17	APPALACHIAN STATE		2.2	2	0	0	1	5	0	0	0	0	0	1	0	11-6	2-0	0	0.00	58
Feb 23	at Tennessee		1.1	1	0	0	1	2	1	0	0	0	0	0	0	2-3	2-0	0	0.00	28
Feb 25	at Tennessee		2.2	1	1	1	1	5	0	0	1	1	0	0	0	3-2	2-0	1	1.00	36
Feb 28	at Wake Forest		2.0	0	0	0	0	3	0	0	0	0	0	0	0	11-5	2-0	2	0.82	29
Mar 03	MARIST		2.0	2	0	0	0	2	0	0	0	0	0	0	0	6-3	2-0	3	0.69	23
Mar 04	MARIST		1.0	2	1	1	0	0	0	0	0	0	0	0	0	7-10	2-0	3	1.29	15
Mar 07	at Elon		1.0	0	0	0	2	3	0	0	0	0	0	0	0	7-5	2-0	4	1.20	21
Mar 10	LAFAYETTE-2		2.0	1	0	0	0	2	0	0	0	0	0	0	0	5-2	2-0	5	1.06	24
Mar 17	at Lipscomb		0.1	5	5	5	1	1	3	0	0	0	0	1	0	13-9	2-0	5	3.63	38
Mar 23	VMI-2		4.1	1	0	0	2	6	0	0	0	0	0	0	0	6-3	3-0	5	2.91	64
Mar 25	VMI		1.0	0	0	0	0	2	0	0	0	0	0	0	0	7-8	3-0	5	2.78	15
Mar 30	GEORGETOWN		3.1	2	1	0	0	5	1	0	0	0	0	1	0	5-2	3-0	6	2.42	39
Mar 31	GEORGETOWN		1.1	1	1	1	0	3	0	0	1	0	0	0	0	5-4	4-0	6	2.63	18
Apr 02	NORTH CAROLINA A&S		1.0	2	0	0	1	0	0	0	0	0	0	0	0	2-3	4-0	6	2.54	16
Totals		0	28.1	20	9	8	9	41	5	0	2	1	0	3	0	100-68	4-0	6	2.54	-

Year	era	w-l	app	gs	cg	sho	sv	ip	h	r	er	bb	so
2015	5.57	5-3	15	10	0	0/2	0	51.2	67	38	32	19	36
2016	2.97	6-1	34	1	0	0/1	4	78.2	55	29	26	37	97
2017	4.08	6-4	27	0	0	0/1	5	68.1	56	33	31	26	64
2018	2.54	4-0	15	0	0	0/0	6	28.1	20	9	8	9	41
TOTAL	3.85	21-8	91	11	0	0/4	15	227.0	198	109	97	91	238



Career Single Game Highs

IP 5.2 (4/3/18 vs. Charlotte)

Ks 8 (3/29/18 vs. Georgetown)

32

JAKE LEWIS

LHP • L/L • 6-2 • 205 • Jr. • Wendell, N.C. (Corinth Holders)



Date	Opponent	GS	IP	H	R	ER	BB	SO	2B	3B	HR	WP	BK	HBP	IBB	Score	W-L	Sv	ERA	NP
Feb 16	APPALACHIAN STATE		0.2	1	1	1	2	2	0	0	0	0	0	0	0	10-3	0-0	0	13.50	23
Feb 17	APPALACHIAN STATE		0.0	1	3	3	2	0	0	0	0	1	0	0	0	11-6	0-0	0	54.00	15
Feb 20	OAKLAND		1.0	1	0	0	0	1	1	0	0	0	0	0	0	13-8	0-0	0	21.60	20
Feb 24	at Tennessee		3.0	4	1	1	0	6	0	1	0	0	0	1	0	4-11	0-0	0	9.64	53
Mar 02	MARIST		1.0	0	0	0	1	1	0	0	0	0	0	0	0	11-1	0-0	0	7.94	17
Mar 04	MARIST		2.0	2	0	0	0	4	1	0	0	0	0	0	0	7-10	0-0	0	5.87	32
Mar 07	at Elon		0.2	1	2	2	2	1	0	0	0	0	0	0	0	7-5	0-0	0	7.56	21
Mar 09	LAFAYETTE		0.1	0	0	0	0	1	0	0	0	0	0	0	0	14-5	0-0	0	7.27	4
Mar 14	at Winthrop		2.0	0	0	0	0	2	0	0	0	0	0	0	0	3-2	0-0	0	5.91	26
Mar 17	at Lipscomb		3.1	2	2	1	1	5	1	0	0	1	0	0	0	13-9	1-0	0	5.14	54
Mar 25	VMI		2.0	0	1	1	2	4	0	0	0	0	0	0	0	7-8	1-0	0	5.06	39
Mar 27	HIGH POINT		1.0	1	0	0	0	1	0	0	0	0	0	0	0	12-6	1-0	0	4.76	13
Mar 29	GEORGETOWN	*	5.0	2	2	2	2	8	1	1	0	0	0	2	0	7-3	2-0	0	4.50	87
Apr 03	CHARLOTTE	*	5.2	3	0	0	0	4	1	0	0	0	0	0	0	2-0	3-0	0	3.58	73
Totals		2	27.2	18	12	11	12	40	5	2	0	2	0	3	0	121-77	3-0	0	3.58	-

Year	era	w-l	app	gs	cg	sho	sv	ip	h	r	er	bb	so
2016	6.58	1-1	19	6	0	0/0	0	39.2	45	31	29	31	39
2017	5.34	2-2	13	4	0	0/0	0	28.2	31	17	17	13	26
2018	3.58	3-0	14	2	0	0/1	0	27.2	18	12	11	12	40
TOTAL	5.34	6-3	46	12	0	0/1	0	96.0	94	60	57	56	105



Career Single Game Highs

IP 9.0 (2 times)

Ks 13 (3/16/18 at Lipscomb)

33

MATT FRISBEE

RHP • R/R • 6-5 • 230 • So. • Candler, N.C. (Enka)



Date	Opponent	GS	IP	H	R	ER	BB	SO	2B	3B	HR	WP	BK	HBP	IBB	Score	W-L	Sv	ERA	NP
Feb 16	APPALACHIAN STATE	*	5.0	4	2	2	3	6	2	0	0	0	0	0	0	10-3	0-0	0	3.60	90
Feb 23	at Tennessee	*	4.2	2	0	0	4	6	0	0	0	0	0	0	0	2-3	0-0	0	1.86	86
Mar 02	MARIST	*	7.0	4	1	1	2	8	0	0	1	2	0	0	0	11-1	1-0	0	1.62	105
Mar 09	LAFAYETTE	*	6.0	9	4	3	0	8	2	0	1	0	0	0	0	14-5	2-0	0	2.38	96
Mar 16	at Lipscomb	*	9.0	4	3	2	3	13	0	0	0	0	1	1	0	9-3	3-0	0	2.27	116
Mar 23	VMI-1	*	6.0	5	1	1	1	7	3	0	0	0	0	0	0	9-1	4-0	0	2.15	110
Mar 30	GEORGETOWN	*	5.0	7	1	1	2	6	1	0	0	0	0	0	0	5-2	5-0	0	2.11	102
Totals		7	42.2	35	12	10	15	54	8	0	2	2	1	1	0	60-18	5-0	0	2.11	-

Year	era	w-l	app	gs	cg	sho	sv	ip	h	r	er	bb	so
2016	5.11	5-3	15	15	1	1/1	0	68.2	75	46	39	31	51
2017	4.10	8-4	17	16	1	0/1	0	96.2	87	49	44	30	74
2018	2.11	5-0	7	7	1	0/0	0	42.2	35	12	10	15	54
TOTAL	4.02	18-7	39	38	3	1/2	0	208.0	197	107	93	76	179



34

JEREMIAH TRIPLETT

RHP • R/R • 6-2 • 200 • R-So. • Wilkesboro, N.C. (West Wilkes)



Date	Opponent	GS	IP	H	R	ER	BB	SO	2B	3B	HR	WP	BK	HBP	IBB	Score	W-L	Sv	ERA	NP
Feb 20	OAKLAND		0.2	2	4	4	1	1	1	0	1	0	0	0	0	13-8	0-0	0	54.00	25
Mar 10	LAFAYETTE-1		0.2	0	0	0	0	2	0	0	0	0	0	0	0	13-5	0-0	0	27.00	13
Mar 27	HIGH POINT		1.0	1	2	2	2	0	0	0	1	2	0	0	0	12-6	0-0	0	23.14	38
Totals		0	1.4	3	6	6	3	3	1	0	2	2	0	0	0	38-19	0-0	0	29.14	-

Career Single Game Highs

IP 1.2 (2/25/17 vs. Michigan St.)
Ks 4 (2/25/17 vs. Michigan St.)

Year	era	w-l	app	gs	cg	sho	sv	ip	h	r	er	bb	so
2017	20.25	0-0	3	0	0	0/0	0	2.2	3	6	6	7	5
2018	23.14	0-0	3	0	0	0/0	0	2.1	3	6	6	3	3
TOTAL	21.60	0-0	6	0	0	0/0	0	5.0	6	12	12	10	8



36

ALEX HOPPE

RHP • R/R • 6-1 • 175 • Fr. • Clinton, Iowa (Unity Christian)




Date	Opponent	GS	IP	H	R	ER	BB	SO	2B	3B	HR	WP	BK	HBP	IBB	Score	W-L	Sv	ERA	NP
Feb 20	OAKLAND		1.0	2	3	3	4	1	0	0	0	0	0	0	0	13-8	0-0	0	27.00	35
Feb 24	at Tennessee		0.0	1	1	1	1	0	1	0	0	0	0	0	0	4-11	0-0	0	36.00	7
Mar 10	LAFAYETTE-1		1.0	1	0	0	2	0	1	0	0	1	0	0	0	13-5	0-0	0	18.00	29
Totals		0	2.0	4	4	4	7	1	2	0	0	1	0	0	0	30-24	0-0	0	18.00	-

Career Single Game Highs

IP 1.0 (2 times)
Ks 1 (2-20-18 vs. Oakland)

Year	era	w-l	app	gs	cg	sho	sv	ip	h	r	er	bb	so
2018	6.57	0-1	5	3	0	0/0	0	12.1	11	9	9	10	9
TOTAL	6.57	0-1	5	3	0	0/0	0	12.1	11	9	9	10	9



37

BRYCE HENSLEY

LHP • L/L • 6-4 • 200 • Jr. • Asheville, N.C. (Catawba Valley CC)



Date	Opponent	GS	IP	H	R	ER	BB	SO	2B	3B	HR	WP	BK	HBP	IBB	Score	W-L	Sv	ERA	NP
Feb 17	APPALACHIAN STATE	*	4.0	4	3	3	2	6	1	0	0	0	0	0	0	11-6	0-0	0	6.75	67
Feb 24	at Tennessee	*	3.1	8	6	6	0	4	0	0	1	0	0	0	0	4-11	0-1	0	11.05	76
Mar 03	MARIST	*	5.0	5	3	2	3	4	0	0	0	1	0	1	0	6-3	1-1	0	8.03	96
Mar 10	LAFAYETTE-1	*	7.0	8	2	2	0	11	1	0	0	0	0	1	0	13-5	2-1	0	6.05	96
Mar 17	at Lipscomb	*	5.0	3	2	2	1	3	0	0	0	0	0	2	0	13-9	2-1	0	5.55	66
Mar 23	VMI-2	*	5.2	9	3	3	1	7	2	0	0	0	0	0	0	6-3	2-1	0	5.40	98
Mar 31	GEORGETOWN	*	7.0	3	2	1	1	7	1	0	0	0	0	1	0	5-4	2-1	0	4.62	86
Totals		7	37.0	40	21	19	8	42	5	0	1	1	0	5	0	58-41	2-1	0	4.62	-

Career Single Game Highs

IP 8.0 (3/11/17 vs. Princeton)
Ks 13 (3/11/17 vs. Princeton)

Year	era	w-l	app	gs	cg	sho	sv	ip	h	r	er	bb	so
2016	6.32	5-3	17	11	0	0/0	0	62.2	77	52	44	28	44
2017	4.71	7-8	18	17	1	0/0	0	91.2	96	60	48	33	80
2018	4.62	2-1	7	7	0	0/0	0	37.0	40	21	19	8	42
TOTAL	5.22	14-12	42	35	1	0/0	0	191.1	213	133	111	69	166



38

TREY KISSACK

RHP • R/R • 6-0 • 190 • So. • Grand Island, Neb. (Southeast CC)




Date	Opponent	GS	IP	H	R	ER	BB	SO	2B	3B	HR	WP	BK	HBP	IBB	Score	W-L	Sv	ERA	NP
Feb 18	APPALACHIAN STATE	*	4.0	1	2	2	5	5	0	0	1	0	1	1	0	4-6	0-1	0	4.50	81
Feb 25	at Tennessee	*	2.1	2	1	1	2	0	0	0	0	1	0	1	0	3-2	0-1	0	4.26	44
Mar 04	MARIST	*	3.0	6	4	4	1	2	2	0	0	3	0	0	0	7-10	0-1	0	6.75	59
Mar 09	LAFAYETTE		1.0	0	0	0	1	1	0	0	0	1	0	0	0	14-5	0-1	0	6.10	18
Mar 27	HIGH POINT		2.0	2	2	2	1	1	0	0	1	1	0	1	0	12-6	0-1	0	6.57	36
Totals		3	12.1	11	9	9	10	9	2	0	2	6	1	3	0	40-29	0-1	0	6.57	-

Career Single Game Highs

IP 4.0 (2-18-18 vs. App State)
Ks 5 (2-18-18 vs. App State)

Year	era	w-l	app	gs	cg	sho	sv	ip	h	r	er	bb	so
2018	6.57	0-1	5	3	0	0/0	0	12.1	11	9	9	10	9
TOTAL	6.57	0-1	5	3	0	0/0	0	12.1	11	9	9	10	9



44

JACK PONDER

RHP • R/R • 6-6 • 190 • Fr. • Candler, N.C. (Enka)



Date	Opponent	GS	IP	H	R	ER	BB	SO	2B	3B	HR	WP	BK	HBP	IBB	Score	W-L	Sv	ERA	NP
Feb 18	APPALACHIAN STATE		1.1	1	4	4	3	1	0	0	1	0	0	0	0	4-6	0-0	0	27.00	34
Feb 20	OAKLAND		0.1	1	0	0	0	0	1	0	0	0	0	0	0	13-8	0-0	0	21.60	6
Mar 09	LAFAYETTE		1.0	0	0	0	0	3	0	0	0	0	0	0	0	14-5	0-0	0	13.50	19
Totals		0	2.2	2	4	4	3	4	1	0	1	0	0	0	0	31-19	0-0	0	13.50	-

Career Single Game Highs

IP 1.1 (2-18-18 vs. App State)
Ks 3 (3/9/18 vs. Lafayette)

Year	era	w-l	app	gs	cg	sho	sv	ip	h	r	er	bb	so
2018	13.50	0-0	3	0	0	0/0	0	2.2	2	4	4	3	4
TOTAL	13.50	0-0	3	0	0	0/0	0	2.2	2	4	4	3	4