



# 2017-18 UNCG MEN'S BASKETBALL



## 2017-18 SCHEDULE

Date	Opponent	Time
N 10	at Virginia	L, 48-60
N 15	N.C. WESLEYAN % ^	W, 82-48
N 17	FERRUM ^	W, 95-43
N 20	DELAWARE %	W, 79-66
N 21	LONGWOOD %	W, 71-40
N 24	at Wake Forest	L, 75-81
N 28	at Presbyterian	L, 72-74

D 2	at Liberty	W, 76-75 (3OT)
D 7	ELON	W, 75-44
D 13	UNCW	W, 71-58
D 16	at N.C. State	W, 81-76
D 19	UNC ASHEVILLE	L, 60-67
D 21	SOUTHEASTERN ^	W, 85-67
D 30	WOFFORD *	W, 71-67

J 6	at VMI *	W, 63-61
J 11	at ETSU *	L, 58-68
J 13	at Western Carolina *	W, 66-55
J 18	THE CITADEL *	W, 72-58
J 20	MERCER *	W, 70-66 (OT)
J 24	FURMAN *	W, 71-61
J 27	at Samford *	W, 98-82
J 29	at Chattanooga * L,	85-87 (2OT)

F 1	VMI *	W, 73-51
F 7	at Furman *	W, 80-67
F 10	WCU *^	W, 65-48
F 12	ETSU *	W, 74-56
F 15	at The Citadel *	W, 82-66
F 17	at Mercer *	L, 74-77
F 20	at Wofford *	W, 76-66
F 23	CHATTANOOGA *	W, 51-72
F 25	SAMFORD *	W, 88-75

### SoCon Tournament - Asheville, N.C.

M 2	SoCon First Round	BYE
M 3	SoCon Quarterfinals	Noon
M 4	SoCon Semifinals	4 p.m.
M 5	SoCon Finals	9 p.m.

\* - Southern Conference game

% - UNCG Spartan Classic

^ Fleming Gymnasium on campus

### Media Information

Assistant AD for Athletics Communications  
 Matt McCollister (primary contact)  
 matt.mccollister@uncg.edu  
 O - 336-334-5615  
 C - 336-676-3407



VS.



or



(23-7, 14-3)

## SoCon Tournament

March 2-5, 2018

U.S. Cellular Center

Asheville, N.C.



**TELEVISION**  
 ESPN3 & ESPN App  
 (Pete Yanity  
 & Dean Keener)

**RADIO**  
 TuneIn Radio  
[www.uncgspartans.com/radio](http://www.uncgspartans.com/radio)  
 (Scott Pryzwansky  
 & Darryl Kosciak)

**INTERNET**  
 Live Stats link at  
[www.uncgspartans.com](http://www.uncgspartans.com)  
[www.uncgstats.com](http://www.uncgstats.com)  
 Follow @UNCGScores

### What's On Tap ...

The Spartans enter the 2018 General Shale Southern Conference Tournament as the No. 1 for the second-straight year ... UNCG earned the top seed with a 15-3 SoCon record and winning the league outright ... The Spartans earned one of six byes into the quarterfinal round and will open play Saturday at the U.S. Cellular Center in downtown Asheville ... UNCG will face off against the winner of the first round matchup between No. 8 The Citadel and No. 9 VMI set to be played Friday ... The Spartans will tip-off as the first quarterfinal game Saturday at noon ... The game will be broadcast on ESPN3 and the ESPN App with Pete Yanity and Dean Keener on the call ... Additionally, the game will be radio broadcast on TuneIn with Drew Casey and Darryl Kosciak on the call in the quarterfinals while Scott Pryzwansky and Darryl Kosciak will do games after the quarterfinals.

### SoCon Champions ...

The Spartans won eight out of their last nine games, including the last three games to claim their second-straight Southern Conference championship ... UNCG finished with a 15-3 league record, topping ETSU by one game in the final standings ... The championship is the second-straight for the Spartans who have only won two overall SoCon titles in program history ... UNCG won two SoCon North Division titles during its time in the league, claiming it in 2001-02 and 2011-12 ... With the outright win in the regular season, UNCG has assured itself of at least a bid in the National Invitation Tournament (NIT) with the league's automatic bid ... The NIT automatic bid would not be used if the Spartans won the SoCon Tournament, therefore earning the NCAA Tournament automatic bid.

### SoCon Tournament History ...

The 2018 Southern Conference Tournament marks the 18th season UNCG has appeared in the tournament ... The Spartans are 17-18 all-time in the event, having won at least one game 12 times ... UNCG has one SoCon Tournament championship on its resume in program history, winning the 2001 title with a 67-66 victory over Chattanooga ... UNCG has played in two other championships games, falling last season to ETSU and making the final in 2005 before falling to Davidson, 73-68 ... The Spartans have advanced to the SoCon semifinals eight times in program history ... This year's team marks the second time that UNCG has ever earned the No. 1 seed in SoCon Tournament history.

The Spartans will open SoCon Tournament play Saturday at noon in the quarterfinal round against the winner of No. 8 The Citadel vs. No. 9 VMI ... UNCG and The Citadel have met twice in SoCon Tournament play with The Citadel posting a first round win in 2014 and the Spartans defeating the Bulldogs 76-67 in the quarterfinal round last year ... UNCG and VMI have never met in SoCon Tournament play.

### UNCG Please

Please refer to UNCG as simply UNCG or the Spartans. Please do not refer to UNCG as UNC Greensboro, UNC-Greensboro, North Carolina-Greensboro, North Carolina at Greensboro, or any other variation of the university's name. Thank you

### UNCG's Projected Starters



#1 Marvin Smith, Sr., G/F  
 #10 Francis Alonso, Jr., G  
 #11 Demetrius Troy, Jr., G  
 #21 James Dickey, So., F  
 #32 Jordy Kuiper, Sr., F



# 2017-18 UNCG MEN'S BASKETBALL



## 2017-18 SoCon STANDINGS

Team	SoCon			Overall		
	W	L	Pct	W	L	Pct
<b>UNCG</b>	<b>15</b>	<b>3</b>	<b>.833</b>	<b>24</b>	<b>7</b>	<b>.774</b>
ETSU	14	4	.778	23	8	.742
Furman	13	5	.722	22	9	.710
Wofford	11	7	.611	20	11	.645
Mercer	11	7	.611	18	13	.581
Western Carolina	8	10	.444	13	18	.419
Samford	6	12	.333	10	21	.323
The Citadel	5	13	.278	10	20	.333
VMI	4	14	.222	9	20	.310
Chattanooga	3	15	.167	9	22	.290

## SCHOOL INFORMATION

School.....	UNCG
Location .....	Greensboro, N.C.
Founded .....	1891
Enrollment .....	17,200
Nickname .....	Spartans
Colors .....	Navy, Gold & White
Arena .....	Greensboro Coliseum
Capacity .....	7,617/23,000
Affiliation .....	NCAA Division I
Conference.....	Southern
Chancellor .....	Franklin D. Gilliam Jr.
Director of Athletics .....	Kim Record
Alma Mater.....	Virginia, 1984
Athletics Dept. Phone.....	336-334-5952
Ticket Office Phone .....	336-334-3250

## TEAM INFORMATION

2016-17 Overall Record .....	25-10
2016-17 SoCon Record .....	14-4
SoCon Finish .....	t-1st
Letterwinners Returning/Lost.....	11/2
Starters Returning/Lost.....	3/2
Newcomers .....	4

## COACHING STAFF

Head Coach .....	Wes Miller
Alma Mater.....	North Carolina, 2007
Career Record .....	109-110 (seventh year)
Record at UNCG .....	109-110 (seventh year)
Associate Head Coach .....	Mike Roberts
Alma Mater.....	Indiana, 2005
Assistant Coach .....	Andre Morgan
Alma Mater.....	North Georgia, 2010
Assistant Coach .....	Chris LePore
Alma Mater.....	Belmont, 2014
Dir. of Basketball Ops .....	Kyle Bankhead
Alma Mater.....	Gonzaga, 2003

## MEDIA INFORMATION

Asst. AD.....	Matt McCollister
Email .....	matt.mccollister@uncg.edu
Cell Phone .....	336-676-3407
Assistant Director .....	Dan Wacker
Assistant Director .....	Korey Blucas
Director of Marketing .....	Dacia Ijames
Media Relations Office .....	336-334-5615
Website .....	www.uncgspartans.com
Mailing Address .....	UNCG Athletics
.....	PO Box 26168
.....	Greensboro, NC 27402-6168

## Miller Named Coach Of The Year ...

UNCG head coach **Wes Miller** picked up his second Southern Conference Coach of the Year honor of his career, the league office announced Wednesday ... Miller was named Coach of the Year by both the league's head coaches and the SoCon Sports Media Association ... Miller has guided the Spartans to 49 wins over the past two seasons, a program-record for wins in a two-year stretch ... He owns a 49-17 record over the past two years, winning at 74.2 percent – a program-best mark over two years ... He is now second all-time in program history with 109 victories, trailing Mike Dement by nine victories for the all-time UNCG mark.

This marks Miller's second Anton Foy Coach of the Year honor as he won the award in 2012 during his interim season ... He is the first UNCG coach in program-history to earn the league's Coach of the Year honor from the coaches.

## Dickey Dominates Defense ...

Sophomore forward **James Dickey** has been named the Southern Conference Defensive Player of the Year, marking the first time in UNCG history a Spartan has won the award ... Dickey led the league with 64 blocked shots, 24 more than any other player, while leading the conference with 8.4 rebounds per game ... He led the league by over a full rebound per game on the season while ranking first in defensive rebounds per game (5.4) and offensive rebounds per game (2.9). He ranks 29th in the nation in total blocks and 56th in total rebounds.

## Spartan Honorees ...

The Spartans had four players honored on Southern Conference postseason teams, having three named to the All-SoCon Teams and one named to the league's All-Freshman Team ... Junior guard **Francis Alonso** was named First Team All-SoCon, sophomore forward **James Dickey** was named Second Team All-SoCon and senior forward **Marvin Smith** was named Third Team All-SoCon ... Freshman guard **Isaiah Miller** was named to the league's All-Freshman Team.

Alonso was named First Team All-SoCon for the first time in his career and his second All-League honor after being named to the Second Team last year as a sophomore ... He finished second in the SoCon in scoring at 16.1 points per game, scoring in double figures 23 times, including 10 games with 20 or more points ... He finished third in the league and seventh in the nation with 104 made 3-pointers, a UNCG single-season re-

cord ... He connected on 41.9 percent (104-of-248) from deep and was second in the league at the free throw line hitting 88.9 percent (80-of-90).

Dickey earned his first All-SoCon honor after led the league with 64 blocked shots, 24 more than any other player, while leading the conference with 8.4 rebounds per game ... He led the league by over a full rebound per game on the season while ranking first in defensive rebounds per game (5.4) and offensive rebounds per game (2.9) ... He ranks 29th in the nation in total blocks and 56th in total rebounds ... Dickey also averaged 8.9 points per game, shooting 53.8 percent (106-of-197) from the field on the season.

Smith picks up his first career All-SoCon honor, being named Second Team by the media and Third Team by the coaches ... He had the best year of his career, averaging 12.6 points per game on the season and 13.4 points per game in league play ... He also ranked second on the team and 12th in the conference on the glass, grabbing 5.4 rebounds per game ... He is second on the team with 71 made 3-pointers, hitting 34.5 percent (71-of-206) from distance ... He scored in double figures 24 times, including career-high 26 points in the regular season finale as UNCG clinched the championship.

Miller was named to the SoCon All-Freshman Team, joining Dickey (2017) and Alonso (2016) as Spartans who have earned the honor the last two seasons ... He finished the regular season fourth on the team in scoring at 8.6 points per game despite coming off the bench in all 31 games ... He also posted a team-high 45 steals while averaging 3.1 rebounds per game and dishing out 50 assists ... Miller scored in double figures 14 times, including eight out of the last 11 games of the season ... He connected on 55.2 percent (117-of-212) from the field this season, improving on that in league play hitting 57 percent (73-of-128) from the field.

## Winning With Defense ...

The Spartans enter the Southern Conference Tournament leading the league and ranking sixth in the nation in scoring defense, holding opponents to just 63.3 points per game ... This is a vast improvement over last year's team, which finished the year allowing 69.3 points per game ... The Spartans are holding opponents to 32.6 percent (203-of-622) shooting from 3-point land, ranking 45th in the nation ... In 16 out of the Spartans' 24 wins this year, UNCG



# 2017-18 UNCG Men's BASKETBALL



has held opponents at or under 40 percent shooting from the field ... In 16 out of the 31 total games, the Spartans have held opponents under 30 percent shooting from 3-point land ... Additionally, UNCG ranks 19th in the country with 246 steals.

## Last Time Out ...

The Spartans closed out the regular season with an 88-75 win over Samford Sunday afternoon at the Greensboro Coliseum ... UNCG jumped out to a 47-22 lead at halftime and never looked back in the victory ... The Spartans' play in the first half saw it limit the Bulldogs to 8-of-26 (30.8%) shooting from the field and 2-of-8 (25%) from 3-point land ... In fact, UNCG held the Bulldogs to as many first half field goals (8) as turnovers (8) ... Senior forward **Marvin Smith** led five Spartans in double figures with a career-high 26 points in 30 minutes of play ... Smith connected on 7-of-13 from 3-point land in the win, helping the Spartans hit 13 from deep as a team ... Sophomore forward **Kyrin Galloway** scored a career-high 15 points in 17 minutes off the bench, connecting on 6-of-7 from the field and 2-of-2 from the free throw line ... Junior guard **Francis Alonso** added 14 point and four assists, hitting 6-of-6 from the charity stripe ... Senior forward **Jordy Kuiper** and freshman guard **Isaiah Miller** each added 10 points to round out the double figure scorers.

## Scouting The Spartans ...

UNCG enters Saturday's quarterfinal round of the Southern Conference Tournament with a 24-7 overall record and a 15-4 mark in SoCon play ... The Spartans have won three-straight games and eight out of their last nine games enter the week ... This will mark the Spartans' first neutral site game of the year ... UNCG is averaging 74.5 points per game while shooting 45 percent (828-of-1640) from the field and 36.4 percent (305-of-837) from distance ... Opponents are averaging 63.3 points per game and shooting 41.3 percent (651-of-1576) from the field and 32.6 percent (203-of-622) from deep.

Junior guard **Francis Alonso** leads the team in scoring at 16.1 points per game ... Alonso has connected on a team-high 104 3-pointers, hitting at 41.9 percent (104-of-248) while also connecting on 88.9 percent (80-of-90) from the free throw line ... Senior forward **Marvin Smith** is second on the team in scoring at 12.6 points per game while grabbing 5.4 rebounds per game ... Smith is second on the team with 71 made 3-pointers, connecting on 34.5 percent (71-of-206).

## TALE OF THE TAPE (2017-18 OVERALL STATS)

	<b>UNCG/SoCon Rank</b>	<b>The Citadel/VMI</b>
Scoring Offense	74.5/7th	83.4/65.0
Scoring Defense	63.3/1st	89.2/73.7
Scoring Margin	+11.2/1st	-5.8/-8.7
Free Throw %	.701 (347-of-495)/9th	.710/.745
Field Goal %	.450 (828-of-1839)/6th	.416/.399
Field Goal Defense	.413 (651-of-1577)/2nd	.485/.445
Three-Point FG %	.365 (305-of-836)/4th	.342/.321
Three-Point FG Defense	.326 (203-of-623)/2nd	.366/.338
Three-Point FG Made	9.8/4th	12.0/7.4
Rebounding Offense	36.9/3rd	37.1/33.9
Rebounding Defense	30.1/2nd	43.2/38.0
Rebounding Margin	+6.9/1st	-6.1/-4.1
Offensive Rebounds/Game	11.9/1st	11.8/9.3
Defensive Rebounds/Game	25.1/4th	25.2/24.7
Blocked Shots Per Game	3.8/2nd	3.3/2.8
Assists Per Game	14.5/7th	16.6/11.9
Steals Per Game	7.9/4th	9.6/7.4
Turnover Margin	+1.45/3rd	+2.17/-0.97
Assist/Turnover Ratio	1.0/7th	1.1/0.8

Sophomore forward **James Dickey** leads the SoCon on the glass grabbing 8.3 rebounds per game ... Dickey also adds 8.9 points per game while shooting 53.8 percent (106-of-197) from the field and lead the league with 64 blocked shots ... Freshman guard **Isaiah Miller** chips in 8.6 points per game and 3.1 rebounds per game off the bench ... Miller is shooting 55.2 percent (117-of-212) from the field ... Senior forward **Jordy Kuiper** and sophomore forward **Kyrin Galloway** each add 6.9 points per game on the year.

## Scouting The Bulldogs...

The Citadel enters the Southern Conference Tournament first round with a 10-20 overall record and finished the regular season with a 5-13 league mark ... The Bulldogs have dropped six out of their last seven games but their last three wins have come against ETSU, Furman and Wofford ... The Citadel enters the tournament averaging 83.4 points per game while shooting 41.6 percent (845-of-2031) from the field and 34.2 percent (361-of-1057) from distance ... Opponents are averaging 89.2 points per game while shooting 48.5 percent (967-of-1994) from the field and 36.6 percent (313-of-856) from deep.

Zane Najdawi led the Bulldogs in scoring at 15.4 points per game while adding 4.9 rebounds per game ... Najdawi has hit 39-

of-96 (40.6%) from deep and been to the free throw line 113 times ... Matt Frierson is second on the team in scoring at 13.6 points and is second in the league with 107 made 3-pointers, connecting on 36.4 percent ... Kaelon Harris adds 9.9 points and 5.2 rebounds per game.

## Scouting The Keydets ...

VMI enters Friday's first round game with a 9-20 overall record and a 4-14 mark in league play ... The Keydets won two out of their last four games to end the season with wins over The Citadel and Chattanooga ... VMI swept the season series against the Bulldogs ... VMI is averaging 65.0 points per game while shooting 39.9 percent (662-of-1659) from the field and 32.1 percent (215-of-670) from deep ... Opponents are averaging 73.7 points per game while shooting 44.5 percent (743-of-1669) from the field and 33.8 percent (233-of-690) from deep.

Freshman Bubba Parham leads the Keydets in scoring at 14.9 points per game ... Parham has hit 57-of-173 (32.9%) from 3-point land and 91-of-114 (79.8%) from the free throw line ... Austin Vereen adds 10.7 points per game and has hit 59 3-pointers at 35.8 percent.

## Alonso Holds Record ...

Junior guard **Francis Alonso** now owns the top two single-season records at UNCG for made 3-pointers the past two seasons





# 2017-18 UNCG Men's BASKETBALL



... Alonso originally broke the record last year with 102 3-pointers, surpassing Scott Hartzell's record of 93 set in 1994-95 ... He broke his own record this season in the regular season finale, entering the SoCon Tournament with 104 makes on the year ... He now holds three of the top five single-season records at UNCG.

<b>1. Francis Alonso (2017-18)</b>	<b>104</b>
2. Francis Alonso (2016-17)	102
3. Scott Hartzell (1994-95)	93
4. Nicholas Paulos (2014-15)	91
5. Francis Alonso (2015-16)	85
6. Mikko Koivisto (2007-08)	80

Alonso enters the SoCon Tournament with 291 career 3-pointers made in his career ... He moved into second place all-time in program history at Samford in January with his 8-of-9 performance, surpassing Jay Joseph, Francis Alonso and Mikko Koivisto to move from fifth to second place in one game ... He is 18 3-pointers shy of the all-time mark of 309 held by Scott Hartzell.

1. Scott Hartzell (1993-96)	309
<b>2. Francis Alonso (2015-17)</b>	<b>291</b>
3. Mikko Koivisto (2007-10)	263
4. Nicholas Paulos (2011-2015)	262
5. Jay Joseph (2001-04)	261

This season, he ranks second in the Southern Conference and 12th in the nation with 3.35-point field goals per game ... He is third in the league and seventh in the country with 104 total made 3-pointers.

## 24 And Counting ...

The Spartans picked up their 24th win of the season in the season finale against Samford and have won 49 games over the past two seasons ... Last year, UNCG won a program-record 25 games ... This year's 24 wins is second-most in a single-season, trailing only last year's mark ... The 49 wins over the past two years is the most in a two-year period for UNCG all-time, easily surpassing the total of 43 wins set in 1994-95 and 1995-96 ... Additionally, the Spartans have won 75 games over the last four seasons (2014-18), the best four-year period in program history ... UNCG had won 68 games twice in program history in the 1993-97 seasons and 1985-88 seasons.

25 wins - 2016-17
<b>24 wins - 2017-18</b>
23 wins - 1994-95
22 wins - 1986-87
20 wins - 1995-96
20 wins - 2001-02
19 wins - 2007-08
19 wins - 2000-01
19 wins - 1987-88

## TALE OF THE TAPE - SoCON STYLE (2017-18 SoCON STATS)

	<b>UNCG/SoCon Rank</b>	<b>The Citadel/VMI</b>
Scoring Offense	75.9/6th	80.9/62.2
Scoring Defense	64.6/1st	88.7/75.7
Scoring Margin	+9.8/3rd	-7.8/-13.4
Free Throw %	.725 (206-of-284)/6th	.719/.745
Field Goal %	.450 (480-of-1066)/6th	.411/.379
Field Goal Defense	.414 (386-of-933)/2nd	.480/.449
Three-Point FG %	.364 (172-of-473)/5th	.340/.315
Three-Point FG Defense	.358 (134-of-374)/6th	.370/.353
Three-Point FG Made		
Rebounding Offense	37.1/1st	36.8/33.4
Rebounding Defense	29.7/2nd	41.2/40.3
Rebounding Margin	+7.4/1st	-4.4/-6.8
Offensive Rebounds/Game	11.9/1st	11.3/9.3
Defensive Rebounds/Game	25.2/4th	25.4/24.2
Blocked Shots Per Game	4.3/1st	3.6/2.9
Assists Per Game	15.0/6th	15.9/10.7
Steals Per Game	6.7/7th	8.2/7.3
Turnover Margin	+0.94/2nd	-0.17-0.89
Assist/Turnover Ratio	1.1/5h	1.0/0.7

18 wins - 2004-05  
17 wins - 1980-81

shooting 58.9 percent (66-of-112) from the field and 72 percent (18-of-25) from the free throw line.

## Tops In SoCon ...

The Spartans enter the Southern Conference Tournament with a league-best 24 wins in the regular season ... The SoCon as a group has four teams entering tournament play with at least 20 wins for the first time in league history ... UNCG ranks 14th in the nation with 24 wins this season while their 77.4 winning percentage ranks 25th in the nation this year enter the weekend.

## SoCon Wins ...

The Spartans finished out the regular season with a 15-3 record in Southern Conference play ... The 15 wins are a program-record for UNCG in SoCon play, surpassing last year's 14-win total for tops in a single season ... Additionally, the Spartans posted an undefeated home record in league play this year at 9-0, becoming the only team this year to win all home games ... UNCG is the first team since Furman in 2015-16 to post an unblemished home league record.

## Miller Time ...

Freshman guard **Isaiah Miller** has come on strong in the past 14 games, averaging 10.7 points, 3.8 rebounds and 1.7 steals per game ... Miller has scored in double figures eight out of the last 14 games, including 15 points at The Citadel, 13 points against Wofford and 14 last time against Chattanooga ... Over the last 14 games, Miller is

## Grand Style ...

Senior forward **Marvin Smith** became the 25th place in UNCG men's basketball history to reach the 1,000-career point mark earlier this season to join teammate Francis Alonso as current Spartans in the 1,000-point club ... Smith enters the Southern Conference Tournament in 18th place all-time in scoring with Mark Bullock with 1,118 career points.

16. Mikko Koivisto (2007-10)	1,178
17. Derrick Nix (1995-98)	1,135
<b>18. Marvin Smith (2014-18)</b>	<b>1,118</b>
19. Ronnie Burrell (2002-06)	1,088
20. Brian Brunson (1993-97)	1,076

## Raleigh Connection ...

Junior guard **Demetrius Troy** and sophomore forward **James Dickey** both joined the Spartans from Raleigh and played together at Word of God prior to UNCG ... Both players have started to heat up recently for the Spartans ... In the last four games, Troy is averaging 11.4 points and 4.6 assists per game ... He is shooting 65 percent (13-of-20) from 3-point land and 52.6 percent (20-of-38) from the field ... Dickey has picked up his play over the last 14 games, averaging 10.0 points, 8.4 rebounds and 2.4 blocks per game ... He is shooting 62.2 percent (56-of-90) from the field during the 14-game stretch.



# 2017-18 UNCG Men's BASKETBALL



## Moving Into The Ranks ...

Senior forward **Marvin Smith** enters the Southern Conference Tournament second on the team with 71 made 3-pointers this year ... Smith is seventh all-time in UNCG history with 196 career made 3-pointers ... He is just six makes behind Kendall Toney for sixth place all-time.

5. Jay Joseph (2001-04)	261
6. Kendall Toney (2007-10)	202
7. <b>Marvin Smith (2015-Pres.)</b>	<b>196</b>
8. Nathan Jameson (1998-01)	188
9. Derrick Nix (1995-98)	166

## Second All-Time In Wins ...

UNCG men's basketball head coach **Wes Miller** became the second head coach in UNCG men's basketball history to reach 100 career victories earlier this season with the Spartans' 71-61 victory over Furman ... Miller is 109-110 in his seven seasons at the helm of the program but is 55-18 over the last 73 games -- a 75.3 winning percentage ... He joins Mike Dement as the only two coaches to reach 100 wins at UNCG and is now nine career victories shy of Dement's record of 118 ... Earlier this year, Miller surpassed Fran McCaffery (90 wins) and Bob McEvoy (92 wins) already this season.

## Home Cooking ...

The Spartans finished the regular season with a 16-1 home record, including a 12-1 mark at the Greensboro Coliseum ... The Spartans posted home wins over Delaware, Longwood, Elon, UNCW, Wofford, The Citadel, Mercer, Furman, VMI, ETSU, Chattanooga and Samford at the Coliseum while picking up wins over North Carolina Wesleyan, Ferrum College, Southeastern University and Western Carolina on campus at Fleming Gymnasium ... The 16 wins set a new program record for home wins, surpassing last season's total (13-4) ... Additionally, the Spartans posted a 9-0 record at home in Southern Conference play -- the only team in the SoCon to win all its home games ... UNCG's nine home league wins are the most in a single season and the Spartans are 16-2 at home in league play the last two years.

In the Spartans' 17 home games this year, they are out-scoring opponents by a 74.9-56.8 margin ... UNCG is shooting 45.6 percent (456-of-999) from the field and 36.3 percent (167-of-460) from 3-point land compared to just 38.4 percent (338-of-880) from the field and 29.8 percent (100-of-336) from distance for its opponents ... Eight different Spartans average at least 5.0 points per game this season at home with

**Francis Alonso** leading the way at 13.9 points per game, shooting 42.7 percent (50-of-117) from 3-point land ... Senior forward **Marvin Smith** averages 13.2 points and 4.8 rebounds per game while sophomore forward **James Dickey** averages 9.4 points and 8.1 rebounds per game.

Last year, UNCG recorded a 13-4 record at home marking the most home wins in a single season in program history ... Since the 2015-16 season, the Spartans are 37-9 at home, good for a 80.4 winning percentage.

## Owning The Glass ...

The Spartans are second the Southern Conference in rebounding offense at 37.1 per game and second in the SoCon in rebounding defense at 29.7 per game ... UNCG leads the league in rebounding margin at +7.4 per game, ranking 16th in the nation ... Sophomore forward **James Dickey** leads the SoCon and ranks 71st in the nation on the glass, grabbing 8.3 rebounds per game ... Dickey leads the league and ranks 56th in the country with 2.90 offensive rebounds per game

## Spanish Sensation ...

Junior guard **Francis Alonso** became the 23rd player in UNCG men's basketball history to reach 1,000-career points, setting the mark against Delaware in fitting fashion on a 3-pointer coming off a screen ... Alonso enters the Southern Conference Tournament with 1,453 career points, ranking ninth in school history ... He moved into the top 10 last game, surpassing Trevis Simpson for ninth place.

7. Yusef Stewart (1990-93)	1514
8. RJ White (2013-17)	1460
9. <b>Francis Alonso (2015-17)</b>	<b>1453</b>
10. Trevis Simpson (2010-13)	1409
11. Bruce Shaw (1969-73)	1401

Alonso scored 963 points in his first two seasons, scoring a freshman-record 443 points and pouring in 520 points as a sophomore ... Alonso's 963 points ranks second all-time in program history for a player through his sophomore season ... Only Kyle Hines, the school's all-time leading scorer, has scored more points in his first two seasons with 986 points ... Alonso enters the SoCon Tournament with 500 total points, needing 20 more to set a new personal-best.

## Single-Season Scoring ...

Junior guard **Francis Alonso** enters the Southern Conference Tournament with 500 points on the season ... Alonso ranks 12th all-time in single season scoring history at UNCG with 500 points ... He is just outside

the top three for scoring marks by a junior as Ricky Hickman is third with 524 points.

## Windex Cleaner ...

Sophomore forward **James Dickey** leads the team and the Southern Conference with 250 rebounds, including 87 on the offensive glass ... Dickey ranks 12th all-time in UNCG single-season history with 250 rebounds and is 26 shy of the top-five single-season marks.

## High Percentage ...

The Spartans set a program single-game record at Samford, connecting on 76.2 percent from 3-point land in the victory over the Bulldogs ... UNCG hit on 16-of-21 from 3-point land, including 9-of-11 (81.8%) in the first half ... The Spartans' 3-point prowess helped them score a season-high 98 points, including a season-best 53 first half points ... Junior guard **Francis Alonso** led the way hitting 8-of-9 from distance while senior forward **Jordy Kuiper** connected on 4-of-5 from long range.

## Block Party ...

The Spartans set a UNCG team single-game record with 14 total blocks at home against ESTU ... The 14 blocked shots surpasses the previous team record of 13 set in 2004 against William & Mary ... Sophomore forward **James Dickey** did most of the damage, setting a single-game record with eight blocks himself ... Dickey's eight blocked shots surpasses Kyle Hines' record of seven blocked shots in a game, which happened five times in Hines' career.

Dickey leads the Southern Conference and ranks 30th in the nation with 64 blocked shots on the year ... Dickey is averaging 2.1 blocked shots per game, ranking 33rd in the country ... Kyle Hines holds the UNCG single-season record with 106 blocks in 2004-05.

## 30-Something Scorer ...

Junior guard **Francis Alonso** has scored over 30 points in three contests this season after not reaching the mark in his first two seasons at UNCG ... Alonso set a then career-high with 32 points in the Spartans victory over Delaware ... Alonso connected on 10-of-14 from the field, 8-of-10 from 3-point land and 4-of-4 from the free throw line ... His eight made 3-pointers are also a record ... His 32 points are the most for UNCG since Tevon Saddler scored 34 in 2013.

He followed that up with a 31-point effort in the Spartans' loss at Wake Forest ... Alonso connected on 11-of-17 from the field and



# 2017-18 UNCG MEN'S BASKETBALL



hit 7-of-10 from 3-point land in the game ... Alonso set a new career-high with 36 points in the victory Saturday over Liberty ... He earned Southern Conference Player of the Week honors for his play against the Flames.

He becomes the first Spartan to score over 30 points in a game three times in a season since Kyle Hines scored over 30 points three times in 2006-07 ... Hines scored 30 or more five times that season and scored over 30 points three times that year.

## **It's Raining Threes ...**

The Spartans rank 18th in the nation with 305 made 3-pointers this year and ranked 10th overall with 837-point attempts on the year ... This season, UNCG has hit 10 or more 3-pointers in 17 of 31 games with a season-high 16 made against Samford ... Last year, UNCG only had 14 games of 10 or more 3-pointers on the entire season ... Junior guard **Francis Alonso** leads the way with 104 made 3-pointers while senior **Marvin Smith** has hit 71 3-pointers on the year ... Junior guard **Demetrius Troy** has hit 44 from long range while senior forward **Jordy Kuiper** is fourth on the team with 34 3-pointers.

## **Off The Bench ...**

Freshman guard **Isaiah Miller** is averaging 8.6 points per game off the bench this season and has been an offensive spark for the Spartans ... He has scored in double figures 14 times this season, including eight out of the last 11 games ... He posted a 15-point effort at The Citadel last week and scored 13 points last time out against Wofford ... He scored 10 points against Samford while adding 17 points in the loss at Chattanooga and 11 against VMI ... Last time out he scored 10 points on 5-of-7 shooting ... He scored 12 points against Southeastern ... He scored 13 points in 24 minutes against Liberty before fouling out ... He is second on the team with 31 steals despite playing only 15.4 minutes per game ... He posted a 12-point performance against Elon, hitting 5-of-7 from the field and a 10-point showing against UNCW.

## **Spartans Pull ACC Stunner ...**

The Spartans found themselves trailing by as many as 14 points early in the first half but UNCG showed its heart and battled back to stun Atlantic Coast Conference foe N.C. State at PNC Arena ... The Spartans turned in a game-changing 41-12 run stretching from the first half to the start of the second half to win their fourth-straight game.

The victory marks the third win all-time in

program history for the Spartans against an ACC school and the first against one of the four ACC teams in from North Carolina ... The win is the first against the league since 2013 when UNCG defeated Virginia Tech on the road ... The win improved the Spartans to 4-1 this season against teams from North Carolina and marked their third-straight win over in-state foes.

Senior forward **Marvin Smith** led three Spartans in double figures and seven players with at least six points in the victory. ... Smith posted his first double-double of the year and fifth of his career with 16 points and 10 rebounds, hitting 7-of-12 from the field including a pair of 3-pointers ... Junior guard **Francis Alonso** scored a team-high 17 points, dished out six assists and posted four steals in 31 minutes of play ... Senior **Jordy Kuiper** scored a career-high 14 points, going 4-of-5 from 3-point land.

## **Triple Overtime Thriller ...**

The Spartans posted a thrilling, come-from-behind triple overtime victory Dec. 2 at Liberty by a 76-75 margin ... The game marked just the second triple overtime game in UNCG basketball history and the first-ever win by the Spartans in triple overtime ... UNCG's only other game to reach three extra sessions game February 28, 2004 with a 112-108 loss at Elon.

Saturday, the Spartans overcame a 11-point second half effort and trailed by seven points with 1:37 remaining ... Junior guard **Francis Alonso** scored a career-high 36 points and was clutch late in the game, hitting three last-second shots to either extend the game or win the game ... Alonso hit the game-winning shot with 2.4 second left in triple overtime ... He also hit game-tying 3-pointers in the final seconds at the end of regulation and at the end of the second overtime to keep the Spartans alive ... Alonso shook off a slow start, scoring 31 of his 36 points after halftime, finishing the night shooting 10-of-31 from the field, 7-of-19 from 3-point land and 9-of-11 from the free throw line ... His 36 points are the most for a Spartan since Trevis Simpson scored 41 points in 2013 ... Alonso earned Southern Conference Player of the Week honors for his play against the Flames. Freshman guard **Isaiah Miller** was the only other Spartan in double figure scoring Saturday, adding 13 points, six rebounds and five steals off the bench before fouling out.

## **Cashing In On The Freebies ...**

Junior guard **Francis Alonso** led the team with an 87.7 free throw percentage last season, connecting on 114-of-130 ... He ranked

third in the Southern Conference and 29th in the nation ... This season, he is second in the league at 88.9 percent, connecting on 80-of-90 ... During his three-year career, he is currently the all-time career holder for free throw percentage in UNCG history (minimum 150 attempts) at 87.9 percent (276-of-314) ... He is just ahead of David Whiteside (.860/202-of-235), Mikko Koivisto (.8564/185-of-216) and Nathan Jameson (.8560/214-of-250).

## **Record-Setting Season ...**

The Spartans are coming off one of their top seasons in program history last year ... UNCG set a single-season record with 25 wins, posting a 25-10 overall record ... The Spartans' 14-4 record in Southern Conference play also was a program-best in league play ... UNCG posted three winning streaks of six games or more last year for the first time in program history ... The Spartans won their first-ever SoCon regular season overall championship and advanced to the postseason for the sixth time in program history and the second-straight season.





# 2017-18 UNCG MEN'S BASKETBALL



## HEAD COACH WES MILLER



**NORTH CAROLINA, 2007**



Wes Miller is in his seventh season as the UNCG men's basketball coach in 2017-18 after taking over the reins of the program in December of 2011 on an interim basis. Miller has spent the last six years building a championship-mentality throughout the program and has laid the groundwork for future success.

Miller is coming off his most successful season at the helm of the Spartans in 2016-17, leading the Spartans the program's third Southern Conference regular season title in program history and the first-ever No. 1 seed in the SoCon Tournament. He guided UNCG to a program-record 25-10 overall record and a 14-4 mark in SoCon play.

The 25 wins are the most for UNCG in the 50-year history of men's basketball while the 14 wins are the most for the Spartans in their SoCon history and ties the program record for conference wins in a season. UNCG advanced to the SoCon Tournament Championship game for the third time in program history and the first time since 2005. The Spartans and ETSU played one of the best championship games in program history with UNCG falling in the final seconds.

Miller led the Spartans to their second-straight postseason appearance and just the fifth appearance in program history as UNCG earned the SoCon's automatic bid into the National Invitation Tournament (NIT). The Spartans made their second appearance all-time in the NIT and first since 2002 when they traveled to Atlantic Coast Conference foe Syracuse.

The 2016-17 Spartans set a program-record with a nine-game winning streak, the longest winning streak for UNCG at the NCAA Division I level. Additionally, the Spartans became the first UNCG team to post three winning streaks of at least six or more games. UNCG posted a 7-2 record on the road in SoCon play, marking the best record of any team on the road in league play that season and setting a new UNCG record for road wins in league play at the NCAA Division I level.

Miller also led the Spartans to individual success in 2016-17 with senior guard Diante Baldwin and sophomore guard Francis Alonso earning Second Team All-SoCon honors while senior center R.J. White was named Third Team All-SoCon. Alonso set a UNCG single-season record with 102 made 3-pointers while freshman forward James Dickey was named to the league's All-Freshman Team.

Miller, the 2012 Southern Conference Coach of the Year during his interim season, has led the Spartans to double digit wins in five out of the last six years breaking a streak of three straight seasons with eight or less wins (2008-2011). When he took over during the 2011-12 season, he led the Spartans to a 10-8 SoCon record and the SoCon North Division title as he was 11-11 overall that year.

In 2015-16, he led the Spartans to a 15-19 overall record – their highest win total since the 2007-08 season. He guided UNCG to just its fourth postseason appearance in program history as the Spartans took part in the College Basketball Invitational (CBI), advancing to the quarterfinals. UNCG picked up its first-ever postseason win in program history with a 69-65 win over Houston Baptist at home at the Greensboro Coliseum.

The Spartans finished the regular season with a 10-8 record in SoCon play, matching their win total in the league from 2011-12. UNCG was especially strong at home posting a 12-4 record, the highest win total since moving to the Greensboro Coliseum and the top mark for home wins since the 2000-01 season (12-6).

Junior center R.J. White and classmate Diante Baldwin were named to the All-SoCon Team last season. White led the conference and ranked 13th in NCAA Division I in field goal percentage at 61.6 percent while Baldwin was the only player in the league to rank in the top 20 in scoring and rebounding while ranking in the top five in assists and steals. Freshman Francis Alonso also burst onto the scene in 2015-16, setting the UNCG single-season scoring record for a freshman with 443 points on his way to All-Freshman Team accolades.

In 2014-15, the Spartans were hit hard by injuries

### WES MILLER'S COACHING CAREER

Year	School	Position	Record
2017-18	UNCG	Head Coach	24-7
2016-17	UNCG	Head Coach	25-10
2015-16	UNCG	Head Coach	15-19
2014-15	UNCG	Head Coach	11-22
2013-14	UNCG	Head Coach	14-18
2012-13	UNCG	Head Coach	9-22
2011-12	UNCG	Interim Head Coach*	11-11
<b>Head Coaching Career Record</b>			<b>109-110</b>
* - Miller named interim head coach Dec. 13, 2011			
2011-12	UNCG	Assistant Coach	2-8
2010-11	UNCG	Assistant Coach	7-24
2009-10	High Point	Assistant Coach	15-15
2008-09	Elon	Assistant Coach	12-19



## 2017-18 UNCG Men's BASKETBALL



from the outset of the year and played late in the year with just six available scholarship student-athletes. Despite the disadvantage, UNCG was still the only team in the SoCon with five different players averaging double figures in scoring, with four out of the five players set to return next year.

Additionally, the Spartans had two players join the illustrious 1,000-career point mark that season as junior Kayel Locke became the 19th member in early February and senior Nicholas Paulos joined the ranks later that month.

Miller led the Spartans to 14 wins in 2013-14, their highest-win total since 2007-08. Included in that mark was the program's first victory over an ACC school since 2007 and just their second victory all-time against the conference with a come-from-behind win at Virginia Tech. Freshman Tevon Saddler was named as the Southern Conference Player of the Year in 2013-14, the Spartans first such honor since Kyle Hines won the award in 2005.

Junior Kyle Cain was named First Team All-SoCon and Second Team All-Region last year. Cain became the second straight Spartan to sign a professional contract overseas, inking with Ramat Hasharon in Israel. Trevis Simpson is in his second year playing professionally in Greece after starring for the Spartans from 2011-2014.

Miller and his staff were very active on the recruiting trail in his first full season as the Spartans bringing in seven newcomers for the 2013-14 season, the first full recruiting class under Miller's tenure. The highly-touted class includes six freshmen and one transfer. The Spartans were aggressive in recruiting North Carolina where they signed three All-State selections, including Clay Byrd and Diante Baldwin.

Miller and his staff also built on their success recruiting from the Baltimore area as they signed the Maryland Player of the Year, Tevon Saddler, a year removed from signing another Baltimore area standout in top-returning scorer Kayel Locke.

Miller, who was the youngest head coach in NCAA Division I at the time of his hire, made the removal of the interim tag an easy decision as he was named the Southern Conference Coach of the Year after leading the Spartans to the SoCon North Division title at the end of the 2011-12 season.

Miller took control of the program Dec. 13, 2011 with the Spartans sitting at 2-8 and led them through one of the biggest turnarounds in program history. Miller guided the Spartans to an 11-11 record the rest of the season to finish with a 13-19 overall record, including a 10-8 mark in SoCon play.

The Spartans lost their first six games under Miller to fall to 2-14 on the season but the program made an 180-degree turnaround posting an 11-5 record down the stretch. UNCG posted a seven-game winning streak during league play, which included several dramatic victories. The Spartans carried that momentum into the conference tournament where they advanced to the SoCon semifinals for the first time since the 2007-08 season.

Miller, who also spent the 2010-11 season as an assistant coach at UNCG, is no stranger to the state of North Carolina. He played three seasons at the University of North Carolina and spent two seasons as an assistant coach at Elon and High Point. Miller also ran his own basketball camps in Charlotte and Greensboro for two summers.

In three seasons as a player at North Carolina under head coach and mentor Roy Williams, Miller helped the Tar Heels to the national championship in 2005, two Atlantic Coast Conference regular-season championships and one ACC Tournament title. He was team captain as a senior in 2006-07, leading UNC to 31 wins and the NCAA Elite 8 as well as the ACC regular-season and tournament titles, and a final No. 3 national ranking.

As a junior, Miller shot 44.1 percent from the 3-point line, which was seventh-best in a single season in the UNC record book. His 64 treys that season ranked eighth in the ACC. He earned the team's Defensive Player of the Year and Most Improved Player awards that season, as well.

A fan favorite at UNC, Miller authored a book entitled *The Road to Blue Heaven*, which was published as a diary of his experiences as a North Carolina basketball player. In addition to his success on the floor, Miller excelled off the court, earning ACC Academic Honor Roll recognition and the UNC Athletic Director's Scholar Athlete-Award. He earned his degree in political science from North Carolina in 2007.

Upon his graduation from North Carolina, Miller played one season of professional basketball for the London Capitals of the British Basketball League, where he averaged 19.6 points per game to rank eighth in the league.

Miller was a prep standout at the New Hampton School in New Hampshire. He earned a scholarship to James Madison University, where he played one season before transferring to North Carolina to become a walk-on for Roy Williams' squad.

Miller married the former Ashley Love in August 2011.





# 2017-18 UNCG Men's BASKETBALL



## 2017-18 NUMERICAL ROSTER

No.	Name	Pos.	Ht.	Wt.	Cl.	Exp.	Hometown/Previous School
0	Kylia Sykes	G	6-5	195	R-Fr.	RS	Washington, D.C./St. John's College
1	Marvin Smith Jr.	F	6-6	205	Sr.	3L	Richmond, Va./Fork Union Military Academy
2	Malik Massey	G	6-3	195	So.	1L	Charlotte, N.C./New Hampton Prep
3	Jelani Mofford	F	6-5	187	Jr.	2L	Mississauga, Ontario/Athlete Institute
10	Francis Alonso	G	6-3	185	Jr.	2L	Malaga, Spain/Cushing Academy (Mass.)
11	Demetrius Troy	G	6-0	187	Jr.	2L	Raleigh, N.C./Word of God
13	Justin Jordan	G	6-3	185	Sr.	1L	Davidson, N.C./UW-Milwaukee
14	Kyrin Galloway	F	6-8	215	So.	1L	Milton, Ga./Milton
15	Garrett Collins	F	6-5	200	Sr.	3L	Asheville, N.C./Fishburne Military Academy
21	James Dickey III	F	6-10	200	So.	1L	Raleigh, N.C./Word of God
22	Jack Konstanzer	G	5-11	165	R-Fr.	RS	Kill Devil Hills, N.C./First Flight
24	Isaiah Miller	G	6-0	180	Fr.	HS	Covington, Ga./Newton
25	Lloyd Burgess	C	6-11	270	Jr.	2L	Durham, N.C./Christ School
32	Jordy Kuiper	F	6-9	250	Sr.	3L	Groningen, Netherlands/Canaries Basketball
35	Eric Hamilton	F	6-9	250	Jr.	TR	Atlanta, Ga./Wichita State
44	Kaleb Hunter	G	6-4	190	Fr.	HS	Raleigh, N.C./Neuse Christian

## 2017-18 ALPHABETICAL ROSTER

No.	Name	Pos.	Ht.	Wt.	Cl.	Exp.	Hometown/Previous School
10	Francis Alonso	G	6-3	185	Jr.	2L	Malaga, Spain/Cushing Academy (Mass.)
25	Lloyd Burgess	C	6-11	270	Jr.	2L	Durham, N.C./Christ School
15	Garrett Collins	F	6-5	200	Sr.	3L	Asheville, N.C./Fishburne Military Academy
21	James Dickey III	F	6-10	200	So.	1L	Raleigh, N.C./Word of God
14	Kyrin Galloway	F	6-8	215	So.	1L	Milton, Ga./Milton
35	Eric Hamilton	F	6-9	250	Jr.	TR	Atlanta, Ga./Wichita State
44	Kaleb Hunter	G	6-4	190	Fr.	HS	Raleigh, N.C./Neuse Christian
13	Justin Jordan	G	6-3	185	Sr.	1L	Davidson, N.C./UW-Milwaukee
22	Jack Konstanzer	G	5-11	165	R-Fr.	RS	Kill Devil Hills, N.C./First Flight
32	Jordy Kuiper	F	6-9	250	Sr.	3L	Groningen, Netherlands/Canaries Basketball
2	Malik Massey	G	6-3	195	So.	1L	Charlotte, N.C./New Hampton Prep
24	Isaiah Miller	G	6-0	180	Fr.	HS	Covington, Ga./Newton
3	Jelani Mofford	F	6-5	187	Jr.	2L	Mississauga, Ontario/Athlete Institute
1	Marvin Smith Jr.	F	6-6	205	Sr.	3L	Richmond, Va./Fork Union Military Academy
0	Kylia Sykes	G	6-5	195	R-Fr.	RS	Washington, D.C./St. John's College
11	Demetrius Troy	G	6-0	187	Jr.	2L	Raleigh, N.C./Word of God

**Head Coach:** Wes Miller, seventh season (North Carolina, 2007)

**Associate Head Coach:** Mike Roberts, sixth season (Indiana, 2005)

**Assistant Coach:** Chris LePore, fourth season (Belmont, 2014)

**Assistant Coach:** Andre Morgan, second season (North Georgia, 2010)

**Graduate Manager:** Tim Peete, second season (Tulsa, 2014)

**Graduate Manager:** Tom Tankelewicz, second season (Western Carolina, 2014)



# 2017-18 UNCG MEN'S BASKETBALL



## 2017-18 MISCELLANEOUS STATISTICS

### 2017-18 Game-By-Game Starting Lineups

11/10	at Virginia	Troy	Alonso	Smith	Dickey	Kuiper
11/15	N.C. WESLEYAN	Troy	Alonso	Smith	Dickey	Kuiper
11/17	FERRUM	Troy	Alonso	Smith	Dickey	Kuiper
11/20	DELAWARE	Troy	Alonso	Smith	Dickey	Kuiper
11/21	LONGWOOD	Troy	Alonso	Smith	Dickey	Kuiper
11/24	at Wake Forest	Troy	Alonso	Smith	Dickey	Kuiper
11/28	at Presbyterian	Troy	Alonso	Smith	Dickey	Kuiper
12/2	at Liberty	Troy	Alonso	Smith	Dickey	Kuiper
12/7	ELON	Troy	Alonso	Smith	Dickey	Kuiper
12/13	UNCW	Troy	Alonso	Smith	Dickey	Kuiper
12/16	at N.C. State	Troy	Alonso	Smith	Dickey	Kuiper
12/19	UNC ASHEVILLE	Troy	Alonso	Smith	Dickey	Kuiper
12/21	SOUTHEASTERN	Troy	Alonso	Smith	Galloway	Kuiper
12/30	WOFFORD	Troy	Alonso	Smith	Dickey	Kuiper
1/6	at VMI	Troy	Alonso	Smith	Dickey	Kuiper
1/11	at ETSU	Troy	Alonso	Smith	Dickey	Kuiper
1/13	at Western Carolina	Troy	Alonso	Smith	Dickey	Kuiper
1/18	THE CITADEL	Troy	Alonso	Smith	Dickey	Kuiper
1/20	MERCER	Troy	Alonso	Smith	Dickey	Kuiper
1/24	FURMAN	Troy	Alonso	Smith	Dickey	Kuiper
1/27	at Samford	Troy	Alonso	Smith	Dickey	Kuiper
1/29	at Chattanooga	Troy	Alonso	Smith	Dickey	Kuiper
2/1	VMI	Troy	Alonso	Smith	Dickey	Kuiper
2/7	at Furman	Troy	Alonso	Smith	Dickey	Kuiper
2/10	WESTERN CAROLINA	Troy	Alonso	Smith	Dickey	Kuiper
2/12	ETSU	Troy	Alonso	Smith	Dickey	Kuiper
2/15	at The Citadel	Troy	Alonso	Smith	Dickey	Kuiper
2/17	at Mercer	Troy	Alonso	Smith	Dickey	Kuiper
2/20	at Wofford	Troy	Alonso	Smith	Dickey	Galloway
2/23	CHATTANOOGA	Troy	Alonso	Smith	Dickey	Kuiper
2/25	MERCER	Jordan	Alonso	Smith	Collins	Kuiper
3/3	SoCon Qtrs					

### Double-Figure Scoring Games

	2017-18	Career
Francis Alonso	23	70
Marvin Smith	24	61
Demetrius Troy	8	22
James Dickey	16	24
Jordy Kuiper	8	17
Isaiah Miller	14	14
Kyrin Galloway	6	7
Kylia Sykes	2	2
Garrett Collins	1	1
Malik Massey	0	1

### 20 Points or More Scoring Games

	2017-18	Career
Francis Alonso	10	26
Marvin Smith	2	5
Demetrius Troy	0	1

### Double-Double Games

	2017-18	Career
James Dickey	5	8
Marvin Smith	2	6
Jordy Kuiper	0	2

### Games Led UNCG In Scoring

	2017-18	Career
Francis Alonso	17	40
Marvin Smith	12	20
Isaiah Miller	3	3
James Dickey	1	2
Demetrius Troy	0	2
Jordy Kuiper	1	1

### Games Led UNCG In Rebounding

	2017-18	Career
James Dickey	22	37
Marvin Smith	7	20
Jordy Kuiper	5	12
Kyrin Galloway	1	2
Lloyd Burgess	0	2
Demetrius Troy	0	1

## 2017-18 MISCELLANEOUS STATISTICS

### Largest Lead:

..... 58 vs. Ferrum (11/17/17)

### Largest Deficit:

..... 14 vs. NC State and Wofford (12/30/17)

### Largest Margin of Victory

..... 52 vs. Ferrum (11/17/17)

### Largest Margin of Defeat

..... 12 at Virginia (11/10/17)

### Largest Halftime Lead:

..... 25 vs. Ferrum, Samford (2/25/18)

### Largest Halftime Deficit:

..... 14 vs. Wofford (12/30/17)

### Largest Halftime Deficit In Win:

..... 14 vs. Wofford (12/30/17)

### Largest Lead In Loss:

..... 15 at Presbyterian (11/28/17)

### Largest Deficit In Win:

..... 14 vs. NC State & Wofford

### Most Points Scored In A Half:

..... 53 at Samford (1/27/18)

### Most Points Allowed In A Half:

..... 53 vs. Samford (2/25/18)

### Most Points Scored In A Game:

..... 98 at Samford (1/27/18)

### Most Points Allowed In A Game:

..... 82 at Samford (1/27/18)

### Fewest Points Allowed In Half

..... 11 vs. Longwood, 2nd half (11/21/17)

### Fewest Points Allowed In Game

..... 40 vs. Longwood (11/21/17)

Home Games .....	16-1
At Coliseum .....	12-1
At Fleming Gym .....	4-0
Away Games .....	8-6
Neutral Games .....	0-0
Conference Games .....	15-3
Non-Conference Games .....	10-4
Overtime Games .....	2-1
Games versus ranked opponents .....	0-0
Games decided by 5 points or less .....	5-3
Games decided by 6-10 points .....	2-3
Games decided by 11 or more points .....	17-1
When ahead at the half .....	16-3
When trailing at the half .....	7-4
When tied at the half .....	1-0
When outrebounding opponent .....	19-2
When outrebounded or tied .....	5-5
When scoring 90+ points .....	2-0
When scoring 80-89 points .....	6-1
When scoring 70-79 points .....	13-3
When scoring under 70 points .....	3-3
When opponent scores under 70 .....	20-4
When opponent scores 70-79 .....	3-1
When opponent scores 80-89 .....	1-2
When opponent scores 90+ .....	0-0

When shooting 45% or better .....	15-3
When shooting under 45% .....	9-4
When holding opponents under 45% .....	19-2
When opponent shoots over 45% .....	5-5
When shooting 70% or better from FT .....	13-3
When shooting under 70% from FT .....	11-4
When shooting 35% or better from 3 .....	13-3
When shooting under 35% from 3 .....	11-4
When opponent shoots 35%+ from 3 .....	9-4
When opponent shoots >35% from 3 .....	15-3
When hitting seven or more 3's .....	22-6
When hitting less than seven 3's .....	2-1
When opponent hits 7< 3's .....	11-4
When opponent hits >7 3's .....	13-3
When committing 15 or more to's .....	9-2
When committing less than 15 to's .....	15-5
When forcing 15 or more to's .....	13-3
When failing to force 15 turnovers .....	10-4
When handing out 15+ assists .....	13-2
When handing out >15 assists .....	11-5
When recording 6+ steals .....	21-5
When recording fewer than 6 steals .....	3-2
When UNCG bench outscores opp. ....	16-3
When UNCG bench is outscored or tied .....	7-4
When Smith leads UNCG in scoring .....	9-3
When Miller leads UNCG in scoring .....	2-0
When Alonso leads UNCG in scoring .....	13-3
When Dickey leads UNCG in scoring .....	0-1
When Kuiper leads UNCG in scoring .....	1-0



# 2017-18 UNCG Men's BASKETBALL



## Kyhia Sykes' Notebook

Made first career appearance for the Spartans at Virginia, scoring two points and grabbing four rebounds ... Scored four points, grabbed five rebounds, dished out two assists and notched two steals against N.C. Wesleyan ... Scored a career-high 10 points against Ferrum College, hitting 4-of-5 from the field ... Scored seven points against Elon on 3-of-4 shooting from the field ... Added five points against UNC Asheville ... Scored 11 points against Southeastern in 21 minutes, hitting 2-of-3 from 3-point land ... Scored four points on 2-of-2 shooting at Samford ... Added five points on 2-of-3 shooting versus VMI, including a 3-pointer.

#0

KYLIA SYKES

REDSHIRT FRESHMAN

### SEASON HIGHS

**Points** ..... 11 vs. Southeastern (12/21/17)  
**Rebounds** ..... 6 at The Citadel (2/15/18)  
**Assists** ..... 3, two times  
**Steals** ..... 2, three times  
**Blocks** ..... 1, eight times  
**FG Made** ..... 4, two times  
**FG Att** ..... 5, two times  
**3FG Made** ..... 2 vs. Southeastern (12/21/17)  
**3FG Att** ..... 3 vs. Southeastern (12/21/17)  
**FT Made** ..... 2 vs. N.C. Wesleyan (11/15/17)  
**FT Att** ..... 2, two times

### CAREER HIGHS

**Points** ..... 11 vs. Southeastern (12/21/17)  
**Rebounds** ..... 6 at The Citadel (2/15/18)  
**Assists** ..... 3, two times  
**Steals** ..... 2, three times  
**Blocks** ..... 1, eight times  
**FG Made** ..... 4, two times  
**FG Att** ..... 5, two times  
**3FG Made** ..... 2 vs. Southeastern (12/21/17)  
**3FG Att** ..... 3 vs. Southeastern (12/21/17)  
**FT Made** ..... 2 vs. N.C. Wesleyan (11/15/17)  
**FT Att** ..... 2, two times

## 2017-18 UNCG Men's Basketball UNCG Individual Game-by-Game (as of Feb 27, 2018) All games

### #00 Kyhia Sykes

Opponent	Date	gs	min	Total		3-Pointers		Free throws		Rebounds				pf	a	t/o	blk	stl	pts	avg
				fg-fga	pct	3fg-fga	pct	ft-fa	pct	off	def	tot	avg							
at Virginia	11/10/17	14	1-1	1.000	0-0	.000	0-0	.000	2-2	4	4.0	1	2	1	0	0	0	2	2.0	
N.C. WESLEYAN	11/15/17	12	1-2	.500	0-1	.000	2-2	1.000	3	2	5	4.5	3	2	2	0	2	4	3.0	
FERRUM COLLEGE	11/17/17	20	4-5	.800	1-2	.500	1-2	.500	1	0	1	3.3	1	1	2	1	1	10	5.3	
DELAWARE	11/20/17	8	0-0	.000	0-0	.000	1-2	.500	0	1	1	2.8	2	1	0	0	1	1	4.3	
LONGWOOD	11/21/17	10	0-2	.000	0-2	.000	0-0	.000	1	0	1	2.4	1	3	1	0	1	0	3.4	
at Wake Forest	11/24/17	6	0-0	.000	0-0	.000	0-1	.000	0	1	1	2.2	3	0	0	0	0	0	2.8	
at Presbyterian	11/28/17	8	0-1	.000	0-0	.000	0-0	.000	0	0	0	1.9	2	1	1	0	1	0	2.4	
at Liberty	12/02/17	27	0-2	.000	0-1	.000	0-0	.000	2	2	4	2.1	5	0	1	0	2	0	2.1	
ELON	12/07/17	14	3-4	.750	1-2	.500	0-0	.000	0	2	2	2.1	1	0	0	1	2	7	2.7	
UNCW	12/13/17	9	1-4	.250	0-1	.000	0-0	.000	2	0	2	2.1	1	0	0	0	0	2	2.6	
at NC State	12/16/17	4	0-0	.000	0-0	.000	0-0	.000	1	0	1	2.0	0	0	0	0	0	0	2.4	
UNC ASHEVILLE	12/19/17	4	2-2	1.000	1-1	1.000	0-0	.000	0	0	0	1.8	2	0	1	0	1	5	2.6	
SOUTHEASTERN	12/21/17	21	4-5	.800	2-3	.667	1-1	1.000	0	1	1	1.8	0	2	1	0	1	11	3.2	
WOFFORD	12/30/17	4	0-0	.000	0-0	.000	0-0	.000	0	1	1	1.7	0	1	0	0	0	0	3.0	
at VMI	01/06/18	5	0-0	.000	0-0	.000	0-0	.000	1	0	1	1.7	2	0	2	0	0	0	2.8	
at ETSU	01/11/18	8	0-0	.000	0-0	.000	0-0	.000	0	0	0	1.6	0	0	0	0	0	0	2.6	
at Western Carolina	01/13/18	4	0-0	.000	0-0	.000	0-0	.000	0	0	0	1.5	1	0	1	0	0	0	2.5	
THE CITADEL	01/18/18	6	0-1	.000	0-1	.000	0-0	.000	0	0	0	1.4	0	0	0	0	1	0	2.3	
MERCER	01/20/18	7	0-0	.000	0-0	.000	0-0	.000	0	0	0	1.3	2	0	0	1	0	0	2.2	
FURMAN	01/24/18	9	0-0	.000	0-0	.000	0-0	.000	0	0	0	1.3	2	0	0	1	0	0	2.1	
at Samford	01/27/18	12	2-2	1.000	0-0	.000	0-0	.000	0	1	1	1.2	3	0	0	1	1	4	2.2	
at Chattanooga	01/29/18	14	0-1	.000	0-1	.000	0-0	.000	1	0	1	1.2	2	1	0	0	1	0	2.1	
VMI	02/01/18	16	2-3	.667	1-2	.500	0-0	.000	0	0	0	1.2	2	0	0	0	1	5	2.2	
at Furman	02/07/18	7	1-2	.500	0-1	.000	0-0	.000	1	0	1	1.2	1	0	0	0	0	2	2.2	
WESTERN CAROLINA	02/10/18	11	1-2	.500	0-1	.000	0-1	.000	0	2	2	1.2	3	0	0	0	0	2	2.2	
ETSU	02/12/18	16	0-0	.000	0-0	.000	1-2	.500	1	1	2	1.2	2	2	3	1	1	1	2.2	
at The Citadel	2/15/18	14	1-1	1.000	1-1	1.000	2-2	1.000	1	5	6	1.4	4	1	1	1	0	5	2.3	
at Mercer	02/17/18	8	0-3	.000	0-1	.000	0-0	.000	2	0	2	1.4	2	0	1	0	0	0	2.2	
at Wofford	2/20/18	5	0-1	.000	0-1	.000	0-0	.000	0	0	0	1.4	1	0	0	0	0	0	2.1	
CHATTANOOGA	02/23/18	15	1-3	.333	0-0	.000	0-0	.000	0	2	2	1.4	0	1	0	0	0	2	2.1	
SAMFORD	02/25/18	10	0-0	.000	0-0	.000	0-0	.000	1	0	1	1.4	1	3	0	1	1	0	2.0	
Totals		0	328	24-47	.511	7-22	.318	8-13	.615	20	23	43	1.4	50	21	18	8	18	63	2.0

Games played: 31  
 Minutes/game: 10.6  
 Points/game: 2.0  
 FG Pct: 51.1  
 3FG Pct: 31.8  
 FT Pct: 61.5

Rebounds/game: 1.4  
 Assists/game: 0.7  
 Turnovers/game: 0.6  
 Assist/turnover ratio: 1.2  
 Steals/game: 0.6  
 Blocks/game: 0.3


## KYLIA SYKES' CAREER STATISTICS

Season	gp-gs	min/avg	Total		3-Point		F-Throws		Rebounds				pf	fo	ast	to	blk	stl	Scoring	
			fg-fga	pct	fg-fga	pct	ft-fa	pct	off	def	tot	avg							pts	avg
2017-18	31-0	328/10.6	24-47	.511	7-22	.318	8-13	.615	20	23	43	1.4	50	1	21	18	8	18	63	2.0
TOTAL	31-0	328/10.6	24-47	.511	7-22	.318	8-13	.615	20	23	43	1.4	50	1	21	18	8	18	63	2.0





# 2017-18 UNCG MEN'S BASKETBALL



## Marvin Smith's Notebook

Opened the season with 12 points and nine rebounds at Virginia (Nov. 10) ... Scored 16 points against N.C. Wesleyan, hitting four 3-pointers ... Scored 15 points and grabbed six rebounds against Ferrum ... Scored 12 points and posted four steals against Elon, hitting 5-of-9 from the field ... Posted 15 points and six rebounds against UNCW, hitting three 3-pointers ... Recorded a double-double against N.C. State, scoring 16 points and grabbing 10 rebounds ... Named the SoCon Player of the Week Dec. 18 for his performances against N.C. State and UNCW ... Scored 13 points against UNC Asheville ... Scored a team-high 11 points and grabbed nine rebounds against ETSU ... Scored a career-high 24 points and grabbed nine rebounds at Western Carolina ... Connected on 9-of-15 from the field, including three 3-pointers, while hitting 3-of-3 from the free throw line ... Recorded a double-double against The Citadel, scoring 14 points and grabbing 10 rebounds ... Scored 15 points against Mercer ... Added 13 points and five rebounds against Furman ... Scored 18 points and grabbed seven rebounds at Samford ... Became the 25th player in UNCG history to reach the 1,000-career point mark, accomplishing the feat against VMI when he scored 13 points ... Scored a team-high 18 points, hitting 8-of-9 from the free throw line at Furman ... Added 18 points, including 13 in the first half, at The Citadel ... Scored a career-high 26 points against Samford, hitting a career-best seven 3-pointers in 30 minutes.

#1

MARVIN SMITH

SENIOR

## SEASON HIGHS

**Points** .....26 vs. Samford (2/25/18)  
**Rebounds** .....10, two times  
**Assists** ..... 4 s. VMI (2/1/18)  
**Steals** .....4, two times  
**Blocks** ..... 2 vs. Dealware (11/20/17)  
**FG Made** .....9 at WCU (1/13/18)  
**FG Att** .....18 vs. Samford (2/25/18)  
**3FG Made** ..... 7 vs. Samford (2/25/18)  
**3FG Att** .....13 vs. Samford (2/25/18)  
**FT Made** .....8 at Furman (2/7/18)  
**FT Att** .....9, two times

## CAREER HIGHS

**Points** .....26 vs. Samford (2/25/18)  
**Rebounds** ..... 16 vs. The Citadel (2/25/16)  
**Assists** ..... 5 vs. The Citadel (3/4/17)  
**Steals** .....4, two times  
**Blocks** ..... 3 vs. S. Wesleyan (12/14/16)  
**FG Made** .....9, two times  
**FG Att** .....18 vs. Samford (2/25/18)  
**3FG Made** ..... 7 vs. Samford (2/25/18)  
**3FG Att** .....13 vs. Samford (2/25/18)  
**FT Made** ..... 9 vs. Greensboro (11/14/15)  
**FT Att** ..... 11 vs. Greensboro (11/14/15)

				Total		3-Pointers		Free throws		Rebounds											
Opponent	Date	gs	min	fg-fga	pct	3fg-fga	pct	ft-fa	pct	off	def	tot	avg	pf	a	t/o	blk	stl	pts	avg	
at Virginia	11/10/17	*	29	2-12	.167	2-8	.250	6-6	1.000	4	5	9	9.0	4	0	0	0	0	12	12.0	
N.C. WESLEYAN	11/15/17	*	22	6-12	.500	4-10	.400	0-0	.000	0	3	3	6.0	0	2	1	1	0	16	14.0	
FERRUM COLLEGE	11/17/17	*	19	5-10	.500	3-7	.429	2-2	1.000	1	5	6	6.0	2	0	1	0	0	15	14.3	
DELAWARE	11/20/17	*	32	3-11	.273	3-7	.429	4-4	1.000	5	2	7	6.3	2	0	2	2	1	13	14.0	
LONGWOOD	11/21/17	*	20	4-11	.364	2-7	.286	0-0	.000	0	2	2	5.4	3	1	3	0	1	10	13.2	
at Wake Forest	11/24/17	*	30	2-5	.400	1-3	.333	5-6	.833	1	3	4	5.2	5	0	1	0	0	10	12.7	
at Presbyterian	11/28/17	*	26	2-9	.222	1-3	.333	0-0	.000	2	2	4	5.0	2	3	2	0	1	5	11.6	
at Liberty	12/02/17	*	8	0-2	.000	0-2	.000	0-0	.000	0	1	1	4.5	1	0	1	0	0	0	10.1	
ELON	12/07/17	*	21	5-9	.556	2-5	.400	0-0	.000	0	1	1	4.1	1	2	1	0	4	12	10.3	
UNCW	12/13/17	*	26	5-11	.455	3-7	.429	2-2	1.000	1	5	6	4.3	4	1	0	0	0	15	10.8	
at NC State	12/16/17	*	34	7-12	.583	2-6	.333	0-2	.000	4	6	10	4.8	2	1	2	0	0	16	11.3	
UNC ASHEVILLE	12/19/17	*	31	5-12	.417	3-10	.300	0-0	.000	2	1	3	4.7	3	1	2	0	3	13	11.4	
SOUTHEASTERN	12/21/17	*	23	4-7	.571	1-4	.250	4-4	1.000	0	5	5	4.7	3	0	1	1	2	13	11.5	
WOFFORD	12/30/17	*	29	0-4	.000	0-2	.000	6-8	.750	2	1	3	4.6	0	1	3	1	1	6	11.1	
at VMI	01/06/18	*	25	3-14	.214	1-7	.143	0-0	.000	1	6	7	4.7	2	0	2	0	0	7	10.9	
at ETSU	01/11/18	*	26	2-8	.250	2-6	.333	5-9	.556	4	5	9	5.0	4	0	1	0	0	11	10.9	
at Western Carolina	01/13/18	*	32	9-15	.600	3-8	.375	3-3	1.000	3	6	9	5.2	1	0	2	0	2	24	11.6	
THE CITADEL	01/18/18	*	30	4-17	.235	3-10	.300	3-4	.750	4	6	10	5.5	2	1	2	0	4	14	11.8	
MERCER	01/20/18	*	33	4-13	.308	3-9	.333	4-9	.444	2	2	4	5.4	4	1	1	1	1	15	11.9	
FURMAN	01/24/18	*	29	3-8	.375	3-6	.500	4-6	.667	0	5	5	5.4	2	1	0	1	1	13	12.0	
at Samford	01/27/18	*	24	5-9	.556	3-5	.600	5-6	.833	2	5	7	5.5	3	4	1	1	1	18	12.3	
at Chattanooga	01/29/18	*	35	4-13	.308	1-8	.125	5-7	.714	1	7	8	5.6	5	0	0	1	1	14	12.4	
VMI	02/01/18	*	25	4-11	.364	3-9	.333	2-2	1.000	0	4	4	5.5	1	4	0	1	1	13	12.4	
at Furman	02/07/18	*	32	4-9	.444	2-4	.500	8-9	.889	1	2	3	5.4	2	0	0	1	0	18	12.6	
WESTERN CAROLINA	02/10/18	*	28	0-8	.000	0-5	.000	4-5	.800	2	4	6	5.4	2	0	3	1	1	4	12.3	
ETSU	02/12/18	*	17	4-8	.500	3-4	.750	2-2	1.000	3	2	5	5.4	4	0	0	0	0	13	12.3	
at The Citadel	2/15/18	*	24	7-15	.467	4-10	.400	0-0	.000	1	3	4	5.4	0	3	1	1	0	18	12.5	
at Mercer	02/17/18	*	27	3-8	.375	2-6	.333	0-0	.000	0	4	4	5.3	4	0	0	0	0	8	12.5	
at Wofford	2/20/18	*	31	2-7	.286	0-5	.000	2-2	1.000	1	4	5	5.3	1	1	2	0	0	6	12.1	
CHATTANOOGA	02/23/18	*	23	5-12	.417	4-10	.400	0-0	.000	2	5	7	5.4	3	0	0	0	1	14	12.2	
SAMFORD	02/25/18	*	30	8-18	.444	7-13	.538	3-4	.750	2	3	5	5.4	3	2	0	1	0	26	12.6	
Totals		31	821	121-320	.378	71-206	.345	79-102	.775	51	115	166	5.4	75	29	35	14	26	392	12.6	

Games played: 31  
 Minutes/game: 26.5  
 Points/game: 12.6  
 FG Pct: 37.8  
 3FG Pct: 34.5  
 FT Pct: 77.5


Rebounds/game: 5.4  
 Assists/game: 0.9  
 Turnovers/game: 1.1  
 Assist/turnover ratio: 0.8  
 Steals/game: 0.8  
 Blocks/game: 0.5

## MARVIN SMITH'S CAREER STATISTICS

			Total		3-Point		F-Throws		Rebounds											Scoring	
Season	gp-gs	min/avg	fg-fga	pct	fg-fga	pct	ft-fa	pct	off	def	tot	avg	pf	fo	ast	to	blk	stl	pts	avg	
2014-15	21-10	379/18.0	34-117	.291	15-45	.333	15-26	.577	26	33	59	2.8	54	4	9	15	4	8	98	4.7	
2015-16	34-33	908/26.7	108-300	.360	55-171	.322	47-70	.671	40	147	187	5.5	106	2	20	39	15	41	318	9.4	
2016-17	34-34	887/26.1	107-287	.373	55-175	.314	41-57	.719	47	93	140	4.1	96	5	36	47	21	30	310	9.1	
2017-18	31-31	821/26.5	121-320	.378	71-206	.345	79-102	.775	51	115	166	5.4	75	2	29	35	14	26	392	12.6	
TOTAL	120-108	2995/25.0	370-1024	.361	196-597	.328	182-255	.714	164	388	552	4.6	331	13	94	136	54	105	1118	9.3	



# 2017-18 UNCG MEN'S BASKETBALL



## Malik Massey's Notebook

Scored seven points and dished out three assists against Ferrum ... Scored eight points and hit a pair of 3-pointers against Elon ... Scored six points against N.C. State in 14 minutes of play ... Scored eight points against Southeastern, hitting 3-of-6 from the field ... Missed the last nine games due to injury ... Returned to action against Chattanooga.

#2

**MALIK MASSEY**

**SOPHOMORE**

### SEASON HIGHS

**Points** ..... 8, three times  
**Rebounds** ..... 4, two times  
**Assists** ..... 3, three times  
**Steals** ..... 3 vs. Longwood (11/21/17)  
**Blocks** ..... n/a  
**FG Made** ..... 3, three times  
**FG Att** ..... 7, four times  
**3FG Made** ..... 2, two times  
**3FG Att** ..... 5 vs. Elon (12/7/17)  
**FT Made** ..... 4 at N.C. State (12/16/17)  
**FT Att** ..... 4, two times

### CAREER HIGHS

**Points** ..... 11 vs. Mars Hill (12/5/16)  
**Rebounds** ..... 3, six times  
**Assists** ..... 3, six times  
**Steals** ..... 2, four times  
**Blocks** ..... n/a  
**FG Made** ..... 4 vs. Mars Hill (12/5/16)  
**FG Att** ..... 7, five times  
**3FG Made** ..... 2, seven times  
**3FG Att** ..... 5, two times  
**FT Made** ..... 4, two times  
**FT Att** ..... 4, three times

Opponent	Date	gs	min	Total		3-Pointers		Free throws		Rebounds				pf	a	t/o	blk	stl	pts	avg
				fg-fga	pct	3fg-fga	pct	ft-fa	pct	off	def	tot	avg							
at Virginia	11/10/17	11	0-1	.000	0-1	.000	1-2	.500	0	0	0	0.0	0	2	2	0	0	1	1.0	
N.C. WESLEYAN	11/15/17	18	2-5	.400	0-1	.000	0-1	.000	0	1	1	0.5	0	1	2	0	0	4	2.5	
FERRUM COLLEGE	11/17/17	15	2-3	.667	2-2	1.000	1-2	.500	0	3	3	1.3	1	3	0	0	2	7	4.0	
DELAWARE	11/20/17	16	3-4	.750	1-1	1.000	1-1	1.000	0	1	1	1.3	0	3	2	0	0	8	5.0	
LONGWOOD	11/21/17	15	2-4	.500	1-3	.333	2-2	1.000	0	0	1.0	1	1	0	0	3	7	5.4		
at Wake Forest	11/24/17	22	2-3	.667	1-2	.500	0-0	.000	0	1	1	1.0	2	2	0	0	0	5	5.3	
at Presbyterian	11/28/17	19	1-5	.200	1-4	.250	0-0	.000	0	0	0	0.9	3	3	1	0	0	3	5.0	
at Liberty	12/02/17	30	1-2	.500	1-2	.500	2-2	1.000	0	4	4	1.3	5	2	1	0	2	5	5.0	
ELON	12/07/17	21	3-7	.429	2-5	.400	0-0	.000	0	0	0	1.1	0	2	2	0	1	8	5.3	
UNCW	12/13/17	20	1-7	.143	0-3	.000	2-2	1.000	0	1	1	1.1	1	0	0	0	2	4	5.2	
at NC State	12/16/17	14	1-3	.333	0-0	.000	4-4	1.000	0	1	1	1.1	5	2	0	0	0	6	5.3	
UNC ASHEVILLE	12/19/17	15	0-0	.000	0-0	.000	0-0	.000	1	0	1	1.1	0	0	1	0	0	0	4.8	
SOUTHEASTERN	12/21/17	18	3-6	.500	0-2	.000	2-4	.500	0	4	4	1.3	2	2	2	0	0	8	5.1	
WOFFORD	12/30/17	19	3-4	.750	1-2	.500	0-0	.000	0	0	0	1.2	1	0	2	0	1	7	5.2	
at VMI	01/06/18	21	2-4	.500	1-2	.500	0-0	.000	0	1	1	1.2	1	1	1	0	0	5	5.2	
at ETSU	01/11/18	16	2-7	.286	0-2	.000	0-0	.000	0	2	2	1.3	1	2	1	0	0	4	5.1	
at Western Carolina	01/13/18	13	0-0	.000	0-0	.000	0-1	.000	0	0	0	1.2	2	1	2	0	1	0	4.8	
THE CITADEL	01/18/18	11	2-7	.286	1-4	.250	0-0	.000	0	1	1	1.2	2	0	2	0	0	5	4.8	
MERCER	01/20/18	14	0-2	.000	0-2	.000	0-0	.000	0	0	0	1.1	1	0	0	0	2	0	4.6	
FURMAN	01/24/18	12	0-4	.000	0-1	.000	0-0	.000	0	1	1	1.1	1	1	1	0	1	0	4.4	
at Samford	01/27/18	dnp	-	-	-	-	-	-	-	-	-	-	-	-	-	-	-	-	-	
at Chattanooga	01/29/18	dnp	-	-	-	-	-	-	-	-	-	-	-	-	-	-	-	-	-	
VMI	02/01/18	dnp	-	-	-	-	-	-	-	-	-	-	-	-	-	-	-	-	-	
at Furman	02/07/18	dnp	-	-	-	-	-	-	-	-	-	-	-	-	-	-	-	-	-	
WESTERN CAROLINA	02/10/18	dnp	-	-	-	-	-	-	-	-	-	-	-	-	-	-	-	-	-	
ETSU	02/12/18	dnp	-	-	-	-	-	-	-	-	-	-	-	-	-	-	-	-	-	
at The Citadel	2/15/18	dnp	-	-	-	-	-	-	-	-	-	-	-	-	-	-	-	-	-	
at Mercer	02/17/18	dnp	-	-	-	-	-	-	-	-	-	-	-	-	-	-	-	-	-	
at Wofford	2/20/18	dnp	-	-	-	-	-	-	-	-	-	-	-	-	-	-	-	-	-	
CHATTANOOGA	02/23/18	3	0-1	.000	0-1	.000	0-0	.000	0	0	0	1.0	1	0	0	0	1	0	4.1	
SAMFORD	02/25/18	6	1-1	1.000	1-1	1.000	0-0	.000	0	0	0	1.0	2	0	1	0	1	3	4.1	
Totals		0	349	31-80	.388	13-41	.317	15-21	.714	1	21	22	1.0	32	28	23	0	17	90	4.1

Games played: 22  
 Minutes/game: 15.9  
 Points/game: 4.1  
 FG Pct: 38.8  
 3FG Pct: 31.7  
 FT Pct: 71.4

Rebounds/game: 1.0  
 Assists/game: 1.3  
 Turnovers/game: 1.0  
 Assist/turnover ratio: 1.2  
 Steals/game: 0.8

## MALIK MASSEY'S CAREER STATISTICS


			Total		3-Point		F-Throws		Rebounds											Scoring	
Season	gp-gs	min/avg	fg-fga	pct	fg-fga	pct	ft-fa	pct	off	def	tot	avg	pf	fo	ast	to	blk	stl	pts	avg	
2016-17	35-0	554/15.8	43-109	.394	25-56	.446	11-19	.579	3	27	30	0.9	37	0	34	23	0	18	122	3.5	
2017-18	22-0	349/15.9	31-80	.388	13-41	.317	15-21	.714	1	21	22	1.0	32	2	28	23	0	17	90	4.1	
TOTAL	57-0	903/15.8	74-189	.392	38-97	.392	26-40	.650	4	48	52	0.9	69	2	62	46	0	35	212	3.7	



# 2017-18 UNCG MEN'S BASKETBALL



## Jelani Mofford's Notebook



#3

JELANI MOFFORD

JUNIOR

### SEASON HIGHS

Points .....  
Rebounds .....  
Assists .....  
Steals .....  
Blocks .....  
FG Made .....  
FG Att .....  
3FG Made .....  
3FG Att .....  
FT Made .....  
FT Att .....

### CAREER HIGHS

Points ..... 5 vs. S. Wesleyan (12/14/16)  
Rebounds 1 vs. Belmont Abbey (12/12/15)  
Assists ..... 1, two times  
Steals ..... 1, two times  
Blocks ..... n/a  
FG Made ..... 2 vs. S. Wesleyan (12/14/16)  
FG Att ..... 4 vs. Mars Hill (12/5/16)  
3FG Made ..... 1, two times  
3FG Att ..... 3 vs. Mars Hill (12/5/16)  
FT Made ..... n/a  
FT Att ..... n/a


## JELANI MOFFORD'S CAREER STATISTICS

Season	gp-gs min/avg		Total		3-Point		F-Throws		Rebounds										Scoring	
			fg-fga	pct	fg-fga	pct	ft-fa	pct	off	def	tot	avg	pf	fo	ast	to	blk	stl	pts	avg
2015-16	6-0	8/1.3	2-3	.667	0-0	.000	0-0	.000	0	1	1	0.2	1	0	1	0	0	1	4	0.7
2016-17	4-0	17/4.3	3-6	.500	2-4	.500	0-0	.000	0	0	0	0.0	3	0	1	1	0	1	8	2.0
TOTAL	10-0	25/2.5	5-9	.556	2-4	.500	0-0	.000	0	1	1	0.1	4	0	2	1	0	2	12	1.2





# 2017-18 UNCG Men's BASKETBALL



## Francis Alonso's Notebook

Scored nine points against Virginia in opener ... Scored 13 points in 21 minutes against Ferrum, hitting 3-of-7 from 3-point land ... Scored a career-high 32 points against Delaware, hitting 10-of-14 from the field, 8-of-10 from the free throw line and 4-of-4 from the free throw line ... Scored 31 points against Wake Forest, hitting 11-of-17 from the field, 7-of-10 from 3-point land and 2-of-2 from the free throw line ... Scored a career-high 36 points at Liberty, hitting the game-winning shot with 2.4 seconds remaining in third overtime ... Hit the game-tying basket with 5.3 seconds in regulation and again in the second overtime, both 3-pointers ... Named the SoCon Player of the Week for his performance against Liberty ... Scored eight points and dished out seven assists against Elon in 24 minutes ... Added 19 points, 14 in the second half, against UNCW hitting 5-of-8 from 3-point land ... Scored a team-high 17 points against N.C. State, hitting three 3-pointers ... Scored 26 points, including 18 in the second half as UNCG rallied to beat Wofford in the SoCon Opener, hitting 6-of-10 from 3-point land ... Scored 19 points against VMI, hitting 6-of-7 from the free throw line ... Scored 20 points at Western Carolina, 18 of which came in the second half as he hit four 3-pointers ... Led the team with 17 points and six assists against Mercer ... Scored a team-high 17 points on 2-of-3 shooting from 3-point land and 7-of-8 from free throw line against Furman ... Scored a team-high 24 points at Samford, tying his career-high with eight 3-pointers, connecting on 8-of-9 from deep ... Scored 20 points against ETSU, hitting 3-of-7 from 3-point land and 5-of-5 from the free throw line ... Scored 24 points on 8-of-15 shooting from the field and 6-of-9 from 3-point land at Wofford.

#10

FRANCIS ALONSO

JUNIOR

## SEASON HIGHS

**Points** ..... 36 at Liberty (12/2/17)  
**Rebounds** ..... 5 vs. Furman (1/24/18)  
**Assists** ..... 7 vs. Elon (12/7/17)  
**Steals** ..... 4 at N.C. State (12/16/17)  
**Blocks** ..... 1, two times  
**FG Made** ..... 11 at Wake Forest (11/24/17)  
**FG Att** ..... 31 at Liberty (12/2/17)  
**3FG Made** ..... 8, two times  
**3FG Att** ..... 19 at Liberty (12/2/17)  
**FT Made** ..... 9 at Liberty (12/2/17)  
**FT Att** ..... 11 at Liberty (12/2/17)

## CAREER HIGHS

**Points** ..... 36 at Liberty (12/2/17)  
**Rebounds** ..... 5, three times  
**Assists** ..... 7, two times  
**Steals** ..... 4 at N.C. State (12/16/17)  
**Blocks** ..... 1, nine times  
**FG Made** ..... 11 at Wake Forest (11/24/17)  
**FG Att** ..... 31 at Liberty (12/2/17)  
**3FG Made** ..... 8, two times  
**3FG Att** ..... 19 at Liberty (12/2/17)  
**FT Made** ..... 10, two times  
**FT Att** ..... 12 vs. ETSU (2/6/16)

				Total		3-Pointers		Free throws		Rebounds											
Opponent	Date	gs	min	fg-fga	pct	3fg-fga	pct	ft-fa	pct	off	def	tot	avg	pf	a	t/o	blk	stl	pts	avg	
at Virginia	11/10/17	*	31	3-12	.250	0-6	.000	3-4	.750	2	1	3	3.0	1	3	5	0	1	9	9.0	
N.C. WESLEYAN	11/15/17	*	23	1-6	.167	0-4	.000	0-0	.000	0	3	3	3.0	2	2	1	1	1	2	5.5	
FERRUM COLLEGE	11/17/17	*	21	5-9	.556	3-7	.429	0-0	.000	0	1	1	2.3	2	3	1	0	3	13	8.0	
DELAWARE	11/20/17	*	31	10-14	.714	8-10	.800	4-4	1.000	0	3	3	2.5	2	4	3	0	1	32	14.0	
LONGWOOD	11/21/17	*	24	5-10	.500	3-6	.500	3-4	.750	0	1	1	2.2	2	1	1	0	0	16	14.4	
at Wake Forest	11/24/17	*	33	11-17	.647	7-10	.700	2-2	1.000	0	0	0	1.8	4	4	4	0	0	31	17.2	
at Presbyterian	11/28/17	*	34	4-11	.364	3-7	.429	5-5	1.000	0	2	2	1.9	1	1	3	0	0	16	17.0	
at Liberty	12/02/17	*	38	10-31	.323	7-19	.368	9-11	.818	0	4	4	2.1	4	3	5	0	2	36	19.4	
ELON	12/07/17	*	24	3-8	.375	2-6	.333	0-0	.000	1	2	3	2.2	0	7	1	0	2	8	18.1	
UNCW	12/13/17	*	26	6-11	.545	5-8	.625	2-2	1.000	0	0	0	2.0	4	3	5	0	0	19	18.2	
at NC State	12/16/17	*	31	6-14	.429	3-7	.429	2-3	.667	1	1	2	2.0	2	6	5	0	4	17	18.1	
UNC ASHEVILLE	12/19/17	*	31	4-12	.333	3-9	.333	1-1	1.000	0	2	2	2.0	3	4	4	0	3	12	17.6	
SOUTHEASTERN	12/21/17	*	25	6-10	.600	4-7	.571	4-4	1.000	0	2	2	2.0	4	0	2	0	0	20	17.8	
WOFFORD	12/30/17	*	33	8-16	.500	6-10	.600	4-4	1.000	0	3	3	2.1	2	1	2	0	1	26	18.4	
at VMI	01/06/18	*	32	5-13	.385	3-9	.333	6-7	.857	0	4	4	2.2	4	1	2	0	1	19	18.4	
at ETSU	01/11/18	*	30	4-11	.364	2-6	.333	0-0	.000	0	0	0	2.1	3	2	5	0	0	10	17.9	
at Western Carolina	01/13/18	*	31	7-15	.467	4-11	.364	2-3	.667	0	2	2	2.1	4	2	4	0	3	20	18.0	
THE CITADEL	01/18/18	*	27	1-4	.250	1-3	.333	0-0	.000	0	4	4	2.2	1	3	1	0	1	3	17.2	
MERCER	01/20/18	*	34	4-11	.364	3-7	.429	6-7	.857	1	0	1	2.1	3	6	1	0	0	17	17.2	
FURMAN	01/24/18	*	30	4-8	.500	2-3	.667	7-8	.875	0	5	5	2.3	1	4	2	0	1	17	17.2	
at Samford	01/27/18	*	28	8-10	.800	8-9	.889	0-0	.000	0	4	4	2.3	2	3	3	0	0	24	17.5	
at Chattanooga	01/29/18	*	38	7-21	.333	4-16	.250	2-2	1.000	2	2	4	2.4	5	4	2	0	1	20	17.6	
VMI	02/01/18	*	27	2-10	.200	2-9	.222	0-0	.000	1	1	2	2.4	3	2	1	1	2	6	17.1	
at Furman	02/07/18	*	30	4-10	.400	2-6	.333	2-2	1.000	1	3	4	2.5	2	4	2	0	2	12	16.9	
WESTERN CAROLINA	02/10/18	*	30	2-9	.222	1-7	.143	0-0	.000	2	1	3	2.5	2	4	4	0	2	5	16.4	
ETSU	02/12/18	*	31	6-13	.462	3-7	.429	5-5	1.000	0	2	2	2.5	2	1	0	0	2	20	16.5	
at The Citadel	2/15/18	*	26	3-10	.300	1-6	.167	0-0	.000	0	1	1	2.4	2	0	2	0	1	7	16.2	
at Mercer	02/17/18	*	27	6-14	.429	4-10	.400	2-2	1.000	0	0	0	2.3	4	2	2	0	0	18	16.3	
at Wofford	2/20/18	*	31	8-15	.533	6-9	.667	2-2	1.000	1	3	4	2.4	1	4	3	0	1	24	16.5	
CHATTANOOGA	02/23/18	*	21	2-9	.222	2-7	.286	1-2	.500	0	0	0	2.3	0	3	2	0	0	7	16.2	
SAMFORD	02/25/18	*	29	3-8	.375	2-7	.286	6-6	1.000	1	0	1	2.3	0	4	2	0	0	14	16.1	
Totals		31	907	158-372	.425	104-248	.419	80-90	.889	13	57	70	2.3	72	91	80	2	35	500	16.1	

Games played: 31  
 Minutes/game: 29.3  
 Points/game: 16.1  
 FG Pct: 42.5  
 3FG Pct: 41.9  
 FT Pct: 88.9


Rebounds/game: 2.3  
 Assists/game: 2.9  
 Turnovers/game: 2.6  
 Assist/turnover ratio: 1.1  
 Steals/game: 1.1  
 Blocks/game: 0.1

## FRANCIS ALONSO'S CAREER STATISTICS

Season	gp-gs	min/avg	Total		3-Point		F-Throws		Rebounds				pf	fo	ast	to	blk	stl	Scoring	
			fg-fga	pct	fg-fga	pct	ft-fa	pct	off	def	tot	avg							pts	avg
2015-16	34-26	965/28.4	139-313	.444	85-215	.395	80-94	.851	8	52	60	1.8	67	3	61	66	5	18	443	13.0
2016-17	35-34	1007/28.8	152-338	.450	102-221	.462	114-130	.877	11	55	66	1.9	83	1	71	64	2	29	520	14.9
2017-18	31-31	907/29.3	158-372	.425	104-248	.419	80-90	.889	13	57	70	2.3	72	1	91	80	2	35	500	16.1
TOTAL	100-91	2879/28.8	449-1023	.439	291-684	.425	274-314	.873	32	164	196	2.0	222	5	223	210	9	82	1463	14.6



# 2017-18 UNCG MEN'S BASKETBALL



## Demetrius Troy's Notebook

Scored 15 points at Presbyterian, hitting 6-of-9 from the field and 3-of-6 from 3-point land ... Scored eight points and hit a pair of 3-pointers against Elon ... Dished out seven assists without a turnover against UNCW ... Posted eight points, four assists and four rebounds against N.C. State .. Dished out seven assists in the SoCon opener against Wofford ... Recorded seven assists against Western Carolina in 27 minutes of play ... Scored 12 points and dished out eight assists against The Citadel with just two turnovers ... Added 12 points against Mercer, while grabbing four rebounds and posting two steals ... Scored 11 points and dished out four assists against Furman ... Dished out a career-high 11 assists at Samford ... Scored 12 points and dished out five assists at Furman ... Scored a season-high 17 points against ETSU, hitting 6-of-8 from the field and a perfect 4-of-4 from 3-point land ... Recorded his first career double-double with 10 points and 10 assists at Mercer.

#11

DEMETRIUS TROY

JUNIOR

### SEASON HIGHS

**Points** ..... 17 vs. ETSU (2/12/18)  
**Rebounds** ..... 4, five times  
**Assists** ..... 11 at Samford (1/27/18)  
**Steals** ..... 4, two times  
**Blocks** ..... 1 vs. WCU (2/10/18)  
**FG Made** ..... 6, two times  
**FG Att** ..... 10 at Liberty (12/2/17)  
**3FG Made** ..... 4, two times  
**3FG Att** ..... 7 at Liberty (12/2/17)  
**FT Made** ..... 2, six times  
**FT Att** ..... 3, four times

### CAREER HIGHS

**Points** ..... 20 at VMI (1/14/17)  
**Rebounds** ..... 6 vs. Wake Forest (12/9/16)  
**Assists** ..... 11 at Samford (1/27/18)  
**Steals** ..... 5 vs. ETSU (2/6/16)  
**Blocks** ..... 1, three times  
**FG Made** ..... 7 at VMI (1/14/17)  
**FG Att** ..... 12 at Georgetown (12/22/16)  
**3FG Made** ..... 4, five times  
**3FG Att** ..... 7, three times  
**FT Made** ..... 4 at Georgetown (12/22/16)  
**FT Att** ..... 4, two times

				Total		3-Pointers		Free throws		Rebounds											
Opponent	Date	gs	min	fg-fga	pct	3fg-fga	pct	ft-fa	pct	off	def	tot	avg	pf	a	t/o	blk	stl	pts	avg	
at Virginia	11/10/17	*	27	2-9	.222	0-5	.000	0-2	.000	0	0	0	0.0	1	1	4	0	1	4	4.0	
N.C. WESLEYAN	11/15/17	*	22	2-7	.286	2-6	.333	0-0	.000	0	2	2	1.0	1	5	4	0	2	6	5.0	
FERRUM COLLEGE	11/17/17	*	15	2-5	.400	2-5	.400	2-3	.667	0	2	2	1.3	1	2	2	0	2	8	6.0	
DELAWARE	11/20/17	*	27	2-8	.250	2-6	.333	2-3	.667	0	2	2	1.5	0	4	1	0	0	8	6.5	
LONGWOOD	11/21/17	*	23	2-7	.286	1-6	.167	0-1	.000	0	2	2	1.6	1	6	5	0	1	5	6.2	
at Wake Forest	11/24/17	*	25	2-6	.333	1-3	.333	2-3	.667	0	0	0	1.3	0	1	1	0	2	7	6.3	
at Presbyterian	11/28/17	*	27	6-9	.667	3-6	.500	0-0	.000	0	2	2	1.4	1	1	1	0	4	15	7.6	
at Liberty	12/02/17	*	34	2-10	.200	1-7	.143	0-2	.000	0	1	1	1.4	2	2	3	0	0	5	7.3	
ELON	12/07/17	*	18	3-8	.375	2-6	.333	0-0	.000	0	3	3	1.6	0	1	1	0	2	8	7.3	
UNCW	12/13/17	*	25	2-4	.500	0-0	.000	0-0	.000	0	0	0	1.4	2	7	0	0	2	4	7.0	
at NC State	12/16/17	*	24	3-5	.600	1-2	.500	1-2	.500	0	4	4	1.6	2	4	3	0	1	8	7.1	
UNC ASHEVILLE	12/19/17	*	24	2-8	.250	1-4	.250	0-0	.000	0	0	0	1.5	1	6	4	0	1	5	6.9	
SOUTHEASTERN	12/21/17	*	22	3-6	.500	2-3	.667	0-0	.000	0	1	1	1.5	1	3	1	0	1	8	7.0	
WOFFORD	12/30/17	*	21	0-2	.000	0-1	.000	0-0	.000	0	3	3	1.6	1	7	1	0	0	0	6.5	
at VMI	01/06/18	*	25	3-5	.600	1-3	.333	0-0	.000	0	2	2	1.6	1	2	2	0	1	7	6.5	
at ETSU	01/11/18	*	22	0-4	.000	0-2	.000	2-2	1.000	1	1	2	1.6	0	2	3	0	0	2	6.3	
at Western Carolina	01/13/18	*	27	1-4	.250	0-2	.000	0-0	.000	0	1	1	1.6	2	7	1	0	0	2	6.0	
THE CITADEL	01/18/18	*	29	4-5	.800	4-5	.800	0-0	.000	1	3	4	1.7	0	8	2	0	1	12	6.3	
MERCER	01/20/18	*	31	4-9	.444	2-4	.500	2-2	1.000	0	4	4	1.8	1	1	2	0	2	12	6.6	
FURMAN	01/24/18	*	28	4-7	.571	1-3	.333	2-2	1.000	0	1	1	1.8	0	4	1	0	2	11	6.9	
at Samford	01/27/18	*	26	0-0	.000	0-0	.000	0-0	.000	0	1	1	1.8	4	11	5	0	2	0	6.5	
at Chattanooga	01/29/18	*	39	0-7	.000	0-4	.000	2-2	1.000	0	0	0	1.7	1	6	1	0	2	2	6.3	
VMI	02/01/18	*	23	2-9	.222	1-6	.167	0-0	.000	0	3	3	1.7	1	1	1	0	2	5	6.3	
at Furman	02/07/18	*	26	5-8	.625	1-2	.500	1-1	1.000	0	4	4	1.8	1	5	4	0	1	12	6.5	
WESTERN CAROLINA	02/10/18	*	24	3-7	.429	3-5	.600	1-3	.333	0	3	3	1.9	1	3	2	1	2	10	6.6	
ETSU	02/12/18	*	31	6-8	.750	4-4	1.000	1-1	1.000	0	4	4	2.0	1	3	3	0	1	17	7.0	
at The Citadel	2/15/18	*	26	3-7	.429	2-4	.500	0-0	.000	0	4	4	2.0	1	2	3	0	2	8	7.1	
at Mercer	02/17/18	*	32	3-8	.375	3-5	.600	1-2	.500	1	3	4	2.1	3	10	0	0	4	10	7.2	
at Wofford	2/20/18	*	23	2-5	.400	2-3	.667	0-0	.000	0	2	2	2.1	1	4	3	0	1	6	7.1	
CHATTANOOGA	02/23/18	*	21	3-9	.333	2-5	.400	0-0	.000	0	3	3	2.1	0	4	0	0	0	8	7.2	
SAMFORD	02/25/18	*	10	0-2	.000	0-2	.000	0-0	.000	0	1	1	2.1	2	2	4	0	0	0	6.9	
Totals		30	777	76-198	.384	44-119	.370	19-31	.613	3	62	65	2.1	34	125	68	1	42	215	6.9	

Games played: 31  
 Minutes/game: 25.1  
 Points/game: 6.9  
 FG Pct: 38.4  
 3FG Pct: 37.0  
 FT Pct: 61.3

Rebounds/game: 2.1  
 Assists/game: 4.0  
 Turnovers/game: 2.2  
 Assist/turnover ratio: 1.8  
 Steals/game: 1.4  
 Blocks/game: 0.0

## DEMETRIUS TROY'S CAREER STATISTICS

Season	gp-gs	min/avg	Total		3-Point		F-Throws		Rebounds				pf	fo	ast	to	blk	stl	Scoring	
			fg-fga	pct	fg-fga	pct	ft-fa	pct	off	def	tot	avg							pts	avg
2015-16	27-0	525/19.4	57-152	.375	32-78	.410	17-23	.739	10	47	57	2.1	54	0	61	39	2	30	163	6.0
2016-17	34-2	708/20.8	83-199	.417	44-115	.383	25-33	.758	15	62	77	2.3	46	1	117	60	1	36	235	6.9
2017-18	31-30	777/25.1	76-198	.384	44-119	.370	19-31	.613	3	62	65	2.1	34	0	125	68	1	42	215	6.9
TOTAL	92-32	2010/21.8	216-549	.393	120-312	.385	61-87	.701	28	171	199	2.2	134	1	303	167	4	108	613	6.7



# 2017-18 UNCG MEN'S BASKETBALL



## Justin Jordan's Notebook

Missed the games against UNCW and N.C. State due to a hamstring injury ... Scored five points and had an assist at Samford ... Added four points in 11 minutes at Furman, hitting 2-of-4 from the field ... Made his first career start on senior day against Samford.

#13

JUSTIN JORDAN

SENIOR

### SEASON HIGHS

**Points** .....5 at Samford (1/27/18)  
**Rebounds** ..... 3 vs. Samford (2/25/18)  
**Assists** ..... 3, three times  
**Steals** .....4 vs. Longwood (11/21/17)  
**Blocks** .....  
**FG Made** .....2, two times  
**FG Att** .....4 at Furman (2/7/18)  
**3FG Made** .....  
**3FG Att** .....  
**FT Made** .....3 at Samford (1/27/18)  
**FT Att** .....4 at Samford (1/27/18)

### CAREER HIGHS

**Points** .....5 at Samford (1/27/18)  
**Rebounds** ..... 3 vs. Samford (2/25/18)  
**Assists** .....3, two times  
**Steals** .....4 vs. Longwood (11/21/17)  
**Blocks** .....n/a  
**FG Made** ..... 2, three times  
**FG Att** .....4 at Furman (2/7/18)  
**3FG Made** .1 vs. Western Carolina (1/7/17)  
**3FG Att** .....1 vs. Western Carolina (1/7/17)  
**FT Made** .....3 at Samford (1/27/18)  
**FT Att** .....4 at Samford (1/27/18)

Opponent	Date	gs	min	Total		3-Pointers		Free throws		Rebounds				pf	a	t/o	blk	stl	pts	avg
				fg-fga	pct	3fg-fga	pct	ft-fa	pct	off	def	tot	avg							
at Virginia	11/10/17	2		0-0	.000	0-0	.000	0-0	.000	0	0	0	0.0	1	0	0	0	0	0	0.0
N.C. WESLEYAN	11/15/17	11		0-0	.000	0-0	.000	0-0	.000	0	2	2	1.0	0	1	0	0	0	0	0.0
FERRUM COLLEGE	11/17/17	17		2-2	1.000	0-0	.000	0-0	.000	0	0	0	0.7	1	3	0	0	1	4	1.3
DELAWARE	11/20/17	dnp		-	-	-	-	-	-	-	-	-	-	-	-	-	-	-	-	-
LONGWOOD	11/21/17	12		0-0	.000	0-0	.000	0-0	.000	0	2	2	1.0	0	1	1	0	4	0	1.0
at Wake Forest	11/24/17	dnp		-	-	-	-	-	-	-	-	-	-	-	-	-	-	-	-	-
at Presbyterian	11/28/17	dnp		-	-	-	-	-	-	-	-	-	-	-	-	-	-	-	-	-
at Liberty	12/02/17	3		0-0	.000	0-0	.000	0-0	.000	0	2	2	1.2	1	0	1	0	0	0	0.8
ELON	12/07/17	3		1-1	1.000	0-0	.000	0-0	.000	0	0	0	1.0	1	0	0	0	0	2	1.0
UNCW	12/13/17	dnp		-	-	-	-	-	-	-	-	-	-	-	-	-	-	-	-	-
at NC State	12/16/17	dnp		-	-	-	-	-	-	-	-	-	-	-	-	-	-	-	-	-
UNC ASHEVILLE	12/19/17	dnp		-	-	-	-	-	-	-	-	-	-	-	-	-	-	-	-	-
SOUTHEASTERN	12/21/17	3		0-0	.000	0-0	.000	0-0	.000	0	1	1	1.0	0	0	1	0	0	0	0.9
WOFFORD	12/30/17	dnp		-	-	-	-	-	-	-	-	-	-	-	-	-	-	-	-	-
at VMI	01/06/18	2		0-0	.000	0-0	.000	0-0	.000	0	0	0	0.9	1	0	0	0	0	0	0.8
at ETSU	01/11/18	dnp		-	-	-	-	-	-	-	-	-	-	-	-	-	-	-	-	-
at Western Carolina	01/13/18	dnp		-	-	-	-	-	-	-	-	-	-	-	-	-	-	-	-	-
THE CITADEL	01/18/18	dnp		-	-	-	-	-	-	-	-	-	-	-	-	-	-	-	-	-
MERCER	01/20/18	dnp		-	-	-	-	-	-	-	-	-	-	-	-	-	-	-	-	-
FURMAN	01/24/18	dnp		-	-	-	-	-	-	-	-	-	-	-	-	-	-	-	-	-
at Samford	01/27/18	13		1-2	.500	0-0	.000	3-4	.750	0	0	0	0.8	2	1	0	0	0	5	1.2
at Chattanooga	01/29/18	4		0-1	.000	0-0	.000	0-0	.000	0	0	0	0.7	0	0	0	0	0	0	1.1
VMI	02/01/18	12		1-1	1.000	0-0	.000	0-0	.000	0	0	0	0.6	1	2	1	0	0	2	1.2
at Furman	02/07/18	11		2-4	.500	0-0	.000	0-0	.000	1	1	2	0.8	1	1	1	0	0	4	1.4
WESTERN CAROLINA	02/10/18	6		0-0	.000	0-0	.000	0-0	.000	0	1	1	0.8	1	0	0	0	0	0	1.3
ETSU	02/12/18	13		0-0	.000	0-0	.000	0-0	.000	0	2	2	0.9	0	2	1	0	0	0	1.2
at The Citadel	2/15/18	9		0-1	.000	0-0	.000	0-0	.000	0	2	2	0.9	1	3	1	0	0	0	1.1
at Mercer	02/17/18	4		0-1	.000	0-0	.000	0-0	.000	0	0	0	0.9	0	1	1	0	0	0	1.1
at Wofford	2/20/18	11		1-2	.500	0-0	.000	0-0	.000	0	1	1	0.9	2	1	1	0	1	2	1.1
CHATTANOOGA	02/23/18	13		0-1	.000	0-0	.000	0-0	.000	0	1	1	0.9	1	3	0	0	0	0	1.1
SAMFORD	02/25/18 *	15		1-2	.500	0-0	.000	0-0	.000	0	3	3	1.0	1	3	1	0	1	2	1.1
Totals		1	164	9-18	.500	0-0	.000	3-4	.750	1	18	19	1.0	15	22	10	0	7	21	1.1

Games played: 19  
 Minutes/game: 8.6  
 Points/game: 1.1  
 FG Pct: 50.0  
 FT Pct: 75.0

Rebounds/game: 1.0  
 Assists/game: 1.2  
 Turnovers/game: 0.5  
 Assist/turnover ratio: 2.2  
 Steals/game: 0.4

## JUSTIN JORDAN'S CAREER STATISTICS

			Total		3-Point		F-Throws		Rebounds											Scoring	
Season	gp-gs	min/avg	fg-fga	pct	fg-fga	pct	ft-fa	pct	off	def	tot	avg	pf	fo	ast	to	blk	stl	pts	avg	
2016-17	6-0	35/5.8	3-8	.375	1-2	.500	2-2	1.000	0	5	5	0.8	2	0	1	2	0	3	9	1.5	
2017-18	19-1	164/8.6	9-18	.500	0-0	.000	3-4	.750	1	18	19	1.0	15	0	22	10	0	7	21	1.1	
TOTAL	25-1	199/8.0	12-26	.462	1-2	.500	5-6	.833	1	23	24	1.0	17	0	23	12	0	10	30	1.2	





# 2017-18 UNCG MEN'S BASKETBALL



## Kyrin Galloway's Notebook

Scored a career-high 12 points off the bench against N.C. Wesleyan, hitting 6-of-8 from the field ... Scored 11 points off the bench against Longwood, hitting 4-of-6 from the field and grabbing five rebounds ... Grabbed a career-high 11 rebounds off the bench against UNCW ... Got his first start of the year against Southeastern ... Scored seven points on 3-of-3 shooting from the field and 1-of-1 from the free throw line against Wofford ... Scored 10 points in 23 minutes off the bench against ETSU, hitting 4-of-7 from the field and 2-of-4 from 3-point land ... Scored eight points, grabbed six rebounds and posted three assists at Samford ... Scored a career-high 14 points, hitting 6-of-6 from the field and 2-of-2 from 3-point land at Chattanooga ... Blocked three shots against ETSU, helping team set single-game record with 14 blocks ... Scored 12 points and grabbed six rebounds at The Citadel in 17 minutes ... Recorded a career-high 15 points in 17 minutes against Samford, hitting 6-of-7 from the field.

#14

KYRIN GALLOWAY

SOPHOMORE

### SEASON HIGHS

**Points** .....15 vs. Samford (2/25/18)  
**Rebounds** .....11 vs. UNCW (12/13/17)  
**Assists** .....3 at Samford (1/27/18)  
**Steals** ..... 2, three times  
**Blocks** .....3, two times  
**FG Made** ..... 6, three times  
**FG Att** ..... 8 vs. N.C. Wesleyan (11/15/17)  
**3FG Made** .....2, two times  
**3FG Att** ..... 4 at ETSU (1/11/18)  
**FT Made** .....4, two times  
**FT Att** .....7 vs. Longwood (11/21/17)

### CAREER HIGHS

**Points** .....15 vs. Samford (2/25/18)  
**Rebounds** .....11 vs. UNCW (12/13/17)  
**Assists** .....3 at Samford (1/27/18)  
**Steals** ..... 2, four times  
**Blocks** ..... 4 at Chattanooga (2/2/17)  
**FG Made** ..... 6, three times  
**FG Att** ..... 8 vs. N.C. Wesleyan (11/15/17)  
**3FG Made** .....2, two times  
**3FG Att** ..... 4 at ETSU (1/11/18)  
**FT Made** ..... 4, three times  
**FT Att** .....7 vs. Longwood (11/21/17)

Opponent	Date	gs	min	Total		3-Pointers		Free throws		Rebounds				pf	a	t/o	blk	stl	pts	avg
				fg-fga	pct	3fg-fga	pct	ft-fa	pct	off	def	tot	avg							
at Virginia	11/10/17		21	2-3	.667	1-2	.500	2-2	1.000	0	3	3	3.0	2	0	0	0	0	7	7.0
N.C. WESLEYAN	11/15/17		20	6-8	.750	0-0	.000	0-0	.000	3	1	4	3.5	0	0	1	1	2	12	9.5
FERRUM COLLEGE	11/17/17		15	1-1	1.000	1-1	1.000	0-0	.000	2	5	7	4.7	2	1	1	0	1	3	7.3
DELAWARE	11/20/17		18	1-2	.500	0-1	.000	0-0	.000	1	4	5	4.8	3	2	3	0	0	2	6.0
LONGWOOD	11/21/17		19	4-6	.667	0-2	.000	3-7	.429	3	2	5	4.8	3	0	1	0	0	11	7.0
at Wake Forest	11/24/17		16	2-3	.667	0-1	.000	0-2	.000	1	1	2	4.3	3	0	1	0	2	4	6.5
at Presbyterian	11/28/17		20	3-4	.750	2-2	1.000	0-1	.000	0	4	4	4.3	2	0	1	0	0	8	6.7
at Liberty	12/02/17		24	3-3	1.000	0-0	.000	0-0	.000	2	2	4	4.3	2	0	0	1	0	6	6.6
ELON	12/07/17		25	1-3	.333	0-1	.000	0-0	.000	1	6	7	4.6	2	0	0	0	0	2	6.1
UNCW	12/13/17		23	1-5	.200	0-1	.000	1-2	.500	3	8	11	5.2	1	0	0	1	2	3	5.8
at NC State	12/16/17		21	2-4	.500	0-1	.000	0-0	.000	1	5	6	5.3	1	0	0	0	0	4	5.6
UNC ASHEVILLE	12/19/17		12	1-3	.333	0-1	.000	0-0	.000	1	2	3	5.1	2	0	1	0	0	2	5.3
SOUTHEASTERN	12/21/17 *		14	2-2	1.000	0-0	.000	3-4	.750	2	0	2	4.8	5	0	1	0	0	7	5.5
WOFFORD	12/30/17		14	3-3	1.000	0-0	.000	1-1	1.000	1	0	1	4.6	2	1	0	0	0	7	5.6
at VMI	01/06/18		14	2-4	.500	0-0	.000	0-0	.000	1	3	4	4.5	0	0	2	0	0	4	5.5
at ETSU	01/11/18		23	4-7	.571	2-4	.500	0-0	.000	1	2	3	4.4	0	1	0	0	0	10	5.8
at Western Carolina	01/13/18		20	3-4	.750	1-2	.500	0-0	.000	0	4	4	4.4	2	0	1	1	0	7	5.8
THE CITADEL	01/18/18		22	1-6	.167	0-2	.000	2-3	.667	2	5	7	4.6	2	0	2	1	0	4	5.7
MERCER	01/20/18		18	0-1	.000	0-1	.000	1-2	.500	2	1	3	4.5	2	0	0	0	0	1	5.5
FURMAN	01/24/18		15	2-4	.500	0-0	.000	1-2	.500	0	1	1	4.3	1	0	1	2	0	5	5.5
at Samford	01/27/18		23	2-3	.667	0-0	.000	4-4	1.000	2	4	6	4.4	0	3	0	0	0	8	5.6
at Chattanooga	01/29/18		32	6-6	1.000	2-2	1.000	0-0	.000	1	3	4	4.4	5	0	0	0	1	14	6.0
VMI	02/01/18		20	2-6	.333	1-2	.500	1-2	.500	3	2	5	4.4	1	0	2	2	0	6	6.0
at Furman	02/07/18		22	2-4	.500	1-3	.333	0-0	.000	2	5	7	4.5	0	1	3	0	0	5	5.9
WESTERN CAROLINA	02/10/18		24	3-5	.600	0-2	.000	1-2	.500	0	3	3	4.4	0	0	2	1	0	7	6.0
ETSU	02/12/18		15	1-5	.200	0-2	.000	0-0	.000	0	3	3	4.4	3	0	1	3	0	2	5.8
at The Citadel	2/15/18		17	4-7	.571	0-0	.000	4-5	.800	1	5	6	4.4	2	0	1	0	0	12	6.0
at Mercer	02/17/18		20	2-3	.667	0-1	.000	0-0	.000	1	1	2	4.4	3	0	1	0	0	4	6.0
at Wofford	2/20/18 *		30	3-6	.500	0-2	.000	0-1	.000	4	2	6	4.4	2	1	0	1	1	6	6.0
CHATTANOOGA	02/23/18		23	3-5	.600	0-1	.000	1-2	.500	4	0	4	4.4	0	0	2	3	1	7	6.0
SAMFORD	02/25/18		17	6-7	.857	1-1	1.000	2-2	1.000	2	3	5	4.4	2	0	0	1	0	15	6.3
Totals		2	617	78-133	.586	12-38	.316	27-44	.614	47	90	137	4.4	55	10	28	18	10	195	6.3

Games played: 31  
 Minutes/game: 19.9  
 Points/game: 6.3  
 FG Pct: 58.6  
 3FG Pct: 31.6  
 FT Pct: 61.4

Rebounds/game: 4.4  
 Assists/game: 0.3  
 Turnovers/game: 0.9  
 Assist/turnover ratio: 0.4  
 Steals/game: 0.3  
 Blocks/game: 0.6

## KYRIN GALLOWAY'S CAREER STATISTICS

Season	gp-gs	min/avg	Total		3-Point		F-Throws		Rebounds				Scoring							
			fg-fga	pct	fg-fga	pct	ft-fga	pct	off	def	tot	avg	pf	fo	ast	to	blk	stl	pts	avg
2016-17	29-1	240/8.3	26-40	.650	0-1	.000	13-15	.867	23	41	64	2.2	27	0	7	6	15	6	65	2.2
2017-18	31-2	617/19.9	78-133	.586	12-38	.316	27-44	.614	47	90	137	4.4	55	2	10	28	18	10	195	6.3
TOTAL	60-3	857/14.3	104-173	.601	12-39	.308	40-59	.678	70	131	201	3.4	82	2	17	34	33	16	260	4.3



# 2017-18 UNCG MEN'S BASKETBALL



## Garrett Collins' Notebook

Scored three points and grabbed two rebounds against Ferrum ... Scored six points on 2-of-3 shooting from deep off the bench against N.C. State ... Scored a career-high 12 points in 15 minutes off the bench against Wofford, hitting 4-of-8 from 3-point land ... Tallied five points and three rebounds at The Citadel ... Scored nine points on 3-of-7 shooting from 3-point land at Wofford ... Scored five points off the bench against Chattanooga without hitting a 3-pointer ... Made his first career start against Samford on senior day.

#15

GARRETT COLLINS

SENIOR

### SEASON HIGHS

**Points** .....12 vs. Wofford (12/30/17)  
**Rebounds** ..... 5 vs. Wofford (12/30/17)  
**Assists** .....1, four times  
**Steals** .....1, seven times  
**Blocks** .....1, two times  
**FG Made** ..... 4 vs. Wofford (12/30/17)  
**FG Att** ..... 8 vs. Wofford (12/30/17)  
**3FG Made** ..... 4 vs. Wofford (12/30/17)  
**3FG Att** ..... 8 vs. Wofford (12/30/17)  
**FT Made** .....2, two times  
**FT Att** .....2, two times

### CAREER HIGHS

**Points** .....12 vs. Wofford (12/30/17)  
**Rebounds** .....5, two times  
**Assists** .....2, two times  
**Steals** ..... 1, 12 times  
**Blocks** ..... 1, six times  
**FG Made** ..... 4 vs. Wofford (12/30/17)  
**FG Att** ..... 8 vs. Wofford (12/30/17)  
**3FG Made** ..... 4 vs. Wofford (12/30/17)  
**3FG Att** ..... 8 vs. Wofford (12/30/17)  
**FT Made** .....2, six times  
**FT Att** .....2, six times

Opponent	Date	gs	min	Total		3-Pointers		Free throws		Rebounds				pf	a	t/o	blk	stl	pts	avg
				fg-fga	pct	3fg-fga	pct	ft-fa	pct	off	def	tot	avg							
at Virginia	11/10/17	0	0-1	.000	0-1	.000	0-0	.000	0	0	0	0.0	0	0	0	0	0	0	0	0.0
N.C. WESLEYAN	11/15/17	3	0-1	.000	0-1	.000	2-2	1.000	0	0	0	0.0	1	0	0	0	0	0	2	1.0
FERRUM COLLEGE	11/17/17	10	1-2	.500	1-2	.500	0-0	.000	0	2	2	0.7	0	1	0	0	1	3	1.7	
DELAWARE	11/20/17	dnp	-	-	-	-	-	-	-	-	-	-	-	-	-	-	-	-	-	-
LONGWOOD	11/21/17	2	2-3	.667	1-2	.500	0-0	.000	1	1	2	1.0	1	0	0	1	0	5	2.5	
at Wake Forest	11/24/17	0	0-0	.000	0-0	.000	0-0	.000	0	0	0	0.8	0	0	0	0	0	0	2.0	
at Presbyterian	11/28/17	dnp	-	-	-	-	-	-	-	-	-	-	-	-	-	-	-	-	-	-
at Liberty	12/02/17	3	0-1	.000	0-1	.000	0-0	.000	0	0	0	0.7	0	0	0	0	0	0	1.7	
ELON	12/07/17	6	0-0	.000	0-0	.000	0-0	.000	0	1	1	0.7	1	0	0	0	0	0	1.4	
UNCW	12/13/17	6	0-2	.000	0-2	.000	2-2	1.000	0	1	1	0.8	0	0	0	0	0	2	1.5	
at NC State	12/16/17	7	2-3	.667	2-3	.667	0-0	.000	0	0	0	0.7	0	0	0	0	1	6	2.0	
UNC ASHEVILLE	12/19/17	8	0-2	.000	0-2	.000	0-0	.000	2	0	2	0.8	2	0	0	0	0	0	1.8	
SOUTHEASTERN	12/21/17	16	0-2	.000	0-2	.000	0-0	.000	0	1	1	0.8	1	1	1	0	1	0	1.6	
WOFFORD	12/30/17	15	4-8	.500	4-8	.500	0-1	.000	1	4	5	1.2	1	0	1	0	0	12	2.5	
at VMI	01/06/18	6	1-1	1.000	1-1	1.000	0-0	.000	0	1	1	1.2	0	0	0	0	0	3	2.5	
at ETSU	01/11/18	11	0-2	.000	0-2	.000	0-0	.000	1	0	1	1.1	1	0	0	1	0	0	2.4	
at Western Carolina	01/13/18	3	1-2	.500	0-1	.000	0-0	.000	1	0	1	1.1	1	0	0	0	0	2	2.3	
THE CITADEL	01/18/18	8	2-2	1.000	1-1	1.000	0-0	.000	0	1	1	1.1	0	0	1	0	0	5	2.5	
MERCER	01/20/18	4	0-1	.000	0-1	.000	0-0	.000	1	0	1	1.1	0	0	0	0	0	0	2.4	
FURMAN	01/24/18	4	0-0	.000	0-0	.000	0-0	.000	0	0	0	1.1	1	0	1	0	0	0	2.2	
at Samford	01/27/18	5	1-2	.500	1-2	.500	0-0	.000	0	0	0	1.0	0	0	0	0	0	3	2.3	
at Chattanooga	01/29/18	22	2-5	.400	2-5	.400	0-0	.000	0	3	3	1.1	0	1	1	0	1	6	2.5	
VMI	02/01/18	11	1-4	.250	0-3	.000	1-1	1.000	0	1	1	1.1	1	0	1	0	1	3	2.5	
at Furman	02/07/18	3	1-1	1.000	0-0	.000	0-0	.000	0	0	0	1.0	1	0	0	0	0	2	2.5	
WESTERN CAROLINA	02/10/18	4	1-1	1.000	0-0	.000	2-2	1.000	0	0	0	1.0	0	0	0	0	0	4	2.5	
ETSU	02/12/18	1	0-0	.000	0-0	.000	0-0	.000	0	0	0	1.0	1	0	0	0	0	0	2.4	
at The Citadel	2/15/18	13	2-5	.400	1-4	.250	0-0	.000	0	3	3	1.0	2	1	0	0	1	5	2.5	
at Mercer	02/17/18	5	2-2	1.000	2-2	1.000	0-0	.000	1	0	1	1.0	0	0	0	0	0	6	2.7	
at Wofford	2/20/18	20	3-7	.429	3-7	.429	0-0	.000	1	1	2	1.1	2	0	0	0	1	9	2.9	
CHATTANOOGA	02/23/18	13	2-6	.333	0-3	.000	1-1	1.000	2	0	2	1.1	1	0	0	0	0	5	3.0	
SAMFORD	02/25/18	*	6	1-2	.500	0-1	.000	0-0	.000	1	3	4	1.2	0	0	0	0	2	2.9	
Totals		1	215	29-68	.426	19-57	.333	8-9	.889	12	23	35	1.2	18	4	6	2	7	85	2.9

Games played: 29  
 Minutes/game: 7.4  
 Points/game: 2.9  
 FG Pct: 42.6  
 3FG Pct: 33.3  
 FT Pct: 88.9

Rebounds/game: 1.2  
 Assists/game: 0.1  
 Turnovers/game: 0.2  
 Assist/turnover ratio: 0.7  
 Steals/game: 0.2  
 Blocks/game: 0.1

## GARRETT COLLINS' CAREER STATISTICS

			Total		3-Point		F-Throws		Rebounds										Scoring	
Season	gp-gs	min/avg	fg-fga	pct	fg-fga	pct	ft-fa	pct	off	def	tot	avg	pf	fo	ast	to	blk	stl	pts	avg
2014-15	9-0	28/3.1	5-7	.714	5-6	.833	0-0	.000	0	1	1	0.1	2	0	3	0	0	1	15	1.7
2015-16	16-0	89/5.6	7-16	.438	7-14	.500	6-6	1.000	4	14	18	1.1	5	0	2	2	3	1	27	1.7
2016-17	15-0	63/4.2	8-22	.364	6-19	.316	2-2	1.000	0	4	4	0.3	6	0	1	2	1	3	24	1.6
2017-18	29-1	215/7.4	29-68	.426	19-57	.333	8-9	.889	12	23	35	1.2	18	0	4	6	2	7	85	2.9
TOTAL	69-1	395/5.7	49-113	.434	37-96	.385	16-17	.941	16	42	58	0.8	31	0	10	10	6	12	151	2.2



# 2017-18 UNCG MEN'S BASKETBALL



## James Dickey's Notebook

Scored six points, grabbed eight rebounds and blocked two shots against Virginia .... Scored 14 points and grabbed seven rebounds against North Carolina Wesleyan, hitting 6-of-8 from the field ... Grabbed nine rebounds and scored eight points against Ferrum ... Grabbed 11 rebounds and posted a career-high five shots against Longwood ... Scored a career-high 18 points and grabbed 13 rebounds against Presbyterian for his first double-double of the year ... Grabbed 14 rebounds at Liberty while blocking three shots ... Scored nine points and grabbed eight rebounds against Elon, hitting 4-of-5 from the field ... Grabbe 10 rebounds, blocked five shots and posted three steals against UNCW ... Missed the game against Southeastern due to illness ... Scored 11 points and grabbed seven rebounds against Wofford while blocking three shots ... Scored 14 points and grabbed nine rebounds against VMI, hitting 6-of-7 from the free throw line ... Posted 10 points and eight rebounds against The Citadel, hitting 4-of-5 from the field ... Scored 12 points and grabbed nine rebounds against Furman, hitting 5-of-6 from the field ... Scored 10 points, all in the second half at Samford ... Notched a double-double against VMI, scoring 12 points and grabbing 10 rebounds while also handing out four assists ... Recorded a double-double against Furman, scoring 11 points and grabbing 12 rebounds while connecting on 5-of-7 from the field ... Scored 11 points and grabbed nine rebounds against Western Carolina ... Set a UNCG single-game record with eight blocks against ETSU, helping Spartans set team record with 14 rejections ... Posted a double-double of 10 points and 10 rebounds at The Citadel ... Scored 10 points and grabbed 12 rebounds against Wofford.

#21

JAMES DICKEY

SOPHOMORE

## SEASON HIGHS

**Points** ..... 18 at Presbyterian (11/28/17)  
**Rebounds** ..... 14 at Liberty (12/2/17)  
**Assists** ..... 4, two times  
**Steals** ..... 3, three times  
**Blocks** ..... 8 vs. ETSU (2/12/18)  
**FG Made** ..... 9 at Presbyterian (11/28/17)  
**FG Att** ..... 11 at Presbyterian (11/28/17)  
**3FG Made** ..... n/a  
**3FG Att** ..... n/a  
**FT Made** ..... 6 at VMI (1/6/18)  
**FT Att** ..... 8, three times

## CAREER HIGHS

**Points** ..... 18 at Presbyterian (11/28/17)  
**Rebounds** ..... 19 vs. The Citadel (3/4/17)  
**Assists** ..... 4, three times  
**Steals** ..... 3, four times  
**Blocks** ..... 8 vs. ETSU (2/12/18)  
**FG Made** ..... 9 at Presbyterian (11/28/17)  
**FG Att** ..... 11 at Presbyterian (11/28/17)  
**3FG Made** ..... n/a  
**3FG Att** ..... 1 at ETSU (1/12/17)  
**FT Made** ..... 6 at VMI (1/6/18)  
**FT Att** ..... 8, three times

				Total		3-Pointers		Free throws		Rebounds											
Opponent	Date	gs	min	fg-fga	pct	3fg-fga	pct	ft-fa	pct	off	def	tot	avg	pf	a	t/o	blk	stl	pts	avg	
at Virginia	11/10/17	*	29	3-5	.600	0-0	.000	0-0	.000	4	4	8	8.0	4	0	1	2	0	6	6.0	
N.C. WESLEYAN	11/15/17	*	24	6-8	.750	0-0	.000	2-2	1.000	2	5	7	7.5	3	2	1	3	1	14	10.0	
FERRUM COLLEGE	11/17/17	*	22	3-9	.333	0-0	.000	2-4	.500	7	2	9	8.0	0	1	4	3	2	8	9.3	
DELAWARE	11/20/17	*	35	5-8	.625	0-0	.000	2-2	1.000	1	7	8	8.0	1	1	1	4	3	12	10.0	
LONGWOOD	11/21/17	*	28	1-5	.200	0-0	.000	0-0	.000	4	7	11	8.6	1	1	5	5	1	2	8.4	
at Wake Forest	11/24/17	*	31	1-7	.143	0-0	.000	3-8	.375	5	3	8	8.5	4	3	2	0	3	5	7.8	
at Presbyterian	11/28/17	*	34	9-11	.818	0-0	.000	0-2	.000	5	8	13	9.1	3	2	2	0	0	18	9.3	
at Liberty	12/02/17	*	42	1-6	.167	0-0	.000	4-8	.500	6	8	14	9.8	4	0	1	3	0	6	8.9	
ELON	12/07/17	*	25	4-5	.800	0-0	.000	1-2	.500	1	7	8	9.6	2	0	2	0	0	9	8.9	
UNCW	12/13/17	*	25	2-5	.400	0-0	.000	1-2	.500	3	7	10	9.6	2	2	7	5	3	5	8.5	
at NC State	12/16/17	*	20	1-3	.333	0-0	.000	0-0	.000	1	2	3	9.0	5	1	1	1	1	2	7.9	
UNC ASHEVILLE	12/19/17	*	28	3-3	1.000	0-0	.000	4-6	.667	1	4	5	8.7	2	1	3	0	0	10	8.1	
SOUTHEASTERN	12/21/17	dnp				-	-	-	-	-	-	-	-	-	-	-	-	-	-	-	
WOFFORD	12/30/17	*	31	5-9	.556	0-0	.000	1-2	.500	4	3	7	8.5	1	0	1	3	1	11	8.3	
at VMI	01/06/18	*	30	4-11	.364	0-0	.000	6-7	.857	5	4	9	8.6	2	1	2	2	2	14	8.7	
at ETSU	01/11/18	*	17	2-10	.200	0-0	.000	1-4	.250	5	1	6	8.4	5	0	0	0	0	5	8.5	
at Western Carolina	01/13/18	*	28	0-2	.000	0-0	.000	0-0	.000	4	4	8	8.4	2	1	3	2	1	0	7.9	
THE CITADEL	01/18/18	*	26	4-5	.800	0-0	.000	2-2	1.000	2	6	8	8.4	3	2	2	3	0	10	8.1	
MERCER	01/20/18	*	34	4-4	1.000	0-0	.000	1-2	.500	2	6	8	8.3	2	1	3	2	0	9	8.1	
FURMAN	01/24/18	*	31	5-6	.833	0-0	.000	2-4	.500	2	7	9	8.4	1	0	4	2	1	12	8.3	
at Samford	01/27/18	*	25	5-9	.556	0-0	.000	0-0	.000	1	3	4	8.2	2	0	3	2	0	10	8.4	
at Chattanooga	01/29/18	*	25	3-4	.750	0-0	.000	2-2	1.000	3	5	8	8.1	5	1	3	3	1	8	8.4	
VMI	02/01/18	*	26	4-7	.571	0-0	.000	4-6	.667	4	6	10	8.2	0	4	0	1	0	12	8.5	
at Furman	02/07/18	*	24	5-7	.714	0-0	.000	1-2	.500	3	9	12	8.4	2	1	4	0	1	11	8.7	
WESTERN CAROLINA	02/10/18	*	23	3-8	.375	0-0	.000	5-8	.625	3	6	9	8.4	2	1	2	1	0	11	8.8	
ETSU	02/12/18	*	31	4-9	.444	0-0	.000	0-2	.000	0	7	7	8.4	2	2	4	8	0	8	8.7	
at The Citadel	2/15/18	*	28	4-7	.571	0-0	.000	2-2	1.000	3	7	10	8.4	2	1	3	1	0	10	8.8	
at Mercer	02/17/18	*	27	3-3	1.000	0-0	.000	5-7	.714	2	3	5	8.3	3	2	3	3	0	11	8.9	
at Wofford	2/20/18	*	31	4-8	.500	0-0	.000	2-7	.286	2	10	12	8.4	3	4	2	1	1	10	8.9	
CHATTANOOGA	02/23/18	*	19	5-6	.833	0-0	.000	1-1	1.000	0	7	7	8.4	3	1	3	4	1	11	9.0	
SAMFORD	02/25/18		27	3-7	.429	0-0	.000	0-0	.000	2	5	7	8.3	3	1	1	0	0	6	8.9	
Totals			29	826	106-197	.538	0-0	.000	54-94	.574	87	163	250	8.3	74	37	73	64	23	266	8.9

Games played: 30  
 Minutes/game: 27.5  
 Points/game: 8.9  
 FG Pct: 53.8  
 FT Pct: 57.4

Rebounds/game: 8.3  
 Assists/game: 1.2  
 Turnovers/game: 2.4  
 Assist/turnover ratio: 0.5  
 Steals/game: 0.8  
 Blocks/game: 2.1

## JAMES DICKEY'S CAREER STATISTICS

			Total		3-Point		F-Throws		Rebounds											Scoring	
Season	gp-gs	min/avg	fg-fga	pct	fg-fga	pct	ft-fa	pct	off	def	tot	avg	pf	fo	ast	to	blk	stl	pts	avg	
2016-17	33-10	729/22.1	85-147	.578	0-1	.000	37-69	.536	87	149	236	7.2	74	1	34	47	43	14	207	6.3	
2017-18	30-29	826/27.5	106-197	.538	0-0	.000	54-94	.574	87	163	250	8.3	74	3	37	73	64	23	266	8.9	
TOTAL	63-39	1555/24.7	191-344	.555	0-1	.000	91-163	.558	174	312	486	7.7	148	4	71	120	107	37	473	7.5	





# 2017-18 UNCG Men's BASKETBALL



## Isaiah Miller's Notebook

Scored six points on 2-of-4 shooting from the field and the free throw line against N.C. Wesleyan ... Scored a career-high 19 points in 17 minutes against Ferrum, hitting 8-of-11 from the field .. Scored 13 points, grabbed six rebounds and posted five steals at Liberty ... Scored 12 points off the bench hitting 5-of-7 from the field in 19 minutes of play ... Scored 10 points on 4-of-8 shooting against UNCW ... Added eight points in 13 minutes against N.C. State, hitting 4-of-7 from the field ... Scored 12 points and grabbed seven rebounds against Southeastern ... scored seven points and grabbed five rebounds against ETSU ... Tallied 13 points and five rebounds in 16 minutes of action off the bench against The Citadel ... Scored eight points and grabbed four rebounds in 12 minutes off the bench against Furman ... Scored 10 points, grabbed four rebounds, dished out three assists and posted two steals at Samford ... Scored 17 points at Chattanooga, hitting 7-of-12 from the field and 3-of-5 from the free throw line ... Added 11 points, five rebounds, three assists and two steals against VMI, hitting 5-of-7 from the field ... Dished out six assists against Western Carolina, while adding 10 points ... Scored 15 points, grabbed eight rebounds, posted four steals and dished out three assists at The Citadel ... Added 13 points and five rebounds off the bench against Wofford, hitting 6-of-11 from the field .... Scored a team-high 14 points against Chattanooga, hitting 7-of-11 from the field ... Scored 10 points and dished out four assists against Samford.

#24

ISAIAH MILLER

FRESHMAN

## SEASON HIGHS

**Points** .....19 vs. Ferrum (11/17/17)  
**Rebounds** ..... 8 at The Citadel (2/15/18)  
**Assists** .....6 vs. WCU (2/10/18)  
**Steals** ..... 5 at Liberty (12/2/17)  
**Blocks** .....n/a  
**FG Made** ..... 8 vs. Ferrum (11/17/17)  
**FG Att** ..... 13 at Liberty (12/2/17)  
**3FG Made** ..... 1 at Liberty (12/2/17)  
**3FG Att** .....2, two times  
**FT Made** ..... 3, three times  
**FT Att** .....5, two times

## CAREER HIGHS

**Points** .....19 vs. Ferrum (11/17/17)  
**Rebounds** ..... 8 at The Citadel (2/15/18)  
**Assists** .....6 vs. WCU (2/10/18)  
**Steals** ..... 5 at Liberty (12/2/17)  
**Blocks** .....n/a  
**FG Made** ..... 8 vs. Ferrum (11/17/17)  
**FG Att** ..... 13 at Liberty (12/2/17)  
**3FG Made** ..... 1 at Liberty (12/2/17)  
**3FG Att** .....2, two times  
**FT Made** ..... 3, three times  
**FT Att** .....5, two times

## 2017-18 UNCG Men's Basketball UNCG Individual Game-by-Game (as of Feb 27, 2018) All games

### #24 Isaiah Miller

Opponent	Date	gs	min	Total		3-Pointers		Free throws		Rebounds				pf	a	t/o	blk	stl	pts	avg
				fg-fga	pct	3fg-fga	pct	ft-fa	pct	off	def	tot	avg							
at Virginia	11/10/17	7	1-3	.333	0-0	.000	0-0	.000	0	0	0	0.0	3	0	0	0	1	2	2.0	
N.C. WESLEYAN	11/15/17	15	2-4	.500	0-0	.000	2-4	.500	1	0	1	0.5	3	0	1	0	1	6	4.0	
FERRUM COLLEGE	11/17/17	17	8-11	.727	0-2	.000	3-4	.750	0	3	3	1.3	0	3	4	0	4	19	9.0	
DELAWARE	11/20/17	14	1-3	.333	0-0	.000	1-2	.500	0	1	1	1.3	0	0	0	0	1	3	7.5	
LONGWOOD	11/21/17	16	3-8	.375	0-1	.000	0-0	.000	2	2	4	1.8	3	0	0	0	0	6	7.2	
at Wake Forest	11/24/17	5	1-2	.500	0-1	.000	0-0	.000	0	1	1	1.7	0	1	0	0	0	2	6.3	
at Presbyterian	11/28/17	15	2-3	.667	0-1	.000	0-0	.000	0	0	0	1.4	3	1	0	0	0	4	6.0	
at Liberty	12/02/17	24	6-13	.462	1-2	.500	0-1	.000	1	5	6	2.0	5	2	3	0	5	13	6.9	
ELON	12/07/17	19	5-7	.714	0-0	.000	2-2	1.000	0	1	1	1.9	0	2	0	0	1	12	7.4	
UNCW	12/13/17	14	4-8	.500	0-1	.000	2-3	.667	0	0	0	1.7	2	0	0	0	2	10	7.7	
at NC State	12/16/17	13	4-7	.571	0-0	.000	0-2	.000	1	0	1	1.6	2	0	0	0	1	8	7.7	
UNC ASHEVILLE	12/19/17	14	2-5	.400	0-0	.000	0-2	.000	1	2	3	1.8	2	0	2	0	1	4	7.4	
SOUTHEASTERN	12/21/17	22	5-10	.500	0-0	.000	2-3	.667	3	4	7	2.2	2	3	5	0	3	12	7.8	
WOFFORD	12/30/17	14	1-2	.500	0-0	.000	0-0	.000	0	2	2	2.1	2	4	0	0	0	2	7.4	
at VMI	01/06/18	9	2-3	.667	0-0	.000	0-0	.000	1	0	1	2.1	4	1	3	0	2	4	7.1	
at ETSU	01/11/18	19	3-8	.375	0-0	.000	1-2	.500	3	2	5	2.3	3	1	0	0	1	7	7.1	
at Western Carolina	01/13/18	13	1-3	.333	0-1	.000	0-0	.000	4	2	6	2.5	1	0	4	0	1	2	6.8	
THE CITADEL	01/18/18	16	6-11	.545	0-0	.000	1-2	.500	4	1	5	2.6	1	0	0	0	2	13	7.2	
MERCER	01/20/18	17	3-9	.333	0-1	.000	2-2	1.000	0	1	1	2.5	2	1	1	0	0	8	7.2	
FURMAN	01/24/18	12	3-5	.600	0-0	.000	2-2	1.000	2	2	4	2.6	4	0	1	0	0	8	7.3	
at Samford	01/27/18	17	4-5	.800	0-0	.000	2-2	1.000	1	3	4	2.7	4	3	2	0	2	10	7.4	
at Chattanooga	01/29/18	26	7-12	.583	0-0	.000	3-5	.600	2	2	4	2.7	0	2	3	0	1	17	7.8	
VMI	02/01/18	18	5-7	.714	0-0	.000	1-1	1.000	1	4	5	2.8	2	3	2	0	2	11	8.0	
at Furman	02/07/18	13	2-4	.500	0-0	.000	0-0	.000	0	0	0	2.7	5	1	1	0	0	4	7.8	
WESTERN CAROLINA	02/10/18	21	5-7	.714	0-0	.000	0-0	.000	1	3	4	2.8	2	6	0	0	4	10	7.9	
ETSU	02/12/18	12	4-5	.800	0-0	.000	0-1	.000	2	1	3	2.8	4	1	1	0	1	8	7.9	
at The Citadel	2/15/18	21	6-9	.667	0-0	.000	3-5	.600	3	5	8	3.0	2	3	2	0	4	15	8.1	
at Mercer	02/17/18	21	3-8	.375	0-0	.000	3-4	.750	2	2	4	3.0	2	3	2	0	2	9	8.2	
at Wofford	2/20/18	18	6-11	.545	0-0	.000	1-1	1.000	4	1	5	3.1	1	2	0	0	1	13	8.3	
CHATTANOOGA	02/23/18	24	7-11	.636	0-0	.000	0-0	.000	2	1	3	3.1	2	3	1	1	1	14	8.5	
SAMFORD	02/25/18	21	5-8	.625	0-0	.000	0-0	.000	2	1	3	3.1	4	4	4	0	1	10	8.6	
Totals		0	507	117-212	.552	1-9	.111	31-50	.620	43	52	95	3.1	70	50	42	1	45	266	8.6

Games played: 31  
 Minutes/game: 16.4  
 Points/game: 8.6  
 FG Pct: 55.2  
 3FG Pct: 11.1  
 FT Pct: 62.0

Rebounds/game: 3.1  
 Assists/game: 1.6  
 Turnovers/game: 1.4  
 Assist/turnover ratio: 1.2  
 Steals/game: 1.5  
 Blocks/game: 0.0

## ISAIAH MILLER'S CAREER STATISTICS

			Total		3-Point		F-Throws		Rebounds											Scoring	
Season	gp-gs	min/avg	fg-fga	pct	fg-fga	pct	ft-fa	pct	off	def	tot	avg	pf	fo	ast	to	blk	stl	pts	avg	
2017-18	31-0	507/16.4	117-212	.552	1-9	.111	31-50	.620	43	52	95	3.1	70	2	50	42	1	45	266	8.6	
TOTAL	31-0	507/16.4	117-212	.552	1-9	.111	31-50	.620	43	52	95	3.1	70	2	50	42	1	45	266	8.6	



# 2017-18 UNCG Men's BASKETBALL



## Lloyd Burgess' Notebook

Scored six points and grabbed four rebounds in 11 minutes off the bench against N.C. Wesleyan.

#25

LLOYD BURGESS

JUNIOR

### SEASON HIGHS

**Points** ..... 6 vs. N.C. Wesleyan (11/15/17)

**Rebounds** . 4 vs. N.C. Wesleyan (11/15/17)

**Assists** .....

**Steals** .....

**Blocks** .....

**FG Made** ... 2 vs. N.C. Wesleyan (11/15/17)

**FG Att** ..... 2 vs. N.C. Wesleyan (11/15/17)

**3FG Made** .....

**3FG Att.** .....

**FT Made**.... 2 vs. N.C. Wesleyan (11/15/17)

**FT Att.**..... 4 vs. N.C. Wesleyan (11/15/17)

### CAREER HIGHS

**Points** ..... 8 vs. The Citadel (2/25/16)

**Rebounds** ..... 7 at WCU (1/11/16)

**Assists** ..... 1 vs. Belmont Abbey (12/12/15)

**Steals** .....

**Blocks** ..... 2 vs. S. Wesleyan (12/14/16)

**FG Made** ..... 3, two times

**FG Att** ..... 5 at Wofford (1/2/16)

**3FG Made** .....

**3FG Att.** .....

**FT Made**..... 4 vs. The Citadel (2/25/16)

**FT Att.**..... 6 vs. The Citadel (2/25/16)

## 2017-18 UNCG Men's Basketball UNCG Individual Game-by-Game (as of Feb 27, 2018) All games

### #25 Lloyd Burgess

				Total		3-Pointers		Free throws		Rebounds											
Opponent	Date	gs	min	fg-fga	pct	3fg-fga	pct	ft-fa	pct	off	def	tot	avg	pf	a	t/o	blk	stl	pts	avg	
at Virginia	11/10/17	dnp		-	-	-	-	-	-	-	-	-	-	-	-	-	-	-	-	-	
N.C. WESLEYAN	11/15/17	11		2-2	1.000	0-0	.000	2-4	.500	2	2	4	4.0	1	0	1	0	0	6	6.0	
FERRUM COLLEGE	11/17/17	10		1-1	1.000	0-0	.000	1-3	.333	2	1	3	3.5	3	0	2	0	0	3	4.5	
DELAWARE	11/20/17	dnp		-	-	-	-	-	-	-	-	-	-	-	-	-	-	-	-	-	
LONGWOOD	11/21/17	3		0-0	.000	0-0	.000	0-0	.000	0	1	1	2.7	1	0	0	0	0	0	3.0	
at Wake Forest	11/24/17	dnp		-	-	-	-	-	-	-	-	-	-	-	-	-	-	-	-	-	
at Presbyterian	11/28/17	dnp		-	-	-	-	-	-	-	-	-	-	-	-	-	-	-	-	-	
at Liberty	12/02/17	dnp		-	-	-	-	-	-	-	-	-	-	-	-	-	-	-	-	-	
ELON	12/07/17	4		0-0	.000	0-0	.000	0-0	.000	0	0	0	2.0	0	0	0	0	0	0	2.3	
UNCW	12/13/17	dnp		-	-	-	-	-	-	-	-	-	-	-	-	-	-	-	-	-	
at NC State	12/16/17	dnp		-	-	-	-	-	-	-	-	-	-	-	-	-	-	-	-	-	
UNC ASHEVILLE	12/19/17	dnp		-	-	-	-	-	-	-	-	-	-	-	-	-	-	-	-	-	
SOUTHEASTERN	12/21/17	5		0-0	.000	0-0	.000	0-0	.000	1	0	1	1.8	2	0	1	0	0	0	1.8	
WOFFORD	12/30/17	dnp		-	-	-	-	-	-	-	-	-	-	-	-	-	-	-	-	-	
at VMI	01/06/18	dnp		-	-	-	-	-	-	-	-	-	-	-	-	-	-	-	-	-	
at ETSU	01/11/18	dnp		-	-	-	-	-	-	-	-	-	-	-	-	-	-	-	-	-	
at Western Carolina	01/13/18	dnp		-	-	-	-	-	-	-	-	-	-	-	-	-	-	-	-	-	
THE CITADEL	01/18/18	dnp		-	-	-	-	-	-	-	-	-	-	-	-	-	-	-	-	-	
MERCER	01/20/18	dnp		-	-	-	-	-	-	-	-	-	-	-	-	-	-	-	-	-	
FURMAN	01/24/18	dnp		-	-	-	-	-	-	-	-	-	-	-	-	-	-	-	-	-	
at Samford	01/27/18	dnp		-	-	-	-	-	-	-	-	-	-	-	-	-	-	-	-	-	
at Chattanooga	01/29/18	dnp		-	-	-	-	-	-	-	-	-	-	-	-	-	-	-	-	-	
VMI	02/01/18	dnp		-	-	-	-	-	-	-	-	-	-	-	-	-	-	-	-	-	
at Furman	02/07/18	dnp		-	-	-	-	-	-	-	-	-	-	-	-	-	-	-	-	-	
WESTERN CAROLINA	02/10/18	dnp		-	-	-	-	-	-	-	-	-	-	-	-	-	-	-	-	-	
ETSU	02/12/18	dnp		-	-	-	-	-	-	-	-	-	-	-	-	-	-	-	-	-	
at The Citadel	2/15/18	dnp		-	-	-	-	-	-	-	-	-	-	-	-	-	-	-	-	-	
at Mercer	02/17/18	dnp		-	-	-	-	-	-	-	-	-	-	-	-	-	-	-	-	-	
at Wofford	2/20/18	dnp		-	-	-	-	-	-	-	-	-	-	-	-	-	-	-	-	-	
CHATTANOOGA	02/23/18	dnp		-	-	-	-	-	-	-	-	-	-	-	-	-	-	-	-	-	
SAMFORD	02/25/18	dnp		-	-	-	-	-	-	-	-	-	-	-	-	-	-	-	-	-	
Totals		0	33	3-3	1.000	0-0	.000	3-7	.429	5	4	9	1.8	7	0	4	0	0	9	1.8	

Games played: 5  
Minutes/game: 6.6  
Points/game: 1.8


Rebounds/game: 1.8  
Turnovers/game: 0.8

## LLOYD BURGESS' CAREER STATISTICS

			Total		3-Point		F-Throws		Rebounds											Scoring	
Season	gp-gs	min/avg	fg-fga	pct	fg-fga	pct	ft-fa	pct	off	def	tot	avg	pf	fo	ast	to	blk	stl	pts	avg	
2015-16	31-1	267/8.6	15-29	.517	0-0	.000	10-25	.400	25	41	66	2.1	58	0	5	9	9	3	40	1.3	
2016-17	10-0	75/7.5	5-8	.625	0-0	.000	3-8	.375	8	6	14	1.4	10	0	3	8	2	1	13	1.3	
2017-18	5-0	33/6.6	3-3	1.000	0-0	.000	3-7	.429	5	4	9	1.8	7	0	0	4	0	0	9	1.8	
TOTAL	46-1	375/8.2	23-40	.575	0-0	.000	16-40	.400	38	51	89	1.9	75	0	8	21	11	4	62	1.3	



# 2017-18 UNCG Men's BASKETBALL



#32

JORDY KUIPER

SENIOR

## SEASON HIGHS

**Points** ..... 16 at Samford (1/27/18)  
**Rebounds** ..... 11 vs. Southeastern (12/21/17)  
**Assists** ..... 4 at VMI (1/6/18)  
**Steals** ..... 2, two times  
**Blocks** ..... 2 vs. ETSU (2/12/18)  
**FG Made** ..... 5 at N.C. State (12/16/17)  
**FG Att** ..... 9, four times  
**3FG Made** ..... 4 at N.C. State (12/16/17)  
**3FG Att** ..... 7 at Liberty (12/2/17)  
**FT Made** ..... 2, three times  
**FT Att** ..... 3 at Liberty (12/2/17)

## CAREER HIGHS

**Points** ..... 16 at Samford (1/27/18)  
**Rebounds** ..... 12 vs. The Citadel (1/21/17)  
**Assists** ..... 5 at Indiana (11/28/14)  
**Steals** ..... 2, seven times  
**Blocks** ..... 2 vs. ETSU (2/12/18)  
**FG Made** ..... 6 vs. Samford (12/31/16)  
**FG Attempts** ..... 9, four times  
**3FG Made** ..... 4 at N.C. State (12/16/17)  
**3FG Att** ..... 7 at Liberty (12/2/17)  
**FT Made** ..... 3, three times  
**FT Att** ..... 4, three times

## Jordy Kuiper's Notebook

Scored five points and grabbed three rebounds against Virginia ... Scored 10 points and grabbed nine rebounds against N.C. Wesleyan, hitting 4-of-7 from the field including two 3-pointers ... Scored 11 points and grabbed six rebounds against Wake Forest, hitting three 3-pointers in the first half ... Scored seven points against Elon, hitting 3-of-6 from the field ... Grabbed eight rebounds and scored seven points against UNCW ... Scored a career-high 14 points in 32 minutes against N.C. State, hitting 4-of-5 from 3-point land ... Grabbed a season-high 11 rebounds against Southeastern ... Scored nine points and grabbed five rebounds against ETSU ... Scored a career-high 16 points at Samford, connecting on 4-of-5 from 3-point land and grabbed seven rebounds ... Tallied 10 points on 3-of-6 shooting, including a pair of 3-pointers, against VMI ... Scored 10 points on 4-of-7 shooting from the field, including a pair of 3-pointer at Furman ... Added a team-high 12 points, hitting 4-of-6 from floor and 2-of-3 from 3-point land ... Missed the game at Wofford due to illness ... Scored 10 points and grabbed five rebounds against Samford.

				Total		3-Pointers		Free throws		Rebounds										
Opponent	Date	gs	min	fg-fga	pct	3fg-fga	pct	ft-fa	pct	off	def	tot	avg	pf	a	t/o	blk	stl	pts	avg
at Virginia	11/10/17	*	29	1-4	.250	1-3	.333	2-2	1.000	1	2	3	3.0	3	1	4	0	2	5	5.0
N.C. WESLEYAN	11/15/17	*	19	4-7	.571	2-3	.667	0-0	.000	2	7	9	6.0	1	1	1	1	0	10	7.5
FERRUM COLLEGE	11/17/17	*	19	1-5	.200	0-0	.000	0-0	.000	2	4	6	6.0	2	1	2	0	0	2	5.7
DELAWARE	11/20/17	*	19	0-3	.000	0-2	.000	0-0	.000	1	1	2	5.0	4	0	1	1	0	0	4.3
LONGWOOD	11/21/17	*	28	3-7	.429	3-6	.500	0-0	.000	1	7	8	5.6	1	1	1	0	1	9	5.2
at Wake Forest	11/24/17	*	32	4-8	.500	3-6	.500	0-0	.000	2	4	6	5.7	2	3	2	0	1	11	6.2
at Presbyterian	11/28/17	*	17	1-5	.200	0-1	.000	1-1	1.000	1	1	2	5.1	2	1	2	0	0	3	5.7
at Liberty	12/02/17	*	42	1-9	.111	1-7	.143	2-3	.667	3	2	5	5.1	4	1	1	0	0	5	5.6
ELON	12/07/17	*	20	3-6	.500	1-2	.500	0-0	.000	1	2	3	4.9	2	0	1	0	1	7	5.8
UNCW	12/13/17	*	26	3-9	.333	1-6	.167	0-2	.000	3	5	8	5.2	4	1	0	1	1	7	5.9
at NC State	12/16/17	*	32	5-9	.556	4-5	.800	0-0	.000	1	3	4	5.1	1	2	1	0	0	14	6.6
UNC ASHEVILLE	12/19/17	*	33	3-7	.429	1-3	.333	2-3	.667	4	3	7	5.3	3	1	1	0	1	9	6.8
SOUTHEASTERN	12/21/17	*	31	2-8	.250	0-1	.000	2-2	1.000	3	8	11	5.7	1	2	2	0	0	6	6.8
WOFFORD	12/30/17	*	20	0-4	.000	0-4	.000	0-0	.000	1	1	2	5.4	4	1	1	0	0	0	6.3
at VMI	01/06/18	*	31	0-2	.000	0-2	.000	0-0	.000	2	4	6	5.5	2	4	0	0	0	0	5.9
at ETSU	01/11/18	*	28	4-6	.667	1-2	.500	0-0	.000	1	4	5	5.4	3	1	1	1	0	9	6.1
at Western Carolina	01/13/18	*	29	4-8	.500	1-4	.250	0-0	.000	1	3	4	5.4	3	2	1	0	0	9	6.2
THE CITADEL	01/18/18	*	25	2-6	.333	1-4	.250	1-2	.500	2	1	3	5.2	4	0	1	1	0	6	6.2
MERCER	01/20/18	*	33	3-7	.429	0-3	.000	2-4	.500	0	4	4	5.2	3	1	1	0	2	8	6.3
FURMAN	01/24/18	*	30	1-5	.200	0-2	.000	3-4	.750	1	3	4	5.1	3	2	0	0	1	5	6.3
at Samford	01/27/18	*	27	6-11	.545	4-5	.800	0-0	.000	3	4	7	5.2	3	0	5	0	1	16	6.7
at Chattanooga	01/29/18	*	15	2-6	.333	0-2	.000	0-0	.000	1	1	2	5.0	5	0	1	0	0	4	6.6
VMI	02/01/18	*	22	3-6	.500	2-4	.500	2-2	1.000	0	0	0	4.8	0	1	4	0	0	10	6.7
at Furman	02/07/18	*	32	4-7	.571	2-4	.500	0-0	.000	2	1	3	4.8	1	1	0	0	0	10	6.9
WESTERN CAROLINA	02/10/18	*	29	4-6	.667	2-3	.667	2-2	1.000	1	1	2	4.6	1	1	1	0	1	12	7.1
ETSU	02/12/18	*	33	2-7	.286	1-3	.333	0-0	.000	0	8	8	4.8	2	2	1	2	1	5	7.0
at The Citadel	2/15/18	*	22	1-4	.250	0-2	.000	0-0	.000	1	2	3	4.7	3	1	0	0	0	2	6.8
at Mercer	02/17/18	*	29	3-6	.500	1-2	.500	1-2	.500	1	3	4	4.7	2	1	1	0	0	8	6.9
at Wofford	2/20/18	dnp	-	-	-	-	-	-	-	-	-	-	-	-	-	-	-	-	-	-
CHATTANOOGA	02/23/18	*	25	2-5	.400	0-1	.000	0-0	.000	2	5	7	4.8	2	0	1	1	2	4	6.8
SAMFORD	02/25/18	*	29	4-9	.444	2-5	.400	0-1	.000	3	2	5	4.8	1	1	0	0	1	10	6.9
Totals		30	806	76-192	.396	34-97	.351	20-30	.667	47	96	143	4.8	72	34	38	8	16	206	6.9

Games played: 30  
 Minutes/game: 26.9  
 Points/game: 6.9  
 FG Pct: 39.6  
 3FG Pct: 35.1  
 FT Pct: 66.7


Rebounds/game: 4.8  
 Assists/game: 1.1  
 Turnovers/game: 1.3  
 Assist/turnover ratio: 0.9  
 Steals/game: 0.5  
 Blocks/game: 0.3

## JORDY KUIPER'S CAREER STATISTICS

			Total		3-Point		F-Throws		Rebounds											Scoring	
Season	gp-gs	min/avg	fg-fga	pct	fg-fga	pct	ft-fa	pct	off	def	tot	avg	pf	fo	ast	to	blk	stl	pts	avg	
2013-14	24-0	106/4.4	1-9	.111	0-0	.000	1-5	.200	6	18	24	1.0	19	0	0	9	0	0	3	0.1	
2014-15	24-3	339/14.1	32-55	.582	0-0	.000	15-21	.714	30	33	63	2.6	59	0	9	13	4	9	79	3.3	
2015-16	8-1	99/12.4	10-20	.500	0-2	.000	2-3	.667	9	11	20	2.5	16	0	3	5	0	4	22	2.8	
2016-17	35-24	698/19.9	78-147	.531	14-46	.304	16-26	.615	63	91	154	4.4	70	1	26	35	3	10	186	5.3	
2017-18	30-30	806/26.9	76-192	.396	34-97	.351	20-30	.667	47	96	143	4.8	72	1	34	38	8	16	206	6.9	
TOTAL	121-58	2048/16.9	197-423	.466	48-145	.331	54-85	.635	155	249	404	3.3	236	2	72	100	15	39	496	4.1	



# 2017-18 UNCG MEN'S BASKETBALL



Kaleb Hunter's Notebook

#44

KALEB HUNTER

FRESHMAN

## SEASON HIGHS

Points .....  
Rebounds .....  
Assists .....  
Steals .....  
Blocks .....  
FG Made .....  
FG Att .....  
3FG Made .....  
3FG Att .....  
FT Made .....  
FT Att .....

## CAREER HIGHS

Points .....  
Rebounds .....  
Assists .....  
Steals .....  
Blocks .....  
FG Made .....  
FG Att .....  
3FG Made .....  
3FG Att .....  
FT Made .....  
FT Att .....

## KALEB HUNTER'S CAREER STATISTICS





# 2017-18 UNCG Men's BASKETBALL



## 2017-18 UNCG Men's Basketball UNCG Combined Team Statistics (as of Feb 25, 2018) All games

RECORD:	OVERALL	HOME	AWAY	NEUTRAL
ALL GAMES	24-7	16-1	8-6	0-0
CONFERENCE	15-3	9-0	6-3	0-0
NON-CONFERENCE	9-4	7-1	2-3	0-0

#	Player	gp-gs	min	avg	Total		3-Point		F-Throw		Rebounds				pf	dq	a	to	blk	stl	pts	avg
					fg-fga	fg%	3fg-fga	3fg%	ft-fga	ft%	off	def	tot	avg								
10	Francis Alonso	31-31	907	29.3	158-372	.425	104-248	.419	80-90	.889	13	57	70	2.3	72	1	91	80	2	35	500	16.1
01	Marvin Smith	31-31	821	26.5	121-320	.378	71-206	.345	79-102	.775	51	115	166	5.4	75	2	29	35	14	26	392	12.6
21	James Dickey	30-29	826	27.5	106-197	.538	0-0	.000	54-94	.574	87	163	250	8.3	74	3	37	73	64	23	266	8.9
24	Isaiah Miller	31-0	507	16.4	117-212	.552	1-9	.111	31-50	.620	43	52	95	3.1	70	2	50	42	1	45	266	8.6
11	Demetrius Troy	31-30	777	25.1	76-198	.384	44-119	.370	19-31	.613	3	62	65	2.1	34	0	125	68	1	42	215	6.9
32	Jordy Kuiper	30-30	806	26.9	76-192	.396	34-97	.351	20-30	.667	47	96	143	4.8	72	1	34	38	8	16	206	6.9
14	Kyrin Galloway	31-2	617	19.9	78-133	.586	12-38	.316	27-44	.614	47	90	137	4.4	55	2	10	28	18	10	195	6.3
02	Malik Massey	22-0	349	15.9	31-80	.388	13-41	.317	15-21	.714	1	21	22	1.0	32	2	28	23	0	17	90	4.1
15	Garrett Collins	29-1	215	7.4	29-68	.426	19-57	.333	8-9	.889	12	23	35	1.2	18	0	4	6	2	7	85	2.9
00	Kylia Sykes	31-0	328	10.6	24-47	.511	7-22	.318	8-13	.615	20	23	43	1.4	50	1	21	18	8	18	63	2.0
25	Lloyd Burgess	5-0	33	6.6	3-3	1.000	0-0	.000	3-7	.429	5	4	9	1.8	7	0	0	4	0	0	9	1.8
13	Justin Jordan	19-1	164	8.6	9-18	.500	0-0	.000	3-4	.750	1	18	19	1.0	15	0	22	10	0	7	21	1.1
Team											39	52	91					9				
Total.....		31	6350		828-1840	.450	305-837	.364	347-495	.701	369	776	1145	36.9	574	14	451	434	118	246	2308	74.5
Opponents.....		31	6347		651-1576	.413	203-622	.326	456-626	.728	227	705	932	30.1	516	-	313	479	72	221	1961	63.3

TEAM STATISTICS	UNCG	OPP	Date	Opponent	Score	Att.
SCORING	2308	1961	11/10/17	at Virginia	L 48-60	13855
Points per game	74.5	63.3	11/15/17	N.C. WESLEYAN	W 82-48	1833
Scoring margin	+11.2	-	11/17/17	FERRUM COLLEGE	W 95-43	1767
FIELD GOALS-ATT	828-1840	651-1576	11/20/17	DELAWARE	W 79-66	2249
Field goal pct	.450	.413	11/21/17	LONGWOOD	W 71-40	1635
3 POINT FG-ATT	305-837	203-622	11/24/17	at Wake Forest	L 75-81	6810
3-point FG pct	.364	.326	11/28/17	at Presbyterian	L 72-74	230
3-pt FG made per game	9.8	6.5	12/02/17	at Liberty	Wo3 76-75	2294
FREE THROWS-ATT	347-495	456-626	12/07/17	ELON	W 75-44	2446
Free throw pct	.701	.728	12/13/17	UNCW	W 71-58	2307
F-Throws made per game	11.2	14.7	12/16/17	at NC State	W 81-76	13957
REBOUNDS	1145	932	12/19/17	UNC ASHEVILLE	L 60-67	2172
Rebounds per game	36.9	30.1	12/21/17	SOUTHEASTERN	W 85-67	1335
Rebounding margin	+6.9	-	* 12/30/17	WOFFORD	W 71-67	2420
ASSISTS	451	313	* 01/06/18	at VMI	W 63-61	571
Assists per game	14.5	10.1	* 01/11/18	at ETSU	L 58-68	5038
TURNOVERS	434	479	* 01/13/18	at Western Carolina	W 66-55	1237
Turnovers per game	14.0	15.5	* 01/18/18	THE CITADEL	W 72-58	3135
Turnover margin	+1.5	-	* 01/20/18	MERCER	Wot 70-66	2874
Assist/turnover ratio	1.0	0.7	* 01/24/18	FURMAN	W 71-61	2604
STEALS	246	221	* 01/27/18	at Samford	W 98-82	1629
Steals per game	7.9	7.1	* 01/29/18	at Chattanooga	Lo2 85-87	2503
BLOCKS	118	72	* 02/01/18	VMI	W 73-51	2572
Blocks per game	3.8	2.3	* 02/07/18	at Furman	W 80-67	1560
ATTENDANCE	43728	54514	* 02/10/18	WESTERN CAROLINA	W 65-48	1983
Home games-Avg/Game	17-2572	14-3894	* 02/12/18	ETSU	W 74-56	4179
Neutral site-Avg/Game	-	0-0	* 2/15/18	at The Citadel	W 82-66	479
			* 02/17/18	at Mercer	L 74-77	2899
			* 2/20/18	at Wofford	W 76-66	1452
			* 02/23/18	CHATTANOOGA	W 72-51	5062
			* 02/25/18	SAMFORD	W 88-75	3155

\* = Conference game



# 2017-18 UNCG Men's BASKETBALL



## 2017-18 UNCG Men's Basketball UNCG Combined Team Statistics (as of Feb 25, 2018) Conference games only

RECORD:	OVERALL	HOME	AWAY	NEUTRAL
ALL GAMES	15-3	9-0	6-3	0-0
CONFERENCE	15-3	9-0	6-3	0-0
NON-CONFERENCE	0-0	0-0	0-0	0-0

#	Player	gp-gs	min	avg	Total		3-Point		F-Throw		Rebounds						a	to	blk	stl	pts	avg
					fg-fga	fg%	3fg-fga	3fg%	ft-fa	ft%	off	def	tot	avg	pf	dq						
10	Francis Alonso	18-18	535	29.7	84-207	.406	56-142	.394	45-50	.900	9	35	44	2.4	41	1	50	40	1	18	269	14.9
01	Marvin Smith	18-18	500	27.8	71-197	.360	44-127	.346	56-76	.737	31	74	105	5.8	43	1	18	18	10	14	242	13.4
21	James Dickey	18-17	483	26.8	67-122	.549	0-0	.000	35-58	.603	47	99	146	8.1	43	2	23	43	38	9	169	9.4
24	Isaiah Miller	18-0	312	17.3	73-128	.570	0-2	.000	19-27	.704	34	33	67	3.7	45	1	38	27	1	25	165	9.2
32	Jordy Kuiper	17-17	459	27.0	45-105	.429	17-52	.327	11-17	.647	22	47	69	4.1	42	1	19	19	5	9	118	6.9
14	Kyrin Galloway	18-1	369	20.5	49-86	.570	8-25	.320	18-26	.692	27	47	74	4.1	27	1	7	18	15	3	124	6.9
11	Demetrius Troy	18-17	464	25.8	43-106	.406	26-60	.433	12-15	.800	3	43	46	2.6	21	0	82	38	1	23	124	6.9
15	Garrett Collins	18-1	154	8.6	24-51	.471	15-41	.366	4-5	.800	9	17	26	1.4	12	0	2	5	1	4	67	3.7
02	Malik Massey	9-0	115	12.8	10-30	.333	4-15	.267	0-1	.000	0	5	5	0.6	12	0	5	10	0	7	24	2.7
13	Justin Jordan	12-1	113	9.4	6-15	.400	0-0	.000	3-4	.750	1	11	12	1.0	11	0	17	7	0	2	15	1.3
00	Kylia Sykes	18-0	171	9.5	8-19	.421	2-9	.222	3-5	.600	8	12	20	1.1	28	0	9	8	6	6	21	1.2
	Team										24	30	54				6					
	Total.....	18	3675		480-1066	.450	172-473	.364	206-284	.725	215	453	668	37.1	325	7	270	239	78	120	1338	74.3
	Opponents.....	18	3675		386-933	.414	134-374	.358	256-351	.729	138	396	534	29.7	294	-	189	256	51	123	1162	64.6

TEAM STATISTICS	UNCG	OPP	Date	Opponent	Score	Att.
SCORING	1338	1162	* 12/30/17	WOFFORD	w 71-67	2420
Points per game	74.3	64.6	* 01/06/18	at VMI	w 63-61	571
Scoring margin	+9.8	-	* 01/11/18	at ETSU	L 58-68	5038
FIELD GOALS-ATT	480-1066	386-933	* 01/13/18	at Western Carolina	w 66-55	1237
Field goal pct	.450	.414	* 01/18/18	THE CITADEL	w 72-58	3135
3 POINT FG-ATT	172-473	134-374	* 01/20/18	MERCER	Wot 70-66	2874
3-point FG pct	.364	.358	* 01/24/18	FURMAN	w 71-61	2604
3-pt FG made per game	9.6	7.4	* 01/27/18	at Samford	w 98-82	1629
FREE THROWS-ATT	206-284	256-351	* 01/29/18	at Chattanooga	Lo2 85-87	2503
Free throw pct	.725	.729	* 02/01/18	VMI	w 73-51	2572
F-Throws made per game	11.4	14.2	* 02/07/18	at Furman	w 80-67	1560
REBOUNDS	668	534	* 02/10/18	WESTERN CAROLINA	w 65-48	1983
Rebounds per game	37.1	29.7	* 02/12/18	ETSU	w 74-56	4179
Rebounding margin	+7.4	-	* 2/15/18	at The Citadel	w 82-66	479
ASSISTS	270	189	* 02/17/18	at Mercer	L 74-77	2899
Assists per game	15.0	10.5	* 2/20/18	at Wofford	w 76-66	1452
TURNOVERS	239	256	* 02/23/18	CHATTANOOGA	w 72-51	5062
Turnovers per game	13.3	14.2	* 02/25/18	SAMFORD	w 88-75	3155
Turnover margin	+0.9	-	* = Conference game			
Assist/turnover ratio	1.1	0.7				
STEALS	120	123				
Steals per game	6.7	6.8				
BLOCKS	78	51				
Blocks per game	4.3	2.8				
ATTENDANCE	27984	17368				
Home games-Avg/Game	9-3109	9-1930				
Neutral site-Avg/Game	-	0-0				

Score by Periods	1st	2nd	OT	OT2	Totals
UNCG	633	668	27	10	1338
Opponents	511	616	23	12	1162



# 2017-18 UNCG Men's BASKETBALL



## 2017-18 UNCG Men's Basketball UNCG Team Game-by-Game (as of Feb 27, 2018) All games

### TEAM STATISTICS

Opponent	Date	Score		Total		3-Pointers		Free throws		Rebounds				pf	a	t/o	blk	stl	pts	avg
				fg-fga	pct	3fg-fga	pct	ft-fa	pct	off	def	tot	avg							
at Virginia	11/10/17	48-60	L	15-51	.294	4-26	.154	14-18	.778	16	20	36	36.0	20	9	17	2	5	48	48.0
N.C. WESLEYAN	11/15/17	82-48	W	32-62	.516	8-26	.308	10-15	.667	14	29	43	39.5	15	16	15	7	9	82	65.0
FERRUM COLLEGE	11/17/17	95-43	W	35-63	.556	13-28	.464	12-20	.600	15	29	44	41.0	15	19	19	4	17	95	75.0
DELAWARE	11/20/17	79-66	W	25-53	.472	14-27	.519	15-18	.833	9	23	32	38.8	14	15	13	7	7	79	76.0
LONGWOOD	11/21/17	71-40	W	26-63	.413	11-35	.314	8-14	.571	15	28	43	39.6	18	15	19	6	12	71	75.0
at Wake Forest	11/24/17	75-81	L	25-51	.490	13-26	.500	12-22	.545	9	14	23	36.8	23	14	11	0	8	75	75.0
at Presbyterian	11/28/17	72-74	L	28-58	.483	10-23	.435	6-9	.667	11	20	31	36.0	19	13	13	0	6	72	74.6
at Liberty	12/02/17	76-75	Wot	24-79	.304	11-41	.268	17-27	.630	17	34	51	37.9	33	10	17	4	11	76	74.8
ELON	12/07/17	75-44	W	31-58	.534	10-27	.370	3-4	.750	4	28	32	37.2	10	14	8	1	13	75	74.8
UNCW	12/13/17	71-58	W	25-66	.379	9-29	.310	12-17	.706	13	28	41	37.6	21	14	12	7	12	71	74.4
at NC State	12/16/17	81-76	W	31-60	.517	12-24	.500	7-13	.538	10	24	34	37.3	20	16	13	1	8	81	75.0
UNC ASHEVILLE	12/19/17	60-67	L	22-54	.407	9-30	.300	7-12	.583	12	17	29	36.6	20	13	20	0	10	60	73.8
SOUTHEASTERN	12/21/17	85-67	W	29-56	.518	9-22	.409	18-22	.818	9	29	38	36.7	21	13	18	1	8	85	74.6
WOFFORD	12/30/17	71-67	W	24-52	.462	11-27	.407	12-16	.750	9	19	28	36.1	14	16	11	4	4	71	74.4
at VMI	01/06/18	63-61	W	22-57	.386	7-24	.292	12-14	.857	13	30	43	36.5	19	10	16	2	6	63	73.6
at ETSU	01/11/18	58-68	L	21-63	.333	7-24	.292	9-17	.529	18	17	35	36.4	20	9	11	2	1	58	72.6
at Western Carolina	01/13/18	66-55	W	26-53	.491	9-29	.310	5-7	.714	14	22	36	36.4	19	13	21	3	8	66	72.2
THE CITADEL	01/18/18	72-58	W	26-64	.406	11-30	.367	9-13	.692	15	29	44	36.8	15	14	14	5	9	72	72.2
MERCER	01/20/18	70-66	Wot	22-57	.386	8-28	.286	18-28	.643	11	21	32	36.6	20	11	9	4	7	70	72.1
FURMAN	01/24/18	71-61	W	22-47	.468	6-15	.400	21-28	.750	6	27	33	36.4	16	12	12	6	7	71	72.1
at Samford	01/27/18	98-82	W	34-53	.642	16-21	.762	14-16	.875	10	27	37	36.4	23	25	20	4	7	98	73.3
at Chattanooga	01/29/18	85-87	Lot	31-76	.408	9-38	.237	14-18	.778	15	27	42	36.7	28	15	11	4	9	85	73.8
VMI	02/01/18	73-51	W	26-64	.406	10-35	.286	11-14	.786	11	24	35	36.6	12	17	12	5	9	73	73.8
at Furman	02/07/18	80-67	W	30-56	.536	8-20	.400	12-14	.857	12	26	38	36.7	16	14	16	1	4	80	74.0
WESTERN CAROLINA	02/10/18	65-48	W	22-53	.415	6-23	.261	15-23	.652	11	25	36	36.6	14	15	14	4	10	65	73.7
ETSU	02/12/18	74-56	W	27-55	.491	11-20	.550	9-13	.692	8	32	40	36.8	21	13	14	14	6	74	73.7
at The Citadel	2/15/18	82-66	W	31-66	.470	9-27	.333	11-14	.786	10	37	47	37.1	19	15	14	3	8	82	74.0
at Mercer	02/17/18	74-77	L	25-56	.446	12-27	.444	12-17	.706	10	18	28	36.8	23	19	11	3	6	74	74.0
at Wofford	2/20/18	76-66	W	29-62	.468	11-27	.407	7-13	.538	15	26	41	37.0	14	17	11	2	7	76	74.1
CHATTANOOGA	02/23/18	72-51	W	30-68	.441	8-28	.286	4-6	.667	12	25	37	37.0	13	15	9	9	7	72	74.0
SAMFORD	02/25/18	88-75	W	32-64	.500	13-30	.433	11-13	.846	15	21	36	36.9	19	20	13	3	5	88	74.5
UNCG		2308		828-1840	.450	305-837	.364	347-495	.701	369	776	1145	36.9	574	451	434	118	246	2308	74.5
Opponents		1961		651-1576	.413	203-622	.326	456-626	.728	227	705	932	30.1	516	313	479	72	221	1961	63.3

Games played: 31  
Points/game: 74.5  
FG Pct: 45.0  
3FG Pct: 36.4  
FT Pct: 70.1

Rebounds/game: 36.9  
Assists/game: 14.5  
Turnovers/game: 14.0  
Assist/turnover ratio: 1.0  
Steals/game: 7.9  
Blocks/game: 3.8



# 2017-18 UNCG Men's BASKETBALL



## 2017-18 UNCG Men's Basketball UNCG Opponent Game-by-Game (as of Feb 27, 2018) All games

### OPPONENT STATISTICS

Opponent	Date	Score		Total		3-Pointers		Free throws		Rebounds				pf	a	t/o	blk	stl	pts	avg
				fg-fga	pct	3fg-fga	pct	ft-fa	pct	off	def	tot	avg							
at Virginia	11/10/17	48-60	L	18-42	.429	4-16	.250	20-24	.833	7	23	30	30.0	17	8	13	4	8	60	60.0
N.C. WESLEYAN	11/15/17	82-48	W	17-52	.327	5-17	.294	9-14	.643	9	19	28	29.0	20	7	20	3	10	48	54.0
FERRUM COLLEGE	11/17/17	95-43	W	16-50	.320	6-24	.250	5-7	.714	4	18	22	26.7	16	8	28	0	11	43	50.3
DELAWARE	11/20/17	79-66	W	24-53	.453	6-17	.353	12-15	.800	8	19	27	26.8	19	4	11	1	10	66	54.2
LONGWOOD	11/21/17	71-40	W	12-40	.300	4-14	.286	12-22	.545	3	24	27	26.8	16	4	26	2	7	40	51.4
at Wake Forest	11/24/17	75-81	L	24-39	.615	8-14	.571	25-32	.781	6	22	28	27.0	20	12	16	0	5	81	56.3
at Presbyterian	11/28/17	72-74	L	29-53	.547	10-27	.370	6-10	.600	8	21	29	27.3	13	15	12	2	7	74	58.9
at Liberty	12/02/17	76-75	Wot	19-58	.328	4-23	.174	33-42	.786	8	45	53	30.5	24	8	21	2	8	75	60.9
ELON	12/07/17	75-44	W	17-49	.347	4-28	.143	6-7	.857	4	23	27	30.1	4	11	16	0	3	44	59.0
UNCW	12/13/17	71-58	W	20-61	.328	4-14	.286	14-22	.636	16	30	46	31.7	15	9	17	3	6	58	58.9
at NC State	12/16/17	81-76	W	25-50	.500	7-20	.350	19-28	.679	5	23	28	31.4	16	17	9	2	7	76	60.5
UNC ASHEVILLE	12/19/17	60-67	L	22-46	.478	4-19	.211	19-26	.731	8	23	31	31.3	20	11	18	1	11	67	61.0
SOUTHEASTERN	12/21/17	85-67	W	22-50	.440	3-15	.200	20-26	.769	3	19	22	30.6	22	10	16	1	5	67	61.5
WOFFORD	12/30/17	71-67	W	25-54	.463	12-26	.462	5-9	.556	11	20	31	30.6	19	14	14	3	4	67	61.9
at VMI	01/06/18	63-61	W	19-49	.388	7-19	.368	16-23	.696	5	23	28	30.5	17	9	12	2	9	61	61.8
at ETSU	01/11/18	58-68	L	24-46	.522	3-10	.300	17-26	.654	9	28	37	30.9	15	14	14	7	5	68	62.2
at Western Carolina	01/13/18	66-55	W	15-38	.395	5-12	.417	20-29	.690	5	14	19	30.2	11	7	15	2	10	55	61.8
THE CITADEL	01/18/18	72-58	W	21-54	.389	7-29	.241	9-15	.600	9	24	33	30.3	13	12	15	3	6	58	61.6
MERCER	01/20/18	70-66	Wot	20-50	.400	10-19	.526	16-20	.800	9	26	35	30.6	26	10	18	3	7	66	61.8
FURMAN	01/24/18	71-61	W	23-55	.418	6-23	.261	9-15	.600	8	20	28	30.5	21	6	14	0	6	61	61.8
at Samford	01/27/18	98-82	W	24-58	.414	9-26	.346	25-29	.862	9	10	19	29.9	14	11	8	3	11	82	62.7
at Chattanooga	01/29/18	85-87	Lot	24-56	.429	10-21	.476	29-38	.763	9	34	43	30.5	14	13	15	4	4	87	63.8
VMI	02/01/18	73-51	W	18-44	.409	5-15	.333	10-14	.714	4	25	29	30.4	15	9	23	2	8	51	63.3
at Furman	02/07/18	80-67	W	25-50	.500	8-24	.333	9-15	.600	2	15	17	29.9	15	14	10	1	7	67	63.4
WESTERN CAROLINA	02/10/18	65-48	W	17-53	.321	5-21	.238	9-11	.818	10	23	33	30.0	17	8	19	5	5	48	62.8
ETSU	02/12/18	74-56	W	20-66	.303	5-19	.263	11-18	.611	19	23	42	30.5	15	4	10	4	5	56	62.5
at The Citadel	2/15/18	82-66	W	21-60	.350	13-37	.351	11-18	.611	6	26	32	30.5	18	14	15	4	10	66	62.7
at Mercer	02/17/18	74-77	L	23-41	.561	7-14	.500	24-29	.828	2	22	24	30.3	21	11	11	2	4	77	63.2
at Wofford	2/20/18	76-66	W	23-56	.411	8-23	.348	12-13	.923	8	23	31	30.3	14	10	11	3	7	66	63.3
CHATTANOOGA	02/23/18	72-51	W	20-53	.377	6-15	.400	5-8	.625	9	23	32	30.4	13	8	18	0	7	51	62.9
SAMFORD	02/25/18	88-75	W	24-50	.480	8-21	.381	19-21	.905	4	17	21	30.1	16	15	14	3	8	75	63.3
Opponents		1961		651-1576	.413	203-622	.326	456-626	.728	227	705	932	30.1	516	313	479	72	221	1961	63.3
UNCG		2308		828-1840	.450	305-837	.364	347-495	.701	369	776	1145	36.9	574	451	434	118	246	2308	74.5

Games played: 31  
Points/game: 63.3  
FG Pct: 41.3  
3FG Pct: 32.6  
FT Pct: 72.8

Rebounds/game: 30.1  
Assists/game: 10.1  
Turnovers/game: 15.5  
Assist/turnover ratio: 0.7  
Steals/game: 7.1  
Blocks/game: 2.3





# 2017-18 UNCG Men's BASKETBALL



## UNCG vs. THE CITADEL

### 2017-18 UNCG Men's Basketball UNCG Combined Team Statistics (as of Feb 27, 2018) vs. The Citadel

RECORD:	OVERALL	HOME	AWAY	NEUTRAL
ALL GAMES	2-0	1-0	1-0	0-0
CONFERENCE	2-0	1-0	1-0	0-0
NON-CONFERENCE	0-0	0-0	0-0	0-0

#	Player	gp-gs	min	avg	Total		3-Point		F-Throw		Rebounds				pf	dq	a	to	blk	stl	pts	avg
					fg-fga	fg%	3fg-fga	3fg%	ft-fga	ft%	off	def	tot	avg								
01	Marvin Smith	2-2	54	27.0	11-32	.344	7-20	.350	3-4	.750	5	9	14	7.0	2	0	4	3	1	4	32	16.0
24	Isaiah Miller	2-0	37	18.5	12-20	.600	0-0	.000	4-7	.571	7	6	13	6.5	3	0	3	2	0	6	28	14.0
21	James Dickey	2-2	54	27.0	8-12	.667	0-0	.000	4-4	1.000	5	13	18	9.0	5	0	3	5	4	0	20	10.0
11	Demetrius Troy	2-2	55	27.5	7-12	.583	6-9	.667	0-0	.000	1	7	8	4.0	1	0	10	5	0	3	20	10.0
14	Kyrin Galloway	2-0	39	19.5	5-13	.385	0-2	.000	6-8	.750	3	10	13	6.5	4	0	0	3	1	0	16	8.0
15	Garrett Collins	2-0	21	10.5	4-7	.571	2-5	.400	0-0	.000	0	4	4	2.0	2	0	1	1	0	1	10	5.0
02	Malik Massey	1-0	11	11.0	2-7	.286	1-4	.250	0-0	.000	0	1	1	1.0	2	0	0	2	0	0	5	5.0
10	Francis Alonso	2-2	53	26.5	4-14	.286	2-9	.222	0-0	.000	0	5	5	2.5	3	0	3	3	0	2	10	5.0
32	Jordy Kuiper	2-2	47	23.5	3-10	.300	1-6	.167	1-2	.500	3	3	6	3.0	7	0	1	1	1	0	8	4.0
00	Kylia Sykes	2-0	20	10.0	1-2	.500	1-2	.500	2-2	1.000	1	5	6	3.0	4	0	1	1	1	1	5	2.5
13	Justin Jordan	1-0	9	9.0	0-1	.000	0-0	.000	0-0	.000	0	2	2	2.0	1	0	3	1	0	0	0	0.0
Team											0	1	1					1				
Total.....		2	400		57-130	.438	20-57	.351	20-27	.741	25	66	91	45.5	34	0	29	28	8	17	154	77.0
Opponents.....		2	400		42-114	.368	20-66	.303	20-33	.606	15	50	65	32.5	31	-	26	30	7	16	124	62.0

TEAM STATISTICS	UNCG	OPP	Date	Opponent	Score	Att.
SCORING	154	124	* 01/18/18	THE CITADEL	w 72-58	3135
Points per game	77.0	62.0	* 2/15/18	at The Citadel	w 82-66	479
Scoring margin	+15.0	-	* = Conference game			
FIELD GOALS-ATT	57-130	42-114				
Field goal pct	.438	.368				
3 POINT FG-ATT	20-57	20-66				
3-point FG pct	.351	.303				
3-pt FG made per game	10.0	10.0				
FREE THROWS-ATT	20-27	20-33				
Free throw pct	.741	.606				
F-Throws made per game	10.0	10.0				
REBOUNDS	91	65				
Rebounds per game	45.5	32.5				
Rebounding margin	+13.0	-				
ASSISTS	29	26				
Assists per game	14.5	13.0				
TURNOVERS	28	30				
Turnovers per game	14.0	15.0				
Turnover margin	+1.0	-				
Assist/turnover ratio	1.0	0.9				
STEALS	17	16				
Steals per game	8.5	8.0				
BLOCKS	8	7				
Blocks per game	4.0	3.5				
ATTENDANCE	3135	479				
Home games-Avg/Game	1-3135	1-479				
Neutral site-Avg/Game	-	0-0				

Score by Periods	1st	2nd	Totals
UNCG	78	76	154
Opponents	60	64	124



# 2017-18 UNCG Men's BASKETBALL



## UNCG vs. VMI

### 2017-18 UNCG Men's Basketball UNCG Combined Team Statistics (as of Feb 27, 2018) vs. VMI

RECORD:	OVERALL	HOME	AWAY	NEUTRAL
ALL GAMES	2-0	1-0	1-0	0-0
CONFERENCE	2-0	1-0	1-0	0-0
NON-CONFERENCE	0-0	0-0	0-0	0-0

#	Player	gp-gs	min	avg	Total		3-Point		F-Throw		Rebounds				pf	dq	a	to	blk	stl	pts	avg
					fg-fga	fg%	3fg-fga	3fg%	ft-fga	ft%	off	def	tot	avg								
21	James Dickey	2-2	56	28.0	8-18	.444	0-0	.000	10-13	.769	9	10	19	9.5	2	0	5	2	3	2	26	13.0
10	Francis Alonso	2-2	59	29.5	7-23	.304	5-18	.278	6-7	.857	1	5	6	3.0	7	0	3	3	1	3	25	12.5
01	Marvin Smith	2-2	50	25.0	7-25	.280	4-16	.250	2-2	1.000	1	10	11	5.5	3	0	4	2	1	1	20	10.0
24	Isaiah Miller	2-0	27	13.5	7-10	.700	0-0	.000	1-1	1.000	2	4	6	3.0	6	0	4	5	0	4	15	7.5
11	Demetrius Troy	2-2	48	24.0	5-14	.357	2-9	.222	0-0	.000	0	5	5	2.5	2	0	3	3	0	3	12	6.0
32	Jordy Kuiper	2-2	53	26.5	3-8	.375	2-6	.333	2-2	1.000	2	4	6	3.0	2	0	5	4	0	0	10	5.0
14	Kyrin Galloway	2-0	34	17.0	4-10	.400	1-2	.500	1-2	.500	4	5	9	4.5	1	0	0	4	2	0	10	5.0
02	Malik Massey	1-0	21	21.0	2-4	.500	1-2	.500	0-0	.000	0	1	1	1.0	1	0	1	1	0	0	5	5.0
15	Garrett Collins	2-0	17	8.5	2-5	.400	1-4	.250	1-1	1.000	0	2	2	1.0	1	0	0	1	0	1	6	3.0
00	Kylia Sykes	2-0	21	10.5	2-3	.667	1-2	.500	0-0	.000	1	0	1	0.5	4	0	0	2	0	1	5	2.5
13	Justin Jordan	2-0	14	7.0	1-1	1.000	0-0	.000	0-0	.000	0	0	0	0.0	2	0	2	1	0	0	2	1.0
Team											4	8	12									
Total.....		2	400		48-121	.397	17-59	.288	23-28	.821	24	54	78	39.0	31	0	27	28	7	15	136	68.0
Opponents.....		2	400		37-93	.398	12-34	.353	26-37	.703	9	48	57	28.5	32	-	18	35	4	17	112	56.0

TEAM STATISTICS	UNCG	OPP	Date	Opponent	Score	Att.
SCORING	136	112	* 01/06/18	at VMI	w 63-61	571
Points per game	68.0	56.0	* 02/01/18	VMI	w 73-51	2572
Scoring margin	+12.0	-	* = Conference game			
FIELD GOALS-ATT	48-121	37-93				
Field goal pct	.397	.398				
3 POINT FG-ATT	17-59	12-34				
3-point FG pct	.288	.353				
3-pt FG made per game	8.5	6.0				
FREE THROWS-ATT	23-28	26-37				
Free throw pct	.821	.703				
F-Throws made per game	11.5	13.0				
REBOUNDS	78	57				
Rebounds per game	39.0	28.5				
Rebounding margin	+10.5	-				
ASSISTS	27	18				
Assists per game	13.5	9.0				
TURNOVERS	28	35				
Turnovers per game	14.0	17.5				
Turnover margin	+3.5	-				
Assist/turnover ratio	1.0	0.5				
STEALS	15	17				
Steals per game	7.5	8.5				
BLOCKS	7	4				
Blocks per game	3.5	2.0				
ATTENDANCE	2572	571				
Home games-Avg/Game	1-2572	1-571				
Neutral site-Avg/Game	-	0-0				

Score by Periods	1st	2nd	Totals
UNCG	78	58	136
Opponents	43	69	112



# 2017-18 UNCG Men's BASKETBALL



## UNCG vs. MERCER

### 2017-18 UNCG Men's Basketball UNCG Combined Team Statistics (as of Feb 27, 2018) vs. Mercer

RECORD:	OVERALL	HOME	AWAY	NEUTRAL
ALL GAMES	1-1	1-0	0-1	0-0
CONFERENCE	1-1	1-0	0-1	0-0
NON-CONFERENCE	0-0	0-0	0-0	0-0

#	Player	gp-gs	min	avg	Total		3-Point		F-Throw		Rebounds								a	to	blk	stl	pts	avg
					fg-fga	fg%	3fg-fga	3fg%	ft-fga	ft%	off	def	tot	avg	pf	dq								
10	Francis Alonso	2-2	61	30.5	10-25	.400	7-17	.412	8-9	.889	1	0	1	0.5	7	0	8	3	0	0	35	17.5		
01	Marvin Smith	2-2	60	30.0	7-21	.333	5-15	.333	4-9	.444	2	6	8	4.0	8	0	1	1	1	1	23	11.5		
11	Demetrius Troy	2-2	63	31.5	7-17	.412	5-9	.556	3-4	.750	1	7	8	4.0	4	0	11	2	0	6	22	11.0		
21	James Dickey	2-2	61	30.5	7-7	1.000	0-0	.000	6-9	.667	4	9	13	6.5	5	0	3	6	5	0	20	10.0		
24	Isaiah Miller	2-0	38	19.0	6-17	.353	0-1	.000	5-6	.833	2	3	5	2.5	4	0	4	3	0	2	17	8.5		
32	Jordy Kuiper	2-2	62	31.0	6-13	.462	1-5	.200	3-6	.500	1	7	8	4.0	5	0	2	2	0	2	16	8.0		
15	Garrett Collins	2-0	9	4.5	2-3	.667	2-3	.667	0-0	.000	2	0	2	1.0	0	0	0	0	0	0	6	3.0		
14	Kyrin Galloway	2-0	38	19.0	2-4	.500	0-2	.000	1-2	.500	3	2	5	2.5	5	0	0	1	0	0	5	2.5		
13	Justin Jordan	1-0	4	4.0	0-1	.000	0-0	.000	0-0	.000	0	0	0	0.0	0	0	1	1	0	0	0	0.0		
02	Malik Massey	1-0	14	14.0	0-2	.000	0-2	.000	0-0	.000	0	0	0	0.0	1	0	0	0	0	2	0	0.0		
00	Kylia Sykes	2-0	15	7.5	0-3	.000	0-1	.000	0-0	.000	2	0	2	1.0	4	0	0	1	1	0	0	0.0		
	Team										3	5	8											
	Total.....	2	425		47-113	.416	20-55	.364	30-45	.667	21	39	60	30.0	43	0	30	20	7	13	144	72.0		
	Opponents.....	2	425		43-91	.473	17-33	.515	40-49	.816	11	48	59	29.5	47	-	21	29	5	11	143	71.5		

TEAM STATISTICS	UNCG	OPP	Date	Opponent	Score	Att.
SCORING	144	143	* 01/20/18	MERCER	Wot 70-66	2874
Points per game	72.0	71.5	* 02/17/18	at Mercer	L 74-77	2899
Scoring margin	+0.5	-	* = Conference game			
FIELD GOALS-ATT	47-113	43-91				
Field goal pct	.416	.473				
3 POINT FG-ATT	20-55	17-33				
3-point FG pct	.364	.515				
3-pt FG made per game	10.0	8.5				
FREE THROWS-ATT	30-45	40-49				
Free throw pct	.667	.816				
F-Throws made per game	15.0	20.0				
REBOUNDS	60	59				
Rebounds per game	30.0	29.5				
Rebounding margin	+0.5	-				
ASSISTS	30	21				
Assists per game	15.0	10.5				
TURNOVERS	20	29				
Turnovers per game	10.0	14.5				
Turnover margin	+4.5	-				
Assist/turnover ratio	1.5	0.7				
STEALS	13	11				
Steals per game	6.5	5.5				
BLOCKS	7	5				
Blocks per game	3.5	2.5				
ATTENDANCE	2874	2899				
Home games-Avg/Game	1-2874	1-2899				
Neutral site-Avg/Game	-	0-0				

Score by Periods	1st	2nd	OT	Totals
UNCG	53	76	15	144
Opponents	55	77	11	143



# 2017-18 UNCG Men's BASKETBALL



## UNCG vs. WOFFORD

### 2017-18 UNCG Men's Basketball UNCG Combined Team Statistics (as of Feb 27, 2018) vs. The Citadel

RECORD:	OVERALL	HOME	AWAY	NEUTRAL
ALL GAMES	2-0	1-0	1-0	0-0
CONFERENCE	2-0	1-0	1-0	0-0
NON-CONFERENCE	0-0	0-0	0-0	0-0

#	Player	gp-gs	min	avg	Total		3-Point		F-Throw		Rebounds				pf	dq	a	to	blk	stl	pts	avg
					fg-fga	fg%	3fg-fga	3fg%	ft-fga	ft%	off	def	tot	avg								
01	Marvin Smith	2-2	54	27.0	11-32	.344	7-20	.350	3-4	.750	5	9	14	7.0	2	0	4	3	1	4	32	16.0
24	Isaiah Miller	2-0	37	18.5	12-20	.600	0-0	.000	4-7	.571	7	6	13	6.5	3	0	3	2	0	6	28	14.0
21	James Dickey	2-2	54	27.0	8-12	.667	0-0	.000	4-4	1.000	5	13	18	9.0	5	0	3	5	4	0	20	10.0
11	Demetrius Troy	2-2	55	27.5	7-12	.583	6-9	.667	0-0	.000	1	7	8	4.0	1	0	10	5	0	3	20	10.0
14	Kyrin Galloway	2-0	39	19.5	5-13	.385	0-2	.000	6-8	.750	3	10	13	6.5	4	0	0	3	1	0	16	8.0
15	Garrett Collins	2-0	21	10.5	4-7	.571	2-5	.400	0-0	.000	0	4	4	2.0	2	0	1	1	0	1	10	5.0
02	Malik Massey	1-0	11	11.0	2-7	.286	1-4	.250	0-0	.000	0	1	1	1.0	2	0	0	2	0	0	5	5.0
10	Francis Alonso	2-2	53	26.5	4-14	.286	2-9	.222	0-0	.000	0	5	5	2.5	3	0	3	3	0	2	10	5.0
32	Jordy Kuiper	2-2	47	23.5	3-10	.300	1-6	.167	1-2	.500	3	3	6	3.0	7	0	1	1	1	0	8	4.0
00	Kylia Sykes	2-0	20	10.0	1-2	.500	1-2	.500	2-2	1.000	1	5	6	3.0	4	0	1	1	1	1	5	2.5
13	Justin Jordan	1-0	9	9.0	0-1	.000	0-0	.000	0-0	.000	0	2	2	2.0	1	0	3	1	0	0	0	0.0
Team											0	1	1					1				
Total.....		2	400		57-130	.438	20-57	.351	20-27	.741	25	66	91	45.5	34	0	29	28	8	17	154	77.0
Opponents.....		2	400		42-114	.368	20-66	.303	20-33	.606	15	50	65	32.5	31	-	26	30	7	16	124	62.0

TEAM STATISTICS	UNCG	OPP	Date	Opponent	Score	Att.
SCORING	154	124	* 01/18/18	THE CITADEL	w 72-58	3135
Points per game	77.0	62.0	* 2/15/18	at The Citadel	w 82-66	479
Scoring margin	+15.0	-	* = Conference game			
FIELD GOALS-ATT	57-130	42-114				
Field goal pct	.438	.368				
3 POINT FG-ATT	20-57	20-66				
3-point FG pct	.351	.303				
3-pt FG made per game	10.0	10.0				
FREE THROWS-ATT	20-27	20-33				
Free throw pct	.741	.606				
F-Throws made per game	10.0	10.0				
REBOUNDS	91	65				
Rebounds per game	45.5	32.5				
Rebounding margin	+13.0	-				
ASSISTS	29	26				
Assists per game	14.5	13.0				
TURNOVERS	28	30				
Turnovers per game	14.0	15.0				
Turnover margin	+1.0	-				
Assist/turnover ratio	1.0	0.9				
STEALS	17	16				
Steals per game	8.5	8.0				
BLOCKS	8	7				
Blocks per game	4.0	3.5				
ATTENDANCE	3135	479				
Home games-Avg/Game	1-3135	1-479				
Neutral site-Avg/Game	-	0-0				

Score by Periods	1st	2nd	Totals
UNCG	78	76	154
Opponents	60	64	124





# 2017-18 UNCG Men's BASKETBALL



## UNCG vs. ETSU

### 2017-18 UNCG Men's Basketball UNCG Combined Team Statistics (as of Feb 27, 2018) vs. ETSU

RECORD:	OVERALL	HOME	AWAY	NEUTRAL
ALL GAMES	1-1	1-0	0-1	0-0
CONFERENCE	1-1	1-0	0-1	0-0
NON-CONFERENCE	0-0	0-0	0-0	0-0

#	Player	gp-gs	min	avg	Total		3-Point		F-Throw		Rebounds				pf	dq	a	to	blk	stl	pts	avg
					fg-fga	fg%	3fg-fga	3fg%	ft-fa	ft%	off	def	tot	avg								
10	Francis Alonso	2-2	61	30.5	10-24	.417	5-13	.385	5-5	1.000	0	2	2	1.0	5	0	3	5	0	2	30	15.0
01	Marvin Smith	2-2	43	21.5	6-16	.375	5-10	.500	7-11	.636	7	7	14	7.0	8	0	0	1	0	0	24	12.0
11	Demetrius Troy	2-2	53	26.5	6-12	.500	4-6	.667	3-3	1.000	1	5	6	3.0	1	0	5	6	0	1	19	9.5
24	Isaiah Miller	2-0	31	15.5	7-13	.538	0-0	.000	1-3	.333	5	3	8	4.0	7	0	2	1	0	2	15	7.5
32	Jordy Kuiper	2-2	61	30.5	6-13	.462	2-5	.400	0-0	.000	1	12	13	6.5	5	0	3	2	3	1	14	7.0
21	James Dickey	2-2	48	24.0	6-19	.316	0-0	.000	1-6	.167	5	8	13	6.5	7	1	2	4	8	0	13	6.5
14	Kyrin Galloway	2-0	38	19.0	5-12	.417	2-6	.333	0-0	.000	1	5	6	3.0	3	0	1	1	3	0	12	6.0
02	Malik Massey	1-0	16	16.0	2-7	.286	0-2	.000	0-0	.000	0	2	2	2.0	1	0	2	1	0	0	4	4.0
00	Kylia Sykes	2-0	24	12.0	0-0	.000	0-0	.000	1-2	.500	1	1	2	1.0	2	0	2	3	1	1	1	0.5
13	Justin Jordan	1-0	13	13.0	0-0	.000	0-0	.000	0-0	.000	0	2	2	2.0	0	0	2	1	0	0	0	0.0
15	Garrett Collins	2-0	12	6.0	0-2	.000	0-2	.000	0-0	.000	1	0	1	0.5	2	0	0	0	1	0	0	0.0
Team											4	2	6									
Total.....		2	400		48-118	.407	18-44	.409	18-30	.600	26	49	75	37.5	41	1	22	25	16	7	132	66.0
Opponents.....		2	400		44-112	.393	8-29	.276	28-44	.636	28	51	79	39.5	30	-	18	24	11	10	124	62.0

TEAM STATISTICS	UNCG	OPP	Date	Opponent	Score	Att.
SCORING	132	124	* 01/11/18	at ETSU	L 58-68	5038
Points per game	66.0	62.0	* 02/12/18	ETSU	W 74-56	4179
Scoring margin	+4.0	-	* = Conference game			
FIELD GOALS-ATT	48-118	44-112				
Field goal pct	.407	.393				
3 POINT FG-ATT	18-44	8-29				
3-point FG pct	.409	.276				
3-pt FG made per game	9.0	4.0				
FREE THROWS-ATT	18-30	28-44				
Free throw pct	.600	.636				
F-Throws made per game	9.0	14.0				
REBOUNDS	75	79				
Rebounds per game	37.5	39.5				
Rebounding margin	-2.0	-				
ASSISTS	22	18				
Assists per game	11.0	9.0				
TURNOVERS	25	24				
Turnovers per game	12.5	12.0				
Turnover margin	-0.5	-				
Assist/turnover ratio	0.9	0.8				
STEALS	7	10				
Steals per game	3.5	5.0				
BLOCKS	16	11				
Blocks per game	8.0	5.5				
ATTENDANCE	4179	5038				
Home games-Avg/Game	1-4179	1-5038				
Neutral site-Avg/Game	-	0-0				

Score by Periods	1st	2nd	Totals
UNCG	60	72	132
Opponents	59	65	124



# 2017-18 UNCG Men's BASKETBALL



## UNCG vs. FURMAN

### 2017-18 UNCG Men's Basketball UNCG Combined Team Statistics (as of Feb 27, 2018) vs. Furman

RECORD:	OVERALL	HOME	AWAY	NEUTRAL
ALL GAMES	2-0	1-0	1-0	0-0
CONFERENCE	2-0	1-0	1-0	0-0
NON-CONFERENCE	0-0	0-0	0-0	0-0

#	Player	gp-gs	min	avg	Total		3-Point		F-Throw		Rebounds				pf	dq	a	to	blk	stl	pts	avg
					fg-fga	fg%	3fg-fga	3fg%	ft-fa	ft%	off	def	tot	avg								
01	Marvin Smith	2-2	61	30.5	7-17	.412	5-10	.500	12-15	.800	1	7	8	4.0	4	0	1	0	2	1	31	15.5
10	Francis Alonso	2-2	60	30.0	8-18	.444	4-9	.444	9-10	.900	1	8	9	4.5	3	0	8	4	0	3	29	14.5
11	Demetrius Troy	2-2	54	27.0	9-15	.600	2-5	.400	3-3	1.000	0	5	5	2.5	1	0	9	5	0	3	23	11.5
21	James Dickey	2-2	55	27.5	10-13	.769	0-0	.000	3-6	.500	5	16	21	10.5	3	0	1	8	2	2	23	11.5
32	Jordy Kuiper	2-2	62	31.0	5-12	.417	2-6	.333	3-4	.750	3	4	7	3.5	4	0	3	0	0	1	15	7.5
24	Isaiah Miller	2-0	25	12.5	5-9	.556	0-0	.000	2-2	1.000	2	2	4	2.0	9	1	1	2	0	0	12	6.0
14	Kyrin Galloway	2-0	37	18.5	4-8	.500	1-3	.333	1-2	.500	2	6	8	4.0	1	0	1	4	2	0	10	5.0
13	Justin Jordan	1-0	11	11.0	2-4	.500	0-0	.000	0-0	.000	1	1	2	2.0	1	0	1	1	0	0	4	4.0
15	Garrett Collins	2-0	7	3.5	1-1	1.000	0-0	.000	0-0	.000	0	0	0	0.0	2	0	0	1	0	0	2	1.0
00	Kylia Sykes	2-0	16	8.0	1-2	.500	0-1	.000	0-0	.000	1	0	1	0.5	3	0	0	0	1	0	2	1.0
02	Malik Massey	1-0	12	12.0	0-4	.000	0-1	.000	0-0	.000	0	1	1	1.0	1	0	1	1	0	1	0	0.0
Team											2	3	5					2				
Total.....		2	400		52-103	.505	14-35	.400	33-42	.786	18	53	71	35.5	32	1	26	28	7	11	151	75.5
Opponents.....		2	400		48-105	.457	14-47	.298	18-30	.600	10	35	45	22.5	36	-	20	24	1	13	128	64.0

TEAM STATISTICS	UNCG	OPP	Date	Opponent	Score	Att.
SCORING	151	128	* 01/24/18	FURMAN	w 71-61	2604
Points per game	75.5	64.0	* 02/07/18	at Furman	w 80-67	1560
Scoring margin	+11.5	-	* = Conference game			
FIELD GOALS-ATT	52-103	48-105				
Field goal pct	.505	.457				
3 POINT FG-ATT	14-35	14-47				
3-point FG pct	.400	.298				
3-pt FG made per game	7.0	7.0				
FREE THROWS-ATT	33-42	18-30				
Free throw pct	.786	.600				
F-Throws made per game	16.5	9.0				
REBOUNDS	71	45				
Rebounds per game	35.5	22.5				
Rebounding margin	+13.0	-				
ASSISTS	26	20				
Assists per game	13.0	10.0				
TURNOVERS	28	24				
Turnovers per game	14.0	12.0				
Turnover margin	-2.0	-				
Assist/turnover ratio	0.9	0.8				
STEALS	11	13				
Steals per game	5.5	6.5				
BLOCKS	7	1				
Blocks per game	3.5	0.5				
ATTENDANCE	2604	1560				
Home games-Avg/Game	1-2604	1-1560				
Neutral site-Avg/Game	-	0-0				

Score by Periods	1st	2nd	Totals
UNCG	68	83	151
Opponents	65	63	128



# 2017-18 UNCG Men's BASKETBALL



## UNCG vs. WESTERN CAROLINA

### 2017-18 UNCG Men's Basketball UNCG Combined Team Statistics (as of Feb 27, 2018) vs. Western Carolin

RECORD:	OVERALL	HOME	AWAY	NEUTRAL
ALL GAMES	2-0	1-0	1-0	0-0
CONFERENCE	2-0	1-0	1-0	0-0
NON-CONFERENCE	0-0	0-0	0-0	0-0

#	Player	gp-gs	min	avg	Total		3-Point		F-Throw		Rebounds								a	to	blk	stl	pts	avg
					fg-fga	fg%	3fg-fga	3fg%	ft-fga	ft%	off	def	tot	avg	pf	dq								
01	Marvin Smith	2-2	60	30.0	9-23	.391	3-13	.231	7-8	.875	5	10	15	7.5	3	0	0	5	1	3	28	14.0		
10	Francis Alonso	2-2	61	30.5	9-24	.375	5-18	.278	2-3	.667	2	3	5	2.5	6	0	6	8	0	5	25	12.5		
32	Jordy Kuiper	2-2	58	29.0	8-14	.571	3-7	.429	2-2	1.000	2	4	6	3.0	4	0	3	2	0	1	21	10.5		
14	Kyrin Galloway	2-0	44	22.0	6-9	.667	1-4	.250	1-2	.500	0	7	7	3.5	2	0	0	3	2	0	14	7.0		
11	Demetrius Troy	2-2	51	25.5	4-11	.364	3-7	.429	1-3	.333	0	4	4	2.0	3	0	10	3	1	2	12	6.0		
24	Isaiah Miller	2-0	34	17.0	6-10	.600	0-1	.000	0-0	.000	5	5	10	5.0	3	0	6	4	0	5	12	6.0		
21	James Dickey	2-2	51	25.5	3-10	.300	0-0	.000	5-8	.625	7	10	17	8.5	4	0	2	5	3	1	11	5.5		
15	Garrett Collins	2-0	7	3.5	2-3	.667	0-1	.000	2-2	1.000	1	0	1	0.5	1	0	0	0	0	0	6	3.0		
00	Kylia Sykes	2-0	15	7.5	1-2	.500	0-1	.000	0-1	.000	0	2	2	1.0	4	0	0	1	0	0	2	1.0		
13	Justin Jordan	1-0	6	6.0	0-0	.000	0-0	.000	0-0	.000	0	1	1	1.0	1	0	0	0	0	0	0	0.0		
02	Malik Massey	1-0	13	13.0	0-0	.000	0-0	.000	0-1	.000	0	0	0	0.0	2	0	1	2	0	1	0	0.0		
	Team										3	1	4				2							
	Total.....	2	400		48-106	.453	15-52	.288	20-30	.667	25	47	72	36.0	33	0	28	35	7	18	131	65.5		
	Opponents.....	2	400		32-91	.352	10-33	.303	29-40	.725	15	37	52	26.0	28	-	15	34	7	15	103	51.5		

TEAM STATISTICS	UNCG	OPP	Date	Opponent	Score	Att.
SCORING	131	103	* 01/13/18	at Western Carolina	w 66-55	1237
Points per game	65.5	51.5	* 02/10/18	WESTERN CAROLINA	w 65-48	1983
Scoring margin	+14.0	-	* = Conference game			
FIELD GOALS-ATT	48-106	32-91				
Field goal pct	.453	.352				
3 POINT FG-ATT	15-52	10-33				
3-point FG pct	.288	.303				
3-pt FG made per game	7.5	5.0				
FREE THROWS-ATT	20-30	29-40				
Free throw pct	.667	.725				
F-Throws made per game	10.0	14.5				
REBOUNDS	72	52				
Rebounds per game	36.0	26.0				
Rebounding margin	+10.0	-				
ASSISTS	28	15				
Assists per game	14.0	7.5				
TURNOVERS	35	34				
Turnovers per game	17.5	17.0				
Turnover margin	-0.5	-				
Assist/turnover ratio	0.8	0.4				
STEALS	18	15				
Steals per game	9.0	7.5				
BLOCKS	7	7				
Blocks per game	3.5	3.5				
ATTENDANCE	1983	1237				
Home games-Avg/Game	1-1983	1-1237				
Neutral site-Avg/Game	-	0-0				

Score by Periods	1st	2nd	Totals
UNCG	55	76	131
Opponents	50	53	103



# 2017-18 UNCG Men's BASKETBALL



## UNCG vs. SAMFORD

### 2017-18 UNCG Men's Basketball UNCG Combined Team Statistics (as of Feb 27, 2018) vs. Samford

RECORD:	OVERALL	HOME	AWAY	NEUTRAL
ALL GAMES	2-0	1-0	1-0	0-0
CONFERENCE	2-0	1-0	1-0	0-0
NON-CONFERENCE	0-0	0-0	0-0	0-0

#	Player	gp-gs	min	avg	Total		3-Point		F-Throw		Rebounds				pf	dq	a	to	blk	stl	pts	avg
					fg-fga	fg%	3fg-fga	3fg%	ft-fga	ft%	off	def	tot	avg								
01	Marvin Smith	2-2	54	27.0	13-27	.481	10-18	.556	8-10	.800	4	8	12	6.0	6	0	6	1	2	1	44	22.0
10	Francis Alonso	2-2	57	28.5	11-18	.611	10-16	.625	6-6	1.000	1	4	5	2.5	2	0	7	5	0	0	38	19.0
32	Jordy Kuiper	2-2	56	28.0	10-20	.500	6-10	.600	0-1	.000	6	6	12	6.0	4	0	1	5	0	2	26	13.0
14	Kyrin Galloway	2-0	40	20.0	8-10	.800	1-1	1.000	6-6	1.000	4	7	11	5.5	2	0	3	0	1	0	23	11.5
24	Isaiah Miller	2-0	38	19.0	9-13	.692	0-0	.000	2-2	1.000	3	4	7	3.5	8	0	7	6	0	3	20	10.0
21	James Dickey	2-1	52	26.0	8-16	.500	0-0	.000	0-0	.000	3	8	11	5.5	5	0	1	4	2	0	16	8.0
13	Justin Jordan	2-1	28	14.0	2-4	.500	0-0	.000	3-4	.750	0	3	3	1.5	3	0	4	1	0	1	7	3.5
02	Malik Massey	1-0	6	6.0	1-1	1.000	1-1	1.000	0-0	.000	0	0	0	0.0	2	0	0	1	0	1	3	3.0
15	Garrett Collins	2-1	11	5.5	2-4	.500	1-3	.333	0-0	.000	1	3	4	2.0	0	0	0	0	0	0	5	2.5
00	Kylia Sykes	2-0	22	11.0	2-2	1.000	0-0	.000	0-0	.000	1	1	2	1.0	4	0	3	0	2	2	4	2.0
11	Demetrius Troy	2-1	36	18.0	0-2	.000	0-2	.000	0-0	.000	0	2	2	1.0	6	0	13	9	0	2	0	0.0
Team											2	2	4					1				
Total.....		2	400		66-117	.564	29-51	.569	25-29	.862	25	48	73	36.5	42	0	45	33	7	12	186	93.0
Opponents.....		2	400		48-108	.444	17-47	.362	44-50	.880	13	27	40	20.0	30	-	26	22	6	19	157	78.5

TEAM STATISTICS	UNCG	OPP	Date	Opponent	Score	Att.
SCORING	186	157	* 01/27/18	at Samford	w 98-82	1629
Points per game	93.0	78.5	* 02/25/18	SAMFORD	w 88-75	3155
Scoring margin	+14.5	-	* = Conference game			
FIELD GOALS-ATT	66-117	48-108				
Field goal pct	.564	.444				
3 POINT FG-ATT	29-51	17-47				
3-point FG pct	.569	.362				
3-pt FG made per game	14.5	8.5				
FREE THROWS-ATT	25-29	44-50				
Free throw pct	.862	.880				
F-Throws made per game	12.5	22.0				
REBOUNDS	73	40				
Rebounds per game	36.5	20.0				
Rebounding margin	+16.5	-				
ASSISTS	45	26				
Assists per game	22.5	13.0				
TURNOVERS	33	22				
Turnovers per game	16.5	11.0				
Turnover margin	-5.5	-				
Assist/turnover ratio	1.4	1.2				
STEALS	12	19				
Steals per game	6.0	9.5				
BLOCKS	7	6				
Blocks per game	3.5	3.0				
ATTENDANCE	3155	1629				
Home games-Avg/Game	1-3155	1-1629				
Neutral site-Avg/Game	-	0-0				

Score by Periods	1st	2nd	Totals
UNCG	100	86	186
Opponents	52	105	157





# 2017-18 UNCG Men's BASKETBALL



## UNCG vs. CHATTANOOGA

### 2017-18 UNCG Men's Basketball UNCG Combined Team Statistics (as of Feb 27, 2018) vs. Chattanooga

RECORD:	OVERALL	HOME	AWAY	NEUTRAL
ALL GAMES	1-1	1-0	0-1	0-0
CONFERENCE	1-1	1-0	0-1	0-0
NON-CONFERENCE	0-0	0-0	0-0	0-0

#	Player	gp-gs	min	avg	Total		3-Point		F-Throw		Rebounds				pf	dq	a	to	blk	stl	pts	avg
					fg-fga	fg%	3fg-fga	3fg%	ft-fa	ft%	off	def	tot	avg								
24	Isaiah Miller	2-0	50	25.0	14-23	.609	0-0	.000	3-5	.600	4	3	7	3.5	2	0	5	4	1	2	31	15.5
01	Marvin Smith	2-2	58	29.0	9-25	.360	5-18	.278	5-7	.714	3	12	15	7.5	8	1	0	0	1	2	28	14.0
10	Francis Alonso	2-2	59	29.5	9-30	.300	6-23	.261	3-4	.750	2	2	4	2.0	5	1	7	4	0	1	27	13.5
14	Kyrin Galloway	2-0	55	27.5	9-11	.818	2-3	.667	1-2	.500	5	3	8	4.0	5	1	0	2	3	2	21	10.5
21	James Dickey	2-2	44	22.0	8-10	.800	0-0	.000	3-3	1.000	3	12	15	7.5	8	1	2	6	7	2	19	9.5
15	Garrett Collins	2-0	35	17.5	4-11	.364	2-8	.250	1-1	1.000	2	3	5	2.5	1	0	1	1	0	1	11	5.5
11	Demetrius Troy	2-2	60	30.0	3-16	.188	2-9	.222	2-2	1.000	0	3	3	1.5	1	0	10	1	0	2	10	5.0
32	Jordy Kuiper	2-2	40	20.0	4-11	.364	0-3	.000	0-0	.000	3	6	9	4.5	7	1	0	2	1	2	8	4.0
00	Kylia Sykes	2-0	29	14.5	1-4	.250	0-1	.000	0-0	.000	1	2	3	1.5	2	0	2	0	0	1	2	1.0
02	Malik Massey	1-0	3	3.0	0-1	.000	0-1	.000	0-0	.000	0	0	0	0.0	1	0	0	0	0	1	0	0.0
13	Justin Jordan	2-0	17	8.5	0-2	.000	0-0	.000	0-0	.000	0	1	1	0.5	1	0	3	0	0	0	0	0.0
Team											4	5	9									
Total.....		2	450		61-144	.424	17-66	.258	18-24	.750	27	52	79	39.5	41	5	30	20	13	16	157	78.5
Opponents.....		2	450		44-109	.404	16-36	.444	34-46	.739	18	57	75	37.5	27	-	21	33	4	11	138	69.0

TEAM STATISTICS	UNCG	OPP	Date	Opponent	Score	Att.
SCORING	157	138	* 01/29/18	at Chattanooga	Lo2 85-87	2503
Points per game	78.5	69.0	* 02/23/18	CHATTANOOGA	W 72-51	5062
Scoring margin	+9.5	-	* = Conference game			
FIELD GOALS-ATT	61-144	44-109				
Field goal pct	.424	.404				
3 POINT FG-ATT	17-66	16-36				
3-point FG pct	.258	.444				
3-pt FG made per game	8.5	8.0				
FREE THROWS-ATT	18-24	34-46				
Free throw pct	.750	.739				
F-Throws made per game	9.0	17.0				
REBOUNDS	79	75				
Rebounds per game	39.5	37.5				
Rebounding margin	+2.0	-				
ASSISTS	30	21				
Assists per game	15.0	10.5				
TURNOVERS	20	33				
Turnovers per game	10.0	16.5				
Turnover margin	+6.5	-				
Assist/turnover ratio	1.5	0.6				
STEALS	16	11				
Steals per game	8.0	5.5				
BLOCKS	13	4				
Blocks per game	6.5	2.0				
ATTENDANCE	5062	2503				
Home games-Avg/Game	1-5062	1-2503				
Neutral site-Avg/Game	-	0-0				

Score by Periods	1st	2nd	OT	OT2	Totals
UNCG	72	63	12	10	157
Opponents	47	67	12	12	138



# 2017-18 UNCG MEN'S BASKETBALL



## VIRGINIA 60, UNCG 48

### UNCG 48 • 0-1

#	Player	Total		3-Ptr		Rebounds			PF	TP	A	TO	Blk	Stl	Min
		FG-FGA	FT-FTA	FG-FGA	FT-FTA	Off	Def	Tot							
11	Marvin Smith	r	2-12	2-8	6-6	4	5	9	4	12	0	0	0	0	29
21	James Dickey	r	3-5	0-0	0-0	4	4	8	4	6	0	1	2	0	29
32	Jordy Kuiper	r	1-4	1-3	2-2	1	2	3	3	5	1	4	0	2	29
10	Francis Alonso	g	3-12	0-6	3-4	2	1	3	1	9	3	5	0	1	31
11	Demetrius Troy	g	2-9	0-5	0-2	0	0	0	1	4	1	4	0	1	27
02	Kylia Sykes	g	1-1	0-0	0-0	2	2	4	1	2	2	1	0	0	14
02	Malik Massey	g	0-1	0-1	1-2	0	0	0	0	1	2	2	0	0	11
13	Justin Jordan	g	0-0	0-0	0-0	0	0	0	1	0	0	0	0	0	2
14	Kyrin Galloway	g	2-3	1-2	2-2	0	3	3	2	7	0	0	0	0	21
25	Garrett Collins	g	0-1	0-1	0-0	0	0	0	0	0	0	0	0	0	0+
14	Isaiah Miller	g	1-3	0-0	0-0	0	0	0	3	2	0	0	0	1	7
Team						3	3	6							
Totals			15-51	4-26	14-18	16	20	36	20	48	9	17	2	5	200

FG % 1st Half: 6-23 26.1% 2nd half: 9-28 32.1% Game: 15-51 29.4% Deadball Rebounds 1  
3FG % 1st Half: 0-12 0.0% 2nd half: 4-14 28.6% Game: 4-16 15.4%  
FT % 1st Half: 8-8 100.0 2nd half: 6-10 60.0% Game: 14-28 77.8%

### Virginia 60 • 1-0

#	Player	Total		3-Ptr		Rebounds			PF	TP	A	TO	Blk	Stl	Min
		FG-FGA	FT-FTA	FG-FGA	FT-FTA	Off	Def	Tot							
21	Isaiah Wilkins	r	3-6	0-0	3-4	1	7	8	2	9	2	0	3	2	36
33	Jack Salt	c	1-3	0-0	4-4	2	2	4	3	6	0	1	0	0	29
00	Devon Hall	g	4-5	1-1	4-4	1	5	6	4	13	2	4	0	0	29
05	Kyle Guy	g	3-8	2-4	8-10	0	0	0	1	16	3	0	0	3	34
11	Ty Jerome	g	3-10	1-7	0-0	0	2	2	3	7	1	3	0	2	28
12	De'Andre Hunter	g	0-2	0-1	0-0	0	0	0	1	0	1	0	1	0	10
23	Nigel Johnson	g	3-6	0-3	1-2	0	6	6	1	7	0	2	1	0	20
25	Mamadi Diakite	g	1-2	0-0	0-0	3	1	4	2	2	0	2	0	0	14
Team						0	0	0							
Totals			18-42	4-16	20-24	7	23	30	17	60	8	13	4	8	200

FG % 1st Half: 8-23 34.8% 2nd half: 10-19 52.6% Game: 18-42 42.9% Deadball Rebounds 1  
3FG % 1st Half: 2-9 22.2% 2nd half: 2-7 28.6% Game: 4-16 25.0%  
FT % 1st Half: 11-14 78.6% 2nd half: 9-10 90.0% Game: 20-24 83.3%

Officials: Mike Eades, Justin Porterfield, Patrick Harwood  
Technical fouls: UNCG=None, Virginia=None.  
Attendance: 13855

Score by periods	1st	2nd	Total
UNCG	20	28	48
Virginia	29	31	60

Points	In	Off	2nd	Fast	Bench
UNCG	Paint	T/O	Chance	Break	
VA	16	16	12	2	9

Last FG - UNCG 2nd-02:11, VA 2nd-02:16.  
Largest lead - UNCG by 2 1st-19:48, VA by 19 2nd-14:24.  
UNCG led for 01:38. VA led for 33:54. Game was tied for 04:28.

Score tied - 4 times.  
Lead changed - 1 time.

## UNCG 82, N.C. Wesleyan 48

### N.C. Wesleyan 48 • 0-0

#	Player	Total		3-Ptr		Rebounds			PF	TP	A	TO	Blk	Stl	Min
		FG-FGA	FT-FTA	FG-FGA	FT-FTA	Off	Def	Tot							
35	Robert Wilson	r	0-1	0-0	0-0	0	0	0	0	0	0	0	0	0	9
22	A.J. Frye	c	1-3	1-1	0-0	0	3	3	1	3	0	0	1	0	16
01	Adrian Moore	g	4-11	0-0	2-4	2	2	4	3	10	4	4	0	0	27
33	Chris Braswell	g	1-7	0-4	2-2	1	2	3	3	4	0	3	0	4	26
20	Justin Tankiewicz	g	4-10	3-7	3-4	1	1	2	2	14	0	0	0	3	25
02	Kaymon Mitchell	g	1-2	0-0	0-0	0	1	1	0	2	1	0	0	0	3
04	Ricardo Bullock	g	1-2	0-0	0-0	0	2	2	3	2	0	1	0	1	16
05	Vernon McWhite	g	1-1	0-0	0-0	1	3	4	1	2	0	0	0	0	6
10	Cameron Martin	g	1-4	1-3	0-0	0	1	1	0	3	0	3	0	0	15
13	Brian Frazier	g	0-1	0-0	0-0	1	0	1	1	0	0	0	0	0	6
14	Josh Covington	g	0-1	0-0	2-2	0	0	0	1	2	0	2	0	1	6
15	Damon McDowell	g	1-2	0-1	0-0	0	0	0	0	2	2	1	0	0	9
20	Greg Joseph	g	0-0	0-0	0-0	0	0	0	1	0	0	2	0	0	6
21	Gordon Brann	g	0-0	0-0	0-1	0	0	0	2	0	0	0	0	1	4
25	Chris Sause	g	1-3	0-0	0-0	0	0	0	1	2	0	2	0	0	8
42	Mitch Layton	g	0-0	0-0	0-0	0	2	2	0	0	0	0	1	0	7
45	Malique Judd	g	1-4	0-1	0-1	1	0	1	1	2	0	2	0	0	11
Team						2	2	4							
Totals			17-52	5-17	9-14	9	19	28	20	48	7	20	3	10	200

FG % 1st Half: 10-30 33.3% 2nd half: 7-22 31.8% Game: 17-52 32.7% Deadball Rebounds 2.1  
3FG % 1st Half: 2-11 18.2% 2nd half: 3-6 50.0% Game: 5-17 29.4%  
FT % 1st Half: 5-8 62.5% 2nd half: 4-6 66.7% Game: 9-14 64.3%

### UNCG 82 • 1-1

#	Player	Total		3-Ptr		Rebounds			PF	TP	A	TO	Blk	Stl	Min
		FG-FGA	FT-FTA	FG-FGA	FT-FTA	Off	Def	Tot							
11	Marvin Smith	r	6-12	4-10	0-0	0	3	3	0	16	2	1	1	0	22
21	James Dickey	r	6-8	0-0	2-2	2	5	7	3	14	2	1	3	1	24
32	Jordy Kuiper	r	4-7	2-3	0-0	2	7	9	1	10	1	1	1	0	19
10	Francis Alonso	g	1-6	0-4	0-0	0	3	3	2	2	2	1	1	1	23
11	Demetrius Troy	g	2-7	2-5	0-0	0	2	2	1	6	5	4	0	2	22
00	Kylia Sykes	g	1-2	0-1	2-2	3	2	5	3	4	2	2	0	2	12
02	Malik Massey	g	2-5	0-1	0-1	0	1	1	0	4	1	2	0	0	18
13	Justin Jordan	g	0-0	0-0	0-0	0	2	2	0	0	1	0	0	0	11
14	Kyrin Galloway	g	6-8	0-0	0-0	3	1	4	0	12	0	1	1	2	20
15	Garrett Collins	g	0-1	0-1	2-2	0	0	0	1	2	0	0	0	0	3
24	Isaiah Miller	g	2-4	0-0	2-4	1	0	1	3	6	0	1	0	1	15
25	Lloyd Burgess	g	2-2	0-0	2-4	2	2	4	1	6	0	1	0	0	11
Team						1	1	2							
Totals			32-62	8-26	10-15	14	29	43	15	82	16	15	7	9	200

FG % 1st Half: 19-33 57.6% 2nd half: 13-29 44.8% Game: 32-62 51.6% Deadball Rebounds 1  
3FG % 1st Half: 6-15 40.0% 2nd half: 2-11 18.2% Game: 8-26 30.8%  
FT % 1st Half: 3-4 75.0% 2nd half: 7-11 63.6% Game: 10-15 66.7%

Officials: Eddie Blanton, Ship Daniel, Alex Langley  
Technical fouls: N.C. Wesleyan=None, UNCG=None.  
Attendance: 1833

Score by periods	1st	2nd	Total
N.C. Wesleyan	27	21	48
UNCG	47	35	82

Points	In	Off	2nd	Fast	Bench
UNCG	Paint	T/O	Chance	Break	
NCGM	18	14	3	4	17

Last FG - NCGM 2nd-02:35, UNCG 2nd-00:40.  
Largest lead - NCGM None, UNCG by 35 2nd-03:11.  
UNCG led for 00:00. UNCG led for 39:51. Game was tied for 00:09.

Score tied - 0 times.  
Lead changed - 0 times.

## UNCG 95, FERRUM 43

### Ferrum College 43 • 1-0

#	Player	Total		3-Ptr		Rebounds			PF	TP	A	TO	Blk	Stl	Min
		FG-FGA	FT-FTA	FG-FGA	FT-FTA	Off	Def	Tot							
22	Josh Grimard	r	0-9	0-5	0-0	1	2	3	3	0	2	0	0	2	27
32	Nick Helton	r	1-4	1-4	0-0	0	0	0	1	3	2	2	0	0	16
01	D'Andre Mullen	g	2-3	0-0	2-2	0	2	2	2	6	2	7	0	2	21
04	Rashad Reed	g	1-5	0-1	1-2	0	1	1	1	3	0	2	0	0	22
12	Marcus Huff	g	5-11	2-5	0-1	1	5	6	2	12	0	3	0	3	24
05	RJ Turner	g	2-3	2-2	0-0	0	0	0	0	6	0	2	0	0	13
10	Lamar Claiborne	g	0-1	0-0	0-0	0	0	0	0	0	0	0	0	0	5
14	Chase Woodard	g	2-3	0-0	0-0	2	3	5	3	4	1	6	0	2	16
15	Jaylen Glover	g	0-3	0-3	2-2	0	0	0	0	2	0	0	0	1	8
20	Isaiah Ellison	g	0-1	0-1	0-0	0	0	0	0	0	0	1	0	0	4
21	Carrington Young	g	0-2	0-0	0-0	0	1	1	1	0	0	3	0	0	16
24	Ce'Darius Williams	g	2-3	1-2	0-0	0	0	0	0	5	0	0	0	1	7
25	Luka Otvaran	g	1-2	0-1	0-0	0	0	0	2	0	0	0	0	0	9
54	Adam Vaughn	g	0-0	0-0	0-0	0	0	0	3	0	1	0	0	0	12
Team						0	2	2							
Totals			16-50	6-24	5-7	4	18	22	16	43	8	28	0	11	200

FG % 1st Half: 9-27 33.3% 2nd half: 7-23 30.4% Game: 16-50 32.0% Deadball Rebounds 1  
3FG % 1st Half: 3-13 23.1% 2nd half: 3-11 27.3% Game: 6-24 25.0%  
FT % 1st Half: 3-5 60.0% 2nd half: 2-2 100.0% Game: 5-7 71.4%

### UNCG 95 • 2-1



# 2017-18 UNCG MEN'S BASKETBALL



## UNCG 71, LONGWOOD 40

### Longwood 40 • 0-4

#	Player	Total		3-Ptr		Rebounds			PF	TP	A	TO	Blk	Stl	Min
		FG-FGA	FT-FTA	FG-FGA	FT-FTA	Off	Def	Tot							
21	SMITH, JaShaun	1	0-2	0-1	1-2	0	1	1	1	1	1	1	0	0	25
24	GETER, Damarion	1	3-4	0-0	2-2	0	5	5	3	8	0	3	2	0	30
30	SHIELDS, Chris	1	1-4	0-1	0-0	0	3	3	2	2	0	3	0	1	24
02	ASHE, B.K.	g	6-13	2-5	3-4	2	2	4	3	17	2	8	0	3	33
12	GLOVER, Charles	g	0-4	0-2	3-4	0	3	3	0	3	1	2	0	1	27
00	EZEANI, Dominic		0-0	0-0	0-2	0	0	0	0	0	0	0	0	0	4
03	CHAPMAN, Kamil		2-7	2-4	1-2	0	2	2	2	7	0	4	0	0	20
20	CINTRON, Jordan		0-4	0-1	2-6	1	4	5	3	2	0	3	0	1	23
23	WILLIAMS, Boaz		0-2	0-0	0-0	0	2	2	2	0	0	2	0	1	14
Team						0	2	2							
Totals			12-40	4-14	12-22	3	24	27	16	40	4	26	2	7	200
FG % 1st Half: 9-20		45.0%	2nd half: 3-20		15.0%	Game: 12-40		30.0%	Deadball						
3FG % 1st Half: 3-6		50.0%	2nd half: 1-8		12.5%	Game: 4-14		28.6%	Rebounds						
FT % 1st Half: 8-10		80.0%	2nd half: 4-12		33.3%	Game: 12-22		54.5%	7						

### UNCG 71 • 4-1

#	Player	Total		3-Ptr		Rebounds			PF	TP	A	TO	Blk	Stl	Min
		FG-FGA	FT-FTA	FG-FGA	FT-FTA	Off	Def	Tot							
01	Marvin Smith	1	4-11	2-7	0-0	0	2	2	3	10	1	3	0	1	20
21	James Dickey	1	1-5	0-0	0-0	4	7	11	1	2	1	5	5	1	28
32	Jordy Kuiper	1	3-7	3-6	0-0	1	7	8	1	9	1	1	0	1	28
10	Francis Alonso	g	5-10	3-6	3-4	0	1	1	2	16	1	1	0	0	24
11	Demetrius Troy	g	2-7	1-6	0-1	0	2	2	1	5	6	5	0	1	23
00	Kyllia Sykes		0-2	0-2	0-0	1	0	1	1	0	3	1	0	1	10
02	Malik Massey		2-4	1-3	2-2	0	0	0	1	7	1	0	0	3	15
13	Justin Jordan		0-0	0-0	0-0	0	2	2	0	0	1	1	0	4	12
14	Kyrin Galloway		4-6	0-2	3-7	3	2	5	3	11	0	1	0	0	19
25	Garrett Collins		2-3	1-2	0-0	1	1	2	1	5	0	0	1	0	2
24	Isaiah Miller		3-8	0-1	0-0	2	2	4	3	6	0	0	0	0	16
25	Lloyd Burgess		0-0	0-0	0-0	0	1	1	1	0	0	0	0	0	3
Team						3	1	4			1				
Totals			26-63	11-35	8-14	15	28	43	18	71	15	19	6	12	200
FG % 1st Half: 13-33		39.4%	2nd half: 13-30		43.3%	Game: 26-63		41.3%	Deadball						
3FG % 1st Half: 6-20		30.0%	2nd half: 5-15		33.3%	Game: 11-35		31.4%	Rebounds						
FT % 1st Half: 1-2		50.0%	2nd half: 7-12		58.3%	Game: 8-14		57.1%	4						

Officials: Jerome Hall, Nelson Santiago, Jemel Spearman  
Technical fouls: Longwood-None. UNCG-None.  
Attendance: 1635

Score by periods	1st	2nd	Total
Longwood	29	11	40
UNCG	33	38	71

	In	Off	2nd	Fast	Bench
Points	Paint	T/O	Chance	Break	
UNCG	16	8	1	2	9
UNCG	20	30	19	10	29

Last FG - LWU 2nd-10:11, UNCG 2nd-00:30.  
Largest lead - LWU by 6 1st-13:32, UNCG by 31 2nd-00:30.  
LWU led for 05:05. UNCG led for 32:44. Game was tied for 01:38.

Score tied - 3 times.  
Lead changed - 4 times.

## PRESBYTERIAN 74, UNCG 72

### UNCG 72 • 4-3

#	Player	Total		3-Ptr		Rebounds			PF	TP	A	TO	Blk	Stl	Min
		FG-FGA	FT-FTA	FG-FGA	FT-FTA	Off	Def	Tot							
01	Marvin Smith	*	2-9	1-3	0-0	2	2	4	2	5	3	2	0	1	26
10	Francis Alonso	*	4-11	3-7	5-5	0	2	2	1	16	1	3	0	0	34
11	Demetrius Troy	*	6-9	3-6	0-0	0	2	2	1	15	1	1	0	4	27
21	James Dickey	*	9-11	0-0	0-2	5	8	13	3	18	2	2	0	0	34
32	Jordy Kuiper	*	1-5	0-1	1-1	1	1	2	2	3	1	2	0	0	17
00	Kyllia Sykes		0-1	0-0	0-0	0	0	0	2	0	1	1	0	1	8
02	Malik Massey		1-5	1-4	0-0	0	0	0	3	3	3	1	0	0	19
14	Kyrin Galloway		3-4	2-2	0-1	0	4	4	2	8	0	1	0	0	20
24	Isaiah Miller		2-3	0-0	0-0	0	0	0	3	4	1	0	0	0	15
Team						3	1	4							
Totals			28-58	10-23	6-9	11	20	31	19	72	13	13	0	6	200
FG % 1st Half: 14-29		48.3%	2nd half: 14-29		48.3%	Game: 28-58		48.3%	Deadball						
3FG % 1st Half: 5-10		50.0%	2nd half: 5-13		38.5%	Game: 10-23		43.5%	Rebounds						
FT % 1st Half: 3-5		60.0%	2nd half: 3-4		75.0%	Game: 6-9		66.7%	1						

### Presbyterian 74 • 3-5

#	Player	Total		3-Ptr		Rebounds			PF	TP	A	TO	Blk	Stl	Min
		FG-FGA	FT-FTA	FG-FGA	FT-FTA	Off	Def	Tot							
05	BELL, Davon	*	5-11	0-2	0-0	0	3	3	1	10	8	3	0	2	37
11	TETE, Arnel	*	5-5	0-0	2-4	1	2	4	6	1	12	0	0	2	33
14	DILLARD, Reggie	*	7-9	4-6	4-5	1	1	2	2	22	4	3	0	3	35
15	LEWIS, Francois	*	2-6	1-4	0-0	0	4	4	4	5	1	1	0	0	20
25	YOUNGER, J.C.	*	3-5	0-0	0-0	0	2	2	0	6	0	2	0	1	23
00	WITHERS, Jaron		0-0	0-0	0-0	0	0	0	1	0	0	1	0	0	5
03	CROUCH, Romeo		2-3	0-1	0-1	4	2	6	2	4	2	1	0	1	21
23	ARROYO, Ruben		0-0	0-0	0-0	0	1	1	0	0	0	0	0	0	1
32	KAY, Ethan		5-14	5-14	0-0	0	1	1	2	15	0	1	0	0	25
Team						1	3	4							
Totals			29-53	10-27	6-10	8	21	29	13	74	15	12	2	7	200
FG % 1st Half: 13-26		50.0%	2nd half: 16-27		59.3%	Game: 29-53		54.7%	Deadball						
3FG % 1st Half: 3-11		27.3%	2nd half: 7-16		43.8%	Game: 10-27		37.0%	Rebounds						
FT % 1st Half: 5-8		62.5%	2nd half: 1-2		50.0%	Game: 6-10		60.0%	0						

Officials: Ted Valentine, Nate Green, Tommy Morrissey  
Technical fouls: UNCG-James Dickey, Presbyterian-TETE, Arnel.  
Attendance: 230

Score by periods	1st	2nd	Total
UNCG	36	36	72
Presbyterian	34	40	74

	In	Off	2nd	Fast	Bench
Points	Paint	T/O	Chance	Break	
UNCG	32	16	9	2	15
PC	28	20	15	2	19

Last FG - UNCG 2nd-01:19, PC 2nd-00:01.  
Largest lead - UNCG by 15 1st-08:10, PC by 4 2nd-11:14.  
UNCG led for 26:51, PC led for 08:18. Game was tied for 04:51.

Score tied - 8 times.  
Lead changed - 13 times.

## WAKE FOREST 81, UNCG 75

### UNCG 75 • 4-2

#	Player		Total		3-Ptr		Rebounds			PF	TP	A	TO	Blk	Stl	Min
			FG-FGA	FT-FTA	FG-FGA	FT-FTA	Off	Def	Tot							
01	Marvin Smith	f	2-5	1-3	5-6	1	3	4	5	10	0	1	0	0	0	30
21	James Dickey	f	1-7	0-0	3-8	5	3	8	4	5	3	2	0	3	31	
32	Jordy Kuiper	f	4-8	3-6	0-0	2	4	6	2	11	3	2	0	1	32	
10	Francis Alonso		11-17	7-10	2-2	0	0	0	4	31	4	4	0	0	0	33
11	Demetrius Troy	g	2-6	1-3	2-3	0	0	0	0	7	1	1	0	2	25	
00	Kyllia Sykes		0-0	0-0	0-1	0	1	1	3	0	0	0	0	0	6	
02	Malik Massey		2-3	1-2	0-0	0	1	1	2	5	2	0	0	0	0	22
14	Kyrin Galloway		2-3	0-1	0-2	1	1	2	3	4	0	1	0	2	16	
15	Garrett Collins		0-0	0-0	0-0	0	0	0	0	0	0	0	0	0	0	0+
24	Isaiah Miller		1-2	0-1	0-0	0	1	1	0	2	1	0	0	0	0	5
Team																
Totals				25-51	13-26		9	14	23	23	75	14	11	0	8	200
FG % 1st Half:			10-28	35.7%	2nd half:	15-23	65.2%	Game:		25-51	49.0%	Deadball Rebounds				
3FG % 1st Half:			5-14	35.7%	2nd half:	8-12	66.7%	Game:		13-26	50.0%	5				
FT % 1st Half:			5-9	55.6%	2nd half:	7-13	53.8%	Game:		12-22	54.5%					



# 2017-18 UNCG Men's Basketball



## UNCG 75, ELON 44

### Elon 44 • 6-4

#	Player	Total		3-Ptr		Rebounds			PF	TP	A TO Blk Stl				Min
		FG-FGA	FG-FGA	FT-FTA	Off Def Tot	PF	TP	A TO Blk Stl							
00	Dawkins, Brian	1	3-9	0-4	1-1	0	4	4	0	7	0	2	0	1	27
01	Seibring, Tyler	1	4-9	1-5	2-2	1	7	8	1	11	2	1	0	1	32
02	Thompson, Dmitri	g	0-3	0-2	1-2	0	1	1	1	1	5	1	0	0	27
13	Swoope, Dainan	g	1-6	1-6	0-0	0	2	2	0	3	0	2	0	1	23
22	Santa Ana, Steven	g	2-6	0-4	2-2	1	4	5	1	6	1	1	0	0	27
03	Radja, Dujie	g	1-1	0-0	0-0	0	0	0	0	2	0	0	0	0	4
01	Fuller, Seth	g	0-1	0-1	0-0	0	0	0	0	0	0	0	0	0	4
12	Priddy, Nathan	g	1-4	1-2	0-0	1	0	1	0	3	1	4	0	0	14
20	Eberhardt, Sheldon	g	5-6	1-2	0-0	1	1	2	0	11	2	2	0	0	24
33	Wright, Simon	g	0-4	0-2	0-0	0	2	2	1	0	0	3	0	0	16
Team						0	2	2							
Totals			17-49	4-28	6-7	4	23	27	4	44	11	16	0	3	198
FG % 1st Half:		8-25	32.0%	2nd half:	9-24	37.5%	Game:	17-49	34.7%	Deadball Rebounds					
3FG % 1st Half:		2-16	12.5%	2nd half:	2-12	16.7%	Game:	4-28	14.3%						
FT % 1st Half:		1-1	100.0%	2nd half:	5-6	83.3%	Game:	6-7	85.7%						

### UNCG 75 • 6-3

#	Player	Total		3-Ptr		Rebounds			PF	TP	A TO Blk Stl				Min
		FG-FGA	FG-FGA	FT-FTA	Off Def Tot	PF	TP	A TO Blk Stl							
01	Marvin Smith	f	5-9	2-5	0-0	0	1	1	1	12	2	1	0	4	21
21	James Dickey	f	4-5	0-0	1-2	1	7	8	2	9	0	2	0	0	25
32	Jordy Kuiper	f	3-6	1-2	0-0	1	2	3	2	7	0	1	0	1	20
10	Francis Alonso	g	3-8	2-6	0-0	1	2	3	0	8	7	1	0	2	24
11	Demetrius Troy	g	3-8	2-6	0-0	0	3	3	0	8	1	1	0	2	18
00	Kylia Sykes	g	3-4	1-2	0-0	0	2	2	1	7	0	0	1	2	14
02	Malik Massey	g	3-7	2-5	0-0	0	0	0	0	8	2	2	0	1	21
13	Justin Jordan	g	1-1	0-0	0-0	0	0	0	1	2	0	0	0	0	3
14	Kyrin Galloway	g	1-3	0-1	0-0	1	6	7	2	2	0	0	0	0	25
15	Garrett Collins	g	0-0	0-0	0-0	0	1	1	1	0	0	0	0	0	6
24	Isaiah Miller	g	5-7	0-0	2-2	0	1	1	0	12	2	0	0	1	19
25	Lloyd Burgess	g	0-0	0-0	0-0	0	0	0	0	0	0	0	0	0	4
Team						0	3	3							
Totals			31-58	10-27	3-4	4	28	32	10	75	14	8	1	13	200
FG % 1st Half:		15-25	60.0%	2nd half:	16-33	48.5%	Game:	31-58	53.4%	Deadball Rebounds					
3FG % 1st Half:		4-12	33.3%	2nd half:	6-15	40.0%	Game:	10-27	37.0%						
FT % 1st Half:		1-2	50.0%	2nd half:	2-2	100.0%	Game:	3-4	75.0%						

Officials: Gary Maxwell, Tim Gattis, Roger Ayers  
Technical fouls: UNCG-None. UNCG-None.  
Attendance: 2446

Score by periods	1st	2nd	Total
UNCG	19	25	44
ELON	35	40	75

	In Paint	Off T/O	2nd Chance	Fast Break	Bench
Points UNCG	22	2	4	2	16
Points ELON	30	14	7	10	31

Last FG - ELON 2nd-01:03, UNCG 2nd-01:15.  
Largest lead - ELON None, UNCG by 31 2nd-02:05.  
ELON led for 00:00. UNCG led for 39:09. Game was tied for 00:51.

Score tied - 1 time.  
Lead changed - 0 times.

## UNCG 71, UNCW 58

### UNCG 58 • 2-6

#	Player	Total		3-Ptr		Rebounds			PF	TP	A TO Blk Stl				Min
		FG-FGA	FG-FGA	FT-FTA	Off Def Tot	PF	TP	A TO Blk Stl							
15	Cacok, Devontae	f	9-13	0-0	4-6	7	10	17	5	22	0	2	0	2	32
30	Bryan, Marcus	f	1-4	0-0	0-0	1	2	3	0	2	1	1	1	1	27
01	Fornes, Jaylen	g	2-7	1-2	1-2	1	4	5	3	6	1	3	0	3	23
04	Talley, Jordan	g	2-10	1-4	3-6	1	2	3	4	8	3	3	1	0	28
21	Taylor, Ty	g	4-12	2-4	6-8	1	9	10	1	16	1	2	0	0	29
03	Richmond, Jaquell	g	0-4	0-1	0-0	0	1	1	1	0	0	1	0	0	17
05	Gary, Jeffrey	g	0-2	0-1	0-0	0	0	0	0	0	1	2	0	0	11
12	Estime, Jay	g	1-2	0-0	0-0	2	0	2	0	2	2	1	0	0	16
13	Brown, Jacque	g	0-1	0-0	0-0	0	0	0	0	0	0	1	0	0	4
14	Powell, Nick	g	0-3	0-2	0-0	1	1	2	0	0	0	0	0	0	7
33	Kalina, Trey	g	1-3	0-0	0-0	2	0	2	1	2	0	1	1	0	6
Team						0	1	1							
Totals			20-61	4-14	14-22	16	30	46	15	58	9	17	3	6	200
FG % 1st Half:		11-35	31.4%	2nd half:	9-26	34.6%	Game:	20-61	32.8%	Deadball Rebounds					
3FG % 1st Half:		2-8	25.0%	2nd half:	2-6	33.3%	Game:	4-14	28.6%						
FT % 1st Half:		9-11	81.8%	2nd half:	5-11	45.5%	Game:	14-22	63.6%						

### UNCG 71 • 7-3

#	Player	Total		3-Ptr		Rebounds			PF	TP	A TO Blk Stl				Min
		FG-FGA	FG-FGA	FT-FTA	Off Def Tot	PF	TP	A TO Blk Stl							
01	Marvin Smith	f	5-11	3-7	2-2	1	5	6	4	15	1	0	0	0	26
21	James Dickey	f	2-5	0-0	1-2	3	7	10	2	5	2	7	0	3	25
32	Jordy Kuiper	f	3-9	1-6	0-2	3	5	8	4	7	1	0	1	1	26
10	Francis Alonso	g	6-11	5-8	2-2	0	0	0	4	19	3	5	0	0	26
11	Demetrius Troy	g	2-4	0-0	0-0	0	0	0	2	4	7	0	0	2	25
00	Kylia Sykes	g	1-4	0-1	0-0	2	0	2	1	2	0	0	0	0	9
02	Malik Massey	g	1-7	0-3	2-2	0	1	1	1	4	0	0	0	2	20
14	Kyrin Galloway	g	1-5	0-1	1-2	3	8	11	1	3	0	0	1	2	23
15	Garrett Collins	g	0-2	0-2	2-2	0	1	1	0	2	0	0	0	0	6
24	Isaiah Miller	g	4-8	0-1	2-3	0	0	0	2	10	0	0	0	2	14
Team						1	1	2							
Totals			25-66	9-29	12-17	13	28	41	21	71	14	12	7	12	200
FG % 1st Half:		12-37	32.4%	2nd half:	13-29	44.8%	Game:	25-66	37.9%	Deadball Rebounds					
3FG % 1st Half:		3-19	15.8%	2nd half:	6-10	60.0%	Game:	9-29	31.0%						
FT % 1st Half:		5-8	62.5%	2nd half:	7-9	77.8%	Game:	12-17	70.6%						

Officials: Mark Schnur, Matthew Potter, Josue Nieves  
Technical fouls: UNCW-None. UNCG-None.  
Attendance: 2307

Score by periods	1st	2nd	Total
UNCW	33	25	58
UNCG	32	39	71

	In Paint	Off T/O	2nd Chance	Fast Break	Bench
Points UNCW	20	9	18	10	4
Points UNCG	26	22	14	10	21

Last FG - UNCW 2nd-05:33, UNCG 2nd-01:47.  
Largest lead - UNCW by 9 1st-13:28, UNCG by 13 2nd-01:47.  
UNCW led for 19:02. UNCG led for 18:52. Game was tied for 02:06.

Score tied - 1 time.  
Lead changed - 1 time.

## UNCG 81, N.C. STATE 76

### UNCG 81 • 8-3

#	Player	Total			3-Ptr		Rebounds				PF	TP	A TO Blk Stl				Min
		FG-FGA	FG-FGA	FT-FTA	Off	Def	Total	A	TO	Blk			Stl				
01	Marvin Smith	*	7-12	2-6	0-2	4	6	10	2	16	1	2	0	0	0	34	
10	Francis Alonso	*	6-14	3-7	2-3	1	1	2	2	17	6	5	0	4	3	31	
11	Demetrius Troy	*	3-5	1-2	1-2	0	4	4	2	8	4	3	0	1	1	24	
21	James Dickey	*	1-3	0-0	0-0	1	2	3	5	2	1	1	1	1	1	20	
32	Jordy Kuiper	*	5-9	4-5	0-0	1	3	4	1	14	2	1	0	0	0	32	
00	Kylia Sykes	g	0-0	0-0	0-0	1	0	1	0	0	0	0	0	0	0	4	
02	Malik Massey	g	1-3	0-0	4-4	0	1	1	5	6	2	0	0	0	0	14	
14	Kyrin Galloway	g	2-4	0-1	0-0	1	5	6	1	4	0	0	0	0	0	21	
15	Garrett Collins	g	2-3	2-3	0-0	0	0	0	0	6	0	0	0	0	1	7	
24	Isaiah Miller	g	4-7	0-0	0-2	1	0	1	2	8	0	0	0	0	1	13	
Team						0	2	2					1				
Totals			31-60	12-24	7-13	10	24	34	20	81	16	13	1	8	20		
FG % 1st Half:		16-34	47.1%	2nd half:	15-26	57.7%	Game:		10-24	51.7%	Deadball						
3FG % 1st Half:		6-13	46.2%	2nd half:	6-11	54.5%	Game:		12-24	50.0%	Rebounds						
FT % 1st Half:		0-2	0.0%	2nd half:	7-11	63.6%	Game:		7-13	53.8%	2						



# 2017-18 UNCG MEN'S BASKETBALL



## UNCG 85, SOUTHEASTERN 67

Southeastern 67 • 11-2

#	Player	Total			3-Ptr			Rebounds			PF	TP	A	TO	Blk	Stl	Min
		FG-FGA	FG-FGA	FT-FTA	Off	Def	Tot										
02	Ryan Atkins	7-15	1-5	10-10	0	4	4	1	25	2	5	0	1	37			
03	CJ Reese	3-7	0-2	6-7	0	2	2	1	12	6	3	0	0	34			
05	Harrison Hebert	0-2	0-2	0-0	0	1	1	2	0	1	0	0	1	6			
10	Quennell Francis	2-4	0-1	0-0	0	2	2	1	4	0	2	0	2	16			
11	Carlton Holder	0-0	0-0	0-0	0	0	0	0	0	0	0	0	0	1			
12	Josiah Barsh	4-8	2-4	3-5	0	2	2	5	13	0	1	0	0	32			
15	Isaac Barsh	1-4	0-0	0-0	3	4	7	3	2	1	2	0	0	17			
20	Deion Fields	1-1	0-0	0-0	0	1	1	0	2	0	1	0	0	14			
21	Grant Bryant	3-4	0-0	0-2	0	1	1	4	6	0	1	0	0	23			
23	Ismael Celestin	1-4	0-1	0-0	0	0	0	4	2	0	1	0	1	9			
24	Wesley Johnson	0-1	0-0	1-2	0	0	0	1	1	0	0	1	0	10			
	Team				0	2	2										
	Totals	22-50	3-15	20-26	3	19	22	22	67	10	16	1	5	199			

FG % 1st Half:	9-21	42.9%	2nd half:	13-29	44.8%	Game:	22-50	44.0%	Deadball Rebounds 1,2
3FG % 1st Half:	3-7	42.9%	2nd half:	0-8	0.0%	Game:	3-15	20.0%	
FT % 1st Half:	10-15	66.7%	2nd half:	10-11	90.9%	Game:	20-26	76.9%	

UNCG 85 • 9-4

#	Player		Total			3-Ptr			Rebounds			PF	TP	A	TO	Blk	Stl	Min
			FG-FGA	FG-FGA	FT-FTA	Off	Def	Tot										
01	Marvin Smith	f	4-7	1-4	4-4	0	5	5	3	13	0	1	1	2	23			
14	Kyrin Galloway	f	2-2	0-0	3-4	2	0	2	5	7	0	1	0	0	14			
32	Jordy Kuiper	f	2-8	0-1	2-2	3	8	11	1	6	2	2	0	0	31			
10	Francis Alonso	g	6-10	4-7	4-4	0	2	2	4	20	0	2	0	0	25			
11	Demetrius Troy	g	3-6	2-3	0-0	0	1	1	1	8	3	1	0	1	22			
00	Kylia Sykes		4-5	2-3	1-1	0	1	1	0	11	2	1	0	1	21			
02	Malik Massey		3-6	0-2	2-4	0	4	4	2	8	2	2	0	0	18			
13	Justin Jordan		0-0	0-0	0-0	0	1	1	0	0	0	1	0	0	3			
15	Garrett Collins		0-2	0-2	0-0	0	1	1	1	0	1	1	0	1	16			
24	Isaiah Miller		5-10	0-0	2-3	3	4	7	2	12	3	5	0	3	22			
25	Lloyd Burgess		0-0	0-0	0-0	1	0	1	2	0	0	1	0	0	5			
	Team						0	2	2									
Totals			29-56	9-22	18-22	9	29	38	21	85	13	18	1	8	200			

FG % 1st Half:	14-30	46.7%	2nd half:	15-26	57.7%	Game:	29-56	51.8%	Deadball Rebounds 1,1
3FG % 1st Half:	4-11	36.4%	2nd half:	5-11	45.5%	Game:	9-22	40.9%	
FT % 1st Half:	7-10	70.0%	2nd half:	11-12	91.7%	Game:	18-22	81.8%	

Officials: Jonathan Wall, Patrick Harwood, Dwayne Cammes  
Technical fouls: Southeastern-None. UNCG-Marvin Smith.  
Attendance: 1335

Score by periods	1st	2nd	Total
Southeastern	31	36	67
UNCG	39	46	85

In	Off	2nd	Fast	Bench
Paint	T/O	Chance	Break	
SEUM	15	0	19	67
UNCG	34	25	11	31

Last FG - SEUM 2nd-00:18, UNCG 2nd-00:08.  
Largest lead - SEUM by 8 1st-15:03, UNCG by 20 2nd-05:29.  
SEUM led for 10:36. UNCG led for 27:15. Game was tied for 02:09.

Score tied - 1 time.  
Lead changed - 1 time.

## UNCG 63, VMI 61

UNCG 63 • 11-4, 2-0

#	Player		Total		3-Ptr		Rebounds			PF	TP	A TO Blk Stl				Min
			FG-FGA	FG-FGA	FT-FTA	Off	Def	Tot	A			TO	Blk	Stl		
01	Marvin Smith	f	3-14	1-7	0-0	1	6	7	2	7	0	2	0	0	25	
21	James Dickey	f	4-11	0-0	6-7	5	4	9	2	14	1	2	2	2	30	
32	Jordy Kuiper	f	0-2	0-2	0-0	2	4	6	2	0	4	0	0	0	31	
10	Francis Alonso	g	5-13	3-9	6-7	0	4	4	4	19	1	2	0	1	32	
11	Demetrius Troy	g	3-5	1-3	0-0	0	2	2	1	7	2	2	0	1	25	
00	Kylia Sykes		0-0	0-0	0-0	1	0	1	2	0	0	2	0	0	5	
02	Malik Massey		2-4	1-2	0-0	0	1	1	1	5	1	1	0	0	21	
13	Justin Jordan		0-0	0-0	0-0	0	0	0	1	0	0	0	0	0	2	
14	Kyrin Galloway		2-4	0-0	0-0	1	3	4	0	4	0	2	0	0	14	
15	Garrett Collins		1-1	1-1	0-0	0	1	1	0	3	0	0	0	0	6	
24	Isaiah Miller		2-3	0-0	0-0	1	0	1	4	4	1	3	0	2	9	
Team						2	5	7								
Totals			22-57	7-24	12-14	13	30	43	19	63	10	16	2	6	200	

FG % 1st Half:	15-28	53.6%	2nd half:	7-29	24.1%	Game:	22-57	38.6%	Deadball Rebounds 1
3FG % 1st Half:	7-10	70.0%	2nd half:	0-14	0.0%	Game:	7-24	29.2%	
FT % 1st Half:	0-0	0.0%	2nd half:	12-14	85.7%	Game:	12-14	85.7%	

VMI 61 • 5-9, 0-3

#	Player	Total			3-Ptr			Rebounds			PF	TP	A TO Blk Stl				Min
		FG-FGA	FG-FGA	FT-FTA	FG-FGA	FT-FTA	Off	Def	Tot	A			TO	Blk	Stl		
25	Tyler Creamer	1	2-4	0-0	0-0	2	1	3	2	4	0	1	0	1	16		
00	Austin Vereen		4-14	3-8	3-5	0	4	4	1	14	0	1	0	1	35		
01	Keith Smith	9	1-6	0-2	0-0	1	0	1	1	2	2	5	1	0	18		
02	Garrett Gilkeson		0-2	0-2	2-2	0	3	3	1	2	1	1	0	1	17		
23	Bubba Parham	9	6-9	2-3	5-7	0	4	4	3	19	4	0	0	2	34		
04	Fred Iruafemi		3-4	0-0	2-2	0	1	1	5	8	0	1	1	2	17		
05	Greg Parham		2-5	1-2	2-2	1	1	2	3	7	1	2	0	2	22		
11	Jordan Ratliffe		0-1	0-0	1-2	0	0	0	0	1	0	0	0	0	5		
24	Will Miller		0-1	0-0	0-0	0	2	2	0	0	0	0	0	0	12		
31	Sarju Patel		1-3	1-2	1-3	0	6	6	1	4	1	0	0	0	24		
	Team					1	1	2									
Totals			19-49	7-19	16-23	5	23	28	17	61	9	12	2	9	200		

FG % 1st Half:	7-23	30.4%	2nd half:	12-26	46.2%	Game:	19-49	38.8%	Deadball Rebounds 2
3FG % 1st Half:	3-9	33.3%	2nd half:	4-10	40.0%	Game:	7-19	36.8%	
FT % 1st Half:	8-11	72.7%	2nd half:	8-12	66.7%	Game:	16-23	69.6%	

Officials: Josue Nieves, Archibald Whaley, Carl Pundt  
Technical fouls: UNCG-None. VMI-None.  
Attendance: 571  
VMI #4 fouled out with 4:03 left

Score by periods	1st	2nd	Total
UNCG	37	26	63
VMI	25	36	61

Last FG - UNCG 2nd-08:09, VMI 2nd-03:37.  
Largest lead - UNCG by 14 2nd-19:47, VMI by 2 2nd-04:17.  
UNCG led for 34:51, VMI led for 00:58. Game was tied for 04:11.

Score tied - 4 times.  
Lead changed - 2 times.

## UNCG 71, WOFFORD 67

Wofford 67 • 8-5, 0-1 SoCon

#	Player		Total		3-Ptr		Rebounds			PF	TP	A				Min
			FG-FGA	FG-FGA	FT-FTA	Off	Def	Tot	To			Blk	Stl			
33	Cameron Jackson	f	6-10	0-0	0-2	4	4	8	2	12	0	2	3	2	33	
01	Derrick Brooks	g	2-3	1-1	2-2	2	3	5	3	7	4	2	0	0	35	
03	Fletcher Magee		7-19	6-13	1-1	0	1	1	3	21	0	2	0	0	35	
05	Storm Murphy		3-4	2-3	0-0	0	2	2	4	8	7	2	0	1	30	
15	Trevor Stumpe	g	6-13	3-8	0-0	3	6	9	1	15	3	3	0	1	35	
10	Nathan Hoover		0-2	0-1	0-0	0	0	0	0	0	0	1	0	0	10	
12	Dishon Lowery		0-1	0-0	0-0	0	0	0	0	0	0	0	0	0	0	
24	Keve Aluma		1-1	0-0	0-0	0	1	1	3	2	0	0	0	0	3	
31	Donovan Theme-Love		0-0	0-0	2-4	0	1	1	0	2	0	0	0	0	10	
50	Matthew Pegram		0-1	0-0	0-0	0	0	0	3	0	0	2	0	0	9	
Team						2	2	4								
Totals			25-54	12-26	5-9	11	20	31	19	67	14	14	3	4	200	
FG % 1st Half: 47.0%			2nd half: 8.0%		30.8%		Game: 25.54		48.3%		Dishon					

FG % 1st Half:	17-28	60.7%	2nd half:	8-26	30.8%	Game:	25-54	46.3%	Deadball Rebounds 3
3FG % 1st Half:	8-13	61.5%	2nd half:	4-13	30.8%	Game:	12-26	46.2%	
FT % 1st Half:	5-7	71.4%	2nd half:	0-2	0.0%	Game:	5-9	55.6%	

UNCG 71 • 10-4, 1-0 SoCon

#	Player	Total		3-Ptr		Rebounds			PF	TP	A TO Blk Stl				
---	--------	-------	--	-------	--	----------	--	--	----	----	--------------	--	--	--	--





# 2017-18 UNCG Men's Basketball



## UNCG 66, WESTERN CAROLINA 55

UNCG 66 • 12-5, 3-1 SoCon

#	Player		Total			3-Ptr			Rebounds				PF	TP	A	TO	Blk	Stl	Min
			FG	FGA	%	FT	FTA	%	Off	Def	Total								
01	Marvin Smith	f	9-15	3-8	3-3	3	6	9	1	24	0	2	0	2	32				
21	James Dickey		0-2	0-0	0-0	4	4	8	2	0	1	3	2	1	28				
32	Jordy Kuiper	f	4-8	1-4	0-0	1	3	4	3	9	2	1	0	0	29				
10	Francis Alonso		7-15	4-11	2-3	0	2	2	4	20	2	4	0	3	31				
11	Demetrius Troy	g	1-4	0-2	0-0	0	1	1	2	2	7	1	0	0	27				
00	Kylia Sykes		0-0	0-0	0-0	0	0	0	1	0	0	1	0	0	4				
02	Malik Massey		0-0	0-0	0-1	0	0	0	2	0	1	2	0	1	13				
14	Kyrin Galloway		3-4	1-2	0-0	0	4	4	2	7	0	1	1	0	20				
15	Garrett Collins		1-2	0-1	0-0	1	0	1	1	2	0	0	0	0	3				
24	Isaiah Miller		1-3	0-1	0-0	4	2	6	1	2	0	4	0	1	13				
Team						1	0	1			2								
Totals			26-53	9-29	5-7	14	22	36	19	66	13	21	3	8	200				
FG % 1st Half: 10-26			38.5%	2nd half: 16-27	59.3%	Game: 26-53			49.1%	Deadball Rebounds 1									
3FG % 1st Half: 1-12			8.3%	2nd half: 8-17	47.1%	Game: 9-29			31.0%										
FT % 1st Half: 3-4			75.0%	2nd half: 2-3	66.7%	Game: 5-7			71.4%										

Western Carolina 55 • 7-10, 3-2 SoCon

#	Player	Total			3-Ptr		Rebounds			PF	TP	A TO Blk Stl				Min
		FG-FGA	FG-FGA	FT-FTA	Off	Def	Total	A	TO			Blk	Stl			
12	Gosselin, Marc	1	1-3	0-1	0-0	1	3	4	3	2	0	3	0	1	23	
23	Amius, Mike	1	6-13	0-0	7-13	1	3	4	1	19	1	4	0	1	28	
01	Johnson, Desmond	9	1-2	0-0	4-4	0	2	2	3	6	2	2	0	3	26	
02	Halvorsen, Matt	9	0-4	0-3	2-2	0	0	0	2	2	0	1	0	0	19	
13	Parks, Derice	9	4-7	4-7	0-0	0	3	3	0	12	2	2	0	2	31	
00	Smith, Maurice	1	1-2	0-0	1-2	1	0	1	1	3	1	1	1	0	20	
05	Peterson, Devin	1	1-4	0-0	5-6	0	1	1	1	7	1	0	0	1	26	
11	Mutombo, Haboubacar	1	1-2	1-1	1-2	0	0	0	0	4	0	0	0	1	13	
33	Steger, Onno	0	0-0	0-0	0-0	0	0	0	0	0	0	1	0	0	6	
41	Brooks, Charlendez	0	0-1	0-0	0-0	0	1	1	0	0	0	0	1	1	8	
Team						2	1	3			1				200	
Totals			15-38	5-12	20-29	5	14	19	11	55	7	15	2	10	8	
FG % 1st Half: 7-22		31.8%	2nd half: 8-16	50.0%	Game: 15-38	39.5%									Deadball Rebounds	
3FG % 1st Half: 3-8		37.5%	2nd half: 2-4	50.0%	Game: 5-12	41.7%										
FT % 1st Half: 7-10		70.0%	2nd half: 13-19	68.4%	Game: 20-29	69.0%										

Officials: Jason Page, Isaac Barnett, Keith Fogleman  
Technical fouls: UNCG-None. Western Carolina-None.  
Attendance: 1237

Score by periods	1st	2nd	Total
UNCG	24	42	66
Western Carolina	24	31	55

Last FG - UNCG 2nd-00:39, WCU 2nd-00:31.  
Largest lead - UNCG by 13 2nd-00:39, WCU by 2 2nd-18:58.  
UNCG led for 35:15. WCU led for 03:28. Game was tied for 00:47.

	In	Off	2nd	Fast	Bench
Points	30	20	17	6	11
UNCG	16	11	5	0	14

Score tied - 2 times.  
Lead changed - 5 times.

## UNCG 72, The Citadel 58

The Citadel 58 • 6-12, 1-5 SoCon

#	Player	Total		3-Ptr		Rebounds						PF	TP	A TO Blk Stl				Min
		FG-FGA	FG-FGA	FT-FTA	Off	Def	Total	PF	TP	A	TO			Blk	Stl			
25	Alex Reed	f	0-4	0-4	0-0	2	2	4	2	0	1	3	0	0		18		
35	Zane Najdawi		10-16	2-3	3-6	1	6	7	1	25	1	3	1	1		31		
01	Frankie Johnson	g	2-7	1-5	0-0	1	4	5	1	5	7	2	0	1		30		
03	Matt Frierson		4-12	4-11	5-6	0	2	2	1	17	0	2	0	1		35		
23	Kaelon Harris	g	1-6	0-2	0-2	2	3	5	3	2	0	1	1	0		22		
02	Quayson Williams		1-4	0-3	1-1	0	1	1	2	3	1	2	0	1		20		
04	Tariq Simmons		0-1	0-0	0-0	0	0	0	0	0	0	0	0	0		4		
05	Rob Johnson		0-0	0-0	0-0	1	1	2	1	0	0	0	1	0		12		
10	Leandro Allende		3-4	0-1	0-0	0	3	3	2	6	2	0	0	1		24		
11	Kaiden Rice		0-0	0-0	0-0	0	0	0	0	0	0	1	0	1		2		
33	Hayden Brown		0-0	0-0	0-0	0	1	1	0	0	0	1	0	0		2		
Team						2	1	3										
Totals			21-54	7-29	9-15	9	24	33	13	58	12	15	3	6		200		
FG % 1st Half: 11-26		42.3%	2nd half: 10-28	35.7%	Game: 21-54	38.9%											Deadball Rebounds	
3FG % 1st Half: 4-16		25.0%	2nd half: 3-13	23.1%	Game: 7-29	24.1%												
FT % 1st Half: 4-8		50.0%	2nd half: 5-7	71.4%	Game: 9-15	60.0%											1.1	

UNCG 72 • 13-5, 4-1 SoCon

#	Player	Total		3-Ptr		Rebounds			PF	TP					Min	
		FG-FGA	FG-FGA	FT-FTA	Off	Def	Tot	A			TO	Blk	Stl			
01	Marvin Smith	f	4-17	3-10	3-4	4	6	10	2	14	1	2	0	4	30	
21	James Dickey	f	4-5	0-0	2-2	2	6	8	3	10	2	2	3	0	26	
32	Jordy Kuiper	f	2-6	1-4	1-2	2	1	3	4	6	0	1	1	0	25	
10	Francis Alonso	f	1-4	1-3	0-0	0	4	4	1	3	3	1	0	1	27	
11	Demetrius Troy	g	4-5	4-5	0-0	1	3	4	0	12	8	2	0	1	29	
00	Kylia Sykes		0-1	0-1	0-0	0	0	0	0	0	0	0	0	1	6	
02	Malik Massey		2-7	1-4	0-0	0	1	1	2	5	0	2	0	0	11	
14	Kyrin Galloway		1-6	0-2	2-3	2	5	7	2	4	0	2	1	0	22	
15	Garrett Collins		2-2	1-1	0-0	0	1	1	0	5	0	1	0	0	8	
24	Isaiah Miller		6-11	0-0	1-2	4	1	5	1	13	0	0	0	2	16	
Team						0	1	1				1				
Totals			26-64	11-30	9-13	15	29	44	15	72	14	14	5	9	200	
FG % 1st Half: 15-35		42.9%	2nd half: 11-29	37.9%	Game: 26-64	40.6%										Deadball Rebounds
3FG % 1st Half: 7-16		43.8%	2nd half: 4-14	28.6%	Game: 11-30	36.7%										2
FT % 1st Half: 4-6		66.7%	2nd half: 5-7	71.4%	Game: 9-13	69.2%										

Officials: Glenn Tuitt, Barry Mathis, Evan Berg  
Technical fouls: The Citadel-None. UNCG-None.  
Attendance: 3135

Score by periods	1st	2nd	Total
The Citadel	30	28	58
UNCG	41	31	72

Last FG - CIT 2nd-01:10, UNCG 2nd-00:15.  
Largest lead - CIT by 2 1st-16:29, UNCG by 22 2nd-10:07.  
CIT led for 00:18. UNCG led for 39:24. Game was tied for 00:18.

	In	Off	2nd	Fast	Bench
Points	24	24	14	6	7
CIT	26	22	13	8	27

Score tied - 0 times.  
Lead changed - 2 times.

## UNCG 70, MERCER 66 (OT)

Mercer 66 • 10-10, 3-4 SoCon

#	Player		Total			3-Ptr			Rebounds			PF	TP	A				Min
			FG-FGA	FG-FGA	FT-FTA	Off	Def	Tot	To	Ass	Blk			Stl				
00	Desmond Ringer	f	2-5	0-0	1-2	0	3	3	2	5	1	1	0	0	25			
34	Stephon Jelks	f	4-9	2-6	1-2	3	8	11	3	11	1	2	2	1	38			
05	Jordan Strawberry	g	2-9	1-2	2-2	1	3	4	4	7	5	1	0	0	36			
14	Ethan Stair	g	3-8	2-4	2-2	1	6	7	5	10	0	1	0	1	27			
23	Demetre Rivers	g	4-6	1-1	2-2	2	0	2	3	11	1	5	0	1	34			
01	Cory Kilby		1-1	1-1	1-2	0	3	3	0	4	0	0	1	1	14			
02	Jaylen Stowe		0-1	0-0	1-2	1	2	3	4	1	0	2	0	2	18			
03	Marcus Cohen		1-5	0-0	4-4	0	1	1	3	6	2	2	0	1	18			
11	Ryan Johnson		0-0	0-0	0-0	0	0	0	1	0	0	1	0	0	5			
20	Ross Cummings		3-6	3-5	2-2	0	0	0	1	11	0	1	0	0	9			
21	Mason Green		0-0	0-0	0-0	0	0	0	0	0	0	0	0	0	1			
Team						1	0	1			2							
Totals				20-50	10-19	16-20	9	26	35	26	66	10	18	3	7	225		
FG % 1st Half: 8-21			38.1%	2nd half: 10-20	50.0%	OT: 2-9	22.2%	Game: 20-50	40.0%	Deadball Rebounds 4,1								
3FG % 1st Half: 2-7			28.6%	2nd half: 7-9	77.8%	OT: 1-3	33.3%	Game: 10-19	52.6%									
FT % 1st Half: 6-8			75.0%	2nd half: 4-6	66.7%	OT: 6-6	100.0%	Game: 16-20	80.0%									

UNCG 70 • 14-5, 5-1 SoCon

#	Player		Total			3-Ptr			Rebounds			PF	TP	A				Min.
			FG-FGA	FG-FGA	FT-FTA	Off	Def	Total	TO	Bk	Stl							
01	Marvin Smith	f	4-13	3-9	4-9	2	2	4	4	15	1	1	1	1	33			
21	James Dickey	f	4-4	0-0	1-2	2	6	8	2	9	1	3	2	0	34			
32	Jordy Kuiper	f	3-7	0-3	2-4	0	4	4	3	8	1	1	0	2	33			
10	Francis Alonso	g	4-11	3-7	6-7	1	0	1	3	17	6	1	0	0	34			
11	Demetrius Troy	g	4-9	2-4	2-2	0	4	4	1	12	1	2	0	2	31			
00	Kylla Sykes		0-0	0-0	0-0	0	0	0	2	0	0	0	1	0	7			
02	Malik Massey		0-2	0-0	0-0	0	0	0	1	0	0	0	0	2	14			
14	Kyrin Galloway		0-1	0-1	1-2	2	1	3	2	1	0	0	0	0	18			
15	Garrett Collins		0-1	0-1	0-0	1	0	1	0	0	0	0	0	0	4			
24	Isaiah Miller		3-9	0-1	2-2	0	1	1	2	8	1	1	0	0	17			
	Team					3	3	6							225			
Totals			22-57	8-28	18-28	11	21	32	20	70	11	9	4	7	127			
FG % 1st Half: 8-27			29.6%	2nd half: 12-27	44.4%	OT: 1-3	66.7%	Game: 22-57	38.6%	Deadball								
3FG % 1st Half: 3-13			23.1%	2nd half: 4-14	28.6%	OT: 1-1	100.0%	Game: 8-28	28.6%	7								
FT % 1st Half: 4-6			66.7%	2nd half: 4-6	66.7%	OT: 10-16	62.5%	Game: 18-28	64.3%									



# 2017-18 UNCG MEN'S BASKETBALL



## UNCG 98, SAMFORD 82

### UNCG 98 • 16-5, 7-1 SoCon

#	Player	Total		3-Ptr		Rebounds			PF	TP	A TO Blk Stl					Min
		FG-FGA	FG-FGA	FT-FTA	Off	Def	Tot				A	TO	Blk	Stl		
01	Marvin Smith	f	5-9	3-5	5-6	2	5	7	3	18	4	1	1	1		24
21	James Dickey	f	5-9	0-0	0-0	1	3	4	2	10	0	3	2	0		25
32	Jordy Kuiper	f	6-11	4-5	0-0	3	4	7	3	16	0	5	0	1		27
10	Francis Alonso	g	8-10	8-9	0-0	0	4	4	2	24	3	3	0	0		28
11	Demetrius Troy	g	0-0	0-0	0-0	0	1	1	4	0	11	5	0	2		26
00	Kylia Sykes		2-2	0-0	0-0	0	1	1	3	4	0	0	1	1		12
13	Justin Jordan		1-2	0-0	3-4	0	0	0	2	5	1	0	0	0		13
14	Kyrin Galloway		2-3	0-0	4-4	2	4	6	0	8	3	0	0	0		23
15	Garrett Collins		1-2	1-2	0-0	0	0	0	0	3	0	0	0	0		5
24	Isaiah Miller		4-5	0-0	2-2	1	3	4	4	10	3	2	0	2		17
Team						1	2	3			1					
Totals			34-53	16-21	14-16	10	27	37	23	98	25	20	4	7		200
FG % 1st Half:		17-27	63.0%	2nd half:	17-26	65.4%	Game:	34-53	64.2%			Deadball				
3FG % 1st Half:		9-11	81.8%	2nd half:	7-10	70.0%	Game:	16-21	76.2%			Rebounds				
FT % 1st Half:		10-10	100.0%	2nd half:	4-6	66.7%	Game:	14-16	87.5%			1				

### Samford 82 • 7-15, 3-6 SoCon

#	Player	Total		3-Ptr		Rebounds			PF	TP	A TO Blk Stl					Min
		FG-FGA	FG-FGA	FT-FTA	Off	Def	Tot				A	TO	Blk	Stl		
13	Eric Adams	f	2-4	0-0	1-2	1	2	3	4	5	0	0	2	1		17
15	Stefan Lakic	f	2-3	0-1	0-1	2	2	4	1	4	0	2	0	0		22
02	Triston Coleman	g	5-11	4-6	2-2	0	1	1	2	16	2	3	0	0		36
04	Jurison Chambers	g	3-12	0-5	2-2	2	1	3	1	8	0	0	0	2		28
22	Denzel-Dyson	g	6-19	3-9	4-4	2	1	3	1	19	3	2	1	1		31
01	Kevin Nolan		2-3	1-2	0-0	0	0	0	0	5	1	0	0	2		18
03	Josh Sharkey		4-5	1-2	16-18	0	0	0	2	25	3	1	0	4		29
04	Gerald Smith		0-1	0-1	0-0	0	0	0	1	0	2	0	0	1		11
55	Alex Peters		0-0	0-0	0-0	0	0	0	2	0	0	0	0	0		8
Team						2	3	5								
Totals			24-58	9-26	25-29	9	10	19	14	82	11	8	3	11		200
FG % 1st Half:		7-28	25.0%	2nd half:	17-30	56.7%	Game:	24-58	41.4%			Deadball				
3FG % 1st Half:		2-9	22.2%	2nd half:	7-17	41.2%	Game:	9-26	34.6%			Rebounds				
FT % 1st Half:		14-16	87.5%	2nd half:	11-13	84.6%	Game:	25-29	86.2%			2				

Officials: Barry Mathis, David Carter and Grant Today

Technical fouls: UNCG-None. Samford-None.

Attendance: 1629

Score by periods	1st	2nd	Total
UNCG	53	45	98
Samford	30	52	82

Last FG - UNCG 2nd-02:54, SAM 2nd-01:37.

Largest lead - UNCG by 26 2nd-17:45, SAM None.

UNCG led for 39:44, SAM led for 00:00. Game was tied for 00:16.

Score tied - 0 times.

Lead changed - 0 times.

## CHATTANOOGA 87, UNCG 85 (2OT)

### UNCG 85 • 16-6, 7-2 SoCon

#	Player	Total		3-Ptr		Rebounds			PF	TP	A TO Blk Stl					Min
		FG-FGA	FG-FGA	FT-FTA	Off	Def	Tot				A	TO	Blk	Stl		
01	Marvin Smith	f	4-13	1-8	5-7	1	7	8	5	14	0	0	1	1		35
21	James Dickey	f	3-4	0-0	2-2	3	5	8	5	8	1	3	3	1		25
32	Jordy Kuiper	f	2-6	0-2	0-0	1	2	3	5	4	0	1	0	0		15
10	Francis Alonso	g	7-21	4-16	2-2	2	2	4	5	20	4	2	0	1		38
11	Demetrius Troy	g	0-7	0-4	2-2	0	0	0	1	2	6	1	0	2		39
00	Kylia Sykes		0-1	0-1	0-0	1	0	1	2	0	1	0	0	1		14
13	Justin Jordan		0-1	0-0	0-0	0	0	0	0	0	0	0	0	0		4
14	Kyrin Galloway		6-6	2-2	0-0	1	3	4	5	14	0	0	0	1		32
15	Garrett Collins		2-5	2-5	0-0	0	3	3	0	6	1	1	0	1		22
24	Isaiah Miller		7-12	0-0	3-5	2	2	4	0	17	2	3	0	1		26
Team						4	4	8								
Totals			31-76	9-38	14-18	15	27	42	28	85	15	11	4	9		250
FG % 1st Half:		16-30	53.3%	2nd half:	8-31	25.8%	OT:	7-15	46.7%	Game:	31-76	40.8%	Deadball			
3FG % 1st Half:		6-15	40.0%	2nd half:	0-14	0.0%	OT:	3-9	33.3%	Game:	9-38	23.7%	Rebounds			
FT % 1st Half:		3-4	75.0%	2nd half:	6-7	85.7%	OT:	5-7	71.4%	Game:	14-18	77.8%	0			

### Chattanooga 87 • 8-15, 2-8 SoCon

#	Player	Total		3-Ptr		Rebounds			PF	TP	A TO Blk Stl					Min
		FG-FGA	FG-FGA	FT-FTA	Off	Def	Tot				A	TO	Blk	Stl		
05	Nat Dixon	f	9-16	3-6	9-9	3	5	8	1	30	1	1	1	1		47
02	Joshua Phillips	c	2-5	0-0	6-10	0	12	12	4	10	1	0	1	0		32
00	Makale Foreman	g	3-7	3-6	0-0	0	0	0	1	9	3	0	0	0		45
01	Rodney Chatman	g	5-10	3-4	9-11	2	7	9	4	22	4	12	0	1		47
03	David Jean-Baptiste	g	0-4	0-2	0-0	1	0	1	0	0	1	0	0	0		18
10	James Lewis, Jr.		2-3	0-0	0-2	0	2	2	2	4	0	0	1	1		22
22	Makinde London		2-10	1-3	4-4	0	6	6	2	9	3	0	0	1		36
33	Jonathan Bryant II		1-1	0-0	1-2	0	0	0	0	3	0	0	0	1		3
Team						3	2	5								
Totals			24-56	10-21	29-38	9	34	43	14	87	13	15	4	4		250
FG % 1st Half:		11-29	37.9%	2nd half:	9-19	47.4%	OT:	4-8	50.0%	Game:	24-56	42.9%	Deadball			
3FG % 1st Half:		5-11	45.5%	2nd half:	2-6	33.3%	OT:	3-4	75.0%	Game:	10-21	47.6%	Rebounds			
FT % 1st Half:		4-8	50.0%	2nd half:	12-15	80.0%	OT:	13-15	86.7%	Game:	29-38	76.3%	5			

Officials: Doug Simons, Tim Gattis, Brent Hampton

Technical fouls: UNCG-None. Chattanooga-Rodney Chatman.

Attendance: 2503

Score by periods	1st	2nd	OT	OT2	Total
UNCG	41	22	12	10	85
Chattanooga	31	32	12	12	87

Last FG - UNCG OT2-00:50, UTC OT2-03:05.

Largest lead - UNCG by 11 2nd-14:51, UTC by 6 2nd-01:39.

UNCG led for 28:50, UTC led for 13:21. Game was tied for 07:48.

Score tied - 12 times.

Lead changed - 9 times.

## UNCG 73, VMI 51

### VMI 51 • 7-15, 2-9 SoCon

#	Player		Total		3-Ptr		Rebounds			PF	TP	A TO Blk Stl				Min
			FG-FGA	FG-FGA	FT-FTA	Off	Def	Tot	A			TO	Blk	Stl		
25	Tyler Creammer	f	4-7	0-0	2-2	1	4	5	2	10	1	2	1	2	28	
00	Austin Vereen	g	5-14	4-9	0-0	1	3	4	0	14	1	1	0	2	35	
01	Keith Smith	g	3-4	0-1	1-2	0	1	1	1	7	3	4	1	1	27	
02	Garrett Gilkeson	g	0-1	0-0	1-2	0	3	3	1	1	0	3	0	2	20	
23	Bubba Parham	g	5-7	1-2	2-4	0	5	5	1	13	3	4	0	0	34	
04	Fred Iruafemi		0-1	0-0	0-0	1	2	3	4	0	0	1	0	0	12	
05	Greg Parham		0-2	0-1	0-0	0	0	0	2	0	0	2	0	0	7	
11	Jordan Ratliffe		0-6	0-1	0-0	0	3	3	2	0	0	0	0	0	13	
15	Myles Lewis		0-0	0-0	4-4	1	0	1	0	4	0	1	0	1	8	
24	Will Miller		0-1	0-1	0-0	0	0	0	2	0	0	2	0	0	6	
31	Sarju Patel		1-1	0-0	0-0	0	0	0	0	2	1	0	0	0	10	
Team						0	4	4			3					
Totals			18-44	5-15	10-14	4	25	29	15	51	9	23	2	8	200	
FG % 1st Half:		8-20	40.0%	2nd half:	10-24	41.7%	Game:	18-44	40.9%			Deadball				
3FG % 1st Half:		1-5	20.0%	2nd half:	4-10	40.0%	Game:	5-15	33.3%			Rebounds				
FT % 1st Half:		1-2	50.0%	2nd half:	9-12	75.0%	Game:	10-14	71.4%			2.2				



# 2017-18 UNCG MEN'S BASKETBALL



## UNCG 65, WESTERN CAROLINA 48

Western Carolina 48 • 12-14, 7-6 SoCon

#	Player	Total		3-Ptr		Rebounds			PF	TP	A		TO	Blk	Stl	Min
		FG	FGA	FG	FGA	Off	Def	Tot			A	TO				
12	Gosselin, Marc	f	6-10	1-2	2-2	2	7	9	1	15	3	2	0	0	0	36
23	Amius, Mike	f	1-3	0-0	4-6	0	2	2	3	6	0	2	2	2	16	16
24	Williams, Ashley	f	1-4	0-1	0-0	1	0	1	3	2	0	0	0	0	8	8
01	Johnson, Desmond	g	0-5	0-1	0-0	0	2	2	1	0	0	0	0	0	1	13
13	Parks, Deriece	g	3-11	1-7	0-0	1	5	6	1	7	1	5	1	1	37	37
00	Smith, Maurice	g	0-2	0-1	0-0	0	1	1	0	0	0	1	0	0	6	6
02	Halvorsen, Matt	g	2-8	2-6	3-3	0	0	0	1	9	1	2	0	0	26	26
05	Peterson, Devin	g	2-4	1-2	0-0	0	4	4	3	5	2	3	1	0	23	23
11	Mutombo, Haboubacar	g	0-0	0-0	0-0	0	0	0	0	0	0	1	0	0	1	1
21	Thomas, Marcus	g	2-4	0-0	0-0	2	0	2	2	4	0	2	0	0	15	15
33	Steger, Onno	g	0-1	0-1	0-0	0	1	1	1	0	0	0	0	0	3	3
41	Brooks, Charlendez	g	0-0	0-0	0-0	1	0	1	0	0	0	0	0	0	3	3
44	Sledd, Adam	g	0-1	0-0	0-0	0	0	0	0	0	1	1	1	1	11	11
Team						3	1	4								
Totals			17-53	5-21	9-11	10	23	33	17	48	8	19	5	5	200	200

FG % 1st Half: 10-26 38.5% 2nd half: 7-27 25.9% Game: 17-53 32.1%  
3FG % 1st Half: 2-11 18.2% 2nd half: 3-10 30.0% Game: 5-21 23.8%  
FT % 1st Half: 4-6 66.7% 2nd half: 5-5 100.0 Game: 9-11 81.8%

Deadball  
Rebounds  
2,2

UNCG 65 • 19-6, 10-2 SoCon

#	Player	Total		3-Ptr		Rebounds			PF	TP	A		TO	Blk	Stl	Min
		FG	FGA	FG	FGA	Off	Def	Tot			A	TO				
01	Marvin Smith	f	0-8	0-5	4-5	2	4	6	2	4	0	3	1	1	28	28
21	James Dickey	f	3-8	0-0	5-8	3	6	9	2	11	1	2	1	0	23	23
32	Jordy Kuiper	f	4-6	2-3	2-2	1	1	2	1	12	1	1	0	1	29	29
10	Francis Alonso	g	2-9	1-7	0-0	2	1	3	2	5	4	4	0	2	30	30
11	Demetrius Troy	g	3-7	3-5	1-3	0	3	3	1	10	3	2	1	2	24	24
00	Kyllia Sykes	g	1-2	0-1	0-1	0	2	2	3	2	0	0	0	0	11	11
13	Justin Jordan	g	0-0	0-0	0-0	0	1	1	1	0	0	0	0	0	6	6
14	Kyrin Galloway	g	3-5	0-2	1-2	0	3	3	0	7	0	2	1	0	24	24
15	Garrett Collins	g	1-1	0-0	2-2	0	0	0	0	4	0	0	0	0	4	4
24	Isaiah Miller	g	5-7	0-0	0-0	1	3	4	2	10	6	0	0	4	21	21
Team						2	1	3								
Totals			22-53	6-23	15-23	11	25	36	14	65	15	14	4	10	200	200

FG % 1st Half: 8-25 32.0% 2nd half: 14-28 50.0% Game: 22-53 41.5%  
3FG % 1st Half: 2-10 20.0% 2nd half: 4-13 30.8% Game: 6-23 26.1%  
FT % 1st Half: 13-21 61.9% 2nd half: 2-2 100.0 Game: 15-23 65.2%

Deadball  
Rebounds  
3,1

Officials: Jerome Hall, Joey Richardson, Antoine Dawkins  
Technical fouls: Western Carolina-None. UNCG-None.  
Attendance: 1983

Score by periods	1st	2nd	Total
Western Carolina	26	22	48
UNCG	31	34	65

Last FG - WCU 2nd-00:52, UNCG 2nd-01:11.  
Largest lead - WCU None, UNCG by 17 2nd-01:11.  
WCU led for 00:00. UNCG led for 39:37. Game was tied for 00:23.

Points	In	Off	2nd	Fast	Bench
WCU	22	8	17	0	18
UNCG	32	16	10	10	23

Score tied - 0 times.  
Lead changed - 0 times.

## UNCG 82, THE CITADEL 66

UNCG 82 • 21-6, 12-2 SoCon

#	Player	Total		3-Ptr		Rebounds			PF	TP	A		TO	Blk	Stl	Min
		FG	FGA	FG	FGA	Off	Def	Tot			A	TO				
01	Marvin Smith	f	7-15	4-10	0-0	1	3	4	0	18	3	1	1	0	24	24
21	James Dickey	f	4-7	0-0	2-2	3	7	10	2	10	1	3	1	0	28	28
32	Jordy Kuiper	f	1-4	0-2	0-0	1	2	3	2	1	0	0	0	0	22	22
10	Francis Alonso	g	3-10	1-6	0-0	0	1	1	2	7	0	2	0	1	26	26
11	Demetrius Troy	g	3-7	2-4	0-0	0	4	4	1	8	2	3	0	2	26	26
00	Kyllia Sykes	g	1-1	1-1	2-2	1	5	6	4	5	1	1	1	0	14	14
13	Justin Jordan	g	0-1	0-0	0-0	0	2	2	1	0	3	1	0	0	9	9
14	Kyrin Galloway	g	4-7	0-0	4-5	1	5	6	2	12	0	1	0	0	17	17
15	Garrett Collins	g	2-5	1-4	0-0	0	3	3	2	5	1	0	0	1	13	13
24	Isaiah Miller	g	6-9	0-0	3-5	3	5	8	2	15	3	2	0	4	21	21
Team						0	0	0								
Totals			31-66	9-27	11-14	10	37	47	19	82	15	14	3	8	200	200

FG % 1st Half: 15-32 46.9% 2nd half: 16-34 47.1% Game: 31-66 47.0%  
3FG % 1st Half: 4-13 30.8% 2nd half: 5-14 35.7% Game: 9-27 33.3%  
FT % 1st Half: 3-5 60.0% 2nd half: 8-9 88.9% Game: 11-14 78.6%

Deadball  
Rebounds  
2

The Citadel 66 • 9-17, 4-10 SoCon

#	Player	Total		3-Ptr		Rebounds			PF	TP	A		TO	Blk	Stl	Min
		FG	FGA	FG	FGA	Off	Def	Tot			A	TO				
10	Leandro Allende	f	1-3	0-1	0-1	0	3	3	5	2	3	3	0	0	21	21
35	Zane Najdawi	f	3-7	2-3	7-10	0	5	5	3	15	2	3	3	0	33	33
01	Frankie Johnson	g	1-7	1-4	0-1	0	1	1	2	3	4	1	0	3	31	31
03	Matt Frierson	g	5-13	5-13	0-0	1	3	4	2	15	2	2	0	1	33	33
23	Kaelon Harris	g	4-12	1-7	2-4	2	4	6	2	11	1	1	0	1	23	23
02	Quayson Williams	g	1-3	1-2	2-2	0	1	1	0	5	1	1	0	2	12	12
04	Tariq Simmons	g	1-4	0-1	0-0	0	4	4	0	2	0	2	0	2	11	11
11	Kaiden Rice	g	2-4	1-2	0-0	1	0	1	1	5	0	0	0	1	7	7
25	Alex Reed	g	1-2	1-2	0-0	0	2	2	1	3	0	1	0	0	14	14
32	Derek Webster, Jr.	g	1-1	0-0	0-0	1	0	1	0	2	0	0	1	0	3	3
33	Hayden Brown	g	1-4	1-2	0-0	0	1	1	2	3	1	0	0	0	12	12
Team						1	2	3								
Totals			21-60	13-37	11-18	6	26	32	18	66	14	15	4	10	200	200

FG % 1st Half: 9-28 32.1% 2nd half: 12-32 37.5% Game: 21-60 35.0%  
3FG % 1st Half: 8-20 40.0% 2nd half: 5-17 29.4% Game: 13-37 35.1%  
FT % 1st Half: 4-6 66.7% 2nd half: 7-12 58.3% Game: 11-18 61.1%

Deadball  
Rebounds  
3

Officials: Bruce Benedict, Jeremy Mosier, Tim Ebersole  
Technical fouls: UNCG-None. The Citadel-None.  
Attendance: 479

Score by periods	1st	2nd	Total
UNCG	37	45	82
The Citadel	30	36	66

Last FG - UNCG 2nd-02:58, CIT 2nd-00:17.  
Largest lead - UNCG by 25 2nd-02:58, CIT by 4 1st-18:00.  
UNCG led for 27:59. CIT led for 09:02. Game was tied for 02:59.

Score tied - 2 times.  
Lead changed - 3 times.

## UNCG 74, ETSU 56

ETSU 56 • 22-5, 13-1 SoCon

#	Player	Total		3-Ptr		Rebounds			PF	TP	A		TO	Blk	Stl	Min
		FG	FGA	FG	FGA	Off	Def	Tot			A	TO				
02	David Burrell	f	1-3	0-1	1-2	2	3	5	4	3	0	2	0	0	13	13
05	Peter Jurkin	c	2-3	0-1	3-4	2	1	3	2	7	0	0	1	0	20	20
01	Desonta Bradford	g	8-22	1-7	4-5	2	4	6	3	21	1	3	0	4	38	38
12	Jalan McCloud	g	1-6	1-1	0-0	0	2	2	0	3	2	3	1	1	26	26
24	Jermaine Long	g	0-2	0-1	0-0	1	4	5	2	0	0	2	0	0	25	25
00	Kanayo Obi-Rapu	g	2-4	1-2	0-0	0	0	0	0	5	0	0	0	0	12	12
03	Bo Hodges	g	1-8	0-1	1-4	5	3	8	0	3	1	0	2	0	27	27
11	Devontavius Payne	g	2-10	2-5	0-0	1	1	2	2	6	0	0	0	0	19	19
33	Mladen Armus	g	3-8	0-0	2-3	3	3	6	2	8	0	0	0	0	20	20
Team						3	2	5								
Totals			20-66	5-19	11-18	19	23	42	15	56	4	10	4	5	200	200

FG % 1st Half: 12-37 32.4% 2nd half: 8-29 27.6% Game: 20-66 30.3%  
3FG % 1st Half: 4-11 36.4% 2nd half: 1-8 12.5% Game: 5-19 26.3%  
FT % 1st Half: 9-6 50.0% 2nd half: 8-12 66.7% Game: 11-18 61.1%

Deadball  
Rebounds  
2

UNCG 74 • 20-6, 11-2 SoCon

#	Player		Total		3-Ptr		Rebounds			PF	TP	A				TO	Blk	Stl	Min
			FG	FGA	FG	FGA	FT	FTA	Off			Def	Total	1	2				
01	Marvin Smith	f	4-8	3-4	2-2		3	2	5	4	13	0	0	0	0	0	0	17	
21	James Dickey	f	4-9	0-0	0-2		0	7	7	8	2	4	8	0	0	0	31		
32	Jordy Kuiper	f	2-7	1-3	0-0		0	8	8	2	5	2	1	2	1	0	33		
10	Francis Alonso	g	6-13	3-7	5-5		0	2	2	20	1	0	0	2	31				
11	Demetrius Troy	g	6-8	4-4	1-1		0	4	4	1	17	3	3	0	1	31			
00	Kylia Sykes		0-0	0-0	1-2		1	1	2	2	1	2	3	1	1	0	16		
13	Justin Jordan		0-0	0-0	0-0		0	2	2	0	0	2	1	0	0	0	13		
14	Kyrin Galloway		1-5	0-2	0-0		0	3	3	3	2	0	1	3	0	0	15		
15	Garrett Collins		0-0	0-0	0-0		0	0	0	1	0	0	0	0	0	0	1		
24	Isaiah Miller		4-5	0-0	0-1		2	1	3	4	8	1	1	0	0	1	12		
	Team						2	2	4										
Totals			27-55	11-20	9-13		8	32	40	21	74	13	14	14	6	0	200		



# 2017-18 UNCG MEN'S BASKETBALL



## UNCG 76, WOFFORD 66

### UNCG 76 • 22-7, 13-3 SoCon

#	Player		Total			3-Ptr			Rebounds			PF	TP	A	TO	Blk	Stl	Min
			FG-FGA	FG-FGA	FT-FTA	Off	Def	Tot	Off	Def	Tot							
01	Marvin Smith	*	2-7	0-5	2-2	1	4	5	1	6	1	2	0	0	0	31		
10	Francis Alonso	*	8-15	6-9	2-2	1	3	4	1	24	4	3	0	1	31			
11	Demetrius Troy	*	2-5	2-3	0-0	0	2	2	1	6	4	3	0	1	23			
14	Kyrin Galloway	*	3-6	0-2	0-1	4	2	6	2	6	1	0	1	1	30			
21	James Dickey	*	4-8	0-0	2-7	2	10	12	3	10	4	2	1	1	31			
00	Kyllia Sykes		0-1	0-1	0-0	0	0	0	1	0	0	0	0	0	5			
13	Justin Jordan		1-2	0-0	0-0	0	1	1	2	2	1	1	0	1	11			
15	Garrett Collins		3-7	3-7	0-0	1	1	2	2	9	0	0	0	1	20			
24	Isaiah Miller		6-11	0-0	1-1	4	1	5	1	13	2	0	0	1	18			
Team						2	2	4										
Totals			29-62	11-27	7-13	15	26	41	14	76	17	11	2	7	200			
FG % 1st Half: 15-34			44.1%	2nd half: 14-28	50.0%	Game: 29-62		46.8%							Deadball			
3FG % 1st Half: 5-15			33.3%	2nd half: 6-12	50.0%	Game: 11-27		40.7%							Rebounds			
FT % 1st Half: 1-2			50.0%	2nd half: 6-11	54.5%	Game: 7-13		53.8%										

### Wofford 66 • 19-10,10-6 SoCon

#	Player		Total			3-Ptr			Rebounds			PF	TP	A	TO	Blk	Stl	Min
			FG-FGA	FG-FGA	FT-FTA	Off	Def	Tot										
03	Fletcher Magee	*	7-17	4-10	2-2	1	3	4	2	20	0	1	0	0	36			
05	Storm Murphy	*	1-3	0-2	0-0	0	4	4	0	2	5	2	0	2	31			
10	Nathan Hoover	*	5-12	3-5	3-4	2	3	5	2	16	0	2	0	3	37			
15	Trevor Stumpe	*	1-11	0-4	5-5	1	4	5	3	7	3	1	0	1	33			
33	Cameron Jackson	*	7-9	0-0	0-0	3	3	6	4	14	1	0	2	1	26			
21	Tray Hollowell		1-1	1-1	0-0	0	3	3	0	3	1	2	0	0	7			
24	Keve Aluma		1-1	0-0	0-0	0	1	1	2	2	0	0	1	0	16			
31	Donovan Theme-Love		0-1	0-1	0-0	0	1	1	1	0	2	0	0	0	9			
50	Matthew Pegram		0-1	0-0	2-2	0	1	1	0	2	0	0	0	0	5			
Team						1	0	1										
Totals			23-56	8-23	12-13	8	23	31	14	66	10	11	3	7	200			
FG % 1st Half:			11-22	50.0%	2nd half:	12-34	35.3%	Game:	23-56	41.1%	Deadball Rebounds							
3FG % 1st Half:			3-6	50.0%	2nd half:	5-17	29.4%	Game:	8-23	34.8%								
FT % 1st Half:			8-9	88.9%	2nd half:	4-4	100.0%	Game:	12-13	92.3%								

Officials: John Hampton, Bret Smith, Glenn Tullit  
 Technical fouls: UNCG-None. Wofford-None.  
 Attendance: 1452

Score by periods	1st	2nd	Total
UNCG	36	40	76
Wofford	33	33	66

Last FG - UNCG 2nd-01:22. WOF 2nd-00:01.  
 Largest lead - UNCG by 12 2nd-00:17. WOF by 4 1st-17:01.  
 UNCG led for 31:38. WOF led for 04:42. Game was tied for 03:40.

Score tied - 5 times.  
 Lead changed - 14 times.

## UNCG 72, CHATTANOOGA 51

### Chattanooga 51 • 9-21, 3-14 SoCon

		Total			3-Ptr			Rebounds									
#	Player		FG-FGA	FG-FGA	FT-FTA	Off	Def	Tot	PF	TP	A	TO	Blk	Stl	Min		
10	James Lewis, Jr.	f	2-9	0-0	0-0	5	5	10	1	4	0	1	0	1	32		
02	Joshua Phillips	c	7-11	0-0	3-3	2	8	10	1	17	0	0	0	1	27		
00	Makale Foreman	g	5-9	4-6	1-2	0	2	2	2	15	1	5	0	2	36		
03	David Jean-Baptiste	g	3-9	1-2	0-0	1	1	2	4	7	2	2	0	1	33		
05	Nat Dixon	g	2-8	1-5	1-2	1	2	3	2	6	2	6	0	0	37		
22	Makinde London		0-5	0-2	0-1	0	2	2	1	0	2	2	0	2	20		
33	Jonathan Bryant II		1-2	0-0	0-0	0	1	1	2	2	1	1	0	0	15		
Team						0	2	2					1				
Totals			20-53	6-15	5-8	9	23	32	13	51	8	18	0	7	200		
FG % 1st Half: 7-24		29.2%	2nd half: 13-29	44.8%	Game: 20-53		37.7%	Deadball									
3FG % 1st Half: 2-7		28.6%	2nd half: 4-8	50.0%	Game: 6-15		40.0%	Rebounds									
FT % 1st Half: 0-0		0.0%	2nd half: 5-8	62.5%	Game: 5-8		62.5%	2.3									
UNCG 72 • 23-7, 14-3 SoCon																	

### UNCG 72 • 23-7, 14-3 SoCon

#	Player	Total			3-Ptr			Rebounds			PF	TP	A	TO	Blk	Stl	Min
		FG-FGA	FG-FGA	FT-FTA	Off	Def	Tot	Off	Def	Tot							
01	Marvin Smith	f	5-12	4-10	0-0	2	5	7	3	14	0	0	0	1			23
21	James Dickey	f	5-6	0-0	1-1	0	7	7	3	11	1	3	4	1			19
32	Jordy Kuiper	f	2-5	0-1	0-0	2	5	7	2	4	0	1	1	2			25
10	Francis Alonso	g	2-9	2-7	1-2	0	0	0	0	7	3	2	0	0			21
11	Demetrius Troy	g	3-9	2-5	0-0	0	3	3	0	8	4	0	0	0			21
00	Kylia Sykes		1-3	0-0	0-0	0	2	2	0	2	1	0	0	0			15
02	Malik Massey		0-1	0-1	0-0	0	0	0	1	0	0	0	0	1			3
13	Justin Jordan		0-1	0-0	0-0	0	1	1	1	0	3	0	0	0			13
14	Kyrin Galloway		3-5	0-0	1-2	4	0	4	0	7	0	2	3	1			23
15	Garrett Collins		2-6	0-3	1-1	2	0	2	1	5	0	0	0	0			13
24	Isaiah Miller		7-11	0-0	0-0	2	1	3	2	14	3	1	1	1			24
Team						0	1	1									
Totals			30-68	8-28	4-6	12	25	37	13	72	15	9	9	7			200
FG % 1st Half: 13-34			38.2%	2nd half: 17-34		50.0%	Game: 30-68			44.1%	Deadball						
3FG % 1st Half: 3-16			18.8%	2nd half: 5-12		41.7%	Game: 8-28			28.6%	Rebounds						
FT % 1st Half: 2-3			66.7%	2nd half: 2-3		66.7%	Game: 4-6			66.7%	2						

Officials: Karl Hess, Frankie Bordeaux, Billy Dunlap  
 Technical fouls: Chattanooga-None. UNCG-None.  
 Attendance: 5062

Score by periods	1st	2nd	Total
Chattanooga	16	35	51
UNCG	31	41	72

Last FG - UTC 2nd-00:05. UNCG 2nd-00:22.  
 Largest lead - UTC by 2 1st-12:08. UNCG by 24 2nd-05:09.  
 UTC led for 00:54. UNCG led for 35:43. Game was tied for 03:23.

Score tied - 3 times.  
 Lead changed - 2 times.

## UNCG 88, SAMFORD 75

### Samford 75 • 10-21, 6-12

#	Player		Total			3-Ptr			Rebounds			PF	TP	A	TO	Blk	Stl	Min
			FG-FGA	FG-FGA	FT-FTA	Off	Def	Tot										
13	Eric Adams	f	7-9	0-0	10-11	1	6	7	2	24	0	2	2	3	38			
20	Alex Thompson	f	4-10	2-6	2-2	1	1	2	2	12	2	0	1	3	33			
02	Justin Coleman	g	4-11	1-6	3-4	0	4	4	3	12	8	4	0	1	39			
04	Triston Chambers	g	3-6	2-3	0-0	0	0	0	2	8	0	3	0	0	15			
22	D. Denzel-Dyson	g	5-9	3-5	2-2	2	3	5	3	15	0	0	0	0	33			
01	Kevion Nolan		0-1	0-0	0-0	0	0	0	0	0	0	0	0	0	7			
03	Josh Sharkey		1-3	0-1	2-2	0	2	2	4	4	5	0	1	1	26			
15	Stefan Lakic		0-1	0-0	0-0	0	1	1	0	0	1	0	0	0	9			
Team						0	0	0										
Totals			24-50	8-21	19-21	4	17	21	16	75	15	14	3	8	200			
FG % 1st Half: 8-26			30.8%	2nd half: 16-24	66.7%	Game: 24-50		48.0%										
3FG % 1st Half: 2-8			25.0%	2nd half: 6-13	46.2%	Game: 8-21		38.1%										
FT % 1st Half: 4-4			100.0%	2nd half: 15-17	88.2%	Game: 19-21		90.5%										
									Deadball Rebounds 2.1									







# 2017-18 UNCG MEN'S BASKETBALL



**#0 Kyliia Sykes**




**#1 Marvin Smith Jr.**




**#2 Malik Massey**




**#3 Jelani Mofford**




**#10 Francis Alonso**



**#11 Demetrius Troy**




**#13 Justin Jordan**



**#14 Kyrin Galloway**



**#15 Garrett Collins**



**#21 James Dickey III**




**#22 Jack Konstanzer**



**#24 Isaiah Miller**



**#25 Lloyd Burgess**



**#32 Jordy Kuiper**



**#35 Eric Hamilton**



**#44 Kaleb Hunter**





# 2017-18 UNCG MEN'S BASKETBALL



## UNCG HISTORY IN THE SOCON TOURNAMENT

### TOP INDIVIDUAL PERFORMANCES

#### Points

1. Kyle Hines (vs. Furman, 3/3/07)	33
2. Francis Alonso (vs. ETSU, 3/6/17)	28
3. Kyle Hines (vs. WCU, 3/2/06)	26
4. Derrell Armstrong (vs. UTC, 3/8/13)	25
5. Trevis Simpson (vs. WCU, 3/4/12)	24
6. R.J. White (vs. ETSU, 3/6/17)	23
7. Diante Baldwin (vs. Wofford, 3/5/17)	22
Josh Gross (vs. Davidson, 3/4/05)	22
Ricky Hickman (vs. Ga. So., 3/3/05)	22
10. RJ White (vs. The Citadel, 3/4/17)	21
Kyle Hines (vs. Elon, 3/3/06 - OT)	21
Jay Joseph (vs. Wofford, 3/3/04 - OT)	21
James Maye (vs. Gs. Southern, 2/25/99)	21
James Maye (vs. Wofford, 3/5/03)	21
David Schuck (vs. Chattanooga, 3/4/01)	21

#### Rebounds

1. James Dickey (vs. The Citadel, 3/4/17)	19
2. David Schuck (vs. WCU, 3/2/01)	17
3. Ben Stywall (vs. Furman, 3/5/10)	12
4. Derrell Armstrong (vs. Elon, 3/9/13)	11
Brandon Evans (vs. WCU, 3/5/11)	11
Ben Stywall (vs. Wofford, 3/6/10)	11
David Schuck (vs. Wofford, 2/28/02)	11
Aaron Chavis (vs. Chattanooga, 2/27/98)	11
9. David Williams (vs. Elon, 3/9/13)	10
Trevis Simpson (vs. Davidson, 3/4/11)	10
Kyle Hines (vs. Appalachian St., 3/8/08)	10
Kyle Hines (vs. WCU, 3/2/06)	10
Jay Joseph (vs. Wofford, 3/3/04)	10
Nathan Popp (vs. Chattanooga, 3/4/01)	10

#### Assists

1. Ronnie Taylor (vs. WCU, 3/2/01)	8
2. Courtney Eldridge (vs. WCU, 3/2/01)	7
C. Eldridge (vs. Chattanooga, 3/1/02)	7
4. Diante Baldwin (vs. The Citadel, 3/4/17)	6
Courtney Eldridge (vs. Davidson, 3/3/01)	6
Kyle Randall (vs. Davidson, 3/4/11)	6
Diante Baldwin (vs. Furman, 3/5/16)	6

### RECORD VS. OPPONENTS IN SOCON TOURNAMENT

Appalachian State	2-0
Samford	1-0
Chattanooga	3-2
Davidson	3-2
Western Carolina	3-2
Georgia Southern	1-1
Furman	1-3
Wofford	2-4
The Citadel	1-1
Coll. of Charleston	0-1
Elon	0-2
ETSU	0-1
Mercer	0-0
VMI	0-0

#### RESULTS

#### 18 APPEARANCES • 17-18

#### 1998

**(Greensboro Coliseum • Greensboro, N.C.)**  
First Round: UNCG 60, Western Carolina 59  
Semifinals: Chattanooga 56, UNCG 55

#### 1999

**(Greensboro Coliseum • Greensboro, N.C.)**  
First Round: Georgia Southern 81, UNCG 78 (OT)

#### 2000

**(Bi-Lo Center • Greenville, S.C.)**  
First Round: Furman 77, UNCG 61

#### 2001

**(Bi-Lo Center • Greenville, S.C.)**  
First Round: UNCG received a bye  
Quarterfinals: UNCG 91, Western Carolina 69  
Semifinals: UNCG 73, Davidson 68  
Championship: UNCG 67, Chattanooga 66

#### 2002

**(N. Charleston Coliseum • Charleston, S.C.)**  
First Round: UNCG 70, Wofford 41  
Quarterfinals: UNCG 67, Chattanooga 57  
Semifinals: Davidson 68, UNCG 58

#### 2003

**(N. Charleston Coliseum • Charleston, S.C.)**  
First Round: Wofford 77, UNCG 73

#### 2004

**(N. Charleston Coliseum • Charleston, S.C.)**  
First Round: Wofford 85, UNCG 82 (OT)

#### 2005

**(McKenzie Arena • Chattanooga, Tenn.)**  
First Round: UNCG received a bye  
Quarterfinals: UNCG 73, Georgia Southern 71  
Semifinals: UNCG 73, Davidson 68  
Championship: Chattanooga 66, UNCG 62

#### 2006

**(N. Charleston Coliseum • Charleston, S.C.)**  
First Round: UNCG 65, Western Carolina 61  
Quarterfinals: Elon 64, UNCG 61 (OT)

#### 2007

**(N. Charleston Coliseum • Charleston, S.C.)**  
Quarterfinals: Furman 73, UNCG 71

#### 2008

**(N. Charleston Coliseum • Charleston, S.C.)**  
Quarterfinals: UNCG 63, Appalachian State 46  
Semifinals: Davidson 82, UNCG 52

#### 2009

**(McKenzie Arena • Chattanooga, Tenn.)**  
First Round: College of Charleston 69, UNCG 56

#### 2010

**(Bojangles Coliseum • Charlotte, N.C.)**  
First Round: UNCG 66, Furman 65  
Quarterfinals: Wofford 59, UNCG 46

#### 2011

**(McKenzie Area • Chattanooga, Tenn.)**  
First Round: UNCG 71, Davidson 64  
Quarterfinals: Western Carolina 77, UNCG 66

#### 2012

**(U.S. Cellular Center • Asheville, N.C.)**  
Quarterfinals: UNCG 65, Appalachian State 55  
Semifinals: Western Carolina 82, UNCG 77

#### 2013

**(U.S. Cellular Center • Asheville, N.C.)**  
Quarterfinals: UNCG 87, Chattanooga 81  
Semifinals: Elon 68, UNCG 61

#### 2014

**(U.S. Cellular Center • Asheville, N.C.)**  
First Round: The Citadel 86, UNCG 76

#### 2015

**(U.S. Cellular Center • Asheville, N.C.)**  
First Round: UNCG 81, Samford 76  
Quarterfinals: Wofford 70, UNCG 52

#### 2016

**(U.S. Cellular Center • Asheville, N.C.)**  
Quarterfinals: Furman 80, UNCG 64

#### 2017

**(U.S. Cellular Center • Asheville, N.C.)**  
Quarterfinals: UNCG 76, The Citadel 67  
Semifinals: UNCG 77, Wofford 73  
Finals: ETSU 79, UNCG 74

### TOP TEAM PERFORMANCES

#### Points

vs. Western Carolina (2001)	91
vs. Chattanooga (2013)	87
vs. Wofford (2004) - OT	82

#### Points In A Win

vs. Western Carolina (2001)	91
vs. Chattanooga (2013)	87
vs. Wofford (2017)	77
vs. The Citadel (2017)	74

#### Points In A Loss

vs. Wofford (2004) - OT	82
vs. Georgia Southern (1999)	78
vs. Western Carolina (2012)	77

#### Largest Margin of Victory

vs. Wofford (2002)	21
--------------------	----

#### Fewest Points Allowed

vs. Wofford (2002)	41
--------------------	----

#### Most Points Allowed

vs. The Citadel (2014)	86
vs. Wofford (2004) - OT	85
vs. Davidson (2008)	82
vs. Chattanooga (2013)	81
vs. Georgia Southern (1999)	81

#### Most Rebounds

vs. The Citadel (2017)	51
vs. Davidson (2011)	47
vs. Wofford (2002)	46
vs. Elon (2013)	46

#### 3-pointers Made

vs. Chattanooga (2013)	18
vs. Davidson (2008)	10
vs. Western Carolina (2012)	8

#### Most Assists

vs. Western Carolina (2001)	23
vs. The Citadel (2017)	22

#### Most Steals

vs. Furman (2007)	12
vs. Western Carolina (2001)	12



# 2017-18 UNCG Men's BASKETBALL



## 2018 Southern Conference Men's Basketball Championship

presented by General Shale

MARCH 2-5 • U.S. CELLULAR CENTER • ASHEVILLE, N.C.

**FRIDAY  
MARCH 2**

**SATURDAY  
MARCH 3**

**SUNDAY  
MARCH 4**

**MONDAY  
MARCH 5**



No. 8 The Citadel

Session 1, Game 1  
March 2, 5 p.m.

**ESPN 3**

No. 9 VMI

Session 2, Game 3  
March 3, 12 p.m.

**ESPN 3**

No. 1 UNCG

No. 4 Mercer

Session 2, Game 4  
March 3, 2:30 p.m.

**ESPN 3**

No. 5 Wofford

Session 4, Game 7  
March 4, 4 p.m.

**ESPN 3**

CHAMPIONSHIP GAME  
Session 5, Game 9  
March 5, 9 p.m.

**ESPN 2**

No. 7 Samford

Session 1, Game 2  
March 2, 7:30 p.m.

**ESPN 3**

No. 10 Chattanooga

Session 3, Game 5  
March 3, 6 p.m.

**ESPN 3**

No. 2 ETSU

No. 3 Furman

Session 3, Game 6  
March 3, 8:30 p.m.

**ESPN 3**

No. 6 Western Carolina

Session 4, Game 8  
March 4, 6:30 p.m.

**ESPN 3**



PRESENTED BY: **General Shale**