



2017-18 UNCG MEN'S BASKETBALL



2017-18 SCHEDULE

Date	Opponent	Time
N 10	at Virginia	L, 48-60
N 15	N.C. WESLEYAN % ^	W, 82-48
N 17	FERRUM ^	W, 95-43
N 20	DELAWARE %	W, 79-66
N 21	LONGWOOD %	W, 71-40
N 24	at Wake Forest	L, 75-81
N 28	at Presbyterian	L, 72-74

D 2	at Liberty	W, 76-75 (3OT)
D 7	ELON	W, 75-44
D 13	UNCW	W, 71-58
D 16	at N.C. State	W, 81-76
D 19	UNC ASHEVILLE	L, 60-67
D 21	SOUTHEASTERN ^	W, 85-67
D 30	WOFFORD *	W, 71-67

J 6	at VMI *	W, 63-61
J 11	at ETSU *	L, 58-68
J 13	at Western Carolina *	W, 66-55
J 18	THE CITADEL *	W, 72-58
J 20	MERCER *	W, 70-66 (OT)
J 24	FURMAN *	W, 71-61
J 27	at Samford *	W, 98-82
J 29	at Chattanooga * L,	85-87 (2OT)

F 1	VMI *	W, 73-51
F 7	at Furman *	7 p.m.
F 10	WESTERN CAROLINA *^	5 p.m.
F 12	ETSU *	7 p.m.
F 15	at The Citadel *	6 p.m.
F 17	at Mercer *	4 p.m.
F 20	at Wofford *	7 p.m.
F 23	CHATTANOOGA *	7 p.m.
F 25	SAMFORD *	4 p.m.

SoCon Tournament - Asheville, N.C.

M 2-5	SoCon Tournament	TBA
-------	------------------	-----

* - Southern Conference game

% - UNCG Spartan Classic

^ Fleming Gymnasium on campus

Media Information

Assistant AD for Athletics Communications
 Matt McCollester (primary contact)
 matt.mccollester@uncg.edu
 O - 336-334-5615
 C - 336-676-3407



VS



(17-6, 8-2)

(16-8, 7-4)

Game 24

February 7, 2018

Timmons Arena

Greenville, S.C.

TELEVISION
 ESPN3 & ESPN App
 (Dan Scott
 & Bryant Lambert)

RADIO
 TuneIn Radio
www.uncgspartans.com/radio
 (Scott Pryzwansky)

INTERNET
 Live Stats link at
www.uncgspartans.com
www.uncgstats.com
 Follow @UNCGScores

What's On Tap . . .

The Spartans return to action after an off week-end in the schedule for a big Southern Conference meeting Wednesday night on the road ... UNCG travels to Greenville, S.C., to face off against Furman ... Game time is set for 7 p.m. at Timmons Arena ... The game pits the second place Spartans against the third place Paladins ... UNCG enters the game with an 8-2 SoCon record while Furman is tied with Wofford at 7-4 ... Wednesday's game will be broadcast on ESPN3 and the ESPN App with Dan Scott and Bryant Lambert on the call .. Additionally, Scott Pryzwansky will be on the call for Spartans' radio live on TuneIn.

Series History . . .

Wednesday's game marks the 33rd meeting all-time between UNCG and Furman ... The two teams are deadlocked all-time at 16-16 against each other with the Spartans winning the last two meetings ... UNCG was the only Southern Conference team to record a win in Timmons Arena last year, downing the Paladins by a 73-52 margin in Greenville ... The Spartans opened the season series this year with a 71-61 victory over Furman at the Greensboro Coliseum just exactly two weeks ago ... UNCG flipped the game with a late 17-1 run against the Paladins, holding Furman to a then season-low 61 points ... The Paladins were held to just 41.8 percent (23-of-55) shooting from the field and 26.1 percent (6-of-23) from 3-point land.

Junior guard **Francis Alonso** led the way with 17 points, five rebounds and four assists .. Alonso was 2-of-3 from 3-point land and hit 7-of-8 from the free throw line ... Sophomore forward **James Dickey** added 12 points and nine rebounds, hitting 5-of-6 from the field ... Senior forward **Marvin Smith** finished with 13 point and five rebounds in 29 minutes of play ... Junior guard **Demetrius Troy** continued his strong play with 11 points and four assists, marking the third-straight game in double figures ... John Davis led the Paladins with 19 points and seven rebounds while Matt Rafferty added 14 points and five rebounds.

Last Time Out . . .

The Spartans returned to the win column Thursday night with a 73-51 victory over VMI at the Greensboro Coliseum ... UNCG held the Keydets to 40.9 percent (18-of-44) shooting from the field and 33.3 percent (5-of-15) from distance ... The Spartans forced VMI into 23 turnovers in the victory, scoring 20 points off those miscues ... Four Spartans scored in double figures with senior forward **Marvin Smith** leading the way with 13 points as he became the 25th Spartan all-time to reach the 1,000-career point mark ... Sophomore forward **James Dickey** posted a double-double of 12 points and 10 rebounds while also handing out four assists ... Freshman guard **Isaiah Miller** added 11 points and five rebounds off the bench while senior forward **Jordy Kuiper** chipped in 10 points, including two 3-pointers.

Scouting The Spartans . . .

The Spartans have won six out of their last seven games and sit alone in second place in Southern Conference play with an 8-2 record in league play and a 17-6 overall mark ... UNCG has posted a 5-5 overall record on the road this year, including a 3-2 mark in SoCon play with wins at VMI, Western Carolina

UNCG's Projected Starters



- #1 Marvin Smith, Sr., G/F
- #10 Francis Alonso, Jr., G
- #11 Demetrius Troy, Jr., G
- #21 James Dickey, So., F
- #32 Jordy Kuiper, Sr., F

Furman's Projected Starters



- #1 John Davis, Sr., G
- #3 Geoff Beans, Sr, F
- #12 Devin Sibley, Sr., G
- #32 Matt Rafferty, Jr., F
- #35 Daniel Fowler, Sr., G



2017-18 UNCG MEN'S BASKETBALL



2017-18 SoCon STANDINGS

Team	SoCon			Overall		
	W	L	Pct	W	L	Pct
ETSU	11	0	1.000	21	4	.840
UNCG	8	2	.800	17	6	.739
Wofford	7	4	.636	16	8	.667
Furman	7	4	.636	16	8	.667
Western Carolina	6	5	.545	11	13	.458
Mercer	4	7	.364	11	13	.458
The Citadel	4	7	.364	9	14	.391
Samford	4	8	.333	8	17	.320
Chattanooga	2	9	.182	8	17	.320
VMI	2	9	.182	7	15	.318

SCHOOL INFORMATION

School..... UNCG
 Location Greensboro, N.C.
 Founded 1891
 Enrollment 17,200
 Nickname Spartans
 Colors Navy, Gold & White
 Arena Greensboro Coliseum
 Capacity 7,617/23,000
 Affiliation NCAA Division I
 Conference Southern
 Chancellor Franklin D. Gilliam Jr.
 Director of Athletics Kim Record
 Alma Mater Virginia, 1984
 Athletics Dept. Phone 336-334-5952
 Ticket Office Phone 336-334-3250

TEAM INFORMATION

2016-17 Overall Record 25-10
 2016-17 SoCon Record 14-4
 SoCon Finish t-1st
 Letterwinners Returning/Lost 11/2
 Starters Returning/Lost 3/2
 Newcomers 4

COACHING STAFF

Head Coach Wes Miller
 Alma Mater North Carolina, 2007
 Career Record 102-109 (seventh year)
 Record at UNCG 102-109 (seventh year)
 Associate Head Coach Mike Roberts
 Alma Mater Indiana, 2005
 Assistant Coach Andre Morgan
 Alma Mater North Georgia, 2010
 Assistant Coach Chris LePore
 Alma Mater Belmont, 2014
 Dir. of Basketball Ops Kyle Bankhead
 Alma Mater Gonzaga, 2003

MEDIA INFORMATION

Asst. AD Matt McColleston
 Email matt.mccolleston@uncg.edu
 Cell Phone 336-676-3407
 Assistant Director Dan Wacker
 Assistant Director Corey Blucas
 Director of Marketing Dacia Ijames
 Media Relations Office 336-334-5615
 Website www.uncgspartans.com
 Mailing Address UNCG Athletics
 PO Box 26168
 Greensboro, NC 27402-6168

and Samford ... The Spartans are averaging 73.8 points per game while holding teams to a league-best 63.3 points per game ... UNCG is shooting 44.3 percent (602-of-1360) from the field and 35.7 percent (227-of-635) from 3-point land ... Opponents are shooting 41.7 percent (478-of-1147) from the field and 31.9 percent (143-of-448) from distance ... The Spartans are limiting opponents to just 6.2 made 3-pointers per game, the lowest number in the SoCon this season.

Junior guard **Francis Alonso** leads the Spartans and ranks second in the SoCon in scoring at 17.1 points per game ... Alonso leads the team with 83 3-pointers, connecting on 43.9 percent while hitting 87.3 percent (62-of-71) from the free throw line ... He ranks second on the team with 69 assists ... Senior forward **Marvin Smith** is second on the team in scoring at 12.4 points per game and second on the team grabbing 5.5 rebounds per game ... Smith is second on the team with 49 made 3-pointers, hitting 32.9 percent from distance.

Sophomore forward **James Dickey** leads the SoCon in rebounding at 8.2 caroms per game while adding 8.5 points per game ... Dickey leads the SoCon with 46 blocked shots ... He is shooting 52.8 percent (75-of-142) from the field this season ... Freshman guard **Isaiah Miller** adds 8.0 points per game off the bench and a team-high 31 steals ... Miller is shooting 78-of-140 (55.7%) on 2-point field goals this year and has hit 12-of-16 (75%) from the free throw line in league play ... Senior forward **Jordy Kuiper** is third on the team with 4.8 rebounds per game while adding 6.7 points per game ... Kuiper has connected on 26 3-pointers, hitting at 33.8 percent ... Junior guard **Demetrius Troy** leads the team with 92 assists and has a league-leading 2.57 assist/turnover ratio in league play.

Scouting The Paladins...

Furman enters Wednesday's game with a 16-8 overall record and a 7-4 mark in Southern Conference play ... The Paladins have posted a 3-4 record over their past seven games, including a 100-92 overtime loss at The Citadel Saturday ... Furman owns a 10-2 record at home this season, including a 4-1 league mark ... The Paladins' two home losses have come against Winthrop and ETSU ... Furman is averaging 80.2 points per game while shooting 46.4 percent (684-of-1474) from the field and 35.5 percent (252-of-710) from 3-point land ... Opponents are averaging 69.7 points per game, shooting 43.8 percent (609-of-1390) from the field and 31.3 percent (165-of-527) from distance.

Devin Sibley leads the Paladins in scoring at 15.7 points per game and is one of four members averaging double figures ... Sibley leads the team with 46 3-pointers, connecting on 37.4 percent while grabbing 4.7 rebounds per game ... John Davis is second on the team with 12.2 points per game while hitting 32 3-pointers at 35.6 percent ... Matt Rafferty leads the team with 7.5 rebounds per game while adding 11.8 points per game ... Rafferty is shooting 61.7 percent (113-of-183) from the field ... Daniel Fowler rounds out the double figure scorers at 11.2 points per game ... Fowler is third on the tea with 40 made 3-pointers while

Jordan Lyons is second on the team with 43 made 3-pointers.

Grand Style ...

Senior forward **Marvin Smith** became the 25th place in UNCG men's basketball history to reach the 1,000-career point mark Thursday night against VMI ... Smith joined the illustrious club at the 15:56 mark of the first half, hitting a leaping runner from 10-feet out for his 1,000th career point ... He finished the game with a team-high 13 points and joins teammate Francis Alonso as current Spartans in the 1,000-point club ... Smith enters Wednesday's game in 24th place all-time in scoring with 1,011 points, surpassing Demetrius Cherry last game (1,004 points).

- 20. Mark Bullock (1975-78) 1,072
- 21. Nathan Jameson (1998-01) 1,038
- 22. Nicholas Paulos (2011-15) 1,030
- 23. Kevin Oleksiak (2004-08) 1,015
- 24. Marvin Smith (2014-18) 1,011**
- 25. Demetrius Cherry (1996-00) 1,004

High Percentage ...

The Spartans set a program single-game record at Samford, connecting on 76.2 percent from 3-point land in the victory over the Bulldogs ... UNCG hit on 16-of-21 from 3-point land, including 9-of-11 (81.8%) in the first half ... The Spartans' 3-point prowess helped them score a season-high 98 points, including a season-best 53 first half points ... Junior guard **Francis Alonso** led the way hitting 8-of-9 from distance while senior forward **Jordy Kuiper** connected on 4-of-5 from long range.

17 And Counting ...

The Spartans picked up their 17th win of the season Thursday night and have won 42 games over the last two seasons ... Last year, UNCG won a program-record 25 games ... This year's 17 wins already ranked 10th-most in program history, tied with 17 wins with the 1980-81 team ... The 42 wins over the past two years is second-most in a two-year period for UNCG all-time, trailing the total of 43 wins set in 1994-95 and 1995-96.

- 25 wins - 2016-17
- 23 wins - 1994-95
- 22 wins - 1986-87
- 20 wins - 1995-96
- 20 wins - 2001-02
- 19 wins - 2007-08
- 19 wins - 2000-01
- 19 wins - 1987-88
- 18 wins - 2004-05
- 17 wins - 2017-18**
- 17 wins - 1980-81

Moving Into The Ranks ...

Senior forward **Marvin Smith** enters Wednesday's game second on the team with 48 made 3-pointers this year ... Smith moved into sole possession of eighth place all-time in UNCG history in made 3-pointers against Furman, hitting three from distance ... He just surpassed Derrick Nix (166) for eighth place and trails Nathan Jameson by 18 3-pointers for seventh place.

- 7. Nathan Jameson (1998-01) 188
- 8. Marvin Smith (2015-Present) 174**
- 9. Derrick Nix (1995-98) 166



2017-18 UNCG MEN'S BASKETBALL



10. Ricky Hickman (2004-07)

163

Winning With Defense . . .

The Spartans enter Wednesday's game leading the Southern Conference and ranking 13th in the nation in scoring defense, holding opponents to just 63.3 points per game ... This is a vast improvement over last year's team, which finished the year allowing 69.3 points per game ... The Spartans are holding opponents to 31.9 percent (143-of-448) shooting from 3-point land, ranking 47th in the nation ... In 12 out of the Spartans' 17 wins this year, UNCG has held opponents at or under 40 percent shooting from the field ... In 12 out of the 23 total games, the Spartans have held opponents under 30 percent shooting from 3-point land ... Additionally, UNCG ranks 14th in the country with 8.4 steals per game.

Reaching 100 Wins . . .

UNCG men's basketball head coach **Wes Miller** became the second head coach in UNCG men's basketball history to reach 100 career victories Wednesday night with the Spartans' 71-61 victory over Furman ... Miller is 102-108 in his seven seasons at the helm of the program but is 48-17 over the last 65 games -- a .738 winning percentage ... He joins Mike Dement as the only two coaches to reach 100 wins at UNCG and is now 16 career victories shy of Dement's record of 118 ... Earlier this year, Miller surpassed Fran McCaffery (90 wins) and Bob McEvoy (92 wins) already this season.

Block Party . . .

Sophomore forward **James Dickey** leads the Southern Conference and ranks 48th in the nation with 46 blocked shots on the year ... Dickey is averaging 2.1 blocked shots per game, ranking 35th in the country ... Kyle Hines holds the UNCG single-season record with 106 blocks in 2004-05.

Home Cooking . . .

The Spartans are 12-1 at home this season, including 9-1 at home at the Greensboro Coliseum ... The Spartans posted home wins over Delaware, Longwood, Elon, UNCW, Wofford, The Citadel, Mercer, Furman and VMI at the Coliseum while picking up wins over North Carolina Wesleyan, Ferrum College and Southeastern University on campus at Fleming Gymnasium ... In the Spartans' 13 home games this year, they are out-scoring opponents by a 75.0-56.6 margin ... UNCG is shooting 45.5 percent (345-of-759) from the field and 35.9 percent (129-of-359) from 3-point land compared to just 39.1 percent (257-of-658) from the field and 29.2 percent (76-of-260) from distance for its opponents ... Eight different Spartans average at least 5.0 points per game this season at home with **Francis Alonso** leading the way at 14.7 points per game, shooting 47.2 percent (42-of-89) from 3-point land ... Senior forward **Marvin Smith** averages 12.9 points and 4.6 rebounds per game while sophomore forward **James Dickey** averages 9.5 points and 8.3 rebounds per game.

Last year, UNCG recorded a 13-4 record at home marking the most home wins in a single season in program history ... Since the 2015-16 season, the Spartans are 35-9 at home, good for a 79.5 winning percentage ... The Spartans' 11 wins so far is tied for third most in a single season with

TALE OF THE TAPE (2017-18 OVERALL STATS)

	UNCG/SoCon Rank	Furman/SoCon Rank
Scoring Offense	73.8/7th	80.2/2nd
Scoring Defense	63.3/1st	69.7/4th
Scoring Margin	+10.5/2nd	+10.5/2nd
Free Throw %	.696 (266-of-382)/8th	.718 (305-of-425)/5th
Field Goal %	.443 (602-of-1359)/6th	.464 (684-of-1474)/4th
Field Goal Defense	.416 (478-of-1148)/2nd	.438 (609-of-1390)/4th
Three-Point FG %	.358 (227-of-634)/5th	.355 (252-of-710)/6th
Three-Point FG Defense	.318 (143-of-449)/3rd	.313 (165-of-527)/2nd
Three-Point FG Made	9.9/4th	10.5/3rd
Rebounding Offense	36.6/3rd	35.7/4th
Rebounding Defense	30.4/2nd	34.8/6th
Rebounding Margin	+6.2/1st	+0.8/4th
Offensive Rebounds/Game	12.0/2nd	10.2/6th
Defensive Rebounds/Game	24.7/6th	25.5/3rd
Blocked Shots Per Game	3.4/2nd	2.1/9th
Assists Per Game	14.0/7th	16.5/2nd
Steals Per Game	8.4/2nd	8.1/4th
Turnover Margin	+1.70/4th	+3.25/1st
Assist/Turnover Ratio	1.0/7th	1.4/1st

the 2000-01 and 2004-05 seasons ... The 2015-16 team won 12 home games to rank second.

Owning The Glass . . .

The Spartans are third the Southern Conference in rebounding offense at 36.5 per game and second in the SoCon in rebounding defense at 30.4 per game ... UNCG leads the league in rebounding margin at +6.2 per game, ranking 29th in the nation ... Sophomore forward **James Dickey** leads the SoCon and ranks 83rd in nation on the glass, grabbing 8.2 rebounds per game ... Dickey leads the league and ranks 27th in the country with 3.27 offensive rebounds per game

Spanish Sensation . . .

Junior guard **Francis Alonso** became the 23rd player in UNCG men's basketball history to reach 1,000-career points, setting the mark against Delaware in fitting fashion on a 3-pointer coming off a screen ... Alonso enters Wednesday's game with 1,356 career points, ranking 11th in school history ... He surpassed both Ron Sheppard and Courtney Eldridge on the all-time scoring last Saturday night against Samford.

- 9. Trevis Simpson (2010-13) 1409
- 10. Bruce Shaw (1969-73) 1401
- 11. Francis Alonso (2015-17) 1356**
- 12. Courtney Eldridge (1999-02) 1329
- 13. Ron Sheppard (1986-89) 1321

Alonso scored 963 points in his first two seasons, scoring a freshman-record 443 points and pouring in 520 points as a sophomore ... Alonso's 963 points ranks second all-time in program history for a player through his sophomore season ... Only Kyle Hines, the school's all-time leading scorer, has scored more points in his first two seasons with 986 points ... Alonso was named to the

preseason All-Southern Conference Team by both the league's head coaches and league's media.

Alonso Holds Record . . .

Junior guard **Francis Alonso** became the single-season record holder at UNCG for made 3-pointers last season with 102 makes ... He surpassed the previous record of 93 set by Scott Hartzell in 1994-95 ... He enters Wednesday's game already fifth all-time in a season with 83 made 3-pointers and is just two behind fourth place, which he also owns from his freshman campaign.

- 1. Francis Alonso (2016-17) 102
- 1. Scott Hartzell (1994-95) 93
- 3. Nicholas Paulos (2014-15) 91
- 4. Francis Alonso (2015-16) 85
- 5. Francis Alonso (2017-18) 83**
- 5. Mikko Koivisto (2007-08) 80

Alonso enters Wednesday's game with 270 career 3-pointers made in his career ... He moved into second place all-time in program history against Samford with his 8-of-9 performance, surpassing Jay Joseph, Francis Alonso and Mikko Koivisto to move from fifth to second place in one game ... He is 39 3-pointers shy of the all-time mark of 309 held by Scott Hartzell.

- 1. Scott Hartzell (1993-96) 309
- 2. Francis Alonso (2015-17) 270**
- 3. Mikko Koivisto (2007-10) 263
- 4. Nicholas Paulos (211-2015) 262
- 5. Jay Joseph (2001-04) 261

This season, he ranks second in the Southern Conference and fifth in the nation with 3.61-point field goals per game ... He is second in the league and sixth in the country with 83 total made 3-pointers.



2017-18 UNCG MEN'S BASKETBALL



30-Something Scorer . . .

Junior guard **Francis Alonso** has scored over 30 points in three contests this season after not reaching the mark in his first two seasons at UNCG ... Alonso set a then career-high with 32 points in the Spartans victory over Delaware ... Alonso connected on 10-of-14 from the field, 8-of-10 from 3-point land and 4-of-4 from the free throw line ... His eight made 3-pointers are also a record ... His 32 points are the most for UNCG since Tevon Saddler scored 34 in 2013.

He followed that up with a 31-point effort in the Spartans' loss at Wake Forest ... Alonso connected on 11-of-17 from the field and hit 7-of-10 from 3-point land in the game ... Alonso set a new career-high with 36 points in the victory Saturday over Liberty ... He earned Southern Conference Player of the Week honors for his play against the Flames.

He becomes the first Spartan to score over 30 points in a game three times in a season since Kyle Hines scored over 30 points three times in 2006-07 ... Hines scored 30 or more five times that season and scored over 30 points three times that year.

It's Raining Threes . . .

The Spartans rank 34th in the nation with 208 made 3-pointers this year and ranked 23rd overall with 635-208 attempts on the year ... This season, UNCG has hit 10 or more 3-pointers in 12 of 23 games with a season-high 16 made against Samford ... Last year, UNCG only had 14 games of 10 or more 3-pointers on the entire season ... Junior guard **Francis Alonso** leads the way with 83 made 3-pointers while senior **Marvin Smith** has hit 49 3-pointers on the year ... Junior guard **Demetrius Troy** has hit 27 from long range while senior forward **Jordy Kuiper** is fourth on the team with 26 3-pointers.

Off The Bench . . .

Freshman guard **Isaiah Miller** is averaging 8.0 points per game off the bench this season and has been an offensive spark for the Spartans ... He has scored in double figures nine times this season, including three-straight games ... He scored 10 points against Samford while adding 17 points in the loss at Chattanooga and 11 against VMI last week ... He scored 12 points against Southeastern ... He scored 13 points in 24 minutes against Liberty before fouling out ... He is second on the team with 26 steals despite playing only 14.8 minutes per game ... He posted a 12-point performance against Elon, hitting 5-of-7 from the field and a 10-point showing against UNCW.

Spartans Pull ACC Stunner . . .

The Spartans found themselves trailing by as many as 14 points early in the first half but UNCG showed its heart and battled back to stun Atlantic Coast Conference foe N.C. State at PNC Arena ... The Spartans turned in a game-changing 41-12 run stretching from the first half to the start of the second half to win their fourth-straight game.

The victory marks the third win all-time in program history for the Spartans against an ACC school and the first against one of the four ACC teams in from North Carolina ... The win is the

TALE OF THE TAPE - SoCON STYLE (2017-18 SoCON STATS)

	UNCG/SoCon Rank	Furman/SoCon Rank
Scoring Offense	72.7/6th	80.7/2nd
Scoring Defense	65.6/2nd	69.8/4th
Scoring Margin	+7.1/3rd	+10.9/2nd
Free Throw %	.731 (125-of-571)/5th	.686 (140-of-204)/10th
Field Goal %	.433 (254-of-586)/7th	.478 (314-of-657)/2nd
Field Goal Defense	.423 (213-of-504)/2nd	.434 (267-of-615)/4th
Three-Point FG %	.347 (94-of-271)/7th	.368 (120-of-326)/4th
Three-Point FG Defense	.370 (74-of-200)/7th	.340 (85-of-250)/4th
Three-Point FG Made	9.4/4th	10.9/2nd
Rebounding Offense	36.5/3rd	34.7/7th
Rebounding Defense	30.2/2nd	33.4/5th
Rebounding Margin	+6.3/2nd	+1.4/6th
Offensive Rebounds/Game	12.2/2nd	9.0/7th
Defensive Rebounds/Game	24.3/7th	25.7/3rd
Blocked Shots Per Game	3.9/2nd	1.8/10th
Assists Per Game	14.2/6th	17.3/1st
Steals Per Game	6.7/7th	7.7/3rd
Turnover Margin	+1.10/2nd	+3.00/1st
Assist/Turnover Ratio	1.0/6th	1.6/1st

first against the league since 2013 when UNCG defeated Virginia Tech on the road ... The win improved the Spartans to 4-1 this season against teams from North Carolina and marked their third-straight win over in-state foes.

Senior forward **Marvin Smith** led three Spartans in double figures and seven players with at least six points in the victory. ... Smith posted his first double-double of the year and fifth of his career with 16 points and 10 rebounds, hitting 7-of-12 from the field including a pair of 3-pointers ... Junior guard **Francis Alonso** scored a team-high 17 points, dished out six assists and posted four steals in 31 minutes of play ... Senior **Jordy Kuiper** scored a career-high 14 points, going 4-of-5 from 3-point land.

Triple Overtime Thriller . . .

The Spartans posted a thrilling, come-from-behind triple overtime victory Dec. 2 at Liberty by a 76-75 margin ... The game marked just the second triple overtime game in UNCG basketball history and the first-ever win by the Spartans in triple overtime ... UNCG's only other game to reach three extra sessions game February 28, 2004 with a 112-108 loss at Elon.

Saturday, the Spartans overcame a 11-point second half effort and trailed by seven points with 1:37 remaining ... Junior guard **Francis Alonso** scored a career-high 36 points and was clutch late in the game, hitting three last-second shots to either extend the game or win the game ... Alonso hit the game-winning shot with 2.4 second left in triple overtime ... He also hit game-tying 3-pointers in the final seconds at the end of regulation and at the end of the second overtime to keep the Spartans alive ... Alonso shook off a slow start, scoring 31 of his 36 points after halftime, finish-

ing the night shooting 10-of-31 from the field, 7-of-19 from 3-point land and 9-of-11 from the free throw line ... His 36 points are the most for a Spartan since Trevis Simpson scored 41 points in 2013 ... Alonso earned Southern Conference Player of the Week honors for his play against the Flames. Freshman guard **Isaiah Miller** was the only other Spartan in double figure scoring Saturday, adding 13 points, six rebounds and five steals off the bench before fouling out.

Cashing In On The Freebies . . .

Junior guard **Francis Alonso** led the team with an 87.7 free throw percentage last season, connecting on 114-of-130 ... He ranked third in the Southern Conference and 29th in the nation ... This season, he is second in the league at 87.3 percent, connecting on 62-of-71 ... During his three-year career, he is currently the all-time career holder for free throw percentage in UNCG history (minimum 150 attempts) at 86.8 percent (256-of-295) ... He is just ahead of David Whiteside (.860/202-of-235), Mikko Koivisto (.8564/185-of-216) and Nathan Jameson (.8560/214-of-250).

Record-Setting Season . . .

The Spartans are coming off one of their top seasons in program history last year ... UNCG set a single-season record with 25 wins, posting a 25-10 overall record ... The Spartans' 14-4 record in Southern Conference play also was a program-best in league play ... UNCG posted three winning streaks of six games or more last year for the first time in program history ... The Spartans won their first-ever SoCon regular season overall championship and advanced to the postseason for the sixth time in program history and the second-straight season.



2017-18 UNCG MEN'S BASKETBALL



HEAD COACH WES MILLER



NORTH CAROLINA, 2007



Wes Miller is in his seventh season as the UNCG men's basketball coach in 2017-18 after taking over the reins of the program in December of 2011 on an interim basis. Miller has spent the last six years building a championship-mentality throughout the program and has laid the groundwork for future success.

Miller is coming off his most successful season at the helm of the Spartans in 2016-17, leading the Spartans the program's third Southern Conference regular season title in program history and the first-ever No. 1 seed in the SoCon Tournament. He guided UNCG to a program-record 25-10 overall record and a 14-4 mark in SoCon play.

The 25 wins are the most for UNCG in the 50-year history of men's basketball while the 14 wins are the most for the Spartans in their SoCon history and ties the program record for conference wins in a season. UNCG advanced to the SoCon Tournament Championship game for the third time in program history and the first time since 2005. The Spartans and ETSU played one of the best championship games in program history with UNCG falling in the final seconds.

Miller led the Spartans to their second-straight postseason appearance and just the fifth appearance in program history as UNCG earned the SoCon's automatic bid into the National Invitation Tournament (NIT). The Spartans made their second appearance all-time in the NIT and first since 2002 when they traveled to Atlantic Coast Conference foe Syracuse.

The 2016-17 Spartans set a program-record with a nine-game winning streak, the longest winning streak for UNCG at the NCAA Division I level. Additionally, the Spartans became the first UNCG team to post three winning streaks of at least six or more games. UNCG posted a 7-2 record on the road in SoCon play, marking the best record of any team on the road in league play that season and setting a new UNCG record for road wins in league play at the NCAA Division I level.

Miller also led the Spartans to individual success in 2016-17 with senior guard Diante Baldwin and sophomore guard Francis Alonso earning Second Team All-SoCon honors while senior center R.J. White was named Third Team All-SoCon. Alonso set a UNCG single-season record with 102 made 3-pointers while freshman forward James Dickey was named to the league's All-Freshman Team.

Miller, the 2012 Southern Conference Coach of the Year during his interim season, has led the Spartans to double digit wins in five out of the last six years breaking a streak of three straight seasons with eight or less wins (2008-2011). When he took over during the 2011-12 season, he led the Spartans to a 10-8 SoCon record and the SoCon North Division title as he was 11-11 overall that year.

In 2015-16, he led the Spartans to a 15-19 overall record – their highest win total since the 2007-08 season. He guided UNCG to just its fourth postseason appearance in program history as the Spartans took part in the College Basketball Invitational (CBI), advancing to the quarterfinals. UNCG picked up its first-ever postseason win in program history with a 69-65 win over Houston Baptist at home at the Greensboro Coliseum

The Spartans finished the regular season with a 10-8 record in SoCon play, matching their win total in the league from 2011-12. UNCG was especially strong at home posting a 12-4 record, the highest win total since moving to the Greensboro Coliseum and the top mark for home wins since the 2000-01 season (12-6).

Junior center R.J. White and classmate Diante Baldwin were named to the All-SoCon Team last season. White led the conference and ranked 13th in NCAA Division I in field goal percentage at 61.6 percent while Baldwin was the only player in the league to rank in the top 20 in scoring and rebounding while ranking in the top five in assists and steals. Freshman Francis Alonso also burst onto the scene in 2015-16, setting the UNCG single-season scoring record for a freshman with 443 points on his way to All-Freshman Team accolades.

In 2014-15, the Spartans were hit hard by injuries

WES MILLER'S COACHING CAREER

Year	School	Position	Record
2017-18	UNCG	Head Coach	17-6
2016-17	UNCG	Head Coach	25-10
2015-16	UNCG	Head Coach	15-19
2014-15	UNCG	Head Coach	11-22
2013-14	UNCG	Head Coach	14-18
2012-13	UNCG	Head Coach	9-22
2011-12	UNCG	Interim Head Coach*	11-11
Head Coaching Career Record			102-109
* - Miller named interim head coach Dec. 13, 2011			
2011-12	UNCG	Assistant Coach	2-8
2010-11	UNCG	Assistant Coach	7-24
2009-10	High Point	Assistant Coach	15-15
2008-09	Elon	Assistant Coach	12-19



2017-18 UNCG MEN'S BASKETBALL



from the outset of the year and played late in the year with just six available scholarship student-athletes. Despite the disadvantage, UNCG was still the only team in the SoCon with five different players averaging double figures in scoring, with four out of the five players set to return next year.

Additionally, the Spartans had two players join the illustrious 1,000-career point mark that season as junior Kayel Locke became the 19th member in early February and senior Nicholas Paulos joined the ranks later that month.

Miller led the Spartans to 14 wins in 2013-14, their highest-win total since 2007-08. Included in that mark was the program's first victory over an ACC school since 2007 and just their second victory all-time against the conference with a come-from-behind win at Virginia Tech. Freshman Tevon Saddler was named as the Southern Conference Player of the Year in 2013-14, the Spartans first such honor since Kyle Hines won the award in 2005.

Junior Kyle Cain was named First Team All-SoCon and Second Team All-Region last year. Cain became the second straight Spartan to sign a professional contract overseas, inking with Ramat Hasharon in Israel. Trevis Simpson is in his second year playing professionally in Greece after starring for the Spartans from 2011-2014.

Miller and his staff were very active on the recruiting trail in his first full season as the Spartans bringing in seven newcomers for the 2013-14 season, the first full recruiting class under Miller's tenure. The highly-touted class includes six freshmen and one transfer. The Spartans were aggressive in recruiting North Carolina where they signed three All-State selections, including Clay Byrd and Diante Baldwin.

Miller and his staff also built on their success recruiting from the Baltimore area as they signed the Maryland Player of the Year, Tevon Saddler, a year removed from signing another Baltimore area standout in top-returning scorer Kayel Locke.

Miller, who was the youngest head coach in NCAA Division I at the time of his hire, made the removal of the interim tag an easy decision as he was named the Southern Conference Coach of the Year after leading the Spartans to the SoCon North Division title at the end of the 2011-12 season.

Miller took control of the program Dec. 13, 2011 with the Spartans sitting at 2-8 and led them through one of the biggest turnarounds in program history. Miller guided the Spartans to an 11-11 record the rest of the season to finish with a 13-19 overall record, including a 10-8 mark in SoCon play.

The Spartans lost their first six games under Miller to fall to 2-14 on the season but the program made an 180-degree turnaround posting an 11-5 record down the stretch. UNCG posted a seven-game winning streak during league play, which included several dramatic victories. The Spartans carried that momentum into the conference tournament where they advanced to the SoCon semifinals for the first time since the 2007-08 season.

Miller, who also spent the 2010-11 season as an assistant coach at UNCG, is no stranger to the state of North Carolina. He played three seasons at the University of North Carolina and spent two seasons as an assistant coach at Elon and High Point. Miller also ran his own basketball camps in Charlotte and Greensboro for two summers.

In three seasons as a player at North Carolina under head coach and mentor Roy Williams, Miller helped the Tar Heels to the national championship in 2005, two Atlantic Coast Conference regular-season championships and one ACC Tournament title. He was team captain as a senior in 2006-07, leading UNC to 31 wins and the NCAA Elite 8 as well as the ACC regular-season and tournament titles, and a final No. 3 national ranking.

As a junior, Miller shot 44.1 percent from the 3-point line, which was seventh-best in a single season in the UNC record book. His 64 treys that season ranked eighth in the ACC. He earned the team's Defensive Player of the Year and Most Improved Player awards that season, as well.

A fan favorite at UNC, Miller authored a book entitled *The Road to Blue Heaven*, which was published as a diary of his experiences as a North Carolina basketball player. In addition to his success on the floor, Miller excelled off the court, earning ACC Academic Honor Roll recognition and the UNC Athletic Director's Scholar Athlete-Award. He earned his degree in political science from North Carolina in 2007.

Upon his graduation from North Carolina, Miller played one season of professional basketball for the London Capitals of the British Basketball League, where he averaged 19.6 points per game to rank eighth in the league.

Miller was a prep standout at the New Hampton School in New Hampshire. He earned a scholarship to James Madison University, where he played one season before transferring to North Carolina to become a walk-on for Roy Williams' squad.

Miller married the former Ashley Love in August 2011.



2017-18 UNCG MEN'S BASKETBALL



2017-18 NUMERICAL ROSTER

No.	Name	Pos.	Ht.	Wt.	Cl.	Exp.	Hometown/Previous School
0	Kylia Sykes	G	6-5	195	R-Fr.	RS	Washington, D.C./St. John's College
1	Marvin Smith Jr.	F	6-6	205	Sr.	3L	Richmond, Va./Fork Union Military Academy
2	Malik Massey	G	6-3	195	So.	1L	Charlotte, N.C./New Hampton Prep
3	Jelani Mofford	F	6-5	187	Jr.	2L	Mississauga, Ontario/Athlete Institute
10	Francis Alonso	G	6-3	185	Jr.	2L	Malaga, Spain/Cushing Academy (Mass.)
11	Demetrius Troy	G	6-0	187	Jr.	2L	Raleigh, N.C./Word of God
13	Justin Jordan	G	6-3	185	Sr.	1L	Davidson, N.C./UW-Milwaukee
14	Kyrin Galloway	F	6-8	215	So.	1L	Milton, Ga./Milton
15	Garrett Collins	F	6-5	200	Sr.	3L	Asheville, N.C./Fishburne Military Academy
21	James Dickey III	F	6-10	200	So.	1L	Raleigh, N.C./Word of God
22	Jack Konstanzer	G	5-11	165	R-Fr.	RS	Kill Devil Hills, N.C./First Flight
24	Isaiah Miller	G	6-0	180	Fr.	HS	Covington, Ga./Newton
25	Lloyd Burgess	C	6-11	270	Jr.	2L	Durham, N.C./Christ School
32	Jordy Kuiper	F	6-9	250	Sr.	3L	Groningen, Netherlands/Canaries Basketball
35	Eric Hamilton	F	6-9	250	Jr.	TR	Atlanta, Ga./Wichita State
44	Kaleb Hunter	G	6-4	190	Fr.	HS	Raleigh, N.C./Neuse Christian

2017-18 ALPHABETICAL ROSTER

No.	Name	Pos.	Ht.	Wt.	Cl.	Exp.	Hometown/Previous School
10	Francis Alonso	G	6-3	185	Jr.	2L	Malaga, Spain/Cushing Academy (Mass.)
25	Lloyd Burgess	C	6-11	270	Jr.	2L	Durham, N.C./Christ School
15	Garrett Collins	F	6-5	200	Sr.	3L	Asheville, N.C./Fishburne Military Academy
21	James Dickey III	F	6-10	200	So.	1L	Raleigh, N.C./Word of God
14	Kyrin Galloway	F	6-8	215	So.	1L	Milton, Ga./Milton
35	Eric Hamilton	F	6-9	250	Jr.	TR	Atlanta, Ga./Wichita State
44	Kaleb Hunter	G	6-4	190	Fr.	HS	Raleigh, N.C./Neuse Christian
13	Justin Jordan	G	6-3	185	Sr.	1L	Davidson, N.C./UW-Milwaukee
22	Jack Konstanzer	G	5-11	165	R-Fr.	RS	Kill Devil Hills, N.C./First Flight
32	Jordy Kuiper	F	6-9	250	Sr.	3L	Groningen, Netherlands/Canaries Basketball
2	Malik Massey	G	6-3	195	So.	1L	Charlotte, N.C./New Hampton Prep
24	Isaiah Miller	G	6-0	180	Fr.	HS	Covington, Ga./Newton
3	Jelani Mofford	F	6-5	187	Jr.	2L	Mississauga, Ontario/Athlete Institute
1	Marvin Smith Jr.	F	6-6	205	Sr.	3L	Richmond, Va./Fork Union Military Academy
0	Kylia Sykes	G	6-5	195	R-Fr.	RS	Washington, D.C./St. John's College
11	Demetrius Troy	G	6-0	187	Jr.	2L	Raleigh, N.C./Word of God

Head Coach: Wes Miller, seventh season (North Carolina, 2007)

Associate Head Coach: Mike Roberts, sixth season (Indiana, 2005)

Assistant Coach: Chris LePore, fourth season (Belmont, 2014)

Assistant Coach: Andre Morgan, second season (North Georgia, 2010)

Graduate Manager: Tim Peete, second season (Tulsa, 2014)

Graduate Manager: Tom Tankelewicz, second season (Western Carolina, 2014)



2017-18 UNCG MEN'S BASKETBALL



2017-18 MISCELLANEOUS STATISTICS

2017-18 Game-By-Game Starting Lineups

11/10	at Virginia	Troy	Alonso	Smith	Dickey	Kuiper
11/15	N.C. WESLEYAN	Troy	Alonso	Smith	Dickey	Kuiper
11/17	FERRUM	Troy	Alonso	Smith	Dickey	Kuiper
11/20	DELAWARE	Troy	Alonso	Smith	Dickey	Kuiper
11/21	LONGWOOD	Troy	Alonso	Smith	Dickey	Kuiper
11/24	at Wake Forest	Troy	Alonso	Smith	Dickey	Kuiper
11/28	at Presbyterian	Troy	Alonso	Smith	Dickey	Kuiper
12/2	at Liberty	Troy	Alonso	Smith	Dickey	Kuiper
12/7	ELON	Troy	Alonso	Smith	Dickey	Kuiper
12/13	UNCW	Troy	Alonso	Smith	Dickey	Kuiper
12/16	at N.C. State	Troy	Alonso	Smith	Dickey	Kuiper
12/19	UNC ASHEVILLE	Troy	Alonso	Smith	Dickey	Kuiper
12/21	SOUTHEASTERN	Troy	Alonso	Smith	Galloway	Kuiper
12/30	WOFFORD	Troy	Alonso	Smith	Dickey	Kuiper
1/6	at VMI	Troy	Alonso	Smith	Dickey	Kuiper
1/11	at ETSU	Troy	Alonso	Smith	Dickey	Kuiper
1/13	at Western Carolina	Troy	Alonso	Smith	Dickey	Kuiper
1/18	THE CITADEL	Troy	Alonso	Smith	Dickey	Kuiper
1/20	MERCER	Troy	Alonso	Smith	Dickey	Kuiper
1/24	FURMAN	Troy	Alonso	Smith	Dickey	Kuiper
1/27	at Samford	Troy	Alonso	Smith	Dickey	Kuiper
1/29	at Chattanooga	Troy	Alonso	Smith	Dickey	Kuiper
2/1	VMI	Troy	Alonso	Smith	Dickey	Kuiper
2/7	at Furman					
2/10	WESTERN CAROLINA					
2/12	ETSU					
2/15	at The Citadel					
2/17	at Mercer					
2/20	at Wofford					
2/23	CHATTANOOGA					
2/25	MERCER					

Double-Figure Scoring Games

	2017-18	Career
Francis Alonso	18	65
Marvin Smith	19	56
Demetrius Troy	4	18
James Dickey	10	18
Jordy Kuiper	5	14
Isaiah Miller	9	9
Kyrin Galloway	4	5
Kylia Sykes	2	2
Garrett Collins	1	1
Malik Massey	0	1

20 Points or More Scoring Games

	2017-18	Career
Francis Alonso	8	24
Marvin Smith	1	4
Demetrius Troy	0	1

Double-Double Games

	2017-18	Career
Marvin Smith	2	6
James Dickey	2	5
Jordy Kuiper	0	2

Games Led UNCG In Scoring

	2017-18	Career
Francis Alonso	14	37
Marvin Smith	8	16
Isaiah Miller	2	2
James Dickey	1	2
Demetrius Troy	0	2

Games Led UNCG In Rebounding

	2017-18	Career
James Dickey	15	30
Marvin Smith	6	19
Jordy Kuiper	3	10
Kyrin Galloway	1	2
Lloyd Burgess	0	2
Demetrius Troy	0	1

2017-18 MISCELLANEOUS STATISTICS

Largest Lead: 58 vs. Ferrum (11/17/17)	Home Games12-1	When shooting 45% or better10-2
Largest Deficit: 14 vs. NC State and Wofford (12/30/17)	At Coliseum 9-1	When shooting under 45% 7-4
Largest Margin of Victory 52 vs. Ferrum (11/17/17)	At Fleming Gym 3-0	When holding opponents under 45%.....14-2
Largest Margin of Defeat 12 at Virginia (11/10/17)	Away Games..... 5-5	When opponent shoots over 45%..... 3-4
Largest Halftime Lead: 25 vs. Ferrum (11/17/17)	Neutral Games 0-0	When shooting 70% or better from FT.....10-2
Largest Halftime Deficit: 14 vs. Wofford (12/30/17)	Conference Games 8-2	When shooting under 70% from FT..... 7-4
Largest Halftime Deficit In Win: 14 vs. Wofford (12/30/17)	Non-Conference Games10-4	When shooting 35% or better from 3 9-2
Largest Lead In Loss: 15 at Presbyterian (11/28/17)	Overtime Games 2-1	When shooting under 35% from 3..... 8-4
Largest Deficit In Win: 14 vs. NC State & Wofford	Games versus ranked opponents 0-0	When opponent shoots 35%+ from 3 5-3
Most Points Scored In A Half: 53 at Samford (1/27/18)	Games decided by 5 points or less..... 5-2	When opponent shoots >35% from 3.....12-3
Most Points Allowed In A Half: 45 at Wake Forest (11/24/17)	Games decided by 6-10 points 1-3	When hitting seven or more 3's.....16-5
Most Points Scored In A Game: 98 at Samford (1/27/18)	Games decided by 11 or more points.....11-1	When hitting less than seven 3's..... 1-1
Most Points Allowed In A Game: 82 at Samford (1/27/18)	When ahead at the half 9-3	When opponent hits 7< 3's..... 7-3
Fewest Points Allowed In Half 11 vs. Longwood, 2nd half (11/21/17)	When trailing at the half 7-3	When opponent hits >7 3's.....10-3
Fewest Points Allowed In Game 40 vs. Longwood (11/21/17)	When tied at the half..... 1-0	When committing 15 or more to's..... 8-2
	When outrebounding opponent.....13-2	When committing less than 15 to's 9-4
	When outrebounded or tied 4-4	When forcing 15 or more to's.....10-3
	When scoring 90+ points 2-0	When failing to force 15 turnovers..... 7-3
	When scoring 80-89 points 3-1	When handing out 15+ assists 8-1
	When scoring 70-79 points10-2	When handing out >15 assists 9-5
	When scoring under 70 points..... 2-3	When recording 6+ steals.....16-4
	When opponent scores under 7014-4	When recording fewer than 6 steals..... 1-2
	When opponent scores 70-79..... 2-0	When UNCG bench outscores opp.11-2
	When opponent scores 80-89..... 1-2	When UNCG bench is outscored or tied..... 5-4
	When opponent scores 90+ 0-0	When Smith leads UNCG in scoring 5-3
		When Miller leads UNCG in scoring 1-0
		When Alonso leads UNCG in scoring11-2
		When Dickey leads UNCG in scoring 0-1



2017-18 UNCG MEN'S BASKETBALL



Kylia Sykes' Notebook

Made first career appearance for the Spartans at Virginia, scoring two points and grabbing four rebounds ... Scored four points, grabbed five rebounds, dished out two assists and notched two steals against N.C. Wesleyan ... Scored a career-high 10 points against Ferrum College, hitting 4-of-5 from the field ... Scored seven points against Elon on 3-of-4 shooting from the field ... Added five points against UNC Asheville ... Scored 11 points against Southeastern in 21 minutes, hitting 2-of-3 from 3-point land ... Scored four points on 2-of-2 shooting at Samford ... Added five points on 2-of-3 shooting versus VMI, including a 3-pointer.

#0

KYLIA SYKES

REDSHIRT FRESHMAN

SEASON HIGHS

Points 11 vs. Southeastern (12/21/17)
Rebounds .5 vs. N.C. Wesleyan (11/15/17)
Assists 3 vs. Longwood (11/21/17)
Steals 2, three times
Blocks 1, five times
FG Made 4, two times
FG Att 5, two times
3FG Made ... 2 vs. Southeastern (12/21/17)
3FG Att. 3 vs. Southeastern (12/21/17)
FT Made.... 2 vs. N.C. Wesleyan (11/15/17)
FT Att...... 2, two times

CAREER HIGHS

Points 11 vs. Southeastern (12/21/17)
Rebounds .5 vs. N.C. Wesleyan (11/15/17)
Assists 3 vs. Longwood (11/21/17)
Steals 2, three times
Blocks 1, four times
FG Made 4, two times
FG Att 5, two times
3FG Made ... 2 vs. Southeastern (12/21/17)
3FG Att. 3 vs. Southeastern (12/21/17)
FT Made.... 2 vs. N.C. Wesleyan (11/15/17)
FT Att...... 2, two times

2017-18 UNCG Men's Basketball UNCG Individual Game-by-Game (as of Feb 05, 2018) All games

#00 Kylia Sykes

Opponent	Date	gs	min	Total		3-Pointers		Free throws		Rebounds				pf	a	t/o	blk	stl	pts	avg
				fg-fga	pct	3fg-fga	pct	ft-fa	pct	off	def	tot	avg							
at Virginia	11/10/17	14	1-1	1.000	0-0	.000	0-0	.000	2	2	4	4.0	1	2	1	0	0	2	2.0	
N.C. WESLEYAN	11/15/17	12	1-2	.500	0-1	.000	2-2	1.000	3	2	5	4.5	3	2	2	0	2	4	3.0	
FERRUM COLLEGE	11/17/17	20	4-5	.800	1-2	.500	1-2	.500	1	0	1	3.3	1	1	2	1	1	10	5.3	
DELAWARE	11/20/17	8	0-0	.000	0-0	.000	1-2	.500	0	1	1	2.8	2	1	0	0	1	1	4.3	
LONGWOOD	11/21/17	10	0-2	.000	0-2	.000	0-0	.000	1	0	1	2.4	1	3	1	0	1	0	3.4	
at Wake Forest	11/24/17	6	0-0	.000	0-0	.000	0-1	.000	0	1	1	2.2	3	0	0	0	0	0	2.8	
at Presbyterian	11/28/17	8	0-1	.000	0-0	.000	0-0	.000	0	0	0	1.9	2	1	1	0	1	0	2.4	
at Liberty	12/02/17	27	0-2	.000	0-1	.000	0-0	.000	2	2	4	2.1	5	0	1	0	2	0	2.1	
ELON	12/07/17	14	3-4	.750	1-2	.500	0-0	.000	0	2	2	2.1	1	0	0	1	2	7	2.7	
UNCW	12/13/17	9	1-4	.250	0-1	.000	0-0	.000	2	0	2	2.1	1	0	0	0	0	2	2.6	
at NC State	12/16/17	4	0-0	.000	0-0	.000	0-0	.000	1	0	1	2.0	0	0	0	0	0	0	2.4	
UNC ASHEVILLE	12/19/17	4	2-2	1.000	1-1	1.000	0-0	.000	0	0	0	1.8	2	0	1	0	1	5	2.6	
SOUTHEASTERN	12/21/17	21	4-5	.800	2-3	.667	1-1	1.000	0	1	1	1.8	0	2	1	0	1	11	3.2	
WOFFORD	12/30/17	4	0-0	.000	0-0	.000	0-0	.000	0	1	1	1.7	0	1	0	0	0	0	3.0	
at VMI	01/06/18	5	0-0	.000	0-0	.000	0-0	.000	1	0	1	1.7	2	0	2	0	0	0	2.8	
at ETSU	01/11/18	8	0-0	.000	0-0	.000	0-0	.000	0	0	0	1.6	0	0	0	0	0	0	2.6	
at Western Carolina	01/13/18	4	0-0	.000	0-0	.000	0-0	.000	0	0	0	1.5	1	0	1	0	0	0	2.5	
THE CITADEL	01/18/18	6	0-1	.000	0-1	.000	0-0	.000	0	0	0	1.4	0	0	0	0	1	0	2.3	
MERCER	01/20/18	7	0-0	.000	0-0	.000	0-0	.000	0	0	0	1.3	2	0	0	1	0	0	2.2	
FURMAN	01/24/18	9	0-0	.000	0-0	.000	0-0	.000	0	0	0	1.3	2	0	0	1	0	0	2.1	
at Samford	01/27/18	12	2-2	1.000	0-0	.000	0-0	.000	0	1	1	1.2	3	0	0	1	1	4	2.2	
at Chattanooga	01/29/18	14	0-1	.000	0-1	.000	0-0	.000	1	0	1	1.2	2	1	0	0	1	0	2.1	
VMI	02/01/18	16	2-3	.667	1-2	.500	0-0	.000	0	0	0	1.2	2	0	0	0	1	5	2.2	
Totals		0	242	20-35	.571	6-17	.353	5-8	.625	14	13	27	1.2	36	14	13	5	16	51	2.2

Games played: 23
 Minutes/game: 10.5
 Points/game: 2.2
 FG Pct: 57.1
 3FG Pct: 35.3
 FT Pct: 62.5

Rebounds/game: 1.2
 Assists/game: 0.6
 Turnovers/game: 0.6
 Assist/turnover ratio: 1.1
 Steals/game: 0.7
 Blocks/game: 0.2

KYLIA SYKES' CAREER STATISTICS

Season	gp-gs	min/avg	Total		3-Point		F-Throws		Rebounds				Scoring							
			fg-fga	pct	fg-fga	pct	ft-fa	pct	off	def	tot	avg	pf	fo	ast	to	blk	stl	pts	avg
2017-18	23-0	242/10.5	20-35	.571	6-17	.353	5-8	.625	14	13	27	1.2	36	1	14	13	5	16	51	2.2
TOTAL	23-0	242/10.5	20-35	.571	6-17	.353	5-8	.625	14	13	27	1.2	36	1	14	13	5	16	51	2.2



2017-18 UNCG MEN'S BASKETBALL



Marvin Smith's Notebook

Opened the season with 12 points and nine rebounds at Virginia (Nov. 10) ... Scored 16 points against N.C. Wesleyan, hitting four 3-pointers ... Scored 15 points and grabbed six rebounds against Ferrum ... Scored 12 points and posted four steals against Elon, hitting 5-of-9 from the field ... Posted 15 points and six rebounds against UNCW, hitting three 3-pointers ... Recorded a double-double against N.C. State, scoring 16 points and grabbing 10 rebounds ... Named the SoCon Player of the Week Dec. 18 for his performances against N.C. State and UNCW ... Scored 13 points against UNC Asheville ... Scored a team-high 11 points and grabbed nine rebounds against ETSU ... Scored a career-high 24 points and grabbed nine rebounds at Western Carolina ... Connected on 9-of-15 from the field, including three 3-pointers, while hitting 3-of-3 from the free throw line ... Recorded a double-double against The Citadel, scoring 14 points and grabbing 10 rebounds ... Scored 15 points against Mercer ... Added 13 points and five rebounds against Furman ... Scored 18 points and grabbed seven rebounds at Samford ... Became the 25th player in UNCG history to reach the 1,000-career point mark, accomplishing the feat against VMI when he scored 13 points.

#1

MARVIN SMITH

SENIOR

SEASON HIGHS

Points 24 at WCU (1/13/18)
Rebounds 10, two times
Assists 4 s. VMI (2/1/18)
Steals 4, two times
Blocks 2 vs. Dealware (11/20/17)
FG Made 9 at WCU (1/13/18)
FG Att 17 vs. The Citadel (1/18/18)
3FG Made . 4 vs. N.C. Wesleyan (11/15/17)
3FG Att 10, three times
FT Made 6 at Virginia (11/10/17)
FT Att 9 at ETSU (1/11/18)

CAREER HIGHS

Points 24 at WCU (1/13/18)
Rebounds 16 vs. The Citadel (2/25/16)
Assists 5 vs. The Citadel (3/4/17)
Steals 4, two times
Blocks 3 vs. S. Wesleyan (12/14/16)
FG Made 9, two times
FG Att 17, two times
3FG Made 5 vs. Mars Hill (12/5/16)
3FG Att 10, four times
FT Made 9 vs. Greensboro (11/14/15)
FT Att 11 vs. Greensboro (11/14/15)

Opponent	Date	gs	min	Total		3-Pointers		Free throws		Rebounds				pf	a	t/o	blk	stl	pts	avg	
				fg-fga	pct	3fg-fga	pct	ft-fa	pct	off	def	tot	avg								
at Virginia	11/10/17	*	29	2-12	.167	2-8	.250	6-6	1.000	4	5	9	9.0	4	0	0	0	0	12	12.0	
N.C. WESLEYAN	11/15/17	*	22	6-12	.500	4-10	.400	0-0	.000	0	3	3	6.0	0	2	1	1	0	16	14.0	
FERRUM COLLEGE	11/17/17	*	19	5-10	.500	3-7	.429	2-2	1.000	1	5	6	6.0	2	0	1	0	0	15	14.3	
DELAWARE	11/20/17	*	32	3-11	.273	3-7	.429	4-4	1.000	5	2	7	6.3	2	0	2	2	1	13	14.0	
LONGWOOD	11/21/17	*	20	4-11	.364	2-7	.286	0-0	.000	0	2	2	5.4	3	1	3	0	1	10	13.2	
at Wake Forest	11/24/17	*	30	2-5	.400	1-3	.333	5-6	.833	1	3	4	5.2	5	0	1	0	0	10	12.7	
at Presbyterian	11/28/17	*	26	2-9	.222	1-3	.333	0-0	.000	2	2	4	5.0	2	3	2	0	1	5	11.6	
at Liberty	12/02/17	*	8	0-2	.000	0-2	.000	0-0	.000	0	1	1	4.5	1	0	1	0	0	0	10.1	
ELON	12/07/17	*	21	5-9	.556	2-5	.400	0-0	.000	0	1	1	4.1	1	2	1	0	4	12	10.3	
UNCW	12/13/17	*	26	5-11	.455	3-7	.429	2-2	1.000	1	5	6	4.3	4	1	0	0	0	15	10.8	
at NC State	12/16/17	*	34	7-12	.583	2-6	.333	0-2	.000	4	6	10	4.8	2	1	2	0	0	16	11.3	
UNC ASHEVILLE	12/19/17	*	31	5-12	.417	3-10	.300	0-0	.000	2	1	3	4.7	3	1	2	0	3	13	11.4	
SOUTHEASTERN	12/21/17	*	23	4-7	.571	1-4	.250	4-4	1.000	0	5	5	4.7	3	0	1	1	2	13	11.5	
WOFFORD	12/30/17	*	29	0-4	.000	0-2	.000	6-8	.750	2	1	3	4.6	0	1	3	1	1	6	11.1	
at VMI	01/06/18	*	25	3-14	.214	1-7	.143	0-0	.000	1	6	7	4.7	2	0	2	0	0	7	10.9	
at ETSU	01/11/18	*	26	2-8	.250	2-6	.333	5-9	.556	4	5	9	5.0	4	0	1	0	0	11	10.9	
at Western Carolina	01/13/18	*	32	9-15	.600	3-8	.375	3-3	1.000	3	6	9	5.2	1	0	2	0	2	24	11.6	
THE CITADEL	01/18/18	*	30	4-17	.235	3-10	.300	3-4	.750	4	6	10	5.5	2	1	2	0	4	14	11.8	
MERCER	01/20/18	*	33	4-13	.308	3-9	.333	4-9	.444	2	2	4	5.4	4	1	1	1	1	15	11.9	
FURMAN	01/24/18	*	29	3-8	.375	3-6	.500	4-6	.667	0	5	5	5.4	2	1	0	1	1	13	12.0	
at Samford	01/27/18	*	24	5-9	.556	3-5	.600	5-6	.833	2	5	7	5.5	3	4	1	1	1	18	12.3	
at Chattanooga	01/29/18	*	35	4-13	.308	1-8	.125	5-7	.714	1	7	8	5.6	5	0	0	1	1	14	12.4	
VMI	02/01/18	*	25	4-11	.364	3-9	.333	2-2	1.000	0	4	4	5.5	1	4	0	1	1	13	12.4	
Totals			23	609	88-235	.374	49-149	.329	60-80	.750	39	88	127	5.5	56	23	29	10	24	285	12.4

Games played: 23
 Minutes/game: 35.2
 Points/game: 12.4
 FG Pct: 37.4
 3FG Pct: 32.9
 FT Pct: 75.0


Rebounds/game: 5.5
 Assists/game: 1.0
 Turnovers/game: 1.3
 Assist/turnover ratio: 0.8
 Steals/game: 1.0
 Blocks/game: 0.4

MARVIN SMITH'S CAREER STATISTICS

Season	gp-gs	min/avg	Total		3-Point		F-Throws		Rebounds				Scoring							
			fg-fga	pct	fg-fga	pct	ft-fa	pct	off	def	tot	avg	pf	fo	ast	to	blk	stl	pts	avg
2014-15	21-10	379/18.0	34-117	.291	15-45	.333	15-26	.577	26	33	59	2.8	54	4	9	15	4	8	98	4.7
2015-16	34-33	908/26.7	108-300	.360	55-171	.322	47-70	.671	40	147	187	5.5	106	2	20	39	15	41	318	9.4
2016-17	34-34	887/26.1	107-287	.373	55-175	.314	41-57	.719	47	93	140	4.1	96	5	36	47	21	30	310	9.1
2017-18	23-23	609/26.5	88-235	.374	49-149	.329	60-80	.750	39	88	127	5.5	56	2	23	29	10	24	285	12.4
TOTAL	112-100	2783/24.8	337-939	.359	174-540	.322	163-233	.700	152	361	513	4.6	312	13	88	130	50	103	1011	9.0



2017-18 UNCG MEN'S BASKETBALL



Malik Massey's Notebook

Scored seven points and dished out three assists against Ferrum ... Scored eight points and hit a pair of 3-pointers against Elon ... Scored six points against N.C. State in 14 minutes of play ... Scored eight points against Southeastern, hitting 3-of-6 from the field ... Missed the last three games due to injury.

#2

MALIK MASSEY

SOPHOMORE

SEASON HIGHS

Points 8, three times
Rebounds 4, two times
Assists 3, three times
Steals 3 vs. Longwood (11/21/17)
Blocks n/a
FG Made 3, three times
FG Att 7, four times
3FG Made 2, two times
3FG Att 5 vs. Elon (12/7/17)
FT Made 4 at N.C. State (12/16/17)
FT Att 4, two times

CAREER HIGHS

Points 11 vs. Mars Hill (12/5/16)
Rebounds 3, six times
Assists 3, six times
Steals 2, four times
Blocks n/a
FG Made 4 vs. Mars Hill (12/5/16)
FG Att 7, five times
3FG Made 2, seven times
3FG Att 5, two times
FT Made 4, two times
FT Att 4, three times

Opponent	Date	gs	min	Total		3-Pointers		Free throws		Rebounds				pf	a	t/o	blk	stl	pts	avg
				fg-fga	pct	3fg-fga	pct	ft-fa	pct	off	def	tot	avg							
at Virginia	11/10/17	11		0-1	.000	0-1	.000	1-2	.500	0	0	0	0.0	0	2	2	0	0	1	1.0
N.C. WESLEYAN	11/15/17	18		2-5	.400	0-1	.000	0-1	.000	0	1	1	0.5	0	1	2	0	0	4	2.5
FERRUM COLLEGE	11/17/17	15		2-3	.667	2-2	1.000	1-2	.500	0	3	3	1.3	1	3	0	0	2	7	4.0
DELAWARE	11/20/17	16		3-4	.750	1-1	1.000	1-1	1.000	0	1	1	1.3	0	3	2	0	0	8	5.0
LONGWOOD	11/21/17	15		2-4	.500	1-3	.333	2-2	1.000	0	0	0	1.0	1	1	0	0	3	7	5.4
at Wake Forest	11/24/17	22		2-3	.667	1-2	.500	0-0	.000	0	1	1	1.0	2	2	0	0	0	5	5.3
at Presbyterian	11/28/17	19		1-5	.200	1-4	.250	0-0	.000	0	0	0	0.9	3	3	1	0	0	3	5.0
at Liberty	12/02/17	30		1-2	.500	1-2	.500	2-2	1.000	0	4	4	1.3	5	2	1	0	2	5	5.0
ELON	12/07/17	21		3-7	.429	2-5	.400	0-0	.000	0	0	0	1.1	0	2	2	0	1	8	5.3
UNCW	12/13/17	20		1-7	.143	0-3	.000	2-2	1.000	0	1	1	1.1	1	0	0	0	2	4	5.2
at NC State	12/16/17	14		1-3	.333	0-0	.000	4-4	1.000	0	1	1	1.1	5	2	0	0	0	6	5.3
UNC ASHEVILLE	12/19/17	15		0-0	.000	0-0	.000	0-0	.000	1	0	1	1.1	0	0	1	0	0	0	4.8
SOUTHEASTERN	12/21/17	18		3-6	.500	0-2	.000	2-4	.500	0	4	4	1.3	2	2	2	0	0	8	5.1
WOFFORD	12/30/17	19		3-4	.750	1-2	.500	0-0	.000	0	0	0	1.2	1	0	2	0	1	7	5.2
at VMI	01/06/18	21		2-4	.500	1-2	.500	0-0	.000	0	1	1	1.2	1	1	1	0	0	5	5.2
at ETSU	01/11/18	16		2-7	.286	0-2	.000	0-0	.000	0	2	2	1.3	1	2	1	0	0	4	5.1
at Western Carolina	01/13/18	13		0-0	.000	0-0	.000	0-1	.000	0	0	0	1.2	2	1	2	0	1	0	4.8
THE CITADEL	01/18/18	11		2-7	.286	1-4	.250	0-0	.000	0	1	1	1.2	2	0	2	0	0	5	4.8
MERCER	01/20/18	14		0-2	.000	0-2	.000	0-0	.000	0	0	0	1.1	1	0	0	0	2	0	4.6
FURMAN	01/24/18	12		0-4	.000	0-1	.000	0-0	.000	0	1	1	1.1	1	1	1	0	1	0	4.4
at Samford	01/27/18	dnp		-	-	-	-	-	-	-	-	-	-	-	-	-	-	-	-	-
at Chattanooga	01/29/18	dnp		-	-	-	-	-	-	-	-	-	-	-	-	-	-	-	-	-
VMI	02/01/18	dnp		-	-	-	-	-	-	-	-	-	-	-	-	-	-	-	-	-
Totals		0	340	30-78	.385	12-39	.308	15-21	.714	1	21	22	1.1	29	28	22	0	15	87	4.4

Games played: 20
 Minutes/game: 17.0
 Points/game: 4.4
 FG Pct: 38.5
 3FG Pct: 30.8
 FT Pct: 71.4

Rebounds/game: 1.1
 Assists/game: 1.4
 Turnovers/game: 1.1
 Assist/turnover ratio: 1.3
 Steals/game: 0.8

MALIK MASSEY'S CAREER STATISTICS

Season	gp-gs	min/avg	Total		3-Point		F-Throws		Rebounds				pf	fo	ast	to	blk	stl	Scoring	
			fg-fga	pct	fg-fga	pct	ft-fa	pct	off	def	tot	avg							pts	avg
2016-17	35-0	554/15.8	43-109	.394	25-56	.446	11-19	.579	3	27	30	0.9	37	0	34	23	0	18	122	3.5
2017-18	20-0	340/17.0	30-78	.385	12-39	.308	15-21	.714	1	21	22	1.1	29	2	28	22	0	15	87	4.4
TOTAL	55-0	894/16.3	73-187	.390	37-95	.389	26-40	.650	4	48	52	0.9	66	2	62	45	0	33	209	3.8



2017-18 UNCG MEN'S BASKETBALL



Jelani Mofford's Notebook



#3

JELANI MOFFORD

JUNIOR

SEASON HIGHS

Points
 Rebounds
 Assists
 Steals
 Blocks
 FG Made
 FG Att
 3FG Made
 3FG Att
 FT Made
 FT Att

CAREER HIGHS

Points 5 vs. S. Wesleyan (12/14/16)
 Rebounds 1 vs. Belmont Abbey (12/12/15)
 Assists1, two times
 Steals1, two times
 Blocksn/a
 FG Made 2 vs. S. Wesleyan (12/14/16)
 FG Att 4 vs. Mars Hill (12/5/16)
 3FG Made1, two times
 3FG Att 3 vs. Mars Hill (12/5/16)
 FT Maden/a
 FT Attn/a

JELANI MOFFORD'S CAREER STATISTICS

Season	gp-gs	min/avg	Total		3-Point		F-Throws		Rebounds				Scoring							
			fg-fga	pct	fg-fga	pct	ft-fta	pct	off	def	tot	avg	pf	fo	ast	to	blk	stl	pts	avg
2015-16	6-0	8/1.3	2-3	.667	0-0	.000	0-0	.000	0	1	1	0.2	1	0	1	0	0	1	4	0.7
2016-17	4-0	17/4.3	3-6	.500	2-4	.500	0-0	.000	0	0	0	0.0	3	0	1	1	0	1	8	2.0
TOTAL	10-0	25/2.5	5-9	.556	2-4	.500	0-0	.000	0	1	1	0.1	4	0	2	1	0	2	12	1.2



2017-18 UNCG MEN'S BASKETBALL



Francis Alonso's Notebook

Scored nine points against Virginia in opener ... Scored 13 points in 21 minutes against Ferrum, hitting 3-of-7 from 3-point land ... Scored a career-high 32 points against Delaware, hitting 10-of-14 from the field, 8-of-10 from the free throw line and 4-of-4 from the free throw line ... Scored 31 points against Wake Forest, hitting 11-of-17 from the field, 7-of-10 from 3-point land and 2-of-2 from the free throw line ... Scored a career-high 36 points at Liberty, hitting the game-winning shot with 2.4 seconds remaining in third overtime ... Hit the game-tying basket with 5.3 seconds in regulation and again in the second overtime, both 3-pointers ... Named the SoCon Player of the Week for his performance against Liberty ... Scored eight points and dished out seven assists against Elon in 24 minutes ... Added 19 points, 14 in the second half, against UNCW hitting 5-of-8 from 3-point land ... Scored a team-high 17 points against N.C. State, hitting three 3-pointers ... Scored 26 points, including 18 in the second half as UNCG rallied to beat Wofford in the SoCon Opener, hitting 6-of-10 from 3-point land ... Scored 19 points against VMI, hitting 6-of-7 from the free throw line ... Scored 20 points at Western Carolina, 18 of which came in the second half as he hit four 3-pointers ... Led the team with 17 points and six assists against Mercer ... Scored a team-high 17 points on 2-of-3 shooting from 3-point land and 7-of-8 from free throw line against Furman ... Scored a team-high 24 points at Samford, tying his career-high with eight 3-pointers, connecting on 8-of-9 from deep.

#10

FRANCIS ALONSO

JUNIOR

SEASON HIGHS

Points 36 at Liberty (12/2/17)
Rebounds 5 vs. Furman (1/24/18)
Assists 7 vs. Elon (12/7/17)
Steals 4 at N.C. State (12/16/17)
Blocks 1, two times
FG Made 11 at Wake Forest (11/24/17)
FG Att 31 at Liberty (12/2/17)
3FG Made 8, two times
3FG Att 19 at Liberty (12/2/17)
FT Made 9 at Liberty (12/2/17)
FT Att 11 at Liberty (12/2/17)

CAREER HIGHS

Points 36 at Liberty (12/2/17)
Rebounds 5, three times
Assists 7, two times
Steals 4 at N.C. State (12/16/17)
Blocks 1, nine times
FG Made 11 at Wake Forest (11/24/17)
FG Att 31 at Liberty (12/2/17)
3FG Made 8, two times
3FG Att 19 at Liberty (12/2/17)
FT Made 10, two times
FT Att 12 vs. ETSU (2/6/16)

Opponent	Date	gs	min	Total		3-Pointers		Free throws		Rebounds				Other				pts	avg		
				fg-fga	pct	3fg-fga	pct	ft-fa	pct	off	def	tot	avg	pf	a	to	blk			stl	
at Virginia	11/10/17	*	31	3-12	.250	0-6	.000	3-4	.750	2	1	3	3.0	1	3	5	0	1	9	9.0	
N.C. WESLEYAN	11/15/17	*	23	1-6	.167	0-4	.000	0-0	.000	0	3	3	3.0	2	2	1	1	1	2	5.5	
FERRUM COLLEGE	11/17/17	*	21	5-9	.556	3-7	.429	0-0	.000	0	1	1	2.3	2	3	1	0	3	13	8.0	
DELAWARE	11/20/17	*	31	10-14	.714	8-10	.800	4-4	1.000	0	3	3	2.5	2	4	3	0	1	32	14.0	
LONGWOOD	11/21/17	*	24	5-10	.500	3-6	.500	3-4	.750	0	1	1	2.2	2	1	1	0	0	16	14.4	
at Wake Forest	11/24/17	*	33	11-17	.647	7-10	.700	2-2	1.000	0	0	0	1.8	4	4	4	0	0	31	17.2	
at Presbyterian	11/28/17	*	34	4-11	.364	3-7	.429	5-5	1.000	0	2	2	1.9	1	1	3	0	0	16	17.0	
at Liberty	12/02/17	*	38	10-31	.323	7-19	.368	9-11	.818	0	4	4	2.1	4	3	5	0	2	36	19.4	
ELON	12/07/17	*	24	3-8	.375	2-6	.333	0-0	.000	1	2	3	2.2	0	7	1	0	2	8	18.1	
UNCW	12/13/17	*	26	6-11	.545	5-8	.625	2-2	1.000	0	0	0	2.0	4	3	5	0	0	19	18.2	
at NC State	12/16/17	*	31	6-14	.429	3-7	.429	2-3	.667	1	1	2	2.0	2	6	5	0	4	17	18.1	
UNC ASHEVILLE	12/19/17	*	31	4-12	.333	3-9	.333	1-1	1.000	0	2	2	2.0	3	4	4	0	3	12	17.6	
SOUTHEASTERN	12/21/17	*	25	6-10	.600	4-7	.571	4-4	1.000	0	2	2	2.0	4	0	2	0	0	20	17.8	
WOFFORD	12/30/17	*	33	8-16	.500	6-10	.600	4-4	1.000	0	3	3	2.1	2	1	2	0	1	26	18.4	
at VMI	01/06/18	*	32	5-13	.385	3-9	.333	6-7	.857	0	4	4	2.2	4	1	2	0	1	19	18.4	
at ETSU	01/11/18	*	30	4-11	.364	2-6	.333	0-0	.000	0	0	0	2.1	3	2	5	0	0	10	17.9	
at Western Carolina	01/13/18	*	31	7-15	.467	4-11	.364	2-3	.667	0	2	2	2.1	4	2	4	0	3	20	18.0	
THE CITADEL	01/18/18	*	27	1-4	.250	1-3	.333	0-0	.000	0	4	4	2.2	1	3	1	0	1	3	17.2	
MERCER	01/20/18	*	34	4-11	.364	3-7	.429	6-7	.857	1	0	1	2.1	3	6	1	0	0	17	17.2	
FURMAN	01/24/18	*	30	4-8	.500	2-3	.667	7-8	.875	0	5	5	2.3	1	4	2	0	1	17	17.2	
at Samford	01/27/18	*	28	8-10	.800	8-9	.889	0-0	.000	0	4	4	2.3	2	3	3	0	0	24	17.5	
at Chattanooga	01/29/18	*	38	7-21	.333	4-16	.250	2-2	1.000	2	2	4	2.4	5	4	2	0	1	20	17.6	
VMI	02/01/18	*	27	2-10	.200	2-9	.222	0-0	.000	1	1	2	2.4	3	2	1	1	2	6	17.1	
Totals			23	682	124-284	.437	83-189	.439	62-71	.873	8	47	55	2.4	59	69	63	2	27	393	17.1

Games played: 23
 Minutes/game: 29.7
 Points/game: 17.1
 FG Pct: 43.7
 3FG Pct: 43.9
 FT Pct: 87.3


Rebounds/game: 2.4
 Assists/game: 3.0
 Turnovers/game: 2.7
 Assist/turnover ratio: 1.1
 Steals/game: 1.2
 Blocks/game: 0.1

FRANCIS ALONSO'S CAREER STATISTICS

Season	gp-gs		Total		3-Point		F-Throws		Rebounds				Scoring												
	gp	gs	fg-fga	pct	fg-fga	pct	ft-fa	pct	off	def	tot	avg	pf	fo	ast	to	blk	stl	pts	avg					
2015-16	34	26	965	28.4	139	313	.444	85	215	.395	80	94	.851	8	52	60	1.8	67	3	61	66	5	18	443	13.0
2016-17	35	34	1007	28.8	152	338	.450	102	221	.462	114	130	.877	11	55	66	1.9	83	1	71	64	2	29	520	14.9
2017-18	23	23	682	29.7	124	284	.437	83	189	.439	62	71	.873	8	47	55	2.4	59	1	69	63	2	27	393	17.1
TOTAL	92	83	2654	28.8	415	935	.444	270	625	.432	256	295	.868	27	154	181	2.0	209	5	201	193	9	74	1356	14.7



2017-18 UNCG MEN'S BASKETBALL



Demetrius Troy's Notebook

Scored 15 points at Presbyterian, hitting 6-of-9 from the field and 3-of-6 from 3-point land ... Scored eight points and hit a pair of 3-pointers against Elon ... Dished out seven assists without a turnover against UNCW ... Posted eight points, four assists and four rebounds against N.C. State .. Dished out seven assists in the SoCon opener against Wofford ... Recorded seven assists against Western Carolina in 27 minutes of play ... Scored 12 points and dished out eight assists against The Citadel with just two turnovers ... Added 12 points against Mercer, while grabbing four rebounds and posting two steals ... Scored 11 points and dished out four assists against Furman ... Dished out a career-high 11 assists at Samford.

#11

DEMETRIUS TROY

JUNIOR

SEASON HIGHS

Points 15 at Presbyterian (11/28/17)
Rebounds 4, two times
Assists 11 at Samford (1/27/18)
Steals 4 at Presbyterian (11/28/17)
Blocks n/a
FG Made 6 at Presbyterian (11/28/17)
FG Att 10 at Liberty (12/2/17)
3FG Made 4 vs. The Citadel (1/18/18)
3FG Att 7 at Liberty (12/2/17)
FT Made 2, three times
FT Att 3, two times

CAREER HIGHS

Points 20 at VMI (1/14/17)
Rebounds 6 vs. Wake Forest (12/9/16)
Assists 11 at Samford (1/27/18)
Steals 5 vs. ETSU (2/6/16)
Blocks 1, two times
FG Made 7 at VMI (1/14/17)
FG Att 12 at Georgetown (12/22/16)
3FG Made 4, five times
3FG Att 7, three times
FT Made 4 at Georgetown (12/22/16)
FT Att 4, two times

Opponent	Date	gs	min	Total		3-Pointers		Free throws		Rebounds				pf	a	t/o	blk	stl	pts	avg	
				fg-fga	pct	3fg-fga	pct	ft-fa	pct	off	def	tot	avg								
at Virginia	11/10/17	*	27	2-9	.222	0-5	.000	0-2	.000	0	0	0	0.0	1	1	4	0	1	4	4.0	
N.C. WESLEYAN	11/15/17	*	22	2-7	.286	2-6	.333	0-0	.000	0	2	2	1.0	1	5	4	0	2	6	5.0	
FERRUM COLLEGE	11/17/17	*	15	2-5	.400	2-5	.400	2-3	.667	0	2	2	1.3	1	2	2	0	2	8	6.0	
DELAWARE	11/20/17	*	27	2-8	.250	2-6	.333	2-3	.667	0	2	2	1.5	0	4	1	0	0	8	6.5	
LONGWOOD	11/21/17	*	23	2-7	.286	1-6	.167	0-1	.000	0	2	2	1.6	1	6	5	0	1	5	6.2	
at Wake Forest	11/24/17	*	25	2-6	.333	1-3	.333	2-3	.667	0	0	0	1.3	0	1	1	0	2	7	6.3	
at Presbyterian	11/28/17	*	27	6-9	.667	3-6	.500	0-0	.000	0	2	2	1.4	1	1	1	0	4	15	7.6	
at Liberty	12/02/17	*	34	2-10	.200	1-7	.143	0-2	.000	0	1	1	1.4	2	2	3	0	0	5	7.3	
ELON	12/07/17	*	18	3-8	.375	2-6	.333	0-0	.000	0	3	3	1.6	0	1	1	0	2	8	7.3	
UNCW	12/13/17	*	25	2-4	.500	0-0	.000	0-0	.000	0	0	0	1.4	2	7	0	0	2	4	7.0	
at NC State	12/16/17	*	24	3-5	.600	1-2	.500	1-2	.500	0	4	4	1.6	2	4	3	0	1	8	7.1	
UNC ASHEVILLE	12/19/17	*	24	2-8	.250	1-4	.250	0-0	.000	0	0	0	1.5	1	6	4	0	1	5	6.9	
SOUTHEASTERN	12/21/17	*	22	3-6	.500	2-3	.667	0-0	.000	0	1	1	1.5	1	3	1	0	1	8	7.0	
WOFFORD	12/30/17	*	21	0-2	.000	0-1	.000	0-0	.000	0	3	3	1.6	1	7	1	0	0	0	6.5	
at VMI	01/06/18	*	25	3-5	.600	1-3	.333	0-0	.000	0	2	2	1.6	1	2	2	0	1	7	6.5	
at ETSU	01/11/18	*	22	0-4	.000	0-2	.000	2-2	1.000	1	1	2	1.6	0	2	3	0	0	2	6.3	
at Western Carolina	01/13/18	*	27	1-4	.250	0-2	.000	0-0	.000	0	1	1	1.6	2	7	1	0	0	2	6.0	
THE CITADEL	01/18/18	*	29	4-5	.800	4-5	.800	0-0	.000	1	3	4	1.7	0	8	2	0	1	12	6.3	
MERCER	01/20/18	*	31	4-9	.444	2-4	.500	2-2	1.000	0	4	4	1.8	1	1	2	0	2	12	6.6	
FURMAN	01/24/18	*	28	4-7	.571	1-3	.333	2-2	1.000	0	1	1	1.8	0	4	1	0	2	11	6.9	
at Samford	01/27/18	*	26	0-0	.000	0-0	.000	0-0	.000	0	1	1	1.8	4	11	5	0	2	0	6.5	
at Chattanooga	01/29/18	*	39	0-7	.000	0-4	.000	2-2	1.000	0	0	0	1.7	1	6	1	0	2	2	6.3	
VMI	02/01/18	*	23	2-9	.222	1-6	.167	0-0	.000	0	3	3	1.7	1	1	1	0	2	5	6.3	
Totals			23	584	51-144	.354	27-89	.303	15-24	.625	2	38	40	1.7	24	92	49	0	31	144	6.3

Games played: 23
 Minutes/game: 25.4
 Points/game: 6.3
 FG Pct: 35.4
 3FG Pct: 30.3
 FT Pct: 62.5

Rebounds/game: 1.7
 Assists/game: 4.0
 Turnovers/game: 2.1
 Assist/turnover ratio: 1.9
 Steals/game: 1.3

DEMETRIUS TROY'S CAREER STATISTICS

Season	gp-gs	min/avg	Total		3-Point		F-Throws		Rebounds				Scoring							
			fg-fga	pct	fg-fga	pct	ft-fa	pct	off	def	tot	avg	pf	fo	ast	to	blk	stl	pts	avg
2015-16	27-0	525/19.4	57-152	.375	32-78	.410	17-23	.739	10	47	57	2.1	54	0	61	39	2	30	163	6.0
2016-17	34-2	708/20.8	83-199	.417	44-115	.383	25-33	.758	15	62	77	2.3	46	1	117	60	1	36	235	6.9
2017-18	23-23	584/25.4	51-144	.354	27-89	.303	15-24	.625	2	38	40	1.7	24	0	92	49	0	31	144	6.3
TOTAL	84-25	1817/21.6	191-495	.386	103-282	.365	57-80	.713	27	147	174	2.1	124	1	270	148	3	97	542	6.5



2017-18 UNCG MEN'S BASKETBALL



Justin Jordan's Notebook

Missed the games against UNCW and N.C. State due to a hamstring injury ... Scored five points and had an assist at Samford.

#13

JUSTIN JORDAN

SENIOR

SEASON HIGHS

Points5 at Samford (1/27/18)
Rebounds 2, three times
Assists 3 vs. Ferrum (11/17/17)
Steals 1 vs. Ferrum (11/17/17)
Blocks
FG Made 2 vs. Ferrum (11/17/17)
FG Att2, two times
3FG Made
3FG Att.
FT Made.....3 at Samford (1/27/18)
FT Att......4 at Samford (1/27/18)

CAREER HIGHS

Points5 at Samford (1/27/18)
Rebounds 2, four times
Assists 3 vs. Ferrum (11/17/17)
Steals 1, four times
Blocksn/a
FG Made 2 vs. Ferrum (11/17/17)
FG Att 3 at Chattanooga (2/2/17)
3FG Made .1 vs. Western Carolina (1/7/17)
3FG Att.1 vs. Western Carolina (1/7/17)
FT Made.....3 at Samford (1/27/18)
FT Att......4 at Samford (1/27/18)

Opponent	Date	gs	min	Total		3-Pointers		Free throws		Rebounds				pf	a	t/o	blk	stl	pts	avg
				fg-fga	pct	3fg-fga	pct	ft-fga	pct	off	def	tot	avg							
at Virginia	11/10/17	2		0-0	.000	0-0	.000	0-0	.000	0	0	0	0.0	1	0	0	0	0	0	0.0
N.C. WESLEYAN	11/15/17	11		0-0	.000	0-0	.000	0-0	.000	0	2	2	1.0	0	1	0	0	0	0	0.0
FERRUM COLLEGE	11/17/17	17		2-2	1.000	0-0	.000	0-0	.000	0	0	0	0.7	1	3	0	0	1	4	1.3
DELAWARE	11/20/17	dnp		-	-	-	-	-	-	-	-	-	-	-	-	-	-	-	-	-
LONGWOOD	11/21/17	12		0-0	.000	0-0	.000	0-0	.000	0	2	2	1.0	0	1	1	0	4	0	1.0
at Wake Forest	11/24/17	dnp		-	-	-	-	-	-	-	-	-	-	-	-	-	-	-	-	-
at Presbyterian	11/28/17	dnp		-	-	-	-	-	-	-	-	-	-	-	-	-	-	-	-	-
at Liberty	12/02/17	3		0-0	.000	0-0	.000	0-0	.000	0	2	2	1.2	1	0	1	0	0	0	0.8
ELON	12/07/17	3		1-1	1.000	0-0	.000	0-0	.000	0	0	0	1.0	1	0	0	0	0	2	1.0
UNCW	12/13/17	dnp		-	-	-	-	-	-	-	-	-	-	-	-	-	-	-	-	-
at NC State	12/16/17	dnp		-	-	-	-	-	-	-	-	-	-	-	-	-	-	-	-	-
UNC ASHEVILLE	12/19/17	dnp		-	-	-	-	-	-	-	-	-	-	-	-	-	-	-	-	-
SOUTHEASTERN	12/21/17	3		0-0	.000	0-0	.000	0-0	.000	0	1	1	1.0	0	0	1	0	0	0	0.9
WOFFORD	12/30/17	dnp		-	-	-	-	-	-	-	-	-	-	-	-	-	-	-	-	-
at VMI	01/06/18	2		0-0	.000	0-0	.000	0-0	.000	0	0	0	0.9	1	0	0	0	0	0	0.8
at ETSU	01/11/18	dnp		-	-	-	-	-	-	-	-	-	-	-	-	-	-	-	-	-
at Western Carolina	01/13/18	dnp		-	-	-	-	-	-	-	-	-	-	-	-	-	-	-	-	-
THE CITADEL	01/18/18	dnp		-	-	-	-	-	-	-	-	-	-	-	-	-	-	-	-	-
MERCER	01/20/18	dnp		-	-	-	-	-	-	-	-	-	-	-	-	-	-	-	-	-
FURMAN	01/24/18	dnp		-	-	-	-	-	-	-	-	-	-	-	-	-	-	-	-	-
at Samford	01/27/18	13		1-2	.500	0-0	.000	3-4	.750	0	0	0	0.8	2	1	0	0	0	5	1.2
at Chattanooga	01/29/18	4		0-1	.000	0-0	.000	0-0	.000	0	0	0	0.7	0	0	0	0	0	0	1.1
VMI	02/01/18	12		1-1	1.000	0-0	.000	0-0	.000	0	0	0	0.6	1	2	1	0	0	2	1.2
Totals		0	82	5-7	.714	0-0	.000	3-4	.750	0	7	7	0.6	8	8	4	0	5	13	1.2

Games played: 11
 Minutes/game: 7.5
 Points/game: 1.2
 FG Pct: 71.4
 FT Pct: 75.0


Rebounds/game: 0.6
 Assists/game: 0.7
 Turnovers/game: 0.4
 Assist/turnover ratio: 2.0
 Steals/game: 0.5

JUSTIN JORDAN'S CAREER STATISTICS

Season	gp-gs	min/avg	Total		3-Point		F-Throws		Rebounds				Scoring							
			fg-fga	pct	fg-fga	pct	ft-fga	pct	off	def	tot	avg	pf	fo	ast	to	blk	stl	pts	avg
2016-17	6-0	35/5.8	3-8	.375	1-2	.500	2-2	1.000	0	5	5	0.8	2	0	1	2	0	3	9	1.5
2017-18	11-0	82/7.5	5-7	.714	0-0	.000	3-4	.750	0	7	7	0.6	8	0	8	4	0	5	13	1.2
TOTAL	17-0	117/6.9	8-15	.533	1-2	.500	5-6	.833	0	12	12	0.7	10	0	9	6	0	8	22	1.3



2017-18 UNCG MEN'S BASKETBALL



Kyrin Galloway's Notebook

Scored a career-high 12 points off the bench against N.C. Wesleyan, hitting 6-of-8 from the field ... Scored 11 points off the bench against Longwood, hitting 4-of-6 from the field and grabbing five rebounds ... Grabbed a career-high 11 rebounds off the bench against UNCW ... Got his first start of the year against Southeastern ... Scored seven points on 3-of-3 shooting from the field and 1-of-1 from the free throw line against Wofford ... Scored 10 points in 23 minutes off the bench against ETSU, hitting 4-of-7 from the field and 2-of-4 from 3-point land ... Scored eight points, grabbed six rebounds and posted three assists at Samford ... Scored a career-high 14 points, hitting 6-of-6 from the field and 2-of-2 from 3-point land at Chattanooga.

#14

KYRIN GALLOWAY

SOPHOMORE

SEASON HIGHS

Points14 at Chattanooga (1/29/18)
Rebounds11 vs. UNCW (12/13/17)
Assists3 at Samford (1/27/18)
Steals 2, three times
Blocks2, two times
FG Made6, two times
FG Att 8 vs. N.C. Wesleyan (11/15/17)
3FG Made2, two times
3FG Att 4 at ETSU (1/11/18)
FT Made4 at Samford (1/27/18)
FT Att7 vs. Longwood (11/21/17)

CAREER HIGHS

Points14 at Chattanooga (1/29/18)
Rebounds11 vs. UNCW (12/13/17)
Assists3 at Samford (1/27/18)
Steals 2, four times
Blocks 4 at Chattanooga (2/2/17)
FG Made6, two times
FG Att 8 vs. N.C. Wesleyan (11/15/17)
3FG Made2, two times
3FG Att 4 at ETSU (1/11/18)
FT Made4, two times
FT Att7 vs. Longwood (11/21/17)

Opponent	Date	gs	min	Total		3-Pointers		Free throws		Rebounds				pf	a	t/o	blk	stl	pts	avg
				fg-fga	pct	3fg-fga	pct	ft-fa	pct	off	def	tot	avg							
at Virginia	11/10/17	21	2-3	.667	1-2	.500	2-2	1.000	0	3	3	3.0	2	0	0	0	0	7	7.0	
N.C. WESLEYAN	11/15/17	20	6-8	.750	0-0	.000	0-0	.000	3	1	4	3.5	0	0	1	1	2	12	9.5	
FERRUM COLLEGE	11/17/17	15	1-1	1.000	1-1	1.000	0-0	.000	2	5	7	4.7	2	1	1	0	1	3	7.3	
DELAWARE	11/20/17	18	1-2	.500	0-1	.000	0-0	.000	1	4	5	4.8	3	2	3	0	0	2	6.0	
LONGWOOD	11/21/17	19	4-6	.667	0-2	.000	3-7	.429	3	2	5	4.8	3	0	1	0	0	11	7.0	
at Wake Forest	11/24/17	16	2-3	.667	0-1	.000	0-2	.000	1	1	2	4.3	3	0	1	0	2	4	6.5	
at Presbyterian	11/28/17	20	3-4	.750	2-2	1.000	0-1	.000	0	4	4	4.3	2	0	1	0	0	8	6.7	
at Liberty	12/02/17	24	3-3	1.000	0-0	.000	0-0	.000	2	2	4	4.3	2	0	0	1	0	6	6.6	
ELON	12/07/17	25	1-3	.333	0-1	.000	0-0	.000	1	6	7	4.6	2	0	0	0	0	2	6.1	
UNCW	12/13/17	23	1-5	.200	0-1	.000	1-2	.500	3	8	11	5.2	1	0	0	1	2	3	5.8	
at NC State	12/16/17	21	2-4	.500	0-1	.000	0-0	.000	1	5	6	5.3	1	0	0	0	0	4	5.6	
UNC ASHEVILLE	12/19/17	12	1-3	.333	0-1	.000	0-0	.000	1	2	3	5.1	2	0	1	0	0	2	5.3	
SOUTHEASTERN	12/21/17	* 14	2-2	1.000	0-0	.000	3-4	.750	2	0	2	4.8	5	0	1	0	0	7	5.5	
WOFFORD	12/30/17	14	3-3	1.000	0-0	.000	1-1	1.000	1	0	1	4.6	2	1	0	0	0	7	5.6	
at VMI	01/06/18	14	2-4	.500	0-0	.000	0-0	.000	1	3	4	4.5	0	0	2	0	0	4	5.5	
at ETSU	01/11/18	23	4-7	.571	2-4	.500	0-0	.000	1	2	3	4.4	0	1	0	0	0	10	5.8	
at Western Carolina	01/13/18	20	3-4	.750	1-2	.500	0-0	.000	0	4	4	4.4	2	0	1	1	0	7	5.8	
THE CITADEL	01/18/18	22	1-6	.167	0-2	.000	2-3	.667	2	5	7	4.6	2	0	2	1	0	4	5.7	
MERCER	01/20/18	18	0-1	.000	0-1	.000	1-2	.500	2	1	3	4.5	2	0	0	0	0	1	5.5	
FURMAN	01/24/18	15	2-4	.500	0-0	.000	1-2	.500	0	1	1	4.3	1	0	1	2	0	5	5.5	
at Samford	01/27/18	23	2-3	.667	0-0	.000	4-4	1.000	2	4	6	4.4	0	3	0	0	0	8	5.6	
at Chattanooga	01/29/18	32	6-6	1.000	2-2	1.000	0-0	.000	1	3	4	4.4	5	0	0	0	1	14	6.0	
VMI	02/01/18	20	2-6	.333	1-2	.500	1-2	.500	3	2	5	4.4	1	0	2	2	0	6	6.0	
Totals		1	449	54-91	.593	10-26	.385	19-32	.594	33	68	101	4.4	43	8	18	9	8	137	6.0

Games played: 23
 Minutes/game: 19.5
 Points/game: 6.0
 FG Pct: 59.3
 3FG Pct: 38.5
 FT Pct: 59.4

Rebounds/game: 4.4
 Assists/game: 0.3
 Turnovers/game: 0.8
 Assist/turnover ratio: 0.4
 Steals/game: 0.3
 Blocks/game: 0.4

KYRIN GALLOWAY'S CAREER STATISTICS

Season	gp-gs	min/avg	Total		3-Point		F-Throws		Rebounds				Scoring							
			fg-fga	pct	fg-fga	pct	ft-fa	pct	off	def	tot	avg	pf	fo	ast	to	blk	stl	pts	avg
2016-17	29-1	240/8.3	26-40	.650	0-1	.000	13-15	.867	23	41	64	2.2	27	0	7	6	15	6	65	2.2
2017-18	23-1	449/19.5	54-91	.593	10-26	.385	19-32	.594	33	68	101	4.4	43	2	8	18	9	8	137	6.0
TOTAL	52-2	689/13.3	80-131	.611	10-27	.370	32-47	.681	56	109	165	3.2	70	2	15	24	24	14	202	3.9



2017-18 UNCG MEN'S BASKETBALL



Garrett Collins' Notebook

Scored three points and grabbed two rebounds against Ferrum ... Scored six points on 2-of-3 shooting from deep off the bench against N.C. State ... Scored a career-high 12 points in 15 minutes off the bench against Wofford, hitting 4-of-8 from 3-point land.

#15

GARRETT COLLINS

SENIOR

SEASON HIGHS

Points12 vs. Wofford (12/30/17)
Rebounds 5 vs. Wofford (12/30/17)
Assists 1, three times
Steals 1, four times
Blocks1, two times
FG Made 4 vs. Wofford (12/30/17)
FG Att 8 vs. Wofford (12/30/17)
3FG Made 4 vs. Wofford (12/30/17)
3FG Att 8 vs. Wofford (12/30/17)
FT Made.....2, two times
FT Att.....2, two times

CAREER HIGHS

Points12 vs. Wofford (12/30/17)
Rebounds5, two times
Assists2, two times
Steals 1, three times
Blocks 1, six times
FG Made 4 vs. Wofford (12/30/17)
FG Att 8 vs. Wofford (12/30/17)
3FG Made 4 vs. Wofford (12/30/17)
3FG Att 8 vs. Wofford (12/30/17)
FT Made.....2, six times
FT Att.....2, six times

Opponent	Date	gs	min	Total		3-Pointers		Free throws		Rebounds				pf	a	t/o	blk	stl	pts	avg
				fg-fga	pct	3fg-fga	pct	ft-fa	pct	off	def	tot	avg							
at Virginia	11/10/17	0	0-1	.000	0-1	.000	0-0	.000	0	0	0	0.0	0	0	0	0	0	0	0.0	
N.C. WESLEYAN	11/15/17	3	0-1	.000	0-1	.000	2-2	1.000	0	0	0	0.0	1	0	0	0	0	2	1.0	
FERRUM COLLEGE	11/17/17	10	1-2	.500	1-2	.500	0-0	.000	0	2	2	0.7	0	1	0	0	1	3	1.7	
DELAWARE	11/20/17	dnp	-	-	-	-	-	-	-	-	-	-	-	-	-	-	-	-	-	
LONGWOOD	11/21/17	2	2-3	.667	1-2	.500	0-0	.000	1	1	2	1.0	1	0	0	1	0	5	2.5	
at Wake Forest	11/24/17	0	0-0	.000	0-0	.000	0-0	.000	0	0	0	0.8	0	0	0	0	0	0	2.0	
at Presbyterian	11/28/17	dnp	-	-	-	-	-	-	-	-	-	-	-	-	-	-	-	-	-	
at Liberty	12/02/17	3	0-1	.000	0-1	.000	0-0	.000	0	0	0	0.7	0	0	0	0	0	0	1.7	
ELON	12/07/17	6	0-0	.000	0-0	.000	0-0	.000	0	1	1	0.7	1	0	0	0	0	0	1.4	
UNCW	12/13/17	6	0-2	.000	0-2	.000	2-2	1.000	0	1	1	0.8	0	0	0	0	0	2	1.5	
at NC State	12/16/17	7	2-3	.667	2-3	.667	0-0	.000	0	0	0	0.7	0	0	0	0	1	6	2.0	
UNC ASHEVILLE	12/19/17	8	0-2	.000	0-2	.000	0-0	.000	2	0	2	0.8	2	0	0	0	0	0	1.8	
SOUTHEASTERN	12/21/17	16	0-2	.000	0-2	.000	0-0	.000	0	1	1	0.8	1	1	1	1	0	1	0.6	
WOFFORD	12/30/17	15	4-8	.500	4-8	.500	0-1	.000	1	4	5	1.2	1	0	1	0	0	12	2.5	
at VMI	01/06/18	6	1-1	1.000	1-1	1.000	0-0	.000	0	1	1	1.2	0	0	0	0	0	3	2.5	
at ETSU	01/11/18	11	0-2	.000	0-2	.000	0-0	.000	1	0	1	1.1	1	0	0	1	0	0	2.4	
at Western Carolina	01/13/18	3	1-2	.500	0-1	.000	0-0	.000	1	0	1	1.1	1	0	0	0	0	2	2.3	
THE CITADEL	01/18/18	8	2-2	1.000	1-1	1.000	0-0	.000	0	1	1	1.1	0	0	1	0	0	5	2.5	
MERCER	01/20/18	4	0-1	.000	0-1	.000	0-0	.000	1	0	1	1.1	0	0	0	0	0	0	2.4	
FURMAN	01/24/18	4	0-0	.000	0-0	.000	0-0	.000	0	0	0	1.1	1	0	1	0	0	0	2.2	
at Samford	01/27/18	5	1-2	.500	1-2	.500	0-0	.000	0	0	0	1.0	0	0	0	0	0	3	2.3	
at Chattanooga	01/29/18	22	2-5	.400	2-5	.400	0-0	.000	0	3	3	1.1	0	1	1	0	1	6	2.5	
VMI	02/01/18	11	1-4	.250	0-3	.000	1-1	1.000	0	1	1	1.1	1	0	1	0	1	3	2.5	
Totals		0	150	17-44	.386	13-40	.325	5-6	.833	7	16	23	1.1	11	3	6	2	5	52	2.5

Games played: 21
 Minutes/game: 7.1
 Points/game: 2.5
 FG Pct: 38.6
 3FG Pct: 32.5
 FT Pct: 83.3

Rebounds/game: 1.1
 Assists/game: 0.1
 Turnovers/game: 0.3
 Assist/turnover ratio: 0.5
 Steals/game: 0.2
 Blocks/game: 0.1

GARRETT COLLINS' CAREER STATISTICS

Season	gp-gs	min/avg	Total		3-Point		F-Throws		Rebounds				Scoring							
			fg-fga	pct	fg-fga	pct	ft-fa	pct	off	def	tot	avg	pf	fo	ast	to	blk	stl	pts	avg
2014-15	9-0	28/3.1	5-7	.714	5-6	.833	0-0	.000	0	1	1	0.1	2	0	3	0	0	1	15	1.7
2015-16	16-0	89/5.6	7-16	.438	7-14	.500	6-6	1.000	4	14	18	1.1	5	0	2	2	3	1	27	1.7
2016-17	15-0	63/4.2	8-22	.364	6-19	.316	2-2	1.000	0	4	4	0.3	6	0	1	2	1	3	24	1.6
2017-18	21-0	150/7.1	17-44	.386	13-40	.325	5-6	.833	7	16	23	1.1	11	0	3	6	2	5	52	2.5
TOTAL	61-0	330/5.4	37-89	.416	31-79	.392	13-14	.929	11	35	46	0.8	24	0	9	10	6	10	118	1.9



2017-18 UNCG MEN'S BASKETBALL



James Dickey's Notebook

Scored six points, grabbed eight rebounds and blocked two shots against Virginia Scored 14 points and grabbed seven rebounds against North Carolina Wesleyan, hitting 6-of-8 from the field ... Grabbed nine rebounds and scored eight points against Ferrum ... Grabbed 11 rebounds and posted a career-high five shots against Longwood ... Scored a career-high 18 points and grabbed 13 rebounds against Presbyterian for his first double-double of the year ... Grabbed 14 rebounds at Liberty while blocking three shots ... Scored nine points and grabbed eight rebounds against Elon, hitting 4-of-5 from the field ... Grabbe 10 rebounds, blocked five shots and posted three steals against UNCW ... Missed the game against Southeastern due to illness ... Scored 11 points and grabbed seven rebounds against Wofford while blocking three shots ... Scored 14 points and grabbed nine rebounds against VMI, hitting 6-of-7 from the free throw line ... Posted 10 points and eight rebounds against The Citadel, hitting 4-of-5 from the field ... Scored 12 points and grabbed nine rebounds against Furman, hitting 5-of-6 from the field ... Scored 10 points, all in the second half at Samford ... Notched a double-double against VMI, scoring 12 points and grabbing 10 rebounds while also handing out four assists.

#21

JAMES DICKEY

SOPHOMORE

SEASON HIGHS

Points 18 at Presbyterian (11/28/17)
Rebounds 14 at Liberty (12/2/17)
Assists 4 vs. VMI (2/1/18)
Steals 3, three times
Blocks 5, two times
FG Made 9 at Presbyterian (11/28/17)
FG Att 11 at Presbyterian (11/28/17)
3FG Made n/a
3FG Att n/a
FT Made 6 at VMI (1/6/18)
FT Att 8, two times

CAREER HIGHS

Points 18 at Presbyterian (11/28/17)
Rebounds 19 vs. The Citadel (3/4/17)
Assists 4, two times
Steals 3, four times
Blocks 5, two times
FG Made 9 at Presbyterian (11/28/17)
FG Att 11 at Presbyterian (11/28/17)
3FG Made n/a
3FG Att 1 at ETSU (1/12/17)
FT Made 6 at VMI (1/6/18)
FT Att 8, two times

Opponent	Date	gs	min	Total		3-Pointers		Free throws		Rebounds				pf	a	t/o	blk	stl	pts	avg	
				fg-fga	pct	3fg-fga	pct	ft-fa	pct	off	def	tot	avg								
at Virginia	11/10/17	*	29	3-5	.600	0-0	.000	0-0	.000	4	4	8	8.0	4	0	1	2	0	6	6.0	
N.C. WESLEYAN	11/15/17	*	24	6-8	.750	0-0	.000	2-2	1.000	2	5	7	7.5	3	2	1	3	1	14	10.0	
FERRUM COLLEGE	11/17/17	*	22	3-9	.333	0-0	.000	2-4	.500	7	2	9	8.0	0	1	4	3	2	8	9.3	
DELAWARE	11/20/17	*	35	5-8	.625	0-0	.000	2-2	1.000	1	7	8	8.0	1	1	1	4	3	12	10.0	
LONGWOOD	11/21/17	*	28	1-5	.200	0-0	.000	0-0	.000	4	7	11	8.6	1	1	5	5	1	2	8.4	
at Wake Forest	11/24/17	*	31	1-7	.143	0-0	.000	3-8	.375	5	3	8	8.5	4	3	2	0	3	5	7.8	
at Presbyterian	11/28/17	*	34	9-11	.818	0-0	.000	0-2	.000	5	8	13	9.1	3	2	2	0	0	18	9.3	
at Liberty	12/02/17	*	42	1-6	.167	0-0	.000	4-8	.500	6	8	14	9.8	4	0	1	3	0	6	8.9	
ELON	12/07/17	*	25	4-5	.800	0-0	.000	1-2	.500	1	7	8	9.6	2	0	2	0	0	9	8.9	
UNCW	12/13/17	*	25	2-5	.400	0-0	.000	1-2	.500	3	7	10	9.6	2	2	7	5	3	5	8.5	
at NC State	12/16/17	*	20	1-3	.333	0-0	.000	0-0	.000	1	2	3	9.0	5	1	1	1	1	2	7.9	
UNC ASHEVILLE	12/19/17	*	28	3-3	1.000	0-0	.000	4-6	.667	1	4	5	8.7	2	1	3	0	0	10	8.1	
SOUTHEASTERN	12/21/17		dnp	-	-	-	-	-	-	-	-	-	-	-	-	-	-	-	-	-	
WOFFORD	12/30/17	*	31	5-9	.556	0-0	.000	1-2	.500	4	3	7	8.5	1	0	1	3	1	11	8.3	
at VMI	01/06/18	*	30	4-11	.364	0-0	.000	6-7	.857	5	4	9	8.6	2	1	2	2	2	14	8.7	
at ETSU	01/11/18	*	17	2-10	.200	0-0	.000	1-4	.250	5	1	6	8.4	5	0	0	0	0	5	8.5	
at Western Carolina	01/13/18	*	28	0-2	.000	0-0	.000	0-0	.000	4	4	8	8.4	2	1	3	2	1	0	7.9	
THE CITADEL	01/18/18	*	26	4-5	.800	0-0	.000	2-2	1.000	2	6	8	8.4	3	2	2	3	0	10	8.1	
MERCER	01/20/18	*	34	4-4	1.000	0-0	.000	1-2	.500	2	6	8	8.3	2	1	3	2	0	9	8.1	
FURMAN	01/24/18	*	31	5-6	.833	0-0	.000	2-4	.500	2	7	9	8.4	1	0	4	2	1	12	8.3	
at Samford	01/27/18	*	25	5-9	.556	0-0	.000	0-0	.000	1	3	4	8.2	2	0	3	2	0	10	8.4	
at Chattanooga	01/29/18	*	25	3-4	.750	0-0	.000	2-2	1.000	3	5	8	8.1	5	1	3	3	1	8	8.4	
VMI	02/01/18	*	26	4-7	.571	0-0	.000	4-6	.667	4	6	10	8.2	0	4	0	1	0	12	8.5	
Totals			22	616	75-142	.528	0-0	.000	38-65	.585	72	109	181	8.2	54	24	51	46	20	188	8.5

Games played: 22
 Minutes/game: 28.0
 Points/game: 8.5
 FG Pct: 52.8
 FT Pct: 58.5

Rebounds/game: 8.2
 Assists/game: 1.1
 Turnovers/game: 2.3
 Assist/turnover ratio: 0.5
 Steals/game: 0.9
 Blocks/game: 2.1

JAMES DICKEY'S CAREER STATISTICS

Season	gp-gs	min/avg	Total		3-Point		F-Throws		Rebounds				Scoring							
			fg-fga	pct	fg-fga	pct	ft-fa	pct	off	def	tot	avg	pf	fo	ast	to	blk	stl	pts	avg
2016-17	33-10	729/22.1	85-147	.578	0-1	.000	37-69	.536	87	149	236	7.2	74	1	34	47	43	14	207	6.3
2017-18	22-22	616/28.0	75-142	.528	0-0	.000	38-65	.585	72	109	181	8.2	54	3	24	51	46	20	188	8.5
TOTAL	55-32	1345/24.5	160-289	.554	0-1	.000	75-134	.560	159	258	417	7.6	128	4	58	98	89	34	395	7.2



2017-18 UNCG MEN'S BASKETBALL



Isaiah Miller's Notebook

Scored six points on 2-of-4 shooting from the field and the free throw line against N.C. Wesleyan ... Scored a career-high 19 points in 17 minutes against Ferrum, hitting 8-of-11 from the field .. Scored 13 points, grabbed six rebounds and posted five steals at Liberty ... Scored 12 points off the bench hitting 5-of-7 from the field in 19 minutes of play ... Scored 10 points on 4-of-8 shooting against UNCW ... Added eight points in 13 minutes against N.C. State, hitting 4-of-7 from the field ... Scored 12 points and grabbed seven rebounds against Southeastern ... scored seven points and grabbed five rebounds against ETSU ... Tallied 13 points and five rebounds in 16 minutes of action off the bench against The Citadel ... Scored eight points and grabbed four rebounds in 12 minutes off the bench against Furman ... Scored 10 points, grabbed four rebounds, dished out three assists and posted two steals at Samford ... Scored 17 points at Chattanooga, hitting 7-of-12 from the field and 3-of-5 from the free throw line ... Added 11 points, five rebounds, three assists and two steals against VMI, hitting 5-of-7 from th field.

#24

ISAIAH MILLER

FRESHMAN

SEASON HIGHS

Points19 vs. Ferrum (11/17/17)
Rebounds ...7 vs. Southeastern (12/21/17)
Assists 4 vs. Wofford (12/30/17)
Steals 5 at Liberty (12/2/17)
Blocksn/a
FG Made 8 vs. Ferrum (11/17/17)
FG Att 13 at Liberty (12/2/17)
3FG Made 1 at Liberty (12/2/17)
3FG Att2, two times
FT Made.....3, two times
FT Att..... 5 at Chattanooga (1/29/18)

CAREER HIGHS

Points19 vs. Ferrum (11/17/17)
Rebounds ...7 vs. Southeastern (12/21/17)
Assists 4 vs. Wofford (12/30/17)
Steals 5 at Liberty (12/2/17)
Blocksn/a
FG Made 8 vs. Ferrum (11/17/17)
FG Att 13 at Liberty (12/2/17)
3FG Made 1 at Liberty (12/2/17)
3FG Att2, two times
FT Made.....3, two times
FT Att..... 5 at Chattanooga (1/29/18)

2017-18 UNCG Men's Basketball UNCG Individual Game-by-Game (as of Feb 05, 2018) All games

#24 Isaiah Miller

Opponent	Date	gs	min	Total		3-Pointers		Free throws		Rebounds				pf	a	t/o	blk	stl	pts	avg
				fg-fga	pct	3fg-fga	pct	ft-fa	pct	off	def	tot	avg							
at Virginia	11/10/17	7		1-3	.333	0-0	.000	0-0	.000	0	0	0	0.0	3	0	0	0	1	2	2.0
N.C. WESLEYAN	11/15/17	15		2-4	.500	0-0	.000	2-4	.500	1	0	1	0.5	3	0	1	0	1	6	4.0
FERRUM COLLEGE	11/17/17	17		8-11	.727	0-2	.000	3-4	.750	0	3	3	1.3	0	3	4	0	4	19	9.0
DELAWARE	11/20/17	14		1-3	.333	0-0	.000	1-2	.500	0	1	1	1.3	0	0	0	0	1	3	7.5
LONGWOOD	11/21/17	16		3-8	.375	0-1	.000	0-0	.000	2	2	4	1.8	3	0	0	0	0	6	7.2
at Wake Forest	11/24/17	5		1-2	.500	0-1	.000	0-0	.000	0	1	1	1.7	0	1	0	0	0	2	6.3
at Presbyterian	11/28/17	15		2-3	.667	0-0	.000	0-0	.000	0	0	0	1.4	3	1	0	0	0	4	6.0
at Liberty	12/02/17	24		6-13	.462	1-2	.500	0-1	.000	1	5	6	2.0	5	2	3	0	5	13	6.9
ELON	12/07/17	19		5-7	.714	0-0	.000	2-2	1.000	0	1	1	1.9	0	2	0	0	1	12	7.4
UNCW	12/13/17	14		4-8	.500	0-1	.000	2-3	.667	0	0	0	1.7	2	0	0	0	2	10	7.7
at NC State	12/16/17	13		4-7	.571	0-0	.000	0-2	.000	1	0	1	1.6	2	0	0	0	1	8	7.7
UNC ASHEVILLE	12/19/17	14		2-5	.400	0-0	.000	0-2	.000	1	2	3	1.8	2	0	2	0	1	4	7.4
SOUTHEASTERN	12/21/17	22		5-10	.500	0-0	.000	2-3	.667	3	4	7	2.2	2	3	5	0	3	12	7.8
WOFFORD	12/30/17	14		1-2	.500	0-0	.000	0-0	.000	0	2	2	2.1	2	4	0	0	0	2	7.4
at VMI	01/06/18	9		2-3	.667	0-0	.000	0-0	.000	1	0	1	2.1	4	1	3	0	2	4	7.1
at ETSU	01/11/18	19		3-8	.375	0-0	.000	1-2	.500	3	2	5	2.3	3	1	0	0	1	7	7.1
at Western Carolina	01/13/18	13		1-3	.333	0-1	.000	0-0	.000	4	2	6	2.5	1	0	4	0	1	2	6.8
THE CITADEL	01/18/18	16		6-11	.545	0-0	.000	1-2	.500	4	1	5	2.6	1	0	0	0	2	13	7.2
MERCER	01/20/18	17		3-9	.333	0-1	.000	2-2	1.000	0	1	1	2.5	2	1	1	0	0	8	7.2
FURMAN	01/24/18	12		3-5	.600	0-0	.000	2-2	1.000	2	2	4	2.6	4	0	1	0	0	8	7.3
at Samford	01/27/18	17		4-5	.800	0-0	.000	2-2	1.000	1	3	4	2.7	4	3	2	0	2	10	7.4
at Chattanooga	01/29/18	26		7-12	.583	0-0	.000	3-5	.600	2	2	4	2.7	0	2	3	0	1	17	7.8
VMI	02/01/18	18		5-7	.714	0-0	.000	1-1	1.000	1	4	5	2.8	2	3	2	0	2	11	8.0
Totals		0	356	79-149	.530	1-9	.111	24-39	.615	27	38	65	2.8	48	27	31	0	31	183	8.0

Games played: 23
 Minutes/game: 15.5
 Points/game: 8.0
 FG Pct: 53.0
 3FG Pct: 11.1
 FT Pct: 61.5

Rebounds/game: 2.8
 Assists/game: 1.2
 Turnovers/game: 1.3
 Assist/turnover ratio: 0.9
 Steals/game: 1.3

ISAIAH MILLER'S CAREER STATISTICS

Season	gp-gs	min/avg	Total		3-Point		F-Throws		Rebounds				Scoring							
			fg-fga	pct	fg-fga	pct	ft-fa	pct	off	def	tot	avg	pf	fo	ast	to	blk	stl	pts	avg
2017-18	23-0	356/15.5	79-149	.530	1-9	.111	24-39	.615	27	38	65	2.8	48	1	27	31	0	31	183	8.0
TOTAL	23-0	356/15.5	79-149	.530	1-9	.111	24-39	.615	27	38	65	2.8	48	1	27	31	0	31	183	8.0



2017-18 UNCG MEN'S BASKETBALL



Lloyd Burgess' Notebook

Scored six points and grabbed four rebounds in 11 minutes off the bench against N.C. Wesleyan.

#25

LLOYD BURGESS

JUNIOR

SEASON HIGHS

Points 6 vs. N.C. Wesleyan (11/15/17)
Rebounds . 4 vs. N.C. Wesleyan (11/15/17)
Assists
Steals
Blocks
FG Made ... 2 vs. N.C. Wesleyan (11/15/17)
FG Att 2 vs. N.C. Wesleyan (11/15/17)
3FG Made
3FG Att.
FT Made.... 2 vs. N.C. Wesleyan (11/15/17)
FT Att...... 4 vs. N.C. Wesleyan (11/15/17)

CAREER HIGHS

Points 8 vs. The Citadel (2/25/16)
Rebounds 7 at WCU (1/11/16)
Assists 1 vs. Belmont Abbey (12/12/15)
Steals n/a
Blocks..... 2 vs. S. Wesleyan (12/14/16)
FG Made 3, two times
FG Att 5 at Wofford (1/2/16)
3FG Made n/a
3FG Att. n/a
FT Made..... 4 vs. The Citadel (2/25/16)
FT Att...... 6 vs. The Citadel (2/25/16)

2017-18 UNCG Men's Basketball UNCG Individual Game-by-Game (as of Feb 05, 2018) All games

#25 Lloyd Burgess

Opponent	Date	gs	min	Total		3-Pointers		Free throws		Rebounds				pf	a	t/o	blk	stl	pts	avg
				fg-fga	pct	3fg-fga	pct	ft-fa	pct	off	def	tot	avg							
at Virginia	11/10/17	dnp		-	-	-	-	-	-	-	-	-	-	-	-	-	-	-	-	-
N.C. WESLEYAN	11/15/17	11		2-2	1.000	0-0	.000	2-4	.500	2	2	4	4.0	1	0	1	0	0	6	6.0
FERRUM COLLEGE	11/17/17	10		1-1	1.000	0-0	.000	1-3	.333	2	1	3	3.5	3	0	2	0	0	3	4.5
DELAWARE	11/20/17	dnp		-	-	-	-	-	-	-	-	-	-	-	-	-	-	-	-	-
LONGWOOD	11/21/17	3		0-0	.000	0-0	.000	0-0	.000	0	1	1	2.7	1	0	0	0	0	0	3.0
at Wake Forest	11/24/17	dnp		-	-	-	-	-	-	-	-	-	-	-	-	-	-	-	-	-
at Presbyterian	11/28/17	dnp		-	-	-	-	-	-	-	-	-	-	-	-	-	-	-	-	-
at Liberty	12/02/17	dnp		-	-	-	-	-	-	-	-	-	-	-	-	-	-	-	-	-
ELON	12/07/17	4		0-0	.000	0-0	.000	0-0	.000	0	0	0	2.0	0	0	0	0	0	0	2.3
UNCW	12/13/17	dnp		-	-	-	-	-	-	-	-	-	-	-	-	-	-	-	-	-
at NC State	12/16/17	dnp		-	-	-	-	-	-	-	-	-	-	-	-	-	-	-	-	-
UNC ASHEVILLE	12/19/17	dnp		-	-	-	-	-	-	-	-	-	-	-	-	-	-	-	-	-
SOUTHEASTERN	12/21/17	5		0-0	.000	0-0	.000	0-0	.000	1	0	1	1.8	2	0	1	0	0	0	1.8
WOFFORD	12/30/17	dnp		-	-	-	-	-	-	-	-	-	-	-	-	-	-	-	-	-
at VMI	01/06/18	dnp		-	-	-	-	-	-	-	-	-	-	-	-	-	-	-	-	-
at ETSU	01/11/18	dnp		-	-	-	-	-	-	-	-	-	-	-	-	-	-	-	-	-
at Western Carolina	01/13/18	dnp		-	-	-	-	-	-	-	-	-	-	-	-	-	-	-	-	-
THE CITADEL	01/18/18	dnp		-	-	-	-	-	-	-	-	-	-	-	-	-	-	-	-	-
MERCER	01/20/18	dnp		-	-	-	-	-	-	-	-	-	-	-	-	-	-	-	-	-
FURMAN	01/24/18	dnp		-	-	-	-	-	-	-	-	-	-	-	-	-	-	-	-	-
at Samford	01/27/18	dnp		-	-	-	-	-	-	-	-	-	-	-	-	-	-	-	-	-
at Chattanooga	01/29/18	dnp		-	-	-	-	-	-	-	-	-	-	-	-	-	-	-	-	-
VMI	02/01/18	dnp		-	-	-	-	-	-	-	-	-	-	-	-	-	-	-	-	-
Totals		0	33	3-3	1.000	0-0	.000	3-7	.429	5	4	9	1.8	7	0	4	0	0	9	1.8

Games played: 5
 Minutes/game: 6.6
 Points/game: 1.8
 FG Pct: 100.0
 FT Pct: 42.9
 Rebounds/game: 1.8
 Turnovers/game: 0.8

LLOYD BURGESS' CAREER STATISTICS

Season	gp-gs	min/avg	Total		3-Point		F-Throws		Rebounds				Scoring							
			fg-fga	pct	fg-fga	pct	ft-fa	pct	off	def	tot	avg	pf	fo	ast	to	blk	stl	pts	avg
2015-16	31-1	267/8.6	15-29	.517	0-0	.000	10-25	.400	25	41	66	2.1	58	0	5	9	9	3	40	1.3
2016-17	10-0	75/7.5	5-8	.625	0-0	.000	3-8	.375	8	6	14	1.4	10	0	3	8	2	1	13	1.3
2017-18	5-0	33/6.6	3-3	1.000	0-0	.000	3-7	.429	5	4	9	1.8	7	0	0	4	0	0	9	1.8
TOTAL	46-1	375/8.2	23-40	.575	0-0	.000	16-40	.400	38	51	89	1.9	75	0	8	21	11	4	62	1.3



2017-18 UNCG MEN'S BASKETBALL



Jordy Kuiper's Notebook

Scored five points and grabbed three rebounds against Virginia ... Scored 10 points and grabbed nine rebounds against N.C. Wesleyan, hitting 4-of-7 from the field including two 3-pointers ... Scored 11 points and grabbed six rebounds against Wake Forest, hitting three 3-pointers in the first half ... Scored seven points against Elon, hitting 3-of-6 from the field ... Grabbed eight rebounds and scored seven points against UNCW ... Scored a career-high 14 points in 32 minutes against N.C. State, hitting 4-of-5 from 3-point land ... Grabbed a season-high 11 rebounds against Southeastern ... Scored nine points and grabbed five rebounds against ETSU ... Scored a career-high 16 points at Samford, connecting on 4-of-5 from 3-point land and grabbed seven rebounds ... Tallied 10 points on 3-of-6 shooting, including a pair of 3-pointers, against VMI.

#32

JORDY KUIPER

SENIOR

SEASON HIGHS

Points 16 at Samford (1/27/18)
Rebounds .11 vs. Southeastern (12/21/17)
Assists 4 at VMI (1/6/18)
Steals 2, two times
Blocks 1, five times
FG Made 5 at N.C. State (12/16/17)
FG Att 9, three times
3FG Made 4 at N.C. State (12/16/17)
3FG Att 7 at Liberty (12/2/17)
FT Made 2, three times
FT Att 3 at Liberty (12/2/17)

CAREER HIGHS

Points 16 at Samford (1/27/18)
Rebounds 12 vs. The Citadel (1/21/17)
Assists 5 at Indiana (11/28/14)
Steals 2, seven times
Blocks 1, 12 times
FG Made 6 vs. Samford (12/31/16)
FG Attempts 9, three times
3FG Made 4 at N.C. State (12/16/17)
3FG Att 7 at Liberty (12/2/17)
FT Made 3, three times
FT Att 4, three times

Opponent	Date	gs	min	Total		3-Pointers		Free throws		Rebounds					pf	a	t/o	blk	stl	pts	avg
				fg-fga	pct	3fg-fga	pct	ft-fa	pct	off	def	tot	avg								
at Virginia	11/10/17	*	29	1-4	.250	1-3	.333	2-2	1.000	1	2	3	3.0	3	1	4	0	2	5	5.0	
N.C. WESLEYAN	11/15/17	*	19	4-7	.571	2-3	.667	0-0	.000	2	7	9	6.0	1	1	1	1	0	10	7.5	
FERRUM COLLEGE	11/17/17	*	19	1-5	.200	0-0	.000	0-0	.000	2	4	6	6.0	2	1	2	0	0	2	5.7	
DELAWARE	11/20/17	*	19	0-3	.000	0-2	.000	0-0	.000	1	1	2	5.0	4	0	1	1	0	0	4.3	
LONGWOOD	11/21/17	*	28	3-7	.429	3-6	.500	0-0	.000	1	7	8	5.6	1	1	1	0	1	9	5.2	
at Wake Forest	11/24/17	*	32	4-8	.500	3-6	.500	0-0	.000	2	4	6	5.7	2	3	2	0	1	11	6.2	
at Presbyterian	11/28/17	*	17	1-5	.200	0-1	.000	1-1	1.000	1	1	2	5.1	2	1	2	0	0	3	5.7	
at Liberty	12/02/17	*	42	1-9	.111	1-7	.143	2-3	.667	3	2	5	5.1	4	1	1	0	0	5	5.6	
ELON	12/07/17	*	20	3-6	.500	1-2	.500	0-0	.000	1	2	3	4.9	2	0	1	0	1	7	5.8	
UNCW	12/13/17	*	26	3-9	.333	1-6	.167	0-2	.000	3	5	8	5.2	4	1	0	1	1	7	5.9	
at NC State	12/16/17	*	32	5-9	.556	4-5	.800	0-0	.000	1	3	4	5.1	1	2	1	0	0	14	6.6	
UNC ASHEVILLE	12/19/17	*	33	3-7	.429	1-3	.333	2-3	.667	4	3	7	5.3	3	1	1	0	1	9	6.8	
SOUTHEASTERN	12/21/17	*	31	2-8	.250	0-1	.000	2-2	1.000	3	8	11	5.7	1	2	2	0	0	6	6.8	
WOFFORD	12/30/17	*	20	0-4	.000	0-4	.000	0-0	.000	1	1	2	5.4	4	1	1	0	0	0	6.3	
at VMI	01/06/18	*	31	0-2	.000	0-2	.000	0-0	.000	2	4	6	5.5	2	4	0	0	0	0	5.9	
at ETSU	01/11/18	*	28	4-6	.667	1-2	.500	0-0	.000	1	4	5	5.4	3	1	1	1	0	9	6.1	
at Western Carolina	01/13/18	*	29	4-8	.500	1-4	.250	0-0	.000	1	3	4	5.4	3	2	1	0	0	9	6.2	
THE CITADEL	01/18/18	*	25	2-6	.333	1-4	.250	1-2	.500	2	1	3	5.2	4	0	1	1	0	6	6.2	
MERCER	01/20/18	*	33	3-7	.429	0-3	.000	2-4	.500	0	4	4	5.2	3	1	1	0	2	8	6.3	
FURMAN	01/24/18	*	30	1-5	.200	0-2	.000	3-4	.750	1	3	4	5.1	3	2	0	0	1	5	6.3	
at Samford	01/27/18	*	27	6-11	.545	4-5	.800	0-0	.000	3	4	7	5.2	3	0	5	0	1	16	6.7	
at Chattanooga	01/29/18	*	15	2-6	.333	0-2	.000	0-0	.000	1	1	2	5.0	5	0	1	0	0	4	6.6	
VMI	02/01/18	*	22	3-6	.500	2-4	.500	2-2	1.000	0	0	0	4.8	0	1	4	0	0	10	6.7	
Totals			23	607	56-148	.378	26-77	.338	17-25	.680	37	74	111	4.8	60	27	34	5	11	155	6.7

Games played: 23
 Minutes/game: 26.4
 Points/game: 6.7
 FG Pct: 37.8
 3FG Pct: 33.8
 FT Pct: 68.0


Rebounds/game: 4.8
 Assists/game: 1.2
 Turnovers/game: 1.5
 Assist/turnover ratio: 0.8
 Steals/game: 0.5
 Blocks/game: 0.2

JORDY KUIPER'S CAREER STATISTICS

Season	gp-gs	min/avg	Total		3-Point		F-Throws			Rebounds				Scoring						
			fg-fga	pct	fg-fga	pct	ft-fa	pct	off	def	tot	avg	pf	fo	ast	to	blk	stl	pts	avg
2013-14	24-0	106/4.4	1-9	.111	0-0	.000	1-5	.200	6	18	24	1.0	19	0	0	9	0	0	3	0.1
2014-15	24-3	339/14.1	32-55	.582	0-0	.000	15-21	.714	30	33	63	2.6	59	0	9	13	4	9	79	3.3
2015-16	8-1	99/12.4	10-20	.500	0-2	.000	2-3	.667	9	11	20	2.5	16	0	3	5	0	4	22	2.8
2016-17	35-24	698/19.9	78-147	.531	14-46	.304	16-26	.615	63	91	154	4.4	70	1	26	35	3	10	186	5.3
2017-18	23-23	607/26.4	56-148	.378	26-77	.338	17-25	.680	37	74	111	4.8	60	1	27	34	5	11	155	6.7
TOTAL	114-51	1849/16.2	177-379	.467	40-125	.320	51-80	.638	145	227	372	3.3	224	2	65	96	12	34	445	3.9



Kaleb Hunter's Notebook



#44

KALEB HUNTER

FRESHMAN

SEASON HIGHS

Points

Rebounds

Assists

Steals

Blocks

FG Made

FG Att

3FG Made

3FG Att

FT Made

FT Att

CAREER HIGHS

Points

Rebounds

Assists

Steals

Blocks

FG Made

FG Att

3FG Made

3FG Att

FT Made

FT Att



2017-18 UNCG Men's BASKETBALL



2017-18 UNCG Men's Basketball UNCG Combined Team Statistics (as of Feb 01, 2018) All games

RECORD:	OVERALL	HOME	AWAY	NEUTRAL
ALL GAMES	17-6	12-1	5-5	0-0
CONFERENCE	8-2	5-0	3-2	0-0
NON-CONFERENCE	9-4	7-1	2-3	0-0

#	Player	gp-gs	min	Total		3-Point		F-Throw		Rebounds			pf	dq	a	to	blk	stl	pts	avg				
				fg-fga	fg%	3fg-fga	3fg%	ft-fga	ft%	off	def	tot									avg			
10	Francis Alonso	23-23	682	29.7	124-284	.437	83-189	.439	62-71	.873	8	47	55	2.4	59	1	69	63	2	27	393	17.1		
01	Marvin Smith	23-23	609	26.5	88-235	.374	49-149	.329	60-80	.750	39	88	127	5.5	56	2	23	29	10	24	285	12.4		
21	James Dickey	22-22	616	28.0	75-142	.528	0-0	.000	38-65	.585	72	109	181	8.2	54	3	24	51	46	20	188	8.5		
24	Isaiah Miller	23-0	356	15.5	79-149	.530	1-9	.111	24-39	.615	27	38	65	2.8	48	1	27	31	0	31	183	8.0		
32	Jordy Kuiper	23-23	607	26.4	56-148	.378	26-77	.338	17-25	.680	37	74	111	4.8	60	1	27	34	5	11	155	6.7		
11	Demetrius Troy	23-23	584	25.4	51-144	.354	27-89	.303	15-24	.625	2	38	40	1.7	24	0	92	49	0	31	144	6.3		
14	Kyrin Galloway	23-1	449	19.5	54-91	.593	10-26	.385	19-32	.594	33	68	101	4.4	43	2	8	18	9	8	137	6.0		
02	Malik Massey	20-0	340	17.0	30-78	.385	12-39	.308	15-21	.714	1	21	22	1.1	29	2	28	22	0	15	87	4.4		
15	Garrett Collins	21-0	150	7.1	17-44	.386	13-40	.325	5-6	.833	7	16	23	1.1	11	0	3	6	2	5	52	2.5		
00	Kyilia Sykes	23-0	242	10.5	20-35	.571	6-17	.353	5-8	.625	14	13	27	1.2	36	1	14	13	5	16	51	2.2		
25	Lloyd Burgess	5-0	33	6.6	3-3	1.000	0-0	.000	3-7	.429	5	4	9	1.8	7	0	0	4	0	0	9	1.8		
13	Justin Jordan	11-0	82	7.5	5-7	.714	0-0	.000	3-4	.750	0	7	7	0.6	8	0	8	4	0	5	13	1.2		
Team											31	43	74											
Total.....		23	4750		602-1360	.443	227-635	.357	266-382	.696	276	566	842	36.6	435	13	323	332	79	193	1697	73.8		
Opponents.....		23	4747		478-1147	.417	143-448	.319	356-493	.722	167	533	700	30.4	387	-	229	371	50	168	1455	63.3		

TEAM STATISTICS	UNCG	OPP	Date	Opponent	Score	Att.
SCORING	1697	1455	11/10/17	at Virginia	L 48-60	13855
Points per game	73.8	63.3	11/15/17	N.C. WESLEYAN	W 82-48	1833
Scoring margin	+10.5	-	11/17/17	FERRUM COLLEGE	W 95-43	1767
FIELD GOALS-ATT	602-1360	478-1147	11/20/17	DELAWARE	W 79-66	2249
Field goal pct	.443	.417	11/21/17	LONGWOOD	W 71-40	1635
3 POINT FG-ATT	227-635	143-448	11/24/17	at Wake Forest	L 75-81	6810
3-point FG pct	.357	.319	11/28/17	at Presbyterian	L 72-74	230
3-pt FG made per game	9.9	6.2	12/02/17	at Liberty	Wo3 76-75	2294
FREE THROWS-ATT	266-382	356-493	12/07/17	ELON	W 75-44	2446
Free throw pct	.696	.722	12/13/17	UNCW	W 71-58	2307
F-Throws made per game	11.6	15.5	12/16/17	at NC State	W 81-76	13957
REBOUNDS	842	700	12/19/17	UNC ASHEVILLE	L 60-67	2172
Rebounds per game	36.6	30.4	12/21/17	SOUTHEASTERN	W 85-67	1335
Rebounding margin	+6.2	-	* 12/30/17	WOFFORD	W 71-67	2420
ASSISTS	323	229	* 01/06/18	at VMI	W 63-61	571
Assists per game	14.0	10.0	* 01/11/18	at ETSU	L 58-68	5038
TURNOVERS	332	371	* 01/13/18	at Western Carolina	W 66-55	1237
Turnovers per game	14.4	16.1	* 01/18/18	THE CITADEL	W 72-58	3135
Turnover margin	+1.7	-	* 01/20/18	MERCER	Wot 70-66	2874
Assist/turnover ratio	1.0	0.6	* 01/24/18	FURMAN	W 71-61	2604
STEALS	193	168	* 01/27/18	at Samford	W 98-82	1629
Steals per game	8.4	7.3	* 01/29/18	at Chattanooga	Lo2 85-87	2503
BLOCKS	79	50	* 02/01/18	VMI	W 73-51	2572
Blocks per game	3.4	2.2				
ATTENDANCE	29349	48124	* = Conference game			
Home games-Avg/Game	13-2258	10-4812				
Neutral site-Avg/Game	-	0-0				

Score by Periods	1st	2nd	OT	OT2	OT3	Totals
UNCG	811	825	33	22	6	1697
Opponents	684	713	29	24	5	1455



2017-18 UNCG Men's BASKETBALL



2017-18 UNCG Men's Basketball UNCG Combined Team Statistics (as of Feb 01, 2018) Conference games only

RECORD:	OVERALL	HOME	AWAY	NEUTRAL
ALL GAMES	8-2	5-0	3-2	0-0
CONFERENCE	8-2	5-0	3-2	0-0
NON-CONFERENCE	0-0	0-0	0-0	0-0

#	Player	gp-gs	min	Total		3-Point		F-Throw		Rebounds			pf	dq	a	to	blk	stl	pts	avg		
				fg-fga	fg%	3fg-fga	3fg%	ft-fta	ft%	off	def	tot									avg	
10	Francis Alonso	10-10	310	31.0	50-119	.420	35-83	.422	27-31	.871	4	25	29	2.9	28	1	28	23	1	10	162	16.2
01	Marvin Smith	10-10	288	28.8	38-112	.339	22-70	.314	37-54	.685	19	47	66	6.6	24	1	12	12	6	12	135	13.5
21	James Dickey	10-10	273	27.3	36-67	.537	0-0	.000	19-29	.655	32	45	77	7.7	23	2	10	21	20	6	91	9.1
24	Isaiah Miller	10-0	161	16.1	35-65	.538	0-2	.000	12-16	.750	18	19	37	3.7	23	0	15	16	0	11	82	8.2
32	Jordy Kuiper	10-10	260	26.0	25-61	.410	9-32	.281	8-12	.667	12	25	37	3.7	30	1	12	15	2	4	67	6.7
14	Kyrin Galloway	10-0	201	20.1	25-44	.568	6-13	.462	10-14	.714	13	25	38	3.8	15	1	5	8	6	1	66	6.6
11	Demetrius Troy	10-10	271	27.1	18-52	.346	9-30	.300	8-8	1.000	2	19	21	2.1	11	0	49	19	0	12	53	5.3
15	Garrett Collins	10-0	89	8.9	12-27	.444	9-24	.375	1-2	.500	4	10	14	1.4	5	0	1	5	1	2	34	3.4
02	Malik Massey	7-0	106	15.1	9-28	.321	3-13	.231	0-1	.000	0	5	5	0.7	9	0	5	9	0	5	21	3.0
13	Justin Jordan	4-0	31	7.8	2-4	.500	0-0	.000	3-4	.750	0	0	0	0.0	4	0	3	1	0	0	7	1.8
00	Kylia Sykes	10-0	85	8.5	4-7	.571	1-4	.250	0-0	.000	2	2	4	0.4	14	0	2	3	3	4	9	0.9
Team											16	21	37				5					
Total.....		10	2075		254-586	.433	94-271	.347	125-171	.731	122	243	365	36.5	186	6	142	137	39	67	727	72.7
Opponents.....		10	2075		213-504	.423	74-200	.370	156-218	.716	78	224	302	30.2	165	-	105	148	29	70	656	65.6

TEAM STATISTICS	UNCG	OPP	Date	Opponent	Score	Att.
SCORING	727	656	* 12/30/17	WOFFORD	w 71-67	2420
Points per game	72.7	65.6	* 01/06/18	at VMI	w 63-61	571
Scoring margin	+7.1	-	* 01/11/18	at ETSU	L 58-68	5038
FIELD GOALS-ATT	254-586	213-504	* 01/13/18	at Western Carolina	w 66-55	1237
Field goal pct	.433	.423	* 01/18/18	THE CITADEL	w 72-58	3135
3 POINT FG-ATT	94-271	74-200	* 01/20/18	MERCER	Wot 70-66	2874
3-point FG pct	.347	.370	* 01/24/18	FURMAN	w 71-61	2604
3-pt FG made per game	9.4	7.4	* 01/27/18	at Samford	w 98-82	1629
FREE THROWS-ATT	125-171	156-218	* 01/29/18	at Chattanooga	Lo2 85-87	2503
Free throw pct	.731	.716	* 02/01/18	VMI	w 73-51	2572
F-Throws made per game	12.5	15.6	* = Conference game			
REBOUNDS	365	302				
Rebounds per game	36.5	30.2				
Rebounding margin	+6.3	-				
ASSISTS	142	105				
Assists per game	14.2	10.5				
TURNOVERS	137	148				
Turnovers per game	13.7	14.8				
Turnover margin	+1.1	-				
Assist/turnover ratio	1.0	0.7				
STEALS	67	70				
Steals per game	6.7	7.0				
BLOCKS	39	29				
Blocks per game	3.9	2.9				
ATTENDANCE	13605	10978				
Home games-Avg/Game	5-2721	5-2196				
Neutral site-Avg/Game	-	0-0				

Score by Periods	1st	2nd	OT	OT2	Totals
UNCG	352	338	27	10	727
Opponents	291	330	23	12	656



2017-18 UNCG MEN'S BASKETBALL



2017-18 UNCG Men's Basketball UNCG Team Game-by-Game (as of Feb 05, 2018) All games

TEAM STATISTICS

Opponent	Date	Score		Total		3-Pointers		Free throws		Rebounds				pf	a	t/o	blk	stl	pts	avg
				fg-fga	pct	3fg-fga	pct	ft-fa	pct	off	def	tot	avg							
at Virginia	11/10/17	48-60	L	15-51	.294	4-26	.154	14-18	.778	16	20	36	36.0	20	9	17	2	5	48	48.0
N.C. WESLEYAN	11/15/17	82-48	W	32-62	.516	8-26	.308	10-15	.667	14	29	43	39.5	15	16	15	7	9	82	65.0
FERRUM COLLEGE	11/17/17	95-43	W	35-63	.556	13-28	.464	12-20	.600	15	29	44	41.0	15	19	19	4	17	95	75.0
DELAWARE	11/20/17	79-66	W	25-53	.472	14-27	.519	15-18	.833	9	23	32	38.8	14	15	13	7	7	79	76.0
LONGWOOD	11/21/17	71-40	W	26-63	.413	11-35	.314	8-14	.571	15	28	43	39.6	18	15	19	6	12	71	75.0
at Wake Forest	11/24/17	75-81	L	25-51	.490	13-26	.500	12-22	.545	9	14	23	36.8	23	14	11	0	8	75	75.0
at Presbyterian	11/28/17	72-74	L	28-58	.483	10-23	.435	6-9	.667	11	20	31	36.0	19	13	13	0	6	72	74.6
at Liberty	12/02/17	76-75	Wot	24-79	.304	11-41	.268	17-27	.630	17	34	51	37.9	33	10	17	4	11	76	74.8
ELON	12/07/17	75-44	W	31-58	.534	10-27	.370	3-4	.750	4	28	32	37.2	10	14	8	1	13	75	74.8
UNCW	12/13/17	71-58	W	25-66	.379	9-29	.310	12-17	.706	13	28	41	37.6	21	14	12	7	12	71	74.4
at NC State	12/16/17	81-76	W	31-60	.517	12-24	.500	7-13	.538	10	24	34	37.3	20	16	13	1	8	81	75.0
UNC ASHEVILLE	12/19/17	60-67	L	22-54	.407	9-30	.300	7-12	.583	12	17	29	36.6	20	13	20	0	10	60	73.8
SOUTHEASTERN	12/21/17	85-67	W	29-56	.518	9-22	.409	18-22	.818	9	29	38	36.7	21	13	18	1	8	85	74.6
WOFFORD	12/30/17	71-67	W	24-52	.462	11-27	.407	12-16	.750	9	19	28	36.1	14	16	11	4	4	71	74.4
at VMI	01/06/18	63-61	W	22-57	.386	7-24	.292	12-14	.857	13	30	43	36.5	19	10	16	2	6	63	73.6
at ETSU	01/11/18	58-68	L	21-63	.333	7-24	.292	9-17	.529	18	17	35	36.4	20	9	11	2	1	58	72.6
at Western Carolina	01/13/18	66-55	W	26-53	.491	9-29	.310	5-7	.714	14	22	36	36.4	19	13	21	3	8	66	72.2
THE CITADEL	01/18/18	72-58	W	26-64	.406	11-30	.367	9-13	.692	15	29	44	36.8	15	14	14	5	9	72	72.2
MERCER	01/20/18	70-66	Wot	22-57	.386	8-28	.286	18-28	.643	11	21	32	36.6	20	11	9	4	7	70	72.1
FURMAN	01/24/18	71-61	W	22-47	.468	6-15	.400	21-28	.750	6	27	33	36.4	16	12	12	6	7	71	72.1
at Samford	01/27/18	98-82	W	34-53	.642	16-21	.762	14-16	.875	10	27	37	36.4	23	25	20	4	7	98	73.3
at Chattanooga	01/29/18	85-87	Lot	31-76	.408	9-38	.237	14-18	.778	15	27	42	36.7	28	15	11	4	9	85	73.8
VMI	02/01/18	73-51	W	26-64	.406	10-35	.286	11-14	.786	11	24	35	36.6	12	17	12	5	9	73	73.8
UNCG		1697		602-1360	.443	227-635	.357	266-382	.696	276	566	842	36.6	435	323	332	79	193	1697	73.8
Opponents		1455		478-1147	.417	143-448	.319	356-493	.722	167	533	700	30.4	387	229	371	50	168	1455	63.3

Games played: 23
Points/game: 73.8
FG Pct: 44.3
3FG Pct: 35.7
FT Pct: 69.6

Rebounds/game: 36.6
Assists/game: 14.0
Turnovers/game: 14.4
Assist/turnover ratio: 1.0
Steals/game: 8.4
Blocks/game: 3.4



2017-18 UNCG Men's BASKETBALL



2017-18 UNCG Men's Basketball UNCG Opponent Game-by-Game (as of Feb 05, 2018) All games

OPPONENT STATISTICS

Opponent	Date	Score		Total		3-Pointers		Free throws		Rebounds				pf	a	t/o	blk	stl	pts	avg
				fg-fga	pct	3fg-fga	pct	ft-fa	pct	off	def	tot	avg							
at Virginia	11/10/17	48-60	L	18-42	.429	4-16	.250	20-24	.833	7	23	30	30.0	17	8	13	4	8	60	60.0
N.C. WESLEYAN	11/15/17	82-48	W	17-52	.327	5-17	.294	9-14	.643	9	19	28	29.0	20	7	20	3	10	48	54.0
FERRUM COLLEGE	11/17/17	95-43	W	16-50	.320	6-24	.250	5-7	.714	4	18	22	26.7	16	8	28	0	11	43	50.3
DELAWARE	11/20/17	79-66	W	24-53	.453	6-17	.353	12-15	.800	8	19	27	26.8	19	4	11	1	10	66	54.2
LONGWOOD	11/21/17	71-40	W	12-40	.300	4-14	.286	12-22	.545	3	24	27	26.8	16	4	26	2	7	40	51.4
at Wake Forest	11/24/17	75-81	L	24-39	.615	8-14	.571	25-32	.781	6	22	28	27.0	20	12	16	0	5	81	56.3
at Presbyterian	11/28/17	72-74	L	29-53	.547	10-27	.370	6-10	.600	8	21	29	27.3	13	15	12	2	7	74	58.9
at Liberty	12/02/17	76-75	Wot	19-58	.328	4-23	.174	33-42	.786	8	45	53	30.5	24	8	21	2	8	75	60.9
ELON	12/07/17	75-44	W	17-49	.347	4-28	.143	6-7	.857	4	23	27	30.1	4	11	16	0	3	44	59.0
UNCW	12/13/17	71-58	W	20-61	.328	4-14	.286	14-22	.636	16	30	46	31.7	15	9	17	3	6	58	58.9
at NC State	12/16/17	81-76	W	25-50	.500	7-20	.350	19-28	.679	5	23	28	31.4	16	17	9	2	7	76	60.5
UNC ASHEVILLE	12/19/17	60-67	L	22-46	.478	4-19	.211	19-26	.731	8	23	31	31.3	20	11	18	1	11	67	61.0
SOUTHEASTERN	12/21/17	85-67	W	22-50	.440	3-15	.200	20-26	.769	3	19	22	30.6	22	10	16	1	5	67	61.5
WOFFORD	12/30/17	71-67	W	25-54	.463	12-26	.462	5-9	.556	11	20	31	30.6	19	14	14	3	4	67	61.9
at VMI	01/06/18	63-61	W	19-49	.388	7-19	.368	16-23	.696	5	23	28	30.5	17	9	12	2	9	61	61.8
at ETSU	01/11/18	58-68	L	24-46	.522	3-10	.300	17-26	.654	9	28	37	30.9	15	14	14	7	5	68	62.2
at Western Carolina	01/13/18	66-55	W	15-38	.395	5-12	.417	20-29	.690	5	14	19	30.2	11	7	15	2	10	55	61.8
THE CITADEL	01/18/18	72-58	W	21-54	.389	7-29	.241	9-15	.600	9	24	33	30.3	13	12	15	3	6	58	61.6
MERCER	01/20/18	70-66	Wot	20-50	.400	10-19	.526	16-20	.800	9	26	35	30.6	26	10	18	3	7	66	61.8
FURMAN	01/24/18	71-61	W	23-55	.418	6-23	.261	9-15	.600	8	20	28	30.5	21	6	14	0	6	61	61.8
at Samford	01/27/18	98-82	W	24-58	.414	9-26	.346	25-29	.862	9	10	19	29.9	14	11	8	3	11	82	62.7
at Chattanooga	01/29/18	85-87	Lot	24-56	.429	10-21	.476	29-38	.763	9	34	43	30.5	14	13	15	4	4	87	63.8
VMI	02/01/18	73-51	W	18-44	.409	5-15	.333	10-14	.714	4	25	29	30.4	15	9	23	2	8	51	63.3
Opponents		1455		478-1147	.417	143-448	.319	356-493	.722	167	533	700	30.4	387	229	371	50	168	1455	63.3
UNCG		1697		602-1360	.443	227-635	.357	266-382	.696	276	566	842	36.6	435	323	332	79	193	1697	73.8

Games played: 23
Points/game: 63.3
FG Pct: 41.7
3FG Pct: 31.9
FT Pct: 72.2

Rebounds/game: 30.4
Assists/game: 10.0
Turnovers/game: 16.1
Assist/turnover ratio: 0.6
Steals/game: 7.3
Blocks/game: 2.2



2017-18 UNCG MEN'S BASKETBALL



VIRGINIA 60, UNCG 48

UNCG 48 • 0-1

#	Player	Total			3-Ptr			Rebounds			PF	TP	A	TO	Blk	Stl	Min
		FG-FGA	FG-FGA	FT-FTA	FG-FGA	FG-FGA	FT-FTA	Off	Def	Tot							
01	Marvin Smith	r	2-12	2-8	6-6	4	5	9	4	12	0	0	0	0	0	29	
21	James Dickey	r	3-5	0-0	0-0	4	4	8	4	6	0	1	2	0	0	29	
32	Jordy Kuiper	r	1-4	1-3	2-2	1	2	3	3	5	1	4	0	2	0	29	
10	Francis Alonso	g	3-12	0-6	3-4	2	1	3	1	9	3	5	0	1	31		
11	Demetrius Troy	g	2-9	0-5	0-2	0	0	0	1	4	1	4	0	1	27		
02	Kylia Sykes	g	1-1	0-0	0-0	2	2	4	1	2	2	1	0	0	14		
00	Malik Massey	g	0-1	0-1	1-2	0	0	0	0	1	2	2	0	0	11		
13	Justin Jordan	g	0-0	0-0	0-0	0	0	0	1	0	0	0	0	0	2		
14	Kyrin Galloway	g	2-3	1-2	2-2	0	3	3	2	7	0	0	0	0	21		
25	Garrett Collins	g	0-1	0-1	0-0	0	0	0	0	0	0	0	0	0	0+		
24	Isaiah Miller	g	1-3	0-0	0-0	0	0	0	3	2	0	0	0	1	7		
Team						3	3	6									
Totals			15-51	4-26	14-18	16	20	36	20	48	9	17	2	5	200		

FG % 1st Half: 6-23 26.1% 2nd half: 9-28 32.1% Game: 15-51 29.4% Deadball Rebounds 1
 3FG % 1st Half: 0-12 0.0% 2nd half: 4-14 28.6% Game: 4-26 15.4%
 FT % 1st Half: 8-8 100.0% 2nd half: 6-10 60.0% Game: 14-18 77.8%

Virginia 60 • 1-0

#	Player	Total			3-Ptr			Rebounds			PF	TP	A	TO	Blk	Stl	Min
		FG-FGA	FG-FGA	FT-FTA	FG-FGA	FG-FGA	FT-FTA	Off	Def	Tot							
21	Isaiah Wilkins	r	3-6	0-0	3-4	1	7	8	2	9	2	0	3	2	36		
33	Jack Salt	c	1-3	0-0	4-4	2	2	4	3	6	0	1	0	0	29		
00	Devon Hall	g	4-5	1-1	4-4	1	5	6	4	13	2	4	0	0	29		
05	Kyle Guy	g	3-8	2-4	8-10	0	0	0	1	16	3	0	0	3	34		
11	Ty Jerome	g	3-10	1-7	0-0	0	2	2	3	7	1	3	0	2	28		
12	De'Andre Hunter	g	0-2	0-1	0-0	0	0	0	1	0	0	1	0	1	10		
23	Nigel Johnson	g	3-6	0-3	1-2	0	6	6	1	7	0	2	1	0	20		
25	Mamadi Diakite	g	1-2	0-0	0-0	3	1	4	2	2	0	2	0	0	14		
Team						0	0	0									
Totals			18-42	4-16	20-24	7	23	30	17	60	8	13	4	8	200		

FG % 1st Half: 8-23 34.8% 2nd half: 10-19 52.6% Game: 18-42 42.9% Deadball Rebounds 1
 3FG % 1st Half: 2-9 22.2% 2nd half: 2-7 28.6% Game: 4-16 25.0%
 FT % 1st Half: 11-14 78.6% 2nd half: 9-10 90.0% Game: 20-24 83.3%

Officials: Mike Eades, Justin Porterfield, Patrick Harwood
 Technical fouls: UNCG-None, Virginia-None.
 Attendance: 13855

Score by periods	1st	2nd	Total
UNCG	20	28	48
Virginia	29	31	60

Last FG - UNCG 2nd-00:11, VA 2nd-02:16.
 Largest lead - UNCG by 2 1st-19:48, VA by 19 2nd-14:24.
 UNCG led for 01:38. VA led for 33:54. Game was tied for 04:28.

UNCG 82, N.C. WESLEYAN 48

N.C. Wesleyan 48 • 0-0

#	Player	Total			3-Ptr			Rebounds			PF	TP	A	TO	Blk	Stl	Min
		FG-FGA	FG-FGA	FT-FTA	FG-FGA	FG-FGA	FT-FTA	Off	Def	Tot							
35	Robert Wilson	r	0-1	0-0	0-0	0	0	0	0	0	0	0	0	0	0	9	
22	A.J. Frye	c	1-3	1-1	0-0	0	3	3	1	3	0	0	1	0	0	16	
01	Adrian Moore	g	4-11	0-0	2-4	2	2	4	3	10	4	4	0	0	27		
23	Chris Braswell	g	1-7	0-4	2-2	1	2	3	4	4	0	3	0	4	26		
30	Justin Tankelewicz	g	4-10	3-7	3-4	1	1	2	2	14	0	0	0	3	25		
02	Kaymon Mitchell	g	1-2	0-0	0-0	0	1	1	0	2	1	0	0	0	3		
04	Ricardo Bullock	g	1-2	0-0	0-0	0	2	2	3	2	0	0	0	1	16		
35	Vernon McWhite	g	1-1	0-0	0-0	1	3	4	1	2	0	0	0	0	6		
10	Cameron Martin	g	1-4	1-3	0-0	0	1	1	0	3	0	3	0	0	15		
13	Brian Frazier	g	0-1	0-0	0-0	1	0	1	0	1	0	0	0	0	6		
14	Josh Covington	g	1-1	0-0	2-2	0	0	0	1	2	0	2	0	1	6		
15	Darnon McDowell	g	0-2	0-1	0-0	0	0	0	0	2	2	1	0	0	9		
20	Greg Joseph	g	0-0	0-0	0-0	0	0	0	1	0	0	2	0	0	6		
21	Gordon Brann	g	0-0	0-0	0-1	0	0	0	2	0	0	0	0	1	4		
25	Chris Sause	g	1-3	0-0	0-0	0	0	0	1	2	0	2	0	0	8		
42	Mitch Layton	g	0-0	0-0	0-0	0	2	2	0	0	0	0	1	0	7		
45	Malique Judd	g	1-4	0-1	0-1	1	0	1	1	2	0	2	0	0	11		
Team						2	2	4	1								
Totals			17-52	5-17	9-14	9	19	28	20	48	7	20	3	10	200		

FG % 1st Half: 10-30 33.3% 2nd half: 7-22 31.8% Game: 17-52 32.7% Deadball Rebounds 2.1
 3FG % 1st Half: 2-11 18.2% 2nd half: 3-6 50.0% Game: 5-17 29.4%
 FT % 1st Half: 5-8 62.5% 2nd half: 4-6 66.7% Game: 9-14 64.3%

UNCG 82 • 1-1

#	Player	Total			3-Ptr			Rebounds			PF	TP	A	TO	Blk	Stl	Min
		FG-FGA	FG-FGA	FT-FTA	FG-FGA	FG-FGA	FT-FTA	Off	Def	Tot							
01	Marvin Smith	r	6-12	4-10	0-0	0	3	3	0	16	2	1	1	0	22		
21	James Dickey	r	6-8	0-0	2-2	2	5	7	3	14	2	1	3	1	24		
32	Jordy Kuiper	r	4-7	2-3	0-0	2	2	4	1	10	1	1	1	0	19		
10	Francis Alonso	g	1-6	0-4	0-0	0	3	3	2	2	2	1	1	1	23		
11	Demetrius Troy	g	2-7	2-5	0-0	0	2	2	1	6	5	4	0	0	22		
00	Kylia Sykes	g	1-2	0-1	2-2	3	2	5	3	4	2	2	0	2	12		
02	Malik Massey	g	2-5	0-1	0-1	0	1	1	0	4	1	2	0	0	18		
13	Justin Jordan	g	0-0	0-0	0-0	0	2	2	0	0	1	0	0	0	11		
14	Kyrin Galloway	g	6-8	0-0	0-0	3	1	4	0	12	0	1	1	2	20		
15	Garrett Collins	g	0-1	0-1	0-0	0	0	0	1	2	0	0	0	0	3		
24	Isaiah Miller	g	2-4	0-0	2-4	0	1	1	3	6	0	1	0	1	15		
25	Lloyd Burgess	g	2-2	0-0	2-4	2	2	4	1	6	0	1	0	0	11		
Team						1	1	2									
Totals			32-62	8-26	10-15	14	29	43	15	82	16	15	7	9	200		

FG % 1st Half: 19-33 57.6% 2nd half: 13-29 44.8% Game: 32-62 51.6% Deadball Rebounds 1
 3FG % 1st Half: 6-15 40.0% 2nd half: 2-11 18.2% Game: 8-26 30.8%
 FT % 1st Half: 3-4 75.0% 2nd half: 7-11 63.6% Game: 10-15 66.7%

Officials: Eddie Blanton, Shipp Daniel, Alex Langley
 Technical fouls: N.C. Wesleyan-None, UNCG-None.
 Attendance: 1833

Score by periods	1st	2nd	Total
N.C. Wesleyan	27	21	48
UNCG	47	35	82

Last FG - NCWM 2nd-02:35, UNCG 2nd-00:40.
 Largest lead - NCWM None, UNCG by 35 2nd-03:11.
 NCWM led for 00:00. UNCG led for 39:51. Game was tied for 00:09.

UNCG 95, FERRUM 43

Ferrum College 43 • 1-0

#	Player	Total			3-Ptr			Rebounds			PF	TP	A	TO	Blk	Stl	Min
		FG-FGA	FG-FGA	FT-FTA	FG-FGA	FG-FGA	FT-FTA	Off	Def	Tot							
22	Josh Grimard	r	0-9	0-5	0-0	1	2	3	3	0	2	0	0	2	27		
32	Nick Helton	r	1-4	1-4	0-0	0	0	0	1	3	2	2	0	0	16		
01	D'Andre Mullen	g	2-3	0-0	2-2	0	2	2	2	6	2	7	0	2	21		
04	Rashad Reed	g	1-5	0-1	1-2	0	1	1	1	3	0	2	0	0	22		
12	Marcus Huff	g	5-11	2-5	0-1	1	5	6	2	12	0	3	0	3	24		
05	RJ Turner	g	2-3	2-2	0-0	0	0	0	0	6	0	2	0	0	13		
10	Lamar Claiborne	g	0-1	0-0	0-0	0	0	0	0	0	0	0	0	0	5		
14	Chase Woodard	g	2-3	0-0	0-0	2	3	5	3	4	1	6	0	2	16		
15	Jaylen Glover	g	0-3	0-3	2-2	0	0	0	0	2	0	0	0	1	8		
20	Isaiah Ellison	g	0-1	0-1	0-0	0	0	0	0	0	0	1	0	0	4		
21	Carrington Young	g	0-2	0-0	0-0	0	1	1	0	0	0	3	0	0	16		
24	Ce'Darius Williams	g	2-3	1-2	0-0	0	0	0	0	5	0	0	0	1	7		
25	Luka Obrvan	g	1-2	0-1	0-0	0	2	2	0	2	0	0	0	0	9		
54	Adam Vaught	g	0-0	0-0	0-0	0	0	0	3	0	1	0	0	0	12		
Team						0	2	2									
Totals			16-50	6-24	5-7	4	18	22	16	43	8	28	0	11	200		

FG % 1st Half: 9-27 33.3% 2nd half: 7-23 30.4% Game: 16-50 32.0% Deadball Rebounds 1
 3FG % 1st Half: 3-13 23.1% 2nd half: 3-11 27.3% Game: 6-24 25.0%
 FT % 1st Half: 3-5 60.0% 2nd half: 2-2 100.0% Game: 5-7 71.4%

UNCG 95 • 2-1

#	Player	Total			3-Ptr			Rebounds			PF	TP	A	TO	Blk	Stl	Min
		FG-FGA	FG-FGA	FT-FTA	FG-FGA	FG-FGA	FT-FTA	Off	Def	Tot							
01	Marvin Smith	r	5-10	3-7	2-2	1	5	6	2	15	0	1	0	0	19		
21	James Dickey	r	3-9	0-0	2-4	7	2	9	0	8	1	4	3	2	22		
32	Jordy Kuiper	r	1-5	0-0	0-0	2	4	6	2	2	1	2	0	0	19		
10	Francis Alonso	g	5-9	3-7	0-0	0	1	1	2	13	3	1	0	3	21		
11	Demetrius Troy	g	2-5	2-5	2-3	0	2	2	1	8	2	2	0	2	15		
00	Kylia Sykes	g	4-5	1-2	1-2	1	0										



2017-18 UNCG MEN'S BASKETBALL



UNCG 71, LONGWOOD 40

Longwood 40 • 0-4

#	Player	Total			3-Ptr			Rebounds			PF	TP	A	TO	Blk	Stl	Min
		FG-FGA	FT-FTA	Reb Tot	FG-FGA	FT-FTA	Off	Def	Off	Def							
21	SMITH, JaShaun	1	0-2	0-1	1-2	0	1	1	1	1	1	1	0	0	0	25	
24	GETER, Damarion	1	3-4	0-0	2-2	0	5	3	8	0	3	2	0	0	0	30	
30	SHIELDS, Chris	1	1-4	0-1	0-0	0	3	3	2	2	0	3	0	1	0	24	
02	ASHE, B.K.	g	6-13	2-5	3-4	2	2	4	3	17	2	8	0	3	0	33	
12	GLOVER, Charles	g	0-4	0-2	3-4	0	3	3	0	3	1	2	0	1	0	27	
00	EZEANI, Dominic	g	0-0	0-0	0-2	0	0	0	0	0	0	0	0	0	0	4	
03	CHAPMAN, Kamil	g	2-7	2-4	1-2	0	2	2	7	0	4	0	0	0	0	20	
20	CINTRON, Jordan	g	0-4	0-1	2-6	1	4	5	3	2	0	3	0	1	0	23	
23	WILLIAMS, Boaz	g	0-2	0-0	0-0	0	2	2	2	0	0	2	0	1	0	14	
	Team					0	2	2									
	Totals		12-40	4-14	12-22	3	24	27	16	40	4	26	2	7	0	200	

FG % 1st Half: 9-20 45.0% 2nd half: 3-20 15.0% Game: 12-40 30.0% Deadball Rebounds: 7
 3FG % 1st Half: 3-6 50.0% 2nd half: 1-8 12.5% Game: 4-14 28.6%
 FT % 1st Half: 8-10 80.0% 2nd half: 4-12 33.3% Game: 12-22 54.5%

UNCG 71 • 4-1

#	Player	Total			3-Ptr			Rebounds			PF	TP	A	TO	Blk	Stl	Min
		FG-FGA	FT-FTA	Reb Tot	FG-FGA	FT-FTA	Off	Def	Off	Def							
01	Marvin Smith	1	4-11	2-7	0-0	0	2	2	3	10	1	3	0	1	0	20	
21	James Dickey	1	1-5	0-0	0-0	4	7	11	1	2	1	5	5	1	0	28	
32	Jordy Kuiper	1	3-7	3-6	0-0	1	7	8	1	9	1	1	0	1	0	28	
10	Francis Alonso	g	5-10	3-6	3-4	0	1	1	2	16	1	1	0	0	0	24	
11	Demetrius Troy	g	2-7	1-6	0-1	0	2	2	1	5	6	5	0	1	0	23	
00	Kylia Sykes	g	0-2	0-2	0-0	1	0	1	1	0	3	1	0	1	0	10	
02	Malik Massey	g	2-4	1-3	2-2	0	0	0	1	7	1	0	0	0	0	15	
13	Justin Jordan	g	0-0	0-0	0-0	0	2	2	0	0	1	1	0	4	0	12	
14	Kyrin Galloway	g	4-6	0-2	3-7	3	2	5	3	11	0	1	0	0	0	19	
15	Garrett Collins	g	2-3	1-2	0-0	1	1	2	1	5	0	0	1	0	0	2	
24	Isaiah Miller	g	3-8	0-1	0-0	2	2	4	3	6	0	0	0	0	0	16	
25	Lloyd Burgess	g	0-0	0-0	0-0	0	1	1	1	0	0	0	0	0	0	3	
	Team					3	1	4									
	Totals		26-63	11-35	8-14	15	28	43	18	71	15	19	6	12	0	200	

FG % 1st Half: 13-33 39.4% 2nd half: 13-30 43.3% Game: 26-63 41.3% Deadball Rebounds: 4
 3FG % 1st Half: 6-20 30.0% 2nd half: 5-15 33.3% Game: 11-35 31.4%
 FT % 1st Half: 1-2 50.0% 2nd half: 7-12 58.3% Game: 8-14 57.1%

Officials: Jerome Hall, Nelson Santiago, Jemel Spearman
 Technical fouls: Longwood-None. UNCG-None.
 Attendance: 1635

Score by periods	1st	2nd	Total
Longwood	29	11	40
UNCG	33	38	71

	In	Off	2nd	Fast	Bench
Points	Paint	T/O	Chance	Break	
LWU	16	8	1	2	9
UNCG	20	30	19	10	29

Last FG - LWU 2nd-10:11, UNCG 2nd-00:30.
 Largest lead - LWU by 6 1st-13:32, UNCG by 31 2nd-00:30.
 LWU led for 05:05. UNCG led for 32:44. Game was tied for 01:28.

Score tied - 3 times.
 Lead changed - 4 times.

WAKE FOREST 81, UNCG 75

UNCG 75 • 4-2

#	Player	Total			3-Ptr			Rebounds			PF	TP	A	TO	Blk	Stl	Min
		FG-FGA	FT-FTA	Reb Tot	FG-FGA	FT-FTA	Off	Def	Off	Def							
01	Marvin Smith	1	2-5	1-3	5-6	1	3	4	5	10	0	1	0	0	0	30	
21	James Dickey	1	1-7	0-0	3-8	5	3	8	4	5	3	2	0	3	0	31	
32	Jordy Kuiper	1	4-8	3-6	0-0	2	4	6	2	11	3	2	0	1	0	32	
10	Francis Alonso	g	11-17	7-10	2-2	0	0	0	4	31	4	4	0	0	0	33	
11	Demetrius Troy	g	2-6	1-3	2-3	0	0	0	0	7	1	1	0	0	0	25	
00	Kylia Sykes	g	0-0	0-0	0-1	0	1	1	3	0	0	0	0	0	0	6	
02	Malik Massey	g	2-3	1-2	0-0	0	1	1	2	5	2	0	0	0	0	22	
14	Kyrin Galloway	g	2-3	0-1	0-2	1	1	2	3	4	0	1	0	2	0	16	
15	Garrett Collins	g	0-0	0-0	0-0	0	0	0	0	0	0	0	0	0	0	0+	
24	Isaiah Miller	g	1-2	0-1	0-0	0	1	1	0	2	1	0	0	0	0	5	
	Team					0	0	0									
	Totals		25-51	13-26	12-22	9	14	23	23	75	14	11	0	8	0	200	

FG % 1st Half: 10-28 35.7% 2nd half: 15-23 65.2% Game: 25-51 49.0% Deadball Rebounds: 5
 3FG % 1st Half: 5-14 35.7% 2nd half: 8-12 66.7% Game: 13-26 50.0%
 FT % 1st Half: 5-9 55.6% 2nd half: 7-13 53.8% Game: 12-22 54.5%

Wake Forest 81 • 2-4

#	Player	Total			3-Ptr			Rebounds			PF	TP	A	TO	Blk	Stl	Min
		FG-FGA	FT-FTA	Reb Tot	FG-FGA	FT-FTA	Off	Def	Off	Def							
20	Terrence Thompson	1	0-0	0-0	0-0	2	3	5	1	0	0	1	0	1	0	18	
04	Doral Moore	c	6-6	0-0	5-8	2	5	7	2	17	0	2	0	0	0	24	
10	Mitchell Wilbekin	g	2-7	2-5	0-0	0	3	3	3	6	3	2	0	1	0	31	
13	Bryant Crawford	g	4-8	0-2	3-3	0	3	3	2	11	5	5	0	1	0	32	
23	Chaundee Brown	g	0-2	0-0	4-4	1	2	3	2	4	0	2	0	1	0	14	
00	Brandon Childress	g	2-2	1-1	4-5	0	2	2	2	9	2	1	0	0	0	21	
01	Keyshawn Woods	g	6-9	3-4	5-6	0	1	1	3	20	2	2	0	0	0	27	
02	Donovan Mitchell	g	3-3	2-2	2-2	0	0	0	4	10	0	1	0	0	0	9	
11	Melo Eggleston	g	1-2	0-0	1-2	0	1	1	0	3	0	0	0	0	0	8	
30	Olivier Sarr	g	0-0	0-0	1-2	0	2	2	1	1	0	0	0	1	0	16	
34	Sunday Okeke	g	0-0	0-0	0-0	0	0	0	0	0	0	0	0	0	0	0+	
	Team					1	0	1									
	Totals		24-39	8-14	25-32	6	22	28	20	81	12	16	0	5	0	200	

FG % 1st Half: 11-20 55.0% 2nd half: 13-19 68.4% Game: 24-39 61.5% Deadball Rebounds: 2
 3FG % 1st Half: 3-8 37.5% 2nd half: 5-6 83.3% Game: 8-14 57.1%
 FT % 1st Half: 11-13 84.6% 2nd half: 14-19 73.7% Game: 25-32 78.1%

Officials: Les Jones, Jerry Heater, Justin Porterfield
 Technical fouls: UNCG-None. Wake Forest-None.
 Attendance: 6810

Score by periods	1st	2nd	Total
UNCG	30	45	75
Wake Forest	36	45	81

	In	Off	2nd	Fast	Bench
Points	Paint	T/O	Chance	Break	
UNCG	22	24	8	0	11
WF	26	6	10	2	43

Last FG - UNCG 2nd-00:23, WF 2nd-02:17.
 Largest lead - UNCG by 1 1st-16:43, WF by 12 2nd-11:45.
 UNCG led for 00:23. WF led for 38:29. Game was tied for 01:08.

Score tied - 1 time.
 Lead changed - 2 times.

PRESBYTERIAN 74, UNCG 72

UNCG 72 • 4-3

#	Player	Total			3-Ptr			Rebounds			PF	TP	A	TO	Blk	Stl	Min
		FG-FGA	FT-FTA	Reb Tot	FG-FGA	FT-FTA	Off	Def	Off	Def							
01	Marvin Smith	1	2-9	1-3	0-0	2	2	4	2	5	3	2	0	1	0	26	
10	Francis Alonso	1	4-11	3-7	5-5	0	2	2	1	16	1	3	0	0	0	34	
11	Demetrius Troy	1	6-9	3-6	0-0	0	2	2	1	15	1	1	0	4	0	27	
21	James Dickey	1	9-11	0-0	0-2	5	8	13	3	18	2	2	0	0	0	34	
32	Jordy Kuiper	1	1-5	0-1	1-1	1	1	2	2	3	1	2	0	0	0	17	
00	Kylia Sykes	1	0-1	0-0	0-0	0	0	0	0	2	0	1	0	1	0	8	
02	Malik Massey	1	1-5	1-4	0-0	0	0	0	3	3	3	1	0	0	0	19	
14	Kyrin Galloway	1	3-4	2-2	0-1	0	4	4	2	8	0	1	0	0	0	20	
24	Isaiah Miller	1	2-3	0-0	0-0	0	0	0	3	4	1	0	0	0	0	15	
	Team					3	1	4									
	Totals		28-58	10-23	6-9	11	20	31	19	72	13	13	0	6	0	200	

FG % 1st Half: 14-29 48.3% 2nd half: 14-29 48.3% Game: 28-58 48.3% Deadball Rebounds: 1
 3FG % 1st Half: 5-10 50.0% 2nd half: 5-13 38.5% Game: 10-23 43.5%
 FT % 1st Half: 3-5 60.0% 2nd half: 3-4 75.0% Game: 6-9 66.7%

Presbyterian 74 • 3-5

#	Player	Total			3-Ptr			Rebounds			PF	TP	A	TO	Blk	Stl	Min
		FG-FGA	FT-FTA	Reb Tot	FG-FGA	FT-FTA	Off	Def	Off	Def							
05	BELL, Davon	1	5-11	0-2	0-0	0	3	3	1	10	8	3	0	2	0	37	
11	TETE, Arnel	1	5-5	0-0	2-4	2	4	6	1	12	0	0	2	0	0	33	
14	DILLARD, Reggie	1	7-9	4-6	4-5	1	2	2	2	22	4	3	0	3	0	35	
15	LEWIS, Francois	1	2-6	1-4	0-0	0	4	4	4	5	1	1	0	0	0	20	
25	YOUNGER, J.C.	1	3-5	0-0	0-0	0	2	2	0	6	0	2	0	1	0	23	
00	WITHERS, Jaron	1	0-0	0-0	0-0	0	0	0	1	0	0	1	0	0	0	5	
03	CROUCH, Romeo	1	2-3	0-1	0-1	4	2	6	2	4	2	1	0	1	0	21	
23	ARROYO, Ruben	1	0-0	0-0	0-0	0	1	1	0	0	0	0	0	0	0	1	



2017-18 UNCG MEN'S BASKETBALL



UNCG 75, ELON 44

Elon 44 • 6-4

#	Player	Total			3-Ptr			Rebounds			PF	TP	A	TO	Blk	Stl	Min
		FG-FGA	FG-FGA	FT-FTA	FG-FGA	FG-FGA	FT-FTA	Off	Def	Tot							
00	Dawkins, Brian	3-9	0-4	1-1	0	4	4	0	7	0	2	0	1	27			
01	Seibring, Tyler	4-9	1-5	2-2	1	7	8	1	11	2	1	0	1	32			
02	Thompson, Dmitri	0-3	0-2	1-2	0	1	1	1	1	5	1	0	0	27			
13	Swoope, Dainan	1-6	1-6	0-0	0	2	2	0	3	0	2	0	1	23			
22	Santa Ana, Steven	2-6	0-4	2-2	1	4	5	1	6	1	1	0	0	27			
01	Radja, Dujie	1-1	0-0	0-0	0	0	0	0	2	0	0	0	0	4			
03	Fuller, Seth	0-1	0-1	0-0	0	0	0	0	0	0	0	0	0	4			
12	Priddy, Nathan	1-4	1-2	0-0	1	0	1	0	3	1	4	0	0	14			
20	Eberhardt, Sheldon	5-6	1-2	0-0	1	1	2	0	11	2	2	0	0	24			
33	Wright, Simon	0-4	0-2	0-0	0	2	2	1	0	0	3	0	0	16			
	Team				0	2	2										
	Totals	17-49	4-28	6-7	4	23	27	4	44	11	16	0	3	198			

FG % 1st Half: 8-25 32.0% 2nd half: 9-24 37.5% Game: 17-49 34.7% Deadball Rebounds 1
 3FG % 1st Half: 2-16 12.5% 2nd half: 2-12 16.7% Game: 4-28 14.3%
 FT % 1st Half: 1-1 100.0% 2nd half: 5-6 83.3% Game: 6-7 85.7%

UNCG 75 • 6-3

#	Player	Total			3-Ptr			Rebounds			PF	TP	A	TO	Blk	Stl	Min
		FG-FGA	FG-FGA	FT-FTA	FG-FGA	FG-FGA	FT-FTA	Off	Def	Tot							
01	Marvin Smith	5-9	2-5	0-0	0	1	1	1	12	2	1	0	4	21			
21	James Dickey	4-5	0-0	1-2	1	7	8	2	9	0	2	0	0	25			
32	Jordy Kuiper	3-6	1-2	0-0	1	2	3	2	7	0	1	0	1	20			
10	Francis Alonso	3-8	2-6	0-0	1	2	3	0	8	7	1	0	2	24			
11	Demetrius Troy	3-8	2-6	0-0	0	3	3	0	8	1	1	0	2	18			
00	Kylia Sykes	3-4	1-2	0-0	0	2	2	1	7	0	0	1	2	14			
02	Malik Massey	3-7	2-5	0-0	0	0	0	0	8	2	2	0	1	21			
13	Justin Jordan	1-1	0-0	0-0	0	0	0	1	2	0	0	0	0	3			
14	Kyrin Galloway	1-3	0-1	0-0	1	6	7	2	2	0	0	0	0	25			
15	Garrett Collins	0-0	0-0	0-0	0	1	1	1	0	0	0	0	0	6			
24	Isaiah Miller	5-7	0-0	2-2	0	1	1	0	12	2	0	0	1	19			
25	Lloyd Burgess	0-0	0-0	0-0	0	0	0	0	0	0	0	0	0	4			
	Team				0	3	3										
	Totals	31-58	10-27	3-4	4	28	32	10	75	14	8	1	13	200			

FG % 1st Half: 15-25 60.0% 2nd half: 16-33 48.5% Game: 31-58 53.4% Deadball Rebounds 1
 3FG % 1st Half: 4-12 33.3% 2nd half: 6-15 40.0% Game: 10-27 37.0%
 FT % 1st Half: 1-2 50.0% 2nd half: 2-2 100.0% Game: 3-4 75.0%

Officials: Gary Maxwell, Tim Gattis, Roger Ayers
 Technical fouls: UNCG-None. UNCG-None.
 Attendance: 2446

Score by periods	1st	2nd	Total
UNCG	19	25	44
ELON	35	40	75

Points	In Paint	Off T/O	2nd Chance	Fast Break	Bench
UNCG	22	2	4	2	16
ELON	30	14	7	10	31

Last FG - ELON 2nd-01:03, UNCG 2nd-01:15.
 Largest lead - ELON None, UNCG by 31 2nd-02:05.
 ELON led for 00:00. UNCG led for 39:09. Game was tied for 00:51.

Score tied - 1 time.
 Lead changed - 0 times.

UNCG 71, UNCW 58

UNCG 71 • 7-3

#	Player	Total			3-Ptr			Rebounds			PF	TP	A	TO	Blk	Stl	Min
		FG-FGA	FG-FGA	FT-FTA	FG-FGA	FG-FGA	FT-FTA	Off	Def	Tot							
15	Cacok, Devontae	9-13	0-0	4-6	7	10	17	5	22	0	2	0	2	32			
30	Bryan, Marcus	1-4	0-0	0-0	1	2	3	0	2	1	1	1	1	27			
01	Fornes, Jaylen	2-7	1-2	1-2	1	4	5	3	6	1	3	0	3	23			
04	Talley, Jordan	2-10	1-4	3-6	1	2	3	4	8	3	3	1	0	28			
21	Taylor, Ty	4-12	2-4	6-8	1	9	10	1	16	1	2	0	0	29			
03	Richmond, Jaquell	0-4	0-1	0-0	0	1	1	1	0	0	1	0	0	17			
05	Gary, Jeffrey	0-2	0-1	0-0	0	0	0	0	0	0	1	2	0	11			
12	Estime, Jay	1-2	0-0	0-0	2	2	2	0	2	2	1	0	0	16			
13	Brown, Jacques	0-1	0-0	0-0	0	0	0	0	0	0	1	0	0	4			
14	Powell, Nick	0-3	0-2	0-0	1	1	2	0	0	0	0	0	0	7			
33	Kalina, Trey	1-3	0-0	0-0	2	2	2	1	2	0	1	1	0	6			
	Team				0	1	1										
	Totals	20-61	4-14	14-22	16	30	46	15	58	9	17	3	6	200			

FG % 1st Half: 11-35 31.4% 2nd half: 9-26 34.6% Game: 20-61 32.8% Deadball Rebounds 5,2
 3FG % 1st Half: 2-8 25.0% 2nd half: 2-6 33.3% Game: 4-14 28.6%
 FT % 1st Half: 9-11 81.8% 2nd half: 5-11 45.5% Game: 14-22 63.6%

UNCG 71 • 7-3

#	Player	Total			3-Ptr			Rebounds			PF	TP	A	TO	Blk	Stl	Min
		FG-FGA	FG-FGA	FT-FTA	FG-FGA	FG-FGA	FT-FTA	Off	Def	Tot							
01	Marvin Smith	5-11	3-7	2-2	1	5	6	4	15	1	0	0	0	26			
21	James Dickey	2-5	0-0	1-2	3	7	10	2	5	2	7	5	3	25			
32	Jordy Kuiper	3-9	1-6	0-2	3	5	8	4	7	1	0	1	1	26			
10	Francis Alonso	6-11	5-8	2-2	0	0	0	4	19	3	5	0	0	26			
11	Demetrius Troy	2-4	0-0	0-0	0	0	0	2	4	7	0	0	2	25			
00	Kylia Sykes	1-4	0-1	0-0	2	2	2	1	2	0	0	0	0	9			
02	Malik Massey	1-7	0-3	2-2	0	1	1	1	4	0	0	0	2	20			
14	Kyrin Galloway	1-5	0-1	1-2	3	8	11	1	3	0	0	1	2	23			
15	Garrett Collins	0-2	0-2	2-2	0	1	1	0	2	0	0	0	0	6			
24	Isaiah Miller	4-8	0-1	2-3	0	0	0	2	10	0	0	0	2	14			
	Team				1	1	2										
	Totals	25-66	9-29	12-17	13	28	41	21	71	14	12	7	12	200			

FG % 1st Half: 12-37 32.4% 2nd half: 13-29 44.8% Game: 25-66 37.9% Deadball Rebounds 1
 3FG % 1st Half: 3-19 15.8% 2nd half: 6-10 60.0% Game: 9-29 31.0%
 FT % 1st Half: 5-8 62.5% 2nd half: 7-9 77.8% Game: 12-17 70.6%

Officials: Mark Schnur, Matthew Potter, Josue Nieves
 Technical fouls: UNCW-None. UNCG-None.
 Attendance: 2307

Score by periods	1st	2nd	Total
UNCW	33	25	58
UNCG	32	39	71

Points	In Paint	Off T/O	2nd Chance	Fast Break	Bench
UNCW	20	9	18	10	4
UNCG	26	22	14	10	21

Last FG - UNCW 2nd-05:33, UNCG 2nd-01:47.
 Largest lead - UNCW by 9 1st-13:28, UNCG by 13 2nd-01:47.
 UNCW led for 19:02. UNCG led for 18:52. Game was tied for 02:06.

Score tied - 1 time.
 Lead changed - 1 time.

UNCG 81, N.C. STATE 76

UNCG 81 • 8-3

#	Player	Total			3-Ptr			Rebounds			PF	TP	A	TO	Blk	Stl	Min
		FG-FGA	FG-FGA	FT-FTA	FG-FGA	FG-FGA	FT-FTA	Off	Def	Tot							
01	Marvin Smith	7-12	2-6	0-2	4	6	10	2	16	1	2	0	0	34			
10	Francis Alonso	6-14	3-7	2-3	1	1	2	2	17	6	5	0	4	31			
11	Demetrius Troy	3-5	1-2	1-2	0	4	4	2	8	4	3	0	1	24			
21	James Dickey	1-3	0-0	0-0	1	2	3	5	2	1	1	1	1	20			
32	Jordy Kuiper	5-9	4-5	0-0	1	3	4	1	14	2	1	0	0	32			
00	Kylia Sykes	0-0	0-0	0-0	1	0	1	0	0	0	0	0	0	4			
02	Malik Massey	1-3	0-0	4-4	0	1	1	5	6	2	0	0	0	14			
14	Kyrin Galloway	2-4	0-1	0-0	1	5	6	1	4	0	0	0	0	21			
15	Garrett Collins	2-3	2-3	0-0	0	0	0	0	6	0	0	0	1	7			
24	Isaiah Miller	4-7	0-0	0-2	1	0	1	2	8	0	0	0	1	13			
	Team				0	2	2										
	Totals	31-60	12-24	7-13	10	24	34	20	81	16	13	1	8	200			

FG % 1st Half: 16-34 47.1% 2nd half: 15-26 57.7% Game: 31-60 51.7% Deadball Rebounds 2
 3FG % 1st Half: 6-13 46.2% 2nd half: 6-11 54.5% Game: 12-24 50.0%
 FT % 1st Half: 0-2 0.0% 2nd half: 7-11 63.6% Game: 7-13 53.8%

NC State 76 • 8-3

#	Player	Total			3-Ptr			Rebounds			PF	TP	A	TO	Blk	Stl	Min
		FG-FGA	FG-FGA	FT-FTA	FG-FGA	FG-FGA	FT-FTA	Off	Def	Tot							
00	ABU, Abdul-Malik	3-4	0-0	2-2	0	1	1	5	8	1	1	2	1	29			
01	FREEMAN, Lennard	6-6	0-0	4-6	1	6	7	1	16	0	0	0	0	27			
02	DORN, Torin	3-5	1-2	2-4	1	4	5	0	9	3	1	0	1	25			
10	BEVERLY, Braxton	5-13	4-9	2-3	1	3	4	4	16	8	1	0	0	40			
12	FREEMAN, Allenik	4-13	1-4	8-11	0	5	5	2	17	4	5	0	2	40			
14	YURTSEVEN, Omer	3-3	0-0	1-2	1	0	1	1	7	0	1	0	2	13			
15	HUNT, Sam	1-6	1-5	0-0	0	2	2	3	3	1	0	0	1	26			
	Team				1	2	3										
	Totals	25-50	7-20	19-28	5	23	28	16	76	17	9	2	7	200			

FG % 1st Half: 15-24 62.5% 2nd half: 10-26 38.5% Game: 25-50 50.0% Deadball Rebounds 5
 3FG % 1st Half: 3-7 42.9% 2nd half: 4-13 30.8% Game: 7-20 35.0%
 FT % 1st Half: 7-15 46.7% 2nd half: 12-13 92.3% Game: 19-28 67.9%

Officials: Les Jones, Sean Hull, Justin Porterfield
 Technical fouls: UNCG-None. NC State-None.
 Attendance: 1957
 Fouled Out: UNCG: #21 Dickey, J. @ 1:11 in 2nd half
 NCSU: #0 Abu, M. @ 0:01 in 2nd half

Score by periods	1st	2nd	Total
UNCG	38	43	81
NC State	40	36	76

Points	In Paint	Off T/O	2nd Chance	Fast Break	Bench
UNCG	34	12	10	10	24
NC State	32	17	5	9	10

Last FG - UNCG 2nd-00:39, ST 2nd-00



2017-18 UNCG MEN'S BASKETBALL



UNCG 85, Southeastern 67

Southeastern 67 • 11-2

#	Player	Total			3-Ptr			Rebounds			PF	TP	A	T	Blk	Stl	Min
		FG-FGA	FG-FGA	FT-FTA	Off	Def	Tot	Off	Def	Tot							
02	Ryan Atkins	7-15	1-5	10-10	0	4	4	1	25	2	5	0	1	37			
03	CJ Reese	3-7	0-2	6-7	0	2	2	1	12	6	3	0	0	34			
05	Harrison Hebert	0-2	0-2	0-0	0	1	1	2	0	1	0	0	1	6			
10	Quennell Francis	2-4	0-1	0-0	0	2	2	1	4	0	2	0	2	16			
11	Carlton Holder	0-0	0-0	0-0	0	0	0	0	0	0	0	0	0	1			
12	Josiah Barsh	4-8	2-4	3-5	0	2	2	5	13	0	1	0	0	32			
15	Isaac Barsh	1-4	0-0	0-0	3	4	7	3	2	1	2	0	0	17			
20	Deion Fields	1-1	0-0	0-0	0	1	1	0	2	0	1	0	0	14			
21	Grant Bryant	3-4	0-0	0-2	0	1	1	4	6	0	1	0	0	23			
23	Ismael Celestin	1-4	0-1	0-0	0	0	0	4	2	0	1	0	1	9			
24	Wesley Johnson	0-1	0-0	1-2	0	0	0	1	1	0	0	1	0	10			
	Team				0	2	2										
	Totals	22-50	3-15	20-26	3	19	22	22	67	10	16	1	5	199			
	FG % 1st Half:	9-21	42.9%	13-29	44.8%	Game:	22-50	44.0%						Deadball			
	3FG % 1st Half:	3-7	42.9%	0-8	0.0%	Game:	3-15	20.0%						Rebounds			
	FT % 1st Half:	10-15	66.7%	10-11	90.9%	Game:	20-26	76.9%						1.2			

UNCG 85 • 9-4

#	Player	Total			3-Ptr			Rebounds			PF	TP	A	T	Blk	Stl	Min
		FG-FGA	FG-FGA	FT-FTA	Off	Def	Tot	Off	Def	Tot							
01	Marvin Smith	4-7	1-4	4-4	0	5	5	3	13	0	1	1	2	23			
14	Kyrin Galloway	2-2	0-0	3-4	2	0	2	5	7	0	1	0	0	14			
32	Jordy Kuiper	2-8	0-1	2-2	3	8	11	1	6	2	2	0	0	31			
10	Francis Alonso	6-10	4-7	4-4	0	2	2	4	20	0	2	0	0	25			
11	Demetrius Troy	3-6	2-3	0-0	0	1	1	1	8	3	1	0	1	22			
00	Kylia Sykes	4-5	2-3	1-1	0	1	1	0	11	2	1	0	1	21			
02	Malik Massey	3-6	0-2	2-4	0	4	4	2	8	2	2	0	0	18			
13	Justin Jordan	0-0	0-0	0-0	0	1	1	0	0	0	1	0	0	3			
15	Garrett Collins	0-2	0-0	0-0	0	1	1	1	0	1	1	0	1	16			
24	Isaiah Miller	5-10	0-0	2-3	3	4	7	2	12	3	5	0	3	22			
25	Lloyd Burgess	0-0	0-0	0-0	1	0	1	2	0	0	1	0	0	5			
	Team				0	2	2										
	Totals	29-56	9-22	18-22	9	29	38	21	85	13	18	1	8	200			
	FG % 1st Half:	14-30	46.7%	15-26	57.7%	Game:	29-56	51.8%						Deadball			
	3FG % 1st Half:	4-11	36.4%	5-11	45.5%	Game:	9-22	40.9%						Rebounds			
	FT % 1st Half:	7-10	70.0%	11-12	91.7%	Game:	18-22	81.8%						1.1			

Officials: Jonathan Wall, Patrick Harwood, Dwayne Carms
Technical fouls: Southeastern-None, UNCG-Marvin Smith.
Attendance: 1335

Score by periods	1st	2nd	Total
Southeastern	31	36	67
UNCG	39	46	85

Last FG - SEUM 2nd-00:18, UNCG 2nd-00:08.
Largest lead - SEUM by 8 1st-15:03, UNCG by 20 2nd-05:29.
SEUM led for 10:36. UNCG led for 27:15. Game was tied for 02:09.

UNCG 63, VMI 61

UNCG 63 • 11-4, 2-0

#	Player	Total			3-Ptr			Rebounds			PF	TP	A	T	Blk	Stl	Min
		FG-FGA	FG-FGA	FT-FTA	Off	Def	Tot	Off	Def	Tot							
01	Marvin Smith	3-14	1-7	0-0	1	6	7	2	7	0	2	0	0	25			
21	James Dickey	4-11	0-0	6-7	5	4	9	2	14	1	2	2	2	30			
32	Jordy Kuiper	0-2	0-2	0-0	2	4	6	2	0	4	0	0	0	31			
10	Francis Alonso	5-13	3-9	6-7	0	4	4	4	19	1	2	0	1	32			
11	Demetrius Troy	3-5	1-3	0-0	0	2	2	1	7	2	2	0	1	25			
00	Kylia Sykes	0-0	0-0	0-0	1	0	1	2	0	0	2	0	0	5			
02	Malik Massey	2-4	1-2	0-0	0	1	1	1	5	1	1	0	0	21			
13	Justin Jordan	0-0	0-0	0-0	0	0	0	1	0	0	0	0	0	2			
14	Kyrin Galloway	2-4	0-0	0-0	1	3	4	0	4	2	0	0	0	14			
15	Garrett Collins	1-1	1-1	0-0	0	1	1	0	3	0	0	0	0	6			
24	Isaiah Miller	2-3	0-0	0-0	1	0	1	4	4	1	3	0	2	9			
	Team				2	5	7										
	Totals	22-57	7-24	12-14	13	30	43	19	63	10	16	2	6	200			
	FG % 1st Half:	15-28	53.6%	7-29	24.1%	Game:	22-57	38.6%						Deadball			
	3FG % 1st Half:	7-10	70.0%	0-14	0.0%	Game:	7-24	29.2%						Rebounds			
	FT % 1st Half:	0-0	0.0%	12-14	85.7%	Game:	12-14	85.7%						1			

VMI 61 • 5-9, 0-3

#	Player	Total			3-Ptr			Rebounds			PF	TP	A	T	Blk	Stl	Min
		FG-FGA	FG-FGA	FT-FTA	Off	Def	Tot	Off	Def	Tot							
25	Tyler Creammer	2-4	0-0	0-0	2	1	3	2	4	0	1	0	1	16			
00	Austin Vereen	4-14	3-8	3-5	0	4	4	1	14	0	1	0	1	35			
01	Keith Smith	1-6	0-2	0-0	1	0	1	1	2	2	5	1	0	18			
02	Garrett Gilkeson	0-2	0-2	2-2	0	3	3	1	2	1	1	0	1	17			
23	Bubba Parham	6-9	2-3	5-7	0	4	4	3	19	4	0	0	2	34			
04	Fred Iruafemi	3-4	0-0	2-2	0	1	1	5	8	0	1	1	1	17			
05	Greg Parham	2-5	1-2	2-2	1	1	2	3	7	1	2	0	2	22			
11	Jordan Ratliffe	0-1	0-0	1-2	0	0	0	0	1	0	0	0	0	5			
24	Will Miller	0-1	0-0	0-0	0	2	2	0	0	0	0	0	0	12			
31	Sarju Patel	1-3	1-2	1-3	0	6	6	1	4	1	0	0	0	24			
	Team				1	1	2										
	Totals	19-49	7-19	16-23	5	23	28	17	61	9	12	2	9	200			
	FG % 1st Half:	7-23	30.4%	12-26	46.2%	Game:	19-49	38.8%						Deadball			
	3FG % 1st Half:	3-9	33.3%	4-10	40.0%	Game:	7-19	36.8%						Rebounds			
	FT % 1st Half:	8-11	72.7%	8-12	66.7%	Game:	16-23	69.6%						2			

Officials: Josue Nieves, Archibald Whaley, Carl Pundt
Technical fouls: UNCG-None, VMI-None.
Attendance: 571
VMI #4 fouled out with 4:03 left

Score by periods	1st	2nd	Total
UNCG	37	26	63
VMI	25	36	61

Last FG - UNCG 2nd-08:09, VMI 2nd-03:37.
Largest lead - UNCG by 14 2nd-19:47, VMI by 2 2nd-04:17.
UNCG led for 34:51, VMI led for 00:58. Game was tied for 04:11.

UNCG 71, Wofford 67

Wofford 67 • 8-5, 0-1 SoCon

#	Player	Total			3-Ptr			Rebounds			PF	TP	A	T	Blk	Stl	Min
		FG-FGA	FG-FGA	FT-FTA	Off	Def	Tot	Off	Def	Tot							
33	Cameron Jackson	6-10	0-0	0-2	4	4	8	2	12	0	2	3	2	33			
01	Derrick Brooks	2-3	1-1	2-2	2	3	5	3	7	4	2	0	0	35			
03	Fletcher Magee	7-19	6-13	1-1	0	1	1	3	21	0	2	0	0	35			
05	Storm Murphy	3-4	2-3	0-0	0	2	2	4	8	7	2	0	1	30			
15	Trevor Stumpe	6-13	3-8	0-0	3	6	9	1	15	3	3	0	1	35			
10	Nathan Hoover	0-2	0-1	0-0	0	0	0	0	0	0	0	0	0	10			
12	Dishon Lowery	0-1	0-0	0-0	0	0	0	0	0	0	0	0	0	0			
24	Keve Aluma	1-1	0-0	0-0	0	1	1	3	2	0	0	0	0	3			
31	Donovan Theme-Love	0-0	0-0	2-4	0	1	1	0	2	0	0	0	0	10			
50	Matthew Pegram	0-1	0-0	0-0	0	0	0	3	0	0	2	0	0	9			
	Team				2	2	4										
	Totals	25-54	12-26	5-9	11	20	31	19	67	14	14	3	4	200			
	FG % 1st Half:	17-28	60.7%	8-26	30.8%	Game:	25-54	46.3%						Deadball			
	3FG % 1st Half:	8-13	61.5%	4-13	30.8%	Game:	12-26	46.2%						Rebounds			
	FT % 1st Half:	5-7	71.4%	0-2	0.0%	Game:	5-9	55.6%						3			

UNCG 71 • 10-4, 1-0 SoCon

#	Player	Total			3-Ptr			Rebounds			PF	TP	A	T	Blk	Stl	Min
		FG-FGA	FG-FGA	FT-FTA	Off	Def	Tot	Off	Def	Tot							
21	James Dickey	5-9	0-0	1-2	4	3	7	1	11	0	1	3	1	31			
32	Jordy Kuiper	0-4	0-0	0-0	1	1	2	4	0	1	1	0	0	20			
01	Marvin Smith	0-4	0-2	6-8	2	1	3	0	6	1	3	1	1	29			
10	Francis Alonso	8-16	6-10	4-4	0	3	3	2	26	1	2	0	1	33			
11	Demetrius Troy	0-2	0-1	0-0	0	3	3	1	0	7	1	0	0	21			
00	Kylia Sykes	0-0	0-0	0-0	0	1	1	0	0	1	0	0	0	4			
02	Malik Massey	3-4	1-2	0-0	0	0	0	1	7	0	2	0	1	19			
14	Kyrin Galloway	3-3	0-0	1-1	1	0	1	2	7	1	0	0	0	14			
15	Garrett Collins	4-8	4-8	0-1	1	4	5	1	12	0	1	0	0	15			
24	Isaiah Miller	1-2	0-0	0-0	0	2	2	2	4	0	0	0	0	14			
	Team				0	1	1										
	Totals	24-52	11-27	12-16	9	19	28	14	71	16	11	4	4	200			
	FG % 1st Half:	12-25	48.0%	12-27	44.4%	Game:	24-52	46.2%						Deadball			
</																	



2017-18 UNCG MEN'S BASKETBALL



UNCG 66, WESTERN CAROLINA 55

UNCG 66 • 12-5, 3-1 SoCon

#	Player	Total			3-Ptr			Rebounds			PF	TP	A	T	Blk	Stl	Min
		FG-FGA	FG-FGA	FT-FTA	Off	Def	Tot	Off	Def	Tot							
01	Marvin Smith	9-15	3-8	3-3	3	6	9	1	24	0	2	0	2	32			
21	James Dickey	0-2	0-0	0-0	4	4	8	2	0	1	3	2	1	28			
32	Jordy Kuiper	4-8	1-4	0-0	1	3	4	3	9	2	1	0	0	29			
10	Francis Alonso	7-15	4-11	2-3	0	2	2	4	20	2	4	0	3	31			
11	Demetrius Troy	1-4	0-2	0-0	0	1	1	2	2	7	1	0	0	27			
00	Kylia Sykes	0-0	0-0	0-0	0	0	0	1	0	0	1	0	0	4			
02	Malik Massey	0-0	0-0	0-1	0	0	0	2	0	1	2	0	1	13			
14	Kyrin Galloway	3-4	1-2	0-0	0	4	4	2	7	0	1	1	0	20			
15	Garrett Collins	1-2	0-1	0-0	1	0	1	1	2	0	0	0	0	3			
24	Isaiah Miller	1-3	0-1	0-0	4	2	6	1	2	0	4	0	1	13			
	Team				1	0	1										
	Totals	26-53	9-29	5-7	14	22	36	19	66	13	21	3	8	200			

FG % 1st Half: 10-26 38.5% 2nd half: 16-27 59.3% Game: 26-53 49.1% Deadball Rebounds 1
 3FG % 1st Half: 1-12 8.3% 2nd half: 8-17 47.1% Game: 9-29 31.0%
 FT % 1st Half: 3-4 75.0% 2nd half: 2-3 66.7% Game: 5-7 71.4%

Western Carolina 55 • 7-10, 3-2 SoCon

#	Player	Total			3-Ptr			Rebounds			PF	TP	A	T	Blk	Stl	Min
		FG-FGA	FG-FGA	FT-FTA	Off	Def	Tot	Off	Def	Tot							
12	Gosselin, Marc	1-3	0-1	0-0	1	3	4	3	2	0	3	0	1	23			
23	Amius, Mike	6-13	0-0	7-13	1	3	4	1	19	1	4	0	1	28			
01	Johnson, Desmond	1-2	0-0	4-4	0	2	2	3	6	2	2	0	3	26			
02	Halvorsen, Matt	0-4	0-3	2-2	0	0	0	2	2	0	1	0	0	19			
13	Parks, Deriece	4-7	4-7	0-0	0	3	3	0	12	2	2	0	2	31			
00	Smith, Maurice	1-2	0-0	1-2	1	0	1	1	3	1	1	1	0	20			
05	Peterson, Devin	1-4	0-0	5-6	0	1	1	1	7	1	0	0	1	26			
11	Mutombo, Haboubacar	1-2	1-1	1-2	0	0	0	4	4	0	0	0	1	13			
33	Steger, Onno	0-0	0-0	0-0	0	0	0	0	0	0	1	0	0	6			
41	Brooks, Charlendez	0-1	0-0	0-0	0	1	1	0	0	0	0	1	1	8			
	Team				2	1	3										
	Totals	15-38	5-12	20-29	5	14	19	11	55	7	15	2	10	200			

FG % 1st Half: 7-22 31.8% 2nd half: 8-16 50.0% Game: 15-38 39.5% Deadball Rebounds 5
 3FG % 1st Half: 3-8 37.5% 2nd half: 2-4 50.0% Game: 5-12 41.7%
 FT % 1st Half: 7-10 70.0% 2nd half: 13-19 68.4% Game: 20-29 69.0%

Officials: Jason Page, Isaac Barnett, Keith Fogleman
 Technical fouls: UNCG-None. Western Carolina-None.
 Attendance: 1237

Score by periods	1st	2nd	Total
UNCG	24	42	66
Western Carolina	24	31	55

Last FG - UNCG 2nd-00:39, WCU 2nd-00:31.
 Largest lead - UNCG by 13 2nd-00:39, WCU by 2 2nd-18:58.
 UNCG led for 35:15. WCU led for 03:28. Game was tied for 00:47.

	In	Off	2nd	Fast	Bench
Points	Paint	T/O	Chance	Break	
UNCG	30	20	17	6	11
WCU	16	11	5	0	14

Score tied - 2 times.
 Lead changed - 6 times.

UNCG 72, THE CITADEL 58

The Citadel 58 • 6-12, 1-5 SoCon

#	Player	Total			3-Ptr			Rebounds			PF	TP	A	T	Blk	Stl	Min
		FG-FGA	FG-FGA	FT-FTA	Off	Def	Tot	Off	Def	Tot							
25	Alex Reed	0-4	0-4	0-0	2	2	4	2	0	1	3	0	0	18			
35	Zane Najdawi	10-16	2-3	3-6	1	6	7	1	25	1	3	1	1	31			
01	Frankie Johnson	2-7	1-5	0-0	1	4	5	1	5	7	2	0	1	30			
03	Matt Frierson	4-12	4-11	5-6	0	2	2	1	17	0	2	0	1	35			
23	Kaelon Harris	1-6	0-2	0-2	2	3	5	3	2	0	1	1	0	22			
02	Quayson Williams	1-4	0-3	1-1	0	1	1	2	3	1	2	0	1	20			
04	Tariq Simmons	0-1	0-0	0-0	0	0	0	0	0	0	0	0	0	4			
05	Rob Johnson	0-0	0-0	0-0	1	1	2	1	0	0	0	0	1	12			
10	Leandro Allende	3-4	0-1	0-0	0	3	3	2	6	2	0	0	1	24			
11	Kaiden Rice	0-0	0-0	0-0	0	0	0	0	0	0	1	0	1	2			
33	Hayden Brown	0-0	0-0	0-0	0	1	1	0	0	0	1	0	0	2			
	Team				2	1	3										
	Totals	21-54	7-29	9-15	9	24	33	13	58	12	15	3	6	200			

FG % 1st Half: 11-26 42.3% 2nd half: 10-28 35.7% Game: 21-54 38.9% Deadball Rebounds 1,1
 3FG % 1st Half: 4-16 25.0% 2nd half: 3-13 23.1% Game: 7-29 24.1%
 FT % 1st Half: 4-8 50.0% 2nd half: 5-7 71.4% Game: 9-15 60.0%

UNCG 72 • 13-5, 4-1 SoCon

#	Player	Total			3-Ptr			Rebounds			PF	TP	A	T	Blk	Stl	Min
		FG-FGA	FG-FGA	FT-FTA	Off	Def	Tot	Off	Def	Tot							
01	Marvin Smith	4-17	3-10	3-4	4	6	10	2	14	1	2	0	4	30			
21	James Dickey	4-5	0-0	2-2	2	6	8	3	10	2	2	3	0	26			
32	Jordy Kuiper	2-6	1-4	1-2	2	1	3	4	6	0	1	1	0	25			
10	Francis Alonso	1-4	1-3	0-0	0	4	4	1	3	3	1	0	1	27			
11	Demetrius Troy	4-5	4-5	0-0	1	3	4	0	12	8	2	0	1	29			
00	Kylia Sykes	0-1	0-1	0-0	0	0	0	0	0	0	0	0	1	6			
02	Malik Massey	2-7	1-4	0-0	0	1	1	2	5	0	2	0	0	11			
14	Kyrin Galloway	1-6	0-2	2-3	2	5	7	2	4	0	2	1	0	22			
15	Garrett Collins	2-2	1-1	0-0	0	1	1	0	5	0	1	0	0	8			
24	Isaiah Miller	6-11	0-0	1-2	4	1	5	1	13	0	0	0	2	16			
	Team				0	1	1										
	Totals	26-64	11-30	9-13	15	29	44	15	72	14	14	5	9	200			

FG % 1st Half: 15-35 42.9% 2nd half: 11-29 37.9% Game: 26-64 40.6% Deadball Rebounds 2
 3FG % 1st Half: 7-16 43.8% 2nd half: 4-14 28.6% Game: 11-30 36.7%
 FT % 1st Half: 4-6 66.7% 2nd half: 5-7 71.4% Game: 9-13 69.2%

Officials: Glenn Tuitt, Barry Mathis, Evan Berg
 Technical fouls: The Citadel-None. UNCG-None.
 Attendance: 3135

Score by periods	1st	2nd	Total
The Citadel	30	28	58
UNCG	41	31	72

Last FG - CIT 2nd-01:10, UNCG 2nd-00:15.
 Largest lead - CIT by 2 1st-16:29, UNCG by 22 2nd-10:07.
 CIT led for 00:18. UNCG led for 39:24. Game was tied for 00:18.

	In	Off	2nd	Fast	Bench
Points	Paint	T/O	Chance	Break	
CIT	24	14	6	7	9
UNCG	26	22	13	8	27

Score tied - 0 times.
 Lead changed - 2 times.

UNCG 70, MERCER 66 (OT)

Mercer 66 • 10-10, 3-4 SoCon

#	Player	Total			3-Ptr			Rebounds			PF	TP	A	T	Blk	Stl	Min
		FG-FGA	FG-FGA	FT-FTA	Off	Def	Tot	Off	Def	Tot							
00	Desmond Ringer	2-5	0-0	1-2	0	3	3	2	5	1	1	0	0	25			
34	Stephon Jelks	4-9	2-6	1-2	3	8	11	3	11	1	2	2	1	38			
05	Jordan Strawberry	2-9	1-2	2-2	1	3	4	4	7	5	1	0	0	36			
14	Ethan Stair	3-8	2-4	2-2	1	6	7	5	10	0	1	0	1	27			
23	Demetre Rivers	4-6	1-1	2-2	2	0	2	3	11	1	5	0	1	34			
01	Cory Kilby	1-1	1-1	1-2	0	3	3	0	4	0	0	1	1	14			
02	Jaylen Stowe	0-1	0-0	1-2	1	2	3	4	1	0	2	0	2	18			
03	Marcus Cohen	1-5	0-0	4-4	0	1	1	3	6	2	2	0	1	18			
11	Ryan Johnson	0-0	0-0	0-0	0	0	0	1	0	0	1	0	0	5			
20	Ross Cummings	3-6	3-5	2-2	0	0	0	1	11	0	1	0	0	9			
21	Mason Green	0-0	0-0	0-0	0	0	0	0	0	0	0	0	0	1			
	Team				1	0	1										
	Totals	20-50	10-19	16-20	9	26	35	26	66	10	18	3	7	225			

FG % 1st Half: 8-21 38.1% 2nd half: 10-20 50.0% OT: 2-9 22.2% Game: 20-50 40.0% Deadball Rebounds 4,1
 3FG % 1st Half: 2-7 28.6% 2nd half: 7-9 77.8% OT: 1-3 33.3% Game: 10-19 52.6%
 FT % 1st Half: 6-8 75.0% 2nd half: 4-6 66.7% OT: 6-6 100.0% Game: 16-20 80.0%

UNCG 70 • 14-5, 5-1 SoCon

#	Player	Total			3-Ptr			Rebounds			PF	TP	A	T	Blk	Stl	Min
		FG-FGA	FG-FGA	FT-FTA	Off	Def	Tot	Off	Def	Tot							
01	Marvin Smith	4-13	3-9	4-9	2	2	4	4	15	1	1	1	1	33			
21	James Dickey	4-4	0-0	1-2	2	6	8	2	9	1	3	2	0	34			
32	Jordy Kuiper	3-7	0-3	2-4	0	4	4	3	8	1	1	0	2	33			
10	Francis Alonso	4-11	3-7	6-7	1	0	1	3	17	6	1	0	0	34			
11	Demetrius Troy	4-9	2-4	2-2	0	4	4	1	12	1	2	0	2	31			
00	Kylia Sykes	0-0	0-0	0-0	0	0	0	2	0	0	0	1	0	7			
02	Malik Massey	0-2	0-2	0-0	0	0	0	1	0	0	0	0	2	14			
14	Kyrin Galloway	0-1	0-1	1-2	2	1	3	2	1	0	0	0	0	18			
15	Garrett Collins	0-1	0-1	0-0	1	0	1	0	0	0	0	0	0	4			
24	Isaiah Miller	3-9	0-1	2-2	0	1	1	2	8	1	1	0	0	17			
	Team				3	3	6										
	Totals	22-57	8-28	18-28	11	21	32	20	70	11	9	4	7	225			

FG % 1st Half: 8-27 29.6% 2nd half: 12-27 44.4% OT: 2-3 66.7% Game: 22-57 38.6% Deadball Rebounds 7
 3FG % 1st Half: 3-13 23.1% 2nd half: 4-14 28.6% OT: 1-1 100.0% Game: 8-28 28.6%
 FT % 1st Half: 4-6 66.7% 2nd half: 4-6 66.7% OT: 10-16 62.5% Game: 18-28 64.3%

Officials: Bruce Benedict, Ryan Christian, Sidney Cohen
 Technical fouls: Mercer-None. UNCG-None.
 Attendance: 2874

Score by periods	1st	2nd	OT	Total
Mercer	24	31	11	66
UNCG	23	32	15	70



2017-18 UNCG MEN'S BASKETBALL



UNCG 98, SAMFORD 82

UNCG 98 • 16-5, 7-1 SoCon

#	Player	Total			3-Ptr			Rebounds			PF	TP	A	TO	Blk	Stl	Min
		FG-FGA	FG-FGA	FT-FTA	FG-FGA	FG-FGA	FT-FTA	Off	Def	Tot							
01	Marvin Smith	5-9	3-5	5-6	2	5	7	3	18	4	1	1	1	24			
21	James Dickey	5-9	0-0	0-0	1	3	4	2	10	0	3	2	0	25			
32	Jordy Kuiper	6-11	4-5	0-0	3	4	7	3	16	0	5	0	1	27			
10	Francis Alonso	8-10	8-9	0-0	0	4	4	2	24	3	3	0	0	28			
11	Demetrius Troy	0-0	0-0	0-0	0	1	1	4	0	11	5	0	2	26			
00	Kylia Sykes	2-2	0-0	0-0	0	1	1	3	4	0	0	1	1	12			
13	Justin Jordan	1-2	0-0	3-4	0	0	0	2	5	1	0	0	0	13			
14	Kyrin Galloway	2-3	0-0	4-4	2	4	6	0	8	3	0	0	0	23			
15	Garrett Collins	1-2	1-2	0-0	0	0	0	0	3	0	0	0	0	5			
24	Isaiah Miller	4-5	0-0	2-2	1	3	4	4	10	3	2	0	2	17			
	Team				1	2	3										
	Totals	34-53	16-21	14-16	10	27	37	23	98	25	20	4	7	200			

FG % 1st Half: 17-27 63.0% 2nd half: 17-26 65.4% Game: 34-53 64.2% Deadball Rebounds: 1

3FG % 1st Half: 9-11 81.8% 2nd half: 7-10 70.0% Game: 16-21 76.2%

FT % 1st Half: 10-10 100.0% 2nd half: 4-6 66.7% Game: 14-16 87.5%

Samford 82 • 7-15, 3-6 SoCon

#	Player	Total			3-Ptr			Rebounds			PF	TP	A	TO	Blk	Stl	Min
		FG-FGA	FG-FGA	FT-FTA	FG-FGA	FG-FGA	FT-FTA	Off	Def	Tot							
13	Eric Adams	2-4	0-0	1-2	1	2	3	4	5	0	2	1	1	17			
15	Stefan Ladic	2-3	0-1	0-1	2	2	4	1	4	0	2	0	0	22			
02	Justin Coleman	5-11	4-6	2-2	0	1	1	2	16	2	3	0	0	36			
04	Triston Chambers	3-12	0-5	2-2	2	1	3	1	8	0	0	0	2	28			
22	D. Denzel-Dyson	6-19	3-9	4-4	2	1	3	1	19	3	2	1	1	31			
01	Keivon Nolan	2-3	1-2	0-0	0	0	0	0	5	1	0	0	2	18			
03	Josh Sharkey	4-5	1-2	16-18	0	0	0	2	25	3	1	0	4	29			
24	Gerald Smith	0-1	0-1	0-0	0	0	0	1	0	2	0	0	1	11			
55	Alex Peters	0-0	0-0	0-0	0	0	0	2	0	0	0	0	0	8			
	Team				2	3	5										
	Totals	24-58	9-26	25-29	9	10	19	14	82	11	8	3	11	200			

FG % 1st Half: 7-28 25.0% 2nd half: 17-30 56.7% Game: 24-58 41.4% Deadball Rebounds: 2

3FG % 1st Half: 2-9 22.2% 2nd half: 7-17 41.2% Game: 9-26 34.6%

FT % 1st Half: 14-16 87.5% 2nd half: 11-13 84.6% Game: 25-29 86.2%

Officials: Barry Mathis, David Carter and Grant Today
 Technical fouls: UNCG-None. Samford-None.
 Attendance: 1629

Score by periods	1st	2nd	Total
UNCG	53	45	98
Samford	30	52	82

	In	Off	2nd	Fast	Bench
Points UNCG	28	14	15	16	30
SAM	22	24	7	9	30

Last FG - UNCG 2nd-02:54, SAM 2nd-01:37.
 Largest lead - UNCG by 26 2nd-17:45, SAM None.
 UNCG led for 39:44, SAM led for 00:00. Game was tied for 00:16.

Score tied - 0 times.
 Lead changed - 0 times.

CHATTANOOGA 87, UNCG 85 (2OT)

UNCG 85 • 16-6, 7-2 SoCon

#	Player	Total			3-Ptr			Rebounds			PF	TP	A	TO	Blk	Stl	Min
		FG-FGA	FG-FGA	FT-FTA	FG-FGA	FG-FGA	FT-FTA	Off	Def	Tot							
01	Marvin Smith	4-13	1-8	5-7	1	7	8	5	14	0	0	1	1	35			
21	James Dickey	3-4	0-0	2-2	3	5	8	5	8	1	3	3	1	25			
32	Jordy Kuiper	2-6	0-2	0-0	1	1	2	5	4	0	1	0	0	15			
10	Francis Alonso	7-21	4-16	2-2	2	2	4	5	20	4	2	0	1	38			
11	Demetrius Troy	0-7	0-4	2-2	0	0	0	1	2	6	1	0	2	39			
00	Kylia Sykes	0-1	0-1	0-0	1	0	1	2	0	1	0	0	1	14			
13	Justin Jordan	0-1	0-0	0-0	0	0	0	0	0	0	0	0	0	4			
14	Kyrin Galloway	6-6	2-2	0-0	1	3	4	5	14	0	0	0	1	32			
15	Garrett Collins	2-5	2-5	0-0	0	3	3	0	6	1	1	0	1	22			
24	Isaiah Miller	7-12	0-0	3-5	2	2	4	0	17	2	3	0	1	26			
	Team				4	4	8										
	Totals	31-76	9-38	14-18	15	27	42	28	85	15	11	4	9	250			

FG % 1st Half: 16-30 53.3% 2nd half: 8-31 25.8% OT: 7-15 46.7% Game: 31-76 40.8% Deadball Rebounds: 0

3FG % 1st Half: 6-15 40.0% 2nd half: 0-14 0.0% OT: 3-9 33.3% Game: 9-38 23.7%

FT % 1st Half: 3-4 75.0% 2nd half: 6-7 85.7% OT: 5-7 71.4% Game: 14-18 77.8%

Chattanooga 87 • 8-15, 2-8 SoCon

#	Player	Total			3-Ptr			Rebounds			PF	TP	A	TO	Blk	Stl	Min
		FG-FGA	FG-FGA	FT-FTA	FG-FGA	FG-FGA	FT-FTA	Off	Def	Tot							
05	Nat Dixon	9-16	3-6	9-9	3	5	8	1	30	1	1	1	1	47			
02	Joshua Phillips	2-5	0-0	6-10	0	12	12	4	10	1	0	1	0	32			
00	Makale Foreman	3-7	3-6	0-0	0	0	0	1	9	3	0	0	0	45			
01	Rodney Chatman	5-10	3-4	9-11	2	7	9	4	22	4	12	0	1	47			
03	David Jean-Baptiste	0-4	0-2	0-0	1	0	1	0	0	0	0	0	0	18			
10	James Lewis, Jr.	2-3	0-0	0-2	0	2	2	2	4	0	1	1	1	22			
22	Makinde London	2-10	1-3	4-4	0	6	6	2	9	3	0	1	0	36			
33	Jonathan Bryant II	1-1	0-0	1-2	0	0	0	0	3	0	0	0	1	3			
	Team				3	2	5										
	Totals	24-56	10-21	29-38	9	34	43	14	87	13	15	4	4	250			

FG % 1st Half: 11-29 37.9% 2nd half: 9-19 47.4% OT: 4-8 50.0% Game: 24-56 42.9% Deadball Rebounds: 5

3FG % 1st Half: 5-11 45.5% 2nd half: 2-6 33.3% OT: 3-4 75.0% Game: 10-21 47.6%

FT % 1st Half: 4-8 50.0% 2nd half: 12-15 80.0% OT: 13-15 86.7% Game: 29-38 76.3%

Officials: Doug Simons, Tim Gattis, Brent Hampton
 Technical fouls: UNCG-None. Chattanooga-Rodney Chatman.
 Attendance: 2503

Score by periods	1st	2nd	OT	OT2	Total
UNCG	41	22	12	10	85
Chattanooga	31	32	12	12	87

	In	Off	2nd	Fast	Bench
Points UNCG	34	13	13	0	37
UTC	20	12	6	0	16

Last FG - UNCG OT2-00:50, UTC OT2-03:05.
 Largest lead - UNCG by 11 2nd-14:51, UTC by 6 2nd-01:39.
 UNCG led for 28:50, UTC led for 13:21. Game was tied for 07:48.

Score tied - 12 times.
 Lead changed - 9 times.

UNCG 73, VMI 51

VMI 51 • 7-15, 2-9 SoCon

#	Player	Total			3-Ptr			Rebounds			PF	TP	A	TO	Blk	Stl	Min
		FG-FGA	FG-FGA	FT-FTA	FG-FGA	FG-FGA	FT-FTA	Off	Def	Tot							
25	Tyler Creammer	4-7	0-0	2-2	1	4	5	2	10	1	2	1	2	28			
00	Austin Vereen	5-14	4-9	0-0	1	3	4	0	14	1	1	0	2	35			
01	Keith Smith	3-4	0-1	1-2	0	1	1	1	7	3	4	1	1	27			
02	Garrett Gilkeson	0-1	0-0	1-2	0	3	3	1	1	0	3	0	2	20			
23	Bubba Parham	5-7	1-2	2-4	0	5	5	1	13	3	4	0	0	34			
04	Fred Iruafemi	0-1	0-0	0-0	1	2	3	4	0	0	1	0	0	12			
05	Greg Parham	0-2	0-1	0-0	0	0	0	2	0	0	2	0	0	7			
11	Jordan Ratliffe	0-6	0-1	0-0	0	3	3	2	0	0	0	0	0	13			
15	Myles Lewis	0-0	0-0	4-4	1	0	1	0	4	0	1	0	1	8			
24	Will Miller	0-1	0-1	0-0	0	0	0	2	0	2	0	0	0	6			
31	Sarju Patel	1-1	0-0	0-0	0	0	0	0	2	1	0	0	0	10			
	Team				0	4	4										
	Totals	18-44	5-15	10-14	4	25	29	15	51	9	23	2	8	200			

FG % 1st Half: 8-20 40.0% 2nd half: 10-24 41.7% Game: 18-44 40.9% Deadball Rebounds: 2,2

3FG % 1st Half: 1-5 20.0% 2nd half: 4-10 40.0% Game: 5-15 33.3%

FT % 1st Half: 1-2 50.0% 2nd half: 9-12 75.0% Game: 10-14 71.4%

UNCG 73 • 17-6, 8-2 SoCon

#	Player	Total			3-Ptr			Rebounds			PF	TP	A	TO	Blk	Stl	Min
		FG-FGA	FG-FGA	FT-FTA	FG-FGA	FG-FGA	FT-FTA	Off	Def	Tot							
01	Marvin Smith	4-11	3-9	2-2	0	4	4	1	13	4	0	1	1	25			
21	James Dickey	4-7	0-0	4-6	4	6	10	0	12	4	0	1	0	26			
32	Jordy Kuiper	3-6	2-4	2-2	0	0	0	0	10	1	4	0	0	22			
10	Francis Alonso	2-10	2-9	0-0	1	1	2	3	6	2	1	1	2	27			
11	Demetrius Troy	2-9	1-6	0-0	0	3	3	1	5	1	1	0	2	23			
00	Kylia Sykes	2-3	1-2	0-0	0	0	0	2	5	0	0	0	1	16			
13	Justin Jordan	1-1	0-0	0-0	0	0	0	1	2	2	1	0	0	12			
14	Kyrin Galloway	2-6	1-2	1-2	3	2	5	1	6	0	2	2	0	20			
15	Garrett Collins	1-4	0-3	1-1	0	1	1	1	3	0	1	0	1	11			
24	Isaiah Miller	5-7	0-0	1-1	1	4	5	2	11	3	2	0	2	18			
	Team				2	3	5										
	Totals	26-64	10-35	11-14	11	24	35	12	73	17	12	5	9	200			

FG % 1st Half: 15-33 45.5% 2nd half: 11-31 35.5% Game: 26-64 40.6% Deadball Rebounds: 3

3FG % 1st Half: 6-19 31.6% 2nd half: 4-16 25.0% Game: 10-35 28.6%

FT % 1st Half: 5-7 71.4% 2nd half: 6-7 85.7% Game: 11-14 78.6%

Officials: Jerome Hall, Kevin Mathis, Frankie Bordeaux
 Technical fouls: VMI-None, UNCG-Francis Alonso.
 Attendance: 2572

Score by periods	1st	2nd	Total
VMI	18	33	51
UNCG	41	32	73


	In	Off	2nd	Fast	Bench
--	----	-----	-----	------	-------




2017-18 UNCG MEN'S BASKETBALL




#0 Kylia Sykes




#1 Marvin Smith Jr.




#2 Malik Massey



#3 Jelani Mofford




#10 Francis Alonso



#11 Demetrius Troy



#13 Justin Jordan



#14 Kyrin Galloway



#15 Garrett Collins



#21 James Dickey III




#22 Jack Konstanzer



#24 Isaiah Miller



#25 Lloyd Burgess



#32 Jordy Kuiper



#35 Eric Hamilton



#44 Kaleb Hunter