



2017-18 UNCG MEN'S BASKETBALL



2017-18 SCHEDULE

Date	Opponent	Time
N 10	at Virginia	L, 48-60
N 15	N.C. WESLEYAN % ^	W, 82-48
N 17	FERRUM ^	W, 95-43
N 20	DELAWARE %	W, 79-66
N 21	LONGWOOD %	W, 71-40
N 24	at Wake Forest	L, 75-81
N 28	at Presbyterian	L, 72-74

D 2	at Liberty	W, 76-75 (3OT)
D 7	ELON	W, 75-44
D 13	UNCW	W, 71-58
D 16	at N.C. State	W, 81-76
D 19	UNC ASHEVILLE	L, 60-67
D 21	SOUTHEASTERN ^	W, 85-67
D 30	WOFFORD *	W, 71-67

J 6	at VMI *	W, 63-61
J 11	at ETSU *	L, 58-68
J 13	at Western Carolina *	W, 66-55
J 18	THE CITADEL *	W, 72-58
J 20	MERCER *	W, 70-66 (OT)
J 24	FURMAN *	W, 71-61
J 27	at Samford *	W, 98-82
J 29	at Chattanooga * L,	85-87 (2OT)

F 1	VMI *	W, 73-51
F 7	at Furman *	W, 80-67
F 10	WCU *^	W, 65-48
F 12	ETSU *	W, 74-56
F 15	at The Citadel *	W, 82-66
F 17	at Mercer *	L, 74-77
F 20	at Wofford *	W, 76-66
F 23	CHATTANOOGA *	W, 51-72
F 25	SAMFORD *	4 p.m.

SoCon Tournament - Asheville, N.C.

M 2	SoCon First Round	BYE
M 3	SoCon Quarterfinals	Noon/6 p.m.
M 4	SoCon Semifinals	4/6:30 p.m.
M 5	SoCon Finals	9 p.m.

* - Southern Conference game

% - UNCG Spartan Classic

^ Fleming Gymnasium on campus

Media Information

Assistant AD for Athletics Communications
 Matt McCollester (primary contact)
 matt.mccollester@uncg.edu
 O - 336-334-5615
 C - 336-676-3407



VS



(23-7, 14-3)

(10-20, 6-11)

Game 31

February 25, 2018
 Greensboro Coliseum
 Greensboro, N.C.

TELEVISION
 ESPN3 & ESPN App
 (Scott Pryzwansky
 & Darryl Kosciak)

RADIO
 TuneIn Radio
 www.uncgspartans.com/radio
 (Scott Pryzwansky
 & Darryl Kosciak)

INTERNET
 Live Stats link at
 www.uncgspartans.com
 www.uncgstats.com
 Follow @UNCGScores

What's On Tap . . .

The Spartans close out the regular season Sunday afternoon by hosting Southern Conference foe Samford ... Game time is set for 4 p.m. ... The game will be broadcast on the Stadium Network, which can be access online at www.watchstadium.com and at www.uncgspartans.com ... Additionally, the game will be available on television on WXLV-2 at 45.2 if you have over the air cable in the Greensboro Area ... Scott Pryzwansky and Darryl Kosciak will be on the call for the Stadium broadcast.

Southern Conference Tournament Scenarios . . .

The Spartans will either be the No. 1 or No. 2 seed in the upcoming Southern Conference Tournament in Asheville ... UNCG and ETSU are currently tied for first at 14-3 overall ... If UNCG wins Sunday, the Spartans will claim the No. 1 overall seed and at least a share of the SoCon regular season championship ... The Spartans hold the tiebreaker over ETSU as the teams would not be separated until the records against The Citadel where UNCG went 2-0 and ETSU went 1-1 against the Bulldogs ... The only way UNCG is the No. 2 seed is if the Spartans fall in their final game Sunday and ETSU wins against Furman.

SoCon Regular Season Championship On The Line . . .

The Spartans have put themselves in position to play for a Southern Conference regular season championship for the second-straight year ... UNCG is tied with ETSU at 14-3 in SoCon play heading into the final day of the regular season ... The Spartans can claim at least a share of the SoCon title with a win Sunday and can will it outright with a win and an ETSU loss at home to Furman ... Last season's team was the first overall SoCon champion in program history, finishing with a 14-4 league record in a three-way tie.

Series History . . .

Sunday's game marks the 22nd meeting all-time between UNCG and Samford ... The Spartans own a slim 11-10 record all-time against the Bulldogs, winning six out of the last seven meetings ... Last season, the teams split the regular season series with the road team winning each game ... Earlier this year, the Spartans posted a 98-82 victory on the road at Samford ... The Spartans set a UNCG single-game record for 3-point percentage, converting 76.2 percent (16-of-21) in the win, including hitting 9-of-11 (81.8%) from 3-point land in the first half as they stormed out to a 53-30 halftime lead ... Junior guard **Francis Alonso** led five Spartans in double figures with a team-high 24 points ... Alonso led the way from distance, tying his career-high with eight 3-pointers, connecting on 88.9 percent (8-of-9) including all five of his shots in the second half ... Senior forward **Marvin Smith** added 18 points and seven rebounds as he hit 3-of-5 from 3-point land and 5-of-6 from the free throw line.

UNCG's Projected Starters



#1 Marvin Smith, Sr., G/F
 #10 Francis Alonso, Jr., G
 #11 Demetrius Troy, Jr., G
 #21 James Dickey, So., F
 #32 Jordy Kuiper, Sr., F

Samford's Projected Starters



#2 Justin Coleman, Jr., G
 #4 Triston Chambers, So., G
 #13 Eric Adams, Sr., F
 #20 Alex Thompson, Sr., F
 #22 D. Denzel-Dyson, Sr., G



2017-18 UNCG MEN'S BASKETBALL



2017-18 SoCon STANDINGS

Team	SoCon			Overall		
	W	L	Pct	W	L	Pct
UNCG	14	3	.824	23	7	.767
ETSU	14	3	.824	23	7	.767
Furman	12	5	.706	21	9	.700
Wofford	11	6	.647	20	10	.667
Mercer	10	7	.588	17	13	.567
Western Carolina	7	10	.412	12	18	.400
Samford	6	11	.353	10	20	.333
The Citadel	5	12	.294	10	19	.345
Chattanooga	3	14	.176	9	21	.300
VMI	3	14	.176	8	20	.286

SCHOOL INFORMATION

School..... UNCG
 Location Greensboro, N.C.
 Founded 1891
 Enrollment 17,200
 Nickname Spartans
 Colors Navy, Gold & White
 Arena Greensboro Coliseum
 Capacity 7,617/23,000
 Affiliation NCAA Division I
 Conference Southern
 Chancellor Franklin D. Gilliam Jr.
 Director of Athletics Kim Record
 Alma Mater Virginia, 1984
 Athletics Dept. Phone 336-334-5952
 Ticket Office Phone 336-334-3250

TEAM INFORMATION

2016-17 Overall Record 25-10
 2016-17 SoCon Record 14-4
 SoCon Finish t-1st
 Letterwinners Returning/Lost 11/2
 Starters Returning/Lost 3/2
 Newcomers 4

COACHING STAFF

Head Coach Wes Miller
 Alma Mater North Carolina, 2007
 Career Record 108-110 (seventh year)
 Record at UNCG 108-110 (seventh year)
 Associate Head Coach Mike Roberts
 Alma Mater Indiana, 2005
 Assistant Coach Andre Morgan
 Alma Mater North Georgia, 2010
 Assistant Coach Chris LePore
 Alma Mater Belmont, 2014
 Dir. of Basketball Ops Kyle Bankhead
 Alma Mater Gonzaga, 2003

MEDIA INFORMATION

Asst. AD Matt McColleston
 Email matt.mccolleston@uncg.edu
 Cell Phone 336-676-3407
 Assistant Director Dan Wacker
 Assistant Director Corey Blucas
 Director of Marketing Dacia Ijames
 Media Relations Office 336-334-5615
 Website www.uncgspartans.com
 Mailing Address UNCG Athletics
 PO Box 26168
 Greensboro, NC 27402-6168

Senior forward **Jordy Kuiper** scored a career-high 16 points while grabbing seven rebounds ... Kuiper connected on 4-of-5 from 3-point land, surpassing his previous career-high of 14 points set at N.C. State. Junior guard **Demetrius Troy** dished out a career-high 11 assists as the Spartans had 25 helpers compared to just 11 for the Bulldogs ... UNCG finished the game shooting 64.2 percent (34-of-53) from the field and 87.5 percent (14-of-16) from the charity stripe ... The Spartans dominated the glass, out-rebounded the Bulldogs by a 37-19 margin. Samford finished the night shooting 41.4 percent (24-of-58) from the field and 34.6 percent (9-of-26) from distance ... The Bulldogs when to the free throw line 29 times, connected on 86.2 percent ... Josh Starkey led the Bulldogs with 25 points on the bench, hitting 15-of-18 from the charity stripe.

Last Time Out ...

The Spartans put themselves into position to play for a Southern Conference regular season title with a 72-51 victory over Chattanooga Friday night ... The Spartans' dominating performance was led by the nation's ninth-best scoring defense as UNCG limited Chattanooga to 51 points, the Mocs' lowest scoring output in SoCon play this year ... Chattanooga connected on just 37.7 percent (20-of-53) from the field and hit just 6-of-15 (40%) from 3-point land ... UNCG forced the Mocs into 18 turnovers while blocking nine shots and winning the rebounding battle by a 37-32 margin.

Six different Spartans scored seven or more points in the win with freshman guard **Isaiah Miller** and senior forward **Marvin Smith** leading the way with 14 points each ... Miller came off the bench and hit 7-of-11 from the field in 24 minutes while also handing out three of the Spartans' 15 assists ... Smith scored 14 points and grabbed seven rebounds in 23 minutes of play, hitting 4-of-10 from 3-point land ... Sophomore forward **James Dickey** added 11 points, seven rebounds and four blocked shots while only having to play 19 minutes ... Dickey connected on 5-of-6 from the field as UNCG out-scored Chattanooga 38-26 in the paint.

Winning With Defense ...

The Spartans enter Sunday's game leading the Southern Conference and ranking fifth in the nation in scoring defense, holding opponents to just 62.9 points per game ... This is a vast improvement over last year's team, which finished the year allowing 69.3 points per game ... The Spartans are holding opponents to 32.4 percent (195-of-601) shooting from 3-point land, ranking 45th in the nation ... In 16 out of the Spartans' 23 wins this year, UNCG has held opponents at or under 40 percent shooting from the field ... In 16

out of the 30 total games, the Spartans have held opponents under 30 percent shooting from 3-point land ... Additionally, UNCG ranks 19th in the country with 8.0 steals per game.

Scouting The Spartans ...

UNCG enters Sunday's game with a 23-7 overall record and a 14-3 mark in Southern Conference play ... The Spartans have won seven out of their last eight games and their past two games with wins over Wofford and Chattanooga ... UNCG is 15-1 at home this season, including an 8-0 mark in SoCon play ... The Spartans have a chance to be the only team in the SoCon this season to post a perfect 9-0 record at home in league play ... UNCG is averaging 74.0 points per game this season while shooting 44.8 percent (796-of-1776) from the field and 36.2 percent (292-of-807) from 3-point land ... Opponents are averaging 62.9 points per game while shooting 41.1 percent (627-of-1526) from the field and 32.4 percent (195-of-601) from distance.

Junior guard **Francis Alonso** leads the team and ranks second in the SoCon in scoring at 16.2 points per game ... Alonso leads the team with 102 made 3-pointers, connecting on 42.3 percent ... He is also shooting 88.1 percent (74-of-84) from the free throw line ... Senior forward **Marvin Smith** is second on the team in scoring at 12.2 points per game while grabbing 5.4 rebounds per game ... Smith is second on the team with 64 made 3-pointers, connecting on 33.2 percent from distance.

Sophomore forward **James Dickey** leads the SoCon on the glass grabbing 8.4 rebounds per game, including 85 offensive rebounds ... Dickey adds 9.0 points per game and is shooting 54.2 percent (103-of-190) from the field ... He leads the SoCon with 64 blocked shots ... Freshman guard **Isaiah Miller** adds 8.5 points and 3.1 rebounds per game off the bench ... Miller is shooting 54.9 percent (112-of-204) from the field ... Junior guard **Demetrius Troy** adds 7.2 points per game and has a team-high 123 assists ... Troy has connected on 44 3-pointers, hitting 37.6 percent from distance ... Senior forward **Jordy Kuiper** adds 6.8 points and 4.8 rebounds per game while sophomore forward **Kyrin Galloway** chips in 6.0 points and 4.4 rebounds per game.

Scouting The Bulldogs ...

Samford enters Sunday's game with a 10-20 overall record and a 6-11 mark in Southern Conference play ... The Bulldogs are coming off an 89-82 victory at VMI Friday night, improving to 2-14 on the road this year and 2-6 in league play ... The Bulldogs are averaging 77.6 points per game but allowing 82.1 points per game against ... Samford is shooting 47 percent (819-of-1742) from the field



2017-18 UNCG MEN'S BASKETBALL



and 37.3 percent (274-of-734) from 3-point land ... Opponents are shooting 48.7 percent (894-of-1834) from the field and 36.8 percent (298-of-810) from long range.

Demetrius Denzel-Dyson leads Samford in scoring at 15.1 points per game while adding 5.0 rebounds per game ... Denzel-Dyson leads the team with 74 made 3-pointers, connecting on 41.3 percent ... The Bulldogs have four players that have hit 38 or more 3-pointers this year ... Justin Coleman is second on the team in scoring at 13.4 points per game ... Coleman leads the team with 187 assists on the year ... He has hit 54 3-pointers, connecting on 38 percent while shooting 80.7 percent (71-of-88) from the free throw line ... Alex Thompson rounds out the Bulldogs in double figures at 11.5 points per game and has hit 38 3-pointers ... Eric Adams leads the team with 6.3 rebounds per game while adding 9.4 points per game.

Alonso Holds Record ...

Junior guard **Francis Alonso** became the single-season record holder at UNCG for made 3-pointers last season with 102 makes ... He surpassed the previous record of 93 set by Scott Hartzell in 1994-95 ... He tied his single-season record of 102 3-pointers Friday night against Chattanooga and his next 3-pointer will set a new UNCG single-season record ... Alonso now holds three of the top five seasons shooting from behind the arc.

- | | |
|------------------------------------|------------|
| 1. Francis Alonso (2017-18) | 102 |
| 1. Francis Alonso (2016-17) | 102 |
| 3. Scott Hartzell (1994-95) | 93 |
| 4. Nicholas Paulos (2014-15) | 91 |
| 5. Francis Alonso (2015-16) | 85 |
| 6. Mikko Koivisto (2007-08) | 80 |

Alonso enters Friday's game with 289 career 3-pointers made in his career ... He moved into second place all-time in program history against Samford with his 8-of-9 performance, surpassing Jay Joseph, Francis Alonso and Mikko Koivisto to move from fifth to second place in one game ... He is 02 3-pointers shy of the all-time mark of 309 held by Scott Hartzell.

- | | |
|------------------------------------|------------|
| 1. Scott Hartzell (1993-96) | 309 |
| 2. Francis Alonso (2015-17) | 289 |
| 3. Mikko Koivisto (2007-10) | 263 |
| 4. Nicholas Paulos (211-2015) | 262 |
| 5. Jay Joseph (2001-04) | 261 |

This season, he ranks second in the Southern Conference and fifth in the nation with 3.40-point field goals per game ... He is second in the league and sixth in the country with 94 total made 3-pointers.

23 And Counting ...

The Spartans picked up their 23rd win of the season Thursday and have won 48 games

TALE OF THE TAPE (2017-18 OVERALL STATS)

	UNCG/SoCon Rank	Samford/SoCon Rank
Scoring Offense	74.0/7th	77.6/3rd
Scoring Defense	62.9/1st	82.1/9th
Scoring Margin	+11.1/2nd	-4.4/7th
Free Throw %	.697 (336-of-482)/9th	.757 (417-of-551)/2nd
Field Goal %	.448 (796-of-1775)/6th	.470 (819-of-1742)/5th
Field Goal Defense	.411 (627-of-1527)/2nd	.487 (894-of-1834)/10th
Three-Point FG %	.362 (292-of-806)/4th	.373 (274-of-734)/3rd
Three-Point FG Defense	.324 (195-of-602)/2nd	.368 (298-of-810)/9th
Three-Point FG Made	9.7/4th	91/5th
Rebounding Offense	37.0/2nd	30.8/10th
Rebounding Defense	30.4/2nd	36.0/7th
Rebounding Margin	+6.6/1st	-5.2/9th
Offensive Rebounds/Game	11.8/1st	8.6/9th
Defensive Rebounds/Game	25.2/3rd	22.2/10th
Blocked Shots Per Game	3.8/2nd	2.3/7th
Assists Per Game	14.4/7th	16.5/2nd
Steals Per Game	8.0/2nd	7.5/7th
Turnover Margin	+1.47//3rd	+0.53/5th
Assist/Turnover Ratio	1.0/7th	1.2/2nd

over the last two seasons ... Last year, UNCG won a program-record 25 games ... This year's 23 wins is tied for second-most in program history, tied with the 1994-95 team ... The 48 wins over the past two years is the most in a two-year period for UNCG all-time, surpassing the total of 43 wins set in 1994-95 and 1995-96 ... Additionally, the Spartans have won 74 games over the last four seasons (2014-18), the best four-year period in program history ... UNCG had won 68 games twice in program history in the 1993-97 seasons and 1985-88 seasons.

- | |
|--------------------------|
| 25 wins - 2016-17 |
| 23 wins - 1994-95 |
| 22 wins - 2017-18 |
| 22 wins - 1986-87 |
| 20 wins - 1995-96 |
| 20 wins - 2001-02 |
| 19 wins - 2007-08 |
| 19 wins - 2000-01 |
| 19 wins - 1987-88 |
| 18 wins - 2004-05 |
| 17 wins - 1980-81 |

Did You Know? ...

Beginning with the game at Furman, the Spartans close out the regular season with a grueling stretch of eight games in 18 days to finish the regular season ... UNCG is the only team in the Southern Conference to finish with that many games as the Spartans were the only league team that had played 10 games to that point.

Miller Time ...

Freshman guard **Isaiah Miller** has come on strong in the past 13 games, averaging 10.8 points, 3.8 rebounds and 1.7 steals per game ... Miller has scored in double figures seven out of the last 13 games, including 15 points at The Citadel, 13 points against Wofford and 14 last time out against Chattanooga ... Over the last 13 games, Miller is shooting 58.6 percent (61-of-104) from the field and 72 percent (18-of-25) from the free throw line.

Grand Style ...

Senior forward **Marvin Smith** became the 25th place in UNCG men's basketball history to reach the 1,000-career point mark against VMI ... Smith joined the illustrious club at the 15:56 mark of the first half, hitting a leaning runner from 10-feet out for his 1,000th career point ... He finished the game with a team-high 13 points and joins teammate Francis Alonso as current Spartans in the 1,000-point club ... Smith enters Sunday's game tied for 18th all-time in scoring with Mark Bullock with 1,092 career points.

- | | |
|-----------------------------------|--------------|
| 17. Derrick Nix (1995-98) | 1,135 |
| 18. Marvin Smith (2014-18) | 1,092 |
| 19. Ronnie Burrell (2002-06) | 1,088 |
| 20. Brian Brunson (1993-97) | 1,076 |
| 21. Mark Bullock (1975-78) | 1,072 |

High Percentage ...

The Spartans set a program single-game record at Samford, connecting on 76.2 percent from 3-point land in the victory over the Bulldogs ... UNCG hit on 16-of-21 from 3-point



2017-18 UNCG MEN'S BASKETBALL



land, including 9-of-11 (81.8%) in the first half ... The Spartans' 3-point prowess helped them score a season-high 98 points, including a season-best 53 first half points ... Junior guard **Francis Alonso** led the way hitting 8-of-9 from distance while senior forward **Jordy Kuiper** connected on 4-of-5 from long range.

Block Party ...

The Spartans set a UNCG team single-game record with 14 total blocks at home against ESTU ... The 14 blocked shots surpasses the previous team record of 13 set in 2004 against William & Mary ... Sophomore forward **James Dickey** did most of the damage, setting a single-game record with eight blocks himself ... Dickey's eight blocked shots surpasses Kyle Hines' record of seven blocked shots in a game, which happened five times in Hines' career.

Dickey leads the Southern Conference and ranks 30th in the nation with 64 blocked shots on the year ... Dickey is averaging 2.1 blocked shots per game, ranking 33rd in the country ... Kyle Hines holds the UNCG single-season record with 106 blocks in 2004-05.

Raleigh Connection ...

Junior guard **Demetrius Troy** and sophomore forward **James Dickey** both joined the Spartans from Raleigh and played together at Word of God prior to UNCG ... Both players have started to heat up recently for the Spartans ... In the last four games, Troy is averaging 11.4 points and 4.6 assists per game ... He is shooting 65 percent (13-of-20) from 3-point land and 52.6 percent (20-of-38) from the field ... Dickey has picked up his play over the last 13 games, averaging 10.2 points, 8.4 rebounds and 2.4 blocks per game ... He is shooting 63.8 percent (53-of-83) from the field during the 13-game stretch.

Moving Into The Ranks ...

Senior forward **Marvin Smith** enters Sunday's game second on the team with 64 made 3-pointers this year ... Smith moved into sole possession of seventh place all-time in UNCG history in made 3-pointers earlier this year with 189 ... He surpassed Derrick Nix (166) for eighth place and trails Nathan Jameson by three 3-pointers for seventh place.

- | | |
|-------------------------------------|------------|
| 5. Jay Joseph (2001-04) | 261 |
| 6. Kendall Toney (2007-10) | 202 |
| 7. Marvin Smith (2015-Pres.) | 189 |
| 8. Nathan Jameson (1998-01) | 188 |
| 9. Derrick Nix (1995-98) | 166 |

Reaching 100 Wins ...

UNCG men's basketball head coach **Wes Miller** became the second head coach in UNCG men's basketball history to reach 100 career victories earlier this season with the

TALE OF THE TAPE - SoCON STYLE (2017-18 SoCON STATS)

	UNCG/SoCon Rank	Samford/SoCon Rank
Scoring Offense	73.5/6th	80.5/2nd
Scoring Defense	63.9/1st	84.9/9th
Scoring Margin	+9.6/3rd	-4.5/6th
Free Throw %	.720 (195-of-271)/8th	.795 (267-of-336)/1st
Field Goal %	.447 (448-of-1002)/6th	.481 (472-of-981)/3rd
Field Goal Defense	.410 (362-of-883)/2nd	.487 (524-of-1077)/9th
Three-Point FG %	.359 (159-of-443)/5th	.381 (157-of-412)/3rd
Three-Point FG Defense	.357 (126-of-353)/7th	.384 (188-of-489)/10th
Three-Point FG Made	9.4/4th	9.2/5th
Rebounding Offense	37.2/2nd	30.5/10th
Rebounding Defense	30.2/2nd	37.1/8th
Rebounding Margin	+7.0/1st	-6.6/9th
Offensive Rebounds/Game	11.8/1st	7.3/10th
Defensive Rebounds/Game	25.4/3rd	23.2/8th
Blocked Shots Per Game	4.4/1st	2.5/7th
Assists Per Game	14.7/6th	17.0/1st
Steals Per Game	6.8/7th	7.6/3rd
Turnover Margin	+0.94/2nd	+0.47/3rd
Assist/Turnover Ratio	1.1/6th	1.3/2nd

Spartans' 71-61 victory over Furman ... Miller is 108-110 in his seven seasons at the helm of the program but is 54-18 over the last 72 games -- a .75 winning percentage ... He joins Mike Dement as the only two coaches to reach 100 wins at UNCG and is now 10 career victories shy of Dement's record of 118 ... Earlier this year, Miller surpassed Fran McCaffery (90 wins) and Bob McEvoy (92 wins) already this season.

Home Cooking ...

The Spartans are 15-1 at home this season, including 11-1 at home at the Greensboro Coliseum ... The Spartans posted home wins over Delaware, Longwood, Elon, UNCW, Wofford, The Citadel, Mercer, Furman, VMI, ETSU and Chattanooga at the Coliseum while picking up wins over North Carolina Wesleyan, Ferrum College, Southeastern University and Western Carolina on campus at Fleming Gymnasium ... The 15 wins set a new program record for home wins, surpassing last season's total (13-4).

In the Spartans' 16 home games this year, they are out-scoring opponents by a 74.1-55.7 margin ... UNCG is shooting 45.3 percent (424-of-935) from the field and 35.8 percent (154-of-430) from 3-point land compared to just 37.8 percent (314-of-830) from the field and 29.2 percent (92-of-315) from distance for it opponents ... Eight different Spartans average at least 5.0 points per game this season at home with **Francis Alonso** leading the way at 13.9 points per game, shooting 43.6 percent (48-of-110) from 3-point land

... Senior forward **Marvin Smith** averages 12.4 points and 4.8 rebounds per game while sophomore forward **James Dickey** averages 9.6 points and 8.2 rebounds per game.

Last year, UNCG recorded a 13-4 record at home marking the most home wins in a single season in program history ... Since the 2015-16 season, the Spartans are 36-9 at home, good for a 80 winning percentage .

Owning The Glass ...

The Spartans are second the Southern Conference in rebounding offense at 37.0 per game and second in the SoCon in rebounding defense at 30.4 per game ... UNCG leads the league in rebounding margin at +6.6 per game, ranking 19th in the nation ... Sophomore forward **James Dickey** leads the SoCon and ranks 75th in the nation on the glass, grabbing 8.4 rebounds per game ... Dickey leads the league and ranks 37th in the country with 3.12 offensive rebounds per game

Spanish Sensation ...

Junior guard **Francis Alonso** became the 23rd player in UNCG men's basketball history to reach 1,000-career points, setting the mark against Delaware in fitting fashion on a 3-pointer coming off a screen ... Alonso enters Sunday's game with 1,449 career points, ranking ninth in school history ... He moved into the top 10 last game, surpassing Trevis Simpson for ninth place.

7. Yusef Stewart (1990-93)



2017-18 UNCG MEN'S BASKETBALL



8. RJ White (2013-17)	1460
9. Francis Alonso (2015-17)	1449
10. Trevis Simpson (2010-13)	1409
11. Bruce Shaw (1969-73)	1401

Alonso scored 963 points in his first two seasons, scoring a freshman-record 443 points and pouring in 520 points as a sophomore ... Alonso's 963 points ranks second all-time in program history for a player through his sophomore season ... Only Kyle Hines, the school's all-time leading scorer, has scored more points in his first two seasons with 986 points ... Alonso was named to the preseason All-Southern Conference Team by both the league's head coaches and league's media.

30-Something Scorer ...

Junior guard **Francis Alonso** has scored over 30 points in three contests this season after not reaching the mark in his first two seasons at UNCG ... Alonso set a then career-high with 32 points in the Spartans victory over Delaware ... Alonso connected on 10-of-14 from the field, 8-of-10 from 3-point land and 4-of-4 from the free throw line ... His eight made 3-pointers are also a record ... His 32 points are the most for UNCG since Tevon Saddler scored 34 in 2013.

He followed that up with a 31-point effort in the Spartans' loss at Wake Forest ... Alonso connected on 11-of-17 from the field and hit 7-of-10 from 3-point land in the game ... Alonso set a new career-high with 36 points in the victory Saturday over Liberty ... He earned Southern Conference Player of the Week honors for his play against the Flames.

He becomes the first Spartan to score over 30 points in a game three times in a season since Kyle Hines scored over 30 points three times in 2006-07 ... Hines scored 30 or more five times that season and scored over 30 points three times that year.

It's Raining Threes ...

The Spartans rank 19th in the nation with 292 made 3-pointers this year and ranked 14th overall with 807-point attempts on the year ... This season, UNCG has hit 10 or more 3-pointers in 16 of 30 games with a season-high 16 made against Samford ... Last year, UNCG only had 14 games of 10 or more 3-pointers on the entire season ... Junior guard **Francis Alonso** leads the way with 100 made 3-pointers while senior **Marvin Smith** has hit 60 3-pointers on the year ... Junior guard **Demetrius Troy** has hit 42 from long range while senior forward **Jordy Kuiper** is fourth on the team with 32 3-pointers.

Off The Bench ...

Freshman guard **Isaiah Miller** is averaging 8.5 points per game off the bench this sea-

son and has been an offensive spark for the Spartans ... He has scored in double figures 13 times this season, including seven out of the last 10 games ... He posted a 15-point effort at The Citadel last week and scored 13 points last time out against Wofford ... He scored 10 points against Samford while adding 17 points in the loss at Chattanooga and 11 against VMI ... Last time out he scored 10 points on 5-of-7 shooting ... He scored 12 points against Southeastern ... He scored 13 points in 24 minutes against Liberty before fouling out ... He is second on the team with 31 steals despite playing only 15.4 minutes per game ... He posted a 12-point performance against Elon, hitting 5-of-7 from the field and a 10-point showing against UNCW.

Spartans Pull ACC Stunner ...

The Spartans found themselves trailing by as many as 14 points early in the first half but UNCG showed its heart and battled back to stun Atlantic Coast Conference foe N.C. State at PNC Arena ... The Spartans turned in a game-changing 41-12 run stretching from the first half to the start of the second half to win their fourth-straight game.

The victory marks the third win all-time in program history for the Spartans against an ACC school and the first against one of the four ACC teams in from North Carolina ... The win is the first against the league since 2013 when UNCG defeated Virginia Tech on the road ... The win improved the Spartans to 4-1 this season against teams from North Carolina and marked their third-straight win over in-state foes.

Senior forward **Marvin Smith** led three Spartans in double figures and seven players with at least six points in the victory. ... Smith posted his first double-double of the year and fifth of his career with 16 points and 10 rebounds, hitting 7-of-12 from the field including a pair of 3-pointers ... Junior guard **Francis Alonso** scored a team-high 17 points, dished out six assists and posted four steals in 31 minutes of play ... Senior **Jordy Kuiper** scored a career-high 14 points, going 4-of-5 from 3-point land.

Triple Overtime Thriller ...

The Spartans posted a thrilling, come-from-behind triple overtime victory Dec. 2 at Liberty by a 76-75 margin ... The game marked just the second triple overtime game in UNCG basketball history and the first-ever win by the Spartans in triple overtime ... UNCG's only other game to reach three extra sessions game February 28, 2004 with a 112-108 loss at Elon.

Saturday, the Spartans overcame a 11-point second half effort and trailed by seven points with 1:37 remaining ... Junior guard **Fran-**

cis Alonso scored a career-high 36 points and was clutch late in the game, hitting three last-second shots to either extend the game or win the game ... Alonso hit the game-winning shot with 2.4 second left in triple overtime ... He also hit game-tying 3-pointers in the final seconds at the end of regulation and at the end of the second overtime to keep the Spartans alive ... Alonso shook off a slow start, scoring 31 of his 36 points after half-time, finishing the night shooting 10-of-31 from the field, 7-of-19 from 3-point land and 9-of-11 from the free throw line ... His 36 points are the most for a Spartan since Trevis Simpson scored 41 points in 2013 ... Alonso earned Southern Conference Player of the Week honors for his play against the Flames. Freshman guard **Isaiah Miller** was the only other Spartan in double figure scoring Saturday, adding 13 points, six rebounds and five steals off the bench before fouling out.

Cashing In On The Freebies ...

Junior guard **Francis Alonso** led the team with an 87.7 free throw percentage last season, connecting on 114-of-130 ... He ranked third in the Southern Conference and 29th in the nation ... This season, he is second in the league at 88.1 percent, connecting on 74-of-84 ... During his three-year career, he is currently the all-time career holder for free throw percentage in UNCG history (minimum 150 attempts) at 87.0 percent (268-of-308) ... He is just ahead of David Whiteside (.860/202-of-235), Mikko Koivisto (.8564/185-of-216) and Nathan Jameson (.8560/214-of-250).

Record-Setting Season ...

The Spartans are coming off one of their top seasons in program history last year ... UNCG set a single-season record with 25 wins, posting a 25-10 overall record ... The Spartans' 14-4 record in Southern Conference play also was a program-best in league play ... UNCG posted three winning streaks of six games or more last year for the first time in program history ... The Spartans won their first-ever SoCon regular season overall championship and advanced to the postseason for the sixth time in program history and the second-straight season.



2017-18 UNCG MEN'S BASKETBALL



HEAD COACH WES MILLER



NORTH CAROLINA, 2007



Wes Miller is in his seventh season as the UNCG men's basketball coach in 2017-18 after taking over the reins of the program in December of 2011 on an interim basis. Miller has spent the last six years building a championship-mentality throughout the program and has laid the groundwork for future success.

Miller is coming off his most successful season at the helm of the Spartans in 2016-17, leading the Spartans the program's third Southern Conference regular season title in program history and the first-ever No. 1 seed in the SoCon Tournament. He guided UNCG to a program-record 25-10 overall record and a 14-4 mark in SoCon play.

The 25 wins are the most for UNCG in the 50-year history of men's basketball while the 14 wins are the most for the Spartans in their SoCon history and ties the program record for conference wins in a season. UNCG advanced to the SoCon Tournament Championship game for the third time in program history and the first time since 2005. The Spartans and ETSU played one of the best championship games in program history with UNCG falling in the final seconds.

Miller led the Spartans to their second-straight postseason appearance and just the fifth appearance in program history as UNCG earned the SoCon's automatic bid into the National Invitation Tournament (NIT). The Spartans made their second appearance all-time in the NIT and first since 2002 when they traveled to Atlantic Coast Conference foe Syracuse.

The 2016-17 Spartans set a program-record with a nine-game winning streak, the longest winning streak for UNCG at the NCAA Division I level. Additionally, the Spartans became the first UNCG team to post three winning streaks of at least six or more games. UNCG posted a 7-2 record on the road in SoCon play, marking the best record of any team on the road in league play that season and setting a new UNCG record for road wins in league play at the NCAA Division I level.

Miller also led the Spartans to individual success in 2016-17 with senior guard Diante Baldwin and sophomore guard Francis Alonso earning Second Team All-SoCon honors while senior center R.J. White was named Third Team All-SoCon. Alonso set a UNCG single-season record with 102 made 3-pointers while freshman forward James Dickey was named to the league's All-Freshman Team.

Miller, the 2012 Southern Conference Coach of the Year during his interim season, has led the Spartans to double digit wins in five out of the last six years breaking a streak of three straight seasons with eight or less wins (2008-2011). When he took over during the 2011-12 season, he led the Spartans to a 10-8 SoCon record and the SoCon North Division title as he was 11-11 overall that year.

In 2015-16, he led the Spartans to a 15-19 overall record – their highest win total since the 2007-08 season. He guided UNCG to just its fourth postseason appearance in program history as the Spartans took part in the College Basketball Invitational (CBI), advancing to the quarterfinals. UNCG picked up its first-ever postseason win in program history with a 69-65 win over Houston Baptist at home at the Greensboro Coliseum

The Spartans finished the regular season with a 10-8 record in SoCon play, matching their win total in the league from 2011-12. UNCG was especially strong at home posting a 12-4 record, the highest win total since moving to the Greensboro Coliseum and the top mark for home wins since the 2000-01 season (12-6).

Junior center R.J. White and classmate Diante Baldwin were named to the All-SoCon Team last season. White led the conference and ranked 13th in NCAA Division I in field goal percentage at 61.6 percent while Baldwin was the only player in the league to rank in the top 20 in scoring and rebounding while ranking in the top five in assists and steals. Freshman Francis Alonso also burst onto the scene in 2015-16, setting the UNCG single-season scoring record for a freshman with 443 points on his way to All-Freshman Team accolades.

In 2014-15, the Spartans were hit hard by injuries

WES MILLER'S COACHING CAREER

Year	School	Position	Record
2017-18	UNCG	Head Coach	23-7
2016-17	UNCG	Head Coach	25-10
2015-16	UNCG	Head Coach	15-19
2014-15	UNCG	Head Coach	11-22
2013-14	UNCG	Head Coach	14-18
2012-13	UNCG	Head Coach	9-22
2011-12	UNCG	Interim Head Coach*	11-11
Head Coaching Career Record			108-110
* - Miller named interim head coach Dec. 13, 2011			
2011-12	UNCG	Assistant Coach	2-8
2010-11	UNCG	Assistant Coach	7-24
2009-10	High Point	Assistant Coach	15-15
2008-09	Elon	Assistant Coach	12-19



2017-18 UNCG MEN'S BASKETBALL



from the outset of the year and played late in the year with just six available scholarship student-athletes. Despite the disadvantage, UNCG was still the only team in the SoCon with five different players averaging double figures in scoring, with four out of the five players set to return next year.

Additionally, the Spartans had two players join the illustrious 1,000-career point mark that season as junior Kayel Locke became the 19th member in early February and senior Nicholas Paulos joined the ranks later that month.

Miller led the Spartans to 14 wins in 2013-14, their highest-win total since 2007-08. Included in that mark was the program's first victory over an ACC school since 2007 and just their second victory all-time against the conference with a come-from-behind win at Virginia Tech. Freshman Tevon Saddler was named as the Southern Conference Player of the Year in 2013-14, the Spartans first such honor since Kyle Hines won the award in 2005.

Junior Kyle Cain was named First Team All-SoCon and Second Team All-Region last year. Cain became the second straight Spartan to sign a professional contract overseas, inking with Ramat Hasharon in Israel. Trevis Simpson is in his second year playing professionally in Greece after starring for the Spartans from 2011-2014.

Miller and his staff were very active on the recruiting trail in his first full season as the Spartans bringing in seven newcomers for the 2013-14 season, the first full recruiting class under Miller's tenure. The highly-touted class includes six freshmen and one transfer. The Spartans were aggressive in recruiting North Carolina where they signed three All-State selections, including Clay Byrd and Diante Baldwin.

Miller and his staff also built on their success recruiting from the Baltimore area as they signed the Maryland Player of the Year, Tevon Saddler, a year removed from signing another Baltimore area standout in top-returning scorer Kayel Locke.

Miller, who was the youngest head coach in NCAA Division I at the time of his hire, made the removal of the interim tag an easy decision as he was named the Southern Conference Coach of the Year after leading the Spartans to the SoCon North Division title at the end of the 2011-12 season.

Miller took control of the program Dec. 13, 2011 with the Spartans sitting at 2-8 and led them through one of the biggest turnarounds in program history. Miller guided the Spartans to an 11-11 record the rest of the season to finish with a 13-19 overall record, including a 10-8 mark in SoCon play.

The Spartans lost their first six games under Miller to fall to 2-14 on the season but the program made an 180-degree turnaround posting an 11-5 record down the stretch. UNCG posted a seven-game winning streak during league play, which included several dramatic victories. The Spartans carried that momentum into the conference tournament where they advanced to the SoCon semifinals for the first time since the 2007-08 season.

Miller, who also spent the 2010-11 season as an assistant coach at UNCG, is no stranger to the state of North Carolina. He played three seasons at the University of North Carolina and spent two seasons as an assistant coach at Elon and High Point. Miller also ran his own basketball camps in Charlotte and Greensboro for two summers.

In three seasons as a player at North Carolina under head coach and mentor Roy Williams, Miller helped the Tar Heels to the national championship in 2005, two Atlantic Coast Conference regular-season championships and one ACC Tournament title. He was team captain as a senior in 2006-07, leading UNC to 31 wins and the NCAA Elite 8 as well as the ACC regular-season and tournament titles, and a final No. 3 national ranking.

As a junior, Miller shot 44.1 percent from the 3-point line, which was seventh-best in a single season in the UNC record book. His 64 treys that season ranked eighth in the ACC. He earned the team's Defensive Player of the Year and Most Improved Player awards that season, as well.

A fan favorite at UNC, Miller authored a book entitled *The Road to Blue Heaven*, which was published as a diary of his experiences as a North Carolina basketball player. In addition to his success on the floor, Miller excelled off the court, earning ACC Academic Honor Roll recognition and the UNC Athletic Director's Scholar Athlete-Award. He earned his degree in political science from North Carolina in 2007.

Upon his graduation from North Carolina, Miller played one season of professional basketball for the London Capitals of the British Basketball League, where he averaged 19.6 points per game to rank eighth in the league.

Miller was a prep standout at the New Hampton School in New Hampshire. He earned a scholarship to James Madison University, where he played one season before transferring to North Carolina to become a walk-on for Roy Williams' squad.

Miller married the former Ashley Love in August 2011.



2017-18 UNCG MEN'S BASKETBALL



2017-18 NUMERICAL ROSTER

No.	Name	Pos.	Ht.	Wt.	Cl.	Exp.	Hometown/Previous School
0	Kylia Sykes	G	6-5	195	R-Fr.	RS	Washington, D.C./St. John's College
1	Marvin Smith Jr.	F	6-6	205	Sr.	3L	Richmond, Va./Fork Union Military Academy
2	Malik Massey	G	6-3	195	So.	1L	Charlotte, N.C./New Hampton Prep
3	Jelani Mofford	F	6-5	187	Jr.	2L	Mississauga, Ontario/Athlete Institute
10	Francis Alonso	G	6-3	185	Jr.	2L	Malaga, Spain/Cushing Academy (Mass.)
11	Demetrius Troy	G	6-0	187	Jr.	2L	Raleigh, N.C./Word of God
13	Justin Jordan	G	6-3	185	Sr.	1L	Davidson, N.C./UW-Milwaukee
14	Kyrin Galloway	F	6-8	215	So.	1L	Milton, Ga./Milton
15	Garrett Collins	F	6-5	200	Sr.	3L	Asheville, N.C./Fishburne Military Academy
21	James Dickey III	F	6-10	200	So.	1L	Raleigh, N.C./Word of God
22	Jack Konstanzer	G	5-11	165	R-Fr.	RS	Kill Devil Hills, N.C./First Flight
24	Isaiah Miller	G	6-0	180	Fr.	HS	Covington, Ga./Newton
25	Lloyd Burgess	C	6-11	270	Jr.	2L	Durham, N.C./Christ School
32	Jordy Kuiper	F	6-9	250	Sr.	3L	Groningen, Netherlands/Canaries Basketball
35	Eric Hamilton	F	6-9	250	Jr.	TR	Atlanta, Ga./Wichita State
44	Kaleb Hunter	G	6-4	190	Fr.	HS	Raleigh, N.C./Neuse Christian

2017-18 ALPHABETICAL ROSTER

No.	Name	Pos.	Ht.	Wt.	Cl.	Exp.	Hometown/Previous School
10	Francis Alonso	G	6-3	185	Jr.	2L	Malaga, Spain/Cushing Academy (Mass.)
25	Lloyd Burgess	C	6-11	270	Jr.	2L	Durham, N.C./Christ School
15	Garrett Collins	F	6-5	200	Sr.	3L	Asheville, N.C./Fishburne Military Academy
21	James Dickey III	F	6-10	200	So.	1L	Raleigh, N.C./Word of God
14	Kyrin Galloway	F	6-8	215	So.	1L	Milton, Ga./Milton
35	Eric Hamilton	F	6-9	250	Jr.	TR	Atlanta, Ga./Wichita State
44	Kaleb Hunter	G	6-4	190	Fr.	HS	Raleigh, N.C./Neuse Christian
13	Justin Jordan	G	6-3	185	Sr.	1L	Davidson, N.C./UW-Milwaukee
22	Jack Konstanzer	G	5-11	165	R-Fr.	RS	Kill Devil Hills, N.C./First Flight
32	Jordy Kuiper	F	6-9	250	Sr.	3L	Groningen, Netherlands/Canaries Basketball
2	Malik Massey	G	6-3	195	So.	1L	Charlotte, N.C./New Hampton Prep
24	Isaiah Miller	G	6-0	180	Fr.	HS	Covington, Ga./Newton
3	Jelani Mofford	F	6-5	187	Jr.	2L	Mississauga, Ontario/Athlete Institute
1	Marvin Smith Jr.	F	6-6	205	Sr.	3L	Richmond, Va./Fork Union Military Academy
0	Kylia Sykes	G	6-5	195	R-Fr.	RS	Washington, D.C./St. John's College
11	Demetrius Troy	G	6-0	187	Jr.	2L	Raleigh, N.C./Word of God

Head Coach: Wes Miller, seventh season (North Carolina, 2007)

Associate Head Coach: Mike Roberts, sixth season (Indiana, 2005)

Assistant Coach: Chris LePore, fourth season (Belmont, 2014)

Assistant Coach: Andre Morgan, second season (North Georgia, 2010)

Graduate Manager: Tim Peete, second season (Tulsa, 2014)

Graduate Manager: Tom Tankelewicz, second season (Western Carolina, 2014)



2017-18 UNCG MEN'S BASKETBALL



2017-18 MISCELLANEOUS STATISTICS

2017-18 Game-By-Game Starting Lineups

11/10	at Virginia	Troy	Alonso	Smith	Dickey	Kuiper
11/15	N.C. WESLEYAN	Troy	Alonso	Smith	Dickey	Kuiper
11/17	FERRUM	Troy	Alonso	Smith	Dickey	Kuiper
11/20	DELAWARE	Troy	Alonso	Smith	Dickey	Kuiper
11/21	LONGWOOD	Troy	Alonso	Smith	Dickey	Kuiper
11/24	at Wake Forest	Troy	Alonso	Smith	Dickey	Kuiper
11/28	at Presbyterian	Troy	Alonso	Smith	Dickey	Kuiper
12/2	at Liberty	Troy	Alonso	Smith	Dickey	Kuiper
12/7	ELON	Troy	Alonso	Smith	Dickey	Kuiper
12/13	UNCW	Troy	Alonso	Smith	Dickey	Kuiper
12/16	at N.C. State	Troy	Alonso	Smith	Dickey	Kuiper
12/19	UNC ASHEVILLE	Troy	Alonso	Smith	Dickey	Kuiper
12/21	SOUTHEASTERN	Troy	Alonso	Smith	Galloway	Kuiper
12/30	WOFFORD	Troy	Alonso	Smith	Dickey	Kuiper
1/6	at VMI	Troy	Alonso	Smith	Dickey	Kuiper
1/11	at ETSU	Troy	Alonso	Smith	Dickey	Kuiper
1/13	at Western Carolina	Troy	Alonso	Smith	Dickey	Kuiper
1/18	THE CITADEL	Troy	Alonso	Smith	Dickey	Kuiper
1/20	MERCER	Troy	Alonso	Smith	Dickey	Kuiper
1/24	FURMAN	Troy	Alonso	Smith	Dickey	Kuiper
1/27	at Samford	Troy	Alonso	Smith	Dickey	Kuiper
1/29	at Chattanooga	Troy	Alonso	Smith	Dickey	Kuiper
2/1	VMI	Troy	Alonso	Smith	Dickey	Kuiper
2/7	at Furman	Troy	Alonso	Smith	Dickey	Kuiper
2/10	WESTERN CAROLINA	Troy	Alonso	Smith	Dickey	Kuiper
2/12	ETSU	Troy	Alonso	Smith	Dickey	Kuiper
2/15	at The Citadel	Troy	Alonso	Smith	Dickey	Kuiper
2/17	at Mercer	Troy	Alonso	Smith	Dickey	Kuiper
2/20	at Wofford	Troy	Alonso	Smith	Dickey	Galloway
2/23	CHATTANOOGA	Troy	Alonso	Smith	Dickey	Kuiper
2/25	MERCER	Troy	Alonso	Smith	Dickey	Kuiper

Double-Figure Scoring Games

	2017-18	Career
Francis Alonso	22	69
Marvin Smith	23	60
Demetrius Troy	8	22
James Dickey	16	24
Jordy Kuiper	7	16
Isaiah Miller	13	13
Kyrin Galloway	5	6
Kylia Sykes	2	2
Garrett Collins	1	1
Malik Massey	0	1

20 Points or More Scoring Games

	2017-18	Career
Francis Alonso	10	26
Marvin Smith	1	4
Demetrius Troy	0	1

Double-Double Games

	2017-18	Career
James Dickey	5	8
Marvin Smith	2	6
Jordy Kuiper	0	2

Games Led UNCG In Scoring

	2017-18	Career
Francis Alonso	17	40
Marvin Smith	11	19
Isaiah Miller	3	3
James Dickey	1	2
Demetrius Troy	0	2
Jordy Kuiper	1	1

Games Led UNCG In Rebounding

	2017-18	Career
James Dickey	21	36
Marvin Smith	7	20
Jordy Kuiper	5	12
Kyrin Galloway	1	2
Lloyd Burgess	0	2
Demetrius Troy	0	1

2017-18 MISCELLANEOUS STATISTICS

Largest Lead: 58 vs. Ferrum (11/17/17)	Home Games15-1 At Coliseum11-1 At Fleming Gym 4-0	When shooting 45% or better14-3 When shooting under 45% 9-4 When holding opponents under 45%.....19-2
Largest Deficit:14 vs. NC State and Wofford (12/30/17)	Away Games..... 8-6 Neutral Games 0-0	When opponent shoots over 45%..... 4-5 When shooting 70% or better from FT.....12-3 When shooting under 70% from FT.....11-4
Largest Margin of Victory 52 vs. Ferrum (11/17/17)	Conference Games14-3 Non-Conference Games10-4	When shooting 35% or better from 312-3 When shooting under 35% from 3.....11-4 When opponent shoots 35%+ from 3 8-4
Largest Margin of Defeat 12 at Virginia (11/10/17)	Overtime Games 2-1 Games versus ranked opponents 0-0	When opponent shoots >35% from 3.....15-3 When hitting seven or more 3's.....21-6 When hitting less than seven 3's..... 2-1
Largest Halftime Lead: 25 vs. Ferrum (11/17/17)	Games decided by 5 points or less..... 5-3 Games decided by 6-10 points 2-3	When opponent hits 7< 3's.....10-4 When opponent hits >7 3's.....13-3 When committing 15 or more to's..... 9-2
Largest Halftime Deficit: 14 vs. Wofford (12/30/17)	Games decided by 11 or more points.....16-1 When ahead at the half15-3 When trailing at the half 7-4	When committing less than 15 to's14-5 When forcing 15 or more to's.....13-3 When failing to force 15 turnovers..... 9-4
Largest Halftime Deficit In Win: 14 vs. Wofford (12/30/17)	When tied at the half..... 1-0 When outrebounding opponent.....18-2 When outrebounded or tied 5-5	When handing out 15+ assists12-2 When handing out >15 assists11-5 When recording 6+ steals.....21-5
Largest Lead In Loss: 15 at Presbyterian (11/28/17)	When scoring under 70 points..... 3-3 When opponent scores under 7020-4	When recording fewer than 6 steals..... 2-2 When UNCG bench outscores opp.15-3 When UNCG bench is outscored or tied..... 7-4
Largest Deficit In Win: 14 vs. NC State & Wofford	When opponent scores 70-79..... 2-1 When opponent scores 80-89..... 1-2 When opponent scores 90+ 0-0	When Smith leads UNCG in scoring 8-3 When Miller leads UNCG in scoring 2-0 When Alonso leads UNCG in scoring13-3
Most Points Scored In A Half: 53 at Samford (1/27/18)	When scoring 90+ points 2-0 When scoring 80-89 points 5-1	When Dickey leads UNCG in scoring 0-1 When Kuiper leads UNCG in scoring..... 1-0
Most Points Allowed In A Half: 45 at Wake Forest (11/24/17)	When scoring 70-79 points13-3 When scoring under 70 points..... 3-3	
Most Points Scored In A Game: 98 at Samford (1/27/18)	When opponent scores under 7020-4 When opponent scores 70-79..... 2-1 When opponent scores 80-89..... 1-2 When opponent scores 90+ 0-0	
Most Points Allowed In A Game: 82 at Samford (1/27/18)		
Fewest Points Allowed In Half11 vs. Longwood, 2nd half (11/21/17)		
Fewest Points Allowed In Game 40 vs. Longwood (11/21/17)		



2017-18 UNCG MEN'S BASKETBALL



Kylia Sykes' Notebook

Made first career appearance for the Spartans at Virginia, scoring two points and grabbing four rebounds ... Scored four points, grabbed five rebounds, dished out two assists and notched two steals against N.C. Wesleyan ... Scored a career-high 10 points against Ferrum College, hitting 4-of-5 from the field ... Scored seven points against Elon on 3-of-4 shooting from the field ... Added five points against UNC Asheville ... Scored 11 points against Southeastern in 21 minutes, hitting 2-of-3 from 3-point land ... Scored four points on 2-of-2 shooting at Samford ... Added five points on 2-of-3 shooting versus VMI, including a 3-pointer.

#0

KYLIA SYKES

REDSHIRT FRESHMAN

SEASON HIGHS

Points 11 vs. Southeastern (12/21/17)
Rebounds 6 at The Citadel (2/15/18)
Assists 3 vs. Longwood (11/21/17)
Steals 2, three times
Blocks 1, seven times
FG Made 4, two times
FG Att 5, two times
3FG Made ... 2 vs. Southeastern (12/21/17)
3FG Att 3 vs. Southeastern (12/21/17)
FT Made ... 2 vs. N.C. Wesleyan (11/15/17)
FT Att 2, two times

CAREER HIGHS

Points 11 vs. Southeastern (12/21/17)
Rebounds 6 at The Citadel (2/15/18)
Assists 3 vs. Longwood (11/21/17)
Steals 2, three times
Blocks 1, seven times
FG Made 4, two times
FG Att 5, two times
3FG Made ... 2 vs. Southeastern (12/21/17)
3FG Att 3 vs. Southeastern (12/21/17)
FT Made ... 2 vs. N.C. Wesleyan (11/15/17)
FT Att 2, two times

2017-18 UNCG Men's Basketball UNCG Individual Game-by-Game (as of Feb 24, 2018) All games

#00 Kylia Sykes

Opponent	Date	gs	min	Total		3-Pointers		Free throws		Rebounds				pf	a	t/o	blk	stl	pts	avg
				fg-fga	pct	3fg-fga	pct	ft-fa	pct	off	def	tot	avg							
at Virginia	11/10/17	14	1-1	1.000	0-0	.000	0-0	.000	2	2	4	4.0	1	2	1	0	0	2	2.0	
N.C. WESLEYAN	11/15/17	12	1-2	.500	0-1	.000	2-2	1.000	3	2	5	4.5	3	2	2	0	2	4	3.0	
FERRUM COLLEGE	11/17/17	20	4-5	.800	1-2	.500	1-2	.500	1	0	1	3.3	1	1	2	1	1	10	5.3	
DELAWARE	11/20/17	8	0-0	.000	0-0	.000	1-2	.500	0	1	1	2.8	2	1	0	0	1	1	4.3	
LONGWOOD	11/21/17	10	0-2	.000	0-2	.000	0-0	.000	1	0	1	2.4	1	3	1	0	1	0	3.4	
at Wake Forest	11/24/17	6	0-0	.000	0-0	.000	0-1	.000	0	1	1	2.2	3	0	0	0	0	0	2.8	
at Presbyterian	11/28/17	8	0-1	.000	0-0	.000	0-0	.000	0	0	0	1.9	2	1	1	0	1	0	2.4	
at Liberty	12/02/17	27	0-2	.000	0-1	.000	0-0	.000	2	2	4	2.1	5	0	1	0	2	0	2.1	
ELON	12/07/17	14	3-4	.750	1-2	.500	0-0	.000	0	2	2	2.1	1	0	0	1	2	7	2.7	
UNCW	12/13/17	9	1-4	.250	0-1	.000	0-0	.000	2	0	2	2.1	1	0	0	0	0	2	2.6	
at NC State	12/16/17	4	0-0	.000	0-0	.000	0-0	.000	1	0	1	2.0	0	0	0	0	0	0	2.4	
UNC ASHEVILLE	12/19/17	4	2-2	1.000	1-1	1.000	0-0	.000	0	0	0	1.8	2	0	1	0	1	5	2.6	
SOUTHEASTERN	12/21/17	21	4-5	.800	2-3	.667	1-1	1.000	0	1	1	1.8	0	2	1	0	1	11	3.2	
WOFFORD	12/30/17	4	0-0	.000	0-0	.000	0-0	.000	0	1	1	1.7	0	1	0	0	0	0	3.0	
at VMI	01/06/18	5	0-0	.000	0-0	.000	0-0	.000	1	0	1	1.7	2	0	2	0	0	0	2.8	
at ETSU	01/11/18	8	0-0	.000	0-0	.000	0-0	.000	0	0	0	1.6	0	0	0	0	0	0	2.6	
at Western Carolina	01/13/18	4	0-0	.000	0-0	.000	0-0	.000	0	0	0	1.5	1	0	1	0	0	0	2.5	
THE CITADEL	01/18/18	6	0-1	.000	0-1	.000	0-0	.000	0	0	0	1.4	0	0	0	0	1	0	2.3	
MERCER	01/20/18	7	0-0	.000	0-0	.000	0-0	.000	0	0	0	1.3	2	0	0	1	0	0	2.2	
FURMAN	01/24/18	9	0-0	.000	0-0	.000	0-0	.000	0	0	0	1.3	2	0	0	1	0	0	2.1	
at Samford	01/27/18	12	2-2	1.000	0-0	.000	0-0	.000	0	1	1	1.2	3	0	0	1	1	4	2.2	
at Chattanooga	01/29/18	14	0-1	.000	0-1	.000	0-0	.000	1	0	1	1.2	2	1	0	0	1	0	2.1	
VMI	02/01/18	16	2-3	.667	1-2	.500	0-0	.000	0	0	0	1.2	2	0	0	0	1	5	2.2	
at Furman	02/07/18	7	1-2	.500	0-1	.000	0-0	.000	1	0	1	1.2	1	0	0	0	0	2	2.2	
WESTERN CAROLINA	02/10/18	11	1-2	.500	0-1	.000	0-1	.000	0	2	2	1.2	3	0	0	0	0	2	2.2	
ETSU	02/12/18	16	0-0	.000	0-0	.000	1-2	.500	1	1	2	1.2	2	2	3	1	1	1	2.2	
at The Citadel	2/15/18	14	1-1	1.000	1-1	1.000	2-2	1.000	1	5	6	1.4	4	1	1	1	0	5	2.3	
at Mercer	02/17/18	8	0-3	.000	0-1	.000	0-0	.000	2	0	2	1.4	2	0	1	0	0	0	2.2	
at Wofford	2/20/18	5	0-1	.000	0-1	.000	0-0	.000	0	0	0	1.4	1	0	0	0	0	0	2.1	
CHATTANOOGA	02/23/18	15	1-3	.333	0-0	.000	0-0	.000	0	2	2	1.4	0	1	0	0	0	2	2.1	
Totals		0	318	24-47	.511	7-22	.318	8-13	.615	19	23	42	1.4	49	18	18	7	17	63	2.1

Games played: 30
 Minutes/game: 10.6
 Points/game: 2.1
 FG Pct: 51.1
 3FG Pct: 31.8
 FT Pct: 61.5


Rebounds/game: 1.4
 Assists/game: 0.6
 Turnovers/game: 0.6
 Assist/turnover ratio: 1.0
 Steals/game: 0.6
 Blocks/game: 0.2

KYLIA SYKES' CAREER STATISTICS

Season	gp-gs	min/avg	Total		3-Point		F-Throws		Rebounds				Scoring							
			fg-fga	pct	fg-fga	pct	ft-fa	pct	off	def	tot	avg	pf	fo	ast	to	blk	stl	pts	avg
2017-18	30-0	318/10.6	24-47	.511	7-22	.318	8-13	.615	19	23	42	1.4	49	1	18	18	7	17	63	2.1
TOTAL	30-0	318/10.6	24-47	.511	7-22	.318	8-13	.615	19	23	42	1.4	49	1	18	18	7	17	63	2.1



2017-18 UNCG MEN'S BASKETBALL



Marvin Smith's Notebook

Opened the season with 12 points and nine rebounds at Virginia (Nov. 10) ... Scored 16 points against N.C. Wesleyan, hitting four 3-pointers ... Scored 15 points and grabbed six rebounds against Ferrum ... Scored 12 points and posted four steals against Elon, hitting 5-of-9 from the field ... Posted 15 points and six rebounds against UNCW, hitting three 3-pointers ... Recorded a double-double against N.C. State, scoring 16 points and grabbing 10 rebounds ... Named the SoCon Player of the Week Dec. 18 for his performances against N.C. State and UNCW ... Scored 13 points against UNC Asheville ... Scored a team-high 11 points and grabbed nine rebounds against ETSU ... Scored a career-high 24 points and grabbed nine rebounds at Western Carolina ... Connected on 9-of-15 from the field, including three 3-pointers, while hitting 3-of-3 from the free throw line ... Recorded a double-double against The Citadel, scoring 14 points and grabbing 10 rebounds ... Scored 15 points against Mercer ... Added 13 points and five rebounds against Furman ... Scored 18 points and grabbed seven rebounds at Samford ... Became the 25th player in UNCG history to reach the 1,000-career point mark, accomplishing the feat against VMI when he scored 13 points ... Scored a team-high 18 points, hitting 8-of-9 from the free throw line at Furman ... Added 18 points, including 13 in the first half, at The Citadel.

#1

MARVIN SMITH

SENIOR

SEASON HIGHS

Points 24 at WCU (1/13/18)
Rebounds 10, two times
Assists 4 s. VMI (2/1/18)
Steals 4, two times
Blocks 2 vs. Dealware (11/20/17)
FG Made 9 at WCU (1/13/18)
FG Att 17 vs. The Citadel (1/18/18)
3FG Made . 4 vs. N.C. Wesleyan (11/15/17)
3FG Att 10, four times
FT Made 8 at Furman (2/7/18)
FT Att 9, two times

CAREER HIGHS

Points 24 at WCU (1/13/18)
Rebounds 16 vs. The Citadel (2/25/16)
Assists 5 vs. The Citadel (3/4/17)
Steals 4, two times
Blocks 3 vs. S. Wesleyan (12/14/16)
FG Made 9, two times
FG Att 17, two times
3FG Made 5 vs. Mars Hill (12/5/16)
3FG Att 10, five times
FT Made 9 vs. Greensboro (11/14/15)
FT Att 11 vs. Greensboro (11/14/15)

Opponent	Date	gs	min	Total		3-Pointers		Free throws		Rebounds				pf	a	t/o	blk	stl	pts	avg	
				fg-fga	pct	3fg-fga	pct	ft-fa	pct	off	def	tot	avg								
at Virginia	11/10/17	*	29	2-12	.167	2-8	.250	6-6	1.000	4	5	9	9.0	4	0	0	0	0	12	12.0	
N.C. WESLEYAN	11/15/17	*	22	6-12	.500	4-10	.400	0-0	.000	0	3	3	6.0	0	2	1	1	0	16	14.0	
FERRUM COLLEGE	11/17/17	*	19	5-10	.500	3-7	.429	2-2	1.000	1	5	6	6.0	2	0	1	0	0	15	14.3	
DELAWARE	11/20/17	*	32	3-11	.273	3-7	.429	4-4	1.000	5	2	7	6.3	2	0	2	2	1	13	14.0	
LONGWOOD	11/21/17	*	20	4-11	.364	2-7	.286	0-0	.000	0	2	2	5.4	3	1	3	0	1	10	13.2	
at Wake Forest	11/24/17	*	30	2-5	.400	1-3	.333	5-6	.833	1	3	4	5.2	5	0	1	0	0	10	12.7	
at Presbyterian	11/28/17	*	26	2-9	.222	1-3	.333	0-0	.000	2	2	4	5.0	2	3	2	0	1	5	11.6	
at Liberty	12/02/17	*	8	0-2	.000	0-2	.000	0-0	.000	0	1	1	4.5	1	0	1	0	0	0	10.1	
ELON	12/07/17	*	21	5-9	.556	2-5	.400	0-0	.000	0	1	1	4.1	1	2	1	0	4	12	10.3	
UNCW	12/13/17	*	26	5-11	.455	3-7	.429	2-2	1.000	1	5	6	4.3	4	1	0	0	0	15	10.8	
at NC State	12/16/17	*	34	7-12	.583	2-6	.333	0-2	.000	4	6	10	4.8	2	1	2	0	0	16	11.3	
UNC ASHEVILLE	12/19/17	*	31	5-12	.417	3-10	.300	0-0	.000	2	1	3	4.7	3	1	2	0	3	13	11.4	
SOUTHEASTERN	12/21/17	*	23	4-7	.571	1-4	.250	4-4	1.000	0	5	5	4.7	3	0	1	1	2	13	11.5	
WOFFORD	12/30/17	*	29	0-4	.000	0-2	.000	6-8	.750	2	1	3	4.6	0	1	3	1	1	6	11.1	
at VMI	01/06/18	*	25	3-14	.214	1-7	.143	0-0	.000	1	6	7	4.7	2	0	2	0	0	7	10.9	
at ETSU	01/11/18	*	26	2-8	.250	2-6	.333	5-9	.556	4	5	9	5.0	4	0	1	0	0	11	10.9	
at Western Carolina	01/13/18	*	32	9-15	.600	3-8	.375	3-3	1.000	3	6	9	5.2	1	0	2	0	2	24	11.6	
THE CITADEL	01/18/18	*	30	4-17	.235	3-10	.300	3-4	.750	4	6	10	5.5	2	1	2	0	4	14	11.8	
MERCER	01/20/18	*	33	4-13	.308	3-9	.333	4-9	.444	2	2	4	5.4	4	1	1	1	1	15	11.9	
FURMAN	01/24/18	*	29	3-8	.375	3-6	.500	4-6	.667	0	5	5	5.4	2	1	0	1	1	13	12.0	
at Samford	01/27/18	*	24	5-9	.556	3-5	.600	5-6	.833	2	5	7	5.5	3	4	1	1	1	18	12.3	
at Chattanooga	01/29/18	*	35	4-13	.308	1-8	.125	5-7	.714	1	7	8	5.6	5	0	0	1	1	14	12.4	
VMI	02/01/18	*	25	4-11	.364	3-9	.333	2-2	1.000	0	4	4	5.5	1	4	0	1	1	13	12.4	
at Furman	02/07/18	*	32	4-9	.444	2-4	.500	8-9	.889	1	2	3	5.4	2	0	0	1	0	18	12.6	
WESTERN CAROLINA	02/10/18	*	28	0-8	.000	0-5	.000	4-5	.800	2	4	6	5.4	2	0	3	1	1	4	12.3	
ETSU	02/12/18	*	17	4-8	.500	3-4	.750	2-2	1.000	3	2	5	5.4	4	0	0	0	0	13	12.3	
at The Citadel	2/15/18	*	24	7-15	.467	4-10	.400	0-0	.000	1	3	4	5.4	0	3	1	1	0	18	12.5	
at Mercer	02/17/18	*	27	3-8	.375	2-6	.333	0-0	.000	0	4	4	5.3	4	0	0	0	0	8	12.4	
at Wofford	2/20/18	*	31	2-7	.286	0-5	.000	2-2	1.000	1	4	5	5.3	1	1	2	0	0	6	12.1	
CHATTANOOGA	02/23/18	*	23	5-12	.417	4-10	.400	0-0	.000	2	5	7	5.4	3	0	0	0	1	14	12.2	
Totals			30	791	113-302	.374	64-193	.332	76-98	.776	49	112	161	5.4	72	27	35	13	26	366	12.2

Games played: 30
 Minutes/game: 26.4
 Points/game: 12.2
 FG Pct: 37.4
 3FG Pct: 33.2
 FT Pct: 77.6


Rebounds/game: 5.4
 Assists/game: 0.9
 Turnovers/game: 1.2
 Assist/turnover ratio: 0.8
 Steals/game: 0.9
 Blocks/game: 0.4

MARVIN SMITH'S CAREER STATISTICS

Season	gp-gs	min/avg	Total		3-Point		F-Throws		Rebounds				Scoring							
			fg-fga	pct	fg-fga	pct	ft-fa	pct	off	def	tot	avg	pf	fo	ast	to	blk	stl	pts	avg
2014-15	21-10	379/18.0	34-117	.291	15-45	.333	15-26	.577	26	33	59	2.8	54	4	9	15	4	8	98	4.7
2015-16	34-33	908/26.7	108-300	.360	55-171	.322	47-70	.671	40	147	187	5.5	106	2	20	39	15	41	318	9.4
2016-17	34-34	887/26.1	107-287	.373	55-175	.314	41-57	.719	47	93	140	4.1	96	5	36	47	21	30	310	9.1
2017-18	30-30	791/26.4	113-302	.374	64-193	.332	76-98	.776	49	112	161	5.4	72	2	27	35	13	26	366	12.2
TOTAL	119-107	2965/24.9	362-1006	.360	189-584	.324	179-251	.713	162	385	547	4.6	328	13	92	136	53	105	1092	9.2



2017-18 UNCG MEN'S BASKETBALL



Malik Massey's Notebook

Scored seven points and dished out three assists against Ferrum ... Scored eight points and hit a pair of 3-pointers against Elon ... Scored six points against N.C. State in 14 minutes of play ... Scored eight points against Southeastern, hitting 3-of-6 from the field ... Missed the last nine games due to injury ... Returned to action against Chattanooga.

#2

MALIK MASSEY

SOPHOMORE

SEASON HIGHS

Points 8, three times
 Rebounds 4, two times
 Assists 3, three times
 Steals 3 vs. Longwood (11/21/17)
 Blocks n/a
 FG Made 3, three times
 FG Att 7, four times
 3FG Made 2, two times
 3FG Att 5 vs. Elon (12/7/17)
 FT Made 4 at N.C. State (12/16/17)
 FT Att 4, two times

CAREER HIGHS

Points 11 vs. Mars Hill (12/5/16)
 Rebounds 3, six times
 Assists 3, six times
 Steals 2, four times
 Blocks n/a
 FG Made 4 vs. Mars Hill (12/5/16)
 FG Att 7, five times
 3FG Made 2, seven times
 3FG Att 5, two times
 FT Made 4, two times
 FT Att 4, three times

Opponent	Date	gs	min	Total		3-Pointers		Free throws		Rebounds				pf	a	t/o	blk	stl	pts	avg
				fg-fga	pct	3fg-fga	pct	ft-fa	pct	off	def	tot	avg							
at Virginia	11/10/17	11		0-1	.000	0-1	.000	1-2	.500	0	0	0.0	0	2	2	0	0	1	1.0	
N.C. WESLEYAN	11/15/17	18		2-5	.400	0-1	.000	0-1	.000	0	1	0.5	0	1	2	0	0	4	2.5	
FERRUM COLLEGE	11/17/17	15		2-3	.667	2-2	1.000	1-2	.500	0	3	1.3	1	3	0	0	2	7	4.0	
DELAWARE	11/20/17	16		3-4	.750	1-1	1.000	1-1	1.000	0	1	1.3	0	3	2	0	0	8	5.0	
LONGWOOD	11/21/17	15		2-4	.500	1-3	.333	2-2	1.000	0	0	1.0	1	1	0	0	3	7	5.4	
at Wake Forest	11/24/17	22		2-3	.667	1-2	.500	0-0	.000	0	1	1.0	2	2	0	0	0	5	5.3	
at Presbyterian	11/28/17	19		1-5	.200	1-4	.250	0-0	.000	0	0	0.9	3	3	1	0	0	3	5.0	
at Liberty	12/02/17	30		1-2	.500	1-2	.500	2-2	1.000	0	4	1.3	5	2	1	0	2	5	5.0	
ELON	12/07/17	21		3-7	.429	2-5	.400	0-0	.000	0	0	1.1	0	2	2	0	1	8	5.3	
UNCW	12/13/17	20		1-7	.143	0-3	.000	2-2	1.000	0	1	1.1	1	0	0	0	2	4	5.2	
at NC State	12/16/17	14		1-3	.333	0-0	.000	4-4	1.000	0	1	1.1	5	2	0	0	0	6	5.3	
UNC ASHEVILLE	12/19/17	15		0-0	.000	0-0	.000	0-0	.000	1	0	1.1	0	0	1	0	0	0	4.8	
SOUTHEASTERN	12/21/17	18		3-6	.500	0-2	.000	2-4	.500	0	4	1.3	2	2	2	0	0	8	5.1	
WOFFORD	12/30/17	19		3-4	.750	1-2	.500	0-0	.000	0	0	1.2	1	0	2	0	1	7	5.2	
at VMI	01/06/18	21		2-4	.500	1-2	.500	0-0	.000	0	1	1.2	1	1	1	0	0	5	5.2	
at ETSU	01/11/18	16		2-7	.286	0-2	.000	0-0	.000	0	2	1.3	1	2	1	0	0	4	5.1	
at Western Carolina	01/13/18	13		0-0	.000	0-0	.000	0-1	.000	0	0	1.2	2	1	2	0	1	0	4.8	
THE CITADEL	01/18/18	11		2-7	.286	1-4	.250	0-0	.000	0	1	1.2	2	0	2	0	0	5	4.8	
MERCER	01/20/18	14		0-2	.000	0-2	.000	0-0	.000	0	0	1.1	1	0	0	0	2	0	4.6	
FURMAN	01/24/18	12		0-4	.000	0-1	.000	0-0	.000	0	1	1.1	1	1	1	0	1	0	4.4	
at Samford	01/27/18	dnp		-	-	-	-	-	-	-	-	-	-	-	-	-	-	-	-	
at Chattanooga	01/29/18	dnp		-	-	-	-	-	-	-	-	-	-	-	-	-	-	-	-	
VMI	02/01/18	dnp		-	-	-	-	-	-	-	-	-	-	-	-	-	-	-	-	
at Furman	02/07/18	dnp		-	-	-	-	-	-	-	-	-	-	-	-	-	-	-	-	
WESTERN CAROLINA	02/10/18	dnp		-	-	-	-	-	-	-	-	-	-	-	-	-	-	-	-	
ETSU	02/12/18	dnp		-	-	-	-	-	-	-	-	-	-	-	-	-	-	-	-	
at The Citadel	2/15/18	dnp		-	-	-	-	-	-	-	-	-	-	-	-	-	-	-	-	
at Mercer	02/17/18	dnp		-	-	-	-	-	-	-	-	-	-	-	-	-	-	-	-	
at Wofford	2/20/18	dnp		-	-	-	-	-	-	-	-	-	-	-	-	-	-	-	-	
CHATTANOOGA	02/23/18	3		0-1	.000	0-1	.000	0-0	.000	0	0	1.0	1	0	0	0	1	0	4.1	
Totals		0	343	30-79	.380	12-40	.300	15-21	.714	1	21	22	1.0	30	28	22	0	16	87	4.1

Games played: 21
 Minutes/game: 16.3
 Points/game: 4.1
 FG Pct: 38.0
 3FG Pct: 30.0
 FT Pct: 71.4

Rebounds/game: 1.0
 Assists/game: 1.3
 Turnovers/game: 1.0
 Assist/turnover ratio: 1.3
 Steals/game: 0.8

MALIK MASSEY'S CAREER STATISTICS

Season	gp-gs	min/avg	Total		3-Point		F-Throws		Rebounds				Scoring							
			fg-fga	pct	fg-fga	pct	ft-fa	pct	off	def	tot	avg	pf	fo	ast	to	blk	stl	pts	avg
2016-17	35-0	554/15.8	43-109	.394	25-56	.446	11-19	.579	3	27	30	0.9	37	0	34	23	0	18	122	3.5
2017-18	21-0	343/16.3	30-79	.380	12-40	.300	15-21	.714	1	21	22	1.0	30	2	28	22	0	16	87	4.1
TOTAL	56-0	897/16.0	73-188	.388	37-96	.385	26-40	.650	4	48	52	0.9	67	2	62	45	0	34	209	3.7



2017-18 UNCG MEN'S BASKETBALL



Jelani Mofford's Notebook



#3

JELANI MOFFORD

JUNIOR

SEASON HIGHS

Points
 Rebounds
 Assists
 Steals
 Blocks
 FG Made
 FG Att
 3FG Made
 3FG Att
 FT Made
 FT Att

CAREER HIGHS

Points 5 vs. S. Wesleyan (12/14/16)
 Rebounds 1 vs. Belmont Abbey (12/12/15)
 Assists1, two times
 Steals1, two times
 Blocksn/a
 FG Made 2 vs. S. Wesleyan (12/14/16)
 FG Att 4 vs. Mars Hill (12/5/16)
 3FG Made1, two times
 3FG Att 3 vs. Mars Hill (12/5/16)
 FT Maden/a
 FT Attn/a

JELANI MOFFORD'S CAREER STATISTICS

Season	gp-gs	min/avg	Total		3-Point		F-Throws		Rebounds				Scoring							
			fg-fga	pct	fg-fga	pct	ft-fta	pct	off	def	tot	avg	pf	fo	ast	to	blk	stl	pts	avg
2015-16	6-0	8/1.3	2-3	.667	0-0	.000	0-0	.000	0	1	1	0.2	1	0	1	0	0	1	4	0.7
2016-17	4-0	17/4.3	3-6	.500	2-4	.500	0-0	.000	0	0	0	0.0	3	0	1	1	0	1	8	2.0
TOTAL	10-0	25/2.5	5-9	.556	2-4	.500	0-0	.000	0	1	1	0.1	4	0	2	1	0	2	12	1.2



2017-18 UNCG MEN'S BASKETBALL



Francis Alonso's Notebook

Scored nine points against Virginia in opener ... Scored 13 points in 21 minutes against Ferrum, hitting 3-of-7 from 3-point land ... Scored a career-high 32 points against Delaware, hitting 10-of-14 from the field, 8-of-10 from the free throw line and 4-of-4 from the free throw line ... Scored 31 points against Wake Forest, hitting 11-of-17 from the field, 7-of-10 from 3-point land and 2-of-2 from the free throw line ... Scored a career-high 36 points at Liberty, hitting the game-winning shot with 2.4 seconds remaining in third overtime ... Hit the game-tying basket with 5.3 seconds in regulation and again in the second overtime, both 3-pointers ... Named the SoCon Player of the Week for his performance against Liberty ... Scored eight points and dished out seven assists against Elon in 24 minutes ... Added 19 points, 14 in the second half, against UNCW hitting 5-of-8 from 3-point land ... Scored a team-high 17 points against N.C. State, hitting three 3-pointers ... Scored 26 points, including 18 in the second half as UNCG rallied to beat Wofford in the SoCon Opener, hitting 6-of-10 from 3-point land ... Scored 19 points against VMI, hitting 6-of-7 from the free throw line ... Scored 20 points at Western Carolina, 18 of which came in the second half as he hit four 3-pointers ... Led the team with 17 points and six assists against Mercer ... Scored a team-high 17 points on 2-of-3 shooting from 3-point land and 7-of-8 from free throw line against Furman ... Scored a team-high 24 points at Samford, tying his career-high with eight 3-pointers, connecting on 8-of-9 from deep ... Scored 20 points against ETSU, hitting 3-of-7 from 3-point land and 5-of-5 from the free throw line ... Scored 24 points on 8-of-15 shooting from the field and 6-of-9 from 3-point land at Wofford.

#10

FRANCIS ALONSO

JUNIOR

SEASON HIGHS

Points 36 at Liberty (12/2/17)
Rebounds 5 vs. Furman (1/24/18)
Assists 7 vs. Elon (12/7/17)
Steals 4 at N.C. State (12/16/17)
Blocks 1, two times
FG Made 11 at Wake Forest (11/24/17)
FG Att 31 at Liberty (12/2/17)
3FG Made 8, two times
3FG Att 19 at Liberty (12/2/17)
FT Made 9 at Liberty (12/2/17)
FT Att 11 at Liberty (12/2/17)

CAREER HIGHS

Points 36 at Liberty (12/2/17)
Rebounds 5, three times
Assists 7, two times
Steals 4 at N.C. State (12/16/17)
Blocks 1, nine times
FG Made 11 at Wake Forest (11/24/17)
FG Att 31 at Liberty (12/2/17)
3FG Made 8, two times
3FG Att 19 at Liberty (12/2/17)
FT Made 10, two times
FT Att 12 vs. ETSU (2/6/16)

Opponent	Date	gs	min	Total		3-Pointers		Free throws		Rebounds					pts	avg					
				fg-fga	pct	3fg-fga	pct	ft-fa	pct	off	def	tot	avg	pf			a	to	blk	stl	
at Virginia	11/10/17	*	31	3-12	.250	0-6	.000	3-4	.750	2	1	3	3.0	1	3	5	0	1	9	9.0	
N.C. WESLEYAN	11/15/17	*	23	1-6	.167	0-4	.000	0-0	.000	0	3	3	3.0	2	2	1	1	1	2	5.5	
FERRUM COLLEGE	11/17/17	*	21	5-9	.556	3-7	.429	0-0	.000	0	1	1	2.3	2	3	1	0	3	13	8.0	
DELAWARE	11/20/17	*	31	10-14	.714	8-10	.800	4-4	1.000	0	3	3	2.5	2	4	3	0	1	32	14.0	
LONGWOOD	11/21/17	*	24	5-10	.500	3-6	.500	3-4	.750	0	1	1	2.2	2	1	1	0	0	16	14.4	
at Wake Forest	11/24/17	*	33	11-17	.647	7-10	.700	2-2	1.000	0	0	0	1.8	4	4	4	0	0	31	17.2	
at Presbyterian	11/28/17	*	34	4-11	.364	3-7	.429	5-5	1.000	0	2	2	1.9	1	1	3	0	0	16	17.0	
at Liberty	12/02/17	*	38	10-31	.323	7-19	.368	9-11	.818	0	4	4	2.1	4	3	5	0	2	36	19.4	
ELON	12/07/17	*	24	3-8	.375	2-6	.333	0-0	.000	1	2	3	2.2	0	7	1	0	2	8	18.1	
UNCW	12/13/17	*	26	6-11	.545	5-8	.625	2-2	1.000	0	0	0	2.0	4	3	5	0	0	19	18.2	
at NC State	12/16/17	*	31	6-14	.429	3-7	.429	2-3	.667	1	1	2	2.0	2	6	5	0	4	17	18.1	
UNC ASHEVILLE	12/19/17	*	31	4-12	.333	3-9	.333	1-1	1.000	0	2	2	2.0	3	4	4	0	3	12	17.6	
SOUTHEASTERN	12/21/17	*	25	6-10	.600	4-7	.571	4-4	1.000	0	2	2	2.0	4	0	2	0	0	20	17.8	
WOFFORD	12/30/17	*	33	8-16	.500	6-10	.600	4-4	1.000	0	3	3	2.1	2	1	2	0	1	26	18.4	
at VMI	01/06/18	*	32	5-13	.385	3-9	.333	6-7	.857	0	4	4	2.2	4	1	2	0	1	19	18.4	
at ETSU	01/11/18	*	30	4-11	.364	2-6	.333	0-0	.000	0	0	0	2.1	3	2	5	0	0	10	17.9	
at Western Carolina	01/13/18	*	31	7-15	.467	4-11	.364	2-3	.667	0	2	2	2.1	4	2	4	0	3	20	18.0	
THE CITADEL	01/18/18	*	27	1-4	.250	1-3	.333	0-0	.000	0	4	4	2.2	1	3	1	0	1	3	17.2	
MERCER	01/20/18	*	34	4-11	.364	3-7	.429	6-7	.857	1	0	1	2.1	3	6	1	0	0	17	17.2	
FURMAN	01/24/18	*	30	4-8	.500	2-3	.667	7-8	.875	0	5	5	2.3	1	4	2	0	1	17	17.2	
at Samford	01/27/18	*	28	8-10	.800	8-9	.889	0-0	.000	0	4	4	2.3	2	3	3	0	0	24	17.5	
at Chattanooga	01/29/18	*	38	7-21	.333	4-16	.250	2-2	1.000	2	2	4	2.4	5	4	2	0	1	20	17.6	
VMI	02/01/18	*	27	2-10	.200	2-9	.222	0-0	.000	1	1	2	2.4	3	2	1	1	2	6	17.1	
at Furman	02/07/18	*	30	4-10	.400	2-6	.333	2-2	1.000	1	3	4	2.5	2	4	2	0	2	12	16.9	
WESTERN CAROLINA	02/10/18	*	30	2-9	.222	1-7	.143	0-0	.000	2	1	3	2.5	2	4	4	0	2	5	16.4	
ETSU	02/12/18	*	31	6-13	.462	3-7	.429	5-5	1.000	0	2	2	2.5	2	1	0	0	2	20	16.5	
at The Citadel	2/15/18	*	26	3-10	.300	1-6	.167	0-0	.000	0	1	1	2.4	2	0	2	0	1	7	16.2	
at Mercer	02/17/18	*	27	6-14	.429	4-10	.400	2-2	1.000	0	0	0	2.3	4	2	2	0	0	18	16.3	
at Wofford	2/20/18	*	31	8-15	.533	6-9	.667	2-2	1.000	1	3	4	2.4	1	4	3	0	1	24	16.5	
CHATTANOOGA	02/23/18	*	21	2-9	.222	2-7	.286	1-2	.500	0	0	0	2.3	0	3	2	0	0	7	16.2	
Totals			30	878	155-364	.426	102-241	.423	74-84	.881	12	57	69	2.3	72	87	78	2	35	486	16.2

Games played: 30
 Minutes/game: 29.3
 Points/game: 16.2
 FG Pct: 42.6
 3FG Pct: 42.3
 FT Pct: 88.1

Rebounds/game: 2.3
 Assists/game: 2.9
 Turnovers/game: 2.6
 Assist/turnover ratio: 1.1
 Steals/game: 1.2
 Blocks/game: 0.1

FRANCIS ALONSO'S CAREER STATISTICS

Season	gp-gs	min/avg	Total		3-Point		F-Throws		Rebounds				Scoring							
			fg-fga	pct	fg-fga	pct	ft-fa	pct	off	def	tot	avg	pf	fo	ast	to	blk	stl	pts	avg
2015-16	34-26	965/28.4	139-313	.444	85-215	.395	80-94	.851	8	52	60	1.8	67	3	61	66	5	18	443	13.0
2016-17	35-34	1007/28.8	152-338	.450	102-221	.462	114-130	.877	11	55	66	1.9	83	1	71	64	2	29	520	14.9
2017-18	30-30	878/29.3	155-364	.426	102-241	.423	74-84	.881	12	57	69	2.3	72	1	87	78	2	35	486	16.2
TOTAL	99-90	2850/28.8	446-1015	.439	289-677	.427	268-308	.870	31	164	195	2.0	222	5	219	208	9	82	1449	14.6



2017-18 UNCG MEN'S BASKETBALL



Demetrius Troy's Notebook

Scored 15 points at Presbyterian, hitting 6-of-9 from the field and 3-of-6 from 3-point land ... Scored eight points and hit a pair of 3-pointers against Elon ... Dished out seven assists without a turnover against UNCW ... Posted eight points, four assists and four rebounds against N.C. State .. Dished out seven assists in the SoCon opener against Wofford ... Recorded seven assists against Western Carolina in 27 minutes of play ... Scored 12 points and dished out eight assists against The Citadel with just two turnovers ... Added 12 points against Mercer, while grabbing four rebounds and posting two steals ... Scored 11 points and dished out four assists against Furman ... Dished out a career-high 11 assists at Samford ... Scored 12 points and dished out five assists at Furman ... Scored a season-high 17 points against ETSU, hitting 6-of-8 from the field and a perfect 4-of-4 from 3-point land ... Recorded his first career double-double with 10 points and 10 assists at Mercer.

#11

DEMETRIUS TROY

JUNIOR

SEASON HIGHS

Points 17 vs. ETSU (2/12/18)
Rebounds 4, five times
Assists 11 at Samford (1/27/18)
Steals 4, two times
Blocks 1 vs. WCU (2/10/18)
FG Made 6, two times
FG Att 10 at Liberty (12/2/17)
3FG Made 4, two times
3FG Att 7 at Liberty (12/2/17)
FT Made 2, six times
FT Att 3, four times

CAREER HIGHS

Points 20 at VMI (1/14/17)
Rebounds 6 vs. Wake Forest (12/9/16)
Assists 11 at Samford (1/27/18)
Steals 5 vs. ETSU (2/6/16)
Blocks 1, three times
FG Made 7 at VMI (1/14/17)
FG Att 12 at Georgetown (12/22/16)
3FG Made 4, five times
3FG Att 7, three times
FT Made 4 at Georgetown (12/22/16)
FT Att 4, two times

Opponent	Date	gs	min	Total		3-Pointers		Free throws		Rebounds				pf	a	t/o	blk	stl	pts	avg	
				fg-fga	pct	3fg-fga	pct	ft-fa	pct	off	def	tot	avg								
at Virginia	11/10/17	*	27	2-9	.222	0-5	.000	0-2	.000	0	0	0	0.0	1	1	4	0	1	4	4.0	
N.C. WESLEYAN	11/15/17	*	22	2-7	.286	2-6	.333	0-0	.000	0	2	2	1.0	1	5	4	0	2	6	5.0	
FERRUM COLLEGE	11/17/17	*	15	2-5	.400	2-5	.400	2-3	.667	0	2	2	1.3	1	2	2	0	2	8	6.0	
DELAWARE	11/20/17	*	27	2-8	.250	2-6	.333	2-3	.667	0	2	2	1.5	0	4	1	0	0	8	6.5	
LONGWOOD	11/21/17	*	23	2-7	.286	1-6	.167	0-1	.000	0	2	2	1.6	1	6	5	0	1	5	6.2	
at Wake Forest	11/24/17	*	25	2-6	.333	1-3	.333	2-3	.667	0	0	0	1.3	0	1	1	0	2	7	6.3	
at Presbyterian	11/28/17	*	27	6-9	.667	3-6	.500	0-0	.000	0	2	2	1.4	1	1	1	0	4	15	7.6	
at Liberty	12/02/17	*	34	2-10	.200	1-7	.143	0-2	.000	0	1	1	1.4	2	2	3	0	0	5	7.3	
ELON	12/07/17	*	18	3-8	.375	2-6	.333	0-0	.000	0	3	3	1.6	0	1	1	0	2	8	7.3	
UNCW	12/13/17	*	25	2-4	.500	0-0	.000	0-0	.000	0	0	0	1.4	2	7	0	2	4	7.0		
at NC State	12/16/17	*	24	3-5	.600	1-2	.500	1-2	.500	0	4	4	1.6	2	4	3	0	1	8	7.1	
UNC ASHEVILLE	12/19/17	*	24	2-8	.250	1-4	.250	0-0	.000	0	0	0	1.5	1	6	4	0	1	5	6.9	
SOUTHEASTERN	12/21/17	*	22	3-6	.500	2-3	.667	0-0	.000	0	1	1	1.5	1	3	1	0	1	8	7.0	
WOFFORD	12/30/17	*	21	0-2	.000	0-1	.000	0-0	.000	0	3	3	1.6	1	7	1	0	0	0	6.5	
at VMI	01/06/18	*	25	3-5	.600	1-3	.333	0-0	.000	0	2	2	1.6	1	2	2	0	1	7	6.5	
at ETSU	01/11/18	*	22	0-4	.000	0-2	.000	2-2	1.000	1	1	2	1.6	0	2	3	0	0	2	6.3	
at Western Carolina	01/13/18	*	27	1-4	.250	0-2	.000	0-0	.000	0	1	1	1.6	2	7	1	0	0	2	6.0	
THE CITADEL	01/18/18	*	29	4-5	.800	4-5	.800	0-0	.000	1	3	4	1.7	0	8	2	0	1	12	6.3	
MERCER	01/20/18	*	31	4-9	.444	2-4	.500	2-2	1.000	0	4	4	1.8	1	1	2	0	2	12	6.6	
FURMAN	01/24/18	*	28	4-7	.571	1-3	.333	2-2	1.000	0	1	1	1.8	0	4	1	0	2	11	6.9	
at Samford	01/27/18	*	26	0-0	.000	0-0	.000	0-0	.000	0	1	1	1.8	4	11	5	0	2	0	6.5	
at Chattanooga	01/29/18	*	39	0-7	.000	0-4	.000	2-2	1.000	0	0	0	1.7	1	6	1	0	2	2	6.3	
VMI	02/01/18	*	23	2-9	.222	1-6	.167	0-0	.000	0	3	3	1.7	1	1	1	0	2	5	6.3	
at Furman	02/07/18	*	26	5-8	.625	1-2	.500	1-1	1.000	0	4	4	1.8	1	5	4	0	1	12	6.5	
WESTERN CAROLINA	02/10/18	*	24	3-7	.429	3-5	.600	1-3	.333	0	3	3	1.9	1	3	2	1	2	10	6.6	
ETSU	02/12/18	*	31	6-8	.750	4-4	1.000	1-1	1.000	0	4	4	2.0	1	3	3	0	1	17	7.0	
at The Citadel	2/15/18	*	26	3-7	.429	2-4	.500	0-0	.000	0	4	4	2.0	1	2	3	0	2	8	7.1	
at Mercer	02/17/18	*	32	3-8	.375	3-5	.600	1-2	.500	1	3	4	2.1	3	10	0	0	4	10	7.2	
at Wofford	2/20/18	*	23	2-5	.400	2-3	.667	0-0	.000	0	2	2	2.1	1	4	3	0	1	6	7.1	
CHATTANOOGA	02/23/18	*	21	3-9	.333	2-5	.400	0-0	.000	0	3	3	2.1	0	4	0	0	0	8	7.2	
Totals			30	767	76-196	.388	44-117	.376	19-31	.613	3	61	64	2.1	32	123	64	1	42	215	7.2

Games played: 30
 Minutes/game: 25.6
 Points/game: 7.2
 FG Pct: 38.8
 3FG Pct: 37.6
 FT Pct: 61.3

Rebounds/game: 2.1
 Assists/game: 4.1
 Turnovers/game: 2.1
 Assist/turnover ratio: 1.9
 Steals/game: 1.4
 Blocks/game: 0.0

DEMETRIUS TROY'S CAREER STATISTICS

Season	gp-gs	min/avg	Total		3-Point		F-Throws		Rebounds				Scoring							
			fg-fga	pct	fg-fga	pct	ft-fa	pct	off	def	tot	avg	pf	fo	ast	to	blk	stl	pts	avg
2015-16	27-0	525/19.4	57-152	.375	32-78	.410	17-23	.739	10	47	57	2.1	54	0	61	39	2	30	163	6.0
2016-17	34-2	708/20.8	83-199	.417	44-115	.383	25-33	.758	15	62	77	2.3	46	1	117	60	1	36	235	6.9
2017-18	30-30	767/25.6	76-196	.388	44-117	.376	19-31	.613	3	61	64	2.1	32	0	123	64	1	42	215	7.2
TOTAL	91-32	2000/22.0	216-547	.395	120-310	.387	61-87	.701	28	170	198	2.2	132	1	301	163	4	108	613	6.7



2017-18 UNCG MEN'S BASKETBALL



Justin Jordan's Notebook

Missed the games against UNCW and N.C. State due to a hamstring injury ... Scored five points and had an assist at Samford ... Added four points in 11 minutes at Furman, hitting 2-of-4 from the field.

#13

JUSTIN JORDAN

SENIOR

SEASON HIGHS

Points5 at Samford (1/27/18)
Rebounds2, five times
Assists3, two times
Steals1 vs. Ferrum (11/17/17)
Blocks
FG Made2, two times
FG Att4 at Furman (2/7/18)
3FG Made
3FG Att
FT Made3 at Samford (1/27/18)
FT Att4 at Samford (1/27/18)

CAREER HIGHS

Points5 at Samford (1/27/18)
Rebounds2, five times
Assists3, two times
Steals1, four times
Blocksn/a
FG Made2, three times
FG Att4 at Furman (2/7/18)
3FG Made1 vs. Western Carolina (1/7/17)
3FG Att1 vs. Western Carolina (1/7/17)
FT Made3 at Samford (1/27/18)
FT Att4 at Samford (1/27/18)

Opponent	Date	gs	min	Total		3-Pointers		Free throws		Rebounds							pts	avg				
				fg-fga	pct	3fg-fga	pct	ft-fa	pct	off	def	tot	avg	pf	a	t/o			blk	stl		
at Virginia	11/10/17	2		0-0	.000	0-0	.000	0-0	.000	0	0	0	0.0	1	0	0	0	0	0	0	0	0.0
N.C. WESLEYAN	11/15/17	11		0-0	.000	0-0	.000	0-0	.000	0	2	2	1.0	0	1	0	0	0	0	0	0	0.0
FERRUM COLLEGE	11/17/17	17		2-2	1.000	0-0	.000	0-0	.000	0	0	0	0.7	1	3	0	0	1	4	1	4	1.3
DELAWARE	11/20/17	dnp		-	-	-	-	-	-	-	-	-	-	-	-	-	-	-	-	-	-	-
LONGWOOD	11/21/17	12		0-0	.000	0-0	.000	0-0	.000	0	2	2	1.0	0	1	1	0	4	0	1	0	1.0
at Wake Forest	11/24/17	dnp		-	-	-	-	-	-	-	-	-	-	-	-	-	-	-	-	-	-	-
at Presbyterian	11/28/17	dnp		-	-	-	-	-	-	-	-	-	-	-	-	-	-	-	-	-	-	-
at Liberty	12/02/17	3		0-0	.000	0-0	.000	0-0	.000	0	2	2	1.2	1	0	1	0	0	0	0	0	0.8
ELON	12/07/17	3		1-1	1.000	0-0	.000	0-0	.000	0	0	0	1.0	1	0	0	0	0	0	2	1	1.0
UNCW	12/13/17	dnp		-	-	-	-	-	-	-	-	-	-	-	-	-	-	-	-	-	-	-
at NC State	12/16/17	dnp		-	-	-	-	-	-	-	-	-	-	-	-	-	-	-	-	-	-	-
UNC ASHEVILLE	12/19/17	dnp		-	-	-	-	-	-	-	-	-	-	-	-	-	-	-	-	-	-	-
SOUTHEASTERN	12/21/17	3		0-0	.000	0-0	.000	0-0	.000	0	1	1	1.0	0	0	1	0	0	0	0	0	0.9
WOFFORD	12/30/17	dnp		-	-	-	-	-	-	-	-	-	-	-	-	-	-	-	-	-	-	-
at VMI	01/06/18	2		0-0	.000	0-0	.000	0-0	.000	0	0	0	0.9	1	0	0	0	0	0	0	0	0.8
at ETSU	01/11/18	dnp		-	-	-	-	-	-	-	-	-	-	-	-	-	-	-	-	-	-	-
at Western Carolina	01/13/18	dnp		-	-	-	-	-	-	-	-	-	-	-	-	-	-	-	-	-	-	-
THE CITADEL	01/18/18	dnp		-	-	-	-	-	-	-	-	-	-	-	-	-	-	-	-	-	-	-
MERCER	01/20/18	dnp		-	-	-	-	-	-	-	-	-	-	-	-	-	-	-	-	-	-	-
FURMAN	01/24/18	dnp		-	-	-	-	-	-	-	-	-	-	-	-	-	-	-	-	-	-	-
at Samford	01/27/18	13		1-2	.500	0-0	.000	3-4	.750	0	0	0	0.8	2	1	0	0	0	0	5	1	1.2
at Chattanooga	01/29/18	4		0-1	.000	0-0	.000	0-0	.000	0	0	0	0.7	0	0	0	0	0	0	0	0	1.1
VMI	02/01/18	12		1-1	1.000	0-0	.000	0-0	.000	0	0	0	0.6	1	2	1	0	0	0	2	1	1.2
at Furman	02/07/18	11		2-4	.500	0-0	.000	0-0	.000	1	1	2	0.8	1	1	1	0	0	4	1	4	1.4
WESTERN CAROLINA	02/10/18	6		0-0	.000	0-0	.000	0-0	.000	0	1	1	0.8	1	0	0	0	0	0	0	0	1.3
ETSU	02/12/18	13		0-0	.000	0-0	.000	0-0	.000	0	2	2	0.9	0	2	1	0	0	0	0	0	1.2
at The Citadel	2/15/18	9		0-1	.000	0-0	.000	0-0	.000	0	2	2	0.9	1	3	1	0	0	0	0	0	1.1
at Mercer	2/17/18	4		0-1	.000	0-0	.000	0-0	.000	0	0	0	0.9	0	1	1	0	0	0	0	0	1.1
at Wofford	2/20/18	11		1-2	.500	0-0	.000	0-0	.000	0	1	1	0.9	2	1	1	0	1	2	1	2	1.1
CHATTANOOGA	02/23/18	13		0-1	.000	0-0	.000	0-0	.000	0	1	1	0.9	1	3	0	0	0	0	0	0	1.1
Totals		0	149	8-16	.500	0-0	.000	3-4	.750	1	15	16	0.9	14	19	9	0	6	19	1	1.1	

Games played: 18
 Minutes/game: 8.3
 Points/game: 1.1
 FG Pct: 50.0
 FT Pct: 75.0


Rebounds/game: 0.9
 Assists/game: 1.1
 Turnovers/game: 0.5
 Assist/turnover ratio: 2.1
 Steals/game: 0.3

JUSTIN JORDAN'S CAREER STATISTICS

Season	gp-gs	min/avg	Total		3-Point		F-Throws			Rebounds				Scoring						
			fg-fga	pct	fg-fga	pct	ft-fa	pct	off	def	tot	avg	pf	fo	ast	to	blk	stl	pts	avg
2016-17	6-0	35/5.8	3-8	.375	1-2	.500	2-2	1.000	0	5	5	0.8	2	0	1	2	0	3	9	1.5
2017-18	18-0	149/8.3	8-16	.500	0-0	.000	3-4	.750	1	15	16	0.9	14	0	19	9	0	6	19	1.1
TOTAL	24-0	184/7.7	11-24	.458	1-2	.500	5-6	.833	1	20	21	0.9	16	0	20	11	0	9	28	1.2



2017-18 UNCG MEN'S BASKETBALL



Kyrin Galloway's Notebook

Scored a career-high 12 points off the bench against N.C. Wesleyan, hitting 6-of-8 from the field ... Scored 11 points off the bench against Longwood, hitting 4-of-6 from the field and grabbing five rebounds ... Grabbed a career-high 11 rebounds off the bench against UNCW ... Got his first start of the year against Southeastern ... Scored seven points on 3-of-3 shooting from the field and 1-of-1 from the free throw line against Wofford ... Scored 10 points in 23 minutes off the bench against ETSU, hitting 4-of-7 from the field and 2-of-4 from 3-point land ... Scored eight points, grabbed six rebounds and posted three assists at Samford ... Scored a career-high 14 points, hitting 6-of-6 from the field and 2-of-2 from 3-point land at Chattanooga ... Blocked three shots against ETSU, helping team set single-game record with 14 blocks ... Scored 12 points and grabbed six rebounds at The Citadel in 17 minutes.

#14

KYRIN GALLOWAY

SOPHOMORE

SEASON HIGHS

Points14 at Chattanooga (1/29/18)
Rebounds11 vs. UNCW (12/13/17)
Assists3 at Samford (1/27/18)
Steals 2, three times
Blocks3, two times
FG Made6, two times
FG Att 8 vs. N.C. Wesleyan (11/15/17)
3FG Made2, two times
3FG Att. 4 at ETSU (1/11/18)
FT Made4, two times
FT Att.7 vs. Longwood (11/21/17)

CAREER HIGHS

Points14 at Chattanooga (1/29/18)
Rebounds11 vs. UNCW (12/13/17)
Assists3 at Samford (1/27/18)
Steals 2, four times
Blocks 4 at Chattanooga (2/2/17)
FG Made6, two times
FG Att 8 vs. N.C. Wesleyan (11/15/17)
3FG Made2, two times
3FG Att. 4 at ETSU (1/11/18)
FT Made 4, three times
FT Att.7 vs. Longwood (11/21/17)

Opponent	Date	gs	min	Total		3-Pointers		Free throws		Rebounds				pf	a	t/o	blk	stl	pts	avg
				fg-fga	pct	3fg-fga	pct	ft-fa	pct	off	def	tot	avg							
at Virginia	11/10/17	21		2-3	.667	1-2	.500	2-2	1.000	0	3	3	3.0	2	0	0	0	0	7	7.0
N.C. WESLEYAN	11/15/17	20		6-8	.750	0-0	.000	0-0	.000	3	1	4	3.5	0	0	1	1	2	12	9.5
FERRUM COLLEGE	11/17/17	15		1-1	1.000	1-1	1.000	0-0	.000	2	5	7	4.7	2	1	1	0	1	3	7.3
DELAWARE	11/20/17	18		1-2	.500	0-1	.000	0-0	.000	1	4	5	4.8	3	2	3	0	0	2	6.0
LONGWOOD	11/21/17	19		4-6	.667	0-2	.000	3-7	.429	3	2	5	4.8	3	0	1	0	0	11	7.0
at Wake Forest	11/24/17	16		2-3	.667	0-1	.000	0-2	.000	1	1	2	4.3	3	0	1	0	2	4	6.5
at Presbyterian	11/28/17	20		3-4	.750	2-2	1.000	0-1	.000	0	4	4	4.3	2	0	1	0	0	8	6.7
at Liberty	12/02/17	24		3-3	1.000	0-0	.000	0-0	.000	2	2	4	4.3	2	0	0	1	0	6	6.6
ELON	12/07/17	25		1-3	.333	0-1	.000	0-0	.000	1	6	7	4.6	2	0	0	0	0	2	6.1
UNCW	12/13/17	23		1-5	.200	0-1	.000	1-2	.500	3	8	11	5.2	1	0	0	1	2	3	5.8
at NC State	12/16/17	21		2-4	.500	0-1	.000	0-0	.000	1	5	6	5.3	1	0	0	0	0	4	5.6
UNC ASHEVILLE	12/19/17	12		1-3	.333	0-1	.000	0-0	.000	1	2	3	5.1	2	0	1	0	0	2	5.3
SOUTHEASTERN	12/21/17 *	14		2-2	1.000	0-0	.000	3-4	.750	2	0	2	4.8	5	0	1	0	0	7	5.5
WOFFORD	12/30/17	14		3-3	1.000	0-0	.000	1-1	1.000	1	0	1	4.6	2	1	0	0	0	7	5.6
at VMI	01/06/18	14		2-4	.500	0-0	.000	0-0	.000	1	3	4	4.5	0	0	2	0	0	4	5.5
at ETSU	01/11/18	23		4-7	.571	2-4	.500	0-0	.000	1	2	3	4.4	0	1	0	0	0	10	5.8
at Western Carolina	01/13/18	20		3-4	.750	1-2	.500	0-0	.000	0	4	4	4.4	2	0	1	1	0	7	5.8
THE CITADEL	01/18/18	22		1-6	.167	0-2	.000	2-3	.667	2	5	7	4.6	2	0	2	1	0	4	5.7
MERCER	01/20/18	18		0-1	.000	0-1	.000	1-2	.500	2	1	3	4.5	2	0	0	0	0	1	5.5
FURMAN	01/24/18	15		2-4	.500	0-0	.000	1-2	.500	0	1	1	4.3	1	0	1	2	0	5	5.5
at Samford	01/27/18	23		2-3	.667	0-0	.000	4-4	1.000	2	4	6	4.4	0	3	0	0	0	8	5.6
at Chattanooga	01/29/18	32		6-6	1.000	2-2	1.000	0-0	.000	1	3	4	4.4	5	0	0	0	1	14	6.0
VMI	02/01/18	20		2-6	.333	1-2	.500	1-2	.500	3	2	5	4.4	1	0	2	2	0	6	6.0
at Furman	02/07/18	22		2-4	.500	1-3	.333	0-0	.000	2	5	7	4.5	0	1	3	0	0	5	5.9
WESTERN CAROLINA	02/10/18	24		3-5	.600	0-2	.000	1-2	.500	0	3	3	4.4	0	0	2	1	0	7	6.0
ETSU	02/12/18	15		1-5	.200	0-2	.000	0-0	.000	0	3	3	4.4	3	0	1	3	0	2	5.8
at The Citadel	2/15/18	17		4-7	.571	0-0	.000	4-5	.800	1	5	6	4.4	2	0	1	0	0	12	6.0
at Mercer	02/17/18	20		2-3	.667	0-1	.000	0-0	.000	1	1	2	4.4	3	0	1	0	0	4	6.0
at Wofford	2/20/18 *	30		3-6	.500	0-2	.000	0-1	.000	4	2	6	4.4	2	1	0	1	1	6	6.0
CHATTANOOGA	02/23/18	23		3-5	.600	0-1	.000	1-2	.500	4	0	4	4.4	0	0	2	3	1	7	6.0
Totals		2	600	72-126	.571	11-37	.297	25-42	.595	45	87	132	4.4	53	10	28	17	10	180	6.0

Games played: 30
 Minutes/game: 20.0
 Points/game: 6.0
 FG Pct: 57.1
 3FG Pct: 29.7
 FT Pct: 59.5

Rebounds/game: 4.4
 Assists/game: 0.3
 Turnovers/game: 0.9
 Assist/turnover ratio: 0.4
 Steals/game: 0.3
 Blocks/game: 0.6

KYRIN GALLOWAY'S CAREER STATISTICS

Season	gp-gs	min/avg	Total		3-Point		F-Throws		Rebounds				Scoring							
			fg-fga	pct	fg-fga	pct	ft-fa	pct	off	def	tot	avg	pf	fo	ast	to	blk	stl	pts	avg
2016-17	29-1	240/8.3	26-40	.650	0-1	.000	13-15	.867	23	41	64	2.2	27	0	7	6	15	6	65	2.2
2017-18	30-2	600/20.0	72-126	.571	11-37	.297	25-42	.595	45	87	132	4.4	53	2	10	28	17	10	180	6.0
TOTAL	59-3	840/14.2	98-166	.590	11-38	.289	38-57	.667	68	128	196	3.3	80	2	17	34	32	16	245	4.2



2017-18 UNCG MEN'S BASKETBALL



Garrett Collins' Notebook

Scored three points and grabbed two rebounds against Ferrum ... Scored six points on 2-of-3 shooting from deep off the bench against N.C. State ... Scored a career-high 12 points in 15 minutes off the bench against Wofford, hitting 4-of-8 from 3-point land ... Tallied five points and three rebounds at The Citadel ... Scored nine points on 3-of-7 shooting from 3-point land at Wofford ... Scored five points off the bench against Chattanooga without hitting a 3-pointer.

#15

GARRETT COLLINS

SENIOR

SEASON HIGHS

Points12 vs. Wofford (12/30/17)
Rebounds 5 vs. Wofford (12/30/17)
Assists 1, four times
Steals1, seven times
Blocks1, two times
FG Made 4 vs. Wofford (12/30/17)
FG Att 8 vs. Wofford (12/30/17)
3FG Made 4 vs. Wofford (12/30/17)
3FG Att 8 vs. Wofford (12/30/17)
FT Made2, two times
FT Att2, two times

CAREER HIGHS

Points12 vs. Wofford (12/30/17)
Rebounds5, two times
Assists2, two times
Steals 1, 12 times
Blocks 1, six times
FG Made 4 vs. Wofford (12/30/17)
FG Att 8 vs. Wofford (12/30/17)
3FG Made 4 vs. Wofford (12/30/17)
3FG Att 8 vs. Wofford (12/30/17)
FT Made2, six times
FT Att2, six times

Opponent	Date	gs	min	Total		3-Pointers		Free throws		Rebounds				pf	a	t/o	blk	stl	pts	avg
				fg-fga	pct	3fg-fga	pct	ft-fa	pct	off	def	tot	avg							
at Virginia	11/10/17	0	0-1	.000	0-1	.000	0-0	.000	0	0	0	0.0	0	0	0	0	0	0	0.0	
N.C. WESLEYAN	11/15/17	3	0-1	.000	0-1	.000	2-2	1.000	0	0	0	0.0	1	0	0	0	0	2	1.0	
FERRUM COLLEGE	11/17/17	10	1-2	.500	1-2	.500	0-0	.000	0	2	2	0.7	0	1	0	0	1	3	1.7	
DELAWARE	11/20/17	dnp	-	-	-	-	-	-	-	-	-	-	-	-	-	-	-	-	-	
LONGWOOD	11/21/17	2	2-3	.667	1-2	.500	0-0	.000	1	1	2	1.0	1	0	0	1	0	5	2.5	
at Wake Forest	11/24/17	0	0-0	.000	0-0	.000	0-0	.000	0	0	0	0.8	0	0	0	0	0	0	2.0	
at Presbyterian	11/28/17	dnp	-	-	-	-	-	-	-	-	-	-	-	-	-	-	-	-	-	
at Liberty	12/02/17	3	0-1	.000	0-1	.000	0-0	.000	0	0	0	0.7	0	0	0	0	0	0	1.7	
ELON	12/07/17	6	0-0	.000	0-0	.000	0-0	.000	0	1	1	0.7	1	0	0	0	0	0	1.4	
UNCW	12/13/17	6	0-2	.000	0-2	.000	2-2	1.000	0	1	1	0.8	0	0	0	0	0	2	1.5	
at NC State	12/16/17	7	2-3	.667	2-3	.667	0-0	.000	0	0	0	0.7	0	0	0	0	1	6	2.0	
UNC ASHEVILLE	12/19/17	8	0-2	.000	0-2	.000	0-0	.000	2	0	2	0.8	2	0	0	0	0	0	1.8	
SOUTHEASTERN	12/21/17	16	0-2	.000	0-2	.000	0-0	.000	0	1	1	0.8	1	1	1	1	0	1	0	1.6
WOFFORD	12/30/17	15	4-8	.500	4-8	.500	0-1	.000	1	4	5	1.2	1	0	1	0	0	12	2.5	
at VMI	01/06/18	6	1-1	1.000	1-1	1.000	0-0	.000	0	1	1	1.2	0	0	0	0	0	3	2.5	
at ETSU	01/11/18	11	0-2	.000	0-2	.000	0-0	.000	1	0	1	1.1	1	0	0	1	0	0	2.4	
at Western Carolina	01/13/18	3	1-2	.500	0-1	.000	0-0	.000	1	0	1	1.1	1	0	0	0	0	2	2.3	
THE CITADEL	01/18/18	8	2-2	1.000	1-1	1.000	0-0	.000	0	1	1	1.1	0	0	1	0	0	5	2.5	
MERCER	01/20/18	4	0-1	.000	0-1	.000	0-0	.000	1	0	1	1.1	0	0	0	0	0	0	2.4	
FURMAN	01/24/18	4	0-0	.000	0-0	.000	0-0	.000	0	0	0	1.1	1	0	1	0	0	0	2.2	
at Samford	01/27/18	5	1-2	.500	1-2	.500	0-0	.000	0	0	0	1.0	0	0	0	0	0	3	2.3	
at Chattanooga	01/29/18	22	2-5	.400	2-5	.400	0-0	.000	0	3	3	1.1	0	1	1	0	1	6	2.5	
VMI	02/01/18	11	1-4	.250	0-3	.000	1-1	1.000	0	1	1	1.1	1	0	1	0	1	3	2.5	
at Furman	02/07/18	3	1-1	1.000	0-0	.000	0-0	.000	0	0	0	1.0	1	0	0	0	0	2	2.5	
WESTERN CAROLINA	02/10/18	4	1-1	1.000	0-0	.000	2-2	1.000	0	0	0	1.0	0	0	0	0	0	4	2.5	
ETSU	02/12/18	1	0-0	.000	0-0	.000	0-0	.000	0	0	0	1.0	1	0	0	0	0	0	2.4	
at The Citadel	2/15/18	13	2-5	.400	1-4	.250	0-0	.000	0	3	3	1.0	2	1	0	0	1	5	2.5	
at Mercer	02/17/18	5	2-2	1.000	2-2	1.000	0-0	.000	1	0	1	1.0	0	0	0	0	0	6	2.7	
at Wofford	2/20/18	20	3-7	.429	3-7	.429	0-0	.000	1	1	2	1.1	2	0	0	0	1	9	2.9	
CHATTANOOGA	02/23/18	13	2-6	.333	0-3	.000	1-1	1.000	2	0	2	1.1	1	0	0	0	0	5	3.0	
Totals		0	209	28-66	.424	19-56	.339	8-9	.889	11	20	31	1.1	18	4	6	2	7	83	3.0

Games played: 28
 Minutes/game: 7.5
 Points/game: 3.0
 FG Pct: 42.4
 3FG Pct: 33.9
 FT Pct: 88.9

Rebounds/game: 1.1
 Assists/game: 0.1
 Turnovers/game: 0.2
 Assist/turnover ratio: 0.7
 Steals/game: 0.3
 Blocks/game: 0.1

GARRETT COLLINS' CAREER STATISTICS

Season	gp-gs	min/avg	Total		3-Point		F-Throws		Rebounds				pf	fo	ast	to	blk	stl	Scoring	
			fg-fga	pct	fg-fga	pct	ft-fa	pct	off	def	tot	avg							pts	avg
2014-15	9-0	28/3.1	5-7	.714	5-6	.833	0-0	.000	0	1	1	0.1	2	0	3	0	0	1	15	1.7
2015-16	16-0	89/5.6	7-16	.438	7-14	.500	6-6	1.000	4	14	18	1.1	5	0	2	2	3	1	27	1.7
2016-17	15-0	63/4.2	8-22	.364	6-19	.316	2-2	1.000	0	4	4	0.3	6	0	1	2	1	3	24	1.6
2017-18	28-0	209/7.5	28-66	.424	19-56	.339	8-9	.889	11	20	31	1.1	18	0	4	6	2	7	83	3.0
TOTAL	68-0	389/5.7	48-111	.432	37-95	.389	16-17	.941	15	39	54	0.8	31	0	10	10	6	12	149	2.2



2017-18 UNCG MEN'S BASKETBALL



James Dickey's Notebook

Scored six points, grabbed eight rebounds and blocked two shots against Virginia Scored 14 points and grabbed seven rebounds against North Carolina Wesleyan, hitting 6-of-8 from the field ... Grabbed nine rebounds and scored eight points against Ferrum ... Grabbed 11 rebounds and posted a career-high five shots against Longwood ... Scored a career-high 18 points and grabbed 13 rebounds against Presbyterian for his first double-double of the year ... Grabbed 14 rebounds at Liberty while blocking three shots ... Scored nine points and grabbed eight rebounds against Elon, hitting 4-of-5 from the field ... Grabbe 10 rebounds, blocked five shots and posted three steals against UNCW ... Missed the game against Southeastern due to illness ... Scored 11 points and grabbed seven rebounds against Wofford while blocking three shots ... Scored 14 points and grabbed nine rebounds against VMI, hitting 6-of-7 from the free throw line ... Posted 10 points and eight rebounds against The Citadel, hitting 4-of-5 from the field ... Scored 12 points and grabbed nine rebounds against Furman, hitting 5-of-6 from the field ... Scored 10 points, all in the second half at Samford ... Notched a double-double against VMI, scoring 12 points and grabbing 10 rebounds while also handing out four assists ... Recorded a double-double against Furman, scoring 11 points and grabbing 12 rebounds while connecting on 5-of-7 from the field ... Scored 11 points and grabbed nine rebounds against Western Carolina ... Set a UNCG single-game record with eight blocks against ETSU, helping Spartans set team record with 14 rejections ... Posted a double-double of 10 points and 10 rebounds at The Citadel ... Scored 10 points and grabbed 12 rebounds against Wofford.

#21

JAMES DICKEY

SOPHOMORE

SEASON HIGHS

Points 18 at Presbyterian (11/28/17)
Rebounds 14 at Liberty (12/2/17)
Assists 4, two times
Steals 3, three times
Blocks 8 vs. ETSU (2/12/18)
FG Made 9 at Presbyterian (11/28/17)
FG Att 11 at Presbyterian (11/28/17)
3FG Made n/a
3FG Att n/a
FT Made 6 at VMI (1/6/18)
FT Att 8, three times

CAREER HIGHS

Points 18 at Presbyterian (11/28/17)
Rebounds 19 vs. The Citadel (3/4/17)
Assists 4, three times
Steals 3, four times
Blocks 8 vs. ETSU (2/12/18)
FG Made 9 at Presbyterian (11/28/17)
FG Att 11 at Presbyterian (11/28/17)
3FG Made n/a
3FG Att 1 at ETSU (1/12/17)
FT Made 6 at VMI (1/6/18)
FT Att 8, three times

Opponent	Date	gs	min	Total		3-Pointers		Free throws		Rebounds				pf	a	t/o	blk	stl	pts	avg	
				fg-fga	pct	3fg-fga	pct	ft-fa	pct	off	def	tot	avg								
at Virginia	11/10/17	*	29	3-5	.600	0-0	.000	0-0	.000	4	4	8	8.0	4	0	1	2	0	6	6.0	
N.C. WESLEYAN	11/15/17	*	24	6-8	.750	0-0	.000	2-2	1.000	2	5	7	7.5	3	2	1	3	1	14	10.0	
FERRUM COLLEGE	11/17/17	*	22	3-9	.333	0-0	.000	2-4	.500	7	2	9	8.0	0	1	4	3	2	8	9.3	
DELAWARE	11/20/17	*	35	5-8	.625	0-0	.000	2-2	1.000	1	7	8	8.0	1	1	1	4	3	12	10.0	
LONGWOOD	11/21/17	*	28	1-5	.200	0-0	.000	0-0	.000	4	7	11	8.6	1	1	5	5	1	2	8.4	
at Wake Forest	11/24/17	*	31	1-7	.143	0-0	.000	3-8	.375	5	3	8	8.5	4	3	2	0	3	5	7.8	
at Presbyterian	11/28/17	*	34	9-11	.818	0-0	.000	0-2	.000	5	8	13	9.1	3	2	2	0	0	18	9.3	
at Liberty	12/02/17	*	42	1-6	.167	0-0	.000	4-8	.500	6	8	14	9.8	4	0	1	3	0	6	8.9	
ELON	12/07/17	*	25	4-5	.800	0-0	.000	1-2	.500	1	7	8	9.6	2	0	2	0	0	9	8.9	
UNCW	12/13/17	*	25	2-5	.400	0-0	.000	1-2	.500	3	7	10	9.6	2	2	7	5	3	5	8.5	
at NC State	12/16/17	*	20	1-3	.333	0-0	.000	0-0	.000	1	2	3	9.0	5	1	1	1	1	2	7.9	
UNCA-SHEVILLE	12/19/17	*	28	3-3	1.000	0-0	.000	4-6	.667	1	4	5	8.7	2	1	3	0	0	10	8.1	
SOUTHEASTERN	12/21/17	dnp																			
WOFFORD	12/30/17	*	31	5-9	.556	0-0	.000	1-2	.500	4	3	7	8.5	1	0	1	3	1	11	8.3	
at VMI	01/06/18	*	30	4-11	.364	0-0	.000	6-7	.857	5	4	9	8.6	2	1	2	2	2	14	8.7	
at ETSU	01/11/18	*	17	2-10	.200	0-0	.000	1-4	.250	5	1	6	8.4	5	0	0	0	0	5	8.5	
at Western Carolina	01/13/18	*	28	0-2	.000	0-0	.000	0-0	.000	4	4	8	8.4	2	1	3	2	1	0	7.9	
THE CITADEL	01/18/18	*	26	4-5	.800	0-0	.000	2-2	1.000	2	6	8	8.4	3	2	2	3	0	10	8.1	
MERCER	01/20/18	*	34	4-4	1.000	0-0	.000	1-2	.500	2	6	8	8.3	2	1	3	2	0	9	8.1	
FURMAN	01/24/18	*	31	5-6	.833	0-0	.000	2-4	.500	2	7	9	8.4	1	0	4	2	1	12	8.3	
at Samford	01/27/18	*	25	5-9	.556	0-0	.000	0-0	.000	1	3	4	8.2	2	0	3	2	0	10	8.4	
at Chattanooga	01/29/18	*	25	3-4	.750	0-0	.000	2-2	1.000	3	5	8	8.1	5	1	3	3	1	8	8.4	
VMI	02/01/18	*	26	4-7	.571	0-0	.000	4-6	.667	4	6	10	8.2	0	4	0	1	0	12	8.5	
at Furman	02/07/18	*	24	5-7	.714	0-0	.000	1-2	.500	3	9	12	8.4	2	1	4	0	1	11	8.7	
WESTERN CAROLINA	02/10/18	*	23	3-8	.375	0-0	.000	5-8	.625	3	6	9	8.4	2	1	2	1	0	11	8.8	
ETSU	02/12/18	*	31	4-9	.444	0-0	.000	0-2	.000	0	7	7	8.4	2	2	4	8	0	8	8.7	
at The Citadel	2/15/18	*	28	4-7	.571	0-0	.000	2-2	1.000	3	7	10	8.4	2	1	3	1	0	10	8.8	
at Mercer	02/17/18	*	27	3-3	1.000	0-0	.000	5-7	.714	2	3	5	8.3	3	2	3	3	0	11	8.9	
at Wofford	2/20/18	*	31	4-8	.500	0-0	.000	2-7	.286	2	10	12	8.4	3	4	2	1	1	10	8.9	
CHATTANOOGA	02/23/18	*	19	5-6	.833	0-0	.000	1-1	1.000	0	7	7	8.4	3	1	3	4	1	11	9.0	
Totals			29	799	103-190	.542	0-0	.000	54-94	.574	85	158	243	8.4	71	36	72	64	23	260	9.0

Games played: 29
 Minutes/game: 27.6
 Points/game: 9.0
 FG Pct: 54.2
 FT Pct: 57.4

Rebounds/game: 8.4
 Assists/game: 1.2
 Turnovers/game: 2.5
 Assist/turnover ratio: 0.5
 Steals/game: 0.8
 Blocks/game: 2.2

JAMES DICKEY'S CAREER STATISTICS

Season	gp-gs	min/avg	Total		3-Point		F-Throws			Rebounds				Scoring						
			fg-fga	pct	fg-fga	pct	ft-fa	pct	off	def	tot	avg	pf	fo	ast	to	blk	stl	pts	avg
2016-17	33-10	729/22.1	85-147	.578	0-1	.000	37-69	.536	87	149	236	7.2	74	1	34	47	43	14	207	6.3
2017-18	29-29	799/27.6	103-190	.542	0-0	.000	54-94	.574	85	158	243	8.4	71	3	36	72	64	23	260	9.0
TOTAL	62-39	1528/24.6	188-337	.558	0-1	.000	91-163	.558	172	307	479	7.7	145	4	70	119	107	37	467	7.5



2017-18 UNCG Men's BASKETBALL



Isaiah Miller's Notebook

Scored six points on 2-of-4 shooting from the field and the free throw line against N.C. Wesleyan ... Scored a career-high 19 points in 17 minutes against Ferrum, hitting 8-of-11 from the field .. Scored 13 points, grabbed six rebounds and posted five steals at Liberty ... Scored 12 points off the bench hitting 5-of-7 from the field in 19 minutes of play ... Scored 10 points on 4-of-8 shooting against UNCW ... Added eight points in 13 minutes against N.C. State, hitting 4-of-7 from the field ... Scored 12 points and grabbed seven rebounds against Southeastern ... scored seven points and grabbed five rebounds against ETSU ... Tallied 13 points and five rebounds in 16 minutes of action off the bench against The Citadel ... Scored eight points and grabbed four rebounds in 12 minutes off the bench against Furman ... Scored 10 points, grabbed four rebounds, dished out three assists and posted two steals at Samford ... Scored 17 points at Chattanooga, hitting 7-of-12 from the field and 3-of-5 from the free throw line ... Added 11 points, five rebounds, three assists and two steals against VMI, hitting 5-of-7 from th field ... Dished out six assists against Western Carolina, while adding 10 points ... Scored 15 points, grabbed eight rebounds, posted four steals and dished out three assists at The Citadel ... Added 13 points and five rebounds off the bench against Wofford, hitting 6-of-11 from the field Scored a team-high 24 points against Chattanooga, hitting 7-of-11 from the field.

#24

ISAIAH MILLER

FRESHMAN

SEASON HIGHS

Points19 vs. Ferrum (11/17/17)
Rebounds 8 at The Citadel (2/15/18)
Assists6 vs. WCU (2/10/18)
Steals 5 at Liberty (12/2/17)
Blocksn/a
FG Made 8 vs. Ferrum (11/17/17)
FG Att 13 at Liberty (12/2/17)
3FG Made 1 at Liberty (12/2/17)
3FG Att.2, two times
FT Made..... 3, three times
FT Att......5, two times

CAREER HIGHS

Points19 vs. Ferrum (11/17/17)
Rebounds 8 at The Citadel (2/15/18)
Assists6 vs. WCU (2/10/18)
Steals 5 at Liberty (12/2/17)
Blocksn/a
FG Made 8 vs. Ferrum (11/17/17)
FG Att 13 at Liberty (12/2/17)
3FG Made 1 at Liberty (12/2/17)
3FG Att.2, two times
FT Made..... 3, three times
FT Att......5, two times

2017-18 UNCG Men's Basketball UNCG Individual Game-by-Game (as of Feb 24, 2018) All games

#24 Isaiah Miller

Opponent	Date	gs	min	Total		3-Pointers		Free throws		Rebounds				pf	a	t/o	blk	stl	pts	avg
				fg-fga	pct	3fg-fga	pct	ft-fa	pct	off	def	tot	avg							
at Virginia	11/10/17	7		1-3	.333	0-0	.000	0-0	.000	0	0	0	0.0	3	0	0	0	1	2	2.0
N.C. WESLEYAN	11/15/17	15		2-4	.500	0-0	.000	2-4	.500	1	0	1	0.5	3	0	1	0	1	6	4.0
FERRUM COLLEGE	11/17/17	17		8-11	.727	0-2	.000	3-4	.750	0	3	3	1.3	0	3	4	0	4	19	9.0
DELAWARE	11/20/17	14		1-3	.333	0-0	.000	1-2	.500	0	1	1	1.3	0	0	0	0	1	3	7.5
LONGWOOD	11/21/17	16		3-8	.375	0-1	.000	0-0	.000	2	2	4	1.8	3	0	0	0	0	6	7.2
at Wake Forest	11/24/17	5		1-2	.500	0-1	.000	0-0	.000	0	1	1	1.7	0	1	0	0	0	2	6.3
at Presbyterian	11/28/17	15		2-3	.667	0-0	.000	0-0	.000	0	0	0	1.4	3	1	0	0	0	4	6.0
at Liberty	12/02/17	24		6-13	.462	1-2	.500	0-1	.000	1	5	6	2.0	5	2	3	0	5	13	6.9
ELON	12/07/17	19		5-7	.714	0-0	.000	2-2	1.000	0	1	1	1.9	0	2	0	0	1	12	7.4
UNCW	12/13/17	14		4-8	.500	0-1	.000	2-3	.667	0	0	0	1.7	2	0	0	0	2	10	7.7
at NC State	12/16/17	13		4-7	.571	0-0	.000	0-2	.000	1	0	1	1.6	2	0	0	0	1	8	7.7
UNC ASHEVILLE	12/19/17	14		2-5	.400	0-0	.000	0-2	.000	1	2	3	1.8	2	0	2	0	1	4	7.4
SOUTHEASTERN	12/21/17	22		5-10	.500	0-0	.000	2-3	.667	3	4	7	2.2	2	3	5	0	3	12	7.8
WOFFORD	12/30/17	14		1-2	.500	0-0	.000	0-0	.000	0	2	2	2.1	2	4	0	0	0	2	7.4
at VMI	01/06/18	9		2-3	.667	0-0	.000	0-0	.000	1	0	1	2.1	4	1	3	0	2	4	7.1
at ETSU	01/11/18	19		3-8	.375	0-0	.000	1-2	.500	3	2	5	2.3	3	1	0	0	1	7	7.1
at Western Carolina	01/13/18	13		1-3	.333	0-1	.000	0-0	.000	4	2	6	2.5	1	0	4	0	1	2	6.8
THE CITADEL	01/18/18	16		6-11	.545	0-0	.000	1-2	.500	4	1	5	2.6	1	0	0	0	2	13	7.2
MERCER	01/20/18	17		3-9	.333	0-1	.000	2-2	1.000	0	1	1	2.5	2	1	1	0	0	8	7.2
FURMAN	01/24/18	12		3-5	.600	0-0	.000	2-2	1.000	2	2	4	2.6	4	0	1	0	0	8	7.3
at Samford	01/27/18	17		4-5	.800	0-0	.000	2-2	1.000	1	3	4	2.7	4	3	2	0	2	10	7.4
at Chattanooga	01/29/18	26		7-12	.583	0-0	.000	3-5	.600	2	2	4	2.7	0	2	3	0	1	17	7.8
VMI	02/01/18	18		5-7	.714	0-0	.000	1-1	1.000	1	4	5	2.8	2	3	2	0	2	11	8.0
at Furman	02/07/18	13		2-4	.500	0-0	.000	0-0	.000	0	0	0	2.7	5	1	1	0	0	4	7.8
WESTERN CAROLINA	02/10/18	21		5-7	.714	0-0	.000	0-0	.000	1	3	4	2.8	2	6	0	0	4	10	7.9
ETSU	02/12/18	12		4-5	.800	0-0	.000	0-1	.000	2	1	3	2.8	4	1	1	0	1	8	7.9
at The Citadel	2/15/18	21		6-9	.667	0-0	.000	3-5	.600	3	5	8	3.0	2	3	2	0	4	15	8.1
at Mercer	02/17/18	21		3-8	.375	0-0	.000	3-4	.750	2	2	4	3.0	2	3	2	0	2	9	8.2
at Wofford	2/20/18	18		6-11	.545	0-0	.000	1-1	1.000	4	1	5	3.1	1	2	0	0	1	13	8.3
CHATTANOOGA	02/23/18	24		7-11	.636	0-0	.000	0-0	.000	2	1	3	3.1	2	3	1	1	1	14	8.5
Totals		0	486	112-204	.549	1-9	.111	31-50	.620	41	51	92	3.1	66	46	38	1	44	256	8.5

Games played: 30
 Minutes/game: 16.2
 Points/game: 8.5
 FG Pct: 54.9
 3FG Pct: 11.1
 FT Pct: 62.0

Rebounds/game: 3.1
 Assists/game: 1.5
 Turnovers/game: 1.3
 Assist/turnover ratio: 1.2
 Steals/game: 1.5
 Blocks/game: 0.0

ISAIAH MILLER'S CAREER STATISTICS

Season	gp-gs	min/avg	Total		3-Point		F-Throws		Rebounds				Scoring							
			fg-fga	pct	fg-fga	pct	ft-fa	pct	off	def	tot	avg	pf	fo	ast	to	blk	stl	pts	avg
2017-18	30-0	486/16.2	112-204	.549	1-9	.111	31-50	.620	41	51	92	3.1	66	2	46	38	1	44	256	8.5
TOTAL	30-0	486/16.2	112-204	.549	1-9	.111	31-50	.620	41	51	92	3.1	66	2	46	38	1	44	256	8.5



2017-18 UNCG MEN'S BASKETBALL



Lloyd Burgess' Notebook

Scored six points and grabbed four rebounds in 11 minutes off the bench against N.C. Wesleyan.

#25

LLOYD BURGESS

JUNIOR

SEASON HIGHS

Points 6 vs. N.C. Wesleyan (11/15/17)
Rebounds . 4 vs. N.C. Wesleyan (11/15/17)
Assists
Steals
Blocks
FG Made ... 2 vs. N.C. Wesleyan (11/15/17)
FG Att 2 vs. N.C. Wesleyan (11/15/17)
3FG Made
3FG Att.
FT Made.... 2 vs. N.C. Wesleyan (11/15/17)
FT Att...... 4 vs. N.C. Wesleyan (11/15/17)

CAREER HIGHS

Points 8 vs. The Citadel (2/25/16)
Rebounds 7 at WCU (1/11/16)
Assists 1 vs. Belmont Abbey (12/12/15)
Steals n/a
Blocks 2 vs. S. Wesleyan (12/14/16)
FG Made 3, two times
FG Att 5 at Wofford (1/2/16)
3FG Made n/a
3FG Att. n/a
FT Made..... 4 vs. The Citadel (2/25/16)
FT Att...... 6 vs. The Citadel (2/25/16)

2017-18 UNCG Men's Basketball UNCG Individual Game-by-Game (as of Feb 22, 2018) All games

#25 Lloyd Burgess

Opponent	Date	gs	min	Total		3-Pointers		Free throws		Rebounds				pf	a	t/o	blk	stl	pts	avg
				fg-fga	pct	3fg-fga	pct	ft-fa	pct	off	def	tot	avg							
at Virginia	11/10/17	dnp		-	-	-	-	-	-	-	-	-	-	-	-	-	-	-	-	-
N.C. WESLEYAN	11/15/17	11		2-2	1.000	0-0	.000	2-4	.500	2	2	4	4.0	1	0	1	0	0	6	6.0
FERRUM COLLEGE	11/17/17	10		1-1	1.000	0-0	.000	1-3	.333	2	1	3	3.5	3	0	2	0	0	3	4.5
DELAWARE	11/20/17	dnp		-	-	-	-	-	-	-	-	-	-	-	-	-	-	-	-	-
LONGWOOD	11/21/17	3		0-0	.000	0-0	.000	0-0	.000	0	1	1	2.7	1	0	0	0	0	0	3.0
at Wake Forest	11/24/17	dnp		-	-	-	-	-	-	-	-	-	-	-	-	-	-	-	-	-
at Presbyterian	11/28/17	dnp		-	-	-	-	-	-	-	-	-	-	-	-	-	-	-	-	-
at Liberty	12/02/17	dnp		-	-	-	-	-	-	-	-	-	-	-	-	-	-	-	-	-
ELON	12/07/17	4		0-0	.000	0-0	.000	0-0	.000	0	0	0	2.0	0	0	0	0	0	0	2.3
UNCW	12/13/17	dnp		-	-	-	-	-	-	-	-	-	-	-	-	-	-	-	-	-
at NC State	12/16/17	dnp		-	-	-	-	-	-	-	-	-	-	-	-	-	-	-	-	-
UNC ASHEVILLE	12/19/17	dnp		-	-	-	-	-	-	-	-	-	-	-	-	-	-	-	-	-
SOUTHEASTERN	12/21/17	5		0-0	.000	0-0	.000	0-0	.000	1	0	1	1.8	2	0	1	0	0	0	1.8
WOFFORD	12/30/17	dnp		-	-	-	-	-	-	-	-	-	-	-	-	-	-	-	-	-
at VMI	01/06/18	dnp		-	-	-	-	-	-	-	-	-	-	-	-	-	-	-	-	-
at ETSU	01/11/18	dnp		-	-	-	-	-	-	-	-	-	-	-	-	-	-	-	-	-
at Western Carolina	01/13/18	dnp		-	-	-	-	-	-	-	-	-	-	-	-	-	-	-	-	-
THE CITADEL	01/18/18	dnp		-	-	-	-	-	-	-	-	-	-	-	-	-	-	-	-	-
MERCER	01/20/18	dnp		-	-	-	-	-	-	-	-	-	-	-	-	-	-	-	-	-
FURMAN	01/24/18	dnp		-	-	-	-	-	-	-	-	-	-	-	-	-	-	-	-	-
at Samford	01/27/18	dnp		-	-	-	-	-	-	-	-	-	-	-	-	-	-	-	-	-
at Chattanooga	01/29/18	dnp		-	-	-	-	-	-	-	-	-	-	-	-	-	-	-	-	-
VMI	02/01/18	dnp		-	-	-	-	-	-	-	-	-	-	-	-	-	-	-	-	-
at Furman	02/07/18	dnp		-	-	-	-	-	-	-	-	-	-	-	-	-	-	-	-	-
WESTERN CAROLINA	02/10/18	dnp		-	-	-	-	-	-	-	-	-	-	-	-	-	-	-	-	-
ETSU	02/12/18	dnp		-	-	-	-	-	-	-	-	-	-	-	-	-	-	-	-	-
at The Citadel	2/15/18	dnp		-	-	-	-	-	-	-	-	-	-	-	-	-	-	-	-	-
at Mercer	02/17/18	dnp		-	-	-	-	-	-	-	-	-	-	-	-	-	-	-	-	-
at Wofford	2/20/18	dnp		-	-	-	-	-	-	-	-	-	-	-	-	-	-	-	-	-
Totals		0	33	3-3	1.000	0-0	.000	3-7	.429	5	4	9	1.8	7	0	4	0	0	9	1.8

Games played: 5
 Minutes/game: 6.6
 Points/game: 1.8
 FG Pct: 100.0
 FT Pct: 42.9

Rebounds/game: 1.8
 Turnovers/game: 0.8

LLOYD BURGESS' CAREER STATISTICS

Season	gp-gs	min/avg	Total		3-Point		F-Throws		Rebounds				Scoring							
			fg-fga	pct	fg-fga	pct	ft-fa	pct	off	def	tot	avg	pf	fo	ast	to	blk	stl	pts	avg
2015-16	31-1	267/8.6	15-29	.517	0-0	.000	10-25	.400	25	41	66	2.1	58	0	5	9	9	3	40	1.3
2016-17	10-0	75/7.5	5-8	.625	0-0	.000	3-8	.375	8	6	14	1.4	10	0	3	8	2	1	13	1.3
2017-18	5-0	33/6.6	3-3	1.000	0-0	.000	3-7	.429	5	4	9	1.8	7	0	0	4	0	0	9	1.8
TOTAL	46-1	375/8.2	23-40	.575	0-0	.000	16-40	.400	38	51	89	1.9	75	0	8	21	11	4	62	1.3



2017-18 UNCG MEN'S BASKETBALL



Jordy Kuiper's Notebook

Scored five points and grabbed three rebounds against Virginia ... Scored 10 points and grabbed nine rebounds against N.C. Wesleyan, hitting 4-of-7 from the field including two 3-pointers ... Scored 11 points and grabbed six rebounds against Wake Forest, hitting three 3-pointers in the first half ... Scored seven points against Elon, hitting 3-of-6 from the field ... Grabbed eight rebounds and scored seven points against UNCW ... Scored a career-high 14 points in 32 minutes against N.C. State, hitting 4-of-5 from 3-point land ... Grabbed a season-high 11 rebounds against Southeastern ... Scored nine points and grabbed five rebounds against ETSU ... Scored a career-high 16 points at Samford, connecting on 4-of-5 from 3-point land and grabbed seven rebounds ... Tallied 10 points on 3-of-6 shooting, including a pair of 3-pointers, against VMI ... Scored 10 points on 4-of-7 shooting from the field, including a pair of 3-pointer at Furman ... Added a team-high 12 points, hitting 4-of-6 from floor and 2-of-3 from 3-point land ... Missed the game at Wofford due to illness.

#32

JORDY KUIPER

SENIOR

SEASON HIGHS

Points 16 at Samford (1/27/18)
Rebounds .11 vs. Southeastern (12/21/17)
Assists 4 at VMI (1/6/18)
Steals 2, two times
Blocks 2 vs. ETSU (2/12/18)
FG Made 5 at N.C. State (12/16/17)
FG Att 9, three times
3FG Made 4 at N.C. State (12/16/17)
3FG Att 7 at Liberty (12/2/17)
FT Made 2, three times
FT Att 3 at Liberty (12/2/17)

CAREER HIGHS

Points 16 at Samford (1/27/18)
Rebounds 12 vs. The Citadel (1/21/17)
Assists 5 at Indiana (11/28/14)
Steals 2, seven times
Blocks 2 vs. ETSU (2/12/18)
FG Made 6 vs. Samford (12/31/16)
FG Attempts 9, three times
3FG Made 4 at N.C. State (12/16/17)
3FG Att 7 at Liberty (12/2/17)
FT Made 3, three times
FT Att 4, three times

Opponent	Date	gs	min	Total		3-Pointers		Free throws		Rebounds					pts	avg					
				fg-fga	pct	3fg-fga	pct	ft-fa	pct	off	def	tot	avg	pf			a	t/o	blk	stl	
at Virginia	11/10/17	*	29	1-4	.250	1-3	.333	2-2	1.000	1	2	3	3.0	3	1	4	0	2	5	5.0	
N.C. WESLEYAN	11/15/17	*	19	4-7	.571	2-3	.667	0-0	.000	2	7	9	6.0	1	1	1	0	10	7.5		
FERRUM COLLEGE	11/17/17	*	19	1-5	.200	0-0	.000	0-0	.000	2	4	6	6.0	2	1	2	0	0	2	5.7	
DELAWARE	11/20/17	*	19	0-3	.000	0-2	.000	0-0	.000	1	1	2	5.0	4	0	1	1	0	0	4.3	
LONGWOOD	11/21/17	*	28	3-7	.429	3-6	.500	0-0	.000	1	7	8	5.6	1	1	1	0	1	9	5.2	
at Wake Forest	11/24/17	*	32	4-8	.500	3-6	.500	0-0	.000	2	4	6	5.7	2	3	2	0	1	11	6.2	
at Presbyterian	11/28/17	*	17	1-5	.200	0-1	.000	1-1	1.000	1	1	2	5.1	2	1	2	0	0	3	5.7	
at Liberty	12/02/17	*	42	1-9	.111	1-7	.143	2-3	.667	3	2	5	5.1	4	1	1	0	0	5	5.6	
ELON	12/07/17	*	20	3-6	.500	1-2	.500	0-0	.000	1	2	3	4.9	2	0	1	0	1	7	5.8	
UNCW	12/13/17	*	26	3-9	.333	1-6	.167	0-2	.000	3	5	8	5.2	4	1	0	1	1	7	5.9	
at NC State	12/16/17	*	32	5-9	.556	4-5	.800	0-0	.000	1	3	4	5.1	1	2	1	0	0	14	6.6	
UNCA SHELVEVILLE	12/19/17	*	33	3-7	.429	1-3	.333	2-3	.667	4	3	7	5.3	3	1	1	0	1	9	6.8	
SOUTHEASTERN	12/21/17	*	31	2-8	.250	0-1	.000	2-2	1.000	3	8	11	5.7	1	2	2	0	0	6	6.8	
WOFFORD	12/30/17	*	20	0-4	.000	0-4	.000	0-0	.000	1	1	2	5.4	4	1	1	0	0	0	6.3	
at VMI	01/06/18	*	31	0-2	.000	0-2	.000	0-0	.000	2	4	6	5.5	2	4	0	0	0	0	5.9	
at ETSU	01/11/18	*	28	4-6	.667	1-2	.500	0-0	.000	1	4	5	5.4	3	1	1	1	0	9	6.1	
at Western Carolina	01/13/18	*	29	4-8	.500	1-4	.250	0-0	.000	1	3	4	5.4	3	2	1	0	0	9	6.2	
THE CITADEL	01/18/18	*	25	2-6	.333	1-4	.250	1-2	.500	2	1	3	5.2	4	0	1	1	0	6	6.2	
MERCER	01/20/18	*	33	3-7	.429	0-3	.000	2-4	.500	0	4	4	5.2	3	1	1	0	2	8	6.3	
FURMAN	01/24/18	*	30	1-5	.200	0-2	.000	3-4	.750	1	3	4	5.1	3	2	0	0	1	5	6.3	
at Samford	01/27/18	*	27	6-11	.545	4-5	.800	0-0	.000	3	4	7	5.2	3	0	5	0	1	16	6.7	
at Chattanooga	01/29/18	*	15	2-6	.333	0-2	.000	0-0	.000	1	1	2	5.0	5	0	1	0	0	4	6.6	
VMI	02/01/18	*	22	3-6	.500	2-4	.500	2-2	1.000	0	0	0	4.8	0	1	4	0	0	10	6.7	
at Furman	02/07/18	*	32	4-7	.571	2-4	.500	0-0	.000	2	1	3	4.8	1	1	0	0	0	10	6.9	
WESTERN CAROLINA	02/10/18	*	29	4-6	.667	2-3	.667	2-2	1.000	1	1	2	4.6	1	1	1	0	0	12	7.1	
ETSU	02/12/18	*	33	2-7	.286	1-3	.333	0-0	.000	0	8	8	4.8	2	2	1	2	1	5	7.0	
at The Citadel	2/15/18	*	22	1-4	.250	0-2	.000	0-0	.000	1	2	3	4.7	3	1	0	0	0	2	6.8	
at Mercer	02/17/18	*	29	3-6	.500	1-2	.500	1-2	.500	1	3	4	4.7	2	1	1	0	0	8	6.9	
at Wofford	2/20/18	dnp	-	-	-	-	-	-	-	-	-	-	-	-	-	-	-	-	-	-	
CHATTANOOGA	02/23/18	*	25	2-5	.400	0-1	.000	0-0	.000	2	5	7	4.8	2	0	1	1	2	4	6.8	
Totals			29	777	72-183	.393	32-92	.348	20-29	.690	44	94	138	4.8	71	33	38	8	15	196	6.8

Games played: 29
 Minutes/game: 26.8
 Points/game: 6.8
 FG Pct: 39.3
 3FG Pct: 34.8
 FT Pct: 69.0

Rebounds/game: 4.8
 Assists/game: 1.1
 Turnovers/game: 1.3
 Assist/turnover ratio: 0.9
 Steals/game: 0.5
 Blocks/game: 0.3

JORDY KUIPER'S CAREER STATISTICS


Season	gp-gs	min/avg	Total		3-Point		F-Throws		Rebounds				Scoring							
			fg-fga	pct	fg-fga	pct	ft-fa	pct	off	def	tot	avg	pf	fo	ast	to	blk	stl	pts	avg
2013-14	24-0	106/4.4	1-9	.111	0-0	.000	1-5	.200	6	18	24	1.0	19	0	0	9	0	0	3	0.1
2014-15	24-3	339/14.1	32-55	.582	0-0	.000	15-21	.714	30	33	63	2.6	59	0	9	13	4	9	79	3.3
2015-16	8-1	99/12.4	10-20	.500	0-2	.000	2-3	.667	9	11	20	2.5	16	0	3	5	0	4	22	2.8
2016-17	35-24	698/19.9	78-147	.531	14-46	.304	16-26	.615	63	91	154	4.4	70	1	26	35	3	10	186	5.3
2017-18	29-29	777/26.8	72-183	.393	32-92	.348	20-29	.690	44	94	138	4.8	71	1	33	38	8	15	196	6.8
TOTAL	120-57	2019/16.8	193-414	.466	46-140	.329	54-84	.643	152	247	399	3.3	235	2	71	100	15	38	486	4.1



2017-18 UNCG MEN'S BASKETBALL



Kaleb Hunter's Notebook



#44

KALEB HUNTER

FRESHMAN

SEASON HIGHS

Points

Rebounds

Assists

Steals

Blocks

FG Made

FG Att

3FG Made

3FG Att

FT Made

FT Att

CAREER HIGHS

Points

Rebounds

Assists

Steals

Blocks

FG Made

FG Att

3FG Made

3FG Att

FT Made

FT Att

KALEB HUNTER'S CAREER STATISTICS



2017-18 UNCG Men's BASKETBALL



2017-18 UNCG Men's Basketball UNCG Combined Team Statistics (as of Feb 23, 2018) All games

RECORD:	OVERALL	HOME	AWAY	NEUTRAL
ALL GAMES	23-7	15-1	8-6	0-0
CONFERENCE	14-3	8-0	6-3	0-0
NON-CONFERENCE	9-4	7-1	2-3	0-0

#	Player	gp-gs	min	Total		3-Point		F-Throw		Rebounds			pf	dq	a	to	blk	stl	pts	avg			
				fg-fga	fg%	3fg-fga	3fg%	ft-fga	ft%	off	def	tot									avg		
10	Francis Alonso	30-30	878	29.3	155-364	.426	102-241	.423	74-84	.881	12	57	69	2.3	72	1	87	78	2	35	486	16.2	
01	Marvin Smith	30-30	791	26.4	113-302	.374	64-193	.332	76-98	.776	49	112	161	5.4	72	2	27	35	13	26	366	12.2	
21	James Dickey	29-29	799	27.6	103-190	.542	0-0	.000	54-94	.574	85	158	243	8.4	71	3	36	72	64	23	260	9.0	
24	Isaiah Miller	30-0	486	16.2	112-204	.549	1-9	.111	31-50	.620	41	51	92	3.1	66	2	46	38	1	44	256	8.5	
11	Demetrius Troy	30-30	767	25.6	76-196	.388	44-117	.376	19-31	.613	3	61	64	2.1	32	0	123	64	1	42	215	7.2	
32	Jordy Kuiper	29-29	777	26.8	72-183	.393	32-92	.348	20-29	.690	44	94	138	4.8	71	1	33	38	8	15	196	6.8	
14	Kyrin Galloway	30-2	600	20.0	72-126	.571	11-37	.297	25-42	.595	45	87	132	4.4	53	2	10	28	17	10	180	6.0	
02	Malik Massey	21-0	343	16.3	30-79	.380	12-40	.300	15-21	.714	1	21	22	1.0	30	2	28	22	0	16	87	4.1	
15	Garrett Collins	28-0	209	7.5	28-66	.424	19-56	.339	8-9	.889	11	20	31	1.1	18	0	4	6	2	7	83	3.0	
00	Kyilia Sykes	30-0	318	10.6	24-47	.511	7-22	.318	8-13	.615	19	23	42	1.4	49	1	18	18	7	17	63	2.1	
25	Lloyd Burgess	5-0	33	6.6	3-3	1.000	0-0	.000	3-7	.429	5	4	9	1.8	7	0	0	4	0	0	9	1.8	
13	Justin Jordan	18-0	149	8.3	8-16	.500	0-0	.000	3-4	.750	1	15	16	0.9	14	0	19	9	0	6	19	1.1	
Team											38	52	90										
Total.....		30	6150		796-1776	.448	292-807	.362	336-482	.697	354	755	1109	37.0	555	14	431	421	115	241	2220	74.0	
Opponents.....		30	6147		627-1526	.411	195-601	.324	437-605	.722	223	688	911	30.4	500	-	298	465	69	213	1886	62.9	

TEAM STATISTICS	UNCG	OPP	Date	Opponent	Score	Att.
SCORING	2220	1886	11/10/17	at Virginia	L 48-60	13855
Points per game	74.0	62.9	11/15/17	N.C. WESLEYAN	W 82-48	1833
Scoring margin	+11.1	-	11/17/17	FERRUM COLLEGE	W 95-43	1767
FIELD GOALS-ATT	796-1776	627-1526	11/20/17	DELAWARE	W 79-66	2249
Field goal pct	.448	.411	11/21/17	LONGWOOD	W 71-40	1635
3 POINT FG-ATT	292-807	195-601	11/24/17	at Wake Forest	L 75-81	6810
3-point FG pct	.362	.324	11/28/17	at Presbyterian	L 72-74	230
3-pt FG made per game	9.7	6.5	12/02/17	at Liberty	Wo3 76-75	2294
FREE THROWS-ATT	336-482	437-605	12/07/17	ELON	W 75-44	2446
Free throw pct	.697	.722	12/13/17	UNCW	W 71-58	2307
F-Throws made per game	11.2	14.6	12/16/17	at NC State	W 81-76	13957
REBOUNDS	1109	911	12/19/17	UNC ASHEVILLE	L 60-67	2172
Rebounds per game	37.0	30.4	12/21/17	SOUTHEASTERN	W 85-67	1335
Rebounding margin	+6.6	-	* 12/30/17	WOFFORD	W 71-67	2420
ASSISTS	431	298	* 01/06/18	at VMI	W 63-61	571
Assists per game	14.4	9.9	* 01/11/18	at ETSU	L 58-68	5038
TURNOVERS	421	465	* 01/13/18	at Western Carolina	W 66-55	1237
Turnovers per game	14.0	15.5	* 01/18/18	THE CITADEL	W 72-58	3135
Turnover margin	+1.5	-	* 01/20/18	MERCER	Wot 70-66	2874
Assist/turnover ratio	1.0	0.6	* 01/24/18	FURMAN	W 71-61	2604
STEALS	241	213	* 01/27/18	at Samford	W 98-82	1629
Steals per game	8.0	7.1	* 01/29/18	at Chattanooga	Lo2 85-87	2503
BLOCKS	115	69	* 02/01/18	VMI	W 73-51	2572
Blocks per game	3.8	2.3	* 02/07/18	at Furman	W 80-67	1560
ATTENDANCE	40573	54514	* 02/10/18	WESTERN CAROLINA	W 65-48	1983
Home games-Avg/Game	16-2536	14-3894	* 02/12/18	ETSU	W 74-56	4179
Neutral site-Avg/Game	-	0-0	* 2/15/18	at The Citadel	W 82-66	479
			* 02/17/18	at Mercer	L 74-77	2899
			* 2/20/18	at Wofford	W 76-66	1452
			* 02/23/18	CHATTANOOGA	W 72-51	5062

* = Conference game



2017-18 UNCG Men's BASKETBALL



2017-18 UNCG Men's Basketball UNCG Combined Team Statistics (as of Feb 23, 2018) Conference games only

RECORD:	OVERALL	HOME	AWAY	NEUTRAL
ALL GAMES	14-3	8-0	6-3	0-0
CONFERENCE	14-3	8-0	6-3	0-0
NON-CONFERENCE	0-0	0-0	0-0	0-0

#	Player	gp-gs	min	avg	Total		3-Point		F-Throw		Rebounds			pf	dq	a	to	blk	stl	pts	avg	
					fg-fga	fg%	3fg-fga	3fg%	ft-fa	ft%	off	def	tot									avg
10	Francis Alonso	17-17	506	29.8	81-199	.407	54-135	.400	39-44	.886	8	35	43	2.5	41	1	46	38	1	18	255	15.0
01	Marvin Smith	17-17	470	27.6	63-179	.352	37-114	.325	53-72	.736	29	71	100	5.9	40	1	16	18	9	14	216	12.7
21	James Dickey	17-17	456	26.8	64-115	.557	0-0	.000	35-58	.603	45	94	139	8.2	40	2	22	42	38	9	163	9.6
24	Isaiah Miller	17-0	291	17.1	68-120	.567	0-2	.000	19-27	.704	32	32	64	3.8	41	1	34	23	1	24	155	9.1
11	Demetrius Troy	17-17	454	26.7	43-104	.413	26-58	.448	12-15	.800	3	42	45	2.6	19	0	80	34	1	23	124	7.3
32	Jordy Kuiper	16-16	430	26.9	41-96	.427	15-47	.319	11-16	.688	19	45	64	4.0	41	1	18	19	5	8	108	6.8
14	Kyrin Galloway	17-1	352	20.7	43-79	.544	7-24	.292	16-24	.667	25	44	69	4.1	25	1	7	18	14	3	109	6.4
15	Garrett Collins	17-0	148	8.7	23-49	.469	15-40	.375	4-5	.800	8	14	22	1.3	12	0	2	5	1	4	65	3.8
02	Malik Massey	8-0	109	13.6	9-29	.310	3-14	.214	0-1	.000	0	5	5	0.6	10	0	5	9	0	6	21	2.6
00	Kylia Sykes	17-0	161	9.5	8-19	.421	2-9	.222	3-5	.600	7	12	19	1.1	27	0	6	8	5	5	21	1.2
13	Justin Jordan	11-0	98	8.9	5-13	.385	0-0	.000	3-4	.750	1	8	9	0.8	10	0	14	6	0	1	13	1.2
Team											23	30	53				6					
Total.....		17	3475		448-1002	.447	159-443	.359	195-271	.720	200	432	632	37.2	306	7	250	226	75	115	1250	73.5
Opponents.....		17	3475		362-883	.410	126-353	.357	237-330	.718	134	379	513	30.2	278	-	174	242	48	115	1087	63.9

TEAM STATISTICS	UNCG	OPP	Date	Opponent	Score	Att.
SCORING	1250	1087	* 12/30/17	WOFFORD	w 71-67	2420
Points per game	73.5	63.9	* 01/06/18	at VMI	w 63-61	571
Scoring margin	+9.6	-	* 01/11/18	at ETSU	L 58-68	5038
FIELD GOALS-ATT	448-1002	362-883	* 01/13/18	at Western Carolina	w 66-55	1237
Field goal pct	.447	.410	* 01/18/18	THE CITADEL	w 72-58	3135
3 POINT FG-ATT	159-443	126-353	* 01/20/18	MERCER	wot 70-66	2874
3-point FG pct	.359	.357	* 01/24/18	FURMAN	w 71-61	2604
3-pt FG made per game	9.4	7.4	* 01/27/18	at Samford	w 98-82	1629
FREE THROWS-ATT	195-271	237-330	* 01/29/18	at Chattanooga	Lo2 85-87	2503
Free throw pct	.720	.718	* 02/01/18	VMI	w 73-51	2572
F-Throws made per game	11.5	13.9	* 02/07/18	at Furman	w 80-67	1560
REBOUNDS	632	513	* 02/10/18	WESTERN CAROLINA	w 65-48	1983
Rebounds per game	37.2	30.2	* 02/12/18	ETSU	w 74-56	4179
Rebounding margin	+7.0	-	* 2/15/18	at The Citadel	w 82-66	479
ASSISTS	250	174	* 02/17/18	at Mercer	L 74-77	2899
Assists per game	14.7	10.2	* 2/20/18	at Wofford	w 76-66	1452
TURNOVERS	226	242	* 02/23/18	CHATTANOOGA	w 72-51	5062
Turnovers per game	13.3	14.2				
Turnover margin	+0.9	-				
Assist/turnover ratio	1.1	0.7				
STEALS	115	115				
Steals per game	6.8	6.8				
BLOCKS	75	48				
Blocks per game	4.4	2.8				
ATTENDANCE	24829	17368				
Home games-Avg/Game	8-3104	9-1930				
Neutral site-Avg/Game	-	0-0				

* = Conference game

Score by Periods	1st	2nd	OT	OT2	Totals
UNCG	586	627	27	10	1250
Opponents	489	563	23	12	1087



2017-18 UNCG Men's BASKETBALL



2017-18 UNCG Men's Basketball UNCG Team Game-by-Game (as of Feb 24, 2018) All games

TEAM STATISTICS

Opponent	Date	Score		Total		3-Pointers		Free throws		Rebounds				pf	a	t/o	blk	stl	pts	avg
				fg-fga	pct	3fg-fga	pct	ft-fa	pct	off	def	tot	avg							
at Virginia	11/10/17	48-60	L	15-51	.294	4-26	.154	14-18	.778	16	20	36	36.0	20	9	17	2	5	48	48.0
N.C. WESLEYAN	11/15/17	82-48	W	32-62	.516	8-26	.308	10-15	.667	14	29	43	39.5	15	16	15	7	9	82	65.0
FERRUM COLLEGE	11/17/17	95-43	W	35-63	.556	13-28	.464	12-20	.600	15	29	44	41.0	15	19	19	4	17	95	75.0
DELAWARE	11/20/17	79-66	W	25-53	.472	14-27	.519	15-18	.833	9	23	32	38.8	14	15	13	7	7	79	76.0
LONGWOOD	11/21/17	71-40	W	26-63	.413	11-35	.314	8-14	.571	15	28	43	39.6	18	15	19	6	12	71	75.0
at Wake Forest	11/24/17	75-81	L	25-51	.490	13-26	.500	12-22	.545	9	14	23	36.8	23	14	11	0	8	75	75.0
at Presbyterian	11/28/17	72-74	L	28-58	.483	10-23	.435	6-9	.667	11	20	31	36.0	19	13	13	0	6	72	74.6
at Liberty	12/02/17	76-75	Wot	24-79	.304	11-41	.268	17-27	.630	17	34	51	37.9	33	10	17	4	11	76	74.8
ELON	12/07/17	75-44	W	31-58	.534	10-27	.370	3-4	.750	4	28	32	37.2	10	14	8	1	13	75	74.8
UNCW	12/13/17	71-58	W	25-66	.379	9-29	.310	12-17	.706	13	28	41	37.6	21	14	12	7	12	71	74.4
at NC State	12/16/17	81-76	W	31-60	.517	12-24	.500	7-13	.538	10	24	34	37.3	20	16	13	1	8	81	75.0
UNC ASHEVILLE	12/19/17	60-67	L	22-54	.407	9-30	.300	7-12	.583	12	17	29	36.6	20	13	20	0	10	60	73.8
SOUTHEASTERN	12/21/17	85-67	W	29-56	.518	9-22	.409	18-22	.818	9	29	38	36.7	21	13	18	1	8	85	74.6
WOFFORD	12/30/17	71-67	W	24-52	.462	11-27	.407	12-16	.750	9	19	28	36.1	14	16	11	4	4	71	74.4
at VMI	01/06/18	63-61	W	22-57	.386	7-24	.292	12-14	.857	13	30	43	36.5	19	10	16	2	6	63	73.6
at ETSU	01/11/18	58-68	L	21-63	.333	7-24	.292	9-17	.529	18	17	35	36.4	20	9	11	2	1	58	72.6
at Western Carolina	01/13/18	66-55	W	26-53	.491	9-29	.310	5-7	.714	14	22	36	36.4	19	13	21	3	8	66	72.2
THE CITADEL	01/18/18	72-58	W	26-64	.406	11-30	.367	9-13	.692	15	29	44	36.8	15	14	14	5	9	72	72.2
MERCER	01/20/18	70-66	Wot	22-57	.386	8-28	.286	18-28	.643	11	21	32	36.6	20	11	9	4	7	70	72.1
FURMAN	01/24/18	71-61	W	22-47	.468	6-15	.400	21-28	.750	6	27	33	36.4	16	12	12	6	7	71	72.1
at Samford	01/27/18	98-82	W	34-53	.642	16-21	.762	14-16	.875	10	27	37	36.4	23	25	20	4	7	98	73.3
at Chattanooga	01/29/18	85-87	Lot	31-76	.408	9-38	.237	14-18	.778	15	27	42	36.7	28	15	11	4	9	85	73.8
VMI	02/01/18	73-51	W	26-64	.406	10-35	.286	11-14	.786	11	24	35	36.6	12	17	12	5	9	73	73.8
at Furman	02/07/18	80-67	W	30-56	.536	8-20	.400	12-14	.857	12	26	38	36.7	16	14	16	1	4	80	74.0
WESTERN CAROLINA	02/10/18	65-48	W	22-53	.415	6-23	.261	15-23	.652	11	25	36	36.6	14	15	14	4	10	65	73.7
ETSU	02/12/18	74-56	W	27-55	.491	11-20	.550	9-13	.692	8	32	40	36.8	21	13	14	14	6	74	73.7
at The Citadel	2/15/18	82-66	W	31-66	.470	9-27	.333	11-14	.786	10	37	47	37.1	19	15	14	3	8	82	74.0
at Mercer	02/17/18	74-77	L	25-56	.446	12-27	.444	12-17	.706	10	18	28	36.8	23	19	11	3	6	74	74.0
at Wofford	2/20/18	76-66	W	29-62	.468	11-27	.407	7-13	.538	15	26	41	37.0	14	17	11	2	7	76	74.1
CHATTANOOGA	02/23/18	72-51	W	30-68	.441	8-28	.286	4-6	.667	12	25	37	37.0	13	15	9	9	7	72	74.0
UNCG		2220		796-1776	.448	292-807	.362	336-482	.697	354	755	1109	37.0	555	431	421	115	241	2220	74.0
Opponents		1886		627-1526	.411	195-601	.324	437-605	.722	223	688	911	30.4	500	298	465	69	213	1886	62.9

Games played: 30
Points/game: 74.0
FG Pct: 44.8
3FG Pct: 36.2
FT Pct: 69.7

Rebounds/game: 37.0
Assists/game: 14.4
Turnovers/game: 14.0
Assist/turnover ratio: 1.0
Steals/game: 8.0
Blocks/game: 3.8



2017-18 UNCG Men's BASKETBALL



2017-18 UNCG Men's Basketball UNCG Opponent Game-by-Game (as of Feb 24, 2018) All games

OPPONENT STATISTICS

Opponent	Date	Score		Total		3-Pointers		Free throws		Rebounds				pf	a	t/o	blk	stl	pts	avg
				fg-fga	pct	3fg-fga	pct	ft-fa	pct	off	def	tot	avg							
at Virginia	11/10/17	48-60	L	18-42	.429	4-16	.250	20-24	.833	7	23	30	30.0	17	8	13	4	8	60	60.0
N.C. WESLEYAN	11/15/17	82-48	W	17-52	.327	5-17	.294	9-14	.643	9	19	28	29.0	20	7	20	3	10	48	54.0
FERRUM COLLEGE	11/17/17	95-43	W	16-50	.320	6-24	.250	5-7	.714	4	18	22	26.7	16	8	28	0	11	43	50.3
DELAWARE	11/20/17	79-66	W	24-53	.453	6-17	.353	12-15	.800	8	19	27	26.8	19	4	11	1	10	66	54.2
LONGWOOD	11/21/17	71-40	W	12-40	.300	4-14	.286	12-22	.545	3	24	27	26.8	16	4	26	2	7	40	51.4
at Wake Forest	11/24/17	75-81	L	24-39	.615	8-14	.571	25-32	.781	6	22	28	27.0	20	12	16	0	5	81	56.3
at Presbyterian	11/28/17	72-74	L	29-53	.547	10-27	.370	6-10	.600	8	21	29	27.3	13	15	12	2	7	74	58.9
at Liberty	12/02/17	76-75	Wot	19-58	.328	4-23	.174	33-42	.786	8	45	53	30.5	24	8	21	2	8	75	60.9
ELON	12/07/17	75-44	W	17-49	.347	4-28	.143	6-7	.857	4	23	27	30.1	4	11	16	0	3	44	59.0
UNCW	12/13/17	71-58	W	20-61	.328	4-14	.286	14-22	.636	16	30	46	31.7	15	9	17	3	6	58	58.9
at NC State	12/16/17	81-76	W	25-50	.500	7-20	.350	19-28	.679	5	23	28	31.4	16	17	9	2	7	76	60.5
UNC ASHEVILLE	12/19/17	60-67	L	22-46	.478	4-19	.211	19-26	.731	8	23	31	31.3	20	11	18	1	11	67	61.0
SOUTHEASTERN	12/21/17	85-67	W	22-50	.440	3-15	.200	20-26	.769	3	19	22	30.6	22	10	16	1	5	67	61.5
WOFFORD	12/30/17	71-67	W	25-54	.463	12-26	.462	5-9	.556	11	20	31	30.6	19	14	14	3	4	67	61.9
at VMI	01/06/18	63-61	W	19-49	.388	7-19	.368	16-23	.696	5	23	28	30.5	17	9	12	2	9	61	61.8
at ETSU	01/11/18	58-68	L	24-46	.522	3-10	.300	17-26	.654	9	28	37	30.9	15	14	14	7	5	68	62.2
at Western Carolina	01/13/18	66-55	W	15-38	.395	5-12	.417	20-29	.690	5	14	19	30.2	11	7	15	2	10	55	61.8
THE CITADEL	01/18/18	72-58	W	21-54	.389	7-29	.241	9-15	.600	9	24	33	30.3	13	12	15	3	6	58	61.6
MERCER	01/20/18	70-66	Wot	20-50	.400	10-19	.526	16-20	.800	9	26	35	30.6	26	10	18	3	7	66	61.8
FURMAN	01/24/18	71-61	W	23-55	.418	6-23	.261	9-15	.600	8	20	28	30.5	21	6	14	0	6	61	61.8
at Samford	01/27/18	98-82	W	24-58	.414	9-26	.346	25-29	.862	9	10	19	29.9	14	11	8	3	11	82	62.7
at Chattanooga	01/29/18	85-87	Lot	24-56	.429	10-21	.476	29-38	.763	9	34	43	30.5	14	13	15	4	4	87	63.8
VMI	02/01/18	73-51	W	18-44	.409	5-15	.333	10-14	.714	4	25	29	30.4	15	9	23	2	8	51	63.3
at Furman	02/07/18	80-67	W	25-50	.500	8-24	.333	9-15	.600	2	15	17	29.9	15	14	10	1	7	67	63.4
WESTERN CAROLINA	02/10/18	65-48	W	17-53	.321	5-21	.238	9-11	.818	10	23	33	30.0	17	8	19	5	5	48	62.8
ETSU	02/12/18	74-56	W	20-66	.303	5-19	.263	11-18	.611	19	23	42	30.5	15	4	10	4	5	56	62.5
at The Citadel	2/15/18	82-66	W	21-60	.350	13-37	.351	11-18	.611	6	26	32	30.5	18	14	15	4	10	66	62.7
at Mercer	02/17/18	74-77	L	23-41	.561	7-14	.500	24-29	.828	2	22	24	30.3	21	11	11	2	4	77	63.2
at Wofford	2/20/18	76-66	W	23-56	.411	8-23	.348	12-13	.923	8	23	31	30.3	14	10	11	3	7	66	63.3
CHATTANOOGA	02/23/18	72-51	W	20-53	.377	6-15	.400	5-8	.625	9	23	32	30.4	13	8	18	0	7	51	62.9
Opponents		1886		627-1526	.411	195-601	.324	437-605	.722	223	688	911	30.4	500	298	465	69	213	1886	62.9
UNCG		2220		796-1776	.448	292-807	.362	336-482	.697	354	755	1109	37.0	555	431	421	115	241	2220	74.0

Games played: 30
Points/game: 62.9
FG Pct: 41.1
3FG Pct: 32.4
FT Pct: 72.2

Rebounds/game: 30.4
Assists/game: 9.9
Turnovers/game: 15.5
Assist/turnover ratio: 0.6
Steals/game: 7.1
Blocks/game: 2.3



2017-18 UNCG MEN'S BASKETBALL



VIRGINIA 60, UNCG 48

UNCG 48 • 0-1

#	Player	Total			3-Ptr			Rebounds			PF	TP	A	TO	Blk	Stl	Min
		FG-FGA	FG-FGA	FT-FTA	FG-FGA	FG-FGA	FT-FTA	Off	Def	Tot							
01	Marvin Smith	r	2-12	2-8	6-6	4	5	9	4	12	0	0	0	0	0	29	
21	James Dickey	r	3-5	0-0	0-0	4	4	8	4	6	0	1	2	0	0	29	
32	Jordy Kuiper	r	1-4	1-3	2-2	1	2	3	3	5	1	4	0	2	0	29	
10	Francis Alonso	g	3-12	0-6	3-4	2	1	3	1	9	3	5	0	1	31		
11	Demetrius Troy	g	2-9	0-5	0-2	0	0	0	1	4	1	4	0	1	27		
00	Kylia Sykes	g	1-1	0-0	0-0	2	2	4	1	2	2	1	0	0	14		
02	Malik Massey	g	0-1	0-1	1-2	0	0	0	0	1	2	2	0	0	11		
13	Justin Jordan	g	0-0	0-0	0-0	0	0	0	1	0	0	0	0	0	2		
14	Kyrin Galloway	g	2-3	1-2	2-2	0	3	3	2	7	0	0	0	0	21		
25	Garrett Collins	g	0-1	0-1	0-0	0	0	0	0	0	0	0	0	0	0+		
24	Isaiah Miller	g	1-3	0-0	0-0	0	0	0	3	2	0	0	0	1	7		
Team						3	3	6									
Totals			15-51	4-26	14-18	16	20	36	20	48	9	17	2	5	200		

FG % 1st Half: 6-23 26.1% 2nd half: 9-28 32.1% Game: 15-51 29.4% Deadball Rebounds 1
 3FG % 1st Half: 0-12 0.0% 2nd half: 4-14 28.6% Game: 4-26 15.4%
 FT % 1st Half: 8-8 100.0% 2nd half: 6-10 60.0% Game: 14-18 77.8%

Virginia 60 • 1-0

#	Player	Total			3-Ptr			Rebounds			PF	TP	A	TO	Blk	Stl	Min
		FG-FGA	FG-FGA	FT-FTA	FG-FGA	FG-FGA	FT-FTA	Off	Def	Tot							
21	Isaiah Wilkins	r	3-6	0-0	3-4	1	7	8	2	9	2	0	3	2	36		
33	Jack Salt	c	1-3	0-0	4-4	2	2	4	3	6	0	1	0	0	29		
00	Devon Hall	g	4-5	1-1	4-4	1	5	6	4	13	2	4	0	0	29		
05	Kyle Guy	g	3-8	2-4	8-10	0	0	0	1	16	3	0	0	3	34		
11	Ty Jerome	g	3-10	1-7	0-0	0	2	2	3	7	1	3	0	2	28		
12	De'Andre Hunter	g	0-2	0-1	0-0	0	0	0	1	0	0	1	0	1	10		
23	Nigel Johnson	g	3-6	0-3	1-2	0	6	6	1	7	0	2	1	0	20		
25	Mamadi Diakite	g	1-2	0-0	0-0	3	1	4	2	2	0	2	0	0	14		
Team						0	0	0									
Totals			18-42	4-16	20-24	7	23	30	17	60	8	13	4	8	200		

FG % 1st Half: 8-23 34.8% 2nd half: 10-19 52.6% Game: 18-42 42.9% Deadball Rebounds 1
 3FG % 1st Half: 2-9 22.2% 2nd half: 2-7 28.6% Game: 4-16 25.0%
 FT % 1st Half: 11-14 78.6% 2nd half: 9-10 90.0% Game: 20-24 83.3%

Officials: Mike Eades, Justin Porterfield, Patrick Harwood
 Technical fouls: UNCG-None, Virginia-None.
 Attendance: 13855

Score by periods	1st	2nd	Total
UNCG	20	28	48
Virginia	29	31	60

Last FG - UNCG 2nd-00:11, VA 2nd-02:16.
 Largest lead - UNCG by 2 1st-19:48, VA by 19 2nd-14:24.
 UNCG led for 01:38. VA led for 33:54. Game was tied for 04:28.

Score tied - 4 times.
 Lead changed - 1 time.

UNCG 82, N.C. WESLEYAN 48

N.C. Wesleyan 48 • 0-0

#	Player	Total			3-Ptr			Rebounds			PF	TP	A	TO	Blk	Stl	Min
		FG-FGA	FG-FGA	FT-FTA	FG-FGA	FG-FGA	FT-FTA	Off	Def	Tot							
35	Robert Wilson	r	0-1	0-0	0-0	0	0	0	0	0	0	0	0	0	0	9	
22	A.J. Frye	c	1-3	1-1	0-0	0	3	3	1	3	0	0	1	0	0	16	
01	Adrian Moore	g	4-11	0-0	2-4	2	2	4	3	10	4	4	0	0	27		
30	Chris Braswell	g	1-7	0-4	2-2	1	2	3	4	4	0	3	0	4	26		
23	Justin Tankelewicz	g	4-10	3-7	3-4	1	1	2	2	14	0	0	0	3	25		
02	Kaymon Mitchell	g	1-2	0-0	0-0	0	1	1	0	2	1	0	0	0	3		
04	Ricardo Bullock	g	1-2	0-0	0-0	0	2	2	3	2	0	0	0	1	16		
35	Vernon McWhite	g	1-1	0-0	0-0	1	3	4	1	2	0	0	0	0	6		
10	Cameron Martin	g	1-4	1-3	0-0	0	1	1	0	3	0	3	0	0	15		
13	Brian Frazier	g	0-1	0-0	0-0	1	0	1	0	1	0	0	0	0	6		
14	Josh Covington	g	1-1	0-0	2-2	0	0	0	1	2	0	2	0	1	6		
15	Damon McDowell	g	0-2	0-1	0-0	0	0	0	0	2	2	1	0	0	9		
20	Greg Joseph	g	0-0	0-0	0-0	0	0	0	1	0	0	0	0	0	6		
21	Gordon Brann	g	0-0	0-0	0-1	0	0	0	2	0	0	0	0	1	4		
25	Chris Sause	g	1-3	0-0	0-0	0	0	0	1	2	0	2	0	0	8		
42	Mitch Layton	g	0-0	0-0	0-0	0	2	2	0	0	0	0	1	0	7		
45	Malique Judd	g	1-4	0-1	0-1	1	0	1	1	2	0	2	0	0	11		
Team						2	2	4	1								
Totals			17-52	5-17	9-14	9	19	28	20	48	7	20	3	10	200		

FG % 1st Half: 10-30 33.3% 2nd half: 7-22 31.8% Game: 17-52 32.7% Deadball Rebounds 2.1
 3FG % 1st Half: 2-11 18.2% 2nd half: 3-6 50.0% Game: 5-17 29.4%
 FT % 1st Half: 5-8 62.5% 2nd half: 4-6 66.7% Game: 9-14 64.3%

UNCG 82 • 1-1

#	Player	Total			3-Ptr			Rebounds			PF	TP	A	TO	Blk	Stl	Min
		FG-FGA	FG-FGA	FT-FTA	FG-FGA	FG-FGA	FT-FTA	Off	Def	Tot							
01	Marvin Smith	r	6-12	4-10	0-0	0	3	3	0	16	2	1	1	0	22		
21	James Dickey	r	6-8	0-0	2-2	2	5	7	3	14	2	1	3	1	24		
32	Jordy Kuiper	r	4-7	2-3	0-0	2	2	4	1	10	1	1	1	0	19		
10	Francis Alonso	g	1-6	0-4	0-0	0	3	3	2	2	2	1	1	1	23		
11	Demetrius Troy	g	2-7	2-5	0-0	0	2	2	1	6	5	4	0	0	22		
00	Kylia Sykes	g	1-2	0-1	2-2	3	2	5	3	4	2	2	0	2	12		
02	Malik Massey	g	2-5	0-1	0-1	0	1	1	0	4	1	2	0	0	18		
13	Justin Jordan	g	0-0	0-0	0-0	0	2	2	0	0	1	0	0	0	11		
14	Kyrin Galloway	g	6-8	0-0	0-0	3	1	4	0	12	0	1	1	2	20		
15	Garrett Collins	g	0-1	0-1	0-0	0	0	0	1	2	0	0	0	0	3		
24	Isaiah Miller	g	2-4	0-0	2-4	0	1	1	3	6	0	1	0	1	15		
25	Lloyd Burgess	g	2-2	0-0	2-4	2	2	4	1	6	0	1	0	0	11		
Team						1	1	2									
Totals			32-62	8-26	10-15	14	29	43	15	82	16	15	7	9	200		

FG % 1st Half: 19-33 57.6% 2nd half: 13-29 44.8% Game: 32-62 51.6% Deadball Rebounds 1
 3FG % 1st Half: 6-15 40.0% 2nd half: 2-11 18.2% Game: 8-26 30.8%
 FT % 1st Half: 3-4 75.0% 2nd half: 7-11 63.6% Game: 10-15 66.7%

Officials: Eddie Blanton, Shipp Daniel, Alex Langley
 Technical fouls: N.C. Wesleyan-None, UNCG-None.
 Attendance: 1833

Score by periods	1st	2nd	Total
N.C. Wesleyan	27	21	48
UNCG	47	35	82

Last FG - NCWM 2nd-02:35, UNCG 2nd-00:40.
 Largest lead - NCWM None, UNCG by 35 2nd-03:11.
 NCWM led for 00:00. UNCG led for 39:51. Game was tied for 00:09.

Score tied - 0 times.
 Lead changed - 0 times.

UNCG 95, FERRUM 43

Ferrum College 43 • 1-0

#	Player	Total			3-Ptr			Rebounds			PF	TP	A	TO	Blk	Stl	Min
		FG-FGA	FG-FGA	FT-FTA	FG-FGA	FG-FGA	FT-FTA	Off	Def	Tot							
22	Josh Grimard	r	0-9	0-5	0-0	1	2	3	3	0	2	0	0	2	27		
32	Nick Helton	r	1-4	1-4	0-0	0	0	0	1	3	2	2	0	0	16		
01	D'Andre Mullen	g	2-3	0-0	2-2	0	2	2	2	6	2	7	0	2	21		
04	Rashad Reed	g	1-5	0-1	1-2	0	1	1	1	3	0	2	0	0	22		
12	Marcus Huff	g	5-11	2-5	0-1	1	5	6	2	12	0	3	0	3	24		
05	RJ Turner	g	2-3	2-2	0-0	0	0	0	0	6	0	2	0	0	13		
10	Lamar Claiborne	g	0-1	0-0	0-0	0	0	0	0	0	0	0	0	0	5		
14	Chase Woodard	g	2-3	0-0	0-0	2	3	5	3	4	1	6	0	2	16		
15	Jaylen Glover	g	0-3	0-3	2-2	0	0	0	0	2	0	0	0	1	8		
20	Isaiah Ellison	g	0-1	0-1	0-0	0	0	0	0	0	0	1	0	0	4		
21	Carrington Young	g	0-2	0-0	0-0	0	1	1	0	0	0	3	0	0	16		
24	Ce'Darius Williams	g	2-3	1-2	0-0	0	0	0	0	5	0	0	0	1	7		
25	Luka Obrvan	g	1-2	0-1	0-0	0	2	2	0	2	0	0	0	0	9		
54	Adam Vaught	g	0-0	0-0	0-0	0	0	0	3	0	1	0	0	0	12		
Team						0	2	2									
Totals			16-50	6-24	5-7	4	18	22	16	43	8	28	0	11	200		

FG % 1st Half: 9-27 33.3% 2nd half: 7-23 30.4% Game: 16-50 32.0% Deadball Rebounds 1
 3FG % 1st Half: 3-13 23.1% 2nd half: 3-11 27.3% Game: 6-24 25.0%
 FT % 1st Half: 3-5 60.0% 2nd half: 2-2 100.0% Game: 5-7 71.4%

UNCG 95 • 2-1

#	Player	Total			3-Ptr			Rebounds			PF	TP	A	TO	Blk	Stl	Min
		FG-FGA	FG-FGA	FT-FTA	FG-FGA	FG-FGA	FT-FTA	Off	Def	Tot							
01	Marvin Smith	r	5-10	3-7	2-2	1	5	6	2	15	0	1	0	0	19		
21	James Dickey	r	3-9	0-0	2-4	7	2	9	0	8	1	4	3	2	22		
32	Jordy Kuiper	r	1-5	0-0	0-0	2	4	6	2	2	1	2	0	0	19		
10	Francis Alonso	g	5-9	3-7	0-0	0	1	1	2	13	3	1	0	3	21		
11	Demetrius Troy	g	2-5	2-5	2-3	0	2	2									



2017-18 UNCG MEN'S BASKETBALL



UNCG 71, LONGWOOD 40

Longwood 40 • 0-4

#	Player	Total			3-Ptr			Rebounds			PF	TP	A	TO	Blk	Stl	Min
		FG-FGA	FG-FGA	FT-FTA	FG-FGA	FG-FGA	FT-FTA	Off	Def	Tot							
21	SMITH, JaShaun	1	0-2	0-1	1-2	0	1	1	1	1	1	1	0	0	0	25	
24	GETER, Damarion	1	3-4	0-0	2-2	0	5	5	3	8	0	3	2	0	0	30	
30	SHIELDS, Chris	1	1-4	0-1	0-0	0	3	3	2	2	0	3	0	1	0	24	
02	ASHE, B.K.	g	6-13	2-5	3-4	2	2	4	3	17	2	8	0	0	0	33	
12	GLOVER, Charles	g	0-4	0-2	3-4	0	3	3	0	3	1	2	0	1	0	27	
00	EZEANI, Dominic	g	0-0	0-0	0-2	0	0	0	0	0	0	0	0	0	0	4	
03	CHAPMAN, Kamil	g	2-7	2-4	1-2	0	2	2	2	7	0	4	0	0	0	20	
20	CINTRON, Jordan	g	0-4	0-1	2-6	1	4	5	3	2	0	3	0	1	0	23	
23	WILLIAMS, Boaz	g	0-2	0-0	0-0	0	2	2	0	0	0	2	0	1	0	14	
	Team					0	2	2									
	Totals		12-40	4-14	12-22	3	24	27	16	40	4	26	2	7	0	200	

FG % 1st Half: 9-20 45.0% 2nd half: 3-20 15.0% Game: 12-40 30.0% Deadball Rebounds: 7
 3FG % 1st Half: 3-6 50.0% 2nd half: 1-8 12.5% Game: 4-14 28.6%
 FT % 1st Half: 8-10 80.0% 2nd half: 4-12 33.3% Game: 12-22 54.5%

UNCG 71 • 4-1

#	Player	Total			3-Ptr			Rebounds			PF	TP	A	TO	Blk	Stl	Min
		FG-FGA	FG-FGA	FT-FTA	FG-FGA	FG-FGA	FT-FTA	Off	Def	Tot							
01	Marvin Smith	1	4-11	2-7	0-0	0	2	2	3	10	1	3	0	1	0	20	
21	James Dickey	1	1-5	0-0	0-0	4	7	11	1	2	1	5	5	1	0	28	
32	Jordy Kuiper	1	3-7	3-6	0-0	1	7	8	1	9	1	1	0	1	0	28	
10	Francis Alonso	g	5-10	3-6	3-4	0	1	1	2	16	1	1	0	0	0	24	
11	Demetrius Troy	g	2-7	1-6	0-1	0	2	2	1	5	6	5	0	1	0	23	
00	Kylia Sykes	g	0-2	0-2	0-0	1	0	1	0	3	3	1	0	1	0	10	
02	Malik Massey	g	2-4	1-3	2-2	0	0	0	1	7	1	0	0	0	0	15	
13	Justin Jordan	g	0-0	0-0	0-0	0	2	2	0	0	1	1	0	4	0	12	
14	Kyrin Galloway	g	4-6	0-2	3-7	3	2	5	3	11	0	1	0	0	0	19	
15	Garrett Collins	g	2-3	1-2	0-0	1	1	2	1	5	0	0	1	0	0	2	
24	Isaiah Miller	g	3-8	0-1	0-0	2	2	4	3	6	0	0	0	0	0	16	
25	Lloyd Burgess	g	0-0	0-0	0-0	0	1	1	1	0	0	0	0	0	0	3	
	Team					3	1	4									
	Totals		26-63	11-35	8-14	15	28	43	18	71	15	19	6	12	0	200	

FG % 1st Half: 13-33 39.4% 2nd half: 13-30 43.3% Game: 26-63 41.3% Deadball Rebounds: 4
 3FG % 1st Half: 6-20 30.0% 2nd half: 5-15 33.3% Game: 11-35 31.4%
 FT % 1st Half: 1-2 50.0% 2nd half: 7-12 58.3% Game: 8-14 57.1%

Officials: Jerome Hall, Nelson Santiago, Jemel Spearman
 Technical fouls: Longwood-None, UNCG-None.
 Attendance: 1635

Score by periods	1st	2nd	Total
Longwood	29	11	40
UNCG	33	38	71

	In	Off	2nd	Fast	Bench
Points	Paint	T/O	Chance	Break	
LWU	16	8	1	2	9
UNCG	20	30	19	10	29

Last FG - LWU 2nd-10:11, UNCG 2nd-00:30.
 Largest lead - LWU by 6 1st-13:32, UNCG by 31 2nd-00:30.
 LWU led for 05:05. UNCG led for 32:44. Game was tied for 01:28.

Score tied - 3 times.
 Lead changed - 4 times.

WAKE FOREST 81, UNCG 75

UNCG 75 • 4-2

#	Player	Total			3-Ptr			Rebounds			PF	TP	A	TO	Blk	Stl	Min
		FG-FGA	FG-FGA	FT-FTA	FG-FGA	FG-FGA	FT-FTA	Off	Def	Tot							
01	Marvin Smith	1	2-5	1-3	5-6	1	3	4	5	10	0	1	0	0	0	30	
21	James Dickey	1	1-7	0-0	3-8	5	3	8	4	5	3	2	0	3	0	31	
32	Jordy Kuiper	1	4-8	3-6	0-0	2	4	6	2	11	3	2	0	1	0	32	
10	Francis Alonso	g	11-17	7-10	2-2	0	0	0	4	31	4	4	0	0	0	33	
11	Demetrius Troy	g	2-6	1-3	2-3	0	0	0	0	7	1	1	0	0	0	25	
00	Kylia Sykes	g	0-0	0-0	0-1	0	1	1	3	0	0	0	0	0	0	6	
02	Malik Massey	g	2-3	1-2	0-0	0	1	1	2	5	2	0	0	0	0	22	
14	Kyrin Galloway	g	2-3	0-1	0-2	1	1	2	3	4	0	1	0	2	0	16	
15	Garrett Collins	g	0-0	0-0	0-0	0	0	0	0	0	0	0	0	0	0	0+	
24	Isaiah Miller	g	1-2	0-1	0-0	0	1	1	0	2	1	0	0	0	0	5	
	Team					0	0	0									
	Totals		25-51	13-26	12-22	9	14	23	23	75	14	11	0	8	0	200	

FG % 1st Half: 10-28 35.7% 2nd half: 15-23 65.2% Game: 25-51 49.0% Deadball Rebounds: 5
 3FG % 1st Half: 5-14 35.7% 2nd half: 8-12 66.7% Game: 13-26 50.0%
 FT % 1st Half: 5-9 55.6% 2nd half: 7-13 53.8% Game: 12-22 54.5%

Wake Forest 81 • 2-4

#	Player	Total			3-Ptr			Rebounds			PF	TP	A	TO	Blk	Stl	Min
		FG-FGA	FG-FGA	FT-FTA	FG-FGA	FG-FGA	FT-FTA	Off	Def	Tot							
20	Terrence Thompson	1	0-0	0-0	0-0	2	3	5	1	0	0	1	0	1	0	18	
04	Doral Moore	c	6-6	0-0	5-8	2	5	7	2	17	0	2	0	0	0	24	
10	Mitchell Wilbekin	g	2-7	2-5	0-0	0	3	3	3	6	3	2	0	1	0	31	
13	Bryant Crawford	g	4-8	0-2	3-3	0	3	3	2	11	5	5	0	1	0	32	
23	Chaundee Brown	g	0-2	0-0	4-4	1	2	3	2	4	0	2	0	1	0	14	
00	Brandon Childress	g	2-2	1-1	4-5	0	2	2	2	9	2	1	0	0	0	21	
01	Keyshawn Woods	g	6-9	3-4	5-6	0	1	1	3	20	2	2	0	0	0	27	
02	Donovan Mitchell	g	3-3	2-2	2-2	0	0	0	4	10	0	1	0	0	0	9	
11	Melo Eggleston	g	1-2	0-0	1-2	0	1	1	0	3	0	0	0	0	0	8	
30	Olivier Sarr	g	0-0	0-0	1-2	0	2	2	1	1	0	0	0	1	0	16	
34	Sunday Okeke	g	0-0	0-0	0-0	0	0	0	0	0	0	0	0	0	0	0+	
	Team					1	0	1									
	Totals		24-39	8-14	25-32	6	22	28	20	81	12	16	0	5	0	200	

FG % 1st Half: 11-20 55.0% 2nd half: 13-19 68.4% Game: 24-39 61.5% Deadball Rebounds: 2
 3FG % 1st Half: 3-8 37.5% 2nd half: 5-6 83.3% Game: 8-14 57.1%
 FT % 1st Half: 11-13 84.6% 2nd half: 14-19 73.7% Game: 25-32 78.1%

Officials: Les Jones, Jerry Heater, Justin Porterfield
 Technical fouls: UNCG-None, Wake Forest-None.
 Attendance: 6810

Score by periods	1st	2nd	Total
UNCG	30	45	75
Wake Forest	36	45	81

	In	Off	2nd	Fast	Bench
Points	Paint	T/O	Chance	Break	
UNCG	22	24	8	0	11
WF	26	6	10	2	43

Last FG - UNCG 2nd-00:23, WF 2nd-02:17.
 Largest lead - UNCG by 1 1st-16:43, WF by 12 2nd-11:45.
 UNCG led for 00:23. WF led for 38:29. Game was tied for 01:08.

Score tied - 1 time.
 Lead changed - 2 times.

PRESBYTERIAN 74, UNCG 72

UNCG 72 • 4-3

#	Player	Total			3-Ptr			Rebounds			PF	TP	A	TO	Blk	Stl	Min
		FG-FGA	FG-FGA	FT-FTA	FG-FGA	FG-FGA	FT-FTA	Off	Def	Tot							
01	Marvin Smith	1	2-9	1-3	0-0	2	2	4	2	5	3	2	0	1	0	26	
10	Francis Alonso	1	4-11	3-7	5-5	0	2	2	1	16	1	3	0	0	0	34	
11	Demetrius Troy	1	6-9	3-6	0-0	0	2	2	1	15	1	1	0	4	0	27	
21	James Dickey	1	9-11	0-0	0-2	5	8	13	3	18	2	2	0	0	0	34	
32	Jordy Kuiper	1	1-5	0-1	1-1	1	1	2	2	3	1	2	0	0	0	17	
00	Kylia Sykes	1	0-1	0-0	0-0	0	0	0	0	2	0	1	0	1	0	8	
02	Malik Massey	1	1-5	1-4	0-0	0	0	0	0	3	3	1	0	0	0	19	
14	Kyrin Galloway	1	3-4	2-2	0-1	0	4	4	2	8	0	1	0	0	0	20	
24	Isaiah Miller	1	2-3	0-0	0-0	0	0	0	3	4	1	0	0	0	0	15	
	Team					3	1	4									
	Totals		28-58	10-23	6-9	11	20	31	19	72	13	13	0	6	0	200	

FG % 1st Half: 14-29 48.3% 2nd half: 14-29 48.3% Game: 28-58 48.3% Deadball Rebounds: 1
 3FG % 1st Half: 5-10 50.0% 2nd half: 5-13 38.5% Game: 10-23 43.5%
 FT % 1st Half: 3-5 60.0% 2nd half: 3-4 75.0% Game: 6-9 66.7%

Presbyterian 74 • 3-5

#	Player	Total			3-Ptr			Rebounds			PF	TP	A	TO	Blk	Stl	Min
		FG-FGA	FG-FGA	FT-FTA	FG-FGA	FG-FGA	FT-FTA	Off	Def	Tot							
05	BELL, Davon	1	5-11	0-2	0-0	0	3	3	1	10	8	3	0	2	0	37	
11	TETE, Arnel	1	5-5	0-0	2-4	2	4	6	1	12	0	0	2	0	0	33	
14	DILLARD, Reggie	1	7-9	4-6	4-5	1	2	2	2	22	4	3	0	0	0	35	
15	LEWIS, Francois	1	2-6	1-4	0-0	0	4	4	4	5	1	1	0	0	0	20	
25	YOUNGER, J.C.	1	3-5	0-0	0-0	2	2	0	0	6	0	2	0	1	0	23	
00	WITHERS, Jaron	1	0-0	0-0	0-0	0	0	0	1	0	0	1	0	0	0	5	
03	CROUCH, Romeo	1	2-3	0-1	0-1	4	2	6	2	4	2	1	0	1	0		



2017-18 UNCG MEN'S BASKETBALL



UNCG 75, ELON 44

Elon 44 • 6-4

#	Player	Total			3-Ptr			Rebounds			PF	TP	A	TO	Blk	Stl	Min
		FG-FGA	FG-FGA	FT-FTA	FG-FGA	FG-FGA	FT-FTA	Off	Def	Tot							
00	Dawkins, Brian	3-9	0-4	1-1	0	4	4	0	7	0	2	0	1	27			
01	Seibring, Tyler	4-9	1-5	2-2	1	7	8	1	11	2	1	0	1	32			
02	Thompson, Dmitri	0-3	0-2	1-2	0	1	1	1	1	5	1	0	0	27			
13	Swoope, Dainan	1-6	1-6	0-0	0	2	2	0	3	0	2	0	1	23			
22	Santa Ana, Steven	2-6	0-4	2-2	1	4	5	1	6	1	1	0	0	27			
01	Radja, Dujie	1-1	0-0	0-0	0	0	0	0	2	0	0	0	0	4			
03	Fuller, Seth	0-1	0-1	0-0	0	0	0	0	0	0	0	0	0	4			
12	Priddy, Nathan	1-4	1-2	0-0	1	0	1	0	3	1	4	0	0	14			
20	Eberhardt, Sheldon	5-6	1-2	0-0	1	1	2	0	11	2	2	0	0	24			
33	Wright, Simon	0-4	0-2	0-0	0	2	2	1	0	0	3	0	0	16			
Team					0 2 2												
Totals		17-49	4-28	6-7	4	23	27	4	44	11	16	0	3	198			

FG % 1st Half: 8-25 32.0% 2nd half: 9-24 37.5% Game: 17-49 34.7% Deadball Rebounds 1
 3FG % 1st Half: 2-16 12.5% 2nd half: 2-12 16.7% Game: 4-28 14.3%
 FT % 1st Half: 1-1 100.0% 2nd half: 5-6 83.3% Game: 6-7 85.7%

UNCG 75 • 6-3

#	Player	Total			3-Ptr			Rebounds			PF	TP	A	TO	Blk	Stl	Min
		FG-FGA	FG-FGA	FT-FTA	FG-FGA	FG-FGA	FT-FTA	Off	Def	Tot							
01	Marvin Smith	5-9	2-5	0-0	0	1	1	12	2	1	0	4	21				
21	James Dickey	4-5	0-0	1-2	1	7	8	2	9	0	2	0	25				
32	Jordy Kuiper	3-6	1-2	0-0	1	2	3	2	7	0	1	0	20				
10	Francis Alonso	3-8	2-6	0-0	1	2	3	0	8	7	1	0	24				
11	Demetrius Troy	3-8	2-6	0-0	0	3	3	0	8	1	1	0	24				
00	Kylia Sykes	3-4	1-2	0-0	0	2	2	1	7	0	0	1	14				
02	Malik Massey	3-7	2-5	0-0	0	0	0	0	8	2	2	0	21				
13	Justin Jordan	1-1	0-0	0-0	0	0	0	1	2	0	0	0	3				
14	Kyrin Galloway	1-3	0-1	0-0	1	6	7	2	2	0	0	0	25				
15	Garrett Collins	0-0	0-0	0-0	0	1	1	1	0	0	0	0	6				
24	Isaiah Miller	5-7	0-0	2-2	0	1	1	0	12	2	0	0	19				
25	Lloyd Burgess	0-0	0-0	0-0	0	0	0	0	0	0	0	0	4				
Team					0 3 3												
Totals		31-58	10-27	3-4	4	28	32	10	75	14	8	1	13	200			

FG % 1st Half: 15-25 60.0% 2nd half: 16-33 48.5% Game: 31-58 53.4% Deadball Rebounds 1
 3FG % 1st Half: 4-12 33.3% 2nd half: 6-15 40.0% Game: 10-27 37.0%
 FT % 1st Half: 1-2 50.0% 2nd half: 2-2 100.0% Game: 3-4 75.0%

Officials: Gary Maxwell, Tim Gattis, Roger Ayers
 Technical fouls: UNCG-None. UNCG-None.
 Attendance: 2446

Score by periods	1st	2nd	Total
UNCG	19	25	44
UNCG	35	40	75

Last FG - ELON 2nd-01:03, UNCG 2nd-01:15.
 Largest lead - ELON None, UNCG by 31 2nd-02:05.
 ELON led for 00:00. UNCG led for 39:09. Game was tied for 00:51.

Points	In Paint	Off T/O	2nd Chance	Fast Break	Bench
UNCG	22	2	4	2	16
ELON	30	14	7	10	31

Score tied - 1 time.
 Lead changed - 0 times.

UNCG 71, UNCW 58

UNCW 58 • 2-6

#	Player	Total			3-Ptr			Rebounds			PF	TP	A	TO	Blk	Stl	Min
		FG-FGA	FG-FGA	FT-FTA	FG-FGA	FG-FGA	FT-FTA	Off	Def	Tot							
15	Cacok, Devontae	9-13	0-0	4-6	7	10	17	5	22	0	2	0	2	32			
30	Bryan, Marcus	1-4	0-0	0-0	1	2	3	0	2	1	1	1	1	27			
01	Fornes, Jaylen	2-7	1-2	1-2	1	4	5	3	6	1	3	0	3	23			
04	Talley, Jordan	2-10	1-4	3-6	1	2	3	4	8	3	3	1	0	28			
21	Taylor, Ty	4-12	2-4	6-8	1	9	10	1	16	1	2	0	0	29			
03	Richmond, Jaquell	0-4	0-1	0-0	0	1	1	1	0	0	1	0	0	17			
05	Gary, Jeffrey	0-2	0-1	0-0	0	0	0	0	0	0	1	2	0	11			
12	Estime, Jay	1-2	0-0	0-0	2	0	2	0	2	2	1	0	0	16			
13	Brown, Jacques	0-1	0-0	0-0	0	0	0	0	0	0	1	0	0	4			
14	Powell, Nick	0-3	0-2	0-0	1	1	2	0	0	0	0	0	0	7			
33	Kalina, Trey	1-3	0-0	0-0	2	0	2	1	2	0	1	1	0	6			
Team					0 1 1												
Totals		20-61	4-14	14-22	16	30	46	15	58	9	17	3	6	200			

FG % 1st Half: 11-35 31.4% 2nd half: 9-26 34.6% Game: 20-61 32.8% Deadball Rebounds 5,2
 3FG % 1st Half: 2-8 25.0% 2nd half: 2-6 33.3% Game: 4-14 28.6%
 FT % 1st Half: 9-11 81.8% 2nd half: 5-11 45.5% Game: 14-22 63.6%

UNCG 71 • 7-3

#	Player	Total			3-Ptr			Rebounds			PF	TP	A	TO	Blk	Stl	Min
		FG-FGA	FG-FGA	FT-FTA	FG-FGA	FG-FGA	FT-FTA	Off	Def	Tot							
01	Marvin Smith	5-11	3-7	2-2	1	5	6	4	15	1	0	0	0	26			
21	James Dickey	2-5	0-0	1-2	3	7	10	2	5	2	7	5	3	25			
32	Jordy Kuiper	3-9	1-6	0-2	3	5	8	4	7	1	0	1	26				
10	Francis Alonso	6-11	5-8	2-2	0	0	0	4	19	3	5	0	0	26			
11	Demetrius Troy	2-4	0-0	0-0	0	0	0	2	4	7	0	0	2	25			
00	Kylia Sykes	1-4	0-1	0-0	2	0	2	1	2	0	0	0	0	9			
02	Malik Massey	1-7	0-3	2-2	0	1	1	4	4	0	0	0	2	20			
14	Kyrin Galloway	1-5	0-1	1-2	3	8	11	1	3	0	0	1	2	23			
15	Garrett Collins	0-2	0-2	2-2	0	1	1	0	2	0	0	0	0	6			
24	Isaiah Miller	4-8	0-1	2-3	0	0	0	2	10	0	0	0	2	14			
Team					1 1 2												
Totals		25-66	9-29	12-17	13	28	41	21	71	14	12	7	12	200			

FG % 1st Half: 12-37 32.4% 2nd half: 13-29 44.8% Game: 25-66 37.9% Deadball Rebounds 1
 3FG % 1st Half: 3-19 15.8% 2nd half: 6-10 60.0% Game: 9-29 31.0%
 FT % 1st Half: 5-8 62.5% 2nd half: 7-9 77.8% Game: 12-17 70.6%

Officials: Mark Schnur, Matthew Potter, Josue Nieves
 Technical fouls: UNCW-None. UNCG-None.
 Attendance: 2307

Score by periods	1st	2nd	Total
UNCW	33	25	58
UNCG	32	39	71

Last FG - UNCW 2nd-05:33, UNCG 2nd-01:47.
 Largest lead - UNCW by 9 1st-13:28, UNCG by 13 2nd-01:47.
 UNCW led for 19:02. UNCG led for 18:52. Game was tied for 02:06.

Points	In Paint	Off T/O	2nd Chance	Fast Break	Bench
UNCW	20	9	18	10	4
UNCG	26	22	14	10	21

Score tied - 1 time.
 Lead changed - 1 time.

UNCG 81, N.C. STATE 76

UNCG 81 • 8-3

#	Player	Total			3-Ptr			Rebounds			PF	TP	A	TO	Blk	Stl	Min
		FG-FGA	FG-FGA	FT-FTA	FG-FGA	FG-FGA	FT-FTA	Off	Def	Tot							
01	Marvin Smith	7-12	2-6	0-2	4	6	10	2	16	1	2	0	0	34			
10	Francis Alonso	6-14	3-7	2-3	1	1	2	2	17	6	5	0	4	31			
11	Demetrius Troy	3-5	1-2	1-2	0	4	4	2	8	4	3	0	1	24			
21	James Dickey	1-3	0-0	0-0	1	2	3	5	2	1	1	1	1	20			
32	Jordy Kuiper	5-9	4-5	0-0	1	3	4	1	14	2	1	0	0	32			
00	Kylia Sykes	0-0	0-0	0-0	1	0	1	0	0	0	0	0	0	4			
02	Malik Massey	1-3	0-0	4-4	0	1	1	5	6	2	0	0	0	14			
14	Kyrin Galloway	2-4	0-1	0-0	1	5	6	1	4	0	0	0	0	21			
15	Garrett Collins	2-3	2-3	0-0	0	0	0	0	6	0	0	0	1	7			
24	Isaiah Miller	4-7	0-0	0-2	1	0	1	2	8	0	0	0	1	13			
Team					0 2 2												
Totals		31-60	12-24	7-13	10	24	34	20	81	16	13	1	8	200			

FG % 1st Half: 16-34 47.1% 2nd half: 15-26 57.7% Game: 31-60 51.7% Deadball Rebounds 2
 3FG % 1st Half: 6-13 46.2% 2nd half: 6-11 54.5% Game: 12-24 50.0%
 FT % 1st Half: 0-2 0.0% 2nd half: 7-11 63.6% Game: 7-13 53.8%

NC State 76 • 8-3

#	Player	Total			3-Ptr			Rebounds			PF	TP	A	TO	Blk	Stl	Min
		FG-FGA	FG-FGA	FT-FTA	FG-FGA	FG-FGA	FT-FTA	Off	Def	Tot							
00	ABU, Abdul-Malik	3-4	0-0	2-2	0	1	1	5	8	1	1	2	1	29			
01	FREEMAN, Lennard	6-6	0-0	4-6	1	6	7	1	16	0	0	0	0	27			
02	DORN, Torin	3-5	1-2	2-4	1	4	5	0	9	3	1	0	1	25			
10	BEVERLY, Braxton	5-13	4-9	2-3	1	3	4	4	16	8	1	0	0	40			
12	FREEMAN, Allenik	4-13	1-4	8-11	0	5	5	2	17	4	5	0	2	40			
14	YURTSEVEN, Omer	3-3	0-0	1-2	1	0	1	1	7	0	1	0	2	13			
15	HUNT, Sam	1-6	1-5	0-0	0	2	2	3									



2017-18 UNCG MEN'S BASKETBALL



UNCG 85, Southeastern 67

Southeastern 67 • 11-2

#	Player	Total			3-Ptr			Rebounds			PF	TP	A	T	Blk	Stl	Min
		FG-FGA	FG-FGA	FT-FTA	Off	Def	Tot	Off	Def	Tot							
02	Ryan Atkins	7-15	1-5	10-10	0	4	4	1	25	2	5	0	1	37			
03	CJ Reese	3-7	0-2	6-7	0	2	2	1	12	6	3	0	0	34			
05	Harrison Hebert	0-2	0-2	0-0	0	1	1	2	0	1	0	0	1	6			
10	Quennell Francis	2-4	0-1	0-0	0	2	2	1	4	0	2	0	2	16			
11	Carlton Holder	0-0	0-0	0-0	0	0	0	0	0	0	0	0	0	1			
12	Josiah Barsh	4-8	2-4	3-5	0	2	2	5	13	0	1	0	0	32			
15	Isaac Barsh	1-4	0-0	0-0	3	4	7	3	2	1	2	0	0	17			
20	Deion Fields	1-1	0-0	0-0	0	1	1	0	2	0	1	0	0	14			
21	Grant Bryant	3-4	0-0	0-2	0	1	1	4	6	0	1	0	0	23			
23	Ismael Celestin	1-4	0-1	0-0	0	0	0	4	2	0	1	0	1	9			
24	Wesley Johnson	0-1	0-0	1-2	0	0	0	1	1	0	0	1	0	10			
Team					0	2	2										
Totals		22-50	3-15	20-26	3	19	22	22	67	10	16	1	5	199			
FG % 1st Half:		9-21	42.9%	13-29	44.8%	Game: 22-50		44.0%					Deadball Rebounds				
3FG % 1st Half:		3-7	42.9%	0-8	0.0%	Game: 3-15		20.0%					1.2				
FT % 1st Half:		10-15	66.7%	10-11	90.9%	Game: 20-26		76.9%									

UNCG 85 • 9-4

#	Player	Total			3-Ptr			Rebounds			PF	TP	A	T	Blk	Stl	Min
		FG-FGA	FG-FGA	FT-FTA	Off	Def	Tot	Off	Def	Tot							
01	Marvin Smith	4-7	1-4	4-4	0	5	5	3	13	0	1	1	2	23			
14	Kyrin Galloway	2-2	0-0	3-4	2	0	2	5	7	0	1	0	0	14			
32	Jordy Kuiper	2-8	0-1	2-2	3	8	11	1	6	2	2	0	0	31			
10	Francis Alonso	6-10	4-7	4-4	0	2	2	4	20	0	2	0	0	25			
11	Demetrius Troy	3-6	2-3	0-0	0	1	1	1	8	3	1	0	1	22			
00	Kylia Sykes	4-5	2-3	1-1	0	1	1	0	11	2	1	0	1	21			
02	Malik Massey	3-6	0-2	2-4	0	4	4	2	8	2	2	0	0	18			
13	Justin Jordan	0-0	0-0	0-0	0	1	1	0	0	0	1	0	0	3			
15	Garrett Collins	0-2	0-0	0-0	0	1	1	1	0	1	1	0	1	16			
24	Isaiah Miller	5-10	0-0	2-3	3	4	7	2	12	3	5	0	3	22			
25	Lloyd Burgess	0-0	0-0	0-0	1	0	1	2	0	0	1	0	0	5			
Team					0	2	2										
Totals		29-56	9-22	18-22	9	29	38	21	85	13	18	1	8	200			
FG % 1st Half:		14-30	46.7%	15-26	57.7%	Game: 29-56		51.8%					Deadball Rebounds				
3FG % 1st Half:		4-11	36.4%	5-11	45.5%	Game: 9-22		40.9%					1.1				
FT % 1st Half:		7-10	70.0%	11-12	91.7%	Game: 18-22		81.8%									

Officials: Jonathan Wall, Patrick Harwood, Dwayne Carms
Technical fouls: Southeastern-None, UNCG-Marvin Smith.
Attendance: 1335

Score by periods	1st	2nd	Total
Southeastern	31	36	67
UNCG	39	46	85

Last FG - SEUM 2nd-00:18, UNCG 2nd-00:08.
Largest lead - SEUM by 8 1st-15:03, UNCG by 20 2nd-05:29.
SEUM led for 10:36. UNCG led for 27:15. Game was tied for 02:09.

Score tied - 1 time.
Lead changed - 1 time.

UNCG 71, Wofford 67

Wofford 67 • 8-5, 0-1 SoCon

#	Player	Total			3-Ptr			Rebounds			PF	TP	A	T	Blk	Stl	Min
		FG-FGA	FG-FGA	FT-FTA	Off	Def	Tot	Off	Def	Tot							
33	Cameron Jackson	6-10	0-0	0-2	4	4	8	2	12	0	2	3	2	33			
01	Derrick Brooks	2-3	1-1	2-2	2	3	5	3	7	4	2	0	0	35			
03	Fletcher Magee	7-19	6-13	1-1	0	1	1	3	21	0	2	0	0	35			
05	Storm Murphy	3-4	2-3	0-0	0	2	2	4	8	7	2	0	1	30			
15	Trevor Stumpe	6-13	3-8	0-0	3	6	9	1	15	3	3	0	1	35			
10	Nathan Hoover	0-2	0-1	0-0	0	0	0	0	0	0	0	0	0	10			
12	Dishon Lowery	0-1	0-0	0-0	0	0	0	0	0	0	0	0	0	0			
24	Keve Aluma	1-1	0-0	0-0	0	1	1	3	2	0	0	0	0	3			
31	Donovan Theme-Love	0-0	0-0	2-4	0	1	1	0	2	0	0	0	0	10			
50	Matthew Pegram	0-1	0-0	0-0	0	0	0	3	0	0	2	0	0	9			
Team					2	2	4										
Totals		25-54	12-26	5-9	11	20	31	19	67	14	14	3	4	200			
FG % 1st Half:		17-28	60.7%	8-26	30.8%	Game: 25-54		46.3%					Deadball Rebounds				
3FG % 1st Half:		8-13	61.5%	4-13	30.8%	Game: 12-26		46.2%					3				
FT % 1st Half:		5-7	71.4%	0-2	0.0%	Game: 5-9		55.6%									

UNCG 71 • 10-4, 1-0 SoCon

#	Player	Total			3-Ptr			Rebounds			PF	TP	A	T	Blk	Stl	Min
		FG-FGA	FG-FGA	FT-FTA	Off	Def	Tot	Off	Def	Tot							
21	James Dickey	5-9	0-0	1-2	4	3	7	1	11	0	1	3	1	31			
32	Jordy Kuiper	0-4	0-0	0-0	1	1	2	4	0	1	1	0	0	20			
01	Marvin Smith	0-4	0-2	6-8	2	1	3	0	6	1	3	1	1	29			
10	Francis Alonso	8-16	6-10	4-4	0	3	3	2	26	1	2	0	1	33			
11	Demetrius Troy	0-2	0-1	0-0	0	3	3	1	0	7	1	0	0	21			
00	Kylia Sykes	0-0	0-0	0-0	0	1	1	0	0	1	0	0	0	4			
02	Malik Massey	3-4	1-2	0-0	0	0	0	1	7	0	2	0	1	19			
14	Kyrin Galloway	3-3	0-0	1-1	1	0	1	2	7	1	0	0	0	14			
15	Garrett Collins	4-8	4-8	0-1	1	4	5	1	12	0	1	0	0	15			
24	Isaiah Miller	1-2	0-0	0-0	0	2	2	2	4	0	0	0	0	14			
Team					0	1	1										
Totals		24-52	11-27	12-16	9	19	28	14	71	16	11	4	4	200			
FG % 1st Half:		12-25	48.0%	12-27	44.4%	Game: 24-52		46.2%					Deadball Rebounds				
3FG % 1st Half:		6-12	50.0%	5-15	33.3%	Game: 11-27		40.7%					3				
FT % 1st Half:		3-4	75.0%	9-12	75.0%	Game: 12-16		75.0%									

Officials: Coy Gammon, John Dillon, Joey Richardson
Technical fouls: Wofford-None, UNCG-None.
Attendance: 2420

Score by periods	1st	2nd	Total
Wofford	47	20	67
UNCG	33	38	71

Last FG - WOF 2nd-00:02, UNCG 2nd-03:57.
Largest lead - WOF by 14 1st-00:11, UNCG by 7 1st-10:20.
WOF led for 17:53. UNCG led for 17:35. Game was tied for 04:32.

Score tied - 8 times.
Lead changed - 12 times.

UNCG 63, VMI 61

UNCG 63 • 11-4, 2-0

#	Player	Total			3-Ptr			Rebounds			PF	TP	A	T	Blk	Stl	Min
		FG-FGA	FG-FGA	FT-FTA	Off	Def	Tot	Off	Def	Tot							
01	Marvin Smith	3-14	1-7	0-0	1	6	7	2	7	0	2	0	0	25			
21	James Dickey	4-11	0-0	6-7	5	4	9	2	14	1	2	2	2	30			
32	Jordy Kuiper	0-2	0-2	0-0	2	4	6	2	0	4	0	0	0	31			
10	Francis Alonso	5-13	3-9	6-7	0	4	4	4	19	1	2	0	1	32			
11	Demetrius Troy	3-5	1-3	0-0	0	2	2	1	7	2	2	0	1	25			
00	Kylia Sykes	0-0	0-0	0-0	1	0	1	2	0	0	2	0	0	5			
02	Malik Massey	2-4	1-2	0-0	0	1	1	1	5	1	1	0	0	21			
13	Justin Jordan	0-0	0-0	0-0	0	0	0	1	0	0	0	0	0	2			
14	Kyrin Galloway	2-4	0-0	0-0	1	3	4	0	4	2	0	0	0	14			
15	Garrett Collins	1-1	1-1	0-0	0	1	1	0	3	0	0	0	0	6			
24	Isaiah Miller	2-3	0-0	0-0	1	0	1	4	4	1	3	0	2	9			
Team					2	5	7										
Totals		22-57	7-24	12-14	13	30	43	19	63	10	16	2	6	200			
FG % 1st Half:		15-28	53.6%	7-29	24.1%	Game: 22-57		38.6%					Deadball Rebounds				
3FG % 1st Half:		7-10	70.0%	0-14	0.0%	Game: 7-24		29.2%					1				
FT % 1st Half:		0-0	0.0%	12-14	85.7%	Game: 12-14		85.7%									

VMI 61 • 5-9, 0-3

#	Player	Total			3-Ptr			Rebounds			PF	TP	A	T	Blk	Stl	Min
		FG-FGA	FG-FGA	FT-FTA	Off	Def	Tot	Off	Def	Tot							
25	Tyler Creamer	2-4	0-0	0-0	2	1	3	2	4	0	1	0	1	16			
00	Austin Vereen	4-14	3-8	3-5	0	4	4	1	14	0	1	0	1	35			
01	Keith Smith	1-6	0-2	0-0	1	0	1	1	2	5	1	0	1	18			
02	Garrett Gilkeson	0-2	0-2	2-2	0	3	3	1	2	1	1	0	1	17			
23	Bubba Parham	6-9	2-3	5-7	0	4	4	3	19	4	0	0	2	34			
04	Fred Iruafemi	3-4	0-0	2-2	0	1	1	5	8	0	1	1	1	17			
05	Greg Parham	2-5	1-2	2-2	1	1	2	3	7	1	2	0	2	22			
11	Jordan Ratliffe	0-1	0-0	1-2	0	0	0	0	1	0	0	0	0	5			
24	Will Miller	0-1	0-0	0-0	0	2	2	0	0	0	0	0	0	12			
31	Sarju Patel	1-3	1-2	1-3	0	6	6	1	4	1	0	0	0	24			
Team					1	1	2										
Totals		19-49	7-19	16-23	5	23	28	17	61	9	12	2	9	200			
FG % 1st Half:		7-23	30.4%	12-26	46.2%	Game: 19-49		38.8%					Deadball Rebounds				
3FG % 1st Half:		3-															



2017-18 UNCG MEN'S BASKETBALL



UNCG 66, WESTERN CAROLINA 55

UNCG 66 • 12-5, 3-1 SoCon

#	Player	Total			3-Ptr			Rebounds			PF	TP	A	T	Blk	Stl	Min
		FG-FGA	FG-FGA	FT-FTA	Off	Def	Tot	Off	Def	Tot							
01	Marvin Smith	9-15	3-8	3-3	3	6	9	1	24	0	2	0	2	0	2	32	
21	James Dickey	0-2	0-0	0-0	4	4	8	2	0	1	3	2	1	0	1	28	
32	Jordy Kuiper	4-8	1-4	0-0	1	3	4	3	9	2	1	0	0	0	0	29	
10	Francis Alonso	7-15	4-11	2-3	0	2	2	4	20	2	4	0	0	3	31		
11	Demetrius Troy	1-4	0-2	0-0	0	1	1	2	2	7	1	0	0	0	0	27	
00	Kylia Sykes	0-0	0-0	0-0	0	0	0	1	0	0	1	0	0	0	0	4	
02	Malik Massey	0-0	0-0	0-1	0	0	0	2	0	1	2	0	1	0	0	13	
14	Kyrin Galloway	3-4	1-2	0-0	0	4	4	2	7	0	1	1	0	0	0	20	
15	Garrett Collins	1-2	0-1	0-0	1	0	1	1	2	0	0	0	0	0	0	3	
24	Isaiah Miller	1-3	0-1	0-0	4	2	6	1	2	0	4	0	0	1	0	13	
	Team				1	0	1					2					
	Totals	26-53	9-29	5-7	14	22	36	19	66	13	21	3	8	2	0	200	

FG % 1st Half: 10-26 38.5% 2nd half: 16-27 59.3% Game: 26-53 49.1% Deadball Rebounds: 1
 3FG % 1st Half: 1-12 8.3% 2nd half: 8-17 47.1% Game: 9-29 31.0%
 FT % 1st Half: 3-4 75.0% 2nd half: 2-3 66.7% Game: 5-7 71.4%

Western Carolina 55 • 7-10, 3-2 SoCon

#	Player	Total			3-Ptr			Rebounds			PF	TP	A	T	Blk	Stl	Min
		FG-FGA	FG-FGA	FT-FTA	Off	Def	Tot	Off	Def	Tot							
12	Gosselin, Marc	1-3	0-1	0-0	1	3	4	3	2	0	3	0	1	0	1	23	
23	Amius, Mike	6-13	0-0	7-13	1	3	4	1	19	1	4	0	1	0	1	28	
01	Johnson, Desmond	1-2	0-0	4-4	0	2	2	3	6	2	2	0	0	3	26		
02	Halvorsen, Matt	0-4	0-3	2-2	0	0	0	2	2	0	1	0	0	0	0	19	
13	Parks, Deriece	4-7	4-7	0-0	0	3	3	0	12	2	2	0	2	3	31		
00	Smith, Maurice	1-2	0-0	1-2	1	0	1	1	3	1	1	1	0	0	0	20	
05	Peterson, Devin	1-4	0-0	5-6	0	1	1	1	7	1	0	0	1	0	0	26	
11	Mutombo, Haboubacar	1-2	1-1	1-2	0	0	0	0	4	0	0	0	0	1	1	13	
33	Steger, Onno	0-0	0-0	0-0	0	0	0	0	0	0	1	0	0	0	0	6	
41	Brooks, Charlenandez	0-1	0-0	0-0	0	1	1	0	0	0	0	0	1	1	0	8	
	Team				2	1	3					1					
	Totals	15-38	5-12	20-29	5	14	19	11	55	7	15	2	10	2	0	200	

FG % 1st Half: 7-22 31.8% 2nd half: 8-16 50.0% Game: 15-38 39.5% Deadball Rebounds: 5
 3FG % 1st Half: 3-8 37.5% 2nd half: 2-4 50.0% Game: 5-12 41.7%
 FT % 1st Half: 7-10 70.0% 2nd half: 13-19 68.4% Game: 20-29 69.0%

Officials: Jason Page, Isaac Barnett, Keith Fogleman
 Technical fouls: UNCG-None. Western Carolina-None.
 Attendance: 1237

Score by periods	1st	2nd	Total
UNCG	24	42	66
Western Carolina	24	31	55

Last FG - UNCG 2nd-00:39, WCU 2nd-00:31.
 Largest lead - UNCG by 13 2nd-00:39, WCU by 2 2nd-18:58.
 UNCG led for 35:15. WCU led for 03:28. Game was tied for 00:47.

	In	Off	2nd	Fast	Bench
Points	30	20	17	6	11
UNCG	16	11	5	0	14
WCU					

Score tied - 2 times.
 Lead changed - 6 times.

UNCG 72, THE CITADEL 58

The Citadel 58 • 6-12, 1-5 SoCon

#	Player	Total			3-Ptr			Rebounds			PF	TP	A	T	Blk	Stl	Min
		FG-FGA	FG-FGA	FT-FTA	Off	Def	Tot	Off	Def	Tot							
25	Alex Reed	0-4	0-4	0-0	2	2	4	2	0	1	3	0	0	1	0	18	
35	Zane Najdawi	10-16	2-3	3-6	1	6	7	1	25	1	3	1	1	0	1	31	
01	Frankie Johnson	2-7	1-5	0-0	1	4	5	1	5	7	2	0	1	0	1	30	
03	Matt Frierson	4-12	4-11	5-6	0	2	2	1	17	0	2	0	1	0	1	35	
23	Kaelon Harris	1-6	0-2	0-2	2	3	5	3	2	0	1	1	0	0	0	22	
02	Quayson Williams	1-4	0-3	1-1	0	1	1	2	3	1	2	0	1	0	1	20	
04	Tariq Simmons	0-1	0-0	0-0	0	0	0	0	0	0	0	0	0	0	0	4	
05	Rob Johnson	0-0	0-0	0-0	1	1	2	1	0	0	0	0	1	0	1	12	
10	Leandro Allende	3-4	0-1	0-0	0	3	3	2	6	2	0	0	1	0	1	24	
11	Kaiden Rice	0-0	0-0	0-0	0	0	0	0	0	0	0	0	1	0	1	2	
33	Hayden Brown	0-0	0-0	0-0	0	1	1	0	0	0	1	0	0	0	0	2	
	Team				2	1	3										
	Totals	21-54	7-29	9-15	9	24	33	13	58	12	15	3	6	2	0	200	

FG % 1st Half: 11-26 42.3% 2nd half: 10-28 35.7% Game: 21-54 38.9% Deadball Rebounds: 1,1
 3FG % 1st Half: 4-16 25.0% 2nd half: 3-13 23.1% Game: 7-29 24.1%
 FT % 1st Half: 4-8 50.0% 2nd half: 5-7 71.4% Game: 9-15 60.0%

UNCG 72 • 13-5, 4-1 SoCon

#	Player	Total			3-Ptr			Rebounds			PF	TP	A	T	Blk	Stl	Min
		FG-FGA	FG-FGA	FT-FTA	Off	Def	Tot	Off	Def	Tot							
01	Marvin Smith	4-17	3-10	3-4	4	6	10	2	14	1	2	0	4	0	0	30	
21	James Dickey	4-5	0-0	2-2	2	6	8	3	10	2	2	3	0	0	0	26	
32	Jordy Kuiper	2-6	1-4	1-2	2	1	3	4	6	0	1	1	0	0	0	25	
10	Francis Alonso	1-4	1-3	0-0	0	4	4	1	3	3	1	0	1	0	1	27	
11	Demetrius Troy	4-5	4-5	0-0	1	3	4	0	12	8	2	0	1	0	1	29	
00	Kylia Sykes	0-1	0-1	0-0	0	0	0	0	0	0	0	0	0	0	0	6	
02	Malik Massey	2-7	1-4	0-0	0	1	1	2	5	0	2	0	0	0	0	11	
14	Kyrin Galloway	1-6	0-2	2-3	2	5	7	2	4	0	2	1	0	0	0	22	
15	Garrett Collins	2-2	1-1	0-0	0	1	1	0	5	0	1	0	0	0	0	8	
24	Isaiah Miller	6-11	0-0	1-2	4	1	5	1	13	0	0	0	2	1	0	16	
	Team				0	1	1										
	Totals	26-64	11-30	9-13	15	29	44	15	72	14	14	5	9	2	0	200	

FG % 1st Half: 15-35 42.9% 2nd half: 11-29 37.9% Game: 26-64 40.6% Deadball Rebounds: 2
 3FG % 1st Half: 7-16 43.8% 2nd half: 4-14 28.6% Game: 11-30 36.7%
 FT % 1st Half: 4-6 66.7% 2nd half: 5-7 71.4% Game: 9-13 69.2%

Officials: Glenn Tuitt, Barry Mathis, Evan Berg
 Technical fouls: The Citadel-None. UNCG-None.
 Attendance: 3135

Score by periods	1st	2nd	Total
The Citadel	30	28	58
UNCG	41	31	72

Last FG - CIT 2nd-01:10, UNCG 2nd-00:15.
 Largest lead - CIT by 2 1st-16:29, UNCG by 22 2nd-10:07.
 CIT led for 00:18. UNCG led for 39:24. Game was tied for 00:18.

	In	Off	2nd	Fast	Bench
Points	24	14	6	7	9
CIT	26	22	13	8	27
UNCG					

Score tied - 0 times.
 Lead changed - 2 times.

UNCG 70, MERCER 66 (OT)

Mercer 66 • 10-10, 3-4 SoCon

#	Player	Total			3-Ptr			Rebounds			PF	TP	A	T	Blk	Stl	Min
		FG-FGA	FG-FGA	FT-FTA	Off	Def	Tot	Off	Def	Tot							
00	Desmond Ringer	2-5	0-0	1-2	0	3	3	2	5	1	1	0	0	0	0	25	
34	Stephon Jelks	4-9	2-6	1-2	3	8	11	3	11	1	2	2	1	0	1	38	
05	Jordan Strawberry	2-9	1-2	2-2	1	3	4	4	7	5	1	0	0	0	0	36	
14	Ethan Stair	3-8	2-4	2-2	1	6	7	5	10	0	1	0	0	1	0	27	
23	Demetre Rivers	4-6	1-1	2-2	2	0	2	3	11	1	5	0	1	0	1	34	
01	Cory Kilby	1-1	1-1	1-2	0	3	3	0	4	0	0	0	1	1	0	14	
02	Jaylen Stowe	0-1	0-0	1-2	1	2	3	4	1	0	2	0	2	0	0	18	
03	Marcus Cohen	1-5	0-0	4-4	0	1	1	3	6	2	2	0	1	0	1	18	
11	Ryan Johnson	0-0	0-0	0-0	0	0	0	1	0	0	1	0	0	0	0	5	
20	Ross Cummings	3-6	3-5	2-2	0	0	0	1	11	0	1	0	0	0	0	9	
21	Mason Green	0-0	0-0	0-0	0	0	0	0	0	0	0	0	0	0	0	1	
	Team				1	0	1					2					
	Totals	20-50	10-19	16-20	9	26	35	26	66	10	18	3	7	2	0	225	

FG % 1st Half: 8-21 38.1% 2nd half: 10-20 50.0% OT: 2-9 22.2% Game: 20-50 40.0% Deadball Rebounds: 4,1
 3FG % 1st Half: 2-7 28.6% 2nd half: 7-9 77.8% OT: 1-3 33.3% Game: 10-19 52.6%
 FT % 1st Half: 6-8 75.0% 2nd half: 4-6 66.7% OT: 6-6 100.0% Game: 16-20 80.0%

UNCG 70 • 14-5, 5-1 SoCon

#	Player	Total			3-Ptr			Rebounds			PF	TP	A	T	Blk	Stl	Min
		FG-FGA	FG-FGA	FT-FTA	Off	Def	Tot	Off	Def	Tot							
01	Marvin Smith	4-13	3-9	4-9	2	2	4	4	15	1	1	1	1	0	1	33	
21	James Dickey	4-4	0-0	1-2	2	6	8	2	9	1	3	2	0	0	0	34	
32	Jordy Kuiper	3-7	0-3	2-4	0	4	4	3	8	1	1	0	0	0	0	33	
10	Francis Alonso	4-11	3-7	6-7	1	0	1	3	17	6	1	0	0	0	0	34	
11	Demetrius Troy	4-9	2-4	2-2	0	4	4	1	12	1	2	0	2	0	0	31	
00	Kylia Sykes	0-0	0-0	0-0	0	0	0	2	0	0	0	1	0	0	0	7	
02	Malik Massey	0-2	0-2	0-0	0	0	0	1	0	0	0	0	0	0	0	14	
14	Kyrin Galloway	0-1	0-1	1-2	2	1	3	2	1	0	0	0	0	0	0	18	
15	Gar																



2017-18 UNCG MEN'S BASKETBALL



UNCG 98, SAMFORD 82

UNCG 98 • 16-5, 7-1 SoCon

#	Player	Total			3-Ptr			Rebounds			PF	TP	A	TO	Bk	Stl	Min
		FG-FGA	FG-FGA	FT-FTA	FG-FGA	FG-FGA	FT-FTA	Off	Def	Tot							
01	Marvin Smith	5-9	3-5	5-6	2	5	7	3	18	4	1	1	1	1	24		
21	James Dickey	5-9	0-0	0-0	1	3	4	2	10	0	3	2	0	0	25		
32	Jordy Kuiper	6-11	4-5	0-0	3	4	7	3	16	0	5	0	1	0	27		
10	Francis Alonso	8-10	8-9	0-0	0	4	4	2	24	3	3	0	0	0	28		
11	Demetrius Troy	0-0	0-0	0-0	0	1	1	4	0	11	5	0	2	0	26		
00	Kyilia Sykes	2-2	0-0	0-0	0	1	1	3	4	0	0	1	1	1	12		
13	Justin Jordan	1-2	0-0	3-4	0	0	0	2	5	1	0	0	0	0	13		
14	Kyrin Galloway	2-3	0-0	4-4	2	4	6	0	8	3	0	0	0	0	23		
15	Garrett Collins	1-2	1-2	0-0	0	0	0	0	3	0	0	0	0	0	5		
24	Isaiah Miller	4-5	0-0	2-2	1	3	4	4	10	3	2	0	2	1	17		
	Team				1	2	3										
	Totals	34-53	16-21	14-16	10	27	37	23	98	25	20	4	7	200			

FG % 1st Half: 17-27 63.0% 2nd half: 17-26 65.4% Game: 34-53 64.2% Deadball Rebounds: 1

3FG % 1st Half: 9-11 81.8% 2nd half: 7-10 70.0% Game: 16-21 76.2%

FT % 1st Half: 10-10 100.0% 2nd half: 4-6 66.7% Game: 14-16 87.5%

Samford 82 • 7-15, 3-6 SoCon

#	Player	Total			3-Ptr			Rebounds			PF	TP	A	TO	Bk	Stl	Min
		FG-FGA	FG-FGA	FT-FTA	FG-FGA	FG-FGA	FT-FTA	Off	Def	Tot							
13	Eric Adams	2-4	0-0	1-2	1	2	3	4	5	0	2	1	1	1	17		
15	Stefan Ladic	2-3	0-1	0-1	2	2	4	1	4	0	2	0	0	0	22		
02	Justin Coleman	5-11	4-6	2-2	0	1	1	2	16	2	3	0	0	0	36		
04	Triston Chambers	3-12	0-5	2-2	2	1	3	1	8	0	0	0	2	28			
22	D. Denzel-Dyson	6-19	3-9	4-4	2	1	3	1	19	3	2	1	1	31			
01	Keivon Nolan	2-3	1-2	0-0	0	0	0	0	5	1	0	0	2	18			
03	Josh Sharkey	4-5	1-2	16-18	0	0	0	2	25	3	1	0	4	29			
24	Gerald Smith	0-1	0-1	0-0	0	0	0	1	0	2	0	0	1	11			
55	Alex Peters	0-0	0-0	0-0	0	0	0	2	0	0	0	0	0	8			
	Team				2	3	5										
	Totals	24-58	9-26	25-29	9	10	19	14	82	11	8	3	11	200			

FG % 1st Half: 7-28 25.0% 2nd half: 17-30 56.7% Game: 24-58 41.4% Deadball Rebounds: 2

3FG % 1st Half: 2-9 22.2% 2nd half: 7-17 41.2% Game: 9-26 34.6%

FT % 1st Half: 14-16 87.5% 2nd half: 11-13 84.6% Game: 25-29 86.2%

Officials: Barry Mathis, David Carter and Grant Today
 Technical fouls: UNCG-None. Samford-None.
 Attendance: 1629

Score by periods	1st	2nd	Total
UNCG	53	45	98
Samford	30	52	82

Last FG - UNCG 2nd-02:54, SAM 2nd-01:37.
 Largest lead - UNCG by 26 2nd-17:45, SAM None.
 UNCG led for 39:44, SAM led for 00:00. Game was tied for 00:16.

Score tied - 0 times.
 Lead changed - 0 times.

CHATTANOOGA 87, UNCG 85 (2OT)

UNCG 85 • 16-6, 7-2 SoCon

#	Player	Total			3-Ptr			Rebounds			PF	TP	A	TO	Bk	Stl	Min
		FG-FGA	FG-FGA	FT-FTA	FG-FGA	FG-FGA	FT-FTA	Off	Def	Tot							
01	Marvin Smith	4-13	1-8	5-7	1	7	8	5	14	0	0	1	1	35			
21	James Dickey	3-4	0-0	2-2	3	5	8	5	8	1	3	3	1	25			
32	Jordy Kuiper	2-6	0-2	0-0	1	1	2	5	4	0	1	0	0	15			
10	Francis Alonso	7-21	4-16	2-2	2	2	4	5	20	4	2	0	1	38			
11	Demetrius Troy	0-7	0-4	2-2	0	0	0	1	2	6	1	0	2	39			
00	Kyilia Sykes	0-1	0-1	0-0	1	0	1	2	0	1	0	0	1	14			
13	Justin Jordan	0-1	0-0	0-0	0	0	0	0	0	0	0	0	0	4			
14	Kyrin Galloway	6-6	2-2	0-0	1	3	4	5	14	0	0	0	1	32			
15	Garrett Collins	2-5	2-5	0-0	0	3	3	0	6	1	1	0	1	22			
24	Isaiah Miller	7-12	0-0	3-5	2	2	4	0	17	2	3	0	1	26			
	Team				4	4	8										
	Totals	31-76	9-38	14-18	15	27	42	28	85	15	11	4	9	250			

FG % 1st Half: 16-30 53.3% 2nd half: 8-31 25.8% OT: 7-15 46.7% Game: 31-76 40.8% Deadball Rebounds: 0

3FG % 1st Half: 6-15 40.0% 2nd half: 0-14 0.0% OT: 3-9 33.3% Game: 9-38 23.7%

FT % 1st Half: 3-4 75.0% 2nd half: 6-7 85.7% OT: 5-7 71.4% Game: 14-18 77.8%

Chattanooga 87 • 8-15, 2-8 SoCon

#	Player	Total			3-Ptr			Rebounds			PF	TP	A	TO	Bk	Stl	Min
		FG-FGA	FG-FGA	FT-FTA	FG-FGA	FG-FGA	FT-FTA	Off	Def	Tot							
05	Nat Dixon	9-16	3-6	9-9	3	5	8	1	30	1	1	1	1	47			
02	Joshua Phillips	2-5	0-0	6-10	0	12	12	4	10	1	0	1	0	32			
00	Makale Foreman	3-7	3-6	0-0	0	0	0	1	9	3	0	0	0	45			
01	Rodney Chatman	5-10	3-4	9-11	2	7	9	4	22	4	12	0	1	47			
03	David Jean-Baptiste	0-4	0-2	0-0	1	0	1	0	0	1	0	0	0	18			
10	James Lewis, Jr.	2-3	0-0	0-2	0	2	2	2	4	0	1	1	1	22			
22	Makinde London	2-10	1-3	4-4	0	6	6	2	9	3	0	1	0	36			
33	Jonathan Bryant II	1-1	0-0	1-2	0	0	0	0	3	0	0	0	1	3			
	Team				3	2	5										
	Totals	24-56	10-21	29-38	9	34	43	14	87	13	15	4	4	250			

FG % 1st Half: 11-29 37.9% 2nd half: 9-19 47.4% OT: 4-8 50.0% Game: 24-56 42.9% Deadball Rebounds: 5

3FG % 1st Half: 5-11 45.5% 2nd half: 2-6 33.3% OT: 3-4 75.0% Game: 10-21 47.6%

FT % 1st Half: 4-8 50.0% 2nd half: 12-15 80.0% OT: 13-15 86.7% Game: 29-38 76.3%

Officials: Doug Simons, Tim Gattis, Brent Hampton
 Technical fouls: UNCG-None. Chattanooga-Rodney Chatman.
 Attendance: 2503

Score by periods	1st	2nd	OT	OT2	Total
UNCG	41	22	12	10	85
Chattanooga	31	32	12	12	87

Last FG - UNCG OT2-00:50, UTC OT2-03:05.
 Largest lead - UNCG by 11 2nd-14:51, UTC by 6 2nd-01:39.
 UNCG led for 28:50, UTC led for 13:21. Game was tied for 07:48.

Points	In	Off	2nd	Fast	Bench
UNCG	34	13	13	0	37
UTC	20	12	6	0	16

Score tied - 12 times.
 Lead changed - 9 times.

UNCG 73, VMI 51

VMI 51 • 7-15, 2-9 SoCon

#	Player	Total			3-Ptr			Rebounds			PF	TP	A	TO	Bk	Stl	Min
		FG-FGA	FG-FGA	FT-FTA	FG-FGA	FG-FGA	FT-FTA	Off	Def	Tot							
25	Tyler Creammer	4-7	0-0	2-2	1	4	5	2	10	1	2	1	2	28			
00	Austin Vereen	5-14	4-9	0-0	1	3	4	0	14	1	1	0	2	35			
01	Keith Smith	3-4	0-1	1-2	0	1	1	1	7	3	4	1	1	27			
02	Garrett Gilkeson	0-1	0-0	1-2	0	3	3	1	1	0	3	0	2	20			
23	Bubba Parham	5-7	1-2	2-4	0	5	5	1	13	3	4	0	0	34			
04	Fred Iruafemi	0-1	0-0	0-0	1	2	3	4	0	1	0	0	0	12			
05	Greg Parham	0-2	0-1	0-0	0	0	0	2	0	2	0	0	0	7			
11	Jordan Ratliffe	0-6	0-1	0-0	0	3	3	2	0	0	0	0	0	13			
15	Myles Lewis	0-0	0-0	4-4	1	0	1	0	4	0	1	0	1	8			
24	Will Miller	0-1	0-1	0-0	0	0	0	2	0	2	0	0	0	6			
31	Sarju Patel	1-1	0-0	0-0	0	0	0	2	1	0	0	0	0	10			
	Team				0	4	4										
	Totals	18-44	5-15	10-14	4	25	29	15	51	9	23	2	8	200			

FG % 1st Half: 8-20 40.0% 2nd half: 10-24 41.7% Game: 18-44 40.9% Deadball Rebounds: 2,2

3FG % 1st Half: 1-5 20.0% 2nd half: 4-10 40.0% Game: 5-15 33.3%

FT % 1st Half: 1-2 50.0% 2nd half: 9-12 75.0% Game: 10-14 71.4%

UNCG 73 • 17-6, 8-2 SoCon

#	Player	Total			3-Ptr			Rebounds			PF	TP	A	TO	Bk	Stl	Min
		FG-FGA	FG-FGA	FT-FTA	FG-FGA	FG-FGA	FT-FTA	Off	Def	Tot							
01	Marvin Smith	4-11	3-9	2-2	0	4	4	1	13	4	0	1	1	25			
21	James Dickey	4-7	0-0	4-6	4	6	10	0	12	4	0	1	0	26			
32	Jordy Kuiper	3-6	2-4	2-2	0	0	0	10	1	4	0	0	0	22			
10	Francis Alonso	2-10	2-9	0-0	1	1	2	3	6	2	1	1	2	27			
11	Demetrius Troy	2-9	1-6	0-0	0	3	3	1	5	1	1	0	2	23			
00	Kyilia Sykes	2-3	1-2	0-0	0	0	0	2	5	0	0	0	1	16			
13	Justin Jordan	1-1	0-0	0-0	0	0	0	1	2	2	1	0	0	12			
14	Kyrin Galloway	2-6	1-2	1-2	3	2	5	1	6	0	2	2	0	20			
15	Garrett Collins	1-4	0-3	1-1	0	1	1	3	0	1	0	1	1	11			
24	Isaiah Miller	5-7	0-0	1-1	1	4	5	2	11	3	2	0	2	18			
	Team				2	3	5										
	Totals	26-64	10-35	11-14	11	24	35	12	73	17	12	5	9	200			

FG % 1st Half: 15-33 45.5% 2nd half: 11-31 35.5% Game: 26-64 40.6% Deadball Rebounds: 3

3FG % 1st Half: 6-19 31.6% 2nd half: 4-16 25.0% Game: 10-35 28.6%

FT % 1st Half: 5-7 71.4% 2nd half: 6-7 85.7% Game: 11-14 78.6%

Officials: Jerome Hall, Kevin Mathis, Frankie Bordeaux
 Technical fouls: VMI-None, UNCG-Francis Alonso.
 Attendance: 2572

Score by periods	1st	2nd	Total
UNCG	18	33	51
VMI	41	32	73

Last FG - VMI 2nd-03:32, UNCG 2nd-00:15.
 Largest lead - VMI None, UNCG by 24 2nd-02:11.
 VMI led for 00:00, UNCG led for 39:45. Game was tied for 00:15.

Score tied - 0 times.
 Lead changed - 0 times.



2017-18 UNCG MEN'S BASKETBALL



UNCG 65, WESTERN CAROLINA 48

Western Carolina 48 • 12-14, 7-6 SoCon

#	Player	Total			3-Ptr			Rebounds			PF	TP	A	T	Bk	Stl	Min
		FG-FGA	FG-FGA	FT-FTA	FG-FGA	FG-FGA	FT-FTA	Off	Def	Tot							
12	Gosselin, Marc	f	6-10	1-2	2-2	2	7	9	1	15	3	2	0	0	0	36	
23	Amius, Mike	f	1-3	0-0	4-6	0	2	2	3	6	0	2	2	2	16		
24	Williams, Ashley	f	1-4	0-1	0-0	1	0	1	3	2	0	0	0	0	8		
01	Johnson, Desmond	g	0-5	0-1	0-0	0	2	2	1	0	0	0	0	1	13		
13	Parks, Deriece	g	3-11	1-7	0-0	1	5	6	1	7	1	5	1	1	37		
00	Smith, Maurice	g	0-2	0-1	0-0	0	1	1	0	0	0	1	0	0	6		
02	Halvorsen, Matt	g	2-8	2-6	3-3	0	0	0	1	9	1	2	0	0	26		
05	Peterson, Devin	g	2-4	1-2	0-0	0	4	4	3	5	2	3	1	0	23		
11	Mutombo, Haboubacar	g	0-0	0-0	0-0	0	0	0	0	0	0	0	0	0	1		
21	Thomas, Marcus	g	2-4	0-0	0-0	2	0	2	2	4	0	2	0	0	15		
33	Steger, Onno	g	0-1	0-1	0-0	0	1	1	1	0	0	0	0	0	5		
41	Brooks, Charlendez	g	0-0	0-0	0-0	1	0	1	1	0	0	0	0	0	3		
44	Sledd, Adam	g	0-1	0-0	0-0	0	0	0	0	0	1	1	1	1	11		
	Team					3	1	4									
	Totals		17-53	5-21	9-11	10	23	33	17	48	8	19	5	5	200		

FG % 1st Half: 10-26 38.5% 2nd half: 7-27 25.9% Game: 17-53 32.1%
 3FG % 1st Half: 2-11 18.2% 2nd half: 3-10 30.0% Game: 5-21 23.8%
 FT % 1st Half: 4-6 66.7% 2nd half: 5-5 100.0% Game: 9-11 81.8%

Deadball Rebounds 2,2

UNCG 65 • 19-6, 10-2 SoCon

#	Player	Total			3-Ptr			Rebounds			PF	TP	A	T	Bk	Stl	Min
		FG-FGA	FG-FGA	FT-FTA	FG-FGA	FG-FGA	FT-FTA	Off	Def	Tot							
01	Marvin Smith	f	0-8	0-5	4-5	2	4	6	2	4	0	3	1	1	28		
21	James Dickey	f	3-8	0-0	5-8	3	6	9	2	11	1	2	1	0	23		
32	Jordy Kuiper	f	4-6	2-3	2-2	1	1	2	1	12	1	1	0	1	29		
10	Francis Alonso	g	2-9	1-7	0-0	2	1	3	2	5	4	4	0	2	30		
11	Demetrius Troy	g	3-7	3-5	1-3	0	3	3	1	10	3	2	1	2	24		
00	Kylia Sykes	g	1-2	0-1	0-1	0	2	2	3	2	0	0	0	0	11		
13	Justin Jordan	g	0-0	0-0	0-0	0	1	1	1	0	0	0	0	0	6		
14	Kyrin Galloway	g	3-5	0-2	1-2	0	3	3	0	7	0	2	1	0	24		
15	Garrett Collins	g	1-1	0-0	2-2	0	0	0	0	4	0	0	0	0	4		
24	Isaiah Miller	g	5-7	0-0	0-0	1	3	4	2	10	6	0	0	4	21		
	Team					2	3	3									
	Totals		22-53	6-23	15-23	11	25	36	14	65	15	14	4	10	200		

FG % 1st Half: 8-25 32.0% 2nd half: 14-28 50.0% Game: 22-53 41.5%
 3FG % 1st Half: 2-10 20.0% 2nd half: 4-13 30.8% Game: 6-23 26.1%
 FT % 1st Half: 13-21 61.9% 2nd half: 2-2 100.0% Game: 15-23 65.2%

Deadball Rebounds 3,1

Officials: Jerome Hall, Joey Richardson, Antoine Dawkins
 Technical fouls: Western Carolina-None. UNCG-None.
 Attendance: 1983

Score by periods	1st	2nd	Total
Western Carolina	26	22	48
UNCG	31	34	65

Points	In	Off	2nd	Fast	Bench
UNCG	22	9	17	0	18
UNCG	32	16	10	10	23

Last FG - WCU 2nd-00:52, UNCG 2nd-01:11.
 Largest lead - WCU None. UNCG by 17 2nd-01:11.
 WCU led for 00:00. UNCG led for 39:37. Game was tied for 00:23.

Score tied - 0 times.
 Lead changed - 0 times.

UNCG 82, THE CITADEL 66

UNCG 82 • 21-6, 12-2 SoCon

#	Player	Total			3-Ptr			Rebounds			PF	TP	A	T	Bk	Stl	Min
		FG-FGA	FG-FGA	FT-FTA	FG-FGA	FG-FGA	FT-FTA	Off	Def	Tot							
01	Marvin Smith	f	7-15	4-10	0-0	1	3	4	0	18	3	1	1	0	24		
21	James Dickey	f	4-7	0-0	2-2	3	7	10	2	10	1	3	1	0	28		
32	Jordy Kuiper	f	1-4	0-2	0-0	1	2	3	2	1	0	0	0	0	22		
10	Francis Alonso	g	3-10	1-6	0-0	0	1	1	2	7	0	2	0	1	26		
11	Demetrius Troy	g	3-7	2-4	0-0	0	4	4	1	8	2	3	0	2	26		
00	Kylia Sykes	g	1-1	1-1	2-2	1	5	6	4	5	1	1	1	0	14		
13	Justin Jordan	g	0-1	0-0	0-0	0	2	2	1	0	3	1	0	0	9		
14	Kyrin Galloway	g	4-7	0-0	4-5	1	5	6	2	12	0	1	0	0	17		
15	Garrett Collins	g	2-5	1-4	0-0	0	3	3	2	5	1	0	0	1	13		
24	Isaiah Miller	g	6-9	0-0	3-5	3	5	8	2	15	3	2	0	4	21		
	Team					0	0	0									
	Totals		31-66	9-27	11-14	10	37	47	19	82	15	14	3	8	200		

FG % 1st Half: 15-32 46.9% 2nd half: 16-34 47.1% Game: 31-66 47.0%
 3FG % 1st Half: 4-13 30.8% 2nd half: 5-14 35.7% Game: 9-27 33.3%
 FT % 1st Half: 3-5 60.0% 2nd half: 8-9 88.9% Game: 11-14 78.6%

Deadball Rebounds 2

The Citadel 66 • 9-17, 4-10 SoCon

#	Player	Total			3-Ptr			Rebounds			PF	TP	A	T	Bk	Stl	Min
		FG-FGA	FG-FGA	FT-FTA	FG-FGA	FG-FGA	FT-FTA	Off	Def	Tot							
01	Leandro Allende	f	1-3	0-1	0-0	0	3	3	5	2	3	3	0	0	21		
35	Zane Najdawi	f	3-7	2-3	7-10	0	5	5	3	15	2	3	3	0	33		
01	Frankie Johnson	g	1-7	1-4	0-1	0	1	1	2	3	4	1	0	3	31		
03	Matt Frierson	g	5-13	5-13	0-0	1	3	4	2	15	2	2	0	1	33		
23	Kaelon Harris	g	4-12	1-7	2-4	2	4	6	2	11	1	1	0	1	23		
02	Quayson Williams	g	1-3	1-2	2-2	0	1	1	0	5	1	1	0	2	12		
04	Taric Simmons	g	1-4	0-1	0-0	0	4	4	0	2	0	2	0	2	11		
11	Kaiden Rice	g	2-4	1-2	0-0	1	0	1	1	5	0	0	0	1	7		
25	Alex Reed	g	1-2	1-2	0-0	0	2	2	1	3	0	1	0	0	14		
32	Derek Webster, Jr.	g	1-1	0-0	0-0	1	0	1	0	2	0	0	1	0	3		
33	Hayden Brown	g	1-4	1-2	0-0	0	1	1	2	3	1	0	0	0	12		
	Team					1	2	3									
	Totals		21-60	13-37	11-18	6	26	32	18	66	14	15	4	0	200		

FG % 1st Half: 9-28 32.1% 2nd half: 12-32 37.5% Game: 21-60 35.0%
 3FG % 1st Half: 8-20 40.0% 2nd half: 5-17 29.4% Game: 13-37 35.1%
 FT % 1st Half: 4-6 66.7% 2nd half: 7-12 58.3% Game: 11-18 61.1%

Deadball Rebounds 3

Officials: Bruce Benedict, Jeremy Mosier, Tim Ebersole
 Technical fouls: UNCG-None. The Citadel-None.
 Attendance: 479

Score by periods	1st	2nd	Total
UNCG	37	45	82
The Citadel	30	36	66

Points	In	Off	2nd	Fast	Bench
UNCG	34	19	11	12	37
CIT	16	4	3	8	20

Last FG - UNCG 2nd-02:58, CIT 2nd-00:17.
 Largest lead - UNCG by 25 2nd-02:58, CIT by 4 1st-18:00.
 UNCG led for 27:59. CIT led for 09:02. Game was tied for 02:59.

Score tied - 2 times.
 Lead changed - 3 times.

UNCG 74, ETSU 56

ETSU 56 • 22-5, 13-1 SoCon

#	Player	Total			3-Ptr			Rebounds			PF	TP	A	T	Bk	Stl	Min
		FG-FGA	FG-FGA	FT-FTA	FG-FGA	FG-FGA	FT-FTA	Off	Def	Tot							
02	David Burrell	f	1-3	0-1	1-2	2	3	5	4	3	0	2	0	0	13		
05	Peter Jurkin	c	2-3	0-1	3-4	2	1	3	2	7	0	0	1	0	20		
01	Desonta Bradford	g	8-22	1-7	4-5	2	4	6	3	21	1	3	0	4	38		
12	Jalan McCloud	g	1-6	1-1	0-0	0	2	2	0	3	2	3	1	1	26		
24	Jermaine Long	g	0-2	0-1	0-0	1	4	5	2	0	0	2	0	0	25		
00	Kanayo Obi-Rapu	g	2-4	1-2	0-0	0	0	0	0	5	0	0	0	0	12		
03	Bo Hodges	g	1-8	0-1	1-4	5	3	8	0	3	1	0	2	0	27		
11	Devontayus Payne	g	2-10	2-5	0-0	1	1	2	2	6	0	0	0	0	19		
33	Mladen Armus	g	3-8	0-0	2-3	3	3	6	2	8	0	0	0	0	20		
	Team					3	2	5									
	Totals		20-66	5-19	11-18	19	23	42	15	56	4	10	4	5	200		

FG % 1st Half: 12-37 32.4% 2nd half: 8-29 27.6% Game: 20-66 30.3%
 3FG % 1st Half: 4-11 36.4% 2nd half: 1-8 12.5% Game: 5-19 26.3%
 FT % 1st Half: 3-6 50.0% 2nd half: 8-12 66.7% Game: 11-18 61.1%

Deadball Rebounds 2

UNCG 74 • 20-6, 11-2 SoCon

#	Player	Total			3-Ptr			Rebounds			PF	TP	A	T	Bk	Stl	Min
		FG-FGA	FG-FGA	FT-FTA	FG-FGA	FG-FGA	FT-FTA	Off	Def	Tot							
01	Marvin Smith	f	4-8	3-4	2-2	3	2	5	4	13	0	0	0	0	17		
21	James Dickey	f	4-9	0-0	0-2	0	7	7	2	8	2	4	8	0	31		
32	Jordy Kuiper	f	2-7	1-3	0-0	0	8	8	2	5	2	1	2	1	33		
10	Francis Alonso	g	6-13	3-7	5-5	0	2	2	2	20	1	0	0	2	31		
11	Demetrius Troy	g	6-8	4-4	1-1	0	4	4	1	17	3	3	0	1	31		
00	Kylia Sykes	g	0-0	0-0	1-2	1	1	2	1	2	1	3	1	1	16		
13	Justin Jordan	g	0-0	0-0	0-0	0	2	2	0	0	2	1	0	0	13		
14	Kyrin Galloway	g	1-5	0-2	0-0	0	3	3	2	0</							



2017-18 UNCG MEN'S BASKETBALL



UNCG 76, WOFFORD 66

UNCG 76 - 22-7, 13-3 SoCon

#	Player	Total			3-Ptr			Rebounds			PF	TP	A	TO	Blk	Stl	Min
		FG-FGA	FG-FGA	FT-FTA	FG-FGA	FG-FGA	FT-FTA	Off	Def	Tot							
01	Marvin Smith	2-7	0-5	2-2	1	4	5	1	6	1	2	0	0	0	0	31	
10	Francis Alonso	8-15	6-9	2-2	1	3	4	1	24	4	3	0	1	31	31		
11	Demetrius Troy	2-5	2-3	0-0	0	2	2	1	6	4	3	0	1	23	23		
14	Kyrin Galloway	3-6	0-2	0-1	4	2	6	2	6	1	0	1	1	30	30		
21	James Dickey	4-8	0-0	2-7	2	10	12	3	10	4	2	1	1	31	31		
00	Kylia Sykes	0-1	0-1	0-0	0	0	0	1	0	0	0	0	0	5	5		
13	Justin Jordan	1-2	0-0	0-0	0	1	1	2	2	1	1	0	1	11	11		
15	Garrett Collins	3-7	3-7	0-0	1	1	2	2	9	0	0	0	1	20	20		
24	Isaiah Miller	6-11	0-0	1-1	4	1	5	1	13	2	0	0	1	18	18		
Team					2	2	4										
Totals		29-62	11-27	7-13	15	26	41	14	76	17	11	2	7	200	200		

FG % 1st Half: 15-34 44.1% 2nd half: 14-28 50.0% Game: 29-62 46.8%
 3FG % 1st Half: 5-15 33.3% 2nd half: 6-12 50.0% Game: 11-27 40.7%
 FT % 1st Half: 1-2 50.0% 2nd half: 6-11 54.5% Game: 7-13 53.8%

Deadball Rebounds 1

Wofford 66 - 19-10, 10-6 SoCon

#	Player	Total			3-Ptr			Rebounds			PF	TP	A	TO	Blk	Stl	Min
		FG-FGA	FG-FGA	FT-FTA	FG-FGA	FG-FGA	FT-FTA	Off	Def	Tot							
03	Fletcher Magee	7-17	4-10	2-2	1	3	4	2	20	0	1	0	0	36	36		
05	Storm Murphy	1-3	0-2	0-0	0	4	4	0	2	5	2	0	2	31	31		
10	Nathan Hoover	5-12	3-5	3-4	2	3	5	2	16	0	2	0	3	37	37		
15	Trevor Stumpe	1-11	0-4	5-5	1	4	5	3	7	3	1	0	1	33	33		
33	Cameron Jackson	7-9	0-0	0-0	3	3	6	4	14	1	0	2	1	26	26		
21	Tray Hollowell	1-1	1-1	0-0	0	3	3	0	3	1	2	0	0	7	7		
24	Keve Aluma	1-1	0-0	0-0	0	1	1	2	2	0	0	1	0	16	16		
31	Donovan Theme-Love	0-1	0-1	0-0	0	1	1	1	0	2	0	0	0	9	9		
50	Matthew Pegram	0-1	0-0	2-2	0	1	1	0	2	0	0	0	0	5	5		
Team					1	0	1										
Totals		23-56	8-23	12-13	8	23	31	14	66	10	11	3	7	200	200		

FG % 1st Half: 11-22 50.0% 2nd half: 12-34 35.3% Game: 23-56 41.1%
 3FG % 1st Half: 3-6 50.0% 2nd half: 5-17 29.4% Game: 8-23 34.8%
 FT % 1st Half: 8-9 88.9% 2nd half: 4-4 100.0% Game: 12-13 92.3%

Deadball Rebounds 0

Officials: John Hampton, Bret Smith, Glenn Tuit
 Technical fouls: UNCG-None. Wofford-None.
 Attendance: 1452

Score by periods	1st	2nd	Total
UNCG	36	40	76
Wofford	33	33	66

Last FG - UNCG 2nd-01:22, WOF 2nd-00:01.
 Largest lead - UNCG by 12 2nd-00:17, WOF by 4 1st-17:01.
 UNCG led for 31:38, WOF led for 04:42. Game was tied for 03:40.

	In	Off	2nd	Fast	Bench
Points	Paint	T/O	Chance	Break	
UNCG	34	16	11	12	24
WOF	24	10	15	9	7

Score tied - 5 times.
 Lead changed - 14 times.

UNCG 72, CHATTANOOGA 51

Chattanooga 51 - 9-21, 3-14 SoCon

#	Player	Total			3-Ptr			Rebounds			PF	TP	A	TO	Blk	Stl	Min
		FG-FGA	FG-FGA	FT-FTA	FG-FGA	FG-FGA	FT-FTA	Off	Def	Tot							
10	James Lewis, Jr.	2-9	0-0	0-0	5	5	10	1	4	0	1	0	1	32	32		
02	Joshua Phillips	7-11	0-0	3-3	2	8	10	1	17	0	0	0	1	27	27		
00	Makale Foreman	5-9	4-6	1-2	0	2	2	2	15	1	5	0	2	36	36		
03	David Jean-Baptiste	3-9	1-2	0-0	1	1	2	4	7	2	2	0	1	33	33		
05	Nat Dixon	2-8	1-5	1-2	1	2	3	2	6	2	6	0	0	37	37		
22	Makinde London	0-5	0-2	0-1	0	2	2	1	0	2	2	0	2	20	20		
33	Jonathan Bryant II	1-2	0-0	0-0	0	1	1	2	2	1	1	0	0	15	15		
Team					0	2	2										
Totals		20-53	6-15	5-8	9	23	32	13	51	8	18	0	7	200	200		

FG % 1st Half: 7-24 29.2% 2nd half: 13-29 44.8% Game: 20-53 37.7%
 3FG % 1st Half: 2-7 28.6% 2nd half: 4-8 50.0% Game: 6-15 40.0%
 FT % 1st Half: 0-0 0.0% 2nd half: 5-8 62.5% Game: 5-8 62.5%

Deadball Rebounds 2.3

UNCG 72 - 23-7, 14-3 SoCon

#	Player	Total			3-Ptr			Rebounds			PF	TP	A	TO	Blk	Stl	Min
		FG-FGA	FG-FGA	FT-FTA	FG-FGA	FG-FGA	FT-FTA	Off	Def	Tot							
01	Marvin Smith	5-12	4-10	0-0	2	5	7	3	14	0	0	0	1	23	23		
21	James Dickey	5-6	0-0	1-1	0	7	7	3	11	1	3	4	1	19	19		
32	Jordy Kuiper	2-5	0-1	0-0	2	5	7	2	4	0	1	1	2	25	25		
10	Francis Alonso	2-9	2-7	1-2	0	0	0	0	7	3	2	0	0	21	21		
11	Demetrius Troy	3-9	2-5	0-0	0	3	3	0	8	4	0	0	0	21	21		
00	Kylia Sykes	1-3	0-0	0-0	0	2	2	0	2	1	0	0	0	15	15		
02	Malik Massey	0-1	0-1	0-0	0	0	0	1	0	0	0	0	1	3	3		
13	Justin Jordan	0-1	0-0	0-0	0	1	1	1	0	3	0	0	0	13	13		
14	Kyrin Galloway	3-5	0-1	1-2	4	0	4	0	7	0	2	3	1	23	23		
15	Garrett Collins	2-6	0-3	1-1	2	0	2	1	5	0	0	0	0	13	13		
24	Isaiah Miller	7-11	0-0	0-0	2	1	3	2	14	3	1	1	1	24	24		
Team					0	1	1										
Totals		30-68	8-28	4-6	12	25	37	13	72	15	9	9	7	200	200		

FG % 1st Half: 13-34 38.2% 2nd half: 17-34 50.0% Game: 30-68 44.1%
 3FG % 1st Half: 3-16 18.8% 2nd half: 5-12 41.7% Game: 8-28 28.6%
 FT % 1st Half: 2-3 66.7% 2nd half: 2-3 66.7% Game: 4-6 66.7%

Deadball Rebounds 2


Officials: Karl Hess, Frankie Bordeaux, Billy Dunlap
 Technical fouls: Chattanooga-None. UNCG-None.
 Attendance: 5062

Score by periods	1st	2nd	Total
Chattanooga	16	35	51
UNCG	31	41	72


Last FG - UTC 2nd-00:05, UNCG 2nd-00:22.
 Largest lead - UTC by 2 1st-12:08, UNCG by 24 2nd-05:09.
 UTC led for 00:54, UNCG led for 35:43. Game was tied for 03:23.

	In	Off	2nd	Fast	Bench
Points	Paint	T/O	Chance	Break	
UTC	26	8	5	0	2
UNCG	38	15	15	7	28


Score tied - 3 times.
 Lead changed - 2 times.




#0 Kylia Sykes




#1 Marvin Smith Jr.




#2 Malik Massey



#3 Jelani Mofford




#10 Francis Alonso



#11 Demetrius Troy




#13 Justin Jordan



#14 Kyrin Galloway



#15 Garrett Collins



#21 James Dickey III




#22 Jack Konstanzer



#24 Isaiah Miller



#25 Lloyd Burgess



#32 Jordy Kuiper



#35 Eric Hamilton



#44 Kaleb Hunter