



2017-18 UNCG MEN'S BASKETBALL



2017-18 SCHEDULE

Date	Opponent	Time
N 10	at Virginia	L, 48-60
N 15	N.C. WESLEYAN % ^	W, 82-48
N 17	FERRUM ^	W, 95-43
N 20	DELAWARE %	W, 79-66
N 21	LONGWOOD %	W, 71-40
N 24	at Wake Forest	L, 75-81
N 28	at Presbyterian	L, 72-74

D 2	at Liberty	W, 76-75 (3OT)
D 7	ELON	W, 75-44
D 13	UNCW	W, 71-58
D 16	at N.C. State	W, 81-76
D 19	UNC ASHEVILLE	L, 60-67
D 21	SOUTHEASTERN ^	W, 85-67
D 30	WOFFORD *	W, 71-67

J 6	at VMI *	W, 63-61
J 11	at ETSU *	L, 58-68
J 13	at Western Carolina *	W, 66-55
J 18	THE CITADEL *	W, 72-58
J 20	MERCER *	W, 70-66 (OT)
J 24	FURMAN *	W, 71-61
J 27	at Samford *	W, 98-82
J 29	at Chattanooga * L	85-87 (2OT)

F 1	VMI *	7 p.m.
F 7	at Furman *	7 p.m.
F 10	WESTERN CAROLINA *^	5 p.m.
F 12	ETSU *	7 p.m.
F 15	at The Citadel *	6 p.m.
F 17	at Mercer *	4 p.m.
F 20	at Wofford *	7 p.m.
F 23	CHATTANOOGA *	7 p.m.
F 25	SAMFORD *	4 p.m.

SoCon Tournament - Asheville, N.C.

M 2-5	SoCon Tournament	TBA
-------	------------------	-----

- * - Southern Conference game
- % - UNCG Spartan Classic
- ^ Fleming Gymnasium on campus

Media Information

Assistant AD for Athletics Communications
 Matt McCollester (primary contact)
 matt.mccollester@uncg.edu
 O - 336-334-5615
 C - 336-676-3407



VS



(16-6, 7-2)

(7-14, 2-8)

Game 23

February 1, 2018
 Greensboro Coliseum
 Greensboro, N.C.

TELEVISION
 ESPN3 & ESPN App
 (Scott Pryzwansky
 & Darryl Kosciak)

RADIO
 TuneIn Radio
 www.uncgspartans.com/radio
 (Scott Pryzwansky
 & Darryl Kosciak)

INTERNET
 Live Stats link at
 www.uncgspartans.com
 www.uncgstats.com
 Follow @UNCGScores

What's On Tap . . .

The Spartans return home to the Greensboro Coliseum to begin the second half of the Southern Conference schedule Thursday hosting VMI at 7 p.m. ... UNCG enters the game tied for second in the league standings with a 7-2 record, 2.5 games behind league-leading and unbeaten ETSU ... Thursday's game will be broadcast on ESPN3 and the ESPN App with Scott Pryzwansky and Darryl Kosciak providing the call.

Series History . . .

Thursday's game marks the 23rd meeting all-time between UNCG and VMI ... The Spartans are 14-8 all-time against the Keydets, including a 6-1 record against VMI since it returned to the Southern Conference in the 2014-15 season ... Earlier this year, UNCG picked up a 63-61 win in Lexington ... The Spartans picked up the win despite not making a field goal the final 8:10 of the game and shooting just 24.1 percent (7-of-29) from the field in the second half and going 0-of-14 from 3-point land in the final 20 minutes ... UNCG came up with clutch stops on the defensive end and hit 10 of its last 11 from the free throw line, including a pair from junior guard **Francis Alonso** with 3.7 seconds remaining to give the Spartans the lead.

Alonso finished the game with a game-high 19 points as he was 6-of-7 from the free throw line and hit three 3-pointers, all in the first half ... Sophomore forward **James Dickey** added 14 points and nine rebounds as he was 4-of-11 from the field ... Dickey connected on 6-of-7 from the free throw line, including his last four in the closing minutes ... VMI connected on 38.8 percent (19-of-49) from the field and 36.8 percent (7-of-19) from deep in the game while committing 12 turnovers ... UNCG dominated the glass by a 43-28 margin, including 13 offensive rebounds ... Bubba Parham led the Keydets with 19 points as he was 6-of-9 from the field, including a pair of 3-pointers ... Austin Vereen shook off a slow start to finish with 14 points on 4-of-14 shooting ... Vereen had the Keydets' look at a game-winning shot at the buzzer as he half court heave was only inches off the mark.

Last Time Out . . .

The Spartans suffered their second Southern Conference loss of the year Monday night, dropping a heart breaker at Chattanooga by an 87-85 margin in double overtime on the road ... The Spartans rallied at the end of regulation to force overtime with a 7-1 run and opened the first overtime period on an 8-0 run ... The Mocs rallied in the first overtime to extend the game and freshman **Isaiah Miller** had a chance in the closing seconds to tie the game again in the second overtime but his shot rimmed out ... UNCG was plagued by foul trouble all night as the Spartans were called for 28 fouls compared to only 14 for Chattanooga ... The Spartans had five players foul out of the game, including four post players and four starters ... Chattanooga went to the free throw line 38 times, converting 76.3 percent, compared to just 18 attempts for UNCG, hitting at 77.8 percent ... Junior guard **Francis Alonso** led four Spartans in double figures with 20 points before fouling out as he hit just 4-of-16 from deep ... Miller added 17 points off the bench, connecting on 7-of-12 from the field and 3-of-5 from the free throw line ... Senior forward **Marvin Smith** added 14 points and eight rebounds before fouling out.

Sophomore forward **Kyrin Galloway** scored a career-high 14 points off the bench before also fouling out ... Galloway was 6-of-6 from the field, including a pair of 3-pointers ... Sophomore forward **James**

UNCG's Projected Starters



- #1 Marvin Smith, Sr., G/F
- #10 Francis Alonso, Jr., G
- #11 Demetrius Troy, Jr., G
- #21 James Dickey, So., F
- #32 Jordy Kuiper, Sr., F

VMI's Projected Starters



- #0 Austin Vereen, Jr., G
- #1 Keith Smith, So., G
- #2 Garrett Gilkeson, So., G
- #23 Bubba Parham, Fr., G
- #25 Tyler Creammer, So., F



2017-18 UNCG MEN'S BASKETBALL



2017-18 SoCon STANDINGS

Team	SoCon			Overall		
	W	L	Pct	W	L	Pct
ETSU	10	0	1.000	19	4	.826
UNCG	7	2	.778	16	6	.727
Wofford	7	2	.778	16	6	.727
Furman	6	3	.667	15	7	.682
Western Carolina	4	5	.444	9	13	.409
Samford	4	6	.400	8	15	.348
Mercer	3	6	.333	10	12	.455
The Citadel	2	7	.222	7	14	.333
Chattanooga	2	8	.200	8	15	.348
VMI	2	8	.200	7	14	.333

SCHOOL INFORMATION

School..... UNCG
 Location Greensboro, N.C.
 Founded 1891
 Enrollment 17,200
 Nickname Spartans
 Colors Navy, Gold & White
 Arena Greensboro Coliseum
 Capacity 7,617/23,000
 Affiliation NCAA Division I
 Conference Southern
 Chancellor Franklin D. Gilliam Jr.
 Director of Athletics Kim Record
 Alma Mater Virginia, 1984
 Athletics Dept. Phone 336-334-5952
 Ticket Office Phone 336-334-3250

TEAM INFORMATION

2016-17 Overall Record 25-10
 2016-17 SoCon Record 14-4
 SoCon Finish t-1st
 Letterwinners Returning/Lost 11/2
 Starters Returning/Lost 3/2
 Newcomers 4

COACHING STAFF

Head Coach Wes Miller
 Alma Mater North Carolina, 2007
 Career Record 101-109 (seventh year)
 Record at UNCG 101-109 (seventh year)
 Associate Head Coach Mike Roberts
 Alma Mater Indiana, 2005
 Assistant Coach Andre Morgan
 Alma Mater North Georgia, 2010
 Assistant Coach Chris LePore
 Alma Mater Belmont, 2014
 Dir. of Basketball Ops Kyle Bankhead
 Alma Mater Gonzaga, 2003

MEDIA INFORMATION

Asst. AD Matt McColleston
 Email matt.mccolleston@uncg.edu
 Cell Phone 336-676-3407
 Assistant Director Dan Wacker
 Assistant Director Korey Blucas
 Director of Marketing Dacia Ijames
 Media Relations Office 336-334-5615
 Website www.uncgspartans.com
 Mailing Address UNCG Athletics
 PO Box 26168
 Greensboro, NC 27402-6168

Dickey added eight points, eight rebounds and three blocked shots before fouling out after 25 minutes.

Scouting The Spartans ...

UNCG enters Thursday's game with a 16-6 overall record and a 7-2 mark in Southern Conference play ... The Spartans had their five-game winning streak snapped Monday night in the double overtime loss at Chattanooga ... UNCG is 11-1 at home this season, including a 4-0 mark in SoCon play ... The Spartans are averaging 73.8 points per game this year while shooting 44.4 percent (576-of-1296) from the field and 36.2 percent (217-of-600) from 3-point land ... Opponents are averaging 63.8 points per game while shooting 41.7 percent (460-of-1103) from the field and 31.9 percent (138-of-433) from deep.

Junior guard **Francis Alonzo** leads the team in scoring at 17.6 points per game ... Alonzo leads the team with 81 made 3-pointers, connecting on 45 percent from deep ... He is shooting 87.3 percent (62-of-71) from the free throw line ... Senior forward **Marvin Smith** is second on the team in scoring at 12.4 points per game while grabbing 5.6 rebounds per game ... Smith is second on the team with 46 made 3-pointers, connecting on 32.9 percent ... Sophomore forward **James Dickey** leads the league on the glass with 8.1 rebounds per game while adding 8.4 points per game.

Freshman guard **Isaiah Miller** turned in 7.8 points per game off the bench ... Miller is shooting 52.1 percent (74-of-142) from the field and has forced 29 steals ... Senior forward **Jordy Kuiper** adds 6.6 points and 5.0 rebounds per game while shooting 32.9 percent (24-of-73) from distance ... Junior guard **Demetrius Troy** leads the team with 91 assists while adding 6.3 points per game.

Scouting The Keydets ...

VMI enters Thursday's game with a 7-14 overall record and a 2-8 mark in Southern Conference play ... The Keydets have won two out of their last four games with wins over The Citadel and Chattanooga ... VMI is 2-9 on the road this year and 1-4 in league play with its lone win coming at Chattanooga ... The Keydets are averaging 65.7 points per game while shooting 41 percent (483-of-1179) from the field and 33.8 percent (160-of-474) from distance ... Opponents are averaging 73.2 points per game while shooting 44.7 percent (539-of-1205) from the field and 33.7 percent (158-of-469) from deep.

Bubba Parham leads the Keydets in scoring at 15.1 points per game ... Parham has hit 44 3-pointers, connecting on 36.1 percent ... He has also went to the free throw line 80 times, hitting at 83.8 percent ... Austin Vereen is second on the team in scoring at 10.4 points per game while grabbing 4.6 rebounds per game ... Vereen has hit 40 3-pointers, connecting on 38.1 percent ... Tyler Creammer leads the team with 5.7 rebounds per game while adding 7.5 points per game.

High Percentage ...

The Spartans set a program single-game record Saturday night, connecting on 76.2 percent from 3-point land in the victory over Samford ... UNCG

hit on 16-of-21 from 3-point land, including 9-of-11 (81.8%) in the first half ... The Spartans' 3-point prowess helped them score a season-high 98 points, including a season-best 53 first half points ... Junior guard **Francis Alonzo** led the way hitting 8-of-9 from distance while senior forward **Jordy Kuiper** connected on 4-of-5 from long range.

16 And Counting ...

The Spartans picked up their 16th win of the season Saturday night and have won 41 games over the last two seasons ... Last year, UNCG won a program-record 25 games ... This year's 16 wins already ranked 10th-most in program history, tied with 16 wins in 2006-07, 1982-83 and 1979-80.

- 25 wins - 2016-17
- 23 wins - 1994-95
- 22 wins - 1986-87
- 20 wins - 1995-96
- 20 wins - 2001-02
- 19 wins - 2007-08
- 19 wins - 2000-01
- 19 wins - 1987-88
- 18 wins - 2004-05
- 17 wins - 1980-81
- 16 wins - 2017-18**

Troy Steps Up ...

Junior guard **Demetrius Troy** had come on strong lately, scoring in double figures for three out of four games as the Spartans have won five in a row ... Troy has averaged 8.8 points, 6.0 assist and 3.0 rebounds per game during the last four games ... He has connected on 57.1 percent (12-of-21) from the field and 58.3 percent (7-of-12) from 3-point land ... He has scored in double figures four times this year with three coming in the last four games.

Moving Into The Ranks ...

Senior forward **Marvin Smith** enters Thursday's game second on the team with 45 made 3-pointers this year ... Smith moved into sole possession of eighth place all-time in UNCG history in made 3-pointers against Furman, hitting three from distance ... He just surpassed Derrick Nix (166) for eighth place and trails Nathan Jameson by 21 3-pointers for seventh place.

- 7. Nathan Jameson (1998-01) 188
- 8. Marvin Smith (2015-Present) 171**
- 9. Derrick Nix (1995-98) 166
- 10. Ricky Hickman (2004-07) 163

Additionally, Smith is just two points shy of the 1,000-point club in UNCG history and would become the 25th place in program history to accomplish the feat ... He enters Thursday's game with 998 career points, averaging 8.8 points per game in his career and a career-best 12.4 points per game this season.

Winning With Defense ...

The Spartans enter Thursday's game leading the Southern Conference and ranking 18th in the nation in scoring defense, holding opponents to just 63.8 points per game ... This is a vast improvement over last year's team, which finished the year allowing 69.3 points per game ... The Spartans are holding opponents to 31.9 percent



2017-18 UNCG MEN'S BASKETBALL



(138-of-433) shooting from 3-point land, ranking 47th in the nation ... In 11 out of the Spartans' 16 wins this year, UNCG has held opponents at or under 40 percent shooting from the field ... In 12 out of the 22 total games, the Spartans have held opponents under 30 percent shooting from 3-point land ... Additionally, UNCG ranks 19th in the country with 8.4 steals per game.

Reaching 100 Wins . . .

UNCG men's basketball head coach **Wes Miller** became the second head coach in UNCG men's basketball history to reach 100 career victories Wednesday night with the Spartans' 71-61 victory over Furman ... Miller is 101-108 in his seven seasons at the helm of the program but is 47-17 over the last 64 games -- a .734 winning percentage ... He joins Mike Dement as the only two coaches to reach 100 wins at UNCG and is now 18 career victories shy of Dement's record of 118 ... Earlier this year, Miller surpassed Fran McCaffery (90 wins) and Bob McEvoy (92 wins) already this season.

Block Party . . .

Sophomore forward **James Dickey** leads the Southern Conference and ranks 48th in the nation with 42 blocked shots on the year ... Dickey is averaging 2.1 blocked shots per game, ranking 40th in the country ... Kyle Hines holds the UNCG single-season record with 106 blocks in 2004-05.

Home Cooking . . .

The Spartans are 11-1 at home this season, including 8-1 at home at the Greensboro Coliseum ... The Spartans posted home wins over Delaware, Longwood, Elon, UNCW, Wofford, The Citadel, Mercer and Furman at the Coliseum while picking up wins over North Carolina Wesleyan, Ferrum College and Southeastern University on campus at Fleming Gymnasium ... In the Spartans' 12 home games this year, they are out-scoring opponents by a 75.2-57.1 margin ... UNCG is shooting 45.9 percent (319-of-695) from the field and 36.7 percent (119-of-324) from 3-point land compared to just 38.9 percent (239-of-614) from the field and 29.0 percent (71-of-245) from distance for its opponents ... Eight different Spartans average at least 5.0 points per game this season at home with **Francis Alonso** leading the way at 15.4 points per game, shooting 50 percent (40-of-80) from 3-point land ... Senior forward **Marvin Smith** averages 12.9 points and 4.6 rebounds per game while sophomore forward **James Dickey** averages 9.3 points and 8.2 rebounds per game.

Last year, UNCG recorded a 13-4 record at home marking the most home wins in a single season in program history ... Since the 2015-16 season, the Spartans are 35-9 at home, good for a 79.5 winning percentage ... The Spartans' 11 wins so far is tied for third most in a single season with the 2000-01 and 2004-05 seasons ... The 2015-16 team won 12 home games to rank second.

Owning The Glass . . .

The Spartans are third the Southern Conference in rebounding offense at 36.7 per game and second in the SoCon in rebounding defense at 30.5 per game ... UNCG leads the league in rebounding margin at +6.2 per game, ranking 32nd in the nation ... Sophomore forward **James Dickey** leads the SoCon and ranks 91st in nation on the

TALE OF THE TAPE (2017-18 OVERALL STATS)

	UNCG/SoCon Rank	VMI/SoCon Rank
Scoring Offense	73.8/7th	65.7/10th
Scoring Defense	63.8/1st	73.2/7th
Scoring Margin	+10.0/3rd	-7.5/9th
Free Throw %	.693 (255-of-368)/8th	.738 (254-of-344)/4th
Field Goal %	.445 (576-of-1295)/6th	.410 (483-of-1179)/9th
Field Goal Defense	.417 (460-of-1104)/2nd	.447 (539-of-1205)/5th
Three-Point FG %	.362 (217-of-599)/4th	.338 (160-of-474)/9th
Three-Point FG Defense	.318 (138-of-434)/3rd	.337 (158-of-469)/4th
Three-Point FG Made	9.9/4th	7.6/8th
Rebounding Offense	36.7/3rd	34.1/7th
Rebounding Defense	30.5/2nd	36.2/8th
Rebounding Margin	+6.2/1st	-2.1/7th
Offensive Rebounds/Game	12.0/2nd	9.0/7th
Defensive Rebounds/Game	24.7/5th	25.1/4th
Blocked Shots Per Game	3.4/2nd	2.6/4th
Assists Per Game	13.9/8th	12.8/10th
Steals Per Game	8.4/2nd	7.0/7th
Turnover Margin	+1.27/5th	-2.00/10th
Assist/Turnover Ratio	1.0/8th	0.8/10th

glass, grabbing 8.1 rebounds per game ... Dickey leads the league and ranks 19th in the country with 3.25 offensive rebounds per game

Spanish Sensation . . .

Junior guard **Francis Alonso** became the 23rd player in UNCG men's basketball history to reach 1,000-career points, setting the mark against Delaware in fitting fashion on a 3-pointer coming off a screen ... Alonso enters Thursday's game with 1,350 career points, ranking 11th in school history ... He surpassed both Ron Sheppard and Courtney Eldridge on the all-time scoring last Saturday night against Samford.

9. Trevis Simpson (2010-13)	1409
10. Bruce Shaw (1969-73)	1401
11. Francis Alonso (2015-17)	1350
12. Courtney Eldridge (1999-02)	1329
13. Ron Sheppard (1986-89)	1321

Alonso scored 963 points in his first two seasons, scoring a freshman-record 443 points and pouring in 520 points as a sophomore ... Alonso's 963 points ranks second all-time in program history for a player through his sophomore season ... Only Kyle Hines, the school's all-time leading scorer, has scored more points in his first two seasons with 986 points ... Alonso was named to the preseason All-Southern Conference Team by both the league's head coaches and league's media.

Alonso Holds Record . . .

Junior guard **Francis Alonso** became the single-season record holder at UNCG for made 3-pointers last season with 102 makes ... He surpassed the previous record of 93 set by Scott Hartzell in 1994-95.

1. Francis Alonso (2016-17)	102
------------------------------------	------------

1. Scott Hartzell (1994-95)	93
3. Nicholas Paulos (2014-15)	91
4. Francis Alonso (2015-16)	85
5. Mikko Koivisto (2007-08)	80

Alonso enters Thursday's game with 268 career 3-pointers made in his career ... He moved into second place all-time in program history Saturday night with his 8-of-9 performance against Samford, surpassing Jay Joseph, Francis Alonso and Mikko Koivisto to move from fifth to second place in one game ... He is 41 3-pointers shy of the all-time mark of 309 held by Scott Hartzell.

1. Scott Hartzell (1993-96)	309
2. Francis Alonso (2015-17)	268
3. Mikko Koivisto (2007-10)	263
4. Nicholas Paulos (211-2015)	262
5. Jay Joseph (2001-04)	261

This season, he ranks second in the Southern Conference and fifth in the nation with 3.67-point field goals per game ... He is second in the league and seventh in the country with 77 total made 3-pointers.

30-Something Scorer . . .

Junior guard **Francis Alonso** has scored over 30 points in three contests this season after not reaching the mark in his first two seasons at UNCG ... Alonso set a then career-high with 32 points in the Spartans victory over Delaware ... Alonso connected on 10-of-14 from the field, 8-of-10 from 3-point land and 4-of-4 from the free throw line ... His eight made 3-pointers are also a record ... His 32 points are the most for UNCG since Tevon Saddler scored 34 in 2013.

He followed that up with a 31-point effort in the Spartans' loss at Wake Forest ... Alonso con-



2017-18 UNCG MEN'S BASKETBALL



nected on 11-of-17 from the field and hit 7-of-10 from 3-point land in the game ... Alonso set a new career-high with 36 points in the victory Saturday over Liberty ... He earned Southern Conference Player of the Week honors for his play against the Flames.

He becomes the first Spartan to score over 30 points in a game three times in a season since Kyle Hines scored over 30 points three times in 2006-07 ... Hines scored 30 or more five times that season and scored over 30 points three times that year.

It's Raining Threes ...

The Spartans rank 36th in the nation with 208 made 3-pointers this year and ranked 45th overall with 562-point attempts on the year ... This season, UNCG has hit 10 or more 3-pointers in 11 of 21 games with a season-high 16 made against Samford ... Last year, UNCG only had 14 games of 10 or more 3-pointers on the entire season ... Junior guard **Francis Alonso** leads the way with 77 made 3-pointers while senior **Marvin Smith** has hit 45 3-pointers on the year ... Junior guard **Demetrius Troy** has hit 26 from long range while senior forward **Jordy Kuiper** is fourth on the team with 24 3-pointers.

Off The Bench ...

Freshman guard **Isaiah Miller** is averaging 7.8 points per game off the bench this season and has been an offensive spark for the Spartans ... He has scored in double figures eight times this season, including back-to-back games ... He scored 10 points against Samford while adding 17 points in the loss at Chattanooga ... He scored 12 points against Southeastern ... He scored 13 points in 24 minutes against Liberty before fouling out ... He is second on the team with 26 steals despite playing only 14.8 minutes per game ... He posted a 12-point performance against Elon, hitting 5-of-7 from the field and a 10-point showing against UNCW.

Spartans Pull ACC Stunner ...

The Spartans found themselves trailing by as many as 14 points early in the first half but UNCG showed its heart and battled back to stun Atlantic Coast Conference foe N.C. State at PNC Arena ... The Spartans turned in a game-changing 41-12 run stretching from the first half to the start of the second half to win their fourth-straight game.

The victory marks the third win all-time in program history for the Spartans against an ACC school and the first against one of the four ACC teams in from North Carolina ... The win is the first against the league since 2013 when UNCG defeated Virginia Tech on the road ... The win improved the Spartans to 4-1 this season against teams from North Carolina and marked their third-straight win over in-state foes.

Senior forward **Marvin Smith** led three Spartans in double figures and seven players with at least six points in the victory. ... Smith posted his first double-double of the year and fifth of his career with 16 points and 10 rebounds, hitting 7-of-12 from the field including a pair of 3-pointers ... Junior guard **Francis Alonso** scored a team-high 17 points, dished out six assists and posted four steals in 31 minutes of play ... Senior **Jordy Kui-**

TALE OF THE TAPE - SoCON STYLE (2017-18 SoCON STATS)

	UNCG/SoCon Rank	VMI/SoCon Rank
Scoring Offense	72.7/6th	61.6/10th
Scoring Defense	67.2/3rd	76.4/7th
Scoring Margin	+5.4/4th	-14.8/10th
Free Throw %	.726 (114-of-157)/6th	.734 (105-of-143)/5th
Field Goal %	.437 (228-of-522)/6th	.385 (216-of-561)/10th
Field Goal Defense	.424 (195-of-460)/3rd	.456 (267-of-585)/7th
Three-Point FG %	.356 (84-of-236)/5th	.343 (79-of-230)/6th
Three-Point FG Defense	.373 (69-of-185)/8th	.364 (90-of-247)/6th
Three-Point FG Made	9.3/4th	7.9/7th
Rebounding Offense	36.7/2nd	33.4/8th
Rebounding Defense	30.3/2nd	38.2/9th
Rebounding Margin	+6.3/2nd	-4.8/8th
Offensive Rebounds/Game	12.3/3rd	8.7/9th
Defensive Rebounds/Game	24.3/7th	24.7/4th
Blocked Shots Per Game	3.8/2nd	2.8/6th
Assists Per Game	13.9/7th	11.4/9th
Steals Per Game	6.4/7th	6.1/8th
Turnover Margin	+0.00/6th	-3.00/10th
Assist/Turnover Ratio	1.0/7th	0.7/10th

per scored a career-high 14 points, going 4-of-5 from 3-point land.

Triple Overtime Thriller ...

The Spartans posted a thrilling, come-from-behind triple overtime victory Dec. 2 at Liberty by a 76-75 margin ... The game marked just the second triple overtime game in UNCG basketball history and the first-ever win by the Spartans in triple overtime ... UNCG's only other game to reach three extra sessions game February 28, 2004 with a 112-108 loss at Elon.

Saturday, the Spartans overcame a 11-point second half effort and trailed by seven points with 1:37 remaining ... Junior guard **Francis Alonso** scored a career-high 36 points and was clutch late in the game, hitting three last-second shots to either extend the game or win the game ... Alonso hit the game-winning shot with 2.4 second left in triple overtime ... He also hit game-tying 3-pointers in the final seconds at the end of regulation and at the end of the second overtime to keep the Spartans alive ... Alonso shook off a slow start, scoring 31 of his 36 points after halftime, finishing the night shooting 10-of-31 from the field, 7-of-19 from 3-point land and 9-of-11 from the free throw line ... His 36 points are the most for a Spartan since Trevis Simpson scored 41 points in 2013 ... Alonso earned Southern Conference Player of the Week honors for his play against the Flames. Freshman guard **Isaiah Miller** was the only other Spartan in double figure scoring Saturday, adding 13 points, six rebounds and five steals off the bench before fouling out.

Spartans vs. the CAA ...

UNCG has been successful this season against the Colonial Athletic Association (CAA) ... The Spartans are 3-0 this year against CAA foes with wins

over home against Delaware, Elon and UNCW ... The Spartans are out-scoring CAA foes by an average of 75.0-56.0 points per game.

Cashing In On The Freebies ...

Junior guard **Francis Alonso** led the team with an 87.7 free throw percentage last season, connecting on 114-of-130 ... He ranked third in the Southern Conference and 29th in the nation ... During his three-year career, he is currently the all-time career holder for free throw percentage in UNCG history (minimum 150 attempts) at 86.7 percent (247-of-285) ... He is just ahead of David Whiteside (.860/202-of-235), Mikko Koivisto (.8564/185-of-216) and Nathan Jameson (.8560/214-of-250).

Record-Setting Season ...

The Spartans are coming off one of their top seasons in program history last year ... UNCG set a single-season record with 25 wins, posting a 25-10 overall record ... The Spartans' 14-4 record in Southern Conference play also was a program-best in league play ... UNCG posted three winning streaks of six games or more last year for the first time in program history ... The Spartans won their first-ever SoCon regular season overall championship and advanced to the postseason for the sixth time in program history and the second-straight season.

Transfer Rules ...

Junior Eric Hamilton transferred to UNCG from Wichita State this summer ... Hamilton will sit out the 2017-18 season due to NCAA transfer rules ... He will have two seasons of eligibility remaining starting in 2018-19.



2017-18 UNCG MEN'S BASKETBALL



HEAD COACH WES MILLER



NORTH CAROLINA, 2007



Wes Miller is in his seventh season as the UNCG men's basketball coach in 2017-18 after taking over the reins of the program in December of 2011 on an interim basis. Miller has spent the last six years building a championship-mentality throughout the program and has laid the groundwork for future success.

Miller is coming off his most successful season at the helm of the Spartans in 2016-17, leading the Spartans the program's third Southern Conference regular season title in program history and the first-ever No. 1 seed in the SoCon Tournament. He guided UNCG to a program-record 25-10 overall record and a 14-4 mark in SoCon play.

The 25 wins are the most for UNCG in the 50-year history of men's basketball while the 14 wins are the most for the Spartans in their SoCon history and ties the program record for conference wins in a season. UNCG advanced to the SoCon Tournament Championship game for the third time in program history and the first time since 2005. The Spartans and ETSU played one of the best championship games in program history with UNCG falling in the final seconds.

Miller led the Spartans to their second-straight postseason appearance and just the fifth appearance in program history as UNCG earned the SoCon's automatic bid into the National Invitation Tournament (NIT). The Spartans made their second appearance all-time in the NIT and first since 2002 when they traveled to Atlantic Coast Conference foe Syracuse.

The 2016-17 Spartans set a program-record with a nine-game winning streak, the longest winning streak for UNCG at the NCAA Division I level. Additionally, the Spartans became the first UNCG team to post three winning streaks of at least six or more games. UNCG posted a 7-2 record on the road in SoCon play, marking the best record of any team on the road in league play that season and setting a new UNCG record for road wins in league play at the NCAA Division I level.

Miller also led the Spartans to individual success in 2016-17 with senior guard Diante Baldwin and sophomore guard Francis Alonso earning Second Team All-SoCon honors while senior center R.J. White was named Third Team All-SoCon. Alonso set a UNCG single-season record with 102 made 3-pointers while freshman forward James Dickey was named to the league's All-Freshman Team.

Miller, the 2012 Southern Conference Coach of the Year during his interim season, has led the Spartans to double digit wins in five out of the last six years breaking a streak of three straight seasons with eight or less wins (2008-2011). When he took over during the 2011-12 season, he led the Spartans to a 10-8 SoCon record and the SoCon North Division title as he was 11-11 overall that year.

In 2015-16, he led the Spartans to a 15-19 overall record – their highest win total since the 2007-08 season. He guided UNCG to just its fourth postseason appearance in program history as the Spartans took part in the College Basketball Invitational (CBI), advancing to the quarterfinals. UNCG picked up its first-ever postseason win in program history with a 69-65 win over Houston Baptist at home at the Greensboro Coliseum

The Spartans finished the regular season with a 10-8 record in SoCon play, matching their win total in the league from 2011-12. UNCG was especially strong at home posting a 12-4 record, the highest win total since moving to the Greensboro Coliseum and the top mark for home wins since the 2000-01 season (12-6).

Junior center R.J. White and classmate Diante Baldwin were named to the All-SoCon Team last season. White led the conference and ranked 13th in NCAA Division I in field goal percentage at 61.6 percent while Baldwin was the only player in the league to rank in the top 20 in scoring and rebounding while ranking in the top five in assists and steals. Freshman Francis Alonso also burst onto the scene in 2015-16, setting the UNCG single-season scoring record for a freshman with 443 points on his way to All-Freshman Team accolades.

In 2014-15, the Spartans were hit hard by injuries

WES MILLER'S COACHING CAREER

Year	School	Position	Record
2017-18	UNCG	Head Coach	16-6
2016-17	UNCG	Head Coach	25-10
2015-16	UNCG	Head Coach	15-19
2014-15	UNCG	Head Coach	11-22
2013-14	UNCG	Head Coach	14-18
2012-13	UNCG	Head Coach	9-22
2011-12	UNCG	Interim Head Coach*	11-11
Head Coaching Career Record			101-109
* - Miller named interim head coach Dec. 13, 2011			
2011-12	UNCG	Assistant Coach	2-8
2010-11	UNCG	Assistant Coach	7-24
2009-10	High Point	Assistant Coach	15-15
2008-09	Elon	Assistant Coach	12-19



2017-18 UNCG MEN'S BASKETBALL



from the outset of the year and played late in the year with just six available scholarship student-athletes. Despite the disadvantage, UNCG was still the only team in the SoCon with five different players averaging double figures in scoring, with four out of the five players set to return next year.

Additionally, the Spartans had two players join the illustrious 1,000-career point mark that season as junior Kayel Locke became the 19th member in early February and senior Nicholas Paulos joined the ranks later that month.

Miller led the Spartans to 14 wins in 2013-14, their highest-win total since 2007-08. Included in that mark was the program's first victory over an ACC school since 2007 and just their second victory all-time against the conference with a come-from-behind win at Virginia Tech. Freshman Tevon Saddler was named as the Southern Conference Player of the Year in 2013-14, the Spartans first such honor since Kyle Hines won the award in 2005.

Junior Kyle Cain was named First Team All-SoCon and Second Team All-Region last year. Cain became the second straight Spartan to sign a professional contract overseas, inking with Ramat Hasharon in Israel. Trevis Simpson is in his second year playing professionally in Greece after starring for the Spartans from 2011-2014.

Miller and his staff were very active on the recruiting trail in his first full season as the Spartans bringing in seven newcomers for the 2013-14 season, the first full recruiting class under Miller's tenure. The highly-touted class includes six freshmen and one transfer. The Spartans were aggressive in recruiting North Carolina where they signed three All-State selections, including Clay Byrd and Diante Baldwin.

Miller and his staff also built on their success recruiting from the Baltimore area as they signed the Maryland Player of the Year, Tevon Saddler, a year removed from signing another Baltimore area standout in top-returning scorer Kayel Locke.

Miller, who was the youngest head coach in NCAA Division I at the time of his hire, made the removal of the interim tag an easy decision as he was named the Southern Conference Coach of the Year after leading the Spartans to the SoCon North Division title at the end of the 2011-12 season.

Miller took control of the program Dec. 13, 2011 with the Spartans sitting at 2-8 and led them through one of the biggest turnarounds in program history. Miller guided the Spartans to an 11-11 record the rest of the season to finish with a 13-19 overall record, including a 10-8 mark in SoCon play.

The Spartans lost their first six games under Miller to fall to 2-14 on the season but the program made an 180-degree turnaround posting an 11-5 record down the stretch. UNCG posted a seven-game winning streak during league play, which included several dramatic victories. The Spartans carried that momentum into the conference tournament where they advanced to the SoCon semifinals for the first time since the 2007-08 season.

Miller, who also spent the 2010-11 season as an assistant coach at UNCG, is no stranger to the state of North Carolina. He played three seasons at the University of North Carolina and spent two seasons as an assistant coach at Elon and High Point. Miller also ran his own basketball camps in Charlotte and Greensboro for two summers.

In three seasons as a player at North Carolina under head coach and mentor Roy Williams, Miller helped the Tar Heels to the national championship in 2005, two Atlantic Coast Conference regular-season championships and one ACC Tournament title. He was team captain as a senior in 2006-07, leading UNC to 31 wins and the NCAA Elite 8 as well as the ACC regular-season and tournament titles, and a final No. 3 national ranking.

As a junior, Miller shot 44.1 percent from the 3-point line, which was seventh-best in a single season in the UNC record book. His 64 treys that season ranked eighth in the ACC. He earned the team's Defensive Player of the Year and Most Improved Player awards that season, as well.

A fan favorite at UNC, Miller authored a book entitled *The Road to Blue Heaven*, which was published as a diary of his experiences as a North Carolina basketball player. In addition to his success on the floor, Miller excelled off the court, earning ACC Academic Honor Roll recognition and the UNC Athletic Director's Scholar Athlete-Award. He earned his degree in political science from North Carolina in 2007.

Upon his graduation from North Carolina, Miller played one season of professional basketball for the London Capitals of the British Basketball League, where he averaged 19.6 points per game to rank eighth in the league.

Miller was a prep standout at the New Hampton School in New Hampshire. He earned a scholarship to James Madison University, where he played one season before transferring to North Carolina to become a walk-on for Roy Williams' squad.

Miller married the former Ashley Love in August 2011.



2017-18 UNCG MEN'S BASKETBALL



2017-18 NUMERICAL ROSTER

No.	Name	Pos.	Ht.	Wt.	Cl.	Exp.	Hometown/Previous School
0	Kylia Sykes	G	6-5	195	R-Fr.	RS	Washington, D.C./St. John's College
1	Marvin Smith Jr.	F	6-6	205	Sr.	3L	Richmond, Va./Fork Union Military Academy
2	Malik Massey	G	6-3	195	So.	1L	Charlotte, N.C./New Hampton Prep
3	Jelani Mofford	F	6-5	187	Jr.	2L	Mississauga, Ontario/Athlete Institute
10	Francis Alonso	G	6-3	185	Jr.	2L	Malaga, Spain/Cushing Academy (Mass.)
11	Demetrius Troy	G	6-0	187	Jr.	2L	Raleigh, N.C./Word of God
13	Justin Jordan	G	6-3	185	Sr.	1L	Davidson, N.C./UW-Milwaukee
14	Kyrin Galloway	F	6-8	215	So.	1L	Milton, Ga./Milton
15	Garrett Collins	F	6-5	200	Sr.	3L	Asheville, N.C./Fishburne Military Academy
21	James Dickey III	F	6-10	200	So.	1L	Raleigh, N.C./Word of God
22	Jack Konstanzer	G	5-11	165	R-Fr.	RS	Kill Devil Hills, N.C./First Flight
24	Isaiah Miller	G	6-0	180	Fr.	HS	Covington, Ga./Newton
25	Lloyd Burgess	C	6-11	270	Jr.	2L	Durham, N.C./Christ School
32	Jordy Kuiper	F	6-9	250	Sr.	3L	Groningen, Netherlands/Canaries Basketball
35	Eric Hamilton	F	6-9	250	Jr.	TR	Atlanta, Ga./Wichita State
44	Kaleb Hunter	G	6-4	190	Fr.	HS	Raleigh, N.C./Neuse Christian

2017-18 ALPHABETICAL ROSTER

No.	Name	Pos.	Ht.	Wt.	Cl.	Exp.	Hometown/Previous School
10	Francis Alonso	G	6-3	185	Jr.	2L	Malaga, Spain/Cushing Academy (Mass.)
25	Lloyd Burgess	C	6-11	270	Jr.	2L	Durham, N.C./Christ School
15	Garrett Collins	F	6-5	200	Sr.	3L	Asheville, N.C./Fishburne Military Academy
21	James Dickey III	F	6-10	200	So.	1L	Raleigh, N.C./Word of God
14	Kyrin Galloway	F	6-8	215	So.	1L	Milton, Ga./Milton
35	Eric Hamilton	F	6-9	250	Jr.	TR	Atlanta, Ga./Wichita State
44	Kaleb Hunter	G	6-4	190	Fr.	HS	Raleigh, N.C./Neuse Christian
13	Justin Jordan	G	6-3	185	Sr.	1L	Davidson, N.C./UW-Milwaukee
22	Jack Konstanzer	G	5-11	165	R-Fr.	RS	Kill Devil Hills, N.C./First Flight
32	Jordy Kuiper	F	6-9	250	Sr.	3L	Groningen, Netherlands/Canaries Basketball
2	Malik Massey	G	6-3	195	So.	1L	Charlotte, N.C./New Hampton Prep
24	Isaiah Miller	G	6-0	180	Fr.	HS	Covington, Ga./Newton
3	Jelani Mofford	F	6-5	187	Jr.	2L	Mississauga, Ontario/Athlete Institute
1	Marvin Smith Jr.	F	6-6	205	Sr.	3L	Richmond, Va./Fork Union Military Academy
0	Kylia Sykes	G	6-5	195	R-Fr.	RS	Washington, D.C./St. John's College
11	Demetrius Troy	G	6-0	187	Jr.	2L	Raleigh, N.C./Word of God

Head Coach: Wes Miller, seventh season (North Carolina, 2007)

Associate Head Coach: Mike Roberts, sixth season (Indiana, 2005)

Assistant Coach: Chris LePore, fourth season (Belmont, 2014)

Assistant Coach: Andre Morgan, second season (North Georgia, 2010)

Graduate Manager: Tim Peete, second season (Tulsa, 2014)

Graduate Manager: Tom Tankelewicz, second season (Western Carolina, 2014)



2017-18 UNCG MEN'S BASKETBALL



2017-18 MISCELLANEOUS STATISTICS

2017-18 Game-By-Game Starting Lineups

11/10	at Virginia	Troy	Alonso	Smith	Dickey	Kuiper
11/15	N.C. WESLEYAN	Troy	Alonso	Smith	Dickey	Kuiper
11/17	FERRUM	Troy	Alonso	Smith	Dickey	Kuiper
11/20	DELAWARE	Troy	Alonso	Smith	Dickey	Kuiper
11/21	LONGWOOD	Troy	Alonso	Smith	Dickey	Kuiper
11/24	at Wake Forest	Troy	Alonso	Smith	Dickey	Kuiper
11/28	at Presbyterian	Troy	Alonso	Smith	Dickey	Kuiper
12/2	at Liberty	Troy	Alonso	Smith	Dickey	Kuiper
12/7	ELON	Troy	Alonso	Smith	Dickey	Kuiper
12/13	UNCW	Troy	Alonso	Smith	Dickey	Kuiper
12/16	at N.C. State	Troy	Alonso	Smith	Dickey	Kuiper
12/19	UNC ASHEVILLE	Troy	Alonso	Smith	Dickey	Kuiper
12/21	SOUTHEASTERN	Troy	Alonso	Smith	Galloway	Kuiper
12/30	WOFFORD	Troy	Alonso	Smith	Dickey	Kuiper
1/6	at VMI	Troy	Alonso	Smith	Dickey	Kuiper
1/11	at ETSU	Troy	Alonso	Smith	Dickey	Kuiper
1/13	at Western Carolina	Troy	Alonso	Smith	Dickey	Kuiper
1/18	THE CITADEL	Troy	Alonso	Smith	Dickey	Kuiper
1/20	MERCER	Troy	Alonso	Smith	Dickey	Kuiper
1/24	FURMAN	Troy	Alonso	Smith	Dickey	Kuiper
1/27	at Samford	Troy	Alonso	Smith	Dickey	Kuiper
1/29	at Chattanooga	Troy	Alonso	Smith	Dickey	Kuiper
2/1	VMI					
2/7	at Furman					
2/10	WESTERN CAROLINA					
2/12	ETSU					
2/15	at The Citadel					
2/17	at Mercer					
2/20	at Wofford					
2/23	CHATTANOOGA					
2/25	MERCER					

Double-Figure Scoring Games

	2017-18	Career
Francis Alonso	18	65
Marvin Smith	18	55
Demetrius Troy	4	18
James Dickey	9	17
Jordy Kuiper	4	13
Isaiah Miller	8	8
Kyrin Galloway	4	5
Kylia Sykes	2	2
Garrett Collins	1	1
Malik Massey	0	1

20 Points or More Scoring Games

	2017-18	Career
Francis Alonso	8	24
Marvin Smith	1	4
Demetrius Troy	0	1

Double-Double Games

	2017-18	Career
Marvin Smith	2	6
James Dickey	1	4
Jordy Kuiper	0	2

Games Led UNCG In Scoring

	2017-18	Career
Francis Alonso	14	37
Marvin Smith	7	15
Isaiah Miller	2	2
James Dickey	1	2
Demetrius Troy	0	2

Games Led UNCG In Rebounding

	2017-18	Career
James Dickey	14	29
Marvin Smith	6	19
Jordy Kuiper	3	10
Kyrin Galloway	1	2
Lloyd Burgess	0	2
Demetrius Troy	0	1

2017-18 MISCELLANEOUS STATISTICS

Largest Lead: 58 vs. Ferrum (11/17/17)	Home Games 11-1	When shooting 45% or better 10-2
Largest Deficit: 14 vs. NC State and Wofford (12/30/17)	At Coliseum 8-1	When shooting under 45% 6-4
Largest Margin of Victory 52 vs. Ferrum (11/17/17)	At Fleming Gym 3-0	When holding opponents under 45% 13-2
Largest Margin of Defeat 12 at Virginia (11/10/17)	Away Games 5-5	When opponent shoots over 45% 3-4
Largest Halftime Lead: 25 vs. Ferrum (11/17/17)	Neutral Games 0-0	When shooting 70% or better from FT 9-2
Largest Halftime Deficit: 14 vs. Wofford (12/30/17)	Conference Games 7-2	When shooting under 70% from FT 7-4
Largest Halftime Deficit In Win: 14 vs. Wofford (12/30/17)	Non-Conference Games 10-4	When shooting 35% or better from 3 9-2
Largest Lead In Loss: 15 at Presbyterian (11/28/17)	Overtime Games 2-1	When shooting under 35% from 3 7-4
Largest Deficit In Win: 14 vs. NC State & Wofford	Games versus ranked opponents 0-0	When opponent shoots 35%+ from 3 5-3
Most Points Scored In A Half: 53 at Samford (1/27/18)	Games decided by 5 points or less 5-2	When opponent shoots >35% from 3 11-3
Most Points Allowed In A Half: 45 at Wake Forest (11/24/17)	Games decided by 6-10 points 1-3	When hitting seven or more 3's 15-5
Most Points Scored In A Game: 98 at Samford (1/27/18)	Games decided by 11 or more points 10-1	When hitting less than seven 3's 1-1
Most Points Allowed In A Game: 82 at Samford (1/27/18)	When ahead at the half 8-3	When opponent hits 7< 3's 6-3
Fewest Points Allowed In Half 11 vs. Longwood, 2nd half (11/21/17)	When trailing at the half 7-3	When opponent hits >7 3's 10-3
Fewest Points Allowed In Game 40 vs. Longwood (11/21/17)	When tied at the half 1-0	When committing 15 or more to's 8-2
	When outrebounding opponent 12-2	When committing less than 15 to's 8-4
	When outrebounded or tied 4-4	When forcing 15 or more to's 9-3
	When scoring 90+ points 2-0	When failing to force 15 turnovers 7-3
	When scoring 80-89 points 3-1	When handing out 15+ assists 7-1
	When scoring 70-79 points 9-2	When handing out >15 assists 9-5
	When scoring under 70 points 2-3	When recording 6+ steals 15-4
	When opponent scores under 70 13-4	When recording fewer than 6 steals 1-2
	When opponent scores 70-79 2-0	When UNCG bench outscores opp. 10-2
	When opponent scores 80-89 1-2	When UNCG bench is outscored or tied 5-4
	When opponent scores 90+ 0-0	When Smith leads UNCG in scoring 4-3
		When Miller leads UNCG in scoring 1-0
		When Alonso leads UNCG in scoring 11-2
		When Dickey leads UNCG in scoring 0-1



2017-18 UNCG MEN'S BASKETBALL



Kylia Sykes' Notebook

Made first career appearance for the Spartans at Virginia, scoring two points and grabbing four rebounds ... Scored four points, grabbed five rebounds, dished out two assists and notched two steals against N.C. Wesleyan ... Scored a career-high 10 points against Ferrum College, hitting 4-of-5 from the field ... Scored seven points against Elon on 3-of-4 shooting from the field ... Added five points against UNC Asheville ... Scored 11 points against Southeastern in 21 minutes, hitting 2-of-3 from 3-point land ... Scored four points on 2-of-2 shooting at Samford.

#0

KYLIA SYKES

REDSHIRT FRESHMAN

SEASON HIGHS

Points 11 vs. Southeastern (12/21/17)
Rebounds .5 vs. N.C. Wesleyan (11/15/17)
Assists 3 vs. Longwood (11/21/17)
Steals 2, three times
Blocks 1, five times
FG Made 4, two times
FG Att 5, two times
3FG Made ... 2 vs. Southeastern (12/21/17)
3FG Att 3 vs. Southeastern (12/21/17)
FT Made ... 2 vs. N.C. Wesleyan (11/15/17)
FT Att 2, two times

CAREER HIGHS

Points 11 vs. Southeastern (12/21/17)
Rebounds .5 vs. N.C. Wesleyan (11/15/17)
Assists 3 vs. Longwood (11/21/17)
Steals 2, three times
Blocks 1, four times
FG Made 4, two times
FG Att 5, two times
3FG Made ... 2 vs. Southeastern (12/21/17)
3FG Att 3 vs. Southeastern (12/21/17)
FT Made ... 2 vs. N.C. Wesleyan (11/15/17)
FT Att 2, two times

2017-18 UNCG Men's Basketball UNCG Individual Game-by-Game (as of Jan 29, 2018) All games

#00 Kylia Sykes

Opponent	Date	gs	min	Total		3-Pointers		Free throws		Rebounds				pf	a	t/o	blk	stl	pts	avg
				fg-fga	pct	3fg-fga	pct	ft-fa	pct	off	def	tot	avg							
at Virginia	11/10/17	14	1-1	1.000	0-0	.000	0-0	.000	2	2	4	4.0	1	2	1	0	0	2	2.0	
N.C. WESLEYAN	11/15/17	12	1-2	.500	0-1	.000	2-2	1.000	3	2	5	4.5	3	2	2	0	2	4	3.0	
FERRUM COLLEGE	11/17/17	20	4-5	.800	1-2	.500	1-2	.500	1	0	1	3.3	1	1	2	1	1	10	5.3	
DELAWARE	11/20/17	8	0-0	.000	0-0	.000	1-2	.500	0	1	1	2.8	2	1	0	0	1	1	4.3	
LONGWOOD	11/21/17	10	0-2	.000	0-2	.000	0-0	.000	1	0	1	2.4	1	3	1	0	1	0	3.4	
at Wake Forest	11/24/17	6	0-0	.000	0-0	.000	0-1	.000	0	1	1	2.2	3	0	0	0	0	0	2.8	
at Presbyterian	11/28/17	8	0-1	.000	0-0	.000	0-0	.000	0	0	0	1.9	2	1	1	0	1	0	2.4	
at Liberty	12/02/17	27	0-2	.000	0-1	.000	0-0	.000	2	2	4	2.1	5	0	1	0	2	0	2.1	
ELON	12/07/17	14	3-4	.750	1-2	.500	0-0	.000	0	2	2	2.1	1	0	0	1	2	7	2.7	
UNCW	12/13/17	9	1-4	.250	0-1	.000	0-0	.000	2	0	2	2.1	1	0	0	0	0	2	2.6	
at NC State	12/16/17	4	0-0	.000	0-0	.000	0-0	.000	1	0	1	2.0	0	0	0	0	0	0	2.4	
UNC ASHEVILLE	12/19/17	4	2-2	1.000	1-1	1.000	0-0	.000	0	0	0	1.8	2	0	1	0	1	5	2.6	
SOUTHEASTERN	12/21/17	21	4-5	.800	2-3	.667	1-1	1.000	0	1	1	1.8	0	2	1	0	1	11	3.2	
WOFFORD	12/30/17	4	0-0	.000	0-0	.000	0-0	.000	0	1	1	1.7	0	1	0	0	0	0	3.0	
at VMI	01/06/18	5	0-0	.000	0-0	.000	0-0	.000	1	0	1	1.7	2	0	2	0	0	0	2.8	
at ETSU	01/11/18	8	0-0	.000	0-0	.000	0-0	.000	0	0	0	1.6	0	0	0	0	0	0	2.6	
at Western Carolina	01/13/18	4	0-0	.000	0-0	.000	0-0	.000	0	0	0	1.5	1	0	1	0	0	0	2.5	
THE CITADEL	01/18/18	6	0-1	.000	0-1	.000	0-0	.000	0	0	0	1.4	0	0	0	0	1	0	2.3	
MERCER	01/20/18	7	0-0	.000	0-0	.000	0-0	.000	0	0	0	1.3	2	0	0	1	0	0	2.2	
FURMAN	01/24/18	9	0-0	.000	0-0	.000	0-0	.000	0	0	0	1.3	2	0	0	1	0	0	2.1	
at Samford	01/27/18	12	2-2	1.000	0-0	.000	0-0	.000	0	1	1	1.2	3	0	0	1	1	4	2.2	
at Chattanooga	01/29/18	14	0-1	.000	0-1	.000	0-0	.000	1	0	1	1.2	2	1	0	0	1	0	2.1	
Totals		0	226	18-32	.563	5-15	.333	5-8	.625	14	13	27	1.2	34	14	13	5	15	46	2.1

Games played: 22
 Minutes/game: 10.3
 Points/game: 2.1
 FG Pct: 56.3
 3FG Pct: 33.3
 FT Pct: 62.5

Rebounds/game: 1.2
 Assists/game: 0.6
 Turnovers/game: 0.6
 Assist/turnover ratio: 1.1
 Steals/game: 0.7
 Blocks/game: 0.2

KYLIA SYKES' CAREER STATISTICS

Season	gp-gs	min/avg	Total		3-Point		F-Throws		Rebounds				Scoring							
			fg-fga	pct	fg-fga	pct	ft-fa	pct	off	def	tot	avg	pf	fo	ast	to	blk	stl	pts	avg
2017-18	22-0	226/10.3	18-32	.563	5-15	.333	5-8	.625	14	13	27	1.2	34	1	14	13	5	15	46	2.1
TOTAL	22-0	226/10.3	18-32	.563	5-15	.333	5-8	.625	14	13	27	1.2	34	1	14	13	5	15	46	2.1



2017-18 UNCG MEN'S BASKETBALL



Marvin Smith's Notebook

Opened the season with 12 points and nine rebounds at Virginia (Nov. 10) ... Scored 16 points against N.C. Wesleyan, hitting four 3-pointers ... Scored 15 points and grabbed six rebounds against Ferrum ... Scored 12 points and posted four steals against Elon, hitting 5-of-9 from the field ... Posted 15 points and six rebounds against UNCW, hitting three 3-pointers ... Recorded a double-double against N.C. State, scoring 16 points and grabbing 10 rebounds ... Named the SoCon Player of the Week Dec. 18 for his performances against N.C. State and UNCW ... Scored 13 points against UNC Asheville ... Scored a team-high 11 points and grabbed nine rebounds against ETSU ... Scored a career-high 24 points and grabbed nine rebounds at Western Carolina ... Connected on 9-of-15 from the field, including three 3-pointers, while hitting 3-of-3 from the free throw line ... Recorded a double-double against The Citadel, scoring 14 points and grabbing 10 rebounds ... Scored 15 points against Mercer ... Added 13 points and five rebounds against Furman ... Scored 18 points and grabbed seven rebounds at Samford.

#1

MARVIN SMITH

SENIOR

SEASON HIGHS

Points 24 at WCU (1/13/18)
Rebounds 10, two times
Assists 3, two times
Steals 4, two times
Blocks 2 vs. Dealware (11/20/17)
FG Made 9 at WCU (1/13/18)
FG Att 17 vs. The Citadel (1/18/18)
3FG Made . 4 vs. N.C. Wesleyan (11/15/17)
3FG Att 10, three times
FT Made 6 at Virginia (11/10/17)
FT Att 9 at ETSU (1/11/18)

CAREER HIGHS

Points 24 at WCU (1/13/18)
Rebounds 16 vs. The Citadel (2/25/16)
Assists 5 vs. The Citadel (3/4/17)
Steals 4, two times
Blocks 3 vs. S. Wesleyan (12/14/16)
FG Made 9, two times
FG Att 17, two times
3FG Made 5 vs. Mars Hill (12/5/16)
3FG Att 10, four times
FT Made 9 vs. Greensboro (11/14/15)
FT Att 11 vs. Greensboro (11/14/15)

Opponent	Date	gs	min	Total		3-Pointers		Free throws		Rebounds				pf	a	t/o	blk	stl	pts	avg	
				fg-fga	pct	3fg-fga	pct	ft-fta	pct	off	def	tot	avg								
at Virginia	11/10/17	*	29	2-12	.167	2-8	.250	6-6	1.000	4	5	9	9.0	4	0	0	0	0	12	12.0	
N.C. WESLEYAN	11/15/17	*	22	6-12	.500	4-10	.400	0-0	.000	0	3	3	6.0	0	2	1	1	0	16	14.0	
FERRUM COLLEGE	11/17/17	*	19	5-10	.500	3-7	.429	2-2	1.000	1	5	6	6.0	2	0	1	0	0	15	14.3	
DELAWARE	11/20/17	*	32	3-11	.273	3-7	.429	4-4	1.000	5	2	7	6.3	2	0	2	2	1	13	14.0	
LONGWOOD	11/21/17	*	20	4-11	.364	2-7	.286	0-0	.000	0	2	2	5.4	3	1	3	0	1	10	13.2	
at Wake Forest	11/24/17	*	30	2-5	.400	1-3	.333	5-6	.833	1	3	4	5.2	5	0	1	0	0	10	12.7	
at Presbyterian	11/28/17	*	26	2-9	.222	1-3	.333	0-0	.000	2	2	4	5.0	2	3	2	0	1	5	11.6	
at Liberty	12/02/17	*	8	0-2	.000	0-2	.000	0-0	.000	0	1	1	4.5	1	0	1	0	0	0	10.1	
ELON	12/07/17	*	21	5-9	.556	2-5	.400	0-0	.000	0	1	1	4.1	1	2	1	0	4	12	10.3	
UNCW	12/13/17	*	26	5-11	.455	3-7	.429	2-2	1.000	1	5	6	4.3	4	1	0	0	0	15	10.8	
at NC State	12/16/17	*	34	7-12	.583	2-6	.333	0-2	.000	4	6	10	4.8	2	1	2	0	0	16	11.3	
UNC ASHEVILLE	12/19/17	*	31	5-12	.417	3-10	.300	0-0	.000	2	1	3	4.7	3	1	2	0	3	13	11.4	
SOUTHEASTERN	12/21/17	*	23	4-7	.571	1-4	.250	4-4	1.000	0	5	5	4.7	3	0	1	1	2	13	11.5	
WOFFORD	12/30/17	*	29	0-4	.000	0-2	.000	6-8	.750	2	1	3	4.6	0	1	3	1	1	6	11.1	
at VMI	01/06/18	*	25	3-14	.214	1-7	.143	0-0	.000	1	6	7	4.7	2	0	2	0	0	7	10.9	
at ETSU	01/11/18	*	26	2-8	.250	2-6	.333	5-9	.556	4	5	9	5.0	4	0	1	0	0	11	10.9	
at Western Carolina	01/13/18	*	32	9-15	.600	3-8	.375	3-3	1.000	3	6	9	5.2	1	0	2	0	2	24	11.6	
THE CITADEL	01/18/18	*	30	4-17	.235	3-10	.300	3-4	.750	4	6	10	5.5	2	1	2	0	4	14	11.8	
MERCER	01/20/18	*	33	4-13	.308	3-9	.333	4-9	.444	2	2	4	5.4	4	1	1	1	1	15	11.9	
FURMAN	01/24/18	*	29	3-8	.375	3-6	.500	4-6	.667	0	5	5	5.4	2	1	0	1	1	13	12.0	
at Samford	01/27/18	*	24	5-9	.556	3-5	.600	5-6	.833	2	5	7	5.5	3	4	1	1	1	18	12.3	
at Chattanooga	01/29/18	*	35	4-13	.308	1-8	.125	5-7	.714	1	7	8	5.6	5	0	0	1	1	14	12.4	
Totals			22	584	84-224	.375	46-140	.329	58-78	.744	39	84	123	5.6	55	19	29	9	23	272	12.4

Games played: 22
 Minutes/game: 26.5
 Points/game: 12.4
 FG Pct: 37.5
 3FG Pct: 32.9
 FT Pct: 74.4


Rebounds/game: 5.6
 Assists/game: 0.9
 Turnovers/game: 1.3
 Assist/turnover ratio: 0.7
 Steals/game: 1.0
 Blocks/game: 0.4

MARVIN SMITH'S CAREER STATISTICS

Season	gp-gs	min/avg	Total		3-Point		F-Throws		Rebounds				Scoring							
			fg-fga	pct	fg-fga	pct	ft-fta	pct	off	def	tot	avg	pf	fo	ast	to	blk	stl	pts	avg
2014-15	21-10	379/18.0	34-117	.291	15-45	.333	15-26	.577	26	33	59	2.8	54	4	9	15	4	8	98	4.7
2015-16	34-33	908/26.7	108-300	.360	55-171	.322	47-70	.671	40	147	187	5.5	106	2	20	39	15	41	318	9.4
2016-17	34-34	887/26.1	107-287	.373	55-175	.314	41-57	.719	47	93	140	4.1	96	5	36	47	21	30	310	9.1
2017-18	22-22	584/26.5	84-224	.375	46-140	.329	58-78	.744	39	84	123	5.6	55	2	19	29	9	23	272	12.4
TOTAL	111-99	2758/24.8	333-928	.359	171-531	.322	161-231	.697	152	357	509	4.6	311	13	84	130	49	102	998	9.0



2017-18 UNCG MEN'S BASKETBALL



Malik Massey's Notebook

Scored seven points and dished out three assists against Ferrum ... Scored eight points and hit a pair of 3-pointers against Elon ... Scored six points against N.C. State in 14 minutes of play ... Scored eight points against Southeastern, hitting 3-of-6 from the field ... Missed the Samford game due to injury.

#2

MALIK MASSEY

SOPHOMORE

SEASON HIGHS

Points 8, three times
Rebounds 4, two times
Assists 3, three times
Steals 3 vs. Longwood (11/21/17)
Blocks n/a
FG Made 3, three times
FG Att 7, four times
3FG Made 2, two times
3FG Att 5 vs. Elon (12/7/17)
FT Made 4 at N.C. State (12/16/17)
FT Att 4, two times

CAREER HIGHS

Points 11 vs. Mars Hill (12/5/16)
Rebounds 3, six times
Assists 3, six times
Steals 2, four times
Blocks n/a
FG Made 4 vs. Mars Hill (12/5/16)
FG Att 7, five times
3FG Made 2, seven times
3FG Att 5, two times
FT Made 4, two times
FT Att 4, three times

Opponent	Date	gs	min	Total		3-Pointers		Free throws		Rebounds				pf	a	t/o	blk	stl	pts	avg
				fg-fga	pct	3fg-fga	pct	ft-fa	pct	off	def	tot	avg							
at Virginia	11/10/17	11		0-1	.000	0-1	.000	1-2	.500	0	0	0.0	0	2	2	0	0	1	1.0	
N.C. WESLEYAN	11/15/17	18		2-5	.400	0-1	.000	0-1	.000	0	1	0.5	0	1	2	0	0	4	2.5	
FERRUM COLLEGE	11/17/17	15		2-3	.667	2-2	1.000	1-2	.500	0	3	1.3	1	3	0	0	2	7	4.0	
DELAWARE	11/20/17	16		3-4	.750	1-1	1.000	1-1	1.000	0	1	1.3	0	3	2	0	0	8	5.0	
LONGWOOD	11/21/17	15		2-4	.500	1-3	.333	2-2	1.000	0	0	1.0	1	1	0	0	3	7	5.4	
at Wake Forest	11/24/17	22		2-3	.667	1-2	.500	0-0	.000	0	1	1.0	2	2	0	0	0	5	5.3	
at Presbyterian	11/28/17	19		1-5	.200	1-4	.250	0-0	.000	0	0	0.9	3	3	1	0	0	3	5.0	
at Liberty	12/02/17	30		1-2	.500	1-2	.500	2-2	1.000	0	4	1.3	5	2	1	0	2	5	5.0	
ELON	12/07/17	21		3-7	.429	2-5	.400	0-0	.000	0	0	1.1	0	2	2	0	1	8	5.3	
UNCW	12/13/17	20		1-7	.143	0-3	.000	2-2	1.000	0	1	1.1	1	0	0	0	2	4	5.2	
at NC State	12/16/17	14		1-3	.333	0-0	.000	4-4	1.000	1	1	1.1	5	2	0	0	0	6	5.3	
UNC ASHEVILLE	12/19/17	15		0-0	.000	0-0	.000	0-0	.000	1	0	1.1	0	0	1	0	0	0	4.8	
SOUTHEASTERN	12/21/17	18		3-6	.500	0-2	.000	2-4	.500	0	4	1.3	2	2	2	0	0	8	5.1	
WOFFORD	12/30/17	19		3-4	.750	1-2	.500	0-0	.000	0	0	1.2	1	0	2	0	1	7	5.2	
at VMI	01/06/18	21		2-4	.500	1-2	.500	0-0	.000	0	1	1.2	1	1	1	0	0	5	5.2	
at ETSU	01/11/18	16		2-7	.286	0-2	.000	0-0	.000	0	2	1.3	1	2	1	0	0	4	5.1	
at Western Carolina	01/13/18	13		0-0	.000	0-0	.000	0-1	.000	0	0	1.2	2	1	2	0	1	0	4.8	
THE CITADEL	01/18/18	11		2-7	.286	1-4	.250	0-0	.000	0	1	1.2	2	0	2	0	0	5	4.8	
MERCER	01/20/18	14		0-2	.000	0-2	.000	0-0	.000	0	0	1.1	1	0	0	0	2	0	4.6	
FURMAN	01/24/18	12		0-4	.000	0-1	.000	0-0	.000	0	1	1.1	1	1	1	0	1	0	4.4	
at Samford	01/27/18	dnp		-	-	-	-	-	-	-	-	-	-	-	-	-	-	-	-	
at Chattanooga	01/29/18	dnp		-	-	-	-	-	-	-	-	-	-	-	-	-	-	-	-	
Totals		0	340	30-78	.385	12-39	.308	15-21	.714	1	21	22	1.1	29	28	22	0	15	87	4.4

Games played: 20
 Minutes/game: 17.0
 Points/game: 4.4
 FG Pct: 38.5
 3FG Pct: 30.8
 FT Pct: 71.4

Rebounds/game: 1.1
 Assists/game: 1.4
 Turnovers/game: 1.1
 Assist/turnover ratio: 1.3
 Steals/game: 0.8

MALIK MASSEY'S CAREER STATISTICS

Season	gp-gs	min/avg	Total		3-Point		F-Throws		Rebounds				pf	fo	ast	to	blk	stl	Scoring	
			fg-fga	pct	fg-fga	pct	ft-fa	pct	off	def	tot	avg							pts	avg
2016-17	35-0	554/15.8	43-109	.394	25-56	.446	11-19	.579	3	27	30	0.9	37	0	34	23	0	18	122	3.5
2017-18	20-0	340/17.0	30-78	.385	12-39	.308	15-21	.714	1	21	22	1.1	29	2	28	22	0	15	87	4.4
TOTAL	55-0	894/16.3	73-187	.390	37-95	.389	26-40	.650	4	48	52	0.9	66	2	62	45	0	33	209	3.8



2017-18 UNCG MEN'S BASKETBALL



Jelani Mofford's Notebook



#3

JELANI MOFFORD

JUNIOR

SEASON HIGHS

Points
 Rebounds
 Assists
 Steals
 Blocks
 FG Made
 FG Att
 3FG Made
 3FG Att
 FT Made
 FT Att

CAREER HIGHS

Points 5 vs. S. Wesleyan (12/14/16)
 Rebounds 1 vs. Belmont Abbey (12/12/15)
 Assists1, two times
 Steals1, two times
 Blocksn/a
 FG Made 2 vs. S. Wesleyan (12/14/16)
 FG Att 4 vs. Mars Hill (12/5/16)
 3FG Made1, two times
 3FG Att 3 vs. Mars Hill (12/5/16)
 FT Maden/a
 FT Attn/a

JELANI MOFFORD'S CAREER STATISTICS

Season	gp-gs	min/avg	Total		3-Point		F-Throws		Rebounds				Scoring							
			fg-fga	pct	fg-fga	pct	ft-fta	pct	off	def	tot	avg	pf	fo	ast	to	blk	stl	pts	avg
2015-16	6-0	8/1.3	2-3	.667	0-0	.000	0-0	.000	0	1	1	0.2	1	0	1	0	0	1	4	0.7
2016-17	4-0	17/4.3	3-6	.500	2-4	.500	0-0	.000	0	0	0	0.0	3	0	1	1	0	1	8	2.0
TOTAL	10-0	25/2.5	5-9	.556	2-4	.500	0-0	.000	0	1	1	0.1	4	0	2	1	0	2	12	1.2



2017-18 UNCG MEN'S BASKETBALL



Francis Alonso's Notebook

Scored nine points against Virginia in opener ... Scored 13 points in 21 minutes against Ferrum, hitting 3-of-7 from 3-point land ... Scored a career-high 32 points against Delaware, hitting 10-of-14 from the field, 8-of-10 from the free throw line and 4-of-4 from the free throw line ... Scored 31 points against Wake Forest, hitting 11-of-17 from the field, 7-of-10 from 3-point land and 2-of-2 from the free throw line ... Scored a career-high 36 points at Liberty, hitting the game-winning shot with 2.4 seconds remaining in third overtime ... Hit the game-tying basket with 5.3 seconds in regulation and again in the second overtime, both 3-pointers ... Named the SoCon Player of the Week for his performance against Liberty ... Scored eight points and dished out seven assists against Elon in 24 minutes ... Added 19 points, 14 in the second half, against UNCW hitting 5-of-8 from 3-point land ... Scored a team-high 17 points against N.C. State, hitting three 3-pointers ... Scored 26 points, including 18 in the second half as UNCG rallied to beat Wofford in the SoCon Opener, hitting 6-of-10 from 3-point land ... Scored 19 points against VMI, hitting 6-of-7 from the free throw line ... Scored 20 points at Western Carolina, 18 of which came in the second half as he hit four 3-pointers ... Led the team with 17 points and six assists against Mercer ... Scored a team-high 17 points on 2-of-3 shooting from 3-point land and 7-of-8 from free throw line against Furman ... Scored a team-high 24 points at Samford, tying his career-high with eight 3-pointers, connecting on 8-of-9 from deep.

#10

FRANCIS ALONSO

JUNIOR

SEASON HIGHS

Points 36 at Liberty (12/2/17)
Rebounds 5 vs. Furman (1/24/18)
Assists 7 vs. Elon (12/7/17)
Steals 4 at N.C. State (12/16/17)
Blocks 1 vs. N.C. Wesleyan (11/15/17)
FG Made 11 at Wake Forest (11/24/17)
FG Att 31 at Liberty (12/2/17)
3FG Made 8, two times
3FG Att 19 at Liberty (12/2/17)
FT Made 9 at Liberty (12/2/17)
FT Att 11 at Liberty (12/2/17)

CAREER HIGHS

Points 36 at Liberty (12/2/17)
Rebounds 5, three times
Assists 7, two times
Steals 4 at N.C. State (12/16/17)
Blocks 1, eight times
FG Made 11 at Wake Forest (11/24/17)
FG Att 31 at Liberty (12/2/17)
3FG Made 8, two times
3FG Att 19 at Liberty (12/2/17)
FT Made 10, two times
FT Att 12 vs. ETSU (2/6/16)

Opponent	Date	gs	min	Total		3-Pointers		Free throws		Rebounds					pts	avg					
				fg-fga	pct	3fg-fga	pct	ft-fa	pct	off	def	tot	avg	pf			a	to	blk	stl	
at Virginia	11/10/17	*	31	3-12	.250	0-6	.000	3-4	.750	2	1	3	3.0	1	3	5	0	1	9	9.0	
N.C. WESLEYAN	11/15/17	*	23	1-6	.167	0-4	.000	0-0	.000	0	3	3	3.0	2	2	1	1	1	2	5.5	
FERRUM COLLEGE	11/17/17	*	21	5-9	.556	3-7	.429	0-0	.000	0	1	1	2.3	2	3	1	0	3	13	8.0	
DELAWARE	11/20/17	*	31	10-14	.714	8-10	.800	4-4	1.000	0	3	3	2.5	2	4	3	0	1	32	14.0	
LONGWOOD	11/21/17	*	24	5-10	.500	3-6	.500	3-4	.750	0	1	1	2.2	2	1	1	0	0	16	14.4	
at Wake Forest	11/24/17	*	33	11-17	.647	7-10	.700	2-2	1.000	0	0	0	1.8	4	4	4	0	0	31	17.2	
at Presbyterian	11/28/17	*	34	4-11	.364	3-7	.429	5-5	1.000	0	2	2	1.9	1	1	3	0	0	16	17.0	
at Liberty	12/02/17	*	38	10-31	.323	7-19	.368	9-11	.818	0	4	4	2.1	4	3	5	0	2	36	19.4	
ELON	12/07/17	*	24	3-8	.375	2-6	.333	0-0	.000	1	2	3	2.2	0	7	1	0	2	8	18.1	
UNCW	12/13/17	*	26	6-11	.545	5-8	.625	2-2	1.000	0	0	0	2.0	4	3	5	0	0	19	18.2	
at NC State	12/16/17	*	31	6-14	.429	3-7	.429	2-3	.667	1	1	2	2.0	2	6	5	0	4	17	18.1	
UNC ASHEVILLE	12/19/17	*	31	4-12	.333	3-9	.333	1-1	1.000	0	2	2	2.0	3	4	4	0	3	12	17.6	
SOUTHEASTERN	12/21/17	*	25	6-10	.600	4-7	.571	4-4	1.000	0	2	2	2.0	4	0	2	0	0	20	17.8	
WOFFORD	12/30/17	*	33	8-16	.500	6-10	.600	4-4	1.000	0	3	3	2.1	2	1	2	0	1	26	18.4	
at VMI	01/06/18	*	32	5-13	.385	3-9	.333	6-7	.857	0	4	4	2.2	4	1	2	0	1	19	18.4	
at ETSU	01/11/18	*	30	4-11	.364	2-6	.333	0-0	.000	0	0	0	2.1	3	2	5	0	0	10	17.9	
at Western Carolina	01/13/18	*	31	7-15	.467	4-11	.364	2-3	.667	0	2	2	2.1	4	2	4	0	3	20	18.0	
THE CITADEL	01/18/18	*	27	1-4	.250	1-3	.333	0-0	.000	0	4	4	2.2	1	3	1	0	1	3	17.2	
MERCER	01/20/18	*	34	4-11	.364	3-7	.429	6-7	.857	1	0	1	2.1	3	6	1	0	0	17	17.2	
FURMAN	01/24/18	*	30	4-8	.500	2-3	.667	7-8	.875	0	5	5	2.3	1	4	2	0	1	17	17.2	
at Samford	01/27/18	*	28	8-10	.800	8-9	.889	0-0	.000	0	4	4	2.3	2	3	3	0	0	24	17.5	
at Chattanooga	01/29/18	*	38	7-21	.333	4-16	.250	2-2	1.000	2	2	4	2.4	5	4	2	0	1	20	17.6	
Totals			22	655	122-274	.445	81-180	.450	62-71	.873	7	46	53	2.4	56	67	62	1	25	387	17.6

Games played: 22
 Minutes/game: 29.8
 Points/game: 17.6
 FG Pct: 44.5
 3FG Pct: 45.0
 FT Pct: 87.3


Rebounds/game: 2.4
 Assists/game: 3.0
 Turnovers/game: 2.8
 Assist/turnover ratio: 1.1
 Steals/game: 1.1
 Blocks/game: 0.0

FRANCIS ALONSO'S CAREER STATISTICS

Season	gp-gs	min/avg	Total		3-Point		F-Throws		Rebounds				Scoring							
			fg-fga	pct	fg-fga	pct	ft-fa	pct	off	def	tot	avg	pf	fo	ast	to	blk	stl	pts	avg
2015-16	34-26	965/28.4	139-313	.444	85-215	.395	80-94	.851	8	52	60	1.8	67	3	61	66	5	18	443	13.0
2016-17	35-34	1007/28.8	152-338	.450	102-221	.462	114-130	.877	11	55	66	1.9	83	1	71	64	2	29	520	14.9
2017-18	22-22	655/29.8	122-274	.445	81-180	.450	62-71	.873	7	46	53	2.4	56	1	67	62	1	25	387	17.6
TOTAL	91-82	2627/28.9	413-925	.446	268-616	.435	256-295	.868	26	153	179	2.0	206	5	199	192	8	72	1350	14.8



2017-18 UNCG MEN'S BASKETBALL



Demetrius Troy's Notebook

Scored 15 points at Presbyterian, hitting 6-of-9 from the field and 3-of-6 from 3-point land ... Scored eight points and hit a pair of 3-pointers against Elon ... Dished out seven assists without a turnover against UNCW ... Posted eight points, four assists and four rebounds against N.C. State .. Dished out seven assists in the SoCon opener against Wofford ... Recorded seven assists against Western Carolina in 27 minutes of play ... Scored 12 points and dished out eight assists against The Citadel with just two turnovers ... Added 12 points against Mercer, while grabbing four rebounds and posting two steals ... Scored 11 points and dished out four assists against Furman ... Dished out a career-high 11 assists at Samford.

#11

DEMETRIUS TROY

JUNIOR

SEASON HIGHS

Points 15 at Presbyterian (11/28/17)
Rebounds 4, two times
Assists 11 at Samford (1/27/18)
Steals 4 at Presbyterian (11/28/17)
Blocks n/a
FG Made 6 at Presbyterian (11/28/17)
FG Att 10 at Liberty (12/2/17)
3FG Made 4 vs. The Citadel (1/18/18)
3FG Att 7 at Liberty (12/2/17)
FT Made 2, three times
FT Att 3, two times

CAREER HIGHS

Points 20 at VMI (1/14/17)
Rebounds 6 vs. Wake Forest (12/9/16)
Assists 11 at Samford (1/27/18)
Steals 5 vs. ETSU (2/6/16)
Blocks 1, two times
FG Made 7 at VMI (1/14/17)
FG Att 12 at Georgetown (12/22/16)
3FG Made 4, five times
3FG Att 7, three times
FT Made 4 at Georgetown (12/22/16)
FT Att 4, two times

Opponent	Date	gs	min	Total		3-Pointers		Free throws		Rebounds				pf	a	t/o	blk	stl	pts	avg	
				fg-fga	pct	3fg-fga	pct	ft-fa	pct	off	def	tot	avg								
at Virginia	11/10/17	*	27	2-9	.222	0-5	.000	0-2	.000	0	0	0	0.0	1	1	4	0	1	4	4.0	
N.C. WESLEYAN	11/15/17	*	22	2-7	.286	2-6	.333	0-0	.000	0	2	2	1.0	1	5	4	0	2	6	5.0	
FERRUM COLLEGE	11/17/17	*	15	2-5	.400	2-5	.400	2-3	.667	0	2	2	1.3	1	2	2	0	2	8	6.0	
DELAWARE	11/20/17	*	27	2-8	.250	2-6	.333	2-3	.667	0	2	2	1.5	0	4	1	0	0	8	6.5	
LONGWOOD	11/21/17	*	23	2-7	.286	1-6	.167	0-1	.000	0	2	2	1.6	1	6	5	0	1	5	6.2	
at Wake Forest	11/24/17	*	25	2-6	.333	1-3	.333	2-3	.667	0	0	0	1.3	0	1	1	0	2	7	6.3	
at Presbyterian	11/28/17	*	27	6-9	.667	3-6	.500	0-0	.000	0	2	2	1.4	1	1	1	0	4	15	7.6	
at Liberty	12/02/17	*	34	2-10	.200	1-7	.143	0-2	.000	0	1	1	1.4	2	2	3	0	0	5	7.3	
ELON	12/07/17	*	18	3-8	.375	2-6	.333	0-0	.000	0	3	3	1.6	0	1	1	0	2	8	7.3	
UNCW	12/13/17	*	25	2-4	.500	0-0	.000	0-0	.000	0	0	0	1.4	2	7	0	0	2	4	7.0	
at NC State	12/16/17	*	24	3-5	.600	1-2	.500	1-2	.500	0	4	4	1.6	2	4	3	0	1	8	7.1	
UNC ASHEVILLE	12/19/17	*	24	2-8	.250	1-4	.250	0-0	.000	0	0	0	1.5	1	6	4	0	1	5	6.9	
SOUTHEASTERN	12/21/17	*	22	3-6	.500	2-3	.667	0-0	.000	0	1	1	1.5	1	3	1	0	1	8	7.0	
WOFFORD	12/30/17	*	21	0-2	.000	0-1	.000	0-0	.000	0	3	3	1.6	1	7	1	0	0	0	6.5	
at VMI	01/06/18	*	25	3-5	.600	1-3	.333	0-0	.000	0	2	2	1.6	1	2	2	0	1	7	6.5	
at ETSU	01/11/18	*	22	0-4	.000	0-2	.000	2-2	1.000	1	1	2	1.6	0	2	3	0	0	2	6.3	
at Western Carolina	01/13/18	*	27	1-4	.250	0-2	.000	0-0	.000	0	1	1	1.6	2	7	1	0	0	2	6.0	
THE CITADEL	01/18/18	*	29	4-5	.800	4-5	.800	0-0	.000	1	3	4	1.7	0	8	2	0	1	12	6.3	
MERCER	01/20/18	*	31	4-9	.444	2-4	.500	2-2	1.000	0	4	4	1.8	1	1	2	0	2	12	6.6	
FURMAN	01/24/18	*	28	4-7	.571	1-3	.333	2-2	1.000	0	1	1	1.8	0	4	1	0	2	11	6.9	
at Samford	01/27/18	*	26	0-0	.000	0-0	.000	0-0	.000	0	1	1	1.8	4	11	5	0	2	0	6.5	
at Chattanooga	01/29/18	*	39	0-7	.000	0-4	.000	2-2	1.000	0	0	0	1.7	1	6	1	0	2	2	6.3	
Totals			22	561	49-135	.363	26-83	.313	15-24	.625	2	35	37	1.7	23	91	48	0	29	139	6.3

Games played: 22
 Minutes/game: 25.5
 Points/game: 6.3
 FG Pct: 36.3
 3FG Pct: 31.3
 FT Pct: 62.5

Rebounds/game: 1.7
 Assists/game: 4.1
 Turnovers/game: 2.2
 Assist/turnover ratio: 1.9
 Steals/game: 1.3

DEMETRIUS TROY'S CAREER STATISTICS

Season	gp-gs	min/avg	Total		3-Point		F-Throws		Rebounds				Scoring							
			fg-fga	pct	fg-fga	pct	ft-fa	pct	off	def	tot	avg	pf	fo	ast	to	blk	stl	pts	avg
2015-16	27-0	525/19.4	57-152	.375	32-78	.410	17-23	.739	10	47	57	2.1	54	0	61	39	2	30	163	6.0
2016-17	34-2	708/20.8	83-199	.417	44-115	.383	25-33	.758	15	62	77	2.3	46	1	117	60	1	36	235	6.9
2017-18	22-22	561/25.5	49-135	.363	26-83	.313	15-24	.625	2	35	37	1.7	23	0	91	48	0	29	139	6.3
TOTAL	83-24	1794/21.6	189-486	.389	102-276	.370	57-80	.713	27	144	171	2.1	123	1	269	147	3	95	537	6.5



2017-18 UNCG MEN'S BASKETBALL



Justin Jordan's Notebook

Missed the games against UNCW and N.C. State due to a hamstring injury ... Scored five points and had an assist at Samford.

#13

JUSTIN JORDAN

SENIOR

SEASON HIGHS

Points5 at Samford (1/27/18)
Rebounds 2, three times
Assists 3 vs. Ferrum (11/17/17)
Steals 1 vs. Ferrum (11/17/17)
Blocks
FG Made 2 vs. Ferrum (11/17/17)
FG Att2, two times
3FG Made
3FG Att.
FT Made.....3 at Samford (1/27/18)
FT Att......4 at Samford (1/27/18)

CAREER HIGHS

Points5 at Samford (1/27/18)
Rebounds 2, four times
Assists 3 vs. Ferrum (11/17/17)
Steals 1, four times
Blocksn/a
FG Made 2 vs. Ferrum (11/17/17)
FG Att 3 at Chattanooga (2/2/17)
3FG Made .1 vs. Western Carolina (1/7/17)
3FG Att.1 vs. Western Carolina (1/7/17)
FT Made.....3 at Samford (1/27/18)
FT Att......4 at Samford (1/27/18)

Opponent	Date	gs	min	Total		3-Pointers		Free throws		Rebounds				pf	a	t/o	blk	stl	pts	avg
				fg-fga	pct	3fg-fga	pct	ft-fa	pct	off	def	tot	avg							
at Virginia	11/10/17	2		0-0	.000	0-0	.000	0-0	.000	0	0	0	0.0	1	0	0	0	0	0	0.0
N.C. WESLEYAN	11/15/17	11		0-0	.000	0-0	.000	0-0	.000	0	2	2	1.0	0	1	0	0	0	0	0.0
FERRUM COLLEGE	11/17/17	17		2-2	1.000	0-0	.000	0-0	.000	0	0	0	0.7	1	3	0	0	1	4	1.3
DELAWARE	11/20/17	dnp		-	-	-	-	-	-	-	-	-	-	-	-	-	-	-	-	-
LONGWOOD	11/21/17	12		0-0	.000	0-0	.000	0-0	.000	0	2	2	1.0	0	1	1	0	4	0	1.0
at Wake Forest	11/24/17	dnp		-	-	-	-	-	-	-	-	-	-	-	-	-	-	-	-	-
at Presbyterian	11/28/17	dnp		-	-	-	-	-	-	-	-	-	-	-	-	-	-	-	-	-
at Liberty	12/02/17	3		0-0	.000	0-0	.000	0-0	.000	0	2	2	1.2	1	0	1	0	0	0	0.8
ELON	12/07/17	3		1-1	1.000	0-0	.000	0-0	.000	0	0	0	1.0	1	0	0	0	0	2	1.0
UNCW	12/13/17	dnp		-	-	-	-	-	-	-	-	-	-	-	-	-	-	-	-	-
at NC State	12/16/17	dnp		-	-	-	-	-	-	-	-	-	-	-	-	-	-	-	-	-
UNC ASHEVILLE	12/19/17	dnp		-	-	-	-	-	-	-	-	-	-	-	-	-	-	-	-	-
SOUTHEASTERN	12/21/17	3		0-0	.000	0-0	.000	0-0	.000	0	1	1	1.0	0	0	1	0	0	0	0.9
WOFFORD	12/30/17	dnp		-	-	-	-	-	-	-	-	-	-	-	-	-	-	-	-	-
at VMI	01/06/18	2		0-0	.000	0-0	.000	0-0	.000	0	0	0	0.9	1	0	0	0	0	0	0.8
at ETSU	01/11/18	dnp		-	-	-	-	-	-	-	-	-	-	-	-	-	-	-	-	-
at Western Carolina	01/13/18	dnp		-	-	-	-	-	-	-	-	-	-	-	-	-	-	-	-	-
THE CITADEL	01/18/18	dnp		-	-	-	-	-	-	-	-	-	-	-	-	-	-	-	-	-
MERCER	01/20/18	dnp		-	-	-	-	-	-	-	-	-	-	-	-	-	-	-	-	-
FURMAN	01/24/18	dnp		-	-	-	-	-	-	-	-	-	-	-	-	-	-	-	-	-
at Samford	01/27/18	13		1-2	.500	0-0	.000	3-4	.750	0	0	0	0.8	2	1	0	0	0	5	1.2
at Chattanooga	01/29/18	4		0-1	.000	0-0	.000	0-0	.000	0	0	0	0.7	0	0	0	0	0	0	1.1
Totals		0	70	4-6	.667	0-0	.000	3-4	.750	0	7	7	0.7	7	6	3	0	5	11	1.1

Games played: 10
 Minutes/game: 7.0
 Points/game: 1.1
 FG Pct: 66.7
 FT Pct: 75.0


Rebounds/game: 0.7
 Assists/game: 0.6
 Turnovers/game: 0.3
 Assist/turnover ratio: 2.0
 Steals/game: 0.5

JUSTIN JORDAN'S CAREER STATISTICS

Season	gp-gs	min/avg	Total		3-Point		F-Throws		Rebounds				Scoring							
			fg-fga	pct	fg-fga	pct	ft-fa	pct	off	def	tot	avg	pf	fo	ast	to	blk	stl	pts	avg
2016-17	6-0	35/5.8	3-8	.375	1-2	.500	2-2	1.000	0	5	5	0.8	2	0	1	2	0	3	9	1.5
2017-18	10-0	70/7.0	4-6	.667	0-0	.000	3-4	.750	0	7	7	0.7	7	0	6	3	0	5	11	1.1
TOTAL	16-0	105/6.6	7-14	.500	1-2	.500	5-6	.833	0	12	12	0.8	9	0	7	5	0	8	20	1.3



2017-18 UNCG MEN'S BASKETBALL



Kyrin Galloway's Notebook

Scored a career-high 12 points off the bench against N.C. Wesleyan, hitting 6-of-8 from the field ... Scored 11 points off the bench against Longwood, hitting 4-of-6 from the field and grabbing five rebounds ... Grabbed a career-high 11 rebounds off the bench against UNCW ... Got his first start of the year against Southeastern ... Scored seven points on 3-of-3 shooting from the field and 1-of-1 from the free throw line against Wofford ... Scored 10 points in 23 minutes off the bench against ETSU, hitting 4-of-7 from the field and 2-of-4 from 3-point land ... Scored eight points, grabbed six rebounds and posted three assists at Samford ... Scored a career-high 14 points, hitting 6-of-6 from the field and 2-of-2 from 3-point land at Chattanooga.

#14

KYRIN GALLOWAY

SOPHOMORE

SEASON HIGHS

Points14 at Chattanooga (1/29/18)
Rebounds11 vs. UNCW (12/13/17)
Assists3 at Samford (1/27/18)
Steals 2, three times
Blocks2 vs. Furman (1/24/18)
FG Made6, two times
FG Att 8 vs. N.C. Wesleyan (11/15/17)
3FG Made2, two times
3FG Att 4 at ETSU (1/11/18)
FT Made4 at Samford (1/27/18)
FT Att7 vs. Longwood (11/21/17)

CAREER HIGHS

Points14 at Chattanooga (1/29/18)
Rebounds11 vs. UNCW (12/13/17)
Assists3 at Samford (1/27/18)
Steals 2, four times
Blocks 4 at Chattanooga (2/2/17)
FG Made6, two times
FG Att 8 vs. N.C. Wesleyan (11/15/17)
3FG Made2, two times
3FG Att 4 at ETSU (1/11/18)
FT Made4, two times
FT Att7 vs. Longwood (11/21/17)

Opponent	Date	gs	min	Total		3-Pointers		Free throws		Rebounds				pf	a	t/o	blk	stl	pts	avg
				fg-fga	pct	3fg-fga	pct	ft-fa	pct	off	def	tot	avg							
at Virginia	11/10/17	21	2-3	.667	1-2	.500	2-2	1.000	0	3	3	3.0	2	0	0	0	0	7	7.0	
N.C. WESLEYAN	11/15/17	20	6-8	.750	0-0	.000	0-0	.000	3	1	4	3.5	0	0	1	1	2	12	9.5	
FERRUM COLLEGE	11/17/17	15	1-1	1.000	1-1	1.000	0-0	.000	2	5	7	4.7	2	1	1	0	1	3	7.3	
DELAWARE	11/20/17	18	1-2	.500	0-1	.000	0-0	.000	1	4	5	4.8	3	2	3	0	0	2	6.0	
LONGWOOD	11/21/17	19	4-6	.667	0-2	.000	3-7	.429	3	2	5	4.8	3	0	1	0	0	11	7.0	
at Wake Forest	11/24/17	16	2-3	.667	0-1	.000	0-2	.000	1	1	2	4.3	3	0	1	0	2	4	6.5	
at Presbyterian	11/28/17	20	3-4	.750	2-2	1.000	0-1	.000	0	4	4	4.3	2	0	1	0	0	8	6.7	
at Liberty	12/02/17	24	3-3	1.000	0-0	.000	0-0	.000	2	2	4	4.3	2	0	0	1	0	6	6.6	
ELON	12/07/17	25	1-3	.333	0-1	.000	0-0	.000	1	6	7	4.6	2	0	0	0	0	2	6.1	
UNCW	12/13/17	23	1-5	.200	0-1	.000	1-2	.500	3	8	11	5.2	1	0	0	1	2	3	5.8	
at NC State	12/16/17	21	2-4	.500	0-1	.000	0-0	.000	1	5	6	5.3	1	0	0	0	0	4	5.6	
UNC ASHEVILLE	12/19/17	12	1-3	.333	0-1	.000	0-0	.000	1	2	3	5.1	2	0	1	0	0	2	5.3	
SOUTHEASTERN	12/21/17	* 14	2-2	1.000	0-0	.000	3-4	.750	2	0	2	4.8	5	0	1	0	0	7	5.5	
WOFFORD	12/30/17	14	3-3	1.000	0-0	.000	1-1	1.000	1	0	1	4.6	2	1	0	0	0	7	5.6	
at VMI	01/06/18	14	2-4	.500	0-0	.000	0-0	.000	1	3	4	4.5	0	0	2	0	0	4	5.5	
at ETSU	01/11/18	23	4-7	.571	2-4	.500	0-0	.000	1	2	3	4.4	0	1	0	0	0	10	5.8	
at Western Carolina	01/13/18	20	3-4	.750	1-2	.500	0-0	.000	0	4	4	4.4	2	0	1	1	0	7	5.8	
THE CITADEL	01/18/18	22	1-6	.167	0-2	.000	2-3	.667	2	5	7	4.6	2	0	2	1	0	4	5.7	
MERCER	01/20/18	18	0-1	.000	0-1	.000	1-2	.500	2	1	3	4.5	2	0	0	0	0	1	5.5	
FURMAN	01/24/18	15	2-4	.500	0-0	.000	1-2	.500	0	1	1	4.3	1	0	1	2	0	5	5.5	
at Samford	01/27/18	23	2-3	.667	0-0	.000	4-4	1.000	2	4	6	4.4	0	3	0	0	0	8	5.6	
at Chattanooga	01/29/18	32	6-6	1.000	2-2	1.000	0-0	.000	1	3	4	4.4	5	0	0	0	1	14	6.0	
Totals		1	429	52-85	.612	9-24	.375	18-30	.600	30	66	96	4.4	42	8	16	7	8	131	6.0

Games played: 22
 Minutes/game: 19.5
 Points/game: 6.0
 FG Pct: 61.2
 3FG Pct: 37.5
 FT Pct: 60.0

Rebounds/game: 4.4
 Assists/game: 0.4
 Turnovers/game: 0.7
 Assist/turnover ratio: 0.5
 Steals/game: 0.4
 Blocks/game: 0.3

KYRIN GALLOWAY'S CAREER STATISTICS

Season	gp-gs	min/avg	Total		3-Point		F-Throws		Rebounds				Scoring							
			fg-fga	pct	fg-fga	pct	ft-fa	pct	off	def	tot	avg	pf	fo	ast	to	blk	stl	pts	avg
2016-17	29-1	240/8.3	26-40	.650	0-1	.000	13-15	.867	23	41	64	2.2	27	0	7	6	15	6	65	2.2
2017-18	22-1	429/19.5	52-85	.612	9-24	.375	18-30	.600	30	66	96	4.4	42	2	8	16	7	8	131	6.0
TOTAL	51-2	669/13.1	78-125	.624	9-25	.360	31-45	.689	53	107	160	3.1	69	2	15	22	22	14	196	3.8



2017-18 UNCG MEN'S BASKETBALL



Garrett Collins' Notebook

Scored three points and grabbed two rebounds against Ferrum ... Scored six points on 2-of-3 shooting from deep off the bench against N.C. State ... Scored a career-high 12 points in 15 minutes off the bench against Wofford, hitting 4-of-8 from 3-point land.

#15

GARRETT COLLINS

SENIOR

SEASON HIGHS

Points12 vs. Wofford (12/30/17)
Rebounds 5 vs. Wofford (12/30/17)
Assists 1, three times
Steals 1, four times
Blocks1, two times
FG Made 4 vs. Wofford (12/30/17)
FG Att 8 vs. Wofford (12/30/17)
3FG Made 4 vs. Wofford (12/30/17)
3FG Att 8 vs. Wofford (12/30/17)
FT Made.....2, two times
FT Att.....2, two times

CAREER HIGHS

Points12 vs. Wofford (12/30/17)
Rebounds5, two times
Assists2, two times
Steals 1, three times
Blocks 1, six times
FG Made 4 vs. Wofford (12/30/17)
FG Att 8 vs. Wofford (12/30/17)
3FG Made 4 vs. Wofford (12/30/17)
3FG Att 8 vs. Wofford (12/30/17)
FT Made.....2, six times
FT Att.....2, six times

Opponent	Date	gs	min	Total		3-Pointers		Free throws		Rebounds				pf	a	t/o	blk	stl	pts	avg
				fg-fga	pct	3fg-fga	pct	ft-fa	pct	off	def	tot	avg							
at Virginia	11/10/17	0	0-1	.000	0-1	.000	0-0	.000	0	0	0	0.0	0	0	0	0	0	0	0.0	
N.C. WESLEYAN	11/15/17	3	0-1	.000	0-1	.000	2-2	1.000	0	0	0	0.0	1	0	0	0	0	2	1.0	
FERRUM COLLEGE	11/17/17	10	1-2	.500	1-2	.500	0-0	.000	0	2	2	0.7	0	1	0	0	1	3	1.7	
DELAWARE	11/20/17	dnp	-	-	-	-	-	-	-	-	-	-	-	-	-	-	-	-	-	
LONGWOOD	11/21/17	2	2-3	.667	1-2	.500	0-0	.000	1	1	2	1.0	1	0	0	1	0	5	2.5	
at Wake Forest	11/24/17	0	0-0	.000	0-0	.000	0-0	.000	0	0	0	0.8	0	0	0	0	0	0	2.0	
at Presbyterian	11/28/17	dnp	-	-	-	-	-	-	-	-	-	-	-	-	-	-	-	-	-	
at Liberty	12/02/17	3	0-1	.000	0-1	.000	0-0	.000	0	0	0	0.7	0	0	0	0	0	0	1.7	
ELON	12/07/17	6	0-0	.000	0-0	.000	0-0	.000	0	1	1	0.7	1	0	0	0	0	0	1.4	
UNCW	12/13/17	6	0-2	.000	0-2	.000	2-2	1.000	0	1	1	0.8	0	0	0	0	0	2	1.5	
at NC State	12/16/17	7	2-3	.667	2-3	.667	0-0	.000	0	0	0	0.7	0	0	0	0	1	6	2.0	
UNC ASHEVILLE	12/19/17	8	0-2	.000	0-2	.000	0-0	.000	2	0	2	0.8	2	0	0	0	0	0	1.8	
SOUTHEASTERN	12/21/17	16	0-2	.000	0-2	.000	0-0	.000	0	1	1	0.8	1	1	1	1	0	1	0.6	
WOFFORD	12/30/17	15	4-8	.500	4-8	.500	0-1	.000	1	4	5	1.2	1	0	1	0	0	12	2.5	
at VMI	01/06/18	6	1-1	1.000	1-1	1.000	0-0	.000	0	1	1	1.2	0	0	0	0	0	3	2.5	
at ETSU	01/11/18	11	0-2	.000	0-2	.000	0-0	.000	1	0	1	1.1	1	0	0	1	0	0	2.4	
at Western Carolina	01/13/18	3	1-2	.500	0-1	.000	0-0	.000	1	0	1	1.1	1	0	0	0	0	2	2.3	
THE CITADEL	01/18/18	8	2-2	1.000	1-1	1.000	0-0	.000	0	1	1	1.1	0	0	1	0	0	5	2.5	
MERCER	01/20/18	4	0-1	.000	0-1	.000	0-0	.000	1	0	1	1.1	0	0	0	0	0	0	2.4	
FURMAN	01/24/18	4	0-0	.000	0-0	.000	0-0	.000	0	0	0	1.1	1	0	1	0	0	0	2.2	
at Samford	01/27/18	5	1-2	.500	1-2	.500	0-0	.000	0	0	0	1.0	0	0	0	0	0	3	2.3	
at Chattahoochee	01/29/18	22	2-5	.400	2-5	.400	0-0	.000	0	3	3	1.1	0	1	1	0	1	6	2.5	
Totals		0	139	16-40	.400	13-37	.351	4-5	.800	7	15	22	1.1	10	3	5	2	4	49	2.5

Games played: 20
 Minutes/game: 7.0
 Points/game: 2.5
 FG Pct: 40.0
 3FG Pct: 35.1
 FT Pct: 80.0

Rebounds/game: 1.1
 Assists/game: 0.2
 Turnovers/game: 0.3
 Assist/turnover ratio: 0.6
 Steals/game: 0.2
 Blocks/game: 0.1

GARRETT COLLINS' CAREER STATISTICS

Season	gp-gs	min/avg	Total		3-Point		F-Throws		Rebounds				Scoring							
			fg-fga	pct	fg-fga	pct	ft-fa	pct	off	def	tot	avg	pf	fo	ast	to	blk	stl	pts	avg
2014-15	9-0	28/3.1	5-7	.714	5-6	.833	0-0	.000	0	1	1	0.1	2	0	3	0	0	1	15	1.7
2015-16	16-0	89/5.6	7-16	.438	7-14	.500	6-6	1.000	4	14	18	1.1	5	0	2	2	3	1	27	1.7
2016-17	15-0	63/4.2	8-22	.364	6-19	.316	2-2	1.000	0	4	4	0.3	6	0	1	2	1	3	24	1.6
2017-18	20-0	139/7.0	16-40	.400	13-37	.351	4-5	.800	7	15	22	1.1	10	0	3	5	2	4	49	2.5
TOTAL	60-0	319/5.3	36-85	.424	31-76	.408	12-13	.923	11	34	45	0.8	23	0	9	9	6	9	115	1.9



2017-18 UNCG MEN'S BASKETBALL



James Dickey's Notebook

Scored six points, grabbed eight rebounds and blocked two shots against Virginia Scored 14 points and grabbed seven rebounds against North Carolina Wesleyan, hitting 6-of-8 from the field ... Grabbed nine rebounds and scored eight points against Ferrum ... Grabbed 11 rebounds and posted a career-high five shots against Longwood ... Scored a career-high 18 points and grabbed 13 rebounds against Presbyterian for his first double-double of the year ... Grabbed 14 rebounds at Liberty while blocking three shots ... Scored nine points and grabbed eight rebounds against Elon, hitting 4-of-5 from the field ... Grabbe 10 rebounds, blocked five shots and posted three steals against UNCW ... Missed the game against Southeastern due to illness ... Scored 11 points and grabbed seven rebounds against Wofford while blocking three shots ... Scored 14 points and grabbed nine rebounds against VMI, hitting 6-of-7 from the free throw line ... Posted 10 points and eight rebounds against The Citadel, hitting 4-of-5 from the field ... Scored 12 points and grabbed nine rebounds against Furman, hitting 5-of-6 from the field ... Scored 10 points, all in the second half at Samford.

#21

JAMES DICKEY

SOPHOMORE

SEASON HIGHS

Points 18 at Presbyterian (11/28/17)
Rebounds 14 at Liberty (12/2/17)
Assists 3 at Wake Forest (11/24/17)
Steals 3, three times
Blocks 5, two times
FG Made 9 at Presbyterian (11/28/17)
FG Att 11 at Presbyterian (11/28/17)
3FG Made n/a
3FG Att n/a
FT Made 6 at VMI (1/6/18)
FT Att 8, two times

CAREER HIGHS

Points 18 at Presbyterian (11/28/17)
Rebounds 19 vs. The Citadel (3/4/17)
Assists 4 at Samford (2/4/17)
Steals 3, four times
Blocks 5, two times
FG Made 9 at Presbyterian (11/28/17)
FG Att 11 at Presbyterian (11/28/17)
3FG Made n/a
3FG Att 1 at ETSU (1/12/17)
FT Made 6 at VMI (1/6/18)
FT Att 8, two times

Opponent	Date	gs	min	Total		3-Pointers		Free throws		Rebounds				pf	a	t/o	blk	stl	pts	avg	
				fg-fga	pct	3fg-fga	pct	ft-fa	pct	off	def	tot	avg								
at Virginia	11/10/17	*	29	3-5	.600	0-0	.000	0-0	.000	4	4	8	8.0	4	0	1	2	0	6	6.0	
N.C. WESLEYAN	11/15/17	*	24	6-8	.750	0-0	.000	2-2	1.000	2	5	7	7.5	3	2	1	3	1	14	10.0	
FERRUM COLLEGE	11/17/17	*	22	3-9	.333	0-0	.000	2-4	.500	7	2	9	8.0	0	1	4	3	2	8	9.3	
DELAWARE	11/20/17	*	35	5-8	.625	0-0	.000	2-2	1.000	1	7	8	8.0	1	1	1	4	3	12	10.0	
LONGWOOD	11/21/17	*	28	1-5	.200	0-0	.000	0-0	.000	4	7	11	8.6	1	1	5	5	1	2	8.4	
at Wake Forest	11/24/17	*	31	1-7	.143	0-0	.000	3-8	.375	5	3	8	8.5	4	3	2	0	3	5	7.8	
at Presbyterian	11/28/17	*	34	9-11	.818	0-0	.000	0-2	.000	5	8	13	9.1	3	2	2	0	0	18	9.3	
at Liberty	12/02/17	*	42	1-6	.167	0-0	.000	4-8	.500	6	8	14	9.8	4	0	1	3	0	6	8.9	
ELON	12/07/17	*	25	4-5	.800	0-0	.000	1-2	.500	1	7	8	9.6	2	0	2	0	0	9	8.9	
UNCW	12/13/17	*	25	2-5	.400	0-0	.000	1-2	.500	3	7	10	9.6	2	2	7	5	3	5	8.5	
at NC State	12/16/17	*	20	1-3	.333	0-0	.000	0-0	.000	1	2	3	9.0	5	1	1	1	1	2	7.9	
UNC ASHEVILLE	12/19/17	*	28	3-3	1.000	0-0	.000	4-6	.667	1	4	5	8.7	2	1	3	0	0	10	8.1	
SOUTHEASTERN	12/21/17		dnp	-	-	-	-	-	-	-	-	-	-	-	-	-	-	-	-	-	
WOFFORD	12/30/17	*	31	5-9	.556	0-0	.000	1-2	.500	4	3	7	8.5	1	0	1	3	1	11	8.3	
at VMI	01/06/18	*	30	4-11	.364	0-0	.000	6-7	.857	5	4	9	8.6	2	1	2	2	2	14	8.7	
at ETSU	01/11/18	*	17	2-10	.200	0-0	.000	1-4	.250	5	1	6	8.4	5	0	0	0	0	5	8.5	
at Western Carolina	01/13/18	*	28	0-2	.000	0-0	.000	0-0	.000	4	4	8	8.4	2	1	3	2	1	0	7.9	
THE CITADEL	01/18/18	*	26	4-5	.800	0-0	.000	2-2	1.000	2	6	8	8.4	3	2	2	3	0	10	8.1	
MERCER	01/20/18	*	34	4-4	1.000	0-0	.000	1-2	.500	2	6	8	8.3	2	1	3	2	0	9	8.1	
FURMAN	01/24/18	*	31	5-6	.833	0-0	.000	2-4	.500	2	7	9	8.4	1	0	4	2	1	12	8.3	
at Samford	01/27/18	*	25	5-9	.556	0-0	.000	0-0	.000	1	3	4	8.2	2	0	3	2	0	10	8.4	
at Chattanooga	01/29/18	*	25	3-4	.750	0-0	.000	2-2	1.000	3	5	8	8.1	5	1	3	3	1	8	8.4	
Totals			21	590	71-135	.526	0-0	.000	34-59	.576	68	103	171	8.1	54	20	51	45	20	176	8.4

Games played: 21
 Minutes/game: 28.1
 Points/game: 8.4
 FG Pct: 52.6
 FT Pct: 57.6

Rebounds/game: 8.1
 Assists/game: 1.0
 Turnovers/game: 2.4
 Assist/turnover ratio: 0.4
 Steals/game: 1.0
 Blocks/game: 2.1

JAMES DICKEY'S CAREER STATISTICS

Season	gp-gs	min/avg	Total		3-Point		F-Throws		Rebounds				Scoring							
			fg-fga	pct	fg-fga	pct	ft-fa	pct	off	def	tot	avg	pf	fo	ast	to	blk	stl	pts	avg
2016-17	33-10	729/22.1	85-147	.578	0-1	.000	37-69	.536	87	149	236	7.2	74	1	34	47	43	14	207	6.3
2017-18	21-21	590/28.1	71-135	.526	0-0	.000	34-59	.576	68	103	171	8.1	54	3	20	51	45	20	176	8.4
TOTAL	54-31	1319/24.4	156-282	.553	0-1	.000	71-128	.555	155	252	407	7.5	128	4	54	98	88	34	383	7.1



2017-18 UNCG MEN'S BASKETBALL



Isaiah Miller's Notebook

Scored six points on 2-of-4 shooting from the field and the free throw line against N.C. Wesleyan ... Scored a career-high 19 points in 17 minutes against Ferrum, hitting 8-of-11 from the field .. Scored 13 points, grabbed six rebounds and posted five steals at Liberty ... Scored 12 points off the bench hitting 5-of-7 from the field in 19 minutes of play ... Scored 10 points on 4-of-8 shooting against UNCW ... Added eight points in 13 minutes against N.C. State, hitting 4-of-7 from the field ... Scored 12 points and grabbed seven rebounds against Southeastern ... scored seven points and grabbed five rebounds against ETSU ... Tallied 13 points and five rebounds in 16 minutes of action off the bench against The Citadel ... Scored eight points and grabbed four rebounds in 12 minutes off the bench against Furman ... Scored 10 points, grabbed four rebounds, dished out three assists and posted two steals at Samford ... Scored 17 points at Chattanooga, hitting 7-of-12 from the field and 3-of-5 from the free throw line.

#24

ISAIAH MILLER

FRESHMAN

SEASON HIGHS

Points19 vs. Ferrum (11/17/17)
Rebounds ...7 vs. Southeastern (12/21/17)
Assists 4 vs. Wofford (12/30/17)
Steals 5 at Liberty (12/2/17)
Blocksn/a
FG Made 8 vs. Ferrum (11/17/17)
FG Att 13 at Liberty (12/2/17)
3FG Made 1 at Liberty (12/2/17)
3FG Att2, two times
FT Made.....3, two times
FT Att..... 5 at Chattanooga (1/29/18)

CAREER HIGHS

Points19 vs. Ferrum (11/17/17)
Rebounds ...7 vs. Southeastern (12/21/17)
Assists 4 vs. Wofford (12/30/17)
Steals 5 at Liberty (12/2/17)
Blocksn/a
FG Made 8 vs. Ferrum (11/17/17)
FG Att 13 at Liberty (12/2/17)
3FG Made 1 at Liberty (12/2/17)
3FG Att2, two times
FT Made.....3, two times
FT Att..... 5 at Chattanooga (1/29/18)

2017-18 UNCG Men's Basketball UNCG Individual Game-by-Game (as of Jan 29, 2018) All games

#24 Isaiah Miller

Opponent	Date	gs	min	Total		3-Pointers		Free throws		Rebounds				pf	a	t/o	blk	stl	pts	avg
				fg-fga	pct	3fg-fga	pct	ft-fa	pct	off	def	tot	avg							
at Virginia	11/10/17	7		1-3	.333	0-0	.000	0-0	.000	0	0	0	0.0	3	0	0	0	1	2	2.0
N.C. WESLEYAN	11/15/17	15		2-4	.500	0-0	.000	2-4	.500	1	0	1	0.5	3	0	1	0	1	6	4.0
FERRUM COLLEGE	11/17/17	17		8-11	.727	0-2	.000	3-4	.750	0	3	3	1.3	0	3	4	0	4	19	9.0
DELAWARE	11/20/17	14		1-3	.333	0-0	.000	1-2	.500	0	1	1	1.3	0	0	0	0	1	3	7.5
LONGWOOD	11/21/17	16		3-8	.375	0-1	.000	0-0	.000	2	2	4	1.8	3	0	0	0	0	6	7.2
at Wake Forest	11/24/17	5		1-2	.500	0-1	.000	0-0	.000	0	1	1	1.7	0	1	0	0	0	2	6.3
at Presbyterian	11/28/17	15		2-3	.667	0-0	.000	0-0	.000	0	0	0	1.4	3	1	0	0	0	4	6.0
at Liberty	12/02/17	24		6-13	.462	1-2	.500	0-1	.000	1	5	6	2.0	5	2	3	0	5	13	6.9
ELON	12/07/17	19		5-7	.714	0-0	.000	2-2	1.000	0	1	1	1.9	0	2	0	0	1	12	7.4
UNCW	12/13/17	14		4-8	.500	0-1	.000	2-3	.667	0	0	0	1.7	2	0	0	0	2	10	7.7
at NC State	12/16/17	13		4-7	.571	0-0	.000	0-2	.000	1	0	1	1.6	2	0	0	0	1	8	7.7
UNC ASHEVILLE	12/19/17	14		2-5	.400	0-0	.000	0-2	.000	1	2	3	1.8	2	0	2	0	1	4	7.4
SOUTHEASTERN	12/21/17	22		5-10	.500	0-0	.000	2-3	.667	3	4	7	2.2	2	3	5	0	3	12	7.8
WOFFORD	12/30/17	14		1-2	.500	0-0	.000	0-0	.000	0	2	2	2.1	2	4	0	0	0	2	7.4
at VMI	01/06/18	9		2-3	.667	0-0	.000	0-0	.000	1	0	1	2.1	4	1	3	0	2	4	7.1
at ETSU	01/11/18	19		3-8	.375	0-0	.000	1-2	.500	3	2	5	2.3	3	1	0	0	1	7	7.1
at Western Carolina	01/13/18	13		1-3	.333	0-1	.000	0-0	.000	4	2	6	2.5	1	0	4	0	1	2	6.8
THE CITADEL	01/18/18	16		6-11	.545	0-0	.000	1-2	.500	4	1	5	2.6	1	0	0	0	2	13	7.2
MERCER	01/20/18	17		3-9	.333	0-1	.000	2-2	1.000	0	1	1	2.5	2	1	1	0	0	8	7.2
FURMAN	01/24/18	12		3-5	.600	0-0	.000	2-2	1.000	2	2	4	2.6	4	0	1	0	0	8	7.3
at Samford	01/27/18	17		4-5	.800	0-0	.000	2-2	1.000	1	3	4	2.7	4	3	2	0	2	10	7.4
at Chattanooga	01/29/18	26		7-12	.583	0-0	.000	3-5	.600	2	2	4	2.7	0	2	3	0	1	17	7.8
Totals		0	338	74-142	.521	1-9	.111	23-38	.605	26	34	60	2.7	46	24	29	0	29	172	7.8

Games played: 22
 Minutes/game: 15.4
 Points/game: 7.8
 FG Pct: 52.1
 3FG Pct: 11.1
 FT Pct: 60.5

Rebounds/game: 2.7
 Assists/game: 1.1
 Turnovers/game: 1.3
 Assist/turnover ratio: 0.8
 Steals/game: 1.3

ISAIAH MILLER'S CAREER STATISTICS

Season	gp-gs	min/avg	Total		3-Point		F-Throws		Rebounds				Scoring							
			fg-fga	pct	fg-fga	pct	ft-fa	pct	off	def	tot	avg	pf	fo	ast	to	blk	stl	pts	avg
2017-18	22-0	338/15.4	74-142	.521	1-9	.111	23-38	.605	26	34	60	2.7	46	1	24	29	0	29	172	7.8
TOTAL	22-0	338/15.4	74-142	.521	1-9	.111	23-38	.605	26	34	60	2.7	46	1	24	29	0	29	172	7.8



2017-18 UNCG MEN'S BASKETBALL



Lloyd Burgess' Notebook

Scored six points and grabbed four rebounds in 11 minutes off the bench against N.C. Wesleyan.

#25

LLOYD BURGESS

JUNIOR

SEASON HIGHS

Points 6 vs. N.C. Wesleyan (11/15/17)
Rebounds . 4 vs. N.C. Wesleyan (11/15/17)
Assists
Steals
Blocks
FG Made ... 2 vs. N.C. Wesleyan (11/15/17)
FG Att 2 vs. N.C. Wesleyan (11/15/17)
3FG Made
3FG Att.
FT Made.... 2 vs. N.C. Wesleyan (11/15/17)
FT Att...... 4 vs. N.C. Wesleyan (11/15/17)

CAREER HIGHS

Points 8 vs. The Citadel (2/25/16)
Rebounds 7 at WCU (1/11/16)
Assists 1 vs. Belmont Abbey (12/12/15)
Steals n/a
Blocks 2 vs. S. Wesleyan (12/14/16)
FG Made 3, two times
FG Att 5 at Wofford (1/2/16)
3FG Made n/a
3FG Att. n/a
FT Made..... 4 vs. The Citadel (2/25/16)
FT Att...... 6 vs. The Citadel (2/25/16)

2017-18 UNCG Men's Basketball UNCG Individual Game-by-Game (as of Jan 29, 2018) All games

#25 Lloyd Burgess

Opponent	Date	gs	min	Total		3-Pointers		Free throws		Rebounds				pf	a	t/o	blk	stl	pts	avg
				fg-fga	pct	3fg-fga	pct	ft-fa	pct	off	def	tot	avg							
at Virginia	11/10/17	dnp		-	-	-	-	-	-	-	-	-	-	-	-	-	-	-	-	-
N.C. WESLEYAN	11/15/17	11		2-2	1.000	0-0	.000	2-4	.500	2	2	4	4.0	1	0	1	0	0	6	6.0
FERRUM COLLEGE	11/17/17	10		1-1	1.000	0-0	.000	1-3	.333	2	1	3	3.5	3	0	2	0	0	3	4.5
DELAWARE	11/20/17	dnp		-	-	-	-	-	-	-	-	-	-	-	-	-	-	-	-	-
LONGWOOD	11/21/17	3		0-0	.000	0-0	.000	0-0	.000	0	1	1	2.7	1	0	0	0	0	0	3.0
at Wake Forest	11/24/17	dnp		-	-	-	-	-	-	-	-	-	-	-	-	-	-	-	-	-
at Presbyterian	11/28/17	dnp		-	-	-	-	-	-	-	-	-	-	-	-	-	-	-	-	-
at Liberty	12/02/17	dnp		-	-	-	-	-	-	-	-	-	-	-	-	-	-	-	-	-
ELON	12/07/17	4		0-0	.000	0-0	.000	0-0	.000	0	0	0	2.0	0	0	0	0	0	0	2.3
UNCW	12/13/17	dnp		-	-	-	-	-	-	-	-	-	-	-	-	-	-	-	-	-
at NC State	12/16/17	dnp		-	-	-	-	-	-	-	-	-	-	-	-	-	-	-	-	-
UNC ASHEVILLE	12/19/17	dnp		-	-	-	-	-	-	-	-	-	-	-	-	-	-	-	-	-
SOUTHEASTERN	12/21/17	5		0-0	.000	0-0	.000	0-0	.000	1	0	1	1.8	2	0	1	0	0	0	1.8
WOFFORD	12/30/17	dnp		-	-	-	-	-	-	-	-	-	-	-	-	-	-	-	-	-
at VMI	01/06/18	dnp		-	-	-	-	-	-	-	-	-	-	-	-	-	-	-	-	-
at ETSU	01/11/18	dnp		-	-	-	-	-	-	-	-	-	-	-	-	-	-	-	-	-
at Western Carolina	01/13/18	dnp		-	-	-	-	-	-	-	-	-	-	-	-	-	-	-	-	-
THE CITADEL	01/18/18	dnp		-	-	-	-	-	-	-	-	-	-	-	-	-	-	-	-	-
MERCER	01/20/18	dnp		-	-	-	-	-	-	-	-	-	-	-	-	-	-	-	-	-
FURMAN	01/24/18	dnp		-	-	-	-	-	-	-	-	-	-	-	-	-	-	-	-	-
at Samford	01/27/18	dnp		-	-	-	-	-	-	-	-	-	-	-	-	-	-	-	-	-
at Chattanooga	01/29/18	dnp		-	-	-	-	-	-	-	-	-	-	-	-	-	-	-	-	-
Totals		0	33	3-3	1.000	0-0	.000	3-7	.429	5	4	9	1.8	7	0	4	0	0	9	1.8

Games played: 5
 Minutes/game: 6.6
 Points/game: 1.8
 FG Pct: 100.0
 FT Pct: 42.9


Rebounds/game: 1.8
 Turnovers/game: 0.8

LLOYD BURGESS' CAREER STATISTICS

Season	gp-gs	min/avg	Total		3-Point		F-Throws		Rebounds				Scoring							
			fg-fga	pct	fg-fga	pct	ft-fa	pct	off	def	tot	avg	pf	fo	ast	to	blk	stl	pts	avg
2015-16	31-1	267/8.6	15-29	.517	0-0	.000	10-25	.400	25	41	66	2.1	58	0	5	9	9	3	40	1.3
2016-17	10-0	75/7.5	5-8	.625	0-0	.000	3-8	.375	8	6	14	1.4	10	0	3	8	2	1	13	1.3
2017-18	5-0	33/6.6	3-3	1.000	0-0	.000	3-7	.429	5	4	9	1.8	7	0	0	4	0	0	9	1.8
TOTAL	46-1	375/8.2	23-40	.575	0-0	.000	16-40	.400	38	51	89	1.9	75	0	8	21	11	4	62	1.3



2017-18 UNCG MEN'S BASKETBALL



Jordy Kuiper's Notebook

Scored five points and grabbed three rebounds against Virginia ... Scored 10 points and grabbed nine rebounds against N.C. Wesleyan, hitting 4-of-7 from the field including two 3-pointers ... Scored 11 points and grabbed six rebounds against Wake Forest, hitting three 3-pointers in the first half ... Scored seven points against Elon, hitting 3-of-6 from the field ... Grabbed eight rebounds and scored seven points against UNCW ... Scored a career-high 14 points in 32 minutes against N.C. State, hitting 4-of-5 from 3-point land ... Grabbed a season-high 11 rebounds against Southeastern ... Scored nine points and grabbed five rebounds against ETSU ... Scored a career-high 16 points at Samford, connecting on 4-of-5 from 3-point land and grabbed seven rebounds.

#32

JORDY KUIPER

SENIOR

SEASON HIGHS

Points 16 at Samford (1/27/18)
Rebounds .11 vs. Southeastern (12/21/17)
Assists 4 at VMI (1/6/18)
Steals 2, two times
Blocks 1, five times
FG Made 5 at N.C. State (12/16/17)
FG Att 9, three times
3FG Made 4 at N.C. State (12/16/17)
3FG Att 7 at Liberty (12/2/17)
FT Made 2, three times
FT Att 3 at Liberty (12/2/17)

CAREER HIGHS

Points 16 at Samford (1/27/18)
Rebounds 12 vs. The Citadel (1/21/17)
Assists 5 at Indiana (11/28/14)
Steals 2, seven times
Blocks 1, 12 times
FG Made 6 vs. Samford (12/31/16)
FG Attempts 9, three times
3FG Made 4 at N.C. State (12/16/17)
3FG Att 7 at Liberty (12/2/17)
FT Made 3, three times
FT Att 4, three times

Opponent	Date	gs	min	Total		3-Pointers		Free throws		Rebounds				pf	a	t/o	blk	stl	pts	avg	
				fg-fga	pct	3fg-fga	pct	ft-fa	pct	off	def	tot	avg								
at Virginia	11/10/17	*	29	1-4	.250	1-3	.333	2-2	1.000	1	2	3	3.0	3	1	4	0	2	5	5.0	
N.C. WESLEYAN	11/15/17	*	19	4-7	.571	2-3	.667	0-0	.000	2	7	9	6.0	1	1	1	1	0	10	7.5	
FERRUM COLLEGE	11/17/17	*	19	1-5	.200	0-0	.000	0-0	.000	2	4	6	6.0	2	1	2	0	0	2	5.7	
DELAWARE	11/20/17	*	19	0-3	.000	0-2	.000	0-0	.000	1	1	2	5.0	4	0	1	1	0	0	4.3	
LONGWOOD	11/21/17	*	28	3-7	.429	3-6	.500	0-0	.000	1	7	8	5.6	1	1	0	1	0	9	5.2	
at Wake Forest	11/24/17	*	32	4-8	.500	3-6	.500	0-0	.000	2	4	6	5.7	2	3	2	0	1	11	6.2	
at Presbyterian	11/28/17	*	17	1-5	.200	0-1	.000	1-1	1.000	1	1	2	5.1	2	1	2	0	0	3	5.7	
at Liberty	12/02/17	*	42	1-9	.111	1-7	.143	2-3	.667	3	2	5	5.1	4	1	1	0	0	5	5.6	
ELON	12/07/17	*	20	3-6	.500	1-2	.500	0-0	.000	1	2	3	4.9	2	0	1	0	1	7	5.8	
UNCW	12/13/17	*	26	3-9	.333	1-6	.167	0-2	.000	3	5	8	5.2	4	1	0	1	1	7	5.9	
at NC State	12/16/17	*	32	5-9	.556	4-5	.800	0-0	.000	1	3	4	5.1	1	2	1	0	0	14	6.6	
UNC ASHEVILLE	12/19/17	*	33	3-7	.429	1-3	.333	2-3	.667	4	3	7	5.3	3	1	1	0	1	9	6.8	
SOUTHEASTERN	12/21/17	*	31	2-8	.250	0-1	.000	2-2	1.000	3	8	11	5.7	1	2	2	0	0	6	6.8	
WOFFORD	12/30/17	*	20	0-4	.000	0-4	.000	0-0	.000	1	1	2	5.4	4	1	1	0	0	0	6.3	
at VMI	01/06/18	*	31	0-2	.000	0-2	.000	0-0	.000	2	4	6	5.5	2	4	0	0	0	0	5.9	
at ETSU	01/11/18	*	28	4-6	.667	1-2	.500	0-0	.000	1	4	5	5.4	3	1	1	1	0	9	6.1	
at Western Carolina	01/13/18	*	29	4-8	.500	1-4	.250	0-0	.000	1	3	4	5.4	3	2	1	0	0	9	6.2	
THE CITADEL	01/18/18	*	25	2-6	.333	1-4	.250	1-2	.500	2	1	3	5.2	4	0	1	1	0	6	6.2	
MERCER	01/20/18	*	33	3-7	.429	0-3	.000	2-4	.500	0	4	4	5.2	3	1	1	0	2	8	6.3	
FURMAN	01/24/18	*	30	1-5	.200	0-2	.000	3-4	.750	1	3	4	5.1	3	2	0	0	1	5	6.3	
at Samford	01/27/18	*	27	6-11	.545	4-5	.800	0-0	.000	3	4	7	5.2	3	0	5	0	1	16	6.7	
at Chattanooga	01/29/18	*	15	2-6	.333	0-2	.000	0-0	.000	1	1	2	5.0	5	0	1	0	0	4	6.6	
Totals			22	585	53-142	.373	24-73	.329	15-23	.652	37	74	111	5.0	60	26	30	5	11	145	6.6

Games played: 22
 Minutes/game: 26.6
 Points/game: 6.6
 FG Pct: 37.3
 3FG Pct: 32.9
 FT Pct: 65.2


Rebounds/game: 5.0
 Assists/game: 1.2
 Turnovers/game: 1.4
 Assist/turnover ratio: 0.9
 Steals/game: 0.5
 Blocks/game: 0.2

JORDY KUIPER'S CAREER STATISTICS

Season	gp-gs	min/avg	Total		3-Point		F-Throws		Rebounds				Scoring							
			fg-fga	pct	fg-fga	pct	ft-fa	pct	off	def	tot	avg	pf	fo	ast	to	blk	stl	pts	avg
2013-14	24-0	106/4.4	1-9	.111	0-0	.000	1-5	.200	6	18	24	1.0	19	0	0	9	0	0	3	0.1
2014-15	24-3	339/14.1	32-55	.582	0-0	.000	15-21	.714	30	33	63	2.6	59	0	9	13	4	9	79	3.3
2015-16	8-1	99/12.4	10-20	.500	0-2	.000	2-3	.667	9	11	20	2.5	16	0	3	5	0	4	22	2.8
2016-17	35-24	698/19.9	78-147	.531	14-46	.304	16-26	.615	63	91	154	4.4	70	1	26	35	3	10	186	5.3
2017-18	22-22	585/26.6	53-142	.373	24-73	.329	15-23	.652	37	74	111	5.0	60	1	26	30	5	11	145	6.6
TOTAL	113-50	1827/16.2	174-373	.466	38-121	.314	49-78	.628	145	227	372	3.3	224	2	64	92	12	34	435	3.8



Kaleb Hunter's Notebook



#44

KALEB HUNTER

FRESHMAN

SEASON HIGHS

Points

Rebounds

Assists

Steals

Blocks

FG Made

FG Att

3FG Made

3FG Att

FT Made

FT Att

CAREER HIGHS

Points

Rebounds

Assists

Steals

Blocks

FG Made

FG Att

3FG Made

3FG Att

FT Made

FT Att



2017-18 UNCG Men's BASKETBALL



2017-18 UNCG Men's Basketball UNCG Combined Team Statistics (as of Jan 29, 2018) All games

RECORD:	OVERALL	HOME	AWAY	NEUTRAL
ALL GAMES	16-6	11-1	5-5	0-0
CONFERENCE	7-2	4-0	3-2	0-0
NON-CONFERENCE	9-4	7-1	2-3	0-0

#	Player	gp-gs	min	avg	Total		3-Point		F-Throw		Rebounds			pf	dq	a	to	blk	stl	pts	avg			
					fg-fga	fg%	3fg-fga	3fg%	ft-fga	ft%	off	def	tot									avg		
10	Francis Alonso	22-22	655	29.8	122-274	.445	81-180	.450	62-71	.873	7	46	53	2.4	56	1	67	62	1	25	387	17.6		
01	Marvin Smith	22-22	584	26.5	84-224	.375	46-140	.329	58-78	.744	39	84	123	5.6	55	2	19	29	9	23	272	12.4		
21	James Dickey	21-21	590	28.1	71-135	.526	0-0	.000	34-59	.576	68	103	171	8.1	54	3	20	51	45	20	176	8.4		
24	Isaiah Miller	22-0	338	15.4	74-142	.521	1-9	.111	23-38	.605	26	34	60	2.7	46	1	24	29	0	29	172	7.8		
32	Jordy Kuiper	22-22	585	26.6	53-142	.373	24-73	.329	15-23	.652	37	74	111	5.0	60	1	26	30	5	11	145	6.6		
11	Demetrius Troy	22-22	561	25.5	49-135	.363	26-83	.313	15-24	.625	2	35	37	1.7	23	0	91	48	0	29	139	6.3		
14	Kyrin Galloway	22-1	429	19.5	52-85	.612	9-24	.375	18-30	.600	30	66	96	4.4	42	2	8	16	7	8	131	6.0		
02	Malik Massey	20-0	340	17.0	30-78	.385	12-39	.308	15-21	.714	1	21	22	1.1	29	2	28	22	0	15	87	4.4		
15	Garrett Collins	20-0	139	7.0	16-40	.400	13-37	.351	4-5	.800	7	15	22	1.1	10	0	3	5	2	4	49	2.5		
00	Kyilia Sykes	22-0	226	10.3	18-32	.563	5-15	.333	5-8	.625	14	13	27	1.2	34	1	14	13	5	15	46	2.1		
25	Lloyd Burgess	5-0	33	6.6	3-3	1.000	0-0	.000	3-7	.429	5	4	9	1.8	7	0	0	4	0	0	9	1.8		
13	Justin Jordan	10-0	70	7.0	4-6	.667	0-0	.000	3-4	.750	0	7	7	0.7	7	0	6	3	0	5	11	1.1		
Team											29	40	69											
Total.....		22	4550		576-1296	.444	217-600	.362	255-368	.693	265	542	807	36.7	423	13	306	320	74	184	1624	73.8		
Opponents.....		22	4547		460-1103	.417	138-433	.319	346-479	.722	163	508	671	30.5	372	-	220	348	48	160	1404	63.8		

TEAM STATISTICS	UNCG	OPP	Date	Opponent	Score	Att.
SCORING	1624	1404	11/10/17	at Virginia	L 48-60	13855
Points per game	73.8	63.8	11/15/17	N.C. WESLEYAN	W 82-48	1833
Scoring margin	+10.0	-	11/17/17	FERRUM COLLEGE	W 95-43	1767
FIELD GOALS-ATT	576-1296	460-1103	11/20/17	DELAWARE	W 79-66	2249
Field goal pct	.444	.417	11/21/17	LONGWOOD	W 71-40	1635
3 POINT FG-ATT	217-600	138-433	11/24/17	at Wake Forest	L 75-81	6810
3-point FG pct	.362	.319	11/28/17	at Presbyterian	L 72-74	230
3-pt FG made per game	9.9	6.3	12/02/17	at Liberty	Wo3 76-75	2294
FREE THROWS-ATT	255-368	346-479	12/07/17	ELON	W 75-44	2446
Free throw pct	.693	.722	12/13/17	UNCW	W 71-58	2307
F-Throws made per game	11.6	15.7	12/16/17	at NC State	W 81-76	13957
REBOUNDS	807	671	12/19/17	UNC ASHEVILLE	L 60-67	2172
Rebounds per game	36.7	30.5	12/21/17	SOUTHEASTERN	W 85-67	1335
Rebounding margin	+6.2	-	* 12/30/17	WOFFORD	W 71-67	2420
ASSISTS	306	220	* 01/06/18	at VMI	W 63-61	571
Assists per game	13.9	10.0	* 01/11/18	at ETSU	L 58-68	5038
TURNOVERS	320	348	* 01/13/18	at Western Carolina	W 66-55	1237
Turnovers per game	14.5	15.8	* 01/18/18	THE CITADEL	W 72-58	3135
Turnover margin	+1.3	-	* 01/20/18	MERCER	Wot 70-66	2874
Assist/turnover ratio	1.0	0.6	* 01/24/18	FURMAN	W 71-61	2604
STEALS	184	160	* 01/27/18	at Samford	W 98-82	1629
Steals per game	8.4	7.3	* 01/29/18	at Chattanooga	Lo2 85-87	2503
BLOCKS	74	48	* = Conference game			
Blocks per game	3.4	2.2				
ATTENDANCE	26777	48124				
Home games-Avg/Game	12-2231	10-4812				
Neutral site-Avg/Game	-	0-0				

Score by Periods	1st	2nd	OT	OT2	OT3	Totals
UNCG	770	793	33	22	6	1624
Opponents	666	680	29	24	5	1404



2017-18 UNCG MEN'S BASKETBALL



2017-18 UNCG Men's Basketball UNCG Combined Team Statistics (as of Jan 29, 2018) Conference games only

RECORD:	OVERALL	HOME	AWAY	NEUTRAL
ALL GAMES	7-2	4-0	3-2	0-0
CONFERENCE	7-2	4-0	3-2	0-0
NON-CONFERENCE	0-0	0-0	0-0	0-0

#	Player	gp-gs	min	avg	Total		3-Point		F-Throw		Rebounds				pf	dq	a	to	blk	stl	pts	avg
					fg-fga	fg%	3fg-fga	3fg%	ft-fga	ft%	off	def	tot	avg								
10	Francis Alonso	9-9	283	31.4	48-109	.440	33-74	.446	27-31	.871	3	24	27	3.0	25	1	26	22	0	8	156	17.3
01	Marvin Smith	9-9	263	29.2	34-101	.337	19-61	.311	35-52	.673	19	43	62	6.9	23	1	8	12	5	11	122	13.6
21	James Dickey	9-9	247	27.4	32-60	.533	0-0	.000	15-23	.652	28	39	67	7.4	23	2	6	21	19	6	79	8.8
24	Isaiah Miller	9-0	143	15.9	30-58	.517	0-2	.000	11-15	.733	17	15	32	3.6	21	0	12	14	0	9	71	7.9
14	Kyrin Galloway	9-0	181	20.1	23-38	.605	5-11	.455	9-12	.750	10	23	33	3.7	14	1	5	6	4	1	60	6.7
32	Jordy Kuiper	9-9	238	26.4	22-55	.400	7-28	.250	6-10	.600	12	25	37	4.1	30	1	11	11	2	4	57	6.3
11	Demetrius Troy	9-9	248	27.6	16-43	.372	8-24	.333	8-8	1.000	2	16	18	2.0	10	0	48	18	0	10	48	5.3
15	Garrett Collins	9-0	78	8.7	11-23	.478	9-21	.429	0-1	.000	4	9	13	1.4	4	0	1	4	1	1	31	3.4
02	Malik Massey	7-0	106	15.1	9-28	.321	3-13	.231	0-1	.000	0	5	5	0.7	9	0	5	9	0	5	21	3.0
13	Justin Jordan	3-0	19	6.3	1-3	.333	0-0	.000	3-4	.750	0	0	0	0.0	3	0	1	0	0	0	5	1.7
00	Kylia Sykes	9-0	69	7.7	2-4	.500	0-2	.000	0-0	.000	2	2	4	0.4	12	0	2	3	3	3	4	0.4
Team											14	18	32				5					
Total.....		9	1875		228-522	.437	84-236	.356	114-157	.726	111	219	330	36.7	174	6	125	125	34	58	654	72.7
Opponents.....		9	1875		195-460	.424	69-185	.373	146-204	.716	74	199	273	30.3	150	-	96	125	27	62	605	67.2

TEAM STATISTICS	UNCG	OPP	Date	Opponent	Score	Att.
SCORING	654	605	* 12/30/17	WOFFORD	w 71-67	2420
Points per game	72.7	67.2	* 01/06/18	at VMI	w 63-61	571
Scoring margin	+5.4	-	* 01/11/18	at ETSU	L 58-68	5038
FIELD GOALS-ATT	228-522	195-460	* 01/13/18	at Western Carolina	w 66-55	1237
Field goal pct	.437	.424	* 01/18/18	THE CITADEL	w 72-58	3135
3 POINT FG-ATT	84-236	69-185	* 01/20/18	MERCER	Wot 70-66	2874
3-point FG pct	.356	.373	* 01/24/18	FURMAN	w 71-61	2604
3-pt FG made per game	9.3	7.7	* 01/27/18	at Samford	w 98-82	1629
FREE THROWS-ATT	114-157	146-204	* 01/29/18	at Chattanooga	Lo2 85-87	2503
Free throw pct	.726	.716	* = Conference game			
F-Throws made per game	12.7	16.2				
REBOUNDS	330	273				
Rebounds per game	36.7	30.3				
Rebounding margin	+6.3	-				
ASSISTS	125	96				
Assists per game	13.9	10.7				
TURNOVERS	125	125				
Turnovers per game	13.9	13.9				
Turnover margin	+0.0	-				
Assist/turnover ratio	1.0	0.8				
STEALS	58	62				
Steals per game	6.4	6.9				
BLOCKS	34	27				
Blocks per game	3.8	3.0				
ATTENDANCE	11033	10978				
Home games-Avg/Game	4-2758	5-2196				
Neutral site-Avg/Game	-	0-0				

Score by Periods	1st	2nd	OT	OT2	Totals
UNCG	311	306	27	10	654
Opponents	273	297	23	12	605



2017-18 UNCG Men's BASKETBALL



2017-18 UNCG Men's Basketball UNCG Team Game-by-Game (as of Jan 29, 2018) All games

TEAM STATISTICS

Opponent	Date	Score		Total		3-Pointers		Free throws		Rebounds				pf	a	t/o	blk	stl	pts	avg
				fg-fga	pct	3fg-fga	pct	ft-fa	pct	off	def	tot	avg							
at Virginia	11/10/17	48-60	L	15-51	.294	4-26	.154	14-18	.778	16	20	36	36.0	20	9	17	2	5	48	48.0
N.C. WESLEYAN	11/15/17	82-48	W	32-62	.516	8-26	.308	10-15	.667	14	29	43	39.5	15	16	15	7	9	82	65.0
FERRUM COLLEGE	11/17/17	95-43	W	35-63	.556	13-28	.464	12-20	.600	15	29	44	41.0	15	19	19	4	17	95	75.0
DELAWARE	11/20/17	79-66	W	25-53	.472	14-27	.519	15-18	.833	9	23	32	38.8	14	15	13	7	7	79	76.0
LONGWOOD	11/21/17	71-40	W	26-63	.413	11-35	.314	8-14	.571	15	28	43	39.6	18	15	19	6	12	71	75.0
at Wake Forest	11/24/17	75-81	L	25-51	.490	13-26	.500	12-22	.545	9	14	23	36.8	23	14	11	0	8	75	75.0
at Presbyterian	11/28/17	72-74	L	28-58	.483	10-23	.435	6-9	.667	11	20	31	36.0	19	13	13	0	6	72	74.6
at Liberty	12/02/17	76-75	Wot	24-79	.304	11-41	.268	17-27	.630	17	34	51	37.9	33	10	17	4	11	76	74.8
ELON	12/07/17	75-44	W	31-58	.534	10-27	.370	3-4	.750	4	28	32	37.2	10	14	8	1	13	75	74.8
UNCW	12/13/17	71-58	W	25-66	.379	9-29	.310	12-17	.706	13	28	41	37.6	21	14	12	7	12	71	74.4
at NC State	12/16/17	81-76	W	31-60	.517	12-24	.500	7-13	.538	10	24	34	37.3	20	16	13	1	8	81	75.0
UNC ASHEVILLE	12/19/17	60-67	L	22-54	.407	9-30	.300	7-12	.583	12	17	29	36.6	20	13	20	0	10	60	73.8
SOUTHEASTERN	12/21/17	85-67	W	29-56	.518	9-22	.409	18-22	.818	9	29	38	36.7	21	13	18	1	8	85	74.6
WOFFORD	12/30/17	71-67	W	24-52	.462	11-27	.407	12-16	.750	9	19	28	36.1	14	16	11	4	4	71	74.4
at VMI	01/06/18	63-61	W	22-57	.386	7-24	.292	12-14	.857	13	30	43	36.5	19	10	16	2	6	63	73.6
at ETSU	01/11/18	58-68	L	21-63	.333	7-24	.292	9-17	.529	18	17	35	36.4	20	9	11	2	1	58	72.6
at Western Carolina	01/13/18	66-55	W	26-53	.491	9-29	.310	5-7	.714	14	22	36	36.4	19	13	21	3	8	66	72.2
THE CITADEL	01/18/18	72-58	W	26-64	.406	11-30	.367	9-13	.692	15	29	44	36.8	15	14	14	5	9	72	72.2
MERCER	01/20/18	70-66	Wot	22-57	.386	8-28	.286	18-28	.643	11	21	32	36.6	20	11	9	4	7	70	72.1
FURMAN	01/24/18	71-61	W	22-47	.468	6-15	.400	21-28	.750	6	27	33	36.4	16	12	12	6	7	71	72.1
at Samford	01/27/18	98-82	W	34-53	.642	16-21	.762	14-16	.875	10	27	37	36.4	23	25	20	4	7	98	73.3
at Chattanooga	01/29/18	85-87	Lot	31-76	.408	9-38	.237	14-18	.778	15	27	42	36.7	28	15	11	4	9	85	73.8
UNCG		1624		576-1296	.444	217-600	.362	255-368	.693	265	542	807	36.7	423	306	320	74	184	1624	73.8
Opponents		1404		460-1103	.417	138-433	.319	346-479	.722	163	508	671	30.5	372	220	348	48	160	1404	63.8

Games played: 22
Points/game: 73.8
FG Pct: 44.4
3FG Pct: 36.2
FT Pct: 69.3

Rebounds/game: 36.7
Assists/game: 13.9
Turnovers/game: 14.5
Assist/turnover ratio: 1.0
Steals/game: 8.4
Blocks/game: 3.4



2017-18 UNCG Men's BASKETBALL



2017-18 UNCG Men's Basketball UNCG Opponent Game-by-Game (as of Jan 29, 2018) All games

OPPONENT STATISTICS

Opponent	Date	Score		Total		3-Pointers		Free throws		Rebounds				pf	a	t/o	blk	stl	pts	avg
				fg-fga	pct	3fg-fga	pct	ft-fa	pct	off	def	tot	avg							
at Virginia	11/10/17	48-60	L	18-42	.429	4-16	.250	20-24	.833	7	23	30	30.0	17	8	13	4	8	60	60.0
N.C. WESLEYAN	11/15/17	82-48	W	17-52	.327	5-17	.294	9-14	.643	9	19	28	29.0	20	7	20	3	10	48	54.0
FERRUM COLLEGE	11/17/17	95-43	W	16-50	.320	6-24	.250	5-7	.714	4	18	22	26.7	16	8	28	0	11	43	50.3
DELAWARE	11/20/17	79-66	W	24-53	.453	6-17	.353	12-15	.800	8	19	27	26.8	19	4	11	1	10	66	54.2
LONGWOOD	11/21/17	71-40	W	12-40	.300	4-14	.286	12-22	.545	3	24	27	26.8	16	4	26	2	7	40	51.4
at Wake Forest	11/24/17	75-81	L	24-39	.615	8-14	.571	25-32	.781	6	22	28	27.0	20	12	16	0	5	81	56.3
at Presbyterian	11/28/17	72-74	L	29-53	.547	10-27	.370	6-10	.600	8	21	29	27.3	13	15	12	2	7	74	58.9
at Liberty	12/02/17	76-75	Wot	19-58	.328	4-23	.174	33-42	.786	8	45	53	30.5	24	8	21	2	8	75	60.9
ELON	12/07/17	75-44	W	17-49	.347	4-28	.143	6-7	.857	4	23	27	30.1	4	11	16	0	3	44	59.0
UNCW	12/13/17	71-58	W	20-61	.328	4-14	.286	14-22	.636	16	30	46	31.7	15	9	17	3	6	58	58.9
at NC State	12/16/17	81-76	W	25-50	.500	7-20	.350	19-28	.679	5	23	28	31.4	16	17	9	2	7	76	60.5
UNC ASHEVILLE	12/19/17	60-67	L	22-46	.478	4-19	.211	19-26	.731	8	23	31	31.3	20	11	18	1	11	67	61.0
SOUTHEASTERN	12/21/17	85-67	W	22-50	.440	3-15	.200	20-26	.769	3	19	22	30.6	22	10	16	1	5	67	61.5
WOFFORD	12/30/17	71-67	W	25-54	.463	12-26	.462	5-9	.556	11	20	31	30.6	19	14	14	3	4	67	61.9
at VMI	01/06/18	63-61	W	19-49	.388	7-19	.368	16-23	.696	5	23	28	30.5	17	9	12	2	9	61	61.8
at ETSU	01/11/18	58-68	L	24-46	.522	3-10	.300	17-26	.654	9	28	37	30.9	15	14	14	7	5	68	62.2
at Western Carolina	01/13/18	66-55	W	15-38	.395	5-12	.417	20-29	.690	5	14	19	30.2	11	7	15	2	10	55	61.8
THE CITADEL	01/18/18	72-58	W	21-54	.389	7-29	.241	9-15	.600	9	24	33	30.3	13	12	15	3	6	58	61.6
MERCER	01/20/18	70-66	Wot	20-50	.400	10-19	.526	16-20	.800	9	26	35	30.6	26	10	18	3	7	66	61.8
FURMAN	01/24/18	71-61	W	23-55	.418	6-23	.261	9-15	.600	8	20	28	30.5	21	6	14	0	6	61	61.8
at Samford	01/27/18	98-82	W	24-58	.414	9-26	.346	25-29	.862	9	10	19	29.9	14	11	8	3	11	82	62.7
at Chattanooga	01/29/18	85-87	Lot	24-56	.429	10-21	.476	29-38	.763	9	34	43	30.5	14	13	15	4	4	87	63.8
Opponents		1404		460-1103	.417	138-433	.319	346-479	.722	163	508	671	30.5	372	220	348	48	160	1404	63.8
UNCG		1624		576-1296	.444	217-600	.362	255-368	.693	265	542	807	36.7	423	306	320	74	184	1624	73.8

Games played: 22
Points/game: 63.8
FG Pct: 41.7
3FG Pct: 31.9
FT Pct: 72.2

Rebounds/game: 30.5
Assists/game: 10.0
Turnovers/game: 15.8
Assist/turnover ratio: 0.6
Steals/game: 7.3
Blocks/game: 2.2



2017-18 UNCG MEN'S BASKETBALL



VIRGINIA 60, UNCG 48

UNCG 48 • 0-1

#	Player	Total			3-Ptr			Rebounds			PF	TP	A	TO	Blk	Stl	Min
		FG-FGA	FG-FGA	FT-FTA	FG-FGA	FG-FGA	FT-FTA	Off	Def	Tot							
01	Marvin Smith	r	2-12	2-8	6-6	4	5	9	4	12	0	0	0	0	0	29	
21	James Dickey	r	3-5	0-0	0-0	4	4	8	4	6	0	1	2	0	0	29	
32	Jordy Kuiper	r	1-4	1-3	2-2	1	2	3	3	5	1	4	0	2	0	29	
10	Francis Alonso	g	3-12	0-6	3-4	2	1	3	1	9	3	5	0	1	31		
11	Demetrius Troy	g	2-9	0-5	0-2	0	0	0	1	4	1	4	0	1	27		
00	Kylia Sykes	g	1-1	0-0	0-0	2	2	4	1	2	2	1	0	0	14		
02	Malik Massey	g	0-1	0-1	1-2	0	0	0	0	1	2	2	0	0	11		
13	Justin Jordan	g	0-0	0-0	0-0	0	0	0	1	0	0	0	0	0	2		
14	Kyrin Galloway	g	2-3	1-2	2-2	0	3	3	2	7	0	0	0	0	21		
25	Garrett Collins	g	0-1	0-1	0-0	0	0	0	0	0	0	0	0	0	0+		
24	Isaiah Miller	g	1-3	0-0	0-0	0	0	0	3	2	0	0	0	1	7		
Team						3	3	6									
Totals			15-51	4-26	14-18	16	20	36	20	48	9	17	2	5	200		

FG % 1st Half: 6-23 26.1% 2nd half: 9-28 32.1% Game: 15-51 29.4% Deadball Rebounds 1
 3FG % 1st Half: 0-12 0.0% 2nd half: 4-14 28.6% Game: 4-26 15.4%
 FT % 1st Half: 8-8 100.0% 2nd half: 6-10 60.0% Game: 14-18 77.8%

Virginia 60 • 1-0

#	Player	Total			3-Ptr			Rebounds			PF	TP	A	TO	Blk	Stl	Min
		FG-FGA	FG-FGA	FT-FTA	FG-FGA	FG-FGA	FT-FTA	Off	Def	Tot							
21	Isaiah Wilkins	r	3-6	0-0	3-4	1	7	8	2	9	2	0	3	2	36		
33	Jack Salt	c	1-3	0-0	4-4	2	2	4	3	6	0	1	0	0	29		
00	Devon Hall	g	4-5	1-1	4-4	1	5	6	4	13	2	4	0	0	29		
05	Kyle Guy	g	3-8	2-4	8-10	0	0	0	1	16	3	0	0	3	34		
11	Ty Jerome	g	3-10	1-7	0-0	0	2	2	3	7	1	3	0	2	28		
12	De'Andre Hunter	g	0-2	0-1	0-0	0	0	0	1	0	1	0	1	0	10		
23	Nigel Johnson	g	3-6	0-3	1-2	0	6	6	1	7	0	2	1	0	20		
25	Mamadi Diakite	g	1-2	0-0	0-0	3	1	4	2	2	0	2	0	0	14		
Team						0	0	0									
Totals			18-42	4-16	20-24	7	23	30	17	60	8	13	4	8	200		

FG % 1st Half: 8-23 34.8% 2nd half: 10-19 52.6% Game: 18-42 42.9% Deadball Rebounds 1
 3FG % 1st Half: 2-9 22.2% 2nd half: 2-7 28.6% Game: 4-16 25.0%
 FT % 1st Half: 11-14 78.6% 2nd half: 9-10 90.0% Game: 20-24 83.3%

Officials: Mike Eades, Justin Porterfield, Patrick Harwood
 Technical fouls: UNCG-None, Virginia-None.
 Attendance: 13855

Score by periods	1st	2nd	Total
UNCG	20	28	48
Virginia	29	31	60

Points	In	Off	2nd	Fast	Bench
UNCG	20	11	9	0	12
VA	16	16	12	2	9

Last FG - UNCG 2nd-00:11, VA 2nd-02:16.
 Largest lead - UNCG by 2 1st-19:48, VA by 19 2nd-14:24.
 UNCG led for 01:38, VA led for 33:54. Game was tied for 04:28.

Score tied - 4 times.
 Lead changed - 1 time.

UNCG 82, N.C. WESLEYAN 48

N.C. Wesleyan 48 • 0-0

#	Player	Total			3-Ptr			Rebounds			PF	TP	A	TO	Blk	Stl	Min
		FG-FGA	FG-FGA	FT-FTA	FG-FGA	FG-FGA	FT-FTA	Off	Def	Tot							
35	Robert Wilson	r	0-1	0-0	0-0	0	0	0	0	0	0	0	0	0	0	9	
22	A.J. Frye	c	1-3	1-1	0-0	0	3	3	1	3	0	0	1	0	0	16	
01	Adrian Moore	g	4-11	0-0	2-4	2	2	4	3	10	4	4	0	0	27		
30	Chris Braswell	g	1-7	0-4	2-2	1	2	3	4	4	0	3	0	4	26		
23	Justin Tankelewicz	g	4-10	3-7	3-4	1	1	2	2	14	0	0	0	3	25		
02	Kaymon Mitchell	g	1-2	0-0	0-0	0	1	1	0	2	1	0	0	0	3		
04	Ricardo Bullock	g	1-2	0-0	0-0	0	2	2	3	2	0	0	1	1	16		
35	Vernon McWhite	g	1-1	0-0	0-0	1	3	4	1	2	0	0	0	0	6		
10	Cameron Martin	g	1-4	1-3	0-0	0	1	1	0	3	0	3	0	0	15		
13	Brian Frazier	g	0-1	0-0	0-0	1	0	1	0	1	0	0	0	0	6		
14	Josh Covington	g	1-1	0-0	2-2	0	0	0	1	2	0	2	0	1	6		
15	Darnon McDowell	g	0-2	0-1	0-0	0	0	0	0	2	2	1	0	0	9		
20	Greg Joseph	g	0-0	0-0	0-0	0	0	0	1	0	0	2	0	0	6		
21	Gordon Brann	g	0-0	0-0	0-1	0	0	0	2	0	0	0	0	1	4		
25	Chris Sause	g	1-3	0-0	0-0	0	0	0	1	2	0	2	0	0	8		
42	Mitch Layton	g	0-0	0-0	0-0	0	2	2	0	0	0	0	1	0	7		
45	Malique Judd	g	1-4	0-1	0-1	1	0	1	1	2	0	2	0	0	11		
Team						2	2	4	1								
Totals			17-52	5-17	9-14	9	19	28	20	48	7	20	3	10	200		

FG % 1st Half: 10-30 33.3% 2nd half: 7-22 31.8% Game: 17-52 32.7% Deadball Rebounds 2.1
 3FG % 1st Half: 2-11 18.2% 2nd half: 3-6 50.0% Game: 5-17 29.4%
 FT % 1st Half: 5-8 62.5% 2nd half: 4-6 66.7% Game: 9-14 64.3%

UNCG 82 • 1-1

#	Player	Total			3-Ptr			Rebounds			PF	TP	A	TO	Blk	Stl	Min
		FG-FGA	FG-FGA	FT-FTA	FG-FGA	FG-FGA	FT-FTA	Off	Def	Tot							
01	Marvin Smith	r	6-12	4-10	0-0	0	3	3	0	16	2	1	1	0	22		
21	James Dickey	r	6-8	0-0	2-2	2	5	7	3	14	2	1	3	1	24		
32	Jordy Kuiper	r	4-7	2-3	0-0	2	7	9	1	10	1	1	1	0	19		
10	Francis Alonso	g	1-6	0-4	0-0	0	3	3	2	2	2	1	1	1	23		
11	Demetrius Troy	g	2-7	2-5	0-0	0	2	2	1	6	5	4	0	2	22		
00	Kylia Sykes	g	1-2	0-1	2-2	3	2	5	3	4	2	2	0	2	12		
02	Malik Massey	g	2-5	0-1	0-1	0	1	1	0	4	1	2	0	0	18		
13	Justin Jordan	g	0-0	0-0	0-0	0	2	2	0	0	1	0	0	0	11		
14	Kyrin Galloway	g	6-8	0-0	0-0	3	1	4	0	12	0	1	1	2	20		
15	Garrett Collins	g	0-1	0-1	0-0	0	0	0	1	2	0	0	0	0	3		
24	Isaiah Miller	g	2-4	0-0	2-4	0	1	1	3	6	0	1	0	1	15		
25	Lloyd Burgess	g	2-2	0-0	2-4	2	2	4	1	6	0	1	0	0	11		
Team						1	1	2									
Totals			32-62	8-26	10-15	14	29	43	15	82	16	15	7	9	200		

FG % 1st Half: 19-33 57.6% 2nd half: 13-29 44.8% Game: 32-62 51.6% Deadball Rebounds 1
 3FG % 1st Half: 6-15 40.0% 2nd half: 2-11 18.2% Game: 8-26 30.8%
 FT % 1st Half: 3-4 75.0% 2nd half: 7-11 63.6% Game: 10-15 66.7%

Officials: Eddie Blanton, Shipp Daniel, Alex Langley
 Technical fouls: N.C. Wesleyan-None, UNCG-None.
 Attendance: 1833

Score by periods	1st	2nd	Total
N.C. Wesleyan	27	21	48
UNCG	47	35	82

Points	In	Off	2nd	Fast	Bench
NCWM	18	14	3	4	17
UNCG	44	22	17	10	34

Last FG - NCWM 2nd-02:35, UNCG 2nd-00:40.
 Largest lead - NCWM None, UNCG by 35 2nd-03:11.
 NCWM led for 00:00, UNCG led for 39:51. Game was tied for 00:09.

Score tied - 0 times.
 Lead changed - 0 times.

UNCG 95, FERRUM 43

Ferrum College 43 • 1-0

#	Player	Total			3-Ptr			Rebounds			PF	TP	A	TO	Blk	Stl	Min
		FG-FGA	FG-FGA	FT-FTA	FG-FGA	FG-FGA	FT-FTA	Off	Def	Tot							
22	Josh Grimard	r	0-9	0-5	0-0	1	2	3	3	0	2	0	0	2	27		
32	Nick Helton	r	1-4	1-4	0-0	0	0	0	1	3	2	2	0	0	16		
01	D'Andre Mullen	g	2-3	0-0	2-2	0	2	2	2	6	2	7	0	2	21		
04	Rashad Reed	g	1-5	0-1	1-2	0	1	1	1	3	0	2	0	0	22		
12	Marcus Huff	g	5-11	2-5	0-1	1	5	6	2	12	0	3	0	3	24		
05	RJ Turner	g	2-3	2-2	0-0	0	0	0	0	6	0	2	0	0	13		
10	Lamar Claiborne	g	0-1	0-0	0-0	0	0	0	0	0	0	0	0	0	5		
14	Chase Woodard	g	2-3	0-0	0-0	2	3	5	3	4	1	6	0	2	16		
15	Jaylen Glover	g	0-3	0-3	2-2	0	0	0	0	2	0	0	0	1	8		
20	Isaiah Ellison	g	0-1	0-1	0-0	0	0	0	0	0	0	1	0	0	4		
21	Carrington Young	g	0-2	0-0	0-0	0	1	1	0	0	0	3	0	0	16		
24	Ce'Darius Williams	g	2-3	1-2	0-0	0	0	0	0	5	0	0	0	1	7		
25	Luka Obrvan	g	1-2	0-1	0-0	0	2	2	0	2	0	0	0	0	9		
54	Adam Vaught	g	0-0	0-0	0-0	0	0	0	3	0	1	0	0	0	12		
Team						0	2	2									
Totals			16-50	6-24	5-7	4	18	22	16	43	8	28	0	11	200		

FG % 1st Half: 9-27 33.3% 2nd half: 7-23 30.4% Game: 16-50 32.0% Deadball Rebounds 1
 3FG % 1st Half: 3-13 23.1% 2nd half: 3-11 27.3% Game: 6-24 25.0%
 FT % 1st Half: 3-5 60.0% 2nd half: 2-2 100.0% Game: 5-7 71.4%

UNCG 95 • 2-1

#	Player	Total			3-Ptr			Rebounds			PF	TP	A	TO	Blk	Stl	Min
		FG-FGA	FG-FGA	FT-FTA	FG-FGA	FG-FGA	FT-FTA	Off	Def	Tot							
01	Marvin Smith	r	5-10	3-7	2-2	1	5	6	2	15	0	1					



2017-18 UNCG MEN'S BASKETBALL



UNCG 71, LONGWOOD 40

Longwood 40 - 0-4

#	Player	Total		3-Ptr		Rebounds			PF	TP	A	TO	Blk	Stl	Min
		FG-FGA	FT-FTA	FG-FGA	FT-FTA	Off	Def	Tot							
21	SMITH, JaShaun	0-2	0-1	1-2	0	1	1	1	1	1	1	0	0	25	
24	GETER, Damarion	3-4	0-0	2-2	0	5	3	8	0	3	2	0	0	30	
30	SHIELDS, Chris	1-4	0-1	0-0	0	3	3	2	2	0	3	0	1	24	
02	ASHE, B.K.	6-13	2-5	3-4	2	2	4	3	17	2	8	0	3	33	
12	GLOVER, Charles	0-4	0-2	3-4	0	3	3	0	3	1	2	0	1	27	
00	EZEANI, Dominic	0-0	0-0	0-2	0	0	0	0	0	0	0	0	0	4	
03	CHAPMAN, Kamil	2-7	2-4	1-2	0	2	2	7	0	4	0	0	0	20	
20	CINTRON, Jordan	0-4	0-1	2-6	1	4	5	3	2	0	3	0	1	23	
23	WILLIAMS, Boaz	0-2	0-0	0-0	0	2	2	2	0	0	2	0	1	14	
	Team				0	2	2								
	Totals	12-40	4-14	12-22	3	24	27	16	40	4	26	2	7	200	

FG % 1st Half: 9-20 45.0% 2nd half: 3-20 15.0% Game: 12-40 30.0% Deadball Rebounds: 7
 3FG % 1st Half: 3-6 50.0% 2nd half: 1-8 12.5% Game: 4-14 28.6%
 FT % 1st Half: 8-10 80.0% 2nd half: 4-12 33.3% Game: 12-22 54.5%

UNCG 71 - 4-1

#	Player	Total		3-Ptr		Rebounds			PF	TP	A	TO	Blk	Stl	Min
		FG-FGA	FT-FTA	FG-FGA	FT-FTA	Off	Def	Tot							
01	Marvin Smith	4-11	2-7	0-0	0	2	2	3	10	1	3	0	1	20	
21	James Dickey	1-5	0-0	0-0	4	7	11	1	2	1	5	5	1	28	
32	Jordy Kuiper	3-7	3-6	0-0	1	7	8	1	9	1	1	0	1	28	
10	Francis Alonso	5-10	3-6	3-4	0	1	1	2	16	1	1	0	0	24	
11	Demetrius Troy	2-7	1-6	0-1	0	2	2	1	5	6	5	0	1	23	
00	Kylia Sykes	0-2	0-2	0-0	1	0	1	1	0	3	1	0	1	10	
02	Malik Massey	2-4	1-3	2-2	0	0	0	1	7	1	0	0	3	15	
13	Justin Jordan	0-0	0-0	0-0	0	2	2	0	0	1	1	0	4	12	
14	Kyrin Galloway	4-6	0-2	3-7	3	2	5	3	11	0	1	0	0	19	
25	Garrett Collins	2-3	1-2	0-0	1	1	2	1	5	0	0	1	0	2	
24	Isaiah Miller	3-8	0-1	0-0	2	2	4	3	6	0	0	0	0	16	
25	Lloyd Burgess	0-0	0-0	0-0	0	1	1	1	0	0	0	0	0	3	
	Team				3	1	4								
	Totals	26-63	11-35	8-14	15	28	43	18	71	15	19	6	12	200	

FG % 1st Half: 13-33 39.4% 2nd half: 13-30 43.3% Game: 26-63 41.3% Deadball Rebounds: 4
 3FG % 1st Half: 6-20 30.0% 2nd half: 5-15 33.3% Game: 11-35 31.4%
 FT % 1st Half: 1-2 50.0% 2nd half: 7-12 58.3% Game: 8-14 57.1%

Officials: Jerome Hall, Nelson Santiago, Jemel Spearman
 Technical fouls: Longwood-None. UNCG-None.
 Attendance: 1635

Score by periods	1st	2nd	Total
Longwood	29	11	40
UNCG	33	38	71

Last FG - LWU 2nd-10:11, UNCG 2nd-00:30.
 Largest lead - LWU by 6 1st-13:32, UNCG by 31 2nd-00:30.
 LWU led for 05:05. UNCG led for 32:44. Game was tied for 01:28.

	In	Off	2nd	Fast	Bench
Points	Paint	T/O	Chance	Break	
LWU	16	8	1	2	9
UNCG	20	30	19	10	29

Score tied - 3 times.
 Lead changed - 4 times.

WAKE FOREST 81, UNCG 75

UNCG 75 - 4-2

#	Player	Total		3-Ptr		Rebounds			PF	TP	A	TO	Blk	Stl	Min
		FG-FGA	FT-FTA	FG-FGA	FT-FTA	Off	Def	Tot							
01	Marvin Smith	2-5	1-3	5-6	1	3	4	5	10	0	1	0	0	30	
21	James Dickey	1-7	0-0	3-8	5	3	8	4	5	3	2	0	3	31	
32	Jordy Kuiper	4-8	3-6	0-0	2	4	6	2	11	3	2	0	1	32	
10	Francis Alonso	11-17	7-10	2-2	0	0	0	4	31	4	4	0	0	33	
11	Demetrius Troy	2-6	1-3	2-3	0	0	0	0	7	1	1	0	2	25	
00	Kylia Sykes	0-0	0-0	0-1	0	1	1	3	0	0	0	0	0	6	
02	Malik Massey	2-3	1-2	0-0	0	1	1	2	5	2	0	0	0	22	
14	Kyrin Galloway	2-3	0-1	0-2	1	1	2	3	4	0	1	0	2	16	
15	Garrett Collins	0-0	0-0	0-0	0	0	0	0	0	0	0	0	0	0+	
24	Isaiah Miller	1-2	0-1	0-0	0	1	1	0	2	1	0	0	0	5	
	Team				0	0	0								
	Totals	25-51	13-26	12-22	9	14	23	23	75	14	11	0	8	200	

FG % 1st Half: 10-28 35.7% 2nd half: 15-23 65.2% Game: 25-51 49.0% Deadball Rebounds: 5
 3FG % 1st Half: 5-14 35.7% 2nd half: 8-12 66.7% Game: 13-26 50.0%
 FT % 1st Half: 5-9 55.6% 2nd half: 7-13 53.8% Game: 12-22 54.5%

Wake Forest 81 - 2-4

#	Player	Total		3-Ptr		Rebounds			PF	TP	A	TO	Blk	Stl	Min
		FG-FGA	FT-FTA	FG-FGA	FT-FTA	Off	Def	Tot							
20	Terrence Thompson	0-0	0-0	0-0	2	3	5	1	0	0	1	0	1	18	
04	Doral Moore	6-6	0-0	5-8	2	5	7	2	17	0	2	0	0	24	
10	Mitchell Wilbekin	2-7	2-5	0-0	0	3	3	3	6	3	2	0	1	31	
13	Bryant Crawford	4-8	0-2	3-3	0	3	3	2	11	5	5	0	1	32	
23	Chaundee Brown	0-2	0-0	4-4	1	2	3	2	4	0	2	0	1	14	
00	Brandon Childress	2-2	1-1	4-5	0	2	2	2	9	2	1	0	0	21	
01	Keyshawn Woods	6-9	3-4	5-6	0	1	1	3	20	2	2	0	0	27	
02	Donovan Mitchell	3-3	2-2	2-2	0	0	0	4	10	0	1	0	0	9	
11	Melo Eggleston	1-2	0-0	1-2	0	1	1	0	3	0	0	0	0	8	
30	Olivier Sarr	0-0	0-0	1-2	0	2	2	1	1	0	0	0	1	16	
34	Sunday Okeke	0-0	0-0	0-0	0	0	0	0	0	0	0	0	0	0+	
	Team				1	0	1								
	Totals	24-39	8-14	25-32	6	22	28	20	81	12	16	0	5	200	

FG % 1st Half: 11-20 55.0% 2nd half: 13-19 68.4% Game: 24-39 61.5% Deadball Rebounds: 2
 3FG % 1st Half: 3-8 37.5% 2nd half: 5-6 83.3% Game: 8-14 57.1%
 FT % 1st Half: 11-13 84.6% 2nd half: 14-19 73.7% Game: 25-32 78.1%

Officials: Les Jones, Jerry Heater, Justin Porterfield
 Technical fouls: UNCG-None. Wake Forest-None.
 Attendance: 6810

Score by periods	1st	2nd	Total
UNCG	30	45	75
Wake Forest	36	45	81

Last FG - UNCG 2nd-00:23, WF 2nd-02:17.
 Largest lead - UNCG by 1 1st-16:43, WF by 12 2nd-11:45.
 UNCG led for 00:23. WF led for 38:29. Game was tied for 01:08.

	In	Off	2nd	Fast	Bench
Points	Paint	T/O	Chance	Break	
UNCG	22	24	8	0	11
WF	26	6	10	2	43

Score tied - 1 time.
 Lead changed - 2 times.

PRESBYTERIAN 74, UNCG 72

UNCG 72 - 4-3

#	Player	Total		3-Ptr		Rebounds			PF	TP	A	TO	Blk	Stl	Min
		FG-FGA	FT-FTA	FG-FGA	FT-FTA	Off	Def	Tot							
01	Marvin Smith	2-9	1-3	0-0	2	2	4	2	5	3	2	0	1	26	
10	Francis Alonso	4-11	3-7	5-5	0	2	2	1	16	1	3	0	0	34	
11	Demetrius Troy	6-9	3-6	0-0	0	2	2	1	15	1	1	0	4	27	
21	James Dickey	9-11	0-0	0-2	5	8	13	3	18	2	2	0	0	34	
32	Jordy Kuiper	1-5	0-1	1-1	1	1	2	2	3	1	2	0	0	17	
00	Kylia Sykes	0-1	0-0	0-0	0	0	0	0	2	0	1	0	1	8	
02	Malik Massey	1-5	1-4	0-0	0	0	0	3	3	3	1	0	0	19	
14	Kyrin Galloway	3-4	2-2	0-1	0	4	4	2	8	0	1	0	0	20	
24	Isaiah Miller	2-3	0-0	0-0	0	0	0	3	4	1	0	0	0	15	
	Team				3	1	4								
	Totals	28-58	10-23	6-9	11	20	31	19	72	13	13	0	6	200	

FG % 1st Half: 14-29 48.3% 2nd half: 14-29 48.3% Game: 28-58 48.3% Deadball Rebounds: 1
 3FG % 1st Half: 5-10 50.0% 2nd half: 5-13 38.5% Game: 10-23 43.5%
 FT % 1st Half: 3-5 60.0% 2nd half: 3-4 75.0% Game: 6-9 66.7%

Presbyterian 74 - 3-5

#	Player	Total		3-Ptr		Rebounds			PF	TP	A	TO	Blk	Stl	Min
		FG-FGA	FT-FTA	FG-FGA	FT-FTA	Off	Def	Tot							
05	BELL, Davon	5-11	0-2	0-0	0	3	3	1	10	8	3	0	2	37	
11	TETE, Arnel	5-5	0-0	2-4	2	4	6	1	12	0	0	2	0	33	
14	DILLARD, Reggie	7-9	4-6	4-5	1	2	2	2	22	4	3	0	3	35	
15	LEWIS, Francois	2-6	1-4	0-0	0	4	4	4	5	1	1	0	0	20	
25	YOUNGER, J.C.	3-5	0-0	0-0	0	2	2	0	6	0	2	0	1	23	
00	WITHERS, Jaron	0-0	0-0	0-0	0	0	0	1	0	0	1	0	0	5	
03	CROUCH, Romeo	2-3	0-1	0-1	4	2	6	2	4	2	1	0	1	21	
23	ARROYO, Ruben	0-0	0-0	0-0	0	1	1	0	0	0	0	0	0	1	
32	KAY, Ethan	5-14	5-14	0-0	1	1	2	15	0	1	0	0	0	25	
	Team				1	3	4								
	Totals	29-53	10-27	6-10	8	21	29	13	74	15	12	2	7	200	

FG % 1st Half: 13-26 50.0% 2nd half: 16-27 59.3% Game: 29-53 54.7% Deadball Rebounds: 0
 3FG % 1st Half: 5-10 50.0% 2nd half: 7-16 43.8% Game: 10-27 37.0%
 FT % 1st Half: 5-8 62.5% 2nd half: 1-2 50.0% Game: 6-10 60.0%

Officials: Ted Valentine, Nate Green, Tommy Morrissey
 Technical fouls: UNCG-James Dickey, Presbyterian-TETE, Arnel.
 Attendance: 230

Score by periods	1st	2nd	Total
UNCG	36	36	72
Presbyterian	34	40	74

Last FG - UNCG 2nd-01:19, PC 2nd-00:01.
 Largest lead - UNCG by 15 1st-08:10, PC by 4 2nd-11:14.
 UNCG led for 26:51. PC led for 08:18. Game was tied for 04:51.

	In	Off	2nd	Fast	Bench
--	----	-----	-----	------	-------



2017-18 UNCG MEN'S BASKETBALL



UNCG 75, ELON 44

Elon 44 • 6-4

#	Player	Total			3-Ptr			Rebounds			PF	TP	A	TO	Blk	Stl	Min
		FG-FGA	FG-FGA	FT-FTA	FG-FGA	FG-FGA	FT-FTA	Off	Def	Tot							
00	Dawkins, Brian	3-9	0-4	1-1	0	4	4	0	7	0	2	0	1	27			
01	Seibring, Tyler	4-9	1-5	2-2	1	7	8	1	11	2	1	0	1	32			
02	Thompson, Dmitri	0-3	0-2	1-2	0	1	1	1	1	5	1	0	0	27			
13	Swoope, Dainan	1-6	1-6	0-0	0	2	2	0	3	0	2	0	1	23			
22	Santa Ana, Steven	2-6	0-4	2-2	1	4	5	1	6	1	1	0	0	27			
01	Radja, Dujie	1-1	0-0	0-0	0	0	0	0	2	0	0	0	0	4			
03	Fuller, Seth	0-1	0-1	0-0	0	0	0	0	0	0	0	0	0	4			
12	Priddy, Nathan	1-4	1-2	0-0	1	0	1	0	3	1	4	0	0	14			
20	Eberhardt, Sheldon	5-6	1-2	0-0	1	1	2	0	11	2	2	0	0	24			
33	Wright, Simon	0-4	0-2	0-0	0	2	2	1	0	0	3	0	0	16			
	Team				0	2	2										
	Totals	17-49	4-28	6-7	4	23	27	4	44	11	16	0	3	198			

FG % 1st Half: 8-25 32.0% 2nd half: 9-24 37.5% Game: 17-49 34.7% Deadball Rebounds 1
 3FG % 1st Half: 2-16 12.5% 2nd half: 2-12 16.7% Game: 4-28 14.3%
 FT % 1st Half: 1-1 100.0% 2nd half: 5-6 83.3% Game: 6-7 85.7%

UNCG 75 • 6-3

#	Player	Total			3-Ptr			Rebounds			PF	TP	A	TO	Blk	Stl	Min
		FG-FGA	FG-FGA	FT-FTA	FG-FGA	FG-FGA	FT-FTA	Off	Def	Tot							
01	Marvin Smith	5-9	2-5	0-0	0	1	1	1	12	2	1	0	4	21			
21	James Dickey	4-5	0-0	1-2	1	7	8	2	9	0	2	0	0	25			
32	Jordy Kuiper	3-6	1-2	0-0	1	2	3	2	7	0	1	0	1	20			
10	Francis Alonso	3-8	2-6	0-0	1	2	3	0	8	7	1	0	2	24			
11	Demetrius Troy	3-8	2-6	0-0	0	3	3	0	8	1	1	0	2	18			
00	Kylia Sykes	3-4	1-2	0-0	0	2	2	1	7	0	0	1	2	14			
02	Malik Massey	3-7	2-5	0-0	0	0	0	0	8	2	2	0	1	21			
13	Justin Jordan	1-1	0-0	0-0	0	0	0	1	2	0	0	0	0	3			
14	Kyrin Galloway	1-3	0-1	0-0	1	6	7	2	2	0	0	0	0	25			
15	Garrett Collins	0-0	0-0	0-0	0	1	1	1	0	0	0	0	0	6			
24	Isaiah Miller	5-7	0-0	2-2	0	1	1	0	12	2	0	0	1	19			
25	Lloyd Burgess	0-0	0-0	0-0	0	0	0	0	0	0	0	0	0	4			
	Team				0	3	3										
	Totals	31-58	10-27	3-4	4	28	32	10	75	14	8	1	13	200			

FG % 1st Half: 15-25 60.0% 2nd half: 16-33 48.5% Game: 31-58 53.4% Deadball Rebounds 1
 3FG % 1st Half: 4-12 33.3% 2nd half: 6-15 40.0% Game: 10-27 37.0%
 FT % 1st Half: 1-2 50.0% 2nd half: 2-2 100.0% Game: 3-4 75.0%

Officials: Gary Maxwell, Tim Gattis, Roger Ayers
 Technical fouls: UNCG-None. UNCG-None.
 Attendance: 2446

Score by periods	1st	2nd	Total
UNCG	19	25	44
ELON	35	40	75

Last FG - ELON 2nd-01:03, UNCG 2nd-01:15.
 Largest lead - ELON None, UNCG by 31 2nd-02:05.
 ELON led for 00:00. UNCG led for 39:09. Game was tied for 00:51.

	In	Off	2nd	Fast	Bench
Points	Paint	T/O	Chance	Break	
UNCG	22	2	4	2	16
ELON	30	14	7	10	31

Score tied - 1 time.
 Lead changed - 0 times.

UNCG 71, UNCW 58

UNCG 71 • 7-3

#	Player	Total			3-Ptr			Rebounds			PF	TP	A	TO	Blk	Stl	Min
		FG-FGA	FG-FGA	FT-FTA	FG-FGA	FG-FGA	FT-FTA	Off	Def	Tot							
15	Cacok, Devontae	9-13	0-0	4-6	7	10	17	5	22	0	2	0	2	32			
30	Bryan, Marcus	1-4	0-0	0-0	1	2	3	0	2	1	1	1	1	27			
01	Fornes, Jaylen	2-7	1-2	1-2	1	4	5	3	6	1	3	0	3	23			
04	Talley, Jordan	2-10	1-4	3-6	1	2	3	4	8	3	3	1	0	28			
21	Taylor, Ty	4-12	2-4	6-8	1	9	10	1	16	1	2	0	0	29			
03	Richmond, Jaquell	0-4	0-1	0-0	0	1	1	1	0	0	1	0	0	17			
05	Gary, Jeffrey	0-2	0-1	0-0	0	0	0	0	0	1	2	0	0	11			
12	Estime, Jay	1-2	0-0	0-0	2	0	2	0	2	2	1	0	0	16			
13	Brown, Jacques	0-1	0-0	0-0	0	0	0	0	0	0	1	0	0	4			
14	Powell, Nick	0-3	0-2	0-0	1	1	2	0	0	0	0	0	0	7			
33	Kalina, Trey	1-3	0-0	0-0	2	0	2	1	2	0	1	1	0	6			
	Team				0	1	1										
	Totals	20-61	4-14	14-22	16	30	46	15	58	9	17	3	6	200			

FG % 1st Half: 11-35 31.4% 2nd half: 9-26 34.6% Game: 20-61 32.8% Deadball Rebounds 5,2
 3FG % 1st Half: 2-8 25.0% 2nd half: 2-6 33.3% Game: 4-14 28.6%
 FT % 1st Half: 9-11 81.8% 2nd half: 5-11 45.5% Game: 14-22 63.6%

UNCG 71 • 7-3

#	Player	Total			3-Ptr			Rebounds			PF	TP	A	TO	Blk	Stl	Min
		FG-FGA	FG-FGA	FT-FTA	FG-FGA	FG-FGA	FT-FTA	Off	Def	Tot							
01	Marvin Smith	5-11	3-7	2-2	1	5	6	4	15	1	0	0	0	26			
21	James Dickey	2-5	0-0	1-2	3	7	10	2	5	2	7	5	3	25			
32	Jordy Kuiper	3-9	1-6	0-2	3	5	8	4	7	1	0	1	1	26			
10	Francis Alonso	6-11	5-8	2-2	0	0	0	4	19	3	5	0	0	26			
11	Demetrius Troy	2-4	0-0	0-0	0	0	0	2	4	7	0	0	2	25			
00	Kylia Sykes	1-4	0-1	0-0	2	0	2	1	2	0	0	0	0	9			
02	Malik Massey	1-7	0-3	2-2	0	1	1	1	4	0	0	0	2	20			
14	Kyrin Galloway	1-5	0-1	1-2	3	8	11	1	3	0	0	1	2	23			
15	Garrett Collins	0-2	0-2	2-2	0	1	1	0	2	0	0	0	0	6			
24	Isaiah Miller	4-8	0-1	2-3	0	0	0	2	10	0	0	0	2	14			
	Team				1	1	2										
	Totals	25-66	9-29	12-17	13	28	41	21	71	14	12	7	12	200			

FG % 1st Half: 12-37 32.4% 2nd half: 13-29 44.8% Game: 25-66 37.9% Deadball Rebounds 1
 3FG % 1st Half: 3-19 15.8% 2nd half: 6-10 60.0% Game: 9-29 31.0%
 FT % 1st Half: 5-8 62.5% 2nd half: 7-9 77.8% Game: 12-17 70.6%

Officials: Mark Schnur, Matthew Potter, Josue Nieves
 Technical fouls: UNCW-None. UNCG-None.
 Attendance: 2307

Score by periods	1st	2nd	Total
UNCW	33	25	58
UNCG	32	39	71

	In	Off	2nd	Fast	Bench
Points	Paint	T/O	Chance	Break	
UNCW	20	9	18	10	4
UNCG	26	22	14	10	21

Last FG - UNCW 2nd-05:33, UNCG 2nd-01:47.
 Largest lead - UNCW by 9 1st-13:28, UNCG by 13 2nd-01:47.
 UNCW led for 19:02. UNCG led for 18:52. Game was tied for 02:06.

Score tied - 1 time.
 Lead changed - 1 time.

UNCG 81, N.C. STATE 76

UNCG 81 • 8-3

#	Player	Total			3-Ptr			Rebounds			PF	TP	A	TO	Blk	Stl	Min
		FG-FGA	FG-FGA	FT-FTA	FG-FGA	FG-FGA	FT-FTA	Off	Def	Tot							
01	Marvin Smith	7-12	2-6	0-2	4	6	10	2	16	1	2	0	0	34			
10	Francis Alonso	6-14	3-7	2-3	1	1	2	2	17	6	5	0	4	31			
11	Demetrius Troy	3-5	1-2	1-2	0	4	4	2	8	4	3	0	1	24			
21	James Dickey	1-3	0-0	0-0	1	2	3	5	2	1	1	1	1	20			
32	Jordy Kuiper	5-9	4-5	0-0	1	3	4	1	14	2	1	0	0	32			
00	Kylia Sykes	0-0	0-0	0-0	1	0	1	0	0	0	0	0	0	4			
02	Malik Massey	1-3	0-0	4-4	0	1	1	5	6	2	0	0	0	14			
14	Kyrin Galloway	2-4	0-1	0-0	1	5	6	1	4	0	0	0	0	21			
15	Garrett Collins	2-3	2-3	0-0	0	0	0	0	6	0	0	0	1	7			
24	Isaiah Miller	4-7	0-0	0-2	1	0	1	2	8	0	0	0	1	13			
	Team				0	2	2										
	Totals	31-60	12-24	7-13	10	24	34	20	81	16	13	1	8	200			

FG % 1st Half: 16-34 47.1% 2nd half: 15-26 57.7% Game: 31-60 51.7% Deadball Rebounds 2
 3FG % 1st Half: 6-13 46.2% 2nd half: 6-11 54.5% Game: 12-24 50.0%
 FT % 1st Half: 0-2 0.0% 2nd half: 7-11 63.6% Game: 7-13 53.8%

NC State 76 • 8-3

#	Player	Total			3-Ptr			Rebounds			PF	TP	A	TO	Blk	Stl	Min
		FG-FGA	FG-FGA	FT-FTA	FG-FGA	FG-FGA	FT-FTA	Off	Def	Tot							
00	ABU, Abdul-Malik	3-4	0-0	2-2	0	1	1	5	8	1	1	2	1	29			
01	FREEMAN, Lennard	6-6	0-0	4-6	1	6	7	1	16	0	0	0	0	27			
02	DORN, Torin	3-5	1-2	2-4	1	4	5	0	9	3	1	0	1	25			
10	BEVERLY, Braxton	5-13	4-9	2-3	1	3	4	4	16	8	1	0	0	40			
12	FREEMAN, Allenik	4-13	1-4	8-11	0	5	5	2	17	4	5	0	2	40			
14	YURTSEVEN, Omer	3-3	0-0	1-2	1	0	1	1	7	0	1	0	2	13			
15	HUNT, Sam	1-6	1-5	0-0	0	2	2	3	3	1	0	0	1	26			
	Team				1	2	3										
	Totals	25-50	7-20	19-28	5	23	28	16	76	17	9	2	7	200			

FG % 1st Half: 15-24 62.5% 2nd half: 10-26 38.5% Game: 25-50 50.0% Deadball Rebounds 5
 3FG % 1st Half: 3-7 42.9% 2nd half: 4-13 30.8% Game: 7-20 35.0%
 FT % 1st Half: 7-15 46.7% 2nd half: 12-13 92.3% Game: 19-28 67.9%

Officials: Les Jones, Sean Hull, Justin Porterfield
 Technical fouls: UNCG-None. NC State-None.
 Attendance: 1957

Fouled Out: UNCG: #21 Dickey, J. @ 1:11 in 2nd half
 NCSU: #0 Abu, M. @ 0:01 in 2nd half

Score by periods	1st	2nd	Total
UNCG	38	43	81
NC State	40	36	76

Last FG - UNCG 2nd-00:39, ST 2nd-00:20.
 Largest lead - UNCG by 15 2nd-12:51, ST by 14 1st-09:22.
 UN



2017-18 UNCG MEN'S BASKETBALL



UNCG 66, WESTERN CAROLINA 55

UNCG 66 • 12-5, 3-1 SoCon

#	Player	Total			3-Ptr			Rebounds			PF	TP	A	T	Blk	Stl	Min
		FG-FGA	FG-FGA	FT-FTA	Off	Def	Tot	Off	Def	Tot							
01	Marvin Smith	9-15	3-8	3-3	3	6	9	1	24	0	2	0	2	3	2	32	
21	James Dickey	0-2	0-0	0-0	4	4	8	2	0	1	3	2	1	2	1	28	
32	Jordy Kuiper	4-8	1-4	0-0	1	3	4	3	9	2	1	0	0	2	1	29	
10	Francis Alonso	7-15	4-11	2-3	0	2	2	4	20	2	4	0	0	3	3	31	
11	Demetrius Troy	1-4	0-2	0-0	0	1	1	2	2	7	1	0	0	0	0	27	
00	Kylia Sykes	0-0	0-0	0-0	0	0	0	1	0	0	1	0	0	0	0	4	
02	Malik Massey	0-0	0-0	0-1	0	0	0	2	0	1	2	0	1	1	1	13	
14	Kyrin Galloway	3-4	1-2	0-0	0	4	4	2	7	0	1	1	0	1	0	20	
15	Garrett Collins	1-2	0-1	0-0	1	0	1	1	2	0	0	0	0	0	0	3	
24	Isaiah Miller	1-3	0-1	0-0	4	2	6	1	2	0	4	0	1	1	1	13	
	Team				1	0	1					2					
	Totals	26-53	9-29	5-7	14	22	36	19	66	13	21	3	8	20	0	200	

FG % 1st Half: 10-26 38.5% 2nd half: 16-27 59.3% Game: 26-53 49.1% Deadball Rebounds: 1
 3FG % 1st Half: 1-12 8.3% 2nd half: 8-17 47.1% Game: 9-29 31.0%
 FT % 1st Half: 3-4 75.0% 2nd half: 2-3 66.7% Game: 5-7 71.4%

Western Carolina 55 • 7-10, 3-2 SoCon

#	Player	Total			3-Ptr			Rebounds			PF	TP	A	T	Blk	Stl	Min
		FG-FGA	FG-FGA	FT-FTA	Off	Def	Tot	Off	Def	Tot							
12	Gosselin, Marc	1-3	0-1	0-0	1	3	4	3	2	0	3	0	1	2	3	23	
23	Amius, Mike	6-13	0-0	7-13	1	3	4	1	19	1	4	0	1	2	1	28	
01	Johnson, Desmond	1-2	0-0	4-4	0	2	2	3	6	2	2	0	3	2	6	26	
02	Halvorsen, Matt	0-4	0-3	2-2	0	0	0	2	2	0	1	0	0	0	0	19	
13	Parks, Deriece	4-7	4-7	0-0	0	3	3	0	12	2	2	0	2	3	1	31	
00	Smith, Maurice	1-2	0-0	1-2	1	0	1	1	3	1	1	1	0	0	0	20	
05	Peterson, Devin	1-4	0-0	5-6	0	1	1	1	7	1	0	0	1	1	0	26	
11	Mutombo, Haboubacar	1-2	1-1	1-2	0	0	0	0	4	0	0	0	1	1	1	13	
33	Steger, Onno	0-0	0-0	0-0	0	0	0	0	0	0	1	0	0	0	0	6	
41	Brooks, Charlendez	0-1	0-0	0-0	0	1	1	0	0	0	0	0	1	1	1	8	
	Team				2	1	3					1					
	Totals	15-38	5-12	20-29	5	14	19	11	55	7	15	2	10	20	0	200	

FG % 1st Half: 7-22 31.8% 2nd half: 8-16 50.0% Game: 15-38 39.5% Deadball Rebounds: 5
 3FG % 1st Half: 3-8 37.5% 2nd half: 2-4 50.0% Game: 5-12 41.7%
 FT % 1st Half: 7-10 70.0% 2nd half: 13-19 68.4% Game: 20-29 69.0%

Officials: Jason Page, Isaac Barnett, Keith Fogleman
 Technical fouls: UNCG-None. Western Carolina-None.
 Attendance: 1237

Score by periods	1st	2nd	Total
UNCG	24	42	66
Western Carolina	24	31	55

Last FG - UNCG 2nd-00:39, WCU 2nd-00:31.
 Largest lead - UNCG by 13 2nd-00:39, WCU by 2 2nd-18:58.
 UNCG led for 35:15. WCU led for 03:28. Game was tied for 00:47.

	In	Off	2nd	Fast	Bench
Points	Paint	T/O	Chance	Break	
UNCG	30	20	17	6	11
WCU	16	11	5	0	14

Score tied - 2 times.
Lead changed - 6 times.

UNCG 72, THE CITADEL 58

The Citadel 58 • 6-12, 1-5 SoCon

#	Player	Total			3-Ptr			Rebounds			PF	TP	A	T	Blk	Stl	Min
		FG-FGA	FG-FGA	FT-FTA	Off	Def	Tot	Off	Def	Tot							
25	Alex Reed	0-4	0-4	0-0	2	2	4	2	2	4	2	0	1	3	0	18	
35	Zane Najdawi	10-16	2-3	3-6	1	6	7	1	25	1	3	1	1	3	1	31	
01	Frankie Johnson	2-7	1-5	0-0	1	4	5	1	5	7	2	0	1	3	0	30	
03	Matt Frierson	4-12	4-11	5-6	0	2	2	1	17	0	2	0	1	2	0	35	
23	Kaelon Harris	1-6	0-2	0-2	2	3	5	3	2	0	1	1	0	2	2	22	
02	Quayson Williams	1-4	0-3	1-1	0	1	1	2	3	1	2	0	1	2	0	20	
04	Tariq Simmons	0-1	0-0	0-0	0	0	0	0	0	0	0	0	0	0	0	4	
05	Rob Johnson	0-0	0-0	0-0	1	1	2	1	0	0	0	0	1	0	1	12	
10	Leandro Allende	3-4	0-1	0-0	0	3	3	2	6	2	0	0	1	2	0	24	
11	Kaiden Rice	0-0	0-0	0-0	0	0	0	0	0	0	1	0	1	0	1	2	
33	Hayden Brown	0-0	0-0	0-0	0	1	1	0	0	0	1	0	0	1	0	2	
	Team				2	1	3										
	Totals	21-54	7-29	9-15	9	24	33	13	58	12	15	3	6	20	0	200	

FG % 1st Half: 11-26 42.3% 2nd half: 10-28 35.7% Game: 21-54 38.9% Deadball Rebounds: 1,1
 3FG % 1st Half: 4-16 25.0% 2nd half: 3-13 23.1% Game: 7-29 24.1%
 FT % 1st Half: 4-8 50.0% 2nd half: 5-7 71.4% Game: 9-15 60.0%

UNCG 72 • 13-5, 4-1 SoCon

#	Player	Total			3-Ptr			Rebounds			PF	TP	A	T	Blk	Stl	Min
		FG-FGA	FG-FGA	FT-FTA	Off	Def	Tot	Off	Def	Tot							
01	Marvin Smith	4-17	3-10	3-4	4	6	10	2	14	1	2	0	4	3	0	30	
21	James Dickey	4-5	0-0	2-2	2	6	8	3	10	2	2	3	0	2	0	26	
32	Jordy Kuiper	2-6	1-4	1-2	2	1	3	4	6	0	1	1	0	2	0	25	
10	Francis Alonso	1-4	1-3	0-0	0	4	4	1	3	3	1	0	1	2	0	27	
11	Demetrius Troy	4-5	4-5	0-0	1	3	4	0	12	8	2	0	1	2	0	29	
00	Kylia Sykes	0-1	0-1	0-0	0	0	0	0	0	0	0	0	0	1	0	6	
02	Malik Massey	2-7	1-4	0-0	0	1	1	2	5	0	2	0	0	1	1	11	
14	Kyrin Galloway	1-6	0-2	2-3	2	5	7	2	4	0	2	1	0	2	0	22	
15	Garrett Collins	2-2	1-1	0-0	0	1	1	0	5	0	1	0	0	0	0	8	
24	Isaiah Miller	6-11	0-0	1-2	4	1	5	1	13	0	0	0	2	1	6	16	
	Team				0	1	1										
	Totals	26-64	11-30	9-13	15	29	44	15	72	14	14	5	9	20	0	200	

FG % 1st Half: 15-35 42.9% 2nd half: 11-29 37.9% Game: 26-64 40.6% Deadball Rebounds: 2
 3FG % 1st Half: 7-16 43.8% 2nd half: 4-14 28.6% Game: 11-30 36.7%
 FT % 1st Half: 4-6 66.7% 2nd half: 5-7 71.4% Game: 9-13 69.2%

Officials: Glenn Tuitt, Barry Mathis, Evan Berg
 Technical fouls: The Citadel-None. UNCG-None.
 Attendance: 3135

Score by periods	1st	2nd	Total
The Citadel	30	28	58
UNCG	41	31	72

Last FG - CIT 2nd-01:10, UNCG 2nd-00:15.
 Largest lead - CIT by 2 1st-16:29, UNCG by 22 2nd-10:07.
 CIT led for 00:18. UNCG led for 39:24. Game was tied for 00:18.

	In	Off	2nd	Fast	Bench
Points	Paint	T/O	Chance	Break	
CIT	24	14	6	7	9
UNCG	26	22	13	8	27

Score tied - 0 times.
Lead changed - 2 times.

UNCG 70, MERCER 66 (OT)

Mercer 66 • 10-10, 3-4 SoCon

#	Player	Total			3-Ptr			Rebounds			PF	TP	A	T	Blk	Stl	Min
		FG-FGA	FG-FGA	FT-FTA	Off	Def	Tot	Off	Def	Tot							
00	Desmond Ringer	2-5	0-0	1-2	0	3	3	2	5	1	1	0	0	2	0	25	
34	Stephon Jelks	4-9	2-6	1-2	3	8	11	3	11	1	2	2	1	2	1	38	
05	Jordan Strawberry	2-9	1-2	2-2	1	3	4	4	7	5	1	0	0	3	0	36	
14	Ethan Stair	3-8	2-4	2-2	1	6	7	5	10	0	1	0	0	1	0	27	
23	Demetre Rivers	4-6	1-1	2-2	2	0	2	3	11	1	5	0	1	3	0	34	
01	Cory Kilby	1-1	1-1	1-2	0	3	3	0	4	0	0	1	1	1	1	14	
02	Jaylen Stowe	0-1	0-0	1-2	1	2	3	4	1	0	2	0	2	1	0	18	
03	Marcus Cohen	1-5	0-0	4-4	0	1	1	3	6	2	2	0	1	1	0	18	
11	Ryan Johnson	0-0	0-0	0-0	0	0	0	1	0	0	1	0	0	0	0	5	
20	Ross Cummings	3-6	3-5	2-2	0	0	0	1	11	0	1	0	0	0	0	9	
21	Mason Green	0-0	0-0	0-0	0	0	0	0	0	0	0	0	0	0	0	1	
	Team				1	0	1					2					
	Totals	20-50	10-19	16-20	9	26	35	26	66	10	18	3	7	22	5	225	

FG % 1st Half: 8-21 38.1% 2nd half: 10-20 50.0% OT: 2-9 22.2% Game: 20-50 40.0% Deadball Rebounds: 4,1
 3FG % 1st Half: 2-7 28.6% 2nd half: 7-9 77.8% OT: 1-3 33.3% Game: 10-19 52.6%
 FT % 1st Half: 6-8 75.0% 2nd half: 4-6 66.7% OT: 6-6 100.0% Game: 16-20 80.0%

UNCG 70 • 14-5, 5-1 SoCon

#	Player	Total			3-Ptr			Rebounds			PF	TP	A	T	Blk	Stl	Min
		FG-FGA	FG-FGA	FT-FTA	Off	Def	Tot	Off	Def	Tot							
01	Marvin Smith	4-13	3-9	4-9	2	2	4	4	15	1	1	1	1	3	3	33	
21	James Dickey	4-4	0-0	1-2	2	6	8	2	9	1	3	2	0	3	4	34	
32	Jordy Kuiper	3-7	0-3	2-4	0	4	4	3	8	1	1	0	2	3	0	33	
10	Francis Alonso	4-11	3-7	6-7	1	0	1	3	17	6	1	0	0	3	4	34	
11	Demetrius Troy	4-9	2-4	2-2	0	4	4	1	12	1	2	0	2	3	1	31	
00	Kylia Sykes	0-0	0-0	0-0	0	0	0	2	0	0	0	1	0	1	0	7	
02	Malik Massey	0-2	0-2	0-0	0	0	0	1	0	0	0	0					



2017-18 UNCG MEN'S BASKETBALL



UNCG 98, SAMFORD 82

UNCG 98 • 16-5, 7-1 SoCon

#	Player	Total		3-Ptr		Rebounds			PF	TP	A	TO	Blk	Stl	Min
		FG-FGA	FG-FGA	FT-FTA	Off	Def	Tot								
01	Marvin Smith	f	5-9	3-5	5-6	2	5	7	3	18	4	1	1	1	24
21	James Dickey	f	5-9	0-0	0-0	1	3	4	2	10	0	3	2	0	25
32	Jordy Kuiper	f	6-11	4-5	0-0	3	4	7	3	16	0	5	0	1	27
10	Francis Alonso	g	8-10	8-9	0-0	0	4	4	2	24	3	3	0	0	28
11	Demetrius Troy	g	0-0	0-0	0-0	0	1	1	4	0	11	5	0	2	26
00	Kylia Sykes	g	2-2	0-0	0-0	0	1	1	3	4	0	0	1	1	12
13	Justin Jordan	g	1-2	0-0	3-4	0	0	0	2	5	1	0	0	0	13
14	Kyrin Galloway	g	2-3	0-0	4-4	2	4	6	0	8	3	0	0	0	23
15	Garrett Collins	g	1-2	1-2	0-0	0	0	0	0	3	0	0	0	0	5
24	Isaiah Miller	g	4-5	0-0	2-2	1	3	4	4	10	3	2	0	2	17
	Team					1	2	3							
	Totals		34-53	16-21	14-16	10	27	37	23	98	25	20	4	7	200

FG % 1st Half: 17-27 63.0% 2nd half: 17-26 65.4% Game: 34-53 64.2% Deadball
 3FG % 1st Half: 9-11 81.8% 2nd half: 7-10 70.0% Game: 16-21 76.2% Rebounds
 FT % 1st Half: 10-10 100.0% 2nd half: 4-6 66.7% Game: 14-16 87.5% 1

Samford 82 • 7-15, 3-6 SoCon

#	Player	Total		3-Ptr		Rebounds			PF	TP	A	TO	Blk	Stl	Min
		FG-FGA	FG-FGA	FT-FTA	Off	Def	Tot								
13	Eric Adams	f	2-4	0-0	1-2	1	2	3	4	5	0	0	2	1	17
15	Stefan Ladic	f	2-3	0-1	0-1	2	2	4	1	4	0	2	0	0	22
02	Justin Coleman	g	5-11	4-6	2-2	0	1	1	2	16	2	3	0	0	36
04	Triston Chambers	g	3-12	0-5	2-2	2	1	3	1	8	0	0	0	2	28
22	D. Denzel-Dyson	g	6-19	3-9	4-4	2	1	3	1	19	3	2	1	1	31
01	Keavion Nolan	g	2-3	1-2	0-0	0	0	0	0	5	1	0	0	2	18
03	Josh Sharkey	g	4-5	1-2	16-18	0	0	0	2	25	3	1	0	4	29
24	Gerald Smith	g	0-1	0-1	0-0	0	0	0	1	0	2	0	0	1	11
55	Alex Peters	g	0-0	0-0	0-0	0	0	0	2	0	0	0	0	0	8
	Team					2	3	5							
	Totals		24-58	9-26	25-29	9	10	19	14	82	11	8	3	11	200

FG % 1st Half: 7-28 25.0% 2nd half: 17-30 56.7% Game: 24-58 41.4% Deadball
 3FG % 1st Half: 2-9 22.2% 2nd half: 7-17 41.2% Game: 9-26 34.6% Rebounds
 FT % 1st Half: 14-16 87.5% 2nd half: 11-13 84.6% Game: 25-29 86.2% 2

Officials: Barry Mathis, David Carter and Grant Today
 Technical fouls: UNCG-None. Samford-None.
 Attendance: 1629

Score by periods	1st	2nd	Total
UNCG	53	45	98
Samford	30	52	82

Last FG - UNCG 2nd-02:54, SAM 2nd-01:37.
 Largest lead - UNCG by 26 2nd-17:45, SAM None.
 UNCG led for 39:44, SAM led for 00:00. Game was tied for 00:16.

Points	In	Off	2nd	Fast	Bench
	Paint	T/O	Chance	Break	
UNCG	28	14	15	16	30
SAM	22	24	7	9	30

Score tied - 0 times.
 Lead changed - 0 times.

CHATTANOOGA 87, UNCG 85 (2OT)

UNCG 85 • 16-6, 7-2 SoCon

#	Player	Total		3-Ptr		Rebounds			PF	TP	A	TO	Blk	Stl	Min
		FG-FGA	FG-FGA	FT-FTA	Off	Def	Tot								
01	Marvin Smith	f	4-13	1-8	5-7	1	7	8	5	14	0	0	1	1	35
21	James Dickey	f	3-4	0-0	2-2	3	5	8	5	8	1	3	3	1	25
32	Jordy Kuiper	f	2-6	0-2	0-0	1	1	2	5	4	0	1	0	0	15
10	Francis Alonso	g	7-21	4-16	2-2	2	2	4	5	20	4	2	0	1	38
11	Demetrius Troy	g	0-7	0-4	2-2	0	0	0	1	2	6	1	0	2	39
00	Kylia Sykes	g	0-1	0-1	0-0	1	0	1	2	0	1	0	0	1	14
13	Justin Jordan	g	0-1	0-0	0-0	0	0	0	0	0	0	0	0	0	4
14	Kyrin Galloway	g	6-6	2-2	0-0	1	3	4	5	14	0	0	0	1	32
15	Garrett Collins	g	2-5	2-5	0-0	0	3	3	0	6	1	1	0	1	22
24	Isaiah Miller	g	7-12	0-0	3-5	2	2	4	0	17	2	3	0	1	26
	Team					4	4	8							
	Totals		31-76	9-38	14-18	15	27	42	28	85	15	11	4	9	250

FG % 1st Half: 16-30 53.3% 2nd half: 8-31 25.8% OT: 7-15 46.7% Game: 31-76 40.8% Deadball
 3FG % 1st Half: 6-15 40.0% 2nd half: 0-14 0.0% OT: 3-9 33.3% Game: 9-38 23.7% Rebounds
 FT % 1st Half: 3-4 75.0% 2nd half: 6-7 85.7% OT: 5-7 71.4% Game: 14-18 77.8% 0

Chattanooga 87 • 8-15, 2-8 SoCon

#	Player	Total		3-Ptr		Rebounds			PF	TP	A	TO	Blk	Stl	Min
		FG-FGA	FG-FGA	FT-FTA	Off	Def	Tot								
05	Nat Dixon	f	9-16	3-6	9-9	3	5	8	1	30	1	1	1	1	47
02	Joshua Phillips	c	2-5	0-0	6-10	0	12	12	4	10	1	0	1	0	32
00	Makale Foreman	g	3-7	3-6	0-0	0	0	0	1	9	3	0	0	0	45
01	Rodney Chatman	g	5-10	3-4	9-11	2	7	9	4	22	4	12	0	1	47
03	David Jean-Baptiste	g	0-4	0-2	0-0	1	0	1	0	0	1	0	0	0	18
10	James Lewis, Jr.	g	2-3	0-0	0-2	0	2	2	2	4	0	1	1	1	22
22	Makinde London	g	2-10	1-3	4-4	0	6	6	2	9	3	0	1	0	36
33	Jonathan Bryant II	g	1-1	0-0	1-2	0	0	0	0	3	0	0	0	1	3
	Team					3	2	5							
	Totals		24-56	10-21	29-38	9	34	43	14	87	13	15	4	4	250

FG % 1st Half: 11-29 37.9% 2nd half: 9-19 47.4% OT: 4-8 50.0% Game: 24-56 42.9% Deadball
 3FG % 1st Half: 5-11 45.5% 2nd half: 2-6 33.3% OT: 3-4 75.0% Game: 10-21 47.6% Rebounds
 FT % 1st Half: 4-8 50.0% 2nd half: 12-15 80.0% OT: 13-15 86.7% Game: 29-38 76.3% 5

Officials: Doug Simons, Tim Gattis, Brent Hampton
 Technical fouls: UNCG-None. Chattanooga-Rodney Chatman.
 Attendance: 2503

Score by periods	1st	2nd	OT	OT2	Total
UNCG	41	22	12	10	85
Chattanooga	31	32	12	12	87

Last FG - UNCG OT2-00:50, UTC OT2-03:05.
 Largest lead - UNCG by 11 2nd-14:51, UTC by 6 2nd-01:39.
 UNCG led for 28:50, UTC led for 13:21. Game was tied for 07:48.

Points	In	Off	2nd	Fast	Bench
	Paint	T/O	Chance	Break	
UNCG	34	13	13	0	37
UTC	20	12	6	0	16


Score tied - 12 times.
 Lead changed - 9 times.




2017-18 UNCG MEN'S BASKETBALL




#0 Kylia Sykes




#1 Marvin Smith Jr.




#2 Malik Massey



#3 Jelani Mofford




#10 Francis Alonso



#11 Demetrius Troy




#13 Justin Jordan



#14 Kyrin Galloway



#15 Garrett Collins



#21 James Dickey III




#22 Jack Konstanzer



#24 Isaiah Miller




#25 Lloyd Burgess



#32 Jordy Kuiper



#35 Eric Hamilton



#44 Kaleb Hunter