



2016-17 UNCG MEN'S BASKETBALL



2016-17 SCHEDULE

Date	Opponent	Time
N 11	#7 VIRGINIA	L, 51-76
N 14	PRESBYTERIAN	W, 61-42
N 18	at High Point %	L, 57-63
N 19	vs. NDSU %	W, 65-54
N 20	vs. Navy %	W, 72-59
N 25	BELMONT ABBEY %	W, 90-54
N 29	N.C. A&T	W, 86-66
D 3	LIBERTY ^	W, 72-65
D 5	MARS HILL	W, 108-56
D 9	WAKE FOREST	L, 75-78
D 14	SOUTHERN WESLEYAN	W, 96-61
D 19	at UNC Asheville	W, 75-73
D 22	at Georgetown	L, 56-78
D 28	at The Citadel *	W, 95-87
D 31	SAMFORD *	L, 62-73
J 2	CHATTANOOGA *	W, 73-68
J 7	WESTERN CAROLINA *	W, 76-57
J 12	at ETSU *	W, 83-79
J 14	at VMI *	W, 91-82
J 19	MERCER *	W, 68-66
J 21	THE CITADEL *	W, 81-72
J 25	at Wofford *	L, 74-93
J 28	FURMAN *	L, 67-73
F 2	at Chattanooga *	L, 6891
F 4	at Samford *	4 p.m.
F 11	at Western Carolina	2 p.m.
F 15	WOFFORD *	7 p.m.
F 18	at Furman *	4 p.m.
F 22	at Mercer *	7 p.m.
F 25	VMI *^	5 p.m.
F 27	ETSU *	7 p.m.
SoCon Tournament - Asheville, N.C.		
M 3	SoCon First Round	TBA
M 4	SoCon Quarterfinals	TBA
M 5	SoCon Semifinals	TBA
M 6	SoCon Finals	7 p.m.

* - Southern Conference game
 % - HPU Classic, High Point, N.C.
 ^ Fleming Gymnasium on campus



VS



(16-8, 7-4)

(15-8, 6-4)

Game 25

February 4, 2017
 Pete Hanna Center
 Birmingham, Ala.

TELEVISION
 American Sports Network
 (WMYV)
 ESPN3 & ESPN App
 (Pete Yanity & Dean Keener)

RADIO
 TuneIn
www.uncgspartans.com/radio
 (Paul Roper)

INTERNET
 Live Stats link at
www.uncgstats.com
 Follow @UNCGScores

What's On Tap . . .

The Spartans continue their three-game road swing Saturday afternoon as they travel to Birmingham, Ala., for a matchup with Southern Conference foe Samford ... Game time is set for 4 p.m. (ET) at the Pete Hanna Center ... The game will be televised nationally on the American Sports Network and air on WMYV in Greensboro ... Additionally, the game will be carried on ESPN3 and the ESPN App ... Pete Yanity and Dean Keener will be on the call for the ASN ... Additionally, the game will be radio broadcast on TuneIn and online at www.uncgspartans.com/radio with Paul Roper providing the call.

Series History . . .

Saturday's game marks the 20th meeting all-time between UNCG and Samford ... The Spartans trail the all-time series by a slim 9-10 margin but have won four out of the last five meetings ... UNCG won the last game in Birmingham, posting an 82-77 overtime win last season ... Earlier this year, the Spartans suffered a 73-62 loss to the Bulldogs at the Greensboro Coliseum for their first Southern Conference loss of the year.

UNCG connected on just 37.9 percent (22-of-58) from the field and only 23.1 percent (6-of-26) from 3-point land in the loss ... Samford conversely, connected on 45.7 percent (21-of-46) from the field and 45.5 percent (10-of-22) from 3-point land ... The Bulldogs also went to the free throw line 29 times, connecting on 72.5 percent ... Junior forward **Jordy Kuiper** led UNCG with 12 points and 10 rebounds while sophomore **Francis Alonso** was the only other Spartan with double figures scoring at 13 points ... Darius Denzel-Dyson led Samford with 16 points while Triston Chambers and Christen Cunningham added 14 points apiece.

Good Start For The Spartans . . .

UNCG opened the season with a 16-5 overall record ... The 16-5 record is the second best start in program history and the best since opening the 1994-95 season with a 17-4 record through 20 games ... The 1994-95 team began the year 19-5 and went on to post a 23-6 overall record, winning the Big South Championship ... Additionally, the Spartans started 7-1 in Southern Conference play ... This

UNCG Please

Please refer to UNCG as simply UNCG or the Spartans. Please do not refer to UNCG as UNC Greensboro, UNC-Greensboro, North Carolina-Greensboro, North Carolina at Greensboro, or any other variation of the university's name. Thank you

Media Information

Assistant AD for Athletics Communications
 Matt McCollester (primary contact)
matt.mccollester@uncg.edu
 O - 336-334-5615
 C - 336-676-3407

UNCG's Projected Starters



- #1 Marvin Smith, Jr., G/F
- #10 Francis Alonso, So., G
- #20 Diante Baldwin, Sr., G
- #32 Jordy Kuiper, Jr., F
- #33 RJ White, Sr., C

Samford's Projected Starters



- #0 Christen Cunningham, Jr., G
- #4 Triston Chambers, Fr., G
- #20 Alex Thompson, Jr., F
- #22 D. Denzel-Dyson, Jr., G
- #33 Wyatt Walker, So., C



2016-17 UNCG MEN'S BASKETBALL



2016-17 SoCon STANDINGS

Team	SoCon			Overall		
	W	L	Pct	W	L	Pct
ETSU	8	2	.800	18	5	.783
Furman	8	2	.800	15	8	.652
Chattanooga	7	3	.700	16	6	.727
UNCG	7	4	.636	16	8	.667
Samford	6	4	.600	15	8	.652
Wofford	5	5	.500	10	13	.435
Mercer	5	6	.455	11	13	.458
VMI	2	8	.200	5	16	.238
The Citadel	2	9	.182	9	15	.375
Western Carolina	2	9	.182	7	17	.292

SCHOOL INFORMATION

School.....	UNCG
Location	Greensboro, N.C.
Founded	1891
Enrollment	17,200
Nickname	Spartans
Colors	Navy, Gold & White
Arena	Greensboro Coliseum
Capacity	7,617/23,000
Affiliation	NCAA Division I
Conference	Southern
Chancellor	Franklin D. Gilliam Jr.
Director of Athletics	Kim Record
Alma Mater	Virginia, 1984
Athletics Dept. Phone.....	336-334-5952
Ticket Office Phone	336-334-3250

TEAM INFORMATION

2015-16 Overall Record	15-8
2015-16 SoCon Record	10-5
SoCon Finish	t-5th
Letterwinners Returning/Lost.....	10/3
Starters Returning/Lost.....	4/1
Newcomers	6

COACHING STAFF

Head Coach	Wes Miller
Alma Mater.....	North Carolina, 2007
Career Record	76-101 (sixth year)
Record at UNCG	76-101 (sixth year)
Associate Head Coach	Mike Roberts
Alma Mater.....	Indiana, 2005
Assistant Coach	Andre Morgan
Alma Mater.....	North Georgia, 2010
Assistant Coach	Chris Parsons
Alma Mater.....	Hofstra, 1996
Dir. of Basketball Ops	Chris LePore
Alma Mater.....	Belmont, 2014

MEDIA INFORMATION

Asst. AD	Matt McColleston
Email	matt.mccolleston@uncg.edu
Cell Phone	336-676-3407
Assistant Director	Olivia Coiro
Assistant Director	Dan Wacker
Director of Marketing	Dacia Ijames
Media Relations Office	336-334-5615
Website	www.uncgspartans.com
Mailing Address	UNCG Athletics
.....	PO Box 26168
.....	Greensboro, NC 27402-6168

marks the best start in program history as a member of the SoCon and tied for the second-best conference start at the NCAA Division I level with the 1994-95 team ... Only the 1995-96 team had a better start, opening Big South Conference play with a 7-0 record.

Surpassing Last Year . . .

Last Saturday, the Spartans picked up their 16th victory of the season, surpassing last year's win total at 15-19 ... The 16 wins already rank seventh most in a single season for UNCG in the NCAA Division I era and 10th overall for all seasons in UNCG basketball history.

(NCAA Division I Win Totals)

- 23 wins in 1994-95
- 20 wins in 2001-02, 1995-96
- 19 wins in 2000-01, 2007-08
- 18 wins in 2004-05
- 16 wins in 2016-17, 2006-07**
- 15 wins in 2015-16,
- 1999-2000, 1993-94

Three-Game Skid . . .

The Spartans enter Saturday's game having dropped three straight games with losses at Wofford, vs. Furman and at Chattanooga ... It marks the first time UNCG has lost consecutive games this season ... It also marks the first time the Spartans have lost three in a row since a three-game skid Feb. 6-11 last year with losses to ETSU, Furman and VMI ... UNCG responded last season with a five-game winning streak, including an overtime victory at Samford.

During the three-game skid, the Spartans are shooting 45.3 percent (73-of-161) from the field and only 30 percent (15-of-50) from distance ... Opponents are shooting 52.8 percent (95-of-180) over the last three games and 42.9 percent (30-of-70) from distance ... Additionally, UNCG has committed 44 turnovers in three games, compared to 32 assists.

1,000-Point Scorer . . .

Senior guard **Diante Baldwin** became the 23rd member of the 1,000-career point club in UNCG men's basketball history against Mercer... Baldwin scored his 1,000th career point in fitting fashion, hitting an acrobatic lay up off a drive through the Mercer defense ...

PRESEASON All-SoCon

2016-17 Coaches

Preseason All-Conference Team

T.J. Cromer, ETSU
 Hanner Mosquera-Perea, ETSU
 Devin Sibley, Furman
 Stephon Jelks, Mercer
R.J. White, UNCG
 Casey Jones, Chattanooga
 Tre' McLean, Chattanooga
 Justin Tuoyo, Chattanooga
 QJ Peterson, VMI
 Fletcher Magee, Wofford

2016-17 Preseason Player of the Year

Tre' McLean, Chattanooga

Preseason SoCon Coaches' Poll

Team (1st-Place Votes)	Total
1. Chattanooga (8)	80
2. ETSU (2)	74
3. Wofford	57
4. Mercer	55
5. UNCG	50
5. Furman	50
7. Samford	32
8. Western Carolina	20
9. VMI	19
10. The Citadel	13

He finished the night with 13 points but none more important than his go-ahead 3-pointer with 4.1 seconds remaining ... He has scored 1,063 career points in 113 games and 81 starts.

Charitable Causes . . .

The Spartans have tightened up their free throw shooting over the past 10 games ... UNCG is shooting 78.4 percent (155-of-199) from the free throw line over the last 10 games ... During that time, sophomore guard **Francis Alonso** is shooting 90.9 percent (40-of-44) and junior **Marvin Smith** is shooting 88.2 percent (15-of-17) ... Senior center **R.J. White** is hitting 77.1 percent (27-of-35) and classmate **Diante Baldwin** is hitting 76.5 percent (26-of-34) ... In the first 14 games of the year, UNCG connected on just 65.9 percent (145-of-220) from the free throw line.

Looking Back . . .

The Spartans suffered their third straight loss Thursday night with a 91-68 defeat at Chattanooga ... UNCG struggled from the field, hitting 43.9 percent (25-of-57) and hit just 23.1 percent (3-of-13) from distance ... Chattanooga conversely was hot on offense, connecting on 55.6



2016-17 UNCG MEN'S BASKETBALL



percent (35-of-63) from the field and hit 55 percent (11-of-20) from 3-point land ... The Spartans were also out-rebounded by a 35-30 margin.

Redshirt freshman forward **James Dickey** led the way with 11 points, nine rebounds and four blocked shots off the bench in 23 minutes of play ... Freshman **Kyrin Galloway** scored a career-high 10 points while grabbing five rebounds and blocking four shots off the bench in 13 minutes ... Senior center **R.J. White** chipped in 11 points as the only other Spartan in double figures scoring.

Spanish Sensation . . .

Sophomore guard **Francis Alonso** leads the Spartans in scoring at 13.6 points per game on the season and 15.5 points per game in Southern Conference play ... He has scored 20 or more points five times this season with 26 points against Chattanooga, 21 vs. Western Carolina, 24 at ETSU, 26 against Mercer and 21 against N.C. A&T ... Alonso ranks 12th in NCAA Division I in 3-point shooting at 45.7 percent and his 63 made 3-pointers rank 34th in the nation ... Additionally, he is shooting 89.2 (66-of-74) from the free throw line.

Alonso enters Saturday's game with 148 career 3-pointers made in his young career ... He is just outside the top 10 in career 3-pointer made at UNCG by six shots ... Scott Hartzell owns the UNCG career record with 309 makes from 1993-96.

7. Derrick Nix (1995-98)	166
8. Ricky Hickman (2004-07)	163
9. Kendall Toney (2006-10)	155
10. Trevis Simpson (2010-13)	154
10. Skeet Woolard (1993-96)	154

Also, Alonso hit 85 3-pointers last season, ranking third all-time in UNCG history in made 3-pointers in a single season (Hartzell, 93; Nicholas Paulos 91) ... He has already hit 63 3-pointers this season, six outside of the top 10 for single season makes currently held by Paulos in 2013-14 with 69.

TALE OF THE TAPE (2016-17 OVERALL STATS)

	UNCG/SoCon	Samford/SoCon
Scoring Offense	75.1/6th	78.3/4th
Scoring Defense	69.4/5th	73.4/7th
Scoring Margin	+5.7/4th	+4.9/5th
Free Throw %	.718 (301-of-419)/6th	.739 (417-of-564)/4th
Field Goal %	.464 (646-of-1393)/6th	.464 (604-of-1302)/5th
Field Goal Defense	.435 (573-of-1316)/6th	.427 (606-of-1221)/4th
Three-Point FG %	.390 (209-of-536)/3rd	.393 (176-of-448)/2nd
Three-Point FG Defense	.365 (184-of-504)/8th	.328 (180-of-548)/2nd
Three-Point FG Made	8.7/5th	7.7/7th
Rebounding Offense	35.6/6th	36.1/4th
Rebounding Defense	31.2/1st	35.8/7th
Rebounding Margin	+4.5/3rd	+0.3/6th
Offensive Rebounds/Game	11.9/3rd	9.5/8th
Defensive Rebounds/Game	23.8/6th	26.7/2nd
Blocked Shots Per Game	3.4/4th	2.1/8th
Assists Per Game	15.0/6th	16.4/3rd
Steals Per Game	7.5/4th	6.8/6th
Turnover Margin	+0.3/5th	-0.2/6th
Assist/Turnover Ratio	1.0/6th	1.2/2nd

Scouting The Spartans . . .

The Spartans enter Saturday's game with a 16-8 overall record and a 7-4 mark in Southern Conference play ... UNCG has dropped three straight, falling from first place to fourth place, just a half game in front of Samford ... The Spartans are 4-4 on the year on the road, including 3-2 in SoCon play but have dropped their last two road games at Wofford and at Chattanooga ... UNCG is averaging 75.1 points per game while allowing 69.4 points per game ... The Spartans are shooting 46.4 percent (646-of-1393) from the field and 39 percent (209-of-536) from 3-point land ... Opponents are shooting 43.5 percent (573-of-1316) from the field and 36.5 percent (184-of-504) from distance.

Sophomore guard **Francis Alonso** leads the team in scoring at 13.6 points per game ... Alonso leads the team with 63 made 3-pointers, connecting on 45.7 percent ... He is shooting 89.2 percent (66-of-74) from the free throw line ... Senior guard **Diante Baldwin** is second on the team in scoring at 12.8 points per game ... Baldwin is shooting 37.8 percent (28-of-74) from 3-point land and 78.4 percent (58-of-74) from the free throw line ... He leads the team

with 100 assists and 46 steals.

Senior center **R.J. White** rounds out the Spartans in double figure scoring at 11.8 points per game ... White is second on the team with 6.3 rebounds per game ... He is shooting 54.4 percent (111-of-204) from the field ... Junior forward **Marvin Smith** chips in 9.6 points and 4.6 rebounds per game ... Smith is second on the team with 36 3-pointers, hitting 31.6 percent.

Sophomore guard **Demetrius Troy** is third on the team with 34 made 3-pointers, hitting 40.5 percent while averaging 8.2 points per game ... Redshirt freshman forward **James Dickey** leads the team with 6.5 rebounds per game and a team-high 57 offensive rebounds.

Scouting The Bulldogs . . .

Samford enters Saturday's game with a 15-8 overall record and a 6-4 mark in Southern Conference play, a half game behind UNCG ... The Bulldogs have won two straight games with wins at VMI and at home to Western Carolina ... In SoCon play, Samford is just 2-3 at home while owning a 4-1 road record in league play ... The Bulldogs are averaging 78.3 points per game while allow-



2016-17 UNCG MEN'S BASKETBALL



ing 73.4 points per game ... Samford is shooting 46.4 percent (604-of-1302) from the field and 39.3 percent (176-of-448) from 3-point land ... Opponents are shooting 42.7 percent (606-of-1418) from the field and 32.8 percent (180-of-548) from distance.

Darius Denzel-Dyson leads the team in scoring at 15.0 points per game and is second on the team with 5.2 rebounds per game ... Denzel-Dyson leads the team with 53 made 3-pointers, hitting 48.2 percent ... Wyatt Walker is second on the team in scoring at 12.8 points per game and leads the league on the glass with 10.0 caroms per game ... Walker is shooting 57.3 percent (102-of-178) from the field and 75.4 percent (89-of-118) from the free throw line.

Alex Thompson is third on the team in scoring at 11.1 points per game ... Thompson ranks second on the team with 44 made 3-pointers, hitting 41.1 percent ... Christen Cunningham rounds out the double figure scorers 10.4 points per game and leads the team with 148 assists ... Josh Sharkey chips in 9.1 points and 98 assists off the bench.

Home, Sweet Home ...

The Greensboro Coliseum has been the full-time home of the Spartans since the 2009-10 season ... UNCG is off to an 10-4 start at home this year and the Spartans posted a 12-4 record last season ... The Spartans are 22-8 over the last two years, a 73.3 winning percentage ... In fact, over the past 20 games at the Greensboro Coliseum the Spartans are 16-4 (80%) with the losses coming to Atlantic Coast Conference members Virginia, Wake Forest, Samford and Furman.

Going Streaking ...

The Spartans had their six-game winning streak snapped with the loss at Wofford ... Their streak included wins over Chattanooga, Western Carolina, ETSU, VMI, Mercer and The Citadel ... UNCG also had a six-game winning streak earlier this season with wins over North Dakota State, Navy, Belmont Abbey, N.C. A&T, Liberty and Mars Hill ... This marks the first time since in pro-

TALE OF THE TAPE - SoCON ONLY (2016-17 SoCON STATS)

	UNCG/SoCon	Samford/SoCon
Scoring Offense	76.2/5th	78.5/4th
Scoring Defense	76.5/6th	76.5/6th
Scoring Margin	-0.3/7th	+2.0/6th
Free Throw %	.761 (172-of-226)/2nd	.755 (200-of-265)/5th
Field Goal %	.477 (291-of-610)/4th	.470 (258-of-549)/5th
Field Goal Defense	.441 (286-of-649)/5th	.429 (267-of-622)/4th
Three-Point FG %	.380 (84-of-221)/3rd	.385 (69-of-179)/2nd
Three-Point FG Defense	.367 (94-of-256)/8th	.362 (88-of-243)/6th
Three-Point FG Made	7.6/5th	6.9/7th
Rebounding Offense	35.1/3rd	34.1/6th
Rebounding Defense	31.7/4th	35.2/8th
Rebounding Margin	+3.4/3rd	-1.1/7th
Offensive Rebounds/Game	10.5/4th	8.7/t-9th
Defensive Rebounds/Game	24.6/6th	25.4/5th
Blocked Shots Per Game	3.5/4th	2.6/6th
Assists Per Game	13.3/7th	15.0/2nd
Steals Per Game	5.7/8th	7.3/4th
Turnover Margin	-2.82/10th	-0.9/7th
Assist/Turnover Ratio	0.8/8th	1.1/4th

gram history that UNCG has posted two winning streaks of at least six games in a single season in the NCAA Division I era ... UNCG accomplished the feat while a member of the NCAA Division III in 1986-87 with a six-game winning streak and an 11-game winning streak.

The six-game winning streak earlier this year was tied for the seventh-longest winning streak in program history and longest since winning seven straight in the 2011-12 season from Jan. 12-Feb. 4 ... The six-game winning streak marks the fourth longest winning streak as an NCAA Division I program (first season 1991) ... The Spartans became the first UNCG team in the Division I era to post a six-game winning streak during non-conference play ... The Spartans longer streaks overall have come during league play or a combination of non-conference and conference action.

On The Glass ...

The Spartans enter Saturday's game with a +4.5 rebounding advantage through 23 games, ranking third in the Southern Conference ... UNCG has out-rebounded or been tied on the glass in 18 out of 24 games this season with the exceptions coming against No. 6 Vir-

ginia, Chattanooga (twice), VMI, Wofford and Furman ... Additionally, the Spartans rank third in the SoCon on the offensive glass, grabbing 11.9 offensive rebound per game and first overall in rebounding defense holding opponents to 31.2 rebounds per game.

The Spartans have three players ranked in the top 20 on the glass in the SoCon ... Redshirt freshman **James Dickey** leads the team and ranks sixth in the league with 6.5 rebounds per game ... Senior **R.J. White** is second on the team and eighth in the SoCon at 6.3 rebounds per game ... Junior **Jordy Kuiper** adds 5.4 rebounds per game, ranking 13th overall.

White's Scoring History ...

Senior center **R.J. White** became the 22nd player in UNCG men's basketball history to reach the 1,000-career point mark last season, earning the honors in the second round of the CBI ... White enters Saturday's game 12th all-time in scoring at 1,291 points ... He took over 12th place at Wofford, surpassing Ben Stywall.

- 11. Ron Sheppard (1986-89) 1321
- 12. R.J. White (2013-Present) 1291



2016-17 UNCG MEN'S BASKETBALL



- 13. Ben Stywall (2007-10) 1245
- 14. Mikko Koivisto (2007-10) 1178

Additionally, White is fifth all-time in program history with 795 rebounds, surpassing Demetrius Cherry at Georgetown ... Eric Cuthrell (1993-96) is fourth all-time with 859 career rebounds.

Lending A Helping Hand . . .

Senior guard **Diante Baldwin** enters Saturday's game sixth all-time in program history with 388 assists in his career ... Baldwin recently surpassed Ronnie Taylor for sixth place as Taylor had 332 assists from 2001-04.

- 1. Courtney Eldridge (1999-02) 584
- 2. Scott Hartzell (1993-96) 552
- 3. Dwayne Johnson (2005-08) 427
- 4. Derrick Nix (1994-97) 421
- 5. William Powell (1983-86) 414
- 6. Diante Baldwin (2013-17) 388**

Non-Conference Strength . . .

The Spartans nine wins during non-conference play is the most wins for the Spartans as and NCAA Division I school in non-conference while their .692 winning percentage is this second-best in program history ... The Spartans posted a 7-3 non-conference record in 1994-95 and went 7-3 in 2004-05 ... In fact, this year's team marks the first winning record in non-conference play since the 2007-08 season.

Offensive Explosion . . .

The Spartans broke out for 108 points in a 108-56 victory over NCAA Division II member Mars Hill ... The 108 points are the most this season and the most for UNCG since scoring 110 points against Chattanooga Jan. 27, 2011 ... The 52-point victory over the Lions marked the largest margin of victory for the Spartans as a NCAA Division I program ... Additionally, it is third largest victory in program history overall, falling short of two victories over Piedmont Bible in 1985 (66) and 1983 (60).

The Spartans connected on 18-of-27 (66.7%) from 3-point land in the victory ... The 18 made 3-pointers are the second most in a single game in program history, trailing only the 20 made against Chattanooga in 2013.

Breakout For Troy . . .

Sophomore guard **Demetrius Troy** is averaging 8.8 points per game this season ... Troy made his second career start against VMI, scoring a career-high 20 points ... Troy is shooting 43.4 percent (33-of-76) from 3-point land on the season and is second on the team with 79 assists ... He scored a season-high 15 points and dished out six assists against Navy ... He followed that up with a career-high eight assists against Belmont Abbey ... He scored 11 points and handed out five against the Aggies ... He scored 12 points and dished out five assists against Mars Hill ... Troy scored a 18 points in 23 minutes off the bench against The Citadel ... He added 12 points in the second meeting with The Citadel.

20-Something Scorers . . .

The Spartans had two players score 20 or more points in a game twice this season -- once against North Carolina A&T and once against VMI ... Sophomore guard **Francis Alonso** scored 21 points and senior guard **Diante Baldwin** added 20 points against the Aggies ... Baldwin combined with sophomore guard **Demetrius Troy** against the Keydets as both players scored 20 points apiece.

Returning Strength . . .

The Spartans return four of their five starters from last season's postseason squad ... The Spartans return 75.9 percent of its scoring from last year and 78.8 percent of its rebounding ... The Spartans are the only team in the Southern Conference to return three full-year players who averaged double figures scoring on the year ... Sophomore guard **Francis Alonso** leads the way with 13.0 points per while seniors **R.J. White** and Diante Baldwin averaged 12.2 and 11.6 points per game last year, respectively.

Spaniard's Summer Success . . .

This summer, sophomore guard **Francis Alonso** was team captain for his home country of Spain and guided it to the championship of the 2016 FIBA U20 European Championship in Helsinki, Finland ... Alonso was named to

the Championship's All-Star Five team as one of the top players in the event ... Alonso averaged 13.0 points, 3.7 assists and 3.4 rebounds per game in the event as he started all seven games, averaging 28.3 minutes per game ... He picked up his play even more in knockout play after the group stage, averaging 17.3 points and 4.0 assists per game in the final four games of the event.

Alonso scored in double figures five times, including the last four games in Finland ... He scored 11 points, grabbed six rebounds and handed out five assists in the championship game against Lithuania ... He turned in his top performance in the quarterfinals, scoring 26 points on 5-of-8 shooting from distance and 10-of-14 shooting from the field ... Alonso guided Spain to the championship game with a 22-point effort in the semifinals against Germany ... He connected on 11-of-11 from the free throw line in the game, while scoring the last seven points of the game for Spain to seal the victory.

Kaleb Hunter Signs NLI . . .

The Spartans signed high school standout Kaleb Hunter (Raleigh, N.C./Neuse Christian) to a national letter of intent Wednesday and he will join the program in the 2017-18 season ... Hunter is a standout at Neuse Christian Academy in Raleigh ... He was named to the NCISSA All-State as a junior as well as earning First Team All-Central District and All-Conference accolades ... He averaged 24.0 points per game, 9.1 rebounds per game and 4.1 assists per game for Neuse Christian, leading the Lions to a 19-12 record and an Elite 8 appearance in the NCISSA championship ... He was tabbed as the No. 5 recruit in the state of North Carolina for the class of 2017 by Prep Hoops North Carolina.



2016-17 UNCG MEN'S BASKETBALL



HEAD COACH WES MILLER



NORTH CAROLINA, 2007



Wes Miller is in his sixth season as the UNCG men's basketball coach in 2016-17 after taking over the reins of the program in December of 2011 on an interim basis. Miller has spent his first five years building a championship-mentality throughout the program and has laid the groundwork for future success. Miller signed a two-year contract extension on top of his two remaining years on his initial contract after the 2014-15 season. He is under contract with the Spartans through the 2018-19 season.

Miller, the 2012 Southern Conference Coach of the Year during his interim season, has led the Spartans to double digit wins in four out of the last five years breaking a streak of three straight seasons with eight or less wins (2008-2011). When he took over during the 2011-12 season, he led the Spartans to a 10-8 SoCon record and the SoCon North Division title as he was 11-11 overall that year.

This past season, he led the Spartans to a 15-19 overall record – their highest win total since the 2007-08 season. He guided UNCG to just its fourth postseason appearance in program history as the Spartans took part in the College Basketball Invitational (CBI), advancing to the quarterfinals. UNCG picked up its first-ever postseason win in program history with a 69-65 win over Houston Baptist at home at the Greensboro Coliseum

The Spartans finished the regular season with a 10-8 record in SoCon play, matching their win total in the league from 2011-12. UNCG was especially strong at home posting a 12-4 record, the highest win total since moving to the Greensboro Coliseum and the top mark for home wins since the 2000-01 season (12-6).

Junior center R.J. White and classmate Diante Baldwin were named to the All-SoCon Team last season. White led the conference and ranked 13th in NCAA Division I in field goal percentage at 61.6 percent while Baldwin was the only player in the league to rank in the top 20 in scoring and rebounding while ranking in the top five in assists and steals. Freshman Francis Alonso also burst onto the scene in 2015-16, setting the UNCG single-season scoring record for a freshman with 443 points on his way to All-Freshman Team accolades.

In 2014-15, the Spartans were hit hard by injuries from the outset of the year and played late in the year with just six available scholarship student-athletes. Despite the disadvantage, UNCG was still the only team in the SoCon with five different players averaging double figures in scoring, with four out of the five players set to return next year.

Additionally, the Spartans had two players join the illustrious 1,000-career point mark that season as junior Kayel Locke became the 19th member in early February and senior Nicholas Paulos joined the ranks later that month.

Miller led the Spartans to 14 wins in 2013-14, their highest-win total since 2007-08. Included in that mark was the program's first victory over an ACC school since 2007 and just their second victory all-time against the conference with a come-from-behind win at Virginia Tech. Freshman Tevon Saddler was named as the Southern Conference Player of the Year in 2013-14, the Spartans first such honor since Kyle Hines won the award in 2005.

Junior Kyle Cain was named First Team All-SoCon and Second Team All-Region last year. Cain became the second straight Spartan to sign a professional contract overseas, inking with Ramat Hasharon in Israel. Trevis Simpson is in his second year playing professionally in Greece after starring for the Spartans from 2011-2014.

Miller and his staff were very active on the recruiting trail in his first full season as the Spartans bringing in seven newcomers for the 2013-14 season, the first full recruiting class under Miller's tenure. The highly-touted class includes six freshmen and one transfer. The Spartans were aggressive in recruiting North Carolina where they signed three All-State selections, including Clay Byrd and Diante Baldwin.

Miller and his staff also built on their success recruiting from the Baltimore area as they signed the Maryland Player of the Year, Tevon Saddler, a year removed from signing another Baltimore area standout in top-returning scorer Kayel Locke.

Miller, who was the youngest head coach in NCAA Division I at the time of his hire, made the removal of the interim tag an easy decision as he was named the Southern Conference Coach of the Year after leading the Spartans to the SoCon North Division title at the end of the 2011-12 season.

Miller took control of the program Dec. 13, 2011 with the Spartans sitting at 2-8 and led them through one of the biggest turnarounds in program history. Miller guided the Spartans to an 11-11 record the rest of the season to finish with a 13-19 overall record, including a 10-8 mark in SoCon play.

The Spartans lost their first six games under Miller to fall to 2-14 on the season but the program made an 180-degree turnaround posting an 11-5 record down the stretch. UNCG posted a seven-game winning streak during league play, which included several dramatic victories. The Spartans carried that momentum into the conference tournament where they advanced to the SoCon semifinals for the first time since the 2007-08 season.

Miller, who also spent the 2010-11 season as an assistant coach at UNCG, is no stranger to the state of North Carolina. He played three seasons at the University of North Carolina and spent two seasons as an assistant coach at Elon and High Point. Miller also ran his own basketball camps in Charlotte and Greensboro for two summers.

In three seasons as a player at North Carolina under head coach and mentor Roy Williams, Miller helped the Tar Heels to the national championship in 2005, two Atlantic Coast Conference regular-season championships and one ACC Tournament title. He was team captain as a senior in 2006-07, leading UNC to 31 wins and the NCAA Elite 8 as well as the ACC regular-season and tournament titles, and a final No. 3 national ranking.

As a junior, Miller shot 44.1 percent from the 3-point line, which was seventh-best in a single season in the UNC record book. His 64 treys that season ranked eighth in the ACC. He earned the team's Defensive Player of the Year and Most Improved Player awards that season, as well.

A fan favorite at UNC, Miller authored a book entitled The Road to Blue Heaven, which was published as a diary of his experiences as a North Carolina basketball player. In addition to his success on the floor, Miller excelled off the court, earning ACC Academic Honor Roll recognition and the UNC Athletic Director's Scholar Athlete-Award. He earned his degree in political science from North Carolina in 2007.

Upon his graduation from North Carolina, Miller played one season of professional basketball for the London Capitals of the British Basketball League, where he averaged 19.6 points per game to rank eighth in the league.

Miller was a prep standout at the New Hampton School in New Hampshire. He earned a scholarship to James Madison University, where he played one season before transferring to North Carolina to become a walk-on for Roy Williams' squad.

Miller married the former Ashley Love in August 2011.

WES MILLER'S COACHING CAREER

Year	School	Position	Record
2016-17	UNCG	Head Coach	16-8
2015-16	UNCG	Head Coach	15-19
2014-15	UNCG	Head Coach	11-22
2013-14	UNCG	Head Coach	14-18
2012-13	UNCG	Head Coach	9-22
2011-12	UNCG	Interim Head Coach*	11-11
Head Coaching Career Record			76-101
* - Miller named interim head coach Dec. 13, 2011			
2011-12	UNCG	Assistant Coach	2-8
2010-11	UNCG	Assistant Coach	7-24
2009-10	High Point	Assistant Coach	15-15
2008-09	Elon	Assistant Coach	12-19



2016-17 UNCG MEN'S BASKETBALL



2016-17 NUMERICAL ROSTER

No.	Name	Pos.	Ht.	Wt.	Cl.	Exp.	Hometown/Previous School
0	Kylia Sykes	G/F	6-5	195	Fr.	HS	Washington, D.C./St. John's College
1	Marvin Smith Jr.	F	6-6	205	Jr.	2L	Richmond, Va./Fork Union Military Academy
2	Malik Massey	G	6-3	195	Fr.	HS	Charlotte, N.C./New Hampton Prep
3	Jelani Mofford	F	6-5	187	So.	1L	Mississauga, Ontario/Athlete Institute
4	Taqqi Muhammad	G	6-4	200	Fr.	RS	Richmond, Va./John Marshall
10	Francis Alonso	G	6-3	185	So.	1L	Malaga, Spain/Cushing Academy (Mass.)
11	Demetrius Troy	G	6-0	187	So.	1L	Raleigh, N.C./Word of God
13	Justin Jordan	G	6-3	185	Jr.	TR	Davidson, N.C./UW-Milwaukee
14	Kyrin Galloway	F	6-8	215	Fr.	HS	Milton, Ga./Milton
15	Garrett Collins	F	6-5	200	Jr.	2L	Asheville, N.C./Fishburne Military Academy
20	Diante Baldwin	G	6-0	191	Sr.	3L	Greensboro, N.C./High Point Christian
21	James Dickey	F	6-9	200	Fr.	RS	Raleigh, N.C./Word of God
22	Jack Konstanzer	G	5-11	165	Fr.	HS	Kill Devil Hills, N.C./First Flight
25	Lloyd Burgess	C	6-11	270	So.	1L	Durham, N.C./Christ School
32	Jordy Kuiper	F	6-9	250	Jr.	2L	Groningen, Netherlands/Canaries Basketball
33	RJ White	C	6-8	255	R-Sr.	3L	Frisco, Texas/Frisco

2016-17 ALPHABETICAL ROSTER

No.	Name	Pos.	Ht.	Wt.	Cl.	Exp.	Hometown/Previous School
10	Francis Alonso	G	6-3	185	So.	1L	Malaga, Spain/Cushing Academy (Mass.)
20	Diante Baldwin	G	6-0	191	Sr.	3L	Greensboro, N.C./High Point Christian
25	Lloyd Burgess	C	6-11	270	So.	1L	Durham, N.C./Christ School
15	Garrett Collins	F	6-5	200	Jr.	2L	Asheville, N.C./Fishburne Military Academy
21	James Dickey	F	6-9	200	Fr.	RS	Raleigh, N.C./Word of God
14	Kyrin Galloway	F	6-8	215	Fr.	HS	Milton, Ga./Milton
13	Justin Jordan	G	6-3	185	Jr.	TR	Davidson, N.C./UW-Milwaukee
22	Jack Konstanzer	G	5-11	165	Fr.	HS	Kill Devil Hills, N.C./First Flight
32	Jordy Kuiper	F	6-9	250	Jr.	2L	Groningen, Netherlands/Canaries Basketball
2	Malik Massey	G	6-3	195	Fr.	HS	Charlotte, N.C./New Hampton Prep
3	Jelani Mofford	F	6-5	187	So.	1L	Mississauga, Ontario/Athlete Institute
4	Taqqi Muhammad	G	6-4	200	Fr.	RS	Richmond, Va./John Marshall
1	Marvin Smith Jr.	F	6-6	205	Jr.	2L	Richmond, Va./Fork Union Military Academy
0	Kylia Sykes	G/F	6-5	195	Fr.	HS	Washington, D.C./St. John's College
11	Demetrius Troy	G	6-0	187	So.	1L	Raleigh, N.C./Word of God
33	RJ White	C	6-8	255	R-Sr.	3L	Frisco, Texas/Friscon.

Head Coach: Wes Miller, sixth season (North Carolina, 2007)

Associate Head Coach: Mike Roberts, fifth season (Indiana, 2005)

Assistant Coach: Chris Parsons, second season (Hofstra, 1996)

Assistant Coach: Andre Morgan, first season (North Georgia, 2010)

Director of Basketball Operations: Chris LePore (Belmont, 2014)

Graduate Manager: Tim Peete (Tulsa, 2014)

Graduate Manager: Tom Tankelewicz (Western Carolina, 2014)



2016-17 UNCG MEN'S BASKETBALL



2016-17 MISCELLANEOUS STATISTICS

2016-17 Game-By-Game Starting Lineups

11/11	Virginia	Baldwin	Alonso	Smith	Kuiper	White
11/14	Presbyterian	Baldwin	Alonso	Smith	Kuiper	White
11/18	at High Point	Baldwin	Alonso	Smith	Kuiper	White
11/19	vs. North Dakota St.	Baldwin	Alonso	Smith	Kuiper	White
11/20	vs. Navy	Baldwin	Alonso	Smith	Kuiper	White
11/25	Belmont Abbey	Baldwin	Alonso	Smith	Kuiper	White
11/29	N.C. A&T	Baldwin	Alonso	Smith	Kuiper	White
12/3	Liberty	Baldwin	Troy	Smith	Kuiper	White
12/5	Mars Hill	Baldwin	Alonso	Smith	Kuiper	White
12/9	Wake Forest	Baldwin	Alonso	Smith	Kuiper	White
12/14	Southern Wesleyan	Baldwin	Alonso	Smith	Kuiper	White
12/19	at UNC Asheville	Baldwin	Alonso	Smith	Kuiper	White
12/22	at Georgetown	Baldwin	Alonso	Smith	Kuiper	White
12/28	at The Citadel	Baldwin	Alonso	Smith	Kuiper	White
12/31	Samford	Baldwin	Alonso	Smith	Kuiper	White
1/2	Chattanooga	Baldwin	Alonso	Smith	Kuiper	White
1/7	Western Carolina	Baldwin	Alonso	Smith	Kuiper	White
1/12	at ETSU	Baldwin	Alonso	Smith	Kuiper	White
1/14	at VMI	Baldwin	Alonso	Troy	Kuiper	White
1/19	Mercer	Baldwin	Alonso	Smith	Kuiper	White
1/21	The Citadel	Baldwin	Alonso	Smith	Kuiper	White
1/25	at Wofford	Baldwin	Alonso	Smith	Kuiper	White
1/28	Furman	Baldwin	Alonso	Smith	Kuiper	White
2/2	at Chattanooga	Baldwin	Alonso	Smith	Kuiper	White
2/4	at Samford					
2/11	at Western Carolina					
2/15	Wofford					
2/18	at Furman					
2/22	at Mercer					
2/25	VMI					
2/27	ETSU					

Double-Figure Scoring Games

	2016-17	Career
R.J. White	12	62
Diante Baldwin	17	48
Francis Alonso	16	38
Marvin Smith	11	33
Demetrius Troy	8	13
Jordy Kuiper	6	8
James Dickey	5	5
Malik Massey	1	1
Kyrin Galloway	1	1

20 Points or More Scoring Games

	2016-17	Career
Francis Alonso	5	11
R.J. White	3	10
Diante Baldwin	3	5
Marvin Smith	1	3
Demetrius Troy	1	1

Double-Double Games

	2016-17	Career
R.J. White	1	10
Marvin Smith	1	4
James Dickey	2	2
Jordy Kuiper	1	2

Games Led UNCG In Scoring

	2016-17	Career
Francis Alonso	9	20
R.J. White	5	21
Diante Baldwin	4	11
Marvin Smith	5	9
Demetrius Troy	2	2
James Dickey	1	1

Games Led UNCG In Rebounding

	2016-17	Career
R.J. White	6	46
Marvin Smith	4	13
Diante Baldwin	2	11
James Dickey	8	8
Jordy Kuiper	6	7
Lloyd Burgess	0	2
Kyrin Galloway	1	1
Demetrius Troy	1	1

2016-17 MISCELLANEOUS STATISTICS

Largest Lead:

.....58 vs. Mars Hill (12/5/16)

Largest Deficit:

.....40 at Chattanooga (2/2/17)

Largest Margin of Victory

.....52 vs. Mars Hill (12/5/16)

Largest Margin of Defeat

.....25 vs. #7 Virginia (11/11/16)

Largest Halftime Lead:

.....33 vs. Mars Hill (12/5/16)

Largest Halftime Deficit:

.....25 vs. #7 Virginia (11/11/16)

Largest Halftime Deficit In Win:

.....6 vs. Chattanooga (1/2/17)

Largest Lead In Loss:

.....5 vs. Furman (1/28/17)

Largest Deficit In Win:

.....12 vs. Chattanooga (1/2/17)

Most Points Scored In A Half:

.....58 vs. Mars Hill (12/5/16)

Most Points Allowed In A Half:

.....42 vs #7 Viginia (11/11/16)

Most Points Scored In A Game:

.....108 vs. Mars Hill (12/5/16)

Most Points Allowed In A Game:

.....93 at Wofford (1/25/17)


Home Games	10-4
At Coliseum	9-4
At Fleming Gym	1-0
Away Games	4-4
Neutral Games	2-0
Conference Games	7-4
Non-Conference Games	9-4
Overtime Games	0-0
Games versus ranked opponents	0-1
Games decided by 5 points or less	4-1
Games decided by 6-10 points	4-2
Games decided by 11 or more points	8-5
When ahead at the half	14-0
When trailing at the half	1-8
When tied at the half	1-0
When outrebounding opponent	12-3
When outrebounded or tied	4-5
When scoring 90+ points	5-0
When scoring 80-89 points	3-0
When scoring 70-79 points	5-3
When scoring under 70 points	3-5
When opponent scores under 70	11-1
When opponent scores 70-79	3-5
When opponent scores 80-89	2-0
When opponent scores 90+	0-2

When shooting 45% or better	9-2
When shooting under 45%	7-6
When holding opponents under 45%	12-0

When opponent shoots over 45%	4-8
When shooting 70% or better from FT	8-7
When shooting under 70% from FT	8-1
When shooting 35% or better from 3	12-2
When shooting under 35% from 3	5-6
When opponent shoots 35%+ from 3	4-7
When opponent shoots >35% from 3	11-1
When hitting seven or more 3's	15-4
When hitting less than seven 3's	1-4
When opponent hits 7< 3's	7-8
When opponent hits >7 3's	9-0
When committing 15 or more to's	6-6
When committing less than 15 to's	10-2
When forcing 15 or more to's	8-2
When failing to force 15 turnovers	7-6
When handing out 15+ assists	10-0
When handing out >15 assists	6-8
When recording 6+ steals	13-5
When recording fewer than 6 steals	3-3
When UNCG bench outscores opp.	7-2
When UNCG bench is outscored or tied	9-6
When Alonso leads UNCG in scoring	7-2
When Smith leads UNCG in scoring	4-0
When Baldwin leads UNCG in scoring	3-1
When Troy leads UNCG in scoring	2-0
When White leads UNCG in scoring	0-5
When Dickey leads UNCG in scoring	1-1



2016-17 UNCG MEN'S BASKETBALL



Marvin Smith's Notebook

Posted a double-double with 14 points and 11 rebounds against Presbyterian ... Scored 12 points and grabbed seven rebounds against North Dakota State ... Scored 11 points and dished out three assists in 14 minutes against Belmont Abbey ... Scored a team-high 17 points and grabbed six rebounds against Liberty ... Tallied a career-high 23 points against Mars Hill in 20 minutes, including 21 points in the first half as he was 9-of-10 from the field and 5-of-6 from 3-point land ... Scored 15 points in 17 minutes against Southern Wesleyan ... Scored a team-high 16 points in 23 minutes at UNC Asheville, hitting 6-of-9 from the field ... Scored 17 points and grabbed eight rebounds at The Citadel ... Scored 10 points and grabbed five rebounds at ETSU ... Missed the VMI game due to an ankle injury ... Scored 10 points and grabbed nine rebounds against The Citadel.

#1
MARVIN SMITH
JUNIOR

SEASON HIGHS

Points 23 vs. Mars Hill (12/5/16)
Rebounds .. 11 vs. Presbyterian (11/14/16)
Assists 3, two times
Steals 3, two times
Blocks 3 vs. S. Wesleyan (12/14/16)
FG Made 9 vs. Mars Hill (12/5/16)
FG Att 14 vs. Presbyterian (11/14/16)
3FG Made 5 vs. Mars Hill (12/5/16)
3FG Att. 8 at High Point (11/18/16)
FT Made 6 vs. Liberty (12/3/16)
FT Att. 9 at The Citadel (12/28/16)

CAREER HIGHS

Points 23 vs. Mars Hill (12/5/16)
Rebounds 16 vs. The Citadel (2/25/16)
Assists 3, three times
Steals 3, five times
Blocks 3 vs. S. Wesleyan (12/14/16)
FG Made 9 vs. Mars Hill (12/5/16)
FG Att 17 at WCU (1/11/16)
3FG Made 5 vs. Mars Hill (12/5/16)
3FG Att. 9 vs. Navy (11/27/15)
FT Made 9 vs. Greensboro (11/14/15)
FT Att. 11 vs. Greensboro (11/14/15)

Opponent	Date	gs	min	Total		3-Pointers		Free throws		Rebounds				Scoring							
				fg-fga	pct	3fg-fga	pct	ft-fga	pct	off	def	tot	avg	pf	a	t/o	blk	stl	pts	avg	
VIRGINIA	11/11/16	*	30	4-8	.500	2-6	.333	0-0	.000	1	3	4	4.0	3	1	2	0	0	10	10.0	
PRESBYTERIAN	11/14/16	*	23	5-14	.357	2-7	.286	2-2	1.000	5	6	11	7.5	2	0	3	0	2	14	12.0	
at High Point	11/18/16	*	27	3-10	.300	2-8	.250	0-0	.000	3	2	5	6.7	4	2	1	0	1	8	10.7	
vs North Dakota State	11/19/16	*	28	4-8	.500	2-4	.500	2-2	1.000	5	2	7	6.8	1	0	0	0	2	12	11.0	
vs Navy	11/20/16	*	26	3-8	.375	2-5	.400	0-0	.000	2	3	5	6.4	3	2	2	0	2	8	10.4	
BELMONT ABBEY	11/25/16	*	14	4-10	.400	2-7	.286	1-2	.500	1	2	3	5.8	2	3	0	1	1	11	10.5	
NORTH CAROLINA A&T	11/29/16	*	16	0-8	.000	0-6	.000	0-0	.000	0	2	2	5.3	3	1	0	2	1	0	9.0	
LIBERTY	12/03/16	*	32	5-10	.500	1-4	.250	6-7	.857	1	5	6	5.4	2	0	0	0	1	17	10.0	
MARS HILL	12/05/16	*	20	9-10	.900	5-6	.833	0-0	.000	1	1	2	5.0	3	0	2	0	3	23	11.4	
WAKE FOREST	12/09/16	*	23	2-8	.250	1-4	.250	2-2	1.000	2	4	6	5.1	3	0	0	1	3	7	11.0	
SOUTHERN WESLEYAN	12/14/16	*	17	6-10	.600	2-6	.333	1-2	.500	0	2	2	4.8	0	3	0	3	1	15	11.4	
at AVL	12/19/16	*	23	6-9	.667	3-5	.600	1-2	.500	0	4	4	4.8	4	1	3	1	2	16	11.8	
at Georgetown	12/22/16	*	21	0-5	.000	0-3	.000	1-2	.500	2	1	3	4.6	5	0	0	0	0	1	10.9	
at The Citadel	12/28/16	*	32	5-8	.625	2-4	.500	5-9	.556	1	7	8	4.9	3	2	4	0	0	17	11.4	
SAMFORD	12/31/16	*	26	2-9	.222	1-5	.200	2-2	1.000	2	4	6	4.9	5	1	0	0	0	7	11.1	
CHATTANOOGA	01/02/17	*	32	2-7	.286	2-4	.500	2-2	1.000	4	2	6	5.0	2	1	2	0	1	8	10.9	
WESTERN CAROLINA	01/07/17	*	28	1-8	.125	0-6	.000	2-2	1.000	0	1	1	4.8	2	2	2	0	2	4	10.5	
at ETSU	01/12/17	*	31	2-5	.400	2-2	1.000	4-4	1.000	0	5	5	4.8	3	1	3	2	0	10	10.4	
at VMI	01/14/17	dnp																			
MERCER	01/19/17	*	31	2-10	.200	2-6	.333	0-1	.000	2	2	4	4.7	3	2	1	2	1	6	10.2	
THE CITADEL	01/21/17	*	32	3-8	.375	1-6	.167	3-3	1.000	2	7	9	5.0	2	1	3	0	1	10	10.2	
at Wofford	01/25/17	*	28	1-5	.200	1-5	.200	0-0	.000	0	2	2	4.8	4	1	2	0	1	3	9.9	
FURMAN	01/28/17	*	15	1-4	.250	1-3	.333	2-2	1.000	1	0	1	4.6	5	0	2	1	0	5	9.6	
at Chattanooga	02/02/17	*	25	4-8	.500	0-2	.000	0-1	.000	2	1	3	4.6	2	1	3	1	0	8	9.6	
Totals			23	580	74-190	.389	36-114	.316	36-47	.766	37	68	105	4.6	66	25	35	16	23	220	9.6

Games played: 23
 Minutes/game: 25.2
 Points/game: 9.6
 FG Pct: 38.9
 3FG Pct: 31.6
 FT Pct: 76.6

Rebounds/game: 4.6
 Assists/game: 1.1
 Turnovers/game: 1.5
 Assist/turnover ratio: 0.7
 Steals/game: 1.0
 Blocks/game: 0.7

MARVIN SMITH'S CAREER STATISTICS

Season	gp-gs	min/avg	Total		3-Point		F-Throws		Rebounds				Scoring							
			fg-fga	pct	fg-fga	pct	ft-fga	pct	off	def	tot	avg	pf	fo	ast	to	blk	stl	pts	avg
2014-15	21-10	379/18.0	34-117	.291	15-45	.333	15-26	.577	26	33	59	2.8	54	4	9	15	4	8	98	4.7
2015-16	34-33	908/26.7	108-300	.360	55-171	.322	47-70	.671	40	147	187	5.5	106	2	20	39	15	41	318	9.4
2016-17	23-23	580/25.2	74-190	.389	36-114	.316	36-47	.766	37	68	105	4.6	66	3	25	35	16	23	220	9.6
TOTAL	78-66	1867/23.9	216-607	.356	106-330	.321	98-143	.685	103	248	351	4.5	226	9	54	89	35	72	636	8.2



2016-17 UNCG MEN'S BASKETBALL



Malik Massey's Notebook

Scored seven points on 3-of-3 shooting against Navy ... Notched five points against Liberty ... Scored a career-high 11 points against Mars Hill on 4-of-5 shooting from the field, including a pair of 3-pointers ... Added eight points against Southern Wesleyan, hitting 3-of-4 from the field including both 3-pointers.

#2

MALIK MASSEY

FRESHMAN

SEASON HIGHS

Points 11 vs. Mars Hill (12/5/16)
Rebounds 3, four times
Assists 3, three times
Steals 2, two times
Blocks n/a
FG Made 4 vs. Mars Hill (12/5/16)
FG Att 7 vs. Belmont Abbey (11/25/16)
3FG Made 2, three times
3FG Att 3, four times
FT Made 4 vs. Samford (12/31/16)
FT Att 4, two times

CAREER HIGHS

Points 11 vs. Mars Hill (12/5/16)
Rebounds 3, two times
Assists 3, three times
Steals 2, two times
Blocks n/a
FG Made 4 vs. Mars Hill (12/5/16)
FG Att 7 vs. Belmont Abbey (11/25/16)
3FG Made 2, three times
3FG Att 3, four times
FT Made 4 vs. Samford (12/31/16)
FT Att 4, two times

Opponent	Date	gs	min	Total		3-Pointers		Free throws		Rebounds				pf	a	t/o	blk	stl	pts	avg
				fg-fga	pct	3fg-fga	pct	ft-fa	pct	off	def	tot	avg							
VIRGINIA	11/11/16	23	2-6	.333	0-3	.000	2-4	.500	0	1	1	1.0	2	1	0	0	0	6	6.0	
PRESBYTERIAN	11/14/16	19	2-5	.400	2-3	.667	0-0	.000	0	1	1	1.0	0	0	1	0	1	6	6.0	
at High Point	11/18/16	13	0-1	.000	0-0	.000	0-0	.000	0	1	1	1.0	0	1	1	0	1	0	4.0	
vs North Dakota State	11/19/16	10	1-2	.500	1-2	.500	0-0	.000	0	0	0	0.8	0	0	0	0	0	3	3.8	
vs Navy	11/20/16	14	3-3	1.000	1-1	1.000	0-0	.000	0	2	2	1.0	2	1	1	0	0	7	4.4	
BELMONT ABBEY	11/25/16	28	2-7	.286	0-3	.000	0-0	.000	1	0	1	1.0	2	2	2	0	1	4	4.3	
NORTH CAROLINA A&T	11/29/16	17	2-7	.286	2-5	.400	0-0	.000	0	0	0	0.9	1	0	1	0	1	6	4.6	
LIBERTY	12/03/16	15	2-3	.667	1-2	.500	0-0	.000	0	2	2	1.0	0	1	0	0	0	5	4.6	
MARS HILL	12/05/16	24	4-5	.800	2-3	.667	1-3	.333	0	3	3	1.2	1	3	1	0	2	11	5.3	
WAKE FOREST	12/09/16	13	1-3	.333	1-1	1.000	0-0	.000	0	1	1	1.2	1	3	2	0	0	3	5.1	
SOUTHERN WESLEYAN	12/14/16	21	3-4	.750	2-2	1.000	0-0	.000	0	1	1	1.2	0	2	0	0	0	8	5.4	
at AVL	12/19/16	14	0-1	.000	0-0	.000	0-0	.000	0	0	0	1.1	0	1	0	0	0	0	4.9	
at Georgetown	12/22/16	14	2-3	.667	1-1	1.000	0-0	.000	0	0	0	1.0	1	0	1	0	2	5	4.9	
at The Citadel	12/28/16	23	0-4	.000	0-0	.000	1-3	.333	0	3	3	1.1	1	3	2	0	2	1	4.6	
SAMFORD	12/31/16	18	0-2	.000	0-1	.000	4-4	1.000	0	0	0	1.1	2	2	2	0	1	4	4.6	
CHATTANOOGA	01/02/17	12	0-1	.000	0-0	.000	0-0	.000	0	0	0	1.0	2	1	1	0	0	0	4.3	
WESTERN CAROLINA	01/07/17	16	3-3	1.000	2-2	1.000	1-1	1.000	1	2	3	1.1	2	1	0	0	1	9	4.6	
at ETSU	01/12/17	14	1-2	.500	1-1	1.000	0-0	.000	0	1	1	1.1	1	1	2	0	0	3	4.5	
at VMI	01/14/17	23	1-5	.200	1-3	.333	0-0	.000	0	0	0	1.1	1	1	0	0	1	3	4.4	
MERCER	01/19/17	16	0-2	.000	0-1	.000	0-0	.000	0	0	0	1.0	3	0	0	0	0	0	4.2	
THE CITADEL	01/21/17	18	0-5	.000	0-3	.000	1-2	.500	0	3	3	1.1	0	1	0	0	0	1	4.0	
at Wofford	01/25/17	8	1-3	.333	1-2	.500	0-0	.000	0	0	0	1.0	1	0	0	0	0	3	4.0	
FURMAN	01/28/17	21	1-2	.500	1-1	1.000	0-0	.000	0	0	0	1.0	1	1	1	0	0	3	4.0	
at Chattanooga	02/02/17	21	2-4	.500	2-2	1.000	0-0	.000	0	0	0	1.0	0	0	0	0	1	6	4.0	
Totals		0	415	33-83	.398	21-42	.500	10-17	.588	2	21	23	1.0	24	26	18	0	14	97	4.0

Games played: 24
 Minutes/game: 17.3
 Points/game: 4.0
 FG Pct: 39.8
 3FG Pct: 50.0
 FT Pct: 58.8

Rebounds/game: 1.0
 Assists/game: 1.1
 Turnovers/game: 0.8
 Assist/turnover ratio: 1.4
 Steals/game: 0.6

MALIK MASSEY'S CAREER STATISTICS

Season	gp-gs	min/avg	Total		3-Point		F-Throws		Rebounds				Scoring							
			fg-fga	pct	fg-fga	pct	ft-fa	pct	off	def	tot	avg	pf	fo	ast	to	blk	stl	pts	avg
2016-17	24-0	415/17.3	33-83	.398	21-42	.500	10-17	.588	2	21	23	1.0	24	0	26	18	0	14	97	4.0
TOTAL	24-0	415/17.3	33-83	.398	21-42	.500	10-17	.588	2	21	23	1.0	24	0	26	18	0	14	97	4.0



2016-17 UNCG MEN'S BASKETBALL



Jelani Mofford's Notebook

Scored three points against Mars Hill, hitting his first career 3-pointer ... Scored five points in seven minutes against Southern Wesleyan.

#3

JELANI MOFFORD

SOPHOMORE

SEASON HIGHS

Points 5 vs. S. Wesleyan (12/14/16)
Rebounds n/a
Assists 1 vs. Mars Hill (12/5/16)
Steals 1 vs. Mars Hill (12/5/16)
Blocks n/a
FG Made 2 vs. S. Wesleyan (12/14/16)
FG Att 4 vs. Mars Hill (12/5/16)
3FG Made 1, two times
3FG Att. 3 vs. Mars Hill (12/5/16)
FT Made n/a
FT Att. n/a

CAREER HIGHS

Points 5 vs. S. Wesleyan (12/14/16)
Rebounds 1 vs. Belmont Abbey (12/12/15)
Assists 1, two times
Steals 1, two times
Blocks n/a
FG Made 2 vs. S. Wesleyan (12/14/16)
FG Att 4 vs. Mars Hill (12/5/16)
3FG Made 1, two times
3FG Att. 3 vs. Mars Hill (12/5/16)
FT Made n/a
FT Att. n/a

Opponent	Date	gs	min	Total		3-Pointers		Free throws		Rebounds				pf	a	t/o	blk	stl	pts	avg
				fg-fga	pct	3fg-fga	pct	ft-fa	pct	off	def	tot	avg							
VIRGINIA	11/11/16	2		0-0	.000	0-0	.000	0-0	.000	0	0	0	0.0	0	0	0	0	0	0	0.0
PRESBYTERIAN	11/14/16	1		0-0	.000	0-0	.000	0-0	.000	0	0	0	0.0	0	0	0	0	0	0	0.0
at High Point	11/18/16	dnp		-	-	-	-	-	-	-	-	-	-	-	-	-	-	-	-	-
vs North Dakota State	11/19/16	dnp		-	-	-	-	-	-	-	-	-	-	-	-	-	-	-	-	-
vs Navy	11/20/16	dnp		-	-	-	-	-	-	-	-	-	-	-	-	-	-	-	-	-
BELMONT ABBEY	11/25/16	dnp		-	-	-	-	-	-	-	-	-	-	-	-	-	-	-	-	-
NORTH CAROLINA A&T	11/29/16	dnp		-	-	-	-	-	-	-	-	-	-	-	-	-	-	-	-	-
LIBERTY	12/03/16	dnp		-	-	-	-	-	-	-	-	-	-	-	-	-	-	-	-	-
MARS HILL	12/05/16	7	1-4	.250	1-3	.333	0-0	.000	0	0	0	0.0	2	1	1	0	1	3	1.0	
WAKE FOREST	12/09/16	dnp		-	-	-	-	-	-	-	-	-	-	-	-	-	-	-	-	-
SOUTHERN WESLEYAN	12/14/16	7	2-2	1.000	1-1	1.000	0-0	.000	0	0	0	0.0	1	0	0	0	0	5	2.0	
at AVL	12/19/16	dnp		-	-	-	-	-	-	-	-	-	-	-	-	-	-	-	-	-
at Georgetown	12/22/16	dnp		-	-	-	-	-	-	-	-	-	-	-	-	-	-	-	-	-
at The Citadel	12/28/16	dnp		-	-	-	-	-	-	-	-	-	-	-	-	-	-	-	-	-
SAMFORD	12/31/16	dnp		-	-	-	-	-	-	-	-	-	-	-	-	-	-	-	-	-
CHATTANOOGA	01/02/17	dnp		-	-	-	-	-	-	-	-	-	-	-	-	-	-	-	-	-
WESTERN CAROLINA	01/07/17	dnp		-	-	-	-	-	-	-	-	-	-	-	-	-	-	-	-	-
at ETSU	01/12/17	dnp		-	-	-	-	-	-	-	-	-	-	-	-	-	-	-	-	-
at VMI	01/14/17	dnp		-	-	-	-	-	-	-	-	-	-	-	-	-	-	-	-	-
MERCER	01/19/17	dnp		-	-	-	-	-	-	-	-	-	-	-	-	-	-	-	-	-
THE CITADEL	01/21/17	dnp		-	-	-	-	-	-	-	-	-	-	-	-	-	-	-	-	-
at Wofford	01/25/17	dnp		-	-	-	-	-	-	-	-	-	-	-	-	-	-	-	-	-
FURMAN	01/28/17	dnp		-	-	-	-	-	-	-	-	-	-	-	-	-	-	-	-	-
at Chattanooga	02/02/17	dnp		-	-	-	-	-	-	-	-	-	-	-	-	-	-	-	-	-
Totals		0	17	3-6	.500	2-4	.500	0-0	.000	0	0	0	0.0	3	1	1	0	1	8	2.0

Games played: 4
 Minutes/game: 4.3
 Points/game: 2.0
 FG Pct: 50.0
 3FG Pct: 50.0

Assists/game: 0.3
 Turnovers/game: 0.3
 Assist/turnover ratio: 1.0
 Steals/game: 0.3

JELANI MOFFORD'S CAREER STATISTICS

Season	gp-gs	min/avg	Total		3-Point		F-Throws		Rebounds				Scoring							
			fg-fga	pct	fg-fga	pct	ft-fa	pct	off	def	tot	avg	pf	fo	ast	to	blk	stl	pts	avg
2015-16	6-0	8/1.3	2-3	.667	0-0	.000	0-0	.000	0	1	1	0.2	1	0	1	0	0	1	4	0.7
2016-17	4-0	17/4.3	3-6	.500	2-4	.500	0-0	.000	0	0	0	0.0	3	0	1	1	0	1	8	2.0
TOTAL	10-0	25/2.5	5-9	.556	2-4	.500	0-0	.000	0	1	1	0.1	4	0	2	1	0	2	12	1.2



2016-17 UNCG MEN'S BASKETBALL



Taqqi Muhammad's Notebook

Scored his first career points against Belmont Abbey on an offensive rebound put-back ... Score five points in seven minutes against Mars Hill.

#4

TAQQI MUHAMMAD

R-FRESHMAN

SEASON HIGHS

Points 5 vs. Mars Hill (12/5/16)
Rebounds 2 vs. Belmont Abbey (11/25/16)
Assists1, two times
Steals1 vs. Belmont Abbey (11/25/16)
Blocksn/a
FG Made1, two times
FG Att2 vs. Belmont Abbey (11/25/16)
3FG Maden/a
3FG Att.1 vs. Belmont Abbey (11/25/16)
FT Made..... 3 vs. Mars Hill (12/5/16)
FT Att...... 3 vs. Mars Hill (12/5/16)

CAREER HIGHS

Points 5 vs. Mars Hill (12/5/16)
Rebounds 2 vs. Belmont Abbey (11/25/16)
Assists1, two times
Steals1 vs. Belmont Abbey (11/25/16)
Blocksn/a
FG Made1, two times
FG Att2 vs. Belmont Abbey (11/25/16)
3FG Maden/a
3FG Att.1 vs. Belmont Abbey (11/25/16)
FT Made..... 3 vs. Mars Hill (12/5/16)
FT Att...... 3 vs. Mars Hill (12/5/16)

Opponent	Date	gs	min	Total		3-Pointers		Free throws		Rebounds				pf	a	t/o	blk	stl	pts	avg
				fg-fga	pct	3fg-fga	pct	ft-fa	pct	off	def	tot	avg							
VIRGINIA	11/11/16	6		0-0	.000	0-0	.000	0-0	.000	0	0	0	0.0	0	0	1	0	0	0	0.0
PRESBYTERIAN	11/14/16	dnp		-	-	-	-	-	-	-	-	-	-	-	-	-	-	-	-	-
at High Point	11/18/16	dnp		-	-	-	-	-	-	-	-	-	-	-	-	-	-	-	-	-
vs North Dakota State	11/19/16	dnp		-	-	-	-	-	-	-	-	-	-	-	-	-	-	-	-	-
vs Navy	11/20/16	2		0-0	.000	0-0	.000	0-0	.000	0	0	0	0.0	0	0	0	0	0	0	0.0
BELMONT ABBEY	11/25/16	6		1-2	.500	0-1	.000	0-1	.000	1	1	2	0.7	0	1	0	0	1	2	0.7
NORTH CAROLINA A&T	11/29/16	dnp		-	-	-	-	-	-	-	-	-	-	-	-	-	-	-	-	-
LIBERTY	12/03/16	dnp		-	-	-	-	-	-	-	-	-	-	-	-	-	-	-	-	-
MARS HILL	12/05/16	7		1-1	1.000	0-0	.000	3-3	1.000	0	1	1	0.8	1	1	2	0	0	5	1.8
WAKE FOREST	12/09/16	dnp		-	-	-	-	-	-	-	-	-	-	-	-	-	-	-	-	-
SOUTHERN WESLEYAN	12/14/16	dnp		-	-	-	-	-	-	-	-	-	-	-	-	-	-	-	-	-
at AVL	12/19/16	dnp		-	-	-	-	-	-	-	-	-	-	-	-	-	-	-	-	-
at Georgetown	12/22/16	dnp		-	-	-	-	-	-	-	-	-	-	-	-	-	-	-	-	-
at The Citadel	12/28/16	dnp		-	-	-	-	-	-	-	-	-	-	-	-	-	-	-	-	-
SAMFORD	12/31/16	dnp		-	-	-	-	-	-	-	-	-	-	-	-	-	-	-	-	-
CHATTANOOGA	01/02/17	dnp		-	-	-	-	-	-	-	-	-	-	-	-	-	-	-	-	-
WESTERN CAROLINA	01/07/17	dnp		-	-	-	-	-	-	-	-	-	-	-	-	-	-	-	-	-
at ETSU	01/12/17	dnp		-	-	-	-	-	-	-	-	-	-	-	-	-	-	-	-	-
at VMI	01/14/17	dnp		-	-	-	-	-	-	-	-	-	-	-	-	-	-	-	-	-
MERCER	01/19/17	dnp		-	-	-	-	-	-	-	-	-	-	-	-	-	-	-	-	-
THE CITADEL	01/21/17	dnp		-	-	-	-	-	-	-	-	-	-	-	-	-	-	-	-	-
at Wofford	01/25/17	dnp		-	-	-	-	-	-	-	-	-	-	-	-	-	-	-	-	-
FURMAN	01/28/17	dnp		-	-	-	-	-	-	-	-	-	-	-	-	-	-	-	-	-
at Chattanooga	02/02/17	dnp		-	-	-	-	-	-	-	-	-	-	-	-	-	-	-	-	-
Totals		0	21	2-3	.667	0-1	.000	3-4	.750	1	2	3	0.8	1	2	3	0	1	7	1.8

Games played: 4
 Minutes/game: 5.3
 Points/game: 1.8
 FG Pct: 66.7
 3FG Pct: 0.0
 FT Pct: 75.0

Rebounds/game: 0.8
 Assists/game: 0.5
 Turnovers/game: 0.8
 Assist/turnover ratio: 0.7
 Steals/game: 0.3

TAQQI MUHAMMAD'S CAREER STATISTICS

Season	gp-gs	min/avg	Total		3-Point		F-Throws		Rebounds				Scoring							
			fg-fga	pct	fg-fga	pct	ft-fa	pct	off	def	tot	avg	pf	fo	ast	to	blk	stl	pts	avg
2015-16	3-0	5/1.7	0-2	.000	0-1	.000	0-0	.000	0	1	1	0.3	2	0	0	0	0	0	0	0.0
2016-17	4-0	21/5.3	2-3	.667	0-1	.000	3-4	.750	1	2	3	0.8	1	0	2	3	0	1	7	1.8
TOTAL	7-0	26/3.7	2-5	.400	0-2	.000	3-4	.750	1	3	4	0.6	3	0	2	3	0	1	7	1.0



2016-17 UNCG MEN'S BASKETBALL



Francis Alonso's Notebook

Scored a team-high 14 points against No. 7 Virginia ... Scored a team-high 16 point against North Dakota State, hitting 4-of-9 from 3-point land ... Posted a team-high 17 points against Belmont Abbey in 20 minutes, hitting 5-of-7 from 3-point land ... Scored a team-high 21 points and dished out seven rebounds against N.C. A&T, hitting 5-of-8 from 3-point land ... Came off the bench for the first time in the season against Liberty and scored 15 points, including 10-of-10 from the free throw line ... Hit 5-of-7 from 3-point land against UNC Asheville to finish with 15 points ... Scored a career-high 26 points in the Spartans' victory over Chattanooga, scoring 20 in the second half ... Scored 21 points in 22 minutes against Western Carolina, hitting 8-of-11 from the field ... Scored 24 points at ETSU, hitting 7-of-10 from the field and 7-of-8 from the free throw line ... Led the Spartans with 26 against Mercer, hitting 7-of-9 from the field and 8-of-9 from the free throw line.

#10

FRANCIS ALONSO

SOPHOMORE

SEASON HIGHS

Points26, two times
Rebounds 4, four times
Assists 7 vs. N.C. A&T (11/29/16)
Steals2, two times
Blocks1, two times
FG Made 8, three times
FG Att 14, two times
3FG Made 5, three times
3FG Att 9 vs. NDSU (11/19/16)
FT Made 10 vs. Liberty (12/3/16)
FT Att 10 vs. Liberty (12/3/16)

CAREER HIGHS

Points26, two times
Rebounds5, two times
Assists7 vs. VMI (1/17/16)
Steals 3 vs. The Citadel (2/25/16)
Blocks1, seven times
FG Made9 vs. VMI (1/17/16)
FG Att17 at N.C. A&T (12/2/15)
3FG Made7 at N.C. A&T (12/2/15)
3FG Att13 at N.C. A&T (12/2/15)
FT Made10, two times
FT Att 12 vs. ETSU (2/6/16)

Opponent	Date	gs	min	Total		3-Pointers		Free throws		Rebounds				pf	a	t/o	blk	stl	pts	avg	
				fg-fga	pct	3fg-fga	pct	ft-fa	pct	off	def	tot	avg								
VIRGINIA	11/11/16	*	32	3-10	.300	2-4	.500	6-6	1.000	0	0	0	0.0	2	0	3	0	2	14	14.0	
PRESBYTERIAN	11/14/16	*	27	2-7	.286	1-6	.167	0-0	.000	0	3	3	1.5	1	3	2	0	1	5	9.5	
at High Point	11/18/16	*	31	4-13	.308	2-8	.250	1-2	.500	0	0	0	1.0	3	1	4	0	1	11	10.0	
vs North Dakota State	11/19/16	*	35	6-14	.429	4-9	.444	0-0	.000	0	2	2	1.3	2	1	1	0	1	16	11.5	
vs Navy	11/20/16	*	24	1-6	.167	1-5	.200	0-0	.000	0	0	0	1.0	5	2	1	0	0	3	9.8	
BELMONT ABBEY	11/25/16	*	20	5-7	.714	5-7	.714	2-3	.667	0	0	0	0.8	1	3	1	0	2	17	11.0	
NORTH CAROLINA A&T	11/29/16	*	30	8-12	.667	5-8	.625	0-0	.000	0	2	2	1.0	2	7	0	1	1	21	12.4	
LIBERTY	12/03/16		25	2-8	.250	1-4	.250	10-10	1.000	0	2	2	1.1	3	0	2	0	1	15	12.8	
MARS HILL	12/05/16	*	12	4-6	.667	4-6	.667	4-4	1.000	0	1	1	1.1	4	1	0	0	0	16	13.1	
WAKE FOREST	12/09/16	*	30	2-8	.250	2-7	.286	3-3	1.000	1	1	2	1.2	4	2	6	0	0	9	12.7	
SOUTHERN WESLEYAN	12/14/16	*	21	3-4	.750	3-4	.750	0-0	.000	1	2	3	1.4	1	2	1	0	1	9	12.4	
at AVL	12/19/16	*	31	5-9	.556	5-7	.714	0-1	.000	0	2	2	1.4	3	3	3	0	1	15	12.6	
at Georgetown	12/22/16	*	29	3-11	.273	0-5	.000	0-0	.000	1	2	3	1.5	2	2	2	0	0	6	12.1	
at The Citadel	12/28/16	*	23	4-7	.571	3-4	.750	0-1	.000	0	1	1	1.5	2	1	2	0	0	11	12.0	
SAMFORD	12/31/16	*	28	4-11	.364	3-9	.333	2-2	1.000	0	2	2	1.5	3	0	1	0	1	13	12.1	
CHATTANOOGA	01/02/17	*	30	8-14	.571	3-7	.429	7-7	1.000	0	4	4	1.7	0	1	2	0	1	26	12.9	
WESTERN CAROLINA	01/07/17	*	22	8-11	.727	4-7	.571	1-1	1.000	0	1	1	1.6	0	0	2	1	1	21	13.4	
at ETSU	01/12/17	*	32	7-10	.700	3-5	.600	7-8	.875	0	2	2	1.7	2	1	2	0	1	24	14.0	
at VMI	01/14/17	*	32	4-11	.364	3-7	.429	3-3	1.000	0	4	4	1.8	3	2	3	0	0	14	14.0	
MERCER	01/19/17	*	38	7-9	.778	4-6	.667	8-9	.889	0	4	4	1.9	3	1	1	0	0	26	14.6	
THE CITADEL	01/21/17	*	21	1-7	.143	1-5	.200	2-2	1.000	2	2	4	2.0	4	2	3	0	0	5	14.1	
at Wofford	01/25/17	*	31	3-6	.500	1-2	.500	7-8	.875	0	0	0	1.9	4	2	2	0	0	14	14.1	
FURMAN	01/28/17	*	28	3-9	.333	2-4	.500	1-1	1.000	0	1	1	1.9	2	1	2	0	0	9	13.9	
at Chattanooga	02/02/17	*	25	2-6	.333	1-2	.500	2-3	.667	0	0	0	1.8	3	2	1	0	1	7	13.6	
Totals			23	657	99-216	.458	63-138	.457	66-74	.892	5	38	43	1.8	59	40	47	2	16	327	13.6

Games played: 24
 Minutes/game: 27.4
 Points/game: 13.6
 FG Pct: 45.8
 3FG Pct: 45.7
 FT Pct: 89.2

Rebounds/game: 1.8
 Assists/game: 1.7
 Turnovers/game: 2.0
 Assist/turnover ratio: 0.9
 Steals/game: 0.7
 Blocks/game: 0.1

FRANCIS ALONSO'S CAREER STATISTICS

Season	gp-gs	min/avg	Total		3-Point		F-Throws		Rebounds				Scoring							
			fg-fga	pct	fg-fga	pct	ft-fa	pct	off	def	tot	avg	pf	fo	ast	to	blk	stl	pts	avg
2015-16	34-26	965/28.4	139-313	.444	85-215	.395	80-94	.851	8	52	60	1.8	67	3	61	66	5	18	443	13.0
2016-17	24-23	657/27.4	99-216	.458	63-138	.457	66-74	.892	5	38	43	1.8	59	1	40	47	2	16	327	13.6
TOTAL	58-49	1622/28.0	238-529	.450	148-353	.419	146-168	.869	13	90	103	1.8	126	4	101	113	7	34	770	13.3



2016-17 UNCG MEN'S BASKETBALL



Justin Jordan's Notebook

Saw his first career action at Georgetown after sitting out the spring semester last year and the fall semester this season ... Scored his first career basket as a Spartan against Western Carolina ... Played a season-high 10 minutes at VMI.

#13

JUSTIN JORDAN

JUNIOR

SEASON HIGHS

Points3 vs. Western Carolina (1/7/17)
 Rebounds2, two times
 Assists 1 at Chattanooga (2/2/17)
 Steals 1, three times
 Blocksn/a
 FG Made1, two times
 FG Att 3 at Chattanooga (2/2/17)
 3FG Made .1 vs. Western Carolina (1/7/17)
 3FG Att.1 vs. Western Carolina (1/7/17)
 FT Made 2 at VMI (1/14/17)
 FT Att. 2 at VMI (1/14/17)

CAREER HIGHS

Points3 vs. Western Carolina (1/7/17)
 Rebounds2, two times
 Assists 1 at Chattanooga (2/2/17)
 Steals 1, three times
 Blocksn/a
 FG Made1, two times
 FG Att 3 at Chattanooga (2/2/17)
 3FG Made .1 vs. Western Carolina (1/7/17)
 3FG Att.1 vs. Western Carolina (1/7/17)
 FT Made 2 at VMI (1/14/17)
 FT Att. 2 at VMI (1/14/17)

Opponent	Date	gs	min	Total		3-Pointers		Free throws			Rebounds				pf	a	t/o	blk	stl	pts	avg
				fg-fga	pct	3fg-fga	pct	ft-fa	pct	off	def	tot	avg								
VIRGINIA	11/11/16	dnp	-	-	-	-	-	-	-	-	-	-	-	-	-	-	-	-	-	-	-
PRESBYTERIAN	11/14/16	dnp	-	-	-	-	-	-	-	-	-	-	-	-	-	-	-	-	-	-	-
at High Point	11/18/16	dnp	-	-	-	-	-	-	-	-	-	-	-	-	-	-	-	-	-	-	-
vs North Dakota State	11/19/16	dnp	-	-	-	-	-	-	-	-	-	-	-	-	-	-	-	-	-	-	-
vs Navy	11/20/16	dnp	-	-	-	-	-	-	-	-	-	-	-	-	-	-	-	-	-	-	-
BELMONT ABBEY	11/25/16	dnp	-	-	-	-	-	-	-	-	-	-	-	-	-	-	-	-	-	-	-
NORTH CAROLINA A&T	11/29/16	dnp	-	-	-	-	-	-	-	-	-	-	-	-	-	-	-	-	-	-	-
LIBERTY	12/03/16	dnp	-	-	-	-	-	-	-	-	-	-	-	-	-	-	-	-	-	-	-
MARS HILL	12/05/16	dnp	-	-	-	-	-	-	-	-	-	-	-	-	-	-	-	-	-	-	-
WAKE FOREST	12/09/16	dnp	-	-	-	-	-	-	-	-	-	-	-	-	-	-	-	-	-	-	-
SOUTHERN WESLEYAN	12/14/16	dnp	-	-	-	-	-	-	-	-	-	-	-	-	-	-	-	-	-	-	-
at AVL	12/19/16	dnp	-	-	-	-	-	-	-	-	-	-	-	-	-	-	-	-	-	-	-
at Georgetown	12/22/16	4	0-2	.000	0-0	.000	0-0	.000	0-0	.000	0	1	1	1.0	0	0	1	0	0	0	0.0
at The Citadel	12/28/16	3	0-1	.000	0-1	.000	0-0	.000	0-0	.000	0	0	0	0.5	1	0	0	0	0	0	0.0
SAMFORD	12/31/16	dnp	-	-	-	-	-	-	-	-	-	-	-	-	-	-	-	-	-	-	-
CHATTANOOGA	01/02/17	dnp	-	-	-	-	-	-	-	-	-	-	-	-	-	-	-	-	-	-	-
WESTERN CAROLINA	01/07/17	6	1-1	1.000	1-1	1.000	0-0	.000	0-0	.000	0	2	2	1.0	0	0	1	0	1	3	1.0
at ETSU	01/12/17	dnp	-	-	-	-	-	-	-	-	-	-	-	-	-	-	-	-	-	-	-
at VMI	01/14/17	10	0-0	.000	0-0	.000	2-2	1.000	0	2	2	1.3	0	0	0	0	0	0	2	1.3	
MERCER	01/19/17	dnp	-	-	-	-	-	-	-	-	-	-	-	-	-	-	-	-	-	-	-
THE CITADEL	01/21/17	dnp	-	-	-	-	-	-	-	-	-	-	-	-	-	-	-	-	-	-	-
at Wofford	01/25/17	3	1-1	1.000	0-0	.000	0-0	.000	0	0	0	1.0	1	0	0	0	0	1	2	1.4	
FURMAN	01/28/17	dnp	-	-	-	-	-	-	-	-	-	-	-	-	-	-	-	-	-	-	-
at Chattanooga	02/02/17	9	1-3	.333	0-0	.000	0-0	.000	0	0	0	0.8	0	1	0	0	1	2	1.5		
Totals		0	35	3-8	.375	1-2	.500	2-2	1.000	0	5	5	0.8	2	1	2	0	3	9	1.5	

Games played: 6
 Minutes/game: 1.5
 Points/game: 1.5
 FG Pct: 37.5
 3FG Pct: 50.0
 FT Pct: 100.0

Rebounds/game: 0.8
 Assists/game: 0.2
 Turnovers/game: 0.3
 Assist/turnover ratio: 0.5
 Steals/game: 0.5

JUSTIN JORDAN'S CAREER STATISTICS

Season	gp-gs	min/avg	Total		3-Point		F-Throws			Rebounds				Scoring						
			fg-fga	pct	fg-fga	pct	ft-fa	pct	off	def	tot	avg	pf	fo	ast	to	blk	stl	pts	avg
2016-17	6-0	35/5.8	3-8	.375	1-2	.500	2-2	1.000	0	5	5	0.8	2	0	1	2	0	3	9	1.5
TOTAL	6-0	35/5.8	3-8	.375	1-2	.500	2-2	1.000	0	5	5	0.8	2	0	1	2	0	3	9	1.5



2016-17 UNCG MEN'S BASKETBALL



Kyrin Galloway's Notebook

Scored six points and grabbed seven rebounds against Belmont Abbey ... Scored four points and grabbed four rebounds against Mars Hill ... Scored four points and grabbed five rebounds against Furman ... Scored 10 points, grabbed five rebounds and blocked four shots at Chattanooga.

#14

KYRIN GALLOWAY

FRESHMAN

SEASON HIGHS

Points 10 at Chattanooga (2/2/17)
Rebounds 7 vs. Belmont Abbey (11/25/16)
Assists 2 vs. Mars Hill (12/5/16)
Steals 2 vs. Belmont Abbey (11/25/16)
Blocks 4 at Chattanooga (2/2/17)
FG Made 3, two times
FG Att 5 vs. Belmont Abbey (11/25/16)
3FG Made n/a
3FG Att n/a
FT Made 4 at Chattanooga (2/2/17)
FT Att 4, two times

CAREER HIGHS

Points 10 at Chattanooga (2/2/17)
Rebounds 7 vs. Belmont Abbey (11/25/16)
Assists 2 vs. Mars Hill (12/5/16)
Steals 2 vs. Belmont Abbey (11/25/16)
Blocks 4 at Chattanooga (2/2/17)
FG Made 3, two times
FG Att 5 vs. Belmont Abbey (11/25/16)
3FG Made n/a
3FG Att n/a
FT Made 4 at Chattanooga (2/2/17)
FT Att 4, two times

Opponent	Date	gs	min	Total		3-Pointers		Free throws			Rebounds					pts	avg			
				fg-fga	pct	3fg-fga	pct	ft-fa	pct	off	def	tot	avg	pf	a			t/o	blk	stl
VIRGINIA	11/11/16	11		0-0	.000	0-0	.000	0-0	.000	0	2	2	2.0	1	1	0	0	0	0	0.0
PRESBYTERIAN	11/14/16	dnp		-	-	-	-	-	-	-	-	-	-	-	-	-	-	-	-	-
at High Point	11/18/16	2	0-0	.000	0-0	.000	0-0	.000	0	2	2	2.0	0	0	0	0	0	0	0.0	
vs North Dakota State	11/19/16	dnp		-	-	-	-	-	-	-	-	-	-	-	-	-	-	-	-	
vs Navy	11/20/16	dnp		-	-	-	-	-	-	-	-	-	-	-	-	-	-	-	-	
BELMONT ABBEY	11/25/16	15	3-5	.600	0-0	.000	0-0	.000	2	5	7	3.7	2	1	1	1	2	6	2.0	
NORTH CAROLINA A&T	11/29/16	11	1-1	1.000	0-0	.000	0-0	.000	1	4	5	4.0	2	0	1	0	0	2	2.0	
LIBERTY	12/03/16	7	0-0	.000	0-0	.000	0-0	.000	1	0	1	3.4	1	0	0	0	0	0	1.6	
MARS HILL	12/05/16	18	2-3	.667	0-0	.000	0-0	.000	1	3	4	3.5	3	2	1	2	1	4	2.0	
WAKE FOREST	12/09/16	dnp		-	-	-	-	-	-	-	-	-	-	-	-	-	-	-	-	
SOUTHERN WESLEYAN	12/14/16	dnp		-	-	-	-	-	-	-	-	-	-	-	-	-	-	-	-	
at AVL	12/19/16	3	1-1	1.000	0-0	.000	0-0	.000	0	0	0	3.0	0	0	0	0	0	2	2.0	
at Georgetown	12/22/16	5	1-1	1.000	0-0	.000	0-0	.000	1	0	1	2.8	1	0	0	0	0	2	2.0	
at The Citadel	12/28/16	2	0-0	.000	0-0	.000	1-2	.500	0	0	0	2.4	1	0	0	1	0	1	1.9	
SAMFORD	12/31/16	dnp		-	-	-	-	-	-	-	-	-	-	-	-	-	-	-	-	
CHATTANOOGA	01/02/17	2	0-1	.000	0-0	.000	0-0	.000	1	0	1	2.3	0	0	0	0	0	0	1.7	
WESTERN CAROLINA	01/07/17	8	0-1	.000	0-1	.000	0-0	.000	1	0	1	2.2	1	0	1	0	0	0	1.5	
at ETSU	01/12/17	2	0-0	.000	0-0	.000	0-0	.000	0	0	0	2.0	0	0	0	0	0	0	1.4	
at VMI	01/14/17	7	1-1	1.000	0-0	.000	0-0	.000	0	0	0	1.8	0	0	1	0	2	1.5		
MERCER	01/19/17	6	1-1	1.000	0-0	.000	3-4	.750	0	0	0	1.7	0	0	1	0	0	5	1.7	
THE CITADEL	01/21/17	7	2-2	1.000	0-0	.000	0-0	.000	2	1	3	1.8	2	0	0	0	0	4	1.9	
at Wofford	01/25/17	3	0-0	.000	0-0	.000	0-0	.000	1	0	1	1.8	0	0	0	0	0	0	1.8	
FURMAN	01/28/17	14	1-2	.500	0-0	.000	2-2	1.000	2	3	5	1.9	2	1	0	2	0	4	1.9	
at Chattanooga	02/02/17	13	3-4	.750	0-0	.000	4-4	1.000	2	3	5	2.1	2	0	0	4	0	10	2.3	
Totals		0	136	16-23	.696	0-1	.000	10-12	.833	15	23	38	2.1	18	5	5	11	3	42	2.3

Games played: 18
 Minutes/game: 7.6
 Points/game: 2.3
 FG Pct: .696
 3FG Pct: 0.0
 FT Pct: 83.3

Rebounds/game: 2.1
 Assists/game: 0.3
 Turnovers/game: 0.3
 Assist/turnover ratio: 1.0
 Steals/game: 0.2
 Blocks/game: 0.6

KYRIN GALLOWAY'S CAREER STATISTICS

Season	gp-gs	min/avg	Total		3-Point		F-Throws			Rebounds					Scoring					
			fg-fga	pct	fg-fga	pct	ft-fa	pct	off	def	tot	avg	pf	fo	ast	to	blk	stl	pts	avg
2016-17	18-0	136/7.6	16-23	.696	0-1	.000	10-12	.833	15	23	38	2.1	18	0	5	5	11	3	42	2.3
TOTAL	18-0	136/7.6	16-23	.696	0-1	.000	10-12	.833	15	23	38	2.1	18	0	5	5	11	3	42	2.3



2016-17 UNCG MEN'S BASKETBALL



Garrett Collins' Notebook

Scored three points against North Dakota State ... Scored six points against Mars Hill, going 2-of-2 from distance ... Scored seven points against Southern Wesleyan in 12 minutes ... Scored three points off the bench against The Citadel.

#15

GARRETT COLLINS

JUNIOR

SEASON HIGHS

Points 7 vs. S. Wesleyan (12/14/16)
Rebounds 2 at The Citadel (12/28/16)
Assists n/a
Steals 1 vs. Mars Hill (12/5/16)
Blocks 1 vs. S. Wesleyan (12/14/16)
FG Made 2, two times
FG Att 7 vs. S. Wesleyan (12/14/16)
3FG Made 2 vs. Mars Hill (12/5/16)
3FG Att. 6 vs. Belmont Abbey (11/25/16)
FT Made 2 vs. S. Wesleyan (12/14/16)
FT Att. 2 vs. S. Wesleyan (12/14/16)

CAREER HIGHS

Points 7 vs. S. Wesleyan (12/14/16)
Rebounds 5 vs. The Citadel (2/25/16)
Assists 2, two times
Steals 1, two times
Blocks 1, four times
FG Made 2, four times
FG Att 6 vs. Belmont Abbey (11/25/16)
3FG Made 2, three times
3FG Att. 6 vs. Belmont Abbey (11/25/16)
FT Made 2, four times
FT Att. 2, four times

Opponent	Date	gs	min	Total		3-Pointers		Free throws			Rebounds					pts	avg			
				fg-fga	pct	3fg-fga	pct	ft-fa	pct	off	def	tot	avg	pf	a			t/o	blk	stl
VIRGINIA	11/11/16	2		0-0	.000	0-0	.000	0-0	.000	0	0	0	0.0	0	0	0	0	0	0	0.0
PRESBYTERIAN	11/14/16	dnp		-	-	-	-	-	-	-	-	-	-	-	-	-	-	-	-	-
at High Point	11/18/16	dnp		-	-	-	-	-	-	-	-	-	-	-	-	-	-	-	-	-
vs North Dakota State	11/19/16	4	1-2	.500	1-2	.500	0-0	.000	0	0	0	0.0	1	0	0	0	0	0	3	1.5
vs Navy	11/20/16	2	0-1	.000	0-1	.000	0-0	.000	0	0	0	0.0	0	0	0	0	0	0	0	1.0
BELMONT ABBEY	11/25/16	11	1-6	.167	1-6	.167	0-0	.000	0	1	1	0.3	2	0	1	0	0	0	3	1.5
NORTH CAROLINA A&T	11/29/16	2	0-0	.000	0-0	.000	0-0	.000	0	0	0	0.2	0	0	0	0	0	0	0	1.2
LIBERTY	12/03/16	1	0-1	.000	0-1	.000	0-0	.000	0	0	0	0.2	1	0	0	0	0	0	0	1.0
MARS HILL	12/05/16	12	2-2	1.000	2-2	1.000	0-0	.000	0	1	1	0.3	1	0	0	0	1	0	6	1.7
WAKE FOREST	12/09/16	dnp		-	-	-	-	-	-	-	-	-	-	-	-	-	-	-	-	-
SOUTHERN WESLEYAN	12/14/16	12	2-7	.286	1-5	.200	2-2	1.000	0	0	0	0.3	1	0	0	1	0	7	2.4	
at AVL	12/19/16	dnp		-	-	-	-	-	-	-	-	-	-	-	-	-	-	-	-	-
at Georgetown	12/22/16	1	0-0	.000	0-0	.000	0-0	.000	0	0	0	0.2	0	1	0	0	0	0	2	2.1
at The Citadel	12/28/16	4	0-0	.000	0-0	.000	0-0	.000	0	2	2	0.4	0	0	1	0	2	0	1.9	
SAMFORD	12/31/16	dnp		-	-	-	-	-	-	-	-	-	-	-	-	-	-	-	-	-
CHATTANOOGA	01/02/17	dnp		-	-	-	-	-	-	-	-	-	-	-	-	-	-	-	-	-
WESTERN CAROLINA	01/07/17	1	0-1	.000	0-1	.000	0-0	.000	0	0	0	0.4	0	0	0	0	0	0	0	1.7
at ETSU	01/12/17	dnp		-	-	-	-	-	-	-	-	-	-	-	-	-	-	-	-	-
at VMI	01/14/17	dnp		-	-	-	-	-	-	-	-	-	-	-	-	-	-	-	-	-
MERCER	01/19/17	dnp		-	-	-	-	-	-	-	-	-	-	-	-	-	-	-	-	-
THE CITADEL	01/21/17	4	1-1	1.000	1-1	1.000	0-0	.000	0	0	0	0.3	0	0	0	0	0	3	1.8	
at Wofford	01/25/17	6	1-1	1.000	0-0	.000	0-0	.000	0	0	0	0.3	0	0	0	0	0	2	1.8	
FURMAN	01/28/17	0	0-0	.000	0-0	.000	0-0	.000	0	0	0	0.3	0	0	0	0	0	0	0	1.7
at Chattanooga	02/02/17	dnp		-	-	-	-	-	-	-	-	-	-	-	-	-	-	-	-	-
Totals		0	62	8-22	.364	6-19	.316	2-2	1.000	0	4	4	0.3	6	1	2	1	3	24	1.7

Games played: 14
 Minutes/game: 4.4
 Points/game: 1.7
 FG Pct: 36.4
 3FG Pct: 31.6
 FT Pct: 100.0

Rebounds/game: 0.3
 Assists/game: 0.1
 Turnovers/game: 0.1
 Assist/turnover ratio: 0.5
 Steals/game: 0.2
 Blocks/game: 0.1

GARRETT COLLINS' CAREER STATISTICS

Season	gp-gs	min/avg	Total		3-Point		F-Throws			Rebounds					Scoring					
			fg-fga	pct	fg-fga	pct	ft-fa	pct	off	def	tot	avg	pf	fo	ast	to	blk	stl	pts	avg
2014-15	9-0	28/3.1	5-7	.714	5-6	.833	0-0	.000	0	1	1	0.1	2	0	3	0	0	1	15	1.7
2015-16	16-0	89/5.6	7-16	.438	7-14	.500	6-6	1.000	4	14	18	1.1	5	0	2	2	3	1	27	1.7
2016-17	14-0	62/4.4	8-22	.364	6-19	.316	2-2	1.000	0	4	4	0.3	6	0	1	2	1	3	24	1.7
TOTAL	39-0	179/4.6	20-45	.444	18-39	.462	8-8	1.000	4	19	23	0.6	13	0	6	4	4	5	66	1.7



2016-17 UNCG MEN'S BASKETBALL



Diante Baldwin's Notebook

Scored 11 points against Presbyterian while dishing out four assists and notching five steals ... Scored 19 points and grabbed six rebounds against High Point on 7-of-15 shooting ... Added 14 points, seven rebounds and five assists against NDSU ... Tallied 13 points against Navy ... Named to the HPU Classic All-Tournament Team ... Scored 20 points and dished out five assists against N.C. A&T .. Added 18 points against Wake Forest in 32 minutes ... Scored a career-high 25 points at The Citadel, hitting 8-of-15 from the field and 7-of-8 from the free throw line ... Scored 15 points, 11 in the second half, in the victory at ETSU ... Scored 20 points and dished out five assists at VMI, connecting on 7-of-9 from the field and 4-of-5 from the free throw line ... Scored 13 points against Mercer, including five in the final 46 seconds along with the game-winning 3-pointer with 4.1 seconds remaining ... Scored 19 points and dished out eight assists against The Citadel, hitting 6-of-14 from the field and 6-of-8 from the free throw line.

#20

DIANTE BALDWIN

SENIOR

SEASON HIGHS

Points25 at The Citadel (12/28/16)
Rebounds 7 vs. NDSU (11/19/16)
Assists8, two times
Steals5 vs. Presbyterian (11/14/16)
Blocks 2 vs. Chattanooga (1/2/17)
FG Made8 at The Citadel (12/28/16)
FG Att15, two times
3FG Made3, two times
3FG Att6, two times
FT Made7 at The Citadel (12/28/16)
FT Att 8, three times

CAREER HIGHS

Points25 at The Citadel (12/28/16)
Rebounds 11 at UCF (11/21/15)
Assists9, two times
Steals 6 at East Carolina (12/28/14)
Blocks 2, three times
FG Made9, two times
FG Att16, two times
3FG Made 3 vs. High Point (11/18/16)
3FG Att 6, three times
FT Made8 at Samford (2/18/16)
FT Att 12 vs. The Citadel (2/25/16)

Opponent	Date	gs	min	Total		3-Pointers		Free throws		Rebounds				pf	a	t/o	blk	stl	pts	avg	
				fg-fga	pct	3fg-fga	pct	ft-fga	pct	off	def	tot	avg								
VIRGINIA	11/11/16	*	30	2-9	.222	1-1	1.000	2-2	1.000	2	3	5	5.0	3	4	2	0	2	7	7.0	
PRESBYTERIAN	11/14/16	*	35	4-11	.364	2-5	.400	1-2	.500	0	2	2	3.5	2	4	3	0	5	11	9.0	
at High Point	11/18/16	*	35	7-15	.467	3-6	.500	2-4	.500	1	5	6	4.3	2	2	2	0	0	19	12.3	
vs North Dakota State	11/19/16	*	30	4-11	.364	0-1	.000	6-8	.750	2	5	7	5.0	1	5	2	0	4	14	12.8	
vs Navy	11/20/16	*	33	6-8	.750	1-3	.333	0-0	.000	1	3	4	4.8	2	3	3	0	1	13	12.8	
BELMONT ABBEY	11/25/16	*	19	5-9	.556	0-3	.000	0-0	.000	2	1	3	4.5	1	5	0	0	3	10	12.3	
NORTH CAROLINA A&T	11/29/16	*	31	7-13	.538	3-5	.600	3-3	1.000	0	3	3	4.3	1	5	1	0	1	20	13.4	
LIBERTY	12/03/16	*	34	3-11	.273	0-1	.000	3-5	.600	0	4	4	4.3	2	1	4	0	3	9	12.9	
MARS HILL	12/05/16	*	18	3-5	.600	0-1	.000	4-4	1.000	0	2	2	4.0	0	7	1	0	1	10	12.6	
WAKE FOREST	12/09/16	*	32	6-12	.500	2-4	.500	4-4	1.000	0	0	0	3.6	3	1	3	0	3	18	13.1	
SOUTHERN WESLEYAN	12/14/16	*	24	2-6	.333	1-3	.333	0-0	.000	1	4	5	3.7	1	7	0	0	2	5	12.4	
at AVL	12/19/16	*	29	2-14	.143	1-4	.250	0-0	.000	2	2	4	3.8	2	4	4	0	1	5	11.8	
at Georgetown	12/22/16	*	29	5-17	.294	0-1	.000	0-0	.000	2	5	7	4.0	4	5	1	0	3	10	11.6	
at The Citadel	12/28/16	*	32	8-15	.533	2-4	.500	7-8	.875	1	4	5	4.1	3	8	6	0	3	25	12.6	
SAMFORD	12/31/16	*	35	3-8	.375	1-4	.250	0-0	.000	0	4	4	4.1	2	3	2	1	3	7	12.2	
CHATTANOOGA	01/02/17	*	33	2-10	.200	0-2	.000	3-4	.750	0	4	4	4.1	2	5	2	2	0	7	11.9	
WESTERN CAROLINA	01/07/17	*	29	5-10	.500	1-2	.500	2-3	.667	0	1	1	3.9	1	5	3	0	1	13	11.9	
at ETSU	01/12/17	*	26	5-10	.500	2-2	1.000	3-4	.750	0	1	1	3.7	4	4	2	0	0	15	12.1	
at VMI	01/14/17	*	29	7-9	.778	2-2	1.000	4-5	.800	0	2	2	3.6	3	5	2	0	0	20	12.5	
MERCER	01/19/17	*	33	4-13	.308	2-6	.333	3-5	.600	1	2	3	3.6	0	2	0	0	4	13	12.6	
THE CITADEL	01/21/17	*	36	6-14	.429	1-5	.200	6-8	.750	2	1	3	3.6	1	8	3	0	2	19	12.9	
at Wofford	01/25/17	*	31	7-13	.538	2-5	.400	2-2	1.000	2	4	6	3.7	4	3	2	0	0	18	13.1	
FURMAN	01/28/17	*	32	6-11	.545	1-3	.333	1-1	1.000	0	3	3	3.7	3	4	4	0	2	14	13.1	
at Chattanooga	02/02/17	*	22	2-8	.250	0-1	.000	2-2	1.000	0	0	0	3.5	2	0	3	0	2	6	12.8	
Totals			24	717	111-262	.424	28-74	.378	58-74	.784	19	65	84	3.5	49	100	55	3	46	308	12.8

Games played: 24
 Minutes/game: 29.9
 Points/game: 12.8
 FG Pct: 42.4
 3FG Pct: 37.8
 FT Pct: 78.4


Rebounds/game: 3.5
 Assists/game: 4.2
 Turnovers/game: 2.3
 Assist/turnover ratio: 1.8
 Steals/game: 1.9
 Blocks/game: 0.1

DIANTE BALDWIN'S CAREER STATISTICS

Season	gp-gs	min/avg	Total		3-Point		F-Throws		Rebounds				Scoring							
			fg-fga	pct	fg-fga	pct	ft-fga	pct	off	def	tot	avg	pf	fo	ast	to	blk	stl	pts	avg
2013-14	30-2	491/16.4	40-81	.494	7-18	.389	17-47	.362	6	48	54	1.8	65	3	31	27	5	15	104	3.5
2014-15	25-21	800/32.0	91-220	.414	13-43	.302	60-93	.645	25	84	109	4.4	74	4	88	59	9	42	255	10.2
2015-16	34-34	1128/33.2	144-349	.413	22-70	.314	86-130	.662	54	114	168	4.9	86	1	169	78	12	50	396	11.6
2016-17	24-24	717/29.9	111-262	.424	28-74	.378	58-74	.784	19	65	84	3.5	49	0	100	55	3	46	308	12.8
TOTAL	113-81	3136/27.8	386-912	.423	70-205	.341	221-344	.642	104	311	415	3.7	274	8	388	219	29	153	1063	9.4



2016-17 UNCG MEN'S BASKETBALL



James Dickey's Notebook

Missed the game against No. 7 Virginia ... Made his collegiate debut and grabbed 10 rebounds in 22 minutes off the bench ... Grabbed eight rebounds against High Point ... Scored eight points and dished out three assists against Navy ... Scored eight points and grabbed seven rebounds against Belmont Abbey ... Grabbed a career-high 11 rebounds against Liberty ... Scored 12 points and grabbed seven rebounds against Southern Wesleyan, connecting on 4-of-6 from the field and 4-of-4 from the free throw line ... Posted his first career double-double with 12 points and a career-high 15 rebounds at UNC Asheville ... Scored 10 second half points at The Citadel while grabbing eight rebounds in 17 minutes ... Tallied eight points and seven rebounds against VMI ... Scored six points and grabbed seven rebounds ... Missed the Furman game due to a violation of team academic rules ... Scored 11 points, grabbed nine rebounds and posted four blocked shots at Chattanooga.

#21

JAMES DICKEY

R-FRESHMAN

SEASON HIGHS

Points 13 vs Western Carolina (1/7/17)
Rebounds 15 at UNCA (12/19/16)
Assists 3, two times
Steals 2 vs. Presbyterian (11/14/16)
Blocks 4, two times
FG Made 6 vs Western Carolina (1/7/17)
FG Att 8 at The Citadel (12/28/16)
3FG Made n/a
3FG Att. n/a
FT Made 4 vs. S. Wesleyan (12/14/16)
FT Att. 5 vs. The Citadel (1/21/17)

CAREER HIGHS

Points 13 vs Western Carolina (1/7/17)
Rebounds 15 at UNCA (12/19/16)
Assists 3, two times
Steals 2 vs. Presbyterian (11/14/16)
Blocks 4 vs. N.C. A&T (11/29/16)
FG Made 6 vs Western Carolina (1/7/17)
FG Att 8 at The Citadel (12/28/16)
3FG Made n/a
3FG Att. n/a
FT Made 4 vs. S. Wesleyan (12/14/16)
FT Att. 5 vs. The Citadel (1/21/17)

Opponent	Date	gs	min	Total		3-Pointers		Free throws		Rebounds				pf	a	t/o	blk	stl	pts	avg
				fg-fga	pct	3fg-fga	pct	ft-fa	pct	off	def	tot	avg							
VIRGINIA	11/11/16	dnp																		
PRESBYTERIAN	11/14/16	22	1-5	.200	0-0	.000	1-2	.500	7	3	10	10.0	1	1	2	1	2	3	3.0	
at High Point	11/18/16	24	1-3	.333	0-0	.000	0-0	.000	3	5	8	9.0	2	0	2	2	0	2	2.5	
vs North Dakota State	11/19/16	21	1-1	1.000	0-0	.000	0-0	.000	0	1	1	6.3	2	1	1	1	0	2	2.3	
vs Navy	11/20/16	23	4-6	.667	0-0	.000	0-0	.000	1	1	2	5.3	0	3	1	2	1	8	3.8	
BELMONT ABBEY	11/25/16	18	4-7	.571	0-0	.000	0-0	.000	5	2	7	5.6	1	0	1	1	0	8	4.6	
NORTH CAROLINA A&T	11/29/16	16	2-3	.667	0-0	.000	0-0	.000	2	1	3	5.2	4	2	1	4	0	4	4.5	
LIBERTY	12/03/16	26	0-2	.000	0-0	.000	2-3	.667	2	9	11	6.0	4	0	0	1	0	2	4.1	
MARS HILL	12/05/16	16	2-6	.333	0-0	.000	0-1	.000	1	4	5	5.9	3	0	1	2	1	4	4.1	
WAKE FOREST	12/09/16	18	1-2	.500	0-0	.000	2-2	1.000	2	3	5	5.8	2	0	0	1	0	4	4.1	
SOUTHERN WESLEYAN	12/14/16	18	4-6	.667	0-0	.000	4-4	1.000	3	4	7	5.9	2	2	3	0	0	12	4.9	
at AVL	12/19/16	26	5-5	1.000	0-0	.000	2-2	1.000	8	7	15	6.7	1	3	1	1	1	12	5.5	
at Georgetown	12/22/16	18	0-6	.000	0-0	.000	1-4	.250	2	3	5	6.6	3	0	2	1	0	1	5.2	
at The Citadel	12/28/16	17	5-8	.625	0-0	.000	0-2	.000	2	6	8	6.7	4	0	6	2	0	10	5.5	
SAMFORD	12/31/16	18	1-3	.333	0-0	.000	2-2	1.000	1	1	2	6.4	1	0	3	0	0	4	5.4	
CHATTANOOGA	01/02/17	13	2-3	.667	0-0	.000	0-0	.000	0	2	2	6.1	3	1	1	0	1	4	5.3	
WESTERN CAROLINA	01/07/17	26	6-6	1.000	0-0	.000	1-4	.250	3	8	11	6.4	3	1	3	3	0	13	5.8	
at ETSU	01/12/17	28	2-4	.500	0-1	.000	3-4	.750	1	6	7	6.4	3	2	1	1	0	7	5.9	
at VMI	01/14/17	22	2-3	.667	0-0	.000	4-6	.667	3	4	7	6.4	2	2	2	0	3	8	6.0	
MERCER	01/19/17	24	2-3	.667	0-0	.000	0-2	.000	2	5	7	6.5	1	1	1	0	1	4	5.9	
THE CITADEL	01/21/17	14	2-5	.400	0-0	.000	2-5	.400	4	3	7	6.5	0	0	1	1	1	6	5.9	
at Wofford	01/25/17	15	1-2	.500	0-0	.000	0-0	.000	1	4	5	6.4	0	0	2	0	1	2	5.7	
FURMAN	01/28/17	dnp																		
at Chattanooga	02/02/17	23	5-6	.833	0-0	.000	1-2	.500	4	5	9	6.5	2	1	1	4	0	11	6.0	
Totals		0	446	53-95	.558	0-1	.000	25-45	.556	57	87	144	6.5	44	20	36	28	12	131	6.0

Games played: 22
 Minutes/game: 20.3
 Points/game: 6.0
 FG Pct: 55.8
 3FG Pct: 0.0
 FT Pct: 55.6

Rebounds/game: 6.5
 Assists/game: 0.9
 Turnovers/game: 1.6
 Assist/turnover ratio: 0.6
 Steals/game: 0.5
 Blocks/game: 1.3

JAMES DICKEY'S CAREER STATISTICS

Season	gp-gs	min/avg	Total		3-Point		F-Throws		Rebounds				Scoring							
			fg-fga	pct	fg-fga	pct	ft-fa	pct	off	def	tot	avg	pf	fo	ast	to	blk	stl	pts	avg
2016-17	22-0	446/20.3	53-95	.558	0-1	.000	25-45	.556	57	87	144	6.5	44	0	20	36	28	12	131	6.0
TOTAL	22-0	446/20.3	53-95	.558	0-1	.000	25-45	.556	57	87	144	6.5	44	0	20	36	28	12	131	6.0



2016-17 UNCG MEN'S BASKETBALL



Lloyd Burgess' Notebook

Scored four points and grabbed four rebounds against Belmont Abbey ... Scored six points and grabbed four rebounds against Southern Wesleyan, hitting 3-of-3 from the field.

#25

LOYD BURGESS

SOPHOMORE

SEASON HIGHS

Points 6 vs. S. Wesleyan (12/14/16)
Rebounds 4, two times
Assists 2 vs. Presbyterian (11/14/16)
Steals 1 vs. Mars Hill (12/5/16)
Blocks 2 vs. S. Wesleyan (12/14/16)
FG Made 3 vs. S. Wesleyan (12/14/16)
FG Att 3 vs. S. Wesleyan (12/14/16)
3FG Made n/a
3FG Att n/a
FT Made 2 vs. Presbyterian (11/14/16)
FT Att 4 vs. Presbyterian (11/14/16)

CAREER HIGHS

Points 8 vs. The Citadel (2/25/16)
Rebounds 7 at WCU (1/11/16)
Assists 1 vs. Belmont Abbey (12/12/15)
Steals n/a
Blocks 2 vs. S. Wesleyan (12/14/16)
FG Made 3, two times
FG Att 5 at Wofford (1/2/16)
3FG Made n/a
3FG Att n/a
FT Made 4 vs. The Citadel (2/25/16)
FT Att 6 vs. The Citadel (2/25/16)

Opponent	Date	gs	min	Total		3-Pointers		Free throws			Rebounds				pf	a	t/o	blk	stl	pts	avg
				fg-fga	pct	3fg-fga	pct	ft-fa	pct	off	def	tot	avg								
VIRGINIA	11/11/16	11		0-0	.000	0-0	.000	0-0	.000	1	1	2	2.0	0	0	0	0	0	0	0.0	
PRESBYTERIAN	11/14/16	4		0-0	.000	0-0	.000	0-0	.000	0	0	0	1.0	0	0	0	0	0	0	0.0	
at High Point	11/18/16	8		0-1	.000	0-0	.000	0-0	.000	0	0	0	0.7	1	0	1	0	0	0	0.0	
vs North Dakota State	11/19/16	dnp		-	-	-	-	-	-	-	-	-	-	-	-	-	-	-	-	-	
vs Navy	11/20/16	2		0-2	.000	0-0	.000	0-0	.000	2	0	2	1.0	1	0	0	0	0	0	0.0	
BELMONT ABBEY	11/25/16	14		1-1	1.000	0-0	.000	2-4	.500	3	1	4	1.6	3	2	2	0	0	4	0.8	
NORTH CAROLINA A&T	11/29/16	4		0-0	.000	0-0	.000	0-0	.000	0	0	0	1.3	1	0	2	0	0	0	0.7	
LIBERTY	12/03/16	dnp		-	-	-	-	-	-	-	-	-	-	-	-	-	-	-	-	-	
MARS HILL	12/05/16	10		1-1	1.000	0-0	.000	1-2	.500	1	1	2	1.4	0	0	1	0	1	3	1.0	
WAKE FOREST	12/09/16	dnp		-	-	-	-	-	-	-	-	-	-	-	-	-	-	-	-	-	
SOUTHERN WESLEYAN	12/14/16	19		3-3	1.000	0-0	.000	0-2	.000	1	3	4	1.8	3	1	2	2	0	6	1.6	
at AVL	12/19/16	dnp		-	-	-	-	-	-	-	-	-	-	-	-	-	-	-	-	-	
at Georgetown	12/22/16	1		0-0	.000	0-0	.000	0-0	.000	0	0	0	1.6	0	0	0	0	0	0	1.4	
at The Citadel	12/28/16	dnp		-	-	-	-	-	-	-	-	-	-	-	-	-	-	-	-	-	
SAMFORD	12/31/16	dnp		-	-	-	-	-	-	-	-	-	-	-	-	-	-	-	-	-	
CHATTANOOGA	01/02/17	dnp		-	-	-	-	-	-	-	-	-	-	-	-	-	-	-	-	-	
WESTERN CAROLINA	01/07/17	2		0-0	.000	0-0	.000	0-0	.000	0	0	0	1.4	1	0	0	0	0	0	1.3	
at ETSU	01/12/17	dnp		-	-	-	-	-	-	-	-	-	-	-	-	-	-	-	-	-	
at VMI	01/14/17	dnp		-	-	-	-	-	-	-	-	-	-	-	-	-	-	-	-	-	
MERCER	01/19/17	dnp		-	-	-	-	-	-	-	-	-	-	-	-	-	-	-	-	-	
THE CITADEL	01/21/17	dnp		-	-	-	-	-	-	-	-	-	-	-	-	-	-	-	-	-	
at Wofford	01/25/17	dnp		-	-	-	-	-	-	-	-	-	-	-	-	-	-	-	-	-	
FURMAN	01/28/17	dnp		-	-	-	-	-	-	-	-	-	-	-	-	-	-	-	-	-	
at Chattanooga	02/02/17	dnp		-	-	-	-	-	-	-	-	-	-	-	-	-	-	-	-	-	
Totals		0	75	5-8	.625	0-0	.000	3-8	.375	8	6	14	1.4	10	3	8	2	1	13	1.3	

Games played: 10
 Minutes/game: 7.5
 Points/game: 1.3
 FG Pct: 62.5
 FT Pct: 37.5

Rebounds/game: 1.4
 Assists/game: 0.3
 Turnovers/game: 0.8
 Assist/turnover ratio: 0.4
 Steals/game: 0.1
 Blocks/game: 0.2

LLOYD BURGESS' CAREER STATISTICS

Season	gp-gs	min/avg	Total		3-Point		F-Throws		Rebounds				Scoring							
			fg-fga	pct	fg-fga	pct	ft-fa	pct	off	def	tot	avg	pf	fo	ast	to	blk	stl	pts	avg
2015-16	31-1	267/8.6	15-29	.517	0-0	.000	10-25	.400	25	41	66	2.1	58	0	5	9	9	3	40	1.3
2016-17	10-0	75/7.5	5-8	.625	0-0	.000	3-8	.375	8	6	14	1.4	10	0	3	8	2	1	13	1.3
TOTAL	41-1	342/8.3	20-37	.541	0-0	.000	13-33	.394	33	47	80	2.0	68	0	8	17	11	4	53	1.3



2016-17 UNCG MEN'S BASKETBALL



Jordy Kuiper's Notebook

Started the season opener against No. 7 Virginia, scoring seven points and hitting his first career 3-pointer ... Scored nine points against North Dakota State ... Added seven points and six rebounds versus Navy ... Tallied 11 points on 5-of-7 shooting from the field in 15 minutes against Belmont Abbey ... Scored 11 points on a perfect 5-of-5 from the field against Southern Wesleyan ... Grabbed a career-high 11 rebounds at The Citadel to go along with six points ... Posted his second career double-double with 12 points and 10 rebounds in just 21 minutes against Samford before fouling out. Connected on 6-of-7 from the field ... Scored 10 points and grabbed six rebounds against Chattanooga ... Notched 11 points and eight rebounds at VMI, connecting on 5-of-7 from the field ... Grabbed a career-high 12 rebounds and scored eight points against The Citadel.

#32

JORDY KUIPER

REDSHIRT JUNIOR

SEASON HIGHS

Points 12 vs. Samford (12/31/16)
Rebounds 12 vs. The Citadel (1/21/17)
Assists 2, three times
Steals 2 at ETSU (1/12/17)
Blocks 1, two times
FG Made 6 vs. Samford (12/31/16)
FG Att 8 vs. Virginia (11/11/16)
3FG Made 1, nine times
3FG Att 5 vs. Virginia (11/11/16)
FT Made 2 vs. Mars Hill (12/5/16)
FT Att 4 vs. Presbyterian (11/14/16)

CAREER HIGHS

Points 12, two times
Rebounds 12 vs. The Citadel (1/21/17)
Assists 5 at Indiana (11/28/14)
Steals 2, three times
Blocks 1, six times
FG Made 6 vs. Samford (12/31/16)
FG Attempts 7 vs. WCU (1/31/15)
3FG Made 1, nine times
3FG Att 5 vs. Virginia (11/11/16)
FT Made 3, three times
FT Att 4, three times

Opponent	Date	gs	min	Total		3-Pointers		Free throws		Rebounds					pf	a	t/o	blk	stl	pts	avg
				fg-fga	pct	3fg-fga	pct	ft-fa	pct	off	def	tot	avg								
VIRGINIA	11/11/16	*	26	3-8	.375	1-5	.200	0-1	.000	2	1	3	3.0	1	0	1	0	1	7	7.0	
PRESBYTERIAN	11/14/16	*	23	2-7	.286	0-1	.000	1-4	.250	5	1	6	4.5	2	2	0	0	1	5	6.0	
at High Point	11/18/16	*	23	2-3	.667	1-1	1.000	0-0	.000	2	4	6	5.0	3	1	0	0	1	5	5.7	
vs North Dakota State	11/19/16	*	27	4-4	1.000	1-1	1.000	0-0	.000	0	2	2	4.3	3	2	4	0	0	9	6.5	
vs Navy	11/20/16	*	18	3-4	.750	0-1	.000	1-2	.500	3	3	6	4.6	2	1	2	1	0	7	6.6	
BELMONT ABBEY	11/25/16	*	15	5-7	.714	1-2	.500	0-0	.000	2	2	4	4.5	1	1	1	0	1	11	7.3	
NORTH CAROLINA A&T	11/29/16	*	24	1-3	.333	0-0	.000	1-1	1.000	2	7	9	5.1	1	2	3	0	1	3	6.7	
LIBERTY	12/03/16	*	13	0-1	.000	0-0	.000	0-0	.000	0	0	0	4.5	4	0	1	0	0	0	5.9	
MARS HILL	12/05/16	*	14	2-2	1.000	0-0	.000	2-2	1.000	2	2	4	4.4	0	1	1	0	0	6	5.9	
WAKE FOREST	12/09/16	*	32	2-4	.500	1-3	.333	0-0	.000	1	2	3	4.3	2	0	1	0	0	5	5.8	
SOUTHERN WESLEYAN	12/14/16	*	19	5-5	1.000	1-1	1.000	0-0	.000	0	2	2	4.1	2	0	1	0	1	11	6.3	
at AVL	12/19/16	*	19	3-4	.750	1-1	1.000	1-1	1.000	0	2	2	3.9	3	1	0	0	0	8	6.4	
at Georgetown	12/22/16	*	28	3-6	.500	1-1	1.000	2-2	1.000	3	2	5	4.0	2	1	0	0	0	9	6.6	
at The Citadel	12/28/16	*	24	3-5	.600	0-1	.000	0-0	.000	3	8	11	4.5	3	1	2	0	0	6	6.6	
SAMFORD	12/31/16	*	21	6-7	.857	0-0	.000	0-0	.000	6	4	10	4.9	5	1	3	0	1	12	6.9	
CHATTANOOGA	01/02/17	*	29	4-9	.444	1-4	.250	1-2	.500	4	2	6	4.9	2	0	0	0	0	10	7.1	
WESTERN CAROLINA	01/07/17	*	24	1-3	.333	0-0	.000	0-0	.000	3	4	7	5.1	1	0	2	1	0	2	6.8	
at ETSU	01/12/17	*	25	1-5	.200	0-2	.000	0-0	.000	2	3	5	5.1	4	0	1	0	2	2	6.6	
at VMI	01/14/17	*	28	5-7	.714	0-1	.000	1-3	.333	3	5	8	5.2	2	0	1	0	0	11	6.8	
MERCER	01/19/17	*	18	2-5	.400	0-2	.000	0-0	.000	2	2	4	5.2	4	1	1	0	0	4	6.7	
THE CITADEL	01/21/17	*	24	3-4	.750	0-0	.000	2-3	.667	5	7	12	5.5	4	0	1	0	0	8	6.7	
at Wofford	01/25/17	*	25	0-5	.000	0-0	.000	2-2	1.000	1	3	4	5.4	0	0	0	0	0	2	6.5	
FURMAN	01/28/17	*	29	1-6	.167	0-4	.000	0-0	.000	1	4	5	5.4	0	2	0	0	0	2	6.3	
at Chattanooga	02/02/17	*	10	0-1	.000	0-0	.000	0-0	.000	0	1	1	5.2	1	0	2	0	0	0	6.0	
Totals			24	538	61-115	.530	9-31	.290	14-23	.609	52	73	125	5.2	52	17	28	2	9	145	6.0

Games played: 24
 Minutes/game: 22.4
 Points/game: 6.0
 FG Pct: 53.0
 3FG Pct: 29.0
 FT Pct: 60.9


Rebounds/game: 5.2
 Assists/game: 0.7
 Turnovers/game: 1.2
 Assist/turnover ratio: 0.6
 Steals/game: 0.4
 Blocks/game: 0.1

JORDY KUIPER'S CAREER STATISTICS

Season	gp-gs	min/avg	Total		3-Point		F-Throws			Rebounds				Scoring						
			fg-fga	pct	fg-fga	pct	ft-fa	pct	off	def	tot	avg	pf	fo	ast	to	blk	stl	pts	avg
2013-14	24-0	106/4.4	1-9	.111	0-0	.000	1-5	.200	6	18	24	1.0	19	0	0	9	0	0	3	0.1
2014-15	24-3	339/14.1	32-55	.582	0-0	.000	15-21	.714	30	33	63	2.6	59	0	9	13	4	9	79	3.3
2015-16	8-1	99/12.4	10-20	.500	0-2	.000	2-3	.667	9	11	20	2.5	16	0	3	5	0	4	22	2.8
2016-17	24-24	538/22.4	61-115	.530	9-31	.290	14-23	.609	52	73	125	5.2	52	1	17	28	2	9	145	6.0
TOTAL	80-28	1082/13.5	104-199	.523	9-33	.273	32-52	.615	97	135	232	2.9	146	1	29	55	6	22	249	3.1



2016-17 UNCG MEN'S BASKETBALL



RJ White's Notebook

Scored 11 points against Navy on 5-of-7 shooting ... Scored eight points and grabbed seven rebounds against Belmont Abbey ... Scored 19 points and grabbed seven rebounds against N.C. A&T ... Scored 16 points and grabbed nine rebounds against Liberty ... Scored a season-high 22 points in 27 minutes against Wake Forest, going 8-of-13 from the field ... Dished out a career-high six assists against Southern Wesleyan ... Tallied a double-double at Georgetown, scoring a team-high 14 points and grabbing a game-high 12 rebounds as he was 6-of-9 from the field ... Scored 18 points and grabbed six rebounds at ETSU as he hit a career-high 5-of-7 from 3-point land ... Scored 12 points and grabbed seven rebounds against The Citadel on 5-of-10 shooting from the field ... Tied his career-high with 26 points at Wofford, hitting 10-of-15 from the field and 6-of-7 from the free throw line ... Posted 25 points against Furman, hitting 8-of-11 from the field and a perfect 8-of-8 from the free throw line.

#33

RJ WHITE

SENIOR

SEASON HIGHS

Points26 at Wofford (11/25/17)
Rebound12 at Georgetown (12/22/16)
Assists 6 vs. S. Wesleyan (12/14/16)
Steals 2, three times
Blocks 3 at Georgetown (12/22/16)
FG Made10 at Wofford (11/25/17)
FG Att15 at Wofford (11/25/17)
3FG Made 5 at ETSU (1/12/17)
3FG Att 7 at ETSU (1/12/17)
FT Made8 vs. Furman (1/28/17)
FT Att12 vs. Wake Forest (12/9/16)

CAREER HIGHS

Points26, two times
Rebounds 14 vs. VMI (1/14/15)
Assists 6 vs. S. Wesleyan (12/14/16)
Steals 4 vs. Elon (2/19/14)
Blocks 6 at Western Carolina (1/10/15)
FG Made11 at Samford (2/18/16)
FG Attempts16, three times
3FG Made 5 at ETSU (1/12/17)
3FG Att 7 at ETSU (1/12/17)
FT Made8 vs. Furman (1/28/17)
FT Att12 vs. Wake Forest (12/9/16)

#33 RJ White

Opponent	Date	gs	min	Total		3-Pointers		Free throws		Rebounds			pf	a	t/o	blk	stl	pts	avg		
				fg-fga	pct	3fg-fga	pct	ft-fa	pct	off	def	tot								avg	
VIRGINIA	11/11/16	*	27	3-5	.600	1-2	.500	0-0	.000	1	3	4	4.0	3	0	2	1	1	7	7.0	
PRESBYTERIAN	11/14/16	*	27	3-8	.375	1-2	.500	2-4	.500	2	4	6	5.0	4	2	0	0	1	9	8.0	
at High Point	11/18/16	*	19	3-7	.429	0-1	.000	0-0	.000	1	5	6	5.3	2	0	3	0	1	6	7.3	
vs North Dakota State	11/19/16	*	24	1-8	.125	0-1	.000	2-3	.667	0	5	5	5.3	2	1	1	1	1	4	6.5	
vs Navy	11/20/16	*	31	5-7	.714	0-0	.000	1-1	1.000	1	1	2	4.6	2	2	2	1	1	11	7.4	
BELMONT ABBEY	11/25/16	*	15	4-4	1.000	0-0	.000	0-0	.000	2	5	7	5.0	3	1	1	0	1	8	7.5	
NORTH CAROLINA A&T	11/29/16	*	23	7-13	.538	0-0	.000	5-6	.833	4	3	7	5.3	4	1	1	2	1	19	9.1	
LIBERTY	12/03/16	*	24	6-8	.750	0-0	.000	4-11	.364	4	5	9	5.8	4	1	4	0	0	16	10.0	
MARS HILL	12/05/16	*	18	2-5	.400	0-0	.000	1-2	.500	1	6	7	5.9	1	4	3	0	2	5	9.4	
WAKE FOREST	12/09/16	*	27	8-13	.615	0-0	.000	6-12	.500	4	1	5	5.8	4	0	2	1	1	22	10.7	
SOUTHERN WESLEYAN	12/14/16	*	17	3-5	.600	0-0	.000	2-3	.667	1	5	6	5.8	2	6	2	0	1	8	10.5	
at AVL	12/19/16	*	32	7-12	.583	0-2	.000	0-4	.000	1	5	6	5.8	2	2	3	1	1	14	10.8	
at Georgetown	12/22/16	*	23	6-9	.667	1-1	1.000	1-3	.333	5	7	12	6.3	3	0	3	2	14	11.0		
at The Citadel	12/28/16	*	17	3-3	1.000	0-0	.000	0-0	.000	0	4	4	6.1	4	1	3	1	1	6	10.6	
SAMFORD	12/31/16	*	32	3-9	.333	0-1	.000	2-4	.500	3	8	11	6.5	4	1	2	0	1	8	10.5	
CHATTANOOGA	01/02/17	*	26	3-9	.333	0-1	.000	1-2	.500	1	4	5	6.4	5	2	0	2	0	7	10.3	
WESTERN CAROLINA	01/07/17	*	18	2-3	.667	0-0	.000	3-4	.750	0	7	7	6.4	5	1	2	1	2	7	10.1	
at ETSU	01/12/17	*	24	6-13	.462	5-7	.714	1-2	.500	3	3	6	6.4	4	0	3	0	1	18	10.5	
at VMI	01/14/17	*	22	5-8	.625	0-0	.000	1-2	.500	1	2	3	6.2	4	0	1	1	0	11	10.5	
MERCER	01/19/17	*	19	4-8	.500	0-1	.000	0-1	.000	1	5	6	6.2	5	1	3	1	1	8	10.4	
THE CITADEL	01/21/17	*	16	5-10	.500	0-0	.000	2-2	1.000	4	3	7	6.2	5	1	1	1	0	12	10.5	
at Wofford	01/25/17	*	27	10-15	.667	0-1	.000	6-7	.857	2	4	6	6.2	4	0	2	0	0	26	11.2	
FURMAN	01/28/17	*	33	8-11	.727	1-2	.500	8-8	1.000	3	4	7	6.3	2	1	4	0	0	25	11.8	
at Chattanooga	02/02/17	*	27	4-11	.364	0-3	.000	3-4	.750	3	3	6	6.3	1	1	2	0	0	11	11.8	
Totals			24	568	111-204	.544	9-25	.360	51-85	.600	48	102	150	6.3	79	29	50	17	20	282	11.8

Games played: 24
 Minutes/game: 23.7
 Points/game: 11.8
 FG Pct: 54.4
 3FG Pct: 36.0
 FT Pct: 60.0

Rebounds/game: 6.3
 Assists/game: 1.2
 Turnovers/game: 2.1
 Assist/turnover ratio: 0.6
 Steals/game: 0.8
 Blocks/game: 0.7

RJ WHITE'S CAREER STATISTICS

Season	gp-gs	min/avg	Total		3-Point		F-Throws		Rebounds				Scoring							
			fg-fga	pct	fg-fga	pct	ft-fa	pct	off	def	tot	avg	pf	fo	ast	to	blk	stl	pts	avg
2012-13	7-0	48/6.9	3-11	.273	0-1	.000	4-4	1.000	3	13	16	2.3	9	0	2	4	4	1	10	1.4
2013-14	32-0	503/15.7	85-164	.518	1-4	.250	38-61	.623	43	128	171	5.3	107	4	11	42	16	16	209	6.5
2014-15	33-21	784/23.8	155-278	.558	18-44	.409	60-104	.577	64	165	229	6.9	125	9	38	48	50	43	388	11.8
2015-16	33-31	898/27.2	167-271	.616	8-27	.296	60-94	.638	69	160	229	6.9	111	5	36	58	33	23	402	12.2
2016-17	24-24	568/23.7	111-204	.544	9-25	.360	51-85	.600	48	102	150	6.3	79	4	29	50	17	20	282	11.8
TOTAL	129-76	2801/21.7	521-928	.561	36-101	.356	213-348	.612	227	568	795	6.2	431	22	116	202	120	103	1291	10.0



2016-17 UNCG Men's BASKETBALL



2016-17 UNCG Men's Basketball UNCG Combined Team Statistics (as of Feb 02, 2017) All games

RECORD:	OVERALL	HOME	AWAY	NEUTRAL
ALL GAMES	16-8	10-4	4-4	2-0
CONFERENCE	7-4	4-2	3-2	0-0
NON-CONFERENCE	9-4	6-2	1-2	2-0

#	Player	gp-gs	min	avg	Total		3-Point		F-Throw		Rebounds				pf	dq	a	to	blk	stl	pts	avg			
					fg-fga	fg%	3fg-fga	3fg%	ft-fga	ft%	off	def	tot	avg											
10	Francis Alonso	24-23	657	27.4	99-216	.458	63-138	.457	66-74	.892	5	38	43	1.8	59	1	40	47	2	16	327	13.6			
20	Diante Baldwin	24-24	717	29.9	111-262	.424	28-74	.378	58-74	.784	19	65	84	3.5	49	0	100	55	3	46	308	12.8			
33	RJ White	24-24	568	23.7	111-204	.544	9-25	.360	51-85	.600	48	102	150	6.3	79	4	29	50	17	20	282	11.8			
01	Marvin Smith	23-23	580	25.2	74-190	.389	36-114	.316	36-47	.766	37	68	105	4.6	66	3	25	35	16	23	220	9.6			
11	Demetrius Troy	23-2	532	23.1	67-158	.424	34-84	.405	21-26	.808	12	44	56	2.4	34	1	89	50	0	29	189	8.2			
32	Jordy Kuiper	24-24	538	22.4	61-115	.530	9-31	.290	14-23	.609	52	73	125	5.2	52	1	17	28	2	9	145	6.0			
21	James Dickey	22-0	446	20.3	53-95	.558	0-1	.000	25-45	.556	57	87	144	6.5	44	0	20	36	28	12	131	6.0			
02	Malik Massey	24-0	415	17.3	33-83	.398	21-42	.500	10-17	.588	2	21	23	1.0	24	0	26	18	0	14	97	4.0			
14	Kyrin Galloway	18-0	136	7.6	16-23	.696	0-1	.000	10-12	.833	15	23	38	2.1	18	0	5	5	11	3	42	2.3			
03	Jelani Mofford	4-0	17	4.3	3-6	.500	2-4	.500	0-0	.000	0	0	0	0.0	3	0	1	1	0	1	8	2.0			
04	Taqi Muhammad	4-0	21	5.3	2-3	.667	0-1	.000	3-4	.750	1	2	3	0.8	1	0	2	3	0	1	7	1.8			
15	Garrett Collins	14-0	62	4.4	8-22	.364	6-19	.316	2-2	1.000	0	4	4	0.3	6	0	1	2	1	3	24	1.7			
13	Justin Jordan	6-0	35	5.8	3-8	.375	1-2	.500	2-2	1.000	0	5	5	0.8	2	0	1	2	0	3	9	1.5			
25	Lloyd Burgess	10-0	75	7.5	5-8	.625	0-0	.000	3-8	.375	8	6	14	1.4	10	0	3	8	2	1	13	1.3			
Team											29	32	61												10
Total.....		24	4799		646-1393	.464	209-536	.390	301-419	.718	285	570	855	35.6	447	10	359	350	82	181	1802	75.1			
Opponents.....		24	4801		573-1316	.435	184-504	.365	336-458	.734	242	506	748	31.2	421	-	304	358	68	169	1666	69.4			

TEAM STATISTICS	UNCG	OPP	Date	Opponent	Score	Att.
SCORING	1802	1666	11/11/16	VIRGINIA	L 51-76	5513
Points per game	75.1	69.4	11/14/16	PRESBYTERIAN	w 61-42	1689
Scoring margin	+5.7	-	11/18/16	at High Point	L 57-63	1750
FIELD GOALS-ATT	646-1393	573-1316	11/19/16	vs North Dakota State	w 65-54	0
Field goal pct	.464	.435	11/20/16	vs Navy	w 72-59	0
3 POINT FG-ATT	209-536	184-504	11/25/16	BELMONT ABBEY	w 90-54	1459
3-point FG pct	.390	.365	11/29/16	NORTH CAROLINA A&T	w 86-66	3146
3-pt FG made per game	8.7	7.7	12/03/16	LIBERTY	w 72-65	1552
FREE THROWS-ATT	301-419	336-458	12/05/16	MARS HILL	w 108-56	1539
Free throw pct	.718	.734	12/09/16	WAKE FOREST	L 75-78	3607
F-Throws made per game	12.5	14.0	12/14/16	SOUTHERN WESLEYAN	w 96-61	1334
REBOUNDS	855	748	12/19/16	at AVL	w 75-73	1269
Rebounds per game	35.6	31.2	12/22/16	at Georgetown	L 56-78	8096
Rebounding margin	+4.5	-	* 12/28/16	at The Citadel	w 95-87	1221
ASSISTS	359	304	* 12/31/16	SAMFORD	L 62-73	1673
Assists per game	15.0	12.7	* 01/02/17	CHATTANOOGA	w 73-68	1546
TURNOVERS	350	358	* 01/07/17	WESTERN CAROLINA	w 76-57	1455
Turnovers per game	14.6	14.9	* 01/12/17	at ETSU	w 83-79	4112
Turnover margin	+0.3	-	* 01/14/17	at VMI	w 91-82	889
Assist/turnover ratio	1.0	0.8	* 01/19/17	MERCER	w 68-66	2073
STEALS	181	169	* 01/21/17	THE CITADEL	w 81-72	2783
Steals per game	7.5	7.0	* 01/25/17	at Wofford	L 74-93	1596
BLOCKS	82	68	* 01/28/17	FURMAN	L 67-73	3884
Blocks per game	3.4	2.8	* 02/02/17	at Chattanooga	L 68-91	4364
ATTENDANCE	33253	23297				
Home games-Avg/Game	14-2375	8-2912	* = Conference game			
Neutral site-Avg/Game	-	2-0				

Score by Periods	1st	2nd	Totals
UNCG	874	928	1802
Opponents	751	915	1666



2016-17 UNCG MEN'S BASKETBALL



2016-17 UNCG Men's Basketball UNCG Combined Team Statistics (as of Feb 02, 2017) Conference games

RECORD:	OVERALL	HOME	AWAY	NEUTRAL
ALL GAMES	7-4	4-2	3-2	0-0
CONFERENCE	7-4	4-2	3-2	0-0
NON-CONFERENCE	0-0	0-0	0-0	0-0

#	Player	gp-gs	min	avg	Total		3-Point		F-Throw		Rebounds			pf	dq	a	to	blk	stl	pts	avg	
					fg-fga	fg%	3fg-fga	3fg%	ft-fga	ft%	off	def	tot									avg
10	Francis Alonso	11-11	310	28.2	51-101	.505	28-58	.483	40-45	.889	2	21	23	2.1	26	0	13	21	1	5	170	15.5
20	Diante Baldwin	11-11	338	30.7	55-121	.455	14-36	.389	33-42	.786	6	26	32	2.9	25	0	47	29	3	17	157	14.3
33	RJ White	11-11	261	23.7	53-100	.530	6-16	.375	27-36	.750	21	47	68	6.2	43	4	9	23	7	6	139	12.6
11	Demetrius Troy	11-1	252	22.9	33-62	.532	13-32	.406	14-16	.875	2	22	24	2.2	15	1	39	27	0	10	93	8.5
01	Marvin Smith	10-10	280	28.0	23-72	.319	12-43	.279	20-26	.769	14	31	45	4.5	31	2	12	22	8	4	78	7.8
21	James Dickey	10-0	200	20.0	28-43	.651	0-1	.000	13-27	.481	21	44	65	6.5	19	0	8	21	11	7	69	6.9
32	Jordy Kuiper	11-11	257	23.4	26-57	.456	1-14	.071	6-10	.600	30	43	73	6.6	26	1	5	13	1	3	59	5.4
02	Malik Massey	11-0	190	17.3	9-33	.273	8-16	.500	7-10	.700	1	9	10	0.9	14	0	11	8	0	6	33	3.0
14	Kyrin Galloway	10-0	64	6.4	8-12	.667	0-1	.000	10-12	.833	9	7	16	1.6	8	0	1	2	8	0	26	2.6
13	Justin Jordan	5-0	31	6.2	3-6	.500	1-2	.500	2-2	1.000	0	4	4	0.8	2	0	1	1	0	3	9	1.8
15	Garrett Collins	5-0	15	3.0	2-3	.667	1-2	.500	0-0	.000	0	2	2	0.4	0	0	0	1	0	2	5	1.0
25	Lloyd Burgess	1-0	2	2.0	0-0	.000	0-0	.000	0-0	.000	0	0	0	0.0	1	0	0	0	0	0	0	0.0
Team											9	15	24				5					
Total.....		11	2200		291-610	.477	84-221	.380	172-226	.761	115	271	386	35.1	210	8	146	173	39	63	838	76.2
Opponents.....		11	2200		286-649	.441	94-256	.367	175-229	.764	121	228	349	31.7	210	-	150	142	24	69	841	76.5

TEAM STATISTICS	UNCG	OPP	Date	Opponent	Score	Att.
SCORING	838	841	* 12/28/16	at The Citadel	w 95-87	1221
Points per game	76.2	76.5	* 12/31/16	SAMFORD	L 62-73	1673
Scoring margin	-0.3	-	* 01/02/17	CHATTANOOGA	w 73-68	1546
FIELD GOALS-ATT	291-610	286-649	* 01/07/17	WESTERN CAROLINA	w 76-57	1455
Field goal pct	.477	.441	* 01/12/17	at ETSU	w 83-79	4112
3 POINT FG-ATT	84-221	94-256	* 01/14/17	at VMI	w 91-82	889
3-point FG pct	.380	.367	* 01/19/17	MERCER	w 68-66	2073
3-pt FG made per game	7.6	8.5	* 01/21/17	THE CITADEL	w 81-72	2783
FREE THROWS-ATT	172-226	175-229	* 01/25/17	at Wofford	L 74-93	1596
Free throw pct	.761	.764	* 01/28/17	FURMAN	L 67-73	3884
F-Throws made per game	15.6	15.9	* 02/02/17	at Chattanooga	L 68-91	4364
REBOUNDS	386	349	* = Conference game			
Rebounds per game	35.1	31.7				
Rebounding margin	+3.4	-				
ASSISTS	146	150				
Assists per game	13.3	13.6				
TURNOVERS	173	142				
Turnovers per game	15.7	12.9				
Turnover margin	-2.8	-				
Assist/turnover ratio	0.8	1.1				
STEALS	63	69				
Steals per game	5.7	6.3				
BLOCKS	39	24				
Blocks per game	3.5	2.2				
ATTENDANCE	13414	12182				
Home games-Avg/Game	6-2236	5-2436				
Neutral site-Avg/Game	-	0-0				

Score by Periods	1st	2nd	Totals
UNCG	388	450	838
Opponents	377	464	841



2016-17 UNCG Men's BASKETBALL



2016-17 UNCG Men's Basketball UNCG Team Game-by-Game (as of Feb 03, 2017) All games

TEAM STATISTICS

Opponent	Date	Score		Total		3-Pointers		Free throws		Rebounds				pf	a	t/o	blk	stl	pts	avg
				fg-fga	pct	3fg-fga	pct	ft-fa	pct	off	def	tot	avg							
VIRGINIA	11/11/16	51-76	L	17-46	.370	7-21	.333	10-13	.769	7	14	21	21.0	15	7	13	1	6	51	51.0
PRESBYTERIAN	11/14/16	61-42	W	22-67	.328	10-30	.333	7-14	.500	26	21	47	34.0	15	15	14	1	15	61	56.0
at High Point	11/18/16	57-63	L	22-61	.361	10-28	.357	3-6	.500	15	25	40	36.0	18	8	15	2	5	57	56.3
vs North Dakota State	11/19/16	65-54	W	23-55	.418	9-22	.409	10-13	.769	9	20	29	34.2	14	12	9	2	9	65	58.5
vs Navy	11/20/16	72-59	W	31-53	.585	8-21	.381	2-3	.667	10	16	26	32.6	19	20	14	4	7	72	61.2
BELMONT ABBEY	11/25/16	90-54	W	37-73	.507	11-35	.314	5-12	.417	19	25	44	34.5	19	27	12	3	15	90	66.0
NORTH CAROLINA A&T	11/29/16	86-66	W	31-69	.449	13-31	.419	11-12	.917	11	26	37	34.9	21	23	12	9	7	86	68.9
LIBERTY	12/03/16	72-65	W	21-50	.420	5-17	.294	25-36	.694	9	28	37	35.1	22	7	14	1	9	72	69.2
MARS HILL	12/05/16	108-56	W	37-59	.627	18-27	.667	16-21	.762	7	29	36	35.2	22	25	17	4	17	108	73.6
WAKE FOREST	12/09/16	75-78	L	25-56	.446	8-22	.364	17-23	.739	13	18	31	34.8	20	9	15	3	7	75	73.7
SOUTHERN WESLEYAN	12/14/16	96-61	W	37-62	.597	13-27	.481	9-13	.692	10	28	38	35.1	13	28	13	6	7	96	75.7
at AVL	12/19/16	75-73	W	30-60	.500	10-20	.500	5-12	.417	13	26	39	35.4	17	20	15	3	7	75	75.7
at Georgetown	12/22/16	56-78	L	22-72	.306	3-14	.214	9-15	.600	21	23	44	36.1	22	12	14	4	7	56	74.2
at The Citadel	12/28/16	95-87	W	34-59	.576	11-19	.579	16-27	.593	9	42	51	37.1	27	22	28	4	8	95	75.6
SAMFORD	12/31/16	62-73	L	22-58	.379	6-26	.231	12-14	.857	12	23	35	37.0	25	13	15	1	7	62	74.7
CHATTANOOGA	01/02/17	73-68	W	26-59	.441	7-19	.368	14-17	.824	11	21	32	36.7	17	12	9	4	4	73	74.6
WESTERN CAROLINA	01/07/17	76-57	W	28-49	.571	8-21	.381	12-17	.706	9	27	36	36.6	17	13	18	8	7	76	74.7
at ETSU	01/12/17	83-79	W	26-52	.500	13-20	.650	18-22	.818	8	23	31	36.3	22	10	17	3	5	83	75.2
at VMI	01/14/17	91-82	W	32-54	.593	9-17	.529	18-24	.750	8	21	29	35.9	15	15	13	2	6	91	76.0
MERCER	01/19/17	68-66	W	23-53	.434	8-22	.364	14-22	.636	10	24	34	35.8	20	11	12	3	7	68	75.6
THE CITADEL	01/21/17	81-72	W	27-65	.415	7-27	.259	20-28	.714	21	30	51	36.6	20	18	17	2	5	81	75.9
at Wofford	01/25/17	74-93	L	25-53	.472	5-16	.313	19-21	.905	7	22	29	36.2	19	8	13	0	3	74	75.8
FURMAN	01/28/17	67-73	L	23-51	.451	7-21	.333	14-14	1.000	7	21	28	35.9	15	12	16	3	4	67	75.4
at Chattanooga	02/02/17	68-91	L	25-57	.439	3-13	.231	15-20	.750	13	17	30	35.6	13	12	15	9	7	68	75.1
UNCG		1802		646-1393	.464	209-536	.390	301-419	.718	285	570	855	35.6	447	359	350	82	181	1802	75.1
Opponents		1666		573-1316	.435	184-504	.365	336-458	.734	242	506	748	31.2	421	304	358	68	169	1666	69.4

Games played: 24
Points/game: 75.1
FG Pct: 46.4
3FG Pct: 39.0
FT Pct: 71.8

Rebounds/game: 35.6
Assists/game: 15.0
Turnovers/game: 14.6
Assist/turnover ratio: 1.0
Steals/game: 7.5
Blocks/game: 3.4



2016-17 UNCG Men's BASKETBALL



2016-17 UNCG Men's Basketball UNCG Opponent Game-by-Game (as of Feb 03, 2017) All games

OPPONENT STATISTICS

Opponent	Date	Score		Total		3-Pointers		Free throws		Rebounds				pf	a	t/o	blk	stl	pts	avg
				fg-fga	pct	3fg-fga	pct	ft-fa	pct	off	def	tot	avg							
VIRGINIA	11/11/16	51-76	L	26-50	.520	8-16	.500	16-18	.889	11	24	35	35.0	17	13	11	1	8	76	76.0
PRESBYTERIAN	11/14/16	61-42	W	13-39	.333	5-16	.313	11-14	.786	7	21	28	31.5	12	6	23	3	9	42	59.0
at High Point	11/18/16	57-63	L	23-49	.469	7-16	.438	10-15	.667	5	26	31	31.3	14	13	11	8	11	63	60.3
vs North Dakota State	11/19/16	65-54	W	20-40	.500	9-18	.500	5-8	.625	2	25	27	30.3	13	14	20	4	6	54	58.8
vs Navy	11/20/16	72-59	W	21-48	.438	5-19	.263	12-14	.857	11	12	23	28.8	11	11	13	0	7	59	58.8
BELMONT ABBEY	11/25/16	90-54	W	15-46	.326	6-23	.261	18-21	.857	6	16	22	27.7	12	7	21	2	5	54	58.0
NORTH CAROLINA A&T	11/29/16	86-66	W	25-61	.410	2-14	.143	14-25	.560	14	23	37	29.0	16	8	17	1	11	66	59.1
LIBERTY	12/03/16	72-65	W	21-52	.404	8-27	.296	15-23	.652	9	24	33	29.5	28	12	17	4	5	65	59.9
MARS HILL	12/05/16	108-56	W	19-56	.339	7-23	.304	11-18	.611	13	18	31	29.7	20	12	26	2	7	56	59.4
WAKE FOREST	12/09/16	75-78	L	26-52	.500	8-18	.444	18-25	.720	10	21	31	29.8	24	13	15	3	11	78	61.3
SOUTHERN WESLEYAN	12/14/16	96-61	W	24-59	.407	6-16	.375	7-14	.500	12	16	28	29.6	13	7	18	4	8	61	61.3
at AVL	12/19/16	75-73	W	27-62	.435	10-25	.400	9-13	.692	13	21	34	30.0	13	15	11	2	7	73	62.2
at Georgetown	12/22/16	56-78	L	27-53	.509	9-17	.529	15-21	.714	8	31	39	30.7	18	23	13	10	5	78	63.5
at The Citadel	12/28/16	95-87	W	25-76	.329	10-34	.294	27-36	.750	15	21	36	31.1	23	11	12	2	9	87	65.1
SAMFORD	12/31/16	62-73	L	21-46	.457	10-22	.455	21-29	.724	6	23	29	30.9	18	12	13	3	8	73	65.7
CHATTANOOGA	01/02/17	73-68	W	23-59	.390	4-18	.222	18-20	.900	13	23	36	31.3	16	8	12	5	6	68	65.8
WESTERN CAROLINA	01/07/17	76-57	W	22-64	.344	4-13	.308	9-16	.563	18	14	32	31.3	15	7	13	0	6	57	65.3
at ETSU	01/12/17	83-79	W	25-51	.490	8-18	.444	21-26	.808	7	22	29	31.2	19	12	16	4	9	79	66.1
at VMI	01/14/17	91-82	W	31-66	.470	12-31	.387	8-15	.533	17	17	34	31.3	22	19	14	4	5	82	66.9
MERCER	01/19/17	68-66	W	22-50	.440	6-18	.333	16-22	.727	7	27	34	31.5	20	13	12	0	1	66	66.8
THE CITADEL	01/21/17	81-72	W	22-57	.386	10-32	.313	18-21	.857	7	17	24	31.1	26	12	14	1	7	72	67.1
at Wofford	01/25/17	74-93	L	34-62	.548	11-25	.440	14-16	.875	8	22	30	31.0	17	24	7	2	2	93	68.3
FURMAN	01/28/17	67-73	L	26-55	.473	8-25	.320	13-15	.867	9	21	30	31.0	13	11	13	1	9	73	68.5
at Chattanooga	02/02/17	68-91	L	35-63	.556	11-20	.550	10-13	.769	14	21	35	31.2	21	21	16	2	7	91	69.4
Opponents		1666		573-1316	.435	184-504	.365	336-458	.734	242	506	748	31.2	421	304	358	68	169	1666	69.4
UNCG		1802		646-1393	.464	209-536	.390	301-419	.718	285	570	855	35.6	447	359	350	82	181	1802	75.1

Games played: 24
Points/game: 69.4
FG Pct: 43.5
3FG Pct: 36.5
FT Pct: 73.4

Rebounds/game: 31.2
Assists/game: 12.7
Turnovers/game: 14.9
Assist/turnover ratio: 0.8
Steals/game: 7.0
Blocks/game: 2.8



2016-17 UNCG MEN'S BASKETBALL



#7 VIRGINIA 76, UNCG 51

Virginia 76 - 1-0

#	Player	Total			3-Ptr			Rebounds			PF	TP	A	TO	Blk	Stl	Min
		FG-FGA	FG-FGA	FT-FTA	FG-FGA	FG-FGA	FT-FTA	Off	Def	Tot							
21	Isaiah Wilkins	f	4-7	1-1	1-1	3	6	9	2	0	0	2	0	0	0	29	
33	Jack Salt	c	2-4	0-0	3-4	3	1	4	2	7	3	1	1	0	0	27	
00	Devon Hall	g	1-5	1-3	2-2	0	4	4	2	5	0	0	0	0	2	23	
32	London Perrantes	g	4-8	2-4	0-0	0	3	3	1	0	3	1	0	0	0	26	
51	Darius Thompson	g	4-6	3-4	1-2	0	1	1	2	12	1	1	0	1	0	23	
02	Justice Bartley	g	0-1	0-1	0-0	0	2	2	0	0	0	0	0	0	0	2	
04	Marial Shayok	g	5-8	0-1	5-5	0	1	1	1	15	0	0	0	0	0	20	
05	Kyle Guy	g	3-5	1-1	0-0	0	1	1	3	7	3	0	0	0	2	19	
10	Trevon Gross Jr.	g	0-1	0-1	0-0	0	0	0	1	0	0	0	0	0	0	2	
11	Ty Jerome	g	0-0	0-0	2-2	0	3	3	2	2	0	2	0	0	0	9	
24	Jeff Jones	g	0-0	0-0	0-0	1	0	1	0	0	0	1	0	0	0	2	
31	Jarred Reuter	g	3-5	0-0	2-2	4	2	6	2	8	1	5	0	0	0	18	
	Team					0	0	0									
	Totals		26-50	8-16	16-18	11	24	35	17	76	13	11	1	8	200		
	FG % 1st Half:	15-28	53.6%	2nd half:	11-22	50.0%	Game:	26-50	52.0%							Deadball	
	3FG % 1st Half:	6-10	60.0%	2nd half:	2-6	33.3%	Game:	8-16	50.0%							Rebounds	
	FT % 1st Half:	6-8	75.0%	2nd half:	10-10	100.0%	Game:	16-18	88.9%							1	

UNCG 51 - 0-1

#	Player	Total			3-Ptr			Rebounds			PF	TP	A	TO	Blk	Stl	Min
		FG-FGA	FG-FGA	FT-FTA	FG-FGA	FG-FGA	FT-FTA	Off	Def	Tot							
01	Marvin Smith	f	4-8	2-6	0-0	1	3	4	3	10	1	2	0	0	0	30	
32	Jordy Kuiper	f	3-8	1-5	0-1	2	1	3	1	7	0	1	0	1	0	26	
33	RJ White	c	3-5	1-2	0-0	1	3	4	3	7	0	2	1	1	0	27	
10	Francis Alonso	g	3-10	2-4	6-6	0	0	0	2	14	0	3	0	2	0	32	
20	Diante Baldwin	g	2-9	1-1	2-2	2	3	5	3	7	4	2	0	2	0	30	
02	Malik Massey	g	2-6	0-3	2-4	0	1	1	2	6	1	0	0	0	0	23	
03	Jelani Mofford	g	0-0	0-0	0-0	0	0	0	0	0	0	0	0	0	0	2	
04	Taqi Muhammad	g	0-0	0-0	0-0	0	0	0	0	0	0	1	0	0	0	6	
14	Kyrin Galloway	g	0-0	0-0	0-0	0	2	2	1	0	1	0	0	0	0	11	
15	Garrett Collins	g	0-0	0-0	0-0	0	0	0	0	0	0	0	0	0	0	2	
25	Lloyd Burgess	g	0-0	0-0	0-0	1	1	2	0	0	0	0	0	0	0	11	
	Team					0	0	0									
	Totals		17-46	7-21	10-13	7	14	21	15	51	7	13	1	6	200		
	FG % 1st Half:	7-22	31.8%	2nd half:	10-24	41.7%	Game:	17-46	37.0%							Deadball	
	3FG % 1st Half:	3-9	33.3%	2nd half:	4-12	33.3%	Game:	7-21	33.3%							Rebounds	
	FT % 1st Half:	0-0	0.0%	2nd half:	10-13	76.9%	Game:	10-13	76.9%							1	

Officials: Antoine Dawkins, Alan Spainhour, Danny Stryfeler
 Technical fouls: Virginia-None. UNCG-None.
 Attendance: 5513
 2016-17 Season Opener

Score by periods	1st	2nd	Total
Virginia	42	34	76
UNCG	17	34	51

Points	In	Off	2nd	Fast	Bench
VA	28	21	13	12	32
UNCG	18	12	9	4	6

Last FG - VA 2nd-03.03, UNCG 2nd-00.16.
 Largest lead - VA by 31 2nd-17.01, UNCG None.
 VA led for 39:06. UNCG led for 00:00. Game was tied for 00:54.

Score tied - 0 times.
 Lead changed - 0 times.

UNCG 61, PRESBYTERIAN 42

Presbyterian 42 - 1-1

#	Player	Total			3-Ptr			Rebounds			PF	TP	A	TO	Blk	Stl	Min
		FG-FGA	FG-FGA	FT-FTA	FG-FGA	FG-FGA	FT-FTA	Off	Def	Tot							
35	VENABLE, Austin	c	0-0	0-0	0-0	0	3	3	4	0	0	1	1	1	1	16	
05	BELL, Davon	g	3-7	1-3	2-2	0	3	3	0	9	2	3	0	0	0	24	
14	DILLARD, Reggie	g	0-2	0-2	0-0	0	0	0	0	0	0	3	1	1	1	25	
21	MILLNER, Jo/Vontae	g	3-10	2-5	0-1	2	4	6	3	8	0	3	0	0	0	25	
25	YOUNGER, J.C.	g	1-5	0-1	4-5	2	2	4	2	6	1	4	0	0	0	29	
00	WITHERS, Jaron	g	1-2	0-0	0-0	0	1	1	1	2	1	3	1	1	1	11	
01	MOORE, Darius	g	2-3	1-2	2-2	0	0	0	1	7	1	2	1	1	0	16	
04	McGREGOR, Myles	g	0-0	0-0	0-0	0	0	0	0	0	0	0	0	0	0	1	
11	TETE, Armel	g	0-0	0-0	0-0	0	0	0	0	0	0	0	0	0	0	1	
23	ARROYO, Ruben	g	0-3	0-0	0-0	0	2	2	0	0	0	1	0	0	0	13	
24	ADAMS, Will	g	3-5	1-3	0-0	0	1	1	1	7	0	1	0	3	17		
34	DREW, Ed	g	0-2	0-0	3-4	3	3	6	0	3	1	1	0	0	2	23	
	Team					0	2	2									
	Totals		13-39	5-16	11-14	7	21	28	12	42	6	23	3	9	201		
	FG % 1st Half:	5-18	27.8%	2nd half:	8-21	38.1%	Game:	13-39	33.3%							Deadball	
	3FG % 1st Half:	2-7	28.6%	2nd half:	3-9	33.3%	Game:	5-16	31.3%							Rebounds	
	FT % 1st Half:	3-4	75.0%	2nd half:	8-10	80.0%	Game:	11-14	78.6%							1,1	

UNCG 61 - 1-1

#	Player	Total			3-Ptr			Rebounds			PF	TP	A	TO	Blk	Stl	Min
		FG-FGA	FG-FGA	FT-FTA	FG-FGA	FG-FGA	FT-FTA	Off	Def	Tot							
01	Marvin Smith	f	5-14	2-7	2-2	5	6	11	2	14	0	3	0	2	0	23	
32	Jordy Kuiper	f	2-7	0-1	1-4	5	1	6	2	5	2	0	0	1	0	23	
33	RJ White	c	3-8	1-2	2-4	2	4	6	4	9	2	0	0	1	0	27	
10	Francis Alonso	g	2-7	1-6	0-0	0	3	3	1	5	3	2	0	1	0	27	
20	Diante Baldwin	g	4-11	2-5	1-2	0	2	2	2	11	4	3	0	5	35		
02	Malik Massey	g	2-5	2-3	0-0	0	1	1	0	6	0	1	0	1	0	19	
03	Jelani Mofford	g	0-0	0-0	0-0	0	0	0	0	0	0	0	0	0	0	1	
11	Demetrius Troy	g	3-10	2-6	0-0	4	0	4	3	8	3	3	0	2	18		
21	James Dickey	g	1-5	0-0	1-2	7	3	10	1	3	1	2	1	2	22		
25	Lloyd Burgess	g	0-0	0-0	0-0	0	0	0	0	0	0	0	0	0	0	4	
	Team					3	1	4									
	Totals		22-67	10-30	7-14	26	21	47	15	61	15	14	1	15	199		
	FG % 1st Half:	12-34	35.3%	2nd half:	10-33	30.3%	Game:	22-67	32.8%							Deadball	
	3FG % 1st Half:	3-16	18.8%	2nd half:	7-14	50.0%	Game:	10-30	33.3%							Rebounds	
	FT % 1st Half:	2-6	33.3%	2nd half:	5-8	62.5%	Game:	7-14	50.0%							4	

Officials: Rick Hartzell, Chris King, JW Lucas
 Technical fouls: Presbyterian-None. UNCG-None.
 Attendance: 1689

Score by periods	1st	2nd	Total
Presbyterian	15	27	42
UNCG	29	32	61

Points	In	Off	2nd	Fast	Bench
PC	16	14	6	8	19
UNCG	24	18	23	6	17

Last FG - PC 2nd-00.44, UNCG 2nd-00.57.
 Largest lead - PC None. UNCG by 25 2nd-11.52.
 PC led for 00:00. UNCG led for 38:31. Game was tied for 01:03.

Score tied - 0 times.
 Lead changed - 0 times.

HIGH POINT 63, UNCG 57

UNCG 57 - 1-2

#	Player	Total			3-Ptr			Rebounds			PF	TP	A	TO	Blk	Stl	Min
		FG-FGA	FG-FGA	FT-FTA	FG-FGA	FG-FGA	FT-FTA	Off	Def	Tot							
01	Marvin Smith	f	3-10	2-8	0-0	3	2	5	4	8	2	1	0	1	0	27	
32	Jordy Kuiper	f	2-3	1-1	0-0	2	4	6	3	5	1	0	1	0	1	23	
33	RJ White	c	3-7	0-1	0-0	1	5	6	2	6	0	3	0	1	1	19	
10	Francis Alonso	g	4-13	2-8	1-2	0	0	0	3	11	1	4	0	1	31		
20	Diante Baldwin	g	7-15	3-6	2-4	1	5	6	2	19	2	2	0	0	0	35	
02	Malik Massey	g	0-1	0-0	0-0	0	1	1	0	0	1	1	0	1	0	13	
11	Demetrius Troy	g	2-8	2-4	0-0	1	0	1	1	6	1	1	0	0	0	18	
14	Kyrin Galloway	g	0-0	0-0	0-0	0	2	2	0	0	0	0	0	0	0	2	
21	James Dickey	g	1-3	0-0	0-0	3	5	8	2	2	0	2	2	0	0	24	
25	Lloyd Burgess	g	0-1	0-0	0-0	0	0	0	1	0	0	1	0	0	0	8	
	Team					4	1	5									
	Totals		22-61	10-28	3-6	15	25	40	18	57	8	15	2	5	200		
	FG % 1st Half:	8-30	26.7%	2nd half:	14-31	45.2%	Game:	22-61	36.1%							Deadball	
	3FG % 1st Half:	5-12	41.7%	2nd half:	5-16	31.3%	Game:	10-28	35.7%							Rebounds	
	FT % 1st Half:	2-4	50.0%	2nd half:	1-2	50.0%	Game:	3-6	50.0%							1	

High Point 63 - 2-1



2016-17 UNCG MEN'S BASKETBALL



UNCG 72, NAVY 59

Navy 59 - 1-4

#	Player	Total			3-Ptr			Rebounds			PF	TP	A	TO	Blk	Stl	Min
		FG-FGA	FG-FGA	FT-FTA	FG-FGA	FG-FGA	FT-FTA	Off	Def	Tot							
01	Lacey, Tom	f	0-3	0-0	2-2	1	0	1	2	2	0	2	0	0	0	15	
04	Wieck, Evan	f	1-2	0-0	0-0	2	2	4	1	2	0	0	0	0	0	22	
02	Abdullah, Hasan	g	1-3	0-2	2-2	1	2	3	2	4	4	4	0	6	23		
05	Pearson, Ryan	g	0-3	0-2	0-0	0	1	1	1	0	0	1	0	1	16		
20	Anderson, Shawn	g	6-11	0-2	7-8	2	4	6	0	19	2	2	0	0	26		
00	Fox, Nourse	f	1-4	1-4	0-0	0	0	0	0	3	3	0	0	0	16		
12	Fong, Zach	f	1-5	0-3	0-0	1	1	2	0	2	1	0	0	0	7		
14	Dulin, Bryce	f	4-7	2-3	1-2	1	0	1	0	11	0	1	0	0	24		
21	Kiernan, George	f	3-4	2-3	0-0	0	1	1	3	8	0	1	0	0	20		
22	Vermeer, Grant	f	1-1	0-0	0-0	1	0	1	0	2	0	0	0	0	2		
23	Lewis, Mo	f	1-2	0-0	0-0	0	0	0	0	2	0	0	0	0	3		
30	McClure, Kyran	f	0-0	0-0	0-0	0	0	0	0	0	1	0	0	0	3		
32	Hemphill, James	f	1-1	0-0	0-0	1	1	2	2	2	0	2	0	0	10		
33	Alade, Edward	f	0-1	0-0	0-0	0	0	0	0	0	0	0	0	0	10		
42	Butler, James	f	1-1	0-0	0-0	0	0	0	0	2	0	0	0	0	3		
	Team					1	0	1									
	Totals		21-48	5-19	12-14	11	12	23	11	59	11	13	0	7	200		
	FG % 1st Half:	9-28	32.1%	2nd half:	12-20	60.0%	Game:	21-48	43.8%						Deadball Rebounds		
	3FG % 1st Half:	2-12	16.7%	2nd half:	3-7	42.9%	Game:	5-19	26.3%						2		
	FT % 1st Half:	6-8	75.0%	2nd half:	6-6	100.0%	Game:	12-14	85.7%								

UNCG 72 - 3-2

#	Player	Total			3-Ptr			Rebounds			PF	TP	A	TO	Blk	Stl	Min
		FG-FGA	FG-FGA	FT-FTA	FG-FGA	FG-FGA	FT-FTA	Off	Def	Tot							
01	Marvin Smith	f	3-8	2-5	0-0	2	3	5	3	8	2	2	0	2	26		
32	Jordy Kuiper	f	3-4	0-1	1-2	3	3	6	2	7	1	2	1	0	18		
33	RJ White	c	5-7	0-0	1-1	1	1	2	2	11	2	2	1	1	31		
10	Francis Alonso	g	1-6	1-5	0-0	0	0	0	3	2	1	0	0	24			
20	Diante Baldwin	g	6-8	1-3	0-0	1	3	4	2	13	3	3	0	1	33		
02	Malik Massey	g	3-3	1-1	0-0	0	2	2	7	1	1	0	0	14			
04	Taqqi Muhammad	f	0-0	0-0	0-0	0	0	0	0	0	0	0	0	2			
11	Demetrius Troy	f	6-8	3-5	0-0	0	1	1	2	15	6	2	0	2	25		
15	Garrett Collins	f	0-1	0-1	0-0	0	0	0	0	0	0	0	0	2			
21	James Dickey	f	4-6	0-0	0-0	1	1	2	0	8	3	1	2	1	23		
25	Lloyd Burgess	f	0-2	0-0	0-0	2	0	2	1	0	0	0	0	0	2		
	Team					0	2	2									
	Totals		31-53	8-21	2-3	10	16	26	19	72	20	14	4	7	200		
	FG % 1st Half:	14-27	51.9%	2nd half:	17-26	65.4%	Game:	31-53	58.5%						Deadball Rebounds		
	3FG % 1st Half:	3-12	25.0%	2nd half:	5-9	55.6%	Game:	8-21	38.1%						1		
	FT % 1st Half:	1-1	100.0%	2nd half:	1-2	50.0%	Game:	2-3	66.7%								

Officials: Isaac Barnett, Sean Casady, Mike Millione
 Technical fouls: Navy-None. UNCG-None.
 Attendance: UNCG #10 fouled out at 3:35 of the second half

Score by periods	1st	2nd	Total
Navy	26	33	59
UNCG	32	40	72

	In	Off	2nd	Fast	Bench
Points	26	14	14	4	32
NAVY	36	18	8	4	30
UNCG					

Last FG - NAVY 2nd-00:17, UNCG 2nd-00:40.
 Largest lead - NAVY None, UNCG by 21 2nd-05:15.
 NAVY led for 00:00, UNCG led for 36:30, Game was tied for 03:30.

Score tied - 3 times.
 Lead changed - 0 times.

UNCG 90, BELMONT ABBEY 54

Belmont Abbey 54 - 3-3

#	Player	Total			3-Ptr			Rebounds			PF	TP	A	TO	Blk	Stl	Min
		FG-FGA	FG-FGA	FT-FTA	FG-FGA	FG-FGA	FT-FTA	Off	Def	Tot							
20	Troy Henderson	f	3-8	1-5	0-0	1	2	3	0	7	1	0	0	0	18		
23	Deion Lane	f	1-8	0-2	2-2	2	1	3	1	4	2	5	1	1	22		
34	Tyler Horn	c	0-1	0-0	2-2	1	2	3	2	2	1	1	1	0	26		
03	Drexler Clark	g	1-8	0-4	2-2	0	1	1	2	4	1	5	0	1	23		
15	Jacob Wilson	g	4-6	3-4	0-0	0	2	2	1	11	0	2	0	1	33		
00	Daniel Spencer	f	2-3	0-1	4-5	0	2	2	1	8	0	1	0	0	9		
04	Ben Ferguson	f	1-3	1-3	0-0	0	1	1	2	3	0	2	0	1	13		
05	Nick Meyers	f	0-1	0-1	4-6	0	1	1	2	4	0	0	0	0	19		
10	Gunnar Hardarson	f	1-3	1-3	0-0	0	0	0	0	3	0	0	0	0	16		
02	Aidan Richard	f	1-3	0-0	2-2	1	0	1	0	4	1	2	0	0	10		
32	Kendall Ratliff	f	1-2	0-0	2-2	1	2	3	1	4	1	2	0	1	11		
	Team					0	2	2									
	Totals		15-46	6-23	18-21	6	16	22	12	54	7	21	2	5	200		
	FG % 1st Half:	7-23	30.4%	2nd half:	8-23	34.8%	Game:	15-46	32.6%						Deadball Rebounds		
	3FG % 1st Half:	4-11	36.4%	2nd half:	2-12	16.7%	Game:	6-23	26.1%						3.3		
	FT % 1st Half:	6-6	100.0%	2nd half:	12-15	80.0%	Game:	18-21	85.7%								

UNCG 90 - 4-2

#	Player	Total			3-Ptr			Rebounds			PF	TP	A	TO	Blk	Stl	Min
		FG-FGA	FG-FGA	FT-FTA	FG-FGA	FG-FGA	FT-FTA	Off	Def	Tot							
01	Marvin Smith	f	4-10	2-7	1-2	1	2	3	2	11	3	0	1	1	14		
32	Jordy Kuiper	f	5-7	1-2	0-0	2	2	4	1	11	1	1	0	1	15		
33	RJ White	c	4-4	0-0	0-0	2	5	7	3	8	1	1	0	1	15		
10	Francis Alonso	g	5-7	5-7	2-3	0	0	0	1	17	3	1	0	2	20		
20	Diante Baldwin	g	5-9	0-3	0-0	2	1	3	1	10	5	0	0	3	19		
02	Malik Massey	g	2-7	0-3	0-0	1	0	1	2	4	2	2	0	1	28		
04	Taqqi Muhammad	f	1-2	0-1	0-1	1	1	2	0	2	1	0	0	1	6		
11	Demetrius Troy	f	2-8	2-6	0-0	2	2	2	1	6	8	2	0	3	25		
14	Kyrin Galloway	f	3-5	0-0	0-0	2	5	7	2	6	1	1	1	2	15		
15	Garrett Collins	f	1-6	1-6	0-0	0	1	1	2	3	0	1	0	0	11		
21	James Dickey	f	4-7	0-0	0-0	5	2	7	1	8	0	1	1	0	18		
25	Lloyd Burgess	f	1-1	0-0	2-4	3	1	4	3	4	2	2	0	0	14		
	Team					0	3	3									
	Totals		37-73	11-35	5-12	19	25	44	19	90	27	12	3	15	200		
	FG % 1st Half:	18-36	50.0%	2nd half:	19-37	51.4%	Game:	37-73	50.7%						Deadball Rebounds		
	3FG % 1st Half:	4-11	36.4%	2nd half:	4-17	23.5%	Game:	11-35	31.4%						5		
	FT % 1st Half:	1-2	50.0%	2nd half:	4-10	40.0%	Game:	5-12	41.7%								

Officials: Grant Today, Chris Balunek & James Redd Jr.
 Technical fouls: Belmont Abbey-None. UNCG-None.
 Attendance: 1459
 HPU Classic

Score by periods	1st	2nd	Total
Belmont Abbey	24	30	54
UNCG	44	46	90

	In	Off	2nd	Fast	Bench
Points	12	11	7	2	26
BAC	52	28	25	24	33
UNCG					

Last FG - BAC 2nd-00:56, UNCG 2nd-01:12.
 Largest lead - BAC None, UNCG by 46 2nd-08:59.
 BAC led for 00:00, UNCG led for 38:43, Game was tied for 01:03.

Score tied - 1 time.
 Lead changed - 0 times.

UNCG 86, N.C. A&T 66

North Carolina A&T 66 - 1-5

#	Player	Total			3-Ptr			Rebounds			PF	TP	A	TO	Blk	Stl	Min
		FG-FGA	FG-FGA	FT-FTA	FG-FGA	FG-FGA	FT-FTA	Off	Def	Tot							
00	MCGOWENS, Davaris	f	9-13	0-0	1-5	3	7	10	4	19	0	0	0	2	30		
32	SCALES, Aaron	f	0-0	0-0	0-0	0	4	4	3	0	0	4	1	1	23		
02	HUNT, Sam	g	2-9	2-7	1-2	0	0	0	2	7	2	3	0	0	36		
14	PRATT, Raymon	g	5-11	0-2	5-5	0	3	3	0	15	1	2	0	0	33		
30	GONZALEZ, Eliel	g	4-9	0-1	1-5	3	2	5	1	9	1	3	0	0	19		
04	REESE, Nick	f	0-2	0-0	0-0	2	2	4	3	0	3	0	0	0	9		
05	MULLINS, Joshua	f	0-0	0-0	0-0	0	0	0	0	0	0	0	0	0	2		
10	WHITAKER, James	f	2-9	0-3	2-3	1	1	2	1	6	0	1	0	0	17		
12	JONES, Martin II	f	0-1	0-1	0-0	0	0	0	0	0	0	0	0	0	2		
13	WILLIAMS, Austin	f	2-2	0-0	0-1	1	1	2	0	4	1	2	0	6	12		
15	HAMILTON, Amari	f	0-3	0-0	4-4	0	2	2	1	4	0	2	0	2	14		
35	OWONA, Mike	f	1-2	0-0	0-0	1	0	1	1	2	0	0	0	0	3		
	Team					3	1	4									
	Totals		25-61	2-14	14-25	14	23	37	16	66	8	17	1	11	200		
	FG % 1st Half:	8-31	25.8%	2nd half:	17-30	56.7%	Game:	25-61									



2016-17 UNCG MEN'S BASKETBALL



UNCG 108, MARS HILL 56

Mars Hill 56 - 3-4

#	Player	Total			3-Ptr			Rebounds			PF	TP	A	TO	Blk	Stl	Min
		FG-FGA	FG-FGA	FT-FTA	FG-FGA	FG-FGA	FT-FTA	Off	Def	Tot							
03	Bennett Wilson	1	0-2	0-0	2-2	0	0	0	1	2	1	6	0	0	0	21	
35	Brandon Watkins	f	1-6	0-1	0-0	0	1	1	2	2	0	4	0	0	0	17	
15	Valentin Bauer	f	0-3	0-2	0-0	2	0	2	0	0	1	5	0	0	0	26	
23	Vernon Jackson	g	3-7	0-1	0-0	2	0	2	3	6	0	4	0	0	0	14	
24	Cody Hylton	g	0-2	0-2	0-0	0	1	1	1	0	0	0	0	0	0	10	
00	Andrew Barber		2-2	1-1	0-0	1	0	1	0	5	0	0	0	0	0	2	
01	Keegan Noble		0-2	0-0	0-0	0	0	0	1	0	1	0	0	0	0	5	
02	Collin Hartman		1-2	0-1	0-0	2	0	2	2	2	0	0	0	0	0	12	
04	Justin Hartford		2-8	0-3	0-1	0	3	3	1	8	2	3	1	3	8	14	
10	Dotson Griffin		0-3	0-0	0-0	2	3	5	1	0	0	1	0	0	0	10	
11	Makyle Wilkerson		0-1	0-0	0-0	2	0	2	1	0	1	1	0	0	0	11	
12	Luke Van-Rijn		5-8	4-6	0-0	1	5	6	0	14	0	1	0	1	0	15	
13	Indiana Rotondo		2-4	2-4	0-0	0	0	0	0	6	0	0	0	0	0	11	
14	Tavon Trimble		3-4	0-0	2-5	0	0	0	1	8	2	3	1	3	8	14	
15	Charles Moore		0-2	0-2	3-4	0	0	0	2	3	1	1	0	0	0	11	
20	Grant Clarke		0-0	0-0	4-6	0	2	2	1	4	0	0	0	0	1	7	
44	Manny Polston		0-0	0-0	0-0	0	1	1	2	0	1	1	0	0	0	9	
	Team					1	2	3									
	Totals		19-56	7-23	11-18	13	18	31	20	56	12	26	2	7	200		

FG % 1st Half: 8-24 33.3% 2nd half: 11-32 34.4% Game: 19-56 33.9% Deadball Rebounds 2,1
 3FG % 1st Half: 1-5 20.0% 2nd half: 6-18 33.3% Game: 7-23 30.4%
 FT % 1st Half: 8-13 61.5% 2nd half: 9-5 80.0% Game: 11-18 61.1%

UNCG 108 - 7-2

#	Player	Total			3-Ptr			Rebounds			PF	TP	A	TO	Blk	Stl	Min
		FG-FGA	FG-FGA	FT-FTA	FG-FGA	FG-FGA	FT-FTA	Off	Def	Tot							
01	Marvin Smith	f	9-10	5-4	0-0	1	1	2	3	23	0	2	0	3	20	23	
32	Jordy Kuiper	f	2-2	0-0	2-2	2	2	4	0	6	1	1	0	0	0	14	
33	RJ White	c	2-5	0-0	1-2	1	6	7	1	5	4	3	0	2	1	18	
10	Francis Alonso	g	4-6	4-6	4-4	0	1	1	4	16	1	0	0	0	0	12	
20	Diante Baldwin	g	3-5	0-1	4-4	0	2	2	0	10	7	1	0	1	1	18	
02	Malik Massey		4-5	2-3	1-3	0	3	3	1	11	3	1	0	2	24	24	
03	Jelani Mofford		1-4	1-3	0-0	0	0	0	2	3	1	1	0	0	1	7	
04	Taqi Muhammad		1-1	0-0	3-3	0	1	1	1	5	1	2	0	0	0	7	
11	Demetrius Troy		4-9	4-6	0-0	0	3	3	3	12	5	3	0	4	24	24	
14	Kyrin Galloway		2-3	0-0	0-0	1	3	4	3	4	2	1	2	1	1	18	
15	Garrett Collins		2-2	2-2	0-0	0	1	1	1	6	0	0	0	1	12	12	
21	James Dickey		2-6	0-0	0-1	1	4	5	3	4	0	1	2	1	16	16	
25	Lloyd Burgess		1-1	0-0	1-2	1	1	2	0	3	0	1	0	1	10	10	
	Team					0	1	1									
	Totals		37-59	18-27	16-21	7	29	36	22	108	25	17	4	17	200		

FG % 1st Half: 20-30 66.7% 2nd half: 17-29 58.6% Game: 37-59 62.7% Deadball Rebounds 1
 3FG % 1st Half: 11-14 78.6% 2nd half: 7-13 53.8% Game: 18-27 66.7%
 FT % 1st Half: 7-8 87.5% 2nd half: 9-13 69.2% Game: 16-21 76.2%

Officials: Jerome Hall, Sek Frempong, Jonathan Hall
 Technical fouls: Mars Hill-None. UNCG-None.
 Attendance: 1539

Score by periods	1st	2nd	Total
Mars Hill	25	31	56
UNCG	58	50	108

Points	In	Off	2nd	Fast	Bench
MHUM	22	10	11	4	46
UNCG	34	41	9	20	48

Last FG - MHUM 2nd-00:02, UNCG 2nd-01:52
 Largest lead - MHUM None, UNCG by 45 2nd-01:52
 MHUM led for 00:00, UNCG led for 39:43. Game was tied for 00:17.

WAKE FOREST 78, UNCG 75

Wake Forest 78 - 8-2

#	Player	Total			3-Ptr			Rebounds			PF	TP	A	TO	Blk	Stl	Min
		FG-FGA	FG-FGA	FT-FTA	FG-FGA	FG-FGA	FT-FTA	Off	Def	Tot							
20	John Collins	f	5-6	0-0	7-10	4	8	12	3	17	1	4	1	1	33	33	
34	Austin Ariens	f	3-6	1-3	0-0	1	0	1	1	7	1	1	0	0	0	22	
44	Dinos Mitoglou	f	3-6	1-1	4-5	2	2	4	5	11	3	0	0	0	0	19	
10	Mitchell Wibekini	g	1-4	1-1	2-4	0	0	0	3	5	3	0	0	0	2	25	
13	Bryant Crawford	g	7-14	1-5	2-2	0	4	4	2	17	3	1	1	3	35	35	
00	Brandon Childress		1-3	1-3	0-0	1	1	2	2	3	1	1	0	2	21	21	
01	Keyshawn Woods		5-10	3-5	3-4	1	3	4	2	16	1	4	0	3	30	30	
04	Doral Moore		0-1	0-0	0-0	0	2	2	2	0	0	1	0	0	0	7	
11	Greg McClinton		1-2	0-0	0-0	0	0	0	2	2	0	1	0	0	6	6	
25	Sam Japhet-Mathias		0-0	0-0	0-0	0	0	0	2	0	0	1	1	0	2	2	
	Team					1	1	2									
	Totals		26-52	8-18	18-25	10	21	31	24	78	13	15	3	11	200		

FG % 1st Half: 15-28 53.6% 2nd half: 11-24 45.8% Game: 26-52 50.0% Deadball Rebounds 1
 3FG % 1st Half: 3-9 33.3% 2nd half: 5-9 55.6% Game: 8-18 44.4%
 FT % 1st Half: 10-17 58.8% 2nd half: 8-8 100.0% Game: 18-25 72.0%

UNCG 75 - 7-3

#	Player	Total			3-Ptr			Rebounds			PF	TP	A	TO	Blk	Stl	Min
		FG-FGA	FG-FGA	FT-FTA	FG-FGA	FG-FGA	FT-FTA	Off	Def	Tot							
01	Marvin Smith	f	2-8	1-4	2-2	2	4	6	3	7	0	0	1	3	23	23	
32	Jordy Kuiper	f	2-4	1-3	0-0	1	2	3	2	5	0	1	0	0	32	32	
33	RJ White	c	8-13	0-0	6-12	4	1	5	4	22	0	2	1	1	27	27	
10	Francis Alonso	g	2-8	2-7	3-3	1	1	2	4	9	2	6	0	0	30	30	
20	Diante Baldwin	g	6-12	2-4	4-4	0	0	0	3	18	1	3	0	3	32	32	
02	Malik Massey		1-3	1-1	0-0	0	1	1	1	3	2	0	0	0	13	13	
11	Demetrius Troy		3-6	1-3	0-0	2	4	6	1	7	3	1	0	0	25	25	
21	James Dickey		1-2	0-0	2-2	2	3	5	2	4	0	0	1	0	18	18	
	Team					1	2	3									
	Totals		25-56	8-22	17-23	13	18	31	20	75	9	15	3	7	200		

FG % 1st Half: 11-31 35.5% 2nd half: 14-25 56.0% Game: 25-56 44.6% Deadball Rebounds 3,4
 3FG % 1st Half: 2-11 18.2% 2nd half: 6-11 54.5% Game: 8-22 36.4%
 FT % 1st Half: 7-10 70.0% 2nd half: 10-13 76.9% Game: 17-23 73.9%

Officials: Bruce Benedict, Glenn Tuitt, John Hampton
 Technical fouls: Wake Forest-None. UNCG-None.
 Attendance: 3607

Score by periods	1st	2nd	Total
Wake Forest	43	35	78
UNCG	31	44	75

Points	In	Off	2nd	Fast	Bench
WF	30	12	8	10	21
UNCG	24	19	14	4	14

Last FG - WF 2nd-00:03, UNCG 2nd-00:29.
 Largest lead - WF by 16 2nd-19:14, UNCG by 2 1st-17:54.
 WF led for 36:46, UNCG led for 00:44. Game was tied for 02:29.

UNCG 96, SOUTHERN WESLEYAN 61

Southern Wesleyan 61 - 2-7

#	Player	Total			3-Ptr			Rebounds			PF	TP	A	TO	Blk	Stl	Min
		FG-FGA	FG-FGA	FT-FTA	FG-FGA	FG-FGA	FT-FTA	Off	Def	Tot							
11	Darius Sharpe	f	9-16	5-8	0-1	0	1	1	2	23	0	4	1	2	35	35	
32	Jeremy Wert	f	3-10	1-4	2-4	4	3	7	2	9	1	1	1	1	28	28	
05	DJ Dobson		1-4	0-0	4-4	1	3	4	2	6	0	0	2	2	21	21	
13	Daryl Myers	g	1-6	0-2	0-0	0	1	1	1	2	2	6	0	0	18	18	
22	Justice McCullough	g	4-10	0-0	0-3	5	2	7	4	8	0	3	0	0	24	24	
02	DeQuan Weldon		1-4	0-1	0-0	0	0	0	0	2	1	0	0	0	13	13	
12	Jerome Wimphrie		0-1	0-1	0-0	0	1	1	0	0	0	0	0	0	2	2	
15	Jemiah Wimphrie		0-0	0-0	0-0	0	0	0	0	0	0	0	0	0	0+	0+	
21	Kevin Stamps		0-1	0-0	0-0	0	0	0	0	0	0	0	0	0	6	6	
24	Darryl Gerald		0-0	0-0	0-0	0	0	0	0	0	0	0	0	0	2	2	
25	Darrian Brown		3-4	0-0	0-0	0	1	1	0	6	2	3	0	0	22	22	
33	Zalan Richards		0-0	0-0	0-0	0	1	1	2	0	1	0	0	2	13	13	
34	JT Noellert		2-3	0-0	1-2	0	0	0	0	5	0	0	0	1	16	16	
	Team					2	3	5									
	Totals		24-59	6-16	7-14	12	16	28	13	61	7	18	4	8	200		

FG % 1st Half: 10-29 34.5% 2nd half: 14-30 46.7% Game: 24-59 40.7% Deadball Rebounds 1,1
 3FG % 1st Half: 2-5 40.0% 2nd half: 4-11 36.4% Game: 6-16 37.5%
 FT % 1st Half: 2-7 28.6% 2nd half: 5-7 71.4% Game: 7-14 50.0%

UNCG 96 - 8-3

#	Player	Total			3-Ptr			Rebounds			PF	TP	A	TO	Blk	Stl	Min
		FG-FGA	FG-FGA	FT-FTA	FG-FGA	FG-FGA	FT-FTA	Off	Def	Tot							
01	Marvin Smith	f	6-10	2-6	1-2	0	2	2	0	15	3	0	3	1	17	17	
32	Jordy Kuiper	f	5-5	1-1	0-0	0	2	2	2	11							



2016-17 UNCG MEN'S BASKETBALL



GEORGETOWN 78, UNCG 56

UNCG 56 • 9-4

#	Player	Total			3-Ptr			Rebounds			PF	TP	A	TO	Blk	Stl	Min
		FG-FGA	FG-FGA	FT-FTA	FG-FGA	FG-FGA	FT-FTA	Off	Def	Tot							
01	Marvin Smith	1	0-5	0-3	1-2	2	1	3	5	1	0	0	0	0	0	21	
32	Jordy Kuiper	1	3-6	1-1	2-2	3	2	5	2	9	1	0	0	0	0	28	
33	RJ White	c	6-9	1-1	1-3	5	7	12	3	14	0	3	3	2	23		
10	Francis Alonso	g	3-11	0-5	0-0	1	2	3	2	6	2	2	0	0	0	29	
20	Diante Baldwin	g	5-17	0-1	0-0	2	5	7	4	10	5	1	0	0	3	29	
02	Malik Massey		2-3	1-1	0-0	0	0	0	1	5	0	1	0	2	14		
11	Demetrius Troy		2-12	0-2	4-4	2	1	3	1	8	3	3	0	0	0	27	
13	Justin Jordan		0-2	0-0	0-0	0	1	1	0	0	0	1	0	0	4		
14	Kyrin Galloway		1-1	0-0	0-0	1	0	1	1	2	0	0	0	0	5		
15	Garrett Collins		0-0	0-0	0-0	0	0	0	0	0	1	0	0	0	1		
21	James Dickey		0-6	0-0	1-4	2	3	5	3	1	0	2	1	0	18		
25	Lloyd Burgess		0-0	0-0	0-0	0	0	0	0	0	0	2	0	0	1		
	Team					3	1	4									
	Totals		22-72	9-14	9-15	21	23	44	22	56	12	14	4	7	200		

FG % 1st Half: 11-39 28.2% 2nd half: 11-33 33.3% Game: 22-72 30.6% Deadball Rebounds 3
 3FG % 1st Half: 0-7 0.0% 2nd half: 3-7 42.9% Game: 3-14 21.4%
 FT % 1st Half: 4-7 57.1% 2nd half: 5-8 62.5% Game: 9-15 60.0%

Georgetown 78 • 8-4

#	Player	Total			3-Ptr			Rebounds			PF	TP	A	TO	Blk	Stl	Min
		FG-FGA	FG-FGA	FT-FTA	FG-FGA	FG-FGA	FT-FTA	Off	Def	Tot							
22	AGAU Akoy	1	0-0	0-0	0-0	0	0	0	2	0	0	3	1	0	7		
15	GOVAN, Jessie	c	9-13	2-2	0-0	1	9	10	2	20	6	0	4	1	30		
00	PEAK, LJ	g	3-7	1-2	9-11	1	3	4	1	16	6	2	0	1	36		
04	MOSELY, Jagan	g	1-5	0-1	1-1	0	1	1	3	3	4	0	0	1	22		
23	PRYOR, Rodney	g	4-11	2-5	2-2	2	3	5	3	12	1	3	1	1	31		
01	CAMPBELL, Tre		1-3	0-1	0-0	1	4	5	1	2	3	2	0	1	15		
02	MULMORE, Jonathan		1-1	0-0	1-2	0	1	1	0	3	1	0	0	0	13		
05	CAMERON II, Reggie		0-0	0-0	0-0	0	1	1	0	0	1	0	0	0	1		
10	HINES, Ra'Mond		0-0	0-0	0-0	0	0	0	0	0	0	1	0	0	1		
20	MURESAN, George		0-0	0-0	0-0	0	0	0	0	0	0	0	0	0	1		
24	DEFRICKSON, Marcus		5-7	3-5	2-2	3	3	6	4	15	1	0	2	0	25		
32	JOHNSON, Kaleb		2-2	1-1	0-2	0	1	1	1	5	0	0	0	0	8		
33	MOURNING, Trey		1-1	0-0	0-0	0	0	0	0	0	0	0	0	0	1		
42	HAYES, Bradley		0-3	0-0	0-1	0	3	3	1	0	0	1	2	0	9		
	Team					0	2	2									
	Totals		27-53	9-17	15-21	8	31	39	18	78	23	13	10	5	200		

FG % 1st Half: 13-23 56.5% 2nd half: 14-30 46.7% Game: 27-53 50.9% Deadball Rebounds 1,1
 3FG % 1st Half: 5-9 55.6% 2nd half: 4-8 50.0% Game: 9-17 52.9%
 FT % 1st Half: 9-11 81.8% 2nd half: 6-10 60.0% Game: 15-21 71.4%

Officials: Brian O'Connell, Jeff Clark, Tony Chiazza
 Technical fouls: UNCG-None, Georgetown-None.
 Attendance: 8096

Score by periods	1st	2nd	Total
UNCG	26	30	56
Georgetown	40	38	78

	In	Off	2nd	Fast	Bench
Points	Paint	T/O	Chance	Break	
UNCG	34	7	21	7	16
GU	24	21	14	7	27

Last FG - UNCG 2nd-00:22, GU 2nd-00:04.
 Largest lead - UNCG by 3 1st-17:14, GU by 22 2nd-05:26.
 UNCG led for 02:11, GU led for 37:05. Game was tied for 00:44.

SAMFORD 73, UNCG 62

Samford 73 • 10-4, 1-0 SoCon

#	Player	Total			3-Ptr			Rebounds			PF	TP	A	TO	Blk	Stl	Min
		FG-FGA	FG-FGA	FT-FTA	FG-FGA	FG-FGA	FT-FTA	Off	Def	Tot							
20	Alex Thompson	1	2-7	2-7	2-4	0	2	2	1	8	1	0	0	3	29		
33	Wyatt Walker	c	1-4	0-0	5-6	2	8	10	2	7	2	2	3	2	30		
00	Christen Cunningham	g	4-11	1-2	5-6	0	3	3	1	14	7	2	0	2	37		
04	Triston Chambers	g	5-7	4-6	0-0	0	1	1	4	14	1	1	0	0	25		
22	D. Denzel-Dyson	g	6-12	3-6	1-4	2	4	6	3	16	0	5	0	0	31		
03	Josh Sharkey		2-2	0-0	4-5	0	1	1	4	8	1	2	0	1	13		
15	Justin Hopkins		1-1	0-0	2-2	0	3	3	1	4	0	1	0	0	14		
24	Gerald Smith		0-0	0-0	0-0	0	0	0	0	0	0	0	0	0	5		
25	Terry Brutus		0-2	0-1	2-2	1	1	2	0	2	0	0	0	0	6		
55	Alex Peters		0-0	0-0	0-0	1	0	1	2	0	0	0	0	0	10		
	Team					0	0	0									
	Totals		21-46	10-22	21-29	6	23	29	18	73	12	13	3	8	200		

FG % 1st Half: 8-24 33.3% 2nd half: 13-22 59.1% Game: 21-46 45.7% Deadball Rebounds 4,1
 3FG % 1st Half: 4-11 36.4% 2nd half: 6-11 54.5% Game: 10-22 45.5%
 FT % 1st Half: 5-6 83.3% 2nd half: 16-23 69.6% Game: 21-29 72.4%

UNCG 62 • 10-5, 1-1 SoCon

#	Player	Total			3-Ptr			Rebounds			PF	TP	A	TO	Blk	Stl	Min
		FG-FGA	FG-FGA	FT-FTA	FG-FGA	FG-FGA	FT-FTA	Off	Def	Tot							
01	Marvin Smith	1	2-9	1-5	2-2	2	4	6	5	7	1	0	0	0	26		
32	Jordy Kuiper	1	6-7	0-0	0-0	6	4	10	5	12	1	3	0	1	21		
33	RJ White	c	3-9	0-1	2-4	3	8	11	4	8	1	2	0	1	32		
10	Francis Alonso	g	4-11	3-9	2-2	0	2	3	13	0	1	0	1	1	28		
20	Diante Baldwin	g	3-8	1-4	0-0	0	4	2	7	3	2	1	3	35			
02	Malik Massey		0-2	0-1	4-4	0	0	0	2	4	2	2	0	1	18		
11	Demetrius Troy		3-9	1-6	0-0	0	0	0	3	7	5	2	0	0	22		
21	James Dickey		1-3	0-0	2-2	1	1	2	1	4	0	3	0	0	18		
	Team					0	0	0									
	Totals		22-58	6-26	12-14	12	23	35	25	62	13	15	1	7	200		

FG % 1st Half: 6-27 22.2% 2nd half: 16-31 51.6% Game: 22-58 37.9% Deadball Rebounds 2
 3FG % 1st Half: 2-12 16.7% 2nd half: 4-14 28.6% Game: 6-26 23.1%
 FT % 1st Half: 6-6 100.0% 2nd half: 6-8 75.0% Game: 12-14 85.7%

Officials: Chuck Jones, Kyle Regetz, Rick Shoulders
 Technical fouls: Samford-None, UNCG-None.
 Attendance: 1673

Score by periods	1st	2nd	Total
Samford	25	48	73
UNCG	20	42	62

	In	Off	2nd	Fast	Bench
Points	Paint	T/O	Chance	Break	
SAM	20	22	4	12	14
UNCG	30	10	11	4	15

Last FG - SAM 2nd-00:52, UNCG 2nd-00:46.
 Largest lead - SAM by 11 1st-04:15, UNCG by 1 2nd-16:33.
 SAM led for 36:33, UNCG led for 00:18. Game was tied for 00:09.

Score tied - 1 time.
 Lead changed - 2 times.

UNCG 95, THE CITADEL 87

UNCG 95 • 10-4, 1-0 SoCon

#	Player	Total			3-Ptr			Rebounds			PF	TP	A	TO	Blk	Stl	Min
		FG-FGA	FG-FGA	FT-FTA	FG-FGA	FG-FGA	FT-FTA	Off	Def	Tot							
01	Marvin Smith	1	5-8	2-4	5-9	1	7	8	3	17	2	4	0	0	32		
32	Jordy Kuiper	1	3-5	0-1	0-0	3	8	11	3	6	1	2	0	0	24		
33	RJ White	c	3-3	0-0	0-0	0	4	4	4	6	1	3	1	1	17		
10	Francis Alonso	g	4-7	3-4	0-1	0	1	1	2	11	1	2	0	0	23		
20	Diante Baldwin	g	8-15	2-4	7-8	1	4	5	3	25	8	6	0	3	32		
02	Malik Massey		0-4	0-0	1-3	0	3	3	1	1	3	2	0	2	23		
11	Demetrius Troy		6-8	4-5	2-2	0	4	4	5	18	6	1	0	0	23		
13	Justin Jordan		0-1	0-1	0-0	0	0	0	1	0	0	0	0	0	3		
14	Kyrin Galloway		0-0	0-0	1-2	0	0	0	1	1	0	0	1	0	2		
15	Garrett Collins		0-0	0-0	0-0	0	2	2	0	0	0	1	0	2	4		
21	James Dickey		5-8	0-0	2-2	2	6	8	4	10	0	6	2	0	17		
	Team					2	3	5									
	Totals		34-59	11-19	16-27	9	42	51	27	95	22	28	4	8	200		

FG % 1st Half: 18-33 54.5% 2nd half: 16-26 61.5% Game: 34-59 57.6% Deadball Rebounds 5
 3FG % 1st Half: 8-13 61.5% 2nd half: 3-6 50.0% Game: 11-19 57.9%
 FT % 1st Half: 5-8 62.5% 2nd half: 11-19 57.9% Game: 16-27 59.3%

The Citadel 87 • 7-7, 0-1 SoCon

#	Player	Total			3-Ptr			Rebounds			PF	TP	A	TO	Blk	Stl	Min
		FG-FGA	FG-FGA	FT-FTA	FG-FGA	FG-FGA	FT-FTA	Off	Def	Tot							
32	Brian White	1	0-7	0-3	0-0	1	0	1	1	0	0	0	0	0	9		
25	Zane Najdawi	1	4-9	0-0	5-8	4	4	8	3	13	1	1	0	0	25		
01	Frankie Johnson	g	1-5	1-2	3-4	0	1	1	5	6	3	1	1	3	25		
02	Quayson Williams	g	3-11	1-6	4-4	2	3	5	2	11	1	2	1	2	24		
05	Warren Sledge	g	3-6	3-5	3-4	0	1	1	5	12	4	1	0	0	30		
00	Preston Parks	g	10-21	4-10	8-10	2	1	3	1	32	0	1	0	0	31		
03	Matt Frierson		0-4	0-4	0-0	0	3	3	0	0	0	1	0	0	8		
04	Ezekiel Balogun		0-2	0-													



2016-17 UNCG MEN'S BASKETBALL



UNCG 76, WESTERN CAROLINA 57

Western Carolina 57 • 5-11, 0-3 SoCon

#	Player	Total			3-Ptr			Rebounds			PF	TP	A	TO	Blk	Stl	Min
		FG-FGA	FG-FGA	FT-FTA	FG-FGA	FG-FGA	FT-FTA	Off	Def	Tot							
12	Marc Gosselin	1	2-6	0-1	0-0	1	2	3	3	4	0	1	0	0	0	20	
33	Onno Steger	1	3-7	2-4	2-6	1	3	4	2	10	1	1	0	2	31		
44	Adam Sledd	1	2-6	0-0	5-7	4	1	5	3	9	1	1	0	0	29		
05	Devin Peterson	g	2-7	0-1	0-0	0	2	2	2	4	0	0	0	0	23		
11	Haboubacar Mutombo	g	6-10	0-2	2-2	2	0	2	3	14	4	5	0	1	29		
00	Maurice Smith	g	1-2	0-0	0-0	3	1	4	0	2	0	0	0	0	9		
01	Elijah Pughley	g	3-9	2-3	0-0	0	2	2	0	8	1	4	0	2	25		
03	Jason McMillan	g	0-0	0-0	0-0	0	0	0	0	0	0	0	0	0	2		
21	Kyle Rhoades	g	2-6	0-0	0-0	2	0	2	0	4	0	0	0	1	12		
24	Ashley Williams	g	0-3	0-2	0-0	1	0	1	1	0	0	0	0	0	7		
35	Yalim Olcay	g	1-6	0-0	0-1	2	1	3	1	2	0	0	0	0	8		
41	Charlendez Brooks	g	0-2	0-0	0-0	1	0	1	0	0	0	0	0	0	5		
	Team					1	2	3									
	Totals		22-64	4-13	9-16	18	14	32	15	57	7	13	0	6	200		

FG % 1st Half: 12-32 37.5% 2nd half: 10-32 31.3% Game: 22-64 34.4%
 3FG % 1st Half: 3-8 37.5% 2nd half: 1-5 20.0% Game: 4-13 30.8%
 FT % 1st Half: 5-7 71.4% 2nd half: 4-9 44.4% Game: 9-16 56.3%

UNCG 76 • 12-5, 3-1 SoCon

#	Player	Total			3-Ptr			Rebounds			PF	TP	A	TO	Blk	Stl	Min
		FG-FGA	FG-FGA	FT-FTA	FG-FGA	FG-FGA	FT-FTA	Off	Def	Tot							
01	Marvin Smith	1	1-8	0-6	2-2	0	1	1	2	4	2	2	2	0	28		
32	Jordy Kuiper	1	1-3	0-0	0-0	3	4	7	1	2	0	2	1	0	24		
33	RJ White	c	2-3	0-0	3-4	0	7	7	5	7	1	2	1	2	18		
10	Francis Alonso	g	8-11	4-7	1-1	0	1	1	0	21	0	2	1	1	22		
20	Diante Baldwin	g	5-10	1-2	2-3	0	1	1	1	13	5	3	0	1	29		
02	Malik Massey	g	3-3	2-2	1-1	1	2	3	2	9	1	0	0	1	16		
11	Demetrius Troy	g	1-2	0-1	2-2	1	0	1	1	4	3	2	0	1	20		
13	Justin Jordan	g	1-1	1-1	0-0	0	2	2	0	3	0	1	0	1	6		
14	Kyrin Galloway	g	0-1	0-1	0-0	1	0	1	0	0	1	0	0	0	8		
15	Garrett Collins	g	0-1	0-1	0-0	0	0	0	0	0	0	0	0	0	1		
21	James Dickey	g	6-6	0-0	1-4	3	8	11	3	13	1	3	3	0	26		
25	Lloyd Burgess	g	0-0	0-0	0-0	0	0	0	1	0	0	0	0	0	2		
	Team					0	0	1									
	Totals		28-49	8-21	12-17	9	27	36	17	76	13	18	8	7	200		

FG % 1st Half: 15-27 55.6% 2nd half: 13-22 59.1% Game: 28-49 57.1%
 3FG % 1st Half: 5-11 45.5% 2nd half: 3-10 30.0% Game: 8-21 38.1%
 FT % 1st Half: 3-5 60.0% 2nd half: 9-12 75.0% Game: 12-17 70.6%

Officials: Sean Casady, Bradford Corriher, Matthew Myers
 Technical fouls: Western Carolina-None. UNCG-None.
 Attendance: 1455

Score by periods	1st	2nd	Total
UNCG	43	40	83
Western Carolina	32	25	57
UNCG	38	38	76

Points	In	Off	2nd	Fast	Bench
	Paint	T/O	Chance	Break	
WCU	34	17	13	4	16
UNCG	38	12	12	17	29

Last FG - WCU 2nd-01:34, UNCG 2nd-02:44.
 Largest lead - WCU None, UNCG by 29 2nd-08:18.
 WCU led for 00:00, UNCG led for 39:03. Game was tied for 00:57.

Score tied - 2 times.
 Lead changed - 0 times.

UNCG 91, VMI 82

UNCG 91 • 14-5, 1-1

#	Player	Total			3-Ptr			Rebounds			PF	TP	A	TO	Blk	Stl	Min
		FG-FGA	FG-FGA	FT-FTA	FG-FGA	FG-FGA	FT-FTA	Off	Def	Tot							
32	Jordy Kuiper	1	5-7	0-1	1-3	3	5	8	2	11	0	1	0	0	28		
33	RJ White	c	5-8	0-0	1-2	1	2	3	4	11	0	1	1	0	32		
10	Francis Alonso	g	4-11	3-7	3-3	0	4	4	3	14	2	3	0	0	27		
11	Demetrius Troy	g	7-10	3-4	3-3	0	2	2	0	20	5	3	0	2	32		
20	Diante Baldwin	g	7-9	2-2	4-5	0	2	2	3	20	5	2	0	0	29		
02	Malik Massey	g	1-5	1-3	0-0	0	0	0	1	3	1	0	0	1	23		
13	Justin Jordan	g	0-0	0-0	2-2	0	2	2	0	2	0	0	0	0	7		
14	Kyrin Galloway	g	1-1	0-0	0-0	0	0	0	0	2	0	0	1	0	7		
21	James Dickey	g	2-3	0-0	4-6	3	4	7	2	8	2	2	0	3	22		
	Team					1	0	1									
	Totals		32-54	9-17	18-24	8	21	29	15	91	15	13	2	6	200		

FG % 1st Half: 15-26 57.7% 2nd half: 17-28 60.7% Game: 32-54 59.3%
 3FG % 1st Half: 5-10 50.0% 2nd half: 4-7 57.1% Game: 9-17 52.9%
 FT % 1st Half: 13-15 86.7% 2nd half: 5-9 55.6% Game: 18-24 75.0%

VMI 82 • 4-12, 1-4

#	Player	Total			3-Ptr			Rebounds			PF	TP	A	TO	Blk	Stl	Min
		FG-FGA	FG-FGA	FT-FTA	FG-FGA	FG-FGA	FT-FTA	Off	Def	Tot							
15	Trey Chapman	1	4-7	3-4	0-0	3	1	4	2	11	0	2	0	0	26		
21	Armani Branch	1	5-11	2-2	0-1	2	4	6	1	12	1	0	1	0	23		
03	Adrian Rich	g	1-3	0-0	0-0	0	0	0	4	2	5	3	0	2	22		
22	QJ Peterson	g	12-19	5-9	2-3	4	1	5	3	31	3	2	1	3	37		
35	Julian Eleyby	g	6-16	2-11	5-7	2	7	9	4	19	7	4	1	0	36		
00	Austin Vereen	g	0-0	0-0	0-0	0	0	0	2	0	0	0	0	0	3		
01	Keith Smith	g	0-5	0-4	1-4	0	2	5	1	2	1	0	0	0	25		
02	Garrett Gilkeson	g	0-1	0-1	0-0	1	0	1	0	0	1	2	0	0	5		
05	Fred Iruafemi	g	0-0	0-0	0-0	1	1	2	1	0	0	0	1	0	6		
24	Will Miller	g	0-0	0-0	0-0	1	0	1	0	0	0	0	0	0	6		
25	Tyler Creammer	g	3-4	0-0	0-0	1	1	2	0	6	0	0	0	0	11		
	Team					2	0	2									
	Totals		31-66	12-31	8-15	17	17	34	22	82	19	14	4	5	200		

FG % 1st Half: 13-31 41.9% 2nd half: 18-35 51.4% Game: 31-66 47.0%
 3FG % 1st Half: 5-15 33.3% 2nd half: 7-16 43.8% Game: 12-31 38.7%
 FT % 1st Half: 3-5 60.0% 2nd half: 5-10 50.0% Game: 8-15 53.3%

Score by periods	1st	2nd	Total
UNCG	48	43	91
VMI	34	48	82

Points	In	Off	2nd	Fast	Bench
	Paint	T/O	Chance	Break	
UNCG	36	22	9	2	15
VMI	24	15	10	7	7

Last FG - UNCG 2nd-00:03, VMI 2nd-00:28.
 Largest lead - UNCG by 20 2nd-16:39, VMI by 9 1st-07:35.
 UNCG led for 34:19, VMI led for 04:59. Game was tied for 04:40.

Score tied - 2 times.
 Lead changed - 4 times.

UNCG 83, ETSU 79

UNCG 83 • 13-5, 4-1 SoCon

#	Player	Total			3-Ptr			Rebounds			PF	TP	A	TO	Blk	Stl	Min
		FG-FGA	FG-FGA	FT-FTA	FG-FGA	FG-FGA	FT-FTA	Off	Def	Tot							
01	Marvin Smith	1	2-5	2-2	4-4	0	5	5	3	10	1	3	2	0	31		
32	Jordy Kuiper	1	1-5	0-2	0-0	2	3	5	4	2	0	1	0	2	25		
33	RJ White	c	6-13	5-7	1-2	3	3	6	4	18	0	3	0	1	24		
10	Francis Alonso	g	7-10	3-5	7-8	0	2	2	2	24	1	2	0	1	32		
20	Diante Baldwin	g	5-10	2-2	3-4	0	1	1	4	15	4	2	0	0	26		
02	Malik Massey	g	1-2	1-1	0-0	0	1	1	1	3	1	2	0	0	14		
11	Demetrius Troy	g	2-3	0-0	0-0	0	1	1	1	4	1	3	0	0	18		
14	Kyrin Galloway	g	0-0	0-0	0-0	0	0	0	0	0	0	0	0	0	2		
21	James Dickey	g	2-4	0-1	3-4	1	6	7	3	7	2	1	1	0	28		
	Team					2	1	3									
	Totals		26-52	13-20	18-22	8	23	31	22	83	10	17	3	5	200		

FG % 1st Half: 13-26 50.0% 2nd half: 13-26 50.0% Game: 26-52 50.0%
 3FG % 1st Half: 6-8 75.0% 2nd half: 7-12 58.3% Game: 13-20 65.0%
 FT % 1st Half: 11-12 91.7% 2nd half: 7-10 70.0% Game: 18-22 81.8%

ETSU 79 • 11-4, 3-1 SoCon

#	Player	Total			3-Ptr			Rebounds			PF	TP	A	TO	Blk	Stl	Min
		FG-FGA	FG-FGA	FT-FTA	FG-FGA	FG-FGA	FT-FTA	Off	Def	Tot							
12	H. MOSQUERA-PEREA	1	2-5	0-0	2-2	2	5	7	3	6	2	0	0	1	21		
40	TEVIN GLASS	1	4-7	0-1	2-3	1	2	3	3	10	1	4	1	1	23		
00	T.J. CROMER	g	2-7	1-5	4-4	0	3	3	3	9	1	3	0	1	31		
11	DESONTA BRADFORD	g	6-10	1-2	4-5	0	4	4	1	17	3	1	0	2	33		
13	A.J. MERRIWEATHER	g	3-4	1-1	5-6	0	2	2	4	12	1	1	0	1	22		
01	DEVONTAVIUS PAYNE	g	2-6	1-3	0-0	0	1	1	0	5	2	1	1	1	12		
03	DAVID BURRELL	g	5-8	3-4	2-2	2	1	3	2	15	0	1	1	0	17		
04	JASON WILLIAMS	g	0-0	0-0	0-0	0	0	0	1	0	1	1	0	0	6		
05	PETER JURKIN	g	0-0	0-0	0-0	0	0	0	0	0	0	0	0	0	1		
10	ISAAC BANKS	g	0-0	0-0	0-0	0	3	3	0	0	0	1					



2016-17 UNCG MEN'S BASKETBALL



UNCG 81, THE CITADEL 72

WOFFORD 93, UNCG 74

The Citadel 72 • 9-13, 2-7 SoCon

#	Player	Total			Rebounds			PF	TP	A	TO	Blk	Stl	Min
		FG-FGA	3-Pr	FT-FTA	Off	Def	Tot							
04	Ezekiel Balogun	1-2	1-1	0-0	1	0	1	0	3	0	0	0	0	9
35	Zane Najdawi	3-7	0-0	10-10	2	5	7	4	16	2	4	1	1	28
00	Preston Parks	9-21	4-12	4-4	0	1	1	2	26	2	1	0	1	29
05	Warren Sledge	1-4	0-2	1-2	0	2	2	2	3	2	2	0	0	26
10	Leandro Allende	2-6	0-4	0-0	0	2	2	5	4	1	1	0	1	22
01	Frankie Johnson	2-5	1-4	0-1	2	1	3	3	5	3	4	0	2	27
02	Quayson Williams	0-2	0-1	0-0	0	0	0	0	0	0	0	0	0	6
03	Matt Frierson	3-6	3-6	2-2	0	2	2	3	11	1	0	0	0	19
11	Tom Koopman	0-0	0-0	0-0	2	0	2	4	0	0	0	0	0	8
23	Kaelon Harris	0-2	0-0	1-2	0	2	2	2	1	0	1	0	0	12
32	Brian White	1-2	1-2	0-0	0	0	0	1	3	1	1	0	0	14
	Team				0	2	2							
	Totals	22-57	10-32	18-21	7	17	24	26	72	12	14	1	7	200

FG % 1st Half: 9-26 34.6% 2nd half: 13-31 41.9% Game: 22-57 38.6% Deadball Rebounds 1.1
 3FG % 1st Half: 5-16 31.3% 2nd half: 5-16 31.3% Game: 10-32 31.3%
 FT % 1st Half: 6-9 66.7% 2nd half: 12-12 100.0% Game: 18-21 85.7%

UNCG 81 • 16-5, 7-1 SoCon

#	Player	Total			Rebounds			PF	TP	A	TO	Blk	Stl	Min
		FG-FGA	3-Pr	FT-FTA	Off	Def	Tot							
01	Marvin Smith	3-8	1-6	3-3	2	7	9	2	10	1	3	0	1	32
32	Jordy Kuiper	3-4	0-0	2-3	5	7	12	4	8	0	1	0	0	24
33	RJ White	5-10	0-0	2-2	4	3	7	5	12	1	1	1	0	16
10	Francis Alonzo	1-7	1-5	2-2	2	2	4	4	5	2	3	0	0	21
20	Diante Baldwin	6-14	1-5	6-8	2	1	3	1	19	8	3	0	2	36
02	Malik Massey	0-5	0-3	1-2	0	3	3	0	1	1	0	0	0	18
11	Demetrius Troy	4-9	3-7	2-3	0	3	3	2	13	5	3	0	1	28
14	Kyrin Galloway	2-2	0-0	0-0	2	1	3	2	4	0	0	0	0	7
15	Garrett Collins	1-1	1-1	0-0	0	0	0	0	3	0	0	0	0	4
21	James Dickey	2-5	0-0	2-5	4	3	7	0	6	0	1	1	1	14
	Team				0	0	0							
	Totals	27-65	7-27	20-28	21	30	51	20	81	18	17	2	5	200

FG % 1st Half: 13-29 44.8% 2nd half: 14-36 38.9% Game: 27-65 41.5% Deadball Rebounds 7
 3FG % 1st Half: 2-10 20.0% 2nd half: 5-17 29.4% Game: 7-27 25.9%
 FT % 1st Half: 4-6 66.7% 2nd half: 16-22 72.7% Game: 20-28 71.4%

Officials: Billy Dunlap, Barry Mathis, Emmanuel Upton
 Technical fouls: The Citadel-None. UNCG-None.
 Attendance: 2783

Score by periods	1st	2nd	Total
The Citadel	29	43	72
UNCG	32	49	81

Points	In	Off	2nd	Fast	Bench
CIT	Paint	T/O	Chance	Break	
UNCG	22	14	7	7	20
UNCG	43	19	18	16	27

Last FG - CIT 2nd-01:44, UNCG 2nd-02:25.
 Largest lead - CIT by 8 2nd-16:42, UNCG by 9 2nd-02:25.
 CIT led for 12:35. UNCG led for 23:53. Game was tied for 03:32.

UNCG 74 • 16-6, 7-2 SoCon

#	Player	Total			Rebounds			PF	TP	A	TO	Blk	Stl	Min
		FG-FGA	3-Pr	FT-FTA	Off	Def	Tot							
01	Marvin Smith	1-5	1-5	0-0	0	2	2	4	3	1	2	0	1	28
10	Francis Alonzo	3-6	1-2	7-8	0	0	0	4	14	2	2	0	0	31
20	Diante Baldwin	7-13	2-5	2-2	2	4	6	4	18	3	2	0	0	31
32	Jordy Kuiper	0-5	0-0	2-2	1	3	4	0	2	0	0	0	0	25
33	RJ White	10-15	0-1	6-7	2	4	6	4	26	0	2	0	0	27
02	Malik Massey	1-3	1-2	0-0	0	0	0	1	3	0	0	0	0	8
11	Demetrius Troy	0-2	0-1	2-0	0	5	5	1	2	2	3	0	0	23
13	Justin Jordan	1-1	0-0	0-0	0	0	0	1	2	0	0	0	1	3
14	Kyrin Galloway	0-0	0-0	0-0	1	0	1	0	0	0	0	0	0	3
15	Garrett Collins	1-1	0-0	0-0	0	0	0	0	2	0	0	0	0	6
21	James Dickey	1-2	0-0	0-0	1	4	5	0	2	0	2	0	1	15
	Team				0	0	0							
	Totals	25-53	5-16	19-21	7	22	29	19	74	8	13	0	3	200

FG % 1st Half: 14-29 48.3% 2nd half: 11-24 45.8% Game: 25-53 47.2% Deadball Rebounds 0
 3FG % 1st Half: 2-6 33.3% 2nd half: 3-10 30.0% Game: 5-16 31.3%
 FT % 1st Half: 4-6 66.7% 2nd half: 15-15 100.0% Game: 19-21 90.5%

Wofford 93 • 9-12, 4-4 SoCon

#	Player	Total			Rebounds			PF	TP	A	TO	Blk	Stl	Min
		FG-FGA	3-Pr	FT-FTA	Off	Def	Tot							
03	Fletcher Magee	7-10	5-8	0-0	0	2	2	1	19	3	1	1	0	35
05	Eric Garcia	4-8	0-2	12-12	0	2	2	2	20	12	0	0	1	35
10	Nathan Hoover	3-10	2-8	0-0	1	3	4	1	8	5	2	0	0	36
33	Cameron Jackson	8-12	0-0	0-0	2	2	4	4	16	1	1	1	0	24
35	Ryan Sawwell	7-12	4-6	0-0	4	5	9	4	18	2	0	0	0	35
04	Donovan Theme-Love	0-1	0-1	0-0	0	0	0	1	0	1	1	0	0	4
20	Jaylen Allen	1-4	0-0	0-2	0	1	1	0	2	0	1	0	1	9
24	Kevon Tucker	0-0	0-0	0-0	0	0	0	1	0	0	0	0	0	1
50	Matthew Pegram	4-5	0-0	2-2	1	5	6	3	10	0	0	0	0	21
	Team				0	2	2							
	Totals	34-62	11-25	14-16	8	22	30	17	93	24	7	2	2	200

FG % 1st Half: 17-31 54.8% 2nd half: 17-31 54.8% Game: 34-62 54.8% Deadball Rebounds 1
 3FG % 1st Half: 7-14 50.0% 2nd half: 4-11 36.4% Game: 11-25 44.0%
 FT % 1st Half: 0-2 0.0% 2nd half: 14-14 100.0% Game: 14-16 87.5%

Officials: Chuck Jones, Rick Shoulders, Eric Peterson
 Technical fouls: UNCG-Francis Alonzo; Malik Massey; TEAM. Wofford-Eric Garcia.
 Attendance: 1596

Score by periods	1st	2nd	Total
UNCG	34	40	74
Wofford	41	52	93

Points	In	Off	2nd	Fast	Bench
UNCG	Paint	T/O	Chance	Break	
UNCG	38	6	6	12	11
WOF	38	19	11	4	12

Last FG - UNCG 2nd-00:41, WOF 2nd-00:26.
 Largest lead - UNCG by 4 1st-19:07, WOF by 20 2nd-10:00.
 UNCG led for 02:16. WOF led for 35:47. Game was tied for 01:57.

FURMAN 73, UNCG 67

CHATTANOOGA 91, UNCG 68

Furman 73 • 14-8, 7-2 SoCon

#	Player	Total			Rebounds			PF	TP	A	TO	Blk	Stl	Min
		FG-FGA	3-Pr	FT-FTA	Off	Def	Tot							
21	Kris Acox	6-9	0-0	0-1	3	7	10	2	12	2	0	0	1	28
01	John Davis	4-8	1-3	4-4	1	5	6	0	13	3	2	0	1	32
05	Andrew Brown	2-4	1-2	0-0	1	0	1	2	5	2	0	0	1	27
12	Devin Sibley	9-11	2-3	4-4	0	1	1	2	24	2	0	0	0	30
35	Daniel Fowler	1-9	1-7	2-2	1	3	4	1	5	2	2	1	2	31
00	Tre Clark	0-1	0-0	0-0	0	0	0	1	0	0	0	0	0	2
02	Jalen Williams	1-2	0-0	2-2	0	2	2	0	4	0	2	0	0	12
03	Geoff Beans	0-2	0-2	0-0	0	1	1	2	0	0	0	0	0	13
11	Jonathan Jean	0-0	0-0	0-0	0	1	1	2	0	0	1	0	0	6
23	Jordan Lyons	3-9	3-8	1-2	0	1	1	1	10	0	1	0	2	19
	Team				1	2	3							
	Totals	26-55	8-25	13-15	9	21	30	13	73	11	13	1	9	200

FG % 1st Half: 14-30 46.7% 2nd half: 12-25 48.0% Game: 26-55 47.3% Deadball Rebounds 1
 3FG % 1st Half: 5-14 35.7% 2nd half: 3-11 27.3% Game: 8-25 32.0%
 FT % 1st Half: 2-2 100.0 2nd half: 11-13 84.6% Game: 13-15 86.7%

UNCG 67 • 16-7, 7-3 SoCon

#	Player	Total			Rebounds			PF	TP	A	TO	Blk	Stl	Min
		FG-FGA	3-Pr	FT-FTA	Off	Def	Tot							
01	Marvin Smith	1-4	1-3	2-2	1	0	1	5	5	0	2	1	0	15
32	Jordy Kuiper	1-6	0-4	0-0	1	4	5	0	2	2	0	0	0	29
33	RJ White	8-11	1-2	8-8	3	4	7	2	25	1	4	0	0	33
10	Francis Alonzo	3-9	2-4	1-1	0	1	1	2	9	1	2	0	0	28
20	Diante Baldwin	6-11	1-3	1-1	0	3	3	14	4	4	4	0	2	32
02	Malik Massey	1-2	1-1	0-0	0	0	0	1	3	1	1	0	0	21
11	Demetrius Troy	2-6	1-4	0-0	0	2	2	0	5	2	3	0	2	28
14	Kyrin Galloway	1-2	0-0	2-2	2	3	5	2	4	1	0	2	0	14
15	Garrett Collins	0-0	0-0	0-0	0	0	0	0	0	0	0	0	0	0+
	Team				0	4	4							
	Totals	23-51	7-21	14-14	7	21	28	15	67	12	16	3	4	200

FG % 1st Half: 10-24 41.7% 2nd half: 13-27 48.1% Game: 23-51 45.1% Deadball Rebounds 0
 3FG % 1st Half: 3-10 30.0% 2nd half: 4-11 36.4% Game: 7-21 33.3%
 FT % 1st Half: 10-10 100.0 2nd half: 4-4 100.0 Game: 14-14 100.0

Officials: Joey Richardson, Kenneth Totten, Sidney Cotten
 Technical fouls: Furman-None. UNCG-None.
 Attendance: 3884

Score by periods	1st	2nd	Total
Furman	35	38	73
UNCG	33	34	67

Points	In	Off	2nd	Fast	Bench
FUR	Paint	T/O	Chance	Break	
UNCG	28	20	9	12	14
UNCG	26	13	9	4	12

</