



2016-17 UNCG MEN'S BASKETBALL



2016-17 SCHEDULE

Date	Opponent	Time
N 11	#7 VIRGINIA	L, 51-76
N 14	PRESBYTERIAN	W, 61-42
N 18	at High Point %	L, 57-63
N 19	vs. NDSU %	W, 65-54
N 20	vs. Navy %	W, 72-59
N 25	BELMONT ABBEY %	W, 90-54
N 29	N.C. A&T	W, 86-66
D 3	LIBERTY ^	W, 72-65
D 5	MARS HILL	W, 108-56
D 9	WAKE FOREST	L, 75-78
D 14	SOUTHERN WESLEYAN	W, 96-61
D 19	at UNC Asheville	W, 75-73
D 22	at Georgetown	L, 56-78
D 28	at The Citadel *	W, 95-87
D 31	SAMFORD *	L, 62-73
J 2	CHATTANOOGA *	W, 73-68
J 7	WESTERN CAROLINA *	W, 76-57
J 12	at ETSU *	W, 83-79
J 14	at VMI *	W, 91-82
J 19	MERCER *	W, 68-66
J 21	THE CITADEL *	W, 81-72
J 25	at Wofford *	L, 74-93
J 28	FURMAN *	L, 67-73
F 2	at Chattanooga *	L, 68-91
F 4	at Samford *	W, 81-75
F 11	at Western Carolina	W, 76-68
F 15	WOFFORD *	W, 74-55
F 18	at Furman *	4 p.m.
F 22	at Mercer *	7 p.m.
F 25	VMI *^	5 p.m.
F 27	ETSU *	7 p.m.

SoCon Tournament - Asheville, N.C.

M 3	SoCon First Round	TBA
M 4	SoCon Quarterfinals	TBA
M 5	SoCon Semifinals	TBA
M 6	SoCon Finals	7 p.m.

- * - Southern Conference game
- % - HPU Classic, High Point, N.C.
- ^ Fleming Gymnasium on campus

Media Information

Assistant AD for Athletics Communications
 Matt McCollester (primary contact)
 matt.mccollester@uncg.edu
 O - 336-334-5615
 C - 336-676-3407



VS



(19-8, 10-4)

(20-8, 13-2)

Game 28

February 18, 2017

Timmons Arena

Greenville, S.C.

TELEVISION
 ESPN3 & ESPN App
 (Dan Scott
 & Jim Davis)

RADIO
 TuneIn
www.uncgspartans.com/radio
 (Scott Pryzwansky)

INTERNET
 Live Stats link at
www.uncgstats.com
 Follow @UNCGScores

What's On Tap . . .

The Spartans hit the road for their last two times in the regular season, beginning Saturday afternoon when they travel to Greenville, S.C., to face Southern Conference leader Furman in a pivotal game ... The Spartans currently sit in a tie for third place overall at 10-4 while the Paladins hold the top spot at 13-2 heading into the final 10 days of the season ... The game will be broadcast on ESPN3 and the ESPN App with Dan Scott and Jim Davis on the call ... Additionally, the game will be radio broadcast on TuneIn and online at www.uncgspartans.com/radio with Scott Pryzwansky providing the call.

UNCG Please

Please refer to UNCG as simply UNCG or the Spartans. Please do not refer to UNCG as UNC Greensboro, UNC-Greensboro, North Carolina-Greensboro, North Carolina at Greensboro, or any other variation of the university's name. Thank you

Southern Conference Standings . . .

The Spartans enter Wednesday's game with a 10-4 record in Southern Conference play and sit in a tie for third place overall with Chattanooga with four games remaining on their schedule ... UNCG trails first place Furman by 2.5 games (13-2) and second place ETSU by one game (11-3), but still face both teams again this year ... UNCG holds a three-game lead over fifth-place Wofford (8-7), a four-game lead over sixth-place Samford (6-8) and Mercer (6-8) ... With their win Wednesday over Wofford, the Spartans clinch one of the six first round byes in the Southern Conference Tournament in Asheville ... Furman, ETSU and Chattanooga have also already clinched first round byes ... The final two byes are still up for grabs heading into the final 10 days.

Series History . . .

Saturday's game marks the 31st meeting all-time in program history between UNCG and Furman ... The series has been closely matched over its lifetime with the Spartans trailing by a slim 16-14 margin ... The Paladins have won three straight over UNCG, including a 73-67 victory in Greensboro Jan. 28 ... Additionally, the Spartans have dropped two straight in Greenville and are just 1-6 in its last seven visits to Timmons Arena ... UNCG's lone win on the road in that stretch came by way of an 88-65 victory Feb. 7, 2014.

Earlier this year, the teams played a hotly contested affair at the Greensboro Coliseum with Furman pulling out the six-point victory ... The Spartans connected on 45.1 percent (23-of-51) from the field and 33.3 percent (7-of-21) from 3-point land while hitting all 14 of their free throws ... UNCG committed 16 turnovers in the loss, which Furman turned into 20 points ... The Paladins connected on 47.3 percent (26-of-55) from the field and 32 percent (8-of-25) from deep ... Senior center **R.J. White** led UNCG with 25 points and seven rebounds as he was 8-of-11 from the field and a perfect 8-of-8 from the free throw line ... Senior guard **Diante Baldwin** added 14 points while **Francis Alonso** was limited to nine points on just 2-of-4 shooting from deep ... Devin Sibley led the Paladins with 24 points, 22 of which came in the second half as he was 9-of-11 from the field ... Kris Acox posted a double-double with 12 points and 10 rebounds

UNCG's Projected Starters



- #1 Marvin Smith, Jr., G/F
- #10 Francis Alonso, So., G
- #20 Diante Baldwin, Sr., G
- #21 James Dickey, R-Fr., F
- #33 RJ White, Sr., C

Furman's Projected Starters



- #1 John Davis, Jr., G
- #5 Andrew Brown, So., G
- #12 Devin Sibley, Jr., G
- #21 Kris Acox, Sr., F
- #35 Daniel Fowler, Jr., G



2016-17 UNCG MEN'S BASKETBALL



2016-17 SoCon STANDINGS

Team	SoCon			Overall		
	W	L	Pct	W	L	Pct
Furman	13	2	.867	20	8	.714
ETSU	11	3	.786	21	6	.778
Chattanooga	10	4	.714	19	7	.731
UNCG	10	4	.714	19	8	.704
Wofford	8	7	.533	13	15	.464
Samford	6	8	.439	15	12	.556
Mercer	6	8	.429	12	15	.444
VMI	3	11	.214	6	19	.240
The Citadel	2	12	.143	9	18	.333
Western Carolina	2	12	.143	7	20	.259

SCHOOL INFORMATION

School.....	UNCG
Location	Greensboro, N.C.
Founded	1891
Enrollment	17,200
Nickname	Spartans
Colors	Navy, Gold & White
Arena	Greensboro Coliseum
Capacity	7,617/23,000
Affiliation	NCAA Division I
Conference	Southern
Chancellor	Franklin D. Gilliam Jr.
Director of Athletics	Kim Record
Alma Mater	Virginia, 1984
Athletics Dept. Phone.....	336-334-5952
Ticket Office Phone	336-334-3250

TEAM INFORMATION

2015-16 Overall Record	15-8
2015-16 SoCon Record	10-5
SoCon Finish	t-5th
Letterwinners Returning/Lost.....	10/3
Starters Returning/Lost.....	4/1
Newcomers	6

COACHING STAFF

Head Coach	Wes Miller
Alma Mater.....	North Carolina, 2007
Career Record	79-101 (sixth year)
Record at UNCG	79-101 (sixth year)
Associate Head Coach	Mike Roberts
Alma Mater.....	Indiana, 2005
Assistant Coach	Andre Morgan
Alma Mater.....	North Georgia, 2010
Assistant Coach	Chris Parsons
Alma Mater.....	Hofstra, 1996
Dir. of Basketball Ops	Chris LePore
Alma Mater.....	Belmont, 2014

MEDIA INFORMATION

Asst. AD	Matt McColleston
Email	matt.mccolleston@uncg.edu
Cell Phone	336-676-3407
Assistant Director	Olivia Coiro
Assistant Director	Dan Wacker
Director of Marketing	Dacia Ijames
Media Relations Office	336-334-5615
Website	www.uncgspartans.com
Mailing Address	UNCG Athletics
.....	PO Box 26168
.....	Greensboro, NC 27402-6168

... John Davis added 13 points and Jordan Lyons came off the bench to chip in 10 points.

19 Wins & Counting ...

Wednesday, the Spartans picked up their 19th victory of the season ... The 19 wins are tied for fourth most in a single season for UNCG in the NCAA Division I era and sixth overall for all 50 seasons in UNCG basketball history ... The 19 wins are the most since finishes 19-12 in 2007-08 ... The next Spartan victory will give them 20 wins in a season for just the fourth time in program history as an NCAA Division I program.

(NCAA Division I Win Totals)

23 wins in 1994-95

20 wins in 2001-02, 1995-96

19 wins in 2016-17, 2000-01, 2007-08

18 wins in 2004-05

16 wins in 2006-07

15 wins in 2015-16,

1999-2000, 1993-94

SoCon Wins ...

The Spartans enter Saturday's game with a 10-4 record in Southern Conference play, matching their win total from last year ... The 10 SoCon wins ranks fourth-best in program history since joining the league in 1997-98 ... UNCG won 11 games in league play in the 2001-02 season (11-5) ... The Spartans posted back-to-back 12-win seasons in SoCon play in 2007-08 (12-8) and 2006-07 (12-6).

Good Start For The Spartans ...

UNCG opened the season with a 16-5 overall record ... The 16-5 record is the second best start in program history and the best since opening the 1994-95 season with a 17-4 record through 20 games ... The 1994-95 team began the year 19-5 and went on to post a 23-6 overall record, winning the Big South Championship ... Additionally, the Spartans started 7-1 in Southern Conference play ... This marks the best start in program history as a member of the SoCon and tied for the second-best conference start at the NCAA Division I level with the 1994-95 team ... Only the 1995-96 team had a better start, opening Big South Conference play with a 7-0 record.

1,000-Point Scorer ...

Senior guard **Diante Baldwin** became the 23rd member of the 1,000-career point club in UNCG men's basketball history against Mercer ... Baldwin scored his 1,000th career point in fitting fashion, hitting an acrobatic lay up off a drive through the Mercer defense ... He finished the night with 13 points but none more important than his go-ahead 3-pointer with 4.1 seconds remaining ... He has scored 1,113 career points in 116 games and 84 starts ... Baldwin is 16th all-time in UNCG scoring history, surpassing Ronnie Burrell (1,088 points) Saturday at Western Carolina ... Derrick Nix is 15th all-time with 1,135 ca-

PRESEASON ALL-SOCON

2016-17 Coaches

Preseason All-Conference Team

T.J. Cromer, ETSU
 Hanner Mosquera-Perea, ETSU
 Devin Sibley, Furman
 Stephon Jelks, Mercer
R.J. White, UNCG
 Casey Jones, Chattanooga
 Tre' McLean, Chattanooga
 Justin Tuoyo, Chattanooga
 QJ Peterson, VMI
 Fletcher Magee, Wofford

2016-17 Preseason Player of the Year

Tre' McLean, Chattanooga

Preseason SoCon Coaches' Poll

Team (1st-Place Votes)	Total
1. Chattanooga (8)	80
2. ETSU (2)	74
3. Wofford	57
4. Mercer	55
5. UNCG	50
5. Furman	50
7. Samford	32
8. Western Carolina	20
9. VMI	19
10. The Citadel	13

reer points..

Road Warriors In SoCon ...

The Spartans enter Saturday's game with a 5-2 road record in Southern Conference play ... UNCG has picked up wins at The Citadel, ETSU, VMI, Samford and Western Carolina ... The Spartans' losses in league play have come at Chattanooga and Wofford ... The five victories matches the single-season record for UNCG for road victories in SoCon play ... The Spartans finished the 2006-07 season with a 5-4 SoCon record on the road, the only other time in program history with five road wins ... The Spartans have never won more than five road games in SoCon play in a single season in program history ... The 1994-95 team posted a 7-1 record on the road in Big South Conference play for the best road record in program history in the NCAA Division I era.

Did You Know? ...

Almost one year ago to the day, the Spartans picked up one of their biggest road wins in recent history with a 79-64 victory at Chattanooga ... The win snapped the Mocs' 19-game home winning streak and 14-game Southern Conference home winning streak ... The game was 364 days ago on Feb. 20, 2016.

Differences Between W's & L's ...

The Spartans enter Saturday's game with a 19-8 overall record ... In comparing the team in wins versus losses, the Spartans average 80.2 points per game in wins while shooting



2016-17 UNCG MEN'S BASKETBALL



49.6 percent (549-of-11106) from the field and 42.2 percent (188-of-446) from distance ... Also, UNCG holds opponents to 39.7 percent (419-of-1056) shooting from the field and 32.6 percent (129-of-396) from deep

Conversely, UNCG averages just 63.8 points per game in losses and is shooting 39.9 percent (181-of-454) from the field and 30.4 percent (49-of-161) from deep ... Opponents are shooting 50.7 percent (218-of-430) from the field and 45.3 percent (72-of-159) from deep in wins.

Individually, sophomore guard **Francis Alonso** averages 15.2 points and shoots 50.4 percent (61-of-121) from deep in wins while only averaging 10.4 points and shooting 31.7 percent (13-of-41) from deep in losses ... Junior forward **Marvin Smith** averages 10.6 points per game and shooting 37.1 percent (33-of-89) from deep in wins while chipping in 6.0 points and shooting 22.2 percent (8-of-36) in losses ... Sophomore guard **Demetrius Troy** connects on 47.1 percent (32-of-68) from 3-point land in wins while hitting just 21.7 percent (5-of-23) in losses.

Strangely, in the Spartans' 19 wins they are shooting 69.5 percent (237-of-341) from the free throw line ... In the eight losses, UNCG is shooting 78.6 percent (99-of-126) from the charity stripe.

	Wins	Losses
Scoring Offense	80.2	63.8
Scoring Defense	65.2	78.1
FTH%	69.5	78.6
FG%	49.6	39.9
FG% Defense	39.7	50.7
3-PT%	42.2	30.4
3-PT% Defense	32.6	45.3
Rebounding Off	36.5	32.2
Rebounding Def	31.2	32.5
Assists/Per Game	17.0	10.1
Turnover Margin	+1.4	-2.1

Charitable Causes ...

The Spartans have tightened up their free throw shooting over the past 13 games ... UNCG is shooting 77.3 percent (191-of-247) from the free throw line over the last 13 games ... During that time, sophomore guard **Francis Alonso** is shooting 90.6 percent (48-of-53) and junior **Marvin Smith** is shooting 89.5 percent (17-of-19) ... Senior center **R.J. White** is hitting 74.5 percent (35-of-47) and classmate **Diante Baldwin** is hitting 73.9 percent (34-of-46) ... In the first 14 games of the year, UNCG connected on just 65.9 percent (145-of-220) from the free throw line.

White Hot ...

Senior center **R.J. White** has played some of his best games recently, averaging 19.0 points per game and 6.8 rebounds per game over the last six games of the season ... White

TALE OF THE TAPE (2016-17 OVERALL STATS)

	UNCG/SoCon	Furman/SoCon
Scoring Offense	75.3/6th	75.2/7th
Scoring Defense	69.0/4th	65.0/1st
Scoring Margin	+6.3/4th	+10.3/2nd
Free Throw %	.719 (336-of-467)/6th	.691 (363-of-525)/8th
Field Goal %	.468 (730-of-1560)/4th	.485 (745-of-1536)/2nd
Field Goal Defense	.429 (637-of-1486)/4th	.410 (633-of-1544)/1st
Three-Point FG %	.390 (237-of-607)/4th	.396 (254-of-642)/3rd
Three-Point FG Defense	.362 (201-of-555)/8th	.303 (187-of-617)/1st
Three-Point FG Made	8.8/4th	9.1/3rd
Rebounding Offense	35.2/6th	34.9/7th
Rebounding Defense	31.6/2nd	32.2/4th
Rebounding Margin	+3.6/3rd	+2.7/4th
Offensive Rebounds/Game	11.3/4th	8.7/10th
Defensive Rebounds/Game	23.9/5th	26.2/3rd
Blocked Shots Per Game	3.6/4th	2.4/6th
Assists Per Game	15.0/6th	15.4/4th
Steals Per Game	7.5/4th	7.3/5th
Turnover Margin	+0.4/5th	+0.6/4th
Assist/Turnover Ratio	1.1/6th	1.2/3rd

is shooting 59.5 percent (44-of-74) from the field and 83.3 percent (25-of-30) over the last six games.

Looking Back ...

The Spartans avenged a loss from earlier this season Wednesday night as UNCG led from start to finish against Wofford, posting a 74-55 victory over the Terriers ... The Spartans' 19-point victory is the second-largest loss of the year for Wofford, trailing just a 22-point victory by LSU in the season opener ... Additionally, the Spartans held the second-highest scoring team in SoCon play (83.4 points per game) to a season-low 55 points ... UNCG held Wofford to a season-low 30.8 percent (16-of-52) shooting in the victory, with less than 10 field goals made in each half of play ... UNCG dominated play in the paint, outscoring the Terriers 36-14.

Senior guard **Diante Baldwin** led three in double figures with a game-high 24 points in 31 minutes ... Baldwin connected on 8-of-12 from the field and hit 6-of-6 from the free throw line ... Senior center **R.J. White** added 14 points as he was 7-of-14 from the field ... Junior forward **Jordy Kuiper** tied his career-high with 12 points in 16 minutes off the bench ... Kuiper connected on 5-of-9 from the field, including a career-high two 3-pointers.

Lending A Helping Hand ...

Senior guard **Diante Baldwin** enters Wednesday's game sixth all-time in program history with 395 assists in his career ... Baldwin surpassed Ronnie Taylor for sixth place as

Taylor had 332 assists from 2001-04.

1. Courtney Eldridge (1999-02) 584
2. Scott Hartzell (1993-96) 552
3. Dwayne Johnson (2005-08) 427
4. Derrick Nix (1994-97) 421
5. William Powell (1983-86) 414
- 6. Diante Baldwin (2013-17) 395**

Baldwin is just five assists away from becoming the first player in UNCG men's basketball history to score 1,000 career points, dish out 400 career assists and grab 400 career rebounds ... He has tallied 1,113 career points and 425 rebounds entering Wednesday's game.

Spanish Sensation ...

Sophomore guard **Francis Alonso** leads the Spartans in scoring at 13.8 points per game on the season and 15.4 points per game in Southern Conference play ... He has scored 20 or more points six times this season with 24 points at Western Carolina, 26 points against Chattanooga, 21 vs. Western Carolina, 24 at ETSU, 26 against Mercer and 21 against N.C. A&T ... Alonso ranks 10th in NCAA Division I in 3-point shooting at 45.7 percent ... His 74 made 3-pointers rank 38th in the nation.

Alonso enters Saturday's game with 159 career 3-pointers made in his young career ... He already ranks ninth all-time in career 3-pointers made, surpassing Kendall Toney (155), Trevis Simpson (154) and Skeet Woolard (154) Saturday ... Scott Hartzell owns the UNCG career record with 309 makes



2016-17 UNCG MEN'S BASKETBALL



from 1993-96.

- 6. Nathan Jameson (1998-01) 188
- 7. Derrick Nix (1995-98) 166
- 8. Ricky Hickman (2004-07) 163
- 9. Francis Alonso (2015-17) 159**
- 10. Kendall Toney (2006-10) 155

Also, Alonso hit 85 3-pointers last season, ranking third all-time in UNCG history in made 3-pointers in a single season (Hartzell, 93; Nicholas Paulos 91) ... He has already hit 74 3-pointers this season, which ranks tied for ninth all-time with Mikko Koivisto (2008-09) and Jay Joseph (2003-04).

- 4. Mikko Koivisto (2007-08) 80
- 5. Scott Hartzell (1995-96) 76
- 6. Francis Alonso (2016-17) 74**
- Mikko Koivisto (2008-09) 74
- Jay Joseph (2003-04) 74
- 9. Scott Hartzell (1992-93) 73
- 10. Jay Joseph (2002-03) 70
- 11. Nicholas Paulos (2013-14) 69

Scouting The Spartans ...

The Spartans enter Saturday's game with a 19-8 overall record and a 10-4 mark in Southern Conference play ... UNCG has won three straight games with wins at Samford, at Western Carolina and home to Wofford ... The Spartans are 5-2 on the road in SoCon play this season, with wins over The Citadel, ETSU, VMI, Samford and Western Carolina ... UNCG is averaging 75.3 points per game while holding opponents to 69.0 points per game ... The Spartans are shooting 46.8 percent (730-of-1560) from the field and 39 percent (237-of-607) from 3-point land ... Opponents are shooting 42.9 percent (637-of-1486) from the field and 36.2 percent (201-of-555) from distance.

Sophomore guard **Francis Alonso** leads the team in scoring at 13.8 points per game ... Alonso leads the team with 74 made 3-pointers, hitting at 45.7 percent from deep ... He also has hit 74 free throws, connecting on 89.2 from the charity stripe ... Senior guard **Diante Baldwin** is second on the team in scoring at 13.3 points per game ... Baldwin is shooting 38.6 percent (34-of-88) from 3-point land and 76.7 percent (66-of-86) from the free throw line ... He leads the team with 107 assists and 48 steals.

Senior center **R.J. White** rounds out the Spartans averaging double figures are 12.4 points per game ... White is shooting 55.2 percent (133-of-241) from the field this season and leads the team with 6.4 rebounds per game ... Junior forward **Marvin Smith** is fourth on the team in scoring at 9.2 points per game ... Smith is second on the team with 41 made 3-pointers, hitting at 32.8 percent.

Redshirt freshman forward **James Dickey**

TALE OF THE TAPE - SoCON ONLY (2016-17 SoCON STATS)

	UNCG/SoCon	Furman/SoCon
Scoring Offense	76.4/6th	76.9/5th
Scoring Defense	74.2/5th	66.5/2nd
Scoring Margin	+2.1/5th	+10.5/2nd
Free Throw %	.755 (207-of-274)/4th	.708 (206-of-291)/7th
Field Goal %	.483 (375-of-777)/3rd	.499 (407-of-815)/2nd
Field Goal Defense	.427 (350-of-819)/4th	.416 (352-of-847)/2nd
Three-Point FG %	.384 (112-of-292)/4th	.402 (134-of-333)/1st
Three-Point FG Defense	.362 (111-of-307)/5th	.315 (106-of-336)/1st
Three-Point FG Made	8.0/5th	8.9/3rd
Rebounding Offense	34.4/4th	33.9/7th
Rebounding Defense	32.4/4th	32.8/5th
Rebounding Margin	+2.0/3rd	+1.1/4th
Offensive Rebounds/Game	9.6/8th	8.3/10th
Defensive Rebounds/Game	22.8/5th	25.6/3rd
Blocked Shots Per Game	3.9/3rd	2.9/5th
Assists Per Game	13.6/5th	15.5/2nd
Steals Per Game	6.0/7th	7.5/3rd
Turnover Margin	-2.1/10th	+0.9/3rd
Assist/Turnover Ratio	0.9/6th	1.2/2nd

is second on the team in rebounding at 6.3 boards per game, including a team-high 59 3-pointers ... Dickey also adds 5.7 points per game while shooting 55.9 percent (57-of-102) from the field ... Junior forward **Jordy Kuiper** chips in 6.0 points per game and 5.0 rebounds per game ... Sophomore guard **Demetrius Troy** is third on the team with 37 made 3-pointers, connecting on 40.7 percent.

Scouting The Paladins ...

Furman enters Saturday's game with a 20-8 overall record and a 13-2 mark in Southern Conference play ... The Paladins have won 10 straight games with their last losses coming at Chattanooga Jan. 7 and at Wofford Jan. 14 ... Additionally, Furman is a perfect 7-0 at home in league play and has won 16 straight SoCon games at home ... The Paladins' last home loss in league play came back on February 28, 2015 against Wofford ... Furman is averaging 75.2 points per game while holding opponents to just 65.0 points per game ... The Paladins are shooting 48.5 percent (745-of-1536) from the field and 39.6 percent (254-of-642) from deep ... Opponents are being held to 41.0 percent (633-of-1544) from the field and 30.3 percent (187-of-617) from deep.

Devin Sibley leads the team in scoring at 17.5 points per game overall and 19.1 points per game in SoCon play ... Sibley is shooting 52.5 percent (156-of-297) from the field, 44.5 percent (61-of-137) from 3-point land and 75 percent (99-of-132) from the free throw line ... Kris Acox is second on the team in scoring

at 13.0 points per game and leads the team with 7.5 rebounds per game ... Acox is shooting 62.7 percent (158-of-252) from the field this season.

Daniel Fowler rounds out the Paladins in double figures scoring at 11.4 points per game ... Fowler is shooting 36.5 percent (35-of-96) from 3-point land and leads the team with 109 assists ... Jordan Lyons (41), Geoff Beans (39), John Davis (37) and Andrew Brown (36) have all hit at least 35 3-pointers this season.

Home, Sweet Home ...

The Greensboro Coliseum has been the full-time home of the Spartans since the 2009-10 season ... UNCG is off to an 11-4 start at home this year and the Spartans posted a 12-4 record last season ... The Spartans are 23-8 over the last two years, a 74.2 winning percentage ... In fact, over the past 21 games at the Greensboro Coliseum the Spartans are 17-4 (81%) with the losses coming to Atlantic Coast Conference members Virginia, Wake Forest, Samford and Furman.

Cashing In On The Freebies ...

Sophomore guard **Francis Alonso** leads the team with an 88.2 free throw percentage this season, connecting on 74-of-83 ... He ranks second in the Southern Conference and 27th in the nation this year ... During his two-year career, he is currently the all-time career holder for free throw percentage in UNCG history (minimum 150 attempts) at 87.0 percent (154-of-177) ... He is just ahead of David



2016-17 UNCG MEN'S BASKETBALL



Whiteside (.860/202-of-235), Mikko Koivisto (.8564/185-of-216) and Nathan Jameson (.8560/214-of-250).

White's Scoring History . . .

Senior center **R.J. White** became the 22nd player in UNCG men's basketball history to reach the 1,000-career point mark last season ... White moved into sole possession of 10th place all-time in UNCG scoring history Wednesday with 1,343 career points, surpassing the mark of Ron Sheppard (1321) and matching the mark of Courtney Eldridge ... He is 58 points shy of ninth place all-time, currently held by Bruce Shaw (1969-73).

9. Bruce Shaw (1969-73)	1401
10. R.J. White (2013-Present)	1343
11. Courtney Eldridge (1999-02)	1329
12. Ron Sheppard (1986-89)	1321
13. Ben Stywall (2007-10)	1245

Additionally, White is fifth all-time in program history with 817 rebounds, surpassing Demetrius Cherry at Georgetown ... Eric Cuthrell (1993-96) is fourth all-time with 859 career rebounds.

Injury Report . . .

Junior guard **Justin Jordan** is day-to-day with a right knee injury ... He missed the Western Carolina and Wofford games due to the injury.

Going Streaking . . .

The Spartans had their six-game winning streak snapped with the loss at Wofford ... Their streak included wins over Chattanooga, Western Carolina, ETSU, VMI, Mercer and The Citadel ... UNCG also had a six-game winning streak earlier this season with wins over North Dakota State, Navy, Belmont Abbey, N.C. A&T, Liberty and Mars Hill ... This marks the first time since in program history that UNCG has posted two winning streaks of at least six games in a single season in the NCAA Division I era ... UNCG accomplished the feat while a member of the NCAA Division III in 1986-87 with a six-game winning streak and an 11-game winning streak.

The six-game winning streak earlier this year was tied for the seventh-longest winning streak in program history and longest since winning seven straight in the 2011-12 season from Jan. 12-Feb. 4 ... The six-game winning streak marks the fourth longest winning streak as an NCAA Division I program (first season 1991) ... The Spartans became the first UNCG team in the Division I era to post a six-game winning streak during non-conference play ... The Spartans longer streaks overall have come during league play or a combination of non-conference and conference action.

On The Glass . . .

The Spartans enter Saturday's game with

a +3.6 rebounding advantage through 28 games, ranking third in the Southern Conference ... UNCG has out-rebounded or been tied on the glass in 19 out of 27 games this season with the exceptions coming against No. 6 Virginia, Chattanooga (twice), VMI, Wofford, Furman, Western Carolina and Wofford ... Additionally, the Spartans rank third in the SoCon on the offensive glass, grabbing 11.3 offensive rebound per game and second overall in rebounding defense holding opponents to 31.6 rebounds per game.

The Spartans have three players ranked in the top 20 on the glass in the SoCon ... Senior **R.J. White** leads the team and ranks eight in the SoCon with 6.4 rebounds per game ... Redshirt freshman **James Dickey** is second on the team and ninth in the league with 6.3 rebounds per game ... Junior **Jordy Kuiper** adds 5.0 rebounds per game, ranking 16th overall.

Non-Conference Strength . . .

The Spartans nine wins during non-conference play is the most wins for the Spartans as and NCAA Division I school in non-conference while their .692 winning percentage is this second-best in program history ... The Spartans posted a 7-3 non-conference record in 1994-95 and went 7-3 in 2004-05 ... In fact, this year's team marks the first winning record in non-conference play since the 2007-08 season.

Offensive Explosion . . .

The Spartans broke out for 108 points in a 108-56 victory over NCAA Division II member Mars Hill ... The 108 points are the most this season and the most for UNCG since scoring 110 points against Chattanooga Jan. 27, 2011 ... The 52-point victory over the Lions marked the largest margin of victory for the Spartans as a NCAA Division I program ... Additionally, it is third largest victory in program history overall, falling short of two victories over Piedmont Bible in 1985 (66) and 1983 (60).

The Spartans connected on 18-of-27 (66.7%) from 3-point land in the victory ... The 18 made 3-pointers are the second most in a single game in program history, trailing only the 20 made against Chattanooga in 2013.

Breakout For Troy . . .

Sophomore guard **Demetrius Troy** is averaging 7.8 points per game this season ... Troy made his second career start against VMI, scoring a career-high 20 points ... Troy is shooting 40.7 percent (37-of-91) from 3-point land on the season and is second on the team with 94 assists ... He scored a season-high 15 points and dished out six assists against Navy ... He followed that up with a career-high eight assists against Belmont Abbey ... He scored 11 points and handed out five against the Aggies ... He scored 12 points

and dished out five assists against Mars Hill ... Troy scored a 18 points in 23 minutes off the bench against The Citadel ... He added 12 points in the second meeting with The Citadel.

Spaniard's Summer Success . . .

This summer, sophomore guard **Francis Alonso** was team captain for his home country of Spain and guided it to the championship of the 2016 FIBA U20 European Championship in Helsinki, Finland ... Alonso was named to the Championship's All-Star Five team as one of the top players in the event ... Alonso averaged 13.0 points, 3.7 assists and 3.4 rebounds per game in the event as he started all seven games, averaging 28.3 minutes per game ... He picked up his play even more in knockout play after the group stage, averaging 17.3 points and 4.0 assists per game in the final four games of the event.

Alonso scored in double figures five times, including the last four games in Finland ... He scored 11 points, grabbed six rebounds and handed out five assists in the championship game against Lithuania ... He turned in his top performance in the quarterfinals, scoring 26 points on 5-of-8 shooting from distance and 10-of-14 shooting from the field ... Alonso guided Spain to the championship game with a 22-point effort in the semifinals against Germany ... He connected on 11-of-11 from the free throw line in the game, while scoring the last seven points of the game for Spain to seal the victory.

Kaleb Hunter Signs NLI . . .

The Spartans signed high school standout Kaleb Hunter (Raleigh, N.C./Neuse Christian) to a national letter of intent Wednesday and he will join the program in the 2017-18 season ... Hunter is a standout at Neuse Christian Academy in Raleigh ... He was named to the NCISSA All-State as a junior as well as earning First Team All-Central District and All-Conference accolades ... He averaged 24.0 points per game, 9.1 rebounds per game and 4.1 assists per game for Neuse Christian, leading the Lions to a 19-12 record and an Elite 8 appearance in the NCISSA championship ... He was tabbed as the No. 5 recruit in the state of North Carolina for the class of 2017 by Prep Hoops North Carolina.



2016-17 UNCG MEN'S BASKETBALL



HEAD COACH WES MILLER



NORTH CAROLINA, 2007



Wes Miller is in his sixth season as the UNCG men's basketball coach in 2016-17 after taking over the reins of the program in December of 2011 on an interim basis. Miller has spent his first five years building a championship-mentality throughout the program and has laid the groundwork for future success. Miller signed a two-year contract extension on top of his two remaining years on his initial contract after the 2014-15 season. He is under contract with the Spartans through the 2018-19 season.

Miller, the 2012 Southern Conference Coach of the Year during his interim season, has led the Spartans to double digit wins in four out of the last five years breaking a streak of three straight seasons with eight or less wins (2008-2011). When he took over during the 2011-12 season, he led the Spartans to a 10-8 SoCon record and the SoCon North Division title as he was 11-11 overall that year.

This past season, he led the Spartans to a 15-19 overall record – their highest win total since the 2007-08 season. He guided UNCG to just its fourth postseason appearance in program history as the Spartans took part in the College Basketball Invitational (CBI), advancing to the quarterfinals. UNCG picked up its first-ever postseason win in program history with a 69-65 win over Houston Baptist at home at the Greensboro Coliseum

The Spartans finished the regular season with a 10-8 record in SoCon play, matching their win total in the league from 2011-12. UNCG was especially strong at home posting a 12-4 record, the highest win total since moving to the Greensboro Coliseum and the top mark for home wins since the 2000-01 season (12-6).

Junior center R.J. White and classmate Diante Baldwin were named to the All-SoCon Team last season. White led the conference and ranked 13th in NCAA Division I in field goal percentage at 61.6 percent while Baldwin was the only player in the league to rank in the top 20 in scoring and rebounding while ranking in the top five in assists and steals. Freshman Francis Alonso also burst onto the scene in 2015-16, setting the UNCG single-season scoring record for a freshman with 443 points on his way to All-Freshman Team accolades.

In 2014-15, the Spartans were hit hard by injuries from the outset of the year and played late in the year with just six available scholarship student-athletes. Despite the disadvantage, UNCG was still the only team in the SoCon with five different players averaging double figures in scoring, with four out of the five players set to return next year.

Additionally, the Spartans had two players join the illustrious 1,000-career point mark that season as junior Kayel Locke became the 19th member in early February and senior Nicholas Paulos joined the ranks later that month.

Miller led the Spartans to 14 wins in 2013-14, their highest-win total since 2007-08. Included in that mark was the program's first victory over an ACC school since 2007 and just their second victory all-time against the conference with a come-from-behind win at Virginia Tech. Freshman Tevon Saddler was named as the Southern Conference Player of the Year in 2013-14, the Spartans first such honor since Kyle Hines won the award in 2005.

Junior Kyle Cain was named First Team All-SoCon and Second Team All-Region last year. Cain became the second straight Spartan to sign a professional contract overseas, inking with Ramat Hasharon in Israel. Trevis Simpson is in his second year playing professionally in Greece after starring for the Spartans from 2011-2014.

Miller and his staff were very active on the recruiting trail in his first full season as the Spartans bringing in seven newcomers for the 2013-14 season, the first full recruiting class under Miller's tenure. The highly-touted class includes six freshmen and one transfer. The Spartans were aggressive in recruiting North Carolina where they signed three All-State selections, including Clay Byrd and Diante Baldwin.

Miller and his staff also built on their success recruiting from the Baltimore area as they signed the Maryland Player of the Year, Tevon Saddler, a year removed from signing another Baltimore area standout in top-returning scorer Kayel Locke.

Miller, who was the youngest head coach in NCAA Division I at the time of his hire, made the removal of the interim tag an easy decision as he was named the Southern Conference Coach of the Year after leading the Spartans to the SoCon North Division title at the end of the 2011-12 season.

Miller took control of the program Dec. 13, 2011 with the Spartans sitting at 2-8 and led them through one of the biggest turnarounds in program history. Miller guided the Spartans to an 11-11 record the rest of the season to finish with a 13-19 overall record, including a 10-8 mark in SoCon play.

The Spartans lost their first six games under Miller to fall to 2-14 on the season but the program made an 180-degree turnaround posting an 11-5 record down the stretch. UNCG posted a seven-game winning streak during league play, which included several dramatic victories. The Spartans carried that momentum into the conference tournament where they advanced to the SoCon semifinals for the first time since the 2007-08 season.

Miller, who also spent the 2010-11 season as an assistant coach at UNCG, is no stranger to the state of North Carolina. He played three seasons at the University of North Carolina and spent two seasons as an assistant coach at Elon and High Point. Miller also ran his own basketball camps in Charlotte and Greensboro for two summers.

In three seasons as a player at North Carolina under head coach and mentor Roy Williams, Miller helped the Tar Heels to the national championship in 2005, two Atlantic Coast Conference regular-season championships and one ACC Tournament title. He was team captain as a senior in 2006-07, leading UNC to 31 wins and the NCAA Elite 8 as well as the ACC regular-season and tournament titles, and a final No. 3 national ranking.

As a junior, Miller shot 44.1 percent from the 3-point line, which was seventh-best in a single season in the UNC record book. His 64 treys that season ranked eighth in the ACC. He earned the team's Defensive Player of the Year and Most Improved Player awards that season, as well.

A fan favorite at UNC, Miller authored a book entitled The Road to Blue Heaven, which was published as a diary of his experiences as a North Carolina basketball player. In addition to his success on the floor, Miller excelled off the court, earning ACC Academic Honor Roll recognition and the UNC Athletic Director's Scholar Athlete-Award. He earned his degree in political science from North Carolina in 2007.

Upon his graduation from North Carolina, Miller played one season of professional basketball for the London Capitals of the British Basketball League, where he averaged 19.6 points per game to rank eighth in the league.

Miller was a prep standout at the New Hampton School in New Hampshire. He earned a scholarship to James Madison University, where he played one season before transferring to North Carolina to become a walk-on for Roy Williams' squad.

Miller married the former Ashley Love in August 2011.

WES MILLER'S COACHING CAREER

Year	School	Position	Record
2016-17	UNCG	Head Coach	19-8
2015-16	UNCG	Head Coach	15-19
2014-15	UNCG	Head Coach	11-22
2013-14	UNCG	Head Coach	14-18
2012-13	UNCG	Head Coach	9-22
2011-12	UNCG	Interim Head Coach*	11-11
Head Coaching Career Record			79-101

* - Miller named interim head coach Dec. 13, 2011

2011-12	UNCG	Assistant Coach	2-8
2010-11	UNCG	Assistant Coach	7-24
2009-10	High Point	Assistant Coach	15-15
2008-09	Elon	Assistant Coach	12-19



2016-17 UNCG MEN'S BASKETBALL



2016-17 NUMERICAL ROSTER

No.	Name	Pos.	Ht.	Wt.	Cl.	Exp.	Hometown/Previous School
0	Kylia Sykes	G/F	6-5	195	Fr.	HS	Washington, D.C./St. John's College
1	Marvin Smith Jr.	F	6-6	205	Jr.	2L	Richmond, Va./Fork Union Military Academy
2	Malik Massey	G	6-3	195	Fr.	HS	Charlotte, N.C./New Hampton Prep
3	Jelani Mofford	F	6-5	187	So.	1L	Mississauga, Ontario/Athlete Institute
4	Taqqi Muhammad	G	6-4	200	Fr.	RS	Richmond, Va./John Marshall
10	Francis Alonso	G	6-3	185	So.	1L	Malaga, Spain/Cushing Academy (Mass.)
11	Demetrius Troy	G	6-0	187	So.	1L	Raleigh, N.C./Word of God
13	Justin Jordan	G	6-3	185	Jr.	TR	Davidson, N.C./UW-Milwaukee
14	Kyrin Galloway	F	6-8	215	Fr.	HS	Milton, Ga./Milton
15	Garrett Collins	F	6-5	200	Jr.	2L	Asheville, N.C./Fishburne Military Academy
20	Diante Baldwin	G	6-0	191	Sr.	3L	Greensboro, N.C./High Point Christian
21	James Dickey	F	6-9	200	Fr.	RS	Raleigh, N.C./Word of God
22	Jack Konstanzer	G	5-11	165	Fr.	HS	Kill Devil Hills, N.C./First Flight
25	Lloyd Burgess	C	6-11	270	So.	1L	Durham, N.C./Christ School
32	Jordy Kuiper	F	6-9	250	Jr.	2L	Groningen, Netherlands/Canaries Basketball
33	RJ White	C	6-8	255	R-Sr.	3L	Frisco, Texas/Frisco

2016-17 ALPHABETICAL ROSTER

No.	Name	Pos.	Ht.	Wt.	Cl.	Exp.	Hometown/Previous School
10	Francis Alonso	G	6-3	185	So.	1L	Malaga, Spain/Cushing Academy (Mass.)
20	Diante Baldwin	G	6-0	191	Sr.	3L	Greensboro, N.C./High Point Christian
25	Lloyd Burgess	C	6-11	270	So.	1L	Durham, N.C./Christ School
15	Garrett Collins	F	6-5	200	Jr.	2L	Asheville, N.C./Fishburne Military Academy
21	James Dickey	F	6-9	200	Fr.	RS	Raleigh, N.C./Word of God
14	Kyrin Galloway	F	6-8	215	Fr.	HS	Milton, Ga./Milton
13	Justin Jordan	G	6-3	185	Jr.	TR	Davidson, N.C./UW-Milwaukee
22	Jack Konstanzer	G	5-11	165	Fr.	HS	Kill Devil Hills, N.C./First Flight
32	Jordy Kuiper	F	6-9	250	Jr.	2L	Groningen, Netherlands/Canaries Basketball
2	Malik Massey	G	6-3	195	Fr.	HS	Charlotte, N.C./New Hampton Prep
3	Jelani Mofford	F	6-5	187	So.	1L	Mississauga, Ontario/Athlete Institute
4	Taqqi Muhammad	G	6-4	200	Fr.	RS	Richmond, Va./John Marshall
1	Marvin Smith Jr.	F	6-6	205	Jr.	2L	Richmond, Va./Fork Union Military Academy
0	Kylia Sykes	G/F	6-5	195	Fr.	HS	Washington, D.C./St. John's College
11	Demetrius Troy	G	6-0	187	So.	1L	Raleigh, N.C./Word of God
33	RJ White	C	6-8	255	R-Sr.	3L	Frisco, Texas/Friscon.

Head Coach: Wes Miller, sixth season (North Carolina, 2007)

Associate Head Coach: Mike Roberts, fifth season (Indiana, 2005)

Assistant Coach: Chris Parsons, second season (Hofstra, 1996)

Assistant Coach: Andre Morgan, first season (North Georgia, 2010)

Director of Basketball Operations: Chris LePore (Belmont, 2014)

Graduate Manager: Tim Peete (Tulsa, 2014)

Graduate Manager: Tom Tankelewicz (Western Carolina, 2014)



2016-17 UNCG MEN'S BASKETBALL



2016-17 MISCELLANEOUS STATISTICS

2016-17 Game-By-Game Starting Lineups

11/11	Virginia	Baldwin	Alonso	Smith	Kuiper	White
11/14	Presbyterian	Baldwin	Alonso	Smith	Kuiper	White
11/18	at High Point	Baldwin	Alonso	Smith	Kuiper	White
11/19	vs. North Dakota St.	Baldwin	Alonso	Smith	Kuiper	White
11/20	vs. Navy	Baldwin	Alonso	Smith	Kuiper	White
11/25	Belmont Abbey	Baldwin	Alonso	Smith	Kuiper	White
11/29	N.C. A&T	Baldwin	Alonso	Smith	Kuiper	White
12/3	Liberty	Baldwin	Troy	Smith	Kuiper	White
12/5	Mars Hill	Baldwin	Alonso	Smith	Kuiper	White
12/9	Wake Forest	Baldwin	Alonso	Smith	Kuiper	White
12/14	Southern Wesleyan	Baldwin	Alonso	Smith	Kuiper	White
12/19	at UNC Asheville	Baldwin	Alonso	Smith	Kuiper	White
12/22	at Georgetown	Baldwin	Alonso	Smith	Kuiper	White
12/28	at The Citadel	Baldwin	Alonso	Smith	Kuiper	White
12/31	Samford	Baldwin	Alonso	Smith	Kuiper	White
1/2	Chattanooga	Baldwin	Alonso	Smith	Kuiper	White
1/7	Western Carolina	Baldwin	Alonso	Smith	Kuiper	White
1/12	at ETSU	Baldwin	Alonso	Smith	Kuiper	White
1/14	at VMI	Baldwin	Alonso	Troy	Kuiper	White
1/19	Mercer	Baldwin	Alonso	Smith	Kuiper	White
1/21	The Citadel	Baldwin	Alonso	Smith	Kuiper	White
1/25	at Wofford	Baldwin	Alonso	Smith	Kuiper	White
1/28	Furman	Baldwin	Alonso	Smith	Kuiper	White
2/2	at Chattanooga	Baldwin	Alonso	Smith	Kuiper	White
2/4	at Samford	Baldwin	Alonso	Smith	Dickey	White
2/11	at Western Carolina	Baldwin	Alonso	Smith	Dickey	White
2/15	Wofford	Baldwin	Alonso	Smith	Dickey	White
2/18	at Furman					
2/22	at Mercer					
2/25	VMI					
2/27	ETSU					

Double-Figure Scoring Games

	2016-17	Career
R.J. White	15	65
Diante Baldwin	19	50
Francis Alonso	18	40
Marvin Smith	12	34
Demetrius Troy	8	13
Jordy Kuiper	7	9
James Dickey	5	5
Malik Massey	1	1
Kyrin Galloway	1	1

20 Points or More Scoring Games

	2016-17	Career
Francis Alonso	6	12
R.J. White	4	11
Diante Baldwin	5	7
Marvin Smith	1	3
Demetrius Troy	1	1

Double-Double Games

	2016-17	Career
R.J. White	2	11
Marvin Smith	1	4
James Dickey	2	2
Jordy Kuiper	1	2

Games Led UNCG In Scoring

	2016-17	Career
Francis Alonso	10	21
R.J. White	5	21
Diante Baldwin	6	13
Marvin Smith	5	9
Demetrius Troy	2	2
James Dickey	1	1

Games Led UNCG In Rebounding

	2016-17	Career
R.J. White	8	48
Marvin Smith	4	13
Diante Baldwin	2	11
James Dickey	9	9
Jordy Kuiper	6	7
Lloyd Burgess	0	2
Kyrin Galloway	1	1
Demetrius Troy	1	1

2016-17 MISCELLANEOUS STATISTICS

Largest Lead:

.....58 vs. Mars Hill (12/5/16)

Largest Deficit:

.....40 at Chattanooga (2/2/17)

Largest Margin of Victory

.....52 vs. Mars Hill (12/5/16)

Largest Margin of Defeat

.....25 vs. #7 Virginia (11/11/16)

Largest Halftime Lead:

.....33 vs. Mars Hill (12/5/16)

Largest Halftime Deficit:

.....25 vs. #7 Virginia (11/11/16)

Largest Halftime Deficit In Win:

.....6 vs. Chattanooga (1/2/17)

Largest Lead In Loss:

.....5 vs. Furman (1/28/17)

Largest Deficit In Win:

.....14 at Western Carolina (2/11/17)

Most Points Scored In A Half:

.....58 vs. Mars Hill (12/5/16)

Most Points Allowed In A Half:

.....42 vs #7 Viginia (11/11/16)

Most Points Scored In A Game:

.....108 vs. Mars Hill (12/5/16)

Most Points Allowed In A Game:

.....93 at Wofford (1/25/17)


Home Games	11-4
At Coliseum	10-4
At Fleming Gym	1-0
Away Games	6-4
Neutral Games	2-0
Conference Games	10-4
Non-Conference Games	9-4
Overtime Games	0-0
Games versus ranked opponents	0-1
Games decided by 5 points or less	4-1
Games decided by 6-10 points	6-2
Games decided by 11 or more points	9-5
When ahead at the half	17-0
When trailing at the half	1-8
When tied at the half	1-0
When outrebounding opponent	12-3
When outrebounded or tied	6-5
When scoring 90+ points	5-0
When scoring 80-89 points	4-0
When scoring 70-79 points	7-3
When scoring under 70 points	3-5
When opponent scores under 70	13-1
When opponent scores 70-79	4-5
When opponent scores 80-89	2-0
When opponent scores 90+	0-2

When shooting 45% or better	12-2
When shooting under 45%	7-6
When holding opponents under 45%	15-0

When opponent shoots over 45%	4-8
When shooting 70% or better from FT	9-7
When shooting under 70% from FT	10-1
When shooting 35% or better from 3	13-2
When shooting under 35% from 3	6-6
When opponent shoots 35%+ from 3	5-7
When opponent shoots >35% from 3	13-1
When hitting seven or more 3's	18-4
When hitting less than seven 3's	1-4
When opponent hits 7< 3's	9-8
When opponent hits >7 3's	10-0
When committing 15 or more to's	6-6
When committing less than 15 to's	13-2
When forcing 15 or more to's	8-2
When failing to force 15 turnovers	10-6
When handing out 15+ assists	11-0
When handing out >15 assists	8-8
When recording 6+ steals	15-5
When recording fewer than 6 steals	4-3
When UNCG bench outscores opp.	9-2
When UNCG bench is outscored or tied	10-6
When Alonso leads UNCG in scoring	8-2
When Smith leads UNCG in scoring	4-0
When Baldwin leads UNCG in scoring	5-1
When Troy leads UNCG in scoring	2-0
When White leads UNCG in scoring	0-5
When Dickey leads UNCG in scoring	1-1



2016-17 UNCG MEN'S BASKETBALL



Marvin Smith's Notebook

Posted a double-double with 14 points and 11 rebounds against Presbyterian ... Scored 12 points and grabbed seven rebounds against North Dakota State ... Scored 11 points and dished out three assists in 14 minutes against Belmont Abbey ... Scored a team-high 17 points and grabbed six rebounds against Liberty ... Tallied a career-high 23 points against Mars Hill in 20 minutes, including 21 points in the first half as he was 9-of-10 from the field and 5-of-6 from 3-point land ... Scored 15 points in 17 minutes against Southern Wesleyan ... Scored a team-high 16 points in 23 minutes at UNC Asheville, hitting 6-of-9 from the field ... Scored 17 points and grabbed eight rebounds at The Citadel ... Scored 10 points and grabbed five rebounds at ETSU ... Missed the VMI game due to an ankle injury ... Scored 10 points and grabbed nine rebounds against The Citadel ... Scored 12 points and grabbed six rebounds at Western Carolina, hitting 4-of-5 from 3-point land in the first half.

#1

MARVIN SMITH

JUNIOR

SEASON HIGHS

Points 23 vs. Mars Hill (12/5/16)
Rebounds .. 11 vs. Presbyterian (11/14/16)
Assists 3, two times
Steals 3, two times
Blocks 3 vs. S. Wesleyan (12/14/16)
FG Made 9 vs. Mars Hill (12/5/16)
FG Att 14 vs. Presbyterian (11/14/16)
3FG Made 5 vs. Mars Hill (12/5/16)
3FG Att. 8 at High Point (11/18/16)
FT Made 6 vs. Liberty (12/3/16)
FT Att. 9 at The Citadel (12/28/16)

CAREER HIGHS

Points 23 vs. Mars Hill (12/5/16)
Rebounds 16 vs. The Citadel (2/25/16)
Assists 3, three times
Steals 3, five times
Blocks 3 vs. S. Wesleyan (12/14/16)
FG Made 9 vs. Mars Hill (12/5/16)
FG Att 17 at WCU (1/11/16)
3FG Made 5 vs. Mars Hill (12/5/16)
3FG Att. 9 vs. Navy (11/27/15)
FT Made 9 vs. Greensboro (11/14/15)
FT Att. 11 vs. Greensboro (11/14/15)

Opponent	Date	gs	min	Total		3-Pointers		Free throws		Rebounds				pf	a	t/o	blk	stl	pts	avg	
				fg-fga	pct	3fg-fga	pct	ft-fa	pct	off	def	tot	avg								
VIRGINIA	11/11/16	*	30	4-8	.500	2-6	.333	0-0	.000	1	3	4	4.0	3	1	2	0	0	10	10.0	
PRESBYTERIAN	11/14/16	*	23	5-14	.357	2-7	.286	2-2	1.000	5	6	11	7.5	2	0	3	0	2	14	12.0	
at High Point	11/18/16	*	27	3-10	.300	2-8	.250	0-0	.000	3	2	5	6.7	4	2	1	0	1	8	10.7	
vs North Dakota State	11/19/16	*	28	4-8	.500	2-4	.500	2-2	1.000	5	2	7	6.8	1	0	0	0	2	12	11.0	
vs Navy	11/20/16	*	26	3-8	.375	2-5	.400	0-0	.000	2	3	5	6.4	3	2	2	0	2	8	10.4	
BELMONT ABBEY	11/25/16	*	14	4-10	.400	2-7	.286	1-2	.500	1	2	3	5.8	2	3	0	1	1	11	10.5	
NORTH CAROLINA A&T	11/29/16	*	16	0-8	.000	0-6	.000	0-0	.000	0	2	2	5.3	3	1	0	2	1	0	9.0	
LIBERTY	12/03/16	*	32	5-10	.500	1-4	.250	6-7	.857	1	5	6	5.4	2	0	0	0	1	17	10.0	
MARS HILL	12/05/16	*	20	9-10	.900	5-6	.833	0-0	.000	1	1	2	5.0	3	0	2	0	3	23	11.4	
WAKE FOREST	12/09/16	*	23	2-8	.250	1-4	.250	2-2	1.000	2	4	6	5.1	3	0	0	1	3	7	11.0	
SOUTHERN WESLEYAN	12/14/16	*	17	6-10	.600	2-6	.333	1-2	.500	0	2	2	4.8	0	3	0	3	1	15	11.4	
at AVL	12/19/16	*	23	6-9	.667	3-5	.600	1-2	.500	0	4	4	4.8	4	1	3	1	2	16	11.8	
at Georgetown	12/22/16	*	21	0-5	.000	0-3	.000	1-2	.500	2	1	3	4.6	5	0	0	0	0	1	10.9	
at The Citadel	12/28/16	*	32	5-8	.625	2-4	.500	5-9	.556	1	7	8	4.9	3	2	4	0	0	17	11.4	
SAMFORD	12/31/16	*	26	2-9	.222	1-5	.200	2-2	1.000	2	4	6	4.9	5	0	2	1	0	7	11.1	
CHATTANOOGA	01/02/17	*	32	2-7	.286	2-4	.500	2-2	1.000	4	2	6	5.0	2	1	2	0	1	8	10.9	
WESTERN CAROLINA	01/07/17	*	28	1-8	.125	0-6	.000	2-2	1.000	0	1	1	4.8	2	2	2	2	0	4	10.5	
at ETSU	01/12/17	*	31	2-5	.400	2-2	1.000	4-4	1.000	0	5	5	4.8	3	1	3	2	0	10	10.4	
at VMI	01/14/17	dnp																			
MERCER	01/19/17	*	31	2-10	.200	2-6	.333	0-1	.000	2	2	4	4.7	3	2	1	2	1	6	10.2	
THE CITADEL	01/21/17	*	32	3-8	.375	1-6	.167	3-3	1.000	2	7	9	5.0	2	1	3	0	1	10	10.2	
at Wofford	01/25/17	*	28	1-5	.200	1-5	.200	0-0	.000	0	2	2	4.8	4	1	2	0	1	3	9.9	
FURMAN	01/28/17	*	15	1-4	.250	1-3	.333	2-2	1.000	1	0	1	4.6	5	0	2	1	0	5	9.6	
at Chattanooga	02/02/17	*	25	4-8	.500	0-2	.000	0-1	.000	2	1	3	4.6	2	1	3	1	0	8	9.6	
at Samford	02/04/17	*	23	2-6	.333	1-3	.333	2-2	1.000	2	1	3	4.5	4	0	1	2	1	7	9.5	
at Western Carolina	02/11/17	*	32	4-8	.500	4-5	.800	0-0	.000	0	6	6	4.6	2	0	3	1	0	12	9.6	
WOFFORD	02/15/17	*	18	0-3	.000	0-3	.000	0-0	.000	0	2	2	4.5	5	0	0	0	1	0	9.2	
Totals			26	653	80-207	.386	41-125	.328	38-49	.776	39	77	116	4.5	77	25	39	19	25	239	9.2

Games played: 26
 Minutes/game: 25.1
 Points/game: 9.2
 FG Pct: 38.6
 3FG Pct: 32.8
 FT Pct: 77.6

Rebounds/game: 4.5
 Assists/game: 1.0
 Turnovers/game: 1.5
 Assist/turnover ratio: 0.6
 Steals/game: 1.0
 Blocks/game: 0.7

MARVIN SMITH'S CAREER STATISTICS

Season	gp-gs	min/avg	Total		3-Point		F-Throws		Rebounds				Scoring							
			fg-fga	pct	fg-fga	pct	ft-fa	pct	off	def	tot	avg	pf	fo	ast	to	blk	stl	pts	avg
2014-15	21-10	379/18.0	34-117	.291	15-45	.333	15-26	.577	26	33	59	2.8	54	4	9	15	4	8	98	4.7
2015-16	34-33	908/26.7	108-300	.360	55-171	.322	47-70	.671	40	147	187	5.5	106	2	20	39	15	41	318	9.4
2016-17	26-26	653/25.1	80-207	.386	41-125	.328	38-49	.776	39	77	116	4.5	77	4	25	39	19	25	239	9.2
TOTAL	81-69	1940/24.0	222-624	.356	111-341	.326	100-145	.690	105	257	362	4.5	237	10	54	93	38	74	655	8.1



2016-17 UNCG MEN'S BASKETBALL



Malik Massey's Notebook

Scored seven points on 3-of-3 shooting against Navy ... Notched five points against Liberty ... Scored a career-high 11 points against Mars Hill on 4-of-5 shooting from the field, including a pair of 3-pointers ... Added eight points against Southern Wesleyan, hitting 3-of-4 from the field including both 3-pointers ... Scored seven points, dished out three assists and grabbed three rebounds against Wofford.

#2

MALIK MASSEY

FRESHMAN

SEASON HIGHS

Points 11 vs. Mars Hill (12/5/16)
Rebounds 3, five times
Assists 3, five times
Steals 2, three times
Blocks n/a
FG Made 4 vs. Mars Hill (12/5/16)
FG Att 7, two times
3FG Made 2, six times
3FG Att 5 vs. N.C. A&T (11/29/16)
FT Made 4 vs. Samford (12/31/16)
FT Att 4, two times

CAREER HIGHS

Points 11 vs. Mars Hill (12/5/16)
Rebounds 3, five times
Assists 3, five times
Steals 2, three times
Blocks n/a
FG Made 4 vs. Mars Hill (12/5/16)
FG Att 7, two times
3FG Made 2, six times
3FG Att 5 vs. N.C. A&T (11/29/16)
FT Made 4 vs. Samford (12/31/16)
FT Att 4, two times

Opponent	Date	gs	min	Total		3-Pointers		Free throws		Rebounds				pf	a	t/o	blk	stl	pts	avg
				fg-fga	pct	3fg-fga	pct	ft-fa	pct	off	def	tot	avg							
VIRGINIA	11/11/16	23	2-6	.333	0-3	.000	2-4	.500	0	1	1	1.0	2	1	0	0	0	6	6.0	
PRESBYTERIAN	11/14/16	19	2-5	.400	2-3	.667	0-0	.000	0	1	1	1.0	0	0	1	0	1	6	6.0	
at High Point	11/18/16	13	0-1	.000	0-0	.000	0-0	.000	0	1	1	1.0	0	1	1	0	1	0	4.0	
vs North Dakota State	11/19/16	10	1-2	.500	1-2	.500	0-0	.000	0	0	0	0.8	0	0	0	0	0	3	3.8	
vs Navy	11/20/16	14	3-3	1.000	1-1	1.000	0-0	.000	0	2	2	1.0	2	1	1	0	0	7	4.4	
BELMONT ABBEY	11/25/16	28	2-7	.286	0-3	.000	0-0	.000	1	0	1	1.0	2	2	2	0	1	4	4.3	
NORTH CAROLINA A&T	11/29/16	17	2-7	.286	2-5	.400	0-0	.000	0	0	0	0.9	1	0	1	0	1	6	4.6	
LIBERTY	12/03/16	15	2-3	.667	1-2	.500	0-0	.000	0	2	2	1.0	0	1	0	0	0	5	4.6	
MARS HILL	12/05/16	24	4-5	.800	2-3	.667	1-3	.333	0	3	3	1.2	1	3	1	0	2	11	5.3	
WAKE FOREST	12/09/16	13	1-3	.333	1-1	1.000	0-0	.000	0	1	1	1.2	1	3	2	0	0	3	5.1	
SOUTHERN WESLEYAN	12/14/16	21	3-4	.750	2-2	1.000	0-0	.000	0	1	1	1.2	0	2	0	0	0	8	5.4	
at AVL	12/19/16	14	0-1	.000	0-0	.000	0-0	.000	0	0	0	1.1	0	1	0	0	0	0	4.9	
at Georgetown	12/22/16	14	2-3	.667	1-1	1.000	0-0	.000	0	0	0	1.0	1	0	1	0	2	5	4.9	
at The Citadel	12/28/16	23	0-4	.000	0-0	.000	1-3	.333	0	3	3	1.1	1	3	2	0	2	1	4.6	
SAMFORD	12/31/16	18	0-2	.000	0-1	.000	4-4	1.000	0	0	0	1.1	2	2	2	0	1	4	4.6	
CHATTANOOGA	01/02/17	12	0-1	.000	0-0	.000	0-0	.000	0	0	0	1.0	2	1	1	0	0	0	4.3	
WESTERN CAROLINA	01/07/17	16	3-3	1.000	2-2	1.000	1-1	1.000	1	2	3	1.1	2	1	0	0	1	9	4.6	
at ETSU	01/12/17	14	1-2	.500	1-1	1.000	0-0	.000	0	1	1	1.1	1	1	2	0	0	3	4.5	
at VMI	01/14/17	23	1-5	.200	1-3	.333	0-0	.000	0	0	0	1.1	1	1	0	0	1	3	4.4	
MERCER	01/19/17	16	0-2	.000	0-1	.000	0-0	.000	0	0	0	1.0	3	0	0	0	0	0	4.2	
THE CITADEL	01/21/17	18	0-5	.000	0-3	.000	1-2	.500	0	3	3	1.1	0	1	0	0	0	1	4.0	
at Wofford	01/25/17	8	1-3	.333	1-2	.500	0-0	.000	0	0	0	1.0	1	0	0	0	0	3	4.0	
FURMAN	01/28/17	21	1-2	.500	1-1	1.000	0-0	.000	0	0	0	1.0	1	1	1	0	0	3	4.0	
at Chattanooga	02/02/17	21	2-4	.500	2-2	1.000	0-0	.000	0	0	0	1.0	0	0	0	0	1	6	4.0	
at Samford	02/04/17	12	1-3	.333	0-2	.000	0-0	.000	0	0	0	0.9	3	1	0	0	0	2	4.0	
at Western Carolina	02/11/17	12	0-1	.000	0-1	.000	0-0	.000	0	0	0	0.9	0	0	1	0	1	0	3.8	
WOFFORD	02/15/17	21	3-4	.750	1-2	.500	0-0	.000	0	3	3	1.0	1	3	0	0	1	7	3.9	
Totals		0	460	37-91	.407	22-47	.468	10-17	.588	2	24	26	1.0	28	30	19	0	16	106	3.9

Games played: 27
 Minutes/game: 17.0
 Points/game: 3.9
 FG Pct: 40.7
 3FG Pct: 46.8
 FT Pct: 58.8

Rebounds/game: 1.0
 Assists/game: 1.1
 Turnovers/game: 0.7
 Assist/turnover ratio: 1.6
 Steals/game: 0.6

MALIK MASSEY'S CAREER STATISTICS

Season	gp-gs	min/avg	Total		3-Point		F-Throws		Rebounds				Scoring							
			fg-fga	pct	fg-fga	pct	ft-fa	pct	off	def	tot	avg	pf	fo	ast	to	blk	stl	pts	avg
2016-17	27-0	460/17.0	37-91	.407	22-47	.468	10-17	.588	2	24	26	1.0	28	0	30	19	0	16	106	3.9
TOTAL	27-0	460/17.0	37-91	.407	22-47	.468	10-17	.588	2	24	26	1.0	28	0	30	19	0	16	106	3.9



2016-17 UNCG MEN'S BASKETBALL



Jelani Mofford's Notebook

Scored three points against Mars Hill, hitting his first career 3-pointer ... Scored five points in seven minutes against Southern Wesleyan.

#3

JELANI MOFFORD

SOPHOMORE

SEASON HIGHS

Points 5 vs. S. Wesleyan (12/14/16)
 Rebounds n/a
 Assists 1 vs. Mars Hill (12/5/16)
 Steals 1 vs. Mars Hill (12/5/16)
 Blocks n/a
 FG Made 2 vs. S. Wesleyan (12/14/16)
 FG Att 4 vs. Mars Hill (12/5/16)
 3FG Made 1, two times
 3FG Att 3 vs. Mars Hill (12/5/16)
 FT Made n/a
 FT Att n/a

CAREER HIGHS

Points 5 vs. S. Wesleyan (12/14/16)
 Rebounds 1 vs. Belmont Abbey (12/12/15)
 Assists 1, two times
 Steals 1, two times
 Blocks n/a
 FG Made 2 vs. S. Wesleyan (12/14/16)
 FG Att 4 vs. Mars Hill (12/5/16)
 3FG Made 1, two times
 3FG Att 3 vs. Mars Hill (12/5/16)
 FT Made n/a
 FT Att n/a

Opponent	Date	gs	min	Total		3-Pointers		Free throws		Rebounds				pf	a	t/o	blk	stl	pts	avg
				fg-fga	pct	3fg-fga	pct	ft-fa	pct	off	def	tot	avg							
VIRGINIA	11/11/16	2		0-0	.000	0-0	.000	0-0	.000	0	0	0	0.0	0	0	0	0	0	0	0.0
PRESBYTERIAN	11/14/16	1		0-0	.000	0-0	.000	0-0	.000	0	0	0	0.0	0	0	0	0	0	0	0.0
at High Point	11/18/16	dnp		-	-	-	-	-	-	-	-	-	-	-	-	-	-	-	-	-
vs North Dakota State	11/19/16	dnp		-	-	-	-	-	-	-	-	-	-	-	-	-	-	-	-	-
vs Navy	11/20/16	dnp		-	-	-	-	-	-	-	-	-	-	-	-	-	-	-	-	-
BELMONT ABBEY	11/25/16	dnp		-	-	-	-	-	-	-	-	-	-	-	-	-	-	-	-	-
NORTH CAROLINA A&T	11/29/16	dnp		-	-	-	-	-	-	-	-	-	-	-	-	-	-	-	-	-
LIBERTY	12/03/16	dnp		-	-	-	-	-	-	-	-	-	-	-	-	-	-	-	-	-
MARS HILL	12/05/16	7	1-4	.250	1-3	.333	0-0	.000	0	0	0	0.0	2	1	1	0	1	3	1.0	
WAKE FOREST	12/09/16	dnp		-	-	-	-	-	-	-	-	-	-	-	-	-	-	-	-	-
SOUTHERN WESLEYAN	12/14/16	7	2-2	1.000	1-1	1.000	0-0	.000	0	0	0	0.0	1	0	0	0	0	5	2.0	
at AVL	12/19/16	dnp		-	-	-	-	-	-	-	-	-	-	-	-	-	-	-	-	-
at Georgetown	12/22/16	dnp		-	-	-	-	-	-	-	-	-	-	-	-	-	-	-	-	-
at The Citadel	12/28/16	dnp		-	-	-	-	-	-	-	-	-	-	-	-	-	-	-	-	-
SAMFORD	12/31/16	dnp		-	-	-	-	-	-	-	-	-	-	-	-	-	-	-	-	-
CHATTANOOGA	01/02/17	dnp		-	-	-	-	-	-	-	-	-	-	-	-	-	-	-	-	-
WESTERN CAROLINA	01/07/17	dnp		-	-	-	-	-	-	-	-	-	-	-	-	-	-	-	-	-
at ETSU	01/12/17	dnp		-	-	-	-	-	-	-	-	-	-	-	-	-	-	-	-	-
at VMI	01/14/17	dnp		-	-	-	-	-	-	-	-	-	-	-	-	-	-	-	-	-
MERCER	01/19/17	dnp		-	-	-	-	-	-	-	-	-	-	-	-	-	-	-	-	-
THE CITADEL	01/21/17	dnp		-	-	-	-	-	-	-	-	-	-	-	-	-	-	-	-	-
at Wofford	01/25/17	dnp		-	-	-	-	-	-	-	-	-	-	-	-	-	-	-	-	-
FURMAN	01/28/17	dnp		-	-	-	-	-	-	-	-	-	-	-	-	-	-	-	-	-
at Chattanooga	02/02/17	dnp		-	-	-	-	-	-	-	-	-	-	-	-	-	-	-	-	-
at Samford	02/04/17	dnp		-	-	-	-	-	-	-	-	-	-	-	-	-	-	-	-	-
at Western Carolina	02/11/17	dnp		-	-	-	-	-	-	-	-	-	-	-	-	-	-	-	-	-
WOFFORD	02/15/17	dnp		-	-	-	-	-	-	-	-	-	-	-	-	-	-	-	-	-
Totals		0	17	3-6	.500	2-4	.500	0-0	.000	0	0	0	0.0	3	1	1	0	1	8	2.0

Games played: 4
 Minutes/game: 4.3
 Points/game: 2.0
 FG Pct: 50.0
 3FG Pct: 50.0

Assists/game: 0.3
 Turnovers/game: 0.3
 Assist/turnover ratio: 1.0
 Steals/game: 0.3

JELANI MOFFORD'S CAREER STATISTICS

Season	gp-gs	min/avg	Total		3-Point		F-Throws		Rebounds				Scoring							
			fg-fga	pct	fg-fga	pct	ft-fa	pct	off	def	tot	avg	pf	fo	ast	to	blk	stl	pts	avg
2015-16	6-0	8/1.3	2-3	.667	0-0	.000	0-0	.000	0	1	1	0.2	1	0	1	0	0	1	4	0.7
2016-17	4-0	17/4.3	3-6	.500	2-4	.500	0-0	.000	0	0	0	0.0	3	0	1	1	0	1	8	2.0
TOTAL	10-0	25/2.5	5-9	.556	2-4	.500	0-0	.000	0	1	1	0.1	4	0	2	1	0	2	12	1.2



2016-17 UNCG MEN'S BASKETBALL



Taqqi Muhammad's Notebook

Scored his first career points against Belmont Abbey on an offensive rebound put-back ... Score five points in seven minutes against Mars Hill.

#4

TAQQI MUHAMMAD

R-FRESHMAN

SEASON HIGHS

Points 5 vs. Mars Hill (12/5/16)
Rebounds 2 vs. Belmont Abbey (11/25/16)
Assists1, two times
Steals1 vs. Belmont Abbey (11/25/16)
Blocks n/a
FG Made1, two times
FG Att2 vs. Belmont Abbey (11/25/16)
3FG Made n/a
3FG Att.1 vs. Belmont Abbey (11/25/16)
FT Made 3 vs. Mars Hill (12/5/16)
FT Att. 3 vs. Mars Hill (12/5/16)

CAREER HIGHS

Points 5 vs. Mars Hill (12/5/16)
Rebounds 2 vs. Belmont Abbey (11/25/16)
Assists1, two times
Steals1 vs. Belmont Abbey (11/25/16)
Blocks n/a
FG Made1, two times
FG Att2 vs. Belmont Abbey (11/25/16)
3FG Made n/a
3FG Att.1 vs. Belmont Abbey (11/25/16)
FT Made 3 vs. Mars Hill (12/5/16)
FT Att. 3 vs. Mars Hill (12/5/16)

Opponent	Date	gs	min	Total		3-Pointers		Free throws		Rebounds				pf	a	t/o	blk	stl	pts	avg	
				fg-fga	pct	3fg-fga	pct	ft-fa	pct	off	def	tot	avg								
VIRGINIA	11/11/16		6	0-0	.000	0-0	.000	0-0	.000	0	0	0	0.0	0	0	1	0	0	0	0.0	
PRESBYTERIAN	11/14/16		dnp	-	-	-	-	-	-	-	-	-	-	-	-	-	-	-	-	-	
at High Point	11/18/16		dnp	-	-	-	-	-	-	-	-	-	-	-	-	-	-	-	-	-	
vs North Dakota State	11/19/16		dnp	-	-	-	-	-	-	-	-	-	-	-	-	-	-	-	-	-	
vs Navy	11/20/16		2	0-0	.000	0-0	.000	0-0	.000	0	0	0	0.0	0	0	0	0	0	0	0.0	
BELMONT ABBEY	11/25/16		6	1-2	.500	0-1	.000	0-1	.000	1	1	2	0.7	0	1	0	0	1	2	0.7	
NORTH CAROLINA A&T	11/29/16		dnp	-	-	-	-	-	-	-	-	-	-	-	-	-	-	-	-	-	
LIBERTY	12/03/16		dnp	-	-	-	-	-	-	-	-	-	-	-	-	-	-	-	-	-	
MARS HILL	12/05/16		7	1-1	1.000	0-0	.000	3-3	1.000	0	1	1	0.8	1	1	2	0	0	5	1.8	
WAKE FOREST	12/09/16		dnp	-	-	-	-	-	-	-	-	-	-	-	-	-	-	-	-	-	
SOUTHERN WESLEYAN	12/14/16		dnp	-	-	-	-	-	-	-	-	-	-	-	-	-	-	-	-	-	
at AVL	12/19/16		dnp	-	-	-	-	-	-	-	-	-	-	-	-	-	-	-	-	-	
at Georgetown	12/22/16		dnp	-	-	-	-	-	-	-	-	-	-	-	-	-	-	-	-	-	
at The Citadel	12/28/16		dnp	-	-	-	-	-	-	-	-	-	-	-	-	-	-	-	-	-	
SAMFORD	12/31/16		dnp	-	-	-	-	-	-	-	-	-	-	-	-	-	-	-	-	-	
CHATTANOOGA	01/02/17		dnp	-	-	-	-	-	-	-	-	-	-	-	-	-	-	-	-	-	
WESTERN CAROLINA	01/07/17		dnp	-	-	-	-	-	-	-	-	-	-	-	-	-	-	-	-	-	
at ETSU	01/12/17		dnp	-	-	-	-	-	-	-	-	-	-	-	-	-	-	-	-	-	
at VMI	01/14/17		dnp	-	-	-	-	-	-	-	-	-	-	-	-	-	-	-	-	-	
MERCER	01/19/17		dnp	-	-	-	-	-	-	-	-	-	-	-	-	-	-	-	-	-	
THE CITADEL	01/21/17		dnp	-	-	-	-	-	-	-	-	-	-	-	-	-	-	-	-	-	
at Wofford	01/25/17		dnp	-	-	-	-	-	-	-	-	-	-	-	-	-	-	-	-	-	
FURMAN	01/28/17		dnp	-	-	-	-	-	-	-	-	-	-	-	-	-	-	-	-	-	
at Chattanooga	02/02/17		dnp	-	-	-	-	-	-	-	-	-	-	-	-	-	-	-	-	-	
at Samford	02/04/17		dnp	-	-	-	-	-	-	-	-	-	-	-	-	-	-	-	-	-	
at Western Carolina	02/11/17		dnp	-	-	-	-	-	-	-	-	-	-	-	-	-	-	-	-	-	
WOFFORD	02/15/17		dnp	-	-	-	-	-	-	-	-	-	-	-	-	-	-	-	-	-	
Totals			0	21	2-3	.667	0-1	.000	3-4	.750	1	2	3	0.8	1	2	3	0	1	7	1.8

Games played: 4
 Minutes/game: 5.3
 Points/game: 1.8
 FG Pct: 66.7
 3FG Pct: 0.0
 FT Pct: 75.0

Rebounds/game: 0.8
 Assists/game: 0.5
 Turnovers/game: 0.8
 Assist/turnover ratio: 0.7
 Steals/game: 0.3

TAQQI MUHAMMAD'S CAREER STATISTICS

Season	gp-gs	min/avg	Total		3-Point		F-Throws		Rebounds				Scoring								
			fg-fga	pct	fg-fga	pct	ft-fa	pct	off	def	tot	avg	pf	fo	ast	to	blk	stl	pts	avg	
2015-16	3-0	5/1.7	0-2	.000	0-1	.000	0-0	.000	0	1	1	0.3	2	0	0	0	0	0	0	0	0.0
2016-17	4-0	21/5.3	2-3	.667	0-1	.000	3-4	.750	1	2	3	0.8	1	0	2	3	0	1	7	1.8	
TOTAL	7-0	26/3.7	2-5	.400	0-2	.000	3-4	.750	1	3	4	0.6	3	0	2	3	0	1	7	1.0	



2016-17 UNCG MEN'S BASKETBALL



Francis Alonso's Notebook

Scored a team-high 14 points against No. 7 Virginia ... Scored a team-high 16 point against North Dakota State, hitting 4-of-9 from 3-point land ... Posted a team-high 17 points against Belmont Abbey in 20 minutes, hitting 5-of-7 from 3-point land ... Scored a team-high 21 points and dished out seven rebounds against N.C. A&T, hitting 5-of-8 from 3-point land ... Came off the bench for the first time in the season against Liberty and scored 15 points, including 10-of-10 from the free throw line ... Hit 5-of-7 from 3-point land against UNC Asheville to finish with 15 points ... Scored a career-high 26 points in the Spartans' victory over Chattanooga, scoring 20 in the second half ... Scored 21 points in 22 minutes against Western Carolina, hitting 8-of-11 from the field ... Scored 24 points at ETSU, hitting 7-of-10 from the field and 7-of-8 from the free throw line ... Led the Spartans with 26 against Mercer, hitting 7-of-9 from the field and 8-of-9 from the free throw line ... Scored 16 points and dished out six assists at Samford ... Scored 24 points, 19 in the second half, at Western Carolina, hitting 5-of-9 from 3-point land.

#10

FRANCIS ALONSO

SOPHOMORE

SEASON HIGHS

Points26, two times
Rebounds 6 at Chattanooga (2/2/17)
Assists 7 vs. N.C. A&T (11/29/16)
Steals3 at Samford (2/4/17)
Blocks1, two times
FG Made 8, three times
FG Att14, three times
3FG Made 5, five times
3FG Att13 at Samford (2/4/17)
FT Made10 vs. Liberty (12/3/16)
FT Att10 vs. Liberty (12/3/16)

CAREER HIGHS

Points26, two times
Rebounds5, two times
Assists7 vs. VMI (1/17/16)
Steals3, two times
Blocks1, seven times
FG Made9 vs. VMI (1/17/16)
FG Att17 at N.C. A&T (12/2/15)
3FG Made7 at N.C. A&T (12/2/15)
3FG Att13, two times
FT Made10, two times
FT Att12 vs. ETSU (2/6/16)

Opponent	Date	gs	min	Total		3-Pointers		Free throws		Rebounds				pf	a	t/o	blk	stl	pts	avg	
				fg-fga	pct	3fg-fga	pct	ft-fa	pct	off	def	tot	avg								
VIRGINIA	11/11/16	*	32	3-10	.300	2-4	.500	6-6	1.000	0	0	0	0.0	2	0	3	0	2	14	14.0	
PRESBYTERIAN	11/14/16	*	27	2-7	.286	1-6	.167	0-0	.000	0	3	3	1.5	1	3	2	0	1	5	9.5	
at High Point	11/18/16	*	31	4-13	.308	2-8	.250	1-2	.500	0	0	0	1.0	3	1	4	0	1	11	10.0	
vs North Dakota State	11/19/16	*	35	6-14	.429	4-9	.444	0-0	.000	0	2	2	1.3	2	1	1	0	1	16	11.5	
vs Navy	11/20/16	*	24	1-6	.167	1-5	.200	0-0	.000	0	0	0	1.0	5	2	1	0	0	3	9.8	
BELMONT ABBEY	11/25/16	*	20	5-7	.714	5-7	.714	2-3	.667	0	0	0	0.8	1	3	1	0	2	17	11.0	
NORTH CAROLINA A&T	11/29/16	*	30	8-12	.667	5-8	.625	0-0	.000	0	2	2	1.0	2	7	0	1	1	21	12.4	
LIBERTY	12/03/16		25	2-8	.250	1-4	.250	10-10	1.000	0	2	2	1.1	3	0	2	0	1	15	12.8	
MARS HILL	12/05/16	*	12	4-6	.667	4-6	.667	4-4	1.000	0	1	1	1.1	4	1	0	0	0	16	13.1	
WAKE FOREST	12/09/16	*	30	2-8	.250	2-7	.286	3-3	1.000	1	1	2	1.2	4	2	6	0	0	9	12.7	
SOUTHERN WESLEYAN	12/14/16	*	21	3-4	.750	3-4	.750	0-0	.000	1	2	3	1.4	1	2	1	0	1	9	12.4	
at AVL	12/19/16	*	31	5-9	.556	5-7	.714	0-1	.000	0	2	2	1.4	3	3	3	0	1	15	12.6	
at Georgetown	12/22/16	*	29	3-11	.273	0-5	.000	0-0	.000	1	2	3	1.5	2	2	2	0	0	6	12.1	
at The Citadel	12/28/16	*	23	4-7	.571	3-4	.750	0-1	.000	0	1	1	1.5	2	1	2	0	0	11	12.0	
SAMFORD	12/31/16	*	28	4-11	.364	3-9	.333	2-2	1.000	0	2	2	1.5	3	0	1	0	1	13	12.1	
CHATTANOOGA	01/02/17	*	30	8-14	.571	3-7	.429	7-7	1.000	0	4	4	1.7	0	1	2	0	1	26	12.9	
WESTERN CAROLINA	01/07/17	*	22	8-11	.727	4-7	.571	1-1	1.000	0	1	1	1.6	0	0	2	1	1	21	13.4	
at ETSU	01/12/17	*	32	7-10	.700	3-5	.600	7-8	.875	0	2	2	1.7	2	1	2	0	1	24	14.0	
at VMI	01/14/17	*	32	4-11	.364	3-7	.429	3-3	1.000	0	4	4	1.8	3	2	3	0	0	14	14.0	
MERCER	01/19/17	*	38	7-9	.778	4-6	.667	8-9	.889	0	4	4	1.9	3	1	1	0	0	26	14.6	
THE CITADEL	01/21/17	*	21	1-7	.143	1-5	.200	2-2	1.000	2	2	4	2.0	4	2	3	0	0	5	14.1	
at Wofford	01/25/17	*	31	3-6	.500	1-2	.500	7-8	.875	0	0	0	1.9	4	2	2	0	0	14	14.1	
FURMAN	01/28/17	*	28	3-9	.333	2-4	.500	1-1	1.000	0	1	1	1.9	2	1	2	0	0	9	13.9	
at Chattanooga	02/02/17	*	25	2-6	.333	1-2	.500	2-3	.667	0	0	0	1.8	3	2	1	0	1	7	13.6	
at Samford	02/04/17	*	39	5-14	.357	5-13	.385	1-2	.500	1	5	6	2.0	3	6	1	0	3	16	13.7	
at Western Carolina	02/11/17	*	32	7-13	.538	5-9	.556	5-5	1.000	1	0	1	1.9	2	2	1	0	2	24	14.1	
WOFFORD	02/15/17	*	30	1-5	.200	1-2	.500	2-2	1.000	0	0	0	1.9	3	4	2	0	0	5	13.8	
Totals			26	758	112-248	.452	74-162	.457	74-83	.892	7	43	50	1.9	67	52	51	2	21	372	13.8

Games played: 27
 Minutes/game: 28.1
 Points/game: 13.8
 FG Pct: 45.2
 3FG Pct: 45.7
 FT Pct: 89.2

Rebounds/game: 1.9
 Assists/game: 1.9
 Turnovers/game: 1.9
 Assist/turnover ratio: 1.0
 Steals/game: 0.8
 Blocks/game: 0.1

FRANCIS ALONSO'S CAREER STATISTICS

Season	gp-gs	min/avg	Total		3-Point		F-Throws		Rebounds				Scoring							
			fg-fga	pct	fg-fga	pct	ft-fa	pct	off	def	tot	avg	pf	fo	ast	to	blk	stl	pts	avg
2015-16	34-26	965/28.4	139-313	.444	85-215	.395	80-94	.851	8	52	60	1.8	67	3	61	66	5	18	443	13.0
2016-17	27-26	758/28.1	112-248	.452	74-162	.457	74-83	.892	7	43	50	1.9	67	1	52	51	2	21	372	13.8
TOTAL	61-52	1723/28.2	251-561	.447	159-377	.422	154-177	.870	15	95	110	1.8	134	4	113	117	7	39	815	13.4



2016-17 UNCG MEN'S BASKETBALL



Demetrius Troy's Notebook

Did not play against No. 7 Virginia ... Made his first appearance against Presbyterian, scoring eight points ... Scored a career-high 15 points off the bench against Navy, hitting 6-of-8 from the field, including 3-of-5 from distance ... Dished out a career-high eight assists against Belmont Abbey ... Scored 11 points off the bench against N.C. A&T ... Made his first career start against Liberty, scoring eight points, dishing out four assists and posting four steals ... Posted 12 points and five assists against Mars Hill .. Scored a career-high 18 points in 23 minutes off the bench at The Citadel, hitting 6-of-8 from the floor, including 4-of-5 from 3-point land ... Scored 11 points against Chattanooga, hitting 5-of-5 from the field ... Scored 20 points in his second career start at VMI, hitting 7-of-10 from the field and 3-of-3 from the free throw line ... Scored 13 points and handed out five assists against The Citadel ... Scored eight points in the first half at Western Carolina, hitting 3-of-4 from the field, including two 3-pointers.

#11

DEMETRIUS TROY

SOPHOMORE

SEASON HIGHS

Points 20 at VMI (1/14/17)
Rebounds 6 vs. Wake Forest (12/9/16)
Assists 8 vs. Belmont Abbey (11/25/16)
Steals 4, two times
Blocks n/a
FG Made 7 at VMI (1/14/17)
FG Att 12 at Georgetown (12/22/16)
3FG Made 4, two times
3FG Att 7, two times
FT Made 4 at Georgetown (12/22/16)
FT Att 4, two times

CAREER HIGHS

Points 20 at VMI (1/14/17)
Rebounds 6 vs. Wake Forest (12/9/16)
Assists 8 vs. Belmont Abbey (11/25/16)
Steals 5 vs. ETSU (2/6/16)
Blocks 1, two times
FG Made 7 at VMI (1/14/17)
FG Att 12 at Georgetown (12/22/16)
3FG Made 4, four times
3FG Att 7, two times
FT Made 4 at Georgetown (12/22/16)
FT Att 4, two times

Opponent	Date	gs	min	Total		3-Pointers		Free throws		Rebounds				pf	a	t/o	blk	stl	pts	avg
				fg-fga	pct	3fg-fga	pct	ft-fa	pct	off	def	tot	avg							
VIRGINIA	11/11/16		dnp																	
PRESBYTERIAN	11/14/16	18	3-10	.300	2-6	.333	0-0	.000	4	0	4	4	3	3	0	2	8	8.0		
at High Point	11/18/16	18	2-8	.250	2-4	.500	0-0	.000	1	0	1	2.5	1	1	1	0	6	7.0		
vs North Dakota State	11/19/16	21	1-5	.200	0-2	.000	0-0	.000	0	3	3	2.7	2	2	0	1	2	5.3		
vs Navy	11/20/16	25	6-8	.750	3-5	.600	0-0	.000	0	1	1	2.3	2	6	2	0	2	15	7.8	
BELMONT ABBEY	11/25/16	25	2-8	.250	2-6	.333	0-2	.000	0	2	2	2.2	1	8	2	0	3	6	7.4	
NORTH CAROLINA A&T	11/29/16	26	3-9	.333	3-7	.429	2-2	1.000	0	2	2	2.2	2	5	2	0	1	11	8.0	
LIBERTY	12/03/16	* 23	3-6	.500	2-5	.400	0-0	.000	0	0	0	1.9	1	4	1	0	4	8	8.0	
MARS HILL	12/05/16	24	4-9	.444	4-6	.667	0-0	.000	0	3	3	2.0	3	5	3	0	4	12	8.5	
WAKE FOREST	12/09/16	25	3-6	.500	1-3	.333	0-0	.000	2	4	6	2.4	1	3	1	0	0	7	8.3	
SOUTHERN WESLEYAN	12/14/16	25	4-10	.400	2-5	.400	0-0	.000	1	4	5	2.7	0	5	4	0	1	10	8.5	
at AVL	12/19/16	23	1-5	.200	0-1	.000	1-2	.500	0	2	2	2.6	2	5	1	0	1	3	8.0	
at Georgetown	12/22/16	27	2-12	.167	0-2	.000	4-4	1.000	2	1	3	2.7	1	3	3	0	0	8	8.0	
at The Citadel	12/28/16	23	6-8	.750	4-5	.800	2-2	1.000	0	4	4	2.8	5	6	1	0	0	18	8.8	
SAMFORD	12/31/16	22	3-9	.333	1-6	.167	0-0	.000	0	0	0	2.6	3	5	2	0	0	7	8.6	
CHATTANOOGA	01/02/17	23	5-5	1.000	1-1	1.000	0-0	.000	0	2	2	2.5	1	1	1	0	1	11	8.8	
WESTERN CAROLINA	01/07/17	20	1-2	.500	0-1	.000	2-2	1.000	1	0	1	2.4	1	3	2	0	1	4	8.5	
at ETSU	01/12/17	18	2-3	.667	0-0	.000	0-0	.000	0	1	1	2.4	1	1	3	0	1	4	8.2	
at VMI	01/14/17	* 27	7-10	.700	3-4	.750	3-3	1.000	0	2	2	2.3	0	5	3	0	2	20	8.9	
MERCER	01/19/17	15	1-2	.500	0-0	.000	0-0	.000	1	2	3	2.4	1	3	3	0	0	2	8.5	
THE CITADEL	01/21/17	28	4-9	.444	3-7	.429	2-3	.667	0	3	3	2.4	2	5	3	0	1	13	8.8	
at Wofford	01/25/17	23	0-2	.000	0-1	.000	2-2	1.000	0	5	5	2.5	1	2	3	0	0	2	8.4	
FURMAN	01/28/17	28	2-6	.333	1-4	.250	0-0	.000	0	2	2	2.5	0	2	3	0	2	5	8.3	
at Chattanooga	02/02/17	25	2-6	.333	0-3	.000	3-4	.750	0	1	1	2.4	0	6	3	0	2	7	8.2	
at Samford	02/04/17	13	0-3	.000	0-3	.000	1-3	.333	0	1	1	2.4	2	1	1	0	1	1	7.9	
at Western Carolina	02/11/17	18	3-5	.600	2-3	.667	0-0	.000	0	4	4	2.4	1	4	1	0	1	8	7.9	
WOFFORD	02/15/17	20	1-1	1.000	1-1	1.000	2-3	.667	0	3	3	2.5	2	3	1	0	0	5	7.8	
Totals		2	583	71-167	.425	37-91	.407	24-32	.750	12	52	64	2.5	39	97	53	0	31	203	7.8

Games played: 26
 Minutes/game: 22.4
 Points/game: 7.8
 FG Pct: 42.5
 3FG Pct: 40.7
 FT Pct: 75.0

Rebounds/game: 2.5
 Assists/game: 3.7
 Turnovers/game: 2.0
 Assist/turnover ratio: 1.8
 Steals/game: 1.2

DEMETRIUS TROY'S CAREER STATISTICS

Season	gp-gs	min/avg	Total		3-Point		F-Throws		Rebounds				Scoring							
			fg-fga	pct	fg-fga	pct	ft-fa	pct	off	def	tot	avg	pf	fo	ast	to	blk	stl	pts	avg
2015-16	27-0	525/19.4	57-152	.375	32-78	.410	17-23	.739	10	47	57	2.1	54	0	61	39	2	30	163	6.0
2016-17	26-2	583/22.4	71-167	.425	37-91	.407	24-32	.750	12	52	64	2.5	39	1	97	53	0	31	203	7.8
TOTAL	53-2	1108/20.9	128-319	.401	69-169	.408	41-55	.745	22	99	121	2.3	93	1	158	92	2	61	366	6.9



2016-17 UNCG MEN'S BASKETBALL



Justin Jordan's Notebook

Saw his first career action at Georgetown after sitting out the spring semester last year and the fall semester this season ... Scored his first career basket as a Spartan against Western Carolina ... Played a season-high 10 minutes at VMI ... Missed the game at Western Carolina and against Wofford due to a knee injury.

#13

JUSTIN JORDAN

JUNIOR

SEASON HIGHS

Points3 vs. Western Carolina (1/7/17)
Rebounds2, two times
Assists 1 at Chattanooga (2/2/17)
Steals 1, three times
Blocksn/a
FG Made1, two times
FG Att 3 at Chattanooga (2/2/17)
3FG Made .1 vs. Western Carolina (1/7/17)
3FG Att.1 vs. Western Carolina (1/7/17)
FT Made 2 at VMI (1/14/17)
FT Att. 2 at VMI (1/14/17)

CAREER HIGHS

Points3 vs. Western Carolina (1/7/17)
Rebounds2, two times
Assists 1 at Chattanooga (2/2/17)
Steals 1, three times
Blocksn/a
FG Made1, two times
FG Att 3 at Chattanooga (2/2/17)
3FG Made .1 vs. Western Carolina (1/7/17)
3FG Att.1 vs. Western Carolina (1/7/17)
FT Made 2 at VMI (1/14/17)
FT Att. 2 at VMI (1/14/17)

Opponent	Date	gs	min	Total		3-Pointers		Free throws			Rebounds				pf	a	t/o	blk	stl	pts	avg
				fg-fga	pct	3fg-fga	pct	ft-fa	pct	off	def	tot	avg								
VIRGINIA	11/11/16	dnp	-	-	-	-	-	-	-	-	-	-	-	-	-	-	-	-	-	-	
PRESBYTERIAN	11/14/16	dnp	-	-	-	-	-	-	-	-	-	-	-	-	-	-	-	-	-	-	
at High Point	11/18/16	dnp	-	-	-	-	-	-	-	-	-	-	-	-	-	-	-	-	-	-	
vs North Dakota State	11/19/16	dnp	-	-	-	-	-	-	-	-	-	-	-	-	-	-	-	-	-	-	
vs Navy	11/20/16	dnp	-	-	-	-	-	-	-	-	-	-	-	-	-	-	-	-	-	-	
BELMONT ABBEY	11/25/16	dnp	-	-	-	-	-	-	-	-	-	-	-	-	-	-	-	-	-	-	
NORTH CAROLINA A&T	11/29/16	dnp	-	-	-	-	-	-	-	-	-	-	-	-	-	-	-	-	-	-	
LIBERTY	12/03/16	dnp	-	-	-	-	-	-	-	-	-	-	-	-	-	-	-	-	-	-	
MARS HILL	12/05/16	dnp	-	-	-	-	-	-	-	-	-	-	-	-	-	-	-	-	-	-	
WAKE FOREST	12/09/16	dnp	-	-	-	-	-	-	-	-	-	-	-	-	-	-	-	-	-	-	
SOUTHERN WESLEYAN	12/14/16	dnp	-	-	-	-	-	-	-	-	-	-	-	-	-	-	-	-	-	-	
at AVL	12/19/16	dnp	-	-	-	-	-	-	-	-	-	-	-	-	-	-	-	-	-	-	
at Georgetown	12/22/16	4	0-2	.000	0-0	.000	0-0	.000	0-0	.000	0	1	1	1.0	0	0	1	0	0	0	0.0
at The Citadel	12/28/16	3	0-1	.000	0-1	.000	0-0	.000	0-0	.000	0	0	0	0.5	1	0	0	0	0	0	0.0
SAMFORD	12/31/16	dnp	-	-	-	-	-	-	-	-	-	-	-	-	-	-	-	-	-	-	-
CHATTANOOGA	01/02/17	dnp	-	-	-	-	-	-	-	-	-	-	-	-	-	-	-	-	-	-	-
WESTERN CAROLINA	01/07/17	6	1-1	1.000	1-1	1.000	0-0	.000	0-0	.000	0	2	2	1.0	0	0	1	0	1	3	1.0
at ETSU	01/12/17	dnp	-	-	-	-	-	-	-	-	-	-	-	-	-	-	-	-	-	-	-
at VMI	01/14/17	10	0-0	.000	0-0	.000	2-2	1.000	0	2	2	1.3	0	0	0	0	0	0	2	1.3	
MERCER	01/19/17	dnp	-	-	-	-	-	-	-	-	-	-	-	-	-	-	-	-	-	-	-
THE CITADEL	01/21/17	dnp	-	-	-	-	-	-	-	-	-	-	-	-	-	-	-	-	-	-	-
at Wofford	01/25/17	3	1-1	1.000	0-0	.000	0-0	.000	0	0	0	1.0	1	0	0	0	0	1	2	1.4	
FURMAN	01/28/17	dnp	-	-	-	-	-	-	-	-	-	-	-	-	-	-	-	-	-	-	-
at Chattanooga	02/02/17	9	1-3	.333	0-0	.000	0-0	.000	0	0	0	0.8	0	1	0	0	1	2	1.5		
at Samford	02/04/17	dnp	-	-	-	-	-	-	-	-	-	-	-	-	-	-	-	-	-	-	-
at Western Carolina	02/11/17	dnp	-	-	-	-	-	-	-	-	-	-	-	-	-	-	-	-	-	-	-
WOFFORD	02/15/17	dnp	-	-	-	-	-	-	-	-	-	-	-	-	-	-	-	-	-	-	-
Totals		0	35	3-8	.375	1-2	.500	2-2	1.000	0	5	5	0.8	2	1	2	0	3	9	1.5	

Games played: 6
 Minutes/game: 5.8
 Points/game: 1.5
 FG Pct: 37.5
 3FG Pct: 50.0
 FT Pct: 100.0

Rebounds/game: 0.8
 Assists/game: 0.2
 Turnovers/game: 0.3
 Assist/turnover ratio: 0.5
 Steals/game: 0.5

JUSTIN JORDAN'S CAREER STATISTICS

Season	gp-gs	min/avg	Total		3-Point		F-Throws			Rebounds				Scoring						
			fg-fga	pct	fg-fga	pct	ft-fa	pct	off	def	tot	avg	pf	fo	ast	to	blk	stl	pts	avg
2016-17	6-0	35/5.8	3-8	.375	1-2	.500	2-2	1.000	0	5	5	0.8	2	0	1	2	0	3	9	1.5
TOTAL	6-0	35/5.8	3-8	.375	1-2	.500	2-2	1.000	0	5	5	0.8	2	0	1	2	0	3	9	1.5



2016-17 UNCG MEN'S BASKETBALL



Kyrin Galloway's Notebook

Scored six points and grabbed seven rebounds against Belmont Abbey ... Scored four points and grabbed four rebounds against Mars Hill ... Scored four points and grabbed five rebounds against Furman ... Scored 10 points, grabbed five rebounds and blocked four shots at Chattanooga ... Tallied six points and six rebounds at Western Carolina in a career-high 18 minutes.

#14

KYRIN GALLOWAY

FRESHMAN

SEASON HIGHS

Points 10 at Chattanooga (2/2/17)
Rebounds 7 vs. Belmont Abbey (11/25/16)
Assists 2 vs. Mars Hill (12/5/16)
Steals 2 vs. Belmont Abbey (11/25/16)
Blocks 4 at Chattanooga (2/2/17)
FG Made 3, three times
FG Att 7 at Western Carolina (2/11/17)
3FG Made n/a
3FG Att 1 vs. Western Carolina (1/7/17)
FT Made 4 at Chattanooga (2/2/17)
FT Att 4, two times

CAREER HIGHS

Points 10 at Chattanooga (2/2/17)
Rebounds 7 vs. Belmont Abbey (11/25/16)
Assists 2 vs. Mars Hill (12/5/16)
Steals 2 vs. Belmont Abbey (11/25/16)
Blocks 4 at Chattanooga (2/2/17)
FG Made 3, three times
FG Att 7 at Western Carolina (2/11/17)
3FG Made n/a
3FG Att 1 vs. Western Carolina (1/7/17)
FT Made 4 at Chattanooga (2/2/17)
FT Att 4, two times

Opponent	Date	gs	min	Total		3-Pointers		Free throws		Rebounds							pts	avg			
				fg-fga	pct	3fg-fga	pct	ft-fa	pct	off	def	tot	avg	pf	a	t/o			blk	stl	
VIRGINIA	11/11/16	11		0-0	.000	0-0	.000	0-0	.000	0	2	2	2.0	1	1	0	0	0	0	0	0.0
PRESBYTERIAN	11/14/16	dnp		-	-	-	-	-	-	-	-	-	-	-	-	-	-	-	-	-	-
at High Point	11/18/16	2	0-0	.000	0-0	.000	0-0	.000	0	2	2	2.0	0	0	0	0	0	0	0	0	0.0
vs North Dakota State	11/19/16	dnp		-	-	-	-	-	-	-	-	-	-	-	-	-	-	-	-	-	-
vs Navy	11/20/16	dnp		-	-	-	-	-	-	-	-	-	-	-	-	-	-	-	-	-	-
BELMONT ABBEY	11/25/16	15	3-5	.600	0-0	.000	0-0	.000	2	5	7	3.7	2	1	1	1	1	2	6	2.0	
NORTH CAROLINA A&T	11/29/16	11	1-1	1.000	0-0	.000	0-0	.000	1	4	5	4.0	2	0	1	0	0	2	2.0	2.0	
LIBERTY	12/03/16	7	0-0	.000	0-0	.000	0-0	.000	1	0	1	3.4	1	0	0	0	0	0	0	1.6	
MARS HILL	12/05/16	18	2-3	.667	0-0	.000	0-0	.000	1	3	4	3.5	3	2	1	2	1	4	2.0	2.0	
WAKE FOREST	12/09/16	dnp		-	-	-	-	-	-	-	-	-	-	-	-	-	-	-	-	-	-
SOUTHERN WESLEYAN	12/14/16	dnp		-	-	-	-	-	-	-	-	-	-	-	-	-	-	-	-	-	-
at AVL	12/19/16	3	1-1	1.000	0-0	.000	0-0	.000	0	0	0	3.0	0	0	0	0	0	0	2	2.0	
at Georgetown	12/22/16	5	1-1	1.000	0-0	.000	0-0	.000	1	0	1	2.8	1	0	0	0	0	2	2.0	2.0	
at The Citadel	12/28/16	2	0-0	.000	0-0	.000	1-2	.500	0	0	0	2.4	1	0	0	1	0	1	1.9	1.9	
SAMFORD	12/31/16	dnp		-	-	-	-	-	-	-	-	-	-	-	-	-	-	-	-	-	-
CHATTANOOGA	01/02/17	2	0-1	.000	0-0	.000	0-0	.000	1	0	1	2.3	0	0	0	0	0	0	1.7	1.7	
WESTERN CAROLINA	01/07/17	8	0-1	.000	0-1	.000	0-0	.000	1	0	1	2.2	1	0	1	0	0	0	1.5	1.5	
at ETSU	01/12/17	2	0-0	.000	0-0	.000	0-0	.000	0	0	0	2.0	0	0	0	0	0	0	1.4	1.4	
at VMI	01/14/17	7	1-1	1.000	0-0	.000	0-0	.000	0	0	0	1.8	0	0	1	0	2	1.5	1.5		
MERCER	01/19/17	6	1-1	1.000	0-0	.000	3-4	.750	0	0	0	1.7	0	0	1	0	0	5	1.7	1.7	
THE CITADEL	01/21/17	7	2-2	1.000	0-0	.000	0-0	.000	2	1	3	1.8	2	0	0	0	0	4	1.9	1.9	
at Wofford	01/25/17	3	0-0	.000	0-0	.000	0-0	.000	1	0	1	1.8	0	0	0	0	0	1.8	1.8	1.8	
FURMAN	01/28/17	14	1-2	.500	0-0	.000	2-2	1.000	2	3	5	1.9	2	1	0	2	0	4	1.9	1.9	
at Chattanooga	02/02/17	13	3-4	.750	0-0	.000	4-4	1.000	2	3	5	2.1	2	0	0	4	0	10	2.3	2.3	
at Samford	02/04/17	8	1-1	1.000	0-0	.000	2-2	1.000	0	2	2	2.1	1	1	0	0	1	4	2.4	2.4	
at Western Carolina	02/11/17	18	3-7	.429	0-0	.000	0-0	.000	2	4	6	2.3	1	0	0	2	1	6	2.6	2.6	
WOFFORD	02/15/17	12	1-1	1.000	0-0	.000	0-0	.000	0	0	0	2.2	3	0	0	1	0	2	2.6	2.6	
Totals		0	174	21-32	.656	0-1	.000	12-14	.857	17	29	46	2.2	23	6	5	14	5	54	2.6	2.6

Games played: 21
 Minutes/game: 8.3
 Points/game: 2.6
 FG Pct: 65.6
 3FG Pct: 0.0
 FT Pct: 85.7

Rebounds/game: 2.2
 Assists/game: 0.3
 Turnovers/game: 0.2
 Assist/turnover ratio: 1.2
 Steals/game: 0.2
 Blocks/game: 0.7

KYRIN GALLOWAY'S CAREER STATISTICS

Season	gp-gs	min/avg	Total		3-Point		F-Throws		Rebounds							Scoring					
			fg-fga	pct	fg-fga	pct	ft-fa	pct	off	def	tot	avg	pf	fo	ast	to	blk	stl	pts	avg	
2016-17	21-0	174/8.3	21-32	.656	0-1	.000	12-14	.857	17	29	46	2.2	23	0	6	5	14	5	54	2.6	2.6
TOTAL	21-0	174/8.3	21-32	.656	0-1	.000	12-14	.857	17	29	46	2.2	23	0	6	5	14	5	54	2.6	2.6



2016-17 UNCG MEN'S BASKETBALL



Garrett Collins' Notebook

Scored three points against North Dakota State ... Scored six points against Mars Hill, going 2-of-2 from distance ... Scored seven points against Southern Wesleyan in 12 minutes ... Scored three points off the bench against The Citadel.

#15

GARRETT COLLINS

JUNIOR

SEASON HIGHS

Points 7 vs. S. Wesleyan (12/14/16)
Rebounds 2 at The Citadel (12/28/16)
Assists n/a
Steals 1 vs. Mars Hill (12/5/16)
Blocks 1 vs. S. Wesleyan (12/14/16)
FG Made 2, two times
FG Att 7 vs. S. Wesleyan (12/14/16)
3FG Made 2 vs. Mars Hill (12/5/16)
3FG Att. 6 vs. Belmont Abbey (11/25/16)
FT Made 2 vs. S. Wesleyan (12/14/16)
FT Att. 2 vs. S. Wesleyan (12/14/16)

CAREER HIGHS

Points 7 vs. S. Wesleyan (12/14/16)
Rebounds 5 vs. The Citadel (2/25/16)
Assists 2, two times
Steals 1, two times
Blocks 1, four times
FG Made 2, four times
FG Att 6 vs. Belmont Abbey (11/25/16)
3FG Made 2, three times
3FG Att. 6 vs. Belmont Abbey (11/25/16)
FT Made 2, four times
FT Att. 2, four times

Opponent	Date	gs	min	Total		3-Pointers		Free throws		Rebounds					pts	avg				
				fg-fga	pct	3fg-fga	pct	ft-fa	pct	off	def	tot	avg	pf			a	t/o	blk	stl
VIRGINIA	11/11/16	2		0-0	.000	0-0	.000	0-0	.000	0	0	0	0.0	0	0	0	0	0	0.0	
PRESBYTERIAN	11/14/16	dnp		-	-	-	-	-	-	-	-	-	-	-	-	-	-	-	-	
at High Point	11/18/16	dnp		-	-	-	-	-	-	-	-	-	-	-	-	-	-	-	-	
vs North Dakota State	11/19/16	4	1-2	.500	1-2	.500	0-0	.000	0	0	0	0.0	1	0	0	0	0	3	1.5	
vs Navy	11/20/16	2	0-1	.000	0-1	.000	0-0	.000	0	0	0	0.0	0	0	0	0	0	0	1.0	
BELMONT ABBEY	11/25/16	11	1-6	.167	1-6	.167	0-0	.000	0	1	1	0.3	2	0	1	0	0	3	1.5	
NORTH CAROLINA A&T	11/29/16	2	0-0	.000	0-0	.000	0-0	.000	0	0	0	0.2	0	0	0	0	0	0	1.2	
LIBERTY	12/03/16	1	0-1	.000	0-1	.000	0-0	.000	0	0	0	0.2	1	0	0	0	0	0	1.0	
MARS HILL	12/05/16	12	2-2	1.000	2-2	1.000	0-0	.000	0	1	1	0.3	1	0	0	0	1	6	1.7	
WAKE FOREST	12/09/16	dnp		-	-	-	-	-	-	-	-	-	-	-	-	-	-	-	-	
SOUTHERN WESLEYAN	12/14/16	12	2-7	.286	1-5	.200	2-2	1.000	0	0	0	0.3	1	0	0	1	0	7	2.4	
at AVL	12/19/16	dnp		-	-	-	-	-	-	-	-	-	-	-	-	-	-	-	-	
at Georgetown	12/22/16	1	0-0	.000	0-0	.000	0-0	.000	0	0	0	0.2	0	1	0	0	0	0	2.1	
at The Citadel	12/28/16	4	0-0	.000	0-0	.000	0-0	.000	0	2	2	0.4	0	0	1	0	2	0	1.9	
SAMFORD	12/31/16	dnp		-	-	-	-	-	-	-	-	-	-	-	-	-	-	-	-	
CHATTANOOGA	01/02/17	dnp		-	-	-	-	-	-	-	-	-	-	-	-	-	-	-	-	
WESTERN CAROLINA	01/07/17	1	0-1	.000	0-1	.000	0-0	.000	0	0	0	0.4	0	0	0	0	0	0	1.7	
at ETSU	01/12/17	dnp		-	-	-	-	-	-	-	-	-	-	-	-	-	-	-	-	
at VMI	01/14/17	dnp		-	-	-	-	-	-	-	-	-	-	-	-	-	-	-	-	
MERCER	01/19/17	dnp		-	-	-	-	-	-	-	-	-	-	-	-	-	-	-	-	
THE CITADEL	01/21/17	4	1-1	1.000	1-1	1.000	0-0	.000	0	0	0	0.3	0	0	0	0	0	3	1.8	
at Wofford	01/25/17	6	1-1	1.000	0-0	.000	0-0	.000	0	0	0	0.3	0	0	0	0	0	2	1.8	
FURMAN	01/28/17	0	0-0	.000	0-0	.000	0-0	.000	0	0	0	0.3	0	0	0	0	0	0	1.7	
at Chattanooga	02/02/17	dnp		-	-	-	-	-	-	-	-	-	-	-	-	-	-	-	-	
at Samford	02/04/17	dnp		-	-	-	-	-	-	-	-	-	-	-	-	-	-	-	-	
at Western Carolina	02/11/17	dnp		-	-	-	-	-	-	-	-	-	-	-	-	-	-	-	-	
WOFFORD	02/15/17	1	0-0	.000	0-0	.000	0-0	.000	0	0	0	0.3	0	0	0	0	0	0	1.6	
Totals		0	63	8-22	.364	6-19	.316	2-2	1.000	0	4	4	0.3	6	1	2	1	3	24	1.6

Games played: 15
 Minutes/game: 4.2
 Points/game: 1.6
 FG Pct: 36.4
 3FG Pct: 31.6
 FT Pct: 100.0

Rebounds/game: 0.3
 Assists/game: 0.1
 Turnovers/game: 0.1
 Assist/turnover ratio: 0.5
 Steals/game: 0.2
 Blocks/game: 0.1

GARRETT COLLINS' CAREER STATISTICS

Season	gp-gs	min/avg	Total		3-Point		F-Throws			Rebounds					Scoring					
			fg-fga	pct	fg-fga	pct	ft-fa	pct	off	def	tot	avg	pf	fo	ast	to	blk	stl	pts	avg
2014-15	9-0	28/3.1	5-7	.714	5-6	.833	0-0	.000	0	1	1	0.1	2	0	3	0	0	1	15	1.7
2015-16	16-0	89/5.6	7-16	.438	7-14	.500	6-6	1.000	4	14	18	1.1	5	0	2	2	3	1	27	1.7
2016-17	15-0	63/4.2	8-22	.364	6-19	.316	2-2	1.000	0	4	4	0.3	6	0	1	2	1	3	24	1.6
TOTAL	40-0	180/4.5	20-45	.444	18-39	.462	8-8	1.000	4	19	23	0.6	13	0	6	4	4	5	66	1.7



2016-17 UNCG MEN'S BASKETBALL



Diante Baldwin's Notebook

Scored 11 points against Presbyterian while dishing out four assists and notching five steals ... Scored 19 points and grabbed six rebounds against High Point on 7-of-15 shooting ... Added 14 points, seven rebounds and five assists against NDSU ... Tallied 13 points against Navy ... Named to the HPU Classic All-Tournament Team ... Scored 20 points and dished out five assists against N.C. A&T .. Added 18 points against Wake Forest in 32 minutes ... Scored a career-high 25 points at The Citadel, hitting 8-of-15 from the field and 7-of-8 from the free throw line ... Scored 15 points, 11 in the second half, in the victory at ETSU ... Scored 20 points and dished out five assists at VMI, connecting on 7-of-9 from the field and 4-of-5 from the free throw line ... Scored 13 points against Mercer, including five in the final 46 seconds along with the game-winning 3-pointer with 4.1 seconds remaining ... Scored 19 points and dished out eight assists against The Citadel, hitting 6-of-14 from the field and 6-of-8 from the free throw line ... Scored 22 points on 9-of-17 shooting at Samford, including three 3-pointers ... scored 24 points against Wofford, hitting 8-of-12 from the field and 6-of-6 from the line.

#20

DIANTE BALDWIN

SENIOR

SEASON HIGHS

Points25 at The Citadel (12/28/16)
Rebounds7, two times
Assists8, two times
Steals5 vs. Presbyterian (11/14/16)
Blocks2 vs. Chattanooga (1/2/17)
FG Made9 at Samford (2/4/17)
FG Att17 at Samford (2/4/17)
3FG Made3, three times
3FG Att7 at Samford (2/4/17)
FT Made7 at The Citadel (12/28/16)
FT Att8, three times

CAREER HIGHS

Points25 at The Citadel (12/28/16)
Rebounds11 at UCF (11/21/15)
Assists9, two times
Steals6 at East Carolina (12/28/14)
Blocks2, three times
FG Made9, three times
FG Att17 at Samford (2/4/17)
3FG Made3, four times
3FG Att7 at Samford (2/4/17)
FT Made8 at Samford (2/18/16)
FT Att12 vs. The Citadel (2/25/16)

Opponent	Date	gs	min	Total		3-Pointers		Free throws		Rebounds							pts	avg			
				fg-fga	pct	3fg-fga	pct	ft-fga	pct	off	def	tot	avg	pf	a	t/o			blk	stl	
VIRGINIA	11/11/16	*	30	2-9	.222	1-1	1.000	2-2	1.000	2	3	5	5.0	3	4	2	0	2	7	7.0	
PRESBYTERIAN	11/14/16	*	35	4-11	.364	2-5	.400	1-2	.500	0	2	2	3.5	2	4	3	0	5	11	9.0	
at High Point	11/18/16	*	35	7-15	.467	3-6	.500	2-4	.500	1	5	6	4.3	2	2	2	0	0	19	12.3	
vs North Dakota State	11/19/16	*	30	4-11	.364	0-1	.000	6-8	.750	2	5	7	5.0	1	5	2	0	4	14	12.8	
vs Navy	11/20/16	*	33	6-8	.750	1-3	.333	0-0	.000	1	3	4	4.8	2	3	3	0	1	13	12.8	
BELMONT ABBEY	11/25/16	*	19	5-9	.556	0-3	.000	0-0	.000	2	1	3	4.5	1	5	0	0	3	10	12.3	
NORTH CAROLINA A&T	11/29/16	*	31	7-13	.538	3-5	.600	3-3	1.000	0	3	3	4.3	1	5	1	0	1	20	13.4	
LIBERTY	12/03/16	*	34	3-11	.273	0-1	.000	3-5	.600	0	4	4	4.3	2	1	4	0	3	9	12.9	
MARS HILL	12/05/16	*	18	3-5	.600	0-1	.000	4-4	1.000	0	2	2	4.0	0	7	1	0	1	10	12.6	
WAKE FOREST	12/09/16	*	32	6-12	.500	2-4	.500	4-4	1.000	0	0	0	3.6	3	1	3	0	3	18	13.1	
SOUTHERN WESLEYAN	12/14/16	*	24	2-6	.333	1-3	.333	0-0	.000	1	4	5	3.7	1	7	0	0	2	5	12.4	
at AVL	12/19/16	*	29	2-14	.143	1-4	.250	0-0	.000	2	2	4	3.8	2	4	4	0	1	5	11.8	
at Georgetown	12/22/16	*	29	5-17	.294	0-1	.000	0-0	.000	2	5	7	4.0	4	5	1	0	3	10	11.6	
at The Citadel	12/28/16	*	32	8-15	.533	2-4	.500	7-8	.875	1	4	5	4.1	3	8	6	0	3	25	12.6	
SAMFORD	12/31/16	*	35	3-8	.375	1-4	.250	0-0	.000	0	4	4	4.1	2	3	2	1	3	7	12.2	
CHATTANOOGA	01/02/17	*	33	2-10	.200	0-2	.000	3-4	.750	0	4	4	4.1	2	5	2	2	0	7	11.9	
WESTERN CAROLINA	01/07/17	*	29	5-10	.500	1-2	.500	2-3	.667	0	1	1	3.9	1	5	3	0	1	13	11.9	
at ETSU	01/12/17	*	26	5-10	.500	2-2	1.000	3-4	.750	0	1	1	3.7	4	4	2	0	0	15	12.1	
at VMI	01/14/17	*	29	7-9	.778	2-2	1.000	4-5	.800	0	2	2	3.6	3	5	2	0	0	20	12.5	
MERCER	01/19/17	*	33	4-13	.308	2-6	.333	3-5	.600	1	2	3	3.6	0	2	0	0	4	13	12.6	
THE CITADEL	01/21/17	*	36	6-14	.429	1-5	.200	6-8	.750	2	1	3	3.6	1	8	3	0	2	19	12.9	
at Wofford	01/25/17	*	31	7-13	.538	2-5	.400	2-2	1.000	2	4	6	3.7	4	3	2	0	0	18	13.1	
FURMAN	01/28/17	*	32	6-11	.545	1-3	.333	1-1	1.000	0	3	3	3.7	3	4	4	0	2	14	13.1	
at Chattanooga	02/02/17	*	22	2-8	.250	0-1	.000	2-2	1.000	0	0	0	3.5	2	0	3	0	2	6	12.8	
at Samford	02/04/17	*	35	9-17	.529	3-7	.429	1-4	.250	1	3	4	3.5	2	3	3	1	2	22	13.2	
at Western Carolina	02/11/17	*	26	1-7	.143	1-3	.333	1-2	.500	0	0	0	3.4	2	3	2	0	0	4	12.8	
WOFFORD	02/15/17	*	31	8-12	.667	2-4	.500	6-6	1.000	0	6	6	3.5	1	1	3	0	0	24	13.3	
Totals			27	809	129-298	.433	34-88	.386	66-86	.767	20	74	94	3.5	54	107	63	4	48	358	13.3

Games played: 27
 Minutes/game: 30.0
 Points/game: 13.3
 FG Pct: 43.3
 3FG Pct: 38.6
 FT Pct: 76.7


Rebounds/game: 3.5
 Assists/game: 4.0
 Turnovers/game: 2.3
 Assist/turnover ratio: 1.7
 Steals/game: 1.8
 Blocks/game: 0.1

DIANTE BALDWIN'S CAREER STATISTICS

Season	gp-gs	min/avg	Total		3-Point		F-Throws		Rebounds				Scoring							
			fg-fga	pct	fg-fga	pct	ft-fga	pct	off	def	tot	avg	pf	fo	ast	to	blk	stl	pts	avg
2013-14	30-2	491/16.4	40-81	.494	7-18	.389	17-47	.362	6	48	54	1.8	65	3	31	27	5	15	104	3.5
2014-15	25-21	800/32.0	91-220	.414	13-43	.302	60-93	.645	25	84	109	4.4	74	4	88	59	9	42	255	10.2
2015-16	34-34	1128/33.2	144-349	.413	22-70	.314	86-130	.662	54	114	168	4.9	86	1	169	78	12	50	396	11.6
2016-17	27-27	809/30.0	129-298	.433	34-88	.386	66-86	.767	20	74	94	3.5	54	0	107	63	4	48	358	13.3
TOTAL	116-84	3228/27.8	404-948	.426	76-219	.347	229-356	.643	105	320	425	3.7	279	8	395	227	30	155	1113	9.6



2016-17 UNCG MEN'S BASKETBALL



James Dickey's Notebook

Missed the game against No. 7 Virginia ... Made his collegiate debut and grabbed 10 rebounds in 22 minutes off the bench ... Grabbed eight rebounds against High Point ... Scored eight points and dished out three assists against Navy ... Scored eight points and grabbed seven rebounds against Belmont Abbey ... Grabbed a career-high 11 rebounds against Liberty ... Scored 12 points and grabbed seven rebounds against Southern Wesleyan, connecting on 4-of-6 from the field and 4-of-4 from the free throw line ... Posted his first career double-double with 12 points and a career-high 15 rebounds at UNC Asheville ... Scored 10 second half points at The Citadel while grabbing eight rebounds in 17 minutes ... Tallied eight points and seven rebounds against VMI ... Scored six points and grabbed seven rebounds ... Missed the Furman game due to a violation of team academic rules ... Scored 11 points, grabbed nine rebounds and posted four blocked shots at Chattanooga ... Made his first career start at Samford, scoring four points and grabbing four rebounds.

#21

JAMES DICKEY

R-FRESHMAN

SEASON HIGHS

Points 13 vs Western Carolina (1/7/17)
Rebounds 15 at UNCA (12/19/16)
Assists 4 at Samford (2/4/17)
Steals 3 at VMI (1/14/17)
Blocks 4, two times
FG Made 6 vs Western Carolina (1/7/17)
FG Att 8 at The Citadel (12/28/16)
3FG Made n/a
3FG Att 1 at ETSU (1/12/17)
FT Made 4, two times
FT Att 6 at VMI (1/14/17)

CAREER HIGHS

Points 13 vs Western Carolina (1/7/17)
Rebounds 15 at UNCA (12/19/16)
Assists 4 at Samford (2/4/17)
Steals 3 at VMI (1/14/17)
Blocks 4, two times
FG Made 6 vs Western Carolina (1/7/17)
FG Att 8 at The Citadel (12/28/16)
3FG Made n/a
3FG Att 1 at ETSU (1/12/17)
FT Made 4, two times
FT Att 6 at VMI (1/14/17)

Opponent	Date	gs	min	Total		3-Pointers		Free throws		Rebounds				pf	a	t/o	blk	stl	pts	avg
				fg-fga	pct	3fg-fga	pct	ft-fa	pct	off	def	tot	avg							
VIRGINIA	11/11/16		dnp																	
PRESBYTERIAN	11/14/16	22	1-5	.200	0-0	.000	1-2	.500	7	3	10	10.0	1	1	2	1	2	3	3.0	
at High Point	11/18/16	24	1-3	.333	0-0	.000	0-0	.000	3	5	8	9.0	2	0	2	2	0	2	2.5	
vs North Dakota State	11/19/16	21	1-1	1.000	0-0	.000	0-0	.000	0	1	1	6.3	2	1	1	1	0	2	2.3	
vs Navy	11/20/16	23	4-6	.667	0-0	.000	0-0	.000	1	1	2	5.3	0	3	1	2	1	8	3.8	
BELMONT ABBEY	11/25/16	18	4-7	.571	0-0	.000	0-0	.000	5	2	7	5.6	1	0	1	1	0	8	4.6	
NORTH CAROLINA A&T	11/29/16	16	2-3	.667	0-0	.000	0-0	.000	2	1	3	5.2	4	2	1	4	0	4	4.5	
LIBERTY	12/03/16	26	0-2	.000	0-0	.000	2-3	.667	2	9	11	6.0	4	0	0	1	0	2	4.1	
MARS HILL	12/05/16	16	2-6	.333	0-0	.000	0-1	.000	1	4	5	5.9	3	0	1	2	1	4	4.1	
WAKE FOREST	12/09/16	18	1-2	.500	0-0	.000	2-2	1.000	2	3	5	5.8	2	0	0	1	0	4	4.1	
SOUTHERN WESLEYAN	12/14/16	18	4-6	.667	0-0	.000	4-4	1.000	3	4	7	5.9	2	2	3	0	0	12	4.9	
at AVL	12/19/16	26	5-5	1.000	0-0	.000	2-2	1.000	8	7	15	6.7	1	3	1	1	1	12	5.5	
at Georgetown	12/22/16	18	0-6	.000	0-0	.000	1-4	.250	2	3	5	6.6	3	0	2	1	0	1	5.2	
at The Citadel	12/28/16	17	5-8	.625	0-0	.000	0-2	.000	2	6	8	6.7	4	0	6	2	0	10	5.5	
SAMFORD	12/31/16	18	1-3	.333	0-0	.000	2-2	1.000	1	1	2	6.4	1	0	3	0	0	4	5.4	
CHATTANOOGA	01/02/17	13	2-3	.667	0-0	.000	0-0	.000	0	2	2	6.1	3	1	1	0	1	4	5.3	
WESTERN CAROLINA	01/07/17	26	6-6	1.000	0-0	.000	1-4	.250	3	8	11	6.4	3	1	3	3	0	13	5.8	
at ETSU	01/12/17	28	2-4	.500	0-1	.000	3-4	.750	1	6	7	6.4	3	2	1	1	0	7	5.9	
at VMI	01/14/17	22	2-3	.667	0-0	.000	4-6	.667	3	4	7	6.4	2	2	2	0	3	8	6.0	
MERCER	01/19/17	24	2-3	.667	0-0	.000	0-2	.000	2	5	7	6.5	1	1	1	0	1	4	5.9	
THE CITADEL	01/21/17	14	2-5	.400	0-0	.000	2-5	.400	4	3	7	6.5	0	0	1	1	1	6	5.9	
at Wofford	01/25/17	15	1-2	.500	0-0	.000	0-0	.000	1	4	5	6.4	0	0	2	0	1	2	5.7	
FURMAN	01/28/17		dnp																	
at Chattanooga	02/02/17	23	5-6	.833	0-0	.000	1-2	.500	4	5	9	6.5	2	1	1	4	0	11	6.0	
at Samford	02/04/17	*	23	1-2	.500	0-0	.000	2-2	1.000	1	3	4	6.4	4	4	2	0	0	4	5.9
at Western Carolina	02/11/17	*	15	1-2	.500	0-0	.000	1-3	.333	1	2	3	6.3	2	1	0	1	0	3	5.8
WOFFORD	02/15/17	*	21	2-3	.667	0-0	.000	1-1	1.000	0	7	7	6.3	1	0	1	2	1	5	5.7
Totals		3	505	57-102	.559	0-1	.000	29-51	.569	59	99	158	6.3	51	25	39	31	13	143	5.7

Games played: 25
 Minutes/game: 20.2
 Points/game: 5.7
 FG Pct: 55.9
 3FG Pct: 0.0
 FT Pct: 56.9

Rebounds/game: 6.3
 Assists/game: 1.0
 Turnovers/game: 1.6
 Assist/turnover ratio: 0.6
 Steals/game: 0.5
 Blocks/game: 1.2

JAMES DICKEY'S CAREER STATISTICS

Season	gp-gs	min/avg	Total		3-Point		F-Throws		Rebounds				Scoring							
			fg-fga	pct	fg-fga	pct	ft-fa	pct	off	def	tot	avg	pf	fo	ast	to	blk	stl	pts	avg
2016-17	25-3	505/20.2	57-102	.559	0-1	.000	29-51	.569	59	99	158	6.3	51	0	25	39	31	13	143	5.7
TOTAL	25-3	505/20.2	57-102	.559	0-1	.000	29-51	.569	59	99	158	6.3	51	0	25	39	31	13	143	5.7



2016-17 UNCG MEN'S BASKETBALL



Lloyd Burgess' Notebook

Scored four points and grabbed four rebounds against Belmont Abbey ... Scored six points and grabbed four rebounds against Southern Wesleyan, hitting 3-of-3 from the field.

#25

LOYD BURGESS

SOPHOMORE

SEASON HIGHS

Points 6 vs. S. Wesleyan (12/14/16)
Rebounds 4, two times
Assists 2 vs. Presbyterian (11/14/16)
Steals 1 vs. Mars Hill (12/5/16)
Blocks 2 vs. S. Wesleyan (12/14/16)
FG Made 3 vs. S. Wesleyan (12/14/16)
FG Att 3 vs. S. Wesleyan (12/14/16)
3FG Made n/a
3FG Att n/a
FT Made 2 vs. Presbyterian (11/14/16)
FT Att 4 vs. Presbyterian (11/14/16)

CAREER HIGHS

Points 8 vs. The Citadel (2/25/16)
Rebounds 7 at WCU (1/11/16)
Assists 1 vs. Belmont Abbey (12/12/15)
Steals n/a
Blocks 2 vs. S. Wesleyan (12/14/16)
FG Made 3, two times
FG Att 5 at Wofford (1/2/16)
3FG Made n/a
3FG Att n/a
FT Made 4 vs. The Citadel (2/25/16)
FT Att 6 vs. The Citadel (2/25/16)

Opponent	Date	gs	min	Total		3-Pointers		Free throws		Rebounds				pf	a	t/o	blk	stl	pts	avg
				fg-fga	pct	3fg-fga	pct	ft-fa	pct	off	def	tot	avg							
VIRGINIA	11/11/16	11		0-0	.000	0-0	.000	0-0	.000	1	1	2	2.0	0	0	0	0	0	0.0	
PRESBYTERIAN	11/14/16	4		0-0	.000	0-0	.000	0-0	.000	0	0	0	1.0	0	0	0	0	0	0.0	
at High Point	11/18/16	8		0-1	.000	0-0	.000	0-0	.000	0	0	0	0.7	1	0	1	0	0	0.0	
vs North Dakota State	11/19/16	dnp		-	-	-	-	-	-	-	-	-	-	-	-	-	-	-	-	
vs Navy	11/20/16	2		0-2	.000	0-0	.000	0-0	.000	2	0	2	1.0	1	0	0	0	0	0.0	
BELMONT ABBEY	11/25/16	14		1-1	1.000	0-0	.000	2-4	.500	3	1	4	1.6	3	2	2	0	0	0.8	
NORTH CAROLINA A&T	11/29/16	4		0-0	.000	0-0	.000	0-0	.000	0	0	0	1.3	1	0	2	0	0	0.7	
LIBERTY	12/03/16	dnp		-	-	-	-	-	-	-	-	-	-	-	-	-	-	-	-	
MARS HILL	12/05/16	10		1-1	1.000	0-0	.000	1-2	.500	1	1	2	1.4	0	0	1	0	1	3	1.0
WAKE FOREST	12/09/16	dnp		-	-	-	-	-	-	-	-	-	-	-	-	-	-	-	-	-
SOUTHERN WESLEYAN	12/14/16	19		3-3	1.000	0-0	.000	0-2	.000	1	3	4	1.8	3	1	2	2	0	6	1.6
at AVL	12/19/16	dnp		-	-	-	-	-	-	-	-	-	-	-	-	-	-	-	-	-
at Georgetown	12/22/16	1		0-0	.000	0-0	.000	0-0	.000	0	0	0	1.6	0	0	0	0	0	0	1.4
at The Citadel	12/28/16	dnp		-	-	-	-	-	-	-	-	-	-	-	-	-	-	-	-	-
SAMFORD	12/31/16	dnp		-	-	-	-	-	-	-	-	-	-	-	-	-	-	-	-	-
CHATTANOOGA	01/02/17	dnp		-	-	-	-	-	-	-	-	-	-	-	-	-	-	-	-	-
WESTERN CAROLINA	01/07/17	2		0-0	.000	0-0	.000	0-0	.000	0	0	0	1.4	1	0	0	0	0	0	1.3
at ETSU	01/12/17	dnp		-	-	-	-	-	-	-	-	-	-	-	-	-	-	-	-	-
at VMI	01/14/17	dnp		-	-	-	-	-	-	-	-	-	-	-	-	-	-	-	-	-
MERCER	01/19/17	dnp		-	-	-	-	-	-	-	-	-	-	-	-	-	-	-	-	-
THE CITADEL	01/21/17	dnp		-	-	-	-	-	-	-	-	-	-	-	-	-	-	-	-	-
at Wofford	01/25/17	dnp		-	-	-	-	-	-	-	-	-	-	-	-	-	-	-	-	-
FURMAN	01/28/17	dnp		-	-	-	-	-	-	-	-	-	-	-	-	-	-	-	-	-
at Chattanooga	02/02/17	dnp		-	-	-	-	-	-	-	-	-	-	-	-	-	-	-	-	-
at Samford	02/04/17	dnp		-	-	-	-	-	-	-	-	-	-	-	-	-	-	-	-	-
at Western Carolina	02/11/17	dnp		-	-	-	-	-	-	-	-	-	-	-	-	-	-	-	-	-
WOFFORD	02/15/17	dnp		-	-	-	-	-	-	-	-	-	-	-	-	-	-	-	-	-
Totals		0	75	5-8	.625	0-0	.000	3-8	.375	8	6	14	1.4	10	3	8	2	1	13	1.3

Games played: 10
 Minutes/game: 7.5
 Points/game: 1.3
 FG Pct: 62.5
 FT Pct: 37.5

Rebounds/game: 1.4
 Assists/game: 0.3
 Turnovers/game: 0.8
 Assist/turnover ratio: 0.4
 Steals/game: 0.1
 Blocks/game: 0.2

LLOYD BURGESS' CAREER STATISTICS

Season	gp-gs	min/avg	Total		3-Point		F-Throws		Rebounds				Scoring							
			fg-fga	pct	fg-fga	pct	ft-fa	pct	off	def	tot	avg	pf	fo	ast	to	blk	stl	pts	avg
2015-16	31-1	267/8.6	15-29	.517	0-0	.000	10-25	.400	25	41	66	2.1	58	0	5	9	9	3	40	1.3
2016-17	10-0	75/7.5	5-8	.625	0-0	.000	3-8	.375	8	6	14	1.4	10	0	3	8	2	1	13	1.3
TOTAL	41-1	342/8.3	20-37	.541	0-0	.000	13-33	.394	33	47	80	2.0	68	0	8	17	11	4	53	1.3



2016-17 UNCG MEN'S BASKETBALL



Jordy Kuiper's Notebook

Started the season opener against No. 7 Virginia, scoring seven points and hitting his first career 3-pointer ... Scored nine points against North Dakota State ... Added seven points and six rebounds versus Navy ... Tallied 11 points on 5-of-7 shooting from the field in 15 minutes against Belmont Abbey ... Scored 11 points on a perfect 5-of-5 from the field against Southern Wesleyan ... Grabbed a career-high 11 rebounds at The Citadel to go along with six points ... Posted his second career double-double with 12 points and 10 rebounds in just 21 minutes against Samford before fouling out. Connected on 6-of-7 from the field ... Scored 10 points and grabbed six rebounds against Chattanooga ... Notched 11 points and eight rebounds at VMI, connecting on 5-of-7 from the field ... Grabbed a career-high 12 rebounds and scored eight points against The Citadel ... Tied his career-high with 12 points off the bench against Wofford, hitting 5-of-9 from the field, including a pair of 3-pointers.

#32

JORDY KUIPER

REDSHIRT JUNIOR

SEASON HIGHS

Points 12, two times
Rebounds 12 vs. The Citadel (1/21/17)
Assists 2, five times
Steals 2 at ETSU (1/12/17)
Blocks 1, two times
FG Made 6 vs. Samford (12/31/16)
FG Att 9 vs. Wofford (2/15/17)
3FG Made 2 vs. Wofford (2/15/17)
3FG Att 5, two times
FT Made 2 vs. Mars Hill (12/5/16)
FT Att 4 vs. Presbyterian (11/14/16)

CAREER HIGHS

Points 12, three times
Rebounds 12 vs. The Citadel (1/21/17)
Assists 5 at Indiana (11/28/14)
Steals 2, six times
Blocks 1, six times
FG Made 6 vs. Samford (12/31/16)
FG Attempts 9 vs. Wofford (2/15/17)
3FG Made 2 vs. Wofford (2/15/17)
3FG Att 5, two times
FT Made 3, three times
FT Att 4, three times

Opponent	Date	gs	min	Total		3-Pointers		Free throws		Rebounds					pts	avg					
				fg-fga	pct	3fg-fga	pct	ft-fa	pct	off	def	tot	avg	pf			a	t/o	blk	stl	
VIRGINIA	11/11/16	*	26	3-8	.375	1-5	.200	0-1	.000	2	1	3	3.0	1	0	1	0	1	7	7.0	
PRESBYTERIAN	11/14/16	*	23	2-7	.286	0-1	.000	1-4	.250	5	1	6	4.5	2	2	0	0	1	5	6.0	
at High Point	11/18/16	*	23	2-3	.667	1-1	1.000	0-0	.000	2	4	6	5.0	3	1	0	0	1	5	5.7	
vs North Dakota State	11/19/16	*	27	4-4	1.000	1-1	1.000	0-0	.000	0	2	2	4.3	3	2	4	0	0	9	6.5	
vs Navy	11/20/16	*	18	3-4	.750	0-1	.000	1-2	.500	3	3	6	4.6	2	1	2	1	0	7	6.6	
BELMONT ABBEY	11/25/16	*	15	5-7	.714	1-2	.500	0-0	.000	2	2	4	4.5	1	1	1	0	1	11	7.3	
NORTH CAROLINA A&T	11/29/16	*	24	1-3	.333	0-0	.000	1-1	1.000	2	7	9	5.1	1	2	3	0	1	3	6.7	
LIBERTY	12/03/16	*	13	0-1	.000	0-0	.000	0-0	.000	0	0	0	4.5	4	0	1	0	0	0	5.9	
MARS HILL	12/05/16	*	14	2-2	1.000	0-0	.000	2-2	1.000	2	2	4	4.4	0	1	1	0	0	6	5.9	
WAKE FOREST	12/09/16	*	32	2-4	.500	1-3	.333	0-0	.000	1	2	3	4.3	2	0	1	0	0	5	5.8	
SOUTHERN WESLEYAN	12/14/16	*	19	5-5	1.000	1-1	1.000	0-0	.000	0	2	2	4.1	2	0	1	0	1	11	6.3	
at AVL	12/19/16	*	19	3-4	.750	1-1	1.000	1-1	1.000	0	2	2	3.9	3	1	0	0	0	8	6.4	
at Georgetown	12/22/16	*	28	3-6	.500	1-1	1.000	2-2	1.000	3	2	5	4.0	2	1	0	0	0	9	6.6	
at The Citadel	12/28/16	*	24	3-5	.600	0-1	.000	0-0	.000	3	8	11	4.5	3	1	2	0	0	6	6.6	
SAMFORD	12/31/16	*	21	6-7	.857	0-0	.000	0-0	.000	6	4	10	4.9	5	1	3	0	1	12	6.9	
CHATTANOOGA	01/02/17	*	29	4-9	.444	1-4	.250	1-2	.500	4	2	6	4.9	2	0	0	0	0	10	7.1	
WESTERN CAROLINA	01/07/17	*	24	1-3	.333	0-0	.000	0-0	.000	3	4	7	5.1	1	0	2	1	0	2	6.8	
at ETSU	01/12/17	*	25	1-5	.200	0-2	.000	0-0	.000	2	3	5	5.1	4	0	1	0	2	2	6.6	
at VMI	01/14/17	*	28	5-7	.714	0-1	.000	1-3	.333	3	5	8	5.2	2	0	1	0	0	11	6.8	
MERCER	01/19/17	*	18	2-5	.400	0-2	.000	0-0	.000	2	2	4	5.2	4	1	1	0	0	4	6.7	
THE CITADEL	01/21/17	*	24	3-4	.750	0-0	.000	2-3	.667	5	7	12	5.5	4	0	1	0	0	8	6.7	
at Wofford	01/25/17	*	25	0-5	.000	0-0	.000	2-2	1.000	1	3	4	5.4	0	0	0	0	0	2	6.5	
FURMAN	01/28/17	*	29	1-6	.167	0-4	.000	0-0	.000	1	4	5	5.4	0	2	0	0	0	2	6.3	
at Chattanooga	02/02/17	*	10	0-1	.000	0-0	.000	0-0	.000	0	1	1	5.2	1	0	2	0	0	0	6.0	
at Samford	02/04/17		15	2-2	1.000	0-0	.000	0-0	.000	2	3	5	5.2	2	1	1	0	0	4	6.0	
at Western Carolina	02/11/17		16	1-1	1.000	0-0	.000	0-0	.000	0	3	3	5.1	1	2	1	0	0	2	5.8	
WOFFORD	02/15/17		16	5-9	.556	2-5	.400	0-0	.000	0	1	1	5.0	2	0	1	0	1	12	6.0	
Totals			24	585	69-127	.543	11-36	.306	14-23	.609	54	80	134	5.0	57	20	31	2	10	163	6.0

Games played: 27
 Minutes/game: 21.7
 Points/game: 6.0
 FG Pct: 54.3
 3FG Pct: 30.6
 FT Pct: 60.9


Rebounds/game: 5.0
 Assists/game: 0.7
 Turnovers/game: 1.1
 Assist/turnover ratio: 0.6
 Steals/game: 0.4
 Blocks/game: 0.1

JORDY KUIPER'S CAREER STATISTICS

Season	gp-gs	min/avg	Total		3-Point		F-Throws		Rebounds				Scoring							
			fg-fga	pct	fg-fga	pct	ft-fa	pct	off	def	tot	avg	pf	fo	ast	to	blk	stl	pts	avg
2013-14	24-0	106/4.4	1-9	.111	0-0	.000	1-5	.200	6	18	24	1.0	19	0	0	9	0	0	3	0.1
2014-15	24-3	339/14.1	32-55	.582	0-0	.000	15-21	.714	30	33	63	2.6	59	0	9	13	4	9	79	3.3
2015-16	8-1	99/12.4	10-20	.500	0-2	.000	2-3	.667	9	11	20	2.5	16	0	3	5	0	4	22	2.8
2016-17	27-24	585/21.7	69-127	.543	11-36	.306	14-23	.609	54	80	134	5.0	57	1	20	31	2	10	163	6.0
TOTAL	83-28	1129/13.6	112-211	.531	11-38	.289	32-52	.615	99	142	241	2.9	151	1	32	58	6	23	267	3.2



2016-17 UNCG MEN'S BASKETBALL



RJ White's Notebook

Scored 11 points against Navy on 5-of-7 shooting ... Scored eight points and grabbed seven rebounds against Belmont Abbey ... Scored 19 points and grabbed seven rebounds against N.C. A&T ... Scored 16 points and grabbed nine rebounds against Liberty ... Scored a season-high 22 points in 27 minutes against Wake Forest, going 8-of-13 from the field ... Dished out a career-high six assists against Southern Wesleyan ... Tallied a double-double at Georgetown, scoring a team-high 14 points and grabbing a game-high 12 rebounds as he was 6-of-9 from the field ... Scored 18 points and grabbed six rebounds at ETSU as he hit a career-high 5-of-7 from 3-point land ... Scored 12 points and grabbed seven rebounds against The Citadel on 5-of-10 shooting from the field ... Tied his career-high with 26 points at Wofford, hitting 10-of-15 from the field and 6-of-7 from the free throw line ... Posted 25 points against Furman, hitting 8-of-11 from the field and a perfect 8-of-8 from the free throw line ... Posted a double-double with 21 points and 10 rebounds at Samford ... Scored 17 points, grabbed seven rebounds and blocked three shots at Western Carolina.

#33

RJ WHITE

SENIOR

SEASON HIGHS

Points26 at Wofford (11/25/17)
Rebound.....12 at Georgetown (12/22/16)
Assists 6 vs. S. Wesleyan (12/14/16)
Steals.....2, four times
Blocks.....3, two times
FG Made10 at Wofford (11/25/17)
FG Att15 at Wofford (11/25/17)
3FG Made 5 at ETSU (1/12/17)
3FG Att.....7 at ETSU (1/12/17)
FT Made.....8 vs. Furman (1/28/17)
FT Att.....12 vs. Wake Forest (12/9/16)

CAREER HIGHS

Points26, two times
Rebounds.....14 vs. VMI (1/14/15)
Assists 6 vs. S. Wesleyan (12/14/16)
Steals 4 vs. Elon (2/19/14)
Blocks..... 6 at Western Carolina (1/10/15)
FG Made11 at Samford (2/18/16)
FG Attempts.....16, three times
3FG Made 5 at ETSU (1/12/17)
3FG Att.....7 at ETSU (1/12/17)
FT Made.....8 vs. Furman (1/28/17)
FT Att.....12 vs. Wake Forest (12/9/16)

#33 RJ White

Opponent	Date	gs	min	Total		3-Pointers		Free throws		Rebounds			pf	a	t/o	blk	stl	pts	avg		
				fg-fga	pct	3fg-fga	pct	ft-fa	pct	off	def	tot								avg	
VIRGINIA	11/11/16	*	27	3-5	.600	1-2	.500	0-0	.000	1	3	4	4.0	3	0	2	1	1	7	7.0	
PRESBYTERIAN	11/14/16	*	27	3-8	.375	1-2	.500	2-4	.500	2	4	6	5.0	4	2	0	0	1	9	8.0	
at High Point	11/18/16	*	19	3-7	.429	0-1	.000	0-0	.000	1	5	6	5.3	4	2	0	3	0	1	6	7.3
vs North Dakota State	11/19/16	*	24	1-8	.125	0-1	.000	2-3	.667	0	5	5	5.3	2	1	1	1	1	4	6.5	
vs Navy	11/20/16	*	31	5-7	.714	0-0	.000	1-1	1.000	1	1	2	4.6	2	2	2	1	1	11	7.4	
BELMONT ABBEY	11/25/16	*	15	4-4	1.000	0-0	.000	0-0	.000	2	5	7	5.0	3	1	1	0	1	8	7.5	
NORTH CAROLINA A&T	11/29/16	*	23	7-13	.538	0-0	.000	5-6	.833	4	3	7	5.3	4	1	1	2	1	19	9.1	
LIBERTY	12/03/16	*	24	6-8	.750	0-0	.000	4-11	.364	4	5	9	5.8	4	1	4	0	0	16	10.0	
MARS HILL	12/05/16	*	18	2-5	.400	0-0	.000	1-2	.500	1	6	7	5.9	1	4	3	0	2	5	9.4	
WAKE FOREST	12/09/16	*	27	8-13	.615	0-0	.000	6-12	.500	4	1	5	5.8	4	0	2	1	1	22	10.7	
SOUTHERN WESLEYAN	12/14/16	*	17	3-5	.600	0-0	.000	2-3	.667	1	5	6	5.8	2	6	2	0	1	8	10.5	
at AVL	12/19/16	*	32	7-12	.583	0-2	.000	0-4	.000	1	5	6	5.8	2	2	3	1	1	14	10.8	
at Georgetown	12/22/16	*	23	6-9	.667	1-1	1.000	1-3	.333	5	7	12	6.3	3	0	3	3	2	14	11.0	
at The Citadel	12/28/16	*	17	3-3	1.000	0-0	.000	0-0	.000	0	4	4	6.1	4	1	3	1	1	6	10.6	
SAMFORD	12/31/16	*	32	3-9	.333	0-1	.000	2-4	.500	3	8	11	6.5	4	1	2	0	1	8	10.5	
CHATTANOOGA	01/02/17	*	26	3-9	.333	0-1	.000	1-2	.500	1	4	5	6.4	5	2	0	2	0	7	10.3	
WESTERN CAROLINA	01/07/17	*	18	2-3	.667	0-0	.000	3-4	.750	0	7	7	6.4	5	1	2	1	2	7	10.1	
at ETSU	01/12/17	*	24	6-13	.462	5-7	.714	1-2	.500	3	3	6	6.4	4	0	3	0	1	18	10.5	
at VMI	01/14/17	*	22	5-8	.625	0-0	.000	1-2	.500	1	2	3	6.2	4	0	1	1	0	11	10.5	
MERCER	01/19/17	*	19	4-8	.500	0-1	.000	0-1	.000	1	5	6	6.2	5	1	3	1	1	8	10.4	
THE CITADEL	01/21/17	*	16	5-10	.500	0-0	.000	2-2	1.000	4	3	7	6.2	5	1	1	1	0	12	10.5	
at Wofford	01/25/17	*	27	10-15	.667	0-1	.000	6-7	.857	2	4	6	6.2	4	0	2	0	0	26	11.2	
FURMAN	01/28/17	*	33	8-11	.727	1-2	.500	8-8	1.000	3	4	7	6.3	2	1	4	0	0	25	11.8	
at Chattanooga	02/02/17	*	27	4-11	.364	0-3	.000	3-4	.750	3	3	6	6.3	1	1	2	0	0	11	11.8	
at Samford	02/04/17	*	32	8-11	.727	0-2	.000	5-6	.833	4	6	10	6.4	1	2	1	2	2	21	12.1	
at Western Carolina	02/11/17	*	31	7-12	.583	0-1	.000	3-5	.600	3	4	7	6.4	1	1	4	3	1	17	12.3	
WOFFORD	02/15/17	*	30	7-14	.500	0-2	.000	0-0	.000	1	4	5	6.4	4	2	1	1	1	14	12.4	
Totals			27	661	133-241	.552	9-30	.300	59-96	.615	56	116	172	6.4	85	34	56	23	24	334	12.4

Games played: 27
 Minutes/game: 24.5
 Points/game: 12.4
 FG Pct: 55.2
 3FG Pct: 30.0
 FT Pct: 61.5

Rebounds/game: 6.4
 Assists/game: 1.3
 Turnovers/game: 2.1
 Assist/turnover ratio: 0.6
 Steals/game: 0.9
 Blocks/game: 0.9

RJ WHITE'S CAREER STATISTICS

Season	gp-gs	min/avg	Total		3-Point		F-Throws		Rebounds				Scoring							
			fg-fga	pct	fg-fga	pct	ft-fa	pct	off	def	tot	avg	pf	fo	ast	to	blk	stl	pts	avg
2012-13	7-0	48/6.9	3-11	.273	0-1	.000	4-4	1.000	3	13	16	2.3	9	0	2	4	4	1	10	1.4
2013-14	32-0	503/15.7	85-164	.518	1-4	.250	38-61	.623	43	128	171	5.3	107	4	11	42	16	16	209	6.5
2014-15	33-21	784/23.8	155-278	.558	18-44	.409	60-104	.577	64	165	229	6.9	125	9	38	48	50	43	388	11.8
2015-16	33-31	898/27.2	167-271	.616	8-27	.296	60-94	.638	69	160	229	6.9	111	5	36	58	33	23	402	12.2
2016-17	27-27	661/24.5	133-241	.552	9-30	.300	59-96	.615	56	116	172	6.4	85	4	34	56	23	24	334	12.4
TOTAL	132-79	2894/21.9	543-965	.563	36-106	.340	221-359	.616	235	582	817	6.2	437	22	121	208	126	107	1343	10.2



2016-17 UNCG MEN'S BASKETBALL



2016-17 UNCG Men's Basketball UNCG Combined Team Statistics (as of Feb 15, 2017) All games

RECORD:	OVERALL	HOME	AWAY	NEUTRAL
ALL GAMES	19-8	11-4	6-4	2-0
CONFERENCE	10-4	5-2	5-2	0-0
NON-CONFERENCE	9-4	6-2	1-2	2-0

#	Player	gp-gs	min	avg	Total		3-Point		F-Throw		Rebounds				pf	dq	a	to	blk	stl	pts	avg
					fg-fga	fg%	3fg-fga	3fg%	ft-fga	ft%	off	def	tot	avg								
10	Francis Alonso	27-26	758	28.1	112-248	.452	74-162	.457	74-83	.892	7	43	50	1.9	67	1	52	51	2	21	372	13.8
20	Diante Baldwin	27-27	809	30.0	129-298	.433	34-88	.386	66-86	.767	20	74	94	3.5	54	0	107	63	4	48	358	13.3
33	RJ White	27-27	661	24.5	133-241	.552	9-30	.300	59-96	.615	56	116	172	6.4	85	4	34	56	23	24	334	12.4
01	Marvin Smith	26-26	653	25.1	80-207	.386	41-125	.328	38-49	.776	39	77	116	4.5	77	4	25	39	19	25	239	9.2
11	Demetrius Troy	26-2	583	22.4	71-167	.425	37-91	.407	24-32	.750	12	52	64	2.5	39	1	97	53	0	31	203	7.8
32	Jordy Kuiper	27-24	585	21.7	69-127	.543	11-36	.306	14-23	.609	54	80	134	5.0	57	1	20	31	2	10	163	6.0
21	James Dickey	25-3	505	20.2	57-102	.559	0-1	.000	29-51	.569	59	99	158	6.3	51	0	25	39	31	13	143	5.7
02	Malik Massey	27-0	460	17.0	37-91	.407	22-47	.468	10-17	.588	2	24	26	1.0	28	0	30	19	0	16	106	3.9
14	Kyrin Galloway	21-0	174	8.3	21-32	.656	0-1	.000	12-14	.857	17	29	46	2.2	23	0	6	5	14	5	54	2.6
03	Jelani Mofford	4-0	17	4.3	3-6	.500	2-4	.500	0-0	.000	0	0	0	0.0	3	0	1	1	0	1	8	2.0
04	Taqi Muhammad	4-0	21	5.3	2-3	.667	0-1	.000	3-4	.750	1	2	3	0.8	1	0	2	3	0	1	7	1.8
15	Garrett Collins	15-0	63	4.2	8-22	.364	6-19	.316	2-2	1.000	0	4	4	0.3	6	0	1	2	1	3	24	1.6
13	Justin Jordan	6-0	35	5.8	3-8	.375	1-2	.500	2-2	1.000	0	5	5	0.8	2	0	1	2	0	3	9	1.5
25	Lloyd Burgess	10-0	75	7.5	5-8	.625	0-0	.000	3-8	.375	8	6	14	1.4	10	0	3	8	2	1	13	1.3
Team											29	36	65				10					
Total.....		27	5399		730-1560	.468	237-607	.390	336-467	.719	304	647	951	35.2	503	11	404	382	98	202	2033	75.3
Opponents.....		27	5401		637-1486	.429	201-555	.362	389-527	.738	280	573	853	31.6	466	-	340	392	72	185	1864	69.0

TEAM STATISTICS	UNCG	OPP	Date	Opponent	Score	Att.
SCORING	2033	1864	11/11/16	VIRGINIA	L 51-76	5513
Points per game	75.3	69.0	11/14/16	PRESBYTERIAN	w 61-42	1689
Scoring margin	+6.3	-	11/18/16	at High Point	L 57-63	1750
FIELD GOALS-ATT	730-1560	637-1486	11/19/16	vs North Dakota State	w 65-54	0
Field goal pct	.468	.429	11/20/16	vs Navy	w 72-59	0
3 POINT FG-ATT	237-607	201-555	11/25/16	BELMONT ABBEY	w 90-54	1459
3-point FG pct	.390	.362	11/29/16	NORTH CAROLINA A&T	w 86-66	3146
3-pt FG made per game	8.8	7.4	12/03/16	LIBERTY	w 72-65	1552
FREE THROWS-ATT	336-467	389-527	12/05/16	MARS HILL	w 108-56	1539
Free throw pct	.719	.738	12/09/16	WAKE FOREST	L 75-78	3607
F-Throws made per game	12.4	14.4	12/14/16	SOUTHERN WESLEYAN	w 96-61	1334
REBOUNDS	951	853	12/19/16	at AVL	w 75-73	1269
Rebounds per game	35.2	31.6	12/22/16	at Georgetown	L 56-78	8096
Rebounding margin	+3.6	-	* 12/28/16	at The Citadel	w 95-87	1221
ASSISTS	404	340	* 12/31/16	SAMFORD	L 62-73	1673
Assists per game	15.0	12.6	* 01/02/17	CHATTANOOGA	w 73-68	1546
TURNOVERS	382	392	* 01/07/17	WESTERN CAROLINA	w 76-57	1455
Turnovers per game	14.1	14.5	* 01/12/17	at ETSU	w 83-79	4112
Turnover margin	+0.4	-	* 01/14/17	at VMI	w 91-82	889
Assist/turnover ratio	1.1	0.9	* 01/19/17	MERCER	w 68-66	2073
STEALS	202	185	* 01/21/17	THE CITADEL	w 81-72	2783
Steals per game	7.5	6.9	* 01/25/17	at Wofford	L 74-93	1596
BLOCKS	98	72	* 01/28/17	FURMAN	L 67-73	3884
Blocks per game	3.6	2.7	* 02/02/17	at Chattanooga	L 68-91	4364
ATTENDANCE	35701	26676	* 02/04/17	at Samford	w 81-75	1408
Home games-Avg/Game	15-2380	10-2668	* 02/11/17	at Western Carolina	w 76-68	1971
Neutral site-Avg/Game	-	2-0	* 02/15/17	WOFFORD	w 74-55	2448

Score by Periods	1st	2nd	Totals
UNCG	986	1047	2033
Opponents	837	1027	1864

* = Conference game



2016-17 UNCG Men's BASKETBALL



2016-17 UNCG Men's Basketball UNCG Combined Team Statistics (as of Feb 15, 2017) Conference games

RECORD:	OVERALL	HOME	AWAY	NEUTRAL
ALL GAMES	10-4	5-2	5-2	0-0
CONFERENCE	10-4	5-2	5-2	0-0
NON-CONFERENCE	0-0	0-0	0-0	0-0

#	Player	gp-gs	min	Total		3-Point		F-Throw		Rebounds				pf	dq	a	to	blk	stl	pts	avg	
				fg-fga	fg%	3fg-fga	3fg%	ft-fga	ft%	off	def	tot	avg									
10	Francis Alonso	14-14	411	29.4	64-133	.481	39-82	.476	48-54	.889	4	26	30	2.1	34	0	25	25	1	10	215	15.4
20	Diante Baldwin	14-14	430	30.7	73-157	.465	20-50	.400	41-54	.759	7	35	42	3.0	30	0	54	37	4	19	207	14.8
33	RJ White	14-14	354	25.3	75-137	.547	6-21	.286	35-47	.745	29	61	90	6.4	49	4	14	29	13	10	191	13.6
11	Demetrius Troy	14-1	303	21.6	37-71	.521	16-39	.410	17-22	.773	2	30	32	2.3	20	1	47	30	0	12	107	7.6
01	Marvin Smith	13-13	353	27.2	29-89	.326	17-54	.315	22-28	.786	16	40	56	4.3	42	3	12	26	11	6	97	7.5
21	James Dickey	13-3	259	19.9	32-50	.640	0-1	.000	17-33	.515	23	56	79	6.1	26	0	13	24	14	8	81	6.2
32	Jordy Kuiper	14-11	304	21.7	34-69	.493	3-19	.158	6-10	.600	32	50	82	5.9	31	1	8	16	1	4	77	5.5
02	Malik Massey	14-0	235	16.8	13-41	.317	9-21	.429	7-10	.700	1	12	13	0.9	18	0	15	9	0	8	42	3.0
14	Kyrin Galloway	13-0	102	7.8	13-21	.619	0-1	.000	12-14	.857	11	13	24	1.8	13	0	2	2	11	2	38	2.9
13	Justin Jordan	5-0	31	6.2	3-6	.500	1-2	.500	2-2	1.000	0	4	4	0.8	2	0	1	1	0	3	9	1.8
15	Garrett Collins	6-0	16	2.7	2-3	.667	1-2	.500	0-0	.000	0	2	2	0.3	0	0	0	1	0	2	5	0.8
25	Lloyd Burgess	1-0	2	2.0	0-0	.000	0-0	.000	0-0	.000	0	0	0	0.0	1	0	0	0	0	0	0	0.0
Team											9	19	28				5					
Total.....		14	2800		375-777	.483	112-292	.384	207-274	.755	134	348	482	34.4	266	9	191	205	55	84	1069	76.4
Opponents.....		14	2800		350-819	.427	111-307	.362	228-298	.765	159	295	454	32.4	255	-	186	176	28	85	1039	74.2

TEAM STATISTICS	UNCG	OPP	Date	Opponent	Score	Att.
SCORING	1069	1039	* 12/28/16	at The Citadel	w 95-87	1221
Points per game	76.4	74.2	* 12/31/16	SAMFORD	L 62-73	1673
Scoring margin	+2.1	-	* 01/02/17	CHATTANOOGA	w 73-68	1546
FIELD GOALS-ATT	375-777	350-819	* 01/07/17	WESTERN CAROLINA	w 76-57	1455
Field goal pct	.483	.427	* 01/12/17	at ETSU	w 83-79	4112
3 POINT FG-ATT	112-292	111-307	* 01/14/17	at VMI	w 91-82	889
3-point FG pct	.384	.362	* 01/19/17	MERCER	w 68-66	2073
3-pt FG made per game	8.0	7.9	* 01/21/17	THE CITADEL	w 81-72	2783
FREE THROWS-ATT	207-274	228-298	* 01/25/17	at Wofford	L 74-93	1596
Free throw pct	.755	.765	* 01/28/17	FURMAN	L 67-73	3884
F-Throws made per game	14.8	16.3	* 02/02/17	at Chattanooga	L 68-91	4364
REBOUNDS	482	454	* 02/04/17	at Samford	w 81-75	1408
Rebounds per game	34.4	32.4	* 02/11/17	at Western Carolina	w 76-68	1971
Rebounding margin	+2.0	-	* 02/15/17	WOFFORD	w 74-55	2448
ASSISTS	191	186				
Assists per game	13.6	13.3				
TURNOVERS	205	176				
Turnovers per game	14.6	12.6				
Turnover margin	-2.1	-				
Assist/turnover ratio	0.9	1.1				
STEALS	84	85				
Steals per game	6.0	6.1				
BLOCKS	55	28				
Blocks per game	3.9	2.0				
ATTENDANCE	15862	15561				
Home games-Avg/Game	7-2266	7-2223				
Neutral site-Avg/Game	-	0-0				

* = Conference game

Score by Periods	1st	2nd	Totals
UNCG	500	569	1069
Opponents	463	576	1039



2016-17 UNCG Men's BASKETBALL



2016-17 UNCG Men's Basketball UNCG Team Game-by-Game (as of Feb 17, 2017) All games

TEAM STATISTICS

Opponent	Date	Score		Total		3-Pointers		Free throws		Rebounds				pf	a	t/o	blk	stl	pts	avg
				fg-fga	pct	3fg-fga	pct	ft-fa	pct	off	def	tot	avg							
VIRGINIA	11/11/16	51-76	L	17-46	.370	7-21	.333	10-13	.769	7	14	21	21.0	15	7	13	1	6	51	51.0
PRESBYTERIAN	11/14/16	61-42	W	22-67	.328	10-30	.333	7-14	.500	26	21	47	34.0	15	15	14	1	15	61	56.0
at High Point	11/18/16	57-63	L	22-61	.361	10-28	.357	3-6	.500	15	25	40	36.0	18	8	15	2	5	57	56.3
vs North Dakota State	11/19/16	65-54	W	23-55	.418	9-22	.409	10-13	.769	9	20	29	34.2	14	12	9	2	9	65	58.5
vs Navy	11/20/16	72-59	W	31-53	.585	8-21	.381	2-3	.667	10	16	26	32.6	19	20	14	4	7	72	61.2
BELMONT ABBEY	11/25/16	90-54	W	37-73	.507	11-35	.314	5-12	.417	19	25	44	34.5	19	27	12	3	15	90	66.0
NORTH CAROLINA A&T	11/29/16	86-66	W	31-69	.449	13-31	.419	11-12	.917	11	26	37	34.9	21	23	12	9	7	86	68.9
LIBERTY	12/03/16	72-65	W	21-50	.420	5-17	.294	25-36	.694	9	28	37	35.1	22	7	14	1	9	72	69.2
MARS HILL	12/05/16	108-56	W	37-59	.627	18-27	.667	16-21	.762	7	29	36	35.2	22	25	17	4	17	108	73.6
WAKE FOREST	12/09/16	75-78	L	25-56	.446	8-22	.364	17-23	.739	13	18	31	34.8	20	9	15	3	7	75	73.7
SOUTHERN WESLEYAN	12/14/16	96-61	W	37-62	.597	13-27	.481	9-13	.692	10	28	38	35.1	13	28	13	6	7	96	75.7
at AVL	12/19/16	75-73	W	30-60	.500	10-20	.500	5-12	.417	13	26	39	35.4	17	20	15	3	7	75	75.7
at Georgetown	12/22/16	56-78	L	22-72	.306	3-14	.214	9-15	.600	21	23	44	36.1	22	12	14	4	7	56	74.2
at The Citadel	12/28/16	95-87	W	34-59	.576	11-19	.579	16-27	.593	9	42	51	37.1	27	22	28	4	8	95	75.6
SAMFORD	12/31/16	62-73	L	22-58	.379	6-26	.231	12-14	.857	12	23	35	37.0	25	13	15	1	7	62	74.7
CHATTANOOGA	01/02/17	73-68	W	26-59	.441	7-19	.368	14-17	.824	11	21	32	36.7	17	12	9	4	4	73	74.6
WESTERN CAROLINA	01/07/17	76-57	W	28-49	.571	8-21	.381	12-17	.706	9	27	36	36.6	17	13	18	8	7	76	74.7
at ETSU	01/12/17	83-79	W	26-52	.500	13-20	.650	18-22	.818	8	23	31	36.3	22	10	17	3	5	83	75.2
at VMI	01/14/17	91-82	W	32-54	.593	9-17	.529	18-24	.750	8	21	29	35.9	15	15	13	2	6	91	76.0
MERCER	01/19/17	68-66	W	23-53	.434	8-22	.364	14-22	.636	10	24	34	35.8	20	11	12	3	7	68	75.6
THE CITADEL	01/21/17	81-72	W	27-65	.415	7-27	.259	20-28	.714	21	30	51	36.6	20	18	17	2	5	81	75.9
at Wofford	01/25/17	74-93	L	25-53	.472	5-16	.313	19-21	.905	7	22	29	36.2	19	8	13	0	3	74	75.8
FURMAN	01/28/17	67-73	L	23-51	.451	7-21	.333	14-14	1.000	7	21	28	35.9	15	12	16	3	4	67	75.4
at Chattanooga	02/02/17	68-91	L	25-57	.439	3-13	.231	15-20	.750	13	17	30	35.6	13	12	15	9	7	68	75.1
at Samford	02/04/17	81-75	W	29-59	.492	9-30	.300	14-21	.667	11	24	35	35.6	22	19	10	5	10	81	75.3
at Western Carolina	02/11/17	76-68	W	27-56	.482	12-22	.545	10-15	.667	7	24	31	35.4	12	13	13	7	6	76	75.3
WOFFORD	02/15/17	74-55	W	28-52	.538	7-19	.368	11-12	.917	1	29	30	35.2	22	13	9	4	5	74	75.3
UNCG		2033		730-1560	.468	237-607	.390	336-467	.719	304	647	951	35.2	503	404	382	98	202	2033	75.3
Opponents		1864		637-1486	.429	201-555	.362	389-527	.738	280	573	853	31.6	466	340	392	72	185	1864	69.0

Games played: 27
Points/game: 75.3
FG Pct: 46.8
3FG Pct: 39.0
FT Pct: 71.9

Rebounds/game: 35.2
Assists/game: 15.0
Turnovers/game: 14.1
Assist/turnover ratio: 1.1
Steals/game: 7.5
Blocks/game: 3.6



2016-17 UNCG Men's BASKETBALL



2016-17 UNCG Men's Basketball UNCG Opponent Game-by-Game (as of Feb 17, 2017) All games

OPPONENT STATISTICS

Opponent	Date	Score		Total		3-Pointers		Free throws		Rebounds				pf	a	t/o	blk	stl	pts	avg
				fg-fga	pct	3fg-fga	pct	ft-fa	pct	off	def	tot	avg							
VIRGINIA	11/11/16	51-76	L	26-50	.520	8-16	.500	16-18	.889	11	24	35	35.0	17	13	11	1	8	76	76.0
PRESBYTERIAN	11/14/16	61-42	W	13-39	.333	5-16	.313	11-14	.786	7	21	28	31.5	12	6	23	3	9	42	59.0
at High Point	11/18/16	57-63	L	23-49	.469	7-16	.438	10-15	.667	5	26	31	31.3	14	13	11	8	11	63	60.3
vs North Dakota State	11/19/16	65-54	W	20-40	.500	9-18	.500	5-8	.625	2	25	27	30.3	13	14	20	4	6	54	58.8
vs Navy	11/20/16	72-59	W	21-48	.438	5-19	.263	12-14	.857	11	12	23	28.8	11	11	13	0	7	59	58.8
BELMONT ABBEY	11/25/16	90-54	W	15-46	.326	6-23	.261	18-21	.857	6	16	22	27.7	12	7	21	2	5	54	58.0
NORTH CAROLINA A&T	11/29/16	86-66	W	25-61	.410	2-14	.143	14-25	.560	14	23	37	29.0	16	8	17	1	11	66	59.1
LIBERTY	12/03/16	72-65	W	21-52	.404	8-27	.296	15-23	.652	9	24	33	29.5	28	12	17	4	5	65	59.9
MARS HILL	12/05/16	108-56	W	19-56	.339	7-23	.304	11-18	.611	13	18	31	29.7	20	12	26	2	7	56	59.4
WAKE FOREST	12/09/16	75-78	L	26-52	.500	8-18	.444	18-25	.720	10	21	31	29.8	24	13	15	3	11	78	61.3
SOUTHERN WESLEYAN	12/14/16	96-61	W	24-59	.407	6-16	.375	7-14	.500	12	16	28	29.6	13	7	18	4	8	61	61.3
at AVL	12/19/16	75-73	W	27-62	.435	10-25	.400	9-13	.692	13	21	34	30.0	13	15	11	2	7	73	62.2
at Georgetown	12/22/16	56-78	L	27-53	.509	9-17	.529	15-21	.714	8	31	39	30.7	18	23	13	10	5	78	63.5
at The Citadel	12/28/16	95-87	W	25-76	.329	10-34	.294	27-36	.750	15	21	36	31.1	23	11	12	2	9	87	65.1
SAMFORD	12/31/16	62-73	L	21-46	.457	10-22	.455	21-29	.724	6	23	29	30.9	18	12	13	3	8	73	65.7
CHATTANOOGA	01/02/17	73-68	W	23-59	.390	4-18	.222	18-20	.900	13	23	36	31.3	16	8	12	5	6	68	65.8
WESTERN CAROLINA	01/07/17	76-57	W	22-64	.344	4-13	.308	9-16	.563	18	14	32	31.3	15	7	13	0	6	57	65.3
at ETSU	01/12/17	83-79	W	25-51	.490	8-18	.444	21-26	.808	7	22	29	31.2	19	12	16	4	9	79	66.1
at VMI	01/14/17	91-82	W	31-66	.470	12-31	.387	8-15	.533	17	17	34	31.3	22	19	14	4	5	82	66.9
MERCER	01/19/17	68-66	W	22-50	.440	6-18	.333	16-22	.727	7	27	34	31.5	20	13	12	0	1	66	66.8
THE CITADEL	01/21/17	81-72	W	22-57	.386	10-32	.313	18-21	.857	7	17	24	31.1	26	12	14	1	7	72	67.1
at Wofford	01/25/17	74-93	L	34-62	.548	11-25	.440	14-16	.875	8	22	30	31.0	17	24	7	2	2	93	68.3
FURMAN	01/28/17	67-73	L	26-55	.473	8-25	.320	13-15	.867	9	21	30	31.0	13	11	13	1	9	73	68.5
at Chattanooga	02/02/17	68-91	L	35-63	.556	11-20	.550	10-13	.769	14	21	35	31.2	21	21	16	2	7	91	69.4
at Samford	02/04/17	81-75	W	20-50	.400	7-15	.467	28-33	.848	9	23	32	31.2	20	15	11	2	4	75	69.6
at Western Carolina	02/11/17	76-68	W	28-68	.412	3-14	.214	9-12	.750	17	23	40	31.5	13	8	11	2	7	68	69.6
WOFFORD	02/15/17	74-55	W	16-52	.308	7-22	.318	16-24	.667	12	21	33	31.6	12	13	12	0	5	55	69.0
Opponents		1864		637-1486	.429	201-555	.362	389-527	.738	280	573	853	31.6	466	340	392	72	185	1864	69.0
UNCG		2033		730-1560	.468	237-607	.390	336-467	.719	304	647	951	35.2	503	404	382	98	202	2033	75.3

Games played: 27
Points/game: 69.0
FG Pct: 42.9
3FG Pct: 36.2
FT Pct: 73.8

Rebounds/game: 31.6
Assists/game: 12.6
Turnovers/game: 14.5
Assist/turnover ratio: 0.9
Steals/game: 6.9
Blocks/game: 2.7



2016-17 UNCG MEN'S BASKETBALL



#7 VIRGINIA 76, UNCG 51

Virginia 76 - 1-0

#	Player	Total			3-Ptr			Rebounds			PF	TP	A	TO	Blk	Stl	Min
		FG-FGA	FT-FTA	FT-FTA	FG-FGA	FT-FTA	Off	Def	Tot								
21	Isaiah Wilkins	f	4-7	1-1	1-1	3	6	9	1	7	2	0	0	0	0	29	
33	Jack Salt	c	2-4	0-0	3-4	3	1	4	2	7	3	1	1	0	0	27	
00	Devon Hall	g	1-5	1-3	2-2	0	4	4	2	5	0	0	0	0	2	23	
32	London Perrantes	g	4-8	2-4	0-0	0	3	3	1	0	3	1	0	0	0	26	
51	Darius Thompson	g	4-6	3-4	1-2	0	1	1	2	12	1	1	0	1	0	23	
02	Justice Bartley	g	0-1	0-1	0-0	0	2	2	0	0	0	0	0	0	0	2	
04	Marial Shayok	g	5-8	0-1	5-5	0	1	1	1	15	0	0	0	0	0	20	
05	Kyle Guy	g	3-5	1-1	0-0	0	1	1	3	7	3	0	0	0	2	19	
10	Trevon Gross Jr.	g	0-1	0-1	0-0	0	0	0	1	0	0	0	0	0	0	2	
11	Ty Jerome	g	0-0	0-0	2-2	0	3	3	2	2	0	2	0	0	0	9	
24	Jeff Jones	g	0-0	0-0	0-0	1	0	1	0	0	0	1	0	0	0	2	
31	Jarred Reuter	g	3-5	0-0	2-2	4	2	6	2	8	1	5	0	0	0	18	
	Team					0	0	0									
	Totals		26-50	8-16	16-18	11	24	35	17	76	13	11	1	8	200		

FG % 1st Half: 15-28 53.6% 2nd half: 11-22 50.0% Game: 26-50 52.0% Deadball Rebounds 1
 3FG % 1st Half: 6-10 60.0% 2nd half: 2-6 33.3% Game: 8-16 50.0%
 FT % 1st Half: 6-8 75.0% 2nd half: 10-10 100.0% Game: 16-18 88.9%

UNCG 51 - 0-1

#	Player	Total			3-Ptr			Rebounds			PF	TP	A	TO	Blk	Stl	Min
		FG-FGA	FT-FTA	FT-FTA	FG-FGA	FT-FTA	Off	Def	Tot								
01	Marvin Smith	f	4-8	2-6	0-0	1	3	4	3	10	1	2	0	0	0	30	
32	Jordy Kuiper	f	3-8	1-5	0-1	2	1	3	1	7	0	1	0	1	0	26	
33	RJ White	c	3-5	1-2	0-0	1	3	4	3	7	0	2	1	1	0	27	
10	Francis Alonso	g	3-10	2-4	6-6	0	0	0	2	14	0	3	0	2	0	32	
20	Diante Baldwin	g	2-9	1-1	2-2	2	3	5	3	7	4	2	0	2	0	30	
02	Malik Massey	g	2-6	0-3	2-4	0	1	1	2	6	1	0	0	0	0	23	
03	Jelani Mofford	g	0-0	0-0	0-0	0	0	0	0	0	0	0	0	0	0	2	
04	Taqi Muhammad	g	0-0	0-0	0-0	0	0	0	0	0	0	1	0	0	0	6	
14	Kyrin Galloway	g	0-0	0-0	0-0	0	2	2	1	0	1	0	0	0	0	11	
15	Garrett Collins	g	0-0	0-0	0-0	0	0	0	0	0	0	0	0	0	0	2	
25	Lloyd Burgess	g	0-0	0-0	0-0	1	1	2	0	0	0	0	0	0	0	11	
	Team					0	0	0									
	Totals		17-46	7-21	10-13	7	14	21	15	51	7	13	1	6	200		

FG % 1st Half: 7-22 31.8% 2nd half: 10-24 41.7% Game: 17-46 37.0% Deadball Rebounds 1
 3FG % 1st Half: 3-9 33.3% 2nd half: 4-12 33.3% Game: 7-21 33.3%
 FT % 1st Half: 0-0 0.0% 2nd half: 10-13 76.9% Game: 10-13 76.9%

Officials: Antoine Dawkins, Alan Spainhour, Danny Stryfeler
 Technical fouls: Virginia-None. UNCG-None.
 Attendance: 5513
 2016-17 Season Opener

Score by periods	1st	2nd	Total
Virginia	42	34	76
UNCG	17	34	51

Points	In	Off	2nd	Fast	Bench
VA	28	21	13	12	32
UNCG	18	12	9	4	6

Last FG - VA 2nd-03.03, UNCG 2nd-00.16.
 Largest lead - VA by 31 2nd-17.01, UNCG None.
 VA led for 39:06. UNCG led for 00:00. Game was tied for 00:54.

Score tied - 0 times.
 Lead changed - 0 times.

UNCG 61, PRESBYTERIAN 42

Presbyterian 42 - 1-1

#	Player	Total			3-Ptr			Rebounds			PF	TP	A	TO	Blk	Stl	Min
		FG-FGA	FT-FTA	FT-FTA	FG-FGA	FT-FTA	Off	Def	Tot								
35	VENABLE, Austin	c	0-0	0-0	0-0	0	3	3	4	0	0	1	1	1	1	16	
05	BELL, Davon	g	3-7	1-3	2-2	0	3	3	0	9	2	3	0	0	0	24	
14	DILLARD, Reggie	g	0-2	0-2	0-0	0	0	0	0	0	0	3	1	1	1	25	
21	MILLNER, JoVontae	g	3-10	2-5	0-1	2	4	6	3	8	0	3	0	0	0	25	
25	YOUNGER, J.C.	g	1-5	0-1	4-5	2	2	4	2	6	1	4	0	0	0	29	
00	WITHERS, Jaron	g	1-2	0-0	0-0	0	1	1	1	2	1	3	1	1	1	11	
01	MOORE, Darius	g	2-3	1-2	2-2	0	0	0	1	7	1	2	0	1	1	16	
04	McGREGOR, Myles	g	0-0	0-0	0-0	0	0	0	0	0	0	0	0	0	0	1	
11	TETE, Armel	g	0-0	0-0	0-0	0	0	0	0	0	0	0	0	0	0	1	
23	ARROYO, Ruben	g	0-3	0-0	0-0	0	2	2	0	0	0	1	0	0	0	13	
24	ADAMS, Will	g	3-5	1-3	0-0	0	1	1	1	7	0	1	0	3	17		
34	DREW, Ed	g	0-2	0-0	3-4	3	3	6	0	3	1	1	0	2	23		
	Team					0	2	2									
	Totals		13-39	5-16	11-14	7	21	28	12	42	6	23	3	9	201		

FG % 1st Half: 5-18 27.8% 2nd half: 8-21 38.1% Game: 13-39 33.3% Deadball Rebounds 1.1
 3FG % 1st Half: 2-7 28.6% 2nd half: 3-9 33.3% Game: 5-16 31.3%
 FT % 1st Half: 3-4 75.0% 2nd half: 8-10 80.0% Game: 11-14 78.6%

UNCG 61 - 1-1

#	Player	Total			3-Ptr			Rebounds			PF	TP	A	TO	Blk	Stl	Min
		FG-FGA	FT-FTA	FT-FTA	FG-FGA	FT-FTA	Off	Def	Tot								
01	Marvin Smith	f	5-14	2-7	2-2	5	6	11	2	14	0	3	0	2	0	23	
32	Jordy Kuiper	f	2-7	0-1	1-4	5	1	6	2	5	2	0	0	1	0	23	
33	RJ White	c	3-8	1-2	2-4	2	4	6	4	9	2	0	0	1	0	27	
10	Francis Alonso	g	2-7	1-6	0-0	0	3	3	1	5	3	2	0	1	0	27	
20	Diante Baldwin	g	4-11	2-5	1-2	0	2	2	2	11	4	3	0	5	35		
02	Malik Massey	g	2-5	2-3	0-0	0	1	1	0	6	0	1	0	1	0	19	
03	Jelani Mofford	g	0-0	0-0	0-0	0	0	0	0	0	0	0	0	0	0	1	
11	Demetrius Troy	g	3-10	2-6	0-0	4	0	4	3	8	3	3	0	2	18		
21	James Dickey	g	1-5	0-0	1-2	7	3	10	1	3	1	2	1	2	22		
25	Lloyd Burgess	g	0-0	0-0	0-0	0	0	0	0	0	0	0	0	0	0	4	
	Team					3	1	4									
	Totals		22-67	10-30	7-14	26	21	47	15	61	15	14	1	15	199		

FG % 1st Half: 12-34 35.3% 2nd half: 10-33 30.3% Game: 22-67 32.8% Deadball Rebounds 4
 3FG % 1st Half: 3-16 18.8% 2nd half: 7-14 50.0% Game: 10-30 33.3%
 FT % 1st Half: 2-6 33.3% 2nd half: 5-8 62.5% Game: 7-14 50.0%

Officials: Rick Hartzell, Chris King, JW Lucas
 Technical fouls: Presbyterian-None. UNCG-None.
 Attendance: 1689

Score by periods	1st	2nd	Total
Presbyterian	15	27	42
UNCG	29	32	61

Points	In	Off	2nd	Fast	Bench
PC	16	14	6	8	19
UNCG	24	18	23	6	17

Last FG - PC 2nd-00.44, UNCG 2nd-00.57.
 Largest lead - PC None. UNCG by 25 2nd-11.52.
 PC led for 00:00. UNCG led for 38:31. Game was tied for 01:03.

Score tied - 0 times.
 Lead changed - 0 times.

HIGH POINT 63, UNCG 57

UNCG 57 - 1-2

#	Player	Total			3-Ptr			Rebounds			PF	TP	A	TO	Blk	Stl	Min
		FG-FGA	FT-FTA	FT-FTA	FG-FGA	FT-FTA	Off	Def	Tot								
01	Marvin Smith	f	3-10	2-8	0-0	3	2	5	4	8	2	1	0	1	0	27	
32	Jordy Kuiper	f	2-3	1-1	0-0	2	4	6	3	5	1	0	0	1	0	23	
33	RJ White	c	3-7	0-1	0-0	1	5	6	2	6	0	3	0	1	0	19	
10	Francis Alonso	g	4-13	2-8	1-2	0	0	0	3	11	1	4	0	1	31		
20	Diante Baldwin	g	7-15	3-6	2-4	1	5	6	2	19	2	2	0	0	0	35	
02	Malik Massey	g	0-1	0-0	0-0	0	1	1	0	0	1	1	0	1	0	13	
11	Demetrius Troy	g	2-8	2-4	0-0	1	0	1	1	6	1	1	0	0	0	18	
14	Kyrin Galloway	g	0-0	0-0	0-0	0	2	2	0	0	0	0	0	0	0	2	
21	James Dickey	g	1-3	0-0	0-0	3	5	8	2	2	0	2	2	0	0	24	
25	Lloyd Burgess	g	0-1	0-0	0-0	0	0	0	1	0	0	1	0	0	0	8	
	Team					4	1	5									
	Totals		22-61	10-28	3-6	15	25	40	18	57	8	15	2	5	200		

FG % 1st Half: 8-30 26.7% 2nd half: 14-31 45.2% Game: 22-61 36.1% Deadball Rebounds 1
 3FG % 1st Half: 5-12 41.7% 2nd half: 5-16 31.3% Game: 10-28 35.7%
 FT % 1st Half: 2-4 50.0% 2nd half: 1-2 50.0% Game: 3-6 50.0%

High Point 63 - 2-1

#	Player	Total			3-Ptr			Rebounds			PF	TP	A	TO	Blk	Stl	Min
		FG-FGA	FT-FTA	FT-FTA	FG-FGA	FT-FTA	Off	Def	Tot								
25	MADISON, Ricky	f	0-3	0-1	0-0	2	6	8	4	0	1	2	0	0	0	25	
33	BOWMAN JR, Miles	f	5-9	1-1	1-1	0	7	7	1	12	2	2	1	2	0	32	
03	WRIGHT, Jamal	g	3-3	1-1	4-8	0	1	1	2	11	6	2	0	2	0	30	
22	FOX, Andre	g	7-12	1-4	5-5	2	4	6	0	20	0	4	3	4	35		
24	LINDAUER, Anthony	g	3-7	2-4	0-0	0	2	2	4	8	4	1	0	1	0	20	
02	WHITE, Austin	g	1-5	1-2	0-0	0	0	0	1	3							



2016-17 UNCG MEN'S BASKETBALL



UNCG 72, NAVY 59

Navy 59 - 1-4

#	Player	Total			3-Ptr			Rebounds			PF	TP	A	TO	Blk	Stl	Min
		FG-FGA	FG-FGA	FT-FTA	FG-FGA	FG-FGA	FT-FTA	Off	Def	Tot							
01	Lacey, Tom	f	0-3	0-0	2-2	1	0	1	2	2	0	0	0	0	0	25	
04	Wieck, Evan	f	1-2	0-0	0-0	2	2	4	1	2	0	0	0	0	0	12	
02	Abdullah, Hasan	g	1-3	0-2	2-2	1	2	3	2	4	4	4	0	0	6	23	
05	Pearson, Ryan	g	0-3	0-2	0-0	0	1	1	1	0	0	1	0	1	0	16	
20	Anderson, Shawn	g	6-11	0-2	7-8	2	4	6	0	19	2	2	0	0	0	26	
00	Fox, Nourse	f	1-4	1-4	0-0	0	0	0	0	3	3	0	0	0	0	16	
12	Fong, Zach	f	1-5	0-3	0-0	1	1	2	0	2	1	0	0	0	0	7	
14	Dulin, Bryce	f	4-7	2-3	1-2	1	0	1	0	11	0	1	0	0	0	24	
21	Kiernan, George	g	3-4	2-3	0-0	0	1	1	3	8	0	1	0	0	0	20	
22	Vermeer, Grant	f	1-1	0-0	0-0	1	0	1	0	2	0	0	0	0	0	2	
23	Lewis, Mo	f	1-2	0-0	0-0	0	0	0	0	2	0	0	0	0	0	3	
30	McClure, Kyran	f	0-0	0-0	0-0	0	0	0	0	0	1	0	0	0	0	3	
32	Hemphill, James	f	1-1	0-0	0-0	1	1	2	2	2	0	2	0	0	0	10	
33	Alade, Edward	f	0-1	0-0	0-0	0	0	0	0	0	0	0	0	0	0	10	
42	Butler, James	f	1-1	0-0	0-0	0	0	0	0	2	0	0	0	0	0	3	
	Team					1	0	1									
	Totals		21-48	5-19	12-14	11	12	23	11	59	11	13	0	7	200		

FG % 1st Half: 9-28 32.1% 2nd half: 12-20 60.0% Game: 21-48 43.8%
 3FG % 1st Half: 2-12 16.7% 2nd half: 3-7 42.9% Game: 5-19 26.3%
 FT % 1st Half: 6-8 75.0% 2nd half: 6-6 100.0% Game: 12-14 85.7%

Deadball Rebounds: 2

UNCG 72 - 3-2

#	Player	Total			3-Ptr			Rebounds			PF	TP	A	TO	Blk	Stl	Min
		FG-FGA	FG-FGA	FT-FTA	FG-FGA	FG-FGA	FT-FTA	Off	Def	Tot							
01	Marvin Smith	f	3-8	2-5	0-0	2	3	5	3	8	2	2	0	2	26		
32	Jordy Kuiper	f	3-4	0-1	1-2	3	3	6	2	7	1	2	1	1	18		
33	RJ White	c	5-7	0-0	1-1	1	1	2	2	11	2	2	1	1	31		
10	Francis Alonso	g	1-6	1-5	0-0	0	0	0	3	2	1	0	0	0	24		
20	Diante Baldwin	g	6-8	1-3	0-0	1	3	4	2	13	3	3	0	1	33		
02	Malik Massey	g	3-3	1-1	0-0	0	2	2	7	1	1	0	0	0	14		
04	Taqqi Muhammad	f	0-0	0-0	0-0	0	0	0	0	0	0	0	0	0	2		
11	Demetrius Troy	g	6-8	3-5	0-0	0	1	1	2	15	6	2	0	2	25		
15	Garrett Collins	f	0-1	0-1	0-0	0	0	0	0	0	0	0	0	0	2		
21	James Dickey	f	4-6	0-0	0-0	1	1	2	0	8	3	1	2	1	23		
25	Lloyd Burgess	f	0-2	0-0	0-0	2	0	2	1	0	0	0	0	0	2		
	Team					0	2	2									
	Totals		31-53	8-21	2-3	10	16	26	19	72	20	14	4	7	200		

FG % 1st Half: 14-27 51.9% 2nd half: 17-26 65.4% Game: 31-53 58.5%
 3FG % 1st Half: 3-12 25.0% 2nd half: 5-9 55.6% Game: 8-21 38.1%
 FT % 1st Half: 1-1 100.0% 2nd half: 1-2 50.0% Game: 2-3 66.7%

Deadball Rebounds: 1

Officials: Isaac Barnett, Sean Casady, Mike Millone
 Technical fouls: Navy-None. UNCG-None.
 Attendance: UNCG #10 fouled out at 3:35 of the second half

Score by periods	1st	2nd	Total
Navy	26	33	59
UNCG	32	40	72

	In	Off	2nd	Fast	Bench
Points	26	14	14	4	32
NAVY	36	18	8	4	30
UNCG					

Last FG - NAVY 2nd-00:17, UNCG 2nd-00:40.
 Largest lead - NAVY None, UNCG by 21 2nd-05:15.
 NAVY led for 00:00, UNCG led for 36:30. Game was tied for 03:30.

Score tied - 3 times.
 Lead changed - 0 times.

UNCG 90, BELMONT ABBEY 54

Belmont Abbey 54 - 3-3

#	Player	Total			3-Ptr			Rebounds			PF	TP	A	TO	Blk	Stl	Min
		FG-FGA	FG-FGA	FT-FTA	FG-FGA	FG-FGA	FT-FTA	Off	Def	Tot							
20	Troy Henderson	f	3-8	1-5	0-0	1	2	3	0	7	1	0	0	0	0	18	
23	Deion Lane	f	1-8	0-2	2-2	2	1	3	1	4	2	5	1	1	0	22	
34	Tyler Horn	c	0-1	0-0	2-2	1	2	3	2	2	1	1	1	0	0	26	
03	Drexler Clark	g	1-8	0-4	2-2	0	1	1	2	4	1	5	0	1	0	23	
15	Jacob Wilson	g	4-6	3-4	0-0	0	2	2	1	11	0	2	0	1	0	33	
00	Daniel Spencer	f	2-3	0-1	4-5	0	2	2	1	8	0	1	0	0	0	9	
04	Ben Ferguson	f	1-3	1-3	0-0	0	1	1	2	3	0	2	0	1	0	13	
05	Nick Meyers	f	0-1	0-1	4-6	0	1	1	2	4	0	0	0	0	0	19	
10	Gunnar Hardarson	f	1-3	1-3	0-0	0	0	0	0	3	0	0	0	0	0	16	
20	Aidan Richard	f	1-3	0-0	2-2	1	0	1	0	4	1	2	0	0	0	10	
32	Kendall Ratliff	f	1-2	0-0	2-2	1	2	3	1	4	1	2	0	0	1	11	
	Team					0	2	2									
	Totals		15-46	6-23	18-21	6	16	22	12	54	7	21	2	5	200		

FG % 1st Half: 7-23 30.4% 2nd half: 8-23 34.8% Game: 15-46 32.6%
 3FG % 1st Half: 4-11 36.4% 2nd half: 2-12 16.7% Game: 6-23 26.1%
 FT % 1st Half: 6-6 100.0% 2nd half: 12-15 80.0% Game: 18-21 85.7%

Deadball Rebounds: 3.3

UNCG 90 - 4-2

#	Player	Total			3-Ptr			Rebounds			PF	TP	A	TO	Blk	Stl	Min
		FG-FGA	FG-FGA	FT-FTA	FG-FGA	FG-FGA	FT-FTA	Off	Def	Tot							
01	Marvin Smith	f	4-10	2-7	1-2	1	2	3	2	11	3	0	1	1	14		
32	Jordy Kuiper	f	5-7	1-2	0-0	2	2	4	1	11	1	1	0	1	15		
33	RJ White	c	4-4	0-0	0-0	2	5	7	3	8	1	1	0	1	15		
10	Francis Alonso	g	5-7	5-7	2-3	0	0	0	1	17	3	1	0	2	20		
20	Diante Baldwin	g	5-9	0-3	0-0	2	1	3	1	10	5	0	0	3	19		
02	Malik Massey	g	2-7	0-3	0-0	1	0	1	2	4	2	2	0	1	28		
04	Taqqi Muhammad	f	1-2	0-1	0-1	1	1	2	0	2	1	0	0	1	6		
11	Demetrius Troy	g	2-8	2-6	0-0	2	2	2	1	6	8	2	0	3	25		
14	Kyrin Galloway	f	3-5	0-0	0-0	2	5	7	2	6	1	1	1	2	15		
15	Garrett Collins	f	1-6	1-6	0-0	0	1	1	2	3	0	1	0	0	11		
21	James Dickey	f	4-7	0-0	0-0	5	2	7	1	8	0	1	1	0	18		
25	Lloyd Burgess	f	1-1	0-0	2-4	3	1	4	3	4	2	2	0	0	14		
	Team					0	3	3									
	Totals		37-73	11-35	5-12	19	25	44	19	90	27	12	3	15	200		

FG % 1st Half: 18-36 50.0% 2nd half: 19-37 51.4% Game: 37-73 50.7%
 3FG % 1st Half: 4-11 36.4% 2nd half: 4-17 23.5% Game: 11-35 31.4%
 FT % 1st Half: 1-2 50.0% 2nd half: 4-10 40.0% Game: 5-12 41.7%

Deadball Rebounds: 5

Officials: Grant Today, Chris Balunek & James Redd Jr.
 Technical fouls: Belmont Abbey-None. UNCG-None.
 Attendance: 1459
 HPU Classic

Score by periods	1st	2nd	Total
Belmont Abbey	24	30	54
UNCG	44	46	90

	In	Off	2nd	Fast	Bench
Points	12	11	7	2	26
BAC	52	28	25	24	33
UNCG					

Last FG - BAC 2nd-00:56, UNCG 2nd-01:12.
 Largest lead - BAC None, UNCG by 46 2nd-06:59.
 BAC led for 00:00, UNCG led for 38:43. Game was tied for 01:03.

Score tied - 1 time.
 Lead changed - 0 times.

UNCG 86, N.C. A&T 66

North Carolina A&T 66 - 1-5

#	Player	Total			3-Ptr			Rebounds			PF	TP	A	TO	Blk	Stl	Min
		FG-FGA	FG-FGA	FT-FTA	FG-FGA	FG-FGA	FT-FTA	Off	Def	Tot							
00	MCGOWENS, Davaris	f	9-13	0-0	1-5	3	7	10	4	19	0	0	0	2	30		
32	SCALES, Aaron	f	0-0	0-0	0-0	0	4	4	3	0	0	4	1	1	23		
02	HUNT, Sam	f	2-9	2-7	1-2	0	0	0	2	7	2	3	0	0	0	36	
14	PRATT, Raymon	g	5-11	0-2	5-5	0	3	3	0	15	1	2	0	0	0	33	
30	GONZALEZ, Eliel	g	4-9	0-1	1-5	3	2	5	1	9	1	3	0	0	0	19	
04	REESE, Nick	f	0-2	0-0	0-0	2	2	4	3	0	3	0	0	0	0	9	
05	MULLINS, Joshua	f	0-0	0-0	0-0	0	0	0	0	0	0	0	0	0	0	2	
10	WHITAKER, James	f	2-9	0-3	2-3	1	1	2	1	6	0	1	0	0	0	17	
12	JONES, Martin II	f	0-1	0-1	0-0	0	0	0	0	0	0	0	0	0	0	2	
13	WILLIAMS, Austin	f	2-2	0-0	0-1	1	1	2	0	4	1	2	0	0	0	12	
15	HAMILTON, Amari	f	0-3	0-0	4-4	0	2	2	1	4	0	2	0	2	14		
35	OWONA, Mike	f	1-2	0-0	0-0	1	0	1	1	2	0	0	0	0	0	3	
	Team					3	1	4									
	Totals		25-61	2-14	14-25	14	23	37	16	66	8	17	1	11	200		

FG % 1st Half: 8-31 25.8% 2nd half: 17-30 56.7% Game: 25-61 41.0%
 3FG % 1st Half: 0-6 0.0% 2nd half: 2-8 25.0% Game: 2-14 14.3%
 FT % 1st Half: 2-11 18.2% 2nd half: 12-14 85.7% Game: 14-25 56.0%

Deadball Rebounds: 7.3

UNCG 86 - 5-2

#	Player	Total			3-Ptr			Rebounds			PF	TP	A	TO	Blk	Stl	Min
		FG-FGA	FG-FGA	FT-FTA	FG-FGA	FG-FGA	FT-FTA	Off	Def	Tot							
01	Marvin Smith	f	0-8	0-6	0-0												



2016-17 UNCG MEN'S BASKETBALL



UNCG 108, MARS HILL 56

Mars Hill 56 - 3-4

#	Player	Total			Rebounds			PF	TP	A	TO	Blk	Stl	Min	
		FG-FGA	3-Ptr	FT-FTA	Off	Def	Tot								
03	Bennett Wilson	1	0-2	0-0	2-2	0	0	0	1	2	1	6	0	0	21
35	Brandon Watkins	f	1-6	0-1	0-0	0	1	1	2	2	0	0	0	0	17
15	Valentin Bauer	f	0-3	0-2	0-0	2	0	2	3	0	1	4	5	0	26
23	Vernon Jackson	g	3-7	0-1	0-0	2	0	2	3	6	0	4	0	0	14
24	Cody Hylton	g	0-2	0-2	0-0	0	1	1	1	0	0	0	0	0	10
00	Andrew Barber		2-2	1-1	0-0	1	0	1	0	5	0	0	0	0	2
01	Keegan Noble		0-2	0-0	0-0	0	0	0	1	0	1	0	0	0	5
02	Collin Hartman		1-2	0-1	0-0	2	0	2	2	2	0	0	0	0	12
04	Justin Hartford		2-8	0-3	0-1	0	3	3	1	8	2	3	1	3	8
10	Dotson Griffin		0-3	0-0	0-0	2	3	5	1	0	0	1	0	0	10
11	Makyle Wilkerson		0-1	0-0	0-0	2	0	2	1	0	1	1	0	0	11
12	Luke Van-Rijn		5-8	4-6	0-0	1	5	6	0	14	0	1	0	1	15
13	Indiana Rotondo		2-4	2-4	0-0	0	0	0	0	6	0	0	0	0	11
14	Tavon Trimble		3-4	0-0	2-5	0	0	0	1	8	2	3	1	3	8
15	Charles Moore		0-2	0-2	3-4	0	0	0	2	3	1	1	0	0	11
20	Grant Clarke		0-0	0-0	4-6	0	2	2	1	4	0	0	0	1	7
44	Manny Polston		0-0	0-0	0-0	0	1	1	2	0	1	1	0	0	9
	Team					1	2	3							
	Totals		19-56	7-23	11-18	13	18	31	20	56	12	26	2	7	200

FG % 1st Half: 8-24 33.3% 2nd half: 11-32 34.4% Game: 19-56 33.9% Deadball Rebounds 2.1
 3FG % 1st Half: 1-5 20.0% 2nd half: 6-18 33.3% Game: 7-23 30.4%
 FT % 1st Half: 8-13 61.5% 2nd half: 9-5 80.0% Game: 11-18 61.1%

UNCG 108 - 7-2

#	Player	Total			Rebounds			PF	TP	A	TO	Blk	Stl	Min	
		FG-FGA	3-Ptr	FT-FTA	Off	Def	Tot								
01	Marvin Smith	f	9-10	5-6	0-0	1	1	2	3	23	0	2	0	3	20
32	Jordy Kuiper	f	2-2	0-0	2-2	2	2	4	0	6	1	1	0	0	14
33	RJ White	c	2-5	0-0	1-2	1	6	7	1	5	4	3	0	2	18
10	Francis Alonso	g	4-6	4-6	4-4	0	1	1	4	16	1	0	0	0	12
20	Diante Baldwin	g	3-5	0-1	4-4	0	2	2	0	10	7	1	0	1	18
02	Malik Massey		4-5	2-3	1-3	0	3	3	1	11	3	1	0	2	24
03	Jelani Mofford		1-4	1-3	0-0	0	0	0	2	3	1	1	0	1	7
04	Taqi Muhammad		1-1	0-0	3-3	0	1	1	1	5	1	2	0	0	7
11	Demetrius Troy		4-9	4-6	0-0	0	3	3	3	12	5	3	0	4	24
14	Kyrin Galloway		2-3	0-0	0-0	1	3	4	3	4	2	1	2	1	18
15	Garrett Collins		2-2	2-2	0-0	0	1	1	1	6	0	0	0	1	12
21	James Dickey		2-6	0-0	0-1	1	4	5	3	4	0	1	2	1	16
25	Lloyd Burgess		1-1	0-0	1-2	1	1	2	0	3	0	1	0	1	10
	Team					0	1	1							
	Totals		37-59	18-27	16-21	7	29	36	22	108	25	17	4	17	200

FG % 1st Half: 20-30 66.7% 2nd half: 17-29 58.6% Game: 37-59 62.7% Deadball Rebounds 1
 3FG % 1st Half: 11-14 78.6% 2nd half: 7-13 53.8% Game: 18-27 66.7%
 FT % 1st Half: 7-8 87.5% 2nd half: 9-13 69.2% Game: 16-21 76.2%

Officials: Jerome Hall, Sek Frempong, Jonathan Hall
 Technical fouls: Mars Hill-None. UNCG-None.
 Attendance: 1539

Score by periods	1st	2nd	Total
Mars Hill	25	31	56
UNCG	58	50	108

Points	In	Off	2nd	Fast	Bench
MHUM	22	10	11	4	46
UNCG	34	41	9	20	48

Last FG - MHUM 2nd-00:02, UNCG 2nd-01:52
 Largest lead - MHUM None, UNCG by 45 2nd-01:52
 MHUM led for 00:00, UNCG led for 39:43. Game was tied for 00:17.

Score tied - 0 times.
 Lead changed - 0 times.

WAKE FOREST 78, UNCG 75

Wake Forest 78 - 8-2

#	Player	Total			Rebounds			PF	TP	A	TO	Blk	Stl	Min	
		FG-FGA	3-Ptr	FT-FTA	Off	Def	Tot								
20	John Collins	f	5-6	0-0	7-10	4	8	12	3	17	1	4	1	1	33
44	Austin Ariens	f	3-6	1-3	0-0	1	0	1	1	7	1	1	0	0	22
34	Dinos Mitoglou	f	3-6	1-1	4-5	2	2	4	5	11	3	0	0	0	19
10	Mitchell Wibekini	g	1-4	1-1	2-4	0	0	0	3	5	3	0	0	2	25
13	Bryant Crawford	g	7-14	1-5	2-2	0	4	4	2	17	3	1	1	3	35
00	Brandon Childress		1-3	1-3	0-0	1	1	2	2	3	1	1	0	2	21
01	Keyshawn Woods		5-10	3-5	3-4	1	3	4	2	16	1	4	0	3	30
04	Doral Moore		0-1	0-0	0-0	0	2	2	2	0	0	1	0	0	7
11	Greg McClinton		1-2	0-0	0-0	0	0	0	2	2	0	1	0	0	6
25	Sam Japhet-Mathias		0-0	0-0	0-0	0	0	0	2	0	0	1	1	0	2
	Team					1	1	2							
	Totals		26-52	8-18	18-25	10	21	31	24	78	13	15	3	11	200

FG % 1st Half: 15-28 53.6% 2nd half: 11-24 45.8% Game: 26-52 50.0% Deadball Rebounds 1
 3FG % 1st Half: 3-9 33.3% 2nd half: 5-9 55.6% Game: 8-18 44.4%
 FT % 1st Half: 10-17 58.8% 2nd half: 8-8 100.0% Game: 18-25 72.0%

UNCG 75 - 7-3

#	Player	Total			Rebounds			PF	TP	A	TO	Blk	Stl	Min	
		FG-FGA	3-Ptr	FT-FTA	Off	Def	Tot								
01	Marvin Smith	f	2-8	1-4	2-2	2	4	6	3	7	0	0	1	3	23
32	Jordy Kuiper	f	2-4	1-3	0-0	1	2	3	2	5	0	1	0	0	32
33	RJ White	c	8-13	0-0	6-12	4	1	5	4	22	0	2	1	1	27
10	Francis Alonso	g	2-8	2-7	3-3	1	1	2	4	9	2	6	0	0	30
20	Diante Baldwin	g	6-12	2-4	4-4	0	0	0	3	18	1	3	0	3	32
02	Malik Massey		1-3	1-1	0-0	0	1	1	1	3	2	0	0	0	13
11	Demetrius Troy		3-6	1-3	0-0	2	4	6	1	7	3	1	0	0	25
21	James Dickey		1-2	0-0	2-2	2	3	5	2	4	0	0	1	0	18
	Team					1	2	3							
	Totals		25-56	8-22	17-23	13	18	31	20	75	9	15	3	7	200

FG % 1st Half: 11-31 35.5% 2nd half: 14-25 56.0% Game: 25-56 44.6% Deadball Rebounds 3.4
 3FG % 1st Half: 2-11 18.2% 2nd half: 6-11 54.5% Game: 8-22 36.4%
 FT % 1st Half: 7-10 70.0% 2nd half: 10-13 76.9% Game: 17-23 73.9%

Officials: Bruce Benedict, Glenn Tuitt, John Hampton
 Technical fouls: Wake Forest-None. UNCG-None.
 Attendance: 3607

Score by periods	1st	2nd	Total
Wake Forest	43	35	78
UNCG	31	44	75

Points	In	Off	2nd	Fast	Bench
WF	30	12	8	10	21
UNCG	24	19	14	4	14

Last FG - WF 2nd-00:03, UNCG 2nd-00:29.
 Largest lead - WF by 16 2nd-19:14, UNCG by 2 1st-17:54.
 WF led for 36:46, UNCG led for 00:44. Game was tied for 02:29.

Score tied - 4 times.
 Lead changed - 6 times.

UNCG 96, SOUTHERN WESLEYAN 61

Southern Wesleyan 61 - 2-7

#	Player	Total			Rebounds			PF	TP	A	TO	Blk	Stl	Min	
		FG-FGA	3-Ptr	FT-FTA	Off	Def	Tot								
11	Darius Sharpe	f	9-16	5-8	0-1	0	1	1	2	23	0	4	1	2	35
32	Jeremy Wert	f	3-10	1-4	2-4	4	3	7	2	9	1	1	1	1	28
05	DJ Dobson		1-4	0-0	4-4	1	3	4	2	6	0	0	2	2	21
13	Daryl Myers	g	1-6	0-2	0-0	0	1	1	1	2	2	6	0	0	18
22	Justice McCullough	g	4-10	0-0	0-3	5	2	7	4	8	0	3	0	0	24
02	DeQuan Weldon		1-4	0-1	0-0	0	0	0	0	2	1	0	0	0	13
12	Jerome Wimphrie		0-1	0-1	0-0	0	1	1	0	0	0	0	0	0	2
15	Jemiah Wimphrie		0-0	0-0	0-0	0	0	0	0	0	0	0	0	0	0+
21	Kevin Stamps		0-1	0-0	0-0	0	0	0	0	0	0	0	0	0	6
24	Darryl Gerald		0-0	0-0	0-0	0	0	0	0	0	0	0	0	0	2
25	Darrian Brown		3-4	0-0	0-0	0	1	1	0	6	2	3	0	0	22
33	Zalan Richards		0-0	0-0	0-0	0	1	1	2	0	1	0	0	2	13
34	JT Noellert		2-3	0-0	1-2	0	0	0	0	5	0	0	0	1	16
	Team					2	3	5							
	Totals		24-59	6-16	7-14	12	16	28	13	61	7	18	4	8	200

FG % 1st Half: 10-29 34.5% 2nd half: 14-30 46.7% Game: 24-59 40.7% Deadball Rebounds 1.1
 3FG % 1st Half: 2-5 40.0% 2nd half: 4-11 36.4% Game: 6-16 37.5%
 FT % 1st Half: 2-7 28.6% 2nd half: 5-7 71.4% Game: 7-14 50.0%

UNCG 96 - 8-3

#	Player	Total			Rebounds			PF	TP	A	TO	Blk	Stl	Min	
		FG-FGA	3-Ptr	FT-FTA	Off	Def	Tot								
01	Marvin Smith	f	6-10	2-6	1-2	0	2	2	0	15	3	0	3	1	17
32	Jordy Kuiper	f	5-5	1-1	0-0	0	2	2	2	11	0	1	0	1	19
33	RJ White	c	3-5	0-0	2-3	1	5	6	2	8	6	2	0	1	17
10	Francis Alonso	g	3-4	3-4	0-0	1	2	3	1	9	2	1	0	1	21
20	Diante Baldwin	g	2-6	1-3	0-0	1	4	5	1	5	7	0	0	2	24
02	Malik Massey		3-4	2-2											



2016-17 UNCG MEN'S BASKETBALL



GEORGETOWN 78, UNCG 56

UNCG 56 • 9-4

#	Player	Total			3-Ptr			Rebounds			PF	TP	A	TO	Blk	Stl	Min
		FG-FGA	FG-FGA	FT-FTA	FG-FGA	FG-FGA	FT-FTA	Off	Def	Tot							
01	Marvin Smith	1	0-5	0-3	1-2	2	1	3	5	1	0	0	0	0	0	21	
32	Jordy Kuiper	1	3-6	1-1	2-2	3	2	5	2	9	1	0	0	0	0	28	
33	RJ White	c	6-9	1-1	1-3	5	7	12	3	14	0	3	3	2	2	23	
10	Francis Alonso	g	3-11	0-5	0-0	1	2	3	2	6	2	2	0	0	0	29	
20	Diante Baldwin	g	5-17	0-1	0-0	2	5	7	4	10	5	1	0	0	3	29	
02	Malik Massey		2-3	1-1	0-0	0	0	0	1	5	0	1	0	2	14		
11	Demetrius Troy		2-12	0-2	4-4	2	1	3	1	8	3	3	0	0	0	27	
13	Justin Jordan		0-2	0-0	0-0	0	1	1	0	0	0	1	0	0	0	4	
14	Kyrin Galloway		1-1	0-0	0-0	1	0	1	1	2	0	0	0	0	0	5	
15	Garrett Collins		0-0	0-0	0-0	0	0	0	0	0	1	0	0	0	0	1	
21	James Dickey		0-6	0-0	1-4	2	3	5	3	1	0	2	1	0	0	18	
25	Lloyd Burgess		0-0	0-0	0-0	0	0	0	0	0	0	0	0	0	0	1	
	Team					3	1	4									
	Totals		22-72	9-14	9-15	21	23	44	22	56	12	14	4	7	200		

FG % 1st Half: 11-39 28.2% 2nd half: 11-33 33.3% Game: 22-72 30.6% Deadball Rebounds 3
 3FG % 1st Half: 0-7 0.0% 2nd half: 3-7 42.9% Game: 3-14 21.4%
 FT % 1st Half: 4-7 57.1% 2nd half: 5-8 62.5% Game: 9-15 60.0%

Georgetown 78 • 8-4

#	Player	Total			3-Ptr			Rebounds			PF	TP	A	TO	Blk	Stl	Min
		FG-FGA	FG-FGA	FT-FTA	FG-FGA	FG-FGA	FT-FTA	Off	Def	Tot							
22	AGAU Akoy	1	0-0	0-0	0-0	0	0	0	2	0	0	3	1	0	0	7	
15	GOVAN, Jessie	c	9-13	2-2	0-0	1	9	10	2	20	6	0	4	1	30		
00	PEAK, LJ	g	3-7	1-2	9-11	1	3	4	1	16	6	2	0	1	36		
04	MOSELY, Jagan	g	1-5	0-1	1-1	0	1	1	3	3	4	0	0	1	22		
23	PRYOR, Rodney	g	4-11	2-5	2-2	2	3	5	3	12	1	3	1	1	31		
01	CAMPBELL, Tre		1-3	0-1	0-0	1	4	5	1	2	3	2	0	1	15		
02	MULMORE, Jonathan		1-1	0-0	1-2	0	1	1	0	3	1	0	0	0	13		
05	CAMERON II, Reggie		0-0	0-0	0-0	0	1	1	0	0	1	0	0	0	1		
10	HINES, Ra'Mond		0-0	0-0	0-0	0	0	0	0	0	0	1	0	0	1		
20	MURESAN, George		0-0	0-0	0-0	0	0	0	0	0	0	0	0	0	1		
24	DEFRICKSON, Marcus		5-7	3-5	2-2	3	3	6	4	15	1	0	2	0	25		
32	JOHNSON, Kaleb		2-2	1-1	0-2	0	1	1	1	5	0	0	0	0	8		
33	MOURNING, Trey		1-1	0-0	0-0	0	0	0	0	0	0	0	0	0	1		
42	HAYES, Bradley		0-3	0-0	0-1	0	3	3	1	0	0	1	2	0	9		
	Team					0	2	2									
	Totals		27-53	9-17	15-21	8	31	39	18	78	23	13	10	5	200		

FG % 1st Half: 13-23 56.5% 2nd half: 14-30 46.7% Game: 27-53 50.9% Deadball Rebounds 1,1
 3FG % 1st Half: 5-9 55.6% 2nd half: 4-8 50.0% Game: 9-17 52.9%
 FT % 1st Half: 9-11 81.8% 2nd half: 6-10 60.0% Game: 15-21 71.4%

Officials: Brian O'Connell, Jeff Clark, Tony Chiazza
 Technical fouls: UNCG-None, Georgetown-None.
 Attendance: 8096

Score by periods	1st	2nd	Total
UNCG	26	30	56
Georgetown	40	38	78

	In	Off	2nd	Fast	Bench
Points	Paint	T/O	Chance	Break	
UNCG	34	7	21	7	16
GU	24	21	14	7	27

Last FG - UNCG 2nd-00:22, GU 2nd-00:04.
 Largest lead - UNCG by 3 1st-17:14, GU by 22 2nd-05:26.
 UNCG led for 02:11, GU led for 37:05. Game was tied for 00:44.

SAMFORD 73, UNCG 62

Samford 73 • 10-4, 1-0 SoCon

#	Player	Total			3-Ptr			Rebounds			PF	TP	A	TO	Blk	Stl	Min
		FG-FGA	FG-FGA	FT-FTA	FG-FGA	FG-FGA	FT-FTA	Off	Def	Tot							
20	Alex Thompson	1	2-7	2-7	2-4	0	2	2	1	8	1	0	0	3	29		
33	Wyatt Walker	c	1-4	0-0	5-6	2	8	10	2	7	2	2	3	2	30		
00	Christen Cunningham	g	4-11	1-2	5-6	0	3	3	1	14	7	2	0	2	37		
04	Triston Chambers	g	5-7	4-6	0-0	0	1	1	4	14	1	1	0	0	25		
22	D. Denzel-Dyson	g	6-12	3-6	1-4	2	4	6	3	16	0	5	0	0	31		
03	Josh Sharkey		2-2	0-0	4-5	0	1	1	4	8	1	2	0	1	13		
15	Justin Hopkins		1-1	0-0	2-2	0	3	3	1	4	0	1	0	0	14		
24	Gerald Smith		0-0	0-0	0-0	0	0	0	0	0	0	0	0	0	5		
25	Terry Brutus		0-2	0-1	2-2	1	1	2	0	2	0	0	0	0	6		
55	Alex Peters		0-0	0-0	0-0	1	0	1	2	0	0	0	0	0	10		
	Team					0	0	0									
	Totals		21-46	10-22	21-29	6	23	29	18	73	12	13	3	8	200		

FG % 1st Half: 8-24 33.3% 2nd half: 13-22 59.1% Game: 21-46 45.7% Deadball Rebounds 4,1
 3FG % 1st Half: 4-11 36.4% 2nd half: 6-11 54.5% Game: 10-22 45.5%
 FT % 1st Half: 5-6 83.3% 2nd half: 16-23 69.6% Game: 21-29 72.4%

UNCG 62 • 10-5, 1-1 SoCon

#	Player	Total			3-Ptr			Rebounds			PF	TP	A	TO	Blk	Stl	Min
		FG-FGA	FG-FGA	FT-FTA	FG-FGA	FG-FGA	FT-FTA	Off	Def	Tot							
01	Marvin Smith	1	2-9	1-5	2-2	2	4	6	5	7	1	0	0	0	26		
32	Jordy Kuiper	1	6-7	0-0	0-0	6	4	10	5	12	1	3	0	1	21		
33	RJ White	c	3-9	0-1	2-4	3	8	11	4	8	1	2	0	1	32		
10	Francis Alonso	g	4-11	3-9	2-2	0	2	2	3	13	0	1	0	1	28		
20	Diante Baldwin	g	3-8	1-4	0-0	0	4	2	7	3	2	1	3	35			
02	Malik Massey		0-2	0-1	4-4	0	0	0	2	4	2	2	0	1	18		
11	Demetrius Troy		3-9	1-6	0-0	0	0	0	3	7	5	2	0	0	22		
21	James Dickey		1-3	0-0	2-2	1	1	2	1	4	0	3	0	0	18		
	Team					0	0	0									
	Totals		22-58	6-26	12-14	12	23	35	25	62	13	15	1	7	200		

FG % 1st Half: 6-27 22.2% 2nd half: 16-31 51.6% Game: 22-58 37.9% Deadball Rebounds 2
 3FG % 1st Half: 2-12 16.7% 2nd half: 4-14 28.6% Game: 6-26 23.1%
 FT % 1st Half: 6-6 100.0% 2nd half: 6-8 75.0% Game: 12-14 85.7%

Officials: Chuck Jones, Kyle Regetz, Rick Shoulders
 Technical fouls: Samford-None, UNCG-None.
 Attendance: 1673

Score by periods	1st	2nd	Total
Samford	25	48	73
UNCG	20	42	62

	In	Off	2nd	Fast	Bench
Points	Paint	T/O	Chance	Break	
SAM	20	22	4	12	14
UNCG	30	10	11	4	15

Last FG - SAM 2nd-00:52, UNCG 2nd-00:46.
 Largest lead - SAM by 11 1st-04:15, UNCG by 1 2nd-16:33.
 SAM led for 36:33, UNCG led for 00:18. Game was tied for 00:09.

Score tied - 1 time.
 Lead changed - 2 times.

UNCG 95, THE CITADEL 87

UNCG 95 • 10-4, 1-0 SoCon

#	Player	Total			3-Ptr			Rebounds			PF	TP	A	TO	Blk	Stl	Min
		FG-FGA	FG-FGA	FT-FTA	FG-FGA	FG-FGA	FT-FTA	Off	Def	Tot							
01	Marvin Smith	1	5-8	2-4	5-9	1	7	8	3	17	2	4	0	0	32		
32	Jordy Kuiper	1	3-5	0-1	0-0	3	8	11	3	6	1	2	0	0	24		
33	RJ White	c	3-3	0-0	0-0	0	4	4	4	6	1	3	1	1	17		
10	Francis Alonso	g	4-7	3-4	0-1	0	1	1	2	11	1	2	0	0	23		
20	Diante Baldwin	g	8-15	2-4	7-8	1	4	5	3	25	8	6	0	3	32		
02	Malik Massey		0-4	0-0	1-3	0	3	3	1	1	3	2	0	2	23		
11	Demetrius Troy		6-8	4-5	2-2	0	4	4	5	18	6	1	0	0	23		
13	Justin Jordan		0-1	0-1	0-0	0	0	0	1	0	0	0	0	0	3		
14	Kyrin Galloway		0-0	0-0	1-2	0	0	0	1	1	0	0	1	0	2		
15	Garrett Collins		0-0	0-0	0-0	0	2	2	0	0	0	1	0	2	4		
21	James Dickey		5-8	0-0	2-2	2	6	8	4	10	0	6	2	0	17		
	Team					2	3	5									
	Totals		34-59	11-19	16-27	9	42	51	27	95	22	28	4	8	200		

FG % 1st Half: 18-33 54.5% 2nd half: 16-26 61.5% Game: 34-59 57.6% Deadball Rebounds 5
 3FG % 1st Half: 8-13 61.5% 2nd half: 3-6 50.0% Game: 11-19 57.9%
 FT % 1st Half: 5-8 62.5% 2nd half: 11-19 57.9% Game: 16-27 59.3%

The Citadel 87 • 7-7, 0-1 SoCon

#	Player	Total			3-Ptr			Rebounds			PF	TP	A	TO	Blk	Stl	Min
		FG-FGA	FG-FGA	FT-FTA	FG-FGA	FG-FGA	FT-FTA	Off	Def	Tot							
32	Brian White	1	0-7	0-3	0-0	1	0	1	1	0	0	0	0	0	9		
35	Zane Najdawi	1	4-9	0-0	5-8	4	4	8	3	13	1	1	0	3	25		
01	Frankie Johnson	g	1-5	1-2	3-4	0	1	1	5	6	3	1	1	3	25		
02	Quayson Williams	g	3-11	1-6	4-4	2	3	5	2	11	1	2	1	2	24		
00	Warren Sledge	g	3-6	3-5	3-4	0	1	1	5	12	4	1	0	0	30		
05	Preston Parks	g	10-21	4-10	8-10	2	1	3	1	32	0	1	0	0	31		
03	Matt Frierson		0-4	0-4	0-0	0	3	3	0	0	0	1	0	0			



2016-17 UNCG MEN'S BASKETBALL



UNCG 76, WESTERN CAROLINA 57

Western Carolina 57 • 5-11, 0-3 SoCon

#	Player	Total			3-Ptr			Rebounds			PF	TP	A	TO	Blk	Stl	Min
		FG-FGA	FG-FGA	FT-FTA	FG-FGA	FG-FGA	FT-FTA	Off	Def	Tot							
12	Marc Gosselin	1	2-6	0-1	0-0	1	2	3	3	4	0	1	0	0	0	20	
33	Onno Steger	f	3-7	2-4	2-6	1	3	4	2	10	1	1	0	2	31		
44	Adam Sledd	f	2-6	0-0	5-7	4	1	5	3	9	1	1	0	0	29		
05	Devin Peterson	g	2-7	0-1	0-0	0	2	2	2	4	0	0	0	0	23		
11	Haboubacar Mutombo	g	6-10	0-2	2-2	2	0	2	3	14	4	5	0	1	29		
00	Maurice Smith		1-2	0-0	0-0	3	1	4	0	2	0	0	0	0	9		
01	Elijah Pughley		3-9	2-3	0-0	0	2	2	0	8	1	4	0	2	25		
03	Jason McMillan		0-0	0-0	0-0	0	0	0	0	0	0	0	0	0	2		
21	Kyle Rhoades		2-6	0-0	0-0	2	0	2	0	4	0	0	0	1	12		
24	Ashley Williams		0-3	0-2	0-0	1	0	1	1	0	0	0	0	0	7		
35	Yalim Olcay		1-6	0-0	0-1	2	1	3	1	2	0	0	0	0	8		
41	Charlendez Brooks		0-2	0-0	0-0	1	0	1	0	0	0	0	0	0	5		
	Team					1	2	3									
	Totals		22-64	4-13	9-16	18	14	32	15	57	7	13	0	6	200		

FG % 1st Half: 12-32 37.5% 2nd half: 10-32 31.3% Game: 22-64 34.4% Deadball Rebounds 4
 3FG % 1st Half: 3-8 37.5% 2nd half: 1-5 20.0% Game: 4-13 30.8%
 FT % 1st Half: 5-7 71.4% 2nd half: 4-9 44.4% Game: 9-16 56.3%

UNCG 76 • 12-5, 3-1 SoCon

#	Player	Total			3-Ptr			Rebounds			PF	TP	A	TO	Blk	Stl	Min
		FG-FGA	FG-FGA	FT-FTA	FG-FGA	FG-FGA	FT-FTA	Off	Def	Tot							
01	Marvin Smith	f	1-8	0-6	2-2	0	1	1	2	4	2	2	2	0	28		
32	Jordy Kuiper	f	1-3	0-0	0-0	3	4	7	1	2	0	2	1	0	24		
33	RJ White	c	2-3	0-0	3-4	0	7	7	5	7	1	2	1	2	18		
10	Francis Alonso	g	8-11	4-7	1-1	0	1	1	0	21	0	2	1	1	22		
20	Diante Baldwin	g	5-10	1-2	2-3	0	1	1	1	13	5	3	0	1	29		
02	Malik Massey		3-3	2-2	1-1	1	2	3	2	9	1	0	0	1	16		
11	Demetrius Troy		1-2	0-1	2-2	1	0	1	1	4	3	2	0	1	20		
13	Justin Jordan		1-1	1-1	0-0	0	2	2	0	3	0	1	0	1	6		
14	Kyrin Galloway		0-1	0-1	0-0	1	0	1	0	0	1	0	0	0	8		
15	Garrett Collins		0-1	0-1	0-0	0	0	0	0	0	0	0	0	0	1		
21	James Dickey		6-6	0-0	1-4	3	8	11	3	13	1	3	3	0	26		
25	Lloyd Burgess		0-0	0-0	0-0	0	0	0	1	0	0	0	0	0	2		
	Team					0	0	1									
	Totals		28-49	8-21	12-17	9	27	36	17	76	13	18	8	7	200		

FG % 1st Half: 15-27 55.6% 2nd half: 13-22 59.1% Game: 28-49 57.1% Deadball Rebounds 3
 3FG % 1st Half: 5-11 45.5% 2nd half: 3-10 30.0% Game: 8-21 38.1%
 FT % 1st Half: 3-5 60.0% 2nd half: 9-12 75.0% Game: 12-17 70.6%

Officials: Sean Casady, Bradford Corriher, Matthew Myers
 Technical fouls: Western Carolina-None. UNCG-None.
 Attendance: 1455

Score by periods	1st	2nd	Total
UNCG	43	40	83
Western Carolina	32	25	57
UNCG	38	38	76

Points	In	Off	2nd	Fast	Bench
WCU	34	17	13	4	16
UNCG	38	12	12	17	29

Last FG - WCU 2nd-01:34, UNCG 2nd-02:44
 Largest lead - WCU None, UNCG by 29 2nd-08:18.
 WCU led for 00:00, UNCG led for 39:03. Game was tied for 00:57.

Score tied - 2 times.
 Lead changed - 0 times.

UNCG 91, VMI 82

UNCG 91 • 14-5, 5-1

#	Player	Total			3-Ptr			Rebounds			PF	TP	A	TO	Blk	Stl	Min
		FG-FGA	FG-FGA	FT-FTA	FG-FGA	FG-FGA	FT-FTA	Off	Def	Tot							
32	Jordy Kuiper	f	5-7	0-1	1-3	3	5	8	2	11	0	1	0	0	28		
33	RJ White	c	5-8	0-0	1-2	1	2	3	4	11	0	1	1	0	32		
10	Francis Alonso	g	4-11	3-7	3-3	0	4	4	3	14	2	3	0	0	27		
11	Demetrius Troy	g	7-10	3-4	3-3	0	2	2	0	20	5	3	0	2	32		
20	Diante Baldwin	g	7-9	2-2	4-5	0	2	2	3	20	5	2	0	0	29		
02	Malik Massey		1-5	1-3	0-0	0	0	0	1	3	1	0	0	1	23		
13	Justin Jordan		0-0	0-0	2-2	0	2	2	0	2	0	0	0	0	7		
14	Kyrin Galloway		1-1	0-0	0-0	0	0	0	0	2	0	0	1	0	7		
21	James Dickey		2-3	0-0	4-6	3	4	7	2	8	2	2	0	3	22		
	Team					1	0	1									
	Totals		32-54	9-17	18-24	8	21	29	15	91	15	13	2	6	200		

FG % 1st Half: 15-26 57.7% 2nd half: 17-28 60.7% Game: 32-54 59.3% Deadball Rebounds 3
 3FG % 1st Half: 5-10 50.0% 2nd half: 4-7 57.1% Game: 9-17 52.9%
 FT % 1st Half: 13-15 86.7% 2nd half: 5-9 55.6% Game: 18-24 75.0%

VMI 82 • 4-12, 1-4

#	Player	Total			3-Ptr			Rebounds			PF	TP	A	TO	Blk	Stl	Min
		FG-FGA	FG-FGA	FT-FTA	FG-FGA	FG-FGA	FT-FTA	Off	Def	Tot							
15	Trey Chapman	f	4-7	3-4	0-0	3	1	4	2	11	0	2	0	0	26		
21	Armani Branch	f	5-11	2-2	0-1	2	4	6	1	12	1	0	1	0	23		
03	Adrian Rich	g	1-3	0-0	0-0	0	0	0	4	2	5	3	0	2	22		
22	QJ Peterson	g	12-19	5-9	2-3	4	1	5	3	31	3	2	1	3	37		
35	Julian Eleyby	g	6-16	2-11	5-7	2	7	9	4	19	7	4	1	0	36		
00	Austin Vereen		0-0	0-0	0-0	0	0	0	2	0	0	0	0	0	3		
01	Keith Smith		0-5	0-4	1-4	0	2	5	1	2	1	0	0	0	25		
02	Garrett Gilkeson		0-1	0-1	0-0	1	0	1	0	0	1	2	0	0	5		
05	Fred Iruafemi		0-0	0-0	0-0	1	1	2	1	0	0	0	1	0	6		
24	Will Miller		0-0	0-0	0-0	1	0	1	0	0	0	0	0	0	6		
25	Tyler Creammer		3-4	0-0	0-0	1	1	2	0	6	0	0	0	0	11		
	Team					2	0	2									
	Totals		31-66	12-31	8-15	17	17	34	22	82	19	14	4	5	200		

FG % 1st Half: 13-31 41.9% 2nd half: 18-35 51.4% Game: 31-66 47.0% Deadball Rebounds 4
 3FG % 1st Half: 5-15 33.3% 2nd half: 7-16 43.8% Game: 12-31 38.7%
 FT % 1st Half: 3-5 60.0% 2nd half: 5-10 50.0% Game: 8-15 53.3%

Officials: John Heatly, Matthew Lee, Scott Smith
 Technical fouls: UNCG-None. VMI-None.
 Attendance: 889

Score by periods	1st	2nd	Total
UNCG	48	43	91
VMI	34	48	82

Points	In	Off	2nd	Fast	Bench
UNCG	36	22	9	2	15
VMI	34	15	10	7	15

Last FG - UNCG 2nd-00:03, VMI 2nd-00:28.
 Largest lead - UNCG by 20 2nd-16:39, VMI by 9 1st-07:35.
 UNCG led for 34:19, VMI led for 04:59. Game was tied for 00:40.

Score tied - 2 times.
 Lead changed - 4 times.

UNCG 83, ETSU 79

UNCG 83 • 13-5, 4-1 SoCon

#	Player	Total			3-Ptr			Rebounds			PF	TP	A	TO	Blk	Stl	Min
		FG-FGA	FG-FGA	FT-FTA	FG-FGA	FG-FGA	FT-FTA	Off	Def	Tot							
01	Marvin Smith	f	2-5	2-2	4-4	0	5	5	3	10	1	3	2	0	31		
32	Jordy Kuiper	f	1-5	0-2	0-0	2	3	5	4	2	0	1	0	2	25		
33	RJ White	c	6-13	5-7	1-2	3	3	6	4	18	0	3	0	1	24		
10	Francis Alonso	g	7-10	3-5	7-8	0	2	2	2	24	1	2	0	1	32		
20	Diante Baldwin	g	5-10	2-2	3-4	0	1	1	4	15	4	2	0	0	26		
02	Malik Massey		1-2	1-1	0-0	0	1	1	1	3	1	2	0	0	14		
11	Demetrius Troy		2-3	0-0	0-0	0	1	1	1	4	1	3	0	0	18		
14	Kyrin Galloway		0-0	0-0	0-0	0	0	0	0	0	0	0	0	0	2		
21	James Dickey		2-4	0-1	3-4	1	6	7	3	7	2	1	1	0	28		
	Team					2	1	3									
	Totals		26-52	13-20	18-22	8	23	31	22	83	10	17	3	5	200		

FG % 1st Half: 13-26 50.0% 2nd half: 13-26 50.0% Game: 26-52 50.0% Deadball Rebounds 0
 3FG % 1st Half: 6-8 75.0% 2nd half: 7-12 58.3% Game: 13-20 65.0%
 FT % 1st Half: 11-12 91.7% 2nd half: 7-10 70.0% Game: 18-22 81.8%

ETSU 79 • 11-4, 3-1 SoCon

#	Player	Total			3-Ptr			Rebounds			PF	TP	A	TO	Blk	Stl	Min
		FG-FGA	FG-FGA	FT-FTA	FG-FGA	FG-FGA	FT-FTA	Off	Def	Tot							
12	H. MOSQUERA-PEREA	f	2-5	0-0	2-2	2	5	7	3	6	2	0	0	1	21		
40	TEVIN GLASS	f	4-7	0-1	2-3	1	2	3	3	10	1	4	1	1	23		
00	T.J. CROMER	g	2-7	1-5	4-4	0	3	3	3	9	1	3	0	1	31		
11	DESONTA BRADFORD	g	6-10	1-2	4-5	0	4	4	1	17	3	1	0	2	33		
13	A.J. MERRIWEATHER	g	3-4	1-1	5-6	0	2	2	4	12	1	1	0	1	22		
01	DEVONTAVIUS PAYNE		2-6	1-3	0-0	0	1	1	0	5	2	1	1	1	12		
03	DAVID BURRELL		5-8	3-4	2-2	2	1	3	2	15	0	1	1	0	17		
04	JASON WILLIAMS		0-0	0-0	0-0	0	0	0	1	0	1	1	0	0	6		
05	PETER JURKIN		0-0	0-0	0-0	0	0	0	0	0	0	0	0	0	1		
10	ISAAC BANKS		0-0	0-0	0-0	0	3	3	0	0	0	1	1	0	18		
24	JERMAINE LONG		1-4	1-2	2-4</												



2016-17 UNCG MEN'S BASKETBALL



UNCG 81, THE CITADEL 72

WOFFORD 93, UNCG 74

The Citadel 72 • 9-13, 2-7 SoCon

#	Player	Total			Rebounds			PF	TP	A	TO	Blk	Stl	Min
		FG-FGA	3-Pr	FT-FTA	Off	Def	Tot							
04	Ezekiel Balogun	1-2	1-1	0-0	1	0	1	0	3	0	0	0	0	9
35	Zane Najdawi	3-7	0-0	10-10	2	5	7	4	16	2	4	1	1	28
00	Preston Parks	9-21	4-12	4-4	0	1	1	2	26	2	1	0	1	29
05	Warren Sledge	1-4	0-2	1-2	0	2	2	2	3	2	2	0	0	26
10	Leandro Allende	2-6	0-4	0-0	0	2	2	5	4	1	1	0	1	22
01	Frankie Johnson	2-5	1-4	0-1	2	1	3	3	5	3	4	0	2	27
02	Quayson Williams	0-2	0-1	0-0	0	0	0	0	0	0	0	0	0	6
03	Matt Frierson	3-6	3-6	2-2	0	2	2	3	11	1	0	0	0	19
11	Tom Koopman	0-0	0-0	0-0	2	2	2	4	0	0	0	0	0	8
23	Kaelon Harris	0-2	0-0	1-2	0	2	2	2	1	0	1	0	0	12
32	Brian White	1-2	1-2	0-0	0	0	0	1	3	1	1	0	0	14
	Team				0	2	2							
	Totals	22-57	10-32	18-21	7	17	24	26	72	12	14	1	7	200

FG % 1st Half: 9-26 34.6% 2nd half: 13-31 41.9% Game: 22-57 38.6% Deadball Rebounds: 1.1
 3FG % 1st Half: 5-16 31.3% 2nd half: 5-16 31.3% Game: 10-32 31.3%
 FT % 1st Half: 6-9 66.7% 2nd half: 12-12 100.0% Game: 18-21 85.7%

UNCG 81 • 16-5, 7-1 SoCon

#	Player	Total			Rebounds			PF	TP	A	TO	Blk	Stl	Min
		FG-FGA	3-Pr	FT-FTA	Off	Def	Tot							
01	Marvin Smith	3-8	1-6	3-3	2	7	9	2	10	1	3	0	1	32
32	Jordy Kuiper	3-4	0-0	2-3	5	7	12	4	8	0	1	0	0	24
33	RJ White	5-10	0-0	2-2	4	3	7	5	12	1	1	1	0	16
10	Francis Alonso	1-7	1-5	2-2	2	2	4	4	5	2	3	0	0	21
20	Diante Baldwin	6-14	1-5	6-8	2	1	3	1	19	8	3	0	2	36
02	Malik Massey	0-5	0-3	1-2	0	3	3	0	1	1	0	0	0	18
11	Demetrius Troy	4-9	3-7	2-3	0	3	3	2	13	5	3	0	1	28
14	Kyrin Galloway	2-2	0-0	0-0	2	1	3	2	4	0	0	0	0	7
15	Garrett Collins	1-1	1-1	0-0	0	0	0	0	3	0	0	0	0	4
21	James Dickey	2-5	0-0	2-5	4	3	7	0	6	0	1	1	1	14
	Team				0	0	0							
	Totals	27-65	7-27	20-28	21	30	51	20	81	18	17	2	5	200

FG % 1st Half: 13-29 44.8% 2nd half: 14-36 38.9% Game: 27-65 41.5% Deadball Rebounds: 7
 3FG % 1st Half: 2-10 20.0% 2nd half: 5-17 29.4% Game: 7-27 25.9%
 FT % 1st Half: 4-6 66.7% 2nd half: 16-22 72.7% Game: 20-28 71.4%

Officials: Billy Dunlap, Barry Mathis, Emmanuel Upton
 Technical fouls: The Citadel-None. UNCG-None.
 Attendance: 2783

Score by periods	1st	2nd	Total
The Citadel	29	43	72
UNCG	32	49	81

Points	In	Off	2nd	Fast	Bench
CIT	Paint	T/O	Chance	Break	
UNCG	22	14	7	7	20
	43	19	18	16	27

Last FG - CIT 2nd-01:44, UNCG 2nd-02:25.
 Largest lead - CIT by 8 2nd-16:42, UNCG by 9 2nd-02:25.
 CIT led for 12:35. UNCG led for 23:53. Game was tied for 03:32.

Score tied - 5 times.
 Lead changed - 8 times.

UNCG 74 • 16-6, 7-2 SoCon

#	Player	Total			Rebounds			PF	TP	A	TO	Blk	Stl	Min
		FG-FGA	3-Pr	FT-FTA	Off	Def	Tot							
01	Marvin Smith	1-5	1-5	0-0	0	2	2	4	3	1	2	0	1	28
10	Francis Alonso	3-6	1-2	7-8	0	0	0	4	14	2	2	0	0	31
20	Diante Baldwin	7-13	2-5	2-2	2	4	6	4	18	3	2	0	0	31
32	Jordy Kuiper	0-5	0-0	2-2	1	3	4	0	2	0	0	0	0	25
33	RJ White	10-15	0-1	6-7	2	4	6	4	26	0	2	0	0	27
02	Malik Massey	1-3	1-2	0-0	0	0	0	1	3	0	0	0	0	8
11	Demetrius Troy	0-2	0-1	2-0	0	5	1	2	2	3	0	0	0	23
13	Justin Jordan	1-1	0-0	0-0	0	0	0	1	2	0	0	0	1	3
14	Kyrin Galloway	0-0	0-0	0-0	1	0	1	0	0	0	0	0	0	3
15	Garrett Collins	1-1	0-0	0-0	0	0	0	0	2	0	0	0	0	6
21	James Dickey	1-2	0-0	0-0	1	4	5	0	2	0	2	0	1	15
	Team				0	0	0							
	Totals	25-53	5-16	19-21	7	22	29	19	74	8	13	0	3	200

FG % 1st Half: 14-29 48.3% 2nd half: 11-24 45.8% Game: 25-53 47.2% Deadball Rebounds: 0
 3FG % 1st Half: 2-6 33.3% 2nd half: 3-10 30.0% Game: 5-16 31.3%
 FT % 1st Half: 4-6 66.7% 2nd half: 15-15 100.0% Game: 19-21 90.5%

Wofford 93 • 9-12, 4-4 SoCon

#	Player	Total			Rebounds			PF	TP	A	TO	Blk	Stl	Min
		FG-FGA	3-Pr	FT-FTA	Off	Def	Tot							
03	Fletcher Magee	7-10	5-8	0-0	0	2	2	1	19	3	1	1	0	35
05	Eric Garcia	4-8	0-2	12-12	0	2	2	2	20	12	0	0	1	35
10	Nathan Hoover	3-10	2-8	0-0	1	3	4	1	8	5	2	0	0	36
33	Cameron Jackson	8-12	0-0	0-0	2	2	4	4	16	1	1	1	0	24
35	Ryan Sawwell	7-12	4-6	0-0	4	5	9	4	18	2	0	0	0	35
04	Donovan Theme-Love	0-1	0-1	0-0	0	0	0	1	0	1	1	0	0	4
20	Jaylen Allen	1-4	0-0	0-2	0	1	1	0	2	0	1	0	1	9
24	Kevon Tucker	0-0	0-0	0-0	0	0	0	1	0	0	0	0	0	1
50	Matthew Pegram	4-5	0-0	2-2	1	5	6	3	10	0	0	0	0	21
	Team				0	2	2							
	Totals	34-62	11-25	14-16	8	22	30	17	93	24	7	2	2	200

FG % 1st Half: 17-31 54.8% 2nd half: 17-31 54.8% Game: 34-62 54.8% Deadball Rebounds: 1
 3FG % 1st Half: 7-14 50.0% 2nd half: 4-11 36.4% Game: 11-25 44.0%
 FT % 1st Half: 0-2 0.0% 2nd half: 14-14 100.0% Game: 14-16 87.5%

Officials: Chuck Jones, Rick Shoulders, Eric Peterson
 Technical fouls: UNCG-Francis Alonso; Malik Massey; TEAM. Wofford-Eric Garcia.
 Attendance: 1596

Score by periods	1st	2nd	Total
UNCG	34	40	74
Wofford	41	52	93

Points	In	Off	2nd	Fast	Bench
UNCG	Paint	T/O	Chance	Break	
UNCG	38	6	6	12	11
WOF	38	19	11	4	12

Last FG - UNCG 2nd-00:41, WOF 2nd-00:26.
 Largest lead - UNCG by 4 1st-19:07, WOF by 20 2nd-10:00.
 UNCG led for 02:16. WOF led for 35:47. Game was tied for 01:57.

Score tied - 2 times.
 Lead changed - 7 times.

FURMAN 73, UNCG 67

CHATTANOOGA 91, UNCG 68

Furman 73 • 14-8, 7-2 SoCon

#	Player	Total			Rebounds			PF	TP	A	TO	Blk	Stl	Min
		FG-FGA	3-Pr	FT-FTA	Off	Def	Tot							
21	Kris Acox	6-9	0-0	0-1	3	7	10	2	12	2	0	0	1	28
01	John Davis	4-8	1-3	4-4	1	5	6	0	13	3	2	0	1	32
05	Andrew Brown	2-4	1-2	0-0	1	0	1	2	5	2	0	0	1	27
12	Devin Sibley	9-11	2-3	4-4	0	1	1	2	24	2	0	0	0	30
35	Daniel Fowler	1-9	1-7	2-2	1	3	4	1	5	2	2	1	2	31
00	Tre Clark	0-1	0-0	0-0	0	0	0	1	0	0	0	0	0	2
02	Jalen Williams	1-2	0-0	2-2	0	2	2	0	4	0	2	0	0	12
03	Geoff Beans	0-2	0-2	0-0	0	1	1	2	0	0	0	0	0	13
11	Jonathan Jean	0-0	0-0	0-0	0	1	1	2	0	0	1	0	0	6
23	Jordan Lyons	3-9	3-8	1-2	0	1	1	1	10	0	1	0	2	19
	Team				1	2	3							
	Totals	26-55	8-25	13-15	9	21	30	13	73	11	13	1	9	200

FG % 1st Half: 14-30 46.7% 2nd half: 12-25 48.0% Game: 26-55 47.3% Deadball Rebounds: 1
 3FG % 1st Half: 5-14 35.7% 2nd half: 3-11 27.3% Game: 8-25 32.0%
 FT % 1st Half: 2-2 100.0 2nd half: 11-13 84.6% Game: 13-15 86.7%

UNCG 67 • 16-7, 7-3 SoCon

#	Player	Total			Rebounds			PF	TP	A	TO	Blk	Stl	Min
		FG-FGA	3-Pr	FT-FTA	Off	Def	Tot							
01	Marvin Smith	1-4	1-3	2-2	1	0	1	5	5	0	2	1	0	15
32	Jordy Kuiper	1-6	0-4	0-0	1	4	5	0	2	2	0	0	0	29
33	RJ White	8-11	1-2	8-8	3	4	7	2	25	1	4	0	0	33
10	Francis Alonso	3-9	2-4	1-1	0	1	1	2	9	1	2	0	0	28
20	Diante Baldwin	6-11	1-3	1-1	0	3	3	14	4	4	4	0	2	32
02	Malik Massey	1-2	1-1	0-0	0	0	0	1	3	1	1	0	0	21
11	Demetrius Troy	2-6	1-4	0-0	0	2	2	0	5	2	3	0	2	28
14	Kyrin Galloway	1-2	0-0	2-2	2	3	5	2	4	1	0	2	0	14
15	Garrett Collins	0-0	0-0	0-0	0	0	0	0	0	0	0	0	0	0+
	Team				0	4	4							
	Totals	23-51	7-21	14-14	7	21	28	15	67	12	16	3	4	200

FG % 1st Half: 10-24 41.7% 2nd half: 13-27 48.1% Game: 23-51 45.1% Deadball Rebounds: 0
 3FG % 1st Half: 3-10 30.0% 2nd half: 4-11 36.4% Game: 7-21 33.3%
 FT % 1st Half: 10-10 100.0 2nd half: 4-4 100.0 Game: 14-14 100.0

Officials: Joey Richardson, Kenneth Totten, Sidney Cotten
 Technical fouls: Furman-None. UNCG-None.
 Attendance: 3884

Score by periods	1st	2nd	Total
Furman	35	38	73
UNCG	33	34	67

Points	In	Off	2nd
--------	----	-----	-----



2016-17 UNCG MEN'S BASKETBALL



UNCG 81, SAMFORD 75

UNCG 81 • 17-8, 8-4 SoCon

#	Player	Total			3-Ptr			Rebounds			PF	TP	A	TO	Blk	Stl	Min
		FG-FGA	FG-FGA	FT-FTA	FG-FGA	FG-FGA	FT-FTA	Off	Def	Tot							
01	Marvin Smith	f	2-6	1-3	2-2	2	1	3	4	7	0	1	2	1	0	23	
21	James Dickey	f	1-2	0-0	2-2	1	3	4	4	4	4	2	0	0	0	23	
33	RJ White	c	8-11	0-2	5-6	4	6	10	1	21	2	1	2	2	32		
10	Francis Alonzo	g	5-14	5-13	1-2	1	5	6	3	16	6	1	0	3	39		
20	Diante Baldwin	g	9-17	3-7	1-4	1	3	4	2	22	3	3	1	2	35		
02	Malik Massey	g	1-3	0-2	0-0	0	0	0	3	2	1	0	0	0	12		
11	Demetrius Troy	g	0-3	0-3	1-3	0	1	1	2	1	1	1	0	1	13		
14	Kyrin Galloway	g	1-1	0-0	2-2	0	2	2	1	4	1	0	0	1	8		
32	Jordy Kuiper	g	2-2	0-0	0-0	2	3	5	2	4	1	1	0	0	15		
	Team					0	0	0									
	Totals		29-59	9-30	14-21	11	24	35	22	81	19	10	5	10	200		
	FG % 1st Half:	14-31	45.2%	2nd half:	15-28	53.6%	Game:	29-59	49.2%	Deadball							
	3FG % 1st Half:	2-9	22.2%	2nd half:	7-14	50.0%	Game:	9-30	30.0%	Rebounds							
	FT % 1st Half:	6-8	75.0%	2nd half:	6-13	61.5%	Game:	14-21	66.7%								

Samford 75 • 15-9, 6-5 SoCon

#	Player	Total			3-Ptr			Rebounds			PF	TP	A	TO	Blk	Stl	Min
		FG-FGA	FG-FGA	FT-FTA	FG-FGA	FG-FGA	FT-FTA	Off	Def	Tot							
20	Alex Thompson	f	3-9	2-5	2-2	0	0	0	2	10	2	2	1	0	29		
33	Wyatt Walker	c	4-8	0-0	6-6	3	8	11	2	14	2	1	1	0	34		
04	Christen Cunningham	g	2-7	1-2	7-8	1	3	4	4	12	4	2	0	0	34		
00	Triston Chambers	g	3-5	2-4	0-0	0	1	1	2	8	1	1	0	1	23		
22	D. Denzel-Dyson	g	4-10	2-4	8-9	2	8	10	2	18	0	1	0	2	35		
03	Josh Sharkey	g	0-2	0-0	4-7	0	1	1	4	4	5	2	0	0	21		
13	Eric Adams	g	0-0	0-0	0-0	0	0	0	0	0	0	0	0	1	0+		
15	Justin Hopkins	g	4-7	0-0	1-1	1	0	1	2	9	1	1	0	0	14		
25	Terry Brutus	g	0-1	0-0	0-0	0	1	1	2	0	0	1	0	0	5		
55	Alex Peters	g	0-1	0-0	0-0	1	0	1	0	0	0	0	0	0	5		
	Team					1	1	2									
	Totals		20-50	7-15	28-33	9	23	32	20	75	15	11	2	4	200		
	FG % 1st Half:	10-31	32.3%	2nd half:	10-19	52.6%	Game:	20-50	40.0%	Deadball							
	3FG % 1st Half:	2-9	22.2%	2nd half:	6-6	83.3%	Game:	7-15	46.7%	Rebounds							
	FT % 1st Half:	12-13	92.3%	2nd half:	16-20	80.0%	Game:	28-33	84.8%								

Officials: Antoine Dawkins, Sean Casady and Scott Smith
Technical fouls: UNCG-None, Samford-None.
Attendance: 1408

Score by periods	1st	2nd	Total
UNCG	36	45	81
Samford	34	41	75

	In	Off	2nd	Fast	Bench
Points UNCG	36	13	9	8	11
SAM	26	12	9	11	13

Last FG - UNCG 2nd-00:52, SAM 2nd-00:19.
Largest lead - UNCG by 8 2nd-00:52, SAM by 5 2nd-10:45.
UNCG led for 25:35. SAM led for 06:22. Game was tied for 08:03.

Score tied - 11 times.
Lead changed - 18 times.

UNCG 76, WESTERN CAROLINA 68

UNCG 76 • 18-8, 9-4 SoCon

#	Player	Total			3-Ptr			Rebounds			PF	TP	A	TO	Blk	Stl	Min
		FG-FGA	FG-FGA	FT-FTA	FG-FGA	FG-FGA	FT-FTA	Off	Def	Tot							
01	Marvin Smith	f	4-8	4-5	0-0	0	6	6	2	12	0	3	1	0	32		
21	James Dickey	f	1-2	0-0	1-3	1	2	3	2	3	1	0	1	0	15		
33	RJ White	c	7-12	0-1	3-5	3	4	7	1	17	1	4	3	1	31		
10	Francis Alonzo	g	7-13	5-9	5-5	1	0	1	2	24	2	1	0	2	32		
20	Diante Baldwin	g	1-7	1-3	1-2	0	0	0	2	4	3	2	0	0	26		
02	Malik Massey	g	1-1	0-1	0-0	0	0	0	0	0	0	1	0	1	12		
11	Demetrius Troy	g	3-5	2-3	0-0	0	4	4	1	8	4	1	0	1	18		
14	Kyrin Galloway	g	3-7	0-0	0-0	2	4	6	1	6	0	0	2	1	18		
32	Jordy Kuiper	g	1-1	0-0	0-0	0	3	3	1	2	2	1	0	0	16		
	Team					0	1	1									
	Totals		27-56	12-22	10-15	7	24	31	12	76	13	13	7	6	200		
	FG % 1st Half:	14-27	51.9%	2nd half:	13-29	44.8%	Game:	27-56	48.2%	Deadball							
	3FG % 1st Half:	6-13	46.2%	2nd half:	6-9	66.7%	Game:	12-22	54.5%	Rebounds							
	FT % 1st Half:	4-4	100.0%	2nd half:	6-11	54.5%	Game:	10-15	66.7%								

Western Carolina 68 • 7-19, 2-11 SoCon

#	Player	Total			3-Ptr			Rebounds			PF	TP	A	TO	Blk	Stl	Min
		FG-FGA	FG-FGA	FT-FTA	FG-FGA	FG-FGA	FT-FTA	Off	Def	Tot							
12	Marc Gosselin	f	4-11	0-3	3-3	4	4	8	4	11	0	5	1	2	35		
33	Onno Steger	f	2-8	1-5	1-2	3	2	5	0	6	1	0	0	2	34		
44	Adam Sledd	f	3-8	0-0	1-1	2	5	7	1	7	0	1	0	0	25		
05	Devin Peterson	g	8-19	1-2	3-4	0	5	5	1	20	3	2	0	1	29		
11	Haboubacar Mutombo	g	8-14	1-2	0-0	1	4	5	2	17	2	0	1	0	39		
00	Maurice Smith	g	1-1	0-0	0-0	0	0	0	1	2	0	0	0	0	4		
01	Elijah Pughesley	g	0-0	0-0	0-0	1	0	1	1	0	1	0	0	0	4		
03	Jason McMillan	g	0-1	0-1	0-0	0	0	0	1	0	1	0	0	1	10		
21	Kyle Rhoades	g	0-3	0-1	1-2	1	1	2	1	1	0	0	0	1	10		
24	Ashley Williams	g	0-0	0-0	0-0	0	0	0	0	0	0	0	0	0	2		
35	Yalim Olcay	g	2-3	0-0	0-0	1	1	2	1	4	0	1	0	0	8		
	Team					4	1	5									
	Totals		28-68	3-14	9-12	17	23	40	13	68	8	11	2	7	200		
	FG % 1st Half:	12-34	35.3%	2nd half:	16-34	47.1%	Game:	28-68	41.2%	Deadball							
	3FG % 1st Half:	1-5	20.0%	2nd half:	2-9	22.2%	Game:	3-14	21.4%	Rebounds							
	FT % 1st Half:	6-7	85.7%	2nd half:	3-5	60.0%	Game:	9-12	75.0%								

Officials: Bruce Benedict, Jemel Spearman, Evan Berg
Technical fouls: UNCG-None, Western Carolina-None.
Attendance: 1971

Score by periods	1st	2nd	Total
UNCG	38	38	76
Western Carolina	31	37	68

	In	Off	2nd	Fast	Bench
Points UNCG	38	8	8	4	16
WCU	28	11	14	2	7

Last FG - UNCG 2nd-01:30, WCU 2nd-00:05.
Largest lead - UNCG by 14 2nd-03:44, WCU by 12 1st-12:52.
UNCG led for 23:08. WCU led for 13:43. Game was tied for 03:09.

Score tied - 3 times.
Lead changed - 1 time.

UNCG 74, WESTERN CAROLINA 55

Wofford 55 • 13-15, 8-7 SoCon

#	Player	Total			3-Ptr			Rebounds			PF	TP	A	TO	Blk	Stl	Min
		FG-FGA	FG-FGA	FT-FTA	FG-FGA	FG-FGA	FT-FTA	Off	Def	Tot							
33	Cameron Jackson	f	4-8	0-0	7-9	1	3	4	4	15	1	2	0	1	23		
35	Ryan Sawvell	f	1-3	1-3	0-0	0	4	4	1	3	1	1	0	0	18		
03	Fletcher Magee	g	3-12	2-7	4-4	0	3	3	0	12	1	3	0	1	31		
05	Eric Garcia	g	0-5	0-3	2-3	1	3	4	2	2	6	1	0	0	33		
10	Nathan Hoover	g	3-7	3-5	1-2	1	3	4	1	10	1	1	0	0	27		
00	Dishon Lowery	g	1-4	0-0	1-2	5	1	6	2	3	0	1	0	0	14		
01	Derrick Brooks	g	1-1	1-1	0-0	0	0	0	0	3	1	1	0	0	10		
20	Jaylen Allen	g	0-3	0-2	1-2	1	0	1	2	1	1	0	0	2	15		
24	Kevon Tucker	g	0-1	0-1	0-0	0	0	0	0	0	0	0	0	0	3		
50	Matthew Pegram	g	3-8	0-0	0-2	0	3	3	0	6	1	1	0	1	26		
	Team					3	1	4									
	Totals		16-52	7-22	16-24	12	21	33	12	55	13	12	0	5	200		
	FG % 1st Half:	7-24	29.2%	2nd half:	9-28	32.1%	Game:	16-52	30.8%	Deadball							
	3FG % 1st Half:	4-															