



SPARTAN GAME NOTES

2017-18 UNCG Women's Basketball vs. Tusculum - Game 12

Greensboro, N.C. • December 19, 2017 • Fleming Gymnasium

301 COLEMAN BUILDING • (608) 487-3858 • ASSISTANT SID/WOMEN'S BASKETBALL CONTACT: DAN WACKER - D_WACKER@UNCG.EDU

2017-18 SCHEDULE

| Date | Opponent | Location | Result/Time |
|-------|--------------------------------|----------------------|-------------|
| 11/10 | Southern Wesleyan | Greensboro, N.C. | W, 96-35 |
| 11/12 | Greensboro College | Greensboro, N.C. | W, 82-34 |
| 11/14 | @ Coastal Carolina | Conway, S.C. | W, 60-54 |
| 11/18 | @ Eastern Kentucky | Richmond, Ky. | L, 70-59 |
| 11/21 | VCU | Greensboro, N.C. | W, 74-61 |
| 11/25 | Campbell | Greensboro, N.C. | L, 72-61 |
| 11/28 | @ Radford | Radford, Va. | L, 56-53 |
| 12/2 | @ Virginia | Charlottesville, Va. | L, 68-50 |
| 12/7 | @ Duke | Durham, N.C. | L, 85-54 |
| 12/11 | Murray State | Greensboro, N.C. | L, 63-52 |
| 12/15 | @ Norfolk State | Norfolk, Va. | L, 64-63. |
| 12/19 | Tusculum College | Greensboro, N.C. | 11 a.m. |
| 12/21 | @ Presbyterian | Clinton, S.C. | 12 p.m. |
| 12/28 | High Point | Greensboro, N.C. | 7 p.m. |
| 12/31 | Lees-McRae | Greensboro, N.C. | 2 p.m. |
| 1/4 | @ Chattanooga * | Chattanooga, Tenn. | 5:30 p.m. |
| 1/6 | @ ETSU * | Johnson City, Tenn. | 2 p.m. |
| 1/11 | Wofford * | Greensboro, N.C. | 7 p.m. |
| 1/13 | Furman * | Greensboro, N.C. | 4 p.m. |
| 1/18 | @ Mercer * | Macon, Ga. | 7 p.m. |
| 1/20 | @ Samford * | Birmingham, Ala. | 3 p.m. |
| 1/27 | @ Western Carolina * | Cullowhee, N.C. | 2 p.m. |
| 2/1 | ETSU * | Greensboro, N.C. | 5:30 p.m. |
| 2/3 | Chattanooga * | Greensboro, N.C. | 4 p.m. |
| 2/8 | @ Furman * | Greenville, S.C. | 7 p.m. |
| 2/10 | @ Wofford * | Spartanburg, S.C. | 2 p.m. |
| 2/15 | Samford * | Greensboro, N.C. | 7 p.m. |
| 2/17 | Mercer * | Greensboro, N.C. | 4 p.m. |
| 2/24 | Western Carolina * | Greensboro, N.C. | 4 p.m. |
| 3/1 | Southern Conference Tournament | | TBA |
| 3/2 | Southern Conference Tournament | | TBA |
| 3/3 | Southern Conference Tournament | | TBA |

* Southern Conference games
All times Eastern



STANDINGS

| | | | | |
|------------------|-----|------|-----|------|
| Mercer | 0-0 | .000 | 9-2 | .818 |
| Furman | 0-0 | .000 | 8-4 | .667 |
| Chattanooga | 0-0 | .000 | 7-4 | .636 |
| Wofford | 0-0 | .000 | 5-5 | .500 |
| ETSU | 0-0 | .000 | 6-7 | .462 |
| Samford | 0-0 | .000 | 5-6 | .455 |
| UNCG | 0-0 | .000 | 4-7 | .364 |
| Western Carolina | 0-0 | .000 | 2-7 | .200 |

THE SERIES

All-Time: N/A

Last Meeting: N/A

Last UNCG Win: N/A



UNCG Quick Hits

Ije Ajemba is among the top rebounders in the country. Ajemba is 14th in the nation with 119 total rebounds. Her 10.8 rebounds per game average ranks 18th nationally and her 7.0 defensive rebounds per game ranks 23rd nationally.

UNCG averages a +3.8 scoring margin this season, ranking third in the SoCon.

The Spartans are second in the league with a +1.3 rebounding margin

Series History - Tusculum

UNCG and Tusculum have never met on the hardwood. Tusculum is a Division II institution and were an NAIA member when UNCG was in Division II in 1990.

UNCG Please

Please refer to UNCG simply as UNCG or the Spartans. Please do not refer to UNCG as UNC Greensboro, North Carolina-Greensboro, North Carolina at Greensboro, or any other variation of the university's name. Thank you

PROBABLE STARTERS*

| No. | Name | Pos. | GP-GS | PPG | RPG | APG |
|----------|------------------|------|-------|------|------|-----|
| 2 | Alexus Willey | G | 11-9 | 10.7 | 3.4 | 1.1 |
| 5 | Brandi Fier | G | 11-9 | 7.6 | 1.7 | 3.7 |
| 23 | Te'ja Twitty | F/G | 11-9 | 7.9 | 5.1 | 0.7 |
| 25 | Ije Ajemba | C | 11-11 | 9.5 | 10.8 | 0.4 |
| 35 | Nadine Soliman | G | 11-11 | 13.7 | 3.3 | 1.2 |
| Reserves | | | | | | |
| 00 | DJ Howard | G/F | 10-0 | 1.2 | 0.9 | 0.4 |
| 3 | Alexis Pitchford | G | 11-4 | 2.8 | 1.0 | 1.8 |
| 4 | Mangela Ngandjui | F | 6-2 | 2.3 | 2.2 | 0.1 |
| 11 | Amesha Miller | F | 9-0 | 6.3 | 3.1 | 0.3 |
| 12 | Cece Crudup | G | 9-0 | 2.6 | 1.6 | 0.4 |
| 21 | Aneka Yelverton | G | 9-0 | 1.9 | 0.4 | 0.2 |
| 32 | Dijana Milisic | F | 4-0 | 1.5 | 2.3 | 0.3 |

* - According to UNCG SID Dan Wacker and subject to change

SPARTAN NOTABLES

WHAT'S IN STORE

UNCG and Tusculum will meet on the hardwood for the first time Tuesday morning in Fleming Gym. The Spartans average a +54.5 scoring margin over non-Division I opponents this season, going 2-0 against Southern Wesleyan and Greensboro College earlier this season.

After starting the season 4-1, the Blue and Gold have gone on a cold streak. UNCG dropped its last six contests, four on the road. After defeating Coastal Carolina in the first road game of the season, UNCG is looking to right the ship after dropping three-straight road games.

SCOUTING TUSCULUM

Tusculum enters Tuesday's contest with an 8-3 overall record this season. The Pioneers have competed in two exhibitions against Division I opponents, falling at Appalachian State and Tennessee Tech.

The Pioneers average 77.4 points per game this season with four players averaging double figures. Sydney Wilson leads the offense with 13.7 points per game and has worked her way into the starting lineup. Kasey Johnson adds 12.7 points per contest, shooting 47-percent from the field and a team-leading 35-percent from 3-point land. Mia Long and Yolizma Cupidan add 11.8 and 10.4 points per game, respectively.

Martoria Patton leads the Pioneers on the boards, hauling down a team-high 7.4 rebounds in just 19.8 minutes per game. Patton has started all 11 games this season and chips in 6.2 points per game. Johnson records 6.5 rebounds per game, including 4.6 defensive rebounds. Maddie Sutton isn't far behind, bringing down 6.0 rebounds per contest.

The Pioneers have split their four games in December, winning at home against Queens (N.C.) and Coker, but falling at Catawba and No. 14 Wingate. In November, Tusculum won six of its seven games.

SOCON PLAYER OF THE WEEK

For her efforts during the week of Dec. 5-11, senior Ije Ajemba earned the Southern Conference's Player of the Week for the first time in her career. Ajemba averaged a double-double during the two games, going for 13.0 points per game and 11.5 rebounds per game. This is the first Player of the Week honor for the Spartans this season.

DOUBLE-DOUBLES

In 11 games this season, UNCG has had two players record double-doubles. Ije Ajemba has four double-doubles this year including a 13-point, 14-rebound effort at No. 14 Duke.

| Player (Date of Game) | Opponent | Points | Rebounds | Assists |
|-----------------------|----------|--------|----------|---------|
| Ije Ajemba (11-10) | SWU | 15 | 15 | 1 |
| Te'ja Twitty (11-12) | GC | 11 | 14 | 1 |
| Ije Ajemba (11-14) | CCU | 11 | 10 | 0 |
| Ije Ajemba (12-7) | Duke | 13 | 14 | 0 |
| Ije Ajemba (12-15) | NSU | 15 | 11 | 0 |

DECEMBURRRR

After one of the faster starts in program history, UNCG has gotten cold in December. Against Division I opponents, UNCG's November shooting percentage was at 41-percent, but has dipped to 35-percent in December. The 3-point shot has been something that UNCG has struggled with this year. The Spartans shot .324 from distance in November, but have cooled off, shooting .222 from distance in December.

I WANNA GO FAST

UNCG has outscored opponents 95-83 on fast breaks this season. When outscoring opponents of fast breaks this season, UNCG is 3-1. The Spartans have not won when being outscored in transition.

YOUTH MOVEMENT

UNCG is the youngest team in all of Division I basketball. With 12 of 14 players as undergrads, 86-percent of Spartans are sophomores or freshman. After losing six players to graduation last season, UNCG reloaded, adding four freshman to go with the core five returning letterwinners.

HOMEcomings

Trina Patterson returned to her alma mater for the first time as the UNCG head coach Saturday evening at Virginia. Patterson was a four-year letterwinner for the Cavaliers from 1983-1987. She graduated with her bachelor's degree in rhetoric and communication studies.

Last week, graduate manager Ka'lia Johnson returned to Cameron Indoor Stadium as the Spartans took on Duke. Johnson was a four-year letter winner for the Blue Devils and started 32 of 34 games as a senior. She recorded one of just seven triple doubles in Duke history.

CAPTAINS

Sophomores Alexis Pitchford and Te'ja Twitty were named team captains at the start of the 2017-18 season. Pitchford and Twitty have appeared in every game in their UNCG careers, making a combined 78 starts over two seasons.

SOCON COACH OF THE YEAR

In her first season on the bench at UNCG, Spartan head coach Trina Patterson was named the Southern Conference Coach of the Year during the 2016-17 season. Under her guidance, UNCG won 20 games, the most for the Spartans since the 2006-07 season. The seven wins in SoCon action are the most for the Spartans since 2010-11 as she turned around a team that finished 0-14 in league play during the 2015-16 season. UNCG's 3-0 start to begin the 2017-18 season was the best three-game start since the 2000-01 season and the 4-1 start was the best five-game start since the 2006-07 season.

HOME COURT ADVANTAGE

Last season, the Spartans posted a 14-4 record inside Fleming Gymnasium. In Southern Conference play, UNCG was 6-1 at home. The Spartans opened this season in similar fashion, going 3-1 with wins against Southern Wesleyan, Greensboro College and VCU.

PRESEASON SOCON RANKINGS/ALL-SOCON

The Spartans were picked to finish third and fourth in the league's preseason poll earlier this season. In the coaches poll, UNCG was picked third, earning 34 votes and garnered one first-place vote. The league's media picked UNCG fourth, two points behind third place ETSU with 65 points.

| Coaches Poll | Media Poll |
|---------------------|------------------------|
| 1. Mercer (7) | 1. Mercer (9) 100 |
| 2. Chattanooga | 2. Chattanooga (4) 94 |
| 3. UNCG (1) | 3. ETSU 67 |
| 4. ETSU | 4. UNCG 65 |
| 5. Furman | 5. Furman 56 |
| 6. Samford | 6. Samford 35 |
| 7. Wofford | 7. Wofford 27 |
| 8. Western Carolina | 8. Western Carolina 24 |

Sophomore Nadine Soliman was selected to the Preseason All-SoCon team. She was UNCG's lone selection after earning the SoCon's Freshman of the Year last season.

LAST TIME OUT

The Blue and Gold fell to Norfolk State Friday night in Virginia. UNCG used a strong third quarter performance to erase a 12-point halftime deficit, but NSU scored the go-ahead jumper with 4.0 seconds left to earn the 64-63 win.

QUICK FACTS

| | |
|-----------------------|-----------------------|
| General | |
| Location | Greensboro, N.C. |
| Founded | 1891 |
| Enrollment | 19,653 |
| Nickname | Spartans |
| Colors | Navy, Gold and White |
| Home Arena | Fleming Gymnasium |
| Capacity | 1,800 |
| Affiliation | Division I |
| Conference | Southern |
| Chancellor | Frank W. Gilliam, Jr. |
| Athletics Director | Kim Record |
| Athletics Dept. Phone | (336) 334-5952 |
| Ticket Office Phone | (336) 334-3250 |

2017-18 Team Information

| | |
|----------------------------------|-------------|
| 2016-17 Record | 20-15 |
| 20117 SoCon Record | 7-7 (4th) |
| 2016-17 Home / Away Record | 14-4 / 5-10 |
| 2016-17 Players Returning / Lost | 7 / 6 |
| Newcomers | 7 |

2017-18 Coaching / Staff Information

| | |
|------------------------|---------------------------------|
| Head Coach | Trina Patterson (Virginia, '87) |
| Career Record | 203-315 (18 seasons) |
| Record at UNCG | 20-15 (1 season) |
| SoCon Record | 7-7 (1 season) |
| Assistant Coach | Phil Collins (2nd season) |
| Assistant Coach | Cait Wetmore (4th season) |
| Assistant Coach | Asia Williams (2nd season) |
| Director of Operations | Brooke Long (2nd season) |
| Graduate Assistant | Ka'lia Johnson (2nd season) |
| Graduate Assistant | Noelle Cobb (1st Season) |

Program History

| | |
|--|------------------------|
| First season | 1969-70 (48th season) |
| All-Time Record | 624-540 |
| NCAA Tournament Appearances (Divisions I-III) | 9 |
| 1981-82, 1982-83, 1983-84, 1984-85, 1986-87, 1987-88, 1990-91, 1997-98 | |
| Last Postseason Appearance | 2016-17 |
| | L, 74-62 at Rice - WBI |
| Dixie Conference Regular Season Championships | 6 |
| 1981-82, 1982-83, 1984-85, 1985-86, 1986-87, 1987-88 | |
| Big South Tournament Championships | 0 |
| Big South Regular Season Championships | 5 |
| 1992-93, 1993-94, 1994-95, 1995-96, 1996-97 | |
| SoCon Tournament Championships | 1 |
| 1997-98 | |
| SoCon Regular Season Championships | 2 |
| 1998-99, 2001-02 | |
| NCAA Division I Tournaments | 1 |
| 1997-98 | |
| NCAA Division II Tournaments | 1 |
| 1990-91 | |
| NCAA Division III Tournaments | 7 |
| 1981-82, 1982-83, 1983-84, 1984-85, 1986-87, 1987-88 | |

GAME NOTES

| UNCG | Category | OPP |
|------|-----------------------|------|
| 704 | Points | 662 |
| 64.0 | Points Per Game | 60.2 |
| 257 | Field Goals Made | 248 |
| .407 | Field Goal Percentage | .411 |
| 45 | 3-Pointers Made | 49 |
| .251 | 3-Point Percentage | .306 |
| 145 | Free Throws Made | 117 |
| .725 | Free Throw Percentage | .657 |
| 390 | Total Rebounds | 376 |
| 35.5 | Rebounds Per Game | 34.2 |
| 31 | Blocks | 43 |
| 2.8 | Blocks Per Game | 3.9 |
| 115 | Assists | 128 |
| 10.5 | Assists Per Game | 11.7 |
| 180 | Turnovers | 192 |
| 16.4 | Turnovers Per Game | 17.5 |
| 0.64 | Assist/Turnover Ratio | 0.67 |
| 82 | Steals | 79 |
| 7.6 | Steals Per Game | 7.2 |

Active Career Leaders

Points

| | |
|---------------------|-----|
| 1. Nadine Soliman | 717 |
| 2. Te'ja Twitty | 423 |
| 3. Alexis Willey | 290 |
| 4. Alexis Pitchford | 254 |
| 5. Ije Ajemba | 104 |

Assists

| | |
|---------------------|-----|
| 1. Alexis Pitchford | 120 |
| 2. Brandi Fier | 41 |
| 3. Nadine Soliman | 36 |
| 4. Te'ja Twitty | 32 |
| 5. Alexis Willey | 27 |

Rebounds

| | |
|---------------------|-----|
| 1. Te'ja Twitty | 333 |
| 2. Nadine Soliman | 185 |
| 3. Alexis Willey | 138 |
| 4. Ije Ajemba | 119 |
| 5. Alexis Pitchford | 112 |

Blocks

| | |
|---------------------|----|
| 1. Mangela Ngandjui | 16 |
| 2. Alexis Willey | 13 |
| 3. Nadine Soliman | 11 |
| 4. Te'ja Twitty | 10 |
| 5. Amesha Miller | 9 |

Steals

| | |
|---------------------|----|
| 1. Nadine Soliman | 66 |
| 2. Alexis Pitchford | 47 |
| 3. Te'ja Twitty | 34 |
| 4. Alexis Willey | 28 |
| 5. Mangela Ngandjui | 19 |

THE 5TH QUARTER

UNCG's Record...

| | |
|---------------------------------------|-----|
| In All Games | 4-7 |
| In Home Games | 3-2 |
| In Away Games | 1-5 |
| In Home SoCon Games | 0-0 |
| In Away SoCon Games | 0-0 |
| In November | 4-3 |
| In December | 0-4 |
| In January | 0-0 |
| In February | 0-0 |
| In March | 0-0 |
| On Sunday | 1-0 |
| On Monday | 0-1 |
| On Tuesday | 2-1 |
| On Thursday | 0-1 |
| On Friday | 1-1 |
| On Saturday | 0-3 |
| Against Division I Opponents | 2-7 |
| Against Division II Opponents | 1-0 |
| Against Division III Opponents | 1-0 |
| Leading after the first quarter | 4-2 |
| Trailing after the first quarter | 0-5 |
| Tied after the first quarter | 0-0 |
| Leading at halftime | 4-2 |
| Trailing at halftime | 0-5 |
| Tied at halftime | 0-0 |
| Leading after the third quarter | 3-3 |
| Trailing after the third quarter | 0-4 |
| Tied after the third quarter | 1-0 |
| In Overtime | 0-0 |
| Shooting Over 40% | 4-0 |
| Shooting Under 40% | 0-7 |
| Opponent Shoots Over 40% | 1-6 |
| Opponent Shoots Under 40% | 3-1 |
| Committing less than 20 turnovers | 3-5 |
| Committing 20 or more turnovers | 1-2 |
| Forcing less than 20 turnovers | 0-5 |
| Forcing 20 or more turnovers | 4-1 |
| Outscoring opponents in the paint | 3-1 |
| Outscored by opponents in the paint | 0-5 |
| Points in the paint are even | 1-1 |
| Outscoring opponents on fast breaks | 3-1 |
| Outscored by opponents on fast breaks | 0-4 |
| Points on fast breaks are even | 1-2 |
| In White Uniforms | 3-2 |
| In Blue Uniforms | 1-5 |

SEASON STATS

| RECORD: | OVERALL | HOME | AWAY | NEUTRAL |
|----------------|---------|------|------|---------|
| ALL GAMES | 4-7 | 3-2 | 1-5 | 0-0 |
| CONFERENCE | 0-0 | 0-0 | 0-0 | 0-0 |
| NON-CONFERENCE | 4-7 | 3-2 | 1-5 | 0-0 |

| # | Player | gp-gs | min | Total | | 3-Point | | F-Throw | | Rebounds | | | | | | | pts | avg | | | | | |
|----------------|------------------|-------|------|---------|--------|---------|--------|---------|---------|----------|-----|-----|-----|------|-----|---|-----|-----|----|-----|-----|------|--|
| | | | | fg-fga | fg% | 3fg-fga | 3fg% | ft-fa | ft% | off | def | tot | avg | pf | dq | a | | | to | blk | stl | | |
| 35 | Nadine Soliman | 11-11 | 343 | 31.2 | 52-130 | .400 | 12-57 | .211 | 35-40 | .875 | 11 | 25 | 36 | 3.3 | 23 | 1 | 13 | 33 | 2 | 16 | 151 | 13.7 | |
| 02 | Alexus Willey | 11-9 | 347 | 31.5 | 36-93 | .387 | 19-60 | .317 | 27-39 | .692 | 4 | 33 | 37 | 3.4 | 22 | 2 | 12 | 20 | 7 | 8 | 118 | 10.7 | |
| 25 | Ije Ajemba | 11-11 | 317 | 28.8 | 40-91 | .440 | 0-1 | .000 | 24-35 | .686 | 39 | 80 | 119 | 10.8 | 35 | 2 | 4 | 18 | 7 | 9 | 104 | 9.5 | |
| 23 | Te'ja Twitty | 11-9 | 270 | 24.5 | 35-83 | .422 | 0-1 | .000 | 17-23 | .739 | 26 | 30 | 56 | 5.1 | 18 | 0 | 8 | 17 | 1 | 11 | 87 | 7.9 | |
| 05 | Brandi Fier | 11-9 | 317 | 28.8 | 34-71 | .479 | 4-14 | .286 | 12-19 | .632 | 2 | 17 | 19 | 1.7 | 29 | 0 | 41 | 29 | 1 | 9 | 84 | 7.6 | |
| 11 | Amesha Miller | 9-0 | 117 | 13.0 | 20-36 | .556 | 0-0 | .000 | 17-23 | .739 | 11 | 17 | 28 | 3.1 | 18 | 0 | 3 | 10 | 9 | 4 | 57 | 6.3 | |
| 03 | Alexis Pitchford | 11-4 | 178 | 16.2 | 11-31 | .355 | 4-11 | .364 | 5-10 | .500 | 1 | 10 | 11 | 1.0 | 13 | 0 | 20 | 19 | 0 | 9 | 31 | 2.8 | |
| 12 | Cece Crudup | 9-0 | 91 | 10.1 | 10-32 | .313 | 0-5 | .000 | 3-4 | .750 | 1 | 13 | 14 | 1.6 | 9 | 0 | 4 | 4 | 1 | 4 | 23 | 2.6 | |
| 04 | Mangela Ngandjui | 6-2 | 82 | 13.7 | 7-22 | .318 | 0-1 | .000 | 0-0 | .000 | 3 | 10 | 13 | 2.2 | 12 | 0 | 1 | 12 | 1 | 6 | 14 | 2.3 | |
| 21 | Aneka Yelverton | 9-0 | 68 | 7.6 | 6-22 | .273 | 3-15 | .200 | 2-3 | .667 | 0 | 4 | 4 | 0.4 | 4 | 0 | 2 | 2 | 0 | 1 | 17 | 1.9 | |
| 32 | Dijana Milisic | 4-0 | 16 | 4.0 | 2-2 | 1.000 | 0-0 | .000 | 2-2 | 1.000 | 6 | 3 | 9 | 2.3 | 2 | 0 | 3 | 2 | 1 | 3 | 6 | 1.5 | |
| 00 | D.J. Howard | 10-0 | 54 | 5.4 | 4-18 | .222 | 3-14 | .214 | 1-2 | .500 | 3 | 6 | 9 | 0.9 | 2 | 0 | 4 | 7 | 1 | 2 | 12 | 1.2 | |
| Team | | | | | | | | | | | 22 | 13 | 35 | | | | | | | | 7 | | |
| Total..... | | 11 | 2200 | 257-631 | | .407 | 45-179 | .251 | 145-200 | .725 | 129 | 261 | 390 | 35.5 | 187 | 5 | 115 | 180 | 31 | 82 | 704 | 64.0 | |
| Opponents..... | | 11 | 2200 | 248-603 | | .411 | 49-160 | .306 | 117-178 | .657 | 113 | 263 | 376 | 34.2 | 201 | 4 | 128 | 192 | 43 | 79 | 662 | 60.2 | |

TEAM STATISTICS

| | UNCG | OPP | Date | Opponent | Score | Att. |
|------------------------|---------|---------|---------------------|--------------------------------|---------|------|
| SCORING | 704 | 662 | 11-10-17 | SOUTHERN WESLEYAN | w 96-35 | 567 |
| Points per game | 64.0 | 60.2 | 11-12-17 | GREENSBORO COLLEGE | w 82-34 | 342 |
| Scoring margin | +3.8 | - | 11/14/17 | at Coastal Carolina | w 60-54 | 233 |
| FIELD GOALS-ATT | 257-631 | 248-603 | 11/18/17 | at Eastern Kentucky University | L 59-70 | 1200 |
| Field goal pct | .407 | .411 | 11-21-17 | VCU | w 74-61 | 426 |
| 3 POINT FG-ATT | 45-179 | 49-160 | 11-25-17 | CAMPBELL | L 61-72 | 472 |
| 3-point FG pct | .251 | .306 | 11/28/17 | at Radford | L 53-56 | 2637 |
| 3-pt FG made per game | 4.1 | 4.5 | 12/02/17 | at Virginia | L 50-68 | 2642 |
| FREE THROWS-ATT | 145-200 | 117-178 | 12-7-17 | at #14/14 Duke | L 54-85 | 3080 |
| Free throw pct | .725 | .657 | 12-11-17 | MURRAY STATE | L 52-63 | 213 |
| F-Throws made per game | 13.2 | 10.6 | 12/15/17 | at Norfolk State | L 63-64 | 264 |
| REBOUNDS | 390 | 376 | * = Conference game | | | |
| Rebounds per game | 35.5 | 34.2 | | | | |
| Rebounding margin | +1.3 | - | | | | |
| ASSISTS | 115 | 128 | | | | |
| Assists per game | 10.5 | 11.6 | | | | |
| TURNOVERS | 180 | 192 | | | | |
| Turnovers per game | 16.4 | 17.5 | | | | |
| Turnover margin | +1.1 | - | | | | |
| Assist/turnover ratio | 0.6 | 0.7 | | | | |
| STEALS | 82 | 79 | | | | |
| Steals per game | 7.5 | 7.2 | | | | |
| BLOCKS | 31 | 43 | | | | |
| Blocks per game | 2.8 | 3.9 | | | | |
| ATTENDANCE | 2020 | 10056 | | | | |
| Home games-Avg/Game | 5-404 | 6-1676 | | | | |
| Neutral site-Avg/Game | - | 0-0 | | | | |

| Score by Periods | 1st | 2nd | 3rd | 4th | Totals |
|------------------|-----|-----|-----|-----|--------|
| UNCG | 172 | 174 | 168 | 190 | 704 |
| Opponents | 147 | 160 | 166 | 189 | 662 |

UNCG GAME HIGHS

UNCG - TEAM GAME HIGHS

| | | | |
|-----------------------|------|---------|---|
| POINTS | 96 | | SOUTHERN WESLEYAN (11-10-17) |
| | 82 | | GREENSBORO COLLEGE (11-12-17) |
| | 74 | | VCU (11-21-17) |
| | 63 | | at Norfolk State (12/15/17) |
| | 61 | | CAMPBELL (11-25-17) |
| FIELD GOALS MADE | 38 | | SOUTHERN WESLEYAN (11-10-17) |
| | 31 | | GREENSBORO COLLEGE (11-12-17) |
| FIELD GOAL ATTEMPTS | 76 | | SOUTHERN WESLEYAN (11-10-17) |
| | 69 | | GREENSBORO COLLEGE (11-12-17) |
| FIELD GOAL PERCENTAGE | .500 | (38-76) | SOUTHERN WESLEYAN (11-10-17) |
| | .466 | (27-58) | VCU (11-21-17) |
| 3 PT FIELD GOALS MADE | 9 | | at Radford (11/28/17) |
| | 5 | | at #14/14 Duke (12-7-17) |
| 3 PT FG ATTEMPTS | 23 | | at #14/14 Duke (12-7-17) |
| | 20 | | MURRAY STATE (12-11-17) |
| | 20 | | SOUTHERN WESLEYAN (11-10-17) |
| 3 PT FG PERCENTAGE | .692 | (9-13) | at Radford (11/28/17) |
| | .333 | (4-12) | CAMPBELL (11-25-17) |
| FREE THROWS MADE | 22 | | at Norfolk State (12/15/17) |
| | 18 | | VCU (11-21-17) |
| FREE THROW ATTEMPTS | 29 | | at Norfolk State (12/15/17) |
| | 26 | | VCU (11-21-17) |
| FREE THROW PERCENTAGE | .824 | (14-17) | at Eastern Kentucky University (11/18/17) |
| | .813 | (13-16) | CAMPBELL (11-25-17) |
| REBOUNDS | 61 | | SOUTHERN WESLEYAN (11-10-17) |
| | 50 | | GREENSBORO COLLEGE (11-12-17) |
| ASSISTS | 16 | | SOUTHERN WESLEYAN (11-10-17) |
| | 13 | | VCU (11-21-17) |
| | 13 | | at Coastal Carolina (11/14/17) |
| STEALS | 18 | | GREENSBORO COLLEGE (11-12-17) |
| | 14 | | SOUTHERN WESLEYAN (11-10-17) |
| BLOCKED SHOTS | 8 | | SOUTHERN WESLEYAN (11-10-17) |
| | 6 | | GREENSBORO COLLEGE (11-12-17) |
| TURNOVERS | 22 | | at #14/14 Duke (12-7-17) |
| | 21 | | at Norfolk State (12/15/17) |
| FOULS | 23 | | SOUTHERN WESLEYAN (11-10-17) |
| | 22 | | at Norfolk State (12/15/17) |

OPPONENT GAME HIGHS

Opponent - GAME HIGHS

| | | | |
|-----------------------|------|---------|---|
| POINTS | 85 | | at #14/14 Duke (12-7-17) |
| | 72 | | CAMPBELL (11-25-17) |
| | 70 | | at Eastern Kentucky University (11/18/17) |
| | 68 | | at Virginia (12/02/17) |
| | 64 | | at Norfolk State (12/15/17) |
| FIELD GOALS MADE | 39 | | at #14/14 Duke (12-7-17) |
| | 29 | | at Eastern Kentucky University (11/18/17) |
| FIELD GOAL ATTEMPTS | 68 | | at #14/14 Duke (12-7-17) |
| | 60 | | at Eastern Kentucky University (11/18/17) |
| FIELD GOAL PERCENTAGE | .574 | (39-68) | at #14/14 Duke (12-7-17) |
| | .565 | (26-46) | at Virginia (12/02/17) |
| 3 PT FIELD GOALS MADE | 9 | | at Virginia (12/02/17) |
| | 6 | | VCU (11-21-17) |
| 3 PT FG ATTEMPTS | 18 | | MURRAY STATE (12-11-17) |
| | 17 | | at Norfolk State (12/15/17) |
| | 17 | | VCU (11-21-17) |
| 3 PT FG PERCENTAGE | .600 | (9-15) | at Virginia (12/02/17) |
| | .417 | (5-12) | at Coastal Carolina (11/14/17) |
| FREE THROWS MADE | 19 | | MURRAY STATE (12-11-17) |
| | 18 | | at Radford (11/28/17) |
| FREE THROW ATTEMPTS | 24 | | MURRAY STATE (12-11-17) |
| | 23 | | SOUTHERN WESLEYAN (11-10-17) |
| FREE THROW PERCENTAGE | .833 | (10-12) | at Eastern Kentucky University (11/18/17) |
| | .818 | (18-22) | at Radford (11/28/17) |
| REBOUNDS | 39 | | at Radford (11/28/17) |
| | 37 | | at #14/14 Duke (12-7-17) |
| ASSISTS | 24 | | at #14/14 Duke (12-7-17) |
| | 18 | | at Eastern Kentucky University (11/18/17) |
| STEALS | 17 | | at #14/14 Duke (12-7-17) |
| | 11 | | MURRAY STATE (12-11-17) |
| | 11 | | at Coastal Carolina (11/14/17) |
| BLOCKED SHOTS | 9 | | at Radford (11/28/17) |
| | 7 | | at Virginia (12/02/17) |
| TURNOVERS | 29 | | GREENSBORO COLLEGE (11-12-17) |
| | 22 | | at Coastal Carolina (11/14/17) |
| FOULS | 29 | | VCU (11-21-17) |
| | 26 | | GREENSBORO COLLEGE (11-12-17) |

GAME-BY-GAME

TEAM STATISTICS

| Opponent | Date | Score | W | Total | | 3-Pointers | | Free throws | | Rebounds | | | | pf | a | t/o | blk | stl | pts | avg |
|----------------------------|----------|-------|---|---------|------|------------|------|-------------|------|----------|-----|-----|------|-----|-----|-----|-----|-----|-----|------|
| | | | | fg-fga | pct | 3fg-fga | pct | ft-fa | pct | off | def | tot | avg | | | | | | | |
| SOUTHERN WESLEYAN | 11-10-17 | 96-35 | W | 38-76 | .500 | 4-20 | .200 | 16-21 | .762 | 19 | 42 | 61 | 61.0 | 23 | 16 | 11 | 8 | 14 | 96 | 96.0 |
| GREENSBORO COLLEGE | 11-12-17 | 82-34 | W | 31-69 | .449 | 3-19 | .158 | 17-24 | .708 | 20 | 30 | 50 | 55.5 | 16 | 11 | 17 | 6 | 18 | 82 | 89.0 |
| at Coastal Carolina | 11/14/17 | 60-54 | W | 22-50 | .440 | 4-14 | .286 | 12-19 | .632 | 6 | 23 | 29 | 46.7 | 19 | 13 | 19 | 2 | 7 | 60 | 79.3 |
| at Eastern Kentucky Univer | 11/18/17 | 59-70 | L | 21-53 | .396 | 3-13 | .231 | 14-17 | .824 | 11 | 17 | 28 | 42.0 | 18 | 9 | 15 | 2 | 5 | 59 | 74.2 |
| VCU | 11-21-17 | 74-61 | W | 27-58 | .466 | 2-16 | .125 | 18-26 | .692 | 12 | 24 | 36 | 40.8 | 15 | 13 | 16 | 1 | 5 | 74 | 74.2 |
| CAMPBELL | 11-25-17 | 61-72 | L | 22-56 | .393 | 4-12 | .333 | 13-16 | .813 | 10 | 13 | 23 | 37.8 | 18 | 10 | 7 | 4 | 4 | 61 | 72.0 |
| at Radford | 11/28/17 | 53-56 | L | 19-50 | .380 | 9-13 | .692 | 6-9 | .667 | 7 | 26 | 33 | 37.1 | 20 | 10 | 19 | 3 | 4 | 53 | 69.3 |
| at Virginia | 12/02/17 | 50-68 | L | 18-54 | .333 | 4-15 | .267 | 10-14 | .714 | 10 | 16 | 26 | 35.8 | 11 | 6 | 14 | 1 | 8 | 50 | 66.9 |
| at #14/14 Duke | 12-7-17 | 54-85 | L | 17-55 | .309 | 5-23 | .217 | 15-20 | .750 | 11 | 19 | 30 | 35.1 | 5 | 9 | 22 | 1 | 7 | 54 | 65.4 |
| MURRAY STATE | 12-11-17 | 52-63 | L | 23-60 | .383 | 4-20 | .200 | 2-5 | .400 | 13 | 24 | 37 | 35.3 | 20 | 10 | 19 | 1 | 6 | 52 | 64.1 |
| at Norfolk State | 12/15/17 | 63-64 | L | 19-50 | .380 | 3-14 | .214 | 22-29 | .759 | 10 | 27 | 37 | 35.5 | 22 | 8 | 21 | 2 | 4 | 63 | 64.0 |
| UNCG | | 704 | | 257-631 | .407 | 45-179 | .251 | 145-200 | .725 | 129 | 261 | 390 | 35.5 | 187 | 115 | 180 | 31 | 82 | 704 | 64.0 |
| Opponents | | 662 | | 248-603 | .411 | 49-160 | .306 | 117-178 | .657 | 113 | 263 | 376 | 34.2 | 201 | 128 | 192 | 43 | 79 | 662 | 60.2 |

Games played: 11
 Points/game: 64.0
 FG Pct: 40.7
 3FG Pct: 25.1
 FT Pct: 72.5

Rebounds/game: 35.5
 Assists/game: 10.5
 Turnovers/game: 16.4
 Assist/turnover ratio: 0.6
 Steals/game: 7.5
 Blocks/game: 2.8

UNCG GAME LOWS

UNCG - GAME LOWS

| | | | |
|-----------------------|------|---------|---|
| POINTS | 50 | | at Virginia (12/02/17) |
| | 52 | | MURRAY STATE (12-11-17) |
| | 53 | | at Radford (11/28/17) |
| | 54 | | at #14/14 Duke (12-7-17) |
| | 59 | | at Eastern Kentucky University (11/18/17) |
| FIELD GOALS MADE | 17 | | at #14/14 Duke (12-7-17) |
| | 18 | | at Virginia (12/02/17) |
| FIELD GOAL ATTEMPTS | 50 | | at Coastal Carolina (11/14/17) |
| | 50 | | at Radford (11/28/17) |
| | 50 | | at Norfolk State (12/15/17) |
| FIELD GOAL PERCENTAGE | .309 | (17-55) | at #14/14 Duke (12-7-17) |
| | .333 | (18-54) | at Virginia (12/02/17) |
| 3 PT FIELD GOALS MADE | 2 | | VCU (11-21-17) |
| | 3 | | GREENSBORO COLLEGE (11-12-17) |
| | 3 | | at Eastern Kentucky University (11/18/17) |
| | 3 | | at Norfolk State (12/15/17) |
| 3 PT FG ATTEMPTS | 12 | | CAMPBELL (11-25-17) |
| | 13 | | at Eastern Kentucky University (11/18/17) |
| | 13 | | at Radford (11/28/17) |
| 3 PT FG PERCENTAGE | .125 | (2-16) | VCU (11-21-17) |
| | .158 | (3-19) | GREENSBORO COLLEGE (11-12-17) |
| FREE THROWS MADE | 2 | | MURRAY STATE (12-11-17) |
| | 6 | | at Radford (11/28/17) |
| FREE THROW ATTEMPTS | 5 | | MURRAY STATE (12-11-17) |
| | 9 | | at Radford (11/28/17) |
| FREE THROW PERCENTAGE | .400 | (2-5) | MURRAY STATE (12-11-17) |
| | .632 | (12-19) | at Coastal Carolina (11/14/17) |
| REBOUNDS | 23 | | CAMPBELL (11-25-17) |
| | 26 | | at Virginia (12/02/17) |
| ASSISTS | 6 | | at Virginia (12/02/17) |
| | 8 | | at Norfolk State (12/15/17) |
| STEALS | 4 | | CAMPBELL (11-25-17) |
| | 4 | | at Radford (11/28/17) |
| | 4 | | at Norfolk State (12/15/17) |
| BLOCKED SHOTS | 1 | | VCU (11-21-17) |
| | 1 | | at Virginia (12/02/17) |
| | 1 | | at #14/14 Duke (12-7-17) |
| | 1 | | MURRAY STATE (12-11-17) |
| TURNOVERS | 7 | | CAMPBELL (11-25-17) |
| | 11 | | SOUTHERN WESLEYAN (11-10-17) |
| FOULS | 5 | | at #14/14 Duke (12-7-17) |
| | 11 | | at Virginia (12/02/17) |

OPPONENT GAME LOWS

Opponent - GAME LOWS

| | | |
|-----------------------|--------------|---|
| POINTS | 34 | GREENSBORO COLLEGE (11-12-17) |
| | 35 | SOUTHERN WESLEYAN (11-10-17) |
| | 54 | at Coastal Carolina (11/14/17) |
| | 56 | at Radford (11/28/17) |
| | 61 | VCU (11-21-17) |
| FIELD GOALS MADE | 10 | SOUTHERN WESLEYAN (11-10-17) |
| | 14 | GREENSBORO COLLEGE (11-12-17) |
| FIELD GOAL ATTEMPTS | 46 | at Virginia (12/02/17) |
| | 46 | MURRAY STATE (12-11-17) |
| FIELD GOAL PERCENTAGE | .169 (10-59) | SOUTHERN WESLEYAN (11-10-17) |
| | .250 (14-56) | GREENSBORO COLLEGE (11-12-17) |
| 3 PT FIELD GOALS MADE | 2 | GREENSBORO COLLEGE (11-12-17) |
| | 2 | at Eastern Kentucky University (11/18/17) |
| 3 PT FG ATTEMPTS | 7 | at Eastern Kentucky University (11/18/17) |
| | 12 | at Coastal Carolina (11/14/17) |
| 3 PT FG PERCENTAGE | .125 (2-16) | GREENSBORO COLLEGE (11-12-17) |
| | .214 (3-14) | SOUTHERN WESLEYAN (11-10-17) |
| FREE THROWS MADE | 3 | at #14/14 Duke (12-7-17) |
| | 4 | GREENSBORO COLLEGE (11-12-17) |
| FREE THROW ATTEMPTS | 6 | at #14/14 Duke (12-7-17) |
| | 10 | GREENSBORO COLLEGE (11-12-17) |
| FREE THROW PERCENTAGE | .400 (4-10) | GREENSBORO COLLEGE (11-12-17) |
| | .500 (3-6) | at #14/14 Duke (12-7-17) |
| | .500 (7-14) | at Virginia (12/02/17) |
| REBOUNDS | 27 | MURRAY STATE (12-11-17) |
| | 32 | VCU (11-21-17) |
| ASSISTS | 4 | SOUTHERN WESLEYAN (11-10-17) |
| | 6 | GREENSBORO COLLEGE (11-12-17) |
| STEALS | 2 | SOUTHERN WESLEYAN (11-10-17) |
| | 2 | CAMPBELL (11-25-17) |
| BLOCKED SHOTS | 1 | SOUTHERN WESLEYAN (11-10-17) |
| | 2 | GREENSBORO COLLEGE (11-12-17) |
| | 2 | MURRAY STATE (12-11-17) |
| TURNOVERS | 10 | CAMPBELL (11-25-17) |
| | 10 | at #14/14 Duke (12-7-17) |
| FOULS | 10 | MURRAY STATE (12-11-17) |
| | 13 | at #14/14 Duke (12-7-17) |

UNCG PLAYER GAME HIGHS

UNCG - INDIVIDUAL GAME HIGHS

| | | | |
|--------------------------|-------|-------|--|
| Points | 25 | | Nadine Soliman at Eastern Kentucky University (11/18/17) |
| | 23 | | Nadine Soliman vs Southern Wesleyan (11-10-17) |
| | 20 | | Nadine Soliman vs VCU (11-21-17) |
| | 20 | | Te'ja Twitty vs VCU (11-21-17) |
| | 18 | | Nadine Soliman at Norfolk State (12/15/17) |
| Field Goals Made | 18 | | Brandi Fier at Coastal Carolina (11/14/17) |
| | 9 | | Nadine Soliman vs Southern Wesleyan (11-10-17) |
| Field Goal Att. | 8 | | Te'ja Twitty vs VCU (11-21-17) |
| | 16 | | Nadine Soliman at Virginia (12/02/17) |
| FG Pct (min 5 made) | 16 | | Nadine Soliman vs VCU (11-21-17) |
| | .857 | (6-7) | Amesha Miller vs Southern Wesleyan (11-10-17) |
| | .833 | (5-6) | Alexus Willey vs Campbell (11-25-17) |
| 3-Point FG Made | .833 | (5-6) | Cece Crudup vs Greensboro College (11-12-17) |
| | 5 | | Alexus Willey at Radford (11/28/17) |
| 3-Point FG Att. | 4 | | Alexus Willey at Coastal Carolina (11/14/17) |
| | 9 | | Alexus Willey at Coastal Carolina (11/14/17) |
| | 8 | | Nadine Soliman vs Murray State (12-11-17) |
| | 8 | | Alexus Willey vs Murray State (12-11-17) |
| | 8 | | Alexus Willey at #14/14 Duke (12-7-17) |
| 3-Pt FG Pct (min 2 made) | 8 | | Nadine Soliman at Virginia (12/02/17) |
| | 8 | | D.J. Howard vs Greensboro College (11-12-17) |
| | 1.000 | (2-2) | Brandi Fier vs Campbell (11-25-17) |
| Free Throws Made | .714 | (5-7) | Alexus Willey at Radford (11/28/17) |
| | 11 | | Nadine Soliman at Eastern Kentucky University (11/18/17) |
| Free Throw Att. | 9 | | Nadine Soliman at Norfolk State (12/15/17) |
| | 9 | | Alexus Willey at #14/14 Duke (12-7-17) |
| | 13 | | Alexus Willey at #14/14 Duke (12-7-17) |
| | 12 | | Nadine Soliman at Eastern Kentucky University (11/18/17) |
| FT Pct (min 3 made) | 1.000 | (9-9) | Nadine Soliman at Norfolk State (12/15/17) |
| | 1.000 | (4-4) | Alexus Willey at Norfolk State (12/15/17) |
| | 1.000 | (4-4) | Te'ja Twitty vs VCU (11-21-17) |
| | 1.000 | (4-4) | Nadine Soliman vs Southern Wesleyan (11-10-17) |
| | 1.000 | (3-3) | Ije Ajemba vs Campbell (11-25-17) |
| Rebounds | 15 | | Ije Ajemba at Radford (11/28/17) |
| | 15 | | Ije Ajemba vs Southern Wesleyan (11-10-17) |
| Assists | 9 | | Brandi Fier at Coastal Carolina (11/14/17) |
| | 7 | | Brandi Fier vs VCU (11-21-17) |
| Steals | 5 | | Nadine Soliman vs Greensboro College (11-12-17) |
| | 4 | | Nadine Soliman at Virginia (12/02/17) |
| | 4 | | Te'ja Twitty vs Greensboro College (11-12-17) |
| | 4 | | Amesha Miller vs Greensboro College (11-12-17) |
| Blocked Shots | 3 | | Ije Ajemba vs Southern Wesleyan (11-10-17) |
| | 5 | | Alexis Pitchford at Norfolk State (12/15/17) |
| Turnovers | 5 | | Alexus Willey at #14/14 Duke (12-7-17) |
| | 5 | | Nadine Soliman vs VCU (11-21-17) |
| | 5 | | Alexus Willey at Radford (11/28/17) |
| | 5 | | Ije Ajemba vs Campbell (11-25-17) |
| Fouls | 5 | | Ije Ajemba at Eastern Kentucky University (11/18/17) |
| | 5 | | Nadine Soliman at Coastal Carolina (11/14/17) |
| | 5 | | Alexus Willey vs Southern Wesleyan (11-10-17) |
| | 5 | | Alexus Willey vs Campbell (11-25-17) |
| Minutes | 38 | | Alexus Willey vs Campbell (11-25-17) |
| | 38 | | Alexus Willey vs VCU (11-21-17) |
| | 38 | | Nadine Soliman vs VCU (11-21-17) |

OPPONENT PLAYER GAME HIGHS

Opponent - GAME HIGHS

| | | | |
|-----------------------|------|---------|---|
| POINTS | 85 | | at #14/14 Duke (12-7-17) |
| | 72 | | CAMPBELL (11-25-17) |
| | 70 | | at Eastern Kentucky University (11/18/17) |
| | 68 | | at Virginia (12/02/17) |
| | 64 | | at Norfolk State (12/15/17) |
| FIELD GOALS MADE | 39 | | at #14/14 Duke (12-7-17) |
| | 29 | | at Eastern Kentucky University (11/18/17) |
| FIELD GOAL ATTEMPTS | 68 | | at #14/14 Duke (12-7-17) |
| | 60 | | at Eastern Kentucky University (11/18/17) |
| FIELD GOAL PERCENTAGE | .574 | (39-68) | at #14/14 Duke (12-7-17) |
| | .565 | (26-46) | at Virginia (12/02/17) |
| 3 PT FIELD GOALS MADE | 9 | | at Virginia (12/02/17) |
| | 6 | | VCU (11-21-17) |
| 3 PT FG ATTEMPTS | 18 | | MURRAY STATE (12-11-17) |
| | 17 | | at Norfolk State (12/15/17) |
| | 17 | | VCU (11-21-17) |
| 3 PT FG PERCENTAGE | .600 | (9-15) | at Virginia (12/02/17) |
| | .417 | (5-12) | at Coastal Carolina (11/14/17) |
| FREE THROWS MADE | 19 | | MURRAY STATE (12-11-17) |
| | 18 | | at Radford (11/28/17) |
| FREE THROW ATTEMPTS | 24 | | MURRAY STATE (12-11-17) |
| | 23 | | SOUTHERN WESLEYAN (11-10-17) |
| FREE THROW PERCENTAGE | .833 | (10-12) | at Eastern Kentucky University (11/18/17) |
| | .818 | (18-22) | at Radford (11/28/17) |
| REBOUNDS | 39 | | at Radford (11/28/17) |
| | 37 | | at #14/14 Duke (12-7-17) |
| ASSISTS | 24 | | at #14/14 Duke (12-7-17) |
| | 18 | | at Eastern Kentucky University (11/18/17) |
| STEALS | 17 | | at #14/14 Duke (12-7-17) |
| | 11 | | MURRAY STATE (12-11-17) |
| | 11 | | at Coastal Carolina (11/14/17) |
| BLOCKED SHOTS | 9 | | at Radford (11/28/17) |
| | 7 | | at Virginia (12/02/17) |
| TURNOVERS | 29 | | GREENSBORO COLLEGE (11-12-17) |
| | 22 | | at Coastal Carolina (11/14/17) |
| FOULS | 29 | | VCU (11-21-17) |
| | 26 | | GREENSBORO COLLEGE (11-12-17) |

ROSTER REPORT

#0 DJ HOWARD



GAME BY GAME STATISTICS

#00 D.J. Howard

| Opponent | Date | gs | min | Total | | 3-Pointers | | Free throws | | Rebounds | | | | pf | a | t/o | blk | stl | pts | avg |
|----------------------------|----------|----------|-----------|-------------|-------------|-------------|-------------|-------------|-------------|----------|----------|----------|------------|----------|----------|----------|----------|----------|-----------|------------|
| | | | | fg-fga | pct | 3fg-fga | pct | ft-fa | pct | off | def | tot | avg | | | | | | | |
| SOUTHERN WESLEYAN | 11-10-17 | | dnp | - | - | - | - | - | - | - | - | - | - | - | - | - | - | - | - | - |
| GREENSBORO COLLEGE | 11-12-17 | 14 | 2-10 | .200 | 1-8 | .125 | 1-2 | .500 | 0 | 2 | 2 | 2.0 | 1 | 0 | 0 | 1 | 2 | 6 | 6.0 | |
| at Coastal Carolina | 11/14/17 | 3 | 0-3 | .000 | 0-1 | .000 | 0-0 | .000 | 1 | 0 | 1 | 1.5 | 0 | 0 | 1 | 0 | 0 | 0 | 3.0 | |
| at Eastern Kentucky Univer | 11/18/17 | 4 | 0-1 | .000 | 0-1 | .000 | 0-0 | .000 | 0 | 1 | 1 | 1.3 | 0 | 0 | 1 | 0 | 0 | 0 | 2.0 | |
| VCU | 11-21-17 | 7 | 0-1 | .000 | 0-1 | .000 | 0-0 | .000 | 1 | 0 | 1 | 1.3 | 0 | 1 | 1 | 0 | 0 | 0 | 1.5 | |
| CAMPBELL | 11-25-17 | 10 | 1-2 | .500 | 1-2 | .500 | 0-0 | .000 | 1 | 1 | 2 | 1.4 | 0 | 1 | 0 | 0 | 0 | 3 | 1.8 | |
| at Radford | 11/28/17 | 4 | 1-1 | 1.000 | 1-1 | 1.000 | 0-0 | .000 | 0 | 0 | 0 | 1.2 | 1 | 0 | 1 | 0 | 0 | 3 | 2.0 | |
| at Virginia | 12/02/17 | 5 | 0-0 | .000 | 0-0 | .000 | 0-0 | .000 | 0 | 0 | 0 | 1.0 | 0 | 0 | 0 | 0 | 0 | 0 | 1.7 | |
| at #14/14 Duke | 12-7-17 | 5 | 0-0 | .000 | 0-0 | .000 | 0-0 | .000 | 0 | 2 | 2 | 1.1 | 0 | 1 | 1 | 0 | 0 | 0 | 1.5 | |
| MURRAY STATE | 12-11-17 | 2 | 0-0 | .000 | 0-0 | .000 | 0-0 | .000 | 0 | 0 | 0 | 1.0 | 0 | 1 | 2 | 0 | 0 | 0 | 1.3 | |
| at Norfolk State | 12/15/17 | 0 | 0-0 | .000 | 0-0 | .000 | 0-0 | .000 | 0 | 0 | 0 | 0.9 | 0 | 0 | 0 | 0 | 0 | 0 | 1.2 | |
| Totals | | 0 | 54 | 4-18 | .222 | 3-14 | .214 | 1-2 | .500 | 3 | 6 | 9 | 0.9 | 2 | 4 | 7 | 1 | 2 | 12 | 1.2 |

R-So.

Guard

5-8

Orangeburg, S.C.

Georgia Tech

Games played: 10
 Minutes/game: 5.4
 Points/game: 1.2
 FG Pct: 22.2
 3FG Pct: 21.4
 FT Pct: 50.0

Rebounds/game: 0.9
 Assists/game: 0.4
 Turnovers/game: 0.7
 Assist/turnover ratio: 0.6
 Steals/game: 0.2
 Blocks/game: 0.1

Season Highs

Points.....6 (11-12-17 vs. Greensboro)

Rebounds.....2 (2 times)

Assists.....1 (4 times)

Steals.....2 (11-12-17 vs. Greensboro)

Blocks.....1 (11-12-17 vs. Greensboro)

Career Highs

Points.....6 (11-12-17 vs. Greensboro)

Rebounds.....2 (2 times)

Assists.....1 (4 times)

Steals.....2 (11-12-17 vs. Greensboro)


Blocks.....1 (11-12-17 vs. Greensboro)

D.J. Howard

| Season | gp-gs | min/avg | Total | | 3-Point | | F-Throws | | Rebounds | | | | pf | fo | ast | to | blk | stl | Scoring | |
|--------------|-------------|---------------|-------------|-------------|-------------|-------------|------------|-------------|----------|----------|----------|------------|----------|----------|----------|----------|----------|----------|-----------|------------|
| | | | fg-fga | pct | fg-fga | pct | ft-fa | pct | off | def | tot | avg | | | | | | | pts | avg |
| 2017-18 | 10-0 | 54/5.4 | 4-18 | .222 | 3-14 | .214 | 1-2 | .500 | 3 | 6 | 9 | 0.9 | 2 | 0 | 4 | 7 | 1 | 2 | 12 | 1.2 |
| TOTAL | 10-0 | 54/5.4 | 4-18 | .222 | 3-14 | .214 | 1-2 | .500 | 3 | 6 | 9 | 0.9 | 2 | 0 | 4 | 7 | 1 | 2 | 12 | 1.2 |

ROSTER REPORT

#2 ALEXUS WILLEY



GAME BY GAME STATISTICS

#02 Alexis Willey

| Opponent | Date | gs | min | Total | | 3-Pointers | | Free throws | | Rebounds | | | | pf | a | t/o | blk | stl | pts | avg | |
|----------------------------|----------|----|-----|--------|-------|------------|-------|-------------|-------|----------|-----|-----|-----|-----|----|-----|-----|-----|-----|------|------|
| | | | | fg-fga | pct | 3fg-fga | pct | ft-fa | pct | off | def | tot | avg | | | | | | | | |
| SOUTHERN WESLEYAN | 11-10-17 | * | 23 | 2-7 | .286 | 1-5 | .200 | 0-0 | .000 | 1 | 5 | 6 | 6.0 | 5 | 1 | 2 | 1 | 1 | 5 | 5.0 | |
| GREENSBORO COLLEGE | 11-12-17 | * | 22 | 3-7 | .429 | 1-5 | .200 | 4-6 | .667 | 0 | 3 | 3 | 4.5 | 0 | 1 | 1 | 0 | 2 | 11 | 8.0 | |
| at Coastal Carolina | 11/14/17 | | 34 | 5-10 | .500 | 4-9 | .444 | 0-0 | .000 | 0 | 4 | 4 | 4.3 | 0 | 0 | 2 | 2 | 1 | 14 | 10.0 | |
| at Eastern Kentucky Univer | 11/18/17 | | 30 | 1-5 | .200 | 0-3 | .000 | 0-0 | .000 | 0 | 1 | 1 | 3.5 | 2 | 1 | 0 | 0 | 0 | 2 | 8.0 | |
| VCU | 11-21-17 | * | 38 | 3-11 | .273 | 0-5 | .000 | 2-3 | .667 | 1 | 3 | 4 | 3.6 | 1 | 1 | 3 | 0 | 0 | 8 | 8.0 | |
| CAMPBELL | 11-25-17 | * | 38 | 5-6 | .833 | 1-2 | .500 | 4-5 | .800 | 0 | 2 | 2 | 3.3 | 2 | 2 | 0 | 2 | 2 | 15 | 9.2 | |
| at Radford | 11/28/17 | * | 34 | 5-10 | .500 | 5-7 | .714 | 1-2 | .500 | 0 | 4 | 4 | 3.4 | 5 | 0 | 2 | 1 | 0 | 16 | 10.1 | |
| at Virginia | 12/02/17 | * | 27 | 2-5 | .400 | 1-3 | .333 | 2-4 | .500 | 1 | 2 | 3 | 3.4 | 2 | 1 | 1 | 0 | 1 | 7 | 9.8 | |
| at #14/14 Duke | 12-7-17 | * | 32 | 2-10 | .200 | 2-8 | .250 | 9-13 | .692 | 0 | 2 | 2 | 3.2 | 2 | 1 | 5 | 0 | 0 | 15 | 10.3 | |
| MURRAY STATE | 12-11-17 | * | 35 | 3-12 | .250 | 2-8 | .250 | 1-2 | .500 | 1 | 4 | 5 | 3.4 | 1 | 3 | 2 | 0 | 1 | 9 | 10.2 | |
| at Norfolk State | 12/15/17 | * | 34 | 5-10 | .500 | 2-5 | .400 | 4-4 | 1.000 | 0 | 3 | 3 | 3.4 | 2 | 1 | 2 | 1 | 0 | 16 | 10.7 | |
| Totals | | | 9 | 347 | 36-93 | .387 | 19-60 | .317 | 27-39 | .692 | 4 | 33 | 37 | 3.4 | 22 | 12 | 20 | 7 | 8 | 118 | 10.7 |

So.
Guard
5-9
Waldorf, Md.
Riverdale Baptist
Season Highs

Games played: 11
Minutes/game: 31.5
Points/game: 10.7
FG Pct: 38.7
3FG Pct: 31.7
FT Pct: 69.2

Rebounds/game: 3.4
Assists/game: 1.1
Turnovers/game: 1.8
Assist/turnover ratio: 0.6
Steals/game: 0.7
Blocks/game: 0.6

Points..... 16 (2 times)
Rebounds... 6 (11-10-17 vs. Southern Wesleyan)
Assists 3 (12-11-17 vs. Murray State)
Steals 2 (2 times)
Blocks..... 2 (2 times)

Career Highs

Points..... 18 (12-5-16 vs. Barton)
Rebounds..... 7 (2 times)
Assists 3 (12-11-17 vs. Murray State)
Steals 3 (4 times)
Blocks..... 2 (2 times)

Alexus Willey

| Season | gp-gs | min/avg | Total | | 3-Point | | F-Throws | | Rebounds | | | | Scoring | | | | | | | |
|---------|-------|----------|--------|------|---------|------|----------|------|----------|-----|-----|-----|---------|----|-----|----|-----|-----|-----|------|
| | | | fg-fga | pct | fg-fga | pct | ft-fa | pct | off | def | tot | avg | pf | fo | ast | to | blk | stl | pts | avg |
| 2016-17 | 35-1 | 584/16.7 | 50-135 | .370 | 36-104 | .346 | 36-58 | .621 | 29 | 72 | 101 | 2.9 | 65 | 2 | 15 | 20 | 6 | 20 | 172 | 4.9 |
| 2017-18 | 11-9 | 347/31.5 | 36-93 | .387 | 19-60 | .317 | 27-39 | .692 | 4 | 33 | 37 | 3.4 | 22 | 2 | 12 | 20 | 7 | 8 | 118 | 10.7 |
| TOTAL | 46-10 | 931/20.2 | 86-228 | .377 | 55-164 | .335 | 63-97 | .649 | 33 | 105 | 138 | 3.0 | 87 | 4 | 27 | 40 | 13 | 28 | 290 | 6.3 |

ROSTER REPORT

#3 ALEXIS PITCHFORD



GAME BY GAME STATISTICS

#03 Alexis Pitchford

| Opponent | Date | gs | min | Total | | 3-Pointers | | Free throws | | Rebounds | | | | pf | a | t/o | blk | stl | pts | avg | |
|----------------------------|----------|----|-----|--------|-------|------------|-------|-------------|------|----------|-----|-----|-----|-----|----|-----|-----|-----|-----|-----|-----|
| | | | | fg-fga | pct | 3fg-fga | pct | ft-fa | pct | off | def | tot | avg | | | | | | | | |
| SOUTHERN WESLEYAN | 11-10-17 | * | 27 | 4-6 | .667 | 1-3 | .333 | 0-0 | .000 | 0 | 4 | 4 | 4.0 | 1 | 6 | 0 | 0 | 0 | 9 | 9.0 | |
| GREENSBORO COLLEGE | 11-12-17 | * | 18 | 1-2 | .500 | 0-0 | .000 | 0-0 | .000 | 0 | 0 | 0 | 2.0 | 1 | 4 | 2 | 0 | 0 | 2 | 5.5 | |
| at Coastal Carolina | 11/14/17 | * | 20 | 1-2 | .500 | 0-0 | .000 | 3-4 | .750 | 0 | 1 | 1 | 1.7 | 2 | 2 | 4 | 0 | 3 | 5 | 5.3 | |
| at Eastern Kentucky Univer | 11/18/17 | * | 22 | 1-4 | .250 | 1-2 | .500 | 0-0 | .000 | 0 | 0 | 0 | 1.3 | 1 | 0 | 3 | 0 | 0 | 3 | 4.8 | |
| VCU | 11-21-17 | | 9 | 0-1 | .000 | 0-1 | .000 | 0-0 | .000 | 0 | 1 | 1 | 1.2 | 1 | 0 | 0 | 0 | 1 | 0 | 3.8 | |
| CAMPBELL | 11-25-17 | | 7 | 0-2 | .000 | 0-0 | .000 | 0-0 | .000 | 0 | 0 | 0 | 1.0 | 2 | 0 | 0 | 0 | 1 | 0 | 3.2 | |
| at Radford | 11/28/17 | | 13 | 0-1 | .000 | 0-0 | .000 | 0-0 | .000 | 0 | 0 | 0 | 0.9 | 0 | 3 | 1 | 0 | 1 | 0 | 2.7 | |
| at Virginia | 12/02/17 | | 14 | 2-5 | .400 | 1-1 | 1.000 | 0-0 | .000 | 0 | 0 | 0 | 0.8 | 0 | 0 | 1 | 0 | 1 | 5 | 3.0 | |
| at #14/14 Duke | 12-7-17 | | 18 | 1-4 | .250 | 1-3 | .333 | 0-0 | .000 | 0 | 0 | 0 | 0.7 | 0 | 2 | 2 | 0 | 1 | 3 | 3.0 | |
| MURRAY STATE | 12-11-17 | | 6 | 0-1 | .000 | 0-0 | .000 | 0-0 | .000 | 0 | 1 | 1 | 0.7 | 2 | 0 | 1 | 0 | 0 | 0 | 2.7 | |
| at Norfolk State | 12/15/17 | | 24 | 1-3 | .333 | 0-1 | .000 | 2-6 | .333 | 1 | 3 | 4 | 1.0 | 3 | 3 | 5 | 0 | 1 | 4 | 2.8 | |
| Totals | | | 4 | 178 | 11-31 | .355 | 4-11 | .364 | 5-10 | .500 | 1 | 10 | 11 | 1.0 | 13 | 20 | 19 | 0 | 9 | 31 | 2.8 |

So.

Guard

5-6

Orlando, Fla.

Winter Park

Season Highs

Points.....9 (11-10-17 vs. Southern Wesleyan)

Rebounds.....4 (2 times)

Assists.....6 (11-10-17 vs. Southern Wesleyan)

Steals.....3 (11-14-17 vs. Coastal Carolina)

Blocks.....N/A

Games played: 11
Minutes/game: 16.2
Points/game: 2.8
FG Pct: 35.5
3FG Pct: 36.4
FT Pct: 50.0

Rebounds/game: 1.0
Assists/game: 1.8
Turnovers/game: 1.7
Assist/turnover ratio: 1.1
Steals/game: 0.8

Career Highs

Points..... 19 (12-18-16 vs. Eastern Kentucky)

Rebounds.....7 (11-14-16 vs. UNC Asheville)

Assists..... 10 (11-17-16 at Tennessee Tech)

Steals.....3 (5 times)

Blocks.....1 (2 times)

| Alexis Pitchford | | | | | | | | | | | | | | | | | | | | |
|------------------|-------|-----------|--------|------|---------|------|----------|------|----------|-----|-----|-----|---------|----|-----|-----|-----|-----|-----|-----|
| Season | gp-gs | min/avg | Total | | 3-Point | | F-Throws | | Rebounds | | | | Scoring | | | | | | | |
| | | | fg-fga | pct | fg-fga | pct | ft-fa | pct | off | def | tot | avg | pf | fo | ast | to | blk | stl | pts | avg |
| 2016-17 | 35-34 | 923/26.4 | 72-216 | .333 | 22-75 | .293 | 57-70 | .814 | 14 | 87 | 101 | 2.9 | 85 | 1 | 100 | 114 | 2 | 38 | 223 | 6.4 |
| 2017-18 | 11-4 | 178/16.2 | 11-31 | .355 | 4-11 | .364 | 5-10 | .500 | 1 | 10 | 11 | 1.0 | 13 | 0 | 20 | 19 | 0 | 9 | 31 | 2.8 |
| TOTAL | 46-38 | 1101/23.9 | 83-247 | .336 | 26-86 | .302 | 62-80 | .775 | 15 | 97 | 112 | 2.4 | 98 | 1 | 120 | 133 | 2 | 47 | 254 | 5.5 |

ROSTER REPORT

#4 MANGELA NGANDJUI



GAME BY GAME STATISTICS

| Opponent | Date | gs | min | Total | | 3-Pointers | | Free throws | | Rebounds | | | | pf | a | t/o | blk | stl | pts | avg | |
|----------------------------|----------|----|----------|-----------|-------------|-------------|------------|-------------|------------|-------------|----------|-----------|-----------|------------|-----------|----------|-----------|----------|----------|-----------|------------|
| | | | | fg-fga | pct | 3fg-fga | pct | ft-fa | pct | off | def | tot | avg | | | | | | | | |
| SOUTHERN WESLEYAN | 11-10-17 | | dnp | - | - | - | - | - | - | - | - | - | - | - | - | - | - | - | - | - | |
| GREENSBORO COLLEGE | 11-12-17 | | dnp | - | - | - | - | - | - | - | - | - | - | - | - | - | - | - | - | - | |
| at Coastal Carolina | 11/14/17 | | dnp | - | - | - | - | - | - | - | - | - | - | - | - | - | - | - | - | - | |
| at Eastern Kentucky Univer | 11/18/17 | | dnp | - | - | - | - | - | - | - | - | - | - | - | - | - | - | - | - | - | |
| VCU | 11-21-17 | | dnp | - | - | - | - | - | - | - | - | - | - | - | - | - | - | - | - | - | |
| CAMPBELL | 11-25-17 | | 2 | 0-1 | .000 | 0-0 | .000 | 0-0 | .000 | 0 | 0 | 0 | 0.0 | 0 | 0 | 1 | 0 | 0 | 0 | 0.0 | |
| at Radford | 11/28/17 | | 20 | 2-6 | .333 | 0-0 | .000 | 0-0 | .000 | 0 | 2 | 2 | 1.0 | 3 | 0 | 3 | 0 | 1 | 4 | 2.0 | |
| at Virginia | 12/02/17 | | 11 | 2-2 | 1.000 | 0-0 | .000 | 0-0 | .000 | 0 | 1 | 1 | 1.0 | 1 | 0 | 0 | 1 | 0 | 4 | 2.7 | |
| at #14/14 Duke | 12-7-17 | * | 22 | 1-6 | .167 | 0-0 | .000 | 0-0 | .000 | 1 | 3 | 4 | 1.8 | 2 | 1 | 3 | 0 | 3 | 2 | 2.5 | |
| MURRAY STATE | 12-11-17 | * | 17 | 2-4 | .500 | 0-1 | .000 | 0-0 | .000 | 2 | 4 | 6 | 2.6 | 3 | 0 | 3 | 0 | 0 | 4 | 2.8 | |
| at Norfolk State | 12/15/17 | | 10 | 0-3 | .000 | 0-0 | .000 | 0-0 | .000 | 0 | 0 | 0 | 2.2 | 3 | 0 | 2 | 0 | 2 | 0 | 2.3 | |
| Totals | | | 2 | 82 | 7-22 | .318 | 0-1 | .000 | 0-0 | .000 | 3 | 10 | 13 | 2.2 | 12 | 1 | 12 | 1 | 6 | 14 | 2.3 |

So.
Forward
5-10

Upper Marlboro, Md.
Riverdale Baptist

Season Highs

Points.....4 (3 times)
Rebounds.....6 (12-11-17 vs. Murray State)
Assists.....1 (12-7-17 at Duke)
Steals.....3 (12-11-17 at Duke)
Blocks.....1 (12-2-17 at Virginia)

Games played: 6
Minutes/game: 13.7
Points/game: 2.3
FG Pct: 31.8
3FG Pct: 0.0

Rebounds/game: 2.2
Assists/game: 0.2
Turnovers/game: 2.0
Assist/turnover ratio: 0.1
Steals/game: 1.0
Blocks/game: 0.2

Career Highs

Points.....19 (3-2-17 vs. Furman)
Rebounds.....12 (3-2-17 vs. Furman)
Assists.....1 (5 times)
Steals.....3 (12-11-17 at Duke)
Blocks.....2 (2 times)

| | | Mangela Ngandjui | | | | | | | | | | | | | | | Scoring | | | |
|--------------|-------------|------------------|---------------|-------------|------------|-------------|--------------|-------------|-----------|-----------|-----------|------------|-----------|----------|----------|-----------|-----------|-----------|------------|------------|
| Season | gp-gs | min/avg | Total | | 3-Point | | F-Throws | | Rebounds | | | | pf | fo | ast | to | blk | stl | pts | avg |
| | | | fg-fga | pct | fg-fga | pct | ft-fa | pct | off | def | tot | avg | | | | | | | | |
| 2016-17 | 29-1 | 281/9.7 | 38-104 | .365 | 0-0 | .000 | 11-23 | .478 | 33 | 43 | 76 | 2.6 | 39 | 0 | 4 | 15 | 15 | 13 | 87 | 3.0 |
| 2017-18 | 6-2 | 82/13.7 | 7-22 | .318 | 0-1 | .000 | 0-0 | .000 | 3 | 10 | 13 | 2.2 | 12 | 0 | 1 | 12 | 1 | 6 | 14 | 2.3 |
| TOTAL | 35-3 | 363/10.4 | 45-126 | .357 | 0-1 | .000 | 11-23 | .478 | 36 | 53 | 89 | 2.5 | 51 | 0 | 5 | 27 | 16 | 19 | 101 | 2.9 |

ROSTER REPORT

#5 BRANDI FIER



GAME BY GAME STATISTICS

#05 Brandi Fier

| Opponent | Date | gs | min | Total | | 3-Pointers | | Free throws | | Rebounds | | | | pf | a | t/o | blk | stl | pts | avg | |
|----------------------------|----------|----|-----|--------|-------|------------|-------|-------------|-------|----------|-----|-----|-----|-----|----|-----|-----|-----|-----|------|-----|
| | | | | fg-fga | pct | 3fg-fga | pct | ft-fa | pct | off | def | tot | avg | | | | | | | | |
| SOUTHERN WESLEYAN | 11-10-17 | | 16 | 2-4 | .500 | 0-1 | .000 | 0-0 | .000 | 0 | 1 | 1 | 1.0 | 4 | 1 | 0 | 1 | 1 | 4 | 4.0 | |
| GREENSBORO COLLEGE | 11-12-17 | | 23 | 3-6 | .500 | 0-1 | .000 | 0-0 | .000 | 0 | 3 | 3 | 2.0 | 3 | 3 | 3 | 0 | 1 | 6 | 5.0 | |
| at Coastal Carolina | 11/14/17 | * | 38 | 7-10 | .700 | 0-0 | .000 | 4-7 | .571 | 0 | 3 | 3 | 2.3 | 4 | 9 | 3 | 0 | 1 | 18 | 9.3 | |
| at Eastern Kentucky Univer | 11/18/17 | * | 35 | 6-9 | .667 | 0-1 | .000 | 1-2 | .500 | 0 | 0 | 0 | 1.8 | 4 | 5 | 3 | 0 | 0 | 13 | 10.3 | |
| VCU | 11-21-17 | * | 34 | 3-7 | .429 | 1-3 | .333 | 6-9 | .667 | 1 | 3 | 4 | 2.2 | 1 | 7 | 3 | 0 | 1 | 13 | 10.8 | |
| CAMPBELL | 11-25-17 | * | 33 | 5-10 | .500 | 2-2 | 1.000 | 0-0 | .000 | 0 | 0 | 0 | 1.8 | 3 | 4 | 1 | 0 | 0 | 12 | 11.0 | |
| at Radford | 11/28/17 | * | 37 | 5-9 | .556 | 1-1 | 1.000 | 1-1 | 1.000 | 1 | 2 | 3 | 2.0 | 1 | 4 | 3 | 0 | 1 | 12 | 11.1 | |
| at Virginia | 12/02/17 | * | 30 | 1-6 | .167 | 0-2 | .000 | 0-0 | .000 | 0 | 1 | 1 | 1.9 | 1 | 2 | 3 | 0 | 1 | 2 | 10.0 | |
| at #14/14 Duke | 12-7-17 | * | 21 | 1-4 | .250 | 0-1 | .000 | 0-0 | .000 | 0 | 2 | 2 | 1.9 | 0 | 1 | 3 | 0 | 1 | 2 | 9.1 | |
| MURRAY STATE | 12-11-17 | * | 34 | 0-4 | .000 | 0-1 | .000 | 0-0 | .000 | 0 | 1 | 1 | 1.8 | 4 | 5 | 4 | 0 | 2 | 0 | 8.2 | |
| at Norfolk State | 12/15/17 | * | 16 | 1-2 | .500 | 0-1 | .000 | 0-0 | .000 | 0 | 1 | 1 | 1.7 | 4 | 0 | 3 | 0 | 0 | 2 | 7.6 | |
| Totals | | | 9 | 317 | 34-71 | .479 | 4-14 | .286 | 12-19 | .632 | 2 | 17 | 19 | 1.7 | 29 | 41 | 29 | 1 | 9 | 84 | 7.6 |

Jr.
Guard
5-8
South Beloit, Ill.
Illinois Central

Games played: 11
Minutes/game: 28.8
Points/game: 7.6
FG Pct: 47.9
3FG Pct: 28.6
FT Pct: 63.2

Rebounds/game: 1.7
Assists/game: 3.7
Turnovers/game: 2.6
Assist/turnover ratio: 1.4
Steals/game: 0.8
Blocks/game: 0.1

Season Highs

Points..... 18 (11-14-17 at Coastal Carolina)
Rebounds..... 4 (11-21-17 vs. VCU)
Assists..... 9 (11-14-17 at Coastal Carolina)
Steals..... 2 (12-15-17 vs. Murray State)
Blocks..... 1 (11-10-17 vs. Southern Wesleyan)

Career Highs

Points..... 18 (11-14-17 at Coastal Carolina)
Rebounds..... 4 (11-21-17 vs. VCU)
Assists..... 9 (11-14-17 at Coastal Carolina)
Steals..... 2 (12-15-17 vs. Murray State)
Blocks..... 1 (11-10-17 vs. Southern Wesleyan)

| | | Brandi Fier | | | | | | | | | | | | | | | | Scoring | | |
|---------|-------|-------------|--------|------|---------|------|----------|------|----------|-----|-----|-----|----|----|-----|----|-----|---------|-----|-----|
| Season | gp-gs | min/avg | Total | | 3-Point | | F-Throws | | Rebounds | | | | pf | fo | ast | to | blk | stl | pts | avg |
| | | | fg-fga | pct | fg-fga | pct | ft-fa | pct | off | def | tot | avg | | | | | | | | |
| 2017-18 | 11-9 | 317/28.8 | 34-71 | .479 | 4-14 | .286 | 12-19 | .632 | 2 | 17 | 19 | 1.7 | 29 | 0 | 41 | 29 | 1 | 9 | 84 | 7.6 |
| TOTAL | 11-9 | 317/28.8 | 34-71 | .479 | 4-14 | .286 | 12-19 | .632 | 2 | 17 | 19 | 1.7 | 29 | 0 | 41 | 29 | 1 | 9 | 84 | 7.6 |

ROSTER REPORT

#11 AMESHA MILLER



GAME BY GAME STATISTICS

#11 Amesha Miller

| Opponent | Date | gs | min | Total | | 3-Pointers | | Free throws | | Rebounds | | | | pf | a | t/o | blk | stl | pts | avg |
|----------------------------|----------|----------|------------|--------------|-------------|------------|-------------|--------------|-------------|-----------|-----------|-----------|------------|-----------|----------|-----------|----------|----------|-----------|------------|
| | | | | fg-fga | pct | 3fg-fga | pct | ft-fta | pct | off | def | tot | avg | | | | | | | |
| SOUTHERN WESLEYAN | 11-10-17 | 20 | 6-7 | .857 | 0-0 | .000 | 5-6 | .833 | 4 | 4 | 8 | 8.0 | 4 | 0 | 1 | 2 | 1 | 17 | 17.0 | |
| GREENSBORO COLLEGE | 11-12-17 | 19 | 5-8 | .625 | 0-0 | .000 | 1-2 | .500 | 0 | 5 | 5 | 6.5 | 2 | 0 | 3 | 4 | 1 | 11 | 14.0 | |
| at Coastal Carolina | 11/14/17 | 8 | 0-2 | .000 | 0-0 | .000 | 0-0 | .000 | 0 | 1 | 1 | 4.7 | 2 | 0 | 1 | 0 | 0 | 0 | 9.3 | |
| at Eastern Kentucky Univer | 11/18/17 | 17 | 3-5 | .600 | 0-0 | .000 | 2-3 | .667 | 3 | 2 | 5 | 4.8 | 3 | 0 | 2 | 2 | 2 | 8 | 9.0 | |
| VCU | 11-21-17 | 14 | 3-5 | .600 | 0-0 | .000 | 1-2 | .500 | 1 | 2 | 3 | 4.4 | 3 | 0 | 0 | 0 | 0 | 7 | 8.6 | |
| CAMPBELL | 11-25-17 | 23 | 3-7 | .429 | 0-0 | .000 | 4-6 | .667 | 3 | 2 | 5 | 4.5 | 3 | 2 | 2 | 0 | 0 | 10 | 8.8 | |
| at Radford | 11/28/17 | 9 | 0-1 | .000 | 0-0 | .000 | 2-2 | 1.000 | 0 | 1 | 1 | 4.0 | 1 | 1 | 0 | 1 | 0 | 2 | 7.9 | |
| at Virginia | 12/02/17 | 6 | 0-1 | .000 | 0-0 | .000 | 2-2 | 1.000 | 0 | 0 | 0 | 3.5 | 0 | 0 | 0 | 0 | 0 | 2 | 7.1 | |
| at #14/14 Duke | 12-7-17 | 1 | 0-0 | .000 | 0-0 | .000 | 0-0 | .000 | 0 | 0 | 0 | 3.1 | 0 | 0 | 1 | 0 | 0 | 0 | 6.3 | |
| MURRAY STATE | 12-11-17 | dnp | - | - | - | - | - | - | - | - | - | - | - | - | - | - | - | - | - | |
| at Norfolk State | 12/15/17 | dnp | - | - | - | - | - | - | - | - | - | - | - | - | - | - | - | - | - | |
| Totals | | 0 | 117 | 20-36 | .556 | 0-0 | .000 | 17-23 | .739 | 11 | 17 | 28 | 3.1 | 18 | 3 | 10 | 9 | 4 | 57 | 6.3 |

Games played: 9
 Minutes/game: 13.0
 Points/game: 6.3
 FG Pct: 55.6
 FT Pct: 73.9

Rebounds/game: 3.1
 Assists/game: 0.3
 Turnovers/game: 1.1
 Assist/turnover ratio: 0.3
 Steals/game: 0.4
 Blocks/game: 1.0

Fr.
 Forward
 6-0
 Suffolk, Va.
 King's Fork

Season Highs

Points..... 17 (11-10-17 vs. Southern Wesleyan)
 Rebounds...8 (11-10-17 vs. Southern Wesleyan)
 Assists 2 (11-25-17 vs. Campbell)
 Steals 2 (11-18-17 at EKU)
 Blocks.....4 (11-12-17 vs. Greensboro)

Career Highs


Points..... 17 (11-10-17 vs. Southern Wesleyan)
 Rebounds...8 (11-10-17 vs. Southern Wesleyan)
 Assists 2 (11-25-17 vs. Campbell)
 Steals 2 (11-18-17 at EKU)
 Blocks.....4 (11-12-17 vs. Greensboro)

Amesha Miller

| Season | gp-gs | min/avg | Total | | 3-Point | | F-Throws | | Rebounds | | | | Scoring | | | | | | | |
|--------------|------------|-----------------|--------------|-------------|------------|-------------|--------------|-------------|-----------|-----------|-----------|------------|-----------|----------|----------|-----------|----------|----------|-----------|------------|
| | | | fg-fga | pct | fg-fga | pct | ft-fta | pct | off | def | tot | avg | pf | fo | ast | to | blk | stl | pts | avg |
| 2017-18 | 9-0 | 117/13.0 | 20-36 | .556 | 0-0 | .000 | 17-23 | .739 | 11 | 17 | 28 | 3.1 | 18 | 0 | 3 | 10 | 9 | 4 | 57 | 6.3 |
| TOTAL | 9-0 | 117/13.0 | 20-36 | .556 | 0-0 | .000 | 17-23 | .739 | 11 | 17 | 28 | 3.1 | 18 | 0 | 3 | 10 | 9 | 4 | 57 | 6.3 |

ROSTER REPORT

#12 CECE CRUDUP



GAME BY GAME STATISTICS

#12 Cece Crudup

| Opponent | Date | gs | min | Total | | 3-Pointers | | Free throws | | Rebounds | | | | pf | a | t/o | blk | stl | pts | avg |
|----------------------------|----------|-----|-----|--------|------|------------|------|-------------|-------|----------|-----|-----|-----|----|---|-----|-----|-----|-----|-----|
| | | | | fg-fga | pct | 3fg-fga | pct | ft-fa | pct | off | def | tot | avg | | | | | | | |
| SOUTHERN WESLEYAN | 11-10-17 | 27 | 27 | 2-9 | .222 | 0-2 | .000 | 0-0 | .000 | 0 | 6 | 6 | 6.0 | 3 | 2 | 1 | 0 | 2 | 4 | 4.0 |
| GREENSBORO COLLEGE | 11-12-17 | 14 | 14 | 5-6 | .833 | 0-1 | .000 | 1-2 | .500 | 0 | 0 | 0 | 3.0 | 3 | 1 | 1 | 0 | 2 | 11 | 7.5 |
| at Coastal Carolina | 11/14/17 | 3 | 3 | 0-2 | .000 | 0-0 | .000 | 0-0 | .000 | 0 | 0 | 0 | 2.0 | 0 | 0 | 0 | 0 | 0 | 0 | 5.0 |
| at Eastern Kentucky Univer | 11/18/17 | 5 | 5 | 0-1 | .000 | 0-0 | .000 | 0-0 | .000 | 0 | 1 | 1 | 1.8 | 0 | 0 | 0 | 0 | 0 | 0 | 3.8 |
| VCU | 11-21-17 | 4 | 4 | 1-3 | .333 | 0-0 | .000 | 0-0 | .000 | 1 | 0 | 1 | 1.6 | 1 | 0 | 0 | 0 | 2 | 3.4 | |
| CAMPBELL | 11-25-17 | 8 | 8 | 0-2 | .000 | 0-0 | .000 | 0-0 | .000 | 0 | 1 | 1 | 1.5 | 0 | 0 | 0 | 0 | 0 | 0 | 2.8 |
| at Radford | 11/28/17 | dnp | - | - | - | - | - | - | - | - | - | - | - | - | - | - | - | - | - | - |
| at Virginia | 12/02/17 | 3 | 3 | 0-0 | .000 | 0-0 | .000 | 0-0 | .000 | 0 | 0 | 0 | 1.3 | 0 | 0 | 1 | 0 | 0 | 0 | 2.4 |
| at #14/14 Duke | 12-7-17 | 2 | 2 | 0-1 | .000 | 0-1 | .000 | 0-0 | .000 | 0 | 0 | 0 | 1.1 | 0 | 0 | 0 | 0 | 0 | 0 | 2.1 |
| MURRAY STATE | 12-11-17 | dnp | - | - | - | - | - | - | - | - | - | - | - | - | - | - | - | - | - | - |
| at Norfolk State | 12/15/17 | 25 | 25 | 2-8 | .250 | 0-1 | .000 | 2-2 | 1.000 | 0 | 5 | 5 | 1.6 | 2 | 1 | 1 | 1 | 0 | 6 | 2.6 |
| Totals | | 0 | 91 | 10-32 | .313 | 0-5 | .000 | 3-4 | .750 | 1 | 13 | 14 | 1.6 | 9 | 4 | 4 | 1 | 4 | 23 | 2.6 |

Fr.
Guard
5-8
Richmond, Va.
Highland Springs

Games played: 9
Minutes/game: 10.1
Points/game: 2.6
FG Pct: 31.3
3FG Pct: 0.0
FT Pct: 75.0

Rebounds/game: 1.6
Assists/game: 0.4
Turnovers/game: 0.4
Assist/turnover ratio: 1.0
Steals/game: 0.4
Blocks/game: 0.1

Season Highs

Points..... 11 (11-12-17 vs. Greensboro)
Rebounds...6 (11-10-17 vs. Southern Wesleyan)
Assists2 (11-10-17 vs. Southern Wesleyan)
Steals2 (2 times)
Blocks..... 1 (12-15-17 at Norfolk State)

Career Highs

Points..... 11 (11-12-17 vs. Greensboro)
Rebounds...6 (11-10-17 vs. Southern Wesleyan)
Assists2 (11-10-17 vs. Southern Wesleyan)
Steals2 (2 times)
Blocks..... 1 (12-15-17 at Norfolk State)

Cece Crudup

| Season | gp-gs | min/avg | Total | | 3-Point | | F-Throws | | Rebounds | | | | Scoring | | | | | | | |
|---------|-------|---------|--------|------|---------|------|----------|------|----------|-----|-----|-----|---------|----|-----|----|-----|-----|-----|-----|
| | | | fg-fga | pct | fg-fga | pct | ft-fa | pct | off | def | tot | avg | pf | fo | ast | to | blk | stl | pts | avg |
| 2017-18 | 9-0 | 91/10.1 | 10-32 | .313 | 0-5 | .000 | 3-4 | .750 | 1 | 13 | 14 | 1.6 | 9 | 0 | 4 | 4 | 1 | 4 | 23 | 2.6 |
| TOTAL | 9-0 | 91/10.1 | 10-32 | .313 | 0-5 | .000 | 3-4 | .750 | 1 | 13 | 14 | 1.6 | 9 | 0 | 4 | 4 | 1 | 4 | 23 | 2.6 |

ROSTER REPORT

#14 AJA BOYD



GAME BY GAME STATISTICS

Has yet to appear in a game this season... Redshirting due to NCAA transfer rules

So.
Center
6-2
Petersburg, Va.
LIU Brooklyn

Career Highs

Points..... 28 (2-27-17 vs. Wagner) *
Rebounds..... 15 (2-27-17 vs. Wagner) *
Assists..... 1 (11 times)
Steals..... 3 (2-20-17 vs. St. Francis) *
Blocks..... 3 (2-20-17 vs. St. Francis) *

* - Denotes career highs
while at LIU Brooklyn

ROSTER REPORT

#21 ANEKA YELVERTON



GAME BY GAME STATISTICS

#21 Aneka Yelverton

| Opponent | Date | gs | min | Total | | 3-Pointers | | Free throws | | Rebounds | | | | pf | a | t/o | blk | stl | pts | avg |
|----------------------------|----------|----------|-----------|-------------|-------------|-------------|-------------|-------------|-------------|----------|----------|----------|------------|----------|----------|----------|----------|----------|-----------|------------|
| | | | | fg-fga | pct | 3fg-fga | pct | ft-fa | pct | off | def | tot | avg | | | | | | | |
| SOUTHERN WESLEYAN | 11-10-17 | 13 | | 4-7 | .571 | 1-4 | .250 | 0-1 | .000 | 0 | 0 | 0 | 0.0 | 1 | 1 | 0 | 0 | 0 | 9 | 9.0 |
| GREENSBORO COLLEGE | 11-12-17 | 8 | | 0-1 | .000 | 0-0 | .000 | 0-0 | .000 | 0 | 0 | 0 | 0.0 | 0 | 0 | 1 | 0 | 0 | 0 | 4.5 |
| at Coastal Carolina | 11/14/17 | dnp | | - | - | - | - | - | - | - | - | - | - | - | - | - | - | - | - | - |
| at Eastern Kentucky Univer | 11/18/17 | dnp | | - | - | - | - | - | - | - | - | - | - | - | - | - | - | - | - | - |
| VCU | 11-21-17 | 1 | | 0-0 | .000 | 0-0 | .000 | 0-0 | .000 | 0 | 0 | 0 | 0.0 | 0 | 0 | 0 | 0 | 0 | 0 | 3.0 |
| CAMPBELL | 11-25-17 | 1 | | 0-1 | .000 | 0-1 | .000 | 0-0 | .000 | 0 | 0 | 0 | 0.0 | 0 | 0 | 0 | 0 | 0 | 0 | 2.3 |
| at Radford | 11/28/17 | 1 | | 1-1 | 1.000 | 1-1 | 1.000 | 0-0 | .000 | 0 | 1 | 1 | 0.2 | 0 | 0 | 0 | 0 | 0 | 3 | 2.4 |
| at Virginia | 12/02/17 | 7 | | 0-2 | .000 | 0-1 | .000 | 0-0 | .000 | 0 | 1 | 1 | 0.3 | 0 | 0 | 0 | 1 | 0 | 2.0 | |
| at #14/14 Duke | 12-7-17 | 16 | | 1-5 | .200 | 1-5 | .200 | 2-2 | 1.000 | 0 | 1 | 1 | 0.4 | 0 | 1 | 0 | 0 | 5 | 2.4 | |
| MURRAY STATE | 12-11-17 | 10 | | 0-3 | .000 | 0-2 | .000 | 0-0 | .000 | 0 | 0 | 0 | 0.4 | 2 | 0 | 1 | 0 | 0 | 2.1 | |
| at Norfolk State | 12/15/17 | 11 | | 0-2 | .000 | 0-1 | .000 | 0-0 | .000 | 0 | 1 | 1 | 0.4 | 1 | 0 | 0 | 0 | 0 | 1.9 | |
| Totals | | 0 | 68 | 6-22 | .273 | 3-15 | .200 | 2-3 | .667 | 0 | 4 | 4 | 0.4 | 4 | 2 | 2 | 0 | 1 | 17 | 1.9 |

R-Fr.
Guard
5-8
Suffolk, Va.
Naval Academy Prep.

Games played: 9
Minutes/game: 7.6
Points/game: 1.9
FG Pct: 27.3
3FG Pct: 20.0
FT Pct: 66.7

Rebounds/game: 0.4
Assists/game: 0.2
Turnovers/game: 0.2
Assist/turnover ratio: 1.0
Steals/game: 0.1

Season Highs

Points.....9 (11-10-17 vs. Southern Wesleyan)
Rebounds.....1 (4 times)
Assists.....1 (2 times)
Steals.....1 (12-2-17 at Virginia)
Blocks.....N/A

Career Highs


Points.....9 (11-10-17 vs. Southern Wesleyan)
Rebounds.....1 (4 times)
Assists.....1 (2 times)
Steals.....1 (12-2-17 at Virginia)
Blocks.....N/A

Aneka Yelverton

| Season | gp-gs | min/avg | Total | | 3-Point | | F-Throws | | Rebounds | | | | Scoring | | | | | | | |
|--------------|------------|---------------|-------------|-------------|-------------|-------------|------------|-------------|----------|----------|----------|------------|----------|----------|----------|----------|----------|----------|-----------|------------|
| | | | fg-fga | pct | fg-fga | pct | ft-fa | pct | off | def | tot | avg | pf | fo | ast | to | blk | stl | pts | avg |
| 2017-18 | 9-0 | 68/7.6 | 6-22 | .273 | 3-15 | .200 | 2-3 | .667 | 0 | 4 | 4 | 0.4 | 4 | 0 | 2 | 2 | 0 | 1 | 17 | 1.9 |
| TOTAL | 9-0 | 68/7.6 | 6-22 | .273 | 3-15 | .200 | 2-3 | .667 | 0 | 4 | 4 | 0.4 | 4 | 0 | 2 | 2 | 0 | 1 | 17 | 1.9 |

ROSTER REPORT

#22 LILLIAN IZUNDU



GAME BY GAME STATISTICS

Has yet to appear in a game this season...

Fr.
Center
6-3
Onitsha, Anambra, Nigeria
Forest Trail Academy

Season Highs

Points.....N/A
Rebounds.....N/A
Assists.....N/A
Steals.....N/A
Blocks.....N/A

Career Highs

Points.....N/A
Rebounds.....N/A
Assists.....N/A
Steals.....N/A
Blocks.....N/A

ROSTER REPORT

#23 TE'JA TWITTY



GAME BY GAME STATISTICS

#23 Te'ja Twitty

| Opponent | Date | gs | min | Total | | 3-Pointers | | Free throws | | Rebounds | | | | pf | a | t/o | blk | stl | pts | avg | |
|----------------------------|----------|----|-----|--------|-------|------------|------|-------------|-------|----------|-----|-----|------|-----|----|-----|-----|-----|-----|------|-----|
| | | | | fg-fga | pct | 3fg-fga | pct | ft-fa | pct | off | def | tot | avg | | | | | | | | |
| SOUTHERN WESLEYAN | 11-10-17 | * | 22 | 2-8 | .250 | 0-0 | .000 | 4-6 | .667 | 5 | 4 | 9 | 9.0 | 1 | 2 | 1 | 0 | 2 | 8 | 8.0 | |
| GREENSBORO COLLEGE | 11-12-17 | * | 28 | 4-9 | .444 | 0-0 | .000 | 3-4 | .750 | 5 | 9 | 14 | 11.5 | 1 | 1 | 2 | 0 | 4 | 11 | 9.5 | |
| at Coastal Carolina | 11/14/17 | * | 35 | 5-10 | .500 | 0-1 | .000 | 0-2 | .000 | 2 | 3 | 5 | 9.3 | 2 | 1 | 2 | 0 | 0 | 10 | 9.7 | |
| at Eastern Kentucky Univer | 11/18/17 | * | 26 | 3-9 | .333 | 0-0 | .000 | 0-0 | .000 | 1 | 0 | 1 | 7.3 | 3 | 0 | 1 | 0 | 1 | 6 | 8.8 | |
| VCU | 11-21-17 | * | 35 | 8-10 | .800 | 0-0 | .000 | 4-4 | 1.000 | 3 | 4 | 7 | 7.2 | 1 | 1 | 1 | 1 | 1 | 20 | 11.0 | |
| CAMPBELL | 11-25-17 | * | 26 | 3-8 | .375 | 0-0 | .000 | 0-0 | .000 | 1 | 2 | 3 | 6.5 | 2 | 0 | 1 | 0 | 1 | 6 | 10.2 | |
| at Radford | 11/28/17 | * | 23 | 0-6 | .000 | 0-0 | .000 | 0-0 | .000 | 0 | 2 | 2 | 5.9 | 3 | 2 | 3 | 0 | 1 | 0 | 8.7 | |
| at Virginia | 12/02/17 | * | 26 | 2-3 | .667 | 0-0 | .000 | 3-4 | .750 | 1 | 2 | 3 | 5.5 | 2 | 1 | 2 | 0 | 0 | 7 | 8.5 | |
| at #14/14 Duke | 12-7-17 | | 15 | 3-6 | .500 | 0-0 | .000 | 1-1 | 1.000 | 1 | 0 | 1 | 5.0 | 0 | 0 | 1 | 0 | 1 | 7 | 8.3 | |
| MURRAY STATE | 12-11-17 | | 23 | 5-10 | .500 | 0-0 | .000 | 0-0 | .000 | 5 | 2 | 7 | 5.2 | 1 | 0 | 1 | 0 | 0 | 10 | 8.5 | |
| at Norfolk State | 12/15/17 | * | 11 | 0-4 | .000 | 0-0 | .000 | 2-2 | 1.000 | 2 | 2 | 4 | 5.1 | 2 | 0 | 2 | 0 | 0 | 2 | 7.9 | |
| Totals | | | 9 | 270 | 35-83 | .422 | 0-1 | .000 | 17-23 | .739 | 26 | 30 | 56 | 5.1 | 18 | 8 | 17 | 1 | 11 | 87 | 7.9 |

So.
Guard/Forward
5-11
Rutherfordton, N.C.
Rutherfordton-Spindale Central

Games played: 11
Minutes/game: 24.5
Points/game: 7.9
FG Pct: 42.2
3FG Pct: 0.0
FT Pct: 73.9

Rebounds/game: 5.1
Assists/game: 0.7
Turnovers/game: 1.5
Assist/turnover ratio: 0.5
Steals/game: 1.0
Blocks/game: 0.1

Season Highs

Points..... 20 (11-21-17 vs. VCU)
Rebounds..... 14 (11-12-17 vs. Greensboro)
Assists..... 2 (2 times)
Steals..... 4 (11-12-17 vs. Greensboro)
Blocks..... 1 (11-21-17 vs. VCU)

Career Highs

Points..... 23 (12-2-16 at Maryland Eastern Shore)
Rebounds..... 16 (12-15-16 vs. Presbyterian)
Assists..... 5 (12-5-16 vs. Barton)
Steals..... 4 (11-12-17 vs. Greensboro)
Blocks..... 2 (2 times)

Te'ja Twitty

| Season | gp-gs | min/avg | Total | | 3-Point | | F-Throws | | Rebounds | | | | Scoring | | | | | | | |
|--------------|--------------|------------------|----------------|-------------|------------|-------------|---------------|-------------|------------|------------|------------|------------|-----------|----------|-----------|-----------|-----------|-----------|------------|------------|
| | | | fg-fga | pct | fg-fga | pct | ft-fa | pct | off | def | tot | avg | pf | fo | ast | to | blk | stl | pts | avg |
| 2016-17 | 35-31 | 966/27.6 | 133-275 | .484 | 0-1 | .000 | 70-91 | .769 | 110 | 167 | 277 | 7.9 | 75 | 1 | 24 | 69 | 9 | 23 | 336 | 9.6 |
| 2017-18 | 11-9 | 270/24.5 | 35-83 | .422 | 0-1 | .000 | 17-23 | .739 | 26 | 30 | 56 | 5.1 | 18 | 0 | 8 | 17 | 1 | 11 | 87 | 7.9 |
| TOTAL | 46-40 | 1236/26.9 | 168-358 | .469 | 0-2 | .000 | 87-114 | .763 | 136 | 197 | 333 | 7.2 | 93 | 1 | 32 | 86 | 10 | 34 | 423 | 9.2 |

ROSTER REPORT

#25 IJE AJEMBA



GAME BY GAME STATISTICS

#25 Ije Ajemba

| Opponent | Date | gs | min | Total | | 3-Pointers | | Free throws | | Rebounds | | | | pf | a | t/o | blk | stl | pts | avg | |
|----------------------------|----------|----|-----|--------|-------|------------|------|-------------|-------|----------|-----|-----|------|------|----|-----|-----|-----|-----|------|-----|
| | | | | fg-fga | pct | 3fg-fga | pct | ft-fta | pct | off | def | tot | avg | | | | | | | | |
| SOUTHERN WESLEYAN | 11-10-17 | * | 22 | 6-13 | .462 | 0-0 | .000 | 3-4 | .750 | 5 | 10 | 15 | 15.0 | 2 | 1 | 1 | 3 | 3 | 15 | 15.0 | |
| GREENSBORO COLLEGE | 11-12-17 | * | 24 | 2-7 | .286 | 0-0 | .000 | 2-2 | 1.000 | 6 | 7 | 13 | 14.0 | 2 | 0 | 1 | 1 | 1 | 6 | 10.5 | |
| at Coastal Carolina | 11/14/17 | * | 35 | 3-6 | .500 | 0-0 | .000 | 5-6 | .833 | 1 | 10 | 11 | 13.0 | 4 | 0 | 3 | 0 | 2 | 11 | 10.7 | |
| at Eastern Kentucky Univer | 11/18/17 | * | 30 | 1-5 | .200 | 0-0 | .000 | 0-0 | .000 | 4 | 7 | 11 | 12.5 | 5 | 2 | 3 | 0 | 0 | 2 | 8.5 | |
| VCU | 11-21-17 | * | 20 | 2-4 | .500 | 0-0 | .000 | 0-1 | .000 | 2 | 7 | 9 | 11.8 | 4 | 0 | 2 | 0 | 0 | 4 | 7.6 | |
| CAMPBELL | 11-25-17 | * | 20 | 4-8 | .500 | 0-1 | .000 | 3-3 | 1.000 | 2 | 3 | 5 | 10.7 | 5 | 0 | 0 | 1 | 0 | 11 | 8.2 | |
| at Radford | 11/28/17 | * | 25 | 2-5 | .400 | 0-0 | .000 | 2-4 | .500 | 6 | 9 | 15 | 11.3 | 4 | 0 | 3 | 1 | 0 | 6 | 7.9 | |
| at Virginia | 12/02/17 | * | 34 | 3-14 | .214 | 0-0 | .000 | 2-2 | 1.000 | 2 | 4 | 6 | 10.6 | 3 | 1 | 1 | 0 | 0 | 8 | 7.9 | |
| at #14/14 Duke | 12-7-17 | * | 34 | 5-10 | .500 | 0-0 | .000 | 3-4 | .750 | 6 | 8 | 14 | 11.0 | 0 | 0 | 1 | 1 | 1 | 13 | 8.4 | |
| MURRAY STATE | 12-11-17 | * | 36 | 6-11 | .545 | 0-0 | .000 | 1-3 | .333 | 2 | 7 | 9 | 10.8 | 3 | 0 | 1 | 0 | 2 | 13 | 8.9 | |
| at Norfolk State | 12/15/17 | * | 37 | 6-8 | .750 | 0-0 | .000 | 3-6 | .500 | 3 | 8 | 11 | 10.8 | 3 | 0 | 2 | 0 | 0 | 15 | 9.5 | |
| Totals | | | 11 | 317 | 40-91 | .440 | 0-1 | .000 | 24-35 | .686 | 39 | 80 | 119 | 10.8 | 35 | 4 | 18 | 7 | 9 | 104 | 9.5 |

Sr.
Center
6-3
Lanham, Md.
Old Dominion

Games played: 11
Minutes/game: 28.8
Points/game: 9.5
FG Pct: 44.0
3FG Pct: 0.0
FT Pct: 68.6

Rebounds/game: 10.8
Assists/game: 0.4
Turnovers/game: 1.6
Assist/turnover ratio: 0.2
Steals/game: 0.8
Blocks/game: 0.6

Season Highs

Points..... 15 (2 times)
Rebounds..... 15 (2 times)
Assists 2 (11-18-17 vs. EKU)
Steals 3 (11-10-17 vs. Southern Wesleyan)
Blocks..... 3 (11-10-17 vs. Southern Wesleyan)

Career Highs

Points..... 16 (2-13-16 at Rice) *
Rebounds..... 21 (3-10-16 vs. Charlotte) *
Assists 2 (2 times)
Steals 6 (1-16-16 vs. MTSU) *
Blocks..... 3 (11-10-17 vs. Southern Wesleyan)

* - Denotes career highs while at Old Dominion

Ije Ajemba

| Season | gp-gs | min/avg | Total | | 3-Point | | F-Throws | | Rebounds | | | | Scoring | | | | | | | |
|---------|-------|----------|--------|------|---------|------|----------|------|----------|-----|-----|------|---------|----|-----|----|-----|-----|-----|-----|
| | | | fg-fga | pct | fg-fga | pct | ft-fta | pct | off | def | tot | avg | pf | fo | ast | to | blk | stl | pts | avg |
| 2017-18 | 11-11 | 317/28.8 | 40-91 | .440 | 0-1 | .000 | 24-35 | .686 | 39 | 80 | 119 | 10.8 | 35 | 2 | 4 | 18 | 7 | 9 | 104 | 9.5 |
| TOTAL | 11-11 | 317/28.8 | 40-91 | .440 | 0-1 | .000 | 24-35 | .686 | 39 | 80 | 119 | 10.8 | 35 | 2 | 4 | 18 | 7 | 9 | 104 | 9.5 |

ROSTER REPORT

#32 DIJANA MILISIC



GAME BY GAME STATISTICS

#32 Dijana Milisic

| Opponent | Date | gs | min | Total | | 3-Pointers | | Free throws | | Rebounds | | | | pf | a | t/o | blk | stl | pts | avg | |
|----------------------------|----------|----------|-----------|------------|--------------|------------|-------------|-------------|--------------|----------|----------|----------|------------|----------|----------|----------|----------|----------|----------|------------|-----|
| | | | | fg-fga | pct | 3fg-fga | pct | ft-fa | pct | off | def | tot | avg | | | | | | | | |
| SOUTHERN WESLEYAN | 11-10-17 | 6 | 1-1 | 1.000 | 0-0 | .000 | 0-0 | .000 | 0-0 | .000 | 3 | 3 | 6 | 6.0 | 0 | 2 | 1 | 1 | 3 | 2 | 2.0 |
| GREENSBORO COLLEGE | 11-12-17 | 5 | 0-0 | .000 | 0-0 | .000 | 2-2 | 1.000 | 2 | 0 | 2 | 4.0 | 1 | 1 | 0 | 0 | 0 | 2 | 2.0 | | |
| at Coastal Carolina | 11/14/17 | dnp | - | - | - | - | - | - | - | - | - | - | - | - | - | - | - | - | - | - | - |
| at Eastern Kentucky Univer | 11/18/17 | dnp | - | - | - | - | - | - | - | - | - | - | - | - | - | - | - | - | - | - | - |
| VCU | 11-21-17 | dnp | - | - | - | - | - | - | - | - | - | - | - | - | - | - | - | - | - | - | - |
| CAMPBELL | 11-25-17 | dnp | - | - | - | - | - | - | - | - | - | - | - | - | - | - | - | - | - | - | - |
| at Radford | 11/28/17 | dnp | - | - | - | - | - | - | - | - | - | - | - | - | - | - | - | - | - | - | - |
| at Virginia | 12/02/17 | 3 | 0-0 | .000 | 0-0 | .000 | 0-0 | .000 | 0 | 0 | 0 | 2.7 | 1 | 0 | 1 | 0 | 0 | 0 | 1.3 | | |
| at #14/14 Duke | 12-7-17 | 2 | 1-1 | 1.000 | 0-0 | .000 | 0-0 | .000 | 1 | 0 | 1 | 2.3 | 0 | 0 | 0 | 0 | 0 | 2 | 1.5 | | |
| MURRAY STATE | 12-11-17 | dnp | - | - | - | - | - | - | - | - | - | - | - | - | - | - | - | - | - | - | - |
| at Norfolk State | 12/15/17 | dnp | - | - | - | - | - | - | - | - | - | - | - | - | - | - | - | - | - | - | - |
| Totals | | 0 | 16 | 2-2 | 1.000 | 0-0 | .000 | 2-2 | 1.000 | 6 | 3 | 9 | 2.3 | 2 | 3 | 2 | 1 | 3 | 6 | 1.5 | |

Fr.
Forward
6-2
Sydney, Australia
Blacktown Girls

Games played: 4
Minutes/game: 4.0
Points/game: 1.5
FG Pct: 100.0
FT Pct: 100.0

Rebounds/game: 2.3
Assists/game: 0.8
Turnovers/game: 0.5
Assist/turnover ratio: 1.5
Steals/game: 0.8
Blocks/game: 0.3

Season Highs

Points.....2 (3 times)
Rebounds...6 (11-10-17 vs. Southern Wesleyan)
Assists.....2 (11-10-17 vs. Southern Wesleyan)
Steals.....3 (11-10-17 vs. Southern Wesleyan)
Blocks.....1 (11-10-17 vs. Southern Wesleyan)

Career Highs

Points.....2 (3 times)
Rebounds...6 (11-10-17 vs. Southern Wesleyan)
Assists.....2 (11-10-17 vs. Southern Wesleyan)
Steals.....3 (11-10-17 vs. Southern Wesleyan)
Blocks.....1 (11-10-17 vs. Southern Wesleyan)

| | | Dijana Milisic | | | | | | | | | | | | | | | | | | |
|--------------|------------|----------------|------------|--------------|------------|-------------|------------|--------------|----------|----------|----------|------------|----------|----------|----------|----------|----------|----------|----------|------------|
| Season | gp-gs | min/avg | Total | | 3-Point | | F-Throws | | Rebounds | | | | Scoring | | | | | | | |
| | | | fg-fga | pct | fg-fga | pct | ft-fa | pct | off | def | tot | avg | pf | fo | ast | to | blk | stl | pts | avg |
| 2017-18 | 4-0 | 16/4.0 | 2-2 | 1.000 | 0-0 | .000 | 2-2 | 1.000 | 6 | 3 | 9 | 2.3 | 2 | 0 | 3 | 2 | 1 | 3 | 6 | 1.5 |
| TOTAL | 4-0 | 16/4.0 | 2-2 | 1.000 | 0-0 | .000 | 2-2 | 1.000 | 6 | 3 | 9 | 2.3 | 2 | 0 | 3 | 2 | 1 | 3 | 6 | 1.5 |

ROSTER REPORT

#35 NADINE SOLIMAN



GAME BY GAME STATISTICS

#35 Nadine Soliman

| Opponent | Date | gs | min | Total | | 3-Pointers | | Free throws | | Rebounds | | | | pf | a | t/o | blk | stl | pts | avg | |
|----------------------------|----------|----|-----|--------|--------|------------|-------|-------------|-------|----------|-----|-----|-----|-----|----|-----|-----|-----|-----|------|------|
| | | | | fg-fga | pct | 3fg-fga | pct | ft-fa | pct | off | def | tot | avg | | | | | | | | |
| SOUTHERN WESLEYAN | 11-10-17 | * | 24 | 9-14 | .643 | 1-5 | .200 | 4-4 | 1.000 | 1 | 4 | 5 | 5.0 | 2 | 0 | 3 | 0 | 1 | 23 | 23.0 | |
| GREENSBORO COLLEGE | 11-12-17 | * | 25 | 6-13 | .462 | 1-4 | .250 | 3-4 | .750 | 2 | 0 | 2 | 3.5 | 2 | 0 | 3 | 0 | 5 | 16 | 19.5 | |
| at Coastal Carolina | 11/14/17 | * | 24 | 1-5 | .200 | 0-3 | .000 | 0-0 | .000 | 1 | 1 | 2 | 3.0 | 5 | 1 | 3 | 0 | 0 | 2 | 13.7 | |
| at Eastern Kentucky Univer | 11/18/17 | * | 31 | 6-14 | .429 | 2-6 | .333 | 11-12 | .917 | 2 | 3 | 5 | 3.5 | 0 | 1 | 2 | 0 | 2 | 25 | 16.5 | |
| VCU | 11-21-17 | * | 38 | 7-16 | .438 | 1-6 | .167 | 5-7 | .714 | 0 | 4 | 4 | 3.6 | 3 | 3 | 5 | 0 | 2 | 20 | 17.2 | |
| CAMPBELL | 11-25-17 | * | 32 | 1-9 | .111 | 0-4 | .000 | 2-2 | 1.000 | 1 | 1 | 2 | 3.3 | 1 | 1 | 2 | 1 | 0 | 4 | 15.0 | |
| at Radford | 11/28/17 | * | 34 | 3-10 | .300 | 1-3 | .333 | 0-0 | .000 | 0 | 2 | 2 | 3.1 | 2 | 0 | 2 | 0 | 0 | 7 | 13.9 | |
| at Virginia | 12/02/17 | * | 34 | 6-16 | .375 | 2-8 | .250 | 1-2 | .500 | 1 | 3 | 4 | 3.3 | 1 | 1 | 2 | 0 | 4 | 15 | 14.0 | |
| at #14/14 Duke | 12-7-17 | * | 32 | 2-8 | .250 | 1-5 | .200 | 0-0 | .000 | 0 | 1 | 1 | 3.0 | 1 | 2 | 4 | 0 | 0 | 5 | 13.0 | |
| MURRAY STATE | 12-11-17 | * | 37 | 7-15 | .467 | 2-8 | .250 | 0-0 | .000 | 1 | 2 | 3 | 3.0 | 4 | 1 | 4 | 1 | 1 | 16 | 13.3 | |
| at Norfolk State | 12/15/17 | * | 32 | 4-10 | .400 | 1-5 | .200 | 9-9 | 1.000 | 2 | 4 | 6 | 3.3 | 2 | 3 | 3 | 0 | 1 | 18 | 13.7 | |
| Totals | | | 11 | 343 | 52-130 | .400 | 12-57 | .211 | 35-40 | .875 | 11 | 25 | 36 | 3.3 | 23 | 13 | 33 | 2 | 16 | 151 | 13.7 |

So.
Guard
5-9
Cairo, Egypt
Mokattam Language School

Games played: 11
Minutes/game: 31.2
Points/game: 13.7
FG Pct: 40.0
3FG Pct: 21.1
FT Pct: 87.5

Rebounds/game: 3.3
Assists/game: 1.2
Turnovers/game: 3.0
Assist/turnover ratio: 0.4
Steals/game: 1.5
Blocks/game: 0.2

Season Highs

Points..... 25 (11-18-17 at Eastern Kentucky)
Rebounds..... 6 (12-15-17 at Norfolk State)
Assists..... 3 (2 times)
Steals..... 5 (11-12-17 vs. Greensboro)
Blocks..... 1 (2 times)

Career Highs

Points..... 32 (12-30-16 at High Point)
Rebounds.... 11 (11-22-16 vs. UNC Pembroke)
Assists..... 3 (2 times)
Steals..... 5 (11-12-17 vs. Greensboro)
Blocks..... 1 (11 times)

Nadine Soliman

| Season | gp-gs | min/avg | Total | | 3-Point | | F-Throws | | Rebounds | | | | Scoring | | | | | | | |
|---------|-------|-----------|---------|------|---------|------|----------|------|----------|-----|-----|-----|---------|----|-----|-----|-----|-----|-----|------|
| | | | fg-fga | pct | fg-fga | pct | ft-fa | pct | off | def | tot | avg | pf | fo | ast | to | blk | stl | pts | avg |
| 2016-17 | 35-35 | 1108/31.7 | 221-532 | .415 | 54-207 | .261 | 70-117 | .598 | 48 | 101 | 149 | 4.3 | 69 | 0 | 23 | 96 | 9 | 50 | 566 | 16.2 |
| 2017-18 | 11-11 | 343/31.2 | 52-130 | .400 | 12-57 | .211 | 35-40 | .875 | 11 | 25 | 36 | 3.3 | 23 | 1 | 13 | 33 | 2 | 16 | 151 | 13.7 |
| TOTAL | 46-46 | 1451/31.5 | 273-662 | .412 | 66-264 | .250 | 105-157 | .669 | 59 | 126 | 185 | 4.0 | 92 | 1 | 36 | 129 | 11 | 66 | 717 | 15.6 |