



2013-14 UNCG MEN'S BASKETBALL



2013-14 SCHEDULE

Date	Opponent	Time
N. 2	LEES-MCRAE (Exhibition)	W, 104-76
N. 8	HIGH POINT	W, 82-74
N. 12	EAST CAROLINA	L, 84-85
N. 17	CHOWAN	W, 97-58
N. 20	GREENSBORO COLLEGE %	W, 92-62
N. 25	vs. Louisiana Tech %	L, 62-99
N. 26	vs. San Diego %	L, 71-83
N. 27	vs. Stetson %	W, 75-68

D. 3	PRESBYTERIAN	L, 66-87
D. 7	at North Carolina	L, 50-81
D. 11	CLAFLIN	W, 75-70
D. 14	at Rutgers	L, 72-89
D. 18	JAMES MADISON	W, 78-65
D. 21	at Wake Forest	L, 51-59
D. 28	at Virginia Tech	W, 55-52
D. 30	NC STATE	7 p.m.

J. 2	at Western Carolina *	7 p.m.
J. 6	FURMAN *	7 p.m.
J. 9	at Appalachian State *	7 p.m.
J. 16	THE CITADEL *	7 p.m.
J. 18	DAVIDSON *	5 p.m.
J. 23	at Samford *	8 p.m.
J. 25	at Chattanooga *	7 p.m.
J. 30	APPALACHIAN STATE *	7 p.m.

F. 1	GEORGIA SOUTHERN *	5 p.m.
F. 6	at Elon *	7 p.m.
F. 12	at Georgia Southern *	7 p.m.
F. 16	WESTERN CAROLINA *	2 p.m.
F. 19	ELON *	7 p.m.
F. 23	CHATTANOOGA *	2 p.m.
F. 27	at Davidson *	7 p.m.

M. 1	at Wofford *	7 p.m.
M. 7	at SoCon Tournament &	TBA
M. 8	at SoCon Tournament &	TBA
M. 9	at SoCon Tournament &	TBA
M. 10	at SoCon Tournament &	TBA

* - Southern Conference game

% - Gulf Coast Showcase

& - Southern Conference Tournament at US Cellular Center - Asheville, N.C.

Media Information

Assistant AD for Athletics Communications
Matt McCollester (primary contact)
matt.mccollester@uncg.edu
O - 336-334-5615
C - 336-676-3407

Athletics Communications Assistant Director
Justin Glover (secondary contact)
justin.glover@uncg.edu
C - 336-482-7568



VS



(7-7)

(9-3)

Game #15

Dec. 30, 2013

Greensboro Coliseum

Greensboro, N.C.

RADIO

1320 AM WCOG
www.uncgspartans.com
(Scott Pryzwansky
& Darryl Kosciak)

TELEVISION

ESPN3.com
Watch ESPN App
(Darren Goldwater
& Dean Keener)

INTERNET

Live Stats link at
www.uncgspartans.com
Follow @UNCGScores

What's On Tap ...

The Spartans wrap up non-conference play Monday night with their third straight game against the Atlantic Coast Conference as they host NC State at the Greensboro Coliseum ... The game will be televised on ESPN3 and the Watch ESPN App as part of the Southern Conference television deal ... Darren Goldwater and Dean Keener will provide the call on ESPN3 ... Additionally, the game will be broadcast on 1320 WCOG AM and online at www.uncgspartans.com with Scott Pryzwansky and Darryl Kosciak calling the game.

Spartans Versus The ACC ...

UNCG will be playing its fourth team from the Atlantic Coast Conference this season and it third straight ... The Spartans already played at North Carolina Dec. 7 (L, 81-50) and at Wake Forest (L, 59-51) prior to Saturday's 55-52 victory at Virginia Tech .. The win over the Hokies was just the second all-time against an ACC program in UNCG men's basketball history, improving the Spartans to 2-50 all-time in such games ... The victory over Virginia Tech snapped a 23-game losing streak for the Spartans against the ACC dating back to their first ever win Nov. 9, 2007 at Georgia Tech.

Series History Vs. NC State ...

Monday's game marks the ninth meeting all-time between UNCG and NC State ... The Spartans have dropped all eight games to the Wolfpack in program history, including an 89-68 loss at PNC Arena last year in Raleigh ... NC State connected on 53.3 percent (32-of-60) from the field and 46.4 percent (8-of-18) from three-point land ... The Spartans connected on 43.3 percent (29-of-67) from the field and only 11.8 percent (2-of-17) from three-point land.

Forward **Kayel Locke** had a breakout game against the then No. 23 ranked Wolfpack as he scored 21 points and grabbed seven rebounds off the bench ... Locke connected on 10-of-17 from the field ... Former Spartan Derrell Armstrong added 16 points while Trevis Simpson missed the game due to an injury ... NC State was led by C.J. Leslie who scored 21 points and grabbed eight rebounds ... T.J. Warren added 13 points on 6-of-8 shooting from the field off the bench while Scott Wood chipped in 15 points.

Looking Back At Virginia Tech ...

The Spartans picked up their second win over the Atlantic Coast Conference in program history Saturday with a 55-52 win over Virginia Tech in Blacksburg ... UNCG rallied from an 11-point second half deficit as it out-scored the Hokies 23-9 over the final 10:06 of the game ... The Spartans secured the victory by shooting 87.5 percent (14-of-16) from the free throw line while the Hokies only hit 56.5 percent (13-of-23) from the charity stripe ... UNCG also committed just 13 turnovers in the victory and held its own against one of the top rebounding teams in the ACC as the rebounding battle was tied at 34-34.

Junior forward **Kyle Cain** and sophomore forward **Kayel Locke** combined for 33 points, including 23 in the second half, to lead the Spartans to the victory ... Cain notched his fifth double-double of the

UNCG's Probable Starters



#1 Drew Parker, Sr., G
#13 Kayle Locke, So., F
#14 Kyle Cain, Jr., F
#31 Nicholas Paulos, Jr., F
#44 Tyrone Outlaw, Fr., G/F

NC State's Probable Starters



#2 Anthony Barber, Fr., G
#5 Desmond Lee, Jr., G
#10 Lennard Freeman, Fr., F
#14 Jordan Vandenberg, Sr., C
#24 T.J. Warren, So., F



2013-14 UNCG MEN'S BASKETBALL



2013-14 SoCon STANDINGS

Team	SoCon			Overall		
	W	L	Pct	W	L	Pct
Elon	0	0	.000	7	6	.538
UNCG	0	0	.000	7	7	.500
Ga. Southern	0	0	.000	7	7	.500
Western Caro.	0	0	.000	6	8	.429
Furman	0	0	.000	5	7	.417
Wofford	0	0	.000	4	7	.364
Samford	0	0	.000	5	9	.357
Davidson	0	0	.000	4	8	.333
Chattanooga	0	0	.000	4	8	.333
The Citadel	0	0	.000	4	9	.308
App. State	0	0	.000	3	8	.273

SCHOOL INFORMATION

School.....	UNCG
Location	Greensboro, N.C.
Founded	1891
Enrollment	18,502 (14,664 undergrad)
Nickname	Spartans
Colors	Navy, Gold & White
Arena	Greensboro Coliseum
Capacity	7,617/23,000
Affiliation	NCAA Division I
Conference	Southern
Chancellor	Dr. Linda P. Brady
Director of Athletics	Kim Record
Alma Mater	Virginia, 1984
Athletics Dept. Phone.....	336-334-5952
Ticket Office Phone	336-334-3250

TEAM INFORMATION

2012-13 Overall Record	9-22
2012-13 SoCon Record	6-12
SoCon Finish	6th in North
Letterwinners Returning/Lost.....	5/9
Starters Returning/Lost.....	2/3
Newcomers	9

COACHING STAFF

Head Coach	Wes Miller
Alma Mater.....	North Carolina, 2007
Career Record	27-40 (Third year)
Record at UNCG	27-40 (Third year)
Associate Head Coach	Mike Roberts
Alma Mater.....	Indiana, 2005
Assistant Coach	Duane Simpkins
Alma Mater.....	Maryland, 1996
Assistant Coach	Jackie Manuel
Alma Mater.....	North Carolina, 2006
Dir. of Basketball Ops.....	J.B. Tanner
Alma Mater.....	North Carolina, 2009

MEDIA INFORMATION

Asst. AD.....	Matt McColister
Email	matt.mccolister@uncg.edu
Cell Phone	336-676-3407
Assistant Director	Chip Welch
Assistant Director	Justin Glover
Video Intern	Kaylee Donegan
Director of New Media	Dacia Ijames
Media Relations Office	336-334-5615
Website	www.uncgspartans.com
Mailing Address	UNCG Athletics
.....	PO Box 26168
.....	Greensboro, NC 27402-6168

season with 18 points and 10 rebounds as he was 8-of-14 from the field ... Locke added 15 points, including 13 in the second half, as he was 4-of-9 from the field and 7-of-8 from the free throw line.

Junior **Nicholas Paulos** added six points and did a strong job on the defensive end, limiting Virginia Tech top-scorer Jarell Eddie to just four points on 1-of-12 shooting ... Freshman **Tyrone Outlaw** made his third start of the season and scored six points ... Outlaw got the start after freshman **Tevon Saddler** was unable to go due to an injury.

Non-Conference Road Win ...

Saturday's victory at Virginia Tech not only snapped a 23-game skid against the Atlantic Coast Conference but also snapped a 22-game losing streak in road games in non-conference play for the Spartans ... UNCG last posted a non-conference road win Nov. 24, 2009 with a 76-70 victory at USC Upstate ... The Spartans had lost the first three non-conference road games this year, went 0-5 last year, 0-8 in 2011-12, 0-5 in 2010-11 and one in 2009-10.

Hitting The Glass ...

The Spartans have been strong on the glass this season, grabbing 37.0 rebounds per game while holding opponents to just 33.5 boards ... The Spartans' +3.5 rebounding margin is the top mark the Southern Conference, leading the league by two more rebounds than their closest competitor, Chattanooga ... Four different Spartans average at least four boards per game with junior **Kyle Cain** grabbing a team-high 8.6 cars per game ... Additionally, sophomore **Kayel Locke** (4.8), redshirt freshman **R.J. White** (4.6) and freshman **Tevon Saddler** (4.0) all grab more than four per game.

Scouting The Spartans ...

The Spartans enter Monday's game with a 7-7 overall record and are coming off a 55-52 victory at Virginia Tech ... Monday's game is the final non-conference game of the year, giving the Spartans a chance at a winning record in non-conference play ... The last time UNCG posted a winning non-conference record was in the 2007-08 season when it finished 7-4 out of conference play.

UNCG is averaging 72.1 points per game while allowing 73.7 points per game against ... The Spartans have turned up their defensive play over the past three games, holding opponents to a 58.7 points per game while posting a 2-1 record against James Madison, Wake Forest and Virginia Tech.

Junior forward **Kyle Cain** leads the Spartans and ranks seventh in the Southern Conference in scoring at 16.1 points per game ... Cain also leads the team and ranks second on the glass grabbing 8.6 rebounds per game ... He is shooting 52.8 percent (94-of-178) from the field and 76.1 percent (35-of-46) from the free throw line ... Freshman guard **Tevon Saddler** is second on the team in scoring at 11.8 points per game and leads the team with 45 assists.

PRESEASON SoCon Polls

Coaches Poll

Team (1st Place Votes)	Total
1. Elon (7)	96
2. Davidson (3)	90
3. Western Carolina (1)	82
4. Appalachian State	67
Samford	67
6. Wofford	57
7. Chattanooga	50
8. UNCG	32
9. Georgia Southern	30
10. Furman	20
11. The Citadel	14

Media Poll

Team (1st Place Votes)	Total
1. Elon (14)	270
2. Davidson (12)	268
3. Western Carolina	233
4. Samford	176
5. Wofford	165
6. Appalachian State	164
7. Chattanooga	161
8. UNCG	98
9. Furman	69
10. Georgia Southern	66
11. The Citadel	46

2013-14 Preseason

All-Conference Team

Jay Canty, Appalachian State
De'Mon Brooks, Davidson
Ryley Beaumont, Elon
Jack Isenbarger, Elon
Lucas Troutman, Elon
Raijon Kelly, Samford
Tim Williams, Samford
Z. Mason, Chattanooga
Trey Sumler, Western Carolina
Karl Cochran, Wofford

2013-14 Preseason

Player of the Year

De'Mon Brooks, Davidson

Sophomore forward **Kayel Locke** is third on the team in scoring at 11.6 points per game and second on the glass, grabbing 4.8 rebounds per game ... Locke is shooting 72.1 percent (44-of-61) from the free throw line ... Junior **Nicholas Paulos** rounds out the Spartans averaging double figures at 10.2 points per game while grabbing 3.4 rebounds per game ... Paulos has hit a team-high 37 three-pointers and is shooting 36.3 percent from long range.

Scouting The Wolfpack ...

NC State enters Monday's game with a 9-3 overall record and will be playing just its third game of the year on the road ... The Wolfpack are 1-1 on the road this year, dropping a game at Cincinnati and winning at Tennessee ... NC State had a seven-game winning streak snapped with a 68-64 loss to nationally ranked Missouri Saturday night at the PNC Arena.

The Wolfpack are averaging 75.9 points per game this season and allowing 67.4 points per



2013-14 UNCG MEN'S BASKETBALL



game against ... T.J. Warren leads the team and is one of the top scoring threats UNCG will face all season as he averages 23.9 points per game ... Warren is also leading the team on the glass at 7.8 rebounds per game ... He is shooting 54.4 percent (117-of-215) from the field this year.

Anthony Barber is second on the team in scoring at 11.8 points per game and leads the team with 53 assists ... Desmond Lee rounds out the Wolfpack in double figure scoring at 10.4 points per game ... Ralston Turner leads the team with 24 three-pointers.

Most Wanted On Line ...

Freshman guard/forward **Tyrone Outlaw** has been nearly perfect from the free throw line this season ... Outlaw leads the team and the Southern Conference hitting 89.3 percent as he has connected on 25-of-28 from the stripe ... In fact, his only missed free throws have come one each against High Point, East Carolina and North Carolina.

Three-Potts-Land ...

Sophomore guard **Jordan Potts** has been one of the top three-point shooters in the Southern Conference this season ... Potts is shooting a league-high 55.9 percent (19-of-34) from long range, hitting multiple three-pointers in six of his 11 games he has played this season ... Last year, he opened the year hitting just one three-pointer in his first 20 attempts, just a 5 percent clip ... Additionally, he has already hit 18 three-pointers in eight games this year after hitting only 12 in 31 games last year as a freshman.

20-Point Scoring Games ...

The Spartans have turned in 10 20-point or more performances through the first 13 games of the season, including two games with two players reaching at least 20 points ... Junior forward **Kyle Cain** leads the Spartans with five games of 20 or more points, accomplishing the feat against High Point, Greensboro College, San Diego, Stetson and James Madison ... Sophomore forward **Kayel Locke** has tallied two over 20 performances against High Point and most recently against Claflin ... Junior **Nicholas Paulos** has tallied 20 points twice this year, against Presbyterian and last time out against James Madison. Additionally, freshman **Tevon Saddler** scored 34 points against East Carolina.

Last season, the Spartans turned in 22 games of at least 20 points, an average of one 20-point performance every 1.4 games ... Former Spartan Trevis Simpson led the way with 10 such games while Derrell Armstrong had seven 20 point games ... This season, UNCG is notching a 20 point game every 1.3 games.

Second Half Explosion ...

The Spartans had their best offensive half of the season in the second half of their victory over James Madison ... UNCG rallied from an eight-point second half deficit, out-scoring the Ducks 42-23 in the second half ... UNCG connected on 55.6 percent (15-of-27) from the field in the second half and a season-best 72.7 percent (8-of-11) from long range in the second 20 minutes ... The Spartans also turned up their play on de-

TALE OF THE TAPE (2013-14 STATS)		
	UNCG	NC State
Scoring Offense	72.1	75.9
Scoring Defense	73.7	69.4
Scoring Margin	-1.6	+6.5
Free Throw %	.683 (213-of-312)	.652 (148-of-227)
Field Goal %	.454 (356-of-784)	.490 (353-of-721)
Field Goal Defense	.444 (359-of-809)	.397 (269-of-677)
Three-Point FG %	.365 (85-of-233)	.305 (57-of-187)
Three-Point FG Defense	.330 (87-of-264)	.293 (67-of-229)
Three-Point FG Made	6.1	4.8
Rebounding Offense	37.0	36.6
Rebounding Defense	33.5	33.8
Rebounding Margin	+3.5	+2.8
Offensive Rebounds/Game	10.5	12.1
Defensive Rebounds/Game	26.5	24.5
Blocked Shots Per Game	1.8	5.3
Assists Per Game	13.6	14.5
Steals Per Game	5.2	5.0
Turnover Margin	-3.5	+2.0
Assist/Turnover Ratio	0.9	1.4

fense, limiting JMU to just 32 percent (8-of-25) shooting from the field and only 9.1 percent (1-of-11) from long range.

Double Dipping ...

Junior forward **Kyle Cain** leads the Spartans and the Southern Conference with five double-doubles on the year ... Cain has accomplished the feat against Greensboro College (23 pts, 14 rebs), Stetson (21 & 11), Presbyterian (10 & 11), Wake Forest (16 & 15) and Virginia Tech (18 & 10) ... He has six career double-doubles, posting two as a sophomore at Arizona State against Nevada and North Dakota State ... His 15 rebounds against Wake Forest are a career-high at UNCG and the third most in his collegiate career ... He grabbed 17 against Houston Baptist as a freshman at Arizona State and 16 against Long Beach State.

Saddler's Outburst ...

Freshman guard **Tevon Saddler** produced the largest scoring game for a UNCG freshman in program history in just his second career game, scoring 34 points in the Spartans' one-point, last-second loss to East Carolina ... Saddler connected on 10-of-15 (66.7%) from the field and 14-of-19 (73.7%) from the free throw line in the game ... Additionally, he grabbed eight rebounds and dished out five assists in the all-around effort ... He was named the Southern Conference Freshman of the Week for his efforts ... His 34-point showing was the most points scored that night in NCAA Division I and is the third most points by a SoCon player this year.

Debut Efforts ...

For the second straight year, the Spartans had some breakout performances in the season opener ... Last season, then freshman forward **Kayel Locke** scored 17 points off the bench in

his debut against High Point.

This year, junior **Kyle Cain** made his UNCG debut against High Point and scored a team-high 21 points ... Also, freshman guard **Tyrone Outlaw** came off the bench and scored 14 points while grabbing nine rebounds.

Spartans In Spain ...

The Spartans took a 10-day trip to Spain this August and played four games against international competition ... The NCAA allows programs to take a foreign tour trip once every four years and each team is allowed 10 practice days around the trip.

The Spartans travelled to Madrid, Zaragoza and Barcelona in Spain ... UNCG posted a 2-2 record on the trip, dropping games to the Angola National Team and the Venezuela National Team while picking up wins over club teams called Aragon Select and Catalunya Select.

Junior forward **Kyle Cain** led the Spartans on the trip posting three double-doubles ... Cain averaged a team-high 13.0 points and grabbed a team-high 11.3 rebounds per game ... He connected on 25-of-48 (52.1%) from the field ... Sophomore forward **Kayel Locke** added 9.3 points and 6.0 rebounds per game.

Freshman **Tyrone Outlaw** chipped in 8.0 points in three games, while making one start ... Classmate **Tevon Saddler** added 7.8 points but scored a trip-high 20 points against Catalunya Select.

Looking Ahead ...

The Spartans head into Southern Conference play Thursday night as they travel to Cullowhee, N.C., to face Western Carolina.



2013-14 UNCG MEN'S BASKETBALL



HEAD COACH WES MILLER



NORTH CAROLINA, 2007



Wes Miller enters his third season as the UNCG men's basketball coach in 2013-14 after taking over the reins of the program in December of 2011 on an interim basis. Miller has spent his first two years building a championship-mentality throughout the program and has laid the groundwork for future success.

Miller and his staff were very active on the recruiting trail in his first full season as the Spartans bringing in seven newcomers for the 2013-14 season, the first full recruiting class under Miller's tenure. The highly-touted class includes six freshmen and one transfer. The Spartans were aggressive in recruiting North Carolina where they signed three All-State selections in Tyrone Outlaw, Clay Byrd and Diante Baldwin.

Miller and his staff also built on their success recruiting from the Baltimore area as they signed the Maryland Player of the Year, Tevon Saddler, a year removed from signing another Baltimore area standout in top-returning scorer Kayel Locke. Additionally, the Spartans signed Miami-area product Allen Baez, Netherlands native Jordy Kuiper and junior college transfer Modestas Masiulionis.

Miller, who was the youngest head coach in NCAA Division I at the time of his hire, made the removal of the interim tag an easy decision as he was named the Southern Conference Coach of the Year after leading the Spartans to the SoCon North Division title at the end of the 2011-12 season.

Miller took control of the program Dec. 13, 2011 with the Spartans sitting at 2-8 and led them through one of the biggest turnarounds in program history. Miller guided the Spartans to an 11-11 record the rest of the season to finish with a 13-19 overall record, including a 10-8 mark in SoCon play.

The Spartans lost their first six games under Miller to fall to 2-14 on the season but the program made an 180-degree turnaround posting an 11-5 record down the stretch. UNCG posted a seven-game winning streak during league play, which included several dramatic victories. The Spartans carried that momentum into the conference tournament where they advanced to the SoCon semifinals for the first time since the 2007-08 season.

Miller, who also spent the 2010-11 season as an assistant coach at UNCG, is no stranger to the state of North Carolina. He played three seasons at the University of North Carolina and spent two seasons as an assistant coach at Elon and High Point. Miller also ran his own basketball camps in Charlotte and Greensboro for two summers.

In three seasons as a player at North Carolina under head coach and mentor Roy Williams, Miller helped the Tar Heels to the national championship in 2005, two Atlantic Coast Conference regular-season championships and one ACC Tournament title. He was team captain as a senior in 2006-07, leading UNC to 31 wins and the NCAA Elite 8 as well as the ACC regular-season and tournament titles, and a final No. 3 national ranking.

As a junior, Miller shot 44.1 percent from the 3-point line, which was seventh-best in a single season in the UNC record book. His 64 treys that season ranked eighth in the ACC. He earned the team's Defensive Player of the Year and Most Improved Player awards that season, as well.

A fan favorite at UNC, Miller authored a book entitled *The Road to Blue Heaven*, which was published as a diary of his experiences as a North Carolina basketball player. In addition to his success on the floor, Miller excelled off the court, earning ACC Academic Honor Roll recognition and the UNC Athletic Director's Scholar Athlete-Award. He earned his degree in political science from North Carolina in 2007.

Upon his graduation from North Carolina, Miller played one season of professional basketball for the London Capitals of the British Basketball League, where he averaged 19.6 points per game to rank eighth in the league.

Miller was a prep standout at the New Hampton School in New Hampshire. He earned a scholarship to James Madison University, where he played one season before transferring to North Carolina to become a walk-on for Roy Williams' squad.

Miller married the former Ashley Love in August 2011.

WES MILLER'S COACHING CAREER

Year	School	Position	Record
2013-14	UNCG	Head Coach	7-7
2012-13	UNCG	Head Coach	9-22
2011-12	UNCG	Interim Head Coach*	11-11
Head Coaching Career Record			27-40
* - Miller named interim head coach Dec. 13, 2011			
2011-12	UNCG	Assistant Coach	2-8
2010-11	UNCG	Assistant Coach	7-24
2009-10	High Point	Assistant Coach	15-15
2008-09	Elon	Assistant Coach	12-19



2013-14 UNCG MEN'S BASKETBALL



2013-14 NUMERICAL ROSTER

No.	Name	Pos.	Ht.	Wt.	Cl.	Exp.	Hometown/Previous School
0	Tevon Saddler	G	6-4	207	Fr.	HS	Aberdeen, Md./St. Frances
1	Drew Parker	G	6-1	178	Sr.	3L	Houston, Texas/LaPorte
2	Asad Lamot	G	6-1	185	Jr.	TR	Mebane, N.C./Lees-McRae
3	Diante Baldwin	G	6-0	181	Fr.	HS	Greensboro, N.C./High Point Christian
11	Clay Byrd	G	6-0	176	Fr.	HS	Connelly Springs, N.C./East Burke
12	Allen Baez	G	6-2	167	Fr.	HS	Miami, Fla./Miami Senior
13	Kayel Locke	F	6-5	240	So.	1L	Baltimore, Md./McDonogh
14	Kyle Cain	F	6-7	210	R-Jr.	RS	Chicago, Ill./Arizona State
15	Modestas Masilionis	G/F	6-4	191	Jr.	TR	Orland Park, Ill./Moraine Valley CC
20	Jordan Potts	G	5-11	170	So.	1L	Columbus, Ohio/Northland
21	Jordan Robertson	F	6-7	232	Jr.	TR	Greensboro, N.C./The Citadel
31	Nicholas Paulos	G/F	6-7	185	Jr.	2L	Salt Lake City, Utah/New Hampton School
32	Jordy Kuiper	F	6-9	238	Fr.	HS	Groningen, Netherlands/Canaries Basketball
33	Tyler McNeely	F	6-4	220	Sr.	3L	Princeton, N.J./Blair Academy
34	RJ White	C	6-8	280	R-Fr.	RS	Frisco, Texas/Frisco
35	Jamal Mitchell	G/F	6-4	190	R-Jr.	RS	Charlotte, N.C./Gardner-Webb
44	Tyrone Outlaw	G/F	6-6	205	Fr.	HS	Roxboro, N.C./Person County

2013-14 ALPHABETICAL ROSTER

No.	Name	Pos.	Ht.	Wt.	Cl.	Exp.	Hometown/Previous School
12	Allen Baez	G	6-2	167	Fr.	HS	Miami, Fla./Miami Senior
3	Diante Baldwin	G	6-0	181	Fr.	HS	Greensboro, N.C./High Point Christian
11	Clay Byrd	G	6-0	176	Fr.	HS	Connelly Springs, N.C./East Burke
14	Kyle Cain	F	6-7	210	R-Jr.	RS	Chicago, Ill./Arizona State
32	Jordy Kuiper	F	6-9	238	Fr.	HS	Groningen, Netherlands/Canaries Basketball
2	Asad Lamot	G	6-1	185	Jr.	TR	Mebane, N.C./Lees-McRae
13	Kayel Locke	F	6-5	240	So.	1L	Baltimore, Md./McDonogh
15	Modestas Masilionis	G/F	6-4	191	Jr.	TR	Orland Park, Ill./Moraine Valley CC
33	Tyler McNeely	F	6-4	220	Sr.	3L	Princeton, N.J./Blair Academy
35	Jamal Mitchell	G/F	6-4	190	R-Jr.	RS	Charlotte, N.C./Gardner-Webb
44	Tyrone Outlaw	G/F	6-6	205	Fr.	HS	Roxboro, N.C./Person County
1	Drew Parker	G	6-1	178	Sr.	3L	Houston, Texas/LaPorte
31	Nicholas Paulos	G/F	6-7	185	Jr.	2L	Salt Lake City, Utah/New Hampton School
20	Jordan Potts	G	5-11	170	So.	1L	Columbus, Ohio/Northland
21	Jordan Robertson	F	6-7	232	Jr.	TR	Greensboro, N.C./The Citadel
0	Tevon Saddler	G	6-4	207	Fr.	HS	Aberdeen, Md./St. Frances
34	RJ White	C	6-8	280	R-Fr.	RS	Frisco, Texas/Frisco

Head Coach: Wes Miller, third season (North Carolina, 2007)

Associate Head Coach: Mike Roberts, second season (Indiana, 2005)

Assistant Coach/Recruiting Coordinator: Duane Simpkins, second season (Maryland, 1996)

Assistant Coach: Jackie Manuel, second season (North Carolina, 2006)

Director of Basketball Operations: J.B. Tanner, third season (North Carolina, 2009)

PRONUNCIATION GUIDE

Tevon Saddler – TAY-von

Allen Baez – BY-yez

Kayel Locke – K-L (like two letters)

Modestas Masilionis – MO-dest-stas MASS-sil-lioness

Nicholas Paulos – PAUL-lus

Jordy Kuiper – KIE-purr



2013-14 UNCG MEN'S BASKETBALL



2013-14 MISCELLANEOUS STATISTICS

2013-14 Game-By-Game Starting Lineups

11/8	High Point	Parker	Saddler	Paulos	Cain	Locke
11/12	East Carolina	Parker	Saddler	Paulos	Cain	Locke
11/17	Chowan	Parker	Outlaw	Paulos	Cain	Locke
11/20	Greensboro College	Parker	Saddler	Paulos	Cain	Locke
11/25	vs. Louisiana Tech	Parker	Saddler	Paulos	Cain	Locke
11/26	vs. San Diego	Parker	Saddler	Paulos	Cain	Locke
11/27	vs. Stetson	Parker	Outlaw	Paulos	Cain	Locke
12/3	Presbyterian	Parker	Saddler	Paulos	Cain	Locke
12/7	at North Carolina	Parker	Saddler	Paulos	Cain	Locke
12/11	Clafin	Parker	Saddler	Paulos	Cain	Locke
12/14	at Rutgers	Parker	Saddler	Paulos	Cain	Locke
12/18	James Madison	Parker	Saddler	Paulos	Cain	Locke
12/21	at Wake Forest	Parker	Saddler	Paulos	Cain	Locke
12/28	at Virginia Tech	Parker	Outlaw	Paulos	Cain	Locke
12/30	NC State					
1/2	at Western Carolina					
1/6	Furman					
1/9	at Appalachian St.					
1/16	The Citadel					
1/18	Davidson					
1/23	at Samford					
1/25	at Chattanooga					
1/30	Appalachian St.					
2/1	Georgia Southern					
2/6	at Elon					
2/12	at Georgia Southern					
2/16	Western Carolina					
2/19	Elon					
2/23	Chattanooga					
2/27	at Davidson					
3/1	at Wofford					

Double-Figure Scoring Games

	2013-14	Career
Kyle Cain	12	12
Kayel Locke	10	25
Tevon Saddler	8	8
Nicholas Paulos	6	20
Tyrone Outlaw	5	5
R.J. White	3	3
Jordan Potts	2	2
Clay Byrd	1	1
Drew Parker	0	7

20 Points or More Scoring Games

	2013-14	Career
Kyle Cain	5	5
Kayel Locke	2	5
Nicholas Paulos	2	5
Tevon Saddler	1	1

Double-Double Games

	2013-14	Career
Kyle Cain	5	5

Games Led UNCG In Scoring

	2013-14	Career
Kyle Cain	9	9
Kayel Locke	3	7
Nicholas Paulos	2	7
Tevon Saddler	1	1
Jordan Potts	1	1
Drew Parker	0	1

Games Led UNCG In Rebounding

	2013-14	Career
Kyle Cain	11	11
R.J. White	2	2
Kayel Locke	1	3
Tyrone Outlaw	1	1
Tevon Saddler	1	1

2013-14 MISCELLANEOUS STATISTICS

Largest Lead:

.....39 vs. Chowan (11/17/13)

Largest Deficit:

.....37 vs. Louisiana Tech (11/25/13)

Largest Margin of Victory:

.....39 vs. Chowan (11/17/13)

Largest Margin of Defeat:

.....37 vs. Louisiana Tech (11/25/13)

Largest Halftime Lead:

.....24 vs. Chowan (11/17/13)

Largest Halftime Deficit:

.....30 at North Carolina (12/7/13)

Largest Halftime Deficit In Win:

.....6 vs. James Madison (12/18/13)

Largest Lead In Loss:

.....15 vs. ECU (11/12/13)

Largest Deficit In Win:

.....11 at Virginia Tech (12/28/13)

Most Points Scored In A Half:

.....52 vs. Greensboro (11/20/13)

Most Points Allowed In A Half:

.....55 vs. ECU (11/12/13)

Most Points Scored In A Game:

.....97 vs. Chowan (11/17/13)

Most Points Allowed In A Game:

.....99 vs. Louisiana Tech (11/25/13)

Home Games 5-2

Away Games 1-3

Neutral Games 1-2

Conference Games 0-0

Non-Conference Games 7-7

Overtime Games 0-0

Games versus ranked opponents 0-0

Games decided by 5 points or less 2-1

Games decided by 6-10 points 2-1

Games decided by 11 or more points 3-5

When ahead at the half 5-1

When trailing at the half 1-6

When tied at the half 1-0

When outrebounding opponent 6-2

When outrebounded or tied 1-5

When scoring 90+ points 2-0

When scoring 80-89 points 1-1

When scoring 70-79 points 3-2

When scoring under 70 points 1-4

When opponent scores under 70 5-1

When opponent scores 70-79 2-0

When opponent scores 80-89 0-5

When opponent scores 90+ 0-1

When shooting 45% or better 6-2

When shooting under 45% 1-5

When holding opponents under 45% 7-1

When opponent shoots over 45% 0-6

When shooting 70% or better from FT 5-1

When shooting under 70% from FT 2-6

When shooting 35% or better from 3 4-4

When shooting under 35% from 3 3-3

When opponent shoots 35%+ from 3 2-3

When opponent shoots >35% from 3 6-3

When hitting seven or more 3's 4-5

When hitting less than seven 3's 3-2

When opponent hits 7 < 3's 3-4

When opponent hits >7 3's 4-3

When committing 15 or more to's 3-5

When committing less than 15 to's 4-2

When forcing 15 or more to's 0-1

When failing to force 15 turnovers 7-6

When handing out 15+ assists 3-0

When handing out >15 assists 4-7

When recording 6+ steals 3-2

When recording fewer than 6 steals 4-5

When UNCG bench outscored opp. 5-2

When UNCG bench is outscored or tied 2-5

When Locke leads team in scoring 2-1

When Cain leads team in scoring 5-3


When Saddler leads team in scoring 0-1

When Potts leads team in scoring 0-1

When Paulos leads team in scoring 1-1



2013-14 UNCG Men's BASKETBALL



Tevon Saddler's Notebook

Started his first career game against High Point (11/8) and scored 10 points, grabbed six rebounds and dished out four assists ... Scored a career-high 34 points and grabbed eight rebounds against East Carolina (11/12) as he was 10-of-15 from the field and 14-of-19 from the free throw line ... Missed the Virginia Tech game due to an injury.

#0

TEVON SADDLER

FRESHMAN

SEASON HIGHS

Points 34 vs. ECU (11/12/13)
Rebounds 8 vs. ECU (11/12/13)
Assists 6 vs. Greensboro (11/20/13)
Steals 3 at Wake Forest (12/21/13)
Blocks 1, five times
FG Made 10 vs. ECU (11/12/13)
FG Att 15 vs. ECU (11/12/13)
3FG Made n/a
3FG Att 1 vs. HPU (11/8/13)
FT Made 14 vs. ECU (11/12/13)
FT Att 19 vs. ECU (11/12/13)

CAREER HIGHS

Points 34 vs. ECU (11/12/13)
Rebounds 8 vs. ECU (11/12/13)
Assists 6 vs. Greensboro (11/20/13)
Steals 3 at Wake Forest (12/21/13)
Blocks 1, five times
FG Made 10 vs. ECU (11/12/13)
FG Att 15 vs. ECU (11/12/13)
3FG Made n/a
3FG Att 1 vs. HPU (11/8/13)
FT Made 14 vs. ECU (11/12/13)
FT Att 19 vs. ECU (11/12/13)

2013-14 UNCG Men's Basketball UNCG Individual Game-by-Game (as of Dec 27, 2013) All games

#00 SADDLER, Tevon

				Total		3-Pointers		Free throws		Rebounds											
Opponent	Date	gs	min	fg-fga	pct	3fg-fga	pct	ft-fa	pct	off	def	tot	avg	pf	a	t/o	blk	stl	pts	avg	
HIGH POINT	11/8/13	*	28	3-8	.375	0-1	.000	4-10	.400	2	4	6	6.0	2	4	4	0	1	10	10.0	
EAST CAROLINA	11/12/13	*	33	10-15	.667	0-0	.000	14-19	.737	2	6	8	7.0	3	5	4	1	1	34	22.0	
CHOWAN	11/17/13		17	4-7	.571	0-0	.000	7-11	.636	2	2	4	6.0	0	4	1	0	1	15	19.7	
GREENSBORO COLLEGE	11/20/13	*	19	6-11	.545	0-0	.000	3-3	1.000	2	3	5	5.8	1	6	4	0	0	15	18.5	
vs Louisiana Tech	11/25/13	*	23	3-8	.375	0-0	.000	1-4	.250	0	5	5	5.6	3	2	4	0	2	7	16.2	
vs San Diego	11/26/13	*	34	3-7	.429	0-1	.000	6-6	1.000	0	3	3	5.2	4	2	6	0	1	12	15.5	
vs Stetson	11/27/13		32	2-9	.222	0-1	.000	6-8	.750	0	1	1	4.6	3	3	5	0	2	10	14.7	
PRESBYTERIAN	12/3/13	*	32	4-12	.333	0-1	.000	2-6	.333	2	3	5	4.6	5	4	6	1	1	10	14.1	
at North Carolina	12/07/13	*	25	2-9	.222	0-0	.000	0-1	.000	0	1	1	4.2	4	2	8	1	0	4	13.0	
CLAFLIN	12/11/13	*	28	2-5	.400	0-1	.000	6-8	.750	1	6	7	4.5	2	2	4	1	0	10	12.7	
at Rutgers	12/14/13	*	32	4-11	.364	0-1	.000	5-6	.833	0	1	1	4.2	3	4	8	0	1	13	12.7	
JAMES MADISON	12/18/13	*	30	1-5	.200	1-1	1.000	4-6	.667	1	3	4	4.2	3	5	1	1	0	7	12.3	
at Wake Forest	12/21/13	*	29	2-8	.250	0-0	.000	2-4	.500	1	1	2	4.0	1	2	2	0	3	6	11.8	
Totals		11	362	46-115	.400	1-7	.143	60-92	.652	13	39	52	4.0	34	45	57	5	13	153	11.8	

Games played: 13
 Minutes/game: 27.8
 Points/game: 11.8
 FG Pct: 40.0
 3FG Pct: 14.3
 FT Pct: 65.2

Rebounds/game: 4.0
 Assists/game: 3.5
 Turnovers/game: 4.4
 Assist/turnover ratio: 0.8
 Steals/game: 1.0
 Blocks/game: 0.4

TEVON SADDLER'S CAREER STATISTICS

			Total		3-Point		F-Throws		Rebounds											Scoring	
Season	gp-gs	min/avg	fg-fga	pct	fg-fga	pct	ft-fa	pct	off	def	tot	avg	pf	fo	ast	to	blk	stl	pts	avg	
2013-14	13-11	362/27.8	46-115	.400	1-7	.143	60-92	.652	13	39	52	4.0	34	1	45	57	5	13	153	11.8	
TOTAL	13-11	362/27.8	46-115	.400	1-7	.143	60-92	.652	13	39	52	4.0	34	1	45	57	5	13	153	11.8	



2013-14 UNCG Men's BASKETBALL



Drew Parker's Notebook

Grabbed five rebounds at Virginia Tech (Dec. 28).

#1

DREW PARKER

SENIOR

SEASON HIGHS

Points 6 vs. Stetson (11/27/13)
Rebounds 5, two times
Assists 7 vs. Chowan (11/17/13)
Steals 2, three times
Blocks n/a
FG Made 2 vs. Stetson (11/27/13)
FG Attempts 3, four times
3FG Made 2 vs. Stetson (11/27/13)
3FG Att. 3, two times
FT Made 2, two times
FT Att. 3 vs. Louisiana Tech (11/25/13)

CAREER HIGHS

Points 15 vs. The Citadel (12/1/12)
Reb. 6 at Miami (1/2/12)
Assists 10 at Miami (1/2/12)
Steals 2, six times
Blocks 1, three times
FG Made 6 vs. The Citadel (12/1/12)
FG Att. 10 at Elon (12/5/11)
3FG Made 4, two times
3FG Att. 8 at Elon (12/5/11)
FT Made 5 at W. Carolina (1/28/12)
FT Att. 5, two times

2013-14 UNCG Men's Basketball UNCG Individual Game-by-Game (as of Dec 28, 2013) All games

#01 PARKER, Drew

Opponent	Date	gs	min	Total		3-Pointers		Free throws		Rebounds				pf	a	t/o	blk	stl	pts	avg	
				fg-fga	pct	3fg-fga	pct	ft-fga	pct	off	def	tot	avg								
HIGH POINT	11/8/13	*	21	1-1	1.000	1-1	1.000	0-0	.000	0	4	4	4.0	1	0	1	0	0	3	3.0	
EAST CAROLINA	11/12/13	*	19	0-0	.000	0-0	.000	0-0	.000	0	1	1	2.5	2	1	3	0	0	0	1.5	
CHOWAN	11/17/13	*	25	1-3	.333	1-3	.333	0-0	.000	0	2	2	2.3	0	7	1	0	2	3	2.0	
GREENSBORO COLLEGE	11/20/13	*	21	0-3	.000	0-2	.000	0-0	.000	0	2	2	2.3	2	6	3	0	0	0	1.5	
vs Louisiana Tech	11/25/13	*	20	1-1	1.000	0-0	.000	2-3	.667	0	1	1	2.0	1	2	2	0	2	4	2.0	
vs San Diego	11/26/13	*	16	0-1	.000	0-1	.000	0-0	.000	0	0	0	1.7	1	1	0	0	0	0	1.7	
vs Stetson	11/27/13	*	19	2-3	.667	2-3	.667	0-0	.000	0	1	1	1.6	0	0	0	0	2	6	2.3	
PRESBYTERIAN	12/3/13	*	13	0-0	.000	0-0	.000	2-2	1.000	0	0	0	1.4	1	3	0	0	0	2	2.3	
at North Carolina	12/07/13	*	20	0-1	.000	0-1	.000	0-0	.000	0	4	4	1.7	3	2	0	0	0	0	2.0	
CLAFLIN	12/11/13	*	21	0-3	.000	0-1	.000	0-0	.000	0	4	4	1.9	0	4	2	0	0	0	1.8	
at Rutgers	12/14/13	*	18	0-0	.000	0-0	.000	0-0	.000	0	5	5	2.2	1	2	2	0	0	0	1.6	
JAMES MADISON	12/18/13	*	26	0-1	.000	0-1	.000	0-0	.000	0	1	1	2.1	0	5	0	0	1	0	1.5	
at Wake Forest	12/21/13	*	36	1-4	.250	0-3	.000	3-3	1.000	1	3	4	2.2	3	3	2	0	1	5	1.8	
at Virginia Tech	12/28/13	*	26	0-3	.000	0-1	.000	1-2	.500	0	5	5	2.4	1	2	0	0	0	1	1.7	
Totals			14	301	6-24	.250	4-17	.235	8-10	.800	1	33	34	2.4	16	38	16	0	8	24	1.7

Games played: 14
 Minutes/game: 21.5
 Points/game: 1.7
 FG Pct: 25.0
 3FG Pct: 23.5
 FT Pct: 80.0

Rebounds/game: 2.4
 Assists/game: 2.7
 Turnovers/game: 1.1
 Assist/turnover ratio: 2.4
 Steals/game: 0.6

DREW PARKER'S CAREER STATISTICS

			Total		3-Point		F-Throws		Rebounds											Scoring	
Season	gp-gs	min/avg	fg-fga	pct	fg-fga	pct	ft-fa	pct	off	def	tot	avg	pf	fo	ast	to	blk	stl	pts	avg	
2010-11	31-3	460/14.8	19-63	.302	8-26	.308	11-16	.688	6	27	33	1.1	21	0	60	48	0	14	57	1.8	
2011-12	32-26	746/23.3	50-126	.397	40-84	.476	15-22	.682	7	52	59	1.8	49	0	83	51	2	21	155	4.8	
2012-13	31-25	678/21.9	33-105	.314	22-77	.286	13-18	.722	9	57	66	2.1	37	0	80	41	1	18	101	3.3	
2013-14	14-14	301/21.5	6-24	.250	4-17	.235	8-10	.800	1	33	34	2.4	16	0	38	16	0	8	24	1.7	
TOTAL	108-68	2185/20.2	108-318	.340	74-204	.363	47-66	.712	23	169	192	1.8	123	0	261	156	3	61	337	3.1	



2013-14 UNCG Men's BASKETBALL



Diante Baldwin's Notebook

Scored four points, dished out two assists and grabbed two rebounds against High Point (Nov. 8) ... Scored nine points, grabbed five rebounds and dished out five assists against Chowan (Nov. 17).

#3

DIANTE BALDWIN

FRESHMAN

SEASON HIGHS

Points 9 vs. Chowan (11/17/13)
Rebounds 5 vs. Chowan (11/17/13)
Assists 5 vs. Chowan (11/17/13)
Steals 2 at Rutgers (12/14/13)
Blocks 1 vs. Greensboro (11/20/13)
FG Made 4 vs. Chowan (11/17/13)
FG Att 5 vs. Chowan (11/17/13)
3FG Made 1, two times
3FG Att 2, two times
FT Made 2, two times
FT Att 6 vs. HPU (11/8/13)

CAREER HIGHS

Points 9 vs. Chowan (11/17/13)
Rebounds 5 vs. Chowan (11/17/13)
Assists 5 vs. Chowan (11/17/13)
Steals 2 at Rutgers (12/14/13)
Blocks 1 vs. Greensboro (11/20/13)
FG Made 4 vs. Chowan (11/17/13)
FG Att 5 vs. Chowan (11/17/13)
3FG Made 1, two times
3FG Att 2, two times
FT Made 2, two times
FT Att 6 vs. HPU (11/8/13)

2013-14 UNCG Men's Basketball UNCG Individual Game-by-Game (as of Dec 28, 2013) All games

#03 BALDWIN, Diante

Opponent	Date	gs	min	Total		3-Pointers		Free throws		Rebounds				pf	a	t/o	blk	stl	pts	avg
				fg-fga	pct	3fg-fga	pct	ft-fa	pct	off	def	tot	avg							
HIGH POINT	11/8/13	9		1-1	1.000	0-0	.000	2-6	.333	0	2	2	2.0	0	2	1	0	0	4	4.0
EAST CAROLINA	11/12/13	7		0-2	.000	0-0	.000	0-0	.000	1	0	1	1.5	5	1	1	0	1	0	2.0
CHOWAN	11/17/13	24		4-5	.800	1-2	.500	0-4	.000	0	5	5	2.7	0	5	0	0	1	9	4.3
GREENSBORO COLLEGE	11/20/13	17		2-2	1.000	0-0	.000	2-4	.500	0	4	4	3.0	2	2	4	1	0	6	4.8
vs Louisiana Tech	11/25/13	13		1-3	.333	1-2	.500	0-2	.000	0	1	1	2.6	0	1	1	0	0	3	4.4
PRESBYTERIAN	12/3/13	15		0-1	.000	0-0	.000	0-0	.000	0	1	1	2.3	3	2	0	0	0	0	3.7
at North Carolina	12/07/13	10		1-4	.250	0-2	.000	0-2	.000	0	0	0	2.0	0	0	1	0	1	2	3.4
CLAFLIN	12/11/13	5		1-1	1.000	0-0	.000	0-0	.000	0	0	0	1.8	1	1	0	0	0	2	3.3
at Rutgers	12/14/13	11		2-4	.500	0-1	.000	1-1	1.000	0	2	2	1.8	5	0	2	0	2	5	3.4
JAMES MADISON	12/18/13	12		1-2	.500	0-0	.000	0-0	.000	0	2	2	1.8	2	0	0	0	1	2	3.3
at Wake Forest	12/21/13	14		0-1	.000	0-0	.000	0-1	.000	0	0	0	1.6	1	0	1	0	1	0	3.0
at Virginia Tech	12/28/13	21		1-6	.167	0-0	.000	0-0	.000	0	3	3	1.8	3	2	0	0	0	2	2.9
Totals		0	158	14-32	.438	2-7	.286	5-20	.250	1	20	21	1.8	22	16	11	1	7	35	2.9

Games played: 12
 Minutes/game: 13.2
 Points/game: 2.9
 FG Pct: 43.8
 3FG Pct: 28.6
 FT Pct: 25.0

Rebounds/game: 1.8
 Assists/game: 1.3
 Turnovers/game: 0.9
 Assist/turnover ratio: 1.5
 Steals/game: 0.6
 Blocks/game: 0.1

DIANTE BALDWIN'S CAREER STATISTICS

			Total		3-Point		F-Throws		Rebounds											Scoring	
Season	gp-gs	min/avg	fg-fga	pct	fg-fga	pct	ft-fa	pct	off	def	tot	avg	pf	fo	ast	to	blk	stl	pts	avg	
2013-14	12-0	158/13.2	14-32	.438	2-7	.286	5-20	.250	1	20	21	1.8	22	2	16	11	1	7	35	2.9	
TOTAL	12-0	158/13.2	14-32	.438	2-7	.286	5-20	.250	1	20	21	1.8	22	2	16	11	1	7	35	2.9	



2013-14 UNCG Men's BASKETBALL



Clay Byrd's Notebook

Scored a career-best 12 points against Chowan (Nov. 17) as he was 4-of-6 from three-point land.

#11

CLAY BYRD

FRESHMAN

SEASON HIGHS

Points 12 vs. Chowan (11/17/13)
Rebounds 1 vs. Greensboro (11/20/13)
Assists 1, three times
Steals 1 vs. Presbyterian (12/3/13)
Blocks 1 vs. Greensboro (11/20/13)
FG Made 4 vs. Chowan (11/17/13)
FG Att 8 vs. Presbyterian (12/3/13)
3FG Made 4 vs. Chowan (11/17/13)
3FG Att 8 vs. Presbyterian (12/3/13)
FT Made n/a
FT Att n/a

CAREER HIGHS

Points 12 vs. Chowan (11/17/13)
Rebounds 1 vs. Greensboro (11/20/13)
Assists 1, three times
Steals 1 vs. Presbyterian (12/3/13)
Blocks 1 vs. Greensboro (11/20/13)
FG Made 4 vs. Chowan (11/17/13)
FG Att 8 vs. Presbyterian (12/3/13)
3FG Made 4 vs. Chowan (11/17/13)
3FG Att 8 vs. Presbyterian (12/3/13)
FT Made n/a
FT Att n/a

2013-14 UNCG Men's Basketball UNCG Individual Game-by-Game (as of Dec 05, 2013) All games

#11 BYRD, Clay

Opponent	Date	gs	min	Total		3-Pointers		Free throws		Rebounds				pf	a	t/o	blk	stl	pts	avg
				fg-fga	pct	3fg-fga	pct	ft-fa	pct	off	def	tot	avg							
HIGH POINT	11/8/13	5		0-0	.000	0-0	.000	0-0	.000	0	0	0	0.0	0	0	0	0	0	0	0.0
EAST CAROLINA	11/12/13	2		0-0	.000	0-0	.000	0-0	.000	0	0	0	0.0	1	0	0	0	0	0	0.0
CHOWAN	11/17/13	11		4-6	.667	4-6	.667	0-0	.000	0	0	0	0.0	1	0	1	0	0	12	4.0
GREENSBORO COLLEGE	11/20/13	8		2-2	1.000	2-2	1.000	0-0	.000	0	1	1	0.3	0	0	0	1	0	6	4.5
vs Louisiana Tech	11/25/13	2		0-0	.000	0-0	.000	0-0	.000	0	0	0	0.2	0	0	0	0	0	0	3.6
vs San Diego	11/26/13	1		0-1	.000	0-1	.000	0-0	.000	0	0	0	0.2	0	0	0	0	0	0	3.0
PRESBYTERIAN	12/3/13	8		2-8	.250	2-8	.250	0-0	.000	0	0	0	0.1	1	1	0	0	1	6	3.4
Totals		0	37	8-17	.471	8-17	.471	0-0	.000	0	1	1	0.1	3	1	1	1	1	24	3.4

Games played: 7
 Minutes/game: 5.3
 Points/game: 3.4
 FG Pct: 47.1
 3FG Pct: 47.1


Rebounds/game: 0.1
 Assists/game: 0.1
 Turnovers/game: 0.1
 Assist/turnover ratio: 1.0
 Steals/game: 0.1
 Blocks/game: 0.1

CLAY BYRD'S CAREER STATISTICS

Season	gp-gs	min/avg	Total		3-Point		F-Throws		Rebounds				pf	fo	ast	to	blk	stl	Scoring	
			fg-fga	pct	fg-fga	pct	ft-fa	pct	off	def	tot	avg							pts	avg
2013-14	8-0	38/4.8	8-17	.471	8-17	.471	0-0	.000	0	1	1	0.1	3	0	1	1	1	1	24	3.0
TOTAL	8-0	38/4.8	8-17	.471	8-17	.471	0-0	.000	0	1	1	0.1	3	0	1	1	1	1	24	3.0



2013-14 UNCG Men's BASKETBALL



Kayel Locke's Notebook

Scored a team-high 21 points and grabbed nine rebounds against High Point (11/8) as he was 7-of-12 from the field and 7-of-9 from the free throw line ... Scored 13 points at North Carolina (Dec. 7) ... Scored a career-high 25 points against Claflin (Dec. 11) as he was 10-of-17 from the field and 4-of-5 from the free throw line ... Scored 14 points and grabbed seven rebounds at Wake Forest (Dec. 21) ... Scored 15 points, 13 in the second half, in the Spartans' win at Virginia Tech (Dec. 28).

#13

KAYEL LOCKE

SOPHOMORE

SEASON HIGHS

Points 25 vs. Claflin (12/11/13)
Rebounds 9, two times
Assists 3 vs. James Madison (12/18/13)
Steals 2, two times
Blocks 1 at Rutgers (12/14/13)
FG Made 10 vs. Claflin (12/11/13)
FG Attempts 17 vs. Claflin (12/11/13)
3FG Made 1, two times
3FG Att. 2 at North Carolina (12/7/13)
FT Made 7, two times
FT Att. 9, two times

CAREER HIGHS

Points 25 vs. Claflin (12/11/13)
Rebounds 9, two times
Assists 3 vs. James Madison (12/18/13)
Steals 2, five times
Blocks 1, six times
FG Made 10, two times
FG Attempts 17, two times
3FG Made 1, seven times
3FG Att. 2, two times
FT Made 14 vs. N.C. A&T (11/28/12)
FT Att. 16 vs. N.C. A&T (11/28/12)

2013-14 UNCG Men's Basketball UNCG Individual Game-by-Game (as of Dec 28, 2013) All games

#13 LOCKE, Kayel

Opponent	Date	gs	min	Total		3-Pointers		Free throws		Rebounds				pf	a	t/o	blk	stl	pts	avg	
				fg-fga	pct	3fg-fga	pct	ft-fa	pct	off	def	tot	avg								
HIGH POINT	11/8/13	*	33	7-12	.583	0-0	.000	7-9	.778	4	5	9	9.0	3	1	2	0	0	21	21.0	
EAST CAROLINA	11/12/13	*	24	3-8	.375	1-1	1.000	1-2	.500	2	5	7	8.0	5	1	2	0	2	8	14.5	
CHOWAN	11/17/13	*	21	4-7	.571	0-1	.000	3-4	.750	3	3	6	7.3	2	0	0	0	0	11	13.3	
GREENSBORO COLLEGE	11/20/13	*	20	2-6	.333	0-1	.000	0-0	.000	2	3	5	6.8	2	1	3	0	1	4	11.0	
vs Louisiana Tech	11/25/13	*	26	4-6	.667	0-0	.000	2-2	1.000	2	1	3	6.0	0	1	1	0	1	10	10.8	
vs San Diego	11/26/13	*	22	2-5	.400	0-0	.000	0-1	.000	0	2	2	5.3	3	2	2	0	0	4	9.7	
vs Stetson	11/27/13	*	29	1-6	.167	0-1	.000	4-4	1.000	1	2	3	5.0	2	2	3	0	0	6	9.1	
PRESBYTERIAN	12/3/13	*	24	4-12	.333	0-0	.000	2-5	.400	7	2	9	5.5	3	0	2	0	0	10	9.3	
at North Carolina	12/07/13	*	26	5-8	.625	0-2	.000	3-4	.750	1	1	2	5.1	2	2	2	0	0	13	9.7	
CLAFLIN	12/11/13	*	33	10-17	.588	1-1	1.000	4-5	.800	5	1	6	5.2	2	0	1	0	0	25	11.2	
at Rutgers	12/14/13	*	37	4-10	.400	0-0	.000	3-4	.750	4	1	5	5.2	3	2	2	1	2	11	11.2	
JAMES MADISON	12/18/13	*	32	3-9	.333	1-1	1.000	4-4	1.000	1	1	2	4.9	2	3	2	0	0	11	11.2	
at Wake Forest	12/21/13	*	32	5-11	.455	0-0	.000	4-9	.444	3	4	7	5.1	3	0	2	0	0	14	11.4	
at Virginia Tech	12/28/13	*	29	4-9	.444	0-0	.000	7-8	.875	0	1	1	4.8	5	0	3	0	0	15	11.6	
Totals			14	388	58-126	.460	3-8	.375	44-61	.721	35	32	67	4.8	37	15	27	1	6	163	11.6

Games played: 14
 Minutes/game: 27.7
 Points/game: 11.6
 FG Pct: 46.0
 3FG Pct: 37.5
 FT Pct: 72.1

Rebounds/game: 4.8
 Assists/game: 1.1
 Turnovers/game: 1.9
 Assist/turnover ratio: 0.6
 Steals/game: 0.4
 Blocks/game: 0.1

KAYEL LOCKE'S CAREER STATISTICS

Season	gp-gs	min/avg	Total		3-Point		F-Throws		Rebounds				pf	fo	ast	to	blk	stl	Scoring	
			fg-fga	pct	fg-fga	pct	ft-fa	pct	off	def	tot	avg							pts	avg
2012-13	31-17	683/22.0	111-265	.419	5-26	.192	80-120	.667	61	76	137	4.4	89	4	21	37	5	14	307	9.9
2013-14	14-14	388/27.7	58-126	.460	3-8	.375	44-61	.721	35	32	67	4.8	37	2	15	27	1	6	163	11.6
TOTAL	45-31	1071/23.8	169-391	.432	8-34	.235	124-181	.685	96	108	204	4.5	126	6	36	64	6	20	470	10.4



2013-14 UNCG Men's BASKETBALL



Kyle Cain's Notebook

Scored 21 points in 27 minutes against High Point (11/8) in his first career game at UNCG as he was 9-of-13 from the field ... Scored 17 of his points in the second half while also finishing with seven rebounds ... Scored 16 points and grabbed nine rebounds against East Carolina (11/12) ... Tallied 17 points in 24 minutes against Chowan (Nov. 17). ... Posted a double-double with a career-high 23 points and 14 rebounds against Greensboro College (Nov. 20) ... Recorded a double-double against Stetson (11/27) with 21 points and 11 rebounds ... Notched his third double dip of the season with 10 points and 11 rebounds against Presbyterian (12/3) ... Added 13 points and eight rebounds at North Carolina (Dec. 7) ... Scored 20 points on 7-of-11 shooting from the field and 5-of-6 from free throw line ... Posted a double-double at Wake Forest (Dec. 21) with 16 points and a career-high 15 rebounds ... Scored 18 points and grabbed 10 rebounds at Virginia Tech (Dec. 28).

#14

KYLE CAIN

JUNIOR

SEASON HIGHS

Points 23 vs. Greensboro (11/20/13)
Rebounds ... 15 at Wake Forest (12/21/13)
Assists 3, four times
Steals 2, two times
Blocks n/a
FG Made 10 vs. Greensboro (11/20/13)
FG Att 18 at Wake Forest (12/21/13)
3FG Made 1, two times
3FG Att 2, two times
FT Made 4 vs. ECU (11/12/13)
FT Att 6 vs. ECU (11/12/13)

CAREER HIGHS

Points 23 vs. Greensboro (11/20/13)
Rebounds ... 15 at Wake Forest (12/21/13)
Assists 3, four times
Steals 2, two times
Blocks n/a
FG Made 10 vs. Greensboro (11/20/13)
FG Att 18 at Wake Forest (12/21/13)
3FG Made 1, two times
3FG Att 2, two times
FT Made 4 vs. ECU (11/12/13)
FT Att 6 vs. ECU (11/12/13)

2013-14 UNCG Men's Basketball UNCG Individual Game-by-Game (as of Dec 28, 2013) All games

#14 CAIN, Kyle

				Total		3-Pointers		Free throws		Rebounds											
Opponent	Date	gs	min	fg-fga	pct	3fg-fga	pct	ft-fa	pct	off	def	tot	avg	pf	a	t/o	blk	stl	pts	avg	
HIGH POINT	11/8/13	*	27	9-13	.692	1-1	1.000	2-2	1.000	3	4	7	7.0	3	3	1	0	1	21	21.0	
EAST CAROLINA	11/12/13	*	36	6-10	.600	0-2	.000	4-6	.667	1	8	9	8.0	2	2	3	0	0	16	18.5	
CHOWAN	11/17/13	*	24	7-14	.500	0-0	.000	3-3	1.000	2	2	4	6.7	1	0	2	0	2	17	18.0	
GREENSBORO COLLEGE	11/20/13	*	24	10-14	.714	0-1	.000	3-4	.750	4	10	14	8.5	1	1	3	0	2	23	19.3	
vs Louisiana Tech	11/25/13	*	25	2-8	.250	0-1	.000	2-2	1.000	2	1	3	7.4	1	1	4	0	0	6	16.6	
vs San Diego	11/26/13	*	30	9-14	.643	1-2	.500	2-3	.667	2	3	5	7.0	4	3	1	0	0	21	17.3	
vs Stetson	11/27/13	*	35	9-16	.563	0-1	.000	3-4	.750	4	7	11	7.6	3	0	0	0	0	21	17.9	
PRESBYTERIAN	12/3/13	*	34	4-15	.267	0-1	.000	2-3	.667	3	8	11	8.0	3	2	2	0	0	10	16.9	
at North Carolina	12/07/13	*	31	6-11	.545	0-0	.000	1-2	.500	2	6	8	8.0	0	1	3	0	0	13	16.4	
CLAFIN	12/11/13	*	25	2-5	.400	0-0	.000	2-2	1.000	3	6	9	8.1	2	0	1	0	0	6	15.4	
at Rutgers	12/14/13	*	34	8-15	.533	0-0	.000	2-4	.500	2	6	8	8.1	3	2	1	0	0	18	15.6	
JAMES MADISON	12/18/13	*	34	7-11	.636	1-1	1.000	5-6	.833	1	6	7	8.0	1	3	2	0	0	20	16.0	
at Wake Forest	12/21/13	*	32	7-18	.389	0-1	.000	2-3	.667	6	9	15	8.5	4	1	1	0	0	16	16.0	
at Virginia Tech	12/28/13	*	35	8-14	.571	0-0	.000	2-2	1.000	2	8	10	8.6	1	3	4	1	0	18	16.1	
Totals		14	426	94-178	.528	3-11	.273	35-46	.761	37	84	121	8.6	29	22	28	1	5	226	16.1	

Games played: 14
Minutes/game: 30.4
Points/game: 16.1
FG Pct: 52.8
3FG Pct: 27.3
FT Pct: 76.1

Rebounds/game: 8.6
Assists/game: 1.6
Turnovers/game: 2.0
Assist/turnover ratio: 0.8
Steals/game: 0.4
Blocks/game: 0.1

KYLE CAIN'S CAREER STATISTICS

Season	gp-gs	min/avg	Total		3-Point		F-Throws		Rebounds				pf	fo	ast	to	blk	stl	Scoring	
			fg-fga	pct	fg-fga	pct	ft-fa	pct	off	def	tot	avg							pts	avg
2013-14	14-14	426/30.4	94-178	.528	3-11	.273	35-46	.761	37	84	121	8.6	29	0	22	28	1	5	226	16.1
TOTAL	14-14	426/30.4	94-178	.528	3-11	.273	35-46	.761	37	84	121	8.6	29	0	22	28	1	5	226	16.1



2013-14 UNCG Men's BASKETBALL



Jordan Potts' Notebook

Played in his first game of the year against Greensboro College (Nov. 20) and scored a career-high 17 points as he was a perfect 5-of-5 from three-point land.

#20

JORDAN POTTS

SOPHOMORE

SEASON HIGHS

Points 17 vs. Greensboro (11/20/13)
Rebounds 7 at Virginia Tech (12/28/13)
Assists 5, two times
Steals 1, four times
Blocks 1 vs. San Diego (11/26/13)
FG Made 5 vs. Greensboro (11/20/13)
FG Att 7 vs. Louisiana tech (11/25/13)
3FG Made 5 vs. Greensboro (11/20/13)
3FG Att 5, two times
FT Made 3, two times
FT Att 5 vs. Stetson (11/27/13)

CAREER HIGHS

Points 17 vs. Greensboro (11/20/13)
Rebounds 7 at Virginia Tech (12/28/13)
Assists 5, three times
Steals 2, two times
Blocks 1 vs. San Diego (11/26/13)
FG Made 5 vs. Greensboro (11/20/13)
FG Att 8 at Western Carolina (1/12/13)
3FG Made 5 vs. Greensboro (11/20/13)
3FG Att 5, two times
FT Made 4, two times
FT Att 6 at Appalachian St. (1/14/13)

2013-14 UNCG Men's Basketball UNCG Individual Game-by-Game (as of Dec 28, 2013) All games

#20 POTTS, Jordan

Opponent	Date	gs	min	Total		3-Pointers		Free throws		Rebounds				pf	a	t/o	blk	stl	pts	avg
				fg-fga	pct	3fg-fga	pct	ft-fa	pct	off	def	tot	avg							
GREENSBORO COLLEGE	11/20/13	15	5-5	1.000	5-5	1.000	2-2	1.000	0	1	1	1.0	1	3	1	0	0	17	17.0	
vs Louisiana Tech	11/25/13	16	5-7	.714	3-5	.600	0-0	.000	0	0	0	0.5	3	1	3	0	0	13	15.0	
vs San Diego	11/26/13	24	2-4	.500	2-4	.500	3-4	.750	0	3	3	1.3	4	3	0	1	1	9	13.0	
vs Stetson	11/27/13	25	2-3	.667	2-2	1.000	3-5	.600	0	2	2	1.5	4	5	3	0	1	9	12.0	
PRESBYTERIAN	12/3/13	20	2-4	.500	2-4	.500	0-0	.000	0	3	3	1.8	1	2	2	0	1	6	10.8	
at North Carolina	12/07/13	18	0-0	.000	0-0	.000	0-0	.000	0	3	3	2.0	2	1	3	0	1	0	9.0	
CLAFLIN	12/11/13	26	4-5	.800	1-2	.500	0-0	.000	0	4	4	2.3	3	5	2	0	0	9	9.0	
at Rutgers	12/14/13	26	3-7	.429	3-6	.500	0-1	.000	0	4	4	2.5	2	1	2	0	0	9	9.0	
JAMES MADISON	12/18/13	10	0-1	.000	0-1	.000	0-0	.000	0	1	1	2.3	3	0	0	0	1	0	8.0	
at Wake Forest	12/21/13	0	0-0	.000	0-0	.000	0-0	.000	0	0	0	2.1	0	0	0	0	0	0	7.2	
at Virginia Tech	12/28/13	21	1-6	.167	1-5	.200	2-2	1.000	0	7	7	2.5	1	4	1	0	0	5	7.0	
Totals		0	201	24-42	.571	19-34	.559	10-14	.714	0	28	28	2.5	24	25	17	1	5	77	7.0

Games played: 11
 Minutes/game: 18.3
 Points/game: 7.0
 FG Pct: 57.1
 3FG Pct: 55.9
 FT Pct: 71.4

Rebounds/game: 2.5
 Assists/game: 2.3
 Turnovers/game: 1.5
 Assist/turnover ratio: 1.5
 Steals/game: 0.5
 Blocks/game: 0.1

JORDAN POTTS' CAREER STATISTICS

			Total		3-Point		F-Throws		Rebounds										Scoring	
Season	gp-gs	min/avg	fg-fga	pct	fg-fga	pct	ft-fa	pct	off	def	tot	avg	pf	fo	ast	to	blk	stl	pts	avg
2012-13	26-5	429/16.5	31-89	.348	12-46	.261	20-25	.800	5	28	33	1.3	47	1	41	35	0	17	94	3.6
2013-14	11-0	201/18.3	24-42	.571	19-34	.559	10-14	.714	0	28	28	2.5	24	0	25	17	1	5	77	7.0
TOTAL	37-5	630/17.0	55-131	.420	31-80	.388	30-39	.769	5	56	61	1.6	71	1	66	52	1	22	171	4.6



2013-14 UNCG Men's BASKETBALL



Nicholas Paulos' Notebook

Scored 16 points against East Carolina (11/12), including four three-pointers ... Scored a season-high 22 points and grabbed seven rebounds against Presbyterian (Dec. 3) as he was 8-of-14 from the field and 6-of-12 from long range Scored a team-high 21 points against James Madison 9Dec. 18) as he was 7-of-11 from three-point land.

#31

NICHOLAS PAULOS

JUNIOR

SEASON HIGHS

Points22 vs. Presbyterian (12/3/13)
Rebounds7 vs. Presbyterian (12/3/13)
Assists 2, three times
Steals3 vs. Louisiana Tech (11/25/13)
Blocks 1, four times
FG Made8 vs. Presbyterian (12/3/13)
FG Att14 vs. Presbyterian (12/3/13)
3FG Made7 vs. JMU (12/18/13)
3FG Att.12 vs. Presbyterian (12/3/13)
FT Made4 vs. Clafin (12/11/13)
FT Att.4 vs. Clafin (12/11/13)

CAREER HIGHS

Points 30 at Chtanooga (2/21/13)
Rebounds 9 vs. Richmond (12/30/11)
Assists 2, three times
Steals 3 vs. Lees-McRae (1/9/13)
Blocks 1, 19 times
FG Made9, two times
FG Attempts 15 vs. Towson (11/20/11)
3FG Made 10 at Chtanooga (2/21/13)
3FG Att.12, three times
FT Made4 vs. Clafin (12/11/13)
FT Att. 4 vs. Clafin (12/11/13)

2013-14 UNCG Men's Basketball UNCG Individual Game-by-Game (as of Dec 28, 2013) All games

#31 PAULOS, Nicholas

Opponent	Date	gs	min	Total		3-Pointers		Free throws		Rebounds				pf	a	t/o	blk	stl	pts	avg
				fg-fga	pct	3fg-fga	pct	ft-fa	pct	off	def	tot	avg							
HIGH POINT	11/8/13	*	35	2-9	.222	2-9	.222	2-3	.667	0	3	3	3.0	3	1	0	0	1	8	8.0
EAST CAROLINA	11/12/13	*	37	5-10	.500	4-6	.667	2-2	1.000	0	3	3	3.0	3	1	1	0	0	16	12.0
CHOWAN	11/17/13	*	22	3-5	.600	1-3	.333	1-1	1.000	1	3	4	3.3	2	1	0	0	0	8	10.7
GREENSBORO COLLEGE	11/20/13	*	20	0-3	.000	0-2	.000	1-2	.500	0	5	5	3.8	2	1	0	0	0	1	8.3
vs Louisiana Tech	11/25/13	*	27	3-11	.273	3-9	.333	0-0	.000	0	2	2	3.4	1	2	3	0	3	9	8.4
vs San Diego	11/26/13	*	34	3-11	.273	2-10	.200	0-0	.000	0	3	3	3.3	2	1	1	0	1	8	8.3
vs Stetson	11/27/13	*	28	4-6	.667	3-5	.600	0-0	.000	0	1	1	3.0	1	0	0	1	0	11	8.7
PRESBYTERIAN	12/3/13	*	35	8-14	.571	6-12	.500	0-0	.000	4	3	7	3.5	5	0	2	1	2	22	10.4
at North Carolina	12/07/13	*	22	2-7	.286	1-6	.167	0-0	.000	1	1	2	3.3	2	2	0	1	0	5	9.8
CLAFIN	12/11/13	*	32	4-10	.400	2-8	.250	4-4	1.000	0	3	3	3.3	2	0	3	0	0	14	10.2
at Rutgers	12/14/13	*	23	3-8	.375	3-8	.375	0-0	.000	0	1	1	3.1	4	2	0	0	0	9	10.1
JAMES MADISON	12/18/13	*	31	7-11	.636	7-11	.636	0-0	.000	0	5	5	3.3	5	1	0	0	0	21	11.0
at Wake Forest	12/21/13	*	30	2-10	.200	1-9	.111	0-0	.000	1	5	6	3.5	4	0	2	0	0	5	10.5
at Virginia Tech	12/28/13	*	34	2-4	.500	2-4	.500	0-0	.000	0	2	2	3.4	3	0	2	1	1	6	10.2
Totals			410	48-119	.403	37-102	.363	10-12	.833	7	40	47	3.4	39	12	14	4	8	143	10.2

Games played: 14
Minutes/game: 29.3
Points/game: 10.2
FG Pct: 40.3
3FG Pct: 36.3
FT Pct: 83.3

Rebounds/game: 3.4
Assists/game: 0.9
Turnovers/game: 1.0
Assist/turnover ratio: 0.9
Steals/game: 0.6
Blocks/game: 0.3

NICHOLAS PAULOS' CAREER STATISTICS

Season	gp-gs	min/avg	Total		3-Point		F-Throws		Rebounds				Scoring							
			fg-fga	pct	fg-fga	pct	ft-fa	pct	off	def	tot	avg	pf	fo	ast	to	blk	stl	pts	avg
2011-12	29-0	400/13.8	56-155	.361	39-112	.348	9-9	1.000	19	42	61	2.1	41	0	10	19	6	12	160	5.5
2012-13	31-3	621/20.0	83-194	.428	63-155	.406	19-23	.826	19	66	85	2.7	62	4	16	24	9	22	248	8.0
2013-14	14-14	410/29.3	48-119	.403	37-102	.363	10-12	.833	7	40	47	3.4	39	2	12	14	4	8	143	10.2
TOTAL	74-17	1431/19.3	187-468	.400	139-369	.377	38-44	.864	45	148	193	2.6	142	6	38	57	19	42	551	7.4



2013-14 UNCG Men's BASKETBALL



Jordy Kuiper's Notebook

#32

JORDY KUIPER

FRESHMAN

SEASON HIGHS

Points 2 vs. Greensboro (11/20/13)
Rebounds 3 vs. Greensboro (11/20/13)
Assists n/a
Steals n/a
Blocks n/a
FG Made 1 vs. Greensboro (11/20/13)
FG Attempts .3 vs. Greensboro (11/20/13)
3FG Made n/a
3FG Att. n/a
FT Made 1 vs. Chowan (11/17/13)
FT Att. 3 vs. Chowan (11/17/13)

CAREER HIGHS

Points 2 vs. Greensboro (11/20/13)
Rebounds 3 vs. Greensboro (11/20/13)
Assists n/a
Steals n/a
Blocks n/a
FG Made 1 vs. Greensboro (11/20/13)
FG Attempts .3 vs. Greensboro (11/20/13)
3FG Made n/a
3FG Att. n/a
FT Made 1 vs. Chowan (11/17/13)
FT Att. 3 vs. Chowan (11/17/13)

2013-14 UNCG Men's Basketball UNCG Individual Game-by-Game (as of Dec 28, 2013) All games

#32 KUIPER, Jordy

Opponent	Date	gs	min	Total		3-Pointers		Free throws		Rebounds				pf	a	t/o	blk	stl	pts	avg
				fg-fga	pct	3fg-fga	pct	ft-fa	pct	off	def	tot	avg							
HIGH POINT	11/8/13		7	0-1	.000	0-0	.000	0-0	.000	0	0	0	0.0	3	0	0	0	0	0	0.0
EAST CAROLINA	11/12/13		8	0-0	.000	0-0	.000	0-0	.000	0	2	2	1.0	0	0	1	0	0	0	0.0
CHOWAN	11/17/13		11	0-0	.000	0-0	.000	1-3	.333	1	0	1	1.0	2	0	3	0	0	1	0.3
GREENSBORO COLLEGE	11/20/13		11	1-3	.333	0-0	.000	0-1	.000	0	3	3	1.5	1	0	1	0	0	2	0.8
vs Louisiana Tech	11/25/13		7	0-1	.000	0-0	.000	0-0	.000	1	1	2	1.6	1	0	0	0	0	0	0.6
vs San Diego	11/26/13		1	0-0	.000	0-0	.000	0-0	.000	0	1	1	1.5	0	0	1	0	0	0	0.5
at North Carolina	12/07/13		5	0-0	.000	0-0	.000	0-0	.000	1	1	2	1.6	0	0	0	0	0	0	0.4
CLAFLIN	12/11/13		3	0-0	.000	0-0	.000	0-0	.000	0	1	1	1.5	0	0	0	0	0	0	0.4
at Rutgers	12/14/13		4	0-0	.000	0-0	.000	0-0	.000	0	1	1	1.4	0	0	0	0	0	0	0.3
at Wake Forest	12/21/13		6	0-1	.000	0-0	.000	0-0	.000	1	1	2	1.5	2	0	0	0	0	0	0.3
at Virginia Tech	12/28/13		1	0-0	.000	0-0	.000	0-0	.000	0	0	0	1.4	1	0	0	0	0	0	0.3
Totals		0	64	1-6	.167	0-0	.000	1-4	.250	4	11	15	1.4	10	0	6	0	0	3	0.3

Games played: 11
Minutes/game: 5.8
Points/game: 0.3
FG Pct: 16.7
FT Pct: 25.0


Rebounds/game: 1.4
Turnovers/game: 0.5

JORDY KUIPER'S CAREER STATISTICS

Season	gp-gs	min/avg	Total		3-Point		F-Throws		Rebounds				pf	fo	ast	to	blk	stl	Scoring	
			fg-fga	pct	fg-fga	pct	ft-fa	pct	off	def	tot	avg							pts	avg
2013-14	11-0	64/5.8	1-6	.167	0-0	.000	1-4	.250	4	11	15	1.4	10	0	0	6	0	0	3	0.3
TOTAL	11-0	64/5.8	1-6	.167	0-0	.000	1-4	.250	4	11	15	1.4	10	0	0	6	0	0	3	0.3



2013-14 UNCG Men's BASKETBALL



#34

RJ WHITE

REDSHIRT FRESHMAN

SEASON HIGHS

Points 12 vs. JMU (12/18/13)
Rebounds 11 vs. Chowan (11/17/13)
Assists 1, six times
Steals 3 vs. Greensboro (11/20/13)
Blocks 3 vs. Greensboro (11/20/13)
FG Made 6 vs. JMU (12/18/13)
FG Attempts 8 vs. JMU (12/18/13)
3FG Made 1 vs. San Diego (11/26/13)
3FG Att. 1, two times
FT Made 6 vs. Louisiana Tech (11/25/13)
FT Att. 7 vs. Louisiana Tech (11/25/13)

CAREER HIGHS

Points 12 vs. JMU (12/18/13)
Rebounds 11 vs. Chowan (11/17/13)
Assists 1, four times
Steals 3 vs. Greensboro (11/20/13)
Blocks 3 vs. Greensboro (11/20/13)
FG Made 6 vs. JMU (12/18/13)
FG Attempts 8 vs. JMU (12/18/13)
3FG Made 1 vs. San Diego (11/26/13)
3FG Att. 1, two times
FT Made 6 vs. Louisiana Tech (11/25/13)
FT Att. 7 vs. Louisiana Tech (11/25/13)

RJ White's Notebook

Nearly posted a double-double with eight points and 11 rebounds against Chowan (Nov. 17) ... Scored 10 points against Louisiana Tech (Nov. 25) and San Diego (Nov. 26) ... Scored a career-high 12 points and grabbed six rebounds against James Madison (Dec. 18) as he was 6-of-8 from the field ... Hit two free throws with 10 seconds remaining in the Spartans' 55-52 victory at Virginia Tech (Dec. 28).

2013-14 UNCG Men's Basketball UNCG Individual Game-by-Game (as of Dec 28, 2013) All games

#34 WHITE, RJ

Opponent	Date	gs	min	Total		3-Pointers		Free throws		Rebounds				pf	a	t/o	blk	stl	pts	avg
				fg-fga	pct	3fg-fga	pct	ft-fa	pct	off	def	tot	avg							
HIGH POINT	11/8/13		11	0-2	.000	0-0	.000	1-2	.500	0	2	2	2.0	4	0	1	0	0	1	1.0
EAST CAROLINA	11/12/13		7	0-0	.000	0-0	.000	0-0	.000	2	1	3	2.5	2	1	3	0	1	0	0.5
CHOWAN	11/17/13		10	3-4	.750	0-0	.000	2-4	.500	1	10	11	5.3	3	1	0	1	0	8	3.0
GREENSBORO COLLEGE	11/20/13		17	2-3	.667	0-0	.000	0-1	.000	0	9	9	6.3	3	1	0	3	3	4	3.3
vs Louisiana Tech	11/25/13		17	2-5	.400	0-0	.000	6-7	.857	0	4	4	5.8	4	0	0	0	0	10	4.6
vs San Diego	11/26/13		21	4-6	.667	1-1	1.000	1-2	.500	2	3	5	5.7	2	0	0	1	1	10	5.5
vs Stetson	11/27/13		15	1-2	.500	0-1	.000	0-0	.000	1	5	6	5.7	4	1	3	0	1	2	5.0
PRESBYTERIAN	12/3/13		8	0-1	.000	0-0	.000	0-0	.000	0	0	0	5.0	1	0	1	0	0	0	4.4
at North Carolina	12/07/13		16	2-6	.333	0-0	.000	0-0	.000	2	1	3	4.8	5	0	3	0	0	4	4.3
CLAFLIN	12/11/13		16	3-5	.600	0-0	.000	1-2	.500	2	2	4	4.7	2	1	3	1	0	7	4.6
at Rutgers	12/14/13		4	1-1	1.000	0-0	.000	0-1	.000	2	1	3	4.5	4	0	0	1	0	2	4.4
JAMES MADISON	12/18/13		14	6-8	.750	0-0	.000	0-1	.000	2	4	6	4.7	3	1	0	0	0	12	5.0
at Wake Forest	12/21/13		10	2-3	.667	0-0	.000	1-1	1.000	0	2	2	4.5	2	0	1	0	1	5	5.0
at Virginia Tech	12/28/13		12	0-2	.000	0-0	.000	2-2	1.000	2	4	6	4.6	3	0	2	0	0	2	4.8
Totals		0	178	26-48	.542	1-2	.500	14-23	.609	16	48	64	4.6	42	6	17	7	7	67	4.8

Games played: 14
 Minutes/game: 12.7
 Points/game: 4.8
 FG Pct: 54.2
 3FG Pct: 50.0
 FT Pct: 60.9

Rebounds/game: 4.6
 Assists/game: 0.4
 Turnovers/game: 1.2
 Assist/turnover ratio: 0.4
 Steals/game: 0.5
 Blocks/game: 0.5

RJ WHITE'S CAREER STATISTICS

			Total		3-Point		F-Throws		Rebounds										Scoring	
Season	gp-gs	min/avg	fg-fga	pct	fg-fga	pct	ft-fa	pct	off	def	tot	avg	pf	fo	ast	to	blk	stl	pts	avg
2012-13	7-0	48/6.9	3-11	.273	0-1	.000	4-4	1.000	3	13	16	2.3	9	0	2	4	4	1	10	1.4
2013-14	14-0	178/12.7	26-48	.542	1-2	.500	14-23	.609	16	48	64	4.6	42	1	6	17	7	7	67	4.8
TOTAL	21-0	226/10.8	29-59	.492	1-3	.333	18-27	.667	19	61	80	3.8	51	1	8	21	11	8	77	3.7



2013-14 UNCG Men's BASKETBALL



Tyrone Outlaw's Notebook

Made his collegiate debut and scored 14 points and grabbed nine rebounds off the bench against High Point (11/8) in 24 minutes ... Connected on 3-of-9 from the field but hit 7-of-8 from the free throw line ... Scored 10 points and grabbed six rebounds against East Carolina (11/12) ... Scored 13 point and grabbed eight rebounds against Chowan (Nov. 17) ... Scored 13 points on 4-of-6 shooting from the field and 5-of-5 from the free throw line.

#44

TYRONE OUTLAW

FRESHMAN

SEASON HIGHS

Points14 vs. HPU (11/8/13)
Rebounds 9 vs. HPU (11/8/13)
Assists 3 vs. Chowan (11/17/13)
Steals 3 at Wake Forest (12/21/13)
Blocks 2 vs. Greensboro (11/20/13)
FG Made 6 vs. Chowan (11/17/13)
FG Attempts 11 vs. Chowan (11/17/13)
3FG Made 2 at North Carolina (12/7/13)
3FG Att. 5 vs. HPU (11/8/13)
FT Made 7 vs. HPU (11/8/13)
FT Att. 8 vs. HPU (11/8/13)

CAREER HIGHS

Points14 vs. HPU (11/8/13)
Rebounds 9 vs. HPU (11/8/13)
Assists 3 vs. Chowan (11/17/13)
Steals 3 at Wake Forest (12/21/13)
Blocks 2 vs. Greensboro (11/20/13)
FG Made 6 vs. Chowan (11/17/13)
FG Attempts 11 vs. Chowan (11/17/13)
3FG Made 2 at North Carolina (12/7/13)
3FG Att. 5 vs. HPU (11/8/13)
FT Made 7 vs. HPU (11/8/13)
FT Att. 8 vs. HPU (11/8/13)

2013-14 UNCG Men's Basketball UNCG Individual Game-by-Game (as of Dec 28, 2013) All games

#44 OUTLAW, Tyrone

Opponent	Date	gs	min	Total		3-Pointers		Free throws		Rebounds				pf	a	t/o	blk	stl	pts	avg
				fg-fga	pct	3fg-fga	pct	ft-fa	pct	off	def	tot	avg							
HIGH POINT	11/8/13		24	3-9	.333	1-5	.200	7-8	.875	3	6	9	9.0	2	1	0	1	2	14	14.0
EAST CAROLINA	11/12/13		27	2-7	.286	1-3	.333	5-6	.833	5	1	6	7.5	1	2	1	0	0	10	12.0
CHOWAN	11/17/13 *		24	6-11	.545	0-2	.000	1-1	1.000	4	4	8	7.7	0	3	0	1	2	13	12.3
GREENSBORO COLLEGE	11/20/13		23	4-6	.667	0-1	.000	5-5	1.000	0	1	1	6.0	2	2	0	2	0	13	12.5
vs Louisiana Tech	11/25/13		20	0-3	.000	0-1	.000	0-0	.000	0	0	0	4.8	2	0	1	0	0	0	10.0
vs San Diego	11/26/13		17	3-5	.600	1-2	.500	0-0	.000	1	0	1	4.2	4	2	1	0	0	7	9.5
vs Stetson	11/27/13 *		17	3-6	.500	0-1	.000	4-4	1.000	1	2	3	4.0	1	0	1	0	1	10	9.6
PRESBYTERIAN	12/3/13		11	0-1	.000	0-0	.000	0-0	.000	0	1	1	3.6	3	0	0	0	0	0	8.4
at North Carolina	12/07/13		24	2-3	.667	2-3	.667	3-4	.750	0	1	1	3.3	1	0	1	0	1	9	8.4
CLAFLIN	12/11/13		11	1-1	1.000	0-0	.000	0-0	.000	1	1	2	3.2	0	0	0	0	0	2	7.8
at Rutgers	12/14/13		11	2-6	.333	1-2	.500	0-0	.000	2	1	3	3.2	0	1	1	0	2	5	7.5
JAMES MADISON	12/18/13		11	2-5	.400	1-3	.333	0-0	.000	0	0	0	2.9	1	0	2	0	0	5	7.3
at Wake Forest	12/21/13		11	0-4	.000	0-2	.000	0-0	.000	0	1	1	2.8	2	0	0	0	3	0	6.8
at Virginia Tech	12/28/13 *		21	3-8	.375	0-2	.000	0-0	.000	0	0	0	2.6	1	0	1	0	1	6	6.7
Totals		3	252	31-75	.413	7-27	.259	25-28	.893	17	19	36	2.6	20	11	9	4	12	94	6.7

Games played: 14
 Minutes/game: 18.0
 Points/game: 6.7
 FG Pct: 41.3
 3FG Pct: 25.9
 FT Pct: 89.3

Rebounds/game: 2.6
 Assists/game: 0.8
 Turnovers/game: 0.6
 Assist/turnover ratio: 1.2
 Steals/game: 0.9
 Blocks/game: 0.3

TYRONE OUTLAW'S CAREER STATISTICS

			Total		3-Point		F-Throws		Rebounds											Scoring	
Season	gp-gs	min/avg	fg-fga	pct	fg-fga	pct	ft-fa	pct	off	def	tot	avg	pf	fo	ast	to	blk	stl	pts	avg	
2013-14	14-3	252/18.0	31-75	.413	7-27	.259	25-28	.893	17	19	36	2.6	20	0	11	9	4	12	94	6.7	
TOTAL	14-3	252/18.0	31-75	.413	7-27	.259	25-28	.893	17	19	36	2.6	20	0	11	9	4	12	94	6.7	



2013-14 UNCG Men's BASKETBALL



2013-14 UNCG Men's Basketball UNCG Combined Team Statistics (as of Dec 28, 2013) All games

RECORD:	OVERALL	HOME	AWAY	NEUTRAL
ALL GAMES	7-7	5-2	1-3	1-2
CONFERENCE	0-0	0-0	0-0	0-0
NON-CONFERENCE	7-7	5-2	1-3	1-2

#	Player	gp-gs	min	avg	Total		3-Point		F-Throw		Rebounds				pf	dq	a	to	blk	stl	pts	avg
					fg-fga	fg%	3fg-fga	3fg%	ft-fa	ft%	off	def	tot	avg								
14	CAIN, Kyle	14-14	426	30.4	94-178	.528	3-11	.273	35-46	.761	37	84	121	8.6	29	0	22	28	1	5	226	16.1
00	SADDLER, Tevon	13-11	362	27.8	46-115	.400	1-7	.143	60-92	.652	13	39	52	4.0	34	1	45	57	5	13	153	11.8
13	LOCKE, Kayel	14-14	388	27.7	58-126	.460	3-8	.375	44-61	.721	35	32	67	4.8	37	2	15	27	1	6	163	11.6
31	PAULOS, Nicholas	14-14	410	29.3	48-119	.403	37-102	.363	10-12	.833	7	40	47	3.4	39	2	12	14	4	8	143	10.2
20	POTTS, Jordan	11-0	201	18.3	24-42	.571	19-34	.559	10-14	.714	0	28	28	2.5	24	0	25	17	1	5	77	7.0
44	OUTLAW, Tyrone	14-3	252	18.0	31-75	.413	7-27	.259	25-28	.893	17	19	36	2.6	20	0	11	9	4	12	94	6.7
34	WHITE, RJ	14-0	178	12.7	26-48	.542	1-2	.500	14-23	.609	16	48	64	4.6	42	1	6	17	7	7	67	4.8
11	BYRD, Clay	8-0	38	4.8	8-17	.471	8-17	.471	0-0	.000	0	1	1	0.1	3	0	1	1	1	1	24	3.0
03	BALDWIN, Diante	12-0	158	13.2	14-32	.438	2-7	.286	5-20	.250	1	20	21	1.8	22	2	16	11	1	7	35	2.9
01	PARKER, Drew	14-14	301	21.5	6-24	.250	4-17	.235	8-10	.800	1	33	34	2.4	16	0	38	16	0	8	24	1.7
35	MITCHELL, Jamal	3-0	11	3.7	0-1	.000	0-1	.000	1-2	.500	0	0	0	0.0	1	0	0	0	0	1	1	0.3
32	KUIPER, Jordy	11-0	64	5.8	1-6	.167	0-0	.000	1-4	.250	4	11	15	1.4	10	0	0	6	0	0	3	0.3
21	ROBERTSON, Jordan	3-0	9	3.0	0-1	.000	0-0	.000	0-0	.000	0	1	1	0.3	3	0	0	0	0	0	0	0.0
33	MCNEELY, Tyler	1-0	2	2.0	0-0	.000	0-0	.000	0-0	.000	0	0	0	0.0	0	0	0	0	0	0	0	0.0
Team											16	15	31					2				
Total.....		14	2800		356-784	.454	85-233	.365	213-312	.683	147	371	518	37.0	280	8	191	205	25	73	1010	72.1
Opponents.....		14	2800		359-809	.444	87-264	.330	227-327	.694	133	336	469	33.5	256	-	175	156	43	94	1032	73.7

TEAM STATISTICS	UNCG	OPP
SCORING	1010	1032
Points per game	72.1	73.7
Scoring margin	-1.6	-
FIELD GOALS-ATT	356-784	359-809
Field goal pct	.454	.444
3 POINT FG-ATT	85-233	87-264
3-point FG pct	.365	.330
3-pt FG made per game	6.1	6.2
FREE THROWS-ATT	213-312	227-327
Free throw pct	.683	.694
F-Throws made per game	15.2	16.2
REBOUNDS	518	469
Rebounds per game	37.0	33.5
Rebounding margin	+3.5	-
ASSISTS	191	175
Assists per game	13.6	12.5
TURNOVERS	205	156
Turnovers per game	14.6	11.1
Turnover margin	-3.5	-
Assist/turnover ratio	0.9	1.1
STEALS	73	94
Steals per game	5.2	6.7
BLOCKS	25	43
Blocks per game	1.8	3.1
ATTENDANCE	21955	33648
Home games-Avg/Game	7-3136	4-8278
Neutral site-Avg/Game	-	3-179

Date	Opponent		Score	Att.
11/8/13	HIGH POINT	W	82-74	5734
11/12/13	EAST CAROLINA	L	84-85	3217
11/17/13	CHOWAN	W	97-58	1862
11/20/13	GREENSBORO COLLEGE	W	92-62	2154
11/25/13	vs Louisiana Tech	L	62-99	233
11/26/13	vs San Diego	L	71-83	303
11/27/13	vs Stetson	W	75-68	0
12/3/13	PRESBYTERIAN	L	66-87	1938
12/07/13	at North Carolina	L	50-81	15676
12/11/13	CLAFLIN	W	75-70	5424
12/14/13	at Rutgers	L	72-89	4122
12/18/13	JAMES MADISON	W	78-65	1626
12/21/13	at Wake Forest	L	51-59	8467
12/28/13	at Virginia Tech	W	55-52	4847

* = Conference game

Score by Periods	1st	2nd	Totals
UNCG	456	554	1010
Opponents	496	536	1032



2013-14 UNCG Men's BASKETBALL



TEAM GAME-BY-GAME STATISTICS

UNCG Team Game-by-Game (as of Dec 28, 2013)
All games

TEAM STATISTICS

Opponent	Date	Score		Total		3-Pointers		Free throws		Rebounds				pf	a	t/o	blk	stl	pts	avg
				fg-fga	pct	3fg-fga	pct	ft-fa	pct	off	def	tot	avg							
HIGH POINT	11/8/13	82-74	W	26-56	.464	5-17	.294	25-40	.625	12	30	42	42.0	21	12	10	1	5	82	82.0
EAST CAROLINA	11/12/13	84-85	L	26-52	.500	6-12	.500	26-35	.743	13	30	43	42.5	24	14	19	1	5	84	83.0
CHOWAN	11/17/13	97-58	W	36-63	.571	7-17	.412	18-31	.581	16	34	50	45.0	14	21	8	2	8	97	87.7
GREENSBORO COLLEGE	11/20/13	92-62	W	34-58	.586	7-14	.500	17-24	.708	9	42	51	46.5	17	23	19	7	7	92	88.8
vs Louisiana Tech	11/25/13	62-99	L	21-54	.389	7-19	.368	13-20	.650	6	17	23	41.8	16	10	19	0	8	62	83.4
vs San Diego	11/26/13	71-83	L	26-54	.481	7-22	.318	12-16	.750	7	20	27	39.3	24	14	13	2	4	71	81.3
vs Stetson	11/27/13	75-68	W	24-51	.471	7-15	.467	20-25	.800	9	24	33	38.4	18	11	15	1	7	75	80.4
PRESBYTERIAN	12/3/13	66-87	L	24-68	.353	10-26	.385	8-16	.500	17	21	38	38.4	26	14	15	2	5	66	78.6
at North Carolina	12/07/13	50-81	L	20-49	.408	3-14	.214	7-13	.538	9	19	28	37.2	20	10	21	2	3	50	75.4
CLAFLIN	12/11/13	75-70	W	27-52	.519	4-13	.308	17-21	.810	12	30	42	37.7	14	13	16	2	0	75	75.4
at Rutgers	12/14/13	72-89	L	27-62	.435	7-18	.389	11-17	.647	12	25	37	37.6	25	14	18	2	7	72	75.1
JAMES MADISON	12/18/13	78-65	W	27-53	.509	11-19	.579	13-17	.765	7	23	30	37.0	20	18	7	1	3	78	75.3
at Wake Forest	12/21/13	51-59	L	19-60	.317	1-15	.067	12-21	.571	14	26	40	37.2	22	6	12	0	9	51	73.5
at Virginia Tech	12/28/13	55-52	W	19-52	.365	3-12	.250	14-16	.875	4	30	34	37.0	19	11	13	2	2	55	72.1
UNCG		1010		356-784	.454	85-233	.365	213-312	.683	147	371	518	37.0	280	191	205	25	73	1010	72.1
Opponents		1032		359-809	.444	87-264	.330	227-327	.694	133	336	469	33.5	256	175	156	43	94	1032	73.7

OPPONENT GAME-BY-GAME STATISTICS

UNCG Opponent Game-by-Game (as of Dec 28, 2013)
All games

OPPONENT STATISTICS

Opponent	Date	Score		Total		3-Pointers		Free throws		Rebounds				pf	a	t/o	blk	stl	pts	avg
				fg-fga	pct	3fg-fga	pct	ft-fa	pct	off	def	tot	avg							
HIGH POINT	11/8/13	82-74	W	27-62	.435	1-14	.071	19-27	.704	11	27	38	38.0	27	3	11	1	7	74	74.0
EAST CAROLINA	11/12/13	84-85	L	27-67	.403	6-21	.286	25-28	.893	12	19	31	34.5	25	7	9	5	11	85	79.5
CHOWAN	11/17/13	97-58	W	21-58	.362	8-27	.296	8-11	.727	4	18	22	30.3	24	11	11	1	3	58	72.3
GREENSBORO COLLEGE	11/20/13	92-62	W	21-74	.284	12-39	.308	8-13	.615	13	20	33	31.0	18	14	11	1	11	62	69.8
vs Louisiana Tech	11/25/13	62-99	L	36-57	.632	14-25	.560	13-16	.813	6	30	36	32.0	18	21	18	3	12	99	75.6
vs San Diego	11/26/13	71-83	L	28-52	.538	4-14	.286	23-31	.742	7	24	31	31.8	16	13	7	2	4	83	76.8
vs Stetson	11/27/13	75-68	W	22-53	.415	5-14	.357	19-23	.826	9	20	29	31.4	19	16	10	1	3	68	75.6
PRESBYTERIAN	12/3/13	66-87	L	29-46	.630	8-14	.571	21-34	.618	4	31	35	31.9	15	17	14	2	7	87	77.0
at North Carolina	12/07/13	50-81	L	32-66	.485	1-6	.167	16-26	.615	23	23	46	33.4	15	21	13	3	6	81	77.4
CLAFLIN	12/11/13	75-70	W	24-65	.369	9-21	.429	13-16	.813	11	17	28	32.9	17	9	5	6	9	70	76.7
at Rutgers	12/14/13	72-89	L	31-62	.500	9-20	.450	18-25	.720	10	27	37	33.3	18	22	10	4	10	89	77.8
JAMES MADISON	12/18/13	78-65	W	21-48	.438	5-20	.250	18-24	.750	7	21	28	32.8	16	6	8	4	3	65	76.8
at Wake Forest	12/21/13	51-59	L	22-49	.449	2-14	.143	13-30	.433	10	31	41	33.5	15	5	14	6	7	59	75.4
at Virginia Tech	12/28/13	55-52	W	18-50	.360	3-15	.200	13-23	.565	6	28	34	33.5	13	10	15	4	1	52	73.7
Opponents		1032		359-809	.444	87-264	.330	227-327	.694	133	336	469	33.5	256	175	156	43	94	1032	73.7
UNCG		1010		356-784	.454	85-233	.365	213-312	.683	147	371	518	37.0	280	191	205	25	73	1010	72.1



2013-14 UNCG MEN'S BASKETBALL



UNCG 104, LEES-McRAE 76

Official Basketball Box Score -- Game Totals -- Final Statistics
Lees-McRae vs UNCG
11/02/13 2 p.m. at Fleming Gymnasium - Greensboro, N.C.

Lees-McRae 76 • 0-0

#	Player		Total		3-Ptr		Rebounds			PF	TP	A TO Blk Stl				Min
			FG-FGA	FG-FGA	FT-FTA	Off	Def	Tot	A			TO	Blk	Stl		
21	Raul Tutton	f	5-7	3-4	0-2	0	3	3	1	13	1	2	0	1	27	
32	DeAndre Tillman	f	1-3	0-0	0-0	0	2	2	3	2	0	0	1	0	15	
45	Darryl Bond	f	2-7	0-2	2-2	1	4	5	4	6	1	5	0	1	19	
04	Jacques Moore	g	3-8	0-1	4-5	1	4	5	2	10	1	5	0	4	23	
11	Darius Smith	g	1-6	0-1	2-4	0	1	1	2	4	9	2	0	3	37	
00	Josh Gaither		2-4	1-2	0-0	1	2	3	0	5	1	1	0	0	14	
10	Chad Hicks		2-4	0-0	0-0	0	3	3	1	4	1	0	0	0	8	
14	Donte Falls		3-6	0-1	3-6	1	3	4	3	9	0	0	1	0	20	
15	Rishad Felton		0-1	0-1	0-0	0	0	0	0	0	0	0	0	0	2	
23	Mike Chambers		7-11	2-4	3-5	3	0	3	4	19	0	2	0	0	14	
25	Kyle Burton-Harper		0-0	0-0	0-0	0	1	1	1	0	0	0	0	0	5	
31	Avery Wallis		0-1	0-0	0-0	0	0	0	0	0	0	1	1	0	2	
33	Chase Arnold		2-5	0-1	0-0	2	1	3	3	4	0	1	0	0	12	
35	Darius Malbon		0-0	0-0	0-0	0	0	0	0	0	1	0	0	0	2	
	Team		28-63	6-17	14-24		0	0	0			1				
Totals						9	24	33	24	76	14	21	3	9	200	
FG % 1st Half: 14-31			45.2%	2nd half: 14-32		43.8%	Game: 28-63		44.4%	Deadball						
3FG % 1st Half: 4-10			40.0%	2nd half: 2-7		28.6%	Game: 6-17		35.3%	Rebounds						
FT % 1st Half: 4-7			57.1%	2nd half: 10-17		58.8%	Game: 14-24		58.3%	4						

UNCG 104 • 0-0

#	Player		Total		3-Ptr		Rebounds			PF	TP	A TO Blk Stl				Min
			FG-FGA	FG-FGA	FT-FTA	Off	Def	Tot	A			TO	Blk	Stl		
13	LOCKE, Kayel	f	12-17	0-0	6-7	3	1	4	4	30	0	0	1	0	28	
14	CAIN, Kyle	f	7-12	0-1	0-1	2	9	11	0	14	3	3	0	1	27	
01	PARKER, Drew	g	0-0	0-0	2-4	0	3	3	2	2	6	1	1	1	20	
31	PAULOS, Nicholas	g	5-8	4-6	0-0	0	4	4	2	14	1	2	1	2	27	
35	MITCHELL, Jamal	g	0-2	0-1	2-2	0	0	0	2	1	1	0	0	0	9	
00	SADDLER, Tevon		6-9	0-1	4-6	1	0	1	3	16	6	4	1	5	20	
03	BALDWIN, Diante		0-1	0-0	1-4	1	4	5	1	1	1	2	0	1	18	
11	BYRD, Clay		1-2	1-2	0-0	0	0	0	2	3	0	0	0	0	7	
12	BAEZ, Allen		0-0	0-0	0-0	0	0	0	0	0	0	0	0	0	1	
21	ROBERTSON, Jordan		1-2	0-0	0-0	0	0	0	0	2	0	0	0	1	2	
32	KUIPER, Jordy		2-4	0-0	1-2	0	2	2	3	5	1	2	1	0	13	
33	MCNEELY, Tyler		1-1	0-0	0-0	0	1	1	0	2	0	0	0	1	2	
34	WHITE, RJ		0-3	0-0	0-0	0	3	3	3	0	0	1	0	0	9	
44	OUTLAW, Tyrone		4-6	0-2	5-5	2	2	4	1	13	0	0	1	0	17	
Team							3	3	6							
Totals			39-67	5-13	21-31	12	32	44	21	104	19	16	6	12	200	
FG % 1st Half: 19-33			57.6%	2nd half: 20-34	58.8%	Game: 39-67		58.2%							Deadball	
3FG % 1st Half: 2-5			40.0%	2nd half: 3-8	37.5%	Game: 5-13		38.5%							Rebounds	
FT % 1st Half: 10-12			83.3%	2nd half: 11-19	57.9%	Game: 21-31		67.7%							2	

Officials: Alan Spainhour, Scott Smith & Bradford Corriher

Technical fouls: Lees-McRae-None. UNCG-None.

Attendance: 1013

Exhibition Game

EAST CAROLINA 85, UNCG 84

Official Basketball Box Score -- Game Totals -- Final Statistics
East Carolina vs UNCG
11/12/13 7:00 PM at

East Carolina 85 • 2-0

#	Player		Total			3-Ptr		Rebounds					PF	TP	A	TO	Blk	Stl	Min
			FG-FGA	FG-FGA	FT-FTA	Off	Def	Tot											
34	ZANGARI, MICHAEL	f	3-6	0-0	0-0	2	3	5	2	6	0	2	1	0	17				
41	GUILMETTE, MARSHALL	f	2-8	0-0	6-8	3	1	4	1	10	0	0	0	1	17				
01	RICHMOND, AKEEM	g	5-13	4-10	5-5	0	0	0	2	19	1	3	0	4	36				
04	WILLIAMS, PRINCE	g	0-3	0-0	5-6	1	3	4	5	0	0	0	0	0	15				
22	CAMPBELL, PARIS	g	5-13	1-5	5-5	2	3	5	4	16	3	1	2	2	37				
02	WHITE, CALEB		5-12	1-6	2-2	2	3	5	4	13	0	0	1	1	31				
11	ROBINSON, ANTONIO		3-6	0-0	0-0	0	1	1	3	6	2	0	0	2	27				
25	STITH, BRANDAN		4-6	0-0	2-2	2	3	5	5	10	1	3	1	1	20				
Team							0	2	2										
Totals			27-67	6-21	25-28	12	19	31	25	85	7	9	5	11	200				
FG % 1st Half: 9-32			28.1%	2nd half: 18-35	51.4%	Game: 27-67		40.3%	Deadball										
3FG % 1st Half: 3-13			23.1%	2nd half: 3-8	37.5%	Game: 6-21		28.6%	Rebounds										
FT % 1st Half: 9-10			90.0%	2nd half: 16-18	88.9%	Game: 25-28		89.3%											

UNCG 84 • 1-1

#	Player		Total			3-Ptr		Rebounds					PF	TP	A	TO	Blk	Stl	Min
			FG-FGA	FG-FGA	FT-FTA	Off	Def	Tot											
13	LOCKE, Kayel	f	3-8	1-1	1-2	2	5	7	5	8	1	2	0	2	24				
14	CAIN, Kyle	f	6-10	0-2	4-6	1	8	9	2	16	2	3	0	0	36				
00	SADDLER, Tevon	g	10-15	0-0	14-19	2	6	8	3	34	5	4	1	1	33				
01	PARKER, Drew	g	0-0	0-0	0-0	0	1	1	2	0	1	3	0	0	19				
31	PAULOS, Nicholas	g	5-10	4-6	2-2	0	3	3	3	16	1	1	0	0	37				
03	BALDWIN, Diante		0-2	0-0	0-0	1	0	1	5	0	1	1	0	1	7				
11	BYRD, Clay		0-0	0-0	0-0	0	0	0	1	0	0	0	0	0	2				
32	KUIPER, Jordy		0-0	0-0	0-0	0	2	2	0	0	0	1	0	0	8				
34	WHITE, RJ		0-0	0-0	0-0	2	1	3	2	0	1	3	0	1	7				
44	OUTLAW, Tyrone		2-7	1-3	5-6	5	1	6	1	10	2	1	0	0	27				
Team							0	3	3										
Totals			26-52	6-12	26-35	13	30	43	24	84	14	19	1	5	200				
FG % 1st Half: 12-25			48.0%	2nd half: 14-27	51.9%	Game: 26-52		50.0%	Deadball										
3FG % 1st Half: 3-7			42.9%	2nd half: 3-5	60.0%	Game: 6-12		50.0%	Rebounds										
FT % 1st Half: 13-16			81.3%	2nd half: 13-19	68.4%	Game: 26-35		74.3%											

Officials: Sean Casey, Brent Hampton, Barry Mathis

Technical fouls: East Carolina-None. UNCG-None.

Attendance: 3217

Score by periods	1st	2nd	Total
East Carolina	30	55	85
UNCG	40	44	84

Last FG - ECU 2nd-00:40, UNCG 2nd-00:20.

Largest lead - ECU by 2 2nd-12:00, UNCG by 15 1st-07:26.

Score tied - 1 time.

Lead changed - 5 times.

UNCG 82, HIGH POINT 74

Official Basketball Box Score -- Game Totals -- Final Statistics
High Point vs UNCG
11/8/13 7:00 pm at

High Point 74 • 0-1

#	Player		Total		3-Ptr		Rebounds				PF	TP	A TO Blk Stl				Min
			FG-FGA	FG-FGA	FT-FTA	FT-FTA	Off	Def	Tot	A			TO	Blk	Stl		
00	BROWN, John	f	6-10	0-0	7-11	4	4	8	4	19	0	1	1	1	22		
13	CHANEY, Allan	f	9-20	0-4	3-3	3	9	12	3	21	0	1	0	0	33		
01	McGAUGHY, Dejuan	g	5-9	1-2	2-3	0	3	3	2	13	2	3	0	1	31		
03	EDWARDS, Derrell	g	0-3	0-2	0-0	0	2	2	3	0	0	0	0	2	18		
22	WEARY, Adam	g	4-8	0-1	5-8	2	0	2	5	13	0	1	0	1	23		
10	THOMPSON, Tarique		0-0	0-0	0-0	0	0	0	1	0	0	0	0	0	2		
11	McINTYRE, Haishen		0-0	0-0	0-0	0	0	0	0	0	0	0	0	0	2		
12	PEREZ-LAHAM, Jorge		0-1	0-0	0-0	0	1	1	2	0	0	2	0	0	5		
15	CUGINI, Lorenzo		3-5	0-1	0-0	0	1	4	5	1	6	0	2	0	23		
25	WALLACE, Devante		0-3	0-2	2-2	0	3	3	5	2	0	1	0	1	24		
24	LINDAUER, Anthony		0-3	0-2	0-0	0	0	0	1	0	1	0	0	1	17		
Team						1	1	2									
Totals			27-62	1-14	19-27	17	27	38	27	74	3	11	1	7	200		
FG % 1st Half: 12-31 38.7%			2nd half: 15-31 48.4%	Game: 27-62 43.5%			Game: 1-14 7.1%			Deadball Rebounds 2							
3FG % 1st Half: 0-6 0.0%			2nd half: 1-8 12.5%	Game: 1-17 70.4%													
FT % 1st Half: 8-11 72.7%			2nd half: 11-16 68.8%														



2013-14 UNCG MEN'S BASKETBALL



UNCG 92, GREENSBORO COLLEGE 62

Official Basketball Box Score -- Game Totals -- Final Statistics
Greensboro College vs UNCG
11/20/13 7 p.m. at Greensboro, N.C. - Greensboro Coliseum

Greensboro College 62 • 2-1

#	Player	Total			3-Ptr			Rebounds			PF	TP	A	TO	Blk	Stl	Min
		FG-FGA	FG-FGA	FT-FTA	Off	Def	Tot	Off	Def	Tot							
15	Tracy Jester	f	2-9	0-6	0-1	2	1	3	1	4	0	1	0	1	0	2	20
33	Raheem Martin	f	1-4	1-2	0-0	0	5	5	3	3	0	1	1	2	2	28	
03	Will Griffin	g	3-12	0-5	0-0	1	4	5	3	6	4	2	0	3	3	31	
12	Damian Dixon	g	3-13	2-7	3-4	1	0	1	2	11	2	2	2	0	1	25	
30	Jermaine Bates	g	2-8	1-3	2-4	1	4	5	2	7	2	1	0	1	0	23	
10	Christopher Corbin		0-1	0-0	0	0	0	0	2	0	1	0	0	0	0	6	
11	Devan Gregory		2-11	1-5	0-0	3	1	4	0	5	2	0	0	2	2	18	
22	Lawrence Butts		2-4	2-4	0-0	1	1	2	1	6	3	1	0	0	0	19	
23	Chuck Bryant, Jr.		0-0	0-0	0-0	0	1	1	0	0	0	0	0	0	0	2	
24	Hamilton Hawkins		0-0	0-0	0-0	0	0	0	0	0	0	2	0	0	0	4	
32	Jacob Thomas		5-7	5-7	0-0	1	0	1	1	15	0	0	0	0	0	9	
34	Edric Roberts		0-2	0-0	3-4	0	1	1	2	3	0	1	0	0	0	10	
42	Lorenzo Marry		0-1	0-0	0-0	0	0	0	1	0	0	0	0	0	0	2	
50	David Leaman		1-2	0-0	0-0	1	1	2	0	2	0	0	0	0	0	3	
Team			2	1	3												
Totals			21-74	12-39	8-13	13	20	33	18	62	14	11	1	11			200
FG % 1st Half:		11-38	28.9%	2nd half:	10-36	27.8%	Game:	21-74	28.4%	Deadball Rebounds 3							
3FG % 1st Half:		5-18	27.8%	2nd half:	7-21	33.3%	Game:	12-39	30.8%								
FT % 1st Half:		5-6	83.3%	2nd half:	3-7	42.9%	Game:	8-13	61.5%								

UNCG 92 • 3-1

#	Player	Total			3-Ptr			Rebounds			PF	TP	A	TO	Blk	Stl	Min
		FG-FGA	FG-FGA	FT-FTA	Off	Def	Tot	Off	Def	Tot							
13	LOCKE, Kayel	f	2-6	0-1	0-0	2	3	5	2	4	1	3	0	1	0	1	20
14	CAIN, Kyle	f	10-14	1-1	3-4	4	10	14	1	23	0	1	3	0	2	24	
00	SADDLER, Tevon	g	6-11	0-0	3-3	2	3	5	1	15	6	4	0	0	0	19	
01	PARKER, Drew	g	0-3	0-2	0-0	0	2	2	2	0	6	3	0	0	0	21	
31	PAULOS, Nicholas	g	0-3	0-2	1-2	0	5	5	2	1	1	0	0	0	0	20	
03	BALDWIN, Diante		2-2	0-0	2-4	0	4	4	2	6	2	4	1	0	0	17	
11	BYRD, Clay		2-2	2-2	0-0	0	1	1	0	6	0	0	1	0	0	8	
20	POTTS, Jordan		5-5	5-5	2-2	0	1	1	1	17	3	1	0	0	0	15	
21	ROBERTSON, Jordan		0-0	0-0	0-0	0	0	0	0	0	0	0	0	0	0	2	
32	KUIPER, Jordy		1-3	0-0	0-1	0	3	3	1	2	0	1	0	0	0	11	
34	WHITE, RJ		2-3	0-0	0-1	0	9	9	3	4	1	0	3	0	3	17	
35	MITCHELL, Jamal		0-0	0-0	1-2	0	0	0	0	1	0	0	0	1	0	3	
44	OUTLAW, Tyrone		4-6	0-1	5-5	0	1	1	2	13	2	0	2	0	2	23	
Team			1	0	1												
Totals			34-58	7-14	17-24	9	42	51	17	92	23	19	7	7			200
FG % 1st Half:		16-30	53.3%	2nd half:	18-28	64.3%	Game:	34-58	58.6%	Deadball Rebounds 2							
3FG % 1st Half:		1-5	20.0%	2nd half:	6-9	66.7%	Game:	7-14	50.0%								
FT % 1st Half:		7-7	100.0%	2nd half:	10-17	58.8%	Game:	17-24	70.8%								

Officials: Raymond Natli, Bradford Corrier, Jason Goldenberg
Technical fouls: Greensboro College-Damian Dixon. UNCG-None.
Attendance: 2154

Score by periods	1st	2nd	Total
Greensboro College	32	30	62
UNCG	40	52	92

Points	In	Off	2nd	Fast	Bench
GCM	16	22	10	6	31
UNCG	48	14	11	35	49

SAN DIEGO 83, UNCG 71

Official Basketball Box Score -- Game Totals -- Final Statistics
San Diego vs UNCG
11/26/13 12:00 PM at Germain Arena

San Diego 83 • 6-1

#	Player		Total			3-Ptr			Rebounds			PF	TP	A	TO	Blk	Stl	Min
			FG-FGA	FG-FGA	FT-FTA	Off	Def	Tot										
00	ANDERSON, Christopher	*	4-7	1-2	7-8	0	1	1	1	16	5	1	0	0	0	35		
01	DEE, Johnny	*	4-11	2-6	5-6	0	3	3	0	15	3	1	0	2	34			
10	SANADZE, Duda	*	6-12	1-4	7-8	1	5	6	1	20	2	1	0	0	32			
33	KOK, Jito	*	6-9	0-0	0-2	2	1	3	2	12	1	2	1	0	29			
40	KRAMER, Dennis	*	5-7	0-1	0-0	0	7	7	4	10	1	1	1	1	21			
05	SARBAUGH, Chris		0-0	0-0	0-0	0	0	0	2	0	0	1	0	0	6			
15	JACOBS, Thomas		1-2	0-0	3-4	2	1	3	3	5	0	0	0	0	19			
25	FAJEMISIN, Simi		1-1	0-0	0-1	1	2	3	3	2	1	0	0	0	11			
32	BAILEY, Brett		1-3	0-1	1-2	0	1	1	0	3	0	0	0	1	13			
Team						1	3	4										
Totals				28-52	4-14	23-31	7	24	31	16	83	13	7	2	4	200		
FG % 1st Half: 16-31			51.6%	2nd half: 12-21	57.1%	Game: 28-52	53.8%											Deadball Rebounds 5
3FG % 1st Half: 3-8			37.5%	2nd half: 1-6	16.7%	Game: 4-14	28.6%											
FT % 1st Half: 10-13			76.9%	2nd half: 13-18	72.2%	Game: 23-31	74.2%											

UNCG 71 • 3-3

#	Player	Total			3-Ptr			Rebounds			PF	TP	A	TO	Blk	Stl	Min
		FG-FGA	FG-FGA	FT-FTA	Off	Def	Tot	Off	Def	Tot							
00	SADDLER, Tevon	*	3-7	0-1	6-6	0	3	3	4	12	2	6	0	1	34		
01	PARKER, Drew	*	0-1	0-1	0-0	0	0	0	1	0	1	0	0	0	16		
13	LOCKE, Kayel	*	2-5	0-0	0-0	0	2	2	3	4	2	2	0	0	22		
14	CAIN, Kyle	*	9-14	1-2	2-3	2	3	5	4	21	3	1	0	0	30		
31	PAULOS, Nicholas	*	3-11	2-10	0-0	0	3	3	2	8	1	1	0	1	34		
11	BYRD, Clay		0-1	0-1	0-0	0	0	0	0	0	0	0	0	0	1		
20	POTTS, Jordan		2-4	2-4	3-4	0	3	3	4	9	3	0	1	1	24		
32	KUIPER, Jordy		0-0	0-0	0-0	0	1	1	0	0	0	1	0	0	1		
34	WHITE, RJ		4-6	1-1	1-2	2	3	5	2	10	0	0	1	1	21		
44	OUTLAW, Tyrone		3-5	1-2	0-0	1	0	1	4	7	2	1	0	0	17		
Team			2	2	4												
Totals			26-54	7-22	12-16	7	20	27	24	71	14	13	2	4			200
FG % 1st Half:		13-24	54.2%	2nd half:	13-30	43.3%	Game:	26-54	48.1%	Deadball Rebounds 1							
3FG % 1st Half:		4-9	44.4%	2nd half:	3-13	23.1%	Game:	7-22	31.8%								
FT % 1st Half:		10-13	77.2%	2nd half:	4-5	80.0%	Game:	12-16	75.0%								

Officials: Steve Skiles, Brent Hampton, Nathan Quick
Technical fouls: San Diego-None. UNCG-CAIN, Kyle.
Attendance:

Score by periods	1st	2nd	Total
San Diego	45	38	83
UNCG	38	33	71

Points	In	Off	2nd	Fast	Bench
USD	44	19	13	6	10
UNCG	40	10	9	2	26

Last FG - USD 2nd-03:59, UNCG 2nd-00:55.
Largest lead - USD by 12 2nd-00:29, UNCG None.

Score tied - 0 times.
Lead changed - 0 times.

LOUISIANA TECH 99, UNCG 62

Official Basketball Box Score -- Game Totals -- Final Statistics
UNCG vs Louisiana Tech
11/25/13 12:00 PM at Germain Arena

UNCG 62 • 3-2

#	Player		Total			3-Ptr			Rebounds			PF	TP	A	TO	Blk	Stl	Min
			FG-FGA	FG-FGA	FT-FTA	Off	Def	Tot	Off	Def	Tot							
00	SADDLER, Tevon	*	3-8	0-0	1-4	0	5	5	3	7	2	4	0	2	23			
01	PARKER, Drew	*	1-1	0-0	2-3	0	1	1	1	4	2	2	0	2	20			
13	LOCKE, Kayel	*	4-6	0-0	2-2	2	1	3	0	10	1	1	0	1	26			
14	CAIN, Kyle	*	2-8	0-1	2-2	2	1	3	1	6	1	4	0	0	25			
31	PAULOS, Nicholas	*	3-11	3-9	0-0	0	2	2	1	9	2	3	0	3	27			
03	BALDWIN, Diante		1-3	1-2	0-2	0	1	1	0	3	1	1	0	0	13			
11	BYRD, Clay		0-0	0-0	0-0	0	0	0	0	0	0	0	0	0	2			
20	POTTS, Jordan		5-7	3-5	0-0	0	0	0	3	13	1	3	0	0	16			
32	KUIPER, Jody		0-1	0-0	0-0	1	1	2	1	0	0	0	0	0	7			
34	WHITE, RJ		2-5	0-0	6-7	0	4	4	4	10	0	0	0	0	17			
35	MITCHELL, Jamal		0-1	0-1	0-0	0	0	0	0	0	0	0	0	0	4			
44	OUTLAW, Tyrone		0-3	0-1	0-0	0	0	0	2	0	0	1	0	0	20			
	Team					1	1	2										
	Totals		21-54	7-19	13-20	6	17	23	16	62	10	19	0	8	200			
	FG % 1st Half:	12-29	41.4%	2nd half:	9-25	36.0%	Game:	21-54	38.9%									Deadball
	3FG % 1st Half:	4-8	50.0%	2nd half:	3-11	27.3%	Game:	7-19	36.8%									Rebounds
	FT % 1st Half:	5-7	71.4%	2nd half:	8-13	61.5%	Game:	13-20	65.0%									4



2013-14 UNCG MEN'S BASKETBALL



PRESBYTERIAN 87, UNCG 66

Official Basketball Box Score -- Game Totals -- Final Statistics

PC vs UNCG

12/3/13 7:00 pm at Greensboro Coliseum

PC 87 - 2-7

#	Player		Total		3-Ptr		Rebounds			PF	TP	A	TO	Blk	Stl	Min
			FG-FGA	FG-FGA	FT-FTA	Off	Def	Tot								
00	HERRERA, Danny	f	8-14	1-4	1-1	0	5	5	4	18	1	0	0	2	36	
15	TRUSS, William	f	5-6	0-0	3-10	1	12	13	3	13	0	1	2	0	27	
04	ANDERSON, Austin	g	1-2	0-0	4-5	0	2	2	0	6	6	2	0	1	40	
14	DILLARD, Reggie	g	3-6	2-4	3-8	1	4	5	11	8	7	0	3	36		
21	DOWNING, Jordan	g	11-15	5-6	10-10	0	4	4	4	37	2	3	0	0	40	
02	TERRY, Markus		0-0	0-0	0-0	0	0	0	0	0	1	0	0	0	3	
34	DREW, Ed		1-3	0-0	0-0	1	3	4	3	2	0	0	0	0	14	
44	CAMPBELL, Jake		0-0	0-0	0-0	0	0	0	0	0	0	0	0	1	4	
Team						1	1	2								
Totals			29-46	8-14	21-34	4	31	35	15	87	17	14	2	7	200	
FG % 1st Half: 15-28			53.6%	2nd half: 14-18	77.8%	Game: 29-46	63.0%	Deadball Rebounds								
3FG % 1st Half: 6-10			60.0%	2nd half: 2-4	50.0%	Game: 8-14	57.1%	5.1								
FT % 1st Half: 1-2			50.0%	2nd half: 20-32	62.5%	Game: 21-34	61.8%									

UNCG 66 - 4-4

#	Player		Total		3-Ptr		Rebounds			PF	TP	A	TO	Blk	Stl	Min
			FG-FGA	FG-FGA	FT-FTA	Off	Def	Tot								
13	LOCKE, Kayel	f	4-12	0-0	2-5	7	2	9	3	10	0	2	0	0	24	
14	CAIN, Kyle	f	4-15	0-1	2-3	3	8	11	3	10	2	2	0	0	34	
00	SADDLER, Tevon	g	4-12	0-1	2-6	2	3	5	5	10	4	6	1	1	32	
01	PARKER, Drew	g	0-0	0-0	2-2	0	0	0	1	2	3	0	0	0	13	
31	PAULOS, Nicholas	g	8-14	6-12	0-0	4	3	7	5	22	0	2	1	2	35	
03	BALDWIN, Diante		0-1	0-0	0-0	0	1	1	3	0	2	0	0	0	15	
11	BYRD, Clay		2-8	2-8	0-0	0	0	0	1	6	1	0	0	1	8	
20	POTTS, Jordan		2-4	2-4	0-0	0	3	3	1	6	2	2	0	1	20	
34	WHITE, RJ		0-1	0-0	0-0	0	0	0	1	0	0	1	0	0	8	
44	OUTLAW, Tyrone		0-1	0-0	0-0	0	1	1	3	0	0	0	0	0	11	
Team						1	0	1								
Totals			24-68	10-26	8-16	17	21	38	26	66	14	15	2	5	200	
FG % 1st Half:			8-31	25.8%	2nd half:	16-37	43.2%	Game:	24-68	35.3%	Deadball Rebounds					
3FG % 1st Half:			4-9	44.4%	2nd half:	6-17	35.3%	Game:	10-26	38.5%						
FT % 1st Half:			2-7	28.6%	2nd half:	6-9	66.7%	Game:	8-16	50.0%						

Officials: Art Vaulk, Mike Millione, Vladimir Voyard

Technical fouls: PC-None. UNCG-None.

Attendance: 1938

Score by periods	1st	2nd	Total
PC	37	50	87
UNCG	22	44	66

Points	In Paint	Off T/O	2nd Chance	Fast Break	Bench
PC	40	16	6	14	2
UNCG	28	13	16	12	12

Last FG - PC 2nd-00:16, UNCG 2nd-01:21.

Largest lead - PC by 22 2nd-11:05, UNCG by 3 1st-19:51.

Score tied - 1 time.
Lead changed - 1 time.

UNCG 75, CLAFLIN 70

Official Basketball Box Score -- Game Totals -- Final Statistics

Claflin vs UNCG

12/11/13 12:00 pm at Greensboro Coliseum

Claflin 70 - 0-0

#	Player		Total		3-Ptr		Rebounds			PF	TP	A	TO	Blk	Stl	Min
			FG-FGA	FG-FGA	FT-FTA	Off	Def	Tot								
11	Dunn,Marcellus	f	6-12	2-3	2-2	1	1	2	3	16	0	0	2	1	29	
03	Newsome,Brian	g	2-4	0-0	0-0	1	1	2	4	4	0	0	1	1	11	
04	Curry,Brandon	g	2-5	0-0	0-2	0	6	6	1	4	7	0	0	2	35	
05	Singleton,Montez	g	0-2	0-0	0-0	0	0	0	0	0	0	0	0	0	1	
12	Pellegrino,Joseph	g	4-16	0-4	3-4	1	5	6	2	11	1	3	1	0	34	
02	Miller,Anton		0-2	0-1	0-0	1	1	2	0	0	0	0	0	0	8	
20	Caldwell,Adolph		0-0	0-0	0-0	0	0	0	1	0	0	0	0	0	3	
24	Bracey,Tevin		0-1	0-1	4-4	0	0	0	1	4	0	1	0	1	3	
30	Williams,Montel		8-14	6-7	4-4	2	1	3	0	26	1	0	0	2	36	
31	Warren,Herald		0-1	0-0	0-0	0	0	0	1	0	0	0	0	1	4	
33	Jackson,Kendall		1-5	0-2	0-0	2	2	4	2	2	0	0	2	1	24	
40	Burke,brandon		1-3	1-3	0-0	1	0	1	2	3	0	0	0	0	12	
Team						2	0	2								
Totals			24-65	9-21	13-16	11	17	28	17	70	9	5	6	9	200	
FG % 1st Half:			6-30	20.0%	2nd half:	18-35	51.4%	Game:	24-65	36.9%	Deadball					
3FG % 1st Half:			3-10	30.0%	2nd half:	6-11	54.5%	Game:	9-21	42.9%	Rebounds					
FT % 1st Half:			9-12	75.0%	2nd half:	4-4	100.0%	Game:	13-16	81.3%	3					

UNCG 75 - 5-5

#	Player		Total		3-Ptr		Rebounds			PF	TP	A	TO	Blk	Stl	Min
			FG-FGA	FG-FGA	FT-FTA	Off	Def	Tot								
13	LOCKE, Kayel	f	10-17	1-1	4-5	5	1	6	2	25	0	1	0	0	33	
14	CAIN, Kyle	f	2-5	0-0	2-2	3	6	9	2	6	0	1	0	0	25	
00	SADDLER, Tevon	g	2-5	0-1	6-8	1	6	7	2	10	2	4	1	0	28	
01	PARKER, Drew	g	0-3	0-1	0-0	0	4	4	0	0	4	2	0	0	21	
31	PAULOS, Nicholas	g	4-10	2-8	4-4	0	3	3	2	14	0	3	0	0	32	
03	BALDWIN, Diante		1-1	0-0	0-0	0	0	0	1	2	1	0	0	0	5	
20	POTTS, Jordan		4-5	1-2	0-0	0	4	4	3	9	5	2	0	0	26	
32	KUIPER, Jordy		0-0	0-0	0-0	0	1	1	0	0	0	0	0	0	3	
34	WHITE, RJ		3-5	0-0	1-2	2	2	4	2	7	1	3	1	0	16	
44	OUTLAW, Tyrone		1-1	0-0	0-0	1	1	2	0	2	0	0	0	0	11	
Team						0	2	2								
Totals			27-52	4-13	17-21	12	30	42	14	75	13	16	2	0	200	
FG % 1st Half: 15-27			55.6%	2nd half: 12-25	48.0%	Game: 27-52	51.9%	Deadball Rebounds								
3FG % 1st Half: 1-5			20.0%	2nd half: 3-8	37.5%	Game: 4-13	30.8%									
FT % 1st Half: 7-10			70.0%	2nd half: 10-11	90.9%	Game: 17-21	81.0%									

Officials: Sam Croft, Tyler Eastep, Bradford Cornher

Technical fouls: Claflin-Jackson,Kendall. UNCG-None.

Attendance: 5424

Score by periods	1st	2nd	Total
Claflin	24	46	70
UNCG	38	37	75

Points	In Paint	Off T/O	2nd Chance	Fast Break	Bench
UNCG	28	19	6	15	20
CLUMB	28	13	8	3	35

NORTH CAROLINA 81, UNCG 50

Official Basketball Box Score -- Game Totals -- Final Statistics

UNC Greensboro vs North Carolina

12/07/13 7:00 PM at Smith Center, Chapel Hill

UNC Greensboro 50 - 4-5

#	Player		Total		3-Ptr		Rebounds			PF	TP	A	TO	Blk	Stl	Min
			FG-FGA	FG-FGA	FT-FTA	Off	Def	Tot								
13	LOCKE, Kayel	f	5-8	0-2	3-4	1	1	2	2	13	2	2	0	0	26	
14	CAIN, Kyle	f	6-11	0-0	1-2	2	6	8	0	13	1	3	0	0	31	
00	SADDLER, Tevon	g	2-9	0-0	0-1	0	1	1	4	4	2	8	1	0	25	
01	PARKER, Drew	g	0-1	0-1	0-0	0	4	4	3	0	2	0	0	0	20	
31	PAULOS, Nicholas	g	2-7	1-6	0-0	1	1	2	2	5	2	0	1	0	22	
03	BALDWIN, Diante		1-4	0-2	0-2	0	0	0	0	2	0	1	0	1	10	
11	BYRD, Clay		0-0	0-0	0-0	0	0	0	0	0	0	0	0	0	1	
20	POTTS, Jordan		0-0	0-0	0-0	0	3	3	2	0	1	3	0	1	18	
21	ROBERTSON, Jordan		0-0	0-0	0-0	0	0	0	1	0	0	0	0	0	2	
32	KUIPER, Jordy		0-0	0-0	0-0	1	1	2	0	0	0	0	0	0	5	
34	WHITE, RJ		2-6	0-0	0-0	2	1	3	5	4	0	3	0	0	16	
44	OUTLAW, Tyrone		2-3	2-3	3-4	0	1	1	1	9	0	1	0	1	24	
	Team		FG-FGA			2	0	2								
Totals			20-49	3-14	7-13	9	19	28	20	50	10	21	2	3	200	
FG % 1st Half: 6-21			28.6%	2nd half: 14-28	50.0%	Game: 20-49		40.8%	Deadball Rebounds							
3FG % 1st Half: 0-5			0.0%	2nd half: 3-8	33.3%	Game: 3-14		21.4%	2							
FT % 1st Half: 2-5			40.0%	2nd half: 5-8	62.5%	Game: 7-13		53.8%								



2013-14 UNCG MEN'S BASKETBALL



UNCG 78, JAMES MADISON 65

Official Basketball Box Score -- Game Totals -- Final Statistics

James Madison vs UNCG

12/18/13 7:00 p.m. at Greensboro Coliseum

James Madison 65 • 3-9

#	Player	Total			3-Ptr			Rebounds			PF	TP	A	TO	Blk	Stl	Min
		FG-FGA	FG-FGA	FT-FTA	Off	Def	Tot	Off	Def	Tot							
11	Semenov, Andrey	f	1-8	0-5	2-2	0	3	3	0	4	0	4	0	0	0	0	18
20	Rivard, Tom	f	0-1	0-1	0-0	1	1	2	3	0	0	1	1	1	1	9	
22	Bessick, Taylor	f	3-6	0-0	0-1	1	1	2	3	6	0	1	1	0	1	17	
02	Curry, Ron	g	6-9	3-5	8-11	3	1	4	1	23	1	1	0	0	0	35	
04	Cooke, Charles	g	2-7	0-2	5-7	0	3	3	1	9	3	3	0	1	0	1	37
10	Kent, Jackson	g	3-7	0-3	1-1	0	4	4	0	7	2	1	0	0	0	32	
12	Satkus, Paulius	g	1-1	0-0	0-0	0	1	1	1	2	0	0	0	0	0	7	
13	Vodanovich, Tom	g	3-6	1-3	0-0	1	5	6	5	7	0	1	2	1	1	25	
40	Dalembert, Yohanny	g	0-0	0-0	2-2	0	0	0	2	2	0	0	0	0	0	11	
55	Lukic, Ivan	g	2-3	1-1	0-0	0	1	1	0	5	0	0	0	0	0	9	
Team							1	1	2								
Totals			21-48	5-20	18-24	7	21	28	16	65	6	8	4	3	3	200	

FG % 1st Half:	13-23	56.5%	2nd half:	8-25	32.0%	Game:	21-48	43.8%	Deadball
3FG % 1st Half:	4-9	44.4%	2nd half:	1-11	9.1%	Game:	5-20	25.0%	Rebounds
FT % 1st Half:	12-14	85.7%	2nd half:	6-10	60.0%	Game:	18-24	75.0%	3

UNCG 78 • 6-6

#	Player	Total			3-Ptr			Rebounds			PF	TP	A	TO	Blk	Stl	Min
		FG-FGA	FG-FGA	FT-FTA	Off	Def	Tot	Off	Def	Tot							
13	LOCKE, Kayel	f	3-9	1-1	4-4	1	1	2	2	11	3	2	0	0	0	32	
14	CAIN, Kyle	f	7-11	1-1	5-6	1	6	7	1	20	3	2	0	0	0	34	
00	SADDLER, Tevon	g	1-5	1-1	4-6	1	3	4	3	7	5	1	1	0	0	30	
01	PARKER, Drew	g	0-1	0-1	0-0	0	1	1	0	0	5	0	0	0	1	26	
31	PAULOS, Nicholas	g	7-11	7-11	0-0	0	5	5	5	21	1	0	0	0	0	31	
03	BALDWIN, Diante	g	1-2	0-0	0-0	0	2	2	2	0	0	0	0	1	1	12	
20	POTTS, Jordan	g	0-1	0-1	0-0	0	1	1	3	0	0	0	0	1	1	10	
34	WHITE, RJ	g	6-8	0-0	0-1	2	4	6	3	12	1	0	0	0	0	14	
44	OUTLAW, Tyrone	g	2-5	1-3	0-0	0	0	0	1	5	0	2	0	0	0	11	
Team							2	0	2								
Totals			27-53	11-19	13-17	7	23	30	20	78	18	7	1	3	3	200	

FG % 1st Half:	12-26	46.2%	2nd half:	15-27	55.6%	Game:	27-53	50.9%	Deadball
3FG % 1st Half:	3-8	37.5%	2nd half:	8-11	72.7%	Game:	11-19	57.9%	Rebounds
FT % 1st Half:	9-10	90.0%	2nd half:	4-7	57.1%	Game:	13-17	76.5%	2

Officials: Tony Dawkins, Keith Fogleman, Alan Spainhour
Technical fouls: James Madison-None. UNCG-None.
Attendance: 1626

Score by periods	1st	2nd	Total
James Madison	42	23	65
UNCG	36	42	78

Last FG - JMU 2nd-02:41, UNCG 2nd-02:08.
Largest lead - JMU by 8 2nd-19:45, UNCG by 14 2nd-00:45.

Points	In	Off	2nd	Fast	Bench
JMU	26	5	11	2	23
UNCG	26	11	5	5	19

Score tied - 4 times.
Lead changed - 4 times.

WAKE FOREST 59, UNCG 51

Official Basketball Box Score -- Game Totals -- Final Statistics

UNCG vs Wake Forest

12/21/13 2:00 p.m. at Winston-Salem, N.C. - Joel Coliseum

UNCG 51 • 6-7

#	Player		Total			3-Ptr			Rebounds			PF	TP	A	TO	Blk	Stl	Min
			FG-FGA	FG-FGA	FT-FTA	Off	Def	Tot	Off	Def	Tot							
13	LOCKE, Kayel	f	5-11	0-0	4-9	3	4	7	3	14	0	2	0	0	0	0	32	
14	CAIN, Kyle	f	7-18	0-1	2-3	6	9	15	4	16	1	1	0	0	0	0	32	
31	PAULOS, Nicholas	f	2-10	1-9	0-0	1	5	6	4	5	0	2	0	0	0	0	30	
00	SADDLER, Tevon	g	2-8	0-0	2-4	1	1	2	1	6	2	2	0	3	29			
01	PARKER, Drew	g	1-4	0-3	3-3	1	3	4	3	5	3	2	0	1	1	36		
03	BALDWIN, Diante	g	0-1	0-0	0-1	0	0	0	1	0	0	1	0	1	0	14		
20	POTTS, Jordan	g	0-0	0-0	0-0	0	0	0	0	0	0	0	0	0	0	0+		
32	KUIPER, Jordy	g	0-1	0-0	0-0	1	1	2	2	0	0	0	0	0	0	6		
34	WHITE, RJ	g	2-3	0-0	1-1	0	2	2	2	5	0	1	0	1	0	10		
44	OUTLAW, Tyrone	g	0-4	0-2	0-0	0	1	1	2	0	0	0	0	3	11			
Team							1	0	1									
Totals				19-60	1-15	12-21	14	26	40	22	51	6	12	0	9	200		

FG % 1st Half:	8-31	25.8%	2nd half:	11-29	37.9%	Game:	19-60	31.7%	Deadball
3FG % 1st Half:	0-8	0.0%	2nd half:	1-7	14.3%	Game:	1-15	6.7%	Rebounds
FT % 1st Half:	6-8	75.0%	2nd half:	6-13	46.2%	Game:	12-21	57.1%	5

Wake Forest 59 • 10-2

#	Player		Total		3-Ptr		Rebounds			PF	TP	A	TO	Blk	Stl	Min
			FG-FGA	FT-FTA	FG-FGA	FT-FTA	Off	Def	Tot							
02	Thomas, Devin	f	5-9	0-0	2-5	3	10	13	4	12	1	2	0	1	31	
30	McKie, Travis	f	2-7	0-3	3-6	1	2	3	0	7	1	1	0	0	24	
04	Cavanaugh, Tyler	f	4-7	2-5	2-6	0	4	4	4	12	1	1	0	0	22	
00	Miller-McIntyre, Codi	g	5-10	0-1	1-2	2	1	3	0	11	0	5	0	2	35	
13	Williams, Coron	g	1-3	0-2	0-0	1	2	3	0	2	0	1	0	0	16	
01	Jones, Madison	g	1-3	0-0	2-6	0	1	1	2	4	2	3	0	2	28	
20	Overton, Miles	g	0-2	0-1	0-0	0	0	0	1	0	0	0	0	0	4	
31	Washington, Andre	g	1-2	0-0	2-4	1	3	4	2	4	0	0	4	0	6	
33	Rountree, Aaron	g	0-1	0-1	0-0	0	2	2	0	0	0	0	2	0	13	
45	Adala Moto, Arnaud	g	3-5	0-1	1-1	1	6	7	2	7	0	1	0	2	21	
Team						1	0	1								

FG % 1st Half:	12-26	46.2%	2nd half:	10-23	43.5%	Game:	22-49	44.9%	Deadball
3FG % 1st Half:	2-9	22.2%	2nd half:	0-5	0.0%	Game:	2-14	14.3%	Rebounds
FT % 1st Half:	3-7	42.9%	2nd half:	10-23	43.5%	Game:	13-30	43.3%	8

Officials: Bryan Kersey, Gary Maxwell, Jamie Luckie
Technical fouls: UNCG-None. Wake Forest-None.
Attendance: 8467

Score by periods	1st	2nd	Total
UNCG	22	29	51
Wake Forest	29	30	59

Last FG - UNCG 2nd-01:24, WF 2nd-00:45.
Largest lead - UNCG by 3 1st-12:19, WF by 12 1st-02:31.

Points	In	Off	2nd	Fast	Bench
UNCG	24	10	11	4	5
WF	40	12	16	4	15

Score tied - 2 times.
Lead changed - 5 times.

UNCG 55, VIRGINIA TECH 52

Official Basketball Box Score -- Game Totals -- Final Statistics

UNCG vs Virginia Tech

12/28/13 Noon at Blacksburg, Va. (Cassell Coliseum)

UNCG 55 • 7-7

#	Player		Total			3-Ptr			Rebounds			PF	TP	A	TO	Blk	Stl	Min
			FG-FGA	FG-FGA	FT-FTA	Off	Def	Tot	Off	Def	Tot							
13	LOCKE, Kayel	f	4-9	0-0	7-8	0	1	1	5	15	0	3	0	0	0	0	29	
14	CAIN, Kyle	f	8-14	0-0	2-2	2	8	10	1	18	3	4	0	1	0	0	35	
31	PAULOS, Nicholas	f	2-4	2-4	0-0	0	2	2	3	6	0	2	1	1	34			
01	PARKER, Drew	g	0-3	0-1	1-2	0	5	5	1	1	2	0	0	0	0	26		
44	OUTLAW, Tyrone	g	3-8	0-2	0-0	0	0	0	1	6	0	1	0	1	0	21		
03	BALDWIN, Diante	g	1-6	0-0	0-0	0	3	3	3	2	2	0	0	0	0	21		
20	POTTS, Jordan	g	1-6	1-5	2-2	0	7	7	1	5	4	1	0	0	0	21		
32	KUIPER, Jordy	g	0-0	0-0	0-0	0	0	0	1	0	0	0	0	0	0	1		
34	WHITE, RJ	g	0-2	0-0	2-2	2	4	6	3	2	0	2	0	0	0	12		
Team							0	0	0									
Totals			19-52	3-12	14-16	4	30	34	19	55	11	13	2	2	2	200		

FG % 1st Half:	9-28	32.1%	2nd half:	10-24	41.7%	Game:	19-52	36.5%	Deadball Rebounds 2,1
3FG % 1st Half:	2-9	22.2%	2nd half:	1-3	33.3%	Game:	3-12	25.0%	
FT % 1st Half:	2-2	100.0%	2nd half:	12-14	85.7%	Game:	14-16	87.5%	