

CHARLOTTE BASEBALL

9ATC

2023 CUSA TOURNAMENT CHAMPS • 7 NCAA REGIONALS • 71 MLB DRAFT PICKS • 13 ALL-AMERICANS

2026 CHARLOTTE BASEBALL SCHEDULE

FEBRUARY

FRI. 13	SAN DIEGO	L, 4-7
SAT. 14	SAN DIEGO (G1)	W, 13-0 (7)
	SAN DIEGO (G2)	L, 4-14
Tue. 17	at #15 Clemson	L, 1-11 (7)
FRI. 20	WRIGHT STATE	W, 10-3
SAT. 21	WRIGHT STATE	W, 5-4 (10)
SUN. 22	WRIGHT STATE	W, 9-2
WED. 25	MAINE	W, 9-4
Fri. 27	at Old Dominion	CANCELED
Sat. 28	at Old Dominion	W, 13-0 (7)

MARCH

Sun. 1	at Old Dominion	W, 7-6
TUE. 3	#11 VIRGINIA	W, 14-0 (7)
Wed. 4	vs. #11 Virginia *	L, 1-8
FRI. 6	RADFORD	W, 7-1
SAT. 7	WESTERN CAROLINA	W, 4-0
SUN. 8	WESTERN CAROLINA	W, 7-4
Tue. 10	at Campbell	W, 13-5
FRI. 13	ST. JOHN'S	L, 6-8
SAT. 14	ST. JOHN'S	L, 2-3
SUN. 15	ST. JOHN'S	W, 10-9
Tue. 17	at South Carolina	W, 11-8
WED. 18	USC UPSTATE	L, 10-11
Fri. 20	at Wichita State *	L, 3-8
Sat. 21	at Wichita State *	W, 19-6
Sun. 22	at Wichita State *	L, 2-7
TUE. 24	QUEENS	W, 11-1 (7)
FRI. 27	SOUTH FLORIDA *	W, 11-2
SAT. 28	SOUTH FLORIDA *	L, 5-9
SUN. 29	SOUTH FLORIDA *	W, 10-3

APRIL

Thu. 2	at East Carolina *	L, 2-12 (7)
Fri. 3	at East Carolina *	L, 9-12
Sat. 4	at East Carolina *	L, 5-15 (7)
Tue. 7	at #5 North Carolina	L, 4-8
FRI. 10	RICE *	L, 5-7
SAT. 11	RICE *	L, 2-6
SUN. 12	RICE *	L, 2-3
Tue. 14	Clemson &	L, 3-7
Fri. 17	at UTSA *	L, 5-11
Sat. 18	at UTSA *	L, 3-8
Sun. 19	at UTSA *	W, 7-5
TUE. 21	CAMPBELL	L, 4-5 (10)
Fri. 24	at Florida Atlantic *	L, 1-3
Sat. 25	at Florida Atlantic *	L, 4-9
Sun. 26	at Florida Atlantic *	W, 5-4
Tue. 28	at Liberty	L, 2-12 (7)

MAY

FRI. 1	TULANE *	W, 10-0 (7)
SAT. 2	TULANE *	W, 8-2
SUN. 3	TULANE *	W, 6-3
TUE. 5	CAMPBELL	L, 7-15
Fri. 8	at UAB *	W, 20-2 (7)
Sat. 9	at UAB *	L, 2-11
Sun. 10	at UAB *	W, 10-8 (10)
TUE. 12	GARDNER-WEBB	W, 11-1 (8)
THU. 14	MEMPHIS *	6:00 PM
FRI. 15	MEMPHIS *	6:00 PM
SAT. 16	MEMPHIS *	1:00 PM

19-24 American Conference Championships!

Home Games at Hayes Stadium in **BOLD**

All Times Eastern

* - American Conference Game

+ - Played at Atrium Health Ballpark (Kannapolis, N.C.)

& - Played at Truist Field (Uptown Charlotte, N.C.)

! - AAC Championships (Clearwater, Fla.)



CHARLOTTE 49ERS
26-26
10-14 AMERICAN

CHARLOTTE, N.C.

Robert and Mariam Hayes Stadium

70° **GAME #53**
Thursday, May 14, 2026 • 6:00 PM
RHP Combs (3-2, 4.67) vs RHP Howell (4-6, 7.53)

75° **GAME #54**
Friday, May 15, 2026 • 6:00 PM
RHP Copper (4-4, 5.36) vs LHP Case (5-7, 5.77)

88° **GAME #55**
Saturday, May 16, 2026 • 1:00 PM
TBD vs TBD

COVERAGE
Stream: ESPN+ (Zach McKinstry - PxP)



MEMPHIS TIGERS
21-30
12-12 AMERICAN

SERIES HISTORY

ALL-TIME RECORD: 21-12

Home	9-5
Road	12-6
Neutral	0-1
Conf. Games	21-10
Conf. Tournament	0-1
NCAA Tournament	N/A
Last Meeting	March 30, 2025 (W, 6-5)
Last Win	March 30, 2025 (6-5)
Last 10 Games	10-0
Current Streak	CLT 10

WHERE TO FIND IT

(PDF VERSION IS HYPERLINKED - PAGE # RETURNS YOU HERE)

Quick Facts	2	The Coaching Staff	16-17
Across the Diamond	2	Situational Records	18
Probable Starters	2	Individual Game Highs	19
The Notes	3-8	Team Game Highs	19
RPI Rankings	3	The Last Time	19
Awards & Honors	4-5	Streaks and Such	20
Attendance Numbers	6	Uniform Tracker	21
#ProNiner List	7	Long Ball Log	22-23
#ProNiner Stats	8	Home Run Chart	24
The American Conference	9	Results	25
Scorigami	10	GBG Starters	26-27
Conference Result Matrix	10	GBG Statistics	28-29
Charlottigami	11	Stat Pack	30-36
On This Date	11	Recent Box Scores	37
The Roster	12-13	Player Profiles	38-53
Head Coach Robert Woodard	14-15	TV Speed Chart	54

MEDIA NOTE

When referring to the team, please use "Charlotte 49ers." Niners is also acceptable. For scoreboard reference: Charlotte, CLT, or 49ers are all acceptable.

PLEASE DO NOT USE/SAY: UNC Charlotte or UNCC

HEAD TO HEAD

.299	AVG	.267
.398	OBP	.363
.464	SLG	.421
6.9	R/GM	6.3
10.1	H/GM	9.1
89	2B	77
8	3B	6
62	HR	60
327	RBI	290
244	BB	212
374	SO	458
5.83	ERA	7.23
1.62	WHIP	1.74
437.0	IP	444.1
416	K	368
230	BB	257
.279	oAVG	.293
.973	FLD %	.974

THE FACTS

GENERAL INFORMATION

Location Charlotte, N.C.
 Founded 1946
 Enrollment 32,207
 Nickname 49ers
 Colors Green (PMS 7484) and White
 Conference American Athletic Conference
 Chancellor Dr. Sharon L. Gaber
 Athletic Director Kevin White
 Executive Associate AD/SWA Ragean Hill

TEAM INFORMATION

2025 Overall Record 36-22 (.621)
 2025 American Conference Record 18-9 (.667)
 2025 American Conference Finish 2nd
 2025 American Conference Tournament 1-2
 2025 Postseason N/A
 Position Players Returning/Lost 6/11
 Pitchers Returning/Lost 9/9
 Newcomers 17
 First year of baseball 1979
 Program record 1163-1173-8 (.537)
 American Athletic Conference Record 30-24 (.556)

COACHING STAFF

Head Coach Robert Woodard, 7th season
 Alma Mater North Carolina, 2007
 Record at Charlotte 181-135 (.573)
 Career Record 181-135 (.573)
 Associate Head Coach Toby Bicknell
 Assistant Coach/Hitting Coordinator Will Kaufman
 Director of Player Development Tyler Simmons
 Director of Baseball Performance Eric McKibban
 BSB Performance Asst./Pitching Coord Cameron Hansen
 Athletic Trainer Donna Nimmo

STADIUM INFORMATION

Facility Robert and Mariam Hayes Stadium
 Year Opened 2007
 Capacity 1,135
 Playing Surface Synthetic Turf Infield
 Bermuda Grass Outfield
 Dimensions LF 335, CF 390, RF 315

STRATEGIC COMMUNICATION INFORMATION

Associate AD/Strategic Communications Matt Plizgo
 Dir. Strategic Comms./BSB Contact Joe Templin
 Cell Phone (231) 250-7542
 Email jtemplin@charlotte.edu

Assoc. Dir. Strategic Comms. Luke Zahlman
 Assistant Director Strategic Comms. Madeline Davis
 Assistant Director Strategic Comms. Reece Helms
 Strategic Comms & Assistant Davis Fields
 Director of Video Services Amanda Jones
 Assistant Director of Video Services Darian Phillips
 Creative Video Assistant Abby Robisch

Mailing Address 9201 University City Blvd
 SAC Room 257
 Charlotte, NC 28223

Website www.Charlotte49ers.com

Twitter (X) @CharlotteBSB
 Instagram @charlotte_baseball
 Facebook Facebook.com/charlotte49ersbsb

ACROSS THE DIAMOND

THE SERIES

• Charlotte and Memphis have played each other 33 times heading into this weekend, with the Niners controlling the series 21-12.

• The series dates back to 1987, when Memphis shut out the Green and White, 9-0, as part of the Charlotte Invitational Tournament.

• Charlotte and Memphis have spent time in two different conferences together, Conference USA (1996-2005) and the American Conference (2024-Pres.), with the Niners holding a 21-10 record in conference games.

• The Tigers have gotten the better of Charlotte in the only conference tournament matchup between the two, a 4-2 win in New Orleans in the 2001 Conference USA Tournament.

• Charlotte is a perfect 6-0 against Memphis in the two regular-season series back in a conference with the Tigers and hasn't lost to them since 2003. Riding a 10-game winning streak entering the weekend, it's tied for Charlotte's second-longest active winning streak against an opponent.

THE TIGERS

• Memphis is 21-30 overall but 12-12 in conference play, entering the weekend tied for fifth place in the American Conference standings.

• The Tigers have risen up the standings in the conference recently, winning three of their last four series - all coming against the four teams above them. They swept Rice and took back-to-back series from UTSA and East Carolina, currently the top two teams in the league table.

• Memphis likes to be aggressive on the basepaths, leading the conference and sitting 24th in the country with 120 stolen bases this year.

• Freddy Rodriguez is the top thief (and batter) for the Tigers, sitting second in the country with 42 stolen bases for an average of 0.82 per game.

• David Case leads Memphis's rotation with 57 strikeouts and a 5.77 ERA while fellow starter Will Howell is second on the team with 44 punchouts.

PROJECTED STARTING ROTATIONS

CLT

# NAME	R/L	ERA	W-L	GP-GS	IP	H	R	ER	BB	SO	2B	3B	HR	oAVG
28 Ryan Combs	RHP	4.67	3-2	19-5	34.2	34	18	18	14	43	8	0	4	.254
30 Eddie Copper	RHP	5.36	4-4	14-13	50.1	48	31	30	32	52	9	0	2	.258
	TBD													

MEM


# NAME	R/L	ERA	W-L	GP-GS	IP	H	R	ER	BB	SO	2B	3B	HR	oAVG
30 Will Howell	RHP	7.53	4-6	13-13	57.1	67	49	48	33	44	17	0	8	.302
26 David Case	LHP	5.77	5-7	13-13	68.2	76	55	44	32	57	11	0	10	.283
	TBD													

LAST TIME OUT

STARTING 9

# NAME	POS.	AVG	R	H	RBI	BB	SO
8 Robert Nedry	3B	.298	34	53	28	32	42
18 Dawson Bryce	SS	.324	22	35	22	8	18
22 Cody Gunderson	1B	.337	46	69	35	24	38
20 Dylan Koontz	DH	.299	44	52	50	35	41
9 Alec DeMartino	RF	.332	41	63	49	34	50
27 Todd Hudson	LF	.333	41	63	38	24	35
3 Adrian Jimenez	2B	.278	31	49	24	30	25
40 Aaron Orozco	C	.222	5	8	8	5	12
23 Spencer Nolan	CF	.303	46	67	26	24	42

DEFENSIVE LINEUP



THE NOTES

LAST TIME OUT

Charlotte played its last midweek game of the season on Tuesday, securing an 11-1 run-rule victory in eight innings. The Niners received a stellar start from **Walker Morgan** and racked up five extra base hits, including home runs from **Alec DeMartino** and **Todd Hudson** and a game-winning, walk-off double from **Dylan Koontz**.

WALK-OFF WINNERS

Koontz's walk-off double to trigger the run-rule was his second run-rule walk-off of the season and the fourth total walk-off for the team. Koontz also walked it off with a grand slam in the seventh to beat San Diego, 13-0, on Feb. 14 for the first win of the season before **Spencer Nolan** provided the heroics a week later in the middle game of a sweep over Wright State. Hudson was the last 49er to deliver a walk-off before Koontz on Tuesday when Hudson salvaged the final game of the St. John's series with a bases-loaded single.

ISN'T IT GRAND?

Hudson's home run wasn't just an ordinary homer, it came with the bases loaded for his second grand slam of the season and the team's sixth of the season. It's the most grand slams the 49ers have launched in one year since what is believed to be a program-record 10 grannies during the 2022 season. Koontz also has a pair of slams, with DeMartino and **Cale Stricklin** adding the other two. Both of DeMartino's and Stricklin's came in their record-setting and record-tying nine RBI performances against Campbell and Wichita State, respectively.

BLUE LIGHT SPECIAL

DeMartino's homer to get the Niners on the board against the Runnin' Bulldogs was his fourth longball in as many games and put him in a tie with Koontz for the most on the team with 11. DeMartino has two of Charlotte's five multi-homer games on the season and leads the team with 28 extra-base hits, thanks to 15 doubles and two triples. He leads the team and is fifth in the American Conference with a .605 slugging percentage and is seventh in the league with a 1.041 OPS.

RUN-RULE DUBS

The 11-1 win on Tuesday in eight innings was the seventh run-rule victory for the 49ers this season and the third such win in the last eight games after back-to-back Friday night run rules against UAB (20-2, May 8) and Tulane (10-0, May 1). Charlotte has also taken down Queens (11-1, March 18), No. 11 Virginia (14-0, March 3), Old Dominion (13-0, Feb. 28), and San Diego (13-0, Feb. 14) in less than nine innings for the most run-rule victories in a single season in program history.

CLEAN GAMES ON BOTH SIDES

After not striking out at the plate at all in the final game at UAB, the Niners' four arms used against Gardner-Webb didn't issue a single free pass in the win on Tuesday. The zero-K game was Charlotte's fourth time in the last decade avoiding a punchout at the plate and the first since game two of a doubleheader against Florida Atlantic on April 3, 2021. With Morgan, **Hunter Sloop**, **Jaden Winter**, and **Eddie Copper** combining for no walks or hit batters, it's Charlotte's first time since March 24, 2024 - also against FAU, not giving out any free bases.

GET TO SIX OR HOLD THEM TO FIVE

The Niners are 23-4 when scoring at least six runs in a game and 20-4 when holding the opponent to five or fewer runs. Just in conference games, those records are 9-1 and 8-2, respectively. In a similar vein, CLT is 25-2 when at least equaling the hit total of the opponent, but is 1-24 when being outhit.

ABOVE THE CLEARWATER CUTLINE

This weekend is the most important weekend of the season as the final four spots in the American Conference Championships are up for grabs. UTSA, East Carolina, Rice, and UAB have all locked up their spots already and all six remaining teams are still in play for the final four spots. Charlotte enters the weekend in a tie for the eighth and final spot in Clearwater and holds the tiebreaker over Tulane. The Niners can climb as high as fourth place and are guaranteed a spot in the conference tournament with a sweep of Memphis, who is only two games ahead of the Green and White. In a new format this year, the top two seeds receive a double-bye while seeds three and four get a single bye. Seeds five through eight will start with a single-elimination game on the opening day of the tournament before it transitions to a double-elimination affair.

THANK YOU SENIORS

Saturday's regular-season finale will also double as Senior Day as Charlotte's final home game of the regular season. Senior support staff members **Delaney Griffin**, **Will Jenkins**, **Jordan Smith**, **Peyton Spencer**, and **Trevor Stone** will be recognized alongside players **Juan Rivera**, **Alec DeMartino**, **Chase Carson**, **Dylan Koontz**, **Adam Stanton**, **Cody Gunderson**, **Spencer Nolan**, **Jaden Winter**, **Todd Hudson**, **Ryan Combs**, **Drew Munn**, **Andrew Kribbs**, **Trip DeVale**, and **Sebastian Perez** in a special pregame ceremony.

LAST WEEKEND SERIES

Charlotte finished the road portion of the regular season this past weekend by taking the series at UAB. The Niners won big on Friday, 20-2, in seven innings thanks in part to six home runs, before the Blazers leveled the weekend with a 11-2 win on Saturday. Sunday's rubber match needed extra innings, and it was DeMartino hitting the game-winning, go-ahead home run, his second of the day and third of the weekend, to give CLT the 10-8 win in 10 innings to win the weekend.

EXTRA, EXTRA

Sunday's finale was the third extra-innings game for the 49ers this season, equaling the number of games requiring extra frames from a season ago. Charlotte also beat Wright State in 10 innings on Feb. 21 and then lost to Campbell in 10 exactly two months later - both with a final score of 5-4.

SWINGING THE BIRMINGHAMMER

The six home runs hit in Friday's win are the most since the 49ers hit six in a 14-10 loss at WKU in 2023. Showcasing the team's offensive depth, all six home runs were hit by six different players, with no repeats until DeMartino hit two in Sunday's finale, and the eight total home runs are the most the 49ers have had in a single weekend all season. With two hit on Tuesday against Gardner-Webb, the Niners now have 62 on the season for the 11th 60-homer campaign in program history (sixth consecutive) and just one long ball way from breaking onto the program's single-season top-10 list.

MENTIONED HONORABLY

The homers for DeMartino helped him pick up an honorable mention from the American Conference in the league's weekly awards on Monday. He's the seventh different 49er to receive an honorable mention award from the conference, joining **Adam Stanton**, **Dawson Bryce**, **Dylan Koontz**, **Joseph Taylor**, **Spencer Nolan**, and **Cale Stricklin**.

RPI RANKINGS

2026 OPPONENTS

SCHOOL	RANK
North Carolina	5
Virginia	23
Liberty	37
Clemson	38
UTSA	45
East Carolina	53
Western Carolina	55
Campbell	67
UAB	69
South Florida	71
Rice	72
CHARLOTTE	87
Old Dominion	94
USC Upstate	96
St. John's	107
Florida Atlantic	110
Memphis	113
South Carolina	119
Wright State	120
Tulane	138
Maine	151
Radford	161
Wichita State	163
Gardner-Webb	197
San Diego	202
Queens	251

A DOUBLE GAMMI

The 20-2 win over UAB was also the first ever final score of 20-2 in program history, making it a Charlotte Baseball Scorigami and Charlottigami. A Scorigami is a final score that has never happened before, created by Jon Bois for unique final scores in NFL games, while a Charlottigami factors in the result as well. This was the first Scorigami since a 20-16 win over Tulane in the regular-season finale in 2025 and the second Charlottigami this season after the 14-0 win over No. 11 Virginia. The program now boasts 217 unique final scores (Scorigamis) and 350 unique outcomes (Charlottigamis).

EVERYBODY EATS

Six different batters recorded multiple hits in the series-opening rout over UAB for the second-most players to record multiple hits in a game this year behind seven Niners doing so against South Florida. With 10 multi-hit performances over the weekend and two against the Runnin' Bulldogs, CLT has had 12 in the last four games to bring the season total up to 151 in 52 games, meaning an average of 2.90 49ers will have multiple hits in any given game. **Spencer Nolan** leads the way with 21, just one ahead of **Todd Hudson's** 20, with all nine primary starters now boasting double-digit multi-hit games after **Dawson Bryce** notched his 10th on Tuesday against Gardner-Webb.

AWARDS & HONORS

DAWSON BRYCE

American Conference Preseason Player of the Year
American Conference Preseason All-Conference Team
Perfect Game American Conf. Preseason Player of the Year
Perfect Game American Conf. Preseason All-Conference Team
D1Baseball American Conf. Top 2026 Draft Prospects (No. 7)
D1Baseball Preseason Top 50 Third Basemen (No. 12)
Brooks Wallace Award Watch List (March 4)
American Conference Weekly Honorable Mention (March 9)

CODY GUNDERSON

Perfect Game American Conf. Preseason All-Conference Team
D1Baseball Preseason Top 50 First Basemen (No. 48)
D1Baseball Top 100 Hitters of Weekend One (No. 27)
D1Baseball Week Six Top 50 First Basemen (No. 28)
D1Baseball Top 100 Hitters of Weekend Seven (No. 81)

DYLAN KOONTZ

American Conference Weekly Honorable Mention (March 2)
D1Baseball Top 30 Hitters of March 21 (No. 17)
D1Baseball Top 100 Hitters of Weekend Six (No. 20)
D1Baseball Top 100 Hitters of Weekend Seven (No. 35)
American Conference Player of the Week (March 31)

DREW MUNN

D1Baseball American Conf. Top 2026 Draft Prospects (No. 9)
D1Baseball Preseason Top 200 Starting Pitchers (No. 194)
D1Baseball Top 30 Pitchers of March 7 (No. 2)

JOSEPH TAYLOR

American Conference Preseason All-Conference Team
American Conference Weekly Honorable Mention (Feb. 23)
National Pitcher of the Year Watch List (March 11)

CALE STRICKLIN

D1Baseball Top 30 Hitters of March 21 (No. 2)
American Conference Weekly Honorable Mention (March 23)
D1Baseball Week Six Top 50 Catchers (No. 44)

HE'S BAAAAAAACK

Speaking of Bryce, the American Conference Preseason Player of the Year made his return to the lineup in the middle game of the series at UAB after missing seven weeks with an injury. Bryce showed no signs of rust, collecting a pair of hits and both of Charlotte's RBIs in the loss as part of a three-hit weekend in his return and now has five hits in his first three games back.

WEARING IT WELL

Koontz only managed two hits at the dish last week but he was hit by a pitch four times, including three in one game in the midweek against Campbell to tie the Charlotte single-game record. Wearing one in the opener at UAB, Koontz has now matched the single-season record as well, with 18 HBPs on the season to equal Blake Jackson's record from 2023 and needs only one more to stand alone at the top. Koontz is tied for the most times being hit by a pitch in the conference and is 46th in the category nationally.

PRODUCTION FROM TOP TO BOTTOM

The Niners had at least 10 hits in two of the games at UAB, giving the Green and White 26 games with double-digit hits this season. All nine players in the lineup have recorded a hit in five separate games, with eight players having at least one in the opener with the Blazers. Charlotte has 11 players that have hit a home run this year and 10 with multiple long balls after **Adrian Jimenez** had one of the six in the opener with UAB for his second of the season. All 11 of those Niners have also recorded multiple multi-hit and multi-RBI performances this year. CLT's nine primary starters are all batting north of .275 and five are at .300 or better, led by **Cody Gunderson's** average of .337.

ONE OF THE BEST IN THE BIZ

Gunderson was the only Niner featured in the Week 12 edition of D1Baseball's positional rankings, tabbed as the publication's 47th-best first baseman in the country.

IT'S A HIT

The nine primary starters all have at least 35 hits on the season, and six have at least 50, giving the Niners a total of 527, the second-most in the American and 29th-most in the country. Averaging a double-digit clip of 10.13 hits per game, Charlotte needs only 23 this weekend (7.67 per game) to record the fourth 550-hit season under head coach **Robert Woodard** and the first since 2023. CLT is also second in the conference in batting average, entering the weekend 50th in the country with a .299 clip as a team - the highest it's been since batting .300 as a team in 2017.

SHUTOUT CENTRAL

The run-rule Friday win over Tulane was the fifth shutout of the season for the Green and White, making the Niners one of 21 programs in the country with at least five clean sheets on the season. Charlotte picked up the first four shutouts of the season in the first 14 games of the year for the fastest time to reach four shutouts since throwing up five goose eggs in the first nine games of the 2007 season. CLT is now only one game behind last year's mark of six shutouts in 2025.

YOU COMPLETE ME

Ryan Combs was absolutely dialed for that shutout win, fanning nine batters while going the distance in the seven-inning win. He allowed only three hits with one walk and only let a runner past second base once, who was promptly stranded one batter later to end the inning. Combs set career highs in innings pitched, strikeouts, and pitches thrown after firing 109 offerings to the plate in the win. His complete game came exactly 52 weeks after Blake Gillespie threw the last complete game for the 49ers in a loss at Rice on May 2, 2025, and was the team's first CGSO since Gillespie threw his second of the 2025 campaign against Florida Atlantic on April 25 last season.

CO-PITCHER OF THE WEEK

Combs's masterpiece earned him a share of that week's Pitcher of the Week honors in the American Conference with East Carolina's Ryan Towers. The two had nearly identical stat lines that Friday night, with Towers starting a combined shutout and striking out 10 batters in seven innings with three hits and one walk allowed. Combs joins **Dylan Koontz** (March 30) and **Chayse Oxborrow** (March 9) to win weekly awards from the conference this season.

DOUBLE DIGIT DOUBLE DIP

The Niners had double-digit hits and strikeouts in the win in the middle game against Tulane to have double digits in both hits and strikeouts for the 12th time this season. It was the second consecutive weekend the Niners have posted double digits on both sides of the field after also doing so in the finale at Florida Atlantic the week before.

HOW SWEEP IT IS

The Sunday win over Tulane secured Charlotte's fourth sweep of the season and first in American Conference play. It was the first sweep of the season since the Green and White rattled off three consecutive weekend sweeps in the non-conference slate from weekends 2-4. The four sweeps are the most the 49ers have had in a single season since having five during the 2021 campaign - with three of those sweeps being four-game series in Conference USA action.

A DOUBLE CENTURY FOR NOLAN

Playing in his 200th game as a 49er in the sweep-securing win over the Green Wave, **Spencer Nolan** capped the day off with a home run. He is just the 30th player in program history to wear the 9 Across The Chest in 200 games, a feat just 5.24% of all players to see the field for the Green and White have accomplished and the first Niner to do so since Hunter Jones in 2018. Across all of Division I baseball, Nolan is currently tied for 35th in career games played among active players with 205.

BEEN THERE, DONE THAT

Nolan's milestone now makes it two players on the roster with 200 career games played as he joins **Alec DeMartino** in the double-century club. DeMartino played in 169 games across three seasons at UNCW before becoming a 49er. With 50 games played this year, his 219 career games played are the ninth-most among active Division I players and tied for 13th across all three NCAA Divisions. DeMartino's 236 career hits are 22nd among active D1 players and make him one of 90 current Division I players with 200+, as is **Dawson Bryce** with 205 hits in his career (T-68th).

200 FOR SKIP, TOO!

Head coach **Robert Woodard** became the fastest coach to win 200 games in program history with the win over UTSA on April 19. Reaching the milestone in 355 games, Woodard joins Loren Hibbs (361 games) and Gary Robinson (382 games) as the only three coaches to hit the double century mark leading the Green and White. Coincidentally, Woodard's 100th career victory also came against UTSA, doing so in his 166th game wearing the 9 Across The Chest in a 12-10 comeback victory over the then-No. 24-ranked Roadrunners in 2023 to become the fastest coach to 100 career wins.

IF IT AIN'T BROKE...

Paced by the complete game from Combs on Friday against the Green Wave, Charlotte only threw six pitchers and 15 total players in the series with Tulane. **Eddie Copper** and **Chase Carson** were the only two arms used on Saturday and only three were needed to complete the sweep on Sunday between **Drew Munn**, **Adam Stanton**, and **Joseph Taylor**. Combined with using the same lineup all three games without making any mid-game substitutions, the 15 players used is the fewest number of players to see the field in a weekend series in at least the last five seasons.

HEY, WE'VE SEEN THIS SCORE BEFORE!

The win over Florida Atlantic on April 26 marked the third time this season the 49ers have had a game end in a final score of 5-4. It is the most common final score and winning score in program history, happening 86 times overall and 49 times in a win. CLT also has a pair of 3-2 games this year, the second-most common final score (81 times) and the most common losing score (43 times).

TOP PERFORMERS

Both Koontz and Stanton were tabbed by D1Baseball as some of the best performers over weekend seven, with Koontz turning in the 35th-best hitting performance and Stanton tossing the 22nd-best pitching performance in the publication's weekly breakdown of the top 100 performances of both for each weekend. **Cody Gunderson** also cracked the top 100 for weekend seven (No. 81) while Koontz also had the 20th-best hitting performance in the weekend before.

HIT PARADE

The Niners mashed 24 hits for the 19 runs in the win over Wichita State for the most hits since 2022, and just five shy of matching the record of 29 hits in a 2008 victory over UMass. **Alec DeMartino**, **Cody Gunderson**, **Adrian Jimenez**, **Dylan Koontz**, and **Cale Stricklin** combined for 20 of the 24 hits as all five recorded four knocks in the game. The 19 runs are also a season high and the most since Charlotte scored 20 at Tulane in the final weekend of last season.

BETTER THAN WENDY'S

One-upping a four-for-four, CLT's day having five-for-four hits marked the most hits in a game since a 29-4 win over Western Illinois in 2022. Stricklin and Koontz both homered multiple times in the game while DeMartino tripled and Gunderson, Jimenez, and Stricklin all doubled for the team to hit for the cycle. It is believed to be the first time in program history that the 49ers have had five different players record at least four hits in the same game.

ANOTHER 9-RBI PERFORMANCE

Just two weeks after DeMartino set the program record with nine RBIs at Campbell, Stricklin equaled the feat in the win over the Shockers. A double and a two-run single brought the first three home before he hit a grand slam and a two-run home run to cap his record-tying day. Charlotte's previous record of 8 RBIs in a single game was established by Alex Saylor in 1986 and equaled five times - most recently by All-American Cam Fisher in 2022 - before the two games of nine RBIs this year.

DOUBLE THE HOMERS, DOUBLE THE FUN

After not having a Niner leave the yard twice in the same game at all last year, Charlotte already has four multi-homer performances this year. Stricklin and Koontz are the latest to do so after DeMartino hit a pair to set the single-game RBI record, and Gunderson hit a pair out against San Diego on Opening Day.

EXTRA RARE

Only 14 players in the country have recorded nine RBIs in a single game this year and Stricklin and DeMartino are one set of two teammates to accomplish the feat this season, along with Jack Cannon and Robert Wegrzyn of Le Moyne. Looking at just the history of the American Conference, DeMartino and Stricklin are one of just three players in conference history to drive in at least nine runs in a single game and are tied for second behind an 11-RBI game from Hunter Goodman of Memphis against Western Illinois in 2020.

KOONTZ KRUSHED IT TOO

Last in the shuffle of Stricklin's monster game against Wichita State, Koontz also turned in a career performance with a career-high six RBIs on his four hits. He mashed two home runs in the game, including a 466-foot blast to center field for the longest home run hit by a Niner this year. Koontz tied for the team lead with seven hits in Wichita, including four extra-base knocks to slug 1.071 on the weekend.

NATIONALLY-RECOGNIZED PERFORMANCES

Both Stricklin and Koontz turned in two of the best hitting performances in the country on that day, with both being mentioned in D1Baseball's Top 30 Hitting Performances of March 21. Stricklin's record-tying day was tabbed as the second-best performance at the plate that day, while Koontz clocked in at No. 17.

SAYING HELLO AT THE HAYES

The Green and White opened their first two weekends of the season at home against debut opponents and did that in the initial home midweek game of the year as well. After battling San Diego and Wright State on the diamond for the first time in program history, Maine visited the Hayes in week three for the inaugural matchup between the 49ers and Black Bears in baseball - meaning every opponent at The Hayes in February was playing their first game against the Niners. Another new opponent came to town later in the season with the first-ever meeting on the Diamond against Queens. With The Stick Williams Dream Fields located only 12.89 miles from The Hayes, it's the shortest distance between The Hayes and an opponent's home stadium in program history.

AWARDS & HONORS

ALEC DEMARTINO

D1Baseball Top 100 Hitters of Weekend Eight (No. 56)
American Conference Weekly Honorable Mention (May 11)
OrthoCarolina Student-Athlete of the Week (May 12)

ANDREW KRIBBS

American Conference Preseason All-Conference Team
D1Baseball American Conf. Top 2026 Draft Prospects (No. 39)

SPENCER NOLAN

American Conference Weekly Honorable Mention (Feb. 23)
OrthoCarolina Student-Athlete of the Week (Feb. 24)

CHAYSE OXBORROW

D1Baseball Mid-Major Performance of the Day (March 3)
American Conference Pitcher of the Week (March 9)

ADAM STANTON

American Conference Weekly Honorable Mention (March 30)
D1Baseball Top 100 Pitchers of Weekend Seven (No. 22)

RYAN COMBS

American Conference Co-Pitcher of the Week (May 4)
D1Baseball Top 100 Pitchers of Weekend 12 (No. 20)

WESLEY JONES

D1Baseball American Conf. Top 2026 Draft Prospects (No. 33)

ADAM BAKER

D1Baseball American Conf. Top 2026 Draft Prospects (No. 35)

ADRIAN JIMENEZ

D1Baseball American Conf. Top 2027 Draft Prospects (No. 10)

AARON OROZCO

D1Baseball American Conf. Top Impact Freshmen (No. 16)

EDDIE COPPER

D1Baseball Top 30 Pitchers of March 6 (No. 22)

ROBERT NEDRY

D1Baseball Week Six Top 50 Second Basemen (No. 48)

SEEING DOUBLE

The Niners totaled seven doubles in the win over St. John's for the most two-baggers in a single game all season. **Spencer Nolan** and **Cale Stricklin** each had two doubles while **Dylan Koontz**, **Johnny Sutryk**, and **Adrian Jimenez** each had one. The seven doubles are the most Charlotte has had in a single game since racking up eight at WKU during the 2023 season and are tied for the most hit by a team in the American Conference this year.

PITCHER OF THE WEEK

Chayse Oxborrow was named the American Conference Pitcher of the Week on March 9 after racking up 12 strikeouts in six innings against No. 11 Virginia in a midweek victory. Oxborrow was the first Niner to win a weekly award from the American Conference this season after CLT totaled five awards last year, three Pitcher of the Week awards, one won by returner **Joseph Taylor**, and the final two Player of the Week awards, courtesy of **Dawson Bryce**.

1-2 PUNCH ON THE MOUND

Copper and Munn turned in two of the best pitching performances in the country that weekend, with both being tabbed as two of the Top 30 Pitching Performances of their respective days by D1Baseball. Copper was regarded as having the 22nd-best outing on March 6, while Munn turned in the second-best start of March 7.

#PACKTHEHAYES

CHARLOTTE HOME ATTENDANCE

DATE	OPPONENT	RESULT	ATTN.
2/13	San Diego	L, 4-7	712
2/14	San Diego (DH)	L/W	805
2/20	Wright State	W, 10-3	624
2/21	Wright State	W, 5-4 (10)	699
2/22	Wright State	W, 9-2	538
2/25	Maine	W, 9-4	427
3/3	Virginia	W, 14-0 (7)	1,012
3/6	Radford	W, 7-1	577
3/7	Western Carolina	W, 4-0	842
3/8	Western Carolina	W, 7-4	732
3/13	St. John's	L, 6-8	511
3/14	St. John's	L, 2-3	574
3/15	St. John's	W, 10-3	541
3/18	USC Upstate	L, 10-11	495
3/24	Queens	W, 11-1 (7)	562
3/27	South Florida *	W, 11-2	651

* - American Athletic Conference Game

TOTAL HOME ATTENDANCE: 19,302
AVG. HOME ATTENDANCE: 689

RANKED DUB

Charlotte's win over No. 11 Virginia was CLT's first victory over a ranked opponent since 2024 at No. 9 East Carolina. Overall, it was the 49ers' 61st win in program history over a ranked opponent. Beating the Cavaliers by 14, it is the second-largest margin of victory against a ranked team in program history, only behind a 15-run win (20-5) over No. 20 Tulane in 1997.

HIGH-PROFILE WIN AT HOME

The win was also the Niners' first home win over a ranked opponent since 2023 with a win over No. 24 UTSA in Woodard's 100th career victory. Ranked No. 11 by Baseball America, Virginia was the highest-ranked opponent the Niners have toppled on campus since a victory over No. 4 Arkansas in 2018.

SMASHING SUCCESS

Pairing well with Oxborrow's quality start against the Cavaliers, Charlotte's offense in the first game against Virginia mashed the baseball for 14 runs on 17 hits, both then-season-highs for the Green and White. That capped off a streak of six straight games with double-digit hits for the 49ers, the longest such streak since the 2022 season. All nine players that came to the plate in the win recorded a hit, marking back-to-back games that every player with a plate appearance recording a hit, following the series finale at Old Dominion.

DATE	OPPONENT	RESULT	ATTN.
3/28	South Florida *	L, 5-9	809
3/29	South Florida *	W, 10-3	742
4/10	Rice *	L, 5-7	607
4/11	Rice *	L, 2-6	659
4/12	Rice *	L, 2-3	674
4/14	Clemson &	L, 3-7	1,774
4/21	Campbell	L, 4-5 (10)	654
5/1	Tulane *	W, 10-0 (7)	664
5/2	Tulane *	W, 8-2	607
5/3	Tulane *	W, 6-3	587
5/5	Campbell	L, 7-15	547
5/12	Gardner-Webb	W, 11-1 (8)	676
5/14	Memphis *		
5/15	Memphis *		
5/16	Memphis *		

& - Played at Truist Field (Uptown Charlotte, N.C.)

TOTAL HAYES ATTENDANCE: 17,528
AVG. HAYES ATTENDANCE: 649

SPENCER THE SAVIOR

Nolan's walk-off single in the 10th inning of the middle win over Wright State was the first walk-off hit of his four-year Niner career. Nolan had been a part of seven Niner walk-offs heading into the game, but had never been the one to begin the celebration until his two-out poke to left field against the Raiders. CLT had four walk-off wins a season ago and already has two this year after walking off San Diego in seven innings to invoke the 10-run rule over Opening Weekend.

OPENING-WEEKEND SHUTOUT

The Niners had a 13-0 shutout in seven innings against San Diego in game one of a doubleheader on the second day of the season. It was the earliest shutout the 49ers have had in a season in 11 years, with Charlotte last having a shutout on opening weekend in 2015 with a 1-0 shutout of Akron in game two of a doubleheader on Opening Day, also coming in seven innings. Altogether, it was the Green and White's 12th total shutout on Opening Weekend in program history.

SHUTOUT IN STYLE

The Niners' shutout was capped off by a walk-off grand slam from **Dylan Koontz** to invoke the run-rule of a 10-run lead in the seventh inning or later. It was Charlotte's first walk-off of the season after collecting three walk-off wins a season ago. It was also the Niners' first grand slam since Connor Maryniak and Chandler Riley both hit one in the same game against UNC Asheville last season.

DOUBLE THE HOME RUN FUN

Gunderson left the yard not once, but twice, on Opening Day in the loss - hitting a two-run homer to get the Niners on the board in the first inning and then tacking on a solo shot to straightaway center in the eight. He's the first 49er to hit multiple home runs in the same game since Kaden Hopson hit a pair of deep shots in the 2024 American Conference Championships in Clearwater.

LOFTY EXPECTATIONS

Dawson Bryce enters the 2026 campaign with a target on his back after being named the American Conference's Preseason Player of the Year. Bryce led Charlotte last year in nearly every offensive category, including batting average (.340), runs scored (49), hits (80), doubles (17), home runs (14), RBIs (53), and slugging percentage (.600). The 2025 First Team All-Conference selection ended his first season with the Green and White on a tear, taking home back-to-back Player of the Week awards in the final two weeks of the regular season. Bryce shone brightest in conference games last year, leading the league in batting average (.387), slugging percentage (.755), OPS (1.181), and hits (41) while finishing second in runs scored (28) and home runs (10), and third in doubles (9) in games against conference foes.

PRESEASON ALL-CONFERENCE TRIO

Joining Bryce on the American Preseason All-Conference team were pitchers **Andrew Kribbs** and **Joseph Taylor** for a total of three preseason honorees. Kribbs was a mainstay in Charlotte's weekend rotation in 2025, tying for the team lead with 15 starts. Taylor was a frequent sight on the bump for the 49ers last season as well, logging the third-most innings, behind only Gillespie and Kribbs.

RETURNING ALL-CONFERENCE PLAYERS

Bryce is joined by Gunderson as returning All-Conference selections from 2025 for the Niners, and both were named to the American Preseason All-Conference Team by Perfect Game. Gunderson was leading the Niners with a .331 batting average when his season ended from an injury, but he still had a team-leading 1.010 OPS to finish fifth in the conference last year.

TOURNEY TEAMS ON TAP

Six of the 23 opponents on Charlotte's schedule qualified for the postseason last year, accounting for 13 of the 55 games on the 2026 slate. Of the six, four qualified by winning their conference tournament (East Carolina, North Carolina, USC Upstate, Wright State), while Clemson and UTSA earned at-large bids. Two of those teams (North Carolina and UTSA) reached a Super Regional, and two more (Wright State and East Carolina) appeared in a regional final, complete with Wright State shocking No. 1 overall seed Vanderbilt by eliminating the Commodores from their own regional - something the Niners did to Clemson in 2023.

DIBASEBALL APPROVED

Three Niners were tabbed as some of the best at their respective positions by D1Baseball in the publication's annual preseason position rankings. Bryce led the Green and White as the No.12-ranked third baseman in the country while Gunderson slotted in as the No. 48-ranked first baseman. The rankings expanded to the top 200 for starting pitchers, with **Drew Munn** coming in at No. 194 on the list.

WELCOME TO THE QUEEN CITY

Munn is one of 17 newcomers to the squad this year. The Niners are bringing in two freshmen, **Bradley Farris** and **Aaron Orozco**, and five JUCO transfers in **Andrew Alberts**, **Adam Baker**, **Walker Morgan**, **Robert Nedry**, and **Chayse Oxborrow**. The remaining 10 transfers are all coming to the Queen City from Division I programs, including **Ryan Combs**, **Eddie Copper**, **Alec DeMartino**, **Jacob Gholston**, **Todd Hudson**, **Adrian Jimenez**, **Dylan Koontz**, Munn, **Cale Stricklin**, and **Jaden Winter**.

TEEMING WITH EXPERIENCE

Charlotte's combined D1 transfers (plus Nedry from time spent at NC State) account for 1,585 at bats and 308.2 innings pitched at the Division I level, ranking as the 16th-most-experienced transfer class in the country. The Niners return 15 players (48%) from the 2025 squad to rank, fittingly, 49th in the country in returning production, according to D1Baseball's metrics. Broken down, the returns shake out as 53% of production (based on fantasy scoring) returning, with 43% of plate appearances and 58% of innings pitched remaining in the Queen City in 2026.

SNIFFING AROUND

Also according to D1Baseball, Charlotte was named as one of four "teams to watch" in the publication's first 'Field of 64' projections. East Carolina was the only American program to make the initial projection, while UTSA was listed as one of the "first four out". Other teams on Charlotte's 2026 schedule to be included in the field were Clemson, North Carolina, Virginia, and Wright State - with Wright State being the only team tabbed as winning a conference tournament for an auto-bid.

WRITING A NEW SCRIPT

The Niners are adding some new uniform pieces to the mix this year, including a brand-new green jersey with a script Charlotte logo, reminiscent of the look the early Niner teams in the late 1980s wore. Other new pieces included updated pinstripe jerseys and pants and a new set of white pants, now containing a single green stripe down either side. With three different hat options, five jersey options, and five pants, there are 75 unique possible uniform combinations the Niners can choose from this season.

2025 RECAP

Charlotte had a bounce-back season in 2025, crossing the 35-win threshold for the fourth time in five years with a 36-22 mark - tying for the eighth-most wins in a single season in program history. The team achieved its record with an identity built on pitching and defense, fielding at a program-record .984 clip while posting six shutouts to tie for the third-most shutouts in a single season in program history. The Niners finished second in the American Conference for their highest conference finish since winning Conference USA in 2021. CLT won its first game in the American Conference Championships, defeating Wichita State 7-1 behind a gem from ace pitcher Blake Gillespie, before falling by one run to both East Carolina and South Florida.

NATIONAL LEADERS

The Niners didn't just set a program record with their .984 fielding percentage as a team, but also led the entire country in fielding percentage last year. Committing only 32 errors on the year, also the fewest in the nation and a program record, Charlotte became one of only 16 teams since official statistics have been tracked in college baseball in 1957 to finish the year with a fielding percentage of .984 or higher.

SECOND-BEST STRIKEOUT MARKS

Charlotte finished 2025 with 576 total strikeouts in 507.1 innings pitched for a 10.22 strikeout per nine inning rate, both of which are the second-best in program history. The Niners have crossed the 500-strikeout mark in each of the last five seasons, including a record-setting 619 punchouts in 2023, and have averaged over double-digit strikeouts per nine innings in each of the last two campaigns, with a record 10.45 K/9 in 2024.

NEAR THE TOP IN THE COUNTRY

Not just limited to strong strikeout numbers in the last two years, Charlotte has consistently been near the top of the country in total strikeouts and strikeouts per nine innings in each of the last five seasons. Since the start of 2021, CLT has recorded 2,856 strikeouts on the mound - the 20th-most in the nation, and sits 22nd nationally with a 9.97 K/9 since 2021. When factoring out P4 schools, the Niners sit fourth in total strikeouts and sixth in K/9 over the last five seasons.



CHARLOTTE PLAYERS IN MLB ORGANIZATIONS

Pos.	NAME	ORGANIZATION (LEVEL)
OF	Jake Cunningham	San Diego Padres (High-A)
RHP	Ryan Degges	Philadelphia Phillies (High-A)
RHP	Donye Evans	Detroit Tigers (Single-A)
INF	Nate Furman	San Francisco Giants (Triple-A)
LHP	Spencer Giesting	Arizona Diamondbacks (IL Seven-Day)
RHP	Blake Gillespie	New York Yankees (Rookie)
C	Kaden Hopson	Los Angeles Angels (Rookie)
RHP	Wyatt Hudepohl	New York Mets (IL Seven-Day)
INF	David McCabe	Atlanta Braves (Double-A)
RHP	Bryce McGowan	Colorado Rockies (Rookie)
C	Aaron McKeithan	Seattle Mariners (Double-A)
C	Logan Poteet	Chicago Cubs (Single-A)
LHP	Cole Reynolds	Chicago Cubs (High-A)
RHP	Tony Rossi	New York Yankees (High-A)
RHP	Joel Sarver	Arizona Diamondbacks (IL 60-Day)

PITCHER OF THE YEAR

Gillespie was a big part of Charlotte's pitching success in 2025, taking home the American Conference Pitcher of the Year and Newcomer Pitcher of the Year honors to become the fourth 49er to earn Pitcher of the Year honors. He led the conference with a 2.42 ERA and 131 strikeouts for the 12th-best ERA and fourth-most strikeouts in the entire country. A unanimous First Team All-Conference selection, Gillespie joins John Maine (Conference USA, 2001), Adam Mills (Atlantic 10, 2007), and Andrew Smith (A-10, 2011) as Charlotte arms to win Pitcher of the Year.

THE ALL-AMERICAN CANADIAN

Gillespie's honors didn't stop at Conference Pitcher of the Year as the Canadian ace became Charlotte's 13th All-American with four different All-America awards. He picked up Second Team nods from Baseball America and D1Baseball and Third Team selections from the NCBWA and Perfect Game. With four All-America awards, he joined consensus First Team All-American Adam Mills from 2007 to earn four All-America honors in a single season.

DR. NO-NO

Gillespie etched himself into Charlotte's record books one final way in 2025, tossing the program's second-ever no-hitter on March 7 against James Madison. He only faced the minimum number of 27 batters due to only one walk and that runner being thrown out trying to steal, while fanning 11 Dukes at the plate. He joined Ronnie Honeycutt's no-hitter from 1987 as the only two pitchers in program history to prevent the opponent from collecting a hit.

SAVE IT FOR THE MOUND

The back end of Charlotte's bullpen combined for 14 saves on the bump last year, tying for the fourth-most in a single season and representing the most since the program record of 18 in 2021. All but two of those saves came from pitchers returning to the fold in 2026, led by Taylor's seven saves, which put him tied for the eighth-most by a single player in a single season in program history. **Chase Carson** picked up three saves last year while **Adam Stanton** pitched in two.

BLANK YOU VERY MUCH

Charlotte turned in six shutouts last season to lead the American Conference and finish tied for 11th in the country. Two of the shutouts came in back-to-back wins for Charlotte's first time since 2011 recording back-to-back shutouts in nine-inning games, while the six overall shutouts are tied for the third-most in a single season in program history and the most since blanking six opponents during the 2022 campaign.

SWIPER NO SWIPING

Aiding Charlotte's stinginess defensively was the work of Logan Poteet behind the plate. Poteet threw out 22 runners trying to steal an extra base to lead the American Conference. It's tied for the fourth-most any Charlotte catcher has caught in a single season and was the most since Harris Yett gunned down 22 would-be stealers in 2019.

C-L-TYA LATER

The Niners mashed 79 home runs in 2025 to finish the year atop the American Conference leaderboard and 62nd in the country in the category. Last year's homer output was the fifth consecutive year hitting at least 65 dingers and ranks as the sixth-most home runs Charlotte has hit in one campaign. Two of Charlotte's top-five home-run hitters return for 2026, with Bryce leading last year's team with 14 jacks and Gunderson hitting eight long balls a season ago.

WENT STREAKING

CLT entered the 2025 American Conference Championships on a nine-game winning streak and pushed it to an even 10 games after the tourney-opening win over Wichita State. It was just the sixth time the Green and White had rattled off a double-digit winning streak and was one win shy of matching the program record - most recently done during the 2021 Conference USA Regular Season Championship campaign.

THE NEWEST #PRONINERS

Charlotte had three players drafted last July, marking the fifth consecutive summer the 49ers have had multiple players drafted in the same year. Blake Gillespie was the first off the board as a ninth-round selection by the New York Yankees while Logan Poteet and Joel Sarver went three picks apart to the Chicago Cubs and Arizona Diamondbacks, respectively, in the 17th round. The Niners have had 71 players selected in the MLB Draft after playing in Charlotte, with 14 of those coming in the last five years under Robert Woodard.

PAINTING THE LEAGUE GREEN AND WHITE

The Niners had 16 #ProNiners in major league organizations heading into Opening Day for MiLB and currently have 15 in MLB organizations. Up to five more could sign deals with teams after being released or opting for free agency to potentially give the Niners 20 concurrent #ProNiners, which would be the most in a single season in program history.

#PRONINERS (STATS AS OF 5/13)

**91 NINERS WITH 1 GP IN MLB/MLB • 71 MLB DRAFT PICKS
8 MLB PLAYERS • 22 AAA PLAYERS • 16 NINERS WITH 1+ GP IN 2025**

POSITION PLAYERS

PLAYER	POS.	LEVEL	TEAM	ORGANIZATION	GP	AVG/OBP/SLG	AB	R	H	HR	RBI	SB
Jake Cunningham	OF	High-A	Fort Wayne TinCaps	San Diego Padres	28	.323/.396/.591	93	19	30	6	18	4
Nate Furman	INF	Triple-A	Sacramento River Cats	San Francisco Giants	34	.275/.401/.358	120	15	33	2	13	4
Kaden Hopson	C	Rookie	ACL Angels	Los Angeles Angels	4	.000/.286/.000	5	0	0	0	0	0
David McCabe	INF	Double-A	Columbus Clingstones	Atlanta Braves	25	.264/.358/.615	91	16	24	10	28	0
Aaron McKeithan	C	Double-A	Arkansas Travelers	Seattle Mariners	8	.208/.345/.208	24	3	5	0	1	0
Logan Poteet	C	Single-A	Myrtle Beach Pelicans	Chicago Cubs	23	.235/.358/.412	102	16	23	6	17	0

PITCHERS

PLAYER	POS.	LEVEL	TEAM	ORGANIZATION	GP	ERA	WHIP	W-L	SV	IP	H	R	ER	BB	SO
Ryan Degges	RHP	High-A	Jersey Shore BlueClaws	Philadelphia Phillies	6	4.82	1.50	0-2	0	18.2	16	11	10	12	23
Donye Evans	RHP	Single-A	Lakeland Flying Tigers	Detroit Tigers	7	0.00	0.96	2-0	1	9.1	4	0	0	5	8
Spencer Giesting	LHP	Triple-A	Reno Aces	Arizona Diamondbacks	1	3.00	1.00	0-0	0	3.0	3	1	1	0	2
Blake Gillespie	RHP	Total		New York Yankees	4	2.95	1.27	1-1	0	21.1	19	13	7	8	24
		Rookie	FCL Yankees	1	3.18	1.06	1-0	0	5.2	5	3	2	1	9	
		Single-A	Tampa Tarpons	3	2.87	1.34	0-1	0	15.2	14	10	5	7	15	
Wyatt Hudepohl	RHP	High-A	Brooklyn Cyclones	New York Mets	3	7.71	1.20	0-2	0	11.2	11	10	10	3	12
Bryce McGowan	RHP	Rookie	ACL Rockies	Colorado Rockies	1	9.00	1.00	0-0	0	1.0	1	1	1	0	0
Cole Reynolds	RHP	High-A	South Bend Cubs	Chicago Cubs	6	7.50	1.78	0-1	0	18.0	17	15	15	15	25
Tony Rossi	RHP	High-A	Hudson Valley Renegades	New York Yankees	12	1.35	0.53	0-1	1	13.1	3	3	2	4	21
Paxton Thompson	RHP	High-A	Hub City Spartanburgers	Texas Rangers	2	24.30	3.30	0-2	0	3.1	7	11	9	4	4

AMERICAN CONFERENCE STANDINGS

SCHOOL	AMERICAN	PCT.	OVERALL	PCT.	HOME	AWAY	NEUTRAL	STREAK
UTSA	16-8	.667	35-17	.673	20-5	12-12	3-0	W1
East Carolina	14-10	.583	30-21-1	.587	21-10	7-11-1	2-0	W1
UAB	13-11	.542	29-23	.558	20-12	9-10	0-1	L2
Rice	13-11	.542	31-22	.585	17-10	13-11	1-1	L2
Florida Atlantic	12-12	.500	28-24	.538	18-16	10-8	0-0	W1
Memphis	12-12	.500	21-30	.412	14-16	7-14	0-0	L1
Wichita State	11-13	.458	27-25	.519	20-13	7-12	0-0	W1
CHARLOTTE	10-14	.417	26-26	.500	17-12	9-13	0-1	W2
Tulane	10-14	.417	25-28	.472	18-9	7-18	0-1	W2
South Florida	9-15	.375	30-20	.600	21-8	9-12	0-0	L2

PRESEASON POLL RESULTS

Rk.	SCHOOL (FIRST-PLACE VOTES)	POINTS
1.	East Carolina (4)	75
2.	UTSA (4)	70
3.	CHARLOTTE (1)	62
4.	Tulane (1)	57
5.	South Florida	54
6.	Florida Atlantic	45
7.	Rice	28
8.	Wichita State	24
9.	Memphis	19
10.	UAB	16

AMERICAN PLAYERS OF THE WEEK

Feb. 16	Hitter.....Jayson Jones, Wichita State Pitcher.....Riley Miller, UAB
Feb. 23	Hitter.....Christian Hallmark, UTSA Pitcher.....Sean Jenkins, East Carolina
March 2	Hitter.....Owen Washburn, Wichita State Pitcher.....Trey Cehajic, Tulane
March 9	Hitter.....John Paul Head, UAB PITCHER.....CHAYSE OXBORROW, CHARLOTTE
March 17	Hitter.....James Smith IV, Memphis Pitcher.....Michael Senay, South Florida
March 23	Hitter.....Drew Detlefsen, UTSA Pitcher.....Michael Senay, South Florida
March 30	HITTER.....DYLAN KOONTZ, CHARLOTTE Pitcher.....Ethan Norby, East Carolina
April 6	Hitter.....Grady Lenahan, East Carolina Pitcher.....Justin Hicks, UAB
April 13	Hitter.....Ian Collier, Florida Atlantic Pitcher.....Ty Thames, Rice
April 20	Hitter.....Drew Detlefsen, UTSA Pitcher.....Kaden Smith, South Florida
April 27	Hitter.....Jack Herring, East Carolina Pitcher.....Joseph Webb, East Carolina
May 4	Hitter.....JC Davis, Rice Co-Pitcher..... RYAN COMBS, CHARLOTTE Co-Pitcher.....Ryan Towers, East Carolina
May 11	Hitter.....Jason Wachs, Tulane Pitcher.....Seth Ganer, Memphis
May 17	Hitter..... Pitcher.....

AROUND THE HORN IN THE AMERICAN

CHARLOTTE Gardner-Webb (W) Memphis (Thu./Fri./Sat.)
EAST CAROLINA Campbell (Canceled) at Florida Atlantic (Thu./Fri./Sat.)
FLORIDA ATLANTIC at FGCU (W) East Carolina (Thu./Fri./Sat.)
MEMPHIS at Middle Tennessee (L) at Charlotte (Thu./Fri./Sat.)
RICE at Houston (L) Tulane (Thu./Fri./Sat.)
SOUTH FLORIDA No Midweek Wichita State (Thu./Fri./Sat.)
TULANE No Midweek at Rice (Thu./Fri./Sat.)
UAB Troy (L) at UTSA (Thu./Fri./Sat.)
UTSA Texas State (W) UAB (Thu./Fri./Sat.)
WICHITA STATE No Midweek at South Florida (Thu./Fri./Sat.)

AMERICAN CONFERENCE PRESEASON ALL-CONFERENCE TEAM

P ANDREW KRIBBS CHARLOTTE
P Ethan Norby * East Carolina
P Robert Orloski UTSA
RP JOSEPH TAYLOR CHARLOTTE
RP Brayden Sanders Memphis
RP Connor Kelley UTSA
C Andrew Stucky UTSA
1B Austin Irby East Carolina
2B Shane Cox Memphis
3B DAWSON BRYCE CHARLOTTE
SS Brando Leroux Florida Atlantic
OF Braden Burress East Carolina
OF Marshall Lipsey * Florida Atlantic
OF Drew Detlefsen UTSA
OF Jason Wachs Tulane
DH Matthias Haas Tulane

* Unanimous selection

AMERICAN PRESEASON PLAYER OF THE YEAR

INF DAWSON BRYCE CHARLOTTE

AMERICAN PRESEASON PITCHER OF THE YEAR


Ethan Norby East Carolina



THE AMERICAN CONFERENCE IN THE POLLS

(BASEBALL AMERICA / D1 BASEBALL / NCBWA / USA TODAY)

	CLT	ECU	FAU	MEM	RICE	USF	TUL	UAB	UTSA	WSU
Preseason	-/-/-	24/-/29/RV	-/-/-	-/-/-	-/-/-	-/-/-	-/-/-	-/-/-	-/-/RV/IRV	-/-/-
Week 1 (Feb. 16)	-/-/INP	-/-/RV/INP	-/-/INP	-/-/INP	-/-/INP	-/-/INP	-/-/INP	-/-/INP	-/-/RV/INP	-/-/INP
Week 2 (Feb. 23)	-/-/-	-/-/-	-/-/-	-/-/-	-/-/-	-/-/-	-/-/-	-/-/-	-/-/RV/IRV	-/-/-
Week 3 (March 2)	-/-/-	-/-/-	-/-/-	-/-/-	-/-/-	-/-/-	-/-/-	-/-/-	-/25/RV/IRV	-/-/-
Week 4 (March 9)	-/-/-	-/-/-	-/-/-	-/-/-	-/-/-	-/-/RV/-	-/-/-	-/-/-	24/24/RV/IRV	-/-/RV/-
Week 5 (March 16)	-/-/-	-/-/-	-/-/-	-/-/-	-/-/-	-/-/RV/IRV	-/-/-	-/-/-	-/-/RV/IRV	-/-/RV/-
Week 6 (March 23)	-/-/-	-/-/RV/-	-/-/-	-/-/-	-/-/-	-/-/RV/IRV	-/-/-	-/-/-	-/-/RV/IRV	-/-/RV/-
Week 7 (March 30)	-/-/-	-/-/RV/-	-/-/-	-/-/-	-/-/-	-/-/IRV	-/-/-	-/-/RV/-	-/-/RV/IRV	-/-/RV/-
Week 8 (April 6)	-/-/-	-/-/RV/-	-/-/-	-/-/-	-/-/-	-/-/RV/IRV	-/-/-	-/-/RV/-	-/-/RV/IRV	-/-/RV/-
Week 9 (April 13)	-/-/-	-/-/RV/-	-/-/-	-/-/-	-/-/-	-/-/RV/-	-/-/-	-/-/RV/-	-/-/RV/IRV	-/-/RV/-
Week 10 (April 20)	-/-/-	-/-/-	-/-/-	-/-/-	-/-/-	-/-/RV/-	-/-/-	-/-/RV/-	-/-/RV/IRV	-/-/-
Week 11 (April 27)	-/-/-	-/-/RV/IRV	-/-/-	-/-/-	-/-/-	-/-/RV/-	-/-/-	-/-/RV/-	-/-/RV/IRV	-/-/-
Week 12 (May 4)	-/-/-	-/-/RV/-	-/-/-	-/-/-	-/-/-	-/-/RV/-	-/-/-	-/-/-	-/-/RV/IRV	-/-/-
Week 13 (May 11)	-/-/-	-/-/-	-/-/-	-/-/-	-/-/-	-/-/-	-/-/-	-/-/-	-/-/RV/IRV	-/-/-
Week 14 (May 18)	-/-/-	-/-/-	-/-/-	-/-/-	-/-/-	-/-/-	-/-/-	-/-/-	-/-/RV/IRV	-/-/-
Week 15 (May 25)	-/-/-	-/-/-	-/-/-	-/-/-	-/-/-	-/-/-	-/-/-	-/-/-	-/-/RV/IRV	-/-/-



What is Scorigami?

Scorigami is a concept thought of by Jon Bois in an effort to find unique scores that have never been achieved in an NFL game. Each square represents a different final score and the number in that square represents the amount of times a Charlotte Baseball game has ended in that score. The concept was brought to college athletics in 2025 by Ken Landis with UCF Football.

How do I read this chart?

The horizontal axis indicates the winning score while the vertical axis indicates the losing score. If that score has happened in program history, a number will be in that box. The darker the box, the more common the score has occurred. Cells shaded in dark green with no number are impossible scores to have due to the winning score being lower than the losing score.

LAST SCORIGAMI

20-2

at UAB - May 8, 2025 (W, 7 Inn.)

AMERICAN SERIES MATRIX

	G	ECU	FAU	MEM	RICE	CLT	*CLT*	CLT	UTSA	WSU
G		*ECU* 3-0	FAU 2-1	WEEK 14 MAY14-16	RICE 2-1	CLT 2-1	*CLT* 3-0	CLT 2-1	UTSA 2-1	WSU 2-1
ECU	*ECU* 3-0		WEEK 14 MAY14-16	MEM 2-1	RICE 2-1	*ECU* 3-0	TLN 2-1	ECU 2-1	UTSA 2-1	ECU 2-1
FAU	FAU 2-1	WEEK 14 MAY14-16		FAU 2-1	RICE 2-1	FAU 2-1	FAU 2-1	*UAB* 3-0	UTSA 2-1	FAU 2-1
MEM	WEEK 14 MAY14-16	MEM 2-1	FAU 2-1		*MEM* 2-1	USF 2-1	TLN 2-1	UAB 2-1	MEM 2-1	WSU 2-1
RICE	*RICE* 2-1	RICE 2-1	RICE 2-1	*MEM* 2-1		USF 2-1	WEEK 14 MAY14-16	*RICE* 2-1	UTSA 2-1	WSU 2-1
CLT	CLT 2-1	*ECU* 3-0	FAU 2-1	USF 2-1	USF 2-1		TLN 2-1	UAB 2-1	UTSA 2-1	WEEK 14 MAY14-16
CLT	*CLT* 3-0	TLN 2-1	FAU 2-1	TLN 2-1	WEEK 14 MAY14-16	TLN 2-1		*UAB* 3-0	UTSA 2-1	TLN 2-1
CLT	CLT 2-1	ECU 2-1	*UAB* 3-0	UAB 2-1	*RICE* 2-1	UAB 2-1	*UAB* 3-0		WEEK 14 MAY14-16	WSU 2-1
UTSA	UTSA 2-1	UTSA 2-1	UTSA 2-1	MEM 2-1	UTSA 2-1	UTSA 2-1	UTSA 2-1	WEEK 14 MAY14-16		*UTSA* 3-0
WSU	WSU 2-1	ECU 2-1	FAU 2-1	WSU 2-1	WSU 2-1	WEEK 14 MAY14-16	TLN 2-1	WSU 2-1	*UTSA* 3-0	

MOST COMMON FINAL SCORES

5-4 86 TIMES

Last: April 26, 2026 at Florida Atlantic (W)

3-2 81 TIMES

Last: April 12, 2026 vs. Rice (L)

5-2 76 TIMES

Last: March 15, 2025 (G1) at UNCW (W)

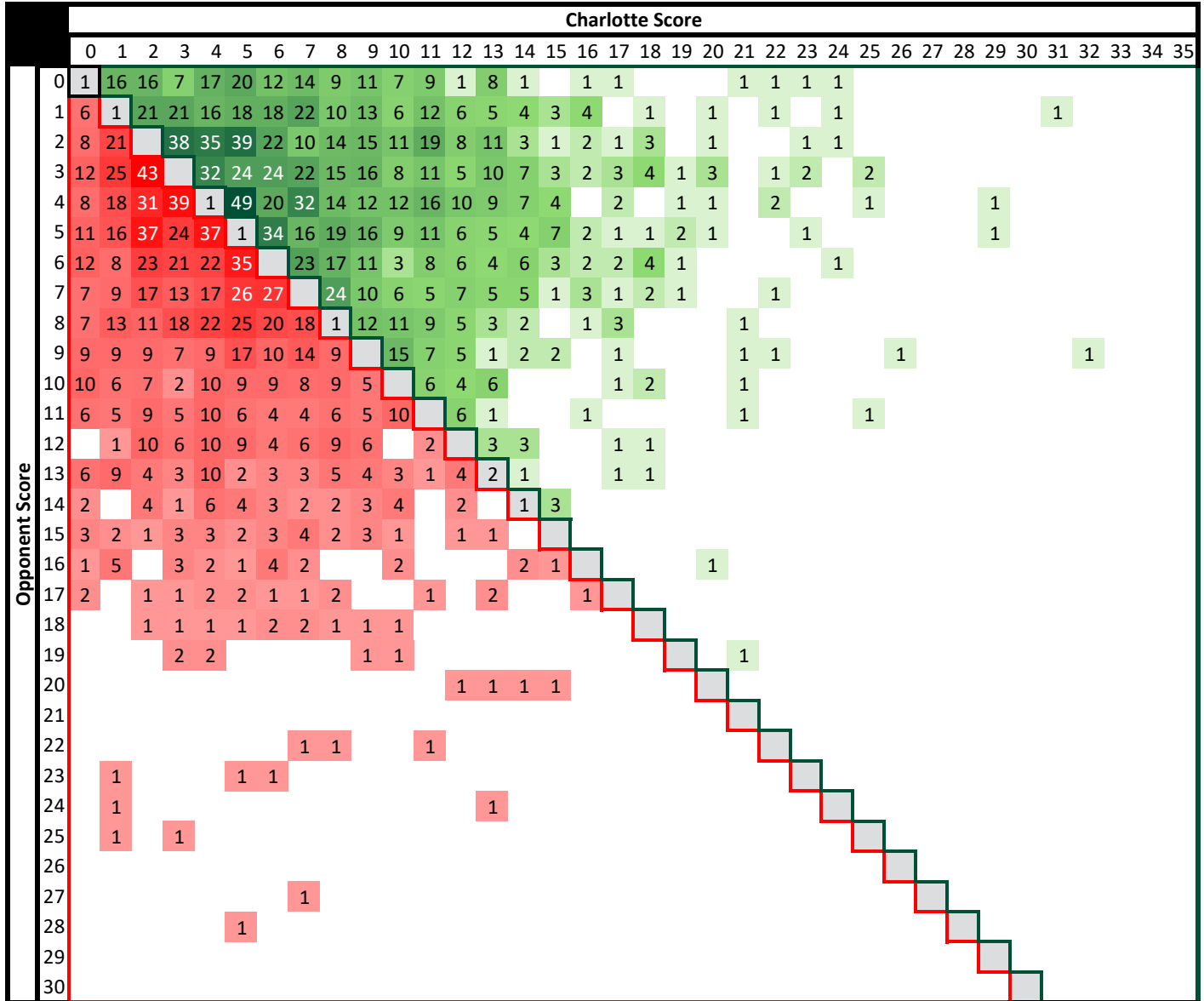
4-3 71 TIMES

Last: March 2, 2025 at #4 Arkansas (L)

6-5 69 TIMES

Last: May 22, 2025 vs. East Carolina (L)

American Conference Tournament



What is Charlottigami?

Similar to Scorigami but with a Charlotte twist, Charlottigami was created by the Charlotte Strategic Communications office as a Scorigami chart focused specifically to Charlotte. While normal Scorigami only focuses on the end score no matter who wins, Charlottigami takes into consideration the outcome of the game for the 49ers. Put simply, a 5-4 win is different for 49er fans than a 5-4 loss and is reflected as such with two different boxes: **All Scorigamis are Charlottigamis but not all Charlottigamis are Scorigamis.**

How do I read this chart differently?

Since ties are allowed in college baseball, there are no "impossible" scores. Ties are denoted as the gray box that splits the chart diagonally. Every score above and to the right of the line is a Charlotte win, with the greener box meaning the more frequently that score happens, while everything below and to the left of the line is a loss, with the darker red boxes representing the same thing as the darker green boxes.

ON THIS DATE

MAY	MAY	MAY
14	15	16
17-8	13-7	11-14
.680	.650	.440

LAST CHARLOTTIGAMI 20-2 (W, 7 Inn.) at UAB - May 8, 2026

MOST COMMON WINNING SCORES

- 5-4** **49 TIMES**
Last: April 26, 2026 at Florida Atlantic
- 5-2** **39 TIMES**
Last: March 15, 2025 at UNCW (G1)
- 3-2** **38 TIMES**
Last: April 12, 2025 vs. East Carolina
- 4-2** **35 TIMES**
Last: April 27, 2025 vs. Florida Atlantic
- 6-5** **34 TIMES**
Last: May 10, 2025 vs. UAB

MOST COMMON LOSING SCORES

- 2-3** **43 TIMES**
Last: April 12, 2026 vs. Rice
- 3-4** **39 TIMES**
Last: March 2, 2025 at #4 Arkansas
- 2-5** **37 TIMES**
Last: April 25, 2023 at Winthrop
- 4-5** **37 TIMES**
Last: April 21, 2026 vs. Campbell (10 Inn.)
- 5-6** **35 TIMES**
Last: May 22, 2025 vs. East Carolina
American Conference Tournament

NO.	NAME	POS.	HT.	WT	YR.	B/T	HOMETOWN/HIGH SCHOOL (TRANSFER FROM)
2	Juan Rivera	INF	5-7	160	Sr.	L/R	Mission, Texas / Sharyland Pioneer (UTRGV / Dodge City CC)
3	Adrian Jimenez	INF	5-10	185	So.	R/R	Lilburn, Ga. / Parkview (VCU)
6	Johnny Sutryk	OF	6-1	215	Jr.	R/R	Virginia Beach, Va. / IMG Academy
8	Robert Nedry	INF	6-2	195	Jr.	L/R	Lighthouse Point, Fla. / Westminster Academy (NC State / Santa Fe College)
9	Alec DeMartino	OF	6-3	220	Gr.	R/R	Raleigh, N.C. / Millbrook (UNCW)
11	Jacob Gholston	RHP	6-7	225	Jr.	R/R	Flower Mound, Texas / Flower Mound (Oklahoma)
12	Chase Carson	LHP	6-4	205	Gr.	L/L	Topeka, Kan. / Shawnee Heights (State Fair CC)
13	Cale Stricklin	C	5-10	205	Jr.	R/R	Watkinsville, Ga. / North Oconee (Auburn)
17	Wesley Jones	RHP	6-4	230	Jr.	R/R	Charlotte, N.C. / Charlotte Christian
18	Dawson Bryce	INF	6-3	200	Jr.	R/R	Taunton, Mass. / Taunton (Merrimack)
20	Dylan Koontz	INF	6-0	220	Gr.	L/R	Huntersville, N.C. / Hough (Campbell / Kentucky)
21	Adam Stanton	RHP	6-3	230	5th	R/R	Eagan, Minn. / Eagan (Iowa Western)
22	Cody Gunderson	C/1B	6-4	220	Sr.	R/R	St. Mala, Manitoba, Canada / Institute College St. Pierre (Hutchinson CC)
23	Spencer Nolan	UTL	6-5	190	Sr.	R/R	Wilmington, N.C. / Hoggard
24	AJ Camp	LHP	6-1	200	R-So.	B/L	Stallings, N.C. / Combine Academy (Wake Forest)
25	Jaden Winter	RHP	6-5	225	Gr.	R/R	Apex, N.C. / Pro 5 Baseball Academy (East Carolina)
27	Todd Hudson	OF	6-6	230	Sr.	L/R	Lexington, S.C. / River Bluff (Liberty / Miami)
28	Ryan Combs	RHP	6-3	185	Sr.	R/R	Sarasota, Fla. / Lake Ranch (Polk State / Tennessee)
29	Joseph Taylor	RHP	5-11	180	Jr.	R/R	Apex, N.C. / Pro 5 Baseball Academy
30	Eddie Copper	RHP	6-2	205	R-So.	R/R	Ivlyland, Pa. / P27 Academy (South Carolina)
32	Drew Munn	RHP	6-2	235	Sr.	R/R	Huntington, N.Y. / Cold Spring Harbor (Central Connecticut State)
34	Chayse Oxborrow	LHP	6-1	210	Jr.	R/L	Preston, Idaho / Preston (Lower Columbia CC)
35	Andrew Kribbs	RHP	6-0	205	Sr.	R/R	Knoxville, Tenn. / CAK (Cleveland State CC)
36	Adam Baker	RHP	6-6	230	R-So.	R/R	Knoxville, Tenn. / Hardin Valley (Cleveland State CC)
38	Trip DeVale	RHP	6-1	190	Sr.	R/R	Roswell, Ga. / Roswell (Georgia Highlands)
39	Bradley Farris	C	6-0	200	Fr.	R/R	Valparaiso, Ind. / Morgan Township
40	Aaron Orozco	C	6-2	210	Fr.	R/R	West Palm Beach, Fla. / St. Andrews
44	Walker Morgan	INF/RHP	6-7	260	Jr.	R/R	Montgomery, Ala. / Homelife Academy (Walters State)
45	Sebastian Perez	RHP	6-5	250	Sr.	R/R	Southwest Ranches, Fla. / West Broward (Miami / College of Central Florida)
47	Hunter Sloop	RHP	6-7	235	R-Jr.	R/R	Mount Pleasant, N.C. / P27 (Tennessee)
51	Andrew Alberts	LHP	6-0	215	R-So.	L/L	Jupiter, Fla. / Pinnacle (Olympia College / Manhattan)

ALPHABETICAL ROSTER

- 51 Alberts, Andrew
- 36 Baker, Adam
- 18 Bryce, Dawson
- 24 Camp, AJ
- 12 Carson, Chase
- 28 Combs, Ryan
- 30 Copper, Eddie
- 9 DeMartino, Alec
- 38 DeVale, Trip
- 39 Farris, Bradley
- 11 Gholston, Jacob
- 22 Gunderson, Cody
- 27 Hudson, Todd
- 3 Jimenez, Adrian
- 17 Jones, Wesley
- 20 Koontz, Dylan
- 35 Kribbs, Andrew
- 44 Morgan, Walker
- 32 Munn, Drew
- 8 Nedry, Robert
- 23 Nolan, Spencer
- 40 Orozco, Aaron
- 34 Oxborrow, Chayse
- 45 Perez, Sebastian
- 2 Rivera, Juan
- 47 Sloop, Hunter
- 21 Stanton, Adam
- 13 Stricklin, Cale
- 6 Sutryk, Johnny
- 29 Taylor, Joseph
- 25 Winter, Jaden

PRONUNCIATION GUIDE

- 3 Jimenez **he-MEN-ezz**
- 6 Sutryk **S00-trik**
- 8 Nedry **NED-ree**
- 9 DeMartino **dee-mar-TEE-no**
- 11 Gholston **GOAL-stin**
- 20 Koontz **COON-tz**
- 22 Gunderson **GUN-dur-sin**
- 34 Chayse **Chase**
- Oxborrow **OX-bore-row**
- 38 DeVale **doe-VAL**
- 39 Farris **FAIR-iss**
- 40 Orozco **oh-ROZ-co**
- 50 Ponnert **puh-NET**
- AC Toby Bicknell **BICK-null**
- AC Will Kaufman **COWF-min**
- AT Donna Nimmo **NEE-moe**

- 33 **Head Coach/Pitching Coach:** Robert Woodard (North Carolina '07), 7th Season
- 10 **Associate Head Coach:** Toby Bicknell (Wingate '02), 7th Season
- 16 **Assistant Coach/Hitting Coordinator:** Will Kafuman (California University of Pennsylvania '13), 1st Season
- 42 **Director of Player Development:** Tyler Simmons (Wingate '16), 10th Season
- Director of Baseball Performance:** Eric McKibban (Evansville '16), 6th Season
- 19 **Pitching Coordinator/Baseball Performance Assistant:** Cameron Hansen (Charlotte, '24), 2nd Season
- Athletic Trainer:** Donna Nimmo (Barton '16), 5th Season

CLASS BREAKDOWN

FRESHMAN (2)

Bradley Farris
Aaron Orozco

SOPHOMORE (5)

Andrew Alberts (R)
Adam Baker (R)
AJ Camp (R)
Eddie Copper (R)
Adrian Jimenez

JUNIOR (10)

Dawson Bryce
Jacob Gholston
Wesley Jones
Walker Morgan
Robert Nedry
Chayse Oxborrow
Hunter Sloop (R)
Cale Stricklin
Johnny Sutryk
Joseph Taylor

SENIOR (9)

Ryan Combs
Trip DeVale
Cody Gunderson
Todd Hudson
Andrew Kribbs
Drew Munn
Spencer Nolan
Sebastian Perez
Juan Rivera

FIFTH YEAR (1)

Adam Stanton

GRADUATE (4)

Chase Carson
Alec DeMartino
Dylan Koontz
Jaden Winter

BY POSITION

RIGHT-HANDED PITCHERS (14)

11	Jacob Gholston	Jr.
17	Wesley Jones	Jr.
21	Adam Stanton	5th
25	Jaden Winter	Gr.
28	Ryan Combs	Sr.
29	Joseph Taylor	Jr.
30	Eddie Copper	R-So.
32	Drew Munn	Sr.
35	Andrew Kribbs	Sr.
36	Adam Baker	R-So.
38	Trip DeVale	Sr.
44	Walker Morgan	Jr.
45	Sebastian Perez	Sr.
47	Hunter Sloop	R-Jr.

LEFT-HANDED PITCHERS (4)

12	Chase Carson	Gr.
24	AJ Camp	R-So.
34	Chayse Oxborrow	Jr.
51	Andrew Alberts	R-So.

CATCHERS (4)

13	Cale Stricklin	Jr.
22	Cody Gunderson	Sr.
39	Bradley Farris	Fr.
40	Aaron Orozco	Fr.

INFELDERS (7)

2	Juan Rivera	Sr.
3	Adrian Jimenez	So.
8	Robert Nedry	Jr.
18	Dawson Bryce	Jr.
20	Dylan Koontz	Gr.
22	Cody Gunderson	Sr.
44	Walker Morgan	Jr.

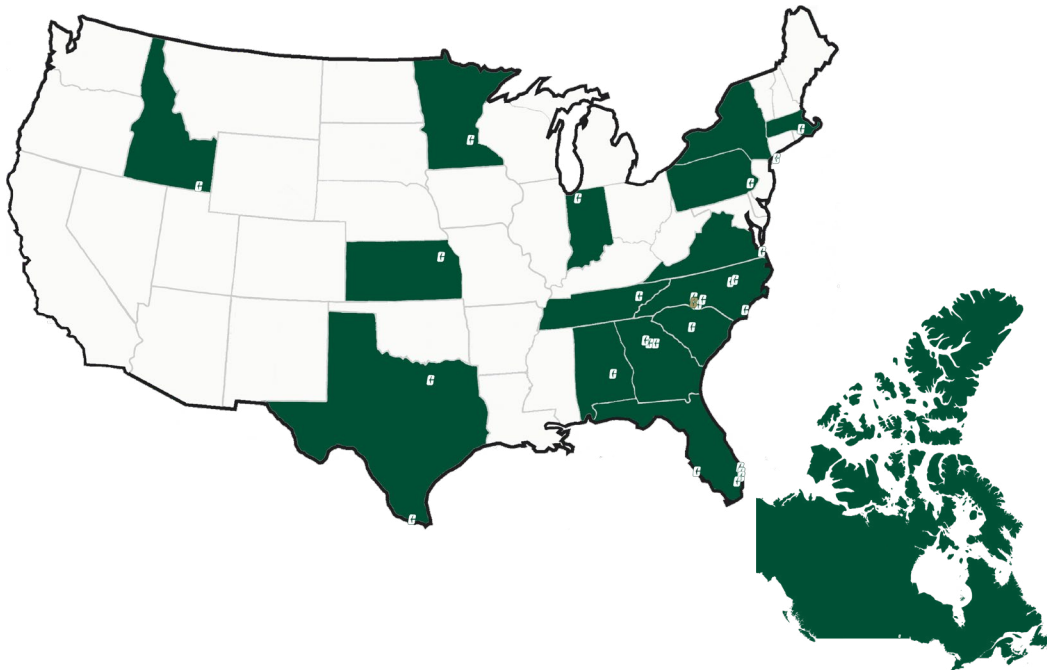
OUTFIELDERS (3)

6	Johnny Sutryk	Jr.
9	Alec DeMartino	Gr.
27	Todd Hudson	Sr.

UTILITY (1)

23	Spencer Nolan	Jr.
----	---------------	-----

WHERE YA FROM?



ALABAMA (1)

Montgomery..... Walker Morgan

FLORIDA (5)

Jupiter..... Andrew Alberts
Lighthouse Point..... Robert Nedry
Sarasota..... Ryan Combs
Southwest Ranches..... Sebastian Perez
West Palm Beach..... Aaron Orozco

GEORGIA (3)

Lilburn..... Adrian Jimenez
Roswell..... Trip DeVale
Watkinsville..... Cale Stricklin

IDAHO (1)

Preston..... Chayse Oxborrow

INDIANA (1)

Valparaiso..... Bradley Farris

KANSAS (1)

Topeka..... Chase Carson

MASSACHUSETTS (1)

Taunton..... Dawson Bryce

MINNESOTA (1)

Eagan..... Adam Stanton

NORTH CAROLINA (8)

Apex..... Joseph Taylor
Jaden Winter
Charlotte..... Wesley Jones
Huntersville..... Dylan Koontz
Mount Pleasant..... Hunter Sloop
Raleigh..... Alec DeMartino
Stallings..... AJ Camp
Wilmington..... Spencer Nolan

NEW YORK (1)

Huntington..... Drew Munn

PENNSYLVANIA (1)

Ivyland..... Eddie Copper

SOUTH CAROLINA (1)

Lexington..... Todd Hudson

TENNESSEE (2)

Knoxville..... Adam Baker
Andrew Kribbs

TEXAS (2)

Flower Mound..... Jacob Gholston
Mission..... Juan Rivera

VIRGINIA (1)

Virginia Beach..... Johnny Sutryk

CANADA (1)

St. Malo, Manitoba..... Cody Gunderson





HEAD COACH ROBERT WOODARD

#33

7TH SEASON • NORTH CAROLINA '07

On July 1, 2019, Robert Woodard returned home to the Queen City as the fifth Head Coach of the Charlotte 49ers Baseball program. He does so coming off of being an assistant coach at his alma mater, North Carolina, for three seasons. Woodard, a Charlotte native, has also served as pitching coach at UNCW and Virginia Tech.

Woodard led the 49ers to 36 wins in 2025, tying for the eighth-most wins in a single season in program history and just the 10th time reaching that mark, with four of those seasons coming in Woodard's first six campaigns leading the 9 Across The Chest. Charlotte rattled off 10 wins in a row to finish out the regular season and start the American Athletic Conference Championships, tying for the third-longest winning streak in team history and just the sixth time the Green and White have had a double-digit winning streak. Also serving as the team's pitching coach, Woodard helped the Niners post their fifth consecutive season crossing the 500 strikeout mark on the mound with 576 punchouts in 2025, finishing second in team history behind the record of 619 in 2023. That led to a K/9 of 10.22 for the second-best strikeout rate the Niners have ever had and just the second year with a K/9 in double digits. Charlotte's pitching staff limited opponents to batting just .239 for the third-lowest opponent batting average in team history while the team only threw 23 wild pitches - also the third-best mark in program history. The Niners led The American in all of those categories, as well as WHIP (.131), ERA (4.40), K/BB ratio (2.72), and FIP (3.98) - ranking in the top 30 of the country in all of those metrics. Charlotte also had its best fielding team in program history, only committing 32 errors for a .984 fielding percentage, setting program benchmarks in both categories while leading the country in both heading into the NCAA Regional Weekend. The Niners threw 24 runners out trying to steal to sit 15th in the nation and finished fifth in the country in FwRAA and sixth in PBWPwRAA while leading The American in each of those fielding categories. Charlotte's .984 fielding percentage at the end of the year makes the 2025 edition of the Diamond Niners one of only 16 teams since Division I baseball started tracking official stats in 1957 to finish a season with a .984 fielding percentage or better.

The 2024 Charlotte baseball team posted its fourth consecutive season with 500+ strikeouts as the team's pitching staff collected 572 Ks for the second-most in a single season. Only playing 58 games, that led to a program record for K/9 with an average of 10.45 strikeouts per nine innings - the only season in program history with a 10+ K/9. AJ Wilson was a key to the pitching staff's success as the reliever finished the season with an individual K/9 of 13.04 to top Charlotte's individual single-season list. Spencer Nolan also tapped an individual single-season list as well after he finished the year with a perfect fielding percentage in 151 chances, becoming the fifth player in program history to not make an error in at least 150 chances. The 2024 squad also featured late comebacks for the first time since 2021, with the Niners winning four games when trailing after seven innings and two when trailing in the eighth or later, including a go-ahead grand slam from Carson Bayne in the top of the ninth to beat No. 9 East Carolina and three consecutive solo home runs to walk-off Memphis at home. The Niners' win over CLT made it two consecutive seasons with wins over a top-10 team and five such victories in the past two seasons.

In his fourth season donning the 9 Across The Chest, Woodard guided Charlotte to one of its best seasons in program history. The Niners won 36 games to make it three consecutive seasons with 35+ wins and picked up the first Conference USA Tournament Championship in program history. CLT made a Regional for the second time in three years under Woodard and reached the Regional Final for just the second time in program history after eliminating No. 3-ranked Clemson in an elimination game - tied for the highest-ranked opponent the Niners have ever beaten and the first site host CLT has ever taken down in a Regional. Charlotte won seven consecutive elimination games with its back against the wall, rattling off five wins in four days to take home the C-USA Tournament Title after losing the first game and then eliminated Lipscomb and Clemson in the Regional after losing the opener to Tennessee. The Green and White became just the third C-USA school and first since TCU in 2004 to win the tournament championship after losing their first game and having to play their way out of the loser's bracket. Charlotte's 2023 team set a program record with 64 games played and record five shutouts to tie for the sixth-most shutouts in a single season in program history. The Niners hit 103 home runs to cross the century mark for just the second time in program history and drew 356 walks for the second consecutive season with at least 356 free passes taken. Charlotte's pitching staff in 2023 was quite adept at striking the other team out, setting team single-season records for strikeouts (619), strikeouts looking (189), and strikeouts per nine innings (9.96) while also holding opponents the fourth-lowest opponent batting average allowed (.246). Showing how well-rounded the team was, the 2023 squad also set a program record for highest fielding percentage (.979), most putouts (1,678), and fewest passed balls (2), while recording the fourth-fewest errors (47) and turning the 10th-most double plays (43). Also in 2023, Woodard became the fastest coach in program history to win their 100th game leading the Niners after he reached the century mark in game No. 166 in a doubleheader against then-No. 24 UTSA at Hayes Stadium. Cam Fisher received All-America citations in 2023 under Woodard's leadership as well, giving Charlotte All-Americans in three consecutive years for the first time in program history.

Woodard led Charlotte to a 36-22 mark in 2022 and had the Niners ranked No. 23 by Baseball America after taking a series at No. 18 Old Dominion the week before. CLT set multiple program records during the 2022 campaign, including the most walks any Green and White squad has ever drawn with 371 - the fourth-most in all of Division I collegiate baseball that year. Five different Niners took home C-USA Player of the Week Awards for the most Charlotte has won in a single season from the conference, and David McCabe became the first CLT hitter to take home an NCBWA Co-Hitter of the Week award. He won the award after a week that saw him hit six home runs in five games, including three

WOODARD'S COACHING RECORD

Year	Team	GC	W	L	Pct.	Conference	GC	W	L	Pct.	Finish
2020	Charlotte	17	9	8	.529	Conference USA	-	-	-	-	-
2021	Charlotte	61	40	21	.656	Conference USA	32	24	8	.750	1st
2022	Charlotte	58	36	22	.621	Conference USA	30	17	13	.567	7th
2023	Charlotte	64	36	28	.562	Conference USA	29	17	12	.586	3rd
2024	Charlotte	58	24	34	.414	American	27	12	15	.444	7th
2025	Charlotte	58	36	22	.621	American	27	18	9	.667	2nd
2026	Charlotte	52	26	26	.500	American	24	10	14	.417	-
Totals	Charlotte Career	368	207	161	.563	American	78	40	38	.513	
		368	207	161	.563	Conference USA	88	55	33	.625	



Woodard holds the trophy after Charlotte's 2023 CUSA Tournament Title

in one game against Marshall to match the individual program record for home runs in a game. The Niners hit eight as a team in that game to set a new program record, with two of them being grand slams off the bat of Cam Fisher - also matching a program record for most RBIs in a single game with eight of them. Charlotte scored a total of 50 runs against the Thundering Herd that weekend, setting a new program record for the most runs scored in a three-game series and in a C-USA series. The 2022 season also saw the Niners hit 10 doubles against Western Illinois to set a new program record and the team took 17 walks at UTSA to match the most free passes in one game. Charlotte defeated Middle Tennessee, 22-0, in the Conference USA Tournament at the end of the year, setting a new conference record for the largest margin of victory in a tournament game. The Niners took home six Conference USA Awards at the end of the season, placing two players on each of the First Team (McCabe and Jack Dragum), Second Team (Fisher and Nate Furman) and Freshman Team (Fisher and Collin Kramer). Two Niners earned national honors after the season as well, with McCabe taking home NCBWA All-America Third Team honors and ABCA/Rawlings All-Region Second Team honors, and Cam Fisher earning Collegiate Baseball and Baseball America Second Team Freshman All-America citations - Charlotte's fifth player to earn Freshman All-America honors during Woodard's tenure.

In his first full season of 2021, Woodard guided the 49ers to a 40-win season, Conference USA Regular Season Championship and berth back into NCAA Postseason play for the first time since the 2011 season. The new year opened up with sweeps over Morehead State and William & Mary before a signature win over #14 Tennessee via 9-0 shutout that included dominance on the mound and a string of back-to-back-to-back homers. Starting March 20th in a 2-1, 10-inning win over Rhode Island in Uptown, the Niners would not put together a losing streak of three the rest of the year. After the series win over Rhode Island, the Niners opened up the brand new Atrium Health Ballpark in downtown Kannapolis with a 15-5 rout of in-state rival App State. Next came Conference USA play featuring four-game weekends for a 32-game slate. Charlotte opened by taking three-of-four at WKU before sweeping both Florida Atlantic and FIU to open up 11-1 in league play. After series wins over UTSA and #20 Old Dominion, the Niners returned to Chapel Hill and delivered a 4-1, 10-inning win in Woodard's return. The 49ers clinched the league's east division title with a series-opening 9-6 win at Rice on May 21st before clinch the out-right regular season title the next evening with a come-from-behind 6-4 win in game two of the DH. The first postseason berth sent the Niners to the NCAA Greenville Regional where they immediately picked up a 13-10 win over Maryland in

their return to June baseball on June 4th. Woodard, who took home C-USA's Keith LeClair Coach of the Year honors, also guided the Niners to 10 other postseason awards from the league starting with All-American Austin Knight winning the league's Player of the Year, Newcomer of the Year and All-Conference First Team honors. Bryce McGowan and Christian Lothes joined Knight on the first team while Will Butcher and Aaron McKeithan took home Second Team honors. Knight went on to become a First Team All-American selection by Collegiate Baseball and became a semifinalist in both the Golden Spikes Award and Dick Howser Trophy honors. Butcher and Lothes eventually took home Freshman All-American by Collegiate Baseball as well. Charlotte's 130 doubles on the year led the country up until the Super Regionals while appearing in the top-10 of hits and batting average throughout the year. On the pitching side, the staff strikeout total of 557 and 18 saves both set new school records during the record-setting season. The 49ers also tied a school-record with an 11-game win streak during the year and were ranked in the top-25 for the final 30 games of the regular season getting as high as #15 which also set a new school record for highest-ever ranking for the program.

In the shortened 2020 season, Woodard picked up his first victory with the Niners in dramatic fashion with a 5-4, 11-inning victory over VCU on February 15th. The first year skipper led the 49ers to nine wins in the 17-game season (shortened due to the COVID-19 Pandemic) that included a seven-game home win streak with a four-game sweep over UMBC and three-game sweep vs. St. John's. Dominic Pilolli and David McCabe became Freshman All-Americans by Collegiate Baseball in Woodard's inaugural season, the first 49er recipients since 2017. Woodard immediately set up new fan-friendly events off the field in his first season, which included a homecoming golf tournament, bringing back the fall world series and introducing the inaugural First Pitch Dinner. Introducing new, modern technology and training with the team was also a priority as the 49ers partnered with P3 out of St. Louis for superior baseball training based on each student-athlete's unique needs. Woodard also introduced Rapsodo and Blast Motion, both data-driven sports technology, for additional team improvements off the field.

Woodard began his coaching career with Carolina prior to the 2010 postseason. He then spent two full seasons as an assistant, during which the Tar Heels went 97-32 and advanced to the 2011 College World Series. Woodard's first stint as a full-time pitching coach came in 2013 at UNCW. The Seahawks finished the 2013 campaign 38-23 and 18-8 in the Colonial Athletic Association, advancing to the NCAA Charlottesville Regional. During the 2013 season, Seahawk pitchers posted a staff ERA of 3.95. Three UNCW hurlers earned all-conference honors, including CAA Pitcher of the Year Mat Batts. His recruiting efforts at UNCW helped set the stage for the Seahawks to make back-to-back regional appearances in 2015 and 2016. Following his one season in Wilmington, Woodard spent three seasons as the pitching coach at Virginia Tech before returning to UNC in 2016. He was promoted during his second year with the Hokies, rising to the top assistant position as well as being named recruiting coordinator. While in Blacksburg, Woodard mentored MLB Draft selections Brad Markey, Sean Keselica, Aaron McGarity and Packy Naughton. In the summer of 2016, Woodard was selected to be the roving pitching coordinator for the USA Baseball 18U National Team. While in that role, Woodard was responsible for evaluating each pitcher that participated in the Tournament of the Stars event and assisting in the selection of the pitching staff to participate in the National Team trials. The 18U National Team went on to win the gold medal at the Pan American Championships in Mexico. Woodard was also part of the USA Baseball 18U National Team Development Program in Chicago, Illinois.

After working with USA Baseball in 2016, Woodard was hired as the pitching coach of his alma mater. Woodard's return to Chapel Hill was a successful one as the Tar Heels finished 49-14 and won the ACC Coastal Division title outright. The team also established a new school record with 23 conference wins, and in doing so, won all 10 of their ACC regular season conference series. J.B. Bukauskas was named ACC Pitcher of the Year and was joined as a first-team All-American by redshirt freshman closer Josh Hiatt. Hiatt and fellow freshman Gianluca Dalatri were both consensus freshman All-Americans. Bukauskas, who went 9-1 with a 2.53 ERA and 116 strikeouts in 92.2 innings as a junior, was selected No. 15 overall by the Houston Astros in the 2017 MLB Draft. Following the 2017 season, while still recruiting for the Tar Heels, Woodard was a pitching coach for one of the four USA Baseball 18U teams assembled at the Tournament of Stars to compete for the opportunity to make the USA Baseball 18U National Team in the fall of 2017. Woodard and the Tar Heel pitching staff had another successful campaign during the 2018 season as they helped lead Carolina back to the College World Series with a 44-20 overall record. Winning its second consecutive ACC Coastal Championship and earning the No. 6 overall national seed, Carolina set a program record with 10 players selected in the 2018 MLB Draft, with six of those players being pitchers. In Woodard's final season as the Tar Heels pitching coach, the team finished with a 46-19 overall record (17-13 ACC). At the backend of the year, the Tar Heels rolled through the ACC Championship going 4-0 on the week to win the title, 9-1 over Georgia Tech. Upon doing so, the Tar Heels hosted the NCAA Tournament in Chapel Hill, both in the Regionals and Super Regionals. The 2019 MLB Draft saw five Tar Heel pitchers names called.

As a player, Woodard attended UNC after a standout prep career at Myers Park High School in Charlotte. He was part of a #1 nationally ranked recruiting class that featured future first round selections Andrew Miller, and Daniel Bard. Over four seasons in Chapel Hill, Woodard helped transform the UNC program into one of the most successful in all of college baseball. From 2004 to 2007, the Tar Heels won 195 games and advanced to back-to-back College World Series Finals in 2006 and 2007. Woodard was drafted in the 46th round of the 2006 MLB Draft by St. Louis but opted to return to school after his junior year. That decision paid off as Woodard went 11-2 as a senior and improved his stock by 26 rounds, going in the 20th round to San Diego. He finished 34-5 in his college career with a perfect 22-0 home record at Boshamer Stadium. He also left Carolina ranking among the top 10 in Atlantic Coast Conference history in victories and innings pitched. For his college career, he finished as the UNC all-time winningest pitcher in program history, while also posting a career record of 34-5 over four seasons as a Tar Heel. Woodard was a three-time All-ACC performer and the 2006-07 recipient of the Patterson Medal, Carolina's highest athletic honor. He spent parts of three seasons in the Padres organization, rising to AAA Portland on two occasions and pitching with the MLB club in exhibition games in San Diego and Anaheim before retiring from professional baseball in 2010, to begin his coaching career.



TOBY BICKNELL
#10 ASSOCIATE HEAD COACH • RECRUITING COORDINATOR
 SEVENTH SEASON • WINGATE '02

Coach Toby Bicknell, Driveline Hitting Certified, enters his seventh season with the 49ers in 2026. Known for a tireless work ethic and passion for the game, Bicknell brings a wealth of experience with over 20 years of coaching that began in the Charlotte region.

Bicknell is the lead recruiter for the 49ers baseball teams and has been one of the best recruiters in the country, bringing in the No. 21-ranked transfer class of 2023 according to D1Baseball. That included the 39th-ranked JUCO transfer of 2023 in Brandon Stahlman and the No. 51-ranked Impact Transfer in Donye Evans. Ahead of the 2025 season, Bicknell was able to get the No. 29th-ranked JUCO pitcher, Andrew Kribbs, and the 21st-ranked JUCO bat, Cody Gunderson, to commit to the 9 Across The Chest.

Bicknell has guided the 49ers to a pair of Conference USA Championships and NCAA Regional appearances, including making an appearance in the Clemson Regional Final in 2023 - just the second regional final appearance in program history. Charlotte has taken down multiple top-10 teams with Bicknell on the staff, including wins over No. 3 Clemson in 2023 to eliminate the Tigers from their home regional, No. 4 South Carolina in Uptown and then again against USC in Columbia when the Gamecocks were ranked No. 9, No. 7 Coastal Carolina on the road, and No. 9 East Carolina at ECU in Charlotte's first season in the American Athletic Conference in 2024. He helped lead CLT to its first NCAA Regional appearance

in 10 years with an at-large berth in 2021 after a season-ending RPI ranking of 34th - the highest finish in program history.

He is also responsible for Charlotte's defensive positioning and has led some of the best defenses in program history. In the past four seasons, Charlotte's fielding percentage has ranked first (2023), fourth (2022), fifth (2021), and seventh (2024) and the team has committed the fourth (2023), fifth (2022), sixth (2021), and seventh (2024) fewest errors in a single season under his tutelage. Other benchmarks set in Bicknell's time in the Queen City include the second-most home runs in a single season (103 in 2023), the most strikeouts in a single season (619 in 2023), the best K/9 in program history (10.45 in 2024) and the most games played in one year in program history (64 in 2023).

Before the 2023 and 2024 seasons, Bicknell was named one of the 'Top 75 Assistant Coaches Athletic Directors Should Know when Looking for a Head Coach' by D1Baseball, showing how much respect he has throughout the collegiate baseball ranks.

Beginning in August 2016, Bicknell was the Texas Scouting Director for Prep Baseball Report, spearheading grass-roots state-wide scouting efforts. In a very short time, PBR Texas became the most trusted resource for amateur baseball scouting in the state. Before moving to Texas, Bicknell spent the 2016 season at the University of Kentucky as the recruiting coordinator for Head Coach Gary Henderson. Before Kentucky, Bicknell spent five seasons at The United States Air Force Academy. Three of Air Force's recruiting classes were ranked in the Top-100, coming in at No. 70 in 2013, No. 45 in 2015, and No. 56 in 2016. Prior to the Air Force Academy, Bicknell spent two seasons at Davidson where the 2009 team improved in eight offensive categories including home runs (30 to 66), doubles (89 to 122), runs (272 to 313), RBI (252 to 283), total bases (647 to 827), slugging (.375 to .468), on-base percentage and stolen bases (45 to 56). Davidson had five starters that batted over .300, three with double-digit home runs and four starters with double-digit doubles. Prior to Davidson, Bicknell was the volunteer assistant coach at Clemson, where he worked primarily with infielders and hitters along with coordinating summer camps. The Tigers compiled a 70-51-1 record during those two seasons and advanced to the NCAA Super Regional in 2007. Prior to Clemson, Bicknell spent two years as an assistant coach at UNC-Pembroke. The Braves posted a record of 63-47 in those two years, received a national ranking as high as seventh and posted back-to-back 30-win seasons for the first time in program history, while tying the school record for wins at 32. The 2006 team posted school records in seven offensive categories while having six of its starters hit .315 or better.

Bicknell has a combined 22 years of coaching, scouting, and recruiting experience from just about every level of baseball. He spent seven years coaching high school and travel baseball in the Charlotte area before moving to the collegiate level in the fall of 2004. In 2002, Bicknell started at third base for Wingate University. He earned a BA from Wingate in 2002, and an MA from UNC-Pembroke in 2006. Bicknell, a Charlotte native, graduated from Charlotte Christian School in 1997 where he lettered in both Football and Baseball.



WILL KAUFMAN
#16 ASSISTANT COACH • HITTING COORDINATOR
 FIRST SEASON • CALIFORNIA UNIVERSITY OF PENNSYLVANIA '13

Will Kaufman joined Charlotte Baseball in December of 2025 after previously serving as an assistant coach and recruiting coordinator with Bryant for two seasons.

Kaufman was Bryant's hitting coach, helping the Bulldogs lead the America East Conference in doubles, home runs, and scoring in each of his two seasons in Smithfield, Rhode Island. He oversaw the third .400-hitter in Bryant program history when Drew Wyers hit .407 in 2025, on the way to being named the America East Player of the Year. That was the back end of two consecutive America East Players of the Year for Bryant after Gavin Noriega took home the honor in 2024, making Bryant the first America East program to feature the Player of the Year in back-to-back seasons since 2014 and 2015.

Bryant's offense averaged 7.2 runs per game, 1.4 home runs per game, and 2.2 doubles per game in Kaufman's two seasons leading the Bulldogs' bats. The team hit a program-record 128 doubles in 2024, ranking in the top 15 in the country, and posted a top-75 slugging percentage in the country that year. The Bulldogs followed that up in 2025 with 117 doubles, good for 47th in the nation, and 77 home runs (55th nationally).

The team won 35+ games in each of his two seasons on staff and took home back-to-back America East Regular Season Championships.

Bryant completed the double in 2024 by winning the America East Tournament, giving the Bulldogs a berth in the NCAA Tournament at the Raleigh Regional - the program's first postseason appearance since 2016.

Kaufman joined Bryant after four seasons as the associate head coach at Erskine College in South Carolina. Working primarily with Erskine's hitters, catchers, and infielders and serving as the recruiting coordinator, the Fleet brought in four nationally-ranked recruiting classes and produced some of the nation's top offenses. Erskine hit 89 home runs in 2023 to rank fourth in all of Division II, including hitting 12 in one game to tie the NCAA record. In his four seasons at Erskine, he helped the Fleet rank in the top 10 of the country in stolen bases, doubles (twice), home runs, runs scored (twice), hits, triples, and walks at least once. Erskine had Dale Francis Jr. take home Conference Carolina Player of the Year honors in 2023 and was one of three ABCA/Rawlings All-Americans on that year's squad. The Fleet also had four players ink professional deals, including three signings with MLB organizations - the Los Angeles Dodgers, Los Angeles Angels, and Seattle Mariners.

Prior to Erskine, Kaufman spent two seasons at Penn, another team he helped turn into an offensive powerhouse. The Quakers led the Ivy League in a bevy of offensive categories in each of his two seasons in the City of Brotherly Love and set program records for runs scored, hits, doubles, RBIs, on base percentage, and OPS in 2019. The 2019 Quaker squad ended the year ranking second in the country in batting average (.334) and doubles per game (2.66), third in on base percentage (.422), runs per game (8.6), and triples per game (0.54), and seventh in slugging percentage (.497).

Kaufman joined Penn after two seasons at Division III Arcadia University, where he was the hitting and catching coach. He helped the Knights compile a 55-27-1 record in those two seasons, culminating in a program-record 33 wins and the first-ever MAC Commonwealth Championship in program history in 2017. In addition to setting a program record for wins, the 2017 Arcadia team set program records for runs per game, RBIs per game, hits, batting average, OPS, and doubles, while finishing with the second-most home runs in a single season in program history. The Knights had four players earn ABCA All-Region honors and saw the catching corps increase runners thrown out by 12% from the previous years under his tutelage.

Kaufman began his coaching career with one season as an assistant coach at Birmingham-Southern College in 2015 after a four-year playing career at California University of Pennsylvania. A four-year starter at catcher for the Vulcans, Kaufman posted a .240 batting average and a .985 fielding percentage in 121 games behind the plate. He was a three-time All-Academic Team selection and holds the program's record for career throw-out percentage and runners caught stealing.



TYLER SIMMONS

#42 | DIRECTOR OF PLAYER DEVELOPMENT • CATCHING COORDINATOR • DIRECTOR OF ON-CAMPUS RECRUITING
10TH SEASON • WINGATE '16

Tyler Simmons is in his 10th season with the 49ers in 2026. Working primarily with Charlotte's catchers, Simmons has helped produce two of the most prolific defensive catchers the team has ever had in Logan Poteet and Kaden Hopson. Poteet immediately made his presence behind the plate felt over the opening weekend of 2025 against Northeastern, throwing out all four Huskies that tried to steal on him over a doubleheader on Opening Day. That set the tone for one of the best seasons throwing out runners the Niners have had, with Poteet catching 22 runners trying to steal and the team throwing out 24 in total. Poteet's 22 tied for the fourth-most runners caught stealing in a single season and ranked in the top five nationally that year while the team's mark of 24 is the ninth-most runners thrown out trying to steal a base against the team in program history. Poteet and Cody Gunderson combined to only allow two passed balls and 23 wild pitches, tying for the fewest number of passed balls in a season and the third-fewest wild pitches, while helping the team set a program record for the best fielding percentage at .984.

In 2020, Simmons assisted in bringing modern technology to the Niners with the additions of P3 out of St. Louis, Rapsodo and Blast Motion. Simmons was a featured speaker at the 2020 ABCA Convention demonstrating how the 49ers use Rapsodo and Blast Motion hitting in today's tech world. The 49ers used those new forms of technology, including the implementation of high speed cameras, to improve in all facets both on and off the field. Simmons also became Driveline Hitting Certified in 2020.

From 2017-2019, Simmons served as the Volunteer Assistant and Catching Coordinator with the 49ers. In 2018, catcher Harris Yett was named a semifinalist for the prestigious Johnny Bench award for the nation's top catchers and again in 2019. Yett went on to be drafted by the Baltimore Orioles in the 32nd round of the 2019 MLB Draft. Along with Yett, Simmons has helped six Niners go onto to play at the next level.

Simmons has a plethora of responsibility with the team assisting in the implementation of technology into the program and work closely with the team's data and analytics staff. In addition to overseeing the team's development, Simmons also oversees the day-to-day operations of the program, equipment, travel and nutrition.

Simmons spent his playing career at Wingate University from 2011-2016. Simmons helped lead the Bulldogs to one South Atlantic Conference regular season championship and NCAA Regional berth in 2014 and a SAC tournament championship in 2015. During his time at Wingate, Simmons started behind the plate, DH and at first base.

Simmons received his Bachelor of Science from Wingate in the fall 2015 and went on to receive his Masters of Art in Sport Management in the summer of 2017. Simmons, a Charlotte native, graduated from Charlotte Christian High School in 2011 where he met his wife Celeste. Together they have one son, John Tyler (JT), born November 2021.



ERIC MCKIBBAN

DIRECTOR OF BASEBALL PERFORMANCE
SIXTH SEASON • EVANSVILLE '16

Eric McKibban is in his sixth season in Charlotte after joining the 49ers as the Director of Baseball Performance in February 2021. McKibban previously served as the Director of Strength & Conditioning at Premier Pitching. He began working with Premier Pitching in the winter of 2018 as an intern while finishing his degree at UCF and was promoted to a full-time role after graduation in May of 2019.

Working with both the baseball and softball programs at Charlotte, in 2023 the Niners were one of just 13 schools to have both their baseball and softball programs reach the Regional Finals in their respective sports and were the only non-Autonomy Five school to accomplish the feat. In four seasons working with Charlotte's baseball program, 11 players have been drafted and a total of 16 have joined a major league organization.

McKibban is certified through the National Strength and Conditioning Association as a Certified Strength & Conditioning Specialist (CSCS) and the National Sports Performance Association as a Certified Speed & Agility Coach (CSAC).

A native of Indianapolis, Indiana, McKibban played baseball at the University of Evansville from 2012-2016. He received his bachelor's degree in Exercise Science from the University of Evansville and went on to receive his master's degree in Kinesiology from the University of Central Florida from 2017-2019.



CAMERON HANSEN

#19 | PITCHING COORDINATOR • BASEBALL PERFORMANCE ASSISTANT
SECOND SEASON • CHARLOTTE '23

Cameron Hansen joined the Charlotte baseball coaching staff in the fall of 2024 after spending the last three seasons as a pitcher for the Niners.

Beginning as a Graduate Assistant, Hansen was elevated to the team's Pitching Coordinator and Baseball Performance Assistant ahead of the 2025 season. Hansen is in charge of the day-to-day routines of the 49ers' pitching staff while also assisting Director of Baseball Performance, Eric McKibban, in all aspects of the team's strength and performance training.

He made 50 appearances with 28 starts for the Green and White and won seven games while striking out 145 batters in 148.2 innings of work. A two-time College Sports Communicators Academic All-District Team selection, Hansen nearly had the second no-hitter in program history in 2023 when he took one into the ninth inning against UAB before ultimately giving up the first hit of the game with one out in the ninth.

Hansen received an undergraduate degree in Exercise Science from Charlotte and is pursuing a master's degree in Kinesiology.

SITUATIONAL RECORDS



	OVERALL	AMERICAN		OVERALL	AMERICAN
Overall	26-26	10-14	Leading After Six	22-2	8-1
Home	16-12	5-4	Leading After Seven	24-1	9-0
Road	9-13	5-10	Leading After Eight	18-1	7-0
Neutral	0-1	---	Trailing After Six	0-22	0-13
vs. Ranked Opp.	1-3	---	Trailing After Seven	1-25	0-14
Day Games	18-13	6-8	Trailing After Eight	0-21	0-12
Night Games	8-13	4-6	Tied After Six	4-2	2-0
vs Lefty Starter	5-7	2-4	Tied After Seven	1-0	1-0
vs Righty Starter	21-19	8-10	Tied After Eight	2-0	2-0
Scoring first	18-7	5-4	In Extra Innings	2-1	1-0
Opponent scores first	8-19	5-10	In Doubleheaders	1-1	---
Scoring in 1st Inning	11-6	5-1	In Game One of DH	1-0	---
Opponent Scores in 1st Inning	4-14	3-7	In Game Two of DH	0-1	---
Scoring 0-2 runs	0-10	0-6	On Mondays	---	---
Scoring 3-5 runs	3-12	1-7	On Tuesdays	5-6	---
Scoring 6-9 runs	8-3	3-1	On Wednesdays	1-2	---
Scoring 10-plus runs	15-1	6-0	On Thursdays	0-1	0-1
Opponent scores 0-2 runs	12-0	4-0	On Fridays	5-7	3-5
Opponent scores 3-5 runs	9-4	4-2	On Saturdays	6-8	2-6
Opponent scores 6-9 runs	5-12	2-7	On Sundays	9-2	5-2
Opponent scores 10-plus runs	0-10	0-5	In Series Openers	6-7	3-5
One run games	4-4	1-1	In Series Middle Games	5-7	2-6
Two run games	2-3	2-2	In Series Finales	9-4	5-3
Three-five run games	5-10	1-7	In Midweeks	6-8	---
Six-plus run games	15-9	6-4	In February	6-3	---
Double-Digit Hits	21-5	9-3	In March	12-7	3-3
Out-Hit Opponent	21-2	9-0	In April	2-14	2-10
Opponent Double-Digit Hits	7-17	3-11	In May	6-2	5-1
Out-Hit By Opponent	1-24	0-14	In June	---	---
Hits Are Tied	4-0	1-0	On Grass/Dirt	5-11	2-7
Zero Home Runs	6-8	2-4	On Turf	4-4	3-3
One Home Run	11-13	3-7	On Turf Infield/Grass Outfield	17-11	5-4
Multiple Home Runs	9-5	5-3	In First-Base Dugout	24-20	9-9
Opponent Zero Home Runs	16-9	6-5	In Third-Base Dugout	2-6	1-5
Opponent One Home Run	8-11	3-6	vs. RPI 1-25	1-2	---
Opponent Multiple Home Runs	2-6	1-3	vs. RPI 26-50	1-5	1-2
Zero Errors	13-6	3-3	vs. RPI 51-100	9-11	4-8
One Error	7-11	4-5	vs. RPI 101-150	9-4	4-2
Multiple Errors	5-9	2-6	vs. RPI 151-200	4-2	1-2
Opponent Zero Errors	11-11	7-5	vs. RPI 201-250	1-2	---
Opponent One Error	9-7	2-5	vs. RPI 250+	1-0	---
Opponent Multiple Errors	6-8	1-4	2025 Regional Teams	4-9	1-5
Starter Goes Six	4-1	1-0	2025 Super Regional Teams	1-3	1-2
Starter Goes Seven	2-0	1-0	2025 College World Series Teams	---	---
Starter Goes Eight	1-0	---	vs. ACC	1-4	---
Complete Games	1-0	1-0	vs. America East	1-0	---
Quality Starts	4-0	1-0	vs. ASUN	1-0	---
Opp. Starter Goes Six	0-7	0-4	vs. Big East	1-2	---
Opp. Starter Goes Seven	0-4	0-4	vs. Big South	2-1	---
Opp. Starter Goes Eight	---	---	vs. CAA	1-2	---
Opp. Complete Games	---	---	vs. Conference USA	0-1	---
Opp. Quality Starts	0-5	0-3	vs. Horizon League	3-0	---
CLT Throws Double-Digit Strikeouts	12-7	2-2	vs. SEC	1-0	---
CLT Issues Eight Walks	1-5	---	vs. SoCon	2-0	---
CLT Issues Nine Walks	1-2	---	vs. Sun Belt	2-0	---
CLT Issues 10-Plus Walks	1-1	---	vs. WCC	1-2	---
Opp. Throws Double-Digit Strikeouts	2-7	2-5	Games Broadcast on ESPN+	21-20	10-14
Opponent Issues Eight Walks	6-0	1-0	Games Broadcast on ACC Network Extra	0-1	---
Opponent Issues Nine Walks	3-0	1-0	Games Broadcast on YouTube	0-1	---
Opponent Issues 10-Plus Walks	2-0	---	Games Broadcast on FloCollege	1-0	---
			Games Broadcast on SEC Network+	1-0	---
			Games Broadcast on 49ers TV	0-2	---
			Games Broadcast on ACC Network	0-1	---
			Games with No Broadcast	3-1	---

GAME HIGHS AND THE LAST TIME...



INDIVIDUAL HIGHS, MOST RECENT IN CASE OF TIE

BATTING

AB - Adrian Jimenez.....	6 at UAB (May 8)
R - Spencer Nolan.....	4 at UAB (May 8)
H - Spencer Nolan.....	4 vs. Rice (April 11)
RBI - *Cale Stricklin.....	9 at Wichita State (March 21)*
2B - Alec DeMartino.....	2 at UTSA (April 19)
3B - Dylan Koontz.....	1 vs. Tulane (May 2)
HR - Alec DeMartino.....	2 at UAB (May 10)
BB - Dylan Koontz.....	3 vs. Gardner-Webb (May 12)
SB - Alec DeMartino.....	2 at East Carolina (April 3)

PITCHING

IP - Adam Stanton.....	8.0 vs. South Florida (March 29)
H - Adam Stanton.....	9 at UAB (May 9)
R - Adam Stanton.....	7 at UAB (May 9)
ER - Adam Stanton.....	7 at UAB (May 9)
BB - Hunter Sloop.....	6 vs. Campbell (May 5)
SO - Chayse Oxborrow.....	12 vs. #11 Virginia (March 3)

FIELDING

PO - Cale Stricklin.....	16 vs. San Diego (Feb. 13)
A - Spencer Nolan.....	8 vs. South Florida (March 28)

TEAM HIGHS

AT BATS:	47 at Wichita State (March 21)
RUNS SCORED:	20 at UAB (May 8)
HITS:	24 at Wichita State (March 21)
RBI:	19 at Wichita State (March 21)
DOUBLES:	7 vs. St. John's (March 15)
TRIPLES:	1, 8x, last vs. Tulane (May 2)
HOME RUNS:	6 at UAB (May 8)
RUNNERS LEFT ON BASE:	15 vs. St. John's (March 15)
BASES ON BALLS:	11, 2x, last at South Carolina (March 17)
STRIKEOUTS (BATTING):	13, 2x, last vs. Tulane (May 3)
STOLEN BASES:	3, 4x, last at UAB (May 10)
HIT BY PITCH:	4, 2x, last vs. St. John's (March 15)
STRIKEOUTS (PITCHING):	16, 2x, last vs. Wright State (Feb. 20)
WILD PITCHES:	4 at Wichita State (March 20)
DOUBLE PLAYS TURNED:	3, 2x, last at UTSA (April 19)
ASSISTS:	17 at UTSA (April 19)
ERRORS:	3, 3x, last at Liberty (April 28)

* - Program Record

THE LAST TIME...

A CHARLOTTE TEAM

Beat a ranked opponent.....	March 3, 2026; 14-0 vs. #11 Virginia (7 Inn.)
WON ON A WALK-OFF	MAY 12, 2026; 11-1 VS. GARDNER-WEBB (8 INN.)
Lost on a walk-off.....	April 29, 2025; 12-2 at Liberty (7 Inn.)
WON IN EXTRA INNINGS	MAY 10, 2026; 10-8 AT UAB (10 INN.)
Lost in extra innings.....	April 21, 2026; 5-4 vs. Campbell (10 Inn.)
Weekend series sweep.....	May 1-3, 2026 vs. Tulane (10-0 (7), 8-2, 6-3)
Was swept in a weekend series.....	April 10-12, 2026 vs. Rice (5-7, 2-6, 2-3)
SCORED 20 RUNS IN A GAME	MAY 8, 2026 AT UAB (20)
Allowed 20 runs in a game.....	March 21, 2015 at FIU (1-23, 7 Inn.)
HAD 15 HITS IN A GAME	MAY 8, 2026 AT UAB (18)
Had 20 hits in a game.....	March 21, 2026 at Wichita State (24)
Allowed 15 hits in a game.....	April 4, 2026 at East Carolina (16)
Allowed 20 hits in a game.....	Feb. 14, 2020 vs. VCU (20)
THREW 10 STRIKEOUTS IN A GAME	MAY 5, 2026 VS. CAMPBELL (10)
Threw 15+ strikeouts in a game.....	March 3, 2026 vs. #11 Virginia (15)
Struck out 10 times in a game.....	May 3, 2026 vs. Tulane (13)
Struck out 15+ times in a game.....	March 1, 2025 at #4 Arkansas (15)
Took 10 bases on balls in a game.....	March 17, 2026 at South Carolina (11)
Took 15+ bases on balls in a game.....	Feb. 28, 2023 vs. UNC Asheville (15)
Issued 10+ walks in a game.....	May 5, 2026 vs. Campbell (13)
HIT FIVE HR IN A GAME	MAY 8, 2026 AT UAB (6)
OVERCAME A ONE-RUN DEFICIT TO WIN	MAY 10, 2026 AT UAB (TRAILED 1-0 IN SECOND, WON 10-8 IN 10 INNINGS)
Overcame a two-run deficit to win.....	March 29, 2026 vs. South Florida (Trailed 2-0 in first, won 10-3)
Overcame a three-run deficit to win.....	April 19, 2024 vs. Memphis (Trailed 3-0 in second, won 6-4)
Overcame a four-run deficit to win.....	March 17, 2026 at South Carolina (Trailed 4-0 in third, won 11-8)
Overcame a five+ run deficit to win.....	Feb. 21, 2025 vs. Old Dominion (Trailed 7-1 in fourth, won 10-9 in 11 Inn.)
Blew a one-run lead.....	April 3, 2026 at East Carolina (Led 1-0 in first, lost 12-9)
Blew a two-run lead.....	April 28, 2026 at Liberty (Led 2-0 in first, lost 12-2 in 7 Innings)
Blew a three-run lead.....	April 17, 2026 at UTSA (Led 5-2 in second, lost 11-5)
Blew a four-run lead.....	March 14, 2025 at UNCW (Led 4-0 in fifth, lost 11-4)
Blew a five+ run lead.....	April 3, 2026 at East Carolina (Led 7-2 in fifth, lost 12-9)
Shutout an opponent.....	May 1, 2026 vs. Tulane (10-0, 7 Inn.)
Had back-to-back shutouts.....	April 22-25, 2025 (7-0 vs. Kennesaw State, 3-0 vs. FAU)
Was shutout in a game.....	May 2, 2025 at Rice (2-0)
Turned three double plays in a game.....	April 19, 2026 at UTSA
Stole five bases in a game.....	March 12, 2024 vs. Winthrop (10)

A CHARLOTTE PLAYER

Had seven at-bats in a game.....	*May 14 (Finished on 5-15), 2022; Austin Knight at FAU*
Had four hits in a game.....	April 11, 2026; Spencer Nolan vs. Rice
Had five+ hits in a game.....	May 21, 2024; Carson Bayne vs. UTSA, AAC Championships (5)
Walked four+ times in a game.....	May 6, 2025; Chandler Riley vs. High Point (4)
HAD FIVE+ RBIS IN A GAME	MAY 12, 2026; TODD HUDSON VS. GARDNER-WEBB (5)
HIT MULTIPLE HR IN A GAME	MAY 10, 2026; ALEC DEMARTINO AT UAB (2)
HIT A GRAND SLAM	MAY 12, 2026; TODD HUDSON VS. GARDNER-WEBB
Hit an inside-the-park home run.....	March 16, 2013; Nick Daddio vs. Siena
Scored five runs in a game.....	March 15, 2024; Thad Ector vs. UNCW
Stole three bases in a game.....	March 16, 2018; Drew Ober vs. FIU
Hit for the cycle.....	April 11, 2009; Ryan Rivers vs. George Washington, G1
Single in the 2nd, Triple in the 5th, Double in the 7th, Home Run in the 7th	Golden Sombbrero..... May 3, 2026; Dylan Koontz vs. Tulane
Threw 10 strikeouts in a game.....	March 8, 2026; Chase Carson vs. Western Carolina (12)
Threw a complete game.....	May 1, 2025; Ryan Combs vs. Tulane (7.0 IP, 0 R, 0 ER, 3 H, 9 K, 1 BB)
Threw a complete game shutout.....	May 1, 2026; Ryan Combs vs. Tulane (7.0 IP, 0 R, 0 ER, 3 H, 9 K, 1 BB)
Threw a no-hitter.....	March 7, 2025; Blake Gillespie vs. James Madison (9.0 IP, 0 R, 0 ER, 0 H, 11 K, 1 BB)

* - Program Record

BOLD - HAPPENED LAST WEEK

STREAKS AND SUCH



HITTING STREAKS (MIN. 5 GAMES)

PLAYER	GAMES	DATES
Cody Gunderson	17	4/12-
Alec DeMartino	8	5/1-
Dawson Bryce	16	2/22-3/21
Todd Hudson	12	3/1-3/18
Spencer Nolan	9	2/14-3/3
Cody Gunderson	8	3/10-3/21
Dylan Koontz	8	3/18-3/29
Todd Hudson	8	3/22-4/4
Alec DeMartino	8	3/24-4/7
Cody Gunderson	7	2/13-2/22
Spencer Nolan	7	3/6-3/15
Spencer Nolan	7	3/24-4/4
Adrian Jimenez	7	4/21-5/2
Todd Hudson	7	4/26-5/8
Alec DeMartino	6	2/21-3/3
Dylan Koontz	6	2/22-3/4
Robert Nedry	6	3/1-3/8
Alec DeMartino	6	3/7-3/15
Cale Stricklin	6	4/7-4/21
Robert Nedry	5	2/14-2/21
Adrian Jimenez	5	2/28-3/6
Johnny Sutryk	5	3/29-4/7
Alec DeMartino	5	4/14-4/26
Robert Nedry	5	4/19-4/26
Dylan Koontz	5	4/25-5/2

REACHED BASE STREAKS (MIN. 5 GAMES)

PLAYER	GAMES	DATES
Cody Gunderson	23	4/3-
Cale Stricklin	10	4/25-
Alec DeMartino	8	5/1-
Alec DeMartino	23	2/13-3/21
Dawson Bryce	22	2/13-3/21
Adrian Jimenez	19	2/25-3/27
Todd Hudson	16	2/21-3/18
Robert Nedry	15	2/13-3/8
Dylan Koontz	15	3/7-3/29
Todd Hudson	15	3/21-4/17
Cody Gunderson	14	2/13-3/7
Adrian Jimenez	14	4/12-5/8
Cody Gunderson	13	3/10-3/29
Spencer Nolan	11	3/6-3/21
Todd Hudson	11	4/19-5/8
Dylan Koontz	11	4/19-5/8
Alec DeMartino	10	3/22-4/11
Spencer Nolan	9	2/14-3/3
Robert Nedry	9	3/14-3/27
Robert Nedry	9	4/19-5/3
Dylan Koontz	8	2/20-3/4
Cale Stricklin	7	2/13-2/22
Spencer Nolan	7	3/22-4/4
Cale Stricklin	6	4/7-4/21
Alec DeMartino	6	4/12-4/26
Robert Nedry	5	3/29-4/7
Johnny Sutryk	5	3/29-4/7
Spencer Nolan	5	4/11-4/18
Aaron Orozco	5	4/12-4/19

MULTIPLE-HIT GAMES

PLAYER	TOTAL 5-HIT+	4-HIT	3-HIT	2-HIT	LAST
SPENCER NOLAN	21	-	2	5	14
TODD HUDSON	20	-	-	5	15
ALEC DEMARTINO	18	-	1	5	12
CODY GUNDERSON	18	-	1	4	13
ADRIAN JIMENEZ	16	-	1	1	14
ROBERT NEDRY	16	-	-	4	12
DYLAN KOONTZ	14	-	1	4	9
Cale Stricklin	14	-	1	1	12
DAWSON BRYCE	10	-	-	2	8
Johnny Sutryk	2	-	-	-	2
Aaron Orozco	2	-	-	-	2

LAST
MAY 8 AT UAB [3]
MAY 10 AT UAB [2]
MAY 12 vs. GARDNER-WEBB [2]
MAY 9 AT UAB [2]
MAY 8 AT UAB [3]
MAY 8 AT UAB [3]
MAY 8 AT UAB [2]
 May 2 vs. Tulane [2]
MAY 12 vs. GARDNER-WEBB [2]
 March 29 vs. South Florida [2]
 April 18 at UTSA [2]

BOLD - HAPPENED IN THE LAST WEEK

MULTIPLE-RBI GAMES

PLAYER	TOTAL 5-RBI+	4-RBI	3-RBI	2-RBI	LAST
DYLAN KOONTZ	14	1	4	3	6
ALEC DEMARTINO	12	1	2	3	6
TODD HUDSON	12	1	1	1	9
DAWSON BRYCE	9	-	-	1	8
CODY GUNDERSON	8	-	1	1	6
CALE STRICKLIN	6	1	1	2	2
ROBERT NEDRY	6	1	-	1	4
Spencer Nolan	6	-	-	-	6
ADRIAN JIMENEZ	5	-	1	-	4
Johnny Sutryk	3	-	-	1	2
Aaron Orozco	2	-	-	1	1

LAST
MAY 10 AT UAB [2]
MAY 12 vs. GARDNER-WEBB [4]
MAY 12 vs. GARDNER-WEBB [5]
MAY 9 AT UAB [2]
MAY 8 AT UAB [2]
MAY 8 AT UAB [3]
MAY 8 AT UAB [5]
 May 3 vs. Tulane [2]
MAY 8 AT UAB [4]
 April 7 at #5 North Carolina [2]
 April 25 at Florida Atlantic [3]

BOLD - HAPPENED IN THE LAST WEEK

STARTERS SUMMARY

POSITION													BATTING ORDER								
NO.	PLAYER	GS	P	C	1B	2B	3B	SS	LF	CF	RF	DH	1ST	2ND	3RD	4TH	5TH	6TH	7TH	8TH	9TH
23	Spencer Nolan	52	-	-	1	15	-	-	-	-	36	-	37	-	-	-	-	3	7	1	4
22	Cody Gunderson	52	-	-	42	-	9	-	-	-	-	1	-	-	34	13	1	4	-	-	-
8	Robert Nedry	52	-	-	-	31	21	-	-	-	-	-	2	7	-	-	-	16	13	11	3
3	Adrian Jimenez	51	-	-	-	3	19	29	-	-	-	-	6	2	1	-	-	5	8	27	2
9	Alec DeMartino	50	-	-	-	-	-	-	-	-	50	-	1	-	9	2	30	8	-	-	-
20	Dylan Koontz	50	-	-	9	-	-	-	-	-	-	41	1	-	-	36	11	1	1	-	-
13	Cale Stricklin	47	-	45	-	-	-	-	-	-	-	2	-	-	-	-	5	13	16	3	10
27	Todd Hudson	46	-	-	-	-	-	-	46	-	-	-	2	30	-	-	1	2	4	-	7
18	Dawson Bryce	26	-	-	-	-	3	23	-	-	-	-	-	13	8	1	1	-	1	1	1
6	Johnny Sutryk	21	-	-	-	-	-	-	1	16	2	2	1	-	-	-	-	-	1	1	18
40	Aaron Orozco	9	-	7	-	-	-	-	-	-	-	2	-	-	-	-	-	-	-	7	2
1	Carson Bayne	5	-	-	-	-	-	-	5	-	-	-	1	-	-	-	3	-	1	-	-
2	Juan Rivera	5	-	-	-	3	-	-	-	-	-	-	1	-	-	-	-	-	-	1	3
44	Walker Morgan	2	-	-	-	-	-	-	-	-	-	2	-	-	-	-	-	-	-	-	2
30	Eddie Copper	13	13	-	-	-	-	-	-	-	-	-	-	-	-	-	-	-	-	-	-
32	Drew Munn	9	9	-	-	-	-	-	-	-	-	-	-	-	-	-	-	-	-	-	-
34	Chayse Oxborrow	7	7	-	-	-	-	-	-	-	-	-	-	-	-	-	-	-	-	-	-
17	Wesley Jones	7	7	-	-	-	-	-	-	-	-	-	-	-	-	-	-	-	-	-	-
28	Ryan Combs	5	5	-	-	-	-	-	-	-	-	-	-	-	-	-	-	-	-	-	-
35	Andrew Kribbs	3	3	-	-	-	-	-	-	-	-	-	-	-	-	-	-	-	-	-	-
36	Adam Baker	2	2	-	-	-	-	-	-	-	-	-	-	-	-	-	-	-	-	-	-
25	Jaden Winter	2	2	-	-	-	-	-	-	-	-	-	-	-	-	-	-	-	-	-	-
12	Chase Carson	1	1	-	-	-	-	-	-	-	-	-	-	-	-	-	-	-	-	-	-
29	Joseph Taylor	1	1	-	-	-	-	-	-	-	-	-	-	-	-	-	-	-	-	-	-
45	Sebastian Perez	1	1	-	-	-	-	-	-	-	-	-	-	-	-	-	-	-	-	-	-
44	Walker Morgan	1	1	-	-	-	-	-	-	-	-	-	-	-	-	-	-	-	-	-	-

SCORE BY INNING

	1	2	3	4	5	6	7	8	9	10	11	12	13	14	15	TOTAL
CHARLOTTE	40	44	45	41	58	39	46	25	17	3	-	-	-	-	-	358
OPPONENTS	56	43	37	31	27	47	25	28	18	1	-	-	-	-	-	313

UNIFORM TRACKER



DAY	DATE	OPPONENT	SCORE	CAP	REC.	JERSEY	REC.	PANTS	REC.	COMBO RECORD
Fri.	Feb. 13	San Diego	L, 4-7	Green/Gold Bill	0-1	Green Script	0-1	Green	0-1	0-1
Sat.	Feb. 14	San Diego (G1) San Diego (G2)	W, 13-0 (7) L, 4-14	All Green All Green	1-0 1-1	White Pinstripe White Pinstripe	1-0 1-1	White Pinstripe White Pinstripe	1-0 1-1	1-0 1-1
Tue.	Feb 17	at #15 Clemson	L, 1-11 (7)	Green/Gold Bill	0-2	Green Script	0-2	White	0-1	0-1
Fri.	Feb 20	Wright State	W, 10-3	All Green	2-1	White Pinstripe	2-1	White Pinstripe	2-1	2-1
Sat.	Feb 21	Wright State	W, 5-4 (10)	Green/Gold Bill	1-2	Green Script	1-2	Green	1-1	1-1
Sun.	Feb 22	Wright State	W, 9-2	White/Green Bill	1-0	White	1-0	White	1-1	1-0
Wed.	Feb. 25	Maine	W, 9-4	All Green	3-1	White Pinstripe	3-1	White Pinstripe	3-1	3-1
Fri.	Feb 27	at Old Dominion	CANCELED							
Sat.	Feb 28	at Old Dominion	W, 13-0 (7)	Green/Gold Bill	2-2	Green Script	2-2	Green	2-1	2-1
Sun.	March 1	at Old Dominion	W, 7-6	All Green	4-1	Cream	1-0	Cream	1-0	1-0
Tue.	March 3	#11 Virginia	W, 14-0 (7)	All Green	5-1	White Pinstripe	4-1	White Pinstripe	4-1	4-1
Wed.	March 4	vs. #11 Virginia +	L, 1-8	White/Green Bill	1-1	Green Script	2-3	White	1-2	0-1
Fri.	March 6	Radford	W, 7-1	All Green	6-1	White Pinstripe	5-1	White Pinstripe	5-1	5-1
Sat.	March 7	Western Carolina	W, 4-0	Green/Gold Bill	3-2	Green Script	3-3	Green	3-1	3-1
Sun.	March 8	Western Carolina	W, 7-4	White/Green Bill	2-1	White	2-0	White	2-2	2-0
Tue.	March 10	at Campbell	W, 13-5	All Green	7-1	Gray	1-0	Gray	1-0	1-0
Fri.	March 13	St. John's	L, 6-8	All Green	7-2	White Pinstripe	5-2	White Pinstripe	5-2	5-2
Sat.	March 14	St. John's	L, 2-3	Green/Gold Bill	3-3	Green Script	2-4	Green	3-2	3-2
Sun.	March 15	St. John's	W, 10-9	Green/Gold Bill	4-3	White	3-0	White	3-2	1-0
Tue.	March 17	at South Carolina	W, 11-8	Green/Gold Bill	5-3	Green Script	4-4	Green	4-2	4-2
Wed.	March 18	USC Upstate	L, 10-11	All Green	7-3	White Pinstripe	5-3	White Pinstripe	5-3	5-3
Fri.	March 20	at Wichita State *	L, 3-8	All Green	7-4	Gray	1-1	Gray	1-1	1-1
Sat.	March 21	at Wichita State *	W, 19-6	Green/Gold Bill	6-3	Green Script	5-4	Green	5-2	5-2
Sun.	March 22	at Wichita State *	L, 2-7	All Green	7-5	Cream	1-1	Cream	1-1	1-1
Tue.	March 24	Queens	W, 11-1 (7)	Green/Gold Bill	7-3	Green Script	6-4	White	4-2	1-1
Fri.	March 27	South Florida *	W, 11-2	All Green	8-5	White Pinstripe	6-3	White Pinstripe	6-3	6-3
Sat.	March 28	South Florida *	L, 5-9	Green/Gold Bill	7-4	Green Script	6-5	Green	5-3	5-3
Sun.	March 29	South Florida *	W, 10-3	Green/Gold Bill	8-4	White	4-0	White	5-2	2-0
Thu.	April 2	at East Carolina *	L, 2-12 (7)	All Green	8-6	Gray	1-2	Gray	1-2	1-2
Fri.	April 3	at East Carolina *	L, 9-12	Green/Gold Bill	8-5	Green Script	6-6	Green	5-4	5-4
Sat.	April 4	at East Carolina *	L, 5-15 (7)	All Green	8-7	Cream	1-2	Cream	1-2	1-2
Tue.	April 7	at #5 North Carolina	L, 4-8	Green/Gold Bill	8-6	Green Script	6-7	White	5-3	1-2
Fri.	April 10	Rice *	L, 5-7	All Green	8-8	White Pinstripe	6-4	White Pinstripe	6-4	6-4
Sat.	April 11	Rice *	L, 2-6	Green/Gold Bill	8-7	Green Script	6-8	Green	5-5	5-5
Sun.	April 12	Rice *	L, 2-3	White/Green Bill	2-2	White	4-1	White	5-4	2-1
Tue.	April 14	Clemson &	L, 3-7	All Green	8-9	White Pinstripe	6-5	White Pinstripe	6-5	6-5
Fri.	April 17	at UTSA *	L, 5-11	All Green	8-10	Gray	1-3	Gray	1-3	1-3
Sat.	April 18	at UTSA *	L, 3-8	Green/Gold Bill	8-8	Green Script	6-9	Green	5-6	5-6
Sun.	April 19	at UTSA *	W, 7-5	All Green	9-10	Cream	2-2	Cream	2-2	2-2
Tue.	April 21	Campbell	L, 4-5 (10)	Green/Gold Bill	8-9	Green Script	6-10	White Pinstripe	6-6	0-1
Fri.	April 24	at Florida Atlantic *	L, 1-3	All Green	9-11	Gray	1-4	Gray	1-4	1-4
Sat.	April 25	at Florida Atlantic *	L, 4-9	Green/Gold Bill	8-10	Green Script	6-11	Green	5-7	5-7
Sun.	April 26	at Florida Atlantic *	W, 5-4	All Green	10-11	Cream	3-2	Cream	3-2	3-2
Tue.	April 28	at Liberty	L, 2-12 (7)	Green/Gold Bill	8-11	Green Script	6-12	Cream	3-3	0-1
Fri.	May 1	Tulane *	W, 10-0 (7)	All Green	11-11	Cream	4-2	Cream	4-3	4-2
Sat.	May 2	Tulane *	W, 8-2	All Green	12-11	Cream	5-2	Cream	5-3	5-2
Sun.	May 3	Tulane *	W, 6-3	All Green	13-11	Cream	6-2	Cream	6-3	6-2
Tue.	May 5	Campbell	L, 7-15	All Green	13-12	Cream	6-3	Cream	6-4	6-3
Fri.	May 8	at UAB *	W, 20-2 (7)	Green/Gold Bill	9-11	Green Script	7-12	Green	6-7	6-7
Sat.	May 9	at UAB *	L, 2-11	All Green	13-13	Cream	6-4	Cream	6-5	6-4
Sun.	May 10	at UAB *	W, 10-8 (10)	Green/Gold Bill	10-11	Green Script	8-12	Green	7-7	7-7
Tue.	May 12	Gardner-Webb	W, 11-1 (8)	Green/Gold Bill	11-11	Green Script	9-12	Green	8-7	8-7
Thu.	May 14	Memphis *								
Fri.	May 15	Memphis *								
Sat.	May 16	Memphis *								

* American Athletic Conference Game

+ Played at Atrium Health Ballpark (Kannapolis, N.C.)

& Played at Trust Field (Uptown Charlotte, N.C.)

62 HOME RUNS HIT

DAY	DATE	OPPONENT	PLAYER [#]	R/L	INNING	RUNNERS ON	COUNT	OUTS	LOCATION	SCORE
Fri.	Feb. 13	San Diego	<u>Cody Gunderson [1]</u>	RHP	1st	1st	1-2	2	Left-Center Field	2-3
Fri.	Feb. 13	San Diego	Cody Gunderson [2]	RHP	8th	None	2-1	2	Left-Center Field	4-7
Sat.	Feb. 14	San Diego, G1	<u>Dylan Koontz [1]!</u>	RHP	7th	1st, 2nd, 3rd	1-1	1	Right-Center Field	13-0
Tue.	Feb. 17	at #15 Clemson	<u>Spencer Nolan [1] *</u>	RHP	7th	None	3-2	0	Left Field	1-11
Fri.	Feb. 20	Wright State	Cody Gunderson [3]	RHP	1st	1st	1-0	1	Left Field	2-0
Sat.	Feb. 21	Wright State	<u>Robert Nedry [1]</u>	LHP	3rd	None	0-2	1	Center Field	1-2
Sun.	Feb. 22	Wright State	<u>Dawson Bryce [1] #</u>	RHP	1st	2nd	3-0	0	Right Field	2-0
Sun.	Feb. 22	Wright State	Cody Gunderson [4] #	RHP	1st	None	2-1	0	Left-Center Field	3-0
Sun.	Feb. 22	Wright State	<u>Alec DeMartino [1]</u>	RHP	7th	None	0-0	1	Center Field	9-2
Sat.	Feb. 28	at Old Dominion	Dylan Koontz [2]	RHP	3rd	1st, 3rd	1-2	1	Right-Field Line	4-0
Tue.	March 3	#11 Virginia	Dylan Koontz [3]	RHP	2nd	1st, 2nd, 3rd	0-1	2	Left-Center Field	7-0
Tue.	March 3	#11 Virginia	Dawson Bryce [2] *	RHP	5th	None	1-0	0	Right Field	12-0
Fri.	March 6	Radford	<u>Todd Hudson [1]</u>	LHP	6th	3rd	2-1	2	Left-Field Line	4-1
Sun.	March 8	Western Carolina	<u>Adrian Jimenez [1]</u>	LHP	4th	1st	1-2	0	Left-Field Line	5-0
Tue.	March 10	at Campbell	Alec DeMartino [2]	RHP	1st	1st, 2nd, 3rd	0-1	1	Left-Center Field	5-0
Tue.	March 10	at Campbell	Alec DeMartino [3]	RHP	4th	2nd, 3rd	1-0	2	Left Field	11-0
Sat.	March 14	St. John's	DAWSON BRYCE [3] *	LHP	2nd	None	0-1	0	Left Field	1-2
Tue.	March 17	at South Carolina	Todd Hudson [2]	RHP	5th	1st, 2nd, 3rd	0-0	2	Left-Center Field	9-5
Wed.	March 18	USC Upstate	Dylan Koontz [4]	RHP	1st	3rd	2-0	2	Right Field	2-3
Wed.	March 18	USC Upstate	Todd Hudson [3]	RHP	2nd	2nd	1-2	2	Right Field	6-3
Fri.	March 20	Wichita State	Alec DeMartino [4]	RHP	8th	None	2-0	1	Left Field	3-8
Sat.	March 21	at Wichita State	Dylan Koontz [5]	RHP	5th	1st, 2nd	3-1	2	Center Field	4-4
Sat.	March 21	at Wichita State	Dylan Koontz [6]	LHP	7th	1st	0-0	0	Center Field	8-5
Sat.	March 21	at Wichita State	<u>Cale Stricklin [1]</u>	RHP	7th	1st, 2nd, 3rd	0-0	1	Left Field	12-5
Sat.	March 21	at Wichita State	Robert Nedry [2] *	LHP	9th	None	1-2	0	Right Field	13-6
Sat.	March 21	at Wichita State	Cale Stricklin [2]	LHP	9th	1st	1-0	1	Left Field	15-6
Tue.	March 24	Queens	TODD HUDSON [4]	RHP	5th	1st	1-1	2	Right-Center Field	11-1
Fri.	March 27	South Florida	Cody Gunderson [5]	LHP	1st	1st	0-0	1	Left-Center Field	2-0
Fri.	March 27	South Florida	<u>Johnny Sutryk [1]</u>	LHP	4th	3rd	0-1	2	Center Field	6-0
Fri.	March 27	South Florida	Dylan Koontz [7]	RHP	8th	2nd	0-1	2	Left Field	11-2
Sat.	March 28	South Florida	Dylan Koontz [8] *	RHP	4th	None	3-1	0	Right-Center Field	1-7
Sat.	March 28	South Florida	Todd Hudson [5]	RHP	5th	None	0-0	2	Right Field	3-7
Sun.	March 29	South Florida	Cody Gunderson [6] *	RHP	6th	None	0-1	1	Left Field	7-3
Thu.	April 2	at East Carolina	Alec DeMartino [5] *	LHP	2nd	None	1-2	0	Right-Field Line	1-0
Fri.	April 3	at East Carolina	Cale Stricklin [3]	LHP	2nd	1st	2-0	0	Right-Center Field	3-2
Fri.	April 3	at East Carolina	Johnny Sutryk [2]	LHP	3rd	2nd, 3rd	1-0	1	Right Field	7-2
Fri.	April 3	at East Carolina	Dylan Koontz [9]	RHP	6th	2nd	2-2	0	Right Field	9-5
Sat.	April 4	at East Carolina	Alec DeMartino [6]	RHP	7th	None	1-2	1	Left Field	5-15
Tue.	April 7	at #5 North Carolina	Johnny Sutryk [3]	RHP	9th	1st	1-1	2	Left-Center Field	4-8
Fri.	April 10	Rice	Cody Gunderson [7]	RHP	6th	2nd	0-0	1	Left Field	2-6
Fri.	April 10	Rice	Dylan Koontz [10]	LHP	8th	1st, 2nd	2-0	0	Center Field	5-7
Sat.	April 11	Rice	Robert Nedry [3]	RHP	6th	1st	1-2	1	Right-Field Line	2-6
Tue.	April 14	Clemson @ Truist Field	Todd Hudson [6]	LHP	5th	2nd	2-0	1	Right Field	3-7

* - Leadoff HR

- Back-to-Back HR

^ - Pinch Hit HR

! - Walk-Off HR

Underline - First HR

Bold - Last HR

HOME RUN SUMMARY

INNING	DAY OF THE WEEK	RHP/LHP	COUNT	OUTS	LOCATION
1st: 11	Monday: N/A	RHP: 45	0-0: 13	None: 22	Left-Field Line: 2
2nd: 8	Tuesday: 13	LHP: 17	0-1: 7	One: 22	Left Field: 17
3rd: 4	Wednesday: 2		0-2: 1	Two: 18	Left-Center Field: 13
4th: 5	Thursday: 1	SPECIAL SITUATIONS	1-0: 6	RUNNERS ON	Center Field: 8
5th: 9	Friday: 22	Lead-Off HR: 12	1-1: 3	None: 21	Right-Center Field: 4
Extras: 1	Saturday: 15	Pinch-Hit HR: 0	1-2: 10	One: 25	Right Field: 14
	Sunday: 9	Walk-Off HR: 1	Full: 3	Two: 10	Right-Field Line: 3
		Back-to-Back HR: 1		Bases Loaded: 6	

DAY	DATE	OPPONENT	PLAYER (#)	R/L	INNING	RUNNERS ON	COUNT	OUTS	LOCATION	SCORE
Fri.	April 17	at UTSA	Spencer Nolan (2)	RHP	2nd	2nd	0-0	2	Left-Center Field	5-2
Tue.	April 21	Campbell	Spencer Nolan (3) *	RHP	5th	None	3-1	0	Left Field	3-7
Fri.	April 24	at Florida Atlantic	Todd Hudson (7) *	RHP	8th	None	0-0	0	Right Field	1-2
Sat.	April 25	at Florida Atlantic	<u>AARON OROZCO (1)</u>	LHP	5th	1st, 2nd	1-2	1	Right Field	4-4
Tue.	April 28	at Liberty	Cody Gunderson (8)	RHP	1st	1st	3-1	1	Left-Center Field	2-0
Fri.	May 1	Tulane	DYLAN KOONTZ (11)	RHP	1st	1st, 2nd	3-2	1	Right Field	3-0
Sat.	May 2	Tulane	Alec DeMartino (7)	LHP	3rd	1st, 2nd	3-1	2	Left-Center Field	5-1
Sun.	May 3	Tulane	JOHNNY SUTRYK (4) *	RHP	6th	None	1-0	0	Left Field	4-3
Sun.	May 3	Tulane	SPENCER NOLAN (4) *	LHP	7th	None	1-2	0	Left Field	6-3
Fri.	May 8	at UAB	Todd Hudson (8)	RHP	1st	None	2-0	1	Right Field	1-0
Fri.	May 8	at UAB	CALE STRICKLIN (4)	RHP	1st	1st, 3rd	0-0	2	Left Field	4-0
Fri.	May 8	at UAB	Alec DeMartino (8) *	RHP	4th	None	3-1	0	Left-Center Field	5-0
Fri.	May 8	at UAB	ROBERT NEDRY (4)	RHP	5th	2nd	3-2	0	Left Field	11-0
Fri.	May 8	at UAB	CODY GUNDERSON (9) *	RHP	7th	None	0-0	0	Left Field	14-2
Fri.	May 8	at UAB	ADRIAN JIMENEZ (2)	LHP	7th	1st, 2nd	0-0	1	Center Field	20-2
Sun.	May 10	at UAB	Alec DeMartino (9)	RHP	2nd	2nd	0-0	1	Center Field	2-1
Sun.	May 10	at UAB	Alec DeMartino (10)	RHP	10th	1st	2-2	1	Left-Center Field	10-8
Tue.	May 12	Gardner-Webb	ALEC DEMARTINO (11)	RHP	2nd	1st	2-1	0	Left-Center Field	2-0
Tue.	May 12	Gardner-Webb	TODD HUDSON (9)	RHP	7th	1st, 2nd, 3rd	0-1	2	Right Field	9-1

* - Leadoff HR

- Back-to-Back HR

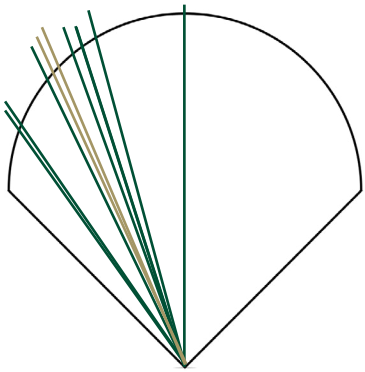
^ - Pinch Hit HR

! - Walk-Off HR

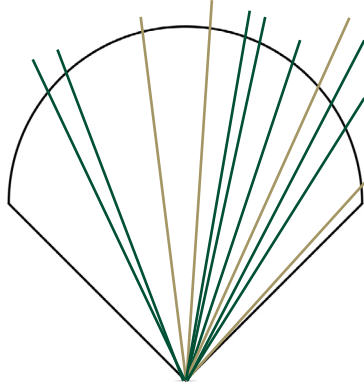
Underline - First HR

Bold - Last HR

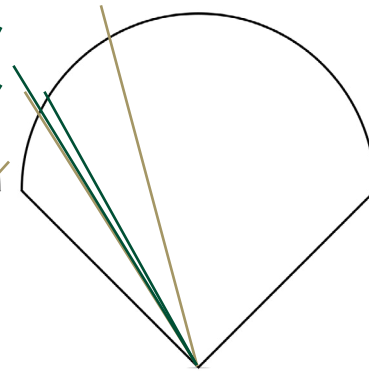
HOME RUN SPRAY CHART



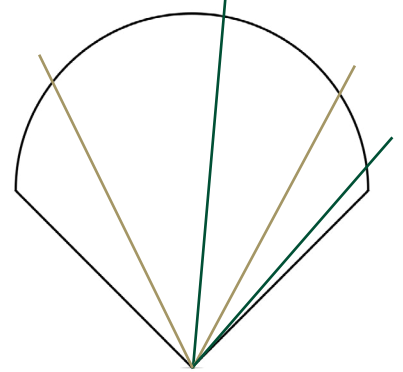
CODY GUNDERSON



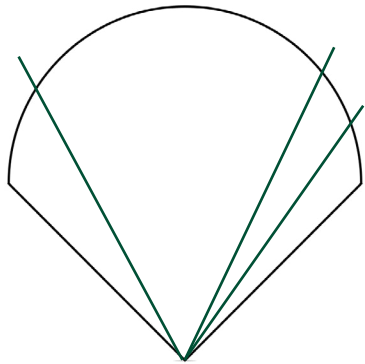
DYLAN KOONTZ




SPENCER NOLAN



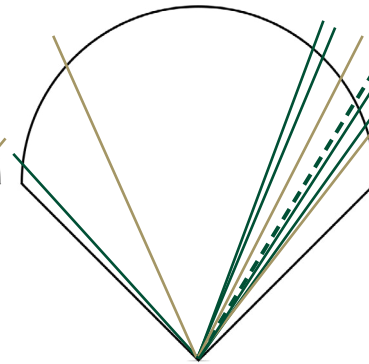
ROBERT NEDRY



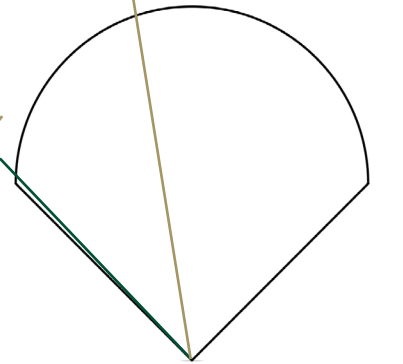
DAWSON BRYCE




ALEC DeMARTINO



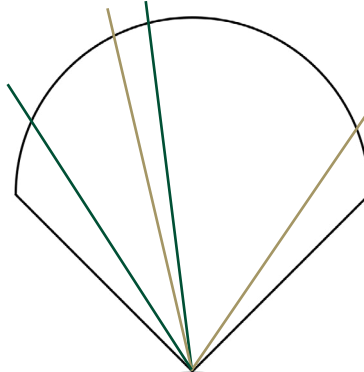
TODD HUDSON



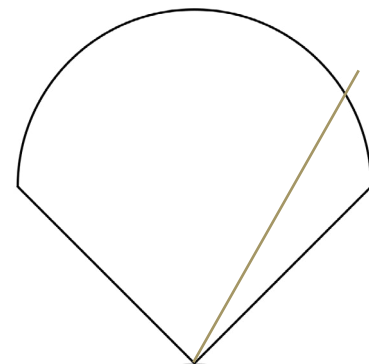
ADRIAN JIMENEZ



CALE STRICKLIN



JOHNNY SUTRYK



AARON OROZCO

- AT HOME
 - ON ROAD
 - AT TRUIST FIELD

DATE	OPPONENT	W/L	SCORE	INNS.	OVERALL	AMERICAN	CLT PITCHER OF RECORD	ATTEND.	TIME
Feb. 13	San Diego	L	4-7	9	0-1	---	Andrew Kribbs (0-1)	712	3:53
Feb. 14	San Diego (G1)	W	13-0	7	1-1	---	Drew Munn (1-0)	---	2:28
	San Diego (G2)	L	4-14	9	1-2	---	Wesley Jones (0-1)	805	4:02
Feb. 17	at #15 Clemson	L	1-11	7	1-3	---	Andrew Kribbs (0-1)	4,923	2:27
Feb. 20	Wright State	W	10-3	9	2-3	---	Joseph Taylor (1-0)	624	3:11
Feb. 21	Wright State	W	5-4	10	3-3	---	Chase Carson (1-0)	699	3:27
Feb. 22	Wright State	W	9-2	9	4-3	---	Wesley Jones (1-1)	538	2:45
Feb. 25	Maine	W	9-4	9	5-3	---	AJ Camp (1-0)	427	3:12
Feb. 27	at Old Dominion	CANCELED							
Feb. 28	at Old Dominion	W	13-0	7	6-3	---	Eddie Copper (1-0)	421	3:05
March 1	at Old Dominion	W	7-6	9	7-3	---	Drew Munn (2-0)	276	3:33
March 3	Virginia	W	14-0	7	8-3	---	Chayse Oxborrow (1-0)	1,012	2:25
March 4	vs. Virginia +	L	1-8	9	8-4	---	Wesley Jones (1-2)	1,152	3:42
March 6	Radford	W	7-1	9	9-4	---	Eddie Copper (2-0)	577	2:58
March 7	Western Carolina	W	4-0	9	10-4	---	Drew Munn (3-0)	842	2:12
March 8	Western Carolina	W	7-4	9	11-4	---	Chase Carson (2-0)	732	2:49
March 10	at Campbell	W	13-5	9	12-4	---	Joseph Taylor (2-0)	637	3:28
March 13	St. John's	L	6-8	9	12-5	---	Eddie Copper (2-1)	511	2:53
March 14	St. John's	L	2-3	9	12-6	---	Joseph Taylor (2-1)	574	2:52
March 15	St. John's	W	10-9	9	13-6	---	Ryan Combs (1-0)	541	4:19
March 17	at South Carolina	W	11-8	9	14-6	---	Joseph Taylor (3-1)	5,938	3:44
March 18	USC Upstate	L	10-11	9	14-7	---	Joseph Taylor (3-2)	495	4:11
March 20	at Wichita State *	L	3-8	9	14-8	0-1	AJ Camp (1-1)	1,491	3:17
March 21	at Wichita State *	W	19-6	9	15-8	1-1	Joseph Taylor (4-2)	1,400	3:27
March 22	at Wichita State *	L	2-7	9	15-9	1-2	Chayse Oxborrow (1-1)	1,238	3:08
March 24	Queens	W	11-1	7	16-9	1-2	Wesley Jones (2-2)	562	2:05
March 27	South Florida *	W	11-2	9	17-9	2-2	Eddie Copper (3-1)	651	3:01
March 28	South Florida *	L	5-9	9	17-10	2-3	Drew Munn (3-1)	809	3:03
March 29	South Florida *	W	10-3	9	18-10	3-3	Adam Stanton (1-0)	742	2:54
April 2	at East Carolina *	L	2-12	7	18-11	3-4	Joseph Taylor (4-3)	4,339	2:45
April 3	at East Carolina *	L	9-12	9	18-12	3-5	Adam Stanton (1-1)	4,489	3:45
April 4	at East Carolina *	L	5-15	7	18-13	3-6	Drew Munn (3-2)	4,574	2:40
April 7	at #5 North Carolina	L	4-8	9	18-14	3-6	Chase Carson (2-1)	4,289	3:05
April 10	Rice *	L	5-7	9	18-15	3-7	Eddie Copper (3-2)	607	3:08
April 11	Rice *	L	2-6	9	18-16	3-8	Joseph Taylor (4-4)	659	3:25
April 12	Rice *	L	2-3	9	18-17	3-9	Chase Carson (2-2)	674	2:59
April 14	Clemson &	L	3-7	9	18-18	3-9	Sebastian Perez (0-1)	1,774	3:04
April 17	at UTSA *	L	5-11	9	18-19	3-10	Eddie Copper (3-3)	918	3:19
April 18	at UTSA *	L	3-8	9	18-20	3-11	Ryan Combs (1-1)	943	3:02
April 19	at UTSA *	W	7-5	9	19-20	4-11	Adam Stanton (2-1)	895	3:28
April 21	Campbell	L	4-5	10	19-21	4-11	Chase Carson (2-3)	654	3:19
April 24	at Florida Atlantic *	L	1-3	9	19-22	4-12	Ryan Combs (1-2)	475	2:32
April 25	at Florida Atlantic *	L	4-9	9	19-23	4-13	Chase Carson (2-4)	525	3:06
April 26	at Florida Atlantic *	W	5-4	9	20-23	5-13	Adam Stanton (3-1)	402	3:12
April 28	at Liberty	L	2-12	7	20-24	5-13	Wesley Jones (2-3)	951	2:59
May 1	Tulane *	W	10-0	7	21-24	6-13	Ryan Combs (2-2)	664	2:12
May 2	Tulane *	W	8-2	9	22-24	7-13	Eddie Copper (4-3)	607	3:05
May 3	Tulane *	W	6-3	9	23-24	8-13	Joseph Taylor (5-4)	587	3:25
May 5	Campbell	L	7-15	9	23-25	8-13	Wesley Jones (2-4)	547	3:42
May 8	at UAB *	W	20-2	7	24-25	9-13	Ryan Combs (3-2)	184	2:38
May 9	at UAB *	L	2-11	9	24-26	9-14	Eddie Copper (4-4)	288	3:04
May 10	at UAB *	W	10-8	10	25-26	10-14	Joseph Taylor (6-4)	209	3:16
May 12	Gardner-Webb	W	11-1	8	26-26	10-14	Hunter Sloop (1-0)	676	2:40
May 14	Memphis *								
May 15	Memphis *								
May 16	Memphis *								

* American Athletic Conference Game

+ Played at Atrium Health Ballpark (Kannapolis, N.C.)

& Played at Truist Field (Uptown Charlotte, N.C.)

STARTING LINEUP BY POSITION



DATE	OPPONENT	P	C	1B	2B	3B	SS	LF	CF	RF	DH	SCORE
Feb. 13	San Diego	Kribbs	Stricklin	Gunderson	Nedry	Bryce	Jimenez	Bayne	Nolan	DeMartino	Koontz	L, 4-7
Feb. 14	San Diego (G1)	Munn	Stricklin	Gunderson	Nedry	Bryce	Jimenez	Bayne	Nolan	DeMartino	Rivera	W, 13-0 (7)
	San Diego (G2)	Copper	Stricklin	Gunderson	Nedry	Bryce	Jimenez	Bayne	Nolan	DeMartino	Sutryk	L, 4-14
Feb. 17	at #15 Clemson	Kribbs	Stricklin	Gunderson	Rivera	Nedry	Bryce	Bayne	Nolan	DeMartino	Koontz	L, 1-11 (7)
Feb. 20	Wright State	Copper	Stricklin	Gunderson	Nedry	Jimenez	Bryce	Bayne	Nolan	DeMartino	Koontz	W, 10-3
Feb. 21	Wright State	Munn	Stricklin	Gunderson	Nedry	Jimenez	Bryce	Sutryk	Nolan	DeMartino	Koontz	W, 5-4 (10)
Feb. 22	Wright State	Jones	Stricklin	Gunderson	Nedry	Jimenez	Bryce	Hudson	Nolan	DeMartino	Koontz	W, 9-2
Feb. 25	Maine	Baker	Orozco	Gunderson	Nedry	Jimenez	Bryce	Hudson	Nolan	DeMartino	Koontz	W, 9-4
Feb. 27	at Old Dominion	CANCELED										
Feb. 28	at Old Dominion	Copper	Stricklin	Gunderson	Nedry	Jimenez	Bryce	Hudson	Nolan	DeMartino	Koontz	W, 13-0 (7)
March 1	at Old Dominion	Jones	Stricklin	Gunderson	Nedry	Jimenez	Bryce	Hudson	Nolan	DeMartino	Koontz	W, 7-6
March 3	#11 Virginia	Oxborrow	Stricklin	Gunderson	Nedry	Jimenez	Bryce	Hudson	Nolan	DeMartino	Koontz	W, 14-0 (7)
March 4	vs. #11 Virginia +	Jones	Stricklin	Gunderson	Nedry	Jimenez	Bryce	Hudson	Nolan	DeMartino	Koontz	L, 1-8
March 6	Radford	Copper	Stricklin	Gunderson	Nedry	Jimenez	Bryce	Hudson	Nolan	DeMartino	Koontz	W, 7-1
March 7	Western Carolina	Munn	Stricklin	Gunderson	Nedry	Jimenez	Bryce	Hudson	Nolan	DeMartino	Koontz	W, 4-0
March 8	Western Carolina	Jones	Stricklin	Gunderson	Nedry	Jimenez	Bryce	Hudson	Nolan	DeMartino	Koontz	W, 7-4
March 10	at Campbell	Oxborrow	Stricklin	Gunderson	Nedry	Jimenez	Bryce	Hudson	Nolan	DeMartino	Koontz	W, 13-5
March 13	St. John's	Copper	Stricklin	Gunderson	Nedry	Jimenez	Bryce	Hudson	Nolan	DeMartino	Koontz	L, 6-8
March 14	St. John's	Munn	Stricklin	Gunderson	Nedry	Jimenez	Bryce	Hudson	Nolan	DeMartino	Koontz	L, 2-3
March 15	St. John's	Oxborrow	Stricklin	Nolan	Nedry	Gunderson	Jimenez	Hudson	Sutryk	DeMartino	Koontz	W, 10-9
March 17	at South Carolina	Oxborrow	Stricklin	Gunderson	Nedry	Jimenez	Bryce	Hudson	Nolan	DeMartino	Koontz	W, 11-8
March 18	USC Upstate	Baker	Stricklin	Gunderson	Nedry	Jimenez	Bryce	Hudson	Nolan	DeMartino	Koontz	L, 10-11
March 20	at Wichita State *	Copper	Stricklin	Gunderson	Nedry	Jimenez	Bryce	Hudson	Nolan	DeMartino	Koontz	L, 3-8
March 21	at Wichita State *	Munn	Stricklin	Gunderson	Nedry	Jimenez	Bryce	Hudson	Nolan	DeMartino	Koontz	W, 19-6
March 22	at Wichita State *	Oxborrow	Stricklin	Gunderson	Nedry	Jimenez	Bryce	Hudson	Nolan	DeMartino	Koontz	L, 2-7
March 24	Queens	Jones	Stricklin	Gunderson	Nolan	Nedry	Jimenez	Hudson	Sutryk	DeMartino	Koontz	W, 11-1 (7)
March 27	South Florida *	Copper	Stricklin	Gunderson	Nolan	Nedry	Jimenez	Hudson	Sutryk	DeMartino	Koontz	W, 11-2
March 28	South Florida *	Munn	Stricklin	Gunderson	Nolan	Nedry	Jimenez	Hudson	Sutryk	DeMartino	Koontz	L, 5-9
March 29	South Florida *	Oxborrow	Stricklin	Gunderson	Nolan	Nedry	Jimenez	Hudson	Sutryk	DeMartino	Koontz	W, 10-3
April 2	at East Carolina *	Oxborrow	Stricklin	Gunderson	Nolan	Nedry	Jimenez	Hudson	Sutryk	DeMartino	Koontz	L, 2-12 (7)
April 3	at East Carolina *	Copper	Stricklin	Gunderson	Nolan	Nedry	Jimenez	Hudson	Sutryk	DeMartino	Koontz	L, 9-12
April 4	at East Carolina *	Munn	Stricklin	Gunderson	Nolan	Nedry	Jimenez	Hudson	Sutryk	DeMartino	Koontz	L, 5-15 (7)
April 7	at #5 North Carolina	Carson	Stricklin	Gunderson	Nolan	Nedry	Jimenez	Hudson	Sutryk	DeMartino	Koontz	L, 4-8
April 10	Rice *	Copper	Stricklin	Gunderson	Nolan	Nedry	Jimenez	Hudson	Sutryk	DeMartino	Koontz	L, 5-7
April 11	Rice *	Taylor	Stricklin	Gunderson	Nolan	Nedry	Jimenez	Hudson	Sutryk	DeMartino	Koontz	L, 2-6
April 12	Rice *	Jones	Orozco	Koontz	Nedry	Gunderson	Jimenez	Hudson	Nolan	DeMartino	Morgan	L, 2-3
April 14	Clemson &	Perez	Orozco	Koontz	Nedry	Gunderson	Jimenez	Hudson	Nolan	DeMartino	Sutryk	L, 3-7
April 17	at UTSA *	Copper	Orozco	Gunderson	Rivera	Nedry	Jimenez	Hudson	Nolan	DeMartino	Koontz	L, 5-11
April 18	at UTSA *	Combs	Orozco	Koontz	Nedry	Gunderson	Jimenez	Hudson	Nolan	DeMartino	Stricklin	L, 3-8
April 19	at UTSA *	Winter	Orozco	Koontz	Nedry	Gunderson	Jimenez	Hudson	Nolan	DeMartino	Stricklin	W, 7-5
April 21	Campbell	Combs	Stricklin	Koontz	Nedry	Gunderson	Jimenez	Hudson	Nolan	DeMartino	Morgan	L, 4-5 (10)
April 24	at Florida Atlantic *	Combs	Stricklin	Koontz	Nedry	Gunderson	Jimenez	Hudson	Nolan	Sutryk	Rivera	L, 1-3
April 25	at Florida Atlantic *	Winter	Stricklin	Koontz	Nedry	Gunderson	Jimenez	Hudson	Nolan	Sutryk	Orozco	L, 4-9
April 26	at Florida Atlantic *	Copper	Stricklin	Koontz	Nedry	Gunderson	Jimenez	Hudson	Nolan	DeMartino	Orozco	W, 5-4
April 28	at Liberty	Kribbs	Stricklin	Koontz	Rivera	Nedry	Jimenez	Hudson	Nolan	DeMartino	Gunderson	L, 2-12 (7)
May 1	Tulane *	Combs	Stricklin	Gunderson	Nolan	Nedry	Jimenez	Hudson	Sutryk	DeMartino	Koontz	W, 10-0 (7)
May 2	Tulane *	Copper	Stricklin	Gunderson	Nolan	Nedry	Jimenez	Hudson	Sutryk	DeMartino	Koontz	W, 8-2
May 3	Tulane *	Munn	Stricklin	Gunderson	Nolan	Nedry	Jimenez	Hudson	Sutryk	DeMartino	Koontz	W, 6-3
May 5	Campbell	Jones	Stricklin	Gunderson	Nolan	Nedry	Jimenez	Hudson	Sutryk	DeMartino	Koontz	L, 7-15
May 8	at UAB *	Combs	Stricklin	Gunderson	Nolan	Nedry	Jimenez	Hudson	Sutryk	DeMartino	Koontz	W, 20-2 (7)
May 9	at UAB *	Copper	Stricklin	Gunderson	Jimenez	Nedry	Bryce	Hudson	Nolan	DeMartino	Koontz	L, 2-11
May 10	at UAB *	Munn	Stricklin	Gunderson	Jimenez	Nedry	Bryce	Hudson	Nolan	DeMartino	Koontz	W, 10-8 (10)
May 12	Gardner-Webb	Morgan	Orozco	Gunderson	Jimenez	Nedry	Bryce	Hudson	Nolan	Demartino	Koontz	W, 11-1 (8)
May 14	Memphis *											
May 15	Memphis *											
May 16	Memphis *											

* American Athletic Conference Game

+ Played at Atrium Health Ballpark (Kannapolis, N.C.)

& Played at Truist Field (Uptown Charlotte, N.C.)

STARTING LINEUP BY BATTING ORDER



DATE	OPPONENT	1ST	2ND	3RD	4TH	5TH	6TH	7TH	8TH	9TH	SCORE
Feb. 13	San Diego	Koontz	Bryce	DeMartino	Gunderson	Bayne	Nedry	Nolan	Stricklin	Jimenez	L, 4-7
Feb. 14	San Diego (G1)	Rivera	Bryce	DeMartino	Gunderson	Bayne	Nedry	Stricklin	Jimenez	Nolan	W, 13-0 (7)
	San Diego (G2)	Sutryk	Bryce	DeMartino	Gunderson	Bayne	Nedry	Stricklin	Jimenez	Nolan	L, 4-14
Feb. 17	at #15 Clemson	Bayne	Bryce	DeMartino	Gunderson	Koontz	Stricklin	Nedry	Nolan	Rivera	L, 1-11 (7)
Feb. 20	Wright State	DeMartino	Bryce	Gunderson	Koontz	Stricklin	Nolan	Bayne	Nedry	Jimenez	W, 10-3
Feb. 21	Wright State	Nolan	Bryce	Gunderson	Koontz	Stricklin	DeMartino	Jimenez	Sutryk	Nedry	W, 5-4 (10)
Feb. 22	Wright State	Nolan	Bryce	Gunderson	Koontz	Stricklin	DeMartino	Nedry	Jimenez	Hudson	W, 9-2
Feb. 25	Maine	Nolan	Bryce	Gunderson	Koontz	DeMartino	Nedry	Hudson	Jimenez	Orozco	W, 9-4
Feb. 27	at Old Dominion	CANCELED									
Feb. 28	at Old Dominion	Nolan	Bryce	Gunderson	DeMartino	Koontz	Stricklin	Nedry	Jimenez	Hudson	W, 13-0 (7)
March 1	at Old Dominion	Nolan	Bryce	Gunderson	DeMartino	Koontz	Stricklin	Nedry	Jimenez	Hudson	W, 7-6
March 3	#11 Virginia	Nolan	Bryce	Gunderson	Koontz	DeMartino	Stricklin	Nedry	Jimenez	Hudson	W, 14-0 (7)
March 4	vs. #11 Virginia +	Nolan	Bryce	Gunderson	Koontz	DeMartino	Stricklin	Nedry	Jimenez	Hudson	L, 1-8
March 6	Radford	Nolan	Nedry	Bryce	Gunderson	Koontz	DeMartino	Stricklin	Jimenez	Hudson	W, 7-1
March 7	Western Carolina	Nolan	Nedry	Bryce	Gunderson	Koontz	DeMartino	Stricklin	Jimenez	Hudson	W, 4-0
March 8	Western Carolina	Nolan	Nedry	Bryce	Gunderson	Koontz	DeMartino	Hudson	Jimenez	Stricklin	W, 7-4
March 10	at Campbell	Nolan	Nedry	Bryce	Gunderson	Koontz	DeMartino	Hudson	Jimenez	Stricklin	W, 13-5
March 13	St. John's	Nolan	Nedry	Bryce	Gunderson	Koontz	DeMartino	Hudson	Jimenez	Stricklin	L, 6-8
March 14	St. John's	Nolan	Nedry	DeMartino	Bryce	Hudson	Gunderson	Koontz	Jimenez	Stricklin	L, 2-3
March 15	St. John's	Nolan	Nedry	DeMartino	Koontz	Gunderson	Hudson	Sutryk	Jimenez	Stricklin	W, 10-9
March 17	at South Carolina	Nolan	Hudson	Bryce	Koontz	DeMartino	Gunderson	Nedry	Jimenez	Stricklin	W, 11-8
March 18	USC Upstate	Nolan	Hudson	Bryce	Koontz	DeMartino	Gunderson	Nedry	Jimenez	Stricklin	L, 10-11
March 20	at Wichita State *	Nolan	Hudson	Bryce	Koontz	DeMartino	Gunderson	Nedry	Jimenez	Stricklin	L, 3-8
March 21	at Wichita State *	Nolan	Hudson	Gunderson	Koontz	DeMartino	Nedry	Bryce	Jimenez	Stricklin	W, 19-6
March 22	at Wichita State *	Nolan	Hudson	Gunderson	Koontz	DeMartino	Nedry	Jimenez	Bryce	Stricklin	L, 2-7
March 24	Queens	Nolan	Hudson	Gunderson	Koontz	DeMartino	Nedry	Stricklin	Jimenez	Sutryk	W, 11-1 (7)
March 27	South Florida *	Nolan	Hudson	Gunderson	Koontz	DeMartino	Nedry	Stricklin	Jimenez	Sutryk	W, 11-2
March 28	South Florida *	Nolan	Hudson	Gunderson	Koontz	DeMartino	Nedry	Stricklin	Jimenez	Sutryk	L, 5-9
March 29	South Florida *	Nolan	Hudson	Gunderson	Koontz	DeMartino	Nedry	Stricklin	Jimenez	Sutryk	W, 10-3
April 2	at East Carolina *	Nolan	Hudson	Gunderson	Koontz	DeMartino	Nedry	Stricklin	Jimenez	Sutryk	L, 2-12 (7)
April 3	at East Carolina *	Nolan	Hudson	Gunderson	Koontz	DeMartino	Nedry	Stricklin	Jimenez	Sutryk	L, 9-12
April 4	at East Carolina *	Nolan	Hudson	Gunderson	Koontz	DeMartino	Nedry	Stricklin	Jimenez	Sutryk	L, 5-15 (7)
April 7	at #5 North Carolina	Nolan	Hudson	Gunderson	Koontz	DeMartino	Nedry	Stricklin	Jimenez	Sutryk	L, 4-8
April 10	Rice *	Nolan	Hudson	Gunderson	Koontz	DeMartino	Stricklin	Jimenez	Nedry	Sutryk	L, 5-7
April 11	Rice *	Nolan	Hudson	Gunderson	Koontz	DeMartino	Stricklin	Jimenez	Nedry	Sutryk	L, 2-6
April 12	Rice *	Nolan	Hudson	Gunderson	Koontz	DeMartino	Nedry	Jimenez	Morgan	Orozco	L, 2-3
April 14	Clemson &	Nolan	Hudson	Gunderson	Koontz	DeMartino	Nedry	Jimenez	Orozco	Sutryk	L, 3-7
April 17	at UTSA *	Nolan	Hudson	Gunderson	Koontz	DeMartino	Jimenez	Nedry	Orozco	Rivera	L, 5-11
April 18	at UTSA *	Nolan	Hudson	Gunderson	Koontz	DeMartino	Jimenez	Stricklin	Nedry	Orozco	L, 3-8
April 19	at UTSA *	Nolan	Hudson	DeMartino	Gunderson	Koontz	Jimenez	Stricklin	Orozco	Nedry	W, 7-5
April 21	Campbell	Nolan	Hudson	DeMartino	Gunderson	Koontz	Jimenez	Nedry	Stricklin	Morgan	L, 4-5 (10)
April 24	at Florida Atlantic *	Nolan	Hudson	Gunderson	Koontz	Stricklin	Jimenez	Nedry	Rivera	Sutryk	L, 1-3
April 25	at Florida Atlantic *	Nolan	Hudson	Jimenez	Gunderson	Stricklin	Koontz	Nedry	Orozco	Sutryk	L, 4-9
April 26	at Florida Atlantic *	Hudson	Jimenez	DeMartino	Gunderson	Koontz	Nolan	Stricklin	Orozco	Nedry	W, 5-4
April 28	at Liberty	Hudson	Jimenez	Gunderson	Koontz	DeMartino	Nolan	Stricklin	Nedry	Rivera	L, 2-12 (7)
May 1	Tulane *	Jimenez	Hudson	Gunderson	Koontz	DeMartino	Stricklin	Nolan	Nedry	Sutryk	W, 10-0 (7)
May 2	Tulane *	Jimenez	Hudson	Gunderson	Koontz	DeMartino	Stricklin	Nolan	Nedry	Sutryk	W, 8-2
May 3	Tulane *	Jimenez	Hudson	Gunderson	Koontz	DeMartino	Stricklin	Nolan	Nedry	Sutryk	W, 6-3
May 5	Campbell	Jimenez	Hudson	Gunderson	Koontz	DeMartino	Stricklin	Nolan	Nedry	Sutryk	L, 7-15
May 8	at UAB *	Jimenez	Hudson	Gunderson	Koontz	DeMartino	Stricklin	Nolan	Nedry	Sutryk	W, 20-2 (7)
May 9	at UAB *	Jimenez	Hudson	Gunderson	Koontz	DeMartino	Stricklin	Nolan	Nedry	Bryce	L, 2-11
May 10	at UAB *	Nedry	Hudson	Gunderson	Koontz	Bryce	DeMartino	Jimenez	Stricklin	Nolan	W, 10-8 (10)
May 12	Gardner-Webb	Nedry	Bryce	Gunderson	Koontz	DeMartino	Hudson	Jimenez	Orozco	Nolan	W, 11-1 (8)
May 14	Memphis *										
May 15	Memphis *										
May 16	Memphis *										

* American Athletic Conference Game

+ Played at Atrium Health Ballpark (Kannapolis, N.C.)

& Played at Truist Field (Uptown Charlotte, N.C.)

GAME-BY-GAME BATTING STATISTICS



DATE	OPPONENT	AB	R	H	RBI	2B	3B	HR	BB	IBB	SB	CS	HBP	SAC	SF	GDP	K	PO	A	E	LOB	AVG	
Feb. 13	San Diego	28	4	4	4	0	0	2	6	0	0	0	1	0	0	2	9	27	4	1	4	.143	
Feb. 14	San Diego (G1)	30	13	12	13	4	0	1	4	0	0	0	2	0	1	0	5	21	10	0	5	.400	
	San Diego (G2)	34	4	7	3	2	0	0	6	0	2	0	0	0	1	1	9	27	8	1	10	.206	
Feb. 17	at #15 Clemson	24	1	5	1	0	0	1	5	0	0	0	0	0	0	0	7	18	5	2	7	.208	
Feb. 20	Wright State	31	10	9	8	0	0	1	11	0	1	0	4	0	2	0	5	27	6	0	14	.290	
Feb. 21	Wright State	39	5	11	5	3	0	1	6	0	0	0	0	1	0	1	6	30	11	0	12	.282	
Feb. 22	Wright State	35	9	12	8	2	1	3	4	0	2	1	1	0	0	1	7	27	5	0	6	.343	
Feb. 25	Maine	31	9	10	9	2	1	0	7	0	3	0	1	0	2	1	5	27	11	2	8	.323	
Feb. 27	at Old Dominion	CANCELED																					
Feb. 28	at Old Dominion	34	13	15	13	4	1	1	5	0	2	0	1	0	3	0	7	21	7	0	9	.441	
March 1	at Old Dominion	42	7	14	6	3	0	0	1	0	0	0	1	0	0	1	6	27	5	1	10	.333	
March 3	#11 Virginia	32	14	17	13	3	0	2	4	0	2	0	3	1	0	1	3	21	4	0	8	.531	
March 4	vs. #11 Virginia +	32	1	6	0	1	0	0	5	0	2	0	0	0	0	1	9	27	10	0	9	.188	
March 6	Radford	34	7	11	6	1	1	1	4	0	1	1	2	1	0	0	8	27	15	0	10	.324	
March 7	Western Carolina	36	4	12	4	2	0	0	3	0	2	0	1	0	0	0	5	27	6	0	12	.333	
March 8	Western Carolina	34	7	11	5	3	0	1	3	0	1	0	2	0	0	1	6	27	4	0	8	.324	
March 10	at Campbell	37	13	10	12	2	0	2	8	0	3	1	3	0	0	1	7	27	9	2	8	.270	
March 13	St. John's	35	6	10	6	1	0	0	3	0	2	0	1	2	0	1	7	27	10	1	8	.286	
March 14	St. John's	34	2	9	2	0	0	1	2	0	0	0	1	2	0	0	5	27	9	0	10	.265	
March 15	St. John's	36	10	12	8	7	0	0	8	0	3	0	4	1	2	0	5	27	12	2	15	.333	
March 17	at South Carolina	35	11	9	8	2	0	1	11	0	2	1	2	1	1	0	5	27	8	1	12	.257	
March 18	USC Upstate	40	10	15	8	1	1	2	5	0	1	0	2	1	0	2	6	27	10	0	11	.375	
March 20	at Wichita State *	31	3	7	3	2	0	1	5	0	0	0	0	0	1	0	9	24	8	2	7	.226	
March 21	at Wichita State *	47	19	24	19	3	1	5	3	0	0	0	1	1	0	2	8	27	11	2	6	.511	
March 22	at Wichita State *	34	2	7	0	1	0	0	1	0	0	1	0	2	0	0	1	11	24	9	2	8	.206
March 24	Queens	25	11	8	9	1	0	1	4	0	1	0	2	1	1	0	5	21	9	0	4	.320	
March 27	South Florida *	35	11	12	11	1	1	3	3	0	1	0	2	0	1	0	7	27	10	1	6	.343	
March 28	South Florida *	34	5	8	5	2	0	2	2	0	0	0	0	0	1	0	6	27	16	1	5	.235	
March 29	South Florida *	37	10	16	9	2	0	1	4	0	2	0	2	0	1	0	10	27	10	1	7	.432	
April 2	at East Carolina *	26	2	5	2	0	0	1	4	0	0	0	0	0	0	0	11	18	7	0	7	.192	
April 3	at East Carolina *	40	9	13	8	1	0	3	5	0	2	0	2	1	0	0	10	24	16	1	12	.325	
April 4	at East Carolina *	29	5	10	5	1	0	1	3	0	0	0	2	0	0	1	5	18	5	1	8	.345	
April 7	at #5 North Carolina	33	4	7	4	4	0	1	4	0	0	1	0	0	0	1	9	24	11	2	6	.212	
April 10	Rice *	37	5	9	5	3	0	2	3	0	0	0	0	0	0	0	10	27	13	2	8	.243	
April 11	Rice *	36	2	11	2	0	0	1	2	0	0	0	0	0	0	0	9	27	11	2	9	.306	
April 12	Rice *	28	2	4	2	0	0	0	5	0	0	0	0	0	1	3	6	27	8	3	5	.143	
April 14	Clemson &	34	3	7	3	2	0	1	5	0	0	0	1	0	0	0	13	27	11	1	10	.206	
April 17	at UTSA *	35	5	9	4	1	0	1	3	0	0	0	0	0	0	0	9	24	8	3	6	.257	
April 18	at UTSA *	38	3	9	3	1	0	0	6	0	0	0	0	0	0	1	8	24	11	0	14	.237	
April 19	at UTSA *	40	7	13	6	4	0	0	7	1	0	0	0	0	0	1	8	27	17	0	13	.325	
April 21	Campbell	37	4	9	3	2	0	1	6	1	1	1	3	1	0	0	10	30	10	1	12	.243	
April 24	at Florida Atlantic *	33	1	7	1	1	0	1	4	0	0	1	0	0	0	1	7	24	12	1	9	.212	
April 25	at Florida Atlantic *	30	4	5	4	0	0	1	4	0	0	0	1	0	0	1	10	24	11	0	4	.167	
April 26	at Florida Atlantic *	34	5	11	5	1	0	0	4	0	0	0	3	0	1	2	5	27	7	2	10	.324	
April 28	at Liberty	27	2	8	2	0	0	1	2	0	0	1	0	0	0	1	6	18	7	3	6	.296	
May 1	Tulane *	29	10	13	10	2	0	1	3	0	0	0	0	1	1	0	9	21	4	0	6	.448	
May 2	Tulane *	34	8	13	8	3	1	1	6	0	1	1	0	0	1	1	6	27	7	1	9	.382	
May 3	Tulane *	34	6	9	6	0	0	2	6	0	0	0	2	0	0	0	13	27	8	1	12	.265	
May 5	Campbell	32	7	7	6	1	0	0	4	0	0	0	3	0	2	0	8	27	9	1	7	.219	
May 8	at UAB *	39	20	18	17	2	0	6	9	0	1	1	2	0	0	0	4	21	11	0	9	.462	
May 9	at UAB *	35	2	8	2	1	0	0	5	0	0	0	0	0	1	1	3	24	6	1	12	.229	
May 10	at UAB *	39	10	10	10	1	0	2	3	0	3	0	1	0	1	0	0	30	10	1	4	.256	
May 12	Gardner-Webb	29	11	9	11	3	0	2	8	0	1	0	2	0	1	0	7	24	9	1	6	.310	
May 14	Memphis *																						
May 15	Memphis *																						
May 16	Memphis *																						

* American Athletic Conference Game
 + Played at Atrium Health Ballpark (Kannapolis, N.C.)
 & Played at Truist Field (Uptown Charlotte, N.C.)

GAME-BY-GAME PITCHING STATISTICS



DATE	OPPONENT	IP	H	R	ER	BB	SO	2B	3B	HR	WP	BK	HBP	IBB	DP	SCORE	OPP.AVG.	ERA	
Feb. 13	San Diego	9.0	9	7	6	8	16	1	0	0	3	0	4	0	1	4-7	.250	6.00	
Feb. 14	San Diego (G1)	7.0	4	0	0	2	4	1	0	0	0	0	0	0	2	13-0	.182	0.00	
	San Diego (G2)	9.0	16	14	14	5	13	3	2	1	3	0	4	0	1	4-14	.381	14.00	
Feb. 17	at #15 Clemson	6.0	8	11	6	6	7	2	0	3	0	0	0	0	0	1-11	.308	9.00	
Feb. 20	Wright State	9.0	6	3	2	3	16	1	1	0	0	0	1	0	0	10-3	.182	2.00	
Feb. 21	Wright State	10.0	11	4	4	4	11	1	0	1	0	0	0	0	3	5-4	.314	3.60	
Feb. 22	Wright State	9.0	6	2	2	1	12	1	0	1	0	0	0	0	0	9-2	.188	2.00	
Feb. 25	Maine	9.0	9	4	1	4	10	1	0	0	1	0	2	0	2	9-4	.265	1.00	
Feb. 27	at Old Dominion	CANCELED																	
Feb. 28	at Old Dominion	7.0	5	0	0	2	8	2	0	0	1	0	0	0	1	13-0	.208	0.00	
March 1	at Old Dominion	9.0	12	6	4	5	12	4	0	1	1	0	0	0	1	7-6	.308	6.00	
March 3	#11 Virginia	7.0	2	0	0	1	15	1	0	0	0	0	1	0	0	14-0	.091	0.00	
March 4	vs. #11 Virginia +	9.0	12	8	8	9	9	2	0	0	1	2	1	0	1	1-8	.333	8.00	
March 6	Radford	9.0	4	1	1	4	10	0	0	0	1	0	0	0	1	7-1	.143	1.00	
March 7	Western Carolina	9.0	2	0	0	1	10	1	0	0	0	0	1	0	1	4-0	.071	0.00	
March 8	Western Carolina	9.0	8	4	4	1	12	1	0	2	1	0	0	0	0	7-4	.229	4.00	
March 10	at Campbell	9.0	12	5	5	5	12	4	1	0	1	0	1	0	2	13-5	.316	5.00	
March 13	St. John's	9.0	7	8	8	3	8	1	0	2	1	0	1	0	0	6-8	.219	8.00	
March 14	St. John's	9.0	8	3	3	3	9	0	0	1	1	0	0	2	0	2-3	.242	3.00	
March 15	St. John's	9.0	12	9	7	11	9	2	0	0	0	0	0	2	2	10-9	.343	7.00	
March 17	at South Carolina	9.0	9	8	7	7	9	3	1	1	0	0	0	0	1	11-8	.257	7.00	
March 18	USC Upstate	9.0	16	11	11	8	12	5	0	1	0	1	0	0	0	10-11	.410	11.00	
March 20	at Wichita State *	8.0	11	8	7	5	10	2	0	0	4	0	2	0	0	3-8	.314	7.88	
March 21	at Wichita State *	9.0	11	6	5	5	4	1	0	1	1	0	0	0	1	19-6	.306	5.00	
March 22	at Wichita State *	8.0	10	7	7	4	4	3	0	0	0	0	2	0	0	2-7	.286	7.88	
March 24	Queens	7.0	2	1	1	3	8	1	0	1	0	0	0	0	0	11-1	.091	1.29	
March 27	South Florida *	9.0	6	2	2	5	7	1	0	0	0	0	0	0	2	11-2	.200	2.00	
March 28	South Florida *	9.0	15	9	8	3	5	4	0	1	1	0	1	0	1	5-9	.385	8.00	
March 29	South Florida *	9.0	6	3	3	2	5	1	0	0	0	0	2	0	1	10-3	.188	3.00	
April 2	at East Carolina *	6.0	9	12	12	7	5	1	1	2	1	0	2	0	0	2-12	.308	18.00	
April 3	at East Carolina *	8.0	17	12	12	7	2	2	1	3	1	0	1	0	0	9-12	.436	13.50	
April 4	at East Carolina *	6.0	16	15	14	2	2	3	0	2	1	0	2	0	0	5-15	.457	21.00	
April 7	at #5 North Carolina	8.0	9	8	7	6	5	3	0	0	0	1	2	0	0	4-8	.258	7.88	
April 10	Rice *	9.0	11	7	7	4	11	2	0	1	0	0	2	0	1	5-7	.324	7.00	
April 11	Rice *	9.0	12	6	5	7	6	2	1	1	0	0	0	1	0	2-6	.316	5.00	
April 12	Rice *	9.0	9	3	3	2	8	0	0	0	1	1	0	0	1	2-3	.250	3.00	
April 14	Clemson &	9.0	10	7	6	4	5	2	0	1	0	1	1	0	0	3-7	.270	6.00	
April 17	at UTSA *	8.0	12	11	9	5	7	5	0	1	2	0	3	0	1	5-11	.343	10.13	
April 18	at UTSA *	8.0	13	8	8	3	5	1	0	1	2	0	1	0	1	3-8	.394	9.00	
April 19	at UTSA *	9.0	12	5	5	5	3	1	0	0	0	1	1	0	3	7-5	.333	5.00	
April 21	Campbell	10.0	10	5	5	1	11	3	0	1	0	1	1	0	0	4-5	.250	4.50	
April 24	at Florida Atlantic *	8.0	8	3	3	2	5	1	0	0	0	0	0	0	1	1-3	.267	3.38	
April 25	at Florida Atlantic *	8.0	11	9	9	5	4	2	0	1	1	0	1	0	1	4-9	.379	10.13	
April 26	at Florida Atlantic *	9.0	9	4	3	5	12	2	0	1	0	0	1	0	1	5-4	.250	3.00	
April 28	at Liberty	6.0	12	12	10	8	2	2	0	1	2	0	1	0	0	2-12	.387	15.00	
May 1	Tulane *	7.0	3	0	0	1	9	0	0	0	0	1	2	0	0	10-0	.125	0.00	
May 2	Tulane *	9.0	8	2	1	6	10	2	0	0	2	0	1	0	1	8-2	.222	1.00	
May 3	Tulane *	9.0	4	3	3	7	6	2	0	0	0	0	1	0	1	6-3	.148	3.00	
May 5	Campbell	9.0	9	15	12	13	10	2	0	4	2	0	2	0	0	7-15	.257	12.00	
May 8	at UAB *	7.0	5	2	2	2	3	0	0	1	0	0	2	0	2	20-2	.208	2.57	
May 9	at UAB *	8.0	13	11	11	4	5	3	0	0	0	0	3	0	0	2-11	.361	12.38	
May 10	at UAB *	10.0	10	8	7	4	5	5	0	2	0	0	0	0	1	10-8	.256	6.30	
May 12	Gardner-Webb	8.0	5	1	1	0	8	1	0	0	1	0	0	0	0	11-1	.172	1.13	
May 14	Memphis *																		
May 15	Memphis *																		
May 16	Memphis *																		

* American Athletic Conference Game

+ Played at Atrium Health Ballpark (Kannapolis, N.C.)

& Played at Truist Field (Uptown Charlotte, N.C.)

Record: 26-26 Home: 17-12 Away: 9-13 Neutral: 0-1 American: 10-14

Player	avg	gp-gs	ab	r	h	2b	3b	hr	rbi	tb	slg%	bb	hp	so	gdp	ob%	sf	sh	sb-att	po	a	e	fld%	
22 Cody Gunderson	.337	52-52	205	46	69	16	0	9	35	112	.546	24	11	38	5	.428	3	0	1-1	319	44	6	.984	
27 Todd Hudson	.333	49-46	189	41	63	5	0	9	38	95	.503	24	1	35	0	.406	3	1	4-7	90	5	3	.969	
9 Alec DeMartino	.332	50-50	190	41	63	15	2	11	49	115	.605	34	1	50	1	.436	0	0	5-7	80	2	3	.965	
23 Spencer Nolan	.303	52-52	221	46	67	13	1	4	26	94	.425	24	3	42	3	.378	1	1	11-13	109	50	3	.981	
20 Dylan Koontz	.299	52-50	174	44	52	6	1	11	50	93	.534	35	18	41	2	.455	4	0	1-1	75	8	2	.976	
8 Robert Nedry	.298	52-52	178	34	53	10	1	4	28	77	.433	32	7	42	1	.422	1	3	8-10	60	90	10	.938	
13 Cale Stricklin	.296	48-47	159	27	47	6	0	4	36	65	.409	16	8	31	4	.376	6	5	0-0	368	39	0	1.000	
3 Adrian Jimenez	.278	52-51	176	31	49	6	2	2	24	65	.369	30	7	25	6	.400	2	3	3-3	48	106	8	.951	

18 Dawson Bryce	.324	26-26	108	22	35	8	1	3	22	54	.500	8	3	18	4	.371	5	0	5-5	17	55	4	.947	
40 Aaron Orozco	.222	20-9	36	5	8	0	0	1	8	11	.306	5	2	12	2	.341	1	0	0-0	55	4	0	1.000	
44 Walker Morgan	.200	7-2	10	2	2	1	0	0	1	3	.300	0	0	5	0	.200	0	0	0-0	0	1	0	1.000	
6 Johnny Sutryk	.179	37-21	78	14	14	2	0	4	10	28	.359	6	1	28	2	.247	0	2	5-6	44	4	0	1.000	
2 Juan Rivera	.167	17-5	24	2	4	1	0	0	0	5	.208	3	0	2	0	.259	0	0	1-1	8	6	3	.824	
Totals	.299	52	1764	358	527	89	8	62	327	818	.464	244	63	374	30	.398	26	15	44-54	1311	471	50	.973	
Opponents	.279	52	1709	313	476	97	8	40	300	709	.415	230	53	416	28	.378	18	25	65-86	1305	465	55	.970	

LOB - Team (449), Opp (411). DPs turned - Team (38), Opp (44). TPs turned - Team (0), Opp (1). IBB - Team (2), Koontz, D. 2, Opp (5). Picked off - DeMartino, A 2, Bryce, D. 1, Nolan, S. 1, Hudson, T. 1.

(All games Sorted by Earned run avg)

Player	era	w-l	app	gs	cg	sho	sv	ip	h	r	er	bb	so	2b	3b	hr	b/avg	wp	hp	bk	sfa	sha
21 Adam Stanton	4.53	3-1	21	0	0	0/1	2	53.2	60	30	27	16	40	10	0	2	.279	0	7	3	2	1
12 Chase Carson	5.25	2-4	25	1	0	0/1	1	58.1	69	41	34	22	49	13	1	5	.286	6	5	2	2	5

44 Walker Morgan	0.00	0-0	5	1	0	0/0	0	7.2	2	3	0	1	7	0	0	1	.077	0	1	0	0	0
24 AJ Camp	4.50	1-1	20	0	0	0/1	0	28.0	26	17	14	16	36	4	0	4	.257	3	4	0	2	4
25 Jaden Winter	4.50	0-0	15	2	0	0/1	0	22.0	28	12	11	10	13	5	1	0	.315	3	3	0	2	0
28 Ryan Combs	4.67	3-2	19	5	1	1/1	0	34.2	34	18	18	14	43	8	0	4	.254	1	7	3	0	1
30 Eddie Copper	5.36	4-4	14	13	0	0/1	0	50.1	48	31	30	32	52	9	0	2	.258	5	9	0	2	4
47 Hunter Sloop	5.68	1-0	4	0	0	0/0	0	6.1	6	4	4	6	8	1	0	0	.261	2	2	0	0	0
34 Chayse Oxborrow	5.76	1-1	12	7	0	0/2	0	25.0	28	16	16	11	31	9	0	2	.286	0	2	0	0	0
29 Joseph Taylor	6.30	6-4	23	1	0	0/0	3	50.0	53	36	35	27	53	9	3	2	.272	5	3	0	3	4
32 Drew Munn	6.91	3-2	16	9	0	0/2	1	43.0	49	36	33	21	29	13	1	7	.297	1	3	0	1	3
36 Adam Baker	7.50	0-0	5	2	0	0/0	0	6.0	5	5	5	6	5	1	0	1	.227	2	1	0	0	0
35 Andrew Kribbs	9.00	0-2	9	3	0	0/1	0	8.0	5	14	8	18	10	2	0	1	.179	4	2	0	1	0
45 Sebastian Perez	9.53	0-1	19	1	0	0/0	1	22.2	34	25	24	16	19	6	0	3	.347	1	2	0	2	1
17 Wesley Jones	9.70	2-4	14	7	0	0/0	0	21.1	27	23	23	12	21	6	1	6	.314	3	1	1	1	2
11 Jacob Gholston	99.00	0-0	1	0	0	0/0	0	0.0	2	2	2	2	0	1	1	0	1.000	1	1	0	0	0
Totals	5.83	26-26	52	52	1	5/4	8	437.0	476	313	283	230	416	97	8	40	.279	37	53	9	18	25
Opponents	6.62	26-26	52	52	0	0/0	12	435.0	527	358	320	244	374	89	8	62	.299	50	63	4	26	15

PB - Team (3), Stricklin, C 3, Opp (5). Pickoffs - Team (9), Oxborrow, C. 3, Carson, C. 2, Stricklin, C 2, Stanton, A. 1, Camp, A. 1, Opp (5). SBA/ATT - Stricklin, C (53-68), Orozco, A. (11-12), Copper, E. (9-12), Taylor, J. (8-9), Camp, A. (6-8), Carson, C. (6-8), Kribbs, A. (6-7), Stanton, A. (7-7), Oxborrow, C. (4-7), Munn, D. (1-6), Winter, J. (5-5), Perez, S. (4-5), Combs, R. (4-4), Jones, W. (2-4), Sloop, H. (1-2), Morgan, W. (1-1), Baker, A. (1-1).

Record: 10-14 Home: 5-4 Away: 5-10 American: 10-14

Player	avg	gp-gs	ab	r	h	2b	3b	hr	rbi	tb	slg%	bb	hp	so	gdp	ob%	sf	sh	sb-att	po	a	e	fld%		
9 Alec DeMartino	.367	22-22	90	20	33	7	1	7	19	63	.700	11	0	23	1	.436	0	0	2-3	46	0	3	.939		
22 Cody Gunderson	.361	24-24	97	17	35	7	0	4	15	54	.557	9	5	15	3	.438	1	0	0-0	142	22	4	.976		
20 Dylan Koontz	.326	24-24	92	18	30	3	1	7	28	56	.609	11	4	23	1	.409	3	0	0-0	48	8	0	1.000		
27 Todd Hudson	.314	24-24	102	20	32	3	0	3	10	44	.431	11	1	22	0	.383	1	0	1-3	51	1	1	.981		
8 Robert Nedry	.295	24-24	78	16	23	4	0	3	17	36	.462	16	2	22	1	.423	1	0	2-2	29	40	7	.908		
3 Adrian Jimenez	.291	24-24	86	17	25	3	1	1	13	33	.384	16	2	13	3	.413	0	0	2-2	30	62	5	.948		
23 Spencer Nolan	.276	24-24	105	17	29	3	0	2	8	38	.362	9	0	21	0	.333	0	0	3-3	52	36	1	.989		
13 Cale Stricklin	.267	22-22	75	15	20	1	0	4	23	33	.440	9	4	19	1	.363	3	2	0-0	123	16	0	1.000		
6 Johnny Sutryk	.179	20-14	56	9	10	1	0	3	6	20	.357	2	0	20	1	.207	0	1	0-0	29	2	0	1.000		

18 Dawson Bryce	.278	5-5	18	3	5	1	0	0	2	6	.333	0	1	1	2	.300	1	0	0-0	5	10	1	.938		
40 Aaron Orozco	.273	9-6	22	3	6	0	0	1	6	9	.409	3	1	3	2	.385	0	0	0-0	26	4	0	1.000		
44 Walker Morgan	.250	4-1	4	1	1	0	0	0	0	1	.250	0	0	2	0	.250	0	0	0-0	0	0	0	.000		
2 Juan Rivera	.222	6-2	9	0	2	0	0	0	0	2	.222	3	0	0	0	.417	0	0	1-1	2	2	2	.667		
Totals	.301	24	834	156	251	33	3	35	147	395	.474	100	20	184	15	.385	10	3	11-14	597	236	28	.967		
Opponents	.301	24	800	156	241	46	3	18	151	347	.434	102	30	143	14	.396	11	15	27-38	612	209	19	.977		

LOB - Team (199), Opp (205). DPs turned - Team (19), Opp (21). IBB - Team (1), Koontz, D. 1, Opp (1). Picked off - Hudson, T. 1, Nolan, S. 1, DeMartino, A 1.

(American games only Sorted by Earned run avg)

Player	era	w-l	app	gs	cg	sho	sv	ip	h	r	er	bb	so	2b	3b	hr	b/avg	wp	hp	bks	sfa	sha	
12 Chase Carson	5.05	0-2	9	0	0	0/0	1	35.2	44	22	20	9	24	7	1	3	.295	5	2	1	2	3	
21 Adam Stanton	5.35	3-1	11	0	0	0/0	0	35.1	42	22	21	10	21	8	0	2	.294	0	5	1	2	0	
30 Eddie Copper	7.22	2-3	8	8	0	0/0	0	28.2	33	24	23	25	24	7	0	1	.297	3	6	0	1	4	

36 Adam Baker	0.00	0-0	1	0	0	0/0	0	2.0	0	0	0	0	1	0	0	0	.000	0	0	0	0	0	
44 Walker Morgan	0.00	0-0	2	0	0	0/0	0	1.1	0	0	0	0	1	0	0	0	.000	0	0	0	0	0	
25 Jaden Winter	3.12	0-0	5	2	0	0/0	0	8.2	14	4	3	4	5	1	0	0	.368	3	2	0	1	0	
28 Ryan Combs	4.05	2-2	7	4	1	1/0	0	20.0	17	9	9	7	18	3	0	2	.227	1	5	1	0	0	
45 Sebastian Perez	4.50	0-0	6	0	0	0/0	0	6.0	8	3	3	4	2	2	0	0	.333	0	2	0	1	0	
34 Chayse Oxborrow	7.36	0-1	3	3	0	0/0	0	7.1	10	6	6	6	6	3	0	0	.323	0	1	0	0	0	
29 Joseph Taylor	8.34	3-2	10	1	0	0/0	2	22.2	26	21	21	8	17	6	1	1	.292	2	3	0	2	2	
24 AJ Camp	9.39	0-1	5	0	0	0/0	0	7.2	10	10	8	7	10	2	0	1	.323	1	3	0	1	2	
32 Drew Munn	11.21	0-2	8	5	0	0/0	1	17.2	28	25	22	14	10	6	1	5	.368	0	1	0	0	3	
17 Wesley Jones	12.46	0-0	4	1	0	0/0	0	4.1	6	6	6	3	2	0	0	2	.375	1	0	0	1	1	
35 Andrew Kribbs	21.60	0-0	2	0	0	0/0	0	1.2	3	4	4	5	2	1	0	1	.429	1	0	0	0	0	
Totals	6.60	10-14	24	24	1	1/0	4	199.0	241	156	146	102	143	46	3	18	.301	17	30	3	11	15	
Opponents	6.31	14-10	24	24	0	0/0	9	204.0	251	156	143	100	184	33	3	35	.301	15	20	1	10	3	

PB - Team (1), Stricklin, C 1, Opp (2). Pickoffs - Team (4), Carson, C. 2, Stricklin, C 1, Stanton, A. 1, Opp (3). SBA/ATT - Stricklin, C (22-31), Copper, E. (5-7), Carson, C. (4-6), Orozco, A. (5-6), Stanton, A. (4-4), Oxborrow, C. (3-4), Taylor, J. (2-3), Winter, J. (3-3), Munn, D. (1-3), Combs, R. (3-3), Camp, A. (2-2), Jones, W. (0-1), Kribbs, A. (0-1), Perez, S. (0-1).

Record: 17-11 Home: 17-11 Away: 0-0 American: 5-4

Player	avg	gp-gs	ab	r	h	2b	3b	hr	rbi	tb	slg%	bb	hp	so	gdp	ob%	sf	sh	sb-att	po	a	e	fld%	
27 Todd Hudson	.391	25-23	92	26	36	5	0	5	24	56	.609	12	0	20	0	.449	3	1	3-3	41	2	2	.956	
23 Spencer Nolan	.360	28-28	111	29	40	9	0	2	18	55	.495	20	1	17	2	.459	1	1	6-8	54	41	3	.969	
22 Cody Gunderson	.343	28-28	108	29	37	7	0	7	26	65	.602	14	8	19	3	.444	3	0	1-1	187	25	5	.977	
13 Cale Stricklin	.313	26-25	83	13	26	4	0	0	18	30	.361	7	5	14	2	.380	5	4	0-0	243	25	0	1.000	
8 Robert Nedry	.313	28-28	96	20	30	5	1	2	16	43	.448	18	5	21	0	.442	1	2	6-7	31	45	3	.962	
20 Dylan Koontz	.300	28-26	90	28	27	3	1	7	29	53	.589	17	14	20	2	.472	2	0	0-0	14	2	0	1.000	
9 Alec DeMartino	.296	28-28	108	17	32	7	1	3	24	50	.463	18	1	32	1	.402	0	0	2-3	45	1	2	.958	
3 Adrian Jimenez	.242	28-28	95	14	23	4	2	1	12	34	.358	14	4	15	1	.360	1	3	1-1	29	43	3	.960	

18 Dawson Bryce	.358	15-15	67	14	24	5	1	3	16	40	.597	5	0	11	2	.392	2	0	3-3	9	31	1	.976	
40 Aaron Orozco	.333	8-3	12	2	4	0	0	0	1	4	.333	1	1	4	0	.429	0	0	0-0	30	0	0	1.000	
44 Walker Morgan	.200	3-2	5	1	1	0	0	0	0	1	.200	0	0	3	0	.200	0	0	0-0	0	1	0	1.000	
6 Johnny Sutryk	.174	20-13	46	8	8	1	0	2	5	15	.326	3	1	17	1	.240	0	1	5-5	23	2	0	1.000	
2 Juan Rivera	.100	9-1	10	2	1	1	0	0	0	2	.200	0	0	1	0	.100	0	0	1-1	1	1	0	1.000	
Totals	.310	28	936	206	290	51	6	32	189	449	.480	132	41	197	14	.411	18	12	28-32	735	249	22	.978	
Opponents	.242	28	908	127	220	41	4	18	124	323	.356	113	26	271	16	.341	6	17	33-48	690	240	27	.972	

LOB - Team (243), Opp (208). DPs turned - Team (20), Opp (21). TPs turned - Team (0), Opp (1). IBB - Team (1), Koontz, D. 1, Opp (5). Picked off - Nolan, S. 1.

(Hayes Stadium Sorted by Earned run avg)

Player	era	w-l	app	gs	cg	sho	sv	ip	h	r	er	bb	so	2b	3b	hr	b/avg	wp	hp	bks	sfa	sha
12 Chase Carson	2.10	2-2	13	0	0	0/1	1	34.1	29	12	8	11	36	5	0	1	.220	4	3	2	0	3
32 Drew Munn	3.52	2-1	8	6	0	0/2	0	30.2	26	14	12	11	21	6	1	4	.245	0	2	0	1	2
30 Eddie Copper	4.18	3-2	8	7	0	0/0	0	32.1	25	15	15	19	39	3	0	2	.223	2	5	0	2	3

44 Walker Morgan	0.00	0-0	3	1	0	0/0	0	6.1	2	3	0	1	6	0	0	1	.091	0	1	0	0	0
21 Adam Stanton	2.08	1-0	9	0	0	0/1	1	21.2	18	6	5	6	16	1	0	0	.228	0	2	0	0	1
24 AJ Camp	2.70	1-0	12	0	0	0/1	0	13.1	12	5	4	6	18	0	0	2	.250	2	1	0	0	2
28 Ryan Combs	2.89	2-0	10	2	1	1/1	0	18.2	15	6	6	7	29	5	0	1	.221	1	3	1	0	1
29 Joseph Taylor	3.62	2-3	9	1	0	0/0	2	27.1	29	11	11	10	36	5	1	0	.274	1	0	0	2	3
47 Hunter Sloop	5.68	1-0	4	0	0	0/0	0	6.1	6	4	4	6	8	1	0	0	.261	2	2	0	0	0
34 Chayse Oxborrow	6.17	1-0	6	3	0	0/1	0	11.2	9	8	8	4	18	2	0	0	.214	0	2	0	0	0
45 Sebastian Perez	7.50	0-0	11	0	0	0/0	0	18.0	21	16	15	12	17	4	0	2	.292	1	0	0	0	1
25 Jaden Winter	7.71	0-0	4	0	0	0/0	0	4.2	6	4	4	2	3	3	0	0	.316	0	1	0	1	0
17 Wesley Jones	8.36	2-2	8	5	0	0/0	0	14.0	14	13	13	7	16	4	1	4	.259	1	1	1	0	1
35 Andrew Kribbs	10.80	0-1	2	1	0	0/0	0	1.2	1	3	2	3	4	0	0	0	.143	1	1	0	0	0
36 Adam Baker	11.25	0-0	4	2	0	0/0	0	4.0	5	5	5	6	4	1	0	1	.313	2	1	0	0	0
11 Jacob Gholston	99.00	0-0	1	0	0	0/0	0	0.0	2	2	2	2	0	1	1	0	1.000	1	1	0	0	0
Totals	4.19	17-11	28	28	1	4/3	4	245.0	220	127	114	113	271	41	4	18	.242	18	26	4	6	17
Opponents	7.67	11-17	28	28	0	0/0	6	230.0	290	206	196	132	197	51	6	32	.310	32	41	3	18	12

PB - Team (1), Stricklin, C 1, Opp (2). Pickoffs - Team (7), Carson, C. 2, Oxborrow, C. 2, Stanton, A. 1, Stricklin, C 1, Camp, A. 1, Opp (1). SBA/ATT - Stricklin, C (28-38), Copper, E. (6-8), Munn, D. (1-6), Camp, A. (4-5), Taylor, J. (4-5), Oxborrow, C. (3-5), Perez, S. (3-4), Orozco, A. (4-4), Stanton, A. (3-3), Combs, R. (2-2), Sloop, H. (1-2), Carson, C. (1-2), Jones, W. (1-2), Morgan, W. (1-1), Winter, J. (1-1), Baker, A. (1-1), Kribbs, A. (1-1).

Record: 9-15 Home: 0-1 Away: 9-13 Neutral: 0-1 American: 5-10

Player	avg	gp-gs	ab	r	h	2b	3b	hr	rbi	tb	slg%	bb	hp	so	gdp	ob%	sf	sh	sb-att	po	a	e	fld%	
9 Alec DeMartino	.378	22-22	82	24	31	8	1	8	25	65	.793	16	0	18	0	.480	0	0	3-4	35	1	1	.973	
22 Cody Gunderson	.330	24-24	97	17	32	9	0	2	9	47	.485	10	3	19	2	.409	0	0	0-0	132	19	1	.993	
3 Adrian Jimenez	.321	24-23	81	17	26	2	0	1	12	31	.383	16	3	10	5	.446	1	0	2-2	19	63	5	.943	
20 Dylan Koontz	.298	24-24	84	16	25	3	0	4	21	40	.476	18	4	21	0	.435	2	0	1-1	61	6	2	.971	
8 Robert Nedry	.280	24-24	82	14	23	5	0	2	12	34	.415	14	2	21	1	.398	0	1	2-3	29	45	7	.914	
27 Todd Hudson	.278	24-23	97	15	27	0	0	4	14	39	.402	12	1	15	0	.364	0	0	1-4	49	3	1	.981	
13 Cale Stricklin	.276	22-22	76	14	21	2	0	4	18	35	.461	9	3	17	2	.371	1	1	0-0	125	14	0	1.000	
23 Spencer Nolan	.245	24-24	110	17	27	4	1	2	8	39	.355	4	2	25	1	.284	0	0	5-5	55	9	0	1.000	

18 Dawson Bryce	.268	11-11	41	8	11	3	0	0	6	14	.341	3	3	7	2	.340	3	0	2-2	8	24	3	.914	
2 Juan Rivera	.214	8-4	14	0	3	0	0	0	0	3	.214	3	0	1	0	.353	0	0	0-0	7	5	3	.800	
44 Walker Morgan	.200	4-0	5	1	1	1	0	0	1	2	.400	0	0	2	0	.200	0	0	0-0	0	0	0	.000	
6 Johnny Sutryk	.188	17-8	32	6	6	1	0	2	5	13	.406	3	0	11	1	.257	0	1	0-1	21	2	0	1.000	
40 Aaron Orozco	.167	12-6	24	3	4	0	0	1	7	7	.292	4	1	8	2	.300	1	0	0-0	25	4	0	1.000	
Totals	.286	24	828	152	237	38	2	30	138	369	.446	112	22	177	16	.382	8	3	16-22	576	222	28	.966	
Opponents	.320	24	801	186	256	56	4	22	176	386	.482	117	27	145	12	.418	12	8	32-38	615	225	28	.968	

LOB - Team (206), Opp (203). DPs turned - Team (18), Opp (23). IBB - Team (1), Koontz, D. 1. Picked off - DeMartino, A 2, Bryce, D. 1, Hudson, T. 1.

(Non-Hayes Stadium Sorted by Earned run avg)

Player	era	w-l	app	gs	cg	sho	sv	ip	h	r	er	bb	so	2b	3b	hr	b/avg	wp	hp	bks	sfa	sha
21 Adam Stanton	6.19	2-1	12	0	0	0/0	1	32.0	42	24	22	10	24	9	0	2	.309	0	5	3	2	0
12 Chase Carson	9.75	0-2	12	1	0	0/0	0	24.0	40	29	26	11	13	8	1	4	.367	2	2	0	2	2

36 Adam Baker	0.00	0-0	1	0	0	0/0	0	2.0	0	0	0	0	1	0	0	0	.000	0	0	0	0	0
44 Walker Morgan	0.00	0-0	2	0	0	0/0	0	1.1	0	0	0	0	1	0	0	0	.000	0	0	0	0	0
25 Jaden Winter	3.63	0-0	11	2	0	0/1	0	17.1	22	8	7	8	10	2	1	0	.314	3	2	0	1	0
34 Chayse Oxborrow	5.40	0-1	6	4	0	0/1	0	13.1	19	8	8	7	13	7	0	2	.339	0	0	0	0	0
24 AJ Camp	6.14	0-1	8	0	0	0/0	0	14.2	14	12	10	10	18	4	0	2	.264	1	3	0	2	2
28 Ryan Combs	6.75	1-2	9	3	0	0/0	0	16.0	19	12	12	7	14	3	0	3	.288	0	4	2	0	0
30 Eddie Copper	7.50	1-2	6	6	0	0/1	0	18.0	23	16	15	13	13	6	0	0	.311	3	4	0	0	1
35 Andrew Kribbs	8.53	0-1	7	2	0	0/1	0	6.1	4	11	6	15	6	2	0	1	.190	3	1	0	1	0
29 Joseph Taylor	9.53	4-1	14	0	0	0/0	1	22.2	24	25	24	17	17	4	2	2	.270	4	3	0	1	1
17 Wesley Jones	12.27	0-2	6	2	0	0/0	0	7.1	13	10	10	5	5	2	0	2	.406	2	0	0	1	1
32 Drew Munn	15.32	1-1	8	3	0	0/0	1	12.1	23	22	21	10	8	7	0	3	.390	1	1	0	0	1
45 Sebastian Perez	17.36	0-1	8	1	0	0/0	1	4.2	13	9	9	4	2	2	0	1	.500	0	2	0	2	0
Totals	7.92	9-15	24	24	0	1/1	4	192.0	256	186	169	117	145	56	4	22	.320	19	27	5	12	8
Opponents	5.44	15-9	24	24	0	0/0	6	205.0	237	152	124	112	177	38	2	30	.286	18	22	1	8	3

PB - Team (2), Stricklin, C 2, Opp (3). Pickoffs - Team (2), Stricklin, C 1, Oxborrow, C. 1, Opp (4). SBA/ATT - Stricklin, C (25-30), Orozco, A. (7-8), Carson, C. (5-6), Kribbs, A. (5-6), Copper, E. (3-4), Stanton, A. (4-4), Taylor, J. (4-4), Winter, J. (4-4), Camp, A. (2-3), Jones, W. (1-2), Combs, R. (2-2), Oxborrow, C. (1-2), Perez, S. (1-1).

Record: 3-2 Home: 1-1 Away: 2-1 American: 2-1

Player	avg	gp-gs	ab	r	h	2b	3b	hr	rbi	tb	slg%	bb	hp	so	gdp	ob%	sf	sh	sb-att	po	a	e	fld%	
22 Cody Gunderson	.429	5-5	21	7	9	2	0	1	5	14	.667	4	1	4	0	.538	0	0	1-1	40	3	0	1.000	
9 Alec DeMartino	.381	5-5	21	7	8	1	0	4	12	21	1.000	4	0	1	0	.480	0	0	0-0	10	0	0	1.000	
27 Todd Hudson	.333	5-5	21	6	7	0	0	2	8	13	.619	2	1	3	0	.400	1	0	0-1	7	1	1	.889	
3 Adrian Jimenez	.300	5-5	20	4	6	0	0	1	4	9	.450	3	0	2	1	.391	0	0	1-1	5	9	1	.933	
8 Robert Nedry	.278	5-5	18	6	5	1	0	1	6	9	.500	5	0	1	0	.435	0	0	2-2	5	12	0	1.000	
23 Spencer Nolan	.238	5-5	21	6	5	1	0	0	1	6	.286	0	0	5	0	.238	0	0	2-2	13	5	1	.947	
20 Dylan Koontz	.200	5-5	15	4	3	1	0	0	4	4	.267	5	4	2	0	.462	2	0	0-0	0	0	0	.000	
13 Cale Stricklin	.083	4-4	12	5	1	0	0	1	4	4	.333	4	1	0	0	.333	1	0	0-0	24	1	0	1.000	

2 Juan Rivera	1.000	2-0	2	0	2	1	0	0	0	3	1.500	0	0	0	0	1.000	0	0	0-0	0	0	0	.000	
18 Dawson Bryce	.385	3-3	13	3	5	1	0	0	2	6	.462	0	0	1	0	.357	1	0	0-0	5	9	1	.933	
40 Aaron Orozco	.333	3-1	3	0	1	0	0	0	0	1	.333	0	1	0	0	.500	0	0	0-0	11	0	0	1.000	
6 Johnny Sutryk	.000	3-2	7	2	0	0	0	0	0	0	.000	2	0	3	0	.222	0	0	0-0	5	0	0	1.000	
Totals	.299	5	174	50	52	8	0	10	46	90	.517	29	8	22	1	.412	5	0	6-7	126	45	4	.977	
Opponents	.258	5	163	37	42	11	0	7	37	74	.454	23	7	31	1	.365	4	0	6-7	127	48	5	.972	

LOB - Team (39), Opp (34). DPs turned - Team (3), Opp (2).

(Last Five Games Sorted by Earned run avg)

Player	era	w-l	app	gs	cg	sho	sv	ip	h	r	er	bb	so	2b	3b	hr	b/avg	wp	hp	bks	sfa	sha
44 Walker Morgan	0.00	0-0	3	1	0	0/0	0	6.2	2	3	0	1	7	0	0	1	.083	0	1	0	0	0
47 Hunter Sloop	3.00	1-0	2	0	0	0/0	0	6.0	4	2	2	6	7	1	0	0	.200	2	0	0	0	0
28 Ryan Combs	3.38	1-0	1	1	0	0/0	0	5.1	5	2	2	2	2	0	0	1	.250	0	2	0	0	0
12 Chase Carson	3.60	0-0	1	0	0	0/0	0	5.0	6	3	2	1	3	4	0	0	.286	0	0	0	1	0
21 Adam Stanton	9.95	0-0	1	0	0	0/0	0	6.1	9	7	7	1	5	3	0	0	.321	0	1	0	1	0

29 Joseph Taylor	0.00	1-0	2	0	0	0/0	0	3.2	1	0	0	0	0	0	0	0	.100	0	0	0	0	0
35 Andrew Kribbs	0.00	0-0	2	0	0	0/0	0	1.0	0	0	0	3	3	0	0	0	.000	0	0	0	0	0
25 Jaden Winter	2.45	0-0	3	0	0	0/0	0	3.2	4	1	1	0	0	2	0	0	.308	0	0	0	2	0
32 Drew Munn	22.50	0-0	1	1	0	0/0	0	2.0	3	5	5	3	2	1	0	2	.333	0	0	0	0	0
17 Wesley Jones	36.00	0-1	1	1	0	0/0	0	1.0	2	4	4	1	1	0	0	2	.400	0	1	0	0	0
30 Eddie Copper	36.00	0-1	2	1	0	0/0	0	1.0	3	4	4	1	1	0	0	0	.500	0	2	0	0	0
36 Adam Baker	54.00	0-0	1	0	0	0/0	0	0.1	1	2	2	2	0	0	0	1	.500	1	0	0	0	0
45 Sebastian Perez	99.00	0-0	1	0	0	0/0	0	0.0	2	4	4	2	0	0	0	0	1.000	0	0	0	0	0
Totals	7.07	3-2	5	5	0	0/0	0	42.0	42	37	33	23	31	11	0	7	.258	3	7	0	4	0
Opponents	9.78	2-3	5	5	0	0/0	1	42.1	52	50	46	29	22	8	0	10	.299	8	8	0	5	0

SBA/ATT - Stricklin, C (5-5), Stanton, A. (3-3), Carson, C. (2-2), Morgan, W. (1-1), Orozco, A. (1-1), Sloop, H. (0-1).

Record: 7-3 Home: 4-1 Away: 3-2 American: 6-1

Player	avg	gp-gs	ab	r	h	2b	3b	hr	rbi	tb	slg%	bb	hp	so	gdp	ob%	sf	sh	sb-att	po	a	e	fld%	
22 Cody Gunderson	.429	10-10	35	12	15	2	0	2	9	23	.657	10	3	6	0	.583	0	0	1-1	55	7	2	.969	
9 Alec DeMartino	.366	10-10	41	10	15	2	0	5	17	32	.780	4	0	7	0	.422	0	0	0-1	20	0	0	1.000	
27 Todd Hudson	.349	10-10	43	11	15	1	0	2	8	22	.512	3	1	10	0	.396	1	0	1-2	19	1	1	.952	
8 Robert Nedry	.344	10-10	32	9	11	3	0	1	8	17	.531	8	0	5	0	.463	1	0	2-2	11	17	1	.966	
23 Spencer Nolan	.316	10-10	38	9	12	2	0	1	4	17	.447	3	0	8	0	.366	0	0	2-2	17	10	1	.964	
3 Adrian Jimenez	.308	10-10	39	9	12	1	0	1	8	16	.410	6	1	4	2	.413	0	0	1-1	11	16	2	.931	
20 Dylan Koontz	.281	10-10	32	8	9	1	1	1	12	15	.469	8	4	7	0	.438	4	0	0-0	13	1	2	.875	
13 Cale Stricklin	.214	9-9	28	6	6	0	0	1	8	9	.321	5	3	6	0	.378	1	1	0-0	62	4	0	1.000	

2 Juan Rivera	.400	3-1	5	0	2	1	0	0	0	3	.600	0	0	0	0	.400	0	0	0-0	2	1	1	.750	
18 Dawson Bryce	.385	3-3	13	3	5	1	0	0	2	6	.462	0	0	1	0	.357	1	0	0-0	5	9	1	.933	
6 Johnny Sutryk	.158	7-5	19	4	3	0	0	1	1	6	.316	3	0	7	1	.273	0	0	0-1	15	0	0	1.000	
40 Aaron Orozco	.143	4-2	7	0	1	0	0	0	0	1	.143	0	1	0	2	.250	0	0	0-0	11	0	0	1.000	
Totals	.319	10	332	81	106	14	1	15	77	167	.503	50	13	61	5	.419	8	1	7-10	246	78	11	.967	
Opponents	.246	10	317	58	78	19	0	9	54	124	.391	50	13	70	2	.366	5	3	13-16	241	91	5	.985	

LOB - Team (82), Opp (84). DPs turned - Team (5), Opp (8).

(Last 10 Games Sorted by Earned run avg)

Player	era	w-l	app	gs	cg	sho	sv	ip	h	r	er	bb	so	2b	3b	hr	b/avg	wp	hp	bks	sfa	sha
28 Ryan Combs	1.46	2-0	2	2	1	1/0	0	12.1	8	2	2	3	11	0	0	1	.182	0	4	1	0	0
30 Eddie Copper	5.40	1-1	4	3	0	0/0	0	10.0	10	6	6	9	12	1	0	0	.263	0	3	0	0	1
21 Adam Stanton	8.49	1-0	3	0	0	0/0	0	11.2	18	12	11	4	11	6	0	1	.340	0	3	0	1	0

44 Walker Morgan	0.00	0-0	3	1	0	0/0	0	6.2	2	3	0	1	7	0	0	1	.083	0	1	0	0	0
12 Chase Carson	1.86	0-0	3	0	0	0/0	1	9.2	11	5	2	3	7	5	0	0	.256	2	0	0	1	0
25 Jaden Winter	1.93	0-0	4	0	0	0/0	0	4.2	4	1	1	3	0	2	0	0	.250	0	0	0	2	0
29 Joseph Taylor	2.79	2-0	5	0	0	0/0	1	9.2	5	3	3	0	5	0	0	1	.156	0	0	0	1	1
47 Hunter Sloop	3.00	1-0	2	0	0	0/0	0	6.0	4	2	2	6	7	1	0	0	.200	2	0	0	0	0
35 Andrew Kribbs	4.50	0-0	3	1	0	0/0	0	2.0	0	2	1	5	3	0	0	0	.000	0	0	0	0	0
32 Drew Munn	12.15	0-0	3	2	0	0/0	0	6.2	7	9	9	8	5	3	0	2	.292	1	1	0	0	1
17 Wesley Jones	27.00	0-2	2	1	0	0/0	0	2.0	4	6	6	3	2	1	0	2	.400	1	1	0	0	0
36 Adam Baker	54.00	0-0	1	0	0	0/0	0	0.1	1	2	2	2	0	0	0	1	.500	1	0	0	0	0
45 Sebastian Perez	99.00	0-0	2	0	0	0/0	0	0.1	4	5	5	3	0	0	0	0	.800	0	0	0	0	0
Totals	5.49	7-3	10	10	1	1/0	2	82.0	78	58	50	50	70	19	0	9	.246	7	13	1	5	3
Opponents	8.63	3-7	10	10	0	0/0	1	80.1	106	81	77	50	61	14	1	15	.319	9	13	0	8	1

PB - Team (1), Stricklin, C 1. Pickoffs - Team (1), Stricklin, C 1. SBA/ATT - Stricklin, C (12-14), Carson, C. (3-3), Stanton, A. (3-3), Kribbs, A. (2-2), Taylor, J. (2-2), Munn, D. (0-2), Morgan, W. (1-1), Combs, R. (1-1), Sloop, H. (0-1), Orozco, A. (1-1), Copper, E. (1-1).

Record: 2-1 Home: 0-0 Away: 2-1 American: 2-1

Player	avg	gp-gs	ab	r	h	2b	3b	hr	rbi	tb	slg%	bb	hp	so	gdp	ob%	sf	sh	sb-att	po	a	e	fld%	
8 Robert Nedry	.455	3-3	11	5	5	1	0	1	6	9	.818	3	0	0	0	.571	0	0	1-1	3	8	0	1.000	
22 Cody Gunderson	.400	3-3	15	2	6	1	0	1	3	10	.667	1	0	1	0	.438	0	0	0-0	25	2	0	1.000	
23 Spencer Nolan	.385	3-3	13	5	5	1	0	0	1	6	.462	0	0	2	0	.385	0	0	2-2	11	2	0	1.000	
9 Alec DeMartino	.385	3-3	13	5	5	0	0	3	5	14	1.077	3	0	0	0	.500	0	0	0-0	7	0	0	1.000	
27 Todd Hudson	.308	3-3	13	3	4	0	0	1	3	7	.538	2	1	1	0	.438	0	0	0-1	5	0	0	1.000	
3 Adrian Jimenez	.286	3-3	14	3	4	0	0	1	4	7	.500	1	0	0	1	.333	0	0	1-1	3	6	1	.900	
20 Dylan Koontz	.167	3-3	12	1	2	0	0	0	2	2	.167	2	1	2	0	.313	1	0	0-0	0	0	0	.000	
13 Cale Stricklin	.100	3-3	10	5	1	0	0	1	3	4	.400	3	1	0	0	.357	0	0	0-0	14	1	0	1.000	

2 Juan Rivera	1.000	1-0	1	0	1	0	0	0	0	1	1.000	0	0	0	0	1.000	0	0	0-0	0	0	0	.000	
18 Dawson Bryce	.375	2-2	8	1	3	1	0	0	2	4	.500	0	0	0	0	.333	1	0	0-0	3	5	1	.889	
6 Johnny Sutryk	.000	2-1	3	2	0	0	0	0	0	0	.000	2	0	1	0	.400	0	0	0-0	2	0	0	1.000	
40 Aaron Orozco	.000	2-0	0	0	0	0	0	0	0	0	.000	0	0	0	0	.000	0	0	0-0	1	0	0	1.000	
Totals	.319	3	113	32	36	4	0	8	29	64	.566	17	3	7	1	.415	2	0	4-5	75	27	2	.981	
Opponents	.283	3	99	21	28	8	0	3	21	45	.455	10	5	13	1	.368	3	0	5-5	78	30	5	.956	

LOB - Team (25), Opp (21). DPs turned - Team (3), Opp (1).

(All games vs UAB Sorted by Earned run avg)

Player	era	w-l	app	gs	cg	sho	sv	ip	h	r	er	bb	so	2b	3b	hr	b/avg	wp	hp	bks	sfa	sha
29 Joseph Taylor	0.00	1-0	2	0	0	0/0	0	3.2	1	0	0	0	0	0	0	0	.100	0	0	0	0	0
28 Ryan Combs	3.38	1-0	1	1	0	0/0	0	5.1	5	2	2	2	2	0	0	1	.250	0	2	0	0	0
12 Chase Carson	3.60	0-0	1	0	0	0/0	0	5.0	6	3	2	1	3	4	0	0	.286	0	0	0	1	0
21 Adam Stanton	9.95	0-0	1	0	0	0/0	0	6.1	9	7	7	1	5	3	0	0	.321	0	1	0	1	0

25 Jaden Winter	0.00	0-0	1	0	0	0/0	0	1.2	1	0	0	0	0	0	0	0	.200	0	0	0	1	0
44 Walker Morgan	0.00	0-0	1	0	0	0/0	0	1.0	0	0	0	0	1	0	0	0	.000	0	0	0	0	0
35 Andrew Kribbs	0.00	0-0	1	0	0	0/0	0	0.0	0	0	0	2	0	0	0	0		0	0	0	0	0
32 Drew Munn	22.50	0-0	1	1	0	0/0	0	2.0	3	5	5	3	2	1	0	2	.333	0	0	0	0	0
30 Eddie Copper	99.00	0-1	1	1	0	0/0	0	0.0	3	4	4	1	0	0	0	0	1.000	0	2	0	0	0
Totals	7.20	2-1	3	3	0	0/0	0	25.0	28	21	20	10	13	8	0	3	.283	0	5	0	3	0
Opponents	9.69	1-2	3	3	0	0/0	1	26.0	36	32	28	17	7	4	0	8	.319	3	3	0	2	0

SBA/ATT - Stricklin, C (5-5), Stanton, A. (3-3), Carson, C. (2-2).

RECENT BOX SCORES



GAME 49

Charlotte 49ers Baseball
Charlotte at UAB
May 08, 2026 at Birmingham, Ala. (Young Memorial Field)

Charlotte 20 (24-25,9-13 American)										
Player	ab	r	h	rbi	bb	so	po	a	lob	
Adrian Jimenez ss	6	2	3	4	0	0	5	0		
Todd Hudson lf	3	2	2	2	0	1	0	2		
Cody Gunderson 1b	5	2	3	2	1	1	8	0		
Dylan Koontz dh	4	1	2	0	1	1	0	0	2	
Alec DeMartino rf	5	2	1	1	1	0	0	2		
Cale Stricklin c	3	3	1	3	2	0	3	0	3	
Aaron Orozco c	0	0	0	0	0	1	0	0		
Spencer Nolan 2b	5	4	3	0	0	1	3	2	0	
Robert Nedry 3b	5	3	3	5	0	0	2	4	0	
Johnny Sutryk cf	3	1	0	0	2	1	2	0	0	
Ryan Combs p	0	0	0	0	0	0	0	0	0	
Joseph Taylor p	0	0	0	0	0	0	0	0	0	
Walker Morgan p	0	0	0	0	0	0	0	0	0	
Totals	39	20	18	17	9	4	21	11	9	

UAB 2 (28-21,12-10 American)										
Player	ab	r	h	rbi	bb	so	po	a	lob	
Kevin Hall Jr. cf	4	1	1	1	0	0	3	0	1	
JP Head lf	2	0	1	0	0	1	0	0	0	
Landon Beaver dh	3	1	0	0	0	0	0	0	0	
Jake Merrick 3b	0	0	0	0	0	0	0	0	0	
Alex Dupuy 3b/p	3	0	1	0	0	1	1	4	0	
Brady Waugh 2b	1	0	1	0	2	0	1	2	0	
Andrew Hunt rf	3	0	1	0	0	2	0	2	2	
Wesley Helms 1b	3	0	0	0	0	0	7	0	2	
Austin Pierzynski c	3	0	0	0	0	0	4	1	0	
Alex Cheeseman ss	2	0	0	0	0	1	3	2	0	
Mason Steele p	0	0	0	0	0	0	0	0	0	
Brooks House p	0	0	0	0	0	0	0	0	0	
Braxton Shelton p	0	0	0	0	0	0	0	0	0	
Tyler Haines p	0	0	0	0	0	0	0	0	0	
Christian Helmers p	0	0	0	0	0	0	0	0	0	
Hunter Hyatt p	0	0	0	0	0	0	0	0	0	
Totals	24	2	5	2	2	3	21	9	5	

Score by Innings	1	2	3	4	5	6	7	R	H	E
Charlotte	4	0	0	5	2	2	7	20	18	0
UAB	0	0	0	0	2	0	2	5	3	

E - Pierzynski(8); A. Cheeseman 2(3). DP - CLT 2. LOB - CLT 9; UAB 5. 2B - Nolan, S.(13); Nedry, R.(10). HR - Jimenez, A.(2); Hudson, T.(8); Gunderson, C(9); DeMartino, A(8); Stricklin, C(4); Nedry, R.(4); K. Hall Jr.(8). HBP - Hudson, T.; Koontz, D.; J. Head; A. Cheeseman. SB - Nolan, S.(10). CS - Hudson, T.(3).

Charlotte	ip	h	r	er	bb	so	ab	bf	np
Ryan Combs	5.1	5	2	2	2	20	24	86	
Joseph Taylor	0.2	0	0	0	0	1	1	4	
Walker Morgan	1.0	0	0	0	1	3	3	21	

UAB	ip	h	r	er	bb	so	ab	bf	np
Mason Steele	3.2	8	9	5	3	2	18	21	74
Brooks House	0.1	0	0	0	2	0	1	3	12
Braxton Shelton	1.0	3	2	2	1	1	6	7	34
Tyler Haines	1.0	3	2	2	1	0	6	7	18
Christian Helmers	0.1	2	5	5	1	0	4	6	19
Hunter Hyatt	0.0	1	2	2	1	0	1	3	8
Alex Dupuy	0.2	1	0	0	0	1	3	3	15

Win - Combs, R. (3-2). Loss - M. Steele (5-3). Save - None.
WP - M. Steele(7); B. House(1); T. Haines(3). HBP - by Combs, R. (A. Cheeseman); by Combs, R. (J. Head); by C. Helmers (Koontz, D.); by H. Hyatt (Hudson, T.). Pitches/strikes: Combs, R. 86/56; Taylor, J. 4/2; Morgan, W. 21/13; M. Steele 74/39; B. House 12/2; B. Shelton 34/22; T. Haines 18/11; C. Helmers 19/10; H. Hyatt 8/2; A. Dupuy 15/9.
Umpires - HP: Brandon Henson 1B: Blake Thames 2B: Brandon Folks 3B: Jeff Bottoms
Start: 5:05 PM Time: 2:38 Attendance: 184
Weather: 68 degrees, Cloudy, Wind SW
H. Hyatt faced 3 batters in the 7th.

GAME 51

Charlotte 49ers Baseball
Charlotte at UAB
May 10, 2026 at Birmingham, Ala. (Young Memorial Field)

Charlotte 10 (25-26,10-14 American)										
Player	ab	r	h	rbi	bb	so	po	a	lob	
Robert Nedry 3b	4	2	1	1	0	0	2	0		
Todd Hudson lf	5	1	2	1	0	0	3	0	0	
Cody Gunderson 1b	5	0	1	0	0	10	2			
Dylan Koontz dh	3	0	0	2	1	0	0	0	0	
Johnny Sutryk rf	0	1	0	0	0	0	0	0	0	
Dawson Bryce ss	5	1	1	0	0	0	3	4	2	
Alec DeMartino rf	5	2	3	4	0	0	4	0		
Adrian Jimenez 2b	4	1	1	0	1	0	1	1	0	
Cale Stricklin c	4	1	0	0	0	6	0	0		
Spencer Nolan cf	4	1	1	1	0	2	0	2		
Drew Munn p	0	0	0	0	0	0	0	0	0	
Chase Carson p	0	0	0	0	0	1	0	0	0	
Joseph Taylor p	0	0	0	0	0	0	1	0	0	
Totals	39	10	10	10	3	0	30	10	4	

UAB 8 (29-22,13-11 American)										
Player	ab	r	h	rbi	bb	so	po	a	lob	
Kevin Hall Jr. cf	4	2	1	1	1	1	6	0	2	
JP Head dh	4	2	1	0	1	1	1	0	0	0
Landon Beaver rf	4	1	2	1	1	1	4	0	0	
Alex Dupuy 3b	4	0	0	1	0	1	0	1	1	
Brady Waugh 2b	4	3	2	3	1	0	0	3	1	
Andrew Hunt lf	5	0	1	1	0	0	7	0	0	
Wesley Helms 1b	5	0	1	0	0	1	9	1	0	
Austin Pierzynski c	4	0	1	1	0	0	0	1		
Alex Cheeseman pr	0	0	0	0	0	0	0	0	0	
Max Price c	1	0	0	0	0	0	0	0	0	
Baylor Roberts ss	4	0	1	0	0	0	2	5	1	
Justin Hicks p	0	0	0	0	0	0	1	0	0	
Brendan Conner p	0	0	0	0	0	0	1	2	0	
Riley Miller p	0	0	0	0	0	0	0	0	0	
Totals	39	8	10	8	4	5	30	12	6	

Score by Innings	1	2	3	4	5	6	7	8	9	10	R	H	E
Charlotte	0	7	0	1	0	0	0	0	0	2	10	10	1
UAB	1	1	4	1	1	0	0	0	0	0	8	10	0

E - Jimenez, A.(8). DP - CLT 1. LOB - CLT 4; UAB 6. 2B - Bryce, D.(8); L. Beaver(14); B. Waugh(10); A. Hunt(12); W. Helms(6); Pierzynski(3). HR - DeMartino, A 2(10); K. Hall Jr.(9); B. Waugh(6). HBP - Stricklin, C. SF - Koontz, D.(4); A. Dupuy(4). SB - Nedry, R.(7); Jimenez, A.(3); Nolan, S.(11); B. Waugh(5); A. Hunt(9).

Charlotte	ip	h	r	er	bb	so	ab	bf	np
Drew Munn	2.0	3	5	5	3	2	9	12	52
Chase Carson	5.0	6	3	2	1	3	21	23	76
Joseph Taylor	3.0	1	0	0	0	9	9	38	

UAB	ip	h	r	er	bb	so	ab	bf	np
Justin Hicks	1.1	6	7	7	0	0	10	11	37
Brendan Conner	8.0	4	3	3	3	0	27	31	105
Riley Miller	0.2	0	0	0	0	0	2	2	5

Win - Taylor, J. (6-4). Loss - B. Conner (4-2). Save - None.
HBP - by J. Hicks (Stricklin, C). Pitches/strikes: Munn, D. 52/23; Carson, C. 76/47; Taylor, J. 38/23; J. Hicks 37/22; B. Conner 105/61; R. Miller 5/3.
Umpires - HP: Brandon Folks 1B: Jeff Bottoms 2B: Brandon Henson 3B: Blake Thames
Start: 1:05 PM Time: 3:16 Attendance: 209
Weather: 78 degrees, Sun/Cloud, Wind 3E
Munn, D. faced 3 batters in the 3rd.
Carson, C. faced 1 batter in the 8th.

Gardner-Webb 1 (23-29)
Charlotte 11 (26-26)

Win - Sloop, H. (1-0). Loss - MANLEY,M (0-3). Save - None.
WP - PRESSLEY,D 3(10); Sloop, H.(2). HBP - by GRAYDON,T (Gunderson, C); by HUMPHRIES,C (Orozco, A.). Pitches/strikes: MANLEY,M 55/27; IANNIBELL,J 7/5; GRAYDON,T 39/25; PRESSLEY,D 31/17; HUMPHRIES,C 8/6; MURCER,J 21/12; Morgan, W. 54/38; Sloop, H. 33/24; Winter, J. 22/15; Copper, E. 8/6.
Umpires - HP: Robert Nunez 1B: Clint Lawson 3B: Brian Miller
Start: 6:06 pm Time: 2:40 Attendance: 676
Weather: 71, sunny, Wind from LF 6 mph

GAME 50

Charlotte 49ers Baseball
Charlotte at UAB
May 09, 2026 at Birmingham, Ala. (Young Memorial Field)

Charlotte 2 (24-26,9-14 American)										
Player	ab	r	h	rbi	bb	so	po	a	lob	
Adrian Jimenez 2b	4	0	0	0	0	2	0	5		
Juan Rivera ph	1	0	1	0	0	0	0	0	0	
Todd Hudson lf	5	0	0	0	1	1	0	0		
Cody Gunderson 1b	5	0	2	0	0	7	0	0		
Dylan Koontz dh	5	0	0	0	1	0	0	0		
Alec DeMartino rf	3	1	1	0	2	0	2	2		
Cale Stricklin c	3	1	0	0	1	0	5	1	3	
Aaron Orozco c	0	0	0	0	0	0	0	0	0	
Spencer Nolan cf	4	0	1	0	1	6	0	0		
Robert Nedry 3b	2	0	1	0	2	0	1	2	0	
Dawson Bryce ss	3	0	2	0	0	0	1	2		
Eddie Copper p	0	0	0	0	0	0	0	0	0	
Adam Stanton p	0	0	0	0	0	0	0	2	0	
Andrew Kribbs p	0	0	0	0	0	0	0	0	0	
Jaden Winter p	0	0	0	0	0	0	0	0	0	
Totals	35	2	8	2	5	3	24	6	12	


UAB 11 (29-21,13-10 American)										
Player	ab	r	h	rbi	bb	so	po	a	lob	
Kevin Hall Jr. cf	4	2	1	2	0	1	2	0	0	
JP Head dh	4	1	1	0	1	1	0	0	2	
Landon Beaver rf	4	2	3	1	1	0	5	0	0	
Alex Dupuy 3b	2	2	0	2	1	0	0	3	1	
Brady Waugh 2b	5	0	2	3	0	1	4	4	2	
Andrew Hunt lf	3	1	1	1	0	2	0	2	1	
Wesley Helms 1b	4	1	3	1	0	0	9	0	0	
Max Price c	5	1	1	1	0	2	4	0	1	
Baylor Roberts ss	5	1	1	0	0	0	1	2	3	
Carter Samuelson p	0	0	0	0	0	0	0	0	0	
Chase Ingram p	0	0	0	0	0	0	0	0	0	
Totals	36	11	13	11	4	5	27	9	10	

Score by Innings	1	2	3	4	5	6	7	8	9	R	H	E
Charlotte	0	0	0	1	0	1	0	0	0	2	8	1
UAB	4	0	0	3	0	0	4	0	X	11	13	2

E - Bryce, D.(4); A. Dupuy(3); B. Roberts(13). DP - UAB 1. LOB - CLT 12; UAB 10. 2B - Gunderson, C(15); K. Hall Jr.(5); B. Waugh(9); A. Hunt(11). HBP - K. Hall Jr.; A. Dupuy; A. Hunt. SF - Bryce, D.(5); A. Dupuy(3); W. Helms(4). SB - W. Helms(4); B. Roberts 2(8).

Charlotte	ip	h	r	er	bb	so	ab	bf	np
Eddie Copper	0.0	3	4	4	1	0	3	6	19
Adam Stanton	6.1	9	7	7	1	5	28	31	90
Andrew Kribbs	0.0	0	0	2	0	0	2	9	
Jaden Winter	1.2	1	0	0	0	0	5	6	21

UAB	ip	h	r	er	bb	so	ab	bf	np
Carter Samuelson	5.0	5</							



JUAN RIVERA

#2 • INFILDER

YEAR	HEIGHT	WEIGHT	B/T
SR	5-7	160	L/R

HOMETOWN	HIGH SCHOOL
MISSION, TEXAS	SHARYLAND PIONEER

TRANSFER FROM
UTRGV/DODGE CITY CC

[X @JUANRRIVERAAA](#) [@JUANRRIVERA2](#)

SEASON STATS

AVG/OBP/SLG	AB	R	H	RBI	BB	SO	1B	2B	3B	HR	SB
.167/.259/.208	24	2	4	0	3	2	3	1	0	0	1

LAST GAME PLAYED

OPPONENT
GARDNER-WEBB

LOCATION
THE HAYES

RESULT
W, 11-1 (8 Inn.)

DATE
MAY 12, 2026

DEFENSIVE SUBSTITUTE

1	0	1
AT BATS	RUNS	HITS
0	0	0
RBI	WALKS	STRIKEOUTS

SEASON HIGHS

AB: 3	3x, last:	at Liberty.....	4/28
R: 1	2x, last:	St. John's.....	3/15
H: 1	4x, last:	Gardner-Webb.....	5/12
RBI:		N/A	
SB: 1		South Florida.....	3/27
BB: 2		at Florida Atlantic.....	4/24

CAREER HIGHS

AB: 6		at Tulane.....	5/17/25
R: 4		UNC Asheville.....	5/13/25
H: 3	2x, last:	at Tulane.....	5/15/25
RBI: 4		at Rice.....	5/4/25
SB: 1	6x, last:	South Florida.....	3/27/26
BB: 3		Old Dominion.....	2/21/25

HITTING STREAKS

CURRENT	START	END
2 Games		
LONGEST	START	END
6 Games	5/13/25.....	5/22/25

ON BASE STREAKS

CURRENT	START	END
2 Games		
LONGEST	START	END
14 Games	5/2/25.....	5/23/25

GAMES WITH...

	2026	CAREER
Multiple Hits	0	6
3+ Hits	0	2
Multiple RBI	0	3
3+ RBI	0	2
Multiple HRs	0	0

RIVERA'S CAREER STATS

SEASON	AVG	GP-GS	AB	R	H	2B	3B	HR	RBI	SLG%	BB	HBP	SO	GDP	OB%	SF	SH	SB	PO	A	E	FLD%
2023 (UTRGV)	.143	5-2	7	3	1	0	0	0	1	.143	2	0	1	0	.333	0	0	4	0	0	0	1.000
2025	.270	44-29	115	22	31	8	0	2	17	.391	19	3	15	4	.384	1	5	5	26	9	0	1.000
2026	.167	17-5	24	2	4	1	0	0	0	.208	3	0	2	0	.259	0	0	1	8	6	3	.824
CAREER	.247	66-36	146	27	36	9	0	2	18	.349	24	3	18	4	.362	1	5	6	38	15	3	.946



ADRIAN JIMENEZ

#3 • INFILDER

(HE-MEN-EZZ)

YEAR	HEIGHT	WEIGHT	B/T
SO	5-10	185	R/R

HOMETOWN	HIGH SCHOOL
LILBURN, GA.	PARKVIEW

TRANSFER FROM
VCU

[X @ADUBB_2](#) [@ADRIAN.JIMENEZ_2](#)

SEASON STATS

AVG/OBP/SLG	AB	R	H	RBI	BB	SO	1B	2B	3B	HR	SB
.278/.400/.369	176	31	49	24	30	25	39	6	2	2	3

LAST GAME PLAYED

OPPONENT
GARDNER-WEBB

LOCATION
THE HAYES

RESULT
W, 11-1 (8 Inn.)

DATE
MAY 12, 2026

STARTING SECOND BASEMAN

2	0	0
AT BATS	RUNS	HITS
0	1	0
RBI	WALKS	STRIKEOUTS

SEASON HIGHS

AB: 6		at UAB.....	5/8
R: 4		at Wichita State.....	3/21
H: 4		at Wichita State.....	3/21
RBI: 4		at UAB.....	5/8
SB: 1	3x, last:	at UAB.....	5/10
BB: 3		at UTSA.....	4/19

CAREER HIGHS

AB: 6	2x, last:	at UAB.....	5/8/26
R: 4		at Wichita State.....	3/21/26
H: 4		at Wichita State.....	3/21/26
RBI: 4		at UAB.....	5/8/26
SB: 2		at William & Mary.....	4/1/25 *at VCU*
BB: 3	2x, last:	at UTSA.....	4/19/26

HITTING STREAKS

CURRENT	START	END

LONGEST	START	END
11 Games	4/5/25.....	4/22/25

ON BASE STREAKS

CURRENT	START	END
2 Games		
LONGEST	START	END
19 Games	2/25/26.....	3/27/26

GAMES WITH...

	2026	CAREER
Multiple Hits	15	33
3+ Hits	2	3
Multiple RBI	5	12
3+ RBI	1	2
Multiple HRs	0	0

JIMENEZ'S CAREER STATS

SEASON	AVG	GP-GS	AB	R	H	2B	3B	HR	RBI	SLG%	BB	HBP	SO	GDP	OB%	SF	SH	SB	PO	A	E	FLD%
2025 (VCU)	.304	41-39	158	25	48	10	0	1	24	.386	16	4	20	1	.380	1	0	6	49	76	6	.954
2026	.278	52-51	176	31	49	6	2	2	24	.369	30	7	25	6	.400	2	3	3	48	106	8	.951
CAREER	.290	93-90	334	56	97	16	2	3	48	.377	46	11	45	7	.391	3	3	9	97	182	14	.952



JOHNNY SUTRYK

#6 • OUTFIELDER

(SOO-TRICK)

YEAR	HEIGHT	WEIGHT	B/T
JR	6-1	215	R/R

HOMETOWN	HIGH SCHOOL
VIRGINIA BEACH, VA.	IMG ACADEMY

@JSUTRYK

@JOHNNYSUTRYK

SEASON STATS

AVG/OBP/SLG	AB	R	H	RBI	BB	SO	1B	2B	3B	HR	SB
.179/.247/.359	78	14	14	10	6	28	8	2	0	4	5

LAST GAME PLAYED

OPPONENT
UAB
LOCATION
BIRMINGHAM, ALA.
RESULT
W, 10-8 (10 Inn.)
DATE
MAY 10, 2026
PINCH RUNNER

0	1	0
AT BATS	RUNS	HITS
0	0	0
RBI	WALKS	STRIKEOUTS

SEASON HIGHS

AB:	4	10x, last:	Tulane	5/3
R:	1	14x, last:	at UAB	5/10
H:	2	2x, last:	South Florida	3/29
RBI:	3		at East Carolina	4/3
SB:	2		St. John's	3/15
BB:	2	2x, last:	at UAB	5/8

CAREER HIGHS

AB:	6		at UAB	4/27/24
R:	2		Wichita State	4/6/25
H:	2	8x, last:	South Florida	3/29/26
RBI:	3	6x, last:	at East Carolina	4/3/26
SB:	2	2x, last:	St. John's	3/15/26
BB:	2	2x, last:	AT UAB	5/8/26

HITTING STREAKS

CURRENT

LONGEST **START** **END**
5 Games, 2x, last: 3/29/26 4/7/26

ON BASE STREAKS

CURRENT

1 Game

LONGEST **START** **END**
5 Games, 3x, last: 3/29/26 4/7/26

GAMES WITH...

	2026	CAREER
Multiple Hits	2	8
3+ Hits	0	0
Multiple RBI	3	12
3+ RBI	1	6
Multiple HRs	0	0

SUTRYK'S CAREER STATS

SEASON	AVG	GP-GS	AB	R	H	2B	3B	HR	RBI	SLG%	BB	HBP	SO	GDP	OB%	SF	SH	SB	PO	A	E	FLD%
2024	.253	40-26	91	12	23	5	1	4	20	.462	5	5	41	0	.327	0	0	4	43	2	2	.957
2025	.146	25-12	48	9	7	1	0	4	13	.417	9	0	16	0	.276	1	1	1	24	0	1	.960
2026	.179	37-21	78	14	14	2	0	4	10	.359	6	1	28	2	.247	0	2	5	44	4	0	1.000
CAREER	.203	102-59	217	35	44	8	1	12	43	.415	20	6	85	2	.287	1	3	10	111	6	3	.975



ROBERT NEDRY

#8 • INFIELDER

(NED-REE)

YEAR	HEIGHT	WEIGHT	B/T
JR	6-2	195	L/R

HOMETOWN	HIGH SCHOOL
LIGHTHOUSE POINT, FLA.	WESTMINSTER ACADEMY

TRANSFER FROM
NC STATE/SANTA FE COLLEGE

@NEDRYROBERT

@ROBERT_NEDRY

SEASON STATS

AVG/OBP/SLG	AB	R	H	RBI	BB	SO	1B	2B	3B	HR	SB
.298/.422/.433	178	34	53	28	32	42	38	10	1	4	8

LAST GAME PLAYED

OPPONENT
GARDNER-WEBB
LOCATION
THE HAYES
RESULT
W, 11-1 (8 Inn.)
DATE
MAY 12, 2026
STARTING THIRD BASEMAN

3	1	0
AT BATS	RUNS	HITS
0	2	0
RBI	WALKS	STRIKEOUTS

SEASON HIGHS

AB:	6		at Campbell	3/10
R:	3		at UAB	5/8
H:	3	4x, last:	at UAB	5/8
RBI:	5		at UAB	5/8
SB:	2		Western Carolina	3/7
BB:	3		St. John's	3/15

CAREER HIGHS

AB:	6		at Campbell	3/10/26
R:	3		at UAB	5/8/26
H:	3	4x, last:	at UAB	5/8/26
RBI:	5		at UAB	5/8/26
SB:	2		Western Carolina	3/7/26
BB:	3		St. John's	3/15/26

HITTING STREAKS

CURRENT

LONGEST **START** **END**
6 Games 3/1/26 3/8/26

ON BASE STREAKS

CURRENT

4 Games

LONGEST **START** **END**
16 Games 2/28/24 3/8/26

GAMES WITH...

	2026	CAREER
Multiple Hits	16	16
3+ Hits	4	4
Multiple RBI	6	6
3+ RBI	2	2
Multiple HRs	0	0

NEDRY'S CAREER STATS

SEASON	AVG	GP-GS	AB	R	H	2B	3B	HR	RBI	SLG%	BB	HBP	SO	GDP	OB%	SF	SH	SB	PO	A	E	FLD%
2024 (NC State)	---	1-0	0	0	0	0	0	0	0	---	1	0	0	0	1.000	0	0	0	3	0	0	1.000
2026	.298	52-52	178	34	53	10	1	4	28	.433	32	7	42	1	.422	1	3	8	60	90	10	.938
CAREER	.298	53-52	178	34	53	10	1	4	28	.433	33	7	42	1	.425	1	3	8	63	90	10	.939



ALEC DeMARTINO

#9 • OUTFIELDER

(DEE-MAR-TEE-NO)

YEAR	HEIGHT	WEIGHT	B/T
GR	6-3	220	R/R

HOMETOWN	HIGH SCHOOL
RALEIGH, N.C.	MILLBROOK

TRANSFER FROM
UNCW

X @ALECDEMARTINO @ALEC.DEMARTINO

SEASON STATS

AVG/OBP/SLG	AB	R	H	RBI	BB	SO	1B	2B	3B	HR	SB
.332/.436/.605	190	41	63	49	34	50	35	15	2	11	5

LAST GAME PLAYED

OPPONENT
GARDNER-WEBB
LOCATION
THE HAYES
RESULT
W, 11-1 (8 Inn.)
DATE
MAY 12, 2026

3	2	2
AT BATS	RUNS	HITS
4	1	1
RBI	WALKS	STRIKEOUTS

STARTING RIGHT FIELDER

SEASON HIGHS

AB: 6	2x, last:	at Wichita State.....	3/21
R: 3		at Old Dominion.....	2/28
H: 4		at Wichita State.....	3/21
RBI: 9		at Campbell.....	3/10 *Program Record*
SB: 2		at East Carolina.....	4/3
BB: 3	2x, last:	at South Carolina.....	3/17

CAREER HIGHS

AB: 8		North Carolina A&T.....	3/29/25 *at UNCW*
R: 3	8x, last:	at Old Dominion.....	2/28/26
H: 4	2x, last:	at Wichita State.....	3/21/26
RBI: 9		at Campbell.....	3/10/26 *Program Record*
SB: 2	3x, last:	at East Carolina.....	4/3/26
BB: 3	5x, last:	at South Carolina.....	3/17/26

HITTING STREAKS

CURRENT	START	END
8 Games		
LONGEST	START	END
8 Games, 2x, last:	5/1/26	

ON BASE STREAKS

CURRENT	START	END
8 Games		
LONGEST	START	END
30 Games	4/6/24	6/1/24

GAMES WITH...

	2026	CAREER
Multiple Hits	18	65
3+ Hits	6	22
Multiple RBI	13	39
3+ RBI	6	13
Multiple HRs	2	2

DeMARTINO'S CAREER STATS

SEASON	AVG	GP-GS	AB	R	H	2B	3B	HR	RBI	SLG%	BB	HBP	SO	GDP	OB%	SF	SH	SB	PO	A	E	FLD%
2023 (UNCW)	.308	53-52	185	45	57	8	1	9	29	.508	33	4	50	3	.422	1	2	2	109	0	1	.991
2024 (UNCW)	.288	59-59	219	59	63	12	0	8	39	.452	38	9	76	3	.409	3	0	6	122	4	2	.984
2025 (UNCW)	.252	57-56	210	38	53	6	3	7	32	.410	27	6	63	4	.348	4	1	14	91	7	2	.980
2026	.332	50-50	190	41	63	15	2	11	49	.605	34	1	50	1	.436	0	0	5	80	2	3	.965
CAREER	.294	219-217	804	183	236	41	6	35	149	.490	132	20	239	11	.402	8	3	27	402	13	8	.981



JACOB GHOLSTON

#11 • PITCHER

(GOAL-STIN)

YEAR	HEIGHT	WEIGHT	B/T
JR	6-7	225	R/R

HOMETOWN	HIGH SCHOOL
FLOWER MOUND, TEXAS	FLOWER MOUND

TRANSFER FROM
OKLAHOMA

X @JACOBGHOLSTON9 @JACOBGHOLSTON11

SEASON STATS

ERA	WHIP	GP-GS	W-L	SV	IP	H	R	ER	BB	SO	oAVG
INF	INF	1-0	0-0	0	0.0	2	2	2	2	0	1.000

LAST GAME PLAYED

OPPONENT
SAN DIEGO
LOCATION
THE HAYES
RESULT
L, 4-14
DATE
FEB. 14, 2026

0.0	2	2
INN. PITCHED	RUNS	EARNED RUNS
2	2	0
HITS	WALKS	STRIKEOUTS

RELIEF PITCHER

SEASON BESTS

IP: 0.0	San Diego, G2.....	2/14
H: 2	San Diego, G2.....	2/14
ER: 2	San Diego, G2.....	2/14
BB: 2	San Diego, G2.....	2/14
SO: 0	San Diego, G2.....	2/14
NP: 19	San Diego, G2.....	2/14

CAREER BESTS

IP: 5.0	Texas Southern.....	2/25/25 *at Oklahoma*
H: 1	2x, last: UT Arlington.....	4/9/24 *at Oklahoma*
ER: 0	Louisiana Tech.....	3/12/25 *at Oklahoma*
BB: 1	2x, last: Louisiana Tech.....	3/12/25 *at Oklahoma*
SO: 3	Texas Southern.....	2/25/25 *at Oklahoma*
NP: 79	Texas Southern.....	2/25/25 *at Oklahoma*

STARTS WITH...

	2026	CAREER
5.0+ IP	---	1
5+ Ks	---	0

IN STARTS WITH 5.0+ IP...

	2026	CAREER
No Walks	---	0
Less than 3 Runs	---	0
No Hits	---	0
Quality Starts	---	0

RELIEF OUTINGS WITH...

	2026	CAREER
1.0+ IP	0	0
2+ Ks	0	0

RELIEF OUTINGS WITH 1.0+ IP...

	2026	CAREER
No Walks	---	0
Less than 2 Runs	---	0
No Hits	---	0
No Baserunners	---	0

GHOLSTON'S CAREER STATS

SEASON	ERA	W-L	GP-GS	CG	SHO	SV	IP	H	R	ER	BB	SO	2B	3B	HR	BF	oAVG	WP	HBP	BK	SFA	SHA
2024 (OU)	108.00	0-0	2-0	0	0	0	0.1	0	4	4	4	0	0	0	0	5	.000	1	0	0	0	0
2025 (OU)	10.13	1-0	3-2	0	0	0	5.1	9	7	6	6	4	1	0	0	31	.409	7	2	0	0	1
2026	INF	0-0	1-0	0	0	0	0.0	2	2	2	2	0	1	1	0	5	1.000	1	1	0	0	0
CAREER	19.06	1-0	6-2	0	0	0	5.2	11	13	12	12	4	2	1	0	41	.440	9	3	0	0	1



CHASE CARSON

#12 • PITCHER

YEAR	HEIGHT	WEIGHT	B/T
GR	6-4	205	L/L

HOMETOWN	HIGH SCHOOL
TOPEKA, KAN.	SHAWNEE HEIGHTS

TRANSFER FROM
STATE FAIR CC

X @CHASECARSON18 @CHASE__CARSON

SEASON STATS

ERA	WHIP	GP-GS	W-L	SV	IP	H	R	ER	BB	SO	oAVG
5.25	1.56	25-1	2-4	1	58.1	69	41	34	22	49	.286

LAST GAME PLAYED

OPPONENT
UAB
LOCATION
BIRMINGHAM, ALA.
RESULT
W, 10-8 (10 Inn.)
DATE
MAY 10, 2026
RELIEF PITCHER

5.0	3	2
INN. PITCHED	RUNS	EARNED RUNS
6	1	3
HITS	WALKS	STRIKEOUTS

SEASON BESTS

IP: 7.0	South Florida.....	3/28
H: 0	4x, last: Clemson (Truist Field).....	4/14
ER: 0	12x, last: Tulane.....	5/2
BB: 0	9x, last: at Liberty.....	4/28
SO: 10	Western Carolina.....	3/8
NP: 98	South Florida.....	3/28

CAREER BESTS

IP: 7.0	3x, last: South Florida.....	3/28/26
H: 0	18x, last: Clemson (Truist Field).....	4/14/26
ER: 0	33x, last: Tulane.....	5/2/26
BB: 0	30x, last: at Liberty.....	4/28/26
SO: 10	Western Carolina.....	3/8/26
NP: 107	at UAB.....	4/27/24

STARTS WITH...

	2026	CAREER
5.0+ IP	---	2
5+ Ks	---	3

RELIEF OUTINGS WITH...

	2026	CAREER
1.0+ IP	15	36
2+ Ks	12	31

IN STARTS WITH 5.0+ IP...

	2026	CAREER
No Walks	---	1
Less than 3 Runs	---	1
No Hits	---	0
Quality Starts	---	1

RELIEF OUTINGS WITH 1.0+ IP...

	2026	CAREER
No Walks	4	13
Less than 2 Runs	9	23
No Hits	1	7
No Baserunners	1	3

CARSON'S CAREER STATS

SEASON	ERA	W-L	GP-GS	CG	SHO	SV	IP	H	R	ER	BB	SO	2B	3B	HR	BF	oAVG	WP	HBP	BK	SFA	SHA
2024	7.63	2-2	19-13	0	0	0	46	55	42	39	32	49	8	1	9	229	.297	5	6	1	4	2
2025	4.83	4-1	28-0	0	0	3	50.1	45	27	27	15	64	6	0	5	209	.241	3	4	1	1	2
2026	5.25	2-4	25-1	0	0	1	58.1	69	41	34	22	49	13	1	5	275	.286	6	5	2	2	5
CAREER	5.82	8-7	72-14	0	0	4	154.2	169	110	100	69	162	27	2	19	713	.276	14	15	4	7	9



CALE STRICKLIN

#13 • CATCHER

YEAR	HEIGHT	WEIGHT	B/T
JR	5-10	205	R/R

HOMETOWN	HIGH SCHOOL
WATKINSVILLE, GA.	NORTH O'CONNOR

TRANSFER FROM
AUBURN

X @CALESTRICKLIN__ @CALESTRICKLIN__

SEASON STATS

AVG/OBP/SLG	AB	R	H	RBI	BB	SO	1B	2B	3B	HR	SB
.296/.376/.409	159	27	47	36	16	31	37	6	0	4	0

LAST GAME PLAYED

OPPONENT
UAB
LOCATION
BIRMINGHAM, ALA.
RESULT
W, 10-8 (10 Inn.)
DATE
MAY 10, 2026
STARTING CATCHER

4	1	0
AT BATS	RUNS	HITS
0	0	0
RBI	WALKS	STRIKEOUTS

SEASON HIGHS

AB: 5	4x, last: Campbell.....	4/21
R: 3	2x, last: at UAB.....	5/8
H: 4	at Wichita State.....	3/21
RBI: 9	at Wichita State.....	3/21 *Program Record*
SB: N/A		
BB: 3	at East Carolina.....	4/3

CAREER HIGHS

AB: 5	4x, last: Campbell.....	4/21/26
R: 3	2x, LAST: AT UAB.....	5/8/26
H: 4	at Wichita State.....	3/21/26
RBI: 9	at Wichita State.....	3/21/26 *Program Record*
SB: N/A		
BB: 3	vs. Wichita State (Jacksonville, Fla.).....	2/24/24 *at Auburn*

HITTING STREAKS

CURRENT	START	END

LONGEST	START	END
6 Games	4/7/26.....	4/21/26

GAMES WITH...

	2026	CAREER
Multiple Hits	14	16
3+ Hits	2	3
Multiple RBI	6	8
3+ RBI	4	4
Multiple HRs	1	1

ON BASE STREAKS

CURRENT	START	END
10 Games		
LONGEST	START	END
10 Games	4/25/26.....	

STRICKLIN'S CAREER STATS

SEASON	AVG	GP-GS	AB	R	H	2B	3B	HR	RBI	SLG%	BB	HBP	SO	GDP	OB%	SF	SH	SB	PO	A	E	FLD%
2024 (Auburn)	.273	14-13	33	8	9	1	0	0	5	.303	8	3	5	0	.455	0	0	0	98	7	1	.991
2025 (Auburn)	.000	6-1	4	0	0	0	0	0	0	.000	1	1	0	0	.333	0	0	0	16	2	0	1.000
2026	.296	48-47	159	27	47	6	0	4	36	.409	16	8	31	4	.376	6	5	0	368	39	0	1.000
CAREER	.286	68-61	196	35	56	7	0	4	41	.383	25	12	36	4	.389	6	5	0	482	48	1	.998



WESLEY JONES

#17 • PITCHER

YEAR	HEIGHT	WEIGHT	B/T
JR	6-4	230	R/R

HOMETOWN	HIGH SCHOOL
CHARLOTTE, N.C.	CHARLOTTE CHRISTIAN

X @WESLEYJONES2023 @WESLEY21JONES

SEASON STATS

ERA	WHIP	GP-GS	W-L	SV	IP	H	R	ER	BB	SO	oAVG
9.70	1.83	14-7	2-4	0	21.1	27	23	23	12	21	.314

LAST GAME PLAYED

OPPONENT
CAMPBELL

LOCATION
THE HAYES

RESULT
L, 7-15

DATE
MAY 5, 2026

STARTING PITCHER

1.0	4	4
INN. PITCHED	RUNS	EARNED RUNS
2	1	1
HITS	WALKS	STRIKEOUTS

SEASON BESTS

IP: 5.0	Wright State.....	2/22
H: 0	4x, last: at Florida Atlantic.....	4/25
ER: 0	5x, last: at Florida Atlantic.....	4/25
BB: 0	4x, last: Rice.....	4/10
SO: 7	Wright State.....	2/22
NP: 76	Wright State.....	2/22

CAREER BESTS

IP: 5.0	Wright State.....	2/22/26
H: 0	5x, last: at Florida Atlantic.....	4/25/26
ER: 0	9x, last: at Florida Atlantic.....	4/25/26
BB: 0	5x, last: Rice.....	4/10/26
SO: 7	Wright State.....	2/22/26
NP: 76	Wright State.....	2/22/26

STARTS WITH...

	2026	CAREER
5.0+ IP	1	1
5+ Ks	2	3

RELIEF OUTINGS WITH...

	2026	CAREER
1.0+ IP	6	9
2+ Ks	0	1

IN STARTS WITH 5.0+ IP...

	2026	CAREER
No Walks	0	0
Less than 3 Runs	1	1
No Hits	0	0
Quality Starts	0	0

RELIEF OUTINGS WITH 1.0+ IP...

	2026	CAREER
No Walks	2	3
Less than 2 Runs	3	5
No Hits	3	3
No Baserunners	2	2

JONES'S CAREER STATS

SEASON	ERA	W-L	GP-GS	CG	SHO	SV	IP	H	R	ER	BB	SO	2B	3B	HR	BF	oAVG	WP	HBP	BK	SFA	SHA
2024	18.00	0-0	2-1	0	0	0	1.0	2	2	2	3	0	1	0	0	10	.400	1	2	0	0	0
2025	5.00	1-1	5-2	0	0	0	9.0	7	5	5	7	12	1	0	0	41	.219	1	2	0	0	0
2026	9.70	2-4	14-7	0	0	0	21.1	27	23	23	12	21	6	1	6	102	.314	3	1	1	1	2
CAREER	8.62	3-5	21-10	0	0	0	31.1	36	30	30	22	33	8	1	6	153	.293	5	5	1	1	2



DAWSON BRYCE

#18 • INFILDER

YEAR	HEIGHT	WEIGHT	B/T
JR	6-3	200	R/R

HOMETOWN	HIGH SCHOOL
TAUNTON, MASS.	TAUNTON

TRANSFER FROM
MERRIMACK

@DAWSONBRYCE7

SEASON STATS

AVG/OBP/SLG	AB	R	H	RBI	BB	SO	1B	2B	3B	HR	SB
.324/.371/.500	108	22	35	22	8	18	23	8	1	3	5

LAST GAME PLAYED

OPPONENT
GARDNER-WEBB

LOCATION
THE HAYES

RESULT
W, 11-1 (8 Inn.)

DATE
MAY 12, 2026

STARTING SHORTSTOP

5	2	2
AT BATS	RUNS	HITS
0	0	1
RBI	WALKS	STRIKEOUTS

SEASON HIGHS

AB: 6	USC Upstate.....	3/18
R: 3	2x, last: at Campbell.....	3/10
H: 3	2x, last: Radford.....	3/6
RBI: 3	at Old Dominion.....	2/28
SB: 1	5x, last: at Campbell.....	3/10
BB: 2	at #15 Clemson.....	2/17

CAREER HIGHS

AB: 7	2x, last: at Le Moyne.....	5/11/24 *at Merrimack*
R: 4	4x, last: at Tulane.....	5/17/25
H: 5	at Le Moyne.....	5/11/24 *at Merrimack*
RBI: 5	UNC Asheville.....	5/13/25
SB: 2	Maryland Eastern Shore, G2... 3/22/24 *at Merrimack*	
BB: 3	at Coppin State.....	3/10/24 *at Merrimack*

HITTING STREAKS

CURRENT	START	END
3 Games		
LONGEST	START	END
16 Games	2/22/26.....	3/21/26

GAMES WITH...

	2026	CAREER
Multiple Hits	10	65
3+ Hits	2	21
Multiple RBI	9	39
3+ RBI	1	15
Multiple HRs	0	1

ON BASE STREAKS

CURRENT	START	END
3 Games		
LONGEST	START	END
23 Games	5/23/25.....	3/21/26

BRYCE'S CAREER STATS

SEASON	AVG	GP-GS	AB	R	H	2B	3B	HR	RBI	SLG%	BB	HBP	SO	GDP	OB%	SF	SH	SB	PO	A	E	FLD%
2024 (MC)	.357	58-57	252	66	90	19	1	15	59	.619	16	10	51	1	.413	3	0	11	38	98	11	.925
2025	.340	58-58	235	49	80	17	1	14	53	.600	11	9	59	3	.389	2	0	2	41	89	4	.970
2026	.324	26-26	108	22	35	8	1	3	22	.500	8	3	18	4	.371	5	0	5	17	55	4	.947
CAREER	.345	142-141	595	137	205	44	3	32	134	.590	35	22	128	8	.396	10	0	18	96	242	19	.947



DYLAN KOONTZ

#20 • INFIELDER

(COON-TZ)

YEAR	HEIGHT	WEIGHT	B/T
GR	6-0	220	L/R

HOMETOWN	HIGH SCHOOL
HUNTERSVILLE, N.C.	HOUGH

TRANSFER FROM
CAMPBELL/KENTUCKY

@DYLANKOONTZ3 @DKOONTZ06

SEASON STATS

AVG/OBP/SLG	AB	R	H	RBI	BB	SO	1B	2B	3B	HR	SB
.299/455/534	174	44	52	50	35	41	34	6	1	11	1

LAST GAME PLAYED

OPPONENT
GARDNER-WEBB
LOCATION
THE HAYES
RESULT
W, 11-1 (8 Inn.)
DATE
MAY 12, 2026
STARTING DH

2	2	1
AT BATS	RUNS	HITS
1	3	0
RBI	WALKS	STRIKEOUTS

SEASON HIGHS

AB: 6	at Wichita State.....	3/21
R: 3	2x, last: at Wichita State.....	3/21
H: 4	at Wichita State.....	3/21
RBI: 6	at Wichita State.....	3/21
SB: 1	at South Carolina.....	3/17
BB: 3	2x, last: Gardner-Webb.....	5/12

CAREER HIGHS

AB: 6	at Wichita State.....	3/21/26
R: 4	at Eastern Kentucky.....	3/4/25 *at Kentucky*
H: 4	at Wichita State.....	3/21/26
RBI: 6	at Wichita State.....	3/21/26
SB: 2	at #2 Tennessee.....	4/19/25 *at Kentucky*
BB: 3	3x, last: GARDNER-WEBB.....	5/12/26

HITTING STREAKS

CURRENT	START	END
1 Game		
LONGEST	3/18/26.....	3/29/26

ON BASE STREAKS

CURRENT	START	END
2 Games		
LONGEST	4/20/24.....	2/28/25

GAMES WITH...

	2026	CAREER
Multiple Hits	14	32
3+ Hits	5	7
Multiple RBI	14	27
3+ RBI	8	13
Multiple HRs	1	1

KOONTZ'S CAREER STATS

SEASON	AVG	GP-GS	AB	R	H	2B	3B	HR	RBI	SLG%	BB	HBP	SO	GDP	OB%	SF	SH	SB	PO	A	E	FLD%
2022 (CU)	.167	21-8	36	7	6	2	0	0	4	.222	3	7	17	1	.348	0	2	1	50	3	1	.981
2024 (CU)	.295	35-32	129	26	38	7	0	6	31	.488	18	9	31	1	.406	4	0	3	64	11	2	.974
2025 (UK)	.214	30-23	70	13	15	5	1	2	22	.400	11	16	20	1	.429	1	1	4	114	12	4	.969
2026	.299	52-50	174	44	52	6	1	11	50	.534	35	18	41	2	.455	4	0	1	75	8	2	.976
CAREER	.271	138-113	409	90	111	20	2	19	107	.469	67	50	109	5	.426	9	3	9	303	34	9	.974



ADAM STANTON

#21 • PITCHER

YEAR	HEIGHT	WEIGHT	B/T
5TH	6-3	230	R/R

HOMETOWN	HIGH SCHOOL
EAGAN, MINN.	EAGAN

TRANSFER FROM
IOWA WESTERN CC

@ADAM_STAN03 @ADAM_S70

SEASON STATS

ERA	WHIP	GP-GS	W-L	SV	IP	H	R	ER	BB	SO	oAVG
4.53	1.42	21-0	3-1	2	53.2	60	30	27	16	40	.279

LAST GAME PLAYED

OPPONENT
UAB
LOCATION
BIRMINGHAM, ALA.
RESULT
W, 2-11
DATE
MAY 9, 2026
RELIEF PITCHER

6.1	7	7
INN. PITCHED	RUNS	EARNED RUNS
9	1	5
HITS	WALKS	STRIKEOUTS

SEASON BESTS

IP: 8.0	South Florida.....	3/29
H: 0	3x, last: Rice.....	4/10
ER: 0	8x, last: Clemson (Truist Field).....	4/14
BB: 0	10x, last: at Florida Atlantic.....	4/24
SO: 5	3x, last: at UAB.....	5/9
NP: 118	at UTSA.....	4/19

CAREER BESTS

IP: 8.0	South Florida.....	3/29/26
H: 0	10x, last: Rice.....	4/10/26
ER: 0	35x, last: Clemson (Truist Field).....	4/14/26
BB: 0	37x, last: at Florida Atlantic.....	4/24/26
SO: 5	6x, last: AT UAB.....	5/9/26
NP: 118	at UTSA.....	4/19/26

STARTS WITH...

	2026	CAREER
5.0+ IP	---	3
5+ Ks	---	2

RELIEF OUTINGS WITH...

	2026	CAREER
1.0+ IP	16	44
2+ Ks	9	24

IN STARTS WITH 5.0+ IP...

	2026	CAREER
No Walks	---	0
Less than 3 Runs	---	1
No Hits	---	0
Quality Starts	---	1

RELIEF OUTINGS WITH 1.0+ IP...

	2026	CAREER
No Walks	8	28
Less than 2 Runs	11	32
No Hits	2	6
No Baserunners	1	4

STANTON'S CAREER STATS

SEASON	ERA	W-L	GP-GS	CG	SHO	SV	IP	H	R	ER	BB	SO	2B	3B	HR	BF	oAVG	WP	HBP	BK	SFA	SHA
2024	5.96	0-2	23-7	0	0	0	51.1	64	40	34	20	42	15	2	8	235	.308	3	3	0	2	2
2025	4.42	4-2	26-4	0	0	2	36.2	38	19	18	13	35	11	0	2	166	.268	2	6	1	2	2
2026	4.53	3-1	21-0	0	0	2	53.2	60	30	27	16	40	10	0	2	241	.279	0	7	3	2	1
CAREER	5.02	7-5	70-11	0	0	4	141.2	162	89	79	49	117	36	2	12	642	.287	5	16	4	6	5



CODY GUNDERSON #22 • CATCHER/1B

(GUN-DUR-SIN)

YEAR	HEIGHT	WEIGHT	B/T
SR	6-4	220	R/R

HOMETOWN	HIGH SCHOOL
ST. MALO, MANITOBA, CANADA	INSTITUTE COLLEGE ST. PIERRE

TRANSFER FROM
HUTCHINSON CC

@CODYGUNDERSON_

SEASON STATS

AVG/OBP/SLG	AB	R	H	RBI	BB	SO	1B	2B	3B	HR	SB
.337/.428/.546	205	46	69	35	24	38	44	16	0	9	1

LAST GAME PLAYED

OPPONENT
GARDNER-WEBB
LOCATION
THE HAYES
RESULT
W, 11-1 (8 Inn.)
DATE
MAY 12, 2026

3	2	1
AT BATS	RUNS	HITS
1	1	2
RBI	WALKS	STRIKEOUTS

STARTING FIRST BASEMAN

SEASON HIGHS

AB: 6	3x, last:	at East Carolina.....	4/3
R: 3	3x, last:	Campbell.....	5/5
H: 4		at Wichita State.....	3/21
RBI: 4		South Florida.....	3/27
SB: 1		Campbell.....	5/5
BB: 2	4x, last:	Campbell.....	5/5

CAREER HIGHS

AB: 6	4x, last:	at East Carolina.....	4/3/26
R: 3	3x, last:	Campbell.....	5/5/26
H: 4	2x, last:	at Wichita State.....	3/21/26
RBI: 4		South Florida.....	3/27/26
SB: 1		Campbell.....	5/5/26
BB: 3		Longwood.....	2/25/25

HITTING STREAKS

CURRENT	START	END
17 Games		
LONGEST	START	END
17 Games	4/12/26.....	

ON BASE STREAKS

CURRENT	START	END
23 Games		
LONGEST	START	END
37 Games	2/14/25.....	4/19/25

GAMES WITH...

	2026	CAREER
Multiple Hits	18	32
3+ Hits	5	8
Multiple RBI	8	14
3+ RBI	2	4
Multiple HRs	1	1

GUNDERSON'S CAREER STATS

SEASON	AVG	GP-GS	AB	R	H	2B	3B	HR	RBI	SLG%	BB	HBP	SO	GDP	OB%	SF	SH	SB	PO	A	E	FLD%
2025	.331	45-45	157	31	52	8	1	8	30	.548	27	11	49	6	.462	0	0	0	345	31	3	.992
2026	.337	52-52	205	46	69	16	0	9	35	.546	24	11	38	5	.428	3	0	1	319	44	6	.984
CAREER	.334	97-97	362	77	121	24	1	17	65	.547	51	22	87	11	.443	3	0	1	664	75	9	.988



SPENCER NOLAN #23 • UTILITY

YEAR	HEIGHT	WEIGHT	B/T
SR	6-5	190	R/R

HOMETOWN	HIGH SCHOOL
WILMINGTON, N.C.	HOGGARD

@SPENCERNOLAN7 @SPENCER.NOLAN

SEASON STATS

AVG/OBP/SLG	AB	R	H	RBI	BB	SO	1B	2B	3B	HR	SB
.303/.378/.425	221	46	67	26	24	42	49	13	1	4	11

LAST GAME PLAYED

OPPONENT
GARDNER-WEBB
LOCATION
THE HAYES
RESULT
W, 11-1 (8 Inn.)
DATE
MAY 12, 2026

4	1	0
AT BATS	RUNS	HITS
0	0	2
RBI	WALKS	STRIKEOUTS

STARTING CENTER FIELDER

SEASON HIGHS

AB: 6	3x, last:	at UTSA.....	4/19
R: 4		at UAB.....	5/8
H: 4	2x, last:	Rice.....	4/11
RBI: 2	6x, last:	Tulane.....	5/3
SB: 2		at Campbell.....	3/10
BB: 3		Campbell.....	4/21

CAREER HIGHS

AB: 6	4x, last:	at UTSA.....	4/19/26
R: 4		at UAB.....	5/8/26
H: 4	2x, last:	Rice.....	4/11/26
RBI: 4		at Tulane.....	5/16/25
SB: 2	4x, last:	at Campbell.....	3/10/26
BB: 3	4x, last:	Campbell.....	4/21/26

HITTING STREAKS

CURRENT	START	END

LONGEST	START	END
12 Games	5/4/25.....	5/23/25

ON BASE STREAKS

CURRENT	START	END

LONGEST	START	END
14 Games	5/4/25.....	2/13/26

GAMES WITH...

	2026	CAREER
Multiple Hits	21	38
3+ Hits	7	10
Multiple RBI	6	15
3+ RBI	0	3
Multiple HRs	0	0

NOLAN'S CAREER STATS

SEASON	AVG	GP-GS	AB	R	H	2B	3B	HR	RBI	SLG%	BB	HBP	SO	GDP	OB%	SF	SH	SB	PO	A	E	FLD%
2023	.193	62-48	145	34	28	4	0	2	14	.262	31	3	61	1	.346	0	4	4	356	24	5	.987
2024	.196	46-28	97	12	19	3	1	2	8	.309	13	0	32	2	.291	0	0	4	151	5	0	1.000
2025	.340	45-25	103	25	35	2	0	1	19	.388	10	2	25	5	.398	3	0	5	83	0	1	.988
2026	.303	52-52	221	46	67	13	1	4	26	.425	24	3	42	3	.378	1	1	11	109	50	3	.981
CAREER	.263	205-153	566	117	149	22	2	9	67	.357	78	8	160	11	.358	4	5	24	699	79	9	.989



AJ CAMP #24 • PITCHER

YEAR	HEIGHT	WEIGHT	B/T
R-SO	6-1	200	S/L

HOMETOWN	HIGH SCHOOL
STALLINGS, N.C.	COMBINE ACADEMY

TRANSFER FROM
WAKE FOREST

X @AJCAMP23 @AJ_CAMP26

SEASON STATS

ERA	WHIP	GP-GS	W-L	SV	IP	H	R	ER	BB	SO	oAVG
4.50	1.50	20-0	1-1	0	28.0	26	17	14	16	36	.257

LAST GAME PLAYED

OPPONENT
FLORIDA ATLANTIC
LOCATION
BOCA RATON, Fla.
RESULT
L, 1-3
DATE
APRIL 24, 2026
RELIEF PITCHER

0.1	1	1
INN. PITCHED	RUNS	EARNED RUNS
1	1	0
HITS	WALKS	STRIKEOUTS

SEASON BESTS

IP: 5.1	at UTSA	4/17
H: 0	6x, last: Clemson (Truist Field)	4/14
ER: 0	14x, last: Campbell	4/21
BB: 0	11x, last: Campbell	4/21
SO: 7	at UTSA	4/17
NP: 107	at UTSA	4/17

CAREER BESTS

IP: 5.1	at UTSA	4/17/26
H: 0	15x, last: Clemson (Truist Field)	4/14/26
ER: 0	27x, last: Campbell	4/21/26
BB: 0	27x, last: Campbell	4/21/26
SO: 4	5x, last: at UTSA	4/17/26
NP: 107	at UTSA	4/17/26

STARTS WITH...

	2026	CAREER
5.0+ IP	---	---
5+ Ks	---	---

RELIEF OUTINGS WITH...

	2026	CAREER
1.0+ IP	14	29
2+ Ks	10	22

IN STARTS WITH 5.0+ IP...

	2026	CAREER
No Walks	---	---
Less than 3 Runs	---	---
No Hits	---	---
Quality Starts	---	---

RELIEF OUTINGS WITH 1.0+ IP...

	2026	CAREER
No Walks	8	16
Less than 2 Runs	9	20
No Hits	4	9
No Baserunners	2	2

CAMP'S CAREER STATS

SEASON	ERA	W-L	GP-GS	CG	SHO	SV	IP	H	R	ER	BB	SO	2B	3B	HR	BF	oAVG	WP	HBP	BK	SFA	SHA
2025	5.12	6-0	26-0	0	0	0	38.2	32	22	22	19	41	9	0	7	171	.222	4	3	0	2	3
2026	4.50	1-1	20-0	0	0	0	28.0	26	17	14	16	36	4	0	4	127	.257	3	4	0	2	4
CAREER	4.86	7-1	46-0	0	0	0	66.2	58	39	36	35	77	13	0	11	298	.237	7	7	0	4	7



JADEN WINTER #25 • PITCHER

YEAR	HEIGHT	WEIGHT	B/T
GR	6-5	225	R/R

HOMETOWN	HIGH SCHOOL
APEX, N.C.	PRO 5 BASEBALL ACADEMY

TRANSFER FROM
EAST CAROLINA

X @JADENWINTERR @JADENWINTERR

SEASON STATS

ERA	WHIP	GP-GS	W-L	SV	IP	H	R	ER	BB	SO	oAVG
4.50	1.73	15-2	0-0	0	22.0	28	12	11	10	13	.315

LAST GAME PLAYED

OPPONENT
GARDNER-WEBB
LOCATION
THE HAYES
RESULT
W, 11-1 (8 Inn.)
DATE
MAY 12, 2026
RELIEF PITCHER

1.0	0	0
INN. PITCHED	RUNS	EARNED RUNS
1	0	0
HITS	WALKS	STRIKEOUTS

SEASON BESTS

IP: 5.0	Clemson (Truist Field)	4/14
H: 0	4x, last: at Liberty	4/28
ER: 0	8x, last: Gardner-Webb	5/12
BB: 0	9x, last: Gardner-Webb	5/12
SO: 4	at Wichita State	3/20
NP: 60	at Wichita State	3/20

CAREER BESTS

IP: 5.0	Clemson (Truist Field)	4/14/26
H: 0	14x, last: at Liberty	4/28/26
ER: 0	28x, LAST: GARDNER-WEBB	5/12/26
BB: 0	26x, LAST: GARDNER-WEBB	5/12/26
SO: 5	2x, last: Elon	4/9/24 *at East Carolina*
NP: 65	at VCU	3/11/25 *at East Carolina*

STARTS WITH...

	2026	CAREER
5.0+ IP	0	0
5+ Ks	0	1

RELIEF OUTINGS WITH...

	2026	CAREER
1.0+ IP	8	29
2+ Ks	3	14

IN STARTS WITH 5.0+ IP...

	2026	CAREER
No Walks	---	---
Less than 3 Runs	---	---
No Hits	---	---
Quality Starts	---	---

RELIEF OUTINGS WITH 1.0+ IP...

	2026	CAREER
No Walks	6	17
Less than 2 Runs	7	19
No Hits	1	6
No Baserunners	0	3

WINTER'S CAREER STATS

SEASON	ERA	W-L	GP-GS	CG	SHO	SV	IP	H	R	ER	BB	SO	2B	3B	HR	BF	oAVG	WP	HBP	BK	SFA	SHA
2022 (ECU)	4.50	1-0	1-1	0	0	0	2.0	3	1	1	0	1	0	0	9	.333	0	0	0	0	0	
2023 (ECU)	8.10	0-0	10-0	0	0	1	10.0	9	9	9	7	15	2	0	2	46	.243	0	1	0	1	0
2024 (ECU)	7.96	2-2	22-2	0	0	0	26.0	31	25	23	20	31	4	0	11	133	.284	4	3	0	1	0
2025 (ECU)	7.27	1-0	5-3	0	0	0	8.2	11	7	7	8	6	1	0	1	45	.297	1	0	0	0	0
2026	4.50	0-0	15-2	0	0	0	22.0	28	12	11	10	13	5	1	0	104	.315	3	3	0	2	0
CAREER	6.68	4-2	53-8	0	0	1	68.2	82	54	51	45	65	13	1	14	337	.292	8	7	0	4	0



TODD HUDSON #27 • OUTFIELDER

YEAR	HEIGHT	WEIGHT	B/T
SR	6-6	230	L/R

HOMETOWN	HIGH SCHOOL
LEXINGTON, S.C.	RIVER BLUFF

TRANSFER FROM
LIBERTY/MIAMI

X @T_Hud23 @T_HUD23

SEASON STATS

AVG/OBP/SLG	AB	R	H	RBI	BB	SO	1B	2B	3B	HR	SB
.333/.406/.503	189	41	63	38	24	35	49	5	0	9	4

LAST GAME PLAYED

OPPONENT
GARDNER-WEBB
LOCATION
THE HAYES
RESULT
W, 11-1 (8 Inn.)
DATE
MAY 12, 2026

STARTING LEFT FIELDER

3	1	1
AT BATS	RUNS	HITS
5	0	1
RBI	WALKS	STRIKEOUTS

SEASON HIGHS

AB: 6	4x, last:	Campbell.....	4/21
R: 2	14x, last:	at UAB.....	5/8
H: 3	5x, last:	at UTSA.....	4/19
RBI: 5		Gardner-Webb.....	5/12
SB: 1	3x, last:	Western Carolina.....	3/8
BB: 2	3x, last:	at UAB.....	5/8

CAREER HIGHS

AB: 6	4x, last:	Campbell.....	4/21/26
R: 3	3x, last:	Jacksonville State.....	4/14/24 *at Liberty*
H: 3	9x, last:	at UTSA.....	4/19/26
RBI: 5		GARDNER-WEBB.....	5/12/26
SB: 1	6x, last:	Western Carolina.....	3/8/26
BB: 3		at Middle Tennessee.....	3/24/24 *at Liberty*

HITTING STREAKS

CURRENT	START	END
2 Games		
LONGEST	3/1/26.....	3/18/26

ON BASE STREAKS

CURRENT	START	END
2 Games		
LONGEST	2/21/26.....	3/18/26

GAMES WITH...

	2026	CAREER
Multiple Hits	20	41
3+ Hits	5	9
Multiple RBI	12	28
3+ RBI	3	12
Multiple HRs	0	1

HUDSON'S CAREER STATS

SEASON	AVG	GP-GS	AB	R	H	2B	3B	HR	RBI	SLG%	BB	HBP	SO	GDP	OB%	SF	SH	SB	PO	A	E	FLD%
2023 (Liberty)	.298	29-15	47	14	14	5	0	2	12	.532	7	3	13	1	.421	0	0	0	1	3	1	.800
2024 (Liberty)	.273	52-44	161	34	44	11	2	11	40	.571	21	4	54	5	.369	1	0	1	2	5	2	.778
2025 (Miami)	.259	21-19	58	8	15	1	0	1	8	.328	5	5	17	1	.368	0	0	2	132	2	2	.985
2026	.333	49-46	189	41	63	5	0	9	38	.503	24	1	35	0	.406	3	1	4	90	5	3	.969
CAREER	.299	151-124	455	97	136	22	2	23	98	.508	57	13	119	7	.389	4	1	7	225	15	8	.968



RYAN COMBS #28 • PITCHER

YEAR	HEIGHT	WEIGHT	B/T
SR	6-3	185	R/R

HOMETOWN	HIGH SCHOOL
SARASOTA, FLA.	LAKE RANCH

TRANSFER FROM
POLK STATE/TENNESSEE

X @RYANCOMBSBSB @RYANCOMBSBSB

SEASON STATS

ERA	WHIP	GP-GS	W-L	SV	IP	H	R	ER	BB	SO	oAVG
4.67	1.38	19-5	3-2	0	34.2	34	18	18	14	43	.254

LAST GAME PLAYED

OPPONENT
UAB
LOCATION
BIRMINGHAM, ALA.
RESULT
W, 20-2 (7 Inn.)
DATE
MAY 8, 2026

STARTING PITCHER

5.1	2	2
INN. PITCHED	RUNS	EARNED RUNS
5	2	2
HITS	WALKS	STRIKEOUTS

SEASON BESTS

IP: 7.0		Tulane.....	5/1
H: 0	5x, last:	Campbell.....	4/21
ER: 0	10x, last:	Tulane.....	5/1
BB: 0	9x, last:	at UTSA.....	4/18
SO: 9		Tulane.....	5/1
NP: 109		Tulane.....	5/1

CAREER BESTS

IP: 7.0		Tulane.....	5/1/26
H: 0	10x, last:	Campbell.....	4/21/26
ER: 0	18x, last:	Tulane.....	5/1/26
BB: 0	18x, last:	at UTSA.....	4/18/26
SO: 9		Tulane.....	5/1/26
NP: 109		Tulane.....	5/1/26

STARTS WITH...

	2026	CAREER
5.0+ IP	2	2
5+ Ks	2	2

RELIEF OUTINGS WITH...

	2026	CAREER
1.0+ IP	8	17
2+ Ks	6	14

IN STARTS WITH 5.0+ IP...

	2026	CAREER
No Walks	0	0
Less than 3 Runs	2	2
No Hits	0	0
Quality Starts	1	1

RELIEF OUTINGS WITH 1.0+ IP...

	2025	CAREER
No Walks	4	10
Less than 2 Runs	3	12
No Hits	1	4
No Baserunners	1	3

COMBS'S CAREER STATS

SEASON	ERA	W-L	GP-GS	CG	SHO	SV	IP	H	R	ER	BB	SO	2B	3B	HR	BF	oAVG	WP	HBP	BK	SFA	SHA
2025 (UT)	7.36	0-0	13-0	0	0	1	11.0	12	9	9	6	20	0	0	2	51	.273	2	1	0	0	0
2026	4.67	3-2	19-5	1	1	0	34.2	34	18	18	14	43	8	0	4	156	.254	1	7	3	0	1
CAREER	5.32	3-2	32-5	1	1	1	45.2	46	27	27	20	63	8	0	6	207	.258	3	8	3	0	1



JOSEPH TAYLOR

#29 • PITCHER

YEAR	HEIGHT	WEIGHT	B/T
JR	5-11	180	R/R

HOMETOWN	HIGH SCHOOL
APEX, N.C.	PRO 5 BASEBALL ACADEMY

[@JOSEPH_TAYLOR44](#) [@JOSEPH.TAYLOR29](#)

SEASON STATS

ERA	WHIP	GP-GS	W-L	SV	IP	H	R	ER	BB	SO	oAVG
6.30	1.60	23-1	6-4	3	50.0	53	36	35	27	53	.272

LAST GAME PLAYED

OPPONENT
UAB
LOCATION
BIRMINGHAM, ALA.
RESULT
W, 10-8 (10 Inn.)
DATE
MAY 10, 2026
RELIEF PITCHER

3.0	0	0
INN. PITCHED	RUNS	EARNED RUNS
1	0	0
HITS	WALKS	STRIKEOUTS

SEASON BESTS

IP: 5.2	at Wichita State.....	3/21
H: 0	3x, last: at UAB.....	5/8
ER: 0	8x, last: at UAB.....	5/10
BB: 0	9x, last: at UAB.....	5/10
SO: 8	2x, last: Wright State.....	2/20
NP: 74	Wright State.....	2/20

CAREER BESTS

IP: 5.2	2x, last: at Wichita State.....	3/21/26
H: 0	16x, last: at UAB.....	5/8/26
ER: 0	31x, LAST: AT UAB	5/10/26
BB: 0	22x, LAST: AT UAB	5/10/26
SO: 8	3x, last: Wright State.....	2/20/26
NP: 100	UTSA.....	3/23/25

STARTS WITH...

	2026	CAREER
5.0+ IP	---	---
5+ Ks	---	---

RELIEF OUTINGS WITH...

	2026	CAREER
1.0+ IP	17	53
2+ Ks	12	43

IN STARTS WITH 5.0+ IP...

	2026	CAREER
No Walks	---	---
Less than 3 Runs	---	---
No Hits	---	---
Quality Starts	---	---

RELIEF OUTINGS WITH 1.0+ IP...

	2026	CAREER
No Walks	5	15
Less than 2 Runs	12	35
No Hits	2	10
No Baserunners	0	3

TAYLOR'S CAREER STATS

SEASON	ERA	W-L	GP-GS	CG	SHO	SV	IP	H	R	ER	BB	SO	2B	3B	HR	BF	oAVG	WP	HBP	BK	SFA	SHA
2024	6.10	3-5	22-0	0	0	0	31.0	29	24	21	16	32	10	1	3	140	.246	9	4	0	1	1
2025	4.21	2-6	25-0	0	0	7	57.2	49	30	27	40	75	5	1	8	259	.231	3	3	0	1	3
2026	6.30	6-4	23-1	0	0	3	50.0	53	36	35	27	53	9	3	2	232	.272	5	3	0	3	4
CAREER	5.39	11-15	70-1	0	0	10	138.2	131	90	83	83	160	24	5	13	631	.250	17	10	0	5	8



EDDIE COPPER

#30 • PITCHER

YEAR	HEIGHT	WEIGHT	B/T
R-SO	6-2	205	R/R

HOMETOWN	HIGH SCHOOL
IVYLAND, PA.	P27 ACADEMY

TRANSFER FROM
SOUTH CAROLINA

[@COPPEREDDIE](#) [@EDDIE.COPPER30](#)

SEASON STATS

ERA	WHIP	GP-GS	W-L	SV	IP	H	R	ER	BB	SO	oAVG
5.36	1.59	14-13	4-4	0	50.1	48	31	30	32	52	.258

LAST GAME PLAYED

OPPONENT
GARDNER-WEBB
LOCATION
THE HAYES
RESULT
W, 11-1 (8 Inn.)
DATE
MAY 12, 2026
RELIEF PITCHER

1.0	0	0
INN. PITCHED	RUNS	EARNED RUNS
0	0	1
HITS	WALKS	STRIKEOUTS

SEASON BESTS

IP: 6.0	2x, last: St. John's.....	3/13
H: 0	Gardner-Webb.....	5/12
ER: 0	5x, last: Gardner-Webb.....	5/12
BB: 0	2x, last: Gardner-Webb.....	5/12
SO: 9	Radford.....	3/6
NP: 101	Tulane.....	5/2

CAREER BESTS

IP: 6.0	2x, last: St. John's.....	3/13/26
H: 0	GARDNER-WEBB	5/12/26
ER: 0	7x, LAST: GARDNER-WEBB	5/12/26
BB: 0	4x, LAST: GARDNER-WEBB	5/12/26
SO: 9	Radford.....	3/6/26
NP: 101	Tulane.....	5/2/26

STARTS WITH...

	2026	CAREER
5.0+ IP	4	5
5+ Ks	7	11

RELIEF OUTINGS WITH...

	2026	CAREER
1.0+ IP	1	1
2+ Ks	0	0

IN STARTS WITH 5.0+ IP...

	2026	CAREER
No Walks	0	0
Less than 3 Runs	3	4
No Hits	0	0
Quality Starts	1	1

RELIEF OUTINGS WITH 1.0+ IP...

	2026	CAREER
No Walks	1	1
Less than 2 Runs	1	1
No Hits	1	1
No Baserunners	1	1

COPPER'S CAREER STATS

SEASON	ERA	W-L	GP-GS	CG	SHO	SV	IP	H	R	ER	BB	SO	2B	3B	HR	BF	oAVG	WP	HBP	BK	SFA	SHA
2024 (SC)	4.56	1-1	8-7	0	0	0	23.2	23	12	12	11	27	9	0	2	109	.242	2	3	0	0	0
2025	5.36	4-4	14-13	0	0	0	50.1	48	31	30	32	52	9	0	2	233	.258	5	9	0	2	4
CAREER	5.11	5-5	22-20	0	0	0	74.0	71	43	42	43	79	18	0	4	342	.253	7	12	0	2	4



DREW MUNN #32 • PITCHER

YEAR	HEIGHT	WEIGHT	B/T
SR	6-2	235	R/R

HOMETOWN	HIGH SCHOOL
HUNTINGTON, N.Y.	COLD SPRING HARBOR

TRANSFER FROM
CENTRAL CONNECTICUT STATE

X @DREWMUNN_ @DREWMUNN_

SEASON STATS

ERA	WHIP	GP-GS	W-L	SV	IP	H	R	ER	BB	SO	oAVG
6.91	1.63	16-9	3-2	1	43.0	49	36	33	21	29	.297

LAST GAME PLAYED

OPPONENT
UAB
LOCATION
BIRMINGHAM, ALA.
RESULT
W, 10-8 (10 Inn.)
DATE
MAY 10, 2026
STARTING PITCHER

2.0	5	5
INN. PITCHED	RUNS	EARNED RUNS
3	3	2
HITS	WALKS	STRIKEOUTS

SEASON BESTS

IP: 8.0	Western Carolina.....	3/7
H: 0	2x, last: at UTSA.....	4/19
ER: 0	3x, last: at UTSA.....	4/19
BB: 0	4x, last: at Liberty.....	4/28
SO: 7	Western Carolina.....	3/7
NP: 94	Western Carolina.....	3/7

CAREER BESTS

IP: 9.0	Wagner.....	3/24/24 *at CCSU*
H: 0	4x, last: at UTSA.....	4/19/26
ER: 0	8x, last: at UTSA.....	4/19/26
BB: 0	7x, last: at Liberty.....	4/28/26
SO: 8	at UMES.....	4/12/25 *at CCSU*
NP: 129	at UMES.....	4/12/25 *at CCSU*

STARTS WITH...

	2026	CAREER
5.0+ IP	1	18
5+ Ks	1	7

IN STARTS WITH 5.0+ IP...

	2026	CAREER
No Walks	0	0
Less than 3 Runs	1	8
No Hits	0	0
Quality Starts	1	10

RELIEF OUTINGS WITH...

	2026	CAREER
1.0+ IP	5	12
2+ Ks	3	6

RELIEF OUTINGS WITH 1.0+ IP...

	2026	CAREER
No Walks	2	4
Less than 2 Runs	2	6
No Hits	0	1
No Baserunners	0	1

MUNN'S CAREER STATS

SEASON	ERA	W-L	GP-GS	CG	SHO	SV	IP	H	R	ER	BB	SO	2B	3B	HR	BF	oAVG	WP	HBP	BK	SFA	SHA
2023 (CCSU)	8.79	3-2	12-6	0	0	0	28.2	29	29	26	19	19	10	2	4	137	.259	4	4	1	1	1
2024 (CCSU)	6.23	2-5	12-8	1	1	0	47.2	50	36	33	23	30	4	1	9	216	.281	3	9	0	4	2
2025 (CCSU)	5.02	8-3	14-14	3	1	0	80.2	85	52	45	38	55	11	1	10	369	.266	2	6	1	3	3
2026	6.91	3-2	16-9	0	0	1	42.0	49	36	33	21	29	13	1	7	193	.297	1	3	0	1	3
CAREER	6.20	16-12	54-37	4	2	1	199.0	213	153	137	101	133	38	5	30	915	.275	10	22	2	9	9



CHAYSE OXBORROW #34 • PITCHER

(CHASE OX-BORE-ROW)

YEAR	HEIGHT	WEIGHT	B/T
JR	6-1	210	R/L

HOMETOWN	HIGH SCHOOL
PRESTON, IDAHO	PRESTON

TRANSFER FROM
LOWER COLUMBIA COLLEGE

X @CHAYSEOX @CHAYSE.OX

SEASON STATS

ERA	WHIP	GP-GS	W-L	SV	IP	H	R	ER	BB	SO	oAVG
5.76	1.56	12-7	1-1	0	25.0	28	16	16	11	31	.286

LAST GAME PLAYED

OPPONENT
EAST CAROLINA
LOCATION
GREENVILLE, N.C.
RESULT
L, 2-12 (7 Inn.)
DATE
APRIL 2, 2026
STARTING PITCHER

1.0	0	0
INN. PITCHED	RUNS	EARNED RUNS
1	1	1
HITS	WALKS	STRIKEOUTS

SEASON BESTS

IP: 6.0	#11 Virginia.....	3/3
H: 0	3x, last: St. John's.....	3/15
ER: 0	6x, last: at East Carolina.....	4/2
BB: 0	6x, last: St. John's.....	3/15
SO: 12	#11 Virginia.....	3/3
NP: 96	#11 Virginia.....	3/3

CAREER BESTS

IP: 6.0	#11 Virginia.....	3/3/26
H: 0	3x, last: St. John's.....	3/15/26
ER: 0	5x, LAST: AT EAST CAROLINA.....	4/2/26
BB: 0	6x, last: St. John's.....	3/15/26
SO: 12	#11 Virginia.....	3/3/26
NP: 96	#11 Virginia.....	3/3/26

STARTS WITH...

	2026	CAREER
5.0+ IP	2	2
5+ Ks	1	1

IN STARTS WITH 5.0+ IP...

	2026	CAREER
No Walks	0	0
Less than 3 Runs	1	1
No Hits	0	0
Quality Starts	1	1

RELIEF OUTINGS WITH...

	2026	CAREER
1.0+ IP	2	2
2+ Ks	1	1

RELIEF OUTINGS WITH 1.0+ IP...

	2026	CAREER
No Walks	2	2
Less than 2 Runs	2	2
No Hits	0	0
No Baserunners	0	0

OXBORROW'S CAREER STATS

SEASON	ERA	W-L	GP-GS	CG	SHO	SV	IP	H	R	ER	BB	SO	2B	3B	HR	BF	oAVG	WP	HBP	BK	SFA	SHA
2026	5.76	1-1	12-7	0	0	0	25.0	28	16	16	11	31	9	0	2	111	.286	0	2	0	0	0
CAREER	5.76	1-1	12-7	0	0	0	25.0	28	16	16	11	31	9	0	2	111	.286	0	2	0	0	0



ANDREW KRIBBS

#35 • PITCHER

YEAR	HEIGHT	WEIGHT	B/T
JR	6-0	210	R/R

HOMETOWN	HIGH SCHOOL
KNOXVILLE, TENN.	CAK

TRANSFER FROM
CLEVELAND STATE CC

X @ANDREWKRIBBS @KRIBBS_

SEASON STATS

ERA	WHIP	GP-GS	W-L	SV	IP	H	R	ER	BB	SO	oAVG
9.00	2.88	9-3	0-2	0	8.0	5	14	8	18	10	.179

LAST GAME PLAYED

OPPONENT
UAB
LOCATION
BIRMINGHAM, ALA.
RESULT
W, 2-11
DATE
MAY 9, 2026
RELIEF PITCHER

0.0	0	0
INN. PITCHED	RUNS	EARNED RUNS
0	2	0
HITS	WALKS	STRIKEOUTS

SEASON BESTS

IP: 1.2	at East Carolina.....	4/2
H: 0	6x, last: at UAB.....	5/9
ER: 0	5x, last: at UAB.....	5/9
BB: 1	2x, last: Campbell.....	5/5
SO: 4	at Old Dominion.....	2/28
NP: 50	at East Carolina.....	4/2

CAREER BESTS

IP: 7.0	2x, last: UAB.....	5/10/25
H: 0	7x, LAST: AT UAB	5/9/26
ER: 0	9x, LAST: AT UAB	5/9/26
BB: 0	UTSA.....	3/22/25
SO: 8	Old Dominion.....	2/23/25
NP: 102	at South Florida.....	4/18/25

STARTS WITH...

	2026	CAREER
5.0+ IP	0	6
5+ Ks	0	6

IN STARTS WITH 5.0+ IP...

	2026	CAREER
No Walks	---	0
Less than 3 Runs	---	3
No Hits	---	0
Quality Starts	---	3

RELIEF OUTINGS WITH...

	2026	CAREER
1.0+ IP	4	5
2+ Ks	3	4

RELIEF OUTINGS WITH 1.0+ IP...

	2026	CAREER
No Walks	0	0
Less than 2 Runs	3	4
No Hits	2	2
No Baserunners	0	0

KRIBBS'S CAREER STATS

SEASON	ERA	W-L	GP-GS	CG	SHO	SV	IP	H	R	ER	BB	SO	2B	3B	HR	BF	oAVG	WP	HBP	BK	SFA	SHA
2025	4.15	3-2	16-15	0	0	0	65.0	63	34	30	28	61	11	0	4	285	.260	1	11	0	0	4
2026	9.00	0-2	9-3	0	0	0	8.0	5	14	8	18	10	2	0	1	49	.179	4	2	0	1	0
CAREER	4.68	3-4	25-18	0	0	0	73.0	68	48	38	46	71	13	0	5	334	.252	5	13	0	1	4



ADAM BAKER

#36 • PITCHER

YEAR	HEIGHT	WEIGHT	B/T
R-SO	6-6	230	R/R

HOMETOWN	HIGH SCHOOL
KNOXVILLE, TENN.	HARDIN VALLEY

TRANSFER FROM
CLEVELAND STATE CC

SEASON STATS

ERA	WHIP	GP-GS	W-L	SV	IP	H	R	ER	BB	SO	oAVG
7.50	1.83	5-2	0-0	0	6.0	5	5	5	6	5	.227

LAST GAME PLAYED

OPPONENT
CAMPBELL
LOCATION
THE HAYES
RESULT
L, 7-15
DATE
MAY 5, 2026
RELIEF PITCHER

0.1	2	2
INN. PITCHED	RUNS	EARNED RUNS
1	2	0
HITS	WALKS	STRIKEOUTS

SEASON BESTS

IP: 2.1	San Diego.....	2/13
H: 0	2x, last: at East Carolina.....	4/2
ER: 0	2x, last: at East Carolina.....	4/2
BB: 0	at East Carolina.....	4/2
SO: 3	Maine.....	2/25
NP: 40	San Diego.....	2/13

CAREER BESTS

IP: 2.1	San Diego.....	2/13/26
H: 0	2x, last: at East Carolina.....	4/2/26
ER: 0	2x, last: at East Carolina.....	4/2/26
BB: 0	at East Carolina.....	4/2/26
SO: 3	Maine.....	2/25/26
NP: 40	San Diego.....	2/13/26

STARTS WITH...

	2025	CAREER
5.0+ IP	0	0
5+ Ks	0	0

IN STARTS WITH 5.0+ IP...

	2025	CAREER
No Walks	---	---
Less than 3 Runs	---	---
No Hits	---	---
Quality Starts	---	---

RELIEF OUTINGS WITH...

	2025	CAREER
1.0+ IP	2	2
2+ Ks	0	0

RELIEF OUTINGS WITH 1.0+ IP...

	2025	CAREER
No Walks	1	1
Less than 2 Runs	2	2
No Hits	1	1
No Baserunners	1	1

BAKER'S CAREER STATS

SEASON	ERA	W-L	GP-GS	CG	SHO	SV	IP	H	R	ER	BB	SO	2B	3B	HR	BF	oAVG	WP	HBP	BK	SFA	SHA
2026	7.50	0-0	5-2	0	0	0	6.0	5	5	5	6	5	1	0	1	29	.227	2	1	0	0	0
CAREER	7.50	0-0	5-2	0	0	0	6.0	5	5	5	6	5	1	0	1	29	.227	2	1	0	0	0



TRIP DOVALE

#38 • PITCHER

(DOE-VAL)

YEAR	HEIGHT	WEIGHT	B/T
SR	6-1	190	R/R

HOMETOWN	HIGH SCHOOL
ROSWELL, GA.	ROSWELL

TRANSFER FROM
GEORGIA HIGHLANDS

X @DOVALETIP @TRIPDOVALE

SEASON STATS

ERA	WHIP	GP-GS	W-L	SV	IP	H	R	ER	BB	SO	oAVG
1.00	1.11	5-3	1-0	0	9.0	9	1	1	1	8	.250

LAST GAME PLAYED

OPPONENT
TULANE
LOCATION
NEW ORLEANS, LA.
RESULT
W, 20-16
DATE
MAY 17, 2025

STARTING PITCHER

2.0	1	1
INN. PITCHED	RUNS	EARNED RUNS
3	0	1
HITS	WALKS	STRIKEOUTS

SEASON BESTS

IP:	N/A
H:	N/A
ER:	N/A
BB:	N/A
SO:	N/A
NP:	N/A

CAREER BESTS

IP:	3.1	at South Florida	4/19/25
H:	0	UNC Asheville	5/13/25
ER:	0	4x, last: UNC Asheville	5/13/25
BB:	0	4x, last: AT TULANE	5/17/25
SO:	5	Davidson	3/12/25
NP:	56	at South Florida	4/19/25

STARTS WITH...

	2026	CAREER
5.0+ IP	---	0
5+ Ks	---	0

RELIEF OUTINGS WITH...

	2026	CAREER
1.0+ IP	---	1
2+ Ks	---	0

IN STARTS WITH 5.0+ IP...

	2026	CAREER
No Walks	---	---
Less than 3 Runs	---	---
No Hits	---	---
Quality Starts	---	---

RELIEF OUTINGS WITH 1.0+ IP...

	2026	CAREER
No Walks	---	1
Less than 2 Runs	---	1
No Hits	---	0
No Baserunners	---	0

DOVALE'S CAREER STATS

SEASON	ERA	W-L	GP-GS	CG	SHO	SV	IP	H	R	ER	BB	SO	2B	3B	HR	BF	oAVG	WP	HBP	BK	SFA	SHA
2025	1.00	1-0	5-3	0	0	0	9.0	9	1	1	1	8	2	0	0	37	.250	0	0	0	0	0
2026	---	---	---	---	---	---	---	---	---	---	---	---	---	---	---	---	---	---	---	---	---	---
CAREER	1.00	1-0	5-3	0	0	0	9.0	9	1	1	1	8	2	0	0	37	.250	0	0	0	0	0



BRADLEY FARRIS

#39 • CATCHER

(FAIR-1SS)

YEAR	HEIGHT	WEIGHT	B/T
FR	6-0	200	R/R

HOMETOWN	HIGH SCHOOL
VALPARAISO, IND.	MORGAN TOWNSHIP

X @BRADLEYFARRIS6 @BRADLEYFARRIS6

SEASON STATS

AVG/OBP/SLG	AB	R	H	RBI	BB	SO	1B	2B	3B	HR	SB
---	---	---	---	---	---	---	---	---	---	---	---

LAST GAME PLAYED

OPPONENT
LOCATION
RESULT
DATE

AT BATS	RUNS	HITS
RBI	WALKS	STRIKEOUTS

SEASON HIGHS

AB:	N/A
R:	N/A
H:	N/A
RBI:	N/A
SB:	N/A
BB:	N/A

CAREER HIGHS

AB:	N/A
R:	N/A
H:	N/A
RBI:	N/A
SB:	N/A
BB:	N/A

HITTING STREAKS

CURRENT	LONGEST	START	END
---	---	---	---

ON BASE STREAKS

CURRENT	LONGEST	START	END
---	---	---	---

GAMES WITH...

	2026	CAREER
Multiple Hits	---	---
3+ Hits	---	---
Multiple RBI	---	---
3+ RBI	---	---
Multiple HRs	---	---

FARRIS'S CAREER STATS

SEASON	AVG	GP-GS	AB	R	H	2B	3B	HR	RBI	SLG%	BB	HBP	SO	GDP	OB%	SF	SH	SB	PO	A	E	FLD%
2026	---	---	---	---	---	---	---	---	---	---	---	---	---	---	---	---	---	---	---	---	---	---
CAREER	---	---	---	---	---	---	---	---	---	---	---	---	---	---	---	---	---	---	---	---	---	---



AARON OROZCO

#40 • CATCHER

(OH-ROZ-co)

YEAR	HEIGHT	WEIGHT	B/T
FR	6-2	210	R/R

HOMETOWN	HIGH SCHOOL
WEST PALM BEACH, FLA.	ST. ANDREWS

X @AARONOROZCO79 @AARON.OROZCO79

SEASON STATS

AVG/OBP/SLG	AB	R	H	RBI	BB	SO	1B	2B	3B	HR	SB
.222/.341/.306	36	5	8	8	5	12	7	0	0	1	0

LAST GAME PLAYED

OPPONENT
GARDNER-WEBB
LOCATION
THE HAYES
RESULT
W, 11-1 (8 Inn.)
DATE
MAY 12, 2026

STARTING CATCHER

3	0	1
AT BATS	RUNS	HITS
0	0	0
RBI	WALKS	STRIKEOUTS

SEASON HIGHS

AB:	4	2x, last:	at Florida Atlantic	4/26
R:	1	5x, last:	at Florida Atlantic	4/25
H:	2	2x, last:	at UTSA	4/18
RBI:	3		at Florida Atlantic	4/25
SB:			N/A	
BB:	2		at UTSA	4/18

CAREER HIGHS

AB:	4	2x, last:	at Florida Atlantic	4/26/26
R:	1	5x, last:	at Florida Atlantic	4/25/26
H:	2	2x, last:	at UTSA	4/18/26
RBI:	3		at Florida Atlantic	4/25/26
SB:			N/A	
BB:	2		at UTSA	4/18/26

HITTING STREAKS

CURRENT	START	END
1 Game		
LONGEST	4/17/26	4/18/26

ON BASE STREAKS

CURRENT	START	END
1 Game		
LONGEST	4/12/26	4/19/26

GAMES WITH...

	2026	CAREER
Multiple Hits	2	2
3+ Hits	0	0
Multiple RBI	2	2
3+ RBI	1	1
Multiple HRs	0	0

OROZCO'S CAREER STATS

SEASON	AVG	GP-GS	AB	R	H	2B	3B	HR	RBI	SLG%	BB	HBP	SO	GDP	OB%	SF	SH	SB	PO	A	E	FLD%
2026	.222	20-9	36	5	8	0	0	1	8	.306	5	2	12	2	.341	1	0	0	55	4	0	1.000
CAREER	.222	20-9	36	5	8	0	0	1	8	.306	5	2	12	2	.341	1	0	0	55	4	0	1.000



SEBASTIAN PEREZ

#45 • PITCHER

YEAR	HEIGHT	WEIGHT	B/T
SR	6-5	250	R/R

HOMETOWN	HIGH SCHOOL
SOUTHWEST RANCHES, FLA.	WEST BROWARD

TRANSFER FROM
MIAMI/COLLEGE OF CENTRAL FLORIDA

X @SEBAPEREZ21 @_SEBASTIANPEREZ_

SEASON STATS

ERA	WHIP	GP-GS	W-L	SV	IP	H	R	ER	BB	SO	oAVG
9.53	2.21	19-1	0-1	1	22.2	34	25	24	16	19	.347

LAST GAME PLAYED

OPPONENT
CAMPBELL
LOCATION
THE HAYES
RESULT
L, 7-15
DATE
MAY 5, 2026

RELIEF PITCHER

0.0	4	4
INN. PITCHED	RUNS	EARNED RUNS
2	2	0
HITS	WALKS	STRIKEOUTS

SEASON BESTS

IP:	3.0	2x, last:	USC Upstate	3/18
H:	0	2x, last:	Campbell	4/21
ER:	0	8x, last:	at Florida Atlantic	4/24
BB:	0	10x, last:	at Florida Atlantic	4/24
SO:	4	3x, last:	USC Upstate	3/18
NP:	67		USC Upstate	3/18

CAREER BESTS

IP:	6.2		James Madison	3/9/25
H:	0	8x, last:	Campbell	4/21/26
ER:	0	20x, last:	at Florida Atlantic	4/24/26
BB:	0	21x, last:	at Florida Atlantic	4/24/26
SO:	8		James Madison	3/9/25
NP:	80		James Madison	3/9/25

STARTS WITH...

	2026	CAREER
5.0+ IP	---	1
5+ Ks	---	1

IN STARTS WITH 5.0+ IP...

	2026	CAREER
No Walks	---	1
Less than 3 Runs	---	1
No Hits	---	0
Quality Starts	---	1

RELIEF OUTINGS WITH...

	2026	CAREER
1.0+ IP	10	23
2+ Ks	6	13

RELIEF OUTINGS WITH 1.0+ IP...

	2026	CAREER
No Walks	4	12
Less than 2 Runs	7	16
No Hits	0	5
No Baserunners	0	4

PEREZ'S CAREER STATS

SEASON	ERA	W-L	GP-GS	CG	SHO	SV	IP	H	R	ER	BB	SO	2B	3B	HR	BF	oAVG	WP	HBP	BK	SFA	SHA
2023 (Miami)	9.26	0-0	13-0	0	0	0	11.2	16	12	12	5	15	4	0	1	55	.320	2	0	0	0	0
2025	6.91	0-2	13-9	0	0	0	28.2	30	26	22	10	29	4	1	5	127	.263	0	1	0	1	1
2026	9.53	0-1	19-1	0	0	1	22.2	34	25	24	16	19	6	0	3	119	.347	1	2	0	2	1
CAREER	8.29	0-3	45-10	0	0	1	63.0	80	63	58	31	63	14	1	9	301	.305	3	3	0	3	2



WALKER MORGAN

#44 • INFILDER/PITCHER

YEAR	HEIGHT	WEIGHT	B/T
JR	6-7	260	R/R

HOMETOWN	HIGH SCHOOL
MONTGOMERY, ALA.	HOMELIFE ACADEMY

TRANSFER FROM
WALTERS STATE

X @WALKERMORGAN44 Instagram WALKER.MORGAN44

SEASON STATS

AVG/OBP/SLG	AB	R	H	RBI	BB	SO	1B	2B	3B	HR	SB
.200/.200/.300	10	2	2	1	0	5	1	1	0	0	0

LAST GAME PLAYED

OPPONENT

CAMPBELL

LOCATION

THE HAYES

RESULT

L, 4-5 (10 Inn.)

DATE

APRIL 21, 2026

STARTING DH

2	0	0
AT BATS	RUNS	HITS
0	0	1
RBI	WALKS	STRIKEOUTS

BATTING STATS

SEASON HIGHS

AB:	3	Clemson (Truist Field)	4/14
R:	1	2x, last: Clemson (Truist Field)	4/14
H:	1	2x, last: Clemson (Truist Field)	4/14
RBI:	1	Clemson (Truist Field)	4/14
SB:		N/A	
BB:		N/A	

CAREER HIGHS

AB:	3	Clemson (Truist Field)	4/14/26
R:	1	2x, last: Clemson (Truist Field)	4/14/26
H:	1	2x, last: Clemson (Truist Field)	4/14/26
RBI:	1	Clemson (Truist Field)	4/14
SB:		N/A	
BB:		N/A	

HITTING STREAKS

CURRENT

LONGEST

2 Games 4/12/26 4/14/26

ON BASE STREAKS

CURRENT

LONGEST

2 Games 4/12/26 4/14/26

GAMES WITH...

	2026	CAREER
Multiple Hits	0	0
3+ Hits	0	0
Multiple RBI	0	0
3+ RBI	0	0
Multiple HRs	0	0

MORGAN'S CAREER BATTING STATS

SEASON	AVG	GP-GS	AB	R	H	2B	3B	HR	RBI	SLG%	BB	HBP	SO	GDP	OB%	SF	SH	SB	PO	A	E	FLD%
2026	.200	9-2	10	2	2	1	0	0	1	.300	0	0	5	0	.200	0	0	0	---	---	---	---
CAREER	.200	9-2	10	2	2	1	0	0	1	.300	0	0	5	0	.200	0	0	0	---	---	---	---

WALKER MORGAN PITCHING STATS

SEASON BESTS

IP:	4.0	Gardner-Webb	5/12
H:	0	3x, last: at UAB	5/8
ER:	0	5x, last: Gardner-Webb	5/12
BB:	0	4x, last: Gardner-Webb	5/12
SO:	1	3x, last: Gardner-Webb	5/12
NP:	54	Gardner-Webb	5/12

CAREER BESTS

IP:	4.0	GARDNER-WEBB	5/12/26
H:	0	3x, last: at UAB	5/8/26
ER:	0	5x, LAST: GARDNER-WEBB	5/12/26
BB:	0	4x, LAST: GARDNER-WEBB	5/12/26
SO:	5	GARDNER-WEBB	5/12/26
NP:	54	GARDNER-WEBB	5/12/26

SEASON STATS

ERA	WHIP	GP-GS	W-L	SV	IP	H	R	ER	BB	SO	oAVG
0.00	0.39	5-1	0-0	0	7.2	2	3	0	1	7	.077

LAST GAME PLAYED

OPPONENT

GARDNER-WEBB

LOCATION

THE HAYES

RESULT

W, 11-1 (8 Inn.)

DATE

MAY 12, 2026

STARTING PITCHER

4.0	0	0
INN. PITCHED	RUNS	EARNED RUNS
1	0	5
HITS	WALKS	STRIKEOUTS

STARTS WITH...

	2026	CAREER
5.0+ IP	0	0
5+ Ks	1	1

IN STARTS WITH 5.0+ IP...

	2026	CAREER
No Walks	---	---
Less than 3 Runs	---	---
No Hits	---	---
Quality Starts	---	---

RELIEF OUTINGS WITH...

	2026	CAREER
1.0+ IP	2	2
2+ Ks	0	0

RELIEF OUTINGS WITH 1.0+ IP...

	2026	CAREER
No Walks	1	1
Less than 2 Runs	1	1
No Hits	1	1
No Baserunners	1	1

MORGAN'S CAREER PITCHING STATS

SEASON	ERA	W-L	GP-GS	CG	SHO	SV	IP	H	R	ER	BB	SO	2B	3B	HR	BF	oAVG	WP	HBP	BK	SFA	SHA
2026	0.00	0-0	5-1	0	0	0	7.2	2	3	0	1	7	0	0	1	28	.077	0	1	0	0	0
CAREER	0.00	0-0	5-1	0	0	0	7.2	2	3	0	1	7	0	0	1	28	.077	0	1	0	0	0



HUNTER SLOOP

#47 • PITCHER

YEAR	HEIGHT	WEIGHT	B/T
R-JR	6-7	235	R/R

HOMETOWN	HIGH SCHOOL
MOUNT PLEASANT, S.C.	P27 ACADEMY

TRANSFER FROM
TENNESSEE

📍 @HUNTERSLOOP_

SEASON STATS

ERA	WHIP	GP-GS	W-L	SV	IP	H	R	ER	BB	SO	oAVG
5.68	1.89	4-0	1-0	0	6.1	6	4	4	6	8	.261

LAST GAME PLAYED

OPPONENT
GARDNER-WEBB
LOCATION
THE HAYES
RESULT
W, 11-1 (8 Inn.)
DATE
MAY 12, 2026
RELIEF PITCHER

2.0	1	1
INN. PITCHED	RUNS	EARNED RUNS
3	0	2
HITS	WALKS	STRIKEOUTS

SEASON BESTS

IP: 4.0	Campbell.....	5/5
H: 1	3x, last: Campbell.....	5/5
ER: 0	San Diego.....	2/13
BB: 0	3x, last: Gardner-Webb.....	5/12
SO: 5	Campbell.....	5/5
NP: 85	Campbell.....	5/5

CAREER BESTS

IP: 4.0	Campbell.....	5/5/26
H: 1	3x, last: Campbell.....	5/5/26
ER: 0	San Diego.....	2/13/26
BB: 0	3x, last: GARDNER-WEBB.....	5/12/26
SO: 5	Campbell.....	5/5/26
NP: 85	Campbell.....	5/5/26

STARTS WITH...

	2026	CAREER
5.0+ IP	---	---
5+ Ks	---	---

RELIEF OUTINGS WITH...

	2026	CAREER
1.0+ IP	2	2
2+ Ks	2	2

IN STARTS WITH 5.0+ IP...

	2026	CAREER
No Walks	---	---
Less than 3 Runs	---	---
No Hits	---	---
Quality Starts	---	---

RELIEF OUTINGS WITH 1.0+ IP...

	2026	CAREER
No Walks	1	1
Less than 2 Runs	2	2
No Hits	0	0
No Baserunners	0	0

SLOOP'S CAREER STATS

SEASON	ERA	W-L	GP-GS	CG	SHO	SV	IP	H	R	ER	BB	SO	2B	3B	HR	BF	oAVG	WP	HBP	BK	SFA	SHA
2026	5.68	1-0	4-0	0	0	0	6.1	6	4	4	6	8	1	0	0	31	.261	2	2	0	0	0
CAREER	5.68	1-0	4-0	0	0	0	6.1	6	4	4	6	8	1	0	0	31	.261	2	2	0	0	0



ANDREW ALBERTS

#51 • PITCHER

YEAR	HEIGHT	WEIGHT	B/T
R-SO	6-0	215	L/L

HOMETOWN	HIGH SCHOOL
JUPITER, FLA.	PINNACLE

TRANSFER FROM
OLYMPIA COLLEGE/MANHATTAN

📍 @WALKERMORGAN44 📍 WALKER.MORGAN44

SEASON STATS

ERA	WHIP	GP-GS	W-L	SV	IP	H	R	ER	BB	SO	oAVG
---	---	---	---	---	---	---	---	---	---	---	---

LAST APPEARANCE

OPPONENT
LOCATION
RESULT
DATE

INN. PITCHED	RUNS	EARNED RUNS
HITS	WALKS	STRIKEOUTS

SEASON BESTS

IP:	N/A
H:	N/A
ER:	N/A
BB:	N/A
SO:	N/A
NP:	N/A

CAREER BESTS

IP:	N/A
H:	N/A
ER:	N/A
BB:	N/A
SO:	N/A
NP:	N/A

STARTS WITH...

	2026	CAREER
5.0+ IP	---	---
5+ Ks	---	---

RELIEF OUTINGS WITH...

	2026	CAREER
1.0+ IP	---	---
2+ Ks	---	---

IN STARTS WITH 5.0+ IP...


	2026	CAREER
No Walks	---	---
Less than 3 Runs	---	---
No Hits	---	---
Quality Starts	---	---

RELIEF OUTINGS WITH 1.0+ IP...

	2026	CAREER
No Walks	---	---
Less than 2 Runs	---	---
No Hits	---	---
No Baserunners	---	---

ALBERTS'S CAREER STATS

SEASON	ERA	W-L	GP-GS	CG	SHO	SV	IP	H	R	ER	BB	SO	2B	3B	HR	BF	oAVG	WP	HBP	BK	SFA	SHA	
2026	---	---	---	---	---	---	---	---	---	---	---	---	---	---	---	---	---	---	---	---	---	---	---
CAREER	---	---	---	---	---	---	---	---	---	---	---	---	---	---	---	---	---	---	---	---	---	---	---



2
JUAN RIVERA
 INF • L/R • 5'7 • 160
 MISSION, TEXAS
 SENIOR



3
ADRIAN JIMENEZ
 INF • R/R • 5'10 • 185
 LILBURN, GA.
 SOPHOMORE



6
JOHNNY SUTRYK
 OF • R/R • 6'1 • 215
 VIRGINIA BEACH, VA.
 JUNIOR



8
ROBERT NEDRY
 INF • L/R • 6'2 • 195
 LIGHTHOUSE POINT, FLA.
 JUNIOR




9
ALEC DeMARTINO
 OF • R/R • 6'3 • 220
 RALEIGH, N.C.
 GRADUATE STUDENT



11
JACOB GHOLSTON
 RHP • R/R • 6'7 • 225
 FLOWER MOUND, TEXAS
 JUNIOR



12
CHASE CARSON
 LHP • L/L • 6'4 • 205
 TOPEKA, KAN.
 GRADUATE STUDENT



13
CALE STRICKLIN
 C • R/R • 5'10 • 205
 WATKINSVILLE, GA.
 JUNIOR



17
WESLEY JONES
 RHP • R/R • 6'4 • 230
 CHARLOTTE, N.C.
 JUNIOR



18
DAWSON BRYCE
 INF • R/R • 6'3 • 200
 TAUNTON, MASS.
 JUNIOR



20
DYLAN KOONTZ
 INF • L/R • 6'0 • 220
 HUNTERVILLE, N.C.
 GRADUATE STUDENT



21
ADAM STANTON
 RHP • R/R • 6'3 • 230
 EAGAN, MINN.
 FIFTH YEAR



22
CODY GUNDERSON
 C/1B • R/R • 6'4 • 220
 ST. MALO, MANITOBA
 SENIOR



23
SPENCER NOLAN
 UTL • R/R • 6'5 • 190
 WILMINGTON, N.C.
 SENIOR




24
AJ CAMP
 LHP • S/L • 6'1 • 200
 STALLINGS, N.C.
 R-SOPHOMORE



25
JADEN WINTER
 RHP • R/R • 6'5 • 225
 APEX, N.C.
 GRADUATE STUDENT



27
TODD HUDSON
 OF • L/R • 6'6 • 230
 LEXINGTON, S.C.
 SENIOR



28
RYAN COMBS
 RHP • R/R • 6'3 • 185
 SARASOTA, FLA.
 SENIOR




29
JOSEPH TAYLOR
 RHP • R/R • 5'11 • 180
 APEX, N.C.
 JUNIOR



30
EDDIE COPPER
 RHP • R/R • 6'2 • 205
 IVYLAND, PA.
 R-SOPHOMORE




32
DREW MUNN
 RHP • S/R • 6'2 • 235
 HUNTINGTON, N.Y.
 SENIOR



34
CHAYSE OXBORROW
 LHP • R/L • 6'1 • 210
 PRESTON, IDAHO
 JUNIOR




35
ANDREW KRIBBS
 RHP • R/R • 6'0 • 205
 KNOXVILLE, TENN.
 SENIOR



36
ADAM BAKER
 RHP • R/R • 6'6 • 230
 KNOXVILLE, TENN.
 R-SOPHOMORE



38
TRIP DeVALE
 RHP • R/R • 6'1 • 190
 ROSWELL, GA.
 SENIOR



39
BRADLEY FARRIS
 C • R/R • 6'0 • 200
 VALPARAISO, IND.
 FRESHMAN



40
AARON OROZCO
 C • R/R • 6'2 • 210
 WEST PALM BEACH, FLA.
 FRESHMAN



44
WALKER MORGAN
 INF/RHP • R/R • 6'7 • 260
 MONTGOMERY, ALA.
 JUNIOR



45
SEBASTIAN PEREZ
 RHP • R/R • 6'5 • 250
 SOUTHWEST RANCHES, FLA.
 SENIOR



47
HUNTER SLOOP
 RHP • R/R • 6'7 • 235
 MOUNT PLEASANT, N.C.
 R-JUNIOR



51
ANDREW ALBERTS
 LHP • L/L • 6'0 • 215
 JUPITER, FLA.
 R-SOPHOMORE



33
ROBERT WOODARD
 HEAD COACH



10
TOBY BICKNELL
 ASSOCIATE HEAD COACH



16
WILL KAUFMAN
 ASSISTANT COACH



42
TYLER SIMMONS
 DIRECTOR OF PLAYER DEVELOPMENT



BP
ERIC MCKIBBAN
 DIRECTOR OF BASEBALL PERFORMANCE



19
CAMERON HANSEN
 PITCHING COORDINATOR
 BASEBALL PERFORMANCE ASST.



AT
DONNA NIMMO
 ATHLETIC TRAINER