

GA

CHARLOTTE FOOTBALL

GAME NOTES

GAME 2

## 2025 CHARLOTTE SCHEDULE

	<b>vs. App State Mountaineers</b> Friday, Aug. 29 Bank of America Stadium Charlotte, N.C. <b>L, 11-34</b>
	<b>North Carolina Tar Heels</b> Saturday, Sept. 6 Jerry Richardson Stadium Charlotte, N.C. 7 PM ESPN+
	<b>Monmouth Hawks</b> Saturday, Sept. 13 Jerry Richardson Stadium Charlotte, N.C. 6 PM ESPN+
	<b>Rice Owls</b> Thursday, Sept. 18 Jerry Richardson Stadium Charlotte, N.C. 7:30 PM ESPN
	<b>at South Florida Bulls</b> Friday, Oct. 3 Raymond James Stadium Tampa, Fla. 7 PM ESPN2
	<b>at Army Black Knights</b> Saturday, Oct. 11 Michie Stadium West Point, N.Y. Noon CBS Sports
	<b>Temple Owls</b> Saturday, Oct. 18 Jerry Richardson Stadium Charlotte, N.C. TBA
	<b>North Texas Mean Green</b> Friday, Oct. 24 Jerry Richardson Stadium Charlotte, N.C. TBA
	<b>at East Carolina Pirates</b> Saturday, Nov. 8 Dowdy-Ficklen Stadium Greenville, N.C. TBA
	<b>UTSA Roadrunners</b> Saturday, Nov. 15 Jerry Richardson Stadium Charlotte, N.C. TBA
	<b>at Georgia Bulldogs</b> Saturday, Nov. 22 Sanford Stadium Athens, Ga. 12:45 PM SEC Network
	<b>at Tulane Green Wave</b> Saturday, Nov. 29 Turchin Stadium New Orleans, La. TBA

### WHERE TO FIND IT

Media Information	2	Special Teams Notes	14
The Matchup	3	Schedule Notes	14
Record Breakdown	4	Head Coach Tim Albin	15
The Notebook	4	2025 Roster	16
Niner Nuggets	6	Positional Starts	18
Around the American	7	Explosive Plays	19
Players of the Week	7	Turnover Chart	20
Scorigami	8	Big Play Breakdown	20
Charlottogami	9	Drive Summaries	21
On This Date	9	The Last Time...	22
Richardson Stadium Records	10	Team Game Records	24
Depth Chart	11	Individual Game Records	26
Pronunciation Guide	11	Game Recaps	28
Offensive Notes	12	Stat Pack	29
Defensive Notes	13		

This PDF is hyperlinked.

Click on the section in the table of contents you'd like to jump to and it will take you there. To return to the table of contents, click the page number at the bottom of the page.

## CHARLOTTE 49ERS 0-1



**Last Game** ..... L, 11-34 vs. App State (Aug. 29)  
**Head Coach** ..... Tim Albin  
**Record at Charlotte** ..... 0-1 (First Season)  
**Career Record** ..... 58-28 (Eighth Season)

## VS NORTH CAROLINA TAR HEELS 0-1



**Last Game** ..... L, 48-14 vs. TCU (Sept. 1)  
**Head Coach** ..... Bill Belichick  
**Record at North Carolina** ..... 0-1 (First Season)  
**Career Record** ..... 0-1 (First Season)

### GAME 2

SATURDAY, SEPTEMBER 6, 2025 • JERRY RICHARDSON STADIUM • CHARLOTTE, N.C.

### COVERAGE

#### TELEVISION

**Play-by-Play:** Chuckie Kempf  
**Analyst:** Tom Luginbill  
**Sideline:** Marilyn Payne

#### RADIO

**Charlotte Radio Network:** Matt Swierad (Play-by-Play),  
Al Wallace (Analyst), Bobby Rosinski (Sideline)  
**Station:** WRFX (99.7) | **Stream:** Charlotte49ers.com

#### LIVE STATS

Charlotte49ers.com/FBStats

### TALE OF THE TAPE

#### Charlotte Statistics

Points Per Game	11.0
First Downs	15
Rushing Yards	76
Passing Yards	142
Total Offense	218
Third-Down Conversions	4-14 (28.6%)
Time of Possession	26:02

#### North Carolina Statistics

Points Per Game	14.0
First Downs	10
Rushing Yards	50
Passing Yards	172
Total Offense	222
Third-Down Conversions	1-10 (10.0%)
Time of Possession	27:51

### THE OPENING KICK

#### LUCKY13

➤ Charlotte Football enters its 13th season in program history in 2025 and its 11th competing at the FBS level.

#### PREGAME FESTIVITIES

➤ Country music star and proud Niner Chris Lane will be doing a special pregame performance ahead of Saturday's game. Lane is a former baseball player with the 49ers and still holds the program's career sacrifice bunt record to this day.

#### HERE COME THE HEELS

➤ North Carolina's trip to Jerry Richardson Stadium makes the Tar Heels the fourth FBS program in North Carolina to play a game at the home of the Niners. Two of the previous three have fallen in their first game at Jerry Richardson Stadium, including fellow ACC member Duke in the 2021 season opener.

#### KICKING AND SCREAMING (WITH JOY!)

➤ Liam Boyd booted home a field goal to put the Niners in front on Friday against App State and keep the team's streak alive at 17 consecutive field goals made without a miss. The Niners were the only FBS program make all of their field goal attempts a season ago and have the fourth-longest active FGM streak in the country.

#### FLIPPING THE FIELD

➤ Bronson Long was called on to punt six times against App State and boomed five of those 50+ yards, becoming the only punter in program history to record five punts of 50+ yards in a single game.

### STATISTICAL LEADERS

#### PASSING



**Conner Harrell**  
13 comp • 142 yards • 1 TD

#### RUSHING



**CJ Stokes**  
15 carries • 49 yards • 0 TDs

#### RECEIVING



**Justin Olson**  
2 catches • 56 yards • 0 TDs

#### TACKLING



**Kadin Schmitz**  
9 total • 5 solo • 0 TFL

MEDIA INFORMATION

CREDENTIALS

To request credentials, submit a request at [Charlotte49ers.com/FootballCredentials](https://Charlotte49ers.com/FootballCredentials). All requests should be made by the Tuesday of that game week and should be limited to working press only. Requests made on game day will not be approved.

Credentials will be screened and issued on a priority basis, with those covering Charlotte and the visiting team on a regular basis receiving top priority. Requests for credentials will be reviewed on a case-by-case, year-by-year basis.

The Charlotte Athletics Strategic Communications office has the final authority on whether any individuals from any organization will be issued media credentials. Complimentary tickets are not provided to the media.

Credentials are issued to the individual.

MEDIA/SCOUTS WILL CALL AND PARKING

Due to ease of pick up outside Richardson Stadium, credentials will **NOT** be mailed. Credential pick up is available at the southwest corner of Richardson Stadium at a ticket office window and begins two hours prior to kick off.

Parking passes will also be delivered digitally to media and scouts to the phone number/email listed on the credential application. Parking passes will be sent during game week.

POST-GAME PRESS CONFERENCE

Post-game press conferences are held on the second floor of the Judy Rose Football Center in the team meeting room. After a cooling off period and conversation with the team, Head Coach Tim Albin and select players will be available to the media. Post-game video is available by request.

PHOTOGRAPHERS/VIDEOGRAPHERS

Credentials for photographers and videographers will be issued on the basis of circulation, with priority granted to agencies covering the participating schools on a regular basis. Credentials will not be issued to freelancers unless they are employed by a reputable publication or the communications office of the participating schools. Credentials are issued for the purpose of media coverage only, and images and video of the game may not be used for commercial purposes without the expressed, written permission of Charlotte Athletics.

Photographers and videographers working on the sidelines of Jerry Richardson Stadium will be required to have a photographer's bib. These can be checked out from the work room on the second floor of the Judy Rose Football Center.

SIDELINE AREAS

Excluding select portions of the game, media sideline access is reserved for photographers and videographers. Credentialed photographers/videographers who arrive without proper equipment will not be granted sideline access. When on the sideline, media must remain outside the bench area. This includes during pre-game activities.

FIELD AND LOCKER ROOM ACCESS

Photographers and videographers are allowed access to the playing field at only two points throughout the course of the event: when the 49ers enter the field immediately prior to kickoff and immediately following the game.

Charlotte's locker room is closed at all times.

RECRUITS

Per NCAA rule, media are not permitted to have contact with a prospect or family members of a prospect during their visit (official or unofficial) to campus, including prospects in attendance at practice or games. Contact includes in-person conversations, phone calls, text messages, e-mails, etc. Media are also asked to make every effort to keep distance from prospects on campus, including at practice, during pre-game activities on the sidelines and in the stands.

PRACTICES

During the regular season, practices are open for media to attend on Tuesday and Wednesday for the first 30 minutes of practice during the individual and stretch portions

Interviews with student-athletes and assistant coaches will be conducted at the conclusion of practice. Media members should submit interview requests a day prior to the interview. When attending practice, please contact Joe Templin prior to arriving at the facility.

QUICK FACTS

GENERAL INFORMATION

Location ..... Charlotte, N.C.  
 Founded ..... 1946  
 Enrollment ..... 32,000+  
 Nickname ..... 49ers  
 Colors ..... Green (PMS 7484) and White  
 Conference ..... American Conference  
 Chancellor ..... Dr. Sharon L. Gaber  
 Athletic Director ..... Mike Hill  
 Executive Associate AD/SWA ..... Ragean Hill

TEAM INFORMATION

2024 Record ..... 5-7  
 2024 American Record ..... 4-4  
 First Season of Football ..... 2013  
 Seasons ..... 13th  
 All-Time Record ..... 47-90 (343)  
 All-Time Conference Record ..... 26-50 (342)  
 Bowl Games (Last) ..... 1 (2019)

STADIUM INFORMATION

Facility ..... Jerry Richardson Stadium  
 Field ..... McColl-Richardson Field  
 Year Opened ..... 2013  
 Capacity ..... 15,314  
 Surface ..... Turf

COACHING STAFF

Head Coach ..... Tim Albin  
 Todd Fitch ..... Associate Head Coach/OC  
 Brian Haines ..... Assistant Head Coach/STC/RB  
 Nate Faanes ..... Defensive Coordinator/LB  
 Kurt Mattix ..... Co-Defensive Coordinator/DL  
 Tre Bell ..... Cornerbacks/DPGC  
 Brian Metz ..... Tight Ends/Recruiting Coord.  
 Bryan Nardo ..... Softies  
 Vince Reynolds ..... Defensive Tackles  
 Allen Rudolph ..... Offensive Line/RGC  
 Paul Turner ..... Wide Receivers/PGC  
 Brian Miller ..... Strength and Conditioning

SUPPORT STAFF

Lauren Barnes ..... Director of On-Campus Recruiting  
 Cannon Blouser ..... Defensive Graduate Assistant  
 Kenny Cabe ..... Head Athletic Trainer  
 Gary Cioffi ..... Offensive Analyst  
 Tariq Drake ..... Defensive Analyst  
 Clay Finney ..... Director of Player Personnel  
 Caitlin Fogue ..... Assistant Strength and Conditioning Coach  
 Chandra Fullwood ..... Assistant Director of Academics  
 Greg Gamble ..... Assistant to the Head Coach/Pro Liaison  
 Ben Gilkey ..... Assistant Strength and Conditioning Coach  
 Zach Henderson ..... Assistant Director of Video Services  
 Brittani Hoover ..... Assistant Athletic Trainer  
 Trey Johnson ..... Assistant Athletic Trainer  
 Tyler King ..... Offensive Graduate Assistant  
 Jake Kirkendall ..... Director of Football Operations  
 Morgan Kramer ..... Director of Video Services  
 Jen Lawrie ..... Director of Sports Nutrition  
 Victor Montoya ..... Assistant Director of Football Equipment  
 Stephen Oglesby ..... Offensive Graduate Assistant  
 Danny Orrock ..... Co-Special Teams Coordinator  
 David Patterson ..... Defensive Graduate Assistant  
 Jake Roney ..... Offensive Analyst  
 Zakk Ryherd ..... Director of Football Creative Media  
 Joelyn Shipman ..... Performance Dietitian  
 Dale Ustry ..... Director of Football Equipment  
 Anthony Williams ..... Director of Football Academics  
 Tyler Woods ..... Assistant Director of Player Personnel

CHARLOTTE STRATEGIC COMMUNICATIONS



JOE TEMPLIN  
 Associate Director/FB Contact  
 Cell: (231) 250-7542  
 Email: [jtemplin@charlotte.edu](mailto:jtemplin@charlotte.edu)

LUKE ZAHLMANN

Associate Director  
 Email: [lzahlman@charlotte.edu](mailto:lzahlman@charlotte.edu)

REECE HELMS

Assistant Director  
 Email: [shelms33@charlotte.edu](mailto:shelms33@charlotte.edu)

MADELINE DAVIS

Assistant Director  
 Email: [mdavi332@charlotte.edu](mailto:mdavi332@charlotte.edu)

DAVIS FIELDS

Assistant  
 Email: [dfield25@charlotte.edu](mailto:dfield25@charlotte.edu)

MAILING ADDRESS:

Charlotte 49ers  
 9201 University City Blvd.  
 Charlotte, NC 28223

PRESS CONFERENCE SCHEDULE

Charlotte will host a press conference every Tuesday during the season, with the exception of bye weeks, featuring head coach Tim Albin and two select players. The full list of press conference dates is below:

Aug. 26	Sept. 30	Nov. 4
Sept. 2	Oct. 7	Nov. 11
Sept. 9	Oct. 14	Nov. 18
Sept. 16	Oct. 21	Nov. 25

JUST CHARLOTTE

In referring to the 49ers' athletic program please simply use "Charlotte" or "Charlotte 49ers". Niners is also acceptable. While the university remains UNC Charlotte, for athletic purposes please use Charlotte. For abbreviations please use **CLT**.

2025 MEDIA GUIDE

Scan the QR code below to view the 2025 Charlotte Football Media Guide. Digital viewers can click on the QR code.



WEEKLY MEDIA SCHEDULE (TUESDAY, SEPT. 2 - MONDAY, SEPT. 8)

TUESDAY [2]	WEDNESDAY [3]	THURSDAY [4]	FRIDAY [5]	SATURDAY [6]	SUNDAY [7]	MONDAY [8]
Weekly Press Conference - 11:30 AM	Post-practice availability Players/Asst. Coaches by request ~ 11 AM	No Availability	No Availability.	Game vs. App State 7 PM • ESPN+ Jerry Richardson Stadium Post-game available <b>in-person only</b>	No Availability	No Availability
		<b>WSOC</b> at Clemson - 7 PM	<b>MGOLF</b> at Tennessee - All Day  <b>VB</b> vs. Bradley - 4 PM  <b>MSOC</b> at South Carolina - 7 PM	<b>MGOLF</b> at Tennessee - All Day  <b>VB</b> vs. College of Charleston - 2 PM  <b>VB</b> vs. Western Carolina - 7 PM	<b>MGOLF</b> at Tennessee - All Day  <b>WGOLF</b> at Pawleys Island - All Day  <b>WSOC</b> UNCG - 7 PM	<b>WGOLF</b> at Pawleys Island - All Day  Coaches Show - 6 PM WFNZ 92.7

LAST MEETING

Sept. 7, 2024  
Kenan Memorial Stadium • Chapel Hill, N.C.

**CHAPEL HILL, N.C. --** Injuries mounted for the 49ers throughout the first half as multiple starters ended their days early. Charlotte hung tough in their first trip to Chapel Hill, bringing the game back to a one-score game early in the third quarter before the depth of the Tar Heels helped them pull away.

After starting quarterback Max Brown went down with an injury late in the first half, true freshman Deshawn Purdie rallied the Green and White in the second half and threw the first two touchdowns by a true freshman in program history.

Defensive lineman Dre Butler enjoyed his first breakout day as a 49er, tallying 2.5 tackles for loss alongside a sack and forced fumble.

SCORING SUMMARY

		SCORE		1	2	3	4	OT	FINAL
		Charlotte		3	3	7	7	-	20
		North Carolina		14	7	10	7	-	38
QTR	TIME	TEAM	PLAY	PL-YDS	TOP	SCORE			
1st	8:43	UNC	B.Nesbit 30 yd pass from C.Harrell (N.Burnette kick)	9-94	3:11	0-7			
1st	4:43	CLT	K.Cunanan 25 yd FG	10-67	4:00	3-7			
1st	3:16	UNC	N.McCollum 37 yd rush (N.Burnette kick)	5-75	1:27	3-14			
2nd	12:29	CLT	K.Cunanan 20 yd FG	9-72	5:47	6-14			
2nd	6:00	UNC	C.Harrell 4 yd rush (N.Burnette kick)	13-75	6:29	6-21			
3rd	11:46	CLT	B.Kennon 5 yd pass from D.Purdie (K.Cunanan kick)	8-75	3:14	13-21			
3rd	10:54	UNC	C.Hamilton 58 yd pass from C.Harrell (N.Burnette kick)	2-74	0:46	13-28			
3rd	4:09	UNC	N.Burnette 44 yd FG	8-53	3:45	13-31			
4th	6:39	UNC	D.Gause 1 yd rush (L.Boyd kick)	11-85	5:57	13-38			
4th	4:51	CLT	H.Rutledge 28 yd pass from D.Purdie (K.Cunanan kick)	5-75	1:48	20-38			

STAT RECAP

		CLT	UNC
FIRST DOWNS		13	28
Rushing		2	15
Passing		9	9
Penalty		2	4
NET YARDS RUSHING		49	269
Rushing Attempts		25	45
Average Per Rush		2.0	6.0
Rushing Touchdowns		0	3
Yards Gained Rushing		74	302
Yards Lost Rushing		25	33
NET YARDS PASSING		309	221
Completions-Attempts-Int		17-31-0	17-26-1
Average Per Attempt		10.0	8.5
Average Per Completion		18.2	13.0
Passing Touchdowns		2	2
TOTAL OFFENSE YARDS		358	490
Total offense plays		56	71
Average Gain Per Play		6.4	6.9
Fumbles: Number-Lost		0-0	1-0
Penalties: Number-Yards		8-72	8-67
PUNTS-YARDS		6-236	2-90
Average Yards Per Punt		39.3	45.0
Net Yards Per Punt		36	38.5
Inside 20		2	0
50+ Yards		0	0
Touchbacks		1	0
Fair catch		4	0
KICKOFF-YARDS		4-257	7-455
Average Yards Per Kickoff		64.2	65.0
Net Yards Per Kickoff		37.5	40
Touchbacks		2	7
Fair Catch Yards		0	0
Punt returns: Number-Yards-TD		2-13-0	0-0-0
Average Per Return		6.5	0.0
Kickoff returns: Number-Yds-TD		0-0-0	2-57-0
Average Per Return		0.0	28.5
Interceptions: Number-Yds-TD		1-24-0	0-0-0
Fumble Returns: Number-Yds-TD		0-0-0	0-0-0
Miscellaneous Yards		0	0
Possession Time		26:36	33:24
1st Quarter		8:43	6:17
2nd Quarter		5:34	9:26
3rd Quarter		8:07	6:53
4th Quarter		4:12	10:48
Third-Down Conversions		2-14	6-11
Fourth-Down Conversions		2-3	0-0
Red-Zone Scores-Chances		3-3	2-2
Touchdowns		1	2
Field goals		2	0
Sacks By: Number-Yards		3-24	3-19
PAT Kicks		2-2	5-5
2Pts Conversions		0-0	0-0
Field Goals		2-2	1-2
Points off Turnover		0	0

QUICK FACTS

	CHARLOTTE	NORTH CAROLINA
Location	Charlotte, N.C.	Chapel Hill, N.C.
Founded	1946	1789
Enrollment	32,000+	20,566
Nickname	49ers	Tar Heels
Colors	Green and White	Carolina Blue and White
Home Stadium	Jerry Richardson Stadium	Kenan Memorial Stadium
Conference Affiliation	American	ACC
2025 Record	0-1	0-1
2025 Conference Record	-	-

TEAM COMPARISON

	CHARLOTTE		NORTH CAROLINA	
	Value	Rank	Value	Rank
Scoring Offense	11.0	108	48.0	131
Scoring Defense	34.0	107	14.0	104
Rushing Yards	76.0	115	50.0	126
Rushing Defense	182.0	101	258.0	125
Passing Yards	142.0	102	172.0	90
Passing Defense	404.0	127	284.0	119
Total Offense	218.0	119	222.0	123
Total Defense	586.0	126	542.0	131
First Downs Offense	15	108	10	128
First Downs Defense	32	122	29	122
Penalty Yards	54	69	25	19
Turnover Margin	-1.00	94	-2.00	113
Sacks For	1.00	81	N/A	N/A
Sacks Against	0.00	1	2.00	79
Third Down Offense	28.6	101	10.0	129
Third Down Defense	46.7	101	58.3	126
Red Zone TD Offense	50.0	106	100.0	1
Red Zone TD Defense	100.0	68	60.0	39

134 FBS teams

SERIES HISTORY

Overall Record: 0-1  
Home: 0-0 • Road: 0-1

SERIES RESULTS

DATE	W/L	SCORE	LOCATION	HEAD COACH
Sept. 7, 2024	L	20-38	Chapel Hill	Poggi



RECORD BREAKDOWN

	In	Since	Program
	2025	2023	Streak
August/September	0-1	3-8	L1
October	-	2-5	L3
November	-	3-4	W2
December	-	0-0	L2
Charlotte's Conference Record...			
at home	-	2-6	W1
on the road	-	4-4	W1
during the day	-	5-8	W2
at night	-	3-8	L1
Charlotte's Non-Conference Record...			
at home	-	2-2	W1
on the road	-	0-4	L4
neutral	0-1	0-1	L2
Charlotte's Record in Games...			
decided by 7 pts or less	-	5-2	W1
in overtime	-	1-1	L1
vs. ranked opponents at home	-	0-0	-
vs. ranked opponents away/neutral	-	0-2	L5
Charlotte's Record When Scoring...			
less than 20 points	0-1	1-11	L8
20+ points	-	7-6	W2
30+ points	-	3-1	W2
the first points	0-1	3-6	L1
after the opponent	-	5-11	W1
Charlotte's Record When Allowing...			
less than 20 points	-	2-1	W1
20+ points	-	6-15	W2
30+ points	0-1	0-14	L19
Charlotte's Record When...			
leading after the 1st quarter	0-1	4-3	L1
trailing after the 1st quarter	-	3-11	L2
tied after the 1st quarter	-	1-3	L3
leading at halftime	-	4-2	W2
trailing at halftime	0-1	4-13	L1
tied at halftime	-	0-2	L3
leading after the 3rd quarter	-	6-1	W4
trailing after the 3rd quarter	0-1	2-16	L6
tied after the 3rd quarter	-	0-0	L1
Charlotte's Record With...			
less than 300 yards total offense	0-1	0-7	L7
300+ yards total offense	-	8-10	W2
400+ yards total offense	-	3-1	W3
500+ yards total offense	-	1-1	W1
a 100-yard rusher	-	2-1	W1
less than 100 rushing yards	0-1	3-6	L1
100+ yards rushing	-	5-11	W1
200+ yards rushing	-	2-1	W1
less than 100 passing yards	-	0-2	L4
100+ yards passing	0-1	7-15	L1
200+ yards passing	-	6-3	W2
300+ yards passing	-	2-1	W2
Charlotte's Record When Allowing...			
less than 200 total yards	-	2-0	W2
less than 300 total yards	-	2-2	L1
less than 400 total yards	-	4-5	W2
400+ total yards	0-1	4-11	L1
a 100-yard rusher	0-1	3-9	L1
less than 100 yards rushing	-	2-0	W2
100+ yards rushing	0-1	6-17	L1
less than 300 yards passing	-	6-13	W1
300+ yards passing	0-1	2-4	L1
Charlotte's Record When...			
committing no turnovers	-	2-4	W2
winning the turnover battle	-	2-5	W2
equal turnovers as opponent	-	2-3	W1
losing turnover battle	0-1	4-9	L5
running more plays than opponent	-	3-6	L2
running fewer plays than opponent	0-1	5-11	L1
running equal plays as opponent	-	0-0	-

LAST TIME OUT

Charlotte opened the season in Uptown last Friday against App State in the Duke's Mayo Classic. The Niners took an early lead from a Liam Boyd field goal but a strong second and third quarter push from the Mountaineers saw App State take the season opener 34-11.

CAN I KICK IT?

Boyd's successful field goal in the first quarter against App State was the latest in a streak of 17 consecutive made field goals for the 49ers, dating back to game two of the 2024 season. Charlotte was the only team in the country to not miss a field goal last year and currently has the fourth-longest consecutive field goal make streak in the country entering week two of the 2025 season.

NCAA DIVISION I LONGEST ACTIVE FG MADE STREAKS			
School	FG Streak	Streak Start	FG Made in 2025
WKU	22	Sept. 7, 2024	4
Miami	20	Aug. 31, 2024	2
BYU	18	Oct. 12, 2024	2
CHARLOTTE	17	SEPT. 7, 2024	1

FLIPPING THE FIELD

Not limited to just field goals for a notable special teams performance to start the year, Bronson Long had quite the game in his first outing as the primary punter. Long was called on six times in the loss and booted five of his six punts over 50 yards, with a long of 57. He is the first punter in program history to record five punts of 50+ yards in a single game and after one game is already halfway to cracking Charlotte's top-five for most punts of 50+ yards in a season.

MOST PUNTS OF 50+ YARDS - CLT HISTORY			
School	Opponent	Date	Punts of 50+ Yards
Bronson Long	vs. App State	Aug. 29, 2025	5
Michael O'Shaughnessy	at Rice	Sept. 28, 2024	4
Connor Bowler	at North Texas	Oct. 10, 2020	4
Arthur Hart	at Southern Miss	Nov. 18, 2017	3
Arthur Hart	Georgia State	Sept. 23, 2017	3
Arthur Hart	at Eastern Michigan	Sept. 1, 2017	3

GRADING THE NINERS

Four 49ers graded out at 75.0 or higher on Friday according to Pro Football Focus, led by Ja'Quirious Conley with an 87.3 rating on defense thanks to a team-high 89.3 rating in coverage. Conley's rating was also boosted by his effort to force a fumble at the goal line that led to Charlotte scoring the first points of the contest. Also ranking high in PFF's grades were linebacker Gavin Willis (82.3), cornerback Dwight Bootle II (78.4) and wide receiver Justin Olson (76.7).

HERE COME THE HEELS

Saturday's matchup is just the second meeting between Charlotte and North Carolina and the first time the Tar Heels will make the trek to Jerry Richardson Stadium. UNC represents the fourth different FBS program in the state of North Carolina that the Niners have hosted, joining App State, Duke, and East Carolina. Duke's one and only visit to Jerry Richardson Stadium resulted in one of the largest wins in program history when the Niners upset the Blue Devils in the first game of the 2021 season, one year after only playing due games at home during the 2020 COVID-19 Season.

CAROLINA TRANSFERS

Five members of Charlotte's team have previously been on North Carolina's roster. Quarterback Conner Harrell, defensive lineman Curtis Simpson, and kicker Liam Boyd were all in Chapel Hill last year while defensive back Ja'Quirious Conley transferred from UNC to CLT ahead of the 2024 season. Wide receiver Justin Olson also began his career at North Carolina but transferred to Middle Tennessee before landing with the Niners last year.

SPECIAL PREGAME PERFORMANCE

Country music star and proud Niner Chris Lane will perform a special pre-game show before the matchup with UNC this Saturday. The kickoff event before the first game is slated to begin at 4 p.m. with fellow Charlotte alum Austin McNeill before Lane takes the stage at 5 p.m. on the Hauser Alumni Pavilion lawn. Lane played baseball for the 49ers and still holds the program record with 41 sacrifice bunts in his career. Ticketholders, including all UNC Charlotte students, will have access to the pre-game performance for free.

A NEW ERA

Charlotte's 13th season of play begins a new era of football in the Queen City as Tim Albin takes over as the 49ers' fourth head coach. Albin comes to Charlotte after spending the last 20 seasons at Ohio, including serving as the Bobcats' head coach for the last four. Albin led Ohio to three consecutive 10-win seasons and a MAC championship this past fall. Albin coached in 13 bowl games while in Athens and led the Bobcats to victories in the Arizona Bowl and Myrtle Beach Bowl as the head coach in 2022 and 2023, respectively. His three straight seasons achieving double-digit victories marked the first time Ohio had 30+ wins in a three-year stretch and came on the heels of an impressive turnaround of seven wins from his first season as the head coach of the Bobcats. Albin also served as the head coach of his Alma Mater, Northwestern Oklahoma State, from 1997 to 1999, compiling a 25-8 record with the Rangers, including winning the 1999 NAIA National Championship with a 13-0 record on the way to being named the NAIA National Coach of the Year.



WHEREVER YOU MAY ROAM

Albin had quite the following coming to Charlotte, bringing five players and four coaches from his 2024 Bobcat squad with him to the 704. Albin also has another three coaches on staff that he shared time with in Athens but spent 2024 elsewhere.

PLAYERS/COACHES TO FOLLOW COACH ALBIN

Name	Position	Name	Position
Stellan Bowman	LB	Nate Faanes	Defensive Coordinator/Linebackers
Colby Garfield	LS	Kurt Mattix	Co-Defensive Coordinator/Defensive Line
Kadin Schmitz	LB	Brian Metz	Tight Ends/Recruiting Coordinator
Parker Startz	LB	Allen Rudolph	Offensive Line/Run Game Coordinator
Shay Taylor	LB	*Brian Haines	Special Teams Coordinator/Running Backs*
		*Bryan Nardo	Softies*
		*Jake Miller	Strength and Conditioning*

\* - indicates did not directly come from Ohio in 2024

ROSTER MAKEUP

Charlotte brings 50 players that were on the 2024 roster back into the fold in 2025 and has 57 newcomers on the roster. Captain Jonny King has been with the Niners the longest, first joining the team during the 2020 season. A pair of players, Jalar Holley and Henry Rutledge, joined one year later while four joined in 2022 and seven in 2023 - with the remaining 36 being newcomers a year ago. Of the 57 new players, 34 are coming from other NCAA institutions, seven are joining from the junior college ranks, and 16 are true freshmen out of high school.

2025 ROSTER BREAKDOWN

On the Roster since...	50 Returners	Newcomers Breakdown	57 Newcomers
2020	1	NCAA Transfers	34
2021	2	JUCO Transfers	7
2022	4	High Schoolers	16
2023	7		
2024	36		

STARTING EXPERIENCE

The Niners lost a lot of experience to graduation and the transfer portal last season, with only 21.8% of starts returning to this year's squad. That shakes out as 24.2% on offense and 18.9% on defense. Charlotte is bringing in players with a combined 212 starts at the NCAA level among the newcomers, accounting for 64.4% of the team's 329 total games started on the roster entering the season.

RETURNING STARTS BY POSITION GROUP BREAKDOWN

Offensive Returning Starts	32 (24.2%)	Defensive Returning Starts	25 (18.9%)
Quarterback	0 (0%)	Defensive Line	1 (2.1%)
Running back	3 (25%)	Linebackers	12 (50%)
Tight end	5 (41.7%)	Defensive Backs	12 (20%)
Wide Receiver	12 (33.3%)		
Offensive Line	12 (20%)		

WHHHHHo ARE YOU?

To build chemistry and foster teambuilding across the squad, Coach Albin has introduced the "Five Hs" to understand each member of the program's "why." Each player and the coach has gone around the room detailing their **History**, their **Hero**, a **Highlight**, a **Heartbreak**, and their **Hope**.

PRESEASON RECOGNITION

Seven 49ers received preseason accolades or were named to various watch lists this year, highlighted by Henry Rutledge with five preseason team selections and a spot on the Jet Award Watchlist.

PRESEASON ACCOLADES

Name	Award	Name	Award
<b>Ja'Qurious Conley, DB</b>	3rd Team All-Conf., Athlon Sports 3rd Team All-Conf., Phil Steele	<b>Henry Rutledge, RB</b>	3rd Team All-Conf. KR, Athlon Sports 3rd Team All-Conf. PR, Phil Steele 4th Team All-Conf. KR, Phil Steele
<b>Jonny King, OL</b>	2nd Team All-Conf., Athlon Sports	<b>Shay Taylor</b>	1st Team All-American Def., HERO Sports G5 2nd Team All-Conf. Athlon Sports 2nd Team All-Conf., Phil Steele
<b>Braden Mullen, DL</b>	Allstate Good Works Team Allstate Wuerffel Trophy Watch List 2nd Team All-Conf., Athlon Sports	<b>Reid Williford</b>	2nd Team All-Conf. Phil Steele
<b>Henry Rutledge, RB</b>	Jet Award Watch List 3rd Team All-American Ret., HERO Sports G5 2nd Team All-Conf., PR, Athlon Sports	<b>Jake Young</b>	3rd Team All-Conf. Athlon Sports

OH CAPTAINS, MY CAPTAINS

New for 2025 is the institution of season-long captains for the 49ers. A total of 14 players submitted applications to their peers on the team, and after a team-wide vote, five players were chosen to lead the Green and White on the field this season.

2025 CHARLOTTE FOOTBALL CAPTAINS

Ja'Qurious Conley, DB  
Conner Harrell, QB  
Jonny King, OL  
Braden Mullen, DL  
Shay Taylor, LB

START CHART

OFFENSE

Player	2025	Streak	Career
Joey Bearsn III, TE	-	1	12/12
Mason Bowers, OL	1	12	1/12
Ta'ir Brooks, WR	-	6	0/8
Sean Brown, WR	-	12	12/12
Isaiah Bullerdick, OL	-	-	4/4
Miles Burris	1	1	1/1
Mo Clipper, Jr., OL	1	1	1/1
Kristos Fernandez	-	18	0/18
Conner Harrell, QB	1	1	1/4
Rod Gainey, Jr., RB	-	-	1/1
Jonny King, OL	1	13	28/28
Grayson Loftis, QB	-	-	0/5
E. Jai Mason, WR	1	12	1/12
Jayden McGowan, WR	1	1	1/19
Justin Olson, WR	-	-	0/11
Jesse Ramil, OL	1	23	1/26
Henry Rutledge, RB	-	-	3/3
Dallas Shirley, OL	1	11	1/11
Cameren Smith, RB	-	2	0/10
C.J. Stokes, RB	1	1	2/2
Zach Wilcke, QB	-	8	0/8
Jake Young, TE	1	13	1/13

DEFENSE

Player	2025	Streak	Career
Thai Baldwin, DB	1	3	1/11
DJ Burgess, DL	1	1	1/1
CJ Clinkscales, Jr., DB	1	1	1/1
Ja'Qurious Conley, DB	1	1	4/14
Caleb Curtain, DB	-	23	0/23
Randy Franklin, DB	-	-	1/1
Cory Grant, DB	1	1	1/1
Jalar Holley, DL	-	-	15
Jaylon Johnson, DL	1	1	1/1
Cheick Kaba, DL	-	-	0/1
Jorel Liverpool	-	21	0/21
Treyveon McGee, DB	1	2	9/9
Braden Mullen, DL	-	15	0/18
Kadin Schmitz, LB	1	1	1/2
Gavin Shipman, DB	-	2	0/16
Zion Shockley, DL	1	2	2/2
Jamarrior Solomon, DL	1	1	1/8
Shay Taylor, LB	1	15	1/15
Macyo Williams, DL	-	-	0/1
Reid Williford, LB	-	12	16
Gavin Willis, LB	-	12	0/18

Career Starts Include All Previous NCAA Schools  
Noted as CLT Starts/Overall Career Starts

NINER NUGGETS

WHAT'S IN A NAME

Charlotte adopted the nickname "49ers" in honor of the importance of the year 1949. The school was founded in 1946 as The Charlotte Center of the University of North Carolina as a temporary institution designed to handle the influx of servicemen returning from the war. In 1949, the state decided that these temporary institutions were no longer necessary and moved to shut them down but Bonnie Cone and her supporters saved the school and Charlotte College was founded in 1949. The school's nickname was the "Owls" in the early days, in reference to the origins as a night school, but the student body voted to adopt the nickname "49ers" in 1961 and then moved to change the school colors from maroon and gray to the current Green and White.

CHARLOTTE COINCIDENCES

Happenstance and a few lucky occurrences relate to the 49er nickname and the Gold Standard motto for the athletic program: The 1965 vote to transform Charlotte College to UNC Charlotte passed with a 49-0 tally, with State Senator and ardent University supporter Irwin "Ike" Bell intentionally abstaining to ensure the final vote was 49-0. The campus is located on NC Highway 49, more commonly known as University City Blvd in the area. The first discovery of gold in the United States occurred in 1799 when 12-year-old Conrad Reed discovered a 17-pound nugget at his family's farm in nearby Cabarrus County - almost 50 years before the California Gold Rush.

VICTORY BELL

Heard every time the 49ers score a touchdown at home, the campus Victory Bell is a staple at every big event on campus. Gifted to Bonnie Cone when the University moved to its current site in 1961, the bell is rung at every commencement ceremony and at every Charlotte home football game.

PICKS UP

A familiar signal from Niner Nation is throwing your picks up with one of your hands. Extending your pinky and thumb away from a closed fist, like a "hang loose" symbol, throwing your picks up is a quick way for Niner Nation to show their school pride.

49TH ACRE

Debuting for the 2023 season, the 49th Acre is a three-acre outdoor complex located a short distance from Jerry Richardson Stadium. The lot can accommodate more than 2,500 students to tailgate before football games and features an 8,000-square-foot entertainment pavilion.

FOURTH QUARTER SING-ALONG

Get ready for every fourth quarter at Jerry Richardson Stadium with a sing-along of "Revival" by Zach Bryan. Chosen by a fan vote before the 2024 season, Bryan's hit will play over the speakers while the words to the song flash across the videoboard for fans to sing along with while shining their flashlights in the sky. Once "Revival" is finished, a short video will play, followed by Mötley Crüe's "Kickstart My Heart" to get everyone's blood pumping for the fourth quarter.

R1 RESEARCH CLASSIFICATION



The University of North Carolina at Charlotte received the highest recognition a research institution can earn in February when it was bestowed with Research1, or R1, status by the Carnegie Classification of Institutions of Higher Education. Criteria for 2025 R1 status include annual institutional spending of at least \$50 million on research and development and awarding at least 70 research doctorates per year - numbers that Charlotte meets and exceeds. Charlotte joins East Carolina, North Carolina (Chapel Hill), NC State, and Duke as the only universities in North Carolina with R1 classification. To commemorate this accomplishment, the football team will wear R1 stickers on the back of their helmets.

BRICK WORTHY

Aligning with the red brick design used throughout campus, Charlotte Football players earn a brick when they have shown exceptional commitment to their teammates and the program. It is one of the highest forms of recognition a player can earn. To date, 73 of the team's 107 players on the roster have earned their brick. The team's Unity Council was the first group to receive their bricks, followed by ones given out after the Spring Game. Another batch was given out on report day of fall camp for those that earned it over the summer while the latest recipients of bricks were awarded theirs following the team's second and final scrimmage this fall.

2025 BRICK RECEIPIENTS

Name	When Earned
Andrew Adair, OL	Unity Council
Connor Adair, TE	Final Scrimmage
Cornell Allen, DB	Fall Report Day
Evan Austin, WR	Final Scrimmage
Thai Baldwin, DB	Fall Report Day
Joey Bears III, TE	Unity Council
Andrew Bennett, P	Spring Game
Dwight Bootle II, DB	Fall Report Day
Mason Bowers, OL	Fall Report Day
Stellan Bowman, LB	Unity Council
Liam Boyd, K	Final Scrimmage
Boston Brinkley, OL	Spring Game
Sean Brown, WR	Unity Council
Isaiah Bullerdick, OL	Spring Game
DJ Burgess, DL	Spring Game
Aydan Cannon, DB	Fall Report Day
CJ Clinkscales Jr., DB	Spring Game
Ma Clipper Jr., OL	Final Scrimmage
Jac'Quious Conley, DB	Unity Council
Drew Cunningham, OL	Final Scrimmage
Caleb Curtain, DB	Spring Game
Jake Davids, RB	Final Scrimmage
Derrick Edwards, DB	Fall Report Day
Derrick Eley, WR	Final Scrimmage

Name	When Earned
Randy Franklin, DB	Spring Game
Seth Franklin, DB	Fall Report Day
Rod Gaineey Jr., RB	Final Scrimmage
Colby Garfield, LS	Spring Game
Tyler Gibson, OL	Spring Game
Collin Gill, S	Final Scrimmage
Cary Grant, DB	Spring Game
Duke Guenther, RB	Final Scrimmage
Conner Harrell, QB	Unity Council
Justin Hayes, LB	Fall Report Day
Jalar Holley, DL	Unity Council
Jason Jeffares, TE	Spring Game
Jaylon Johnson, DL	Fall Report Day
Cheick Kaba, DL	Final Scrimmage
Jonny King, OL	Unity Council
Grant Laskey, TE	Final Scrimmage
Jorel Liverpool, DL	Spring Game
Grayson Loftis, QB	Spring Game
Bronson Long, P	Spring Game
Kameron Manley, DB	Final Scrimmage
E. Jai Mason, WR	Fall Report Day
Gus McGee, TE	Spring Game
Treyveon McGee, DB	Unity Council
Jayden McGowan, WR	Fall Report Day

Name	When Earned
Braden Mullen, DL	Unity Council
Breon Noel, DB	Fall Report Day
JJ Okate, LB	Fall Report Day
Justin Olson, WR	Unity Council
Jesse Ramil, OL	Final Scrimmage
Brady Rhoads, TE	Final Scrimmage
Henry Rutledge, RB	Unity Council
Eli Samples, OL	Final Scrimmage
Kadin Schmitz, LB	Final Scrimmage
Gavin Shipman, DB	Unity Council
Dallas Shirley, OL	Fall Report Day
Zion Shockley, DL	Fall Report Day
Dom Silvia, OL	Final Scrimmage
Cameron Smith, RB	Final Scrimmage
Jamarion Solomon, DL	Final Scrimmage
Parker Startz, LB	Fall Report Day
CJ Stokes, RB	Fall Report Day
Shay Taylor, LB	Final Scrimmage
Ayo Tifase, DL	Final Scrimmage
Zach Wilke, QB	Spring Game
DeQuinder Williams II, DB	Final Scrimmage
Reid Williford, LB	Unity Council
Gavin Willis, LB	Spring Game
Dy'Lan Womack, DB	Fall Report Day
Jake Young, TE	Spring Game

RICHARDSON STADIUM EXPANSION

The ceremonial pick axes struck dirt on August 27 on the Jerry Richardson Stadium Expansion, part of Phase 1 of the EverGreen Master Vision. The expansion is for a new tower above the existing press box that will feature premium seating inventory, including suites, lounge boxes, ledge seating, an indoor club, and an east and west deck patio space. The tower will also allow Charlotte Athletics to activate the stadium for additional community events and will have year-round usage by Charlotte student-athletes for dining purposes.

NEITHER HOME NOR AWAY

The opener against App State was just the second neutral-site game in program history and the first during the regular season. The only other time the 49ers have not played a game as a true home or road team came in the team's first and only bowl game, the 2019 Bahamas Bowl against Buffalo.

GOTTA GET DOWN ON FRIDAY

Charlotte started the season on a weekday for the seventh time in program history but the first time since 2021. The 49ers have played a total of 17 non-Saturday games throughout the first 12 seasons as a program, with nine of those taking place on Fridays. CLT has played two games on Sundays, six on Thursdays, and will be playing in its 10th Friday contest in the Duke's Mayo Classic.

WEEKDAY GAMES				
Date	Day	Opponent	Result	
8/28/14	Thu.	at Campbell	W, 33-9	
9/4/15	Fri.	at Georgia State	W, 23-20	
10/2/15	Fri.	Temple	L, 3-37	
9/1/16	Thu.	at #19 Louisville	L, 14-70	
10/9/16	Sun.	at Florida Atlantic	W, 28-23	
9/1/17	Fri.	at Eastern Michigan	L, 7-24	
9/13/18	Thu.	Old Dominion	W, 28-25	
8/29/19	Thu.	Gardner-Webb	W, 49-28	
10/20/19	Fri.	vs. Buffalo	L, 9-31	

Date	Day	Opponent	Result
12/6/20	Sun.	WKU	L, 19-37
9/3/21	Fri.	Duke	W, 31-28
9/24/21	Fri.	Middle Tennessee	W, 42-39
10/8/21	Fri.	at FIU	W, 45-33
10/21/21	Thu.	Florida Atlantic	L, 9-38
9/2/22	Fri.	William & Mary	L, 24-41
10/27/23	Fri.	Florida Atlantic	L, 16-38
10/31/24	Thu.	Tulane	L, 3-27
8/29/25	Fri.	vs. App State	L, 11-34

AMERICAN PLAYERS OF THE WEEK

Sept. 1  
Offense: Evan Simon, QB, Temple  
Defense: Jhalyn Shuler, LB, South Florida  
Special Teams: Patrick Durkin, K, Tulane

Sept. 8  
Offense:  
Defense:  
Special Teams:

Sept. 15  
Offense:  
Defense:  
Special Teams:

Sept. 22  
Offense:  
Defense:  
Special Teams:

Sept. 29  
Offense:  
Defense:  
Special Teams:

Oct. 6  
Offense:  
Defense:  
Special Teams:

Oct. 13  
Offense:  
Defense:  
Special Teams:

Oct. 20  
Offense:  
Defense:  
Special Teams:

Oct. 27  
Offense:  
Defense:  
Special Teams:

Nov. 3  
Offense:  
Defense:  
Special Teams:

Nov. 10  
Offense:  
Defense:  
Special Teams:

Nov. 17  
Offense:  
Defense:  
Special Teams:

Nov. 24  
Offense:  
Defense:  
Special Teams:

Dec. 1  
Offense:  
Defense:  
Special Teams:

DEFENSE TO OFFENSE

Charlotte scored a pair of defensive touchdowns two different ways last year, picking a pass off for six and also scooping up a fumble to take to the house. It was the sixth season in program history the 49ers have scored multiple defensive touchdowns in the same year and just the fourth time scoring from both an interception and a fumble - the first time that had happened since the 2016 campaign.

LEADING FROM THE FRONT

Charlotte has done an exceptional job closing out games it is leading in as of late, boasting a 6-1 mark when leading heading into the fourth quarter the last two seasons. That includes a perfect 4-0 record in 2024 when holding the lead heading into the final 15 minutes.

DOWN BUT NOT OUT

In 138 games in program history, Charlotte has mounted 11 double-digit comebacks, including two last year. The Niners erased a 17-point deficit against Gardner-Webb to tie for the second-largest comeback in program history (the Runnin' Bulldogs, coincidentally, are the team the Niners have had their largest comeback against) and then erased an early 10-0 deficit to beat Rice. The 2024 season was just the second time in program history the Green and White had erased multiple double-digit deficits in the same campaign.

DOUBLE-DIGIT DEFICITS ERASED

Game/Date	Deficit	Final Score	Game/Date	Deficit	Final Score
Gardner-Webb, 10/5/13	21 (45-24 4Q)	53-51	at Florida Atlantic, 11/24/18	11 (21-10 2Q)	27-24
Gardner-Webb, 9/14/24	17 (20-3 3Q)	27-26	at Marshall, 10/22/16	11 (21-10 2Q)	27-24
at Tulsa, 11/4/23	17 (17-0 2Q)	33-26 <sup>OT</sup>	at Rice, 9/28/24	10 (10-0 2Q)	21-20
UAB, 10/21/17	17 (17-0 3Q)	25-24 <sup>OT</sup>	Rice, 11/6/21	10 (24-14 4Q)	31-24 <sup>OT</sup>
at UTEP, 11/9/19	14 (21-7 2Q)	28-21	Marshall, 11/23/19	10 (10-0 2Q)	24-13
North Texas, 10/26/19	14 (35-21 4Q)	39-38			

DEGREE EARNERS

Charlotte enters the 2025 campaign with 20 players on the roster already holding college degrees. Of the 20, five earned their degrees at Charlotte while 15 transferred in after earning a degree at a different institution.

PLAYERS WITH COLLEGE DEGREES

Name	Degree Earned	Institution	Name	Degree Earned	Institution
Andrew Adair	Criminal Justice	Charlotte	Cheick Kaba	Business Administration	Troy
Thai Baldwin	Business Administration	Ball State	Jonny King	Health System Management	Charlotte
Joey Bearns III	Criminal Justice	Charlotte	E. Jai Mason	Public Administration	Samford
Mason Bowers	Exercise and Sport Science	Coastal Carolina	Gus McGee	Communication Studies	Charlotte
Liam Boyd	Economics	North Carolina	Braden Mullen	Government Modified with Economics	Dartmouth
Ta'ir Brooks	Individualized Studies	New Mexico State	Javen Nicholas	Economics	LSU
Sean Brown	Health System Management	Charlotte	Justin Olson	Communication Studies	North Carolina
Caleb Curtain	Marketing with minor in Sports Management	Elon	Gavin Shipman	Neuroscience	Harvard
Kristas Fernandez	Business Administration	Long Island	Shay Taylor	Psychology	Ohio
Colby Garfield	Economics	East Carolina	Macy Williams	Exercise Science	Utah State

AROUND THE AMERICAN CONFERENCE STANDINGS

School	Conf	Pct.	Overall	Pct.	Home	Away	Neutral	Streak
Memphis	0-0	.000	1-0	1.000	1-0	0-0	0-0	W1
Navy	0-0	.000	1-0	1.000	1-0	0-0	0-0	W1
North Texas	0-0	.000	1-0	1.000	1-0	0-0	0-0	W1
Rice	0-0	.000	1-0	1.000	0-0	1-0	0-0	W1
South Florida	0-0	.000	1-0	1.000	1-0	0-0	0-0	W1
Temple	0-0	.000	1-0	1.000	0-0	1-0	0-0	W1
Tulane	0-0	.000	1-0	1.000	1-0	0-0	0-0	W1
Tulsa	0-0	.000	1-0	1.000	1-0	0-0	0-0	W1
UAB	0-0	.000	1-0	1.000	1-0	0-0	0-0	W1
Army	0-0	.000	0-1	.000	0-1	0-0	0-0	L1
CHARLOTTE	0-0	.000	0-1	.000	0-0	0-0	0-1	L1
East Carolina	0-0	.000	0-1	.000	0-0	0-1	0-0	L1
Florida Atlantic	0-0	.000	0-1	.000	0-0	0-1	0-0	L1
UTSA	0-0	.000	0-1	.000	0-0	0-1	0-0	L1

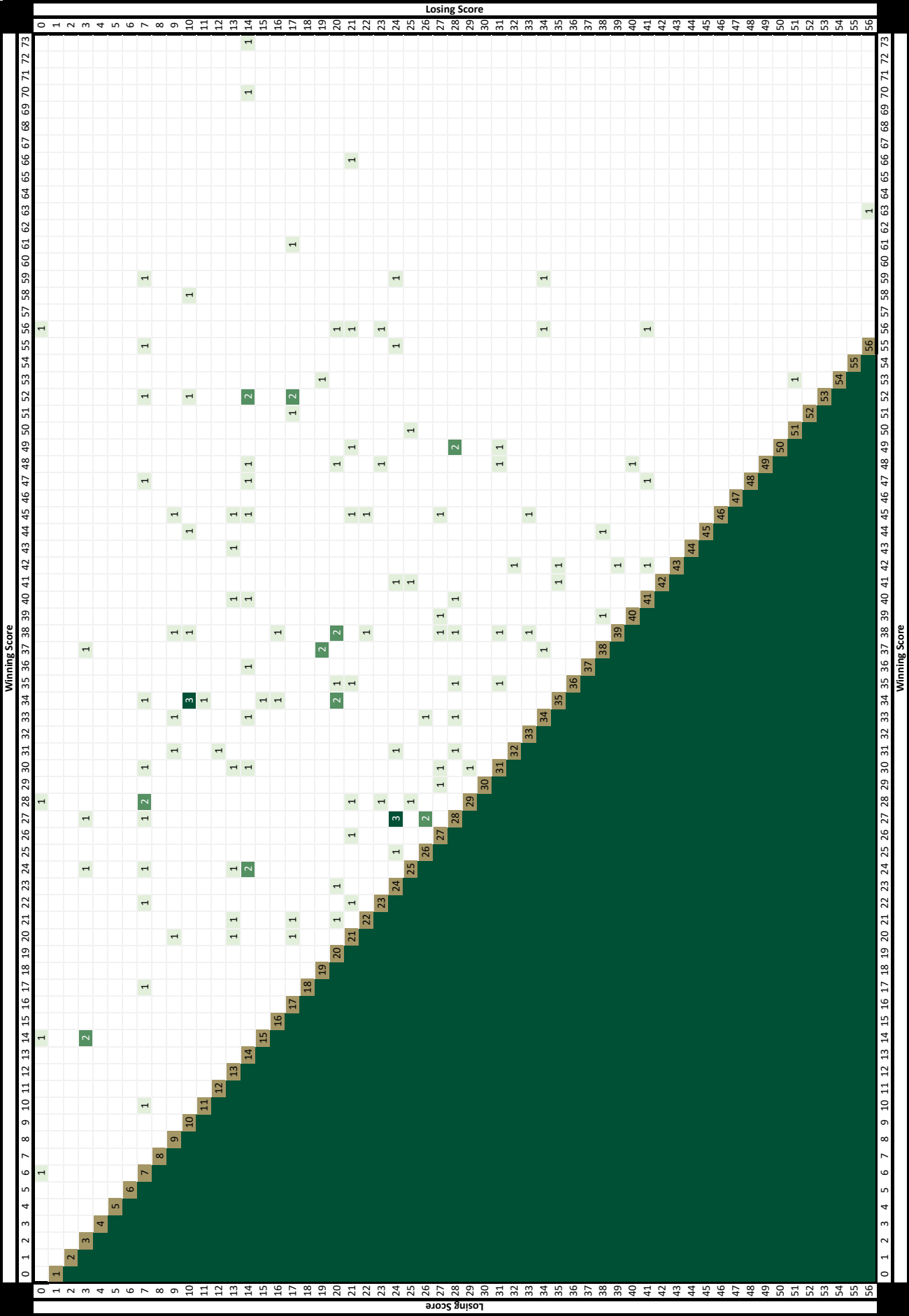
WEEK ONE RESULTS

South Florida 34, #25 Boise State 7 (Thursday)
NC State 24, East Carolina 17 (Thursday)
UAB 52, Alabama State 42 (Thursday)
Tarleton State 30, Army 27, OT (Friday)
App State 34, Charlotte 11 (Friday)
Maryland 39, Florida Atlantic 7
Navy 52, VMI 7
Tulane 23, Northwestern 3
Temple 42, UMass 10
Memphis 45, Chattanooga 10
#19 Texas A&M 42, UTSA 24
Tulsa 35, Abilene Christian 7
North Texas 51, Lamar 0
Rice 14, Louisiana 12

WEEK TWO SCHEDULE

Howard at Temple (ESPN+)	2:00 p.m.
North Texas at Western Michigan (ESPN+)	3:30 p.m.
Texas State at UTSA (ESPN+)	3:30 p.m.
UAB at Navy (CBS Sports)*	3:30 p.m.
South Florida at #13 Florida (SEC Network)	4:15 p.m.
Campbell at East Carolina (ESPN+)	6:00 p.m.
Florida A&M at Florida Atlantic (ESPN+)	6:00 p.m.
Memphis at Georgia State (ESPN+)	7:00 p.m.
Army at Kansas State (ESPN)	7:00 p.m.
North Carolina at Charlotte (ESPN+)	7:00 p.m.
Houston at Rice (ESPN+)	7:00 p.m.
Tulane at South Alabama (ESPN+)	7:00 p.m.
Tulsa at New Mexico State (ESPN+)	9:00 p.m.





What is Scorigami?

Scorigami is a concept thought of by Jon Bois in an effort to find unique scores that have never been achieved in an NFL game. Each square represents a different final score and the number in that square represents the amount of times a Charlotte Football game has ended in that score. The concept was brought to college football in 2025 by Ken Landis at UCF.

How do I read this chart?

The horizontal axis indicates the winning score while the vertical axis indicates the losing score. If that score has happened in program history, a number will be in that box. The darker the box, the more common the score has occurred. Cells shaded below the gold diagonal are impossible scores to have due to the winning score being lower than the losing score.

Repeat Scores

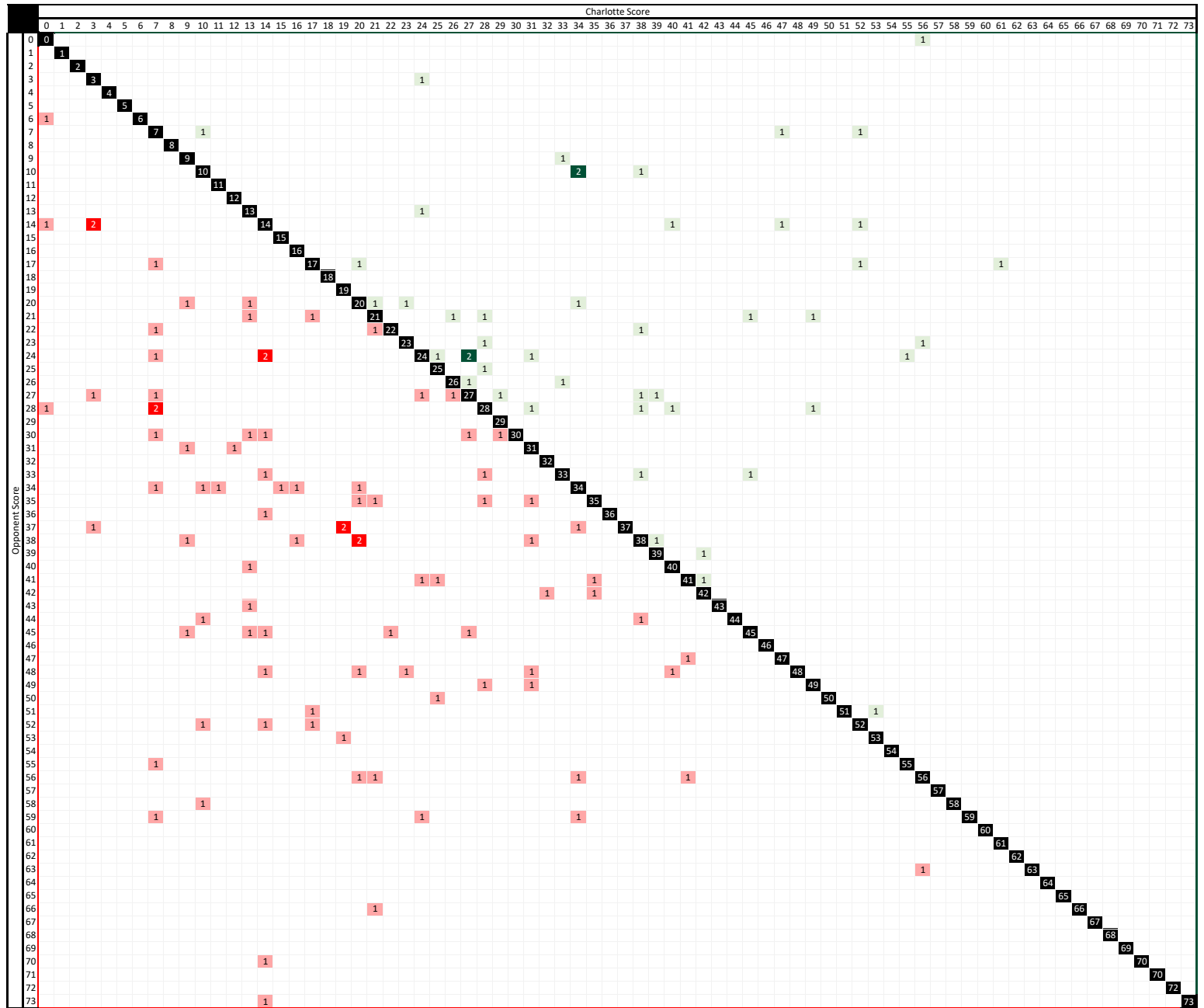
In Charlotte's limited 13 years of history, there have been 124 unique scores and 12 scores that have happened multiple times. Of those 12, two (27-24 & 34-10) have happened three times as the most frequent final scores in program history. Charlotte is 2-1 in both of those final score outcomes.

27-24

Last time: Nov. 24, 2018 at Florida Atlantic (W)

34-10

Last time: Sept. 1, 2018 vs. Fordham (W)



## What is Charlottigami?

Similar to Scorigami but with a Charlotte twist, Charlottigami was created by the Charlotte Strategic Communications office as a Scorigami chart focused specifically to Charlotte. While normal Scorigami only focuses on the end score no matter who wins, Charlottigami takes into consideration the outcome of the game for the 49ers. Put simply, a 28-24 win is different for 49er fans than a 28-24 loss and is reflected as such with two different boxes.

## How do I read this chart differently?

The only "impossible" scores at the moment are the scores that result in a tie, denoted by the black line that cuts through the chart diagonally. Every score above and to the right of the line is a Charlotte win, with the greener the box meaning the more frequently that score happens, while everything below and to the left of the line is a loss, with the darker red boxes representing the same thing as the darker green boxes.

**UNIQUE OUTCOMES: 131**  
**UNIQUE WINS: 45 • UNIQUE LOSSES: 86**

DUPLICATE WINNING SCORES		
Score	Opponent	Date
<b>34-10</b>	Fordham	Sept. 1, 2018
	Presbyterian	Sept. 12, 2015
<b>27-24</b>	at Florida Atlantic	Nov. 24, 2018
	at Marshall	Oct. 22, 2016

DUPLICATE LOSING SCORES		
Score	Last Time Opponent	Last Time Date
<b>38-20</b>	at North Carolina	Sept. 7, 2024
<b>28-7</b>	Rice	Nov. 18, 2023
<b>24-14</b>	at Middle Tennessee	Nov. 11, 2022
<b>37-19</b>	WKU	Dec. 6, 2020
<b>14-3</b>	at Tennessee	Nov. 3, 2018

## ON THIS DATE

**SEPTEMBER 6** Year Opponent Site Result  
 2014 Johnson C. Smith H W, 56-0

**RECORD: 1-0**

The only game in program history to take place on Sept. 6 came back in 2014 in Charlotte's second year as a program. It resulted in the largest margin of victory in program history, the most points scored by the 49ers in a game at Jerry Richardson Stadium, and the only shutout the 49ers have had with a 56-0 victory over Johnson C. Smith. Charlotte posted 546 yards of total offense in that game, which still ranks as the 10th-most the 49ers have had in a single contest.

INDIVIDUAL RECORDS

RUSHING	CHARLOTTE	NON-CHARLOTTE
Yards	198, Hahsaun Wilson vs. Memphis, 2023	259, Mataeo Durant (Duke, 2021)-
Attempts	36, Kalif Phillips vs. Wesley, 2014	32, Juanne Blount (Gardner-Webb, 2013)-
Touchdowns	4, Benny LeMay vs. FIU, 2018	3, Three Times (Last: Marquis Crosby, Louisiana Tech, 2022)-
Longest Rush	77, Kalif Phillips vs. Charleston Southern, 2014	*79, Grant Wilson (Old Dominion, 2023)*-
RECEIVING		
Receptions	12, Austin Duke vs. Charleston Southern, 2014	12, Davonte Allen (Marshall, 2015)-
Yards	251, Austin Duke vs. Charleston Southern, 2014	220, Robert Lewis (Georgia State, 2023)-
Touchdowns	2, 14 times (Last: Victor Tucker vs. Maryland, 2022)	*3, Twice (Last: Dalvin Smith, WKU, 2023)*-
PASSING		
Yards	347, Chris Reynolds vs. UTEP, 2022	468, Chase Litton (Marshall, 2015)-
Completions	35, Matt Johnson v. NC Central, 2013	*40, Caden Veltkamp (WKU, 2023)*
Attempts	52, Matt Johnson v. NC Central, 2013	55, Joe Callahan (Wesley College, 2014)-
Touchdowns	5, Matt Johnson v. Chowan, 2013	6, Austin Reed (WKU, 2022)-
	5, Matt Johnson v. Gardner-Webb, 2013	
Longest Pass	98, Austin Duke from Matt Johnson vs. James Madison, 2014	90, Zac Thomas (App State, 2018)-
TOTAL OFFENSE		
Yards	415, Matt Johnson vs. Gardner-Webb, 2013	497, Chase Litton (Marshall, 2015)-
RETURNS		
Long Punt Return	46, Henry Rutledge vs. Georgia State, 2023	59, Thomas Hennigan (App State, 2018)-
Long Kickoff Return	96, Mikel Hunter vs. Chowan, 2013	100, Adrian Wilkins (NC Central, 2013)-
ALL-PURPOSE		
Yards	254, Damarrell Alexander vs. Coastal Caroliona, 2014	497, Chase Litton (Marshall, 2015)-
SCORING		
Points	24, Benny LeMay vs. FIU, 2018	*18, Four Times (Last: Dalvin Smith, WKU, 2023)*
DEFENSE		
Tackles	17, Ben DeLuca vs. Marshall, 2017	16, Emmanuel Ellerbee (Rice, 2016)-
Sacks	2.0, Nine Times (Last: Markees Watts vs. North Texas, 2019)	3.0, Jadarion Shaun Peterson Jr. (FIU, 2022)-
Interceptions	2, Three Times (Last: Al-Ma'hi Ali vs. Gardner-Webb, 2024)	2, Eight Times (Last: Meiko Dotson, Florida Atlantic, 2019)
KICKING		
Field Goals	3, Five Times (Last: Stephen Rusnack vs. UAB, 2024)	3, Two Times (Last: Brayden Narveson, WKU, 2020)-
Longest Field Goal	54, Stephen Rusnack vs. Gardner-Webb, 2024 & Jonathan Cruz vs. Appalachian State, 2018	49, Brayden Narveson (WKU, 2020)-
Longest Punt	77, Michael O'Shaughnessy vs. UAB, 2024	*64, Ian Brandt (Old Dominion, 2023)*-

TEAM RECORDS

RUSHING	CHARLOTTE	NON-CHARLOTTE
Yards	338 vs. Massachusetts, 2019	425 (South Florida, 2024)
Attempts	57 vs. FIU, 2018	63 (Florida Atlantic, 2017)
Touchdowns	6 vs. East Carolina, 2024	7 (Coastal Carolina, 2014)
PASSING		
Yards	381 vs. Johnson C. Smith, 2014	494 (Marshall, 2015)
Attempts	56 vs. North Carolina Central, 2013	57 (UNC Pembroke, 2013)
Completions	38 vs. North Carolina Central, 2013	*43, Twice (Last: WKU, 2023)*
Touchdowns	5, Twice (Last: vs. Gardner-Webb, 2013)	7 (WKU, 2022)
Cmp. Percentage	.812 (13-16) vs. UMass, 2019	1.000 (15-15) (App State, 2018)
OFFENSE		
First Downs	31, Twice (Last vs. Gardner-Webb, 2013)	36 (Coastal Carolina, 2014)
Offensive Plays	106 vs. North Carolina Central, 2013	99 (Morehead State, 2014)
Offensive Yards	589 vs. North Texas, 2019	690 (Coastal Carolina, 2014)
SCORING		
Most Points	56 vs. Johnson C. Smith (W, 56-0), 2014	59, Three Times (Last: South Florida, 2024)
Most Points, Both Teams	104 (53-51 vs. Gardner Webb, 2013)	

\* - Happened during the 2023 Famous Toastery Bowl (Old Dominion vs. WKU)



GAME ONE STARTING LINEUP



OFFENSE				
LT	HT	WT	CAREER CL GP/GS	
68 Jesse Ramil	6-4	300	r-Sr.	34/26
LG				
55 Mo Clipper, Jr.	6-5	315	r-Jr.	18/1
C				
52 Jonny King	6-3	295	r-Sr.	33/28
RG				
70 Dallas Shirley	6-4	290	r-Jr.	21/11
RT				
57 Mason Bowers	6-4	310	6th	18/12
QB				
15 Conner Harrell	6-2	210	r-Jr.	12/4
RB				
23 CJ Stokes	5-10	200	r-Jr.	17/2
TE				
87 Jake Young	6-3	240	r-Jr.	17/13
WR				
3 Jayden McGowan	5-7	180	Sr.	36/19
WR				
7 E. Jai Mason	6-1	205	6th	23/12
WR				
88 Miles Burris	6-2	200	So.	12/1

DEFENSE				
DE	HT	WT	CAREER CL GP/GS	
7 DJ Burgess	6-2	270	r-Jr.	1/1
DT				
18 Zion Shockley	6-4	285	r-Sr.	10/2
DT				
51 Jamarrior Solomon	6-0	270	r-Jr.	15/8
DE				
24 Jaylon Johnson	6-4	250	Jr.	1/1
LB				
35 Shay Taylor	6-3	235	r-Sr.	39/15
LB				
19 Kadin Schmitz	6-1	235	Jr.	26/2
NK				
2 Treyveon McGee	6-3	200	r-Sr.	26/9
CB				
5 Thai Baldwin	5-11	180	r-Sr.	28/11
CB				
12 CJ Clinkscales Jr.	5-8	175	r-Jr.	19/1
S				
6 Ja'Quirious Conley	6-1	215	r-Sr.	30/14
S				
9 Cary Grant	6-2	180	r-Jr.	2/1

Games Played/Started include all games at previous NCAA programs.

SPECIAL TEAMS				
K	HT	WT	CAREER CL GP/GS	
37 Liam Boyd	6-1	200	r-Jr.	14/-
P				
95 Bronson Long	6-4	200	r-Jr.	3/-
H				
95 Bronson Long	6-4	200	r-Jr.	3/-
SN				
39 Colby Garfield	6-2	235	6th	39/-
KR				
3 Jayden McGowan	5-7	180	Sr.	36/19
PR				
5 Javen Nicholas	5-9	190	r-Jr.	27/0

PRONUNCIATION GUIDE

0	Joey BEARNS III	Burns
1	Zach WILCKE	WILL-kee
2	TREYVEON McGee	Tray-Vee-On
3	Jayden McGOWAN	muh-GOW-in
5	THAI Baldwin	TIE
5	JAVEN Nicholas	JAY-vin
6	JA'QUIRIUS Conley	juh-QWAIR-ee-us
7	DJ BURGESS	BURR-jiss
7	E. JAI Mason	E J (like the letters)
9	TA'IR Brooks	TIE-air
10	JOREL Liverpool	JUR-ell
15	Conner HARRELL	HAIR-ull
15	MACYO Williams	MAY-see-oh
18	ZION Shockley	ZYE-in
19	KADIN Schmitz	KAY-din
20	YAMIL TALIB	YUH-mill tuh-LEEB
21	BREON Noel	BREE-on
24	JARIEL Cobb	JAR-ee-ell
25	DY'LOM Womack	DIE-lon
27	AYDAN Cobb	Aiden
37	Duke GUENTHER	GUN-thur
42	JJ OKATE	oh-KAH-tay
50	AYO TIFASE	EYE-oh tih-FAH-see
51	JAMARRION SOLOMON	jah-MARR-ee-on SOL-oh-min
55	CHEICK KABA	SHECK KAH-bah
58	XAVIER Miles	ex-AY-vee-urr
67	Dom SILVIA	SILL-vee-uh
68	Jesse RAMIL	ruh-MEAL
73	UMAR Rockhead	ooh-MAR
75	KRISTOS Fernandez	KRIS-tos
84	Aiden BUI	BOO-ee
85	Jason JEFFARES	Jeffries
89	Derrick ELEY	EE-lee
94	TAKEO Massey	tuh-KAY-oh
97	JALAR Holley	juh-LAR
HC	Tim ALBIN	rhymes with Alvin
DC	Note FAANES	FAH-niss

OFFENSIVE/ST COACHES



TODD FITCH  
Off. Coord./QBs  
PRESS BOX



BRIAN HAINES  
ST Coord./RBs  
SIDELINE



BRIAN METZ  
Tight Ends  
PRESS BOX



ALLEN RUDDOLPH  
Offensive Line  
SIDELINE



PAUL TURNER  
Wide Receivers/PGC  
SIDELINE

DEFENSIVE COACHES



NATE FAANES  
Def. Coord./LBs  
SIDELINE



KURT MATTIX  
Co-Def. Coord./DL  
PRESS BOX



TRE' BELL  
Cornerbacks/DPGC  
SIDELINE



BRYAN NARDO  
Softies  
SIDELINE



VINCE REYNOLDS  
Defensive Tackles  
SIDELINE

QB



## #15 Conner Harrell

6-2 • 210 • r-Jr. • Alabaster, Ala.

- Threw his first touchdown pass as a Niner with a 16-yard strike to E. Jai Mason in the opener
- Responsible for 164 yards of total offense against App State with 142 yards passing and 22 on the ground
- Became first quarterback to lead North Carolina to a win off the bench since 2008 in team's opening win over Minnesota last season

Year	GP/GS	Cmp.	Att.	Pct.	Yds.	TD/INT
2025	1/1	13	24	54.2	142	1/1
<b>Career</b>	12/4	56	94	59.6	702	5/4
<b>Car. Highs:</b>	18	27	66.7	219	2/2	

RB



## #23 CJ Stokes

5-10 • 200 • r-Jr. • Columbia, S.C.

- Carried the rock a career-high 15 times in the season opener against App State
- Suffered a season-ending injury on a 13-yard touchdown run at Indiana last season
- Spent previous two seasons at Michigan, including the Wolverines' National Championship run in 2023
- Began career with 273 yards on 55 carries as a Michigan freshman in 2022

Year	GP/GS	Rush	Yds.	Y/R	TD	Long
2025	1/1	15	49	3.3	0	9
<b>Career</b>	18/2	81	365	4.5	2	21
<b>Car. Highs:</b>	15	68		1		21

TE



## #87 Jake Young

6-3 • 240 • r-Jr. • Waxhaw, N.C.

- Named to Preseason All-Conference Third Team by Athlon Sports
- Tallied 325 receiving yards and two touchdowns on 28 catches over the last two seasons at Western Carolina before transferring to Charlotte

Year	GP/GS	Rec	Yds.	Y/C	TD	Long
2025	1/1	0	-	-	-	-
<b>Career</b>	17/13	30	325	10.8	2	7
<b>Car. Highs:</b>	6	74		1		22

WR



## #3 Jayden McGowan

5-7 • 180 • Sr. • Laurens, S.C.

- Reeled in 453 yards on 44 receptions as a freshman at Vanderbilt
- Eclipsed the 100-yard mark against Elon (118) and Ole Miss (104) as a first-year wideout
- Two-time All-SEC kick returner with the Commodores

Year	GP/GS	Rec	Yds.	Y/C	TD	Long
2025	1/1	1	7	7.0	0	7
<b>Career</b>	17/13	83	843	10.2	3	75
<b>Car. Highs:</b>	7	118		1		75

WR



## #7 E. Jai Mason

6-1 • 205 • 6th • Jackson, Miss.

- Scored the first Niner touchdown of the year in the fourth quarter of the opener against App State
- Reached the 70-yard mark with two touchdowns apiece in back-to-back games against ETSU (70) and WMI (76) last season with Samford
- Hauled in 51 receptions for 460 yards and six touchdowns with the Bulldogs in 2024

Year	GP/GS	Rec	Yds.	Y/C	TD	Long
2025	1/1	2	29	14.5	1	16
<b>Career</b>	18/1	70	646	9.2	9	41
<b>Car. Highs:</b>	7	76		2		41

WR



## #88 Miles Burris

6-2 • 200 • So. • Jacksonville, Fla.

- Caught his first career pass with a 48-yard reception at #25 Navy
- Added his second catch of the season at Florida Atlantic
- Made his collegiate debut in the season opener against JMU and played in every game except the team's trip to Memphis

Year	GP/GS	Rec	Yds.	Y/C	TD	Long
2025	1/1	2	22	11.0	0	17
<b>Career</b>	12/1	4	86	21.5	0	48
<b>Car. Highs:</b>	2	48		0		48

LT



## #68 Jesse Ramil

6-4 • 300 • r-Sr. • Binghamton, N.Y.

- Started all 12 games last season for James Madison, helping the Dukes offense to top-30 FBS finishes in seven categories
- Started all 10 games the year prior with Saint Francis, paving the way for an offense that led the Northeast Conference in scoring, total offense, and rushing offense

Year	GP/GS
2025	1/1
<b>Career</b>	34/26

LG



## #55 Mo Clipper, Jr.

6-5 • 315 • r-Jr. • Alpharetta, Ga.

- Picked up his first career start in the season opener against App State
- Appeared in 10 games last season at Charlotte, primarily as a reserve offensive lineman and on field goal teams
- Played two seasons at Tennessee, redshirting in 2022 after appearing in two games

Year	GP/GS
2025	1/1
<b>Career</b>	18/1

C



## #52 Jonny King

6-3 • 295 • r-Sr. • Greensboro, N.C.

- Preseason All-Conference Second-Team selection (Athlon Sports)
- Named a team captain each of the last three seasons
- Longest-tenured Charlotte player dating back to his first season with the 49ers in 2020
- Won the NCHSAA 3A State Wrestling Championship at the 285-lb weight class

Year	GP/GS
2025	1/1
<b>Career</b>	33/28

RG



## #70 Dallas Shirley

6-4 • 290 • r-Jr. • Simpsonville, S.C.

- Spent three seasons at Newberry before transferring to Charlotte
- Played in two games for the Wolves in their SAC Championship season in 2022
- Became a second team All-SAC Piedmont Division player at Newberry

Year	GP/GS
2025	1/1
<b>Career</b>	21/11

RT




## #57 Mason Bowers

6-4 • 310 • 6th • High Point, N.C.

- Started 11 games last season at Kennesaw State (five at left tackle, six at right tackle)
- Played in the 2022 Birmingham Bowl against East Carolina with Coastal Carolina

Year	GP/GS
2025	1/1
<b>Career</b>	18/12

DE




#7 DJ Burgess

6-2 • 270 • r-Jr. Lafayette County, Miss.

- Named Two-Time NCAA All-American and the 2023 MACCC Defensive Player of the Year in his two successful campaigns at Northwest Mississippi Community College
- Played in every game (24) across his two-year career with NWMCC, and helped the program to a 10-win season in 2024, highlighted by a MACCC Championship

Year	GP/GS	ST	AT	TT	SACK	TFL
2025	1/1	1	1	2	0.0	1.0
Career	1/1	1	1	2	0.0	1.0
Car. Highs:		1	1	2	0.0	1.0

DT




#18 Zion Shockly

6-4 • 285 • r-Sr. • Berlin, Md.

- Appeared in six games last season with a start in Charlotte's season finale against UAB
- Made his Charlotte debut in 2023, and registered all five of his redshirt sophomore season tackles, in an overtime win over Tulsa
- Appeared in eight games across two seasons with Charlotte after two years at Maryland

Year	GP/GS	ST	AT	TT	SACK	TFL
2025	1/1	0	1	1	0.0	0.0
Career	10/2	35	48	83	4.5	10.0
Car. Highs:		4	1	5	1.0	1.0

DT




#51 Jamarrior Solomon

6-0 • 270 • r-Jr. • Miami, Fla.

- Appeared in all 12 games last season with FIU as part of 14 total games across three seasons with the Golden Panthers (2022-24)
- Had a career-high 5 tackles against Kennesaw State as part of a three-game stretch that saw thee defensive lineman register all 2.5 of his tackles for loss last season at FIU

Year	GP/GS	ST	AT	TT	SACK	TFL
2025	1/1	1	1	2	0.0	0.0
Career	15/8	7	15	22	1.0	2.5
Car. Highs:		2	5	5	1.0	1.0

DE




#24 Jaylon Johnson

6-4 • 250 • Jr. • Antioch, Tenn.

- Ranked fifth on the Northwest Mississippi Community College defense as a sophomore last year with 46 total tackles
- Led NWMCC with 11 quarterback hurries, 10 tackles for loss and six sacks in 2024

Year	GP/GS	ST	AT	TT	SACK	TFL
2025	1/1	0	0	0	0.0	0.0
Career	1/1	0	0	0	0.0	0.0
Car. Highs:		0	0	0	0.0	0.0

LB




#35 Shay Taylor

6-3 • 235 • r-Sr. • Mount Perry, Ohio

- Named Preseason First Team All-American by HERO Sports Group of Five
- Started 13 games for Ohio in 2024 to earn All-MAC Third Team Defense honors and help the Bobcats to a MAC Championship
- Forced a pair of fumbles and notched an interception, returning it for a touchdown in a win over Buffalo

Year	GP/GS	ST	AT	TT	SACK	TFL
2025	1/1	3	4	7	0.0	0.0
Career	39/15	43	58	101	4.0	11.5
Car. Highs:		4	7	10	1.0	2.5

LB




#19 Kadin Schmitz

6-1 • 235 • Jr. • Ashland, Ohio

- Led Charlotte with nine total tackles in his Niner debut to match his career high
- Played in 14 games for Ohio with one start in 2024, tallying 33 tackles, four for loss, and 3.5 sacks
- Intercepted a two-point conversion and returned it 100 yards for a "pick-two" against Buffalo
- Attended the Naval Academy Preparatory School, where he played in seven games before going to Ohio

Year	GP/GS	ST	AT	TT	SACK	TFL
2025	15/1	5	4	9	0.0	0.0
Career	26/2	22	21	43	4.5	5.0
Car. Highs:		5	6	9	1.5	1.5

NK




#2 Treyveon McGee

6-3 • 200 • 5th • Ypsilanti, Mich.

- Appeared in 11 games and started eight, including the first seven of the season
- Tallied 39 total tackles (27 solo) and 2.5 tackles for loss
- Posted the highest tackling grade on the team (89.3) by Pro Football Focus and the second-highest among all safeties in the American (fifth-highest among all Group of Five)

Year	GP/GS	ST	AT	TT	TFL	INT/PD
2025	1/1	1	1	2	1.0	0/0
Career	26/9	40	18	58	3.5	0/2
Car. Highs:		5	3	6	1.0	0/1

CB




#5 Thai Baldwin

5-11 • 180 • r-Sr. • Hampton, Va.

- Appeared in 27 games over four seasons at Ball State (2021-24)
- Tallied 53 career tackles with a career-high of five in multiple games
- Recorded an interception against Ohio in the 2024 season finale to go along with eight career passes defended (two in multiple games)

Year	GP/GS	ST	AT	TT	TFL	INT/PD
2025	1/1	2	1	3	0.0	0/1
Career	28/11	45	11	56	2.5	1/10
Car. Highs:		5	2	5	1.5	1/2

CB




#12 CJ Clinkscales Jr.

5-8 • 175 • r-Jr. • Buford, Ga.

- Appeared in eight games, including the first seven games of the season
- Tallied 16 total tackles (seven solo)
- Posted the third-highest grade among defensive players by ProFootballFocus (72.8) and registered 138 defensive snaps

Year	GP/GS	ST	AT	TT	TFL	INT/PD
2025	1/1	3	1	4	0.0	0/0
Career	19/1	20	14	34	0.0	1/0
Car. Highs:		3	5	7	0.0	1/0

S




#6 Ja'Qurious Conley

6-1 • 215 • r-Sr. • Jacksonville, N.C.

- Second on the team with a career-high eight tackles and a forced fumble against App State in the opener
- Named to Preseason All-Conference Third Team (Phil Steele, Athlon Sports)
- Appeared in the final six games of 2024 with three starts
- Tallied 26 total tackles (12 solo) and 1.5 tackles for loss

Year	GP/GS	ST	AT	TT	TFL	INT/PD
2025	1/1	6	2	8	0.0	0/0
Career	30/14	79	36	115	6.5	2/1
Car. Highs:		6	4	8	1.5	1/1

S



#9 Cary Grant

6-2 • 180 • r-Jr. • New Orleans, La.

- Tied for third on the team with seven tackles in the opener against App State
- Played in 10 games for Mississippi Gulf Coast Community College in 2023 with 38 tackles and two for loss
- Played for Highland CC (Kansas) in 2022 with 58 tackles, six for loss, and one QB hurry

Year	GP/GS	ST	AT	TT	TFL	INT/PD
2025	1/1	5	2	7	1.0	0/0
Career	2/1	5	2	7	1.0	0/0
Car. Highs:		5	2	7	1.0	0/0

@@CHARLOTTEFOOTBALL

GAME 2 • NORTH CAROLINA • 7:00 P.M. • ESPN+ • SEPT. 6, 2025 | 13



K



**#37 Liam Boyd**  
6-1 • 200 • r-Jr. • Asheville, N.C.

- Kicked a career-high 42-yarder in the season opener against App State
- Spent two seasons at North Carolina (2023-24) where he appeared in 13 total games
- Made his first career field goal, a 36-yard try against NC Central in 2024 and appeared in two other games (Charlotte, at Minnesota)

Year	GP/GS	FG	FGA	Lg.	PAT	Pts.
2025	1/-	1	1	42	-	3
Career	14/-	2	2	42	7-7	13
Car. Highs:		1	1	42	6-6	9

P



**#95 Bronson Long**  
6-4 • 200 • r-Jr. • Gothenburg, Neb.

- Bombed five of his six punts for 50+ yards with a career-long of 57 in the opener
- Served as Charlotte's punter for last year's trip to Navy, tallying a pair of punts for 67 total yards including a long of 35
- Had a 60-yard kickoff to start the second half at No. 25 Florida in his only action of 2023

Year	GP/GS	Punt	Yds.	Y/P	I-20	LG
2025	1/-	6	290	48.3	1	57
Career	3/-	8	357	44.6	1	57
Car. Highs		6	290		1	57

LS



**#39 Colby Garfield**  
6-2 • 235 • 6th • Clemmons, N.C.

- Transferred to Ohio for the 2024 season, appearing in all 14 games for the Bobcats and serving as the primary snapper on kicks and punts
- Appeared in 11 games for East Carolina across the 2022 and 2023 seasons
- Saw action in four games during the 2021 season at Charlotte as part of his two years with the 49ers (2020-21)

Year	GP/GS
2025	1/-
Career	30/-

RT



**#5 Javen Nicholas**  
5-9 • 190 • r-Jr. • New Orleans, La.

- Appeared in 26 games over three years at LSU, including a trio of bowl games (Citrus Bowl, 2022; ReliaQuest Bowl, 2023; Texas Bowl, 2024)
- Returned seven kicks over three years for the Tigers with a 17.2-yard average

Year	PR/Yds.Lg.	KR/Yds.Lg.	TD
2025	0/0	0	0
Career	2/24	27	7/122
Car. Highs:	2/24	27	4/59

**#3 Jayden McGowan**  
5-7 • 180 • Sr. • Laurens, S.C.

- Two-time All-SEC Kick Returner at Vanderbilt in 2022-23
- Top-five in SEC in average kickoff return in both years at Vandy
- Took a 97-yard return to the house in the 2023 season-opener against Hawai'i

Year	PR/Yds.Lg.	KR/Yds.Lg.	TD
2025	5/35	12	6/98
Car. Highs:	3/29	29	4/97

2025 SCHEDULE NOTES AND RESULTS

DATE		OPPONENT [RECORD]	LOCATION	BROADCAST	TIME (ET)	RESULT/SERIES	NOTES
Aug. 29		vs. APP STATE (1-0) Mountaineers	Charlotte, N.C. Bank of America Stadium	ESPNU	7:00 PM	L, 11-34 APP 4-0	Charlotte's second-ever neutral-site game and the first in the regular season
Sept. 6		NORTH CAROLINA (0-1) Tar Heels	Charlotte, N.C. Jerry Richardson Stadium	ESPN+	7:00 PM	UNC 1-0	Second time hosting an ACC opponent (Duke, 2021) and the third time hosting P4 (Maryland, 2022)
Sept. 13		MONMOUTH (1-0) Hawks	Charlotte, N.C. Jerry Richardson Stadium	ESPN+	6:00 PM	First Meeting	Charlotte's first time bottling a program from New Jersey on the gridiron
Sept. 18		RICE (1-0) Owls	Charlotte, N.C. Jerry Richardson Stadium	ESPN	7:30 PM	Tied, 3-3	Second consecutive season CLT will play at home on ESPN's flagship station
Oct. 5		AT SOUTH FLORIDA (1-0) Bulls	Tampa, Fla. Raymond James Stadium	ESPN2	7:00 PM	USF, 2-0	This will mark the first time Charlotte has played at multiple NFL stadiums in the same season
Oct. 11		AT ARMY (0-1) Black Knights	West Point, N.Y. Michie Stadium	CBS Sports	Noon	First Meeting	Back-to-back years playing a road game at a service academy
Oct. 18		TEMPLE (1-0) Owls	Charlotte, N.C. Jerry Richardson Stadium	TBA	TBA	TEM, 2-0	First game against Temple as a conference opponent after a pair of non-cons in '15 & '16
Oct. 24		NORTH TEXAS (1-0) Mean Green	Charlotte, N.C. Jerry Richardson Stadium	ESPN2	7:00 PM	CLT, 2-0	Will make it back-to-back seasons CLT has had four games on ESPN linear TV(ESPN, 2, or U)
Nov. 8		AT EAST CAROLINA (0-1) Pirates	Greenville, N.C. Dowdy-Ficklen Stadium	TBA	TBA	CLT, 2-0	Last year's game produced the second-most points CLT has scored at home (55)
Nov. 15		UTSA (0-1) Roadrunners	Charlotte, N.C. Jerry Richardson Stadium	TBA	TBA	UTSA, 2-0	First meeting since 2016, marking the longest gap against teams that came over from CUSA
Nov. 22		AT #5 GEORGIA (1-0) Bulldogs	Athens, Ga. Sanford Stadium	SEC Network	12:45 PM	First Meeting	Fourth time CLT will play a team ranked in the AP Preseason Top 25
Nov. 29		AT TULANE (1-0) Green Wave	New Orleans, La. Turchin Stadium	TBA	TBA	TLN, 1-0	Senior Day and the 2024 finale for the 49ers seeking their 5th win

# HEAD COACH TIM ALBIN

0-1 at Charlotte • 58-28 Overall



## THE ALBIN FILE

**Hometown**.....Woodward, Okla.  
**Alma Mater**.....Northwestern Oklahoma State, 1989  
**Wife**.....Brooke  
**Children**.....Tori and Treyce

## COACHING HISTORY

**2025-Present**.....Charlotte (Head Coach)  
**2021-24**.....Ohio (Head Coach)  
**2019-20**.....Ohio (Assoc. Head Coach/OC/Running Backs)  
**2005-18**.....Ohio (Offensive Coordinator/Running Backs)  
**2004**.....North Dakota State (Offensive Coord./RBs)  
**2003**.....Nebraska (Passing Game Coordinator/RBs)  
**2000-02**.....Nebraska (Graduate Assistant/Tight Ends)  
**1997-99**.....Northwestern Oklahoma State (Head Coach)  
**1994-96**.....Northwestern Oklahoma State (OC/OLine)  
**1992-93**.....Northeastern State (OK) (OC/OLine)  
**1989-91**.....Northeastern State (OK) (Grad Asst./WRs)

## YEAR-BY-YEAR RECORDS

2025	Charlotte	0-1
2024	Ohio	10-3
2023	Ohio	10-3
2022	Ohio	10-4
2021	Ohio	3-9
1999	Northwestern Oklahoma State	13-0
1998	Northwestern Oklahoma State	7-3
1997	Northwestern Oklahoma State	5-5

**Overall** **58-28**

**A** two-time Mid-American Conference Coach of the Year and the head coach of the 2024 MAC champions, Tim Albin was named Charlotte's fourth full-time head football coach by Director of Athletics Mike Hill on Sunday, December 8, 2025.

Albin came to Charlotte following four seasons as the head coach at Ohio where he posted a 33-19 record including a 23-9 mark against conference opponents. Over the past three seasons, Albin led the Bobcats to 30 wins including three straight 10-win seasons from 2022-24, and a 20-4 mark vs. MAC foes. The 30 wins marked the most successful three-year run in program history. For his efforts, Albin was named a semifinalist for the Maxwell Football Club's Munger Award given to the nation's Coach of the Year.

The consecutive 10-win seasons were program firsts for an Ohio program boasting over 130 years of college football existence. He has also led the Bobcats to three consecutive bowl game appearances and boasts a 2-0 record in the FBS postseason, winning the Arizona Bowl (2022) and Myrtle Beach Bowl (2023). He was recognized as the league's coach of the year during the 2022 and 2024 seasons.

The 2024 MAC Championship was the program's first since 1968, prior to the creation of the championship game. The 35-point margin of victory over Miami (Ohio) was the largest in the 28-year history of the MAC Championship game while the three points allowed were the fewest allowed in title game history. The Woodward, Okla., native was part of the Ohio staff as either the running backs coach and offensive coordinator or head coach for a 20-year span (2005-24). Over that period, the Bobcats flourished as one of the model programs in the MAC and one of the top in all of the Group of 5.

During his time in Athens, Ohio won six MAC East Division titles while re-writing the Bobcats' offensive record book. All 10 of the top-10 most prolific offenses in program history came during Albin's tenure as did seven of the top 10 highest-scoring offenses.

In the 130 years of Ohio Bobcat football, the program won eight or more games 12 times during Albin's time on staff and just eight times over the previous 110 seasons.

Individually, Bobcat running backs eclipsed the 1,000-yard mark six times during Albin's tenure, of 14 total instances in the history of the program. The top three players for career passing yards, five of the top six in career receiving yards, and three of the top six in career rushing yards all came during Albin's time coordinating Ohio's offense or serving as head coach.

Prior to joining coach Frank Solich to revitalize the Ohio program in 2005, Albin served as the offensive coordinator and running backs coach at North Dakota State. During that 2004 season, the Bison's first at the Division I-AA (now FCS) level, Albin's offense averaged 192.4 yards per game on the ground, developed

four offensive players into All-Great West Football Conference honorees, and saw the Bison – now an FCS powerhouse – achieve their first-ever FCS national ranking at No. 25.

Albin's tenure with Solich began at Nebraska where he spent four seasons (2000-03) as a graduate assistant for three seasons before a promotion to running backs coach and passing game coordinator in 2003. While working with the Cornhusker tight ends as a graduate assistant, Albin saw Tracey Wistrom develop into a third-team All-American in consecutive seasons (2000-01) and John Mackey Award semifinalist.

His head coaching tenure began, in fact, prior to his graduate assistant days in Lincoln when he spent three seasons as the head coach at his alma mater, Northwestern Oklahoma State (NAIA), in Alva, Okla. Albin spent six seasons in total (1994-99) on the Rangers' coaching staff, ultimately culminating in a 1999 NAIA National Championship and a perfect 13-0 record while earning NAIA Coach of the Year Honors by Rawlings and American Football Coach magazine.

Not confined to expertise on the gridiron, Albin was also named the Oklahoma Intercollegiate Conference (OIC) Coach of the Year twice while at NWOSU for his work leading the men's track and field program. While serving as an assistant football coach from 1994-96, Albin also served as the head coach for men's and women's cross country and track and field.

Albin began his climb up the coaching ranks at Northeastern State (Okla.) in 1989 where he won two conference titles as an assistant football coach and two more as head of the men's track program.

As a player, Albin was a three-time All-OIC first-teamer at NWOSU at wide receiver and became the first Ranger to earn All-District IX three times.

Albin graduated from NWOSU with a degree in Business Administration in 1989 and earned a postgraduate degree in Science from Northeastern State in 1991. Albin and his wife, Brooke, are the proud parents of two children - daughter Tori and son Treyce - and grandparents of Callen (Tori).





NUMERICAL ROSTER

0	Joey Bearns III	TE
0	Randy Franklin	DB
1	Caleb Curtain	DB
1	Zach Wilcke	QB
2	Jaylen Hampton	WR
2	Treyveon McGee	DB
3	Collin Gill	DB
3	Jayden McGowan	WR
4	Justin Olson	WR
4	Gavin Shipman	DB
5	Thai Baldwin	DB
5	Javen Nicholas	WR
6	Ja'Qurious Conley	DB
6	Rod Gainey Jr.	RB
7	DJ Burgess	DL
8	Sean Brown	WR
8	Derrick Edwards	DB
9	Ta'ir Brooks	WR
9	Cary Grant	DB
10	Jorel Liverpool	DL
11	Dwight Bootle II	DB
11	KD Hunter-Gibson	WR
12	CJ Clinkscales, Jr.	DB
12	Grayson Loftis	QB
13	Gavin Willis	LB
14	Kendal Brown	DL
14	Adam Hopkins IV	WR
15	Conner Harrell	QB
15	Mayco Williams	DL
16	Luke McNulty	QB
16	DyLon Womack	DB
17	Kameron Manley	DB
17	Gus McGee	TE
18	Zion Shockley	DL
19	Kadin Schmitz	LB
20	Yamil Talib	DL
21	Breon Noel	DB
21	Henry Rutledge	RB
22	DeQuinder Williams II	DB
23	CJ Stokes	RB
23	Darius Wallace	DL
24	Jariel Cobb	RB
24	Jaylon Johnson	DL
25	Cameron Smith	RB
26	Devon St. Clair	DB
27	Aydan Cannon	DB
28	Cornell Allen	DB
30	Stellan Bowman	LB
31	Tyson Craig	DB
32	Curtis Simpson	DL
33	Seth Franklin	DB
35	Shay Taylor	LB
36	Parker Startz	LB

ALPHABETICAL ROSTER

No.	Name	Pos.	Ht.	Wt.	CL-Ex.	RM	WV	1st	CLT	Hometown (High School/Prev. School)
56	Andrew Adair	OL	6-4	320	r-Sr.-1L	1	-	21	F23	Warrenton, Va. (St. Frances/Liberty)
86	Connor Adair	TE	6-3	240	r-Fr.-RS	4	-	24	S24	Warrenton, Va. (IMG Academy)
28	Cornell Allen	DB	5-10	190	r-Fr.-RS	4	-	24	S24	Richmond, Va. (Trinity Episcopal)
82	Evan Austin	WR	6-1	175	r-Fr.-RS	4	-	24	S24	Ijamsville, Md. (Oakdale)
5	Thai Baldwin	DB	5-11	180	r-Sr.-TR	1	-	21	S25	Hampton, Va. (Phoebus/Ball State)
0	Joey Bearns III	TE	6-1	280	r-Sr.-2L	1	-	21	F23	Calvert County, Md. (St. Frances Academy/Maryland)
92	Andrew Bennett	P	6-1	180	r-Fr.-RS	4	-	24	F24	Thomasville, Ga. (Thomasville)
11	Dwight Bootle II	DB	5-10	180	r-Jr.-TR	2	-	23	S25	Miami, Fla. (Palmetto/Nebraska)
57	Mason Bowers	OL	6-4	310	6th-TR	0	*	20	S25	High Point, N.C. (High Point Central/Kennesaw St.)
30	Stellan Bowman	LB	6-0	230	r-Fr.-TR	4	-	24	S25	Grand Rapids, Mich. (East Kentwood/Ohio)
37	Liam Boyd	K	6-1	200	r-Jr.-TR	2	-	22	F25	Asheville, N.C. (Asheville/North Carolina)
65	Boston Brinkley	OL	6-3	315	r-Jr.-2L	2	-	22	F22	Fort Mill, S.C. (Fort Mill)
9	Ta'ir Brooks	WR	6-3	210	r-Sr.-TR	1	-	21	F25	Oakland, Calif. (McClymonds/Northern Ariz.)
14	Kendal Brown	DL	6-4	235	r-Fr.-RS	4	-	24	F24	Savannah, Ga. (Arabia Mountain)
8	Sean Brown	WR	6-4	200	7th-3L	0	*	19	F22	Waxhaw, N.C. (Marvin Ridge/UNC Pembroke)
73	Tristen Brown	DL	6-3	295	Fr.-HS	4	-	25	F25	Concord, N.C. (Jay M Robinson)
84	Aiden Bui	K	5-9	160	Fr.-HS	4	-	25	F25	Pearland, Texas (Shadow Creek)
76	Isaiah Bullerdick	OL	6-2	300	r-Jr.-3L	2	-	22	F22	Harrisburg, N.C. (Hickory Ridge)
7	DJ Burgess	DL	6-2	270	r-Jr.-JC	2	-	22	S25	Lafayette County, Miss. (Lafayette/NW Mississippi)
88	Miles Burris	WR	6-2	200	r-Fr.-RS	4	-	24	F24	Jacksonville, Fla. (Trinity Christian Academy)
27	Aydan Cannon	DB	5-10	175	r-Fr.-RS	4	-	24	F24	Charlotte, N.C. (Hickory Grove)
12	CJ Clinkscales, Jr.	DB	5-8	175	r-Jr.-1L	2	-	22	S24	Buford, Ga. (Buford/Boston College)
55	Mo Clipper, Jr.	OL	6-5	315	r-Jr.-1L	2	-	22	S24	Milton, Ga. (Milton/Tennessee)
24	Jariel Cobb	RB	5-10	185	Fr.-HS	4	-	25	F25	Reidsville, N.C. (Reidsville)
6	Ja'Qurious Conley	DB	6-1	215	r-Sr.-1L	0	*	20	F24	Jacksonville, N.C. (Northside/North Carolina)
31	Tyson Craig	DB	5-11	180	Fr.-HS	4	-	25	F25	Lawrenceville, Ga. (Hebron)
62	Drew Cunningham	OL	6-4	290	r-Fr.-RS	4	-	24	F24	Southlake, Texas (Southlake Carroll)
1	Caleb Curtain	DB	6-1	195	r-Sr.-TR	1	-	21	S25	Greensboro, N.C. (Grimsley/Elon)
41	Jake Davids	RB	5-9	180	r-Fr.-RS	4	-	24	F24	Charlotte, N.C. (Ardrey Kell)
58	Devin Davis	OL	6-3	310	r-Jr.-JC	2	-	22	S25	Atlanta, Ga. (Collins Hill/Butler CC)
66	Omarion Davis	OL	6-5	305	r-Jr.-JC	2	-	22	S25	Vero Beach, Fla. (Vero Beach/Iowa Western)
99	Jaylen Doss	DL	6-2	270	Fr.-HS	4	-	25	F25	Petal, Miss. (Petal)
8	Derrick Edwards	DB	5-11	185	r-Sr.-SQ	1	-	21	S24	Miami, Fla. (Miami Palmetto/Louisville)
89	Derrick Eley	WR	6-0	170	r-Fr.-RS	4	-	24	F24	Huntersville, N.C. (Hopewell)
46	Will Estes	LB	6-1	210	Fr.-HS	4	-	25	F25	Cary, N.C. (Green Level)
75	Kristos Fernandez	OL	6-5	300	r-Sr.-TR	1	-	21	F25	New Hyde Park, N.Y. (New Hyde Park/Long Island)
0	Randy Franklin	DB	6-0	200	r-Sr.-1L	1	-	21	S24	Fayetteville, N.C. (E.E. Smith/Navvy)
33	Seth Franklin	DB	5-10	170	r-Fr.-RS	4	-	24	S24	Fayetteville, N.C. (E.E. Smith)
6	Rod Gainey Jr.	RB	6-0	185	r-Fr.-RS	4	-	24	F24	Tampa, Fla. (Tampa Bay Tech)
39	Colby Garfield	LS	6-2	235	6th-TR	0	*	20	S25	Clemmons, N.C. (North Davidson/Ohio)
74	Tyler Gibson	OL	6-5	310	r-Jr.-1L	2	-	22	F24	Alpharetta, Ga. (Johns Creek/Georgia Tech)
3	Collin Gill	DB	6-0	210	r-So.-TR	3	-	23	S25	Fort Washington, Md. (St. John's/Georgia)
9	Cary Grant	DB	6-2	180	r-Jr.-RS	2	-	22	S24	New Orleans, La. (Warren Easton/Gulf Coast C.C.)
50	Rod Green	OL	6-5	315	r-Jr.-TR	2	-	21	F25	Dayton, Ohio (Springfield/Purdue)
37	Duke Guenther	RB	5-9	185	r-Fr.-RS	4	-	24	F24	Ocean City, N.J. (Ocean City)
2	Jaylen Hampton	WR	6-2	200	r-Fr.-TR	4	-	23	S25	Atlanta, Ga. (New Hampstead/Western Kentucky)
15	Conner Harrell	QB	6-2	210	r-Jr.-TR	2	-	22	S25	Alabaster, Ala. (Thompson/North Carolina)
41	Justin Hayes	LB	6-1	215	r-So.-SQ	3	-	23	F24	Advance, N.C. (Davie County/Campbell)
80	Jeremiah Hoffman	WR	6-1	175	Fr.-HS	4	-	25	F25	Severance, Colo. (Cherry Creek)
97	Jolar Holley	DL	6-3	315	Gr.-4L	0	*	19	F21	Gwinnett County, Ga. (Buford/Miami)
14	Adam Hopkins IV	WR	6-0	180	r-So.-1L	3	-	23	F24	Thomasville, Ga. (Thomas County Central/Colorado)
11	KD Hunter-Gibson	WR	6-0	190	Jr.-JC	2	-	23	S25	Tupelo, Miss. (Tupelo/NW Mississippi)
85	Caleb Irving	DL	6-1	290	r-Fr.-TR	4	-	24	F25	Glenn Heights, Texas (Parish Episcopal/Purdue)



ALPHABETICAL ROSTER

No.	Name	Pos.	Ht.	Wt.	CL-Ex.	RM	WV	1st	CLT	Hometown (High School/Prev. School)
85	Jason Jeffares	TE	6-3	230	r-Sa.-SQ	3	-	23	F23	Charlotte, N.C. (Charlotte Catholic)
24	Jaylon Johnson	DL	6-4	250	Jr.-JC	2	-	23	S25	Antioch, Tenn. (Cane Ridge/NW Mississippi)
55	Cheick Kaba	DL	6-2	285	r-Sr.-TR	1	-	21	F25	Minneapolis, Minn. (Fridley/Troy)
72	Dominick Kelley	OL	6-5	290	r-Sa.-SQ	3	-	23	F23	Waxhaw, N.C. (Cuthbertson)
44	Ian Kelly	P	6-0	160	Fr.-HS	4	-	25	F25	Bluffton, S.C. (Hilton Head Christian)
52	Jonny King	OL	6-3	295	r-Sr.-3L	0	*	20	F20	Greensboro, N.C. (Southeast Guilford)
83	Grant Laskey	TE	6-5	245	r-Fr.-RS	4	-	24	F24	Valdosta, Ga. (Lowndes)
10	Jorel Liverpool	DL	6-6	255	Sr.-TR	1	-	22	S25	Brooklyn, N.Y. (Midwood/Wagner)
12	Grayson Loftis	QB	6-3	215	r-Sa.-TR	3	-	23	S25	Gaffney, S.C. (Gaffney/Duke)
95	Bronson Long	P	6-4	200	r-Jr.-SQ	2	-	22	F23	Gothenburg, Neb. (Gothenburg/SD Mines)
17	Kameron Manley	DB	5-9	170	r-Fr.-RS	4	-	24	F24	Raleigh, N.C. (Rolesville)
94	Takeo Massey	DL	6-3	205	Fr.-HS	4	-	25	F25	Charlotte, N.C. (Independence)
2	Treyveon McGee	DB	6-3	200	5th-1L	0	*	20	S24	Detroit, Mich. (Ypsilanti/Iowa State)
17	Gus McGee	TE	6-5	250	r-Sr.-2L	1	-	21	F23	Miami, Fla. (Columbus/San Diego State)
3	Jayden McGowan	WR	5-7	180	Sr.-TR	1	-	22	S25	Laurens, S.C. (Laurens 55/Boston College)
16	Luke McNulty	QB	6-2	185	Fr.-HS	4	-	25	F25	Pasadena, Calif. (Maranatha)
58	Xavier Miles	DL	6-3	320	r-Sa.-TR	3	-	24	F25	Orange, N.J. (Saint Peter's/Syracuse)
90	Chris Morton	DL	6-3	220	Fr.-HS	4	-	25	F25	Wilmington, N.C. (New Hanover)
44	Braden Mullen	DL	6-4	245	r-Sr.-TR	1	-	21	S25	Glenview, Ill. (Loyola Aca./Dartmouth)
5	Javen Nicholas	WR	5-9	190	r-Jr.-TR	2	-	22	F25	New Orleans, La. (St. Augustine/LSU)
21	Breon Noel	DB	5-10	200	r-Sr.-2L	0	*	20	S24	Baltimore, Md. (St. Frances Acad./St. Francis Univ.)
42	JJ Okate	LB	6-3	215	r-Jr.-1L	2	-	22	F24	Fort Worth, Texas (Martin/Tyler JC)
4	Justin Olson	WR	6-3	210	7th.-TR	0	*	19	S24	Charlotte, N.C. (North Mecklenburg/Middle Tenn.)
68	Jesse Ramil	OL	6-4	300	r-Sr.-TR	1	-	21	F25	Binghamton, N.Y. (Binghamton/James Madison)
79	Eli Reed	OL	6-2	285	Fr.-HS	4	-	25	F25	Mount Pleasant, N.C. (Mount Pleasant)
84	Chris Rivens	WR	6-3	185	Fr.-HS	4	-	25	F25	Charlotte, N.C. (Covenant Day)
81	Brady Rhoads	TE	6-4	240	r-Fr.-RS	4	-	24	F24	Sun Prairie, Wisc. (Sun Prairie West)
73	Umar Rockhead	OL	6-5	285	r-Fr.-RS	4	-	24	S24	Charlotte, N.C. (Mallard Creek)
21	Henry Rutledge	RB	5-8	185	r-Sr.-3L	1	-	21	F21	Charlotte, N.C. (Charlotte Christian)
71	Eli Samples	OL	6-5	290	r-Jr.-JC	2	-	22	S25	Cumming, Ga. (North Forsyth/Tyler JC)
19	Kadin Schmitz	LB	6-1	235	Jr.-TR	2	-	23	F25	Ashland, Ohio (Ashland/Ohio)
4	Gavin Shipman	DB	5-11	180	r-Sr.-TR	1	-	21	S25	Alabaster, Ala. (Thompson/Harvard)
70	Dallas Shirley	OL	6-4	290	r-Jr.-TR	2	-	22	S25	Simpsonville, S.C. (Hillcrest/Newberry)
18	Zion Shockley	DL	6-4	285	r-Sr.-SQ	1	-	21	F23	Berlin, Md. (St. Frances Acad./Maryland)
54	Isaac Sikes-Rasby	OL	6-5	275	Fr.-HS	4	-	25	F25	Kennesaw, Ga. (North Cobb)
67	Dom Silvia	OL	6-6	320	r-Fr.-RS	4	-	24	S24	Bridgewater, Mass. (Dexter Southfield)
32	Curtis Simpson	DL	6-4	230	r-Fr.-TR	4	-	24	F25	Shelby, N.C. (Kings Mountain/North Carolina)
25	Cameron Smith	RB	6-0	225	Sr.-TR	1	-	22	F25	Claymont, Del. (Concord/Western Illinois)
51	Jamarrion Solomon	DL	6-0	270	r-Jr.-TR	2	-	23	F25	Miami, Fla. (Palmetto/FIU)
26	Devon St. Clair	DB	6-2	190	Fr.-HS	4	-	25	F25	Orlando, Fla. (Bishop Moore)
36	Parker Startz	LB	6-3	240	r-Fr.-TR	4	-	24	S25	Chicago, Ill. (Mount Carmel/Ohio)
23	CJ Stokes	RB	5-10	200	r-Jr.-SQ	2	-	22	S24	Columbia, S.C. (Hammond School/Michigan)
20	Yamil Talib	DL	6-2	240	r-Fr.-TR	4	-	24	F25	Dallas, Texas (Berkner/Oklahoma State)
35	Shay Taylor	LB	6-3	235	r-Jr.-TR	2	-	21	F25	Mount Perry, Ohio (Sheridan/Ohio)
50	Ayo Tifase	DL	6-4	285	r-Jr.-1L	2	-	22	F24	Baltimore, Md. (Concordia/Florida State)
23	Darius Wallace	DL	6-3	235	r-Fr.-RS	4	-	24	F24	Stone Mountain, Ga. (Peachtree Ridge)
1	Zach Wilcke	QB	6-3	205	r-Jr.-JC	2	-	22	S25	Hernando, Miss. (Hernando/NW Mississippi)
22	DeQuinder Williams II	DB	6-0	180	r-Fr.-RS	4	-	24	S24	Charlotte, N.C. (West Charlotte)
15	Mayco Williams	DL	6-1	280	r-Sr.-TR	1	-	21	F25	Akron, Ohio (St Vincent-St. Mary's/Utah State)
40	Reid Williford	LB	6-2	235	Sr.-3L	1	-	22	F22	Franklin, Tenn. (Christ Presbyterian Academy)
13	Gavin Willis	LB	6-0	230	Jr.-TR	2	-	23	S25	Louisville, Ky. (Ballard/Bucknell)
16	Dy'Lon Womack	DB	6-0	180	Fr.-HS	4	-	25	S25	Powder Springs, Ga. (North Cobb)
87	Jake Young	TE	6-3	240	r-Jr.-TR	2	-	22	S25	Waxhaw, N.C. (Marvin Ridge/Western Carolina)

In an attempt to modernize our roster to provide more clarity about the makeup of the 49ers, we have added four columns to the traditional layout of a roster. The key for those additions is below.

RM: Remaining Years (Including 2024 Season) | WV: \* Indicates a COVID-19 or JUCO waiver year available or in-use (\*1 to Remaining Years)  
1st: 1st Semester in College | CLT: 1st Season at Charlotte

NUMERICAL ROSTER

37	Liam Boyd	K
37	Duke Guenther	RB
39	Colby Garfield	LS
40	Reid Williford	LB
41	Jake Davids	RB
41	Justin Hayes	LB
42	JJ Okate	LB
44	Ian Kelly	P
44	Braden Mullen	DL
46	Will Estes	LB
50	Rod Green	OL
50	Ayo Tifase	DL
51	Jamarrion Solomon	DL
52	Jonny King	OL
54	Isaac Sikes-Rasby	OL
55	Ma Clipper, Jr.	OL
55	Cheick Kaba	DL
56	Andrew Adair	OL
57	Mason Bowers	OL
58	Devin Davis	OL
58	Xavier Miles	DL
62	Drew Cunningham	OL
65	Boston Brinkley	OL
66	Omarion Davis	OL
67	Dom Silvia	OL
68	Jesse Ramil	OL
70	Dallas Shirley	OL
71	Eli Samples	OL
72	Dominick Kelley	OL
73	Tristen Brown	DL
73	Umar Rockhead	OL
74	Tyler Gibson	OL
75	Kristos Fernandez	OL
76	Isaiah Bullerdick	OL
79	Eli Reed	OL
80	Jeremiah Hoffman	WR
81	Brady Rhoads	TE
82	Evan Austin	WR
83	Grant Laskey	TE
84	Aiden Bui	K
84	Chris Rivens	WR
85	Caleb Irving	DL
85	Jason Jeffares	TE
86	Connor Adair	TE
87	Jake Young	TE
88	Miles Burris	WR
89	Derrick Eley	WR
90	Chris Morton	DL
92	Andrew Bennett	P
94	Takeo Massey	DL
95	Bronson Long	P
97	Jalar Holley	DL
99	Jaylen Doss	DL

KEY

S	
Caleb Curtain	23
Treyveon McGee	8

S	
Ja'Qurious Conley	11
Cary Grant	1

LB	
Gavin Willis	18
Shay Taylor	15
Reid Williford	15

LB	
Braden Mullen	18
Kadin Schmitz	2

NK	
Ja'Qurious Conley	3
Randy Franklin	1
Treyveon McGee	1

CB	
Thai Baldwin	11

DE	
Jorel Liverpool	21
DJ Burgess	1
Cheick Kaba	1

DT	
Jamarion Solomon	8

DT	
Jalar Holley	15
Zion Shockley	1

DE	
Jaylon Johnson	1
Zion Shockley	1
Macyo Williams	1

CB	
Gavin Shipman	16
CJ Clinkscales Jr.	1

WR	
Sean Brown	12
Justin Olson	11
To'ir Brooks	8
Miles Burris	1

LT	
Jesse Ramil	23
Mason Bowers	5
Kristos Fernandez	13

LG	
Jesse Ramil	3
Mo Clipper, Jr.	1

C	
Jonny King	28
Isoiah Bullerdick	4

RG	
Dallas Shirley	11

RT	
Mason Bowers	7
Kristos Fernandez	5

TE	
Jake Young	13

FB	
Joey Bearns, III	12

QB	
Zach Wilcke	8
Grayson Loftis	5
Conner Harrell	4

RB	
Cameren Smith	10
Henry Rutledge	2
C.J. Stokes	2
Rad Gainey, Jr.	1

WR	
Jayden McGowan	19
E. Jai Mason	12
Henry Rutledge	1

Starts Include All Previous FBS/FCS Schools

GAME-BY-GAME STARTERS

OFFENSIVE STARTERS

OPPONENT	QB	RB	WR	WR	TE	LT	LG	C	RG	RT	11
App State	Harrell	Stokes	Mason	McGowan	Young	Ramil	Clipper, Jr.	King	Shirley	Bowers	Burris (WR)
North Carolina	-	-	-	-	-	-	-	-	-	-	-
Monmouth	-	-	-	-	-	-	-	-	-	-	-
Rice	-	-	-	-	-	-	-	-	-	-	-
South Florida	-	-	-	-	-	-	-	-	-	-	-
Army	-	-	-	-	-	-	-	-	-	-	-
Temple	-	-	-	-	-	-	-	-	-	-	-
North Texas	-	-	-	-	-	-	-	-	-	-	-
East Carolina	-	-	-	-	-	-	-	-	-	-	-
UTSA	-	-	-	-	-	-	-	-	-	-	-
Georgia	-	-	-	-	-	-	-	-	-	-	-
Tulane	-	-	-	-	-	-	-	-	-	-	-

DEFENSIVE STARTERS

OPPONENT	DE	DT	DT	DE	LB	LB	CB	S	S	CB	NK
App State	Burgess	Shockley	Solomon	Johnson	Taylor	Schmitz	Baldwin	Conley	Grant	Clinkscales Jr.	McGee (DB)
North Carolina	-	-	-	-	-	-	-	-	-	-	-
Monmouth	-	-	-	-	-	-	-	-	-	-	-
Rice	-	-	-	-	-	-	-	-	-	-	-
South Florida	-	-	-	-	-	-	-	-	-	-	-
Army	-	-	-	-	-	-	-	-	-	-	-
Temple	-	-	-	-	-	-	-	-	-	-	-
North Texas	-	-	-	-	-	-	-	-	-	-	-
East Carolina	-	-	-	-	-	-	-	-	-	-	-
UTSA	-	-	-	-	-	-	-	-	-	-	-
Georgia	-	-	-	-	-	-	-	-	-	-	-
Tulane	-	-	-	-	-	-	-	-	-	-	-

Yds	Type	Player	Opp.	Qtr.
47	Pass	Harrell-Olson	APP	3
17	Rush	Harrell	APP	3

\* Indicates a touchdown-scoring play

BY TYPE (TOUCHDOWNS)	
Passing (20+)	1 (0)
Rushing (15+)	1 (0)
Defensive Return (20+)	0 (0)
Kickoff Return (30+)	0 (0)
Punt Return (15+)	0 (0)
TOTALS	2 (0)
BY GAME	
vs. App State	2 (0)
North Carolina	0 (0)
Monmouth	0 (0)
Rice	0 (0)
at South Florida	0 (0)
at Army	0 (0)
Temple	0 (0)
North Texas	0 (0)
at East Carolina	0 (0)
UTSA	0 (0)
at Georgia	0 (0)
at Tulane	0 (0)
BY QUARTER	
1st	0 (0)
2nd	0 (0)
3rd	3 (0)
4th	0 (0)
OT	0 (0)
PASSING (20+)	
Conner Harrell	1 (0)
RECEIVING (20+)	
Justin Olson	1(0)
RUSHING (15+)	
Conner Harrell	1 (0)
DEFENSIVE RETURN (20+)	
KICKOFF RETURN (30+)	
PUNT RETURN (15+)	

GAME-BY-GAME NOTABLES

Opponent	Captains	Coin Toss	Kick or Receive	First Poss.	Kick Time	Game Length	Helmet Style	Jersey Color	Pants Color	Game Result
vs. App State	Conley, Harrell, King, Mullen, Taylor	Lost	Receive	Punt	7:02	3:24	White	Green	White	L, 11-34
North Carolina	-	-	-	-	-	-	-	-	-	-
Monmouth	-	-	-	-	-	-	-	-	-	-
Rice	-	-	-	-	-	-	-	-	-	-
at South Florida	-	-	-	-	-	-	-	-	-	-
at Army	-	-	-	-	-	-	-	-	-	-
Temple	-	-	-	-	-	-	-	-	-	-
North Texas	-	-	-	-	-	-	-	-	-	-
at East Carolina	-	-	-	-	-	-	-	-	-	-
UTSA	-	-	-	-	-	-	-	-	-	-
at Georgia	-	-	-	-	-	-	-	-	-	-
at Tulane	-	-	-	-	-	-	-	-	-	-

TURNOVERS

Opponent	FORCED BY CLT				Turnover Margin	Pts Off Margin	FORCED BY OPPONENT			
	Fum	INT	Tot	Pts Off			Fum	INT	Tot	Pts Off
vs. App State	1	0	1	3	-1	0	1	1	2	3
North Carolina	-	-	-	-	-	-	-	-	-	-
Monmouth	-	-	-	-	-	-	-	-	-	-
Rice	-	-	-	-	-	-	-	-	-	-
at South Florida	-	-	-	-	-	-	-	-	-	-
at Army	-	-	-	-	-	-	-	-	-	-
Temple	-	-	-	-	-	-	-	-	-	-
North Texas	-	-	-	-	-	-	-	-	-	-
at East Carolina	-	-	-	-	-	-	-	-	-	-
UTSA	-	-	-	-	-	-	-	-	-	-
at Georgia	-	-	-	-	-	-	-	-	-	-
at Tulane	-	-	-	-	-	-	-	-	-	-
TOTAL	1	0	1	3	-1	0	1	1	2	3

CHARLOTTE BIG PLAYS

Opponent	RUSHING				PASSING				SPECIAL TEAMS		DEFENSIVE PLAYS	
	15-19	20-29	30-39	40+	20-29	30-39	40-49	50+	Block	Ret. TD	INT	TD
vs. App State	1	0	0	0	0	0	1	0	0	0	0	0
North Carolina	-	-	-	-	-	-	-	-	-	-	-	-
Monmouth	-	-	-	-	-	-	-	-	-	-	-	-
Rice	-	-	-	-	-	-	-	-	-	-	-	-
at South Florida	-	-	-	-	-	-	-	-	-	-	-	-
at Army	-	-	-	-	-	-	-	-	-	-	-	-
Temple	-	-	-	-	-	-	-	-	-	-	-	-
North Texas	-	-	-	-	-	-	-	-	-	-	-	-
at East Carolina	-	-	-	-	-	-	-	-	-	-	-	-
UTSA	-	-	-	-	-	-	-	-	-	-	-	-
at Georgia	-	-	-	-	-	-	-	-	-	-	-	-
at Tulane	-	-	-	-	-	-	-	-	-	-	-	-
TOTAL	1	0	0	0	0	0	1	0	0	0	0	0

OPPONENT BIG PLAYS

Opponent	RUSHING				PASSING				SPECIAL TEAMS		DEFENSIVE PLAYS	
	15-19	20-29	30-39	40+	20-29	30-39	40-49	50+	Block	Ret. TD	INT	TD
vs. App State	1	0	0	0	3	0	0	1	0	0	1	0
North Carolina	-	-	-	-	-	-	-	-	-	-	-	-
Monmouth	-	-	-	-	-	-	-	-	-	-	-	-
Rice	-	-	-	-	-	-	-	-	-	-	-	-
at South Florida	-	-	-	-	-	-	-	-	-	-	-	-
at Army	-	-	-	-	-	-	-	-	-	-	-	-
Temple	-	-	-	-	-	-	-	-	-	-	-	-
North Texas	-	-	-	-	-	-	-	-	-	-	-	-
at East Carolina	-	-	-	-	-	-	-	-	-	-	-	-
UTSA	-	-	-	-	-	-	-	-	-	-	-	-
at Georgia	-	-	-	-	-	-	-	-	-	-	-	-
at Tulane	-	-	-	-	-	-	-	-	-	-	-	-
TOTAL	1	0	0	0	3	0	0	1	0	0	1	0

SCORING DRIVES

Opponent	ALL SCORES				TOUCHDOWNS			
	No.	Plays	Yards	Time	TD Drives	Plays	Yards	Time
vs. App State	2	12.0	56.0	6:12	1	11.0	57.0	5:55
North Carolina	-	-	-	-	-	-	-	-
Monmouth	-	-	-	-	-	-	-	-
Rice	-	-	-	-	-	-	-	-
at South Florida	-	-	-	-	-	-	-	-
at Army	-	-	-	-	-	-	-	-
Temple	-	-	-	-	-	-	-	-
North Texas	-	-	-	-	-	-	-	-
at East Carolina	-	-	-	-	-	-	-	-
UTSA	-	-	-	-	-	-	-	-
at Georgia	-	-	-	-	-	-	-	-
at Tulane	-	-	-	-	-	-	-	-
AVERAGE	-	-	-	-	-	-	-	-

SCORING DRIVES

AUG. 29 vs. APP STATE	QTR.	TIME	PLAYS	YDS.	ELAPSED
Boyd 42-yard kick	1	1:21	13	55	6:28
Harrell to Mason, 16-yard pass	4	10:25	11	57	5:55
SEPT. 6 vs. NORTH CAROLINA	QTR.	TIME	PLAYS	YDS.	ELAPSED
SEPT. 13 vs. MONMOUTH	QTR.	TIME	PLAYS	YDS.	ELAPSED
SEPT. 18 vs. RICE	QTR.	TIME	PLAYS	YDS.	ELAPSED
OCT. 3 AT SOUTH FLORIDA	QTR.	TIME	PLAYS	YDS.	ELAPSED
OCT. 11 AT ARMY	QTR.	TIME	PLAYS	YDS.	ELAPSED
OCT. 18 vs. TEMPLE	QTR.	TIME	PLAYS	YDS.	ELAPSED
OCT. 24 vs. NORTH TEXAS	QTR.	TIME	PLAYS	YDS.	ELAPSED
NOV. 8 AT EAST CAROLINA	QTR.	TIME	PLAYS	YDS.	ELAPSED

NOV. 15 vs. UTSA	QTR.	TIME	PLAYS	YDS.	ELAPSED
NOV. 22 AT GEORGIA	QTR.	TIME	PLAYS	YDS.	ELAPSED
NOV. 29 AT TULANE	QTR.	TIME	PLAYS	YDS.	ELAPSED

Special Teams, Defensive, and Overtime Scores Excluded

DRIVE SUPERLATIVES

Longest TD Drive (Yards)	Harrell to Mason, 16-yard pass (57 yards) vs. App State
Shortest TD Drive (Yards)	Harrell to Mason, 16-yard pass (57 yards) vs. App State
Longest TD Drive (Time)	Harrell to Mason, 16-yard pass (5:55) vs. App State
Shortest TD Drive (Time)	Harrell to Mason, 16-yard pass (5:55) vs. App State
Most Plays on TD Drive	Harrell to Mason, 16-yard pass (11 plays) vs. App State
Fewest Plays on TD Drive	Harrell to Mason, 16-yard pass (11 plays) vs. App State

OPENING DRIVES

GAME-OPENING DRIVES								
	CHARLOTTE				OPPONENT			
	Plays	Yds.	TOP	Result	Plays	Yds.	TOP	Result
vs. App State	3	-2	1:28	Punt	4	6	1:34	Punt
North Carolina	-	-	-	-	-	-	-	-
Monmouth	-	-	-	-	-	-	-	-
Rice	-	-	-	-	-	-	-	-
at South Florida	-	-	-	-	-	-	-	-
at Army	-	-	-	-	-	-	-	-
Temple	-	-	-	-	-	-	-	-
North Texas	-	-	-	-	-	-	-	-
at East Carolina	-	-	-	-	-	-	-	-
UTSA	-	-	-	-	-	-	-	-
at Georgia	-	-	-	-	-	-	-	-
at Tulane	-	-	-	-	-	-	-	-

SECOND HALF-OPENING DRIVES								
	CHARLOTTE				OPPONENT			
	Plays	Yds.	TOP	Result	Plays	Yds.	TOP	Result
vs. App State	3	3	1:39	Punt	10	58	4:38	FG
North Carolina	-	-	-	-	-	-	-	-
Monmouth	-	-	-	-	-	-	-	-
Rice	-	-	-	-	-	-	-	-
at South Florida	-	-	-	-	-	-	-	-
at Army	-	-	-	-	-	-	-	-
Temple	-	-	-	-	-	-	-	-
North Texas	-	-	-	-	-	-	-	-
at East Carolina	-	-	-	-	-	-	-	-
UTSA	-	-	-	-	-	-	-	-
at Georgia	-	-	-	-	-	-	-	-
at Tulane	-	-	-	-	-	-	-	-



A CHARLOTTE TEAM

Scored 60+ points:	61 at Morehead State, Nov. 23, 2013
Scored 50-59 points:	55 vs. East Carolina, Oct. 5, 2024
Scored 40-49 points:	42 at Georgia State, Sept. 17, 2022
Won as a ranked team:	N/A
Defeated a ranked opponent:	N/A
Shut out an opponent:	56-0 vs. Johnson C. Smith, Sept. 6, 2014
Did not allow a touchdown:	24-3 vs. South Carolina State, Sept. 2, 2023
Was shut out:	0-14 vs. Navy, Oct. 14, 2023
600+ yards of total offense:	679 at The Citadel, Oct. 11, 2014
500-599 yards total offense:	517 vs. East Carolina, Oct. 5, 2024
90+ plays:	95 vs. Middle Tennessee, Nov. 19, 2016
80-89 total plays:	83 vs. Florida Atlantic, Oct. 27, 2023
30+ first downs:	30 vs. Middle Tennessee, Sept. 24, 2021
400+ yards rushing:	439 at Morehead State, Nov. 23, 2013
300-399 yards rushing:	311 vs. East Carolina, Oct. 5, 2024
60+ rushing attempts:	70 at Old Dominion, Oct. 17, 2015
50-59 rushing attempts:	52 vs. East Carolina, Oct. 5, 2024
5+ rushing touchdowns:	6 vs. East Carolina, Oct. 5, 2024
4 rushing touchdowns:	4 vs. Gardner-Webb, Sept. 11, 2021
400+ yards passing:	401 at Georgia State, Sept. 17, 2022
300-399 yards passing:	396 vs. at Florida Atlantic, Nov. 23, 2024
50+ pass attempts:	52 vs. Maryland, Sept. 10, 2022
35+ pass completions:	38 vs. North Carolina Central, Sept. 14, 2013
6+ touchdown passes:	N/A
5 touchdown passes:	5 at Rice, Oct. 29, 2022
6+ turnovers:	7 (1 Fum., 6 INT) vs. Florida Atlantic, Sept. 26, 2015
4+ fumbles lost:	N/A
4+ interceptions thrown:	4 at #25 Navy, Oct. 19, 2024
100-yard rusher and 100-yard receiver:	Memphis, Nov. 11, 2023 (Colin Weber - 117 rec.; Hahsaun Wilson - 198 rush)
Two 100-yard rushers:	Marshall, Nov. 23, 2019 (Chris Reynolds - 145; Benny LeMay - 100)
Three 100-yard rushers:	N/A
Two 100-yard receivers:	at Louisiana Tech, Nov. 13, 2021 (Keith Pearson Jr. - 150; Grant DuBose - 108)
Three 100-yard receivers:	N/A
Scored on the 1st offensive play:	WKU, Oct. 13, 2018 (LeMay rush, 35 yds.)
Returned a kickoff for TD:	at App State, Sept. 12, 2020 (McAllister - 97 yds.)
Returned the opening KO for TD:	N/A
Returned a punt for TD:	Georgia State, Sept. 16, 2023 (Rutledge - 46 yds.)
Had Two Special Teams Touchdowns	N/A
Returned an INT for TD:	vs. East Carolina, Oct. 5, 2024 (Handy - 53 yds.)
Returned a fumble for a TD:	at Florida Atlantic, Nov. 23, 2024 (Evans - 22 yds.)
Returned a blocked punt for TD:	vs. Gardner-Webb, Aug. 29, 2019 (Turner block; S. Rogers 16 yd. return)
Returned a blocked FG for TD:	N/A
Returned a blocked XP for a score:	N/A
Had 2 defensive touchdowns:	N/A
Blocked a punt:	at Tulsa, Nov. 4, 2023 (Williford)
Blocked a field goal:	Louisiana Tech, Nov. 19, 2022 (Jackson)
Blocked 2 field goals:	N/A
Blocked a PAT:	FIU, Oct. 22, 2022 (Howard)
Missed a PAT:	Florida Atlantic, Oct. 21, 2021 (Cruz)
Had a punt blocked:	at #25 Florida, Sept. 23, 2023
Had a field goal blocked:	at Middle Tennessee, Nov. 12, 2022
Had a PAT Blocked:	FIU, Oct. 15, 2016
Held an opp. to less than 10 first downs:	8 vs. S. C. State, Sept. 2, 2023
Intercepted 5+ passes:	N/A
Intercepted 4 passes:	N/A
Intercepted 3 passes:	Gardner-Webb, Sept. 14, 2024
Held an opponent to less than 200 yards:	127 at East Carolina, Oct. 21, 2023
Forced a safety:	at Tulsa, Nov. 4, 2023 (Williford blocked punt)
Scored a two-point conversion in regulation:	vs. App State, Aug. 29, 2025 (Olson to G. McGee)

A CHARLOTTE PLAYER...

Had 400 yds. total offense:	Reynolds (489) at Louisiana Tech, Nov. 13, 2021
Scored 4+ TDs:	Benny LeMay (4) vs. FIU, Nov. 17, 2018
Scored 3 TDs:	O'Mega Blake vs. Florida Atlantic, Nov. 23, 2024
Rushed 30+ times:	Benny LeMay (30) vs. FIU, Nov. 17, 2018
Rushed for 200+ yds.:	Kalif Phillips (204) at Old Dominion (Oct. 17, 2015)
Rushed for 100-199 yds.:	Hahsaun Wilson (164) vs. ECU, Oct. 5, 2024
Rushed for 100+ yards in consecutive games:	Benny LeMay, 2019 (100 vs. Marshall, Nov. 23; 105 at Old Dominion, Nov. 30)
Rushed for 3+ TDs:	Hahsaun Wilson (3) vs. East Carolina, Oct. 5, 2024
Passed for 400+ yards:	Chris Reynolds (401) at Georgia State, Sept. 17, 2022
Attempted 40+ passes:	Chris Reynolds (49) at Middle Tennessee, Nov. 12, 2022
Threw 6 TD passes:	N/A
Threw 5 TD passes:	Chris Reynolds at Rice, Oct. 29, 2022
Had 200+ yds. receiving:	O'Mega Blake (205) at Florida Atlantic, Nov. 23, 2024
Had 100-199 yds. receiving:	Sean Brown (100) vs. UAB, Nov. 30, 2024
Caught 10+ passes:	Victor Tucker (10) vs. Maryland , Sept. 10, 2022
Caught 3+ TD passes:	O'Mega Blake (3) at Florida Atlantic, Nov. 23, 2024
Caught 2 TD passes:	O'Mega Blake at Rice, Sept. 28, 2024
Scored 15+ points kicking:	Stephen Rusnak (15) at FAU, Nov. 23, 2024
Made 5 field goals:	N/A
Kicked a 50+ yard FG:	Stephen Rusnak (50) at FAU, Nov. 13, 2024
Had a 60-69 yard punt:	Michael O'Shaughnessy (62) vs. James Madison, Aug. 31, 2024
Had a 70+ yard punt:	Michael O'Shaughnessy (77) vs. UAB, Nov. 30, 2024
Tallied 15+ tackles	Ben DeLuca (16) at App State, Sept. 12, 2020
Intercepted 3 passes:	N/A
Intercepted 2 passes:	Al-Ma'hi Ali vs. Gardner-Webb, Sept. 14, 2024
Tallied 3+ sacks:	Alex Highsmith (4.5) at Old Dominion, Nov. 30, 2019
Tallied 4+ tackles for loss:	A. Highsmith (5.0) at Old Dominion, Nov. 30, 2019
Had a 60-69 yard rush:	Hahsaun Wilson (65) vs. East Carolina, Oct. 5, 2024
Had a 70-79 yard rush:	Brooks Barden (77) at WKU, Oct. 14, 2017
Had an 80-89 yard rush:	Aaron McAllister (89) at WKU, Oct. 14, 2017
Had a 90+ yard rush:	N/A
Had a 70-79 yard catch:	O'Mega Blake (75) at FAU, Nov. 23, 2024
Had an 80-89 yard catch:	Austin Duke (83) at The Citadel, Oct. 11, 2014
Had a 90+ yard catch:	Austin Duke (98) vs. James Madison, Oct. 25, 2014

Bold and Italics indicates a school record

WALK-OFF WINS AND LOSSES

There have been four "walk-off" games in program history since Charlotte's football team came back in 2013 - games where the score changed on the final play of the game.

Date	Opponent	Score	Final Play
Nov. 11, 2023	Memphis	L, 38-44 (OT)	Blake Watson, 2-yd rush
Oct. 21, 2017	UAB	W, 25-24 (OT)	Montgomery to Klugh 2 PT
Nov. 14, 2015	UTSA	L, 27-30 (OT)	Daniel Portillo, 22-yd FG
Sept. 27, 2014	Charleston So.	L, 41-47 (OT)	Christian Reyes, 1-yd rush

CHARLOTTE'S OPPONENT...

Failed to score a TD:	South Carolina State (21-3), Sept. 2, 2023
Was shutout:	Johnson C. Smith (56-0), Sept. 6, 2014
Had 30+ first downs:	<b>App State (32), Aug. 29, 2025</b>
400+ yards rushing	South Florida (425), Nov. 16, 2015
300-399 yards rushing:	William & Mary (303), Sept. 2, 2022
60+ rushing attempts:	Florida Atlantic (63), Nov. 25, 2017
50-59 rushing attempts:	Florida Atlantic (50), Nov. 23, 2024
400+ yards passing:	<b>App State (404), Aug. 29, 2025</b>
300-399 yards passing:	UAB (309), Nov. 30, 2024
Under 100 yards passing:	East Carolina (88), Oct. 21, 2023
50+ pass attempts:	<b>App State (50), Aug. 29, 2025</b>
30+ pass completions:	<b>App State (33), Aug. 29, 2025</b>
5+ touchdown passes:	South Florida (5), Nov. 25, 2023
4 touchdown passes:	Georgia State, Sept. 17, 2022
600+ yards total offense:	Georgia State (602), Sept. 17, 2022
500-599 yards total offense:	<b>App State (586), Aug. 29, 2025</b>
80+ total plays:	<b>App State (88), Aug. 29, 2025</b>
60+ points:	Southern Miss (66), Nov. 18, 2023
50-59 points:	South Florida (551), Nov. 16, 2024
40-49 points:	South Florida (48), Nov. 25, 2023
No turnovers:	Tulane, Oct. 31, 2024
5+ Turnovers:	Florida Atlantic (5), Sept. 26, 2015
100-yd.+ rusher and 100-yd.+ receiver:	<b>App State (586), Aug. 29, 2025</b>
Two 100-yard+ rushers:	UAB, Oct. 15 2022
Returned a...	
kickoff for TD:	East Carolina, Oct. 5, 2024 (Wright, Jr. - 94 yds)
punt for TD:	UMass, Sept. 14, 2019 (Rodgers - 42 yds)
INT for a TD:	South Florida, Nov. 16, 2024 (Austin - 14 yds)
fumble for a TD:	South Florida, Nov. 16, 2024 (Harris - 25 yds)
blocked punt for a TD:	Middle Tennessee, Nov. 12, 2022 (Ferguson - 1 yd)
Blocked a punt:	#25 Florida, Sept. 23, 2023
Missed a PAT:	FIU, Oct. 22, 2022
Intercepted 3+ passes:	#25 Navy (4), Oct. 19, 2024
Scored a safety:	Memphis, Oct. 26, 2024
Scored a 2-point conversion in regulation:	Rice, Nov. 18, 2023

AN OPPOSING PLAYER...

Rushed 30+ times:	Mario Anderson Jr. (32), Memphis, Oct. 26, 2024
Rushed for 200+ yds.:	Rasheen Ali (203), Marshall, Nov. 20, 2021
Rushed for 100+ yds.:	<b>Rashod Dubinion (111), App State, Aug. 29, 2025</b>
Rushed for 3+ TDs:	Marquis Crosby (3), Louisiana Tech, Nov. 19, 2022
Passed for 400+ yds.:	Darren Grainger (466), Georgia State, Sept. 16, 2023
Attempted 40+ passes:	<b>AJ Swann (46), App State, Aug. 29, 2025</b>
Threw 5+ TDs:	Chase Cunningham (5), Middle Tennessee, Sept. 24, 2021
Threw 4 TDs:	Byrum Brown, South Florida, Nov. 25, 2023
Threw 3 TDs:	<b>AJ Swann, App State, Aug. 29, 2025</b>
Had 400+ yards total offense:	Darren Grainger (489), GSU, Sept. 16, 2023
Had 200+ yards rec.:	Robert Lewis (220), Georgia State, Sept. 16, 2023
Had 100-199 yards rec.:	<b>Jaden Barnes (134), App State, Aug. 29, 2025</b>
Caught 10+ passes:	LaJohntay Wester (10), Florida Atlantic, Oct. 27, 2023
Caught 3+ TD passes:	Ali Jennings (3), Old Dominion, Nov. 27, 2021
Caught 2 TD passes:	LaJohntay Wester, Florid Atlantic, Oct. 27, 2023
Kicked a 50-yard+ field goal:	Trey Smack (54), #25 Florida, Sept. 23, 2023
Had a 70-yard+ punt:	N/A
Intercepted 2 passes in a game:	Dashaun Peele, #25 Navy, Oct. 19, 2024
Had a 70-79-yard run:	Jordan Waters (70), Duke, Oct. 31, 2020
Had an 80-yard+ run:	Jaylan Knighton (95), SMU, Sept. 30, 2023
Had a 70-79-yard pass:	Alonza Barnett III (73), JMU, Aug. 31, 2024
Had an 80-89-yard pass:	N/A
Had a 90-yard+ pass:	Darren Grainger (466), Georgia State, Sept. 16, 2023

OFFENSE

TOTAL YARDS		
1.	at The Citadel, 2014	684
2.	at North Texas, 2020	599
3.	North Texas, 2019	589
4.	Gardner-Webb, 2013	586
5.	at Morehead State, 2013	580
6.	Charleston Southern, 2014	573
7.	James Madison, 2014	566
8.	Middle Tennessee, 2021	559
9.	at Louisiana Tech, 2021	548
10.	Johnson C. Smith, 2014	546
Lowest:		Rice, 11/18/23 158

Game, Per Play		
1.	at North Texas, 10/10/20	9.5
2.	Charleston Southern, 2014	9.0
3.	at Morehead State, 2013	8.8
4.	Johnson C. Smith, 2014	8.3
5.	Morehead State, 2014	8.2
Lowest:		Florida Atlantic, 2015 2.4

TOTAL PLAYS		
1.	Old Dominion, 2015	106
	North Carolina Central, 2013	106
3.	Middle Tennessee, 2016	95
4.	Gardner-Webb, 2013	89
5.	at The Citadel, 2014	88
Lowest:		at Appalachian State, 2020 41

POINTS SCORED		
Game		
1.	at Morehead State (W, 61-17), 2013	61
2.	at Rice (W, 56-23), 2022	56
	at The Citadel (L, 56-63 2ot), 2014	56
	Johnson C. Smith (W, 56-0), 2014	56
5.	East Carolina (W, 55-21), 2024	55
6.	Gardner-Webb (W, 53-51), 2013	53
7.	Massachusetts (W, 52-17), 2019	52
	Morehead State (W, 52-14), 2014	52
	Campbell (W, 52-7), 2013	52
10.	at North Texas (W, 49-21), 2020	49
	Gardner Webb (W, 49-28), 2019	49

Half		
1.	at Morehead State, 2013	41 (1st)
2.	Johnson C. Smith, 2013	36 (1st)
3.	Campbell, 2013	35 (1st)
	Gardner-Webb, 2019	35 (1st)
5.	at NC Central, 2013	33 (1st)
6.	North Texas, 2019	32 (2nd)
7.	Morehead State, 2014	31 (1st)
	East Carolina, 2024	31 (1st)
	UMass, 2019	31 (1st)
	Western Kentucky, 2018	31 (2nd)

Quarter		
1.	at Gardner-Webb, 2013	29 (4th)
2.	Morehead State, 2013	28 (2nd)
	Gardner-Webb, 2019	28 (2nd)
4.	Morehead State, 2014	24 (1st)
5.	Johnson C. Smith, 2014	23 (1st)
6.	Campbell, 2013	22 (1st)
7.	11 Times (Last: at Memphis, 2024)	21

TOUCHDOWNS SCORED		
1.	at Rice, 2022	8
	at Morehead State, 2013	8
3.	East Carolina, 2024	7
	at North Texas, 2020	7
	UMass, 2019	7
	Gardner-Webb, 2019	7
	Elon, 2016	7
	Morehead State, 2014	7
	at The Citadel, 2014	7
	Gardner-Webb, 2013	7

FIRST DOWNS		
1.	at The Citadel, 2014	36
2.	at Old Dominion, 2015	31
	Gardner-Webb, 2013	31
	North Carolina Central, 2013	31
5.	Middle Tennessee, 9/24/21	30
	at Coastal Carolina, 2013	30
Fewest:		at Old Dominion, 2017 8

RUSHING YARDS		
1.	at Morehead State, 2013	439
2.	at FIU, 2017	349
3.	UMass, 2019	338
4.	at The Citadel, 2014	326
5.	Gardner-Webb, 2019	322
6.	at Florida Atlantic, 2018	321
7.	East Carolina, 2024	311
8.	at Old Dominion, 2015	309
9.	Gardner-Webb, 2021	306
10.	at Southern Miss, 2016	303
Lowest:		at UTSA, 2016 8

Game, Per Attempt		
1.	at Morehead State, 2013	10.4
2.	Morehead State, 2014	8.8
3.	UMass, 2019	8.5
Lowest:		at UTSA, 2016 0.4

RUSHING ATTEMPTS		
1.	at Old Dominion, 2015	70
2.	FIU, 2018	57
3.	Middle Tennessee, 2019	55
4.	at Georgia State, 2015	54
	UTSA, 2015	54
6.	East Carolina, 2024	52
	at Coastal Carolina, 2013	52
7.	at Duke, 2020	51
	Marshall, 2019	51
Lowest:		at UTSA, 2016 19

RUSHING TOUCHDOWNS		
1.	East Carolina, 2024	6
	at Morehead State, 2013	6
3.	Memphis, 2023	5
	Morehead State, 2014	5
5.	Gardner-Webb, 2021	4
	at North Texas, 2020	4
	Gardner Webb, 2019	4
	at Florida Atlantic, 2018	4
	WKU, 2018	4
	at Old Dominion, 2015	4
	at Campbell, 2014	4
	Johnson C. Smith, 2014	4

PASSING YARDS		
1.	at Louisiana Tech, 2021	448
2.	at Georgia State, 2022	401
3.	at Florida Atlantic, 2024	396
4.	Johnson C. Smith, 2014	381
5.	James Madison, 2014	361
6.	at The Citadel, 2014	358
7.	at UTEP, 2019	354
8.	UTEP, 2022	347
9.	North Carolina Central, 2013	342
	Gardner-Webb, 2013	342
Lowest:		at Clemson, 2019 63

PASSES ATTEMPTED		
1.	North Carolina Central, 2013	56
2.	Maryland, 2022	52
3.	Middle Tennessee, 2016	50
4.	at Middle Tennessee, 2022	49
5.	at Old Dominion, 2021	46
	Gardner-Webb, 2013	46
Fewest:		at FIU, 2019; at Old Dominion, 2019 13

PASSES COMPLETED		
1.	North Carolina Central, 2013	38
2.	at Georgia State, 2022	31
3.	Maryland, 2022	28
	at Middle Tennessee, 2022	28
	James Madison, 2014	28
Fewest:		at FIU, 2019; Tulane, 2024 7

COMPLETION PERCENTAGE		
(Min. 15 atts.)		
1.	at Rice, 2022	.850 (17-20)
2.	at Florida Atlantic, 2016	.824 (14-17)
3.	UMass, 2019	.813 (13-16)
4.	at FIU, 2021	.786 (22-28)
5.	Chowan, 2013	.774 (24-31)
Lowest:		Tulane, 2024 .318 (7-22)

INTERCEPTIONS THROWN		
1.	FAU, 2015	6
2.	North Carolina Central, 2013	5
3.	at Navy, 2024	4
	Memphis, 2023	4
	at Middle Tennessee, 2015	4

TOUCHDOWN PASSES		
1.	vs. Georgia State, 2022	5
	Rice, 2022	5
	Chowan, 2013	5
	Gardner-Webb, 2013	5
5.	Middle Tennessee, 2021	4
	at FIU, 2021	4
	Marshall, 2021	4
	at Appalachian State, 2019	4
	Elon, 2016	4
	at The Citadel, 2014	4

DEFENSE

TOTAL DEFENSE		
Fewest Yards		
1.	Presbyterian, 2015	122
2.	at East Carolina, 2023	127
3.	at Middle Tennessee, 2018	144
4.	South Carolina State, 2023	168
5.	Florida Atlantic, 2015	185
6.	at Tennessee, 2018	192
7.	Johnson C. Smith, 2014	197
8.	Chowan, 2013	199
9.	Gardner-Webb, 2021	214
10.	Gardner-Webb, 2019	219
SCORING DEFENSE		
Fewest Points Allowed		
1.	Johnson C. Smith, 2014	0
2.	South Carolina State, 2023	3
3.	at Old Dominion, 2017	6
4.	at East Carolina, 2023	7
	Campbell, 2013	7
	Chowan, 2013	7
RUSHING DEFENSE		
Fewest Yards		
1.	Fordham, 2018	-9
2.	Chowan, 2013	-5
3.	at Tennessee, 2018	20
4.	Johnson C. Smith, 2014	23
5.	Middle Tennessee, 2019	33
PASSING DEFENSE		
Fewest Yards		
1.	Presbyterian, 2015	9
2.	Gardner-Webb, 2021	50
3.	South Carolina State, 2023	59
4.	Gardner-Webb, 2019	60
5.	vs. Buffalo, 2019	77
INTERCEPTIONS		
1.	Southern Miss, 2018	3
	at Southern Miss, 2016	3
	UTSA, 2015	3
	Morehead State, 2014	3
	Chowan, 2013	3
6.	25 times (Last vs. East Carolina, 2024)	2
SACKS		
1.	Old Dominion, 2019	7
2.	at FIU, 2021	5
	Massachusetts, 2019	5
	Gardner Webb, 2019	5
	UTSA, 2015	5
6.	at Middle Tennessee, 2022	4
	Florida Atlantic, 2019	4
	Fordham, 2018	4
	at North Carolina Central, 2014	4
	Chowan, 2013	4
	at Morehead State, 2013	4
TACKLES FOR LOSS		
1.	Chowan, 2013	16
2.	at Old Dominion, 2019	14
	Presbyterian, 2015	14
4.	UTSA, 2015	13
5.	Morehead State, 2014	12
	Johnson C. Smith, 2014	12

SPECIAL TEAMS

PUNTS		
1.	at Louisville, 2016	11
2.	vs. Navy, 2023	9
	at Marshall, 2018	9
	at WKU, 2017	9
	at UTSA, 2016	9
	Southern Miss, 2015	9
PUNTING YARDS		
1.	at Louisville, 2016	424
2.	Navy, 2023	396
4.	at WKU, 2017	380
3.	Florida Atlantic, 2015	379
5.	at Eastern Michigan, 2017	378
Lowest:	vs. Buffalo, 2019	39
PUNT RETURN YARDS		
1.	Georgia State, 2023	80
2.	Johnson C. Smith, 2014	65
3.	Middle Tennessee, 2019	45
Lowest:	at Appalachian State, 2019	-14
	Coastal Carolina, 2014	-14
PUNTS RETURNED		
1.	at Campbell, 2014	8
2.	vs. Johnson C. Smith, 2014	7
KICKOFFS RETURNED		
1.	at Louisville, 2016	10
	Coastal Carolina, 2014	10
3.	Old Dominion, 2016	9
	at Kentucky, 2015	9
KICKOFF RETURN YARDS		
1.	Coastal Carolina, 2014	236
2.	at Middle Tennessee, 2015	208
3.	at Louisville, 2011	189
FIELD GOALS		
1.	Johnson C. Smith, 2014	5
2.	at Florida Atlantic, 2024	4
3.	UAB, 2024	3
	Florida Atlantic, 2023	3
	at Tulsa, 2023	3
	Appalachian State, 2018	3
	at Georgia State, 2015	3
	Campbell, 2013	3

PASSING

PASS ATTEMPTS

1.	Matt Johnson vs. NC Central, 2013	52
2.	Chris Reynolds at Middle Tennessee, 2022	49
	Hasaan Klugh vs. Middle Tennessee, 2016	49
4.	Matt Johnson vs. Gardner-Webb, 2013	46
5.	Max Brown vs. James Madison, 2024	45
6.	Chris Reynolds at Georgia State, 2022	43
	Matt Johnson at The Citadel, 2014	43
8.	Chris Reynolds at Louisiana Tech, 2021	42
9.	Kevin Olsen at Temple, 2016	42
10.	Chris Reynolds at Old Dominion, 2021	40
	Evan Shirreffs at Middle Tennessee, 2018	40
	Matt Johnson at Elon, 2014	40
	Matt Johnson vs. UNC Pembroke, 2013	40

PASS COMPLETIONS

1.	Matt Johnson vs. NC Central, 2013	35
2.	Chris Reynolds at Georgia State, 2022	31
3.	Chris Reynolds at Louisiana Tech, 2022	28
4.	Matt Johnson vs. Gardner-Webb, 2013	27
5.	Chris Reynolds vs. Middle Tennessee, 2021	25
	Chris Reynolds at Louisiana Tech, 2021	25
	Matt Johnson vs. UNC Pembroke, 2013	25

PASSING YARDS

1.	Chris Reynolds at Louisiana Tech, 2021	448
2.	Chris Reynolds at Georgia State, 2022	401
3.	Deshawn Purdie at Florida Atlantic, 2024	396
4.	Matt Johnson at The Citadel, 2014	358
5.	Chris Reynolds at UTEP, 2019	354
6.	Chris Reynolds vs. UTEP, 2022	347
7.	Matt Johnson vs. Gardner-Webb, 2013	342
8.	Chris Reynolds vs. Middle Tennessee, 2021	339
9.	Chris Reynolds vs. North Texas, 2019	336
10.	Matt Johnson vs. NC Central, 2013	335

COMPLETION PERCENTAGE

(Min. 15 atts.)		
1.	Chris Reynolds at Rice, 2022	0.842 (16-19)
2.	Hasaan Klugh at Florida Atlantic, 2016	0.824 (14-17)
3.	Kevin Olsen vs. Elon, 2016	0.782 (19-25)
4.	Chris Reynolds at FIU, 2021	0.777 (21-27)
5.	Matt Johnson vs. Chowan, 2013	0.767 (23-30)
6.	Chris Reynolds at Florida Atlantic, 2020	0.750 (24-32)
	Chris Reynolds vs. North Texas, 2019	0.750 (24-32)

TOUCHDOWN PASSES

1.	Chris Reynolds at Rice, 2022	5
	Chris Reynolds at Georgia State, 2022	5
	Matt Johnson vs. Chowan, 2013	5
	Matt Johnson vs. Gardner-Webb, 2013	5
5.	Chris Reynolds vs. UTEP, 2022	4
	Chris Reynolds vs. Middle Tennessee, 2021	4
	Chris Reynolds at FIU, 2021	4
	Chris Reynolds at Appalachian State, 2019	4
	Matt Johnson at The Citadel, 2014	4
10.	13 times (last: Deshawn Purdie at FAU, 2024)	3

LONGEST PASS

1.	Austin Duke (Matt Johnson) vs. JMU, 2014	98
2.	Austin Duke (Matt Johnson) at The Citadel, 2014	83
3.	Austin Duke (Matt Johnson) at GWU, 2014	80
4.	Austin Duke (Matt Johnson) vs. Elon, 2016	76
	Austin Duke (Hasaan Klugh) at UTSA, 2016	76
6.	O'Mega Blake (Deshawn Purdie) at FAU, 2024	75
7.	Austin Duke (Matt Johnson) vs. CSU, 2014	74
8.	Aaron McAllister (Chris Reynolds) at NT, 2020	71
	Benny LeMay (Chris Reynolds) vs. Fordham, 2018	71
	Richard Murphy (McNeill) vs. Morehead State, 2014	71
	Austin Duke (Matt Johnson) at The Citadel, 2014	71

CONSECUTIVE COMPLETIONS

1.	Kevin Olsen vs. Elon, 2016	16
2.	Chris Reynolds at FIU, 2021	11
	Hassan Klugh at Florida Atlantic, 2016	11
4.	Chris Reynolds vs. Rice, 2021	10
	Chris Reynolds at Appalachian State, 2019	10

RECEIVING

RECEPTIONS

1.	Austin Duke at The Citadel, 2014	12
	Austin Duke vs. Charleston Southern, 2014	12
3.	Victor Tucker vs. Maryland, 2022	10
	Victor Tucker vs. North Texas, 2019	10
5	14 times (Last: Grant DuBose at Georgia State, 2022)	9

RECEIVING YARDS

1.	Austin Duke at The Citadel, 2014	254
2.	Austin Duke vs. Charleston Southern, 2014	251
3.	O'Mega Blake at Florida Atlantic, 2024	205
4.	Austin Duke at Presbyterian, 2015	166
5.	Austin Duke vs. James Madison, 2014	162
6.	Elijah Spencervs. UTEP, 2022	160
7.	Cameron Dallar at UTEP, 2019	157
8.	Keith Pearson Jr. at Louisiana Tech, 2021	150
9.	Victor Tucker vs. North Texas, 2019	140
10.	Victor Tucker vs. Duke, 2021	133
11.	Victor Tucker at UMass, 2018 (Freshman Record)	130

TOUCHDOWN RECEPTIONS

1.	O'Mega Blake at Florida Atlantic, 2024	3
	Elijah Spencer at Rice, 2022	3
	Austin Duke at FIU, 2015	3
	Austin Duke at The Citadel, 2014	3
4.	18 times (Last: Grant Dubose vs. UTEP, 2022)	2

RUSHING

RUSHING ATTEMPTS

1.	Kalif Phillips vs. Wesley, 2014	36
2.	Kalif Phillips at Old Dominion, 2015	35
3.	Benny LeMay vs. North Texas, 2019	30
	Benny LeMay vs. FIU, 2018	30
5.	Kalif Phillips at Southern Miss, 2016	29
	Kalif Phillips vs. Florida Atlantic, 2015	29
7.	Jalon Jones vs. East Carolina, 2023	26
	Kalif Phillips vs. #2 Coastal Carolina, 2014	26
9.	Benny LeMay vs. Old Dominion, 2018	25
	Benny LeMay vs. Fordham, 2018	25
	Hasaan Klugh vs. UAB, 2017	25

RUSHING YARDS

1.	Kalif Phillips at Old Dominion, 2015	204
2.	Hahsaun Wilson vs. Memphis, 2023	198
3.	Kalif Phillips vs. Charleston Southern, 2014	196
4.	Kalif Phillips vs. Morehead State, 2014	187
5.	Kalif Phillips at Southern Miss, 2016	183
6.	Benny LeMay at FIU, 2017	178
7.	Benny LeMay at Florida Atlantic, 2018	173
	Kalif Phillips vs. Wesley College, 2014	173
9.	Kalif Phillips vs. James Madison, 2014	168
10.	Hahsaun Wilson vs. East Carolina, 2024	164
	Kalif Phillips at The Citadel, 2014	164

RUSHING TOUCHDOWNS

1.	Benny LeMay vs. FIU, 2018	4
2.	Hahsaun Wilson vs. East Carolina, 2024	3
	Hahsaun Wilson vs. Memphis, 2023	3
	Calvin Camp vs. Louisiana Tech, 2022	3
	Hasaan Klugh at FIU, 2017	3
	Hasaan Klugh vs. Middle Tennessee, 2016	3
	Kalif Phillips vs. Morehead State, 2014	3
	Kalif Phillips vs. Wesley College, 2014	3
	Kalif Phillips vs. Johnson C. Smith, 2014	3
	Kalif Phillips at Campbell, 2014	3
	Kalif Phillips at Morehead State, 2013	3

LONGEST RUSH

1.	Aaron McAllister at WKU, 10/14/17	89
2.	Brooks Barden at WKU, 10/14/17	77
	Kalif Phillips vs. #25 Charleston Southern, 9/27/14	77
4.	Kalif Phillips at Southern Miss, 11/5/16	72
5.	Matt Johnson at NC Central, 9/13/14	70
	Alan Barnwell at Morehead State, 11/23/13	70

TOTAL OFFENSE

POINTS SCORED

Non-Kicker

1.	Benny LeMay vs. FIU, 2018	24 (4 TD)
	Austin Duke at The Citadel, 2014	24 (4 TD)
2.	14 times; Last: O. Blake at FAU, 2024	18 (3 TD)

Kicker

1.	Stephen Rusnak at FAU, 2024	15 (4-4 FG; 3-3 PAT)
2.	Blake Brewer vs. JCSU, 2014	14 (3-3 FG; 5-5 PAT)
	Blake Brewer vs. Campbell, 2013	14 (3-3 FG; 5-5 PAT)
4.	Stephen Rusnak vs. ECU, 2024	13 (2-2 FG; 7-7 PAT)

TOUCHDOWNS SCORED

1.	Benny LeMay vs. FIU, 2018	4
	Austin Duke at The Citadel, 2014	4
2.	14 times; Last: Hahsaun Wilson vs. ECU, 2024	3

ALL-PURPOSE YARDS

1.	Austin Duke at The Citadel, 2014	319
2.	Damarrell Alexander vs. #2 Coastal Carolina, 2014	254
3.	Austin Duke vs. #25 Charleston Southern, 2014	251
4.	Benny LeMay at FIU, 2019	244
5.	Shadrick Byrd at Rice, 2022	229
6.	Kalif Phillips vs. James Madison, 2014	220
7.	Aaron McAllister at North Texas, 2020	214
8.	Keith Pearson Jr. at Louisiana Tech, 2021	213
9.	Kalif Phillips at Old Dominion, 2015	210
10.	Henry Rutledge at Tulsa, 2023	208
	Shadrick Byrd at Old Dominion, 2021	208



SPECIAL TEAMS

FIELD GOALS, MADE	
1. Stephen Rusnak at Florida Atlantic, 2024	4
2. Kyle Cunanan vs. UAB, 2024	3
Kyle Cunanan vs. Florida Atlantic, 2023	3
Kyle Cunanan at Tulsa, 2023	3
Jonathan Cruz vs. Appalachian State, 2018	3
Blake Brewer at Georgia State, 2015	3
Blake Brewer vs. Johnson C. Smith, 2014	3
Blake Brewer vs. Campbell, 2013	3

PUNTS	
1. Arthur Hart at Louisville, 2016	11
2. Grant Gonya vs. Navy, 2023	9
Arthur Hart at WKU, 2017	9
Arthur Hart vs. Southern Miss, 2015	9

PUNT YARDS	
1. Arthur Hart at Louisville, 2016	424
2. Grant Gonya vs. Navy, 2023	396
3. Arthur Hart at WKU, 2017	380
4. Arthur Hart vs. Florida Atlantic, 2015	379
5. Arthur Hart at Eastern Michigan, 2017	378

PUNT AVERAGE (GROSS)	
1. Connor Bowler at App. State, 2019	53.0 (4-212)
2. Michael O'Shaughnessy vs. GWU, 2024	50.8 (4-203)
2. Kyle Corbett vs. FIU, 2018	50.0 (3-150)
3. Kyle Corbett vs. Old Dominion, 2018	49.0 (3-147)
4. Grant Gonya vs. Georgia State, 2023	48.8 (4-195)
5. Bailey Rice vs. Middle Tennessee, 2021	48.7 (4-189)

LONGEST FIELD GOALS MADE	
1. Jonathan Cruz at WKU, 2021	56
Jonathan Cruz at Florida Atlantic, 2018	56
Blake Brewer at FIU, 2015	56
4. Stephen Rusnak vs. Gardner-Webb, 2024	54
Jonathan Cruz vs. Appalachian State, 2018	54
5. Jonathan Cruz vs. Massachusetts, 2019	53
6. Jonathan Cruz vs. WKU, 2018	51
Blake Brewer vs. Morehead State, 2014	51
8. Stephen Rusnak vs. South Florida, 2024	50
Stephen Rusnak at Florida Atlantic, 2024	50
Blake Brewer vs. Campbell, 2014	50

LONGEST PUNT	
1. Michael O'Shaughnessy vs. UAB, 2024	77
2. Kyle Corbett at Tennessee, 2018	75
3. Arthur Hart at Eastern Michigan, 2017	74
4. Michael O'Shaughnessy vs. Gardner-Webb, 2024	73
5. Connor Bowler vs. WKU, 2020	71
6. Kyle Corbett vs. Middle Tennessee, 2019	69
7. Grant Gonya at East Carolina, 2023	67
Arthur Hart at #19 Kansas State, 2017	67
9. Arthur Hart vs. Florida Atlantic, 2015	66
10. Bailey Rice at WKU, 2021	65

LONGEST PUNT RETURNS	
1. Henry Rutledge vs. Georgia State, 2023	46
2. Ardy Holmes vs. Charleston Southern, 2014	34
3. Corey Nesmith vs. Johnson C. Smith, 2014	33
4. Jairus Mack vs. Georgia State, 2023	26
5. Ardy Holmes vs. Johnson C. Smith, 2014	25
6. Corey Nesmith at Middle Tennessee, 2015	24
7. Nafees Lyon vs. Middle Tennessee, 2019	23
8. Nafees Lyon vs. Buffalo (Bahamas Bowl), 2019	22
Ardy Holmes vs. Southern Miss, 2015	22
Austin Duke at Charleston Southern, 2013	22

LONGEST KICK RETURNS	
1. Aaron McAllister at Appalachian State (TD), 2020	97
2. Mikel Hunter vs. Chowan (TD), 2013	96
3. Damarrell Alexander vs. Coastal Carolina (TD), 2014	95
4. Henry Rutledge at Navy, 2024	79
5. Aaron McAllister at Kansas State, 2017	66
6. Chris Montgomery at Southern Miss, 2017	65
7. Justin Bridges-Thompson at Morehead State, 2013	64
8. Shadrick Byrd at FIU, 2021	60
9. Shadrick Byrd at FIU, 2021	57
10. Anthony Covington at Middle Tennessee, 2015	50

DEFENSE

TOTAL TACKLES	
1. Martay Mattox vs. James Madison, 2013	18
2. Ben DeLuca vs. Marshall, 2017	17
3. Ben DeLuca at Appalachian State, 2020	16
Ben DeLuca vs. Florida Atlantic, 2017	16
5. Ben DeLuca vs. Southern Miss, 2018	15
Quinton Jordan vs. Florida Atlantic, 2017	15
Dustin Crouser vs. Wesley, 2014	15
Dustin Crouser at Elon, 2014	15
9. Prince Wallace-Bemah vs. FIU, 2022	14
Tyler Murray at Appalachian State, 2020	14
Anthony Butler at Old Dominion, 2017	14
Jeff Gemmell at Eastern Michigan, 2017	14
Ben DeLuca at Florida Atlantic, 2016	14
Nick Cook at Rice, 2015	14

SOLO TACKLES	
1. Nick Cook at Middle Tennessee, 2015	12
2. Ben DeLuca vs. Rice, 2016	11
3. Nikhai Hill-Green at SMU, 2023	10
Ed Rolle vs. Rice, 2016	10
Mark Pettit at The Citadel, 2014	10
Micah Bryan vs. UNC Pembroke, 2013	10
Caleb Clayton-Molby vs. Gardner-Webb, 2013	10
8. 14 times (Last: Nikhai Hill-Green at Tulsa, 2023)	9

TACKLES FOR LOSS	
1. Alex Highsmith at Old Dominion, 2019	5.0
2. Alex Highsmith at Florida Atlantic, 2018	4.5
Larry Ogunjobi vs. FIU, 2016	4.5
Larry Ogunjobi vs. UTSA, 2015	4.5
5. Alex Highsmith at Tennessee, 2018	4.0
Alex Highsmith at WKU, 2017	4.0
Larry Ogunjobi vs. Florida Atlantic, 2015	4.0
Larry Ogunjobi at Gardner-Webb, 2014	4.0
9. Amir Siddiq at Middle Tennessee, 2022	3.5
10. Nine times (Last: Solomon Rogers at UAB, 2022)	3.0

SACKS	
1. Alex Highsmith at Old Dominion, 2019	4.5
2. Amir Siddiq at Middle Tennessee, 2022	2.5
3. 14 times (Last: Eyobi Okie-Anoma at SMU, 2023)	2.0

PASS BREAK UPS	
1. Dontae Balfour vs. Memphis, 2023	4
Branden Dozier at Campbell, 2014	4
3. Eight times (Last: Dontae Balfour at Tulsa, 2023)	3

TOTAL TAKEAWAYS	
1. Al-Ma'hi Ali vs. Gardner-Webb, 2024	2 (2 INT; 0 FR)
Tyler Murray at Appalachian State, 2020	2 (1 INT; 1 FR)
Lance McMillan vs. UTEP, 2020	2 (1 INT; 1 FR)
Juwan Faggie vs. Southern Miss, 2018	2 (2 INT; 0 FR)
Juwan Faggie vs. WKU, 2018	2 (2 INT; 0 FR)
Terrance Winchester at USM, 2016	2 (2 INT; 0 FR)
Terrance Winchester at GSU, 2015	2 (1 INT; 1 FR)
Greg Cunningham Jr. vs. CSU, 2014	2 (1 INT; 1 FR)
Micah Bryan vs. Chowan, 2013	2 (1 INT; 1 FR)

INTERCEPTIONS	
1. Al-Ma'hi Ali vs. Gardner-Webb, 2024	2
Juwan Faggie vs. Southern Miss, 2018	2
Juwan Faggie vs. WKU, 2018	2
Terrance Winchester at Southern Miss, 2016	2

LONGEST INTERCEPTION RETURN	
1. Juwan Faggie vs. Southern Miss, 2018	79
2. Caleb Clayton-Molby at Morehead State, 2013	70
3. Stone Handy vs. East Carolina, 2024	53
3. Henry Segura vs. Massachusetts, 2019	49
4. Anthony Covington vs. Rice, 2016	48
Prince Mayela vs. Johnson C. Smith, 2014	48
6. Tyler Murray vs. UTEP, 2020	47
Juwan Faggie vs. Old Dominion, 2018	47
8. Jon Alexander at FIU, 2021	41
Terrance Winchester vs. Rice, 2016	41

TAKEAWAY TOUCHDOWNS

Interception Returns (by date)	
Stone Handy vs. East Carolina, 2024	53 yards
Demetrius Knight at Maryland, 2023	16 yards
Jon Alexander at FIU, 10/8/21	41 yards
Luke Martin at Old Dominion, 2021	8 yards
Henry Segura vs. Massachusetts, 2019	49 yards
Juwan Faggie vs. Southern Miss, 2018	79 yards
Juwan Faggie vs. Fordham, 2018	26 yards
Terrance Winchester vs. Rice, 2016	41 yards
Tank Norman vs. Florida Atlantic, 2015	28 yards
Branden Dozier at Gardner-Webb, 2014	39 yards
Prince Mayela vs. Johnson C. Smith, 2014	48 yards
Caleb Clayton-Molby at Morehead State, 2013	70 yards
Mark Hogan vs. Campbell, 2013	32 yards

Fumble Returns (by date)	
Katron Evans at Florida Atlantic, 2024	22 yards
Markees Watts at Georgia State, 2022	52 yards
Anthony Covington at Louisville, 2016	0 yards
Ben DeLuca vs. Elon, 2016	59 yards
Juwan Faggie at UTSA, 2016	3 yards
Terrance Winchester at Georgia State, 2015	43 yards
Branden Dozier at North Carolina Central, 2014	52 yards

GAME 1



SCORE	1	2	3	4	OT	FINAL
App State	0	17	10	7	-	34
Charlotte	3	0	0	8	-	11

**CHARLOTTE** -- An early field goal after a remarkable defensive hustle play by Ja'Quirious Conley saw the Niners lead 3-0 in the heart of the Queen City but untimely penalties stalled the offense in a 34-11 loss to App State in the season opener.

Charlotte committed a penalty either before the first play or on the second play of all three of its first-quarter drives, getting behind the sticks and stalling out the offense. The Niners' first points of the game came on a long drive after Conner tracked down a Mountaineer about to score and forced a fumble as the receiver was about to cross the goal line.

App State recovered after falling behind early and won the middle portion of the game, outscoring Charlotte 27-0 in the second and third quarters combined, scoring 13 points alone in the final five minutes of the first half and opening five minutes after the break.

Charlotte scored its lone touchdown of the game on a one-yard pass from Conner Harrell to E. Jai Mason and picked up the two-point conversion on a trick-play pass from receiver Justin Olson to tight end Gus McGee.

GAME BREAKDOWN

	APP	CLT
<b>FIRST DOWNS</b>	<b>32</b>	<b>15</b>
Rushing	10	4
Passing	21	7
Penalty	1	4
<b>NET YARDS RUSHING</b>	<b>182</b>	<b>76</b>
Rushing Attempts	38	29
Average Per Rush	4.8	2.6
Rushing Touchdowns	1	0
Yards Gained Rushing	187	94
Yards Lost Rushing	5	18
<b>NET YARDS PASSING</b>	<b>404</b>	<b>142</b>
Completions-Attempts-Int	33-50-0	13-25-1
Average Per Attempt	8.1	5.7
Average Per Completion	12.2	10.9
Passing Touchdowns	3	1
<b>TOTAL OFFENSE YARDS</b>	<b>586</b>	<b>218</b>
Total offense plays	88	54
Average Gain Per Play	6.7	4.0
Fumbles: Number-Lost	1-1	1-1
Penalties: Number-Yards	9-98	7-54
<b>PUNTS-YARDS</b>	<b>3-110</b>	<b>6-290</b>
Average Yards Per Punt	36.7	48.3
Net Yards Per Punt	36.7	44.0
Inside 20	2	1
50+ Yards	0	5
Touchbacks	0	1
Fair catch	3	0
<b>KICKOFF-YARDS</b>	<b>6-390</b>	<b>3-195</b>
Average Yards Per Kickoff	65.0	65.0
Net Yards Per Kickoff	40	45
Touchbacks	6	2
Fair Catch Yards	0	0
Punt returns: Number-Yards-TD	5-6-0	0-0-0
Average Per Return	1.2	0.0
Kickoff returns: Number-Yds-TD	1-10-0	0-0-0
Average Per Return	10.0	0.0
Interceptions: Number-Yds-TD	1-0-0	0-0-0
Fumble Returns: Number-Yds-TD	1-8-0	0-0-0
<b>MISCELLANEOUS YARDS</b>	<b>0</b>	<b>0</b>
Possession Time	33:58	26:02
1st Quarter	5:02	9:58
2nd Quarter	9:26	5:34
3rd Quarter	10:15	4:45
4th Quarter	9:15	5:45
Third-Down Conversions	7-15	4-14
Fourth-Down Conversions	2-2	2-2
Red-Zone Scores-Chances	5-5	1-2
Touchdowns	4	1
Field goals	1	0
Sacks By: Number-Yards	0-0	1-5
PAT Kicks	4-4	0-0
2Pts Conversions	0-0	1-1
Field Goals	2-2	1-1
Points off Turnover	3	3

GAME INFO

Date	Aug. 29, 2025
Kick Time	7:02 p.m.
Stadium	Bank of America Stadium
Location	Charlotte, N.C.
Attendance	35,718

GAME NOTES

- **Captains:** Ja'Quirious Conley, Conner Harrell, Jonny King, Braden Mullen, Shay Taylor
- **Coin Toss/Result:** Last/Receive
- **Neutral Site Game:** Friday's opener was the second neutral-site game in program history and the first in the regular season. The only other neutral-site game the 49ers have played is the 2019 Bahamas Bowl against Buffalo.
- **Opening Night:** Charlotte moved to 5-6 in season-openers since moving to the FBS level in 2015 and 7-6 overall.
- **Weeknight Games:** Friday's opener was the 18th non-Saturday game in program history and the 10th on a Friday. It is also the seventh season the 49ers have started on a day other than Saturday.
- **Kicking Streak Continues:** Liam Boyd's field goal in the first half extended Charlotte's program-record streak of consecutive field goals made to 17, dating back to the second game of last season.

SCORING SUMMARY

QTR	TIME	TEAM	SCORING PLAY	P-Y	TOP	SCORE
1st	1:21	CLT	L. Boyd 42-yd field goal	13-55	6:28	3-0
2nd	8:38	APP	R. Dubinion 2-yd run (D. De Freitas Kick)	9-81	3:18	3-7
2nd	0:36	APP	J. Barnes 10-yd pass from A. Swann (D. De Freitas kick)	14-80	4:36	3-14
2nd	0:00	APP	D. De Freitas 47-yd field goal	5-22	0:23	3-17
3rd	10:22	APP	D. De Freitas 35-yd field goal	10-58	4:38	3-20
3rd	4:27	APP	K. Hamlett 19-yd pass from A. Swann (D. De Freitas kick)	11-73	4:16	3-27
4th	10:25	CLT	E. Mason 16-yd pass from Harrell (Olson pass to McGee)	11-57	5:55	11-27
4th	4:00	APP	A. Sanchez 1-yd pass from A. Swann (D. De Freitas kick)	12-75	6:25	11-34

STATISTIC LEADERS

CHARLOTTE

PASSING	C-A-I	Yds	TD	LG	SACK
Conner Harrell	13-24-1	142	1	47	0
Grayson Loftis	0-1-0	0	0	0	0
<b>Totals</b>	<b>13-25-1</b>	<b>142</b>	<b>1</b>	<b>47</b>	<b>0</b>

RUSHING	No.	Gain	Loss	Net	TD	LG	Avg.
C.J. Stokes	15	52	3	49	0	9	3.3
Conner Harrell	6	23	1	22	0	17	3.7
Rod Gainey, Jr.	2	5	0	5	0	4	2.5
Cameron Smith	5	14	12	2	0	9	0.4
Javen Nicholas	1	0	2	-2	0	0	-2.0
<b>Totals</b>	<b>29</b>	<b>94</b>	<b>18</b>	<b>76</b>	<b>0</b>	<b>17</b>	<b>2.6</b>

RECEIVING	TGT	No.	Yds	YAC	TD	LG
Justin Olson	3	2	56	18	0	47
E. Jai Mason	3	2	29	14	1	16
Miles Burris	2	2	22	-1	0	17
C.J. Stokes	3	2	6	14	0	8
Sean Brown	1	1	12	0	0	12
Javen Nicholas	3	1	9	3	0	9
Jayden McGowan	3	1	7	4	0	7
Cameron Smith	1	1	5	4	0	5
Rod Gainey, Jr.	2	1	-4	1	0	0
Jake Young	2	0	0	0	0	0
Ta'ir Brooks	1	0	0	0	0	0
Gus McGee	1	0	0	0	0	0
<b>Totals</b>	<b>43</b>	<b>22</b>	<b>193</b>	<b>55</b>	<b>1</b>	<b>26</b>

APP STATE

PASSING	C-A-I	Yds	TD	LG	SACK
AJ Swann	31-46-0	368	3	59	1
J.J. Kohl	2-4-0	36	0	19	0
<b>Totals</b>	<b>33-50-0</b>	<b>404</b>	<b>3</b>	<b>59</b>	<b>1</b>

RUSHING	No.	Gain	Loss	Net	TD	LG	Avg.
Rashod Dubinion	22	111	0	111	1	13	5.0
Jaquari Lewis	8	32	0	32	0	8	4.0
AJ Swann	4	30	5	25	0	19	6.2
Khamani Alexander	4	14	0	14	0	6	3.5
<b>Totals</b>	<b>38</b>	<b>187</b>	<b>5</b>	<b>182</b>	<b>1</b>	<b>19</b>	<b>4.8</b>

RECEIVING	TGT	No.	Yds	YAC	TD	LG
Dalton Stroman	11	8	88	29	0	17
Jaden Barnes	8	6	134	45	1	59
Izayah Cummings	6	5	57	22	0	22
Rashod Dubinion	7	5	31	33	0	18
David Larkins	3	3	27	15	0	17
William Fowles	5	2	30	8	0	15
Kanen Hamlett	1	1	19	6	1	19
Jackson Grier	1	1	19	5	0	19
Alex Sanchez	1	1	1	0	1	1
Doopah Coleman	2	1	-2	3	0	0
Jaquari Lewis	1	0	0	0	0	0
Chris Lawson Jr.	1	0	0	0	0	0
Joshua Acord	1	0	0	0	0	0
<b>Totals</b>	<b>48</b>	<b>33</b>	<b>404</b>	<b>166</b>	<b>3</b>	<b>59</b>



2025-26 Charlotte Football  
Game Results  
All games

Page 1/1  
as of Sep 01, 2025

Team Results

	Date	Opponent		Score	Overall	Conf	Time	Attend
	08/29/2025	App State	L	11-34	0-1	0-0	3:24	35718



2025-26 Charlotte Football  
Combined Team Statistics  
All games

Team Results

Date	Opponent		Score	Att.
08/29/2025	App State	L	11-34	35718

Rushing

Player	gp	att	gain	loss	net	avg	td	lg	avg/g
C.J. Stokes	1	15	52	3	49	3.3	0	9	49.0
Conner Harrell	1	6	23	1	22	3.7	0	17	22.0
Rod Gainey Jr.	1	2	5	0	5	2.5	0	4	5.0
Cameren Smith	1	5	14	12	2	0.4	0	9	2.0
Javen Nicholas	1	1	0	2	-2	-2.0	0	0	-2.0
Total	1	29	94	18	76	2.6	0	17	76.0
Opponents	1	38	187	5	182	4.8	1	19	182.0

Passing

Player	gp	effic	comp-att-int	pct	yds	td	lg	avg/g
Conner Harrell	1	109.3	13-24-1	54.2	142	1	47	142.0
Grayson Loftis	1	0.0	0-1-0	0.0	0	0	0	0.0
Total	1	104.9	13-25-1	52.0	142	1	47	142.0
Opponents	1	153.7	33-50-0	66.0	404	3	59	404.0

Receiving

Player	gp	no.	yds	avg	td	lg	avg/g
Justin Olson	1	2	56	28.0	0	47	56.0
C.J. Stokes	1	2	6	3.0	0	8	6.0
E. Jai Mason	1	2	29	14.5	1	16	29.0
Miles Burris	1	2	22	11.0	0	17	22.0
Sean Brown	1	1	12	12.0	0	12	12.0
Cameren Smith	1	1	5	5.0	0	5	5.0
Jayden McGowan	1	1	7	7.0	0	7	7.0
Javen Nicholas	1	1	9	9.0	0	9	9.0
Rod Gainey Jr.	1	1	-4	-4.0	0	0	-4.0
Total	1	13	142	10.9	1	47	142.0
Opponents	1	33	404	12.2	3	59	404.0

Game Records

Record	Overall	Home	Away	Neutral
ALL GAMES	0-1	0-1	0-0	0-0
CONFERENCE	0-0	0-0	0-0	0-0
NON-CONFERENCE	0-1	0-1	0-0	0-0

Team Statistics

	CLT	OPP
First Downs	15	32
Rushing	4	10
Passing	7	21
Penalty	4	1
Rushing Yardage	76	182
Rushing attempts	29	38
Average per rush	2.6	4.8
Average per game	76.0	182.0
TDs Rushing	0	1
Passing Yardage	142	404
Comp-Att-Int	13-25-1	33-50-0
Average per pass	5.7	8.1
Average per catch	10.9	12.2
Average per game	142.0	404.0
TDs Passing	1	3
Total offense	218	586
Average per play	4.0	6.7
Average per game	218.0	586.0
Kick returns: #-Yards	0-0	1-10
Punt returns: #-Yards	0-0	5-6
Int returns: #-Yards	0-0	1-0
Fumbles-Lost	1-1	1-1
Penalties-Yards	7-54	9-98
Punts-Avg	6-48.3	3-36.7
Time of possession / game	26:02	33:58
3rd-down conversion	4/14	7/15
4th-down conversion	2/2	2/2
PAT-attempts	(0-0) 0%	(4-4) 100%
2-point conversion-attempts	(1-1) 100%	(0-0) 0%

Interceptions

Player	no.	yds	avg	td	lg
Total	0	0	0.0	0	0
Opponents	1	0	0.0	0	0



**2025-26 Charlotte Football**  
**Combined Team Statistics**  
**All games**

Page 3/3  
as of Sep 01, 2025

**Team Defense**

##	Player	gp	Tackles				Sacks	Pass defense			Fumbles		blkd	
			ua	a	tot	tfl/yds		int-yds	brup	qbh	fr-yds	ff	kick	saf
19	Kadin Schmitz	1	5	4	9	.	.	.	.	.	.	.	.	.
6	Ja'Qurious Conley	1	6	2	8	.	.	.	.	.	1-0	1	.	.
35	Shay Taylor	1	3	4	7	.	.	.	.	.	.	.	.	.
9	Cary Grant	1	5	2	7	1-2	.	.	.	.	.	.	.	.
1	Caleb Curtain	1	2	3	5	.	.	.	.	.	.	.	.	.
3	Collin Gill	1	3	2	5	.	.	.	.	.	.	.	.	.
0	Randy Franklin	1	3	1	4	.	.	.	.	.	.	.	.	.
12	CJ Clinkscales	1	3	1	4	.	.	.	.	.	.	.	.	.
13	Gavin Willis	1	3	1	4	.	.	.	1	.	.	.	.	.
15	Macyo Williams	1	2	1	3	1-5	1-5	.	.	.	.	.	.	.
8	Derrick Edwards	1	1	2	3	.	.	.	.	.	.	.	.	.
5	Thailand Baldwin	1	2	1	3	.	.	.	1	.	.	.	.	.
40	Reid Williford	1	1	2	3	.	.	.	.	.	.	.	.	.
11	Dwight Bootle II	1	2	1	3	.	.	.	1	.	.	.	.	.
32	Curtis Simpson	1	1	2	3	.	.	.	.	1	.	.	.	.
97	Jalar Holley	1	1	1	2	.	.	.	.	.	.	.	.	.
2	Treyveon McGee	1	1	1	2	1-3	.	.	.	.	.	.	.	.
51	Jamarrion Solomon	1	1	1	2	.	.	.	.	.	.	.	.	.
7	DJ Burgess	1	1	1	2	.	.	.	.	1	.	.	.	.
52	Jonny King	1	1	.	1	.	.	.	.	.	.	.	.	.
44	Braden Mullen	1	.	1	1	.	.	.	.	.	.	.	.	.
55	Cheick Kaba	1	1	.	1	.	.	.	.	.	.	.	.	.
21	Breon Noel	1	1	.	1	.	.	.	.	.	.	.	.	.
18	Zion Shockley	1	.	1	1	.	.	.	.	.	.	.	.	.
7	E. Jai Mason	1	1	.	1	.	.	.	.	.	.	.	.	.
85	Caleb Irving	1	.	1	1	.	.	.	.	.	.	.	.	.
28	Cornell Allen	1	1	.	1	.	.	.	.	.	.	.	.	.
	<b>Totals</b>	<b>1</b>	<b>51</b>	<b>36</b>	<b>87</b>	<b>3-10</b>	<b>1-5</b>	<b>0-0</b>	<b>3</b>	<b>2</b>	<b>1-0</b>	<b>1</b>	<b>0</b>	<b>0</b>
	Opponents	1	28	22	50	6-24	0-0	1-0	5	3	1-8	1	0	0





2025-26 Charlotte Football  
Overall Team Statistics  
All games

Page 1/2  
as of Sep 01, 2025

Team Statistics

	CLT	OPP
<b>Scoring</b>	<b>11</b>	<b>34</b>
Points per game	11.0	34.0
Points Off Turnovers	3	3
<b>First Downs</b>	<b>15</b>	<b>32</b>
Rushing	4	10
Passing	7	21
Penalty	4	1
<b>Rushing Yardage</b>	<b>76</b>	<b>182</b>
Yards gained rushing	94	187
Yards lost rushing	18	5
Rushing attempts	29	38
Average per rush	2.6	4.8
Average per game	76.0	182.0
TDs Rushing	0	1
<b>Passing Yardage</b>	<b>142</b>	<b>404</b>
Comp-Att-Int	13-25-1	33-50-0
Average per pass	5.7	8.1
Average per catch	10.9	12.2
Average per game	142.0	404.0
TDs Passing	1	3
<b>Total offense</b>	<b>218</b>	<b>586</b>
Total plays	54	88
Average per play	4.0	6.7
Average per game	218.0	586.0
<b>Kick returns: #-Yards</b>	<b>0-0</b>	<b>1-10</b>
<b>Punt returns: #-Yards</b>	<b>0-0</b>	<b>5-6</b>
<b>Int returns: #-Yards</b>	<b>0-0</b>	<b>1-0</b>
<b>Kick return average</b>	<b>0.0</b>	<b>10.0</b>
<b>Punt return average</b>	<b>0.0</b>	<b>1.2</b>
<b>Int return average</b>	<b>0.0</b>	<b>0.0</b>
<b>Fumbles-Lost</b>	<b>1-1</b>	<b>1-1</b>
<b>Penalties-Yards</b>	<b>7-54</b>	<b>9-98</b>
Average per game	54.0	98.0
<b>Punts-Yards</b>	<b>6-290</b>	<b>3-110</b>
Average per punt	48.3	36.7
Net punt average	44.0	36.7
<b>Kickoffs-Yards</b>	<b>3-195</b>	<b>6-390</b>
Average per kick	65.0	65.0
Net kick average	45.0	40.0
<b>Time of possession / game</b>	<b>26:02</b>	<b>33:58</b>
<b>3rd-down conversion</b>	<b>4/14</b>	<b>7/15</b>
3rd-down pct	29%	47%
<b>4th-down conversion</b>	<b>2/2</b>	<b>2/2</b>



2025-26 Charlotte Football  
Overall Team Statistics  
All games

Page 2/2  
as of Sep 01, 2025

	CLT	OPP
4th-down pct	100%	100%
Sacks by-Yards	1-5	0-0
Misc Yards	0	0
Touchdowns scored	1	4
Field goals - attempts	1-1	2-2
On-Side kicks	0-0	0-0
Red-zone scores	(1-2) 50%	(5-5) 100%
Red-zone touchdowns	(1-2) 50%	(4-5) 80%
PAT-attempts	(0-0) 0%	(4-4) 100%
2-point conversion-attempts	(1-1) 100%	(0-0) 0%
Attendance	35718	0
Games / Avg per game	1/35718	0/0
Neutral site games	-	0/0

Score by Periods

Team	1st	2nd	3rd	4th	OT	TOT
Charlotte	3	0	0	8	0	11
Opponents	0	17	10	7	0	34



2025-26 Charlotte Football  
Individual Statistics  
All games

Scoring

Player			PAT						pts
	td	fg	kick	rush	rcv	pass	dxp	saf	
E. Jai Mason	1	-	-	-	-	-	-	-	6
Liam Boyd	-	1-1	-	-	-	-	-	-	3
Gus McGee	-	-	-	-	1	-	-	-	2
Total	1	1-1	0-0	0	1	1	0	0	11
Opponents	4	2-2	4-4	0	0	0	0	0	34

Field Goals

Player	fg	pct.	01-19	20-29	30-39	40-49	50-99	lg	blk
Liam Boyd	1-1	100.0	0-0	0-0	0-0	1-1	0-0	42	0
Opponents	2-2	100.0	0-0	0-0	1-1	1-1	0-0	47	0

FG Sequence

Team Name	Charlotte	Opponents
App State	(42)	(47),(35)

Numbers in (parentheses) indicate field goal was made

Total Offense

Player	g	plays	rush	pass	total	avg/g
Conner Harrell	1	30	22	142	164	164.0
C.J. Stokes	1	15	49	0	49	49.0
Rod Gainey Jr.	1	2	5	0	5	5.0
Cameren Smith	1	5	2	0	2	2.0
Javen Nicholas	1	1	-2	0	-2	-2.0
Total	1	54	76	142	218	218.0
Opponents	1	88	182	404	586	586.0

Punting

Player	no.	yds	avg	lg	tb	fc	i20	50+	blk
Bronson Long	6	290	48.3	57	1	0	1	5	0
Total	6	290	48.3	57	1	0	1	5	0
Opponents	3	110	36.7	38	0	3	2	0	0

Kickoffs

Player	no.	yds	avg	tb	ob	retn	net	ydln
Liam Boyd	3	195	65.0	2	0			
Total	3	195	65.0	2	0	1	45	20
Opponents	6	390	65.0	6	0	0	40	25

All Purpose

Player	g	rush	rcv	pr	kr	ir	total	avg/g
Justin Olson	1	0	56	0	0	0	56	56.0
C.J. Stokes	1	49	6	0	0	0	55	55.0
E. Jai Mason	1	0	29	0	0	0	29	29.0
Conner Harrell	1	22	0	0	0	0	22	22.0
Miles Burris	1	0	22	0	0	0	22	22.0
Sean Brown	1	0	12	0	0	0	12	12.0
Cameren Smith	1	2	5	0	0	0	7	7.0
Jayden McGowan	1	0	7	0	0	0	7	7.0
Javen Nicholas	1	-2	9	0	0	0	7	7.0
Rod Gainey Jr.	1	5	-4	0	0	0	1	1.0
Total	1	76	142	0	0	0	218	218.0
Opponents	1	182	404	6	10	0	602	602.0



2025-26 Charlotte Football  
Team Game-by-Game  
All games

		Rushing				Receiving				Passing				Kick Returns				Punt Returns				tot		
Date	Opponent	no.	yds	td	lg	no.	yds	td	lg	cmp	att	int	yds	td	lg	no.	yds	td	lg	no.	yds	td	lg	off
08/29/2025	App State	29	76	0	17	13	142	1	47	13	25	1	142	1	47	0	0	0	0	0	0	0	0	218
Charlotte		29	76	0	17	13	142	1	47	13	25	1	142	1	47	0	0	0	0	0	0	0	0	218
Opponents		38	182	1	19	33	404	3	59	33	50	0	404	3	59	1	10	0	9	5	6	0	5	586

Charlotte Averages

Games	Avg/ rush	Avg/ catch	Pass effic	KR avg	PR avg	All purpose avg/game	Total offense avg/game
1	2.6	10.9	104.9	0.0	0.0	218.0	218.0

Date	Opponent	Tackles				Sacks		Fumble		Pass Defense			blkd	PAT attempts			off	
		ua	a	total	tfl-yds	no-yds	ff	fr-yds	int-yds	qbh	brup	kick	kick	rush	rcv	saf	t/o	pts
08/29/2025	App State	51	36	87	3.0-10	1-5	1	1-0	0-0	2	3	0	0-0	0	1	0	3	11
Charlotte		51	36	87	3.0-10	1-5	1	1-0	0-0	2	3	0	0-0	0	1	0	3	11
Opponents		28	22	50	6.0-24	0-0	1	1-8	1-0	3	5	0	4-4	0	0	0	3	34

Date	Opponent	Punting										Field Goals			Kickoffs				
		no.	yds	avg	long	blkd	tb	fc	50+	i20	md-att	long	blkd	no.	yds	avg	tb	ob	
08/29/2025	App State	6	290	48.3	57	0	1	0	5	1	1-1	42	0	3	195	65.0	2	0	
Charlotte		6	290	48.3	57	0	1	0	5	1	1-1	42	0	3	195	65.0	2	0	
Opponents		3	110	36.7	38	0	0	3	0	2	2-2	47	0	6	390	65.0	6	0	





2025-26 Charlotte Football  
Team Game Highs  
All games

Page 1/1  
as of Sep 01, 2025

Charlotte - Game Highs

RUSHES	29	App State (08/29/2025)
YARDS RUSHING	76	App State (08/29/2025)
YARDS PER RUSH	2.6	App State (08/29/2025)
TD RUSHES	0	App State (08/29/2025)
PASS ATTEMPTS	25	App State (08/29/2025)
PASS COMPLETIONS	13	App State (08/29/2025)
YARDS PASSING	142	App State (08/29/2025)
YARDS PER PASS	5.7	App State (08/29/2025)
TD PASSES	1	App State (08/29/2025)
TOTAL PLAYS	54	App State (08/29/2025)
TOTAL OFFENSE	218	App State (08/29/2025)
YARDS PER PLAY	4.0	App State (08/29/2025)
POINTS	11	App State (08/29/2025)
SACKS BY	1	App State (08/29/2025)
FIRST DOWNS	15	App State (08/29/2025)
PENALTIES	7	App State (08/29/2025)
PENALTY YARDS	54	App State (08/29/2025)
TURNOVERS	2	App State (08/29/2025)
PUNTS	6	App State (08/29/2025)
PUNTING AVG	48.3	App State (08/29/2025)
LONG PUNT	57	App State (08/29/2025)
PUNTS INSIDE 20	1	App State (08/29/2025)
LONG PUNT RETURN	0	App State (08/29/2025)



**2025-26 Charlotte Football**  
**Opponent Match Highs**  
**All games**

Page 1/1  
as of Sep 01, 2025

**Opponent - Game Highs**

RUSHES	38	App State (08/29/2025)
YARDS RUSHING	182	App State (08/29/2025)
YARDS PER RUSH	4.8	App State (08/29/2025)
TD RUSHES	1	App State (08/29/2025)
PASS ATTEMPTS	50	App State (08/29/2025)
PASS COMPLETIONS	33	App State (08/29/2025)
YARDS PASSING	404	App State (08/29/2025)
YARDS PER PASS	8.1	App State (08/29/2025)
TD PASSES	3	App State (08/29/2025)
TOTAL PLAYS	88	App State (08/29/2025)
TOTAL OFFENSE	586	App State (08/29/2025)
YARDS PER PLAY	6.7	App State (08/29/2025)
POINTS	34	App State (08/29/2025)
SACKS BY	0	App State (08/29/2025)
FIRST DOWNS	32	App State (08/29/2025)
PENALTIES	9	App State (08/29/2025)
PENALTY YARDS	98	App State (08/29/2025)
TURNOVERS	1	App State (08/29/2025)
PUNTS	3	App State (08/29/2025)
PUNTING AVG	36.7	App State (08/29/2025)
LONG PUNT	38	App State (08/29/2025)
PUNTS INSIDE 20	2	App State (08/29/2025)
LONG PUNT RETURN	5	App State (08/29/2025)



2025-26 Charlotte Football  
Game Results  
All games

Page 1/1  
as of Sep 01, 2025

Team Results

Date	Opponent		Score	Overall	Conf	Time	Attend
08/29/2025	App State	L	11-34	0-1	0-0	3:24	35718



2025-26 Charlotte Football  
Game Results  
All games

Page 1/1  
as of Sep 01, 2025

Team Results

	Date	Opponent		Score	Overall	Conf	Time	Attend
	08/29/2025	App State	L	11-34	0-1	0-0	3:24	35718

Page 1/1  
as of Sep 01, 2025

Date	Opponent		Score	Overall	Conf	Time	Attend
08/29/2025	App State	L	11-34	0-1	0-0	3:24	35718