


Charlotte



Basketball



RECORD

BOOK



CAREER RECORDS

POINTS



HENRY WILLIAMS

REBOUNDS



CEDRIC MAXWELL

ASSISTS



PIERRRIA HENRY

TOTAL POINTS

1.	Henry Williams	1988-92	2383
2.	Lew Massey	1974-78	2149
3.	Jon Davis	2015-19	2113
4.	Chad Kinch	1976-80	2020
5.	DeMarco Johnson	1994-98	2005
6.	Jarvis Lang	1990-91, '92-95	1855
7.	Cedric Maxwell	1973-77	1824
8.	Curtis Withers	2002-06	1750
9.	Jobey Thomas	1998-02	1737
10.	Leemire Goldwire	2004-08	1677
11.	Byron Dinkins	1985-89	1657
12.	Melvin Johnson	1980-84	1635
13.	Demon Brown	2000-04	1563
14.	Robert Earl Blue	1971-74	1536
15.	Kevin King	1975-79	1517
16.	Chris Braswell	2009-13	1465
17.	Jahmir Young	2019-22	1421
18.	Phil Ward	1978-82	1309
19.	Keith Williams	1983-87	1240
20.	Pierrria Henry	2011-15	1238
21.	Diego Guevara	1997-01	1210
22.	Ben Basinger	1966-70	1127
23.	Norris Dae	1968-72	1100
24.	Braxton Ogbueze	2014-17	1089
25.	De'Angelo Alexander	2005-07	1073
26.	Eddie Basden	2001-05	1066
27.	Shanderic Downs	1993-97	1059
28.	Andrien White	2015-18	1059
29.	George Jackson	1973-75	1019

POINTS PER GAME (MIN. 40 GAMES)

1.	George Jackson	1973-75	20.4
2.	Henry Williams	1988-92	20.2
3.	Robert Earl Blue	1971-74	19.9
4.	Lew Massey	1974-78	19.4
5.	Chad Kinch	1976-80	18.0
6.	Michael Milling	1985-87	17.5
	Jon Davis	2015-19	17.5
8.	De'Angelo Alexander	2005-07	17.3
9.	Bobby Potts	1979-82	17.0
10.	DeMarco Johnson	1994-98	16.8
11.	Jahmir Young	2019-22	16.7
12.	Jarvis Lang	1990-91, '92-95	16.4
13.	Cedric Maxwell	1973-77	16.3
14.	Byron Dinkins	1985-89	15.5
15.	Melvin Johnson	1980-84	15.0
	Curtis Withers	2003-06	15.0

REBOUNDS


1.	Cedric Maxwell	1973-77	1117
2.	Jarvis Lang	1990-91, '92-95	1047
3.	Curtis Withers	2002-06	1042
4.	DeMarco Johnson	1994-98	926
5.	Chris Braswell	2009-13	868
6.	Norris Dae	1968-72	858
7.	Ben Basinger	1966-70	788
8.	Eddie Basden	2002-05	765
9.	Lew Massey	1974-78	740
	Melvin Johnson	1980-84	740
11.	Kevin King	1975-79	739
12.	Bob Lemmond	1966-69	705
13.	Rodney Odom	1991-94	699
14.	Willie Clayton	2012-15	681
15.	Cedric Ball	1987-90	648

REBOUNDS PER GAME (MIN. 40 GAMES)

1.	Cedric Maxwell	1973-77	10.0
2.	Bob Lemmond	1966-69	9.8
3.	Jarvis Lang	1990-91, '92-95	9.3
4.	Norris Dae	1968-72	8.9
5.	Curtis Withers	2002-06	8.9
6.	Ben Basinger	1966-70	8.7
7.	Cam Stephens	2000-02	8.5
8.	Rodney Odom	1991-94	7.9
9.	Jerry Anthony	1965-69	7.8
	DeMarco Johnson	1994-97	7.8
11.	Jon Heath	1973-75	7.3
12.	Cedric Ball	1987-90	7.1
13.	Kelvin Price	1997-99	7.2
14.	Michael Milling	1985-87	7.1
	Chris Braswell	2009-13	7.1
	Willie Clayton	2012-15	7.1

FIELD GOALS MADE

1.	Lew Massey	1974-78	916
2.	Chad Kinch	1976-80	846
3.	Henry Williams	1988-92	797
4.	DeMarco Johnson	1994-98	737
5.	Jon Davis	2015-10	681
6.	Cedric Maxwell	1973-77	670
7.	Jarvis Lang	1990-91; '92-95	647
8.	Melvin Johnson	1980-84	638
9.	Byron Dinkins	1985-89	636
10.	Kevin King	1975-79	631
11.	Curtis Withers	2003-06	615
12.	Robert Earl Blue	1971-74	590
13.	Jobey Thomas	1998-02	564
14.	Phil Ward	1978-82	510
15.	Leemire Goldwire	2004-08	506



FIELD GOAL PCT. (MIN. 400 ATT.)

1. Cedric Maxwell	1973-77	.586
2. Dan Plondke	1986-88	.586
3. Willie Clayton	2012-15	.581
4. Cedric Ball	1987-90	.569
5. Emery Atkinson	1982-84	.553
6. Jon Heath	1973-75	.551
7. Milos Supica	2017-21	.550
8. George Jackson	1973-75	.533
9. Donnie Koonce	1977-81	.531
10. Kevin King	1975-79	.525

FREE THROWS MADE

1. Jon Davis	2015-19	551
2. Jarvis Lang	1990-91, 92-95	538
3. DeMarco Johnson	1994-98	497
4. Cedric Maxwell	1973-77	484
5. Henry Williams	1988-92	481
6. Curtis Withers	2002-06	466
7. Chris Braswell	2009-13	429
8. Robert Earl Blue	1971-74	356
9. Melvin Johnson	1980-84	355
10. Pierria Henry	2011-15	335
11. Jahmir Young	2019-22	337
12. Chad Kinch	1976-80	328
13. Leemire Goldwire	2004-08	322
14. Lew Massey	1974-78	317
15. Keith Williams	1983-87	299

FREE THROW PCT. (MIN. 200 ATT.)

1. Roderick Howard	1993-97	.878
2. Jobey Thomas	1998-02	.854
3. Diego Guevara	1997-01	.837
4. Jahmir Young	2019-22	.830
5. Bobby Potts	1979-82	.826
6. Henry Williams	1988-92	.822
7. Sean Colson	1996-98	.821
8. Leemire Goldwire	2004-08	.815
9. Jon Davis	2015-19	.797
10. Derrio Green	2009-12	.795

THREE-POINT FIELD GOALS MADE

1. Jobey Thomas	1998-02	346
2. Leemire Goldwire	2004-08	343
3. Demon Brown	2001-04	341
4. Henry Williams	1988-92	308
5. Diego Guevara	1997-00	235
6. Braxton Ogbueze	2014-17	225
7. Brendan Plavich	2003-05	211
8. Jon Davis	2015-19	200
9. Ian Andersen	2006-10	195
10. Shanderic Downs	1993-97	179
11. De'Angelo Alexander	2006-07	174

STEALS (SINCE 1972)

1. Pierria Henry	2011-15	296
2. Eddie Basden	2002-05	264
3. Keith Williams	1983-87	236
4. Phil Ward	1978-82	221
5. Leemire Goldwire	2004-08	190
6. Delano Johnson	1989-92, 93-94	189
7. Henry Williams	1988-92	181
8. Jeff West	1985-89	150
9. Jarvis Lang	1990-91, 92-95	149
Demon Brown	2000-04	149
11. Cedrick Broadhurst	1990-93	141
12. Andrien White	2015-18	137
13. Curtis Withers	2002-06	134
14. DeMarco Johnson	1994-98	128
15. Mitchell Baldwin	2002-06	126

BLOCKED SHOTS (SINCE 1974)

1. Ray Gromlowicz	1983-87	194
2. Jermain Parker	1992-95	177
3. Phil Jones	2007-10	158
4. Jarvis Lang	1990-91, 92-95	103
5. Chris Braswell	2009-13	101
6. Cedric Maxwell	1973-77	94
Rodney Odom	1991-94	94
8. Curtis Withers	2002-06	89
9. Melvin Johnson	1980-84	85
10. Martin Iti	2003-05	83
11. Sam Robson	1987-89	82
12. Charlie Coley	2007-09	77
13. Pierria Henry	2011-15	75
14. KenKay Jones	1999-01	67
15. Alexander Kuehl	1995-97	65

THREE-POINT FG PCT. (MIN. 200 ATT.)

1. Jeff West	1985-89	.469
2. James Terrell	1990-93	.413
Braxton Ogbueze	2014-17	.413
4. Henry Williams	1988-92	.394
5. Jobey Thomas	1998-02	.391
6. De'Angelo Alexander	2005-07	.381
7. Andrien White	2015-18	.379
8. Diego Guevara	1997-01	.3772
9. Brendan Plavich	2003-05	.3767
10. Javarris Barnett	2008-12	.372

ASSISTS (SINCE 1972)

1. Pierria Henry	2011-15	566
2. Jon Davis	2015-19	547
3. Keith Williams	1983-87	515
4. Byron Dinkins	1985-89	513
5. Delano Johnson	1989-92; 93-94	496
6. DiJuan Harris	2007-10	474
7. Jeff West	1985-89	448
8. Sean Colson	1996-98	427
9. Demon Brown	2001-04	418
10. Phil Ward	1978-82	407
11. Henry Williams	1988-92	385
12. Mitchell Baldwin	2002-06	371
13. Diego Guevara	1997-01	370
14. Chad Kinch	1976-80	350
15. Cedrick Broadhurst	1989-93	332

GAMES PLAYED

1. Jobey Thomas	1998-02	130
2. Leemire Goldwire	2005-08	125
Terrence Williams	2011-15	125
4. Diego Guevara	1997-01	124
Mitchell Baldwin	2001-06	124
6. Tremaine Gardiner	95-97; 98-00	123
Pierria Henry	2011-15	123
8. Chris Braswell	2009-13	122
9. Ian Andersen	2006-10	121
Jon Davis	2015-19	121
11. Demon Brown	2000-04	120
12. Butter Johnson	2000-04	119
DeMarco Johnson	1994-98	119
14. Henry Williams	1988-92	118
Eddie Basden	2001-05	118



GAMES STARTED

1. Jobey Thomas	1998-02	119
Pierria Henry	2011-15	119
3. Jon Davis	2015-19	118
4. Kevin King	1975-79	117
5. Cedric Maxwell	1973-77	112
Jarvis Lang	1990-95	112
7. Henry Williams	1988-92	110
8. Keith Williams	1983-87	108
9. Curtis Withers	2002-06	104
10. Demon Brown	2000-04	102
An'Juan Wilderness	2007-11	102

MINUTES PLAYED (SINCE 1977)

1. Jon Davis	2015-19	4253
2. Henry Williams	1988-92	3960
3. Pierria Henry	2011-15	3947
4. DeMarco Johnson	1994-98	3599
5. Leemire Goldwire	2004-08	3561
6. Phil Ward	1978-82	3412
7. Chris Braswell	2009-13	3173
8. Jahmir Young	2019-22	2983
9. Braxton Ogbueze	2014-17	2957
10. Terrence Williams	2011-15	2930

MINUTES PER GAME (SINCE 1977)

1. Chad Kinch	1976-80	36.4
2. Kevin King	1975-79	36.1
3. John Gullickson	1982-84	35.3
4. Lew Massey	1974-78	35.2
5. Jon Davis	2015-19	35.1
Jahmir Young	2019-22	35.1
7. De'Angelo Alexander	2006-07	34.8
8. Jordan Shepherd	2019-21	34.3
9. Henry Williams	1988-92	33.9
10. Randy Davis	1982-84	33.8
Sean Colson	1996-98	33.8

DOUBLE-DOUBLES (PTS-REBS)

1. Jarvis Lang	1990-91, 92-95	53
2. Curtis Withers	2003-06	46
3. Cedric Maxwell	1973-77	41
4. DeMarco Johnson	1994-97	35
5. Norris Dae	1969-72	25
6. Chris Braswell	2009-13	24
7. Cedric Ball	1987-90	20
8. Robert Earl Blue	1972-74	19
9. Cam Stephens	2000-02	18
10. Willie Clayton	2012-15	17
Joseph Uchebo	2016	17

DOUBLE-FIGURE SCORING GAMES

(SINCE 1971)

1. Henry Williams	1988-92	111
2. Lew Massey	1974-78	103
3. Chad Kinch	1976-80	102
4. DeMarco Johnson	1994-98	99
5. Jon Davis	2015-19	95
6. Curtis Withers	2003-06	93
7. Cedric Maxwell	1973-77	90
8. Melvin Johnson	1980-84	88
Jarvis Lang	1990-91, 92-95	88
10. Jobey Thomas	1998-02	82

20-POINT GAMES

1. Henry Williams	1988-92	65
2. Lew Massey	1974-78	55
3. Jon Davis	2015-19	50
4. DeMarco Johnson	1994-98	46
5. Chad Kinch	1976-80	42
6. Jarvis Lang	1990-91, 92-95	40
7. Robert Earl Blue	1971-74	35
8. Byron Dinkins	1985-89	32
Jahmir Young	2019-22	32
10. Cedric Maxwell	1973-77	31
11. Curtis Withers	2003-06	30
Leemire Goldwire	2005-08	30

DOUBLE-FIGURE REBOUNDS GAMES

1. Cedric Maxwell	1973-77	57
2. Jarvis Lang	1990-91, 92-95	54
3. Curtis Withers	2002-06	51
4. DeMarco Johnson	1994-98	35
5. Chris Braswell	2009-13	29
6. Rodney Odom	1991-94	24
7. Willie Clayton	2012-15	23
8. Cam Stephens	2000-02	22
9. Melvin Johnson	1981-84	18
Joseph Uchebo	2016	18

DOUBLE-FIGURE SCORING

GAMES OFF THE BENCH

1. Sheldon Shipman	1973-76	31
2. Roderick Howard	1993-97	24
3. Kevin "Butter" Johnson	2000-04	21
4. Shawn Lester	2013-14	20
5. Phil Jones	2008-11	18
Chris Braswell	2009-13	18
7. Delano Johnson	1989-92	16
Ian Andersen	2006-10	16
8. Milos Supica	2017-21	15
9. Diego Guevara	1997-01	14
10. Benny Moss	1989-91	13
Keyshawn Woods	2015	13



DOUBLE-FIGURE ASSISTS GAMES

1. Sean Colson	1996-98	13
2. DiJuan Harris	2007-10	12
3. Delano Johnson	1989-92, 93-94	9
4. Melvin Watkins	1973-77	4
Keith Williams	1983-87	4
6. Pierria Henry	2011-15	3
Jon Davis	2015-19	3



SINGLE-SEASON RECORDS

POINTS

1.	Cedric Maxwell	1976-77	690
2.	Lew Massey	1975-76	677
3.	Henry Williams	1991-92	665
4.	DeMarco Johnson	1997-98	653
5.	Leemire Goldwire	2007-08	634
6.	Jon Davis	2018-19	630
	Henry Williams	1989-90	630
8.	Byron Dinkins	1987-88	622
9.	Jahmir Young	2021-22	608
10.	George Jackson	1974-75	590

SCORING AVERAGE

1.	George Jackson	1974-75	24.6
2.	Lew Massey	1975-76	22.6
3.	Cedric Maxwell	1976-77	22.3
4.	Lew Massey	1977-78	21.8
5.	Jon Davis	2018-19	21.7
6.	Henry Williams	1990-91	21.6
	Robert Earl Blue	1971-72	21.6
8.	Byron Dinkins	1987-88	21.4
9.	DeMarco Johnson	1997-98	21.1
10.	Henry Williams	1989-90	21.0

FIELD GOALS MADE

1.	Lew Massey	1975-76	293
2.	George Jackson	1974-75	248
3.	Lew Massey	1976-77	246
4.	Michael Milling	1985-86	244
	Cedric Maxwell	1976-77	244
6.	DeMarco Johnson	1997-98	238
7.	Byron Dinkins	1987-88	236
8.	Lew Massey	1977-78	232
9.	Chad Kinch	1978-79	228
10.	Chad Kinch	1976-77	218

FIELD GOAL PCT. (MIN. 100 ATT.)

1.	Cedric Maxwell	1976-77	.640
2.	Cedric Maxwell	1973-74	.636
3.	Milos Supica	2019-20	.635
4.	Isaiah Folkes	2022-23	.622
5.	Amidou Bamba	2019-20	.608
6.	Dan Plondke	1986-87	.591
7.	Jermain Parker	1994-95	.586
8.	Ray Gromlowicz	1986-87	.586
9.	Joseph Uchebo	2015-16	.584
10.	Dan Plondke	1987-88	.581
10.	Cedric Ball	1989-90	.577

FREE THROWS MADE

1.	Cedric Maxwell	1976-77	202
2.	DeMarco Johnson	1996-97	181
3.	Cedric Maxwell	1975-76	177
4.	Jon Davis	2018-19	175
5.	DeMarco Johnson	1997-98	159
6.	Jarvis Lang	1990-91	154
7.	Robert Earl Blue	1971-72	148
8.	Jon Davis	2016-17	147
9.	Henry Williams	1991-92	146
10.	Jon Davis	2017-18	143

FREE THROW PCT. (MIN. 40 MADE)

1.	Jobey Thomas (80-88)	2000-01	.909
	Jeff Gruber (40-44)	1977-78	.909
3.	Leemire Goldwire	2006-07	.905
4.	Roderick Howard	1995-96	.903
5.	Jobey Thomas	2001-02	.899
6.	Diego Guevara	1999-00	.893
7.	Jahmir Young	2021-22	.892
8.	Roderick Howard	1996-97	.886
9.	Diego Guevara	1999-00	.882
10.	Sean Colson	1997-98	.882

THREE-POINT FIELD GOALS MADE

1.	Demon Brown	2002-03	137
2.	Leemire Goldwire	2007-08	128
3.	Brendan Plavich	2004-05	*114
4.	Jobey Thomas	2001-02	110
5.	Braxton Ogbueze	2015-16	109
6.	Henry Williams	1991-92	105
7.	Brendan Plavich	2003-04	97
8.	De'Angelo Alexander	2005-06	96
9.	Jobey Thomas	2000-01	94
10.	Leemire Goldwire	2006-07	91

* NCAA Statistical Leader

THREE-POINT FG PCT. (MIN. 1 MADE PER GAME)

1.	Randy Davis	1982-83	.574
2.	Jeff West	1988-89	.500
3.	Montre' Gipson	2022-23	.483
4.	Michael Milling	1986-87	.481
5.	Keyshawn Woods	2014-15	.466
6.	Jeff West	1987-88	.462
7.	Jeff West	1986-87	.458
8.	Byron Dinkins	1987-88	.450
9.	Jobey Thomas	2001-02	.433
10.	Brice Williams	2020-21	.431

REBOUNDS

1.	Norris Dae	1969-70	417
2.	Joseph Uchebo	2015-16	380
3.	Cedric Maxwell	1976-77	376
4.	Curtis Withers	2005-06	362
5.	Cedric Maxwell	1975-76	350
6.	Bob Lemmond	1966-67	307
7.	Jarvis Lang	1990-91	298
	Ben Basinger	1969-70	298
9.	Jarvis Lang	1993-94	283
10.	DeMarco Johnson	1997-98	280

REBOUNDS PER GAME

1.	Norris Dae	1969-70	14.9
2.	Cedric Maxwell	1976-77	12.1
	Cedric Maxwell	1975-76	12.1
4.	Joseph Uchebo	2015-16	11.5
5.	Curtis Withers	2005-06	11.3
6.	Bob Lemmond	1966-67	11.0
7.	Jarvis Lang	1990-91	10.6
8.	Jarvis Lang	1993-94	10.1
9.	Ben Basinger	1969-70	9.9
	Bob Lemmond	1967-68	9.9



SEASON RECORDS



ASSISTS (SINCE 1972)

1.	Sean Colson	1997-98	231
2.	DiJuan Harris	2008-09	223
3.	Byron Dinkins	1988-89	207
4.	Sean Colson	1996-97	196
5.	Melvin Watkins	1976-77	187
6.	Jeff West	1987-88	184
7.	Pierria Henry	2013-14	175
8.	Pierria Henry	2014-15	173
9.	Randy Davis	1982-83	170
10.	Delano Johnson	1993-94	166

STEALS (SINCE 1972)

1.	Eddie Basden	2004-05	93
2.	Pierria Henry	2012-13	84
3.	Delano Johnson	1990-91	77
4.	Pierria Henry	2014-15	76
5.	Pierria Henry	2011-12	72
	Keith Williams	1984-85	72
7.	Leemire Goldwire	2007-08	70
8.	Eddie Basden	2003-04	68
9.	Pierria Henry	2013-14	64
	Kevin King	1977-78	64

BLOCKED SHOTS (SINCE 1975)

1.	Jermain Parker	1994-95	94
2.	Sam Robson	1988-89	79
3.	Jermain Parker	1993-94	76
4.	Ray Gromlowicz	1985-86	74
5.	Ray Gromlowicz	1986-87	67
6.	Phil Jones	2009-10	65
7.	Cedric Maxwell	1976-77	55
8.	Martin Iti	2004-05	48
	Alexander Kuehl	1996-97	48
10.	Charlie Coley	2007-08	46

MINUTES PLAYED (SINCE 1977)

1.	DiJuan Harris	2008-09	1146
2.	Braxton Ogbueze	2015-16	1131
3.	Leemire Goldwire	2007-08	1130
4.	Henry Williams	1991-92	1129
5.	De'Angelo Alexander	2005-06	1111
6.	Jahmir Young	2021-22	1110
7.	DeMarco Johnson	1997-98	1103
8.	Curtis Withers	2005-06	1088
9.	Pierria Henry	2012-13	1086
10.	Montre' Gipson	2022-23	1078

MINUTES PLAYED PER GAME (SINCE 1977)

1.	Chad Kinch	1979-80	39.2
2.	Kevin King	1978-79	37.2
3.	Jon Davis	2018-19	37.1
4.	DiJuan Harris	2008-09	37.0
5.	Jon Davis	2017-18	36.4
6.	Keith Williams	1984-85	36.3
	Phil Ward	1981-82	36.3
8.	Eddie Basden	2004-05	36.2
9.	Chad Kinch	1978-79	36.1
10.	John Gullickson	1982-83	35.9



DOUBLE-DOUBLES (PTS-REBS)

1.	Cedric Maxwell	1976-77	22
2.	Curtis Withers	2005-06	18
3.	Joseph Uchebo	2015-16	17
	Jarvis Lang	1993-94	17
5.	Curtis Withers	2003-04	16
6.	Jarvis Lang	1990-91	15
	Norris Dae	1969-70	15
8.	Cedric Maxwell	1975-76	14
9.	Cam Stephens	2001-02	13
	Jarvis Lang	1994-95	13

DOUBLE-FIGURE SCORING GAMES

1.	Galen Young	1998-99	32
	Henry Williams	1991-92	32
3.	DeMarco Johnson	1997-98	31
	Cedric Maxwell	1976-77	31
	Jahmir Young	2021-22	31
6.	Henry Williams	1990-91	30
	Lew Massey	1976-77	30
8.	Leemire Goldwire	2007-08	29
	DeMarco Johnson	1996-97	29
10.	Jon Davis	2016-17	28
	Lamont Mack	2008-09	28
	Michael Milling	1985-86	28
	Chad Kinch	1976-77	28
	Cedric Maxwell	1975-76	28

20-POINT SCORING GAMES

1.	Cedric Maxwell	1976-77	21
2.	Jon Davis	2018-19	20
3.	Byron Dinkins	1987-88	19
	Lew Massey	1975-76	19
5.	Henry Williams	1990-91	18
	Henry Williams	1991-92	18
	Jahmir Young	2021-22	18
	Lew Massey	1977-78	18
	Lew Massey	1976-77	18
9.	DeMarco Johnson	1997-98	17
	Henry Williams	1989-90	17

DOUBLE-FIGURE SCORING GAMES

OFF THE BENCH

1.	Shawn Lester	2013-14	20
2.	Roderick Howard	1995-96	16
3.	Chris Braswell	2012-13	15
4.	Kevin "Butter" Johnson	2001-02	14
5.	Keyshawn Woods	2014-15	13
	Sheldon Shipman	1975-76	13
7.	DeMario Mayfield	2012-13	12
	Brice Williams	2022-23	12
8.	DeMarco Johnson	1994-95	11
9.	Torin Dorn	2014-15	10
	Marcus Bennett	2005-06	10
	E.J. Drayton	2004-05	10
	Delano Johnson	1991-92	10
	Benny Moss	1989-90	10
	Sheldon Shipman	1974-75	10

DOUBLE-FIGURE REBOUNDS GAMES

1.	Curtis Withers	2005-06	22
2.	Cedric Maxwell	1976-77	21
3.	Cedric Maxwell	1975-76	21
4.	Joseph Uchebo	2015-16	18
5.	Curtis Withers	2003-04	17
	Jarvis Lang	1993-94	17
7.	Jarvis Lang	1990-91	15
8.	Cam Stephens	2001-02	14
9.	Jarvis Lang	1994-95	13
10.	Willie Clayton	2013-14	12
	Chris Braswell	2009-10	12
	DeMarco Johnson	1997-98	12
	DeMarco Johnson	1995-96	12
	Leroy Smith	1984-85	12

DOUBLE-FIGURE ASSISTS GAMES

1.	DiJuan Harris	2008-09	11
2.	Sean Colson	1997-98	9
3.	Delano Johnson	1993-94	6
4.	Sean Colson	1996-97	4
5.	Delano Johnson	1990-91	3
6.	Pierria Henry	2013-14	2
	Jeff West	1987-88	2
	Keith Williams	1985-86	2
	Keith Williams	1983-84	2
	Melvin Watkins	1976-77	2
	Melvin Watkins	1975-76	2

GAMES PLAYED

1.	12 tied	(5, 98-99; 7, 07-08)	34
----	---------	----------------------	----

GAMES STARTED

1.	Jackson Threadgill	2022-23	36
	Montre' Gipson	2022-23	36
3.	Leemire Goldwire	2007-08	34
	Tremaine Gardiner	1998-99	34
5.	6 tied		33



POINTS

1. George Jackson	at Samford, 2/8/75	44
2. George Jackson	Samford, 1/18/75	43
3. Bobby Potts	Jacksonville, 2/10/82	40
Robert Earl Blue	Southern Miss, 2/5/73	40
5. Leemire Goldwire	at St. Bonaventure, 2/9/08	39
Curtis Withers	at Saint Louis, 2/12/05	39
7. Jon Davis	vs. Marshall, 1/11/18	38
Lew Massey	at VCU, 2/16/78	38
9. Jon Davis	vs. Marshall, 1/5/19	37
Jon Davis	vs. FIU, 3/1/18	37
Byron Dinkins	UAB, 2/25/88	37
Cedric Maxwell	Southern Miss, 2/12/77	37
Robert Earl Blue	Tusculum, 12/1/71	37

FIELD GOALS MADE

1. George Jackson	at Samford, 2/8/75	21
George Jackson	Samford, 1/18/75	21
3. Bobby Potts	Jacksonville, 2/10/82	18
4. Lew Massey	at VCU, 2/16/78	17
5. Lew Massey	at Vanderbilt, 12/20/75	16
6. 9 tied		15
Latest: Mike Milling	VCU, 2/3/86	15

FIELD GOALS ATTEMPTED

1. Bobby Potts	Jacksonville, 2/10/82	36
2. Lew Massey	at VCU, 2/16/78	34
3. Byron Dinkins	at Oklahoma, 1/7/89	31
4. George Jackson	at Samford, 2/8/75	30
George Jackson	Samford, 1/18/75	30
6. Lew Massey	at NC State, 1/11/76	29
7. Mike Milling	VCU, 2/3/86	28
Billy Wheeler	South Alabama, 2/25/84	28
Lew Massey	Jacksonville, 1/28/78	28
Lew Massey	at Saint Francis, 2/5/77	28

FREE THROWS MADE

1. DeMarco Johnson	Tulane, 2/9/98	16
Sean Colson	at Ge. Washington, 12/20/97	16
3. Bobby Potts	at South Florida, 2/3/80	15
4. Jon Davis	vs. Marshall, 1/5/19	14
DeMario Mayfield	Oral Roberts, 11/23/12	14
KJ Sherrill	LaSalle, 1/29/11	14
Phil Ward	App. St., 1/20/82	14
Cedric Maxwell	Oregon, 3/15/76	14
9. 9 tied		13
Latest: Curran Scott	UTSA, 02/25/16	13

FREE THROWS ATTEMPTED

1. DeMarco Johnson	Tulane, 2/9/98	20
2. KJ Sherrill	LaSalle, 1/29/11	18
Andre Davis	Southern Miss, 3/12/93	18
Jerry Anthony	Lynchburg, 1/16/66	18
5. Chris Braswell	S.C. St., 11/13/10	17
Curtis Withers	Duquesne, 3/1/06	17
Leroy Smith	Davidson, 2/21/83	17
Cedric Maxwell	Oregon, 3/15/76	17
9. 12 tied		16
Latest: Jon Davis vs. Marshall, 1/5/19		16

THREE POINT FIELD GOALS MADE

1. Brendan Plavich	at Syracuse, 11/26/03	10
2. Brendan Plavich	at TCU, 2/25/04	9
Demon Brown	at UAB, 1/14/02	9
4. 12 tied		8
Latest: Braxton Ogbueze	at Rice, 3/3/16	8

THREE POINT FIELD GOALS ATTEMPTED

1. Leemire Goldwire	at Hofstra, 12/15/07	20
2. Demon Brown	at South Florida, 2/1/03	19
3. Demon Brown	at App. St., 11/25/02	18
4. Leemire Goldwire	Duquesne, 3/2/08	17
Brendan Plavich	Cincinnati, 2/5/05	17
Brendan Plavich	at Indiana, 12/22/04	17
Brendan Plavich	at TCU, 2/25/04	17
Demon Brown	at Marquette, 2/20/03	17
Demon Brown	Houston, 2/12/03	17
Brendan Plavich	at Syracuse, 11/26/03	17
Demon Brown	at UAB, 1/14/02	17

REBOUNDS

1. Cedric Maxwell	Seton Hall, 2/19/77	24
Ben Basinger	Fla. Presbyterian, 12/3/70	24
3. Cedric Ball	South Florida, 1/4/90	22
4. Joseph Uchebo	Marshall, 01/21/16	21
Curtis Withers	Dayton, 2/4/06	21
Cedric Maxwell	Lamar, 12/10/76	21
Cedric Maxwell	NC A&T, 1/8/76	21
8. Joseph Uchebo	at LA Tech, 01/09/16	20
Cedric Maxwell	at Morehead St. 12/01/75	20
Cedric Maxwell	Hardin- Simmons, 12/4/74	20

OFFENSIVE REBOUNDS (STARTING IN 1973-74)

1. Kelvin Price	at UMASS, 01/15/98	12
2. Joseph Uchebo	at LA Tech, 01/09/16	11
3. Tremaine Gardiner	Louisville, 2/16/00	10
Cedric Ball	South Florida, 1/4/90	10
Dan Banister	at Davidson, 12/8/89	10
6. Joseph Uchebo	UAB, 01/16/16	9
Mike Thorne, Jr.	at UNCA, 11/30/14	9
Willie Clayton	Michigan, 11/24/13	9
Phil Jones	UNC Asheville, 11/13/09	9
Curtis Withers	at Wyoming, 11/15/05	9
Jarvis Lang	at Louisville, 2/3/94	9
Jarvis Lang	Davidson, 1/28/91	9

DEFENSIVE BOARDS (STARTING IN 1973-74)

1. Cedric Maxwell	Seton Hall, 2/19/77	18
2. Joseph Uchebo	Old Dominion, 2/6/16	16
3. Joseph Uchebo	Rice, 3/9/16	14
Joseph Uchebo	Middle Tenn, 1/14/16	14
Curtis Withers	Dayton, 2/4/06	14
Cam Stephens	Saint Louis, 1/15/02	14
Cedric Maxwell	Lamar, 12/10/76	14
8. Joseph Uchebo	at North Texas, 3/5/16	13
Joseph Uchebo	UTSA, 2/25/16	13
Joseph Uchebo	Marshall, 1/21/16	13
Joseph Uchebo	Washington, 11/27/15	13
Cam Stephens	at Ge. Wash., 12/29/01	13

ASSISTS

1. Sean Colson	vs Houston, 2/28/98	18
2. Sean Colson	at Houston, 2/8/97	17
3. DiJuan Harris	Ge. Wash., 2/14/09	15
Keith Williams	UNCW, 12/28/83	15
5. Delano Johnson	at Butler, 12/29/93	14
6. Sean Colson	Ill.- Chicago, 3/12/98	13
Sean Colson	Saint Louis, 2/21/98	13
Sean Colson	at DePaul, 1/29/98	13
Sean Colson	Louisville, 1/22/98	13
Keith Williams	at South Florida, 2/2/84	13

BLOCKS

1. Lew Massey	Wofford, 12/9/75	10
2. Jermain Parker	Duquesne, 12/1/93	8
Sam Robson	South Florida, 1/31/89	8
Ray Gromlowicz	Methodist, 1/3/85	8
5. Phil Jones	Elon, 11/16/09	7
Sam Robson	Boston, 12/29/88	7
Kevin King	South Alabama, 2/17/79	7
8. 13 tied		6
Latest: Phil Jones	Old Dominion, 11/16/08	6

STEALS

1. Cedric Ball	at Ga. So., 1/10/89	10
2. Melvin Watkins	Baptist College, 1/15/77	9
3. 11 tied		7
Latest: Charlie Coley	Richmond, 2/2/08	7

MOST POINTS OFF THE BENCH

1. Marcus Bennett	at Fordham, 2/18/06	29
2. Chris Braswell	at Duquesne, 3/6/13	28
Jobey Thomas	at USF, 2/13/00	28
Henry Williams	vs Boston U, 12/29/88	28
5. Clinton Hinton	at Hofstra, 12/21/84	26
Gary Cress	vs UNCG, 12/9/67	26
7. Rodney White	GW, 1/13/01	25
Roderick Howard	at Duquesne, 3/16/94	25
9. Andrien White	vs. UAB, 3/8/17	24
Shawn Lester	FAU, 1/30/14	24
Shawn Lester	Elon, 11/15/13	24
KJ Sherrill	at La Salle 1/29/11	24
Andre Davis	at Clemson, 1/8/94	24

TRIPLE DOUBLES

Cedrick Broadhurst	14 Points, 10 Rebounds, 10 Assists - Va. Tech, 3/6/93
Melvin Watkins	25 Points, 14 Rebounds, 10 Assists Baptist College, 2/19/76



YEAR-BY-YEAR 30 POINTS SCORING GAMES

Year	Pts.	Player	Date - Opponent	Year	Pts.	Player	Date - Opponent	Year	Pts.	Player	Date - Opponent
2022-23	31	Brice Williams	12/29/22 - Middle Tennessee	1997-98	30	Demarco Johnson	3/12/98 - Ill. - Chicago	1976-77	30	Chad Kinch	3/28/77 - UNLV
	31	Brice Williams	12/31/22 - Louisiana Tech		30	Demarco Johnson	3/6/98 - USM	1976-77	30	Cedric Maxwell	3/28/77 - UNLV
	32	Brice Williams	3/4/23 - UAB	1997-98	31	Sean Colson	12/20/97 - GWU		32	Cedric Maxwell	3/13/77 - Central Mich.
2021-22	30	Jahmir Young	1/17/22 - at FAU	1996-97	32	Demarco Johnson	1/29/97 - Houston		30	Cedric Maxwell	3/4/77 - VCU
2018-19	30	Jon Davis	1/21/19 - Old Dominion	1994-95	30	Jarvis Lang	2/16/95 - Virginia Tech		37	Cedric Maxwell	2/12/77 - USM
	37	Jon Davis	1/5/19 - Marshall	1992-93	32	Andre Davis	3/6/93 - Virginia Tech		34	Low Massey	2/5/77 - Saint Francis
	31	Jon Davis	11/6/18 - Chattanooga		33	Andre Davis	1/23/93 - USM		30	Low Massey	2/15/77 - Birmingham So.
2017-18	37	Jon Davis	3/1/18 - FIU	1991-92	34	Henry Williams	3/2/92 - Tulane		32	Low Massey	1/15/77 - Baptist
	38	Jon Davis	1/11/18 - Marshall	1990-91	32	Jarvis Lang	2/9/91 - WKU	1975-76	30	Cedric Maxwell	3/15/76 - Oregon
	30	Andrien White	12/18/17 - ECU		32	Henry Williams	1/19/91 - Old Dominion		33	Low Massey	2/7/76 - Georgia State
2016-17	35	Jon Davis	1/21/17 - Old Dominion		33	Henry Williams	1/5/91 - S. Ala.		36	Low Massey	1/26/76 - Georgia State
	30	Austin Ajukwa	2/4/17 - FIU		30	Henry Williams	12/28/90 - Navy		32	Low Massey	1/10/76 - Md. E. Shore
2015-16	30	Braxton Ogbueze	3/3/2016 - Rice		31	Henry Williams	12/15/90 - Clemson		35	Low Massey	12/20/75 - Vanderbilt
	30	Andrien White	1/21/16 - Marshall		31	Henry Williams	12/7/90 - Florida		31	Cedric Maxwell	12/6/75 - Florida
	30	Curran Scott	1/16/16 - UAB	1989-90	32	Henry Williams	2/6/90 - Ga. Southern	1974-75	31	George Jackson	2/26/75 - Walsh
2011-12	31	Chris Braswell	1/11/12 - UMASS		31	Henry Williams	2/21/90 - ODU		44	George Jackson	2/8/75 - Samford
2010-11	30	Jamar Briscoe	11/12/10 - Gardner Webb		30	Henry Williams	12/29/89 - Northeastern		31	George Jackson	2/1/75 - Adelphi
2009-10	31	Shemari Spears	2/3/10 - GWU	1988-89	30	Byron Dinkins	2/23/89 - Jacksonville		30	George Jackson	1/28/75 - St. Leo
	34	Derrio Green	1/30/10 - UMASS		32	Byron Dinkins	2/15/89 - USF		43	George Jackson	1/18/75 - Samford
	31	Derrio Green	1/2/10 - Georgia Tech		33	Byron Dinkins	1/7/89 - Oklahoma		35	George Jackson	1/11/75 - BU
2008-09	32	Lamont Mack	3/3/09 - Richmond	1985-86	32	Michael Milling	2/3/86 - VCU		31	George Jackson	11/30/74 - UMASS
2007-08	34	Leemire Goldwire	3/8/08 - URI	1984-85	34	Clinton Hinton	12/29/84 - Idaho	1973-74	30	George Jackson	2/8/74 - Ga. College
	31	Leemire Goldwire	2/13/08 - Xavier	1983-84	33	Melvin Johnson	1/29/84 - So. Ala.		35	Robert Earl Blue	1/3/74 - St Francis
	39	Leemire Goldwire	2/9/08 - SBU		31	Melvin Johnson	12/17/83 - Penn State		30	George Jackson	1/15/74 - Baptist
	36	Leemire Goldwire	1/16/08 - Saint Joe's	1982-83	33	Melvin Johnson	1/15/83 - USF	1972-73	40	Robert Earl Blue	2/5/73 - USM
	34	Leemire Goldwire	12/5/07 - Davidson	1981-82	40	Bobby Potts	2/10/82 - Jacksonville		34	Robert Earl Blue	2/3/73 - Appalachian
	33	Leemire Goldwire	11/12/07 - App. State		34	Bobby Potts	12/15/81 - Campbell	1971-72	30	Robert Earl Blue	1/8/72 - Tulane
2006-07	35	De'Angelo Alexander	2/10/07 - Fordham		30	Phil Ward	12/12/81 - Davidson		37	Robert Earl Blue	12/11/1971 - Tusculum
	30	Leemire Goldwire	1/17/07 - Dayton	1980-81	32	Melvin Johnson	2/23/81 - Davidson	1970-71	30	Norris Dae	12/17/70 - UTC
2005-06	32	De'Angelo Alexander	3/4/06 - GWU		31	Phil Ward	12/20/80 - Biscayne	1968-69	32	Ben Basinger	2/22/69 - St. Andrews
	34	De'Angelo Alexander	2/1/06 - SBU	1979-80	31	Chad Kinch	2/23/80 - VCU		33	Pete Donahue	2/11/69 - Greensboro
	32	De'Angelo Alexander	12/10/05 - Valparaiso	1978-79	32	Chad Kinch	12/16/78 - Eastern Ky.		32	Ben Basinger	2/7/69 - Wesleyan
2004-05	32	Curtis Withers	3/10/05 - Memphis	1977-78	31	Chad Kinch	12/29/78 - SBU	1967-68	32	Jerry Cress	1/10/68 - Belmont Abbey
	39	Curtis Withers	2/12/05 - Saint Louis		38	Low Massey	2/16/78 - VCU		30	Jerry Anthony	1/3/68 - UNCG
2003-04	31	Brendan Plavich	2/25/04 - TCU		30	Low Massey	2/13/78 - Florida St.	1966-67	30	Bob Lemmod	2/16/67 - NC Wesleyan
	34	Demon Brown	1/6/04 - DePaul		36	Low Massey	1/28/78 - Jacksonville	1965-66	34	Jerry Lawrence	1/11/66 - Fla. Presbyterian
	31	Brendan Plavich	11/26/03 - Syracuse		30	Low Massey	12/29/77 - Kent St		30	Jerry Lawrence	1/5/66 - Methodist
2002-03	32	Demon Brown	1/14/03 - UAB		32	Low Massey	11/25/77 - Illinois		36	Jerry Lawrence	12/10/65 - St. Andrews
2000-01	30	Rodney White	2/14/01 - Tulane								

ALL-TIME OVERTIME GAMES

Date	Opponent	Result	Date	Opponent	Result	Date	Opponent	Result
11/21/11	vs. Coastal Carolina	L, 75-79 (2 ot)	3/9/10	Richmond	L, 84-89 (ot)	2/7/93	Tulane	W, 68-64 (ot)
3/4/22	UAB	L, 93-91 (2ot)				1/23/92	Johnson C. Smith	W, 82-80 (ot)
2/16/22	WKU	W, 68-64 (ot)	1/17/10	Saint Louis	W, 63-61 (ot)	2/26/90	VCU	L, 66-69 (ot)
12/10/22	Detroit Mercy	W, 82-80 (ot)	2/25/09	George Washington	L, 88-92 (ot)	2/17/90	WKU	W, 100-89 (ot)
11/29/22	at Davidson	W, 68-66 (ot)	1/21/09	Massachusetts	W, 69-64 (ot)	12/30/89	Boston U.	W, 88-83 (2 ot)
2/10/21	Old Dominion	L, 76-78 (ot)	11/30/08	vs. Cal State Fullerton	L, 84-92 (ot)	3/4/89	WKU	L, 63-65 (ot)
1/29/21	FIU	W, 63-55 (ot)	11/19/08	at Appalachian State	L, 84-87 (2 ot)	12/22/88	West Virginia	L, 73-82 (ot)
1/22/21	at Florida Atlantic	L, 53-66 (ot)	2/20/08	at Richmond	L, 76-79 (ot)	3/17/88	vs. BYU	L, 92-98 (ot)
1/9/21	Belmont Abbey	L, 72-75 (ot)	11/19/07	vs. Monmouth	L, 56-58 (ot)	2/8/87	WKU	L, 71-74 (ot)
1/2/21	WKU	W, 75-71 (ot)	3/4/06	at George Washington	L, 85-86 (ot)	12/28/84	vs. Princeton	L, 66-68 (ot)
2/1/20	at Southern Miss	L, 68-74 (ot)	11/30/05	Davidson	W, 85-81 (2 ot)	2/18/84	at WKU	L, 76-80 (ot)
11/27/19	at Georgia State	L, 78-81 (ot)	2/12/05	at Saint Louis	W, 83-78 (ot)	1/21/84	at Jacksonville	L, 69-71 (ot)
11/17/19	Wake Forest	W, 67-65 (ot)	12/4/04	Alabama	L, 101-103 (3 ot)	1/15/83	South Florida	L, 94-106 (ot)
2/17/18	UTSA	L, 87-89 (ot)	2/25/04	at TCU	W, 94-86 (ot)	2/22/82	Davidson	W, 74-72 (2 ot)
11/22/16	USC Upstate	L, 103-108 (ot)	2/7/04	at East Carolina	W, 77-71 (ot)	1/9/82	VCU	W, 79-75 (2 ot)
2/25/16	UTSA	W, 114-108 (2 ot)	12/3/03	at Old Dominion	W, 105-102 (2 ot)	2/23/81	Davidson	W, 91-89 (2 ot)
2/6/16	Old Dominion	L, 69-74 (ot)	2/12/03	Houston	W, 59-55 (ot)	1/20/81	East Carolina	L, 64-65 (ot)
1/9/16	at Louisiana Tech	L, 90-93 (ot)	11/30/02	at Richmond	L, 60-64 (ot)	1/5/81	at Jacksonville	L, 54-56 (3 ot)
3/5/15	WKU	L, 84-88 (ot)	11/25/02	at Appalachian State	L, 100-103 (3 ot)	12/14/79	vs. Evansville	L, 75-79 (2 ot)
2/10/15	Louisiana Tech	L, 82-83 (ot)	3/1/02	at Louisville	L, 88-90 (ot)	1/17/79	at Jacksonville	L, 57-61 (ot)
1/22/15	at UAB	L, 76- 81 (ot)	2/14/01	at Tulane	W, 98-93 (ot)	12/17/77	at South Florida	W, 70-68 (ot)
1/17/15	Rice	L, 68-73 (ot)	12/31/99	at George Washington	W, 98-93 (ot)	3/13/77	vs. Central Michigan	W, 91-86 (ot)
12/16/14	College of Charleston	W, 90-85 (ot)	12/23/99	vs. Southern Illinois	L, 65-66 (ot)	1/9/74	at Kent State	L, 77-79 (ot)
11/30/14	at UNC Asheville	W, 66-63 (ot)	3/12/99	vs. Rhode Island	W, 81-70 (ot)	2/3/73	at Appalachian State	L, 75-77 (ot)
11/20/14	vs. Penn State	W, 106-97 (2 ot)	2/6/99	Saint Louis	W, 70-68 (ot)	2/1/73	at Tennessee Tech	L, 68-74 (ot)
3/6/13	at Duquesne	W, 89-87 (ot)	12/12/98	at North Carolina	L, 73-75 (ot)	1/2/70	at Georgia State	L, 51-55 (ot)
1/2/13	UNC Asheville	W, 71-63 (ot)	3/14/98	vs. North Carolina	L, 83-93 (ot)	12/4/69	Methodist	W, 80-77 (ot)
11/15/11	at Central Michigan	W, 77-75 (2ot)	1/15/98	vs. Massachusetts	L, 62-68 (ot)			
2/2/11	at Rhode Island	L, 70-71 (ot)	12/29/94	at New Mexico	W, 78-75 (ot)			
1/8/11	at St. Bonaventure	L, 88-92 (3 ot)	1/29/94	at South Florida	L, 74-75 (ot)			
1/2/11	at Georgia Tech	W, 86-83 (2 ot)						



POINTS

GAME:
Points: 44, George Jackson vs. Samford, 2/8/75
SEASON:
Points: 690, Cedric Maxwell (31 games), 1976-77
Average: 24.5, George Jackson (24 games), 1974-75
CAREER:
Points: 2383, Henry Williams (118 games), 1988-92
Avg (2 yrs): 20.4, George Jackson (50 games), 1973-75
Avg (4 yrs): 20.2, Henry Williams (118 games), 1988-92

FIELD GOALS

GAME
Made:
 21, George Jackson vs. Samford (30 att.), Jan. 18; 1975
 21, George Jackson vs. Samford (30 att.), Feb. 8, 1975
Attempted:
 36, Bobby Potts vs. Jacksonville (made 18), Feb. 10, 1982
Consecutive Made:
 13, Kevin King (att. 13) vs. South Alabama, Feb. 20, 1978
SEASON
Made: 293, Lew Massey (30 games), 1975-76
Attempted: 577, Lew Massey (30 games), 1975-76
Percentage: .640, Cedric Maxwell (244 of 381), 1976-77
CAREER
Made: 916, Lew Massey (111 games), 1974-78
Attempted: 1819, Lew Massey (111 games), 1974-78
Percentage: .5861, Cedric Maxwell (670 of 1143), 1973-77
 .5856, Dan Plondke (294 of 502), 1986-88

FREE THROWS

GAME
Made:
 16, Sean Colson at G. Washington (att. 16), Dec. 20, 1997
 16, DeMarco Johnson vs. Tulane (att. 20), Feb. 9, 1998
Attempted:
 20, DeMarco Johnson vs. Tulane (made 16), Feb. 9, 1998
Consecutive Made:
 16, Sean Colson at G. Washington (att. 16), Dec. 20, 1997
SEASON
Made: 202, Cedric Maxwell (31 games), 1976-77
Attempted: 263, Cedric Maxwell (31 games), 1976-77
Percentage: .909, Jobey Thomas (80-88), 2000-01
 .909, Jeff Gruber (40-44), 1977-78
Pct. (100+ Att.):
 .903, Roderick Howard (93-103), 1995-96 (3rd in NCAA I)
Consecutive Made:
 39, Leemire Goldwire, 2005-06
Streaks of 20+: 3, Roderick Howard (high of 24), 1995-96
CAREER
Made: 551, Jon Davis (2015-19)
Attempted: 752, Jarvis Lang (1991, 93-95)
Percentage: .878, Roderick Howard (266-303), 1993-97
Streaks of 20+: 3, Roderick Howard (high of 24), 1993-96.



THREE-POINT FIELD GOALS

GAME
Made:
 10, Brendan Plavich at #7/#7 Syracuse (att. 17), Nov. 26, '03
Attempted:
 20, Leemire Goldwire at Hofstra (made 8), Dec. 15, 2007
 20, Leemire Goldwire vs. Davidson (made 9), Dec. 5, 2007
Percentage: (4+):
 1.000 Ryan Murphy (6 of 6) vs. Old Dominion, Jan. 27, 2018
 1.000, James Zimmerman (5 of 5) vs. ODU, Jan. 26, 2000
 1.000, Hudson Price (4 of 4) at Elon, Nov. 14, 2016
 1.000, Eddie Basden (4 of 4) vs. East Carolina, Feb. 7, 2004
 1.000, Diego Guevara (4 of 4) at #17 Cincinnati, Feb. 26, 1998
 1.000, Byron Dinkins (4 of 4) vs. Wake Forest, Feb. 14, 1987
 1.000, Denzel Ingram (4 of 4) vs. UAB, Mar. 12, 2014
 1.000, Robert Braswell IV (4 of 4) vs. Marshall, Feb. 5, 2022
(8+):
 .778 Brendan Plavich (7 of 9) vs. UL-Lafayette, Dec. 1, 2004
 .778 Brendan Plavich (7 of 9) at Davidson, Dec. 8, 2004
 .727 Diego Guevara vs. UAB (8 of 11), Mar. 8, 2000
SEASON
Made: 137, Demon Brown (att. 350), 2002-03
Attempted: 371, Leemire Goldwire (made 128), 2007-08
Percentage: .575, Randy Davis (27 of 47), 1982-83
(50+): .500, Jeff West (25 of 50), 1988-89
(75+): .462, Jeff West (42 of 91), 1987-88
(100+): .451, Byron Dinkins (50 of 111), 1987-88
(200+): .433, Jobey Thomas (110-254), 2001-02
 .430, Henry Williams (105 of 244), 1992-93
CAREER
Made: 346, Jobey Thomas (att. 884), 1998-02
Attempted: 960, Leemire Goldwire (made 343), 2005-08
 960, Demon Brown (made 341), 2001-04
Percentage: .472, Jeff West (100 of 212), 1986-89



REBOUNDS

GAME	
24,	Ben Basinger vs. Florida Presbyterian, Dec. 3, 1970;
24,	Cedric Maxwell vs. Seton Hall, Feb. 19, 1977
SEASON	
Overall:	417, Norris Dae (28 games), 1969-70
Average:	14.9, Norris Dae (28 games), 1969-70
CAREER	
Overall:	1117, Cedric Maxwell (112 games), 1973-77
Average:	10.0, Cedric Maxwell (112 games), 1973-77

ASSISTS

GAME	
18,	Sean Colson vs. Houston, Feb. 28, 1998 (<i>C-USA record</i>)
SEASON	
Overall:	231, Sean Colson (29 gms), 97-98
Average:	7.97, Sean Colson, 97-98 (<i>3rd NCAA; C-USA rec.</i>)
CAREER	
566,	Pierria Henry (123 games), 2011-15
Avg (4 yrs):	
4.8,	Byron Dinkins (107 games, 513 assists), 1985-89
Avg (2 yr):	
7.1,	Sean Colson (60 games, 427 assists), 1996-98

STEALS

GAME	
Total:	7, eight players (Eddie Basden, twice) (latest: Charlie Coley vs. Richmond, 2/2/08)
SEASON	
Total:	93, Eddie Basden (29 games), 2004-05
Average:	3.2, Eddie Basden (29 games), 2004-05
CAREER	
Total:	296, Pierria Henry (123 games), 2011-15
Average:	2.4, Pierria Henry (123 games), 2011-15

BLOCKED SHOTS

GAME	
Total:	10, Lew Massey vs. Wofford, Dec. 9, 1975
SEASON	
Total:	94, Jermain Parker (28 games), 1994-95
Average:	3.4, Jermain Parker (28 games), 1994-95
CAREER	
Total:	194, Ray Gromlowicz (117 games), 1983-87
Average:	2.36, Jermain Parker (75 gms, 177 blks), 92-95
100+ games:	1.66, Ray Gromlowicz (117 gm, 194 blk), 83-87

GAMES PLAYED

SEASON	
Played:	34, Charlie Coley, Charles Dewhurst, Leemire Goldwire, DiJuan Harris, Phil Jones, Lamont Mack, An'Juan Wilderness, 2007-08
	34, Tremaine Gardiner, Kedric Smith, Jobey Thomas, Marlon Thomas, Galen Young, 1998-99
Started:	34, Leemire Goldwire, 2007-08
	34, Tremaine Gardiner, 1998-99
Consecutive Starts:	
	34, Leemire Goldwire, 2007-08
	34, Tremaine Gardiner, 1998-99
CAREER	
Played:	130, Jobey Thomas, 1998-02
Consecutive:	130, Jobey Thomas, 1998-02
Started:	119, Jobey Thomas, 1998-02
	118, Jon Davis, 2015-19
Consecutive Starts:	
	117, Kevin King, 1975-79

MINUTES PLAYED

GAME	
Total minutes:	53, Phil Ward vs. Jacksonville, Jan. 5, 1981
SEASON	
Total:	1146, DiJuan Harris (31 games), 2008-09
Average:	39.2, Chad Kinch (27 games), 1979-80
CAREER	
Total:	4253, Jon Davis (121 games), 2015-19
Average:	36.4, Chad Kinch (79 games), 1978-80

DUNKS

GAME	
Total:	6, Jarvis Lang at Pepperdine, Jan. 4, 1994
SEASON	
Total:	54, Jarvis Lang (28 games), 1993-94
CAREER	
Total:	162, Jarvis Lang (113 games), 1991, 92-95



OVERALL

Games Played:	36	2022-23 (22-14)
Most Wins:	28	1976-77 (28-5; .848 - NCAA Final Four)
Fewest Wins:	5	1984-85 (5-23)
	5	1967-68 (5-17)
Most Losses:	23	2017-18 (6-23)
	23	1984-85 (5-23)
Fewest Losses:	3	1974-75 (23-3; .885)
Winning Pct.	.885	1974-75 (23-3)
Low Win Pct.:	.179	1984-85 (5-23)

POINTS

GAME		
Overall:	124	vs. Tusculum (124-63), Feb. 10, 1973
	124	vs. Baptist (124-63), Feb. 19, 1976
Home Game:	124	vs. Tusculum (124-63), Feb. 10, 1973
	124	vs. Baptist (124-63), Feb. 19, 1976
Away Game:	117	vs. Navy (117-109), Dec. 28, 1990
Team Low:	37	vs. UAB, Jan. 15, 2021
Opponent High:	126	by Lynchburg (126-87), Feb. 5, 1966
Opponent Low:	37	by UAB (W, 61-37), Mar. 4, 2000
Margin Victory:	74	vs. Baptist (W, 119-45), Jan. 15, 1974
Margin Loss:	74	vs. Guilford (L, 51-125), Nov. 28, 1967
First Half:	67	vs. Wofford (107-79), Dec. 9, 1975
Second Half:		
	66	(4 times) latest: vs. Rice (W, 102-73), Feb. 11, 2016
Low Half:		
	9	vs. Mississippi State, 1st half (L, 39-53), Nov. 23, 2005
Opp. Low Half:		
	11	by Coastal Carolina, 1st half, Jan. 4, 1992
Opp. High Half:		
	63	by South Alabama (105-121), 2nd half, Jan. 5, 1991
High Half Lead:	32	vs. Tusculum, Feb. 10, 1973
Half lead (conf.):	31	vs. Tulane (50-19), Feb. 26, 2000
Loss:	107	vs. Methodist (111-107), Feb. 8, 1969
Both Teams:	226	vs. So. Alabama (105-121), Jan. 5, 1991
Bench Points:	57	Methodist, Nov. 10, 2017

SEASON

Overall:	2873	by 1976-77 team (33 games)
Average:	90.3	by 1973-74 team (26 games)
Opp. Overall:	2497	by 1990-91 Opponents (28 games)
Opp. Average:	89.2	by 1990-91 Opponents (28 games)
Bench Points:	749	(26.8 ppg) by 1994-95 team (28 games)
100-Pt. Games	9	by 1974-75 team

FIELD GOALS

GAME		
Made:	56	vs. Baptist (att. 101), Feb. 19, 1976
Attempted:	105	vs. Ga. State (made 42), March 4, 1974
	105	vs. Ga. College (made 44), Dec. 8, 1974
Percentage:	.691	vs. Biscayne (38 of 55), Dec. 20, 1980
Best Half Pct.:	.846	vs. So. Florida (22 of 26), Feb. 20, 1988
Low Pct.:	.217	vs. Mississippi St. (13-60), Nov. 23, 2005
Low Half Pct.:	.115	vs. Miss. State (3-26), 1st, Nov. 23, 2005
SEASON		
Made:	1162	by 1976-77 team (2220 att., 33 games)
Attempted:	2220	by 1976-77 team (1162 made, 33 games)
Percentage:	.523	by 1976-77 team (1162 of 2220)

THREE-POINT FIELD GOALS

GAME

Made:	17	(3 times) latest vs. Rice (att. 29), Feb. 11, 2016
Attempted:	45	vs. App. State (made 17), Nov. 25, 2002
Percentage:	1.000	vs. W. Kentucky (5 of 5), Feb. 24, 1987
(10+ made):	.714	at Elon (10-14), Nov. 14, 2016

SEASON

Made:	305	by 2000-01 team (att.: 848) (2nd, NCAA)
Attempted:	848	by 2000-01 team (made: 305)
Percentage:	.460	by 1982-83 team (52 of 113)
Consecutive Gms:	34	by 2007-08; 1998-99 team
Opponent Made:	264	by 2015-16 Opponents (att. 672)
Opponent Att.:	713	by 2007-08 Opponents (made 244)
Opponent Pct.:	.393	by 2015-16 Opponents (264-672)

FREE THROWS

GAME

Made:	47	vs. Campbell (att. 59), Dec. 13, 1983
Attempted:	59	vs. Campbell (made 47), Dec. 13, 1983
Pct. (min. 10):	1.000	vs. Samford (11 of 11), Feb. 8, 1975

SEASON

Made:	549	by 1976-77 team (740 att., 33 games)
Attempted:	808	by 2007-08 team (34 games)
Pct.:	.753	by 1979-80 team (479 of 636)

REBOUNDS

GAME

Total:	68	vs. Methodist, Jan. 3, 1985
---------------	----	-----------------------------

SEASON

Total:	1417	by 1969-70 team (30 games)
Average:	52.2	by 1967-68 team (22 games)
Opponent:	1389	by 1966-67 Opp. (28 games)
Opponent Avg.:	49.6	by 1966-67 Opp. (28 games)

FOULS

GAME

Total:	36	at UAB, Feb. 25, 1991
Disqualifications:	4	twice (latest vs. Richmond, Mar. 14, 2013)

SEASON

Total:	696	by 1990-91 team (28 games)
Disqualifications:	30	by 1985-86 team (28 games)

TEAM DEFENSE

Opp. FG Pct.:	.395	(680-1720), 1993-94 team (29 games)
Opp. Points:	1518	1970-71 team (66.0 ppg, 23 games)
Opp Average:	64.7	2019-20 (1877 points, 29 games)

TURNOVERS FORCED

GAME:	38	vs. Appalachian State, Dec. 5, 1990
SEASON:	649	by 1990-91 opponents (28 games)

ASSISTS

GAME

Total:	33	vs. Md-Eastern Shore, Jan. 10, 1976
---------------	----	-------------------------------------

SEASON

Total:	576	by 1976-77 team (33 games)
Average:	18.4	by 1987-88 team (31 games)

BLOCKS



GAME

Total: 21 vs. Wofford, Dec. 9, 1975
SEASON
Total: 159 by 1993-94 team (29 games)
Average: 5.5 by 1993-94 team (29 games)

STEALS

GAME

Total: 25 vs. Centenary, Dec. 3, 1992
SEASON
Total: 363 1990-91 team (28 games)
Average: 13.0 1990-91 team (28 games) -- *Led NCAA*

WIN STREAKS

SEASON: 16 1974-75 (Dec. 29 - Feb. 26)
Home, overall: 61 (Feb. 28, 1974 - Dec. 3, 1977)
Independence: 17 (Jan. 7, 1974 - Mar. 9, 1977)
Belk Gym: 59 (Dec. 16, 1973 - Jan. 18, 1982)
Charlotte Coliseum: 6 twice (Jan. 13-Feb. 21, '90 (Dec. 6, '91-Jan. 30, '92)

HALTON ARENA:


Season: 10 Dec. 11, 2004 - Feb. 26, 2005
Overall: 10 Dec. 11, 2004 - Feb. 26, 2005
 10 Jan. 3, 1998 - Nov. 29, 1998

BEST SEASON START

SEASON: 9-0 2012-13

SCORING LEADERS IN LEAGUE PLAY

Year	Player	FG-A	Pct.	3FG-A	3Pct.	FT-A	Pct.	Pts.-Avg.
2022-23	Brice Williams	114-227	.502	39-97	.402	57-71	.803	324-16.2
2021-22	Jahmir Young	118-249	.474	28-85	.329	89-99	.899	353-19.6
2020-21	Jahmir Young	87-211	.412	28-81	.346	79-95	.832	281-17.6
2019-20	Jahmir Young	78-182	.429	31-83	.373	59-80	.738	246-13.7
2018-19	Jon Davis	127-288	.441	57-158	.361	102-122	.836	413-22.9
2017-18	Jon Davis	112-269	.416	41-118	.347	101-123	.821	366-20.3
2016-17	Jon Davis	116-254	.457	28-85	.329	84-108	.778	344-19.1
2015-16	Braxton Ogbueze	96-228	.421	66-156	.423	30-35	.857	288-16.0
2014-15	Torin Dorn	84-171	.491	17-42	.405	40-61	.656	225-12.5
2013 -14	Pierria Henry	77-167	.461	23-62	.371	38-53	.717	215-13.4
2012 -13	Pierria Henry	61-143	.427	8-33	.242	53-70	.757	183-11.4
2011-12	Chris Braswell	96-184	.522	8-28	.286	70-90	.778	270-16.9
2010-11	Derrio Green	66-198	.333	27-103	.262	47-61	.770	206-12.9
2009-10	Shamari Spears	94-218	.431	5-11	.455	63-86	.733	256-16.0
2008-09	Lamont Mack	95-243	.391	38-123	.309	54-78	.692	282-17.6
2007-08	Leemire Goldwire	89-237	.376	58-167	.347	59-71	.831	295-18.4
2006-07	De'Angelo Alexander	94-221	.425	42-115	.365	46-58	.793	276-17.3
2005-06	De'Angelo Alexander	93-221	.421	54-117	.462	47-64	.734	287-17.9
2004-05	Curtis Withers	103-222	.464	11-30	.367	88-129	.682	305-19.1
2003-04	Curtis Withers	83-180	.461	7-21	.333	84-116	.724	257-17.1
2002-03	Demon Brown	89-247	.360	78-210	.371	24-42	.571	280-17.5
2001-02	Jobey Thomas	97-216	.449	60-133	.451	73-81	.901	327-20.4
2000-01	Rodney White	75-159	.472	13-40	.325	47-67	.701	210-19.1
1999-00	Tremaine Gardiner	80-170	.471	15-45	.333	51-66	.773	226-14.1
1998-99	Galen Young	73-174	.420	10-32	.313	71-102	.696	227-14.2
1997-98	DeMarco Johnson	142-278	.511	8-23	.348	103-131	.786	395-20.8
1996-97	DeMarco Johnson	112-234	.479	8-21	.381	106-129	.822	338-19.9
1995-96	DeMarco Johnson	97-211	.460	2-12	.167	53-77	.688	249-16.6
1994-95	Jarvis Lang	70-147	.476	12-21	.571	40-57	.702	192-14.8
1993-94	Jarvis Lang	77-145	.531	0-3	.000	62-81	.765	216-16.6
1992-93	Andre Davis	80-192	.417	29-88	.330	43-62	.694	232-16.6
1991-92	Henry Williams	102-211	.475	44-103	.427	62-81	.752	303-20.2
1990-91	Henry Williams	101-233	.433	31-100	.310	68-82	.829	301-21.5
1989-90	Henry Williams	118-273	.432	51-131	.389	74-85	.871	361-21.2
1988-89	Henry Williams	111-213	.521	27-60	.450	46-58	.793	295-19.5
1987-88	Byron Dinkins	140-276	.507	33-69	.478	59-87	.678	372-21.9
1986-87	Byron Dinkins	71-201	.353	14-79	.177	29-49	.592	185-11.6
1985-86	Michael Milling	128-291	.440	—	—	36-51	.706	292-19.5
1984-85	Clinton Hinton	84-190	.442	—	—	76-102	.745	244-16.3
1983-84	Melvin Johnson	111-210	.529	—	—	58-77	.753	280-20.0
1982-83	Melvin Johnson	100-181	.552	4-12	.333	80-97	.825	287-18.9
1981-82	Bobby Potts	95-206	.461	—	—	54-69	.783	244-22.2
1980-81	Donnie Koonce	73-149	.490	—	—	50-57	.877	196-15.1
1979-80	Chad Kinch	125-246	.508	—	—	47-63	.746	297-19.8
1978-79	Chad Kinch	96-220	.436	—	—	44-56	.786	236-19.7
1977-78	Lew Massey	78-184	.424	—	—	39-46	.848	195-19.5



TEAM RECORDS



POINTS			THREE-POINT FIELD GOALS ATTEMPTED			DEFENSIVE REBOUNDS		
1.	124	vs. Tusculum 2/10/73	1.	45	at App State 11/25/02	1.	44	Methodist 1/3/85
	124	Baptist 2/19/76	2.	38	vs. South Florida 3/8/01	2.	41	vs. Boston 12/29/88
3.	120	Florida Tech 2/21/72		38	at UAB 2/9/19		41	Coastal Carolina 11/29/89
	120	Baptist 1/15/77	4.	37	at Syracuse 11/22/06	4.	40	N.C. A&T 12/16/91
5.	119	Paine 12/11/73		37	at Mississippi St. 11/29/06		40	Davidson 1/3/93
	119	Baptist 1/15/74		37	vs. Houston 12/21/06	6.	39	DePaul 2/29/96
7.	118	St. Leo 1/28/75	7.	36	5 times		39	VMI 12/10/98
	117	vs. Navy 12/28/90			Latest vs. at G. Washington 2/25/09		39	N.C. A&T 11/24/03
9.	116	Methodist 11/10/17					39	at Central Mich. 11/15/11
10.	115	Oglethorpe 2/22/75					39	FIU 1/29/21
MOST POINTS IN A HALF			THREE-POINT FIELD GOAL PERCENTAGE (MINIMUM 15 ATT.)			OFFENSIVE REBOUNDS		
1.	67	Tusculum (2/10/73) 2nd half	1.	.700	(14-20) North Texas 12/31/16	1.	32	at Wyoming 11/15/05
2.	66	St Leo (1/28/75) Second Half	2.	.667	(10-15) Kentucky 12/19/87	2.	31	at N.C. A&T 11/27/90
	66	at West Virginia (1/25/90) 2nd half		.667	(10-15) Marshall 1/21/16		31	vs. Navy 12/28/90
	66	UNCW (11/29/90) 2nd half	4.	.611	(11-18) at App. State 12/19/15	4.	29	UAB 1/3/91
	66	West Virginia (12/21/90) 2nd half	5.	.583	(14-24) UTEP 2/15/18		29	Coastal Carolina 12/1/94
	66	vs Navy (12/28/90) 1st half	6.	.579	(11-19) at Florida Atlantic 1/12/19		29	Marquette 2/15/97
	66	vs. Rice (2/11/16) 2nd half	7.	.565	(13-23) at North Texas 2/13/20	7.	28	UNC Wilmington 11/29/90
8.	65	Baptist (1/15/77) 1st half	8.	.560	(14-25) at Louisville 1/22/00		28	Appalachian State 12/5/90
9.	63	at Baptist (12/18/76) 1st Half	9.	.533	(16-30) DePaul 2/28/01		28	at Louisville 2/3/94
	63	at South Alabama (1/5/91) 2nd half	10.	.529	(9-17) Old Dominion 1/27/18	10.	27	UNC Asheville 12/31/05
FIELD GOALS MADE			FREE THROWS MADE			ASSISTS		
1.	56	Baptist 2/19/76	1.	47	Campbell 12/13/83	1.	37	Samford 1/18/75
2.	55	Baptist 1/15/74	2.	34	at Tennessee Tech 12/1/70	2.	36	Baptist 1/15/74
3.	53	Paine 12/11/73		34	at Florida Atlantic 1/23/21	3.	35	Southern Tech 12/14/74
4.	52	Georgia College 11/27/76	4.	33	6 times	4.	34	Presbyterian 12/5/73
5.	51	Tusculum 2/10/73			Latest vs. UTSA 2/25/16	5.	33	Md. Eastern Shore 1/10/76
	51	Southern Tech 12/14/74	10.	32	at East Carolina 2/7/04	6.	32	Paine 12/11/73
7.	50	Presbyterian 12/5/73		32	La Salle 1/31/07	7.	31	Houston 2/28/98
	50	St Leo 1/28/75		32	vs. Pepperdine 12/29/00	8.	30	vs. Richmond 12/28/73
	50	Md. Eastern Shore 1/10/76					30	Pitts-Johnstown 2/28/74
	50	Presbyterian 2/14/76					30	Hardin Simmons 12/4/74
	50	Baptist 1/15/77					30	Baptist 1/15/77
FIELD GOALS ATTEMPTED			FREE THROWS ATTEMPTED			STEALS		
1.	105	at Georgia State 3/4/74	1.	59	Campbell 12/13/83	1.	29	St Leo 1/28/75
2.	103	Bryan 12/5/70	2.	53	at Clemson 12/15/90	2.	25	vs Centenary 12/4/92
	103	Appalachian State 12/5/90	3.	49	South Carolina St 11/13/10	3.	23	UNC Wilmington 11/29/90
4.	101	Baptist 2/19/76	4.	48	at East Carolina 2/7/04		23	Long Beach St. 11/22/02
5.	99	Tusculum 2/10/73	5.	46	La Salle 1/29/11	5.	21	Baptist 1/15/77
6.	97	Presbyterian 2/14/76		46	vs. Penn St 11/20/14		21	Appalachian St. 12/5/90
7.	96	vs. Navy 12/28/90	7.	45	Western Kentucky 2/17/90	7.	20	Rollins 12/3/77
8.	95	Paine 12/11/73		45	Memphis 1/10/99		20	Longwood 11/27/87
9.	94	Baptist 1/15/77	9.	44	at G. Washington 12/29/01		20	vs. Navy 12/28/90
10.	93	Southern Tech 12/14/74	10.	43	South Alabama 1/13/91	10.	19	College of Charleston 12/9/74
FIELD GOAL PERCENTAGE (MIN. 50 ATTEMPTS)			FREE THROW PERCENTAGE (MIN. 20 ATTEMPTS)			BLOCKS		
1.	.691	(38-55) Biscayne 12/20/80	1.	.955	(21-22) at App. St 2/12/72	1.	13	Methodist 1/3/85
2.	.688	(42-61) at UNCW 1/21/78		.955	(21-22) WKU 1/13/18	2.	12	Davidson 2/15/94
3.	.686	(48-70) vs. Richmond 12/28/73	3.	.938	(30-32) Florida Atlantic 3/3/18		12	N.C. A&T 11/24/03
4.	.667	(38-57) at Long Beach St 11/24/01	4.	.919	(34-37) at Tenn.Tech 12/1/70	4.	11	Georgia State 1/25/75
5.	.660	(33-50) USF 2/20/88	5.	.917	(22-24) Tusculum 2/10/73		11	VCU 3/3/94
6.	.656	(40-61) at Eastern Ky, 11/29/75		.917	(22-24) at St Bonaventure 2/9/08		11	Georgia Southern 3/14/06
7.	.654	(34-52) Longwood 1/8/87	8.	.913	(21-23) Bryan 12/2/72	7.	10	NC A&T 1/8/76
8.	.653	(49-75) Eastern Ky. 12/1/76	9.	.900	(36-40) vs. Davidson 12/8/79		10	UNC Wilmington 1/31/77
9.	.642	(34-53) vs. WKU 3/3/90	10.	.893	(25-28) South Florida 1/15/83		10	at Georgia State 12/9/87
10.	.638	(44-69) Buffalo 1/3/83		.893	(25-28) at G. Washington 12/20/97		10	Saint Louis 1/11/97
				.893	(25-28) Cincinnati 2/5/05		10	Gardner Webb 12/22/07
THREE-POINT FIELD GOAL MADE			REBOUNDS			FEWEST TURNOVERS		
1.	17	South Carolina 12/2/00	1.	68	Methodist 1/3/85	1.	3	South Florida 2/15/81
	17	at App State 11/25/02	2.	65	Baptist 2/19/76	2.	4	Luther Rice 1/30/71
	17	Rice 2/11/16		64	vs. Navy 12/28/90		4	Old Dominion 1/21/17
4.	16	Miami 11/28/00	4.	63	Stony Brook 1/12/76	4.	5	vs South Carolina 12/6/96
	16	DePaul 2/28/01	5.	62	Hardin Simmons 12/4/74		5	Memphis 2/17/01
6.	15	at Butler 1/27/92		62	Wisc.-Superior 12/6/80		5	at Saint Joseph's 3/6/12
	15	at South Florida 2/13/00	7.	61	at Wyoming 11/15/05			
	15	Temple 2/8/06	8.	59	Georgia State 1/18/82			
	15	USC Upstate 11/22/16		59	at N.C. A&T 11/27/90			
10.	14	8 times		59	Davidson 1/3/93			
		Latest at UAB 2/9/19						



POINTS	
GAME:	
40	Bobby Potts vs. Jacksonville, 2/10/82
39	Leemire Goldwire at St. Bona, 2/9/08
39	Curtis Withers at Saint Louis, 2/12/05
38	Jon Davis vs. Marshall, 1/11/18
37	Jon Davis vs Marshall, 1/5/19
37	Jon Davis vs. FIU, 3/1/18
37	Byron Dinkins vs. UAB, 2/15/88
36	Leemire Goldwire vs. St. Joe's, 1/16/08
36	Lew Massey vs. Jacksonville, 1/28/78
SEASON:	
413	Jon Davis (18 games), 2019
395	DeMarco Johnson (19 games), 1998
372	Byron Dinkins (17 games), 1988
AVG.:	
22.9	Jon Davis, 2019
22.2	Bobby Potts, 1982
21.9	Byron Dinkins, 1988
CAREER:	
1359	Jon Davis (72 games), 2016-19
1265	Henry Williams (61 games), 1989-92
1214	DeMarco Johnson (64 games), 1995-98
AVG.:	
21.8	Henry Williams, 1989-92

REBOUNDS	
GAME:	
22	Cedric Ball vs. South Fla., 1/4/90
21	Curtis Withers vs. Dayton, 2/4/06
21	Joseph Uchebo vs. Marshall, 1/21/16
20	Joseph Uchebo vs. La. Tech, 1/9/16
19	Joseph Uchebo vs. UAB, 1/16/16
19	Joseph Uchebo vs. ODU, 2/6/16
19	Joseph Uchebo vs. North Texas, 3/5/16
18	Joseph Uchebo vs. Middle Tenn., 1/14/16
SEASON:	
239	Joseph Uchebo (18 games), 2016
181	Curtis Withers (16 games), 2006
170	Cedric Ball (16 games), 1990
AVG.:	
13.3	Joseph Uchebo (18 games), 2016
11.3	Curtis Withers (16 games), 2006
10.8	Jarvis Lang, 1994
CAREER:	
501	Jarvis Lang, 1990-91; '92-95
489	DeMarco Johnson, 1995-98
444	Chris Braswell, 2009-13
AVG.:	
9.5	Jarvis Lang, 1990-91; '92-95

ASSISTS	
GAME:	
18	Sean Colson vs. Houston, 2/28/98 (rec)
17	Sean Colson at Houston, 2/8/97
15	DiJuan Harris vs. G.Wash, 2/14/09
SEASON:	
157	Sean Colson (18 games), 1998
132	DiJuan Harris (16 games), 2009
118	Sean Colson (17 games), 1997
AVG.:	
8.72	Sean Colson, 1998
8.25	DiJuan Harris, 2009

CAREER:	
331	Jon Davis, 2016-19
290	Pierria Henry, 2011-15
275	Sean Colson, 1997-98
AVG.:	
7.9	Sean Colson, 1997-98

BLOCKS	
GAME:	
8	Sam Robson vs. So. Florida, 1/31/89
SEASON:	
46	Jermain Parker (13 games), 1992-95
CAREER:	
87	Ray Gromlowicz (60 gms), 1983-87
CAR. AVG.:	
1.5	Ray Gromlowicz, 1983-87

STEALS	
GAME:	
7	six times (Last: Charlie Coley vs. Richmond, 2/2/08)
SEASON:	
53	Eddie Basden (16 games), 2005
CAREER:	
151	Pierria Henry (64 games), 2011-15
CAR. AVG.:	
2.4	Pierria Henry, 2011-15

THREE-POINT FIELD GOALS	
GAME:	
9	Brendan Plavich vs. TCU, 2/25/04
9	Demon Brown vs. UAB, 1/14/03
SEASON:	
78	Demon Brown, 2002-03
CAREER:	
186	Jobey Thomas, 1998-2002

FIELD GOALS MADE	
GAME:	
18	Bobby Potts vs. Jacksonville (att. 36), 2/10/82
SEASON:	
140	Byron Dinkins (17 games), 1987-88
CAREER:	
438	Jon Davis (72 games), 2016-19

FIELD GOALS ATTEMPTED	
GAME:	
36	Bobby Potts vs. Jacksonville (made 18), 2/10/82
SEASON:	
288	Jon Davis (18 games), 2018-19
CAREER:	
990	Jon Davis (72 games), 2016-19

FIELD GOAL PCT. (AVG. 5 MADE/GAME)	
GAME:	
1.000	(13-13), Kevin King vs. South Alabama, 2/20/78
1.000	(8-8), An'Juan Wilderness at Richmond, 2/20/08
1.000	(8-8), Aly Khalifa at Marshall, 2/19/22
1.000	(7-7), Willie Clayton Rice, 1/17/15

1.000	(7-7), E.J. Drayton at LaSalle, 1/31/07
1.000	(6-6), Amidou Bamba at Marshall, 1/16/20
1.000	(6-6), Anthony Vanhook North Texas, 2/13/16
1.000	(6-6), Charlie Coley at Richmond, 2/2/08
1.000	(6-6), Eddie Basden at Marquette, 1/20/04
1.000	(5-5), Amidou Bamba Middle Tennessee, 1/4/20
1.000	(5-5), Najee Garvin at Marshall, 1/7/17
SEASON:	
.601	(89-148), Dan Plondke, 1987-88
CAREER:	
.594	(164-276), Dan Plondke, 1986-88

FREE THROWS MADE	
GAME:	
16	DeMarco Johnson vs. Tulane (att. 20), 2/9/98
SEASON:	
106	DeMarco Johnson (17 g), 1997
CAREER:	
338	Jon Davis (72 g), 2016-19

FREE THROWS ATTEMPTED	
GAME:	
20	DeMarco Johnson vs. Tulane (made 16), 2/9/98
SEASON:	
131	DeMarco Johnson (19 g), 1998
CAREER:	
423	Jon Davis (72 g), 2016-19

FREE THROW PCT.	
GAME :	
1.000	(12-12), Jon Davis vs. Florida Atlantic, 3/3/18
1.000	(11-11), Jahmir Young vs. FIU, 1/29/21
1.000	(11-11), Henry Williams vs. ODU, 1/9/91
1.000	(10-10), Derrio Green vs. Xavier, 2/2/11
1.000	(10-10), Leemire Goldwire vs. LaSalle, 1/31/07
1.000	(9-9), Leemire Goldwire vs. Dayton, 1/7/06
1.000	(9-9), Jon Davis vs. FIU, 2/4/17
1.000	(9-9), Jon Davis vs. North Texas, 2/2/19
SEASON:	
.938	(45-48), Jobey Thomas, 2000-01
CAREER:	
.855	(147-171), Rod Howard, 1994-97



SINGLE GAME RECORDS

INDIVIDUAL

Points:	32	Ben Basinger vs. St Andrews, 1969
Field Goals:	15	Chad Kinch vs. VCU, 1980
Field Goals Att.:	27	Henry Williams s Southern Miss, 1992
Free Throws:	13	Melvin Johnson vs. UAB, 1983
	13	Jarvis Lang vs. Southern Miss, 1993
Free Throws Att.:	19	Jarvis Lang vs Southern Miss, 1993
Three-PT FGS:	8	Diego Guevara vs. UAB, 2000
	8	Diego Guevara vs. USF, 2001
Three-PT FGA:	14	Leemire Goldwire vs. Dayton, 2007
	14	Leemire Goldwire vs. Temple, 2008
Rebounds:	18	Joseph Uchebo vs. Rice, 2016
Assists:	10	Jon Davis vs. UAB, 2017
Steals:	5	Melvin Watkins vs. Jacksonville, 1977
	5	Bobby Potts vs. USF, 1982
	5	Eddie Basden vs. Tulane, 2004
	5	Jon Davis vs. Middle Tennessee, 2016
Blocks:	5	KenKay Jones vs. Cincinnati, 2001
	5	Phil Scott vs. New Orleans, 1977
Minutes:	48	Mike Milling vs WKU, 1987

TEAM

Points:	95	vs. Western Kentucky, 1987
Field Goals:	40	vs. VCU, 1980
Field Goals Att.:	74	vs. Southern Miss, 1992
Field Goal Pct.:	.642	(34-53) vs. Western Kentucky, 1990
Free Throws:	29	vs. Southern Miss, 1999
Free Throws Att.:	47	vs. Southern Miss, 1993
Free Throw Pct.:	.947	(18-19) vs. Virginia Tech, 1992
Rebounds:	53	vs. DePaul, 1996
Assists:	23	vs. Western Kentucky, 1990
Steals:	12	vs. Tulane, 2004
Three-PT FGS:	13	vs. UAB, 2000
	13	vs. USF, 2001
Three-PT FGA:	38	vs. USF, 2001
Three-Pt FG Pct:	.556	(10-18) vs. Virginia Tech, 1992
Personal Fouls:	29	vs. Western Kentucky, 1987
Blocks:	7	vs. Southern Miss, 1995
	7	vs. Cincinnati, 2001

MULTIPLE GAME RECORDS

INDIVIDUAL

Points:	79	Henry Williams, 1992 (3 Games)
Field Goals:	27	DeMarco Johnson, 1998 (3 Games)
Field Goals Att.:	57	Byron Dinkins, 1988 (3 Games)
Free Throws:	20	DeMarco Johnson, 1997 (3 Games)
Free Throws Att.:	27	Kelvin Price, 1999(4 Games)
Three-PT FGS:	13	Henry Williams, 1992 (3 Games)
Three-PT FGA:	38	Leemire Goldwire, 2008 (3 Games)
Rebounds:	35	Galen Young, 1999 (4 Games)
Assists:	19	Sean Colson, 1997 (3 Games)
Steals:	8	Sean Colson, 1997 (3 Games)
Blocks:	5	Curtis Withers, 2004 (2 Games)
Minutes:	136	Kelvin Price, 1999 (4 Games)

TEAM

Games:	4	1999
Points:	281	1999 (4 Games)
Field Goals:	93	1999 (4 Games)
Field Goals Att.:	213	1999 (4 Games)
Free Throws:	65	1999 (4 Games)
Free Throws Att.:	93	1999 (4 Games)
Three-PT FGS:	30	1999 (4 Games)
Three-PT FGA:	78	2001 (3 Games)
Assists:	52	1999 (4 Games)
Steals:	24	1999 (4 Games)
Personal Fouls:	65	1999 (4 Games)
Blocks:	17	2000 (3 Games)

GAME RECORDS BY OPPONENTS

Points:	45	Wayne Proffitt, Lynchburg, 1965
Field Goals:	15	Wayne Proffitt, Lynchburg, 1965
Field Goals Att.:	24	Eric Holmes, UAB, 2000
Free Throws:	15	Wayne Proffitt (15-15), Lynchburg, 1965
Free Throws Att.:	15	Wayne Proffitt, Lynchburg, 1965
Three-PT FGS:	6	Eric Holmes (6-13), UAB, 2000
Rebounds:	15	Mark Tyndale, Temple, 2008
Assists:	9	Rolando Lamb, VCU, 1985
	9	Dallas Dale, Southern Miss, 1992
Steals:	5	Gee Gervin, Houston, 1999
Minutes:	49	Brett McNeal, WKU, 1987



NCAA

(77, 88, 92, 95, 97, 98, 99, 2001, 02, 04, 05)

SINGLE GAME RECORDS

INDIVIDUAL

Points:	32, Cedric Maxwell vs. Central Michigan, 1977
Field Goals:	11, Cedric Maxwell vs. Michigan and UNLV 11, Chad Kinch vs. UNLV, 1977 11, DeMarco Johnson vs. #1 North Carolina, 1998
Field Goals Att.:	20, Chad Kinch vs. UNLV, 1977 20, Galen Young vs. Oklahoma, 1999
Free Throws:	12, Cedric Maxwell vs. UNLV, 1977
Free Throws Att.:	13, Cedric Maxwell vs. UNLV, 1977
Rebounds:	18, Cedric Maxwell vs. Central Michigan, 1977
Assists:	13, Sean Colson vs. Illinois-Chicago, 1998
Steals:	6, Byron Dinkins vs. Brigham Young, 1988
Minutes:	45, Cedric Maxwell vs. Central Michigan, 1977
Three-Pt. FGM:	5, Brendan Plavich vs. N.C. State, 2005 4, Byron Dinkins vs. BYU, 1988 4, Diego Guevara vs. #1 N. Carolina, 1998
Three-Pt. FGA:	12, Sean Colson vs. #1 North Carolina, 1998
Blocks:	4, Cedric Maxwell vs. Michigan, 1977

TEAM

Points:	94 vs. UNLV, 1977
Field Goals:	36 vs. UNLV, 1977
Field Goals Att.:	78 vs. Brigham Young, 1988
Field Goal Pct.:	.566 vs. Syracuse, 1977
Free Throws:	23 vs. Georgetown, 1997
Free Throws Att.:	34 vs. Georgetown, 1997
Free Throw Pct.:	.857 (18-21) vs. Stanford, 1995
Rebounds:	51 vs. UNLV, 1977 vs. Rhode Island, 1999
Assists:	18 vs. Brigham Young, 1988 vs. #1 North Carolina, 1998
Steals:	13 vs. Georgetown, 1997
Three-Pt. FGM:	10 vs. Brigham Young, 1988
Three-Pt. FGA:	30 vs. Illinois, 2001
Three-Pt. FG Pct.:	.500 vs. Brigham Young, 1988
Personal Fouls:	25 vs. Oklahoma, 1999
Blocks:	8 vs. Michigan, 1977

MULTIPLE GAME RECORDS

INDIVIDUAL

Points:	123, Cedric Maxwell (1977, 5 games)
Field Goals:	39, Cedric Maxwell (1977, 5 games)
Field Goals Att.:	69, Lew Massey (1977, 5 games)
3FGM:	6, Demon Brown [att. 15] (2001, 2 g)
3FGA:	17, Sean Colson [made 5] (1998, 2 g)
3FG Pct.:	.833, Diego Guevara [5 of 6] (1998, 2 g)
FT:	45, Cedric Maxwell (1977, 5 games)
FTA:	53, Cedric Maxwell (1977, 5 games)
Rebounds:	64, Cedric Maxwell (1977, 5 games)
Assists:	23, Sean Colson (1998, 2 games)
Steals:	10, Cedric Maxwell (1977, 5 games)
Minutes:	202, Cedric Maxwell (1977, 5 games)
Blocks:	10, Cedric Maxwell (1977, 5 games)

TEAM

Games:	5 by 1977 team
Points:	390 by 1977 team (5 games)
Field Goals:	147 by 1977 team (5 games)
Field Goals Att.:	240 by 1977 team (5 games)
Three-Point FGM:	17 by 1998 team (2 games)
Three-Point FGA:	57 by 2001 team (2 games)
Free Throws:	96 by 1977 team (5 games)
Free Throws Att.:	119 by 1977 team (5 games)
Assists:	76 by 1977 team (5 games)
Steals:	41 by 1977 team (5 games)
Personal Fouls:	79 by 1977 team (5 games)
Blocks:	22 by 1977 team (5 games)

GAME RECORDS BY OPPONENTS

Points:	34, Eddie Owens, UNLV, 1977
Field Goals:	14, Eddie Owens, UNLV, 1977
Field Goals Att.:	28, Eddie Owens, UNLV, 1977
Free Throws:	10, Ryan Humphrey, Notre Dame (10-10), 2002
Free Throws Att.:	12, Alex Spaulding, Oklahoma (made 5), 1999
Three-Pt. Made:	6, Shammond Williams, No. Caro. (att. 9), 1998 6, Eric Martin, Oklahoma (att. 9), '99
Rebounds:	16, Jerome Whitehead, Marquette, '77
Assists:	9, Andre Miller, Utah, 1997
Steals:	5, Ricky Green, Michigan, 1977
Minutes:	43, Shammond Williams, UNC, 1998 43, Preston Murphy, Rhode Island, 99 43, Ant. Reynolds-Dean, URI, 99



N.I.T.

('76, 89, 94, 00, 06, 08, 13)

SINGLE GAME RECORDS

INDIVIDUAL

Points:	30, Cedric Maxwell vs. Oregon, 1976
Field Goals:	11, Lew Massey vs. San Francisco, 1976
Field Goals Att.:	23, Lew Massey vs. San Francisco, 1976 23, Lew Massey vs. N.C. State, 1976
Free Throws:	14, Cedric Maxwell vs. Oregon, 1976
Free Throws Att.:	17, Cedric Maxwell vs. Oregon, 1976
Rebounds:	16, Curtis Withers vs. Georgia Southern, 2006 15, Curtis Withers vs. Cincinnati, 2006 15, Cedric Maxwell vs. San Francisco, 1976
Assists:	9, Bob Ball vs. N.C. State, 1976
Steals:	5, James Zimmerman at Mississippi, 2000
Minutes:	45, Cedric Maxwell vs. San Francisco, 1976
Three-Pt. FGs:	6, Shanderic Downs at Duquesne, 1994
Three-Pt. FGA:	14, Roderick Howard at Duquesne, 1994
Three-Pt. FG%:	.857 (6 of 7), Shanderic Downs at Duquesne, 1994
Blocks:	5, Chris Nance vs. Georgia Southern, 2006

TEAM

Points:	80 at Cincinnati, 2006 80 vs. N.C. State, 1976
Field Goals:	30 vs. San Francisco, 1976
Field Goals Att.:	82 at Cincinnati, 2006
Field Goal Pct.:	.531 vs. Oregon, 1976
Free Throws:	28 vs. N.C. State, 1976
Free Throws Att.:	37 vs. N.C. State, 1976
Free Throw Pct.:	.824 vs. N.C. State, 1976
Rebounds:	49 vs. Georgia Southern, 2006
Assists:	19 vs. N.C. State, 1976
Steals:	10 vs. Oregon, 1976; at Mississippi, 2000
Three-Pt. FGs:	11 at Duquesne, 1994
Three-Pt. FGA:	29 at Cincinnati, 2006
Three-Pt. FG Pct.:	.444 vs. Connecticut, 1989
Personal Fouls:	23 vs. San Francisco, 1976
Blocks:	11 vs. Georgia Southern, 2006

MULTIPLE GAME RECORDS

INDIVIDUAL

Points:	109, Cedric Maxwell (1976, 4 games)
Field Goals:	34, Lew Massey (1976, 4 games)
Field Goals Att.:	73, Lew Massey (1976, 4 games)
Free Throws:	47*, Cedric Maxwell (1976, 4 games)
Free Throws Att.:	53*, Cedric Maxwell (1976, 4 games)
Rebounds:	46, Cedric Maxwell (1976, 4 games)
Assists:	20, Bob Ball (1976, 4 games)
Steals:	9, Cedric Maxwell (1976, 4 games)
Minutes:	165, Cedric Maxwell (1976, 4 games)

*Maxwell broke NIT record for free throws made & attempted.

TEAM

Games:	4 by 1976 team
Points:	305 by 1976 team (4 games)
Field Goals:	106 by 1976 team (4 games)
Field Goals Att.:	215 by 1976 team (4 games)
Free Throws:	93 by 1976 team (4 games)
Free Throws Att.:	120 by 1976 team (4 games)
Assists:	64 by 1976 team (4 games)
Steals:	25 by 1976 team (4 games)
Personal Fouls:	79 by 1976 team (4 games)

GAME RECORDS BY OPPONENTS

Points:	28, Derrick Alston, Duquesne, 1994
Field Goals:	11, Gregg Ballard, Oregon, 1976; Cliff Robinson, UConn, 1989; Derrick Alston, Duquesne, 1994
Field Goals Att.:	23, Gregg Ballard, Oregon, 1976
Free Throws:	8, Eric Hicks, Cincinnati, 2006
Free Throws Att.:	11, Eric Hicks, Cincinnati, 2006
Rebounds:	18, Eric Hicks, Cincinnati, 2006
Assists:	8, Jihad Muhammad, Cincinnati, 06 8, Al Green, N.C. State, 1976
Steals:	8, Ron Lee, Oregon, 1976



POINTS PER GAME

Year	Player, Pos.	Class	Games	FG-A	Pct.	3FG-A	3Pct.	FT-A	Pct.	Reb-Avg.	Pts.-Avg.
2022-23	Brice Williams, G	Jr.	36	170-355	.479	58-146	.397	97-115	.843	190-5.3	495-13.8
2021-22	Jahmir Young, G	Jr.	31	210-449	.468	56-164	.341	132-148	.892	183-5.9	608-19.6
2020-21	Jahmir Young, G	So.	25	140-331	.423	45-133	.338	126-151	.834	123-4.9	451-18.0
2019-20	Jordan Shepherd, G	Jr.	27	135-299	.452	22-75	.293	85-119	.714	86-3.2	377-14.0
2018-19	Jon Davis, G	Sr.	29	191-441	.433	73-216	.338	175-205	.854	130-4.5	630-21.7
2017-18	Jon Davis, G	Jr.	29	159-406	.329	48-146	.329	143-181	.790	110-3.8	509-17.6
2016-17	Jon Davis, G	So.	30	196-407	.482	49-129	.380	147-188	.782	103-3.4	588-19.6
2015-16	Braxton Ogbueze, G	Jr.	32	160-383	.418	109-255	.427	50-66	.758	76-2.3	479-14.5
2014-15	Torin Dorn, G	Fr.	32	147-291	.505	27-79	.342	63-96	.656	117-3.7	384-12.0
2013-14	Pierria Henry, G	Jr.	30	124-303	.409	31-98	.316	91-129	.705	153-5.1	370-12.3
2012-13	Chris Braswell, F	Sr.	32	132-284	.465	13-51	.255	103-138	.746	175-5.5	380-11.9
2011-12	Chris Braswell, F	Jr.	29	162-317	.511	15-49	.306	118-152	.776	220-7.6	457-15.8
2010-11	Derrio Green, G	Jr.	30	120-359	.334	56-207	.271	95-118	.805	105-3.5	391-13.0
2009-10	Shamari Spears, G	Jr.	30	176-379	.464	7-22	.318	121-158	.766	178-5.9	480-16.0
2008-09	Lamont Mack, F	Sr.	31	160-423	.378	64-201	.318	88-124	.710	178-5.7	472-15.2
2007-08	Leemire Goldwire, G	Sr.	34	194-250	.373	128-371	.345	118-146	.808	149-4.4	634-18.6
2006-07	De'Angelo Alexander, G	Sr.	30	177-443	.400	78-233	.335	96-122	.787	215-7.2	528-17.6
2005-06	De'Angelo Alexander, G	Jr.	32	181-447	.405	96-224	.429	87-119	.731	195-6.1	545-17.0
2004-05	Curtis Withers, F	Jr.	28	175-374	.468	22-52	.423	131-198	.662	228-8.1	503-18.0
2003-04	Curtis Withers, F	So.	28	155-321	.483	11-32	.344	136-198	.687	265-9.5	457-16.3
2002-03	Demon Brown, G	Jr.	29	158-420	.376	137-350	.391	34-57	.596	75-2.6	487-16.8
2001-02	Jobey Thomas, G	Sr.	30	174-402	.433	110-254	.433	98-109	.899	95-3.2	556-18.5
2000-01	Rodney White, F	Fr.	28	188-386	.487	33-95	.347	114-160	.713	182-6.5	523-18.7
1999-00	Jobey Thomas, G	So.	33	168-396	.424	81-239	.339	43-54	.796	104-3.2	460-13.9
1998-99	Galen Young, G/F	Sr.	34	170-414	.411	24-71	.338	136-194	.701	245-7.2	500-14.7
1997-98	DeMarco Johnson, F	Sr.	32	238-475	.501	18-50	.360	159-204	.779	280-9.0	653-21.1
1996-97	DeMarco Johnson, F	Jr.	31	196-417	.470	11-36	.306	181-229	.790	263-8.5	584-18.8
1995-96	DeMarco Johnson, F	So.	29	206-413	.499	5-24	.208	109-164	.605	254-8.8	526-18.1
1994-95	Jarvis Lang, F	Sr.	28	156-336	.464	19-46	.413	128-169	.757	250-8.9	459-16.4
1993-94	Jarvis Lang, F	Jr.	28	167-298	.560	0-3	.000	125-168	.744	283-10.1	459-16.4
1992-93	Jarvis Lang, F	So.	27	122-268	.455	0-5	.000	125-188	.665	200-7.4	369-13.7
1991-92	Henry Williams, G	Sr.	32	207-447	.463	105-244	.430	146-178	.820	108-3.4	665-20.8
1990-91	Henry Williams, G	Jr.	27	193-453	.426	72-212	.340	125-150	.833	85-3.0	583-21.6
1989-90	Henry Williams, G	So.	30	209-505	.414	84-210	.400	128-154	.831	106-3.5	630-21.0
1988-89	Byron Dinkins, G	Sr.	29	200-457	.438	36-130	.277	73-112	.652	107-3.7	509-17.6
1987-88	Byron Dinkins, G	Jr.	29	236-462	.511	50-111	.451	100-137	.730	86-3.0	622-21.5
1986-87	Byron Dinkins, G	So.	32	157-395	.398	53-164	.327	64-92	.696	90-2.8	431-13.5
1985-86	Michael Milling, F	Jr.	28	244-531	.460	--	--	60-84	.714	215-7.7	548-19.6
1984-85	Clinton Hinton, F	Fr.	28	168-335	.503	--	--	135-180	.750	207-7.4	471-16.8
1983-84	Melvin Johnson, F	Sr.	27	213-384	.555	--	--	103-137	.752	234-8.7	529-19.6
1982-83	Melvin Johnson, F	Jr.	24	170-329	.517	4-12	.333	111-140	.792	176-6.3	455-16.3
1981-82	Bobby Potts, F	Sr.	27	215-465	.462	--	--	134-164	.817	161-6.0	564-20.9
1980-81	Phil Ward, G	Jr.	27	155-336	.461	--	--	77-112	.688	97-3.6	387-14.3
1979-80	Chad Kinch, G	Sr.	27	212-414	.512	--	--	87-110	.791	108-4.0	511-18.9
1978-79	Chad Kinch, G	Jr.	27	228-487	.468	--	--	100-129	.775	99-3.7	556-20.6
1977-78	Lew Massey, F	Sr.	26	232-489	.474	--	--	102-134	.761	178-6.8	566-21.8
1976-77	Cedric Maxwell, C	Sr.	31	244-381	.640	--	--	202-263	.768	376-12.1	690-22.2
1975-76	Lew Massey, F	So.	30	293-577	.507	--	--	91-118	.771	229-7.6	677-22.5
1974-75	George Jackson, G	Sr.	24	248-480	.516	--	--	94-115	.817	63-2.6	590-24.5
1973-74	Robert Earl Blue, F	Sr.	26	191-404	.472	--	--	74-95	.778	160-6.1	456-17.5
1972-73	Robert Earl Blue, F	Jr.	26	203-461	.440	--	--	134-170	.788	188-7.2	540-20.8
1971-72	Robert Earl Blue, F	So.	25	196-451	.435	--	--	148-191	.775	173-6.9	540-21.6
1970-71	Norris Dae, F	Jr.	23	119-261	.456	--	--	82-114	.719	204-8.9	320-13.9
1969-70	Norris Dae, F	So.	28	185-442	.418	--	--	72-106	.679	417-14.8	442-15.8
1968-69	Ben Basinger, C	Jr.	22	149-330	.451	--	--	58-97	.598	211-9.6	356-16.5

Bold Indicates school single-season record holder in each category



REBOUNDS

Year	Player, Pos.	Reb.	Avg.
2022-23	Aly Khalifa, C	214	6.3
2021-22	Austin Butler, G	185	6.0
2020-21	Jahmir Young, G	123	4.9
2019-20	Jahmir Young, G	151	5.2
2018-19	Milos Supica, F	136	4.7
2017-18	Najee Garvin, F	145	5.0
2016-17	Anthony Vanhook, F	164	6.1
2015-16	Joseph Uchebo, C	380	11.5
2014-15	Mike Thorne Jr., C	235	7.3
2013-14	Willie Clayton, F	275	8.9
2012-13	Willie Clayton, F	206	6.2
2011-12	Chris Braswell, F	220	7.6
2010-11	Chris Braswell, F	207	6.9
2009-10	Chris Braswell, F	266	8.6
2008-09	Charlie Coley, F	211	6.8
2007-08	Charlie Coley, F	210	6.2
2006-07	E.J. Drayton, F	253	8.4
2005-06	Curtis Withers, F	362	11.3
2004-05	Eddie Basden, F/G	245	8.4
2003-04	Curtis Withers, F	265	9.5
2002-03	Eddie Basden, F/G	200	6.9
2001-02	Cam Stephens, F	270	9.3
2000-01	Cam Stephens, F	248	7.8
1999-00	Tremaine Gardner, F	235	7.3
1998-99	Galen Young, G/F	245	7.2
1997-98	DeMarco Johnson, F	280	9.0
1996-97	DeMarco Johnson, F	263	8.5
1995-96	DeMarco Johnson, F	254	8.8
1994-95	Jarvis Lang, F	250	8.9
1993-94	Jarvis Lang, F	283	10.1
1992-93	Rodney Odom, C	244	8.7
1991-92	Rodney Odom, C	253	7.9
1990-91	Jarvis Lang, F	298	10.6
1989-90	Cedric Ball, F	271	9.4
1988-89	Cedric Ball, F	215	7.4
1987-88	Dan Plondke, C	211	6.8
1986-87	Ronnie Bellamy, F	218	6.8
1985-86	Michael Milling, F	215	7.7
1984-85	Leroy Smith, F	254	9.8
1983-84	Melvin Johnson, F	234	8.7
1982-83	Emery Atkinson, F	196	7.0
1981-82	Melvin Johnson, F	185	6.9
1980-81	Melvin Johnson, F	145	5.4
1979-80	Bobby Potts, F	167	6.2
1978-79	Kevin King, F	187	6.9
1977-78	Kevin King, F	201	7.4
1976-77	Cedric Maxwell, C	376	12.1
1975-76	Cedric Maxwell, C	350	12.0
1974-75	Cedric Maxwell, C	230	8.8
1973-74	Jon Heath, F	222	8.5
1972-73	Robert Earl Blue, F	188	7.2
1971-72	Robert Earl Blue, F	173	6.9
1970-71	Norris Dae, F	204	8.9
1969-70	Norris Dae, F	417	14.8
1968-69	Ben Basinger, C	211	9.6
1967-68	Bob Lemond, F	218	12.2

ASSISTS (SINCE 1973-74)

Year	Player, Pos	Ast.	Avg.
2022-23	Lu'Cye Patterson, G	99	2.8
2021-22	Jahmir Young, G	114	3.7
2020-21	Jordan Shepherd, G	72	2.9
2019-20	Jordan Shepherd, G	112	4.1
2018-19	Jon Davis, G	107	3.6
2017-18	Jon Davis, G	160	5.5
2016-17	Jon Davis, G	126	4.2
2015-16	Jon Davis, G	154	4.7
2014-15	Pierria Henry, G	173	5.4
2013-14	Pierria Henry, G	175	5.8
2012-13	Pierria Henry, G	122	3.7
2011-12	Pierria Henry, G	96	3.4
2010-11	Derrio Green, G	114	3.8
2009-10	DiJuan Harris, G	143	4.6
2008-09	DiJuan Harris, G	223	7.2
2007-08	DiJuan Harris, G	108	3.2
2006-07	Leemire Goldwire, G	82	2.7
2005-06	Mitchell Baldwin, G	142	4.4
2004-05	Eddie Basden, F/G	108	3.7
2003-04	Demon Brown, G	115	4.0
2002-03	Curtis Nash, G	95	3.3
2001-02	Demon Brown, G	125	4.2
2000-01	Demon Brown, G	128	4.0
1999-00	Diego Guevara, G	108	3.7
1998-99	Diego Guevara, G	125	3.8
1997-98	Sean Colson, G	231	7.9
1996-97	Sean Colson, G	196	6.3
1995-96	Ponce James, G	104	3.6
1994-95	Roderick Howard, G	87	3.1
1993-94	Delano Johnson, G	166	5.7
1992-93	Cedrick Broadhurst, G	120	4.3
1991-92	Henry Williams, G	130	4.1
1990-91	Delano Johnson, G	148	5.3
1989-90	Henry Williams, G	123	4.1
1988-89	Byron Dinkins, G	207	7.0
1987-88	Jeff West, G	184	6.0
1986-87	Byron Dinkins, G	123	3.8
1985-86	Keith Williams, G	122	4.4
1984-85	Keith Williams, G	109	4.0
1983-84	Keith Williams, G	163	6.3
1982-83	Randy Davis, G	170	6.1
1981-82	Phil Ward, G	147	5.7
1980-81	Donnie Koonce, G	103	3.8
1979-80	Chad Kinch/Phil Ward	87	3.2
1978-79	Kevin King, F	84	3.1
1977-78	Chad Kinch, G	73	2.9
1976-77	Melvin Watkins, G	187	6.0
1975-76	Bob Ball, G	140	4.7
1974-75	Bob Ball, G	88	3.4
1973-74	Rick Dobson, G	96	3.7

STEALS (SINCE 1977-78)

Year	Player, Pos.	Stl.	Avg.
2022-23	Montre' Gipson, G	38	1.1
2021-22	Jahmir Young, G	34	1.1
2020-21	Jordan Shepherd, G	34	1.4
2019-20	Malik Martin, G	48	1.7
2018-19	Malik Martin, G	29	1.0
2017-18	Andrien White, G	42	1.6
2016-17	Andrien White, G	42	1.4
2015-16	Andrien White, G	53	1.6
2014-15	Pierria Henry, G	76	2.4
2013-14	Pierria Henry, G	64	2.1
2012-13	Pierria Henry, G	84	2.5
2011-12	Pierria Henry, G	72	2.6
2010-11	Jamar Briscoe, G	44	1.5
2009-10	Derrio Green, G	46	1.5
2008-09	Charlie Coley, F	51	1.6
2007-08	Leemire Goldwire, G	70	2.1
2006-07	Leemire Goldwire, G	39	1.3
2005-06	Leemire Goldwire, G	58	1.8
2004-05	Eddie Basden, F/G	93	3.2
2003-04	Eddie Basden, F/G	68	2.3
2002-03	Eddie Basden, F/G	61	2.1
2001-02	Demon Brown, G	45	1.5
2000-01	James Zimmerman, G/F	42	1.3
1999-00	James Zimmerman, G/F	52	1.6
1998-99	Galen Young, G/F	52	1.5
1997-98	Kelvin Price, C	45	1.5
1996-97	Sean Colson, G	49	1.6
1995-96	Ponce James, G	45	1.6
1994-95	Jarvis Lang, F	30	1.1
1993-94	Jarvis Lang, F	36	1.3
1992-93	Cedrick Broadhurst, G	51	1.8
1991-92	Delano Johnson, G	53	1.7
1990-91	Delano Johnson, G	77	2.8
1989-90	Henry Williams, G	51	1.7
1988-89	Byron Dinkins, G	44	1.5
1987-88	Jeff West, G	47	1.5
1986-87	Keith Williams, G	57	2
1985-86	Keith Williams, G	53	1.9
1984-85	Keith Williams, G	72	2.7
1983-84	Keith Williams, G	54	2.1
1982-83	Randy Davis, G	44	1.6
1981-82	Phil Ward, G	52	2
1980-81	Phil Ward, G	57	2.1
1979-80	Phil Ward, G	61	2.3
1978-79	Phil Ward, G	51	1.9
1977-78	Kevin King, F	64	2.4

Bold Indicates school single-season record holder in each category

YEARLY LEADERS

**BLOCKS (SINCE 1977-78)**

Year	Player, Pos.	Blk.	Avg.
2022-23	Aly Khalifa, C	22	0.61
2021-22	Aly Khalifa, C	24	0.77
2020-21	Jhery Matos, G	14	0.56
2019-20	Amidou Bamba, F	26	0.90
2018-19	Milos Supica, F	15	0.52
	Dravon Mangum, F	15	0.52
2017-18	Jailan Haslem, C	13	0.44
2016-17	Anthony Vanhook, F	14	0.52
2015-16	Joseph Uchebo, C	22	0.67
2014-15	Mike Thorne Jr, C	29	0.90
2013-14	Mike Thorne Jr, C	23	0.74
2012-13	Chris Braswell, F	24	0.75
2011-12	Chris Braswell, F	36	1.2
2009-10	Phil Jones, C	65	2.1
2008-09	Phil Jones, C	43	1.4
2007-08	Charlie Coley, F	46	1.4
2006-07	Courtney Williams, C	20	0.7
2005-06	Curtis Withers, F	28	0.9
2004-05	Martin Iti, C	48	1.7
2003-04	Martin Iti, C	35	1.2
2002-03	Curtis Withers, F	22	0.8
2001-02	Cam Stephens, F	25	0.9
2000-01	KenKay Jones, C	29	1.1
1999-00	KenKay Jones, C	28	0.9
1998-99	Kelvin Price, C	27	0.8
1997-98	DeMarco Johnson, F	18	0.6
1996-97	Alexander Kuehl, C	48	1.5
1995-96	DeMarco Johnson, F	17	0.6
	Alexander Kuehl, C	17	1.0
1994-95	Jermain Parker, C	94	3.4
1993-94	Jermain Parker, C	76	2.6
1992-93	Rodney Odom, C	28	1.0
1991-92	Rodney Odom, C	36	1.1
1990-91	Jarvis Lang, F	27	1.0
1989-90	Cedric Ball, F	18	0.6
1988-89	Sam Robson, C	79	2.7
1987-88	Dan Plondke, C	32	1.0
1986-87	Ray Gromlowicz, C	67	2.1
1985-86	Ray Gromlowicz, C	74	2.6
1984-85	Ray Gromlowicz, C	30	1.1
1983-84	Emery Atkinson, F	27	1.0
1982-83	Melvin Johnson, F	27	1.0
1981-82	Melvin Johnson, F	17	0.6
1980-81	Melvin Johnson, F	19	0.7
1979-80	Phil Scott, G	18	1.6
1977-78	Phil Scott, F	16	0.8

FIELD GOAL PCT. (MIN. 150 ATT.)

Year	Player, Pos.	FG-A	Pct.
2022-23	Aly Khalifa, C	159-311	.511
2021-22	Austin Butler, G	147-284	.518
2020-21	Brice Williams, G	86-182	.473
2019-20	Jordan Shepherd, G	135-299	.452
2018-19	Milos Supica, F	84-160	.525
2017-18	Najee Garvin, F	79-171	.462
2016-17	Jon Davis, G	196-407	.482
2015-16	Joseph Uchebo, C	181-310	.584
2014-15	Willie Clayton, F	96-169	.568
2013-14	Willie Clayton, F	127-214	.593
2012-13	Willie Clayton, F	113-195	.579
2011-12	Chris Braswell, F	162-317	.511
2010-11	An'Juan Wilderness, F	80-165	.485
2009-10	Chris Braswell, F	98-211	.464
2008-09	Charlie Coley, F	111-233	.476
2007-08	Charlie Coley, F	119-237	.502
2006-07	E.J. Drayton, F	137-284	.482
2005-06	Curtis Withers, F	181-403	.449
2004-05	Eddie Basden, F/G	155-318	.487
2003-04	Eddie Basden, F/G	105-196	.536
2002-03	Curtis Withers, F	104-264	.394
2001-02	Cam Stephens, F	153-298	.513
2000-01	Rodney White, F	188-386	.487
1999-00	KenKay Jones, C	75-158	.475
1998-99	Kelvin Price, C	161-323	.498
1997-98	Kelvin Price, C	117-212	.552
1996-97	D. Johnson, F	196-417	.470
1995-96	D. Johnson, F	206-413	.499
1994-95	Jermain Parker, C	112-191	.586
1993-94	Jarvis Lang, F	167-298	.560
1992-93	Rodney Odom, C	132-262	.504
1991-92	Rodney Odom, C	141-279	.505
1990-91	Jarvis Lang, F	195-411	.474
1989-90	Cedric Ball, F	131-277	.562
1988-89	Cedric Ball, F	125-200	.568
1987-88	Dan Plondke, C	161-277	.581
1986-87	Dan Plondke, C	133-225	.591
1985-86	Keith Williams, G	158-300	.527
1984-85	Rodney Abrams, F	96-181	.530
1983-84	Emery Atkinson, F	137-239	.573
1982-83	Emery Atkinson, F	133-261	.508
1981-82	Melvin Johnson, F	125-261	.479
1980-81	Donnie Koonce, G	138-265	.521
1979-80	Chad Kinch, G	212-414	.512
1978-79	Kevin King, F	168-320	.542
1977-78	Kevin King, F	155-291	.533
1976-77	Cedric Maxwell, C	244-381	.640
1975-76	Cedric Maxwell, C	201-371	.541
1974-75	Jon Heath, F	89-163	.546
1973-74	Cedric Maxwell, C	98-154	.636
1972-73	Derek Jones, F	130-262	.496
1971-72	Jerry Boggs, G	116-232	.500
1970-71	Charles Bryson, G	107-212	.505
1969-70	Pete Donahue, F	115-241	.479
1968-69	Jim Turpin, G	108-206	.524
1967-68	Pete Donahue, F	98-182	.538
1966-67	Jerry Anthony, F	87-165	.527

FREE THROW PCT. (MIN. 40 MADE)

Year	Player, Pos.	FT-A	Pct.
2022-23	Brice Williams, G	97-115	.843
2021-22	Jahmir Young, G	132-148	.892
2020-21	Jahmir Young, G	126-151	.834
2019-20	Drew Edwards, G	70-88	.795
2018-19	Jon Davis, G	175-205	.854
2017-18	Austin Ajukwa, G	60-69	.870
2016-17	Austin Ajukwa, G	47-59	.797
2015-16	Curran Scott, G	122-147	.830
2014-15	Braxton Ogbueze	63-76	.829
2013-14	Shawn Lester, G	68-90	.756
2012-13	Chris Braswell, F	103-1380	.746
2011-12	Chris Braswell, F	118-1520	.776
2010-11	Derrio Green, G	95-1180	.805
2009-10	Derrio Green, G	80-980	.816
2008-09	Phil Jones, C	53-700	.757
2007-08	Leemire Goldwire, G	118-146	.808
2006-07	Leemire Goldwire, G	95-1050	.905
2005-06	Leemire Goldwire, G	88-1130	.779
2004-05	E.J. Drayton, F	81-1040	.779
2003-04	Calvin Clemmons, C	55-770	.714
2002-03	Eddie Basden, F/G	60-830	.723
2001-02	Jobey Thomas, G	98-1090	.899
2000-01	Jobey Thomas, G	80-88	.909
1999-00	Diego Guevara, G	67-750	.893
1998-99	Diego Guevara, G	104-1260	.825
1997-98	Sean Colson, G	105-1190	.882
1996-97	Roderick Howard, G	62-700	.886
1995-96	Roderick Howard, G	93-1030	.903
1994-95	Roderick Howard, G	90-1050	.857
1993-94	Andre Davis, G	56-750	.747
1992-93	Andre Davis, G	68-920	.739
1991-92	James Terrell, G	74- 86	.860
1990-91	Henry Williams, G	125-1500	.833
1989-90	Henry Williams, G	128-1540	.831
1988-89	Henry Williams, G	82-1030	.796
1987-88	Frank Persley, G/F	82-1040	.789
1986-87	Jeff West, G	44- 55	.800
1985-86	Jeff West, G	51- 66	.773
1984-85	Clinton Hinton, F	135-180	.750
1983-84	Randy Davis, G	47- 58	.810
1982-83	John Guillickson, G	72- 88	.818
1981-82	Melvin Johnson, F	80- 95	.842
1980-81	Melvin Johnson, F	61- 77	.792
1979-80	Bobby Potts, F	100-114	.877
1978-79	Phil Ward, G	50- 64	.781
1977-78	Jeff Gruber, G	40- 44	.909
1976-77	Jeff Gruber, G	40- 47	.851
1975-76	Cedric Maxwell, C	177-215	.823
1974-75	George Jackson, G	94-115	.817
1973-74	George Jackson, G	47- 59	.797
1972-73	Geoff Bommer, G	73- 92	.794
1971-72	Robert Earl Blue, F	148-191	.775
1970-71	Larry Reid, G	56- 74	.757
1969-70	Jim Turpin, G	124-147	.844
1968-69	Jerry Anthony, F	78-109	.716
1967-68	Bob Lemmond, F	60- 89	.674
1966-67	Bill Redmond, G	82-106	.774

Bold indicates school single-season record holder in each category

YEARLY LEADERS



FRESHMAN RECORDS

GAMES

34	Charles Dewhurst, 07-08
34	An'Juan Wilderness, 07-08
34	Jobey Thomas, 1998-99
33	Seven tied

POINTS

548	Jarvis Lang, 1990-91
523	Rodney White, 2000-01
508	Chad Kinch, 1976-77
505	Henry Williams, 1988-89

SCORING AVG.

19.6	Jarvis Lang, 1990-91
18.7	Rodney White, 2000-01
17.4	Henry Williams, 1988-89
16.8	Clinton Hinton, 1984-85

REBOUNDS

298	Jarvis Lang, 1990-91
266	Chris Braswell, 2009-10
207	Clinton Hinton, 1984-85
206	Willie Clayton, 2012-13

REBOUNDING AVG.

10.6	Jarvis Lang, 1990-91
8.6	Chris Braswell, 2009-10
7.4	Clinton Hinton, 1984-85

ASSISTS

163	Keith Williams, 1983-84
154	Jon Davis, 2015-16
126	Chad Kinch, 1976-77

STEALS

72	Pierria Henry, 2011-12
54	Keith Williams, 1983-84
53	Andrien White, 2015-16

FIELD GOAL PCT. (100 ATT.)

.636	Cedric Maxwell, 1973-74
.579	Willie Clayton, 2012-13
.569	Martin Ili, 2003-04

FIELD GOALS MADE

218	Chad Kinch, 1976-77
195	Jarvis Lang, 1990-91
188	Rodney White, 2000-01
188	Henry Williams, 1988-89

FIELD GOALS ATTEMPTED

444	Chad Kinch, 1976-77
411	Jarvis Lang, 1990-91
386	Rodney White, 2000-01

FREE THROW PCT. (50 ATT.)

.830	Curran Scott, 2015-16
.827	Chad Kinch, 1976-77
.796	Henry Williams, 1988-89

FREE THROWS MADE


154	Jarvis Lang, 1990-91
135	Clinton Hinton, 1984-85
122	Curran Scott, 2015-16

FREE THROW ATTEMPTS

216	Jarvis Lang, 1990-91
180	Clinton Hinton, 1984-85
160	Rodney White, 2000-01

THREE-POINTERS MADE

67	Andrien White, 2015-16
61	Jobey Thomas, 1998-99
47	Jahmir Young, 2019-20
47	Henry Williams, 1988-89



Jarvis Lang led the nation's freshmen in points and rebounds in 1991.

SOPHOMORE RECORDS

GAMES

36	Lu'Cye Patterson, 2022-23
----	---------------------------

POINTS

677	Lew Massey, 1975-76
-----	---------------------

SCORING AVG.

22.6	Lew Massey, 1975-76
------	---------------------

REBOUNDS

417	Norris Dae, 1969-70
-----	---------------------

REBOUNDING AVG.

14.8	Norris Dae, 1969-70
------	---------------------

ASSISTS

148	Delano Johnson, 1990-91
-----	-------------------------

STEALS

84	Pierria Henry, 2012-13
----	------------------------

FIELD GOAL PCT. (100 ATT.)

.557	Cedric Ball, 1987-88
------	----------------------

FIELD GOALS MADE

293	Lew Massey, 1975-76
-----	---------------------

FIELD GOALS ATTEMPTED

577	Lew Massey, 1975-76
-----	---------------------

FREE THROW PCT. (50 ATT.)

.860	James Terrell, 1991-92
------	------------------------

FREE THROWS MADE

148	Robert Earl Blue, 1971-72
-----	---------------------------

FREE THROW ATTEMPTS

198	Curtis Withers, 2003-04
-----	-------------------------

THREE-POINTERS MADE

84	Leemire Goldwire, 2005-06
----	---------------------------

JUNIOR RECORDS

GAMES

36	Jackson Threadgill, 2022-23
----	-----------------------------

36	Brice Williams, 2022-23
----	-------------------------

POINTS

622	Byron Dinkins, 1987-88
-----	------------------------

SCORING AVG.

21.6	Henry Williams, 1990-91
------	-------------------------

REBOUNDS

350	Cedric Maxwell, 1975-76
-----	-------------------------

REBOUNDING AVG.

12.0	Cedric Maxwell, 1975-76
------	-------------------------

ASSISTS

196	Sean Colson, 1996-97
-----	----------------------

STEALS

68	Eddie Basden, 2003-04
----	-----------------------

FIELD GOAL PCT. (100 ATT.)

.591	Dan Plondke, 1986-87
------	----------------------

FIELD GOALS MADE

246	Lew Massey, 1976-77
-----	---------------------

FIELD GOALS ATTEMPTED

531	Michael Milling, 1985-86
-----	--------------------------

FREE THROW PCT. (50 ATT.)

.909	Jobey Thomas, 2000-01
------	-----------------------

FREE THROWS MADE

181	DeMarco Johnson, 1996-97
-----	--------------------------

FREE THROW ATTEMPTS

229	DeMarco Johnson, 1996-97
-----	--------------------------

THREE-POINTERS MADE

137	Demon Brown, 2002-03
-----	----------------------

SENIOR RECORDS

GAMES

36	Montre' Gipson, 2022-23
----	-------------------------

POINTS

690	Cedric Maxwell, 1976-77
-----	-------------------------

SCORING AVG.

24.5	George Jackson, 1974-75
------	-------------------------

REBOUNDS

376	Cedric Maxwell, 1976-77
-----	-------------------------

REBOUNDING AVG.

12.1	Cedric Maxwell, 1976-77
------	-------------------------

ASSISTS

231	Sean Colson, 1997-98
-----	----------------------

FIELD GOAL PCT. (100 ATT.)

.640	Cedric Maxwell, 1976-77
------	-------------------------

FIELD GOALS MADE

248	George Jackson, 1974-75
-----	-------------------------

FIELD GOALS ATTEMPTED

520	Leemire Goldwire, 2007-08
-----	---------------------------

FREE THROW PCT. (50 ATT.)

.899	Jobey Thomas, 2001-02
------	-----------------------

FREE THROWS MADE


202	Cedric Maxwell, 1976-77
-----	-------------------------

FREE THROW ATTEMPTS


263	Cedric Maxwell, 1976-77
-----	-------------------------

THREE-POINTERS MADE

128	Leemire Goldwire, 07-08
-----	-------------------------



Cedric Ball shot .557 as a sophomore in the 49ers NCAA season of 1987-88.



Demon Brown hit a school-record 137 three-pointers as a junior.



Cedric Maxwell had a .640 field goal pct. in 1976-77, averaging 22.2 points and 12.1 rebounds.

THE COMEBACK

When Charlotte won at Tennessee, 79-76, Nov. 29, 1995, the 49ers erased a 26-point deficit. The 49ers trailed, 53-27 at 15:04 before posting a miraculous comeback. According to the NCAA, it is tied for the tenth largest comeback of all-time.




YEAR	RECORD	PCT.	NOV.	DEC.	JAN.	FEB.	MAR.	LEAGUE	COACH
1965-66	6-17	.260	0-2	4-4	2-4	0-7	--	--	Harvey Murphy
1966-67	7-21	.250	0-3	2-6	2-6	3-6	--	--	Harvey Murphy
1967-68	5-17	.227	0-1	1-7	1-5	3-4	--	--	Harvey Murphy
1968-69 [^]	12-10	.546	0-2	3-3	3-2	6-3	--	--	Harvey Murphy
1969-70 [^]	14-16	.466	0-1	3-5	4-5	7-3	--	--	Harvey Murphy
	44-81	.341	0-9	13-25	12-22	19-23			
1970-71	15-8	.652	--	6-2	3-4	6-2	--	--	Bill Foster
1971-72	14-11	.560	--	3-4	8-2	3-4	0-1	--	Bill Foster
1972-73	14-12	.538	1-1	3-2	4-4	5-5	1-0	--	Bill Foster
1973-74	22-4	.846	0-1	6-0	8-2	7-1	1-0	--	Bill Foster
1974-75	23-3	.884	2-0	5-2	7-0	8-0	1-1	--	Bill Foster
	88-38	.691	3-2	23-10	30-12	29-12	3-2		
1975-76 [#]	24-6	.800	1-0	6-1	8-2	6-1	3-2	--	Lee Rose
1976-77 [^] [^]	28-5	.848	1-0	7-1	7-1	7-1	7-2	5-1	Lee Rose
1977-78	20-7	.740	1-1	6-2	6-2	6-2	1-0	9-2	Lee Rose
	72-18	.800	3-1	19-4	21-5	19-4	11-4	14-3	
1978-79	16-11	.593	1-0	3-6	5-3	7-2	--	6-4	Mike Pratt
1979-80	15-12	.556	--	5-5	4-5	6-2	--	9-5	Mike Pratt
1980-81	10-17	.370	1-0	5-3	1-8	3-6	--	3-9	Mike Pratt
1981-82	15-12	.556	1-0	6-1	6-4	2-7	--	3-7	Mike Pratt
	56-52	.518	3-0	19-15	16-20	18-17	--	21-25	
1982-83	8-20	.286	1-1	0-6	4-6	3-6	0-1	5-9	Hal Wissel
1983-84	9-19	.321	1-1	4-4	3-6	1-7	0-1	2-12	Hal Wissel
1984-85	5-23	.179	0-3	2-5	2-9	1-6	--	1-13	Hal Wissel
	22-62	.262	2-5	6-15	9-21	5-19	0-2	8-34	
1985-86	8-20	.286	1-1	3-4	1-7	3-8	--	1-13	Jeff Mullins
1986-87	18-14	.563	2-1	6-3	6-6	4-4	--	6-8	Jeff Mullins
1987-88 [^] [^]	22-9	.718	1-0	6-2	5-4	7-2	3-1	11-3	Jeff Mullins
1988-89 [#]	17-12	.586	1-0	4-2	5-5	7-3	0-2	10-4	Jeff Mullins
1989-90	16-14	.533	2-0	4-4	2-5	6-4	2-1	6-8	Jeff Mullins
1990-91	14-14	.550	2-0	4-3	6-3	2-6	--	6-8	Jeff Mullins
1991-92 [^] [^]	23-9	.718	1-1	6-0	7-2	4-5	5-1	7-5	Jeff Mullins
1992-93	15-13	.545	--	3-5	6-2	4-5	2-1	6-6	Jeff Mullins
1993-94 [#]	16-13	.551	1-0	6-1	2-4	5-5	2-3	7-5	Jeff Mullins
1994-95 [^] [^]	19-9	.679	--	7-1	7-2	5-3	0-3	8-4	Jeff Mullins
1995-96	14-15	.483	2-0	3-3	5-5	3-6	1-1	6-8	Jeff Mullins
	182-142	.562	13-3	52-28	52-45	50-51	15-14	74-72	
1996-97 [~]	22-9	.706	1-1	6-2	6-3	5-1	4-2	10-4	Melvin Watkins
1997-98 [*]	20-11	.645	0-2	4-3	7-2	6-2	3-2	13-3	Melvin Watkins
	42-20	.677	1-3	10-5	13-5	11-3	7-4	23-7	
1998-99 [^] [^]	23-11	.676	3-1	5-4	5-2	5-3	5-1	10-6	Bobby Lutz
1999-00 [#]	17-16	.515	2-1	5-4	5-3	2-5	3-3	7-9	Bobby Lutz
2000-01 [^] [^]	22-11	.667	3-1	4-3	4-4	6-2	5-1	10-6	Bobby Lutz
2001-02 [*]	18-12	.630	3-2	3-3	7-1	4-3	1-3	11-5	Bobby Lutz
2002-03	13-16	.448	1-2	4-3	3-4	4-4	1-3	8-8	Bobby Lutz
2003-04 [^] [^]	21-9	.700	3-1	4-2	6-2	5-2	3-2	12-4	Bobby Lutz
2004-05 [*]	21-8	.724	2-1	7-1	5-2	7-0	0-4	12-4	Bobby Lutz
2005-06 [#]	19-13	.594	4-3	3-2	4-3	6-2	2-3	11-5	Bobby Lutz
2006-07	14-16	.467	2-3	4-3	3-5	4-3	1-2	7-9	Bobby Lutz
2007-08 [#]	20-14	.588	4-2	4-2	5-2	2-6	5-2	9-7	Bobby Lutz
2008-09	11-20	.355	1-6	4-0	2-7	4-4	0-3	5-11	Bobby Lutz
2009-10	19-12	.613	4-1	6-1	6-3	3-4	0-3	9-7	Bobby Lutz
	218-158	.580	32-24	53-28	55-38	52-38	26-30	111-81	
2010-11	10-20	.333	3-4	4-2	2-6	1-6	0-2	2-14	Alan Major
2011-12	13-17	.433	3-2	4-3	3-5	3-5	0-2	5-11	Alan Major
2012-13 [#]	21-12	.636	6-0	5-2	5-2	2-5	3-3	8-8	Alan Major
2013-14	17-14	.548	5-1	3-3	5-3	1-6	3-1	7-9	Alan Major
2014-15	14-18	.438	4-2	2-4	0-1/3-5!	4-4!	1-2!	0-1/7-10!	Major/Ryan Odom
	67-70/8-11!	.489/421!	21-9	18-14	15-17/3-5!	7-22/4-4!	6-8/1-2!	22-42/7-10!	
2015-16	14-19	.424	1-5	2-4	4-5	5-3	2-2	9-9	Mark Price
2016-17	13-17	.433	5-2	2-3	3-5	2-5	1-2	7-11	Mark Price
2017-18	6-23	.206	3-3	0-3/1-2#	1-6#	0-8#	1-1#	2-16#	Price/Houston Fancher
	30-42/3-17	.328	9-10	4-10/1-2#	7-10/1-6#	7-8/0-8#	3-4/1-1#	16-20/2-16#	
2018-19	8-21	.275	2-3	1-5	2-8	1-4	2-1	5-13	Ron Sanchez
2019-20	16-13	.552	3-3	3-2	6-3	3-3	1-2	10-8	Ron Sanchez
2020-21	9-16	.312	0-1	4-2	5-4	0-6	0-3	5-11	Ron Sanchez
2021-22	17-14	.548	3-3	4-2	4-3	4-5	2-1	10-8	Ron Sanchez
2022-23 ^{&}	22-14	.611	6-2	5-1	2-5	5-3	4-3	9-11	Ron Sanchez
	72-78	.480	14-12	17-12	19-23	13-21	9-10	39-51	
All-Time	904-789	.534	101-77	235-174	253-229	234-230	82-83	285-343	


[^]NCAA Tournament; [#]NIT; ^{*}League Champions; [~]Division Champions; ^{SCB!} & ^{CBI!} Champions
 ! - Ryan Odom served as interim head coach for the last half of the 2014-15 season. - He went 8-11 as interim head coach.
 # - Houston Fancher served as interim head coach for final 20 games of 2018-19 season - He went 3-17 as interim head coach.




Murphy




Foster



Rose



Pratt



Wissel



Mullins



Watkins



Lutz



Major



Odom



Price



Fancher



Sanchez



ALL-TIME HOME RECORD: 541-250 (.684)

Dale F. Halton Arena.....	254-121 (27 years, 1997-23)
Spectrum Center.....	2-3 (4 years, 2007-15)
Independence Arena*.....	126-69 (21 years, 1971-88; '93-96)
Charlotte Coliseum.....	39-21 (5 years, 1988-89 - 1992-93)
Belk Gym "Mine Shaft".....	95-11 (17 years, 1970-71 - 1994-95)
Harrisburg Gym.....	15-5 (3 years, 1967-70)
Garinger High.....	9-17 (3 years)
East Mecklenburg High.....	1-1 (2 years)
Independence High.....	0-1 (1 year)
Park Center.....	0-1 (1 year)

*Independence Arena renamed in 1993 (was original Charlotte Coliseum).
Independence Arena is now called Bojangles Coliseum.



Halton Arena

Built: 1996
Seating: 9,105
Overall Record: 226-106
Games played: 332
Years: 24 years
Winning pct.: .681
Wins In A Season Rec.: 13 (2019-20)

Charlotte moved back to campus in 1996 with the opening of Dale F. Halton Arena in the James H. Barnhardt Student Activity Center.
Wade Bruton



Belk Gym was built on campus in 1970, but the 49ers outgrew the cozy confines in just six years.

University File Photo

Year	Overall	YEAR-BY-YEAR HOME RECORD BY FACILITY							
		Cha. Col.	I.Arena	Belk	Harris.	Gar.	E. Meck	Ind. H.S	Park
1965-66	3-7					3-6		0-1	
1966-67	5-7					4-6		1-0	0-1
1967-68	4-7				2-1	2-5			
1968-69	6-2				6-2				0-1
1969-70	7-2				7-2				
1970-71	10-1		1-0	9-1					
1971-72	12-5		2-1	10-4					
1972-73	12-3		1-1	11-2					
1973-74	14-0		2-0	12-0					
1974-75	15-0		1-0	14-0					
1975-76	14-0		4-0	10-0					
1976-77	15-0		11-0	4-0					
1977-78	12-2		9-2	3-0					
1978-79	13-4		10-4	3-0					
1979-80	11-3		11-3						
1980-81	7-7		7-7						
1981-82	11-5		7-5	4-0					
1982-83	6-8		6-8						
1983-84	7-7		4-6	3-1					
1984-85	4-12		4-12						
1985-86	4-10		1-10	3-0					
1986-87	11-2		7-2	4-0					
1987-88	11-2		10-2	1-0					
1988-89	11-5	11-5							
1989-90	9-4	9-4							
1990-91	5-7	4-6		1-1					
1991-92	11-3	9-2		2-1					
1992-93	6-4	6-4							
1993-94	10-2		10-2						
1994-95	10-3		9-2	1-1					
1995-96	9-2		9-2						
Totals	269-126	39-21	126-69	95-11	15-5	9-17	1-1	0-1	0-1

Year	Spectrum Center			Halton Arena		
	Overall	Halton Arena	Spectrum Center	Overall	Halton Arena	Spectrum Center
1996-97	10-2	10-2		2016-17	10-5	10-5
1997-98	10-1	10-1		2017-18	4-11	4-11
1998-99	11-2	11-2		2018-19	5-9	5-9
1999-00	9-3	9-3		2019-20	13-2	13-2
2000-01	10-2	10-2		2020-21	6-7	6-7
2001-02	11-3	11-3		2021-22	11-4	11-4
2002-03	11-4	11-4		2022-23	11-4	11-4
2003-04	10-3	10-3		Total	254-121 (.677)	2-3
2004-05	12-2	12-2				
2005-06	9-6	9-6				
2006-07	10-4	10-4				
2007-08	13-3	12-2	1-1			
2008-09	9-6	9-6				
2009-10	10-5	10-5				
2010-11	7-7	6-7	1-0			
2011-12	7-7	7-7				
2012-13	12-4	12-3	0-1			
2013-14	10-5	10-5				
2014-15	7-6	7-6				
2015-16	8-7	8-6	0-1			



DALE F. HALTON ARENA (1996-23)

INDIVIDUAL

Points:	38	Jon Davis vs. Marshall, 1/11/18
	37	Jon Davis vs. Marshall, 1/5/19
	37	Jon Davis vs. FIU, 3/1/18
	36	Leemire Goldwire vs. Saint Joseph's, 1/16/08
	35	Jon Davis vs. Old Dominion, 1/21/17
	35	De'Angelo Alexander vs. Fordham, 2/10/07
Opp.:	41	Jack Gibbs, Davidson, 12/1/15
FG Made:	13	Austin Ajukwa, FIU, 2/14/17
Opp.:	16	Trey Freeman, Old Dominion, 2/6/16
FG Att.:	26	Lamont Mack vs. Richmond, 3/3/09
Opp.:	31	Trey Freeman, Old Dominion, 2/6/16
FG%:	1.000	(7-7), Willie Clayton vs. Rice, 1/17/15
		(7-7), Phil Jones vs. Radford, 11/27/10
		(7-7), Chris Braswell v. Winston-Salem St., 12/9/09
		(7-7), E.J. Drayton vs. La Salle, 1/31/07
		(6-6), Hudson Price vs. Methodist, 11/10/17
		(6-6), Anthony Vanhook vs. North Texas, 2/13/16
		(6-6), Willie Clayton vs. Appalachian St., 12/18/14
		(6-6), Willie Clayton vs. Xavier, 1/23/13
		(6-6), Charlie Coley vs. Richmond, 2/2/08
	.900	(9-10), Mitchell Baldwin vs. Long Beach, 11/19/04
Opp.:	1.000	(7-7), Josh Duncan, Xavier, 2/13/08
		(6-6), Drew Peterson, Rice, 3/6/19
		(6-6), Adam James, UL-Lafayette, 2/13/07
3FGM:	9	Leemire Goldwire vs. Davidson, 12/5/07
	8	Andrien White vs. Marshall, 1/21/16
Opp.:	7	Giddy Potts, Middle Tennessee, 1/14/16
		Joe Chealey, College of Charleston, 12/16/14
		Steph Curry, Davidson, 12/5/07
		Drake Deiner, DePaul, 2/16/05
3FGA:	20	Leemire Goldwire vs. Davidson, 12/5/07
Opp.:	15	Trent Meyer, UNC Asheville, 1/2/13
3FG %:	1.000	(6-6), Ryan Murphy vs. Old Dominion, 1/27/18
		(5-5), James Zimmerman vs. Old Dominion, 1/26/00
Opp.:	1.000	(5-5), Keaton Wallace, UTSA, 2/17/18
		(5-5), Josh Duncan, #12/#13 Xavier, 2/13/08
		(5-5), Kellen Brand, Appalachian State, 11/12/07
FT Made:	16*	DeMarco Johnson vs. Tulane, 2/9/98
Opp.:	17	Gani Lawal, Georgia Tech, 1/2/10
FT Att.:	20*	DeMarco Johnson vs. Tulane, 2/9/98
Opp.:	20	Gani Lawal, Georgia Tech, 1/2/10
FT%:	1.000	(11-11), Jahmir Young vs. FIU, 01/29/21
		(12-12), Jon Davis vs. Florida Atlantic, 3/3/18
		(11-11), Curran Scott vs. Furman, 11/19/15
		(10-10), Derrio Green vs. Xavier, 2/2/11
		(10-10), Leemire Goldwire vs. La Salle, 01/31/07
		(12-12), Leemire Goldwire vs. Hofstra, 11/11/06
Opp.:	1.000	(11-11), Taveion Hollingsworth, WKU, 01/02/21
Rebs.:	21	Joseph Uchebo vs. Marshall, 1/21/16
		Curtis Withers vs. Dayton, 2/4/06
Opp.:	17	Brandan Stith, Old Dominion, 11/10/17
Assists:	18*	Sean Colson vs. Houston, 2/28/98
Opp.:	12	Max Guercy, Rice, 2/11/16
		Jason Richards, Davidson, 12/5/07
Blocks:	6	4 times - Latest - Phil Jones vs. ODU, 11/16/08
Opp.:	7	Ronald Delph, Florida Atlantic, 3/3/18
Steals:	7	4 times - Latest - Charlie Coley vs. Richmond, 2/2/08
Opp.:	6	2 times - Latest - Tavin Lovan, UAB, 01/15/21

TEAM

Points:	116	Methodist, 11/10/17
Opp.:	109	Davidson, 12/1/15
FG Made:	42	two times latest vs. Methodist, 11/10/17
Opp.:	41	USC Upstate, 11/22/16
FG Att.:	75	two times latest vs. USC Upstate, 11/22/16
Opp.:	80	Alabama, 12/4/04
FG Pct.:	.627	(42-67) Methodist, 11/10/17
Opp.:	.617	(29-47) Old Dominion, 2/10/21
3FGM:	17	Rice, 2/11/16
		South Carolina, 12/2/00
Opp.:	16	College of Charleston, 12/16/14
3FGA:	36	vs. Temple, 2/8/06
Opp.:	36	Hofstra, 11/11/06
3FG %:	.700	(14-20) North Texas, 12/31/16
Opp.:	.643	(9-14), Appalachian State, 11/12/07
FT Made:	33	UTSA, 2/25/16
		S.C. State, 11/13/10
		UNC Asheville, 11/13/09
Opp.:	29	La Salle, 1/29/11
		#20 Georgia Tech, 1/2/10
FT Att.:	49	South Carolina State, 11/13/10
Opp.:	37	George Washington, 1/21/06
FT Pct.:	.955	(21-22) WKU, 1/13/18
Opp.:	1.000	(19-19) Richmond, 2/26/11
		(12-12) Valparaiso, 12/10/05
Rebs.:	58	Marquette, 2/15/97
Opp.:	50	La Salle, 1/14/09
Assists:	31	Houston, 2/28/98
Opp.:	23	Rhode Island, 1/4/06
Blocks:	11	Georgia Southern (NIT), 3/14/06
Opp.:	11	Marquette, 2/15/97
Steals:	18	UL-Lafayette, 12/1/04
Opp.:	15	Memphis, 1/10/99

* - School single-game record



INDEPENDENCE ARENA (1971-88; 1993-96)


Points	40	Bobby Potts vs. Jacksonville, 2/10/82
Opp.	49	Hersey Hawkins, Bradley, 1/6/88
FG Made	18	Bobby Potts vs. Jacksonville, 2/10/82
Opp.	20	Hersey Hawkins, Bradley, 1/6/88
FG Att.	36	Bobby Potts vs. Jacksonville, 2/10/82
Opp.	31	Hersey Hawkins, Bradley, 1/6/88
FG Pct.	1.000	(13-13), Kevin King vs. So. Alabama, 2/20/78
Opp.	1.000	(13-13), Gary Springer, Iona, 1/13/88 (10-10), Phil Stinnie, VCU, 2/15/88
FT Made	14	Phil Ward (14 att.) vs. App. State, 1/20/82 Randy Davis (15 att) vs. Jacksonville, 2/16/83
Opp.	12	Charlie Bradley, South Florida, 1/15/83 Edmond Sherrod, VCU, 2/3/81
FT Att.	17	Leroy Smith (12 made) vs. Davidson, 2/21/83
Opp.	19	Preston McGriff, UNC Wilmington, 1/16/95
FT Pct.	1.000	(10-10), Mel. Johnson vs. Davidson, 2/23/81 (14-14), Phil Ward vs. App.n State, 1/20/82 (12-12), Jarvis Lang vs. Virginia Tech, 3/6/94
Opp.	.923	(12-13), Charlie Bradley, So. Florida, 1/15/83
Rebs	21	Cedric Maxwell vs. N.C. A&T 1/8/76
Opp.	17	Robert Parish, Centenary, 2/28/76
Assists	15	Keith Williams vs UNC Wilmington, 12/28/83
Opp.	9	Frank Smith, Old Dominion, 2/14/85 Dewey Hailey, Georgia State, 2/19/86
Blocks	8	Ray Gromlowicz vs. Methodist, 1/3/85 Jermain Parker vs. Duquesne, 12/1/93
Opp.	10	Curtis Kitchen, South Florida, 2/10/86
Steals	7	Keith Williams vs. South Alabama, 1/31/85
Opp.	6	Otis Smith, Jacksonville, 1/12/85
3FG Made	5	Byron Dinkins vs. UAB, 2/25/88 Randy Davis vs. VCU, 2/26/83 Andre Davis vs. N.C. A&T, 12/6/93
Opp.	5	Chris Meighen, UNC Wilmington, 1/16/95
3FG Att.	11	Andre Davis vs. N.C. A&T, 12/6/93
Opp.	11	Bruce Allen, VCU, 2/21/87 Chris Meighen, UNC Wilmington, 1/16/95
3FG Pct.	1.000	(4-4), Shanderic Downs vs. Louisville, 2/17/94
Opp.	.800	(4-5), Junie Lewis, South Alabama, 1/17/87

CHARLOTTE COLISEUM (1988-93)

Points	32,	Henry Williams vs. Georgia Southern, 2/6/90
Opp.	41,	Jerry Anderson, Western Kentucky, 2/17/90
FG Made	18,	Bobby Potts vs. Jacksonville, 2/10/82
	13,	Byron Dinkins vs. Jacksonville, 2/23/89
Opp.	16,	Jerry Anderson, Western Kentucky, 2/17/90 Bimbo Coles, Virginia Tech, 2/8/89
FG Att.	24,	Byron Dinkins vs. Western Kentucky, 3/4/89 Henry Williams vs. South Alabama, 1/13/91
Opp.	28,	Bimbo Coles, Virginia Tech, 2/8/89
FG Pct.	.857	(12-14), Sam Robson vs. UAB, 2/27/89
Opp.	.824	(14-17), Steve Spurlock, App. State, 12/5/90
FT Made	12,	Jarvis Lang (16 att.) vs. W. Kentucky, 2/14/91
Opp.	12,	Steve Berger (14 att.), West Virginia, 12/22/88
FT Att.	16,	Jarvis Lang (12 made) vs. W. Kentucky, 2/14/91
Opp.	14,	three players
FT Pct.	.833	(10-12), Jarvis Lang vs. VCU, 2/18/91
Opp.	1.000	(12-12), Marvin Taylor, South Florida, 1/4/90
Rebounds	22,	Cedric Ball vs. South Florida, 1/4/90
Opp.	19,	Gary Alexander, South Florida, 2/23/91 Tim Burroughs, Jacksonville, 1/26/91
Assists	10,	three players
Opp.	9,	Donald Grant, Old Dominion, 1/12/89
Blocks	8,	Sam Robson vs. South Florida, 1/31/91
Opp.	5,	Antoine Ford, VCU, 2/4/89
Steals	7,	Henry Williams vs. Coastal Carolina, 11/29/89 Delano Johnson vs. DePaul, 12/3/91
Opp.	5,	Dee Brown, Jacksonville, 1/13/90
3FG Made	6,	Henry Williams vs. VCU, 2/18/91
Opp.	5,	David Young, Clemson, 12/18/90 Anthony Carver, Old Dominion, 1/21/90
3FG Att.	12,	Henry Williams vs. three opponents
Opp.	11,	Anthony Carver, Old Dominion, 2/21/90
3FG Pct.	.667	(6-9), Henry Williams vs. VCU, 2/18/91
Opp.	.500	(5-10), David Young, Clemson, 12/18/90




2,000 POINTS SCORERS



HENRY WILLIAMS
2383 POINTS;
6-2, GUARD, INDIANAPOLIS, IND.

Year	G	FGM	FTM	Pts-Avg.
1989	29	188	82	505-17.4
1990	30	209	128	630-21.0
1991	27	193	125	583-21.6
1992	32	207	146	665-20.8
Totals	118	797	481	2383-20.2


includes 308 three-point field goals
Reached 1,000 points vs. VCU (2/19/90)
Reached 2,000 points vs. Johnson C. Smith (1/23/92)



CHAD KINCH
2020 POINTS;
6-4, GUARD, PERTH AMBOY, N.J.

Year	G	FGM	FTM	Pts-Avg.
1977	33	218	72	508-15.3
1978	25	188	69	445-17.8
1979	27	228	100	556-20.6
1980	27	212	87	511-18.9
Totals	112	846	328	2020-18.3

Reached 1,000 points vs. Furman (12/4/78)
Reached 2,000 points vs. VCU (2/23/80)



LEW MASSEY
2149 POINTS;
6-6, FORWARD, CHARLOTTE, N.C.

Year	G	FGM	FTM	Pts-Avg.
1975	26	145	45	335-12.8
1976	30	293	91	677-22.6
1977	29	246	79	571-19.6
1978	26	232	102	566-21.8
Totals	111	916	317	2149-19.4

Reached 1,000 points vs. Kentucky (3/19/76)
Reached 2,000 points vs. Marshall (2/11/78)



DEMARCO JOHNSON
2005 POINTS;
6-8, FORWARD, CHARLOTTE, N.C.

Year	G	FGM	FTM	Pts-Avg.
1995	28	97	56	242- 8.6
1996	29	206	109	526-18.1
1997	31	196	181	584-18.8
1998	31	238	159	653-21.1
Totals	119	737	497	2005-16.8

includes 34 three-point field goals
Reached 1,000 points vs. Louisville (1/6/97)
Reached 2,000 points vs. North Carolina (3/14/98)




JON DAVIS
2113 POINTS;
6-3, GUARD, UPPER MARLBORO, MD.

Year	G	FGM	FTM	Pts-Avg.
2016	33	135	86	386-11.7
2017	30	196	147	588-19.6
2018	29	159	143	509-17.6
2019	29	191	175	630-21.7
Totals	121	681	551	2113-17.5

includes 200 three-point field goals
Reached 1,000 pts. vs. Okla. St. (11/13/17)
Reached 2,000 points at Old Dominion (2/16/19)

1,000 POINTS SCORERS



JARVIS LANG
1855 POINTS

Year	G	FGM	FTM	Pts-Avg.
1991	28	195	154	548-19.6
1992#	2	7	6	20-10.0
1993	27	122	125	369-13.7
1994	28	167	125	459-16.4
1995	28	156	128	459-16.4
Totals	113	647	538	1855-16.4


includes 23 three-point field goals, #medical redshirt
Reached 1,000 pts. vs. N.C. A&T (12/6/93)



JOBEY THOMAS
1737 POINTS

Year	G	FGM	FTM	Pts-Avg.
1999	34	78	42	259- 7.6
2000	33	168	43	460-13.9
2001	33	144	80	462-14.0
2002	30	174	98	556-19.0
Totals	130	564	263	1737-13.4


includes 346 three-point field goals
Reached 1,000 pts. vs. Louisville (2/11/01)



MELVIN JOHNSON
1635 POINTS

Year	G	FGM	FTM	Pts-Avg.
1981	27	130	61	321-11.9
1982	27	125	80	330-12.2
1983	28	170	111	455-16.3
1984	27	213	103	529-19.6
Totals	109	638	355	1635-15.0


**includes four three-point field goals*
Reached 1,000 pts. vs. Jacksonville (2/20/83)



CEDRIC MAXWELL
1824 POINTS

Year	G	FGM	FTM	Pts-Avg.
1974	26	98	41	237- 9.1
1975	26	122	64	318-12.2
1976	29	201	177	579-19.9
1977	31	244	202	690-22.2
Totals	112	670	484	1824-16.3


Reached 1,000 pts. vs. Centenary (2/28/76)



LEEMIRE GOLDWIRE
1677 POINTS

Year	G	FGM	FTM	Pts-Avg.
2005	29	59	21	179- 6.2
2006	32	129	88	430-13.4
2007	30	124	95	434-14.5
2008	34	194	118	634-18.6
Totals	125	506	322	1677-13.4


includes 343 three-point field goals
Reached 1,000 pts. vs. Ge. Washington (3/1/07)



DEMON BROWN
1563 POINTS

Year	G	FGM	FTM	Pts-Avg.
2001	32	119	72	375-11.7
2002	30	108	59	340-11.3
2003	29	158	34	487-16.8
2004	29	117	53	361-12.4
Totals	120	502	218	1563-13.0

includes 341 three-point field goals
Reached 1,000 pts. vs. Marquette (1/18/03)



CURTIS WITHERS
1750 POINTS

Year	G	FGM	FTM	Pts-Avg.
2003	29	104	63	274- 9.4
2004	28	155	136	457-16.3
2005	28	175	131	503-18.0
2006	32	181	136	516-16.1
Totals	117	615	466	1750-15.0


includes 54 three-point field goals
Reached 1,000 pts. vs. Houston (2/9/05)



BYRON DINKINS
1657 POINTS

Year	G	FGM	FTM	Pts-Avg.
1986	17	43	9	95- 5.6
1987	32	157	64	431-12.2
1988	29	236	100	622-21.5
1989	29	200	73	509-17.6
Totals	107	636	246	1657-15.5

includes 139 three-point field goals
Reached 1,000 pts. vs. UAB (2/25/88)




ROBERT EARL BLUE
1536 POINTS

Year	G	FGM	FTM	Pts-Avg.
1972	25	196	148	540-21.6
1973	26	203	134	540-20.8
1974	26	191	74	456-17.5
Totals	77	590	356	1536-19.9

Reached 1,000 pts. vs. Ga. Tech (2/19/73)




1,000 POINT SCORERS



KEVIN KING 1517 POINTS

Year	G	FGM	FTM	Pts-Avg.
1976	30	152	56	360-12.0
1977	33	156	55	367-11.1
1978	27	155	61	371-13.7
1979	27	168	83	419-15.5
Totals	117	631	255	1517-13.0

Reached 1,000 pts. vs. Marshall (2/11/78)



PIERRIA HENRY 1238 POINTS

Year	G	FGM	FTM	Pts-Avg.
2012	28	68	51	201- 7.2
2013	33	114	101	340-10.3
2014	30	124	91	370-12.3
2015	32	107	92	327-10.2
Totals	123	413	335	1238-10.3

includes 77 three-point field goals
Reached 1,000 pts. vs. C. of Charleston (12/16/14)



DE'ANGELO ALEXANDER 1073 POINTS

Year	G	FGM	FTM	Pts-Avg.
2006	32	181	87	545-17.0
2007	30	177	96	528-17.6
Totals	62	358	183	1073-17.3


includes 174 three-point field goals
Reached 1,000 pts. vs. Duquesne (2/21/07)



CHRIS BRASWELL 1465 POINTS

Year	G	FGM	FTM	Pts-Avg.
2010	31	98	98	294-9.5
2011	30	109	110	334-11.1
2012	29	162	118	457-15.8
2013	32	132	103	380-11.9
Totals	122	501	429	1465-12.0


includes 34 three-point field goals
Reached 1,000 pts. vs. G. Washington (2/22/12)



DIEGO GUEVARA 1210 POINTS

Year	G	FGM	FTM	Pts-Avg.
1998	30	53	28	172- 5.7
1999	33	114	104	412-12.5
2000	29	108	67	345-11.9
2001	32	87	52	281- 8.8
Totals	124	362	251	1210- 9.8

includes 235 three-point field goals
Reached 1,000 pts. vs. S. Illinois (12/23/99)



EDDIE BASDEN 1066 POINTS

Year	G	FGM	FTM	Pts-Avg.
2002	30	45	37	128-4.3
2003	29	60	60	183- 6.3
2004	30	105	87	313-10.4
2005	29	155	110	442-15.2
Totals	118	365	294	1066-9.0

includes 42 three-point field goals
Reached 1,000 pts. vs. Memphis (2/23/06)



JAHMIR YOUNG 1421 POINTS


Year	G	FGM	FTM	Pts-Avg.
2020	29	118	79	362-12.5
2021	25	140	126	451-18.0
2022	31	210	132	608-19.6
Totals	85	468	337	1421-16.7

Reached 1,000 pts. vs. Wake Forest (12/17/21)



BEN BASINGER 1127 POINTS


Year	G	FGM	FTM	Pts-Avg.
1967	19	58	27	143- 7.5
1968	20	87	37	211-10.6
1969	22	149	58	356-16.2
1970	30	158	101	417-13.9
Totals	91	452	223	1127-12.4-



SHANDERIC DOWNS 1059 POINTS

Year	G	FGM	FTM	Pts-Avg.
1994	29	65	12	177- 6.1
1995	28	76	20	215- 7.7
1996	29	114	38	311-10.7
1997	30	132	36	356-11.9
Totals	116	387	106	1059- 9.1


includes 179 three-point field goals
Reached 1,000 pts. vs. Louisville (2/26/97)



PHIL WARD 1309 POINTS

Year	G	FGM	FTM	Pts-Avg.
1979	27	82	50	214- 7.9
1980	27	116	55	287-10.6
1981	27	155	77	387-14.3
1982	26	157	107	421-16.2
Totals	107	510	289	1309-12.2


Reached 1,000 pts. vs. Hofstra (12/30/81)



NORRIS DAE 1100 POINTS

Year	G	FGM	FTM	Pts-Avg.
1969	22	45	17	107- 4.9
1970	28	185	72	442-15.8
1971	23	119	82	320-13.9
1972	23	82	67	231-10.0
Totals	96	431	238	1103-11.5


Reached 1,000 pts. vs. USF (1/21/72)



ANDRIEN WHITE 1058 POINTS

Year	G	FGM	FTM	Pts-Avg.
2016	33	117	53	354-10.7
2017	29	102	66	329-11.3
2018	25	118	96	375-15.0
Totals	87	337	215	1058-12.2

includes 169 three-point field goals
Reached 1,000 pts. vs. Marshall (2/24/18)



KEITH WILLIAMS 1240 POINTS

Year	G	FGM	FTM	Pts-Avg.
1984	26	80	65	225- 8.7
1985	27	112	82	306-11.3
1986	28	158	66	382-13.6
1987	28	116	86	327-11.7
Totals	109	466	299	1240-11.3

includes nine three-point field goals
Reached 1,000 pts. vs. Davidson (12/13/86)



BRAXTON OGBUEZE 1089 POINTS

Year	G	FGM	FTM	Pts-Avg.
2015	32	97	235	306-9.6
2016	33	160	393	479-14.5
2017	30	103	265	304-10.1
Totals	95	360	893	1089-11.5

includes 225 three-point field goals
Reached 1,000 pts. vs. Rice (1/28/17)



GEORGE JACKSON 1019 POINTS

Year	G	FGM	FTM	Pts-Avg.
1974	26	191	47	429-16.5
1975	24	248	94	590-24.5
Totals	50	439	141	1019-20.4

Reached 1,000 pts. vs. N.C. State (3/17/75)

POSTSEASON RESULTS

NCAA: 7-12

Opponent	Site	Round	Result
1977			
Central Michigan	Bloomington, Ind.	First	W, 91-86 ot
#6 Syracuse	Lexington, Ky.	Second	W, 81-59
#1 Michigan	Lexington, Ky.	Reg. Final	W, 75-68
#10 Marquette	Atlanta, Ga. (Omni)	Semi	L, 49-51
#5 UNLV	Atlanta, Ga. (Omni)	Third	L, 94-106
1988 (#13 seed - Southeast)			
Brigham Young	Atlanta, Ga. (Omni)	First	L, 92-98 ot
1992 (#8 seed - East)			
Iowa State	Worcester, Mass.	First	L, 74-76
1995 (#7 seed - East)			
Stanford	Albany, N.Y.	First	L, 68-70
1997 (#7 seed - West)			
Georgetown	Tucson, Ariz.	First	W, 79-67
#2 Utah	Tucson, Ariz.	Second	L, 58-77
1998 (#7 seed - East)			
Illinois-Chicago	Hartford, Conn.	First	W, 77-62
#1 North Carolina	Hartford, Conn.	Second	L, 83-93 ot
1999 (#5 seed - Midwest)			
Rhode Island	Milwaukee, Wisc.	First	W, 81-70 ot
Oklahoma	Milwaukee, Wisc.	Second	L, 72-85
2001 (#8 seed - Midwest)			
Tennessee	Dayton, Ohio	First	W, 70-63
Illinois	Dayton, Ohio	Second	L, 61-79
2002 (#9 seed - South)			
Notre Dame	Greenville, S.C.	First	L, 63-82

2004 (#9 seed - East Rutherford)

Opponent	Site	Round	Result
Texas Tech	Buffalo, N.Y.	First	L, 73-76
2005 (#7 seed - Syracuse)			
NC State	Worcester, Mass.	First	L, 63-75

NIT: 4-7

Opponent	Site	Round	Result
1976 (all games at Madison Square Garden)			
San Francisco	New York, N.Y.	First	W, 79-74
Oregon	New York, N.Y.	Second	W, 79-72
N.C. State	New York, N.Y.	Semi	W, 80-79
Kentucky	New York, N.Y.	Finals	L, 67-71
1989			
Connecticut	Charlotte (Coliseum)	First	L, 62-67
1994			
Duquesne	Pittsburgh, Pa.	First	L, 73-75
2000			
Mississippi	Oxford, Miss.	First	L, 45-62
2006			
Georgia Southern	Halton Arena	Opening	W, 77-61
Cincinnati	Cincinnati, Ohio	First	L, 80-86
2008			
Nebraska	Lincoln, Neb.	First	L, 48-67
2013			
Providence	Providence, R.I.	First	L, 66-75



THE NCAA FINAL FOUR, 1976-77 (28-5, NCAA FINAL FOUR, MIDEAST REGIONAL CHAMPIONS)



Front, from left: Chad Kinch, Jeff Gruber, Lew Massey, Todd Crowley, Melvin Watkins, Henry Caldwell, Lee Whitfield, Jerry Winston, Head Coach Lee Rose. Back, from left: Asst. Coach Everett Bass, Dave Maas, Phil Scott, Bruce Stapleton, Cedric Maxwell, Greg Spain, Ken Angel, Mike Hester, Kevin King, Asst. Coach Mike Pratt.

It was just 26 years ago, 1977 to be exact, the proverbial glass slipper made its way down "Tobacco Road" to another North Carolina institution and onto N.C. Highway 49 to find a perfect fit on the foot of Charlotte 49ers basketball and head coach Lee Rose.

After just missing a chance at the NCAA Tournament a year earlier when the 49ers stunned New York City and college basketball with their run to the NIT Finals, Rose's squad won the inaugural Sun Belt Conference Tournament in Charlotte and the automatic berth into the NCAA field. With four starters returning from that 24-6 team, the 49ers were newcomers to the "dance" but experienced and tournament tested for the national playoffs.

The lineup featured a senior center with folklore in his name, Cedric "Cornbread" Maxwell, a bionic man in senior guard Melvin Watkins, a fearless rookie in Chad Kinch, a jump shooting wizard named Lew Massey and a stalwart and steady swingman known as Kevin King. Consistency blended with chemistry joined by a cast of contributors such as silky southpaw shooter Jeff Gruber and role players in Jerry Winston, Todd Crowley, and Henry Caldwell among others to lead the 49ers through a storybook journey, a 28-5 final record and #17 final ranking.

The six-year old NCAA Division I program began its spectacular run with drubbings of Georgia College and Eastern Kentucky. A last-second two-point loss at Tennessee dropped the 49ers to 2-1, but Rose & Co. strung together 11 straight wins only to have their streak snapped in another last-second loss at Wake Forest, again by two points. Four more wins ran the 49ers record to 17-2 before a uncharacteristic lackluster setback at St. Francis (Pa.), 96-87.

Rose and captains Watkins and Maxwell found the bitter loss to be the drive they needed to continue their trek as the 49ers collected 13 consecutive wins -- among them the Sun Belt championship, a stunning overtime upset of Central Michigan in the first round of the NCAA Tournament, a thumping of #6 Syracuse, and the crown jewel in the masterpiece, a 75-68 win over #1 Michigan for the NCAA Mideast Regional Championship. Maxwell was named the Mideast Regional Most Outstanding Player. Atlanta awaited Cinderella.

The win over the Wolverines in Lexington's Rupp Arena stunned the college basketball world. The 49ers, media darlings all, were infants playing for college basketball's most elusive prize. The scene was the Omni and coach Al McGuire's Marquette Warriors. The 49ers entered the field at 28-3 joining North Carolina and UNLV.

In a game that lives on as one of the greatest endings ever, Jerome Whitehead tipped in a full court pass over Maxwell's outstretched arms and the ball dropped through the net at the buzzer. The court was mayhem and anarchy until the referees met at center court and

received word from the official scorer that Whitehead's tip did, indeed, beat the buzzer for a 51-49 victory. The 49ers dream of a NCAA title ended with, ironically, a score of 49 points.

In the final game of the season, the Eddie Owens and Reggie Theus-led UNLV Runnin' Rebels proved their nickname well with a 106-94 win in the third-place game. Had the 49ers beaten Marquette, a date with North Carolina would have sent shockwaves throughout the nation.

Following the season, Cedric Maxwell's #33 and Melvin Watkins's #32 jerseys were retired by Coach Rose. Maxwell and Watkins never lost a home game in their distinguished careers.

1976-77 Team Roster

10	Jerry Winston	5-9	So.	G	Jersey City, N.J.
12	Jeff Gruber	6-0	Jr.	G	Cary, N.C.
21	Chad Kinch	6-4	Fr.	G	Perth Amboy, N.J.
22	Todd Crowley	6-4	Fr.	G	Charlotte, N.C.
23	Lew Massey	6-4	Jr.	F	Charlotte, N.C.
24	Lee Whitfield	6-1	Fr.	G	Charlotte, N.C.
25	Kevin King	6-7	So.	F	Lakewood, N.J.
31	Phil Scott	6-6	Fr.	F	Columbia, Md.
32	Melvin Watkins	6-4	Sr.	G	Reidsville, N.C.
33	Cedric Maxwell	6-8	Sr.	C	Kinston, N.C.
35	Greg Spain	6-8	Jr.	C	Baltimore, Md.
42	Henry Caldwell	6-2	Sr.	G	Columbia, S.C.
43	Ken Angel	6-8	Sr.	F	Covington, Ky.
44	Mike Hester	6-7	Fr.	F	Burlington, N.C.



1987-88: Sun Belt Player of the Year Byron Dinkins led the Niners to a regular-season and tournament championship. His 37-point effort in the season finale gave the 49ers a 80-78 triumph before a sellout crowd of 11,222 at Independence Arena. After Cedric Ball hit two free throws with one second left to give the Niners a 73-72 first round win over Jacksonville, the Niners downed South Alabama, 71-67 and topped host VCU, 81-79, in a see-saw battle to win the tournament title. The 13th-seeded 49ers fell in OT to BYU after a Jeff West three with :01 left sent the game into extra time.



1991-92: All-time leading scorer Henry Williams rallied the Niners to an 11-1 start, a spot in the national rankings and top 20 wins over DePaul and Alabama in the Diet Pepsi Tournament of Champions. As second seed in the Metro Tournament, the 49ers enjoyed what Charlotte Observer columnist Tom Sorensen phrased a "WilliamsFest" as Henry hit 13 threes and scored 79 points in wins over #21 Tulane, Virginia Tech and Southern Mississippi to give the Niners the tournament title. With the title, the 49ers earned an at-large berth but fell to Iowa State, 72-70, in the first round.



1994-95: The 49ers captured the final Metro Conference title behind the powerful inside play of Player of the Year Jarvis Lang, Jermain Parker and freshman DeMarco Johnson. The 49ers built a 19-9 record and went 8-4 in the Metro, which sent six teams to post-season and ranked third in the nation in league RPI. The 49ers fell to Stanford in the opening round of NCAA East Regional.



1996-97: In his first year as head coach, long-time assistant and former team captain Melvin Watkins produced a C-USA White Division Championship and an NCAA berth. Behind juniors DeMarco Johnson and Sean Colson and with effective Shanderic Downs and Versile Shaw, the Niners logged a 22-9 season that included a key win over #20 Louisville in the C-USA tournament. Shaw scored a career-best 19 points with five assists and four blocks as the seventh-seeded Niners toppled Georgetown in the NCAA first round only to fall to #2-ranked Utah in round two as Watkins earned C-USA Coach of the Year honors.



1997-98: Back-to-back trips for the first time in school history, thanks to C-USA Player of the Year DeMarco Johnson, first team guard Sean Colson and newcomers Galen Young and Kelvin Price. With a preseason Top 25 ranking for the first time ever, the Niners started 3-5 and quickly fell out of the polls. The 49ers rallied with wins in 14 of their last 18. Home wins over #23 Marquette and #20 Cincinnati and road wins at Marquette and Louisville landed the Niners in second-place in the league. The 49ers fell to Cincy in the C-USA title game but advanced to the NCAAs, where they beat Illinois-Chicago in the first round to set up a showdown with top-ranked North Carolina. It was the first meeting between the two schools and after freshman Diego Guevara launched a three-pointer over the outstretched arms of Antawn Jamison, the game went to overtime, where the Tar Heels prevailed.



1998-99: First-year coach Bobby Lutz worked his magic as the Niners earned their third straight NCAA bid. With new heroes appearing every night and seniors Galen Young and Kelvin Price supplying steady play, the Niners continued to shock. Picked in the lower half of the division due to the loss Johnson and Colson from the year before, the Niners carded wins over eventual top 10 Miami and #3 Cincinnati before rattling off four wins in four days to claim the C-USA title, beating top seed Cincinnati, #2 seed Louisville and #4 seed Southern Miss along the way. The 49ers beat Rhode Island in the first round, in what most analysts called the best first round match-up of the tourney and advanced to the second round for the third straight year. A loss to Oklahoma ended the season but the 49ers stood tall with a final AP ranking of #24, a program-best fifth seed in the NCAAs and a final RPI of 23.



2000-01: Riding the phenomenal play of ESPN.com Freshman of the Year Rodney White, who led the nation's freshmen in scoring with an 18.7 scoring average, and the three-point shooting of junior Jobey Thomas and senior Diego Guevara, the 49ers captured the Conference USA Tournament title and advanced to the second round of the NCAAs. Thomas led C-USA in three-pointers made for the second straight year, averaging 14.0 points along the way while both Thomas (236 treys; 1181 pts.) and Guevara (235 treys; 1210 pts.) eclipsed 200 career threes and 1000 career points. Thomas and Guevara finished 1-2 on C-USA's all-time three-point charts. White, a first team all-C-USA choice, became the first frosh in league history to earn C-USA Tourney MVP honors. He was joined by third-teamer Thomas on the all-conference team and by Guevara on the all-tournament team.



2001-02: With senior Jobey Thomas breaking three-point records from the perimeter and senior Cam Stephens causing double-trouble inside, the 49ers road to their fifth NCAA Tournament in the last six years. Thomas led the Niners with an 18.5 scoring average, becoming the school's and Conference USA's all-time single-season (110) and career (346) leader for three-pointers made. Stephens meanwhile posted 13 double-doubles, including a string of five straight as the Niners raced to an 8-1 start in league play. The Niners finished 11-5 in the American Division of C-USA, beating each league opponent it played, except Cincinnati. Against the 22nd ranked toughest schedule in the nation, the Niners finished 18-12, good for a #9 seed in the South Region.



2003-04: With a perfect 3-0 record vs. Top 10 teams, including two that came on the road, the 49ers put together one of the program's most memorable seasons, posting a 21-9 record, winning a share of their first Conference USA regular-season title and notching their 10th overall NCAA appearance. Sophomore Curtis Withers posted 16 double-doubles on his way to first-team all-Conference USA and third-team all-America (Basketball Weekly) honors. Junior Eddie Basden was named C-USA's Defensive Player of the Year, junior Brendan Plavich led C-USA with 97 three-pointers and senior Demon Brown completed his career with 1563 career points and a spot in the 49ers all-time Top 10 in scoring, assists and steals. The 49ers opened the season with a 96-92 win at #7/#7 Syracuse, becoming the first team in NCAA history to topple the defending national champs in their home opener. The 49ers tacked on a win at #8/#7 Cincinnati and beat #9/#9 Louisville at Halton Arena. The three Top 10 wins constitute a school record, the two that came on the road are the program's first-ever Top 10 road wins and altogether the 49ers won a school record 10 true road games.



2004-05: On the strength of a perfect 7-0 record in February, the 49ers vaulted back into the national rankings for four straight weeks and earned their second straight NCAA Tournament bid. The 49ers completed the season 21-8, with a 12-4 record in league play which was good for a runner-up finish. Senior Eddie Basden was crowned C-USA's Player of the Year and won his second straight Defensive Player of the Year Award. while Curtis Withers joined Basden on the league's first team. The 49ers posted two victories against Top 25 foes, including a 91-90 win over #18/#17 Cincinnati to kickstart the unbeaten February. The 49ers also enjoyed a perfect 8-0 home record in league games. Basden broke school single-season and career records for steals while senior Brendan Plavich led the NCAA in three-pointers per game (114; 3.9/gm). Bobby Lutz, who notched his fifth NCAA season, was one of 10 finalists for the Jim Phelan National Coach of the Year Award.



1975-76 (24-6) NIT FINALIST

Front Row (From Left): Dennis Tate, Henry Caldwell, Jeff Gruber, Bob Bail, Skip Shipman, Melvin Watkins, Doug Calvert, Jerry Winston and Head Coach Lee Rose. **Back Row:** Assistant Coach Everett Bass, Dave Maas, Lew Massey, Cedric Maxwell, Stewart Zane, Don Pearce, Ken Angel, Kevin King and Assistant Coach Mike Pratt.



1988-89 (17-12)

Front Row (From Left): Manager Jason Sullivan, Manager Ron Stallings, Jr., Chris Baker, Byron Dinkins, Kenneth Wylie, Reggie Barnes, Jeff West, Henry Williams, Frank Persley, Manager David Lassiter, Manager Greg Burton. **Back Row:** Manager Kevin Boring, Assistant Coaches David Pendergraft and Melvin Watkins, Mike Washington, Cedric Ball, Sam Robson, Jack Bolly, Eric Duncan, Benny Moss, Dan Banister, Head Coach Jeff Mullins and Assistant Coach Kevin Billerman.




1993-94 (16-13)

Front Row (From Left): Managers Adam Beaupre and Ruth Ford, Shane Parker, Andre Davis, Delano Johnson, Bershuan Thompson, Shanderic Downs, Roderick Howard, Managers Octavius Sims and Robert Price. **Back Row:** Assistant Coaches David Pendergraft and Kevin Billerman, Jarvis Lang, Prentice Woods, Jason Dominick, Rodney Odom, Jermain Parker, Pedro Morales, Aaron Wilhite, Pino Pipes, Bobby Kummer, Assistant Coach Melvin Watkins, Head Coach Jeff Mullins.



1999-00 (17-16)

Front Row (From Left): Managers Austin Booker and John Shaw, Chris Dwiggins, Diego Guevara, Kedric Smith, Jobey Thomas, Dee Tolliver, managers Rodney James and George Walker. **Back Row:** Head coach Bobby Lutz, assistant coach Rob Moxley, James Zimmerman, KenKay Jones, Jonathan Neely, Wade Helliwell, Kenny Whitehead, Tremaine Gardiner, Dalonte Hill, assistant coach Orlando Early and assistant coach Lane Odom.




2005-06 (19-13)

Front Row (From Left): Manager Adam Fadel, Athletic Trainer Carlton Anderson, De'Angelo Alexander, Jerrell Jamison, Jerrell Lewis, Mitchell Baldwin, Travis Gordon, Eric Marsh, Leemire Goldwire, Strength Coach Preston Greene, Manager Cass Ferguson. **Back Row:** Head coach Bobby Lutz, assistant coach Dalonte Hill, Marcus Bennett, Curtis Withers, Chris Nance, Courtney Williams, E.J. Drayton, Antwon Coleman, Tripp Miller, Assistant Coach Benny Moss, Assistant Coach Bobby Kummer, Director of Basketball Operations Chuck Benson.



2007-08 (20-14)

Front Row (From Left): Leemire Goldwire, Kyle Church, Michael Gerrity, Ian Andersen, Jerrell Lewis, DiJuan Harris. **Back Row:** An'Juan Wilderness, Gaby Ngoundjo, Lamont Mack, Sean Phaler, Phil Jones, Charlie Coley, Javarris Barnett, Charles Dewhurst.



2012-13 (21-12)

Front Row (L-R): Director of Operations Mark Bialkoski, Ivan Benkovic, Mitch Warner, Lamar Bradbury, Terrence Williams, Pierriá Henry, Denzel Ingram, Colby Lewis, DeMario Mayfield, JT Thompson, Program Assistant Rhett Bonner.

Back Row (L-R): Manager Bryce Crawford, Assistant Coach Ryan Odom, Head Coach Alan Major, Willie Clayton, E. Victor Nickerson, Ilija Ivankovic, Mike Thorne, Chris Braswell, Darion Clark, Associate Director of Operations Stephen Doughton, Assistant Coach Orlando Vandross, Assistant Coach Desmond Oliver, Strength and Conditioning Coach Ryan Atchison.

THE DIXIE CONFERENCE

CHARLOTTE'S EARLY YEARS AND FIRST TITLES

The 49ers began play in 1965-66, the first year after receiving university status, as members of the Dixie Intercollegiate Athletic Conference (NAIA) with Methodist (N.C.), N.C. Wesleyan, St. Andrews, College of Charleston, Greensboro College, Lynchburg College and UNC Greensboro. Dr. Harvey Murphy was the team's head coach from 1965 to 1970, when the program moved to NCAA Division I under head coach Bill Foster.

"We didn't have the same teams two years in a row because some of the guys weren't as interested in being students as they were in playing basketball," recalls Murphy, of those early years. "We changed that and as we did, we lost some quality athletes. We made some progress each year. But, any time a school in our conference played a scholarshiped team, for the most part, we got beat."

Most of the home games were played at Garinger High School up until 1968-69, when the Niners moved to a new home in Harrisburg Gym.

In 1968-69, the 49ers also won their first league title, winning three straight games at the Dixie Tournament at Guilford College. The 49ers defended the title in 1969-70, in the final season in the D.I.A.C., and sent Dr. Murphy out in style, with the program's first-ever post-season bid -- an appearance in the NAIA District Playoffs.

1965-66

THE FIRST SEASON

The 49ers first season upon receiving university status, although Charlotte College fielded a two-year program nicknamed the Owls from 1946-63.

The first win in history was a 89-73 decision at St. Andrews, December 10. The first game saw Berry (Ga.) College gain a 74-71 victory, November 26 in Berry, Ga.

1965-66

Overall: 6-17 (H: 3-7, A: 3-10) .260

Coach: Harvey Murphy
Captains: Robbie Snipes;
Wally McGinty

November

26 L 71-74 at Barry
27 L 89-100 at Piedmont

December

1 L 64-102 BELMONT ABBEY (GHS)
4 L 41-98 at Guilford
7 L 57-85 AUGUSTA (GHS)
10 W 89-73 at St. Andrews
11 W 72-64 at Coll. Charleston
15 L 79-94 ASHE-BILTMORE (GHS)
16 W 56-53 METHODIST (GHS)
18 W 78-76 WASH. & LEE (GHS)

January

5 L 59-61 at Methodist
8 W 74-65 at Washington & Lee
11 L 72-86 FLA. PRESBY. (GHS)
15 W 100-98 LYNCHBURG (GHS)
22 L 66-71 at N.C. Wesleyan
25 L 71-112 at Belmont Abbey

February

3 L 49-57 COLL.CHARLESTON (EM)
5 L 87-126 at Lynchburg
7 L 69-75 ST. ANDREWS (GHS)
9 L 63-105 at Asheville-Biltmore

12 L 49-82 N.C. WESLEYAN (GHS)

17 L 66-108 at St. Andrews

19 L 51-114 at Augusta

GHS=Garinger High;

EM=East Mecklenburg High.

STARTING LINEUP:

F- Jerry Anthony (Stats not available).
F- Robbie Snipes
C- Greg Canady
G- Jerry Lawrence
G- Wally McGinty

1966-67

Overall: 7-21

(H: 5-7, A: 2-10, N: 0-4) .250

Coach: Harvey Murphy

November

19 L 57-104 KING (GHS)
25 L 59-82 St. Leo - 1
26 L 56-85 at Fla. Presbyterian - 1

December

2 L 64-97 at Lynchburg
3 L 85-107 at Washington & Lee
7 L 66-78 METHODIST (GHS)
10 L 63-72 at St. Andrews
13 W 83-69 N.C. WESLEYAN (EM)
16 W 102-79 GREENSBORO (GHS)
29 L 70-79 at Bridgewater - 2
30 L 49-88 Shepherd - 2

January

2 L 58-66 Berry - 3
3 L 49-78 Shorter - 3
7 W 74-57 at Coll. Charleston
10 L 56-89 FLA. PRESBYTERIAN (GHS)
14 L 72-84 LYNCHBURG (GHS)
21 L 67-107 at Belmont Abbey
24 L 58-77 at Tampa
31 W 65-63 at Methodist

February

3 W 74-61 COLL.CHARLESTON (GHS)
4 L 60-108 BELMONT ABBEY
6 L 58-68 at Greensboro
8 W 78-55 ST. ANDREWS (GHS)
10 L 46-76 WASH. & LEE (IHS)
11 L 70-75 at N.C. Wesleyan
16 L 88-103 at N.C. Wesleyan
20 L 69-70 ST. LEO (GHS)
24 W 81-80 ARMSTRONG ST. (GHS)
GHS=Garinger High; EM=East Mecklenburg High; IHS=Independence High; 1= Fla. Pres. Trny.; 2 = Rotary Classic; 3= Rome (Ga.) Holiday Trny.

STARTING LINEUP:

F- Jerry Anthony (11.5 ppg; 7.0 rpg).
F- Robbie Snipes (9.4; 3.9)
C- Bob Lemmond (13.7; 10.9)
G- Lane Hurley (10.4; 4.0)
G- Bill Redmond (9.9; 2.6)

1967-68

Overall: 5-17

(H: 4-7, A: 1-9, N: 0-1) .227

Coach: Harvey Murphy

November

28 L 51-125 GUILFORD (CPC)

December

1 L 69-71 N.C. WESLEYAN (HG)
2 L 73-107 BERRY (GHS)
5 L 70-96 BELMONT ABBEY (GHS)
8 W 87-84 UNC GREENSBORO (HG)
9 L 69-84 at St. Andrews
15 L 64-74 GREENSBORO (GHS)
16 L 68-93 at Armstrong
19 L 65-86 WASH. & LEE (GHS)

January

3 W 96-80at UNC Greensboro
5 L 55-75 at Lynchburg
6 L 60-91 at Washington & Lee
10 L 77-102 at Belmont Abbey
26 L 64-67 at Coll. Charleston
30 W 86-77 METHODIST (GHS)

February

2 W 86-56 COLL.CHARLESTON (HG)
3 L 81-84 ST. ANDREWS (GHS)
7 L 81-82 at Methodist
8 W 70-63 LYNCHBURG (GHS)
9 L 74-82 at Greensboro
10 L 75-79 at N.C. Wesleyan
15 L 71-76 Methodist - 1
GHS=Garinger High; HG=Harrisburg Gym;
CPC = Charlotte Park Center;
1 = D.I.A.C. Tourney; Greensboro, N.C.

STARTING LINEUP:

F- Jerry Anthony (13.9 ppg; 9.2 rpg).
F- Robbie Snipes (8.5; 4.1)
C- Bob Lemmond (13.3; 12.2)
G- Gary Cress (12.9; 5.1)
G- Pete Donahue (10.8; 6.7)

1968-69:

DIXIE CONFERENCE CHAMPIONS

The first winning season and championship for the four-year old program. The 49ers won 10 of 17 to end the year, including three straight in the Dixie Tournament at Guilford College with triumphs over UNC Greensboro (79-61), Greensboro College (69-60) and St. Andrews (78-69).

Instead of bouncing around from gym to gym, Charlotte played its home games up Highway 49 in Harrisburg Gym, where it produced a 6-2 mark, it's first winning record at home.

1968-69

D.I.A.C. Champions

Overall: 12-10

(H: 6-2, A: 5-7, N: 1-1) .545

Coach: Harvey Murphy

November

29 L 61-73 at Guilford
30 L 44-60 Pembroke - 1

December

3 W 66-63 at UNC Greensboro
5 L 67-72 METHODIST (HG)
7 L 67-72 BELMONT ABBEY (HG)
9 W 73-65 ST. ANDREWS (HG)
11 L 62-74 at Greensboro
17 W 71-67 at Lynchburg

January

8 W 74-60 UNC GREENSBORO (HG)
11 W 77-68 N.C. WESLEYAN (HG)
13 L 80-88 at St. Andrews
25 L 77-95 at Fla. Presbyterian
31 W 57-54 LYNCHBURG (HG)

February

1 W 70-53 COLL.CHARLESTON (HG)
4 L 71-73 at Belmont Abbey
7 W 75-64 at N.C. Wesleyan
8 L 107-111 at Methodist
11 W 113-85 GREENSBORO (HG)
15 L 81-89 at Coll. Charleston
20 W 79-61 UNC Greensboro - 1
21 W 69-60 Greensboro - 1
22 W 78-69 St. Andrews - 1
HG=Harrisburg Gym;

1 = D.I.A.C. Tournament, Greensboro, N.C.

STARTING LINEUP:

F- Jim Turpin (11.7 ppg; 3.9 rpg).
F- Ben Basinger (16.5; 9.6)
C- Bob Lemmond (9.7; 8.2)
G- Jerry Anthony (10.9; 7.0)
G- Pete Donahue (12.1; 6.2)



1969-70:

DIXIE CONFERENCE CHAMPIONS

A record 14 wins, a second straight D.I.A.C. Tournament title and the 49ers first post-season appearance sent Dr. Murphy out in style. His fifth-year program defended its title, beating College of Charleston (103-81), Methodist (63-61) and Lynchburg (49-42) in Lynchburg, Va. The 49ers joined the NAIA District Playoffs for their first postseason appearance, ever. Norris Dae established a still-standing school rebounding record while posting a double-double average of 15.8 points and 14.8 rebounds. Ben Basinger (13.9, 9.9) nearly averaged a double-double as well. Four players averaged double-digit scoring.

1969-70

D.I.A.C. Champions

Overall: 14-16

(H: 6-13, A: 2-1, N: 6-3) .467

Coach: Harvey Murphy

November

26 L 59-113 at High Point

December

1 W 62-55 at UNC Greensboro
 3 W 93-65 at Florida Presbyterian
 4 W 80-77ot METHODIST (HG)
 12 L 58-74 at Rollins
 13 L 69-122 at Stetson
 16 L 70-73 at Greensboro
 29 L 61-109 at Roanoke
 30 L 63-104 at Carson-Newman

January

2 L 51-55ot at Georgia State
 5 L 84-103 ROANOKE (HG)
 7 L 68-70 at Coll. Charleston
 10 W 97-77 N.C. WESLEYAN (HG)
 13 W 65-54 UNC GREENSBORO (HG)
 24 W 94-80 COLL. CHARLESTON (HG)
 26 W 76-68 at St. Andrews
 29 L 65-74 at Pfeiffer
 31 L 68-84 at Lynchburg

February

4 W 82-74 ST. ANDREWS (EM)
 6 W 85-71 at Lynchburg
 7 L 70-77 METHODIST (GHS)
 9 L 68-99 HIGH POINT (GHS)
 11 W 112-82 GREENSBORO (GHS)
 14 W 76-62 at Lynchburg
 16 L 72-88 at Pfeiffer
 19 W 103-81 Coll. Charleston - 1
 20 W 63-61 Methodist - 1
 21 W 49-42 at Lynchburg - 1

March

2 L 67-78 at Guilford - 2
 4 L 74-77 Elon - 2
 HG=Harrisburg Gym; 1= D.I.A.C. Tournament, Lynchburg, Va.; 2= NAIA District Playoffs, Guilford.

STARTING LINEUP:

F- Jim Turpin (11.4 ppg; 4.7 rpg).
 F- Ben Basinger (13.6; 9.9)
 C- Norris Dae (15.8; 14.8)
 G- Pete Donahue (10.7; 5.2)
 G- Stanley Graham (4.1; 2.4)

1970-71:

FIRST YEAR AS NCAA DIVISION I

A new beginning, with a new coach (Bill Foster) a new on-campus arena (The Mine Shaft) and a new level of play (NCAA Division I). The 49ers went 10-2 at home, including a victory in the 49ers' first appearance in the Charlotte Coliseum (the 49ers beat Buffalo, 64-46, Dec. 7.)

1970-71

Overall: 15-8 (H: 10-2, A: 5-6) .652

Coach: Bill Foster

Captains: Chris Black, Jerry Boggs

December

1 W 62-49 at Tennessee Tech
 3 W 86-84 at Austin Peay
 5 W 93-76 BRYAN
 7 W 64-46 BUFFALO (C)
 12 W 73-58 AUSTIN PEAY
 16 L 67-69 at University of South
 17 W 92-88 at UT-Chattanooga
 22 L 58-72 at Georgia Tech

January

2 L 49-60 at Toledo
 4 L 68-74 at Xavier
 9 L 62-66 TEXAS A.& M.
 13 W 101-50 TUSCULUM
 25 L 74-92 at LSU-New Orleans
 26 W 89-88 at Southern Mississippi
 30 W 104-51 LUTHER RICE

February

3 L 63-76 at Roanoke
 6 W 90-65 GEORGIA STATE
 8 W 79-63 COLL. CHARLESTON
 10 W 72-57 APPALACHIAN STATE
 13 W 60-53 WEST GEORGIA
 17 W 76-59 at Appalachian State
 20 W 84-55 GA. SOUTHWESTERN
 25 L 59-67 UT-CHATTANOOGA

C-Coliseum.

All other home games at Belk Gymnasium

STARTING LINEUP:

F- Norris Dae (13.9; 8.9)
 F- Jerry Boggs (11.8; 4.8)
 C- Harold Thames (11.4; 6.8)
 G- Charles Bryson (11.5; 3.0)
 G- Larry Reid (9.2; 3.5)

1971-72:

RECORD-SETTER

ROBERT EARL BLUE

This season marked the emergence of local product Robert Earl Blue, a sophomore from Concord. The tall, talented and slender center provided Foster with a glimpse of future success as he engineered a then-record 21.6 scoring clip and team-high 6.9 rpg. The 49ers beat South Florida, 78-72, Jan. 21, to mark the beginning of the longest running consecutive series in history.

1971-72

Overall: 14-11 (H: 12-5, A: 2-6) .560

Coach: Bill Foster

Captains: Chris Black; Jerry Boggs

December

1 W 106-63 TUSCULUM
 4 L 74-75 at Austin Peay
 6 L 68-87 MISSISSIPPI STATE (C)
 11 L 80-83 at Oklahoma
 17 L 71-78 VALDOSTA STATE
 21 W 75-68 EAST TENNESSEE ST.

January

4 W 86-80 TENNESSEE TECH
 8 W 80-79 TULANE (C)
 15 W 62-59 at Georgia State
 17 W 79-69 SUNY-STONY BROOK
 21 W 78-72 SOUTH FLORIDA
 22 W 79-64 APPALACHIAN STATE
 24 W 97-76 UT-CHATTANOOGA
 27 L 60-70 VALPARAISO (C)
 29 W 63-58 BAPTIST
 31 W 71-56 at Loyola-New Orleans

February


5 W 85-59 GEORGIA STATE
 8 W 87-69 AUSTIN PEAY
 12 L 77-78 at Appalachian State
 19 L 69-89 MARSHALL
 21 W 120-57 FLORIDA TECH
 23 L 69-71 LSU-NEW ORLEANS

61 STRAIGHT HOME WINS

MAXWELL; WATKINS UNBEATEN AT HOME

It's one of the most incredible stats in Charlotte 49ers athletic history. The 49ers won 61 straight home games from Feb. 28, 1973 through Dec. 3, 1977. That's four-plus years of winning at home. In fact, all-time stars Cedric "Cornbread" Maxwell and Melvin Watkins never lost at home in their four years (1973-77) with the program. Charlotte went 14-0; 15-0; 14-0; 15-0 in Maxwell's and Watkins' four seasons for a home win-loss slate of 58-0. Add wins in the final two home games of 1972-73 and the first home game of 1977-78, and Charlotte strung together 61 consecutive wins.

Also included during that time span is the program's longest overall win streak, a 16-game string from Dec. 29, 1974 to Feb. 26, 1975, as the 49ers went 23-3.



26 L 69-72 at UT-Chattanooga
 29 L 59-76 at Marshall

March

4 L 83-94 at DePaul
 C-Coliseum.

STARTING LINEUP:

F- Norris Dae (10.0 ppg; 6.4 rpg).
 F- Harold Thames (9.8; 6.6)
 C- Robert Earl Blue (21.6; 6.9)
 G- Terry Sloan (9.8; 5.9)
 G- Jerry Boggs (11.8; 4.4)

1972-73

Overall: 14-12 (H: 12-3, A: 2-9) .538

Coach: Bill Foster
 Captains: Rick Dobson;
 Robert Earl Blue

November

27 L 78-85 MOREHEAD STATE (C)
 30 W 77-60 BAPTIST

December

2 W 91-44 BRYAN
 5 L 59-74 at Marshall
 9 L 58-61 OKLAHOMA
 16 W 80-66 ATLANTA BAPTIST
 20 W 69-55 KENT STATE

January

6 L 71-73 at East Tennessee St.
 8 W 69-68 AUSTIN PEAY
 11 W 60-51 at Samford
 15 L 55-58 at Tulane
 18 W 72-56 SAMFORD
 20 W 70-59 GEORGIA STATE
 24 L 76-85 at Austin Peay
 27 L 49-72 at Iowa

February

1 L 68-74 ot at Tennessee Tech
 3 L 75-77 ot at Appalachian State
 5 W 96-86 SOUTHERN MISS
 10 W 124-63 TUSCULUM
 14 W 74-70 DE PAUL
 17 W 77-55 at Georgia State
 19 L 66-81 at Georgia Tech
 22 L 65-69 MARSHALL (C)
 24 L 64-100 at N.C. State
 28 W 92-60 CLARK

March

3 W 81-77 CLEVELAND STATE
 C = Coliseum.

STARTING LINEUP:

F- Derek Jones (11.5 ppg; 7.1 rpg)
 F- Geoff Bommer (11.0; 6.9)
 C- Robert Earl Blue (20.8; 7.2)
 G- Rick Dobson (4.9; 2.1)

G- Luther Jefferson (6.9; 2.9)

1973-74:

TOP SIGNEES MAXWELL; WATKINS

Landing Cedric Maxwell of Kinston, N.C. and Melvin Watkins of Reidsville, N.C., Foster brought in what may have been the best recruiting class in history. The duo that became the heart and soul of the 49ers most storied era enjoyed an unbeaten home season of 14-0 on its way to a school-best 22-4 record. Just freshman, Maxwell and Watkins, however, did take a back seat to Robert Earl Blue (17.5 ppg) and prolific scorer George Jackson (16.5). With senior captains Rick Dobson and Robert Earl Blue leading the way, the 49ers signaled the start of a new era by winning their first regular season tournaments by capturing the Queen City event in Buffalo and the Stetson Hatter Classic.

1973-74

Overall: 22-4

(H: 14-0, A: 5-4, N: 3-0) .846

Coach: Bill Foster
 Captains: Rick Dobson,
 Robert Earl Blue

November

30 L 76-84 at Furman

December

5 W 109-74 PRESBYTERIAN
 8 W 94-83 at Morehead State
 11 W 119-52 PAINE
 15 W 85-78 FAIRLEIGH-DICKINSON
 28 W 112-68 Richmond - 1
 29 W 99-83 Canisius - 1

January

2 W 93-71 Florida Tech - 2
 3 W 83-68 St. Francis, Pa. - 2
 7 W 86-78 WISC.-LACROSSE (C)
 9 L 77-79 2ot at Kent State
 11 W 64-63 at Cleveland State
 15 W 119-45 BAPTIST
 19 L 72-104 at N.C. State
 24 W 83-63 LONG ISLAND U. (C)
 26 W 98-65 SHORTER
 29 W 85-73 APPALACHIAN STATE

February

2 W 69-57 SAMFORD
 4 W 81-65 TENNESSEE TECH
 8 W 98-54 GEORGIA COLLEGE
 11 L 67-70 at Indiana State
 16 W 99-61 GEORGIA STATE



THE NCAA FINAL FOUR

NINERS MAKE MOST OF 1ST NCAA BID

It required three wins over nationally-ranked opponents -- including #5-ranked Syracuse and #1-ranked Michigan. It required a signature dunk by freshman Chad Kinch. It required the best that all-America Cedric "Cornbread" Maxwell (22.2 ppg; 12.2 rpg) could muster.

But the 49ers got it done. In their first-ever trip to the NCAA Tournament, the Charlotte 49ers reached The Final Four. The previous season, Maxwell had led them to the NIT Finals.

"It was an unbelievable journey," NCAA Mideast Regional MVP Maxwell told the *Charlotte Observer's* Bob Quincy. "The kid (Chad Kinch) made us a great basketball team."

After winning the inaugural Sun Belt Conference Tournament, with a 71-70 victory over New Orleans, the 49ers (25-3) earned their first-ever NCAA trip.

They defeated #17-ranked Central Michigan in overtime and thumped the fifth-ranked Orangemen, 81-59. In the Mideast Region Finals, a game highlighted by Kinch's "we won't be intimidated" dunk, Charlotte toppled top-ranked Michigan, led by Ricky Green, 75-68.

In the Final Four, the 49ers lost a last-second decision to Al McGuire's Marquette Warriors, 51-49, as Jerome Whitehead's jumper beat the buzzer (as the official scorer and referees would confirm in the chaotic aftermath).

Still, the 49ers, in just their seventh season of major college basketball, had rocked the game and become the youngest program and the first first-year conference team to reach the Final Four. They enjoyed a 13-game win streak and earned the program's first national ranking (#17, final *Associated Press* poll).



At one point, the 49ers won 10 straight and 15 of 16, with the only loss during that stretch a 67-64 setback at N.C. State.

"After we lost at (N.C.) State, there was talk that they were dropping us off the schedule," Rose said. "When we met them in the NIT (semifinal), I reminded our guys of that." Charlotte won that NIT semifinal in thrilling fashion, 80-79.

1975-76

NIT FINALS

Overall: 24-6
(H: 14-0, A: 7-5, N: 3-1) .800
Coach: Lee Rose

Captain: Melvin Watkins

November

29 W 96-80 at Eastern Kentucky

December

1 W 86-79 at Morehead State
6 W 73-64 FLORIDA
9 W 107-79 WOFFORD (MS)
12 W 90-71 NO. ILLINOIS (MS)
20 W 78-61 at Vanderbilt
22 L 60-70 at Maryland

January

3 L 62-71 at Texas Tech
5 L 71-73 at Centenary
8 W 86-68 N.C. A.&T.
10 W 114-59 MD.-EAST. SHORE (MS)
12 W 81-45 SUNY-STONY BR. (MS)
17 W 94-61 SAMFORD (MS)
19 W 73-53 APPALACHIAN STATE
24 W 84-59 at Southern Mississippi
26 W 80-67 at Georgia State
31 W 84-75 UC-SANTA BARBARA (MS)

February

4 W 105-80 BISCAYNE (MS)
7 W 99-64 GEORGIA STATE (MS)
11 L 64-67 at N.C. State
14 W 111-71 PRESBYTERIAN (MS)
16 W 75-68 at Georgia Southern
19 W 124-63 BAPTIST (MS)
23 W 82-70 at Cleveland State
28 W 79-78 CENTENARY

March

2 L 71-77 at Creighton
13 W 79-74 San Francisco - 1
15 W 79-72 Oregon - 1
18 W 80-79 N.C. State - 1
19 L 67-71 Kentucky - 1
MS=Mine Shaft (all other home games at Coliseum);

1=NIT, Madison Square Garden, New York City

STARTING LINEUP:

F- Lew Massey (22.5 ppg; 7.6 rpg).
F- Kevin King (12.0; 6.2)
C- Cedric Maxwell (19.9; 12.0)
G- Bob Ball (6.1; 2.3)
G- Melvin Watkins (9.1; 5.3)

1976-77

NCAA FINAL FOUR Sun Belt Champions

Overall: 28-5
(H: 14-0, A: 10-3, N: 4-2, SBC: 5-1) .848
Coach: Lee Rose
Captains: Cedric Maxwell;
Melvin Watkins

November

27 W 111-63 GEORGIA COLLEGE (MS)

December

1 W 104-62 EASTERN KENTUCKY
4 L 67-69 at Tennessee
6 W 75-68 MOREHEAD STATE
11 W 85-81 at New Mexico State - 1

10 W 91-86 Lamar - 1
18 W 107-58 at Baptist
29 W 97-81 BROWN - 2
30 W 104-68 NEW HAMPSHIRE - 2

January

4 W 112-75 at Hawaii-Hilo (exh.)
5 W 80-64 at Hawaii-Hilo (exh.)
8 W 80-69 at UC-Santa Barbara
15 W 120-87 BAPTIST
19 W 87-59 at Appalachian State
22 L 72-74 at Wake Forest
24 W 91-76 at Rollins
26 W 93-77 GA. SOUTHERN (MS)
29 W 76-65 at Florida State
31 W 83-70 UNCW (MS)

February

5 L 87-96 at St. Francis, Pa.
12 W 102-72 at Southern Mississippi
15 W 87-74 BIRM.-SOUTHERN (MS)
19 W 85-75 at Seton Hall
21 W 95-81 at Samford
26 W 83-72 BUFFALO STATE
28 W 85-67 CREIGHTON

March

2 W 84-80 at Marshall
4 W 87-72 VCU
8 W 74-69 JACKSONVILLE - 3
9 W 71-70 NEW ORLEANS - 3
13 W 91-86 ot #17 Central Michigan - 4
17 W 81-59 #5 Syracuse - 5
19 W 75-68 #1 Michigan - 5
26 L 49-51 Marquette - 6
28 L 94-106 UNLV - 6

MS=Mine Shaft; 1=Roadrunner Classic, Las Cruces, N.M.; 2=Charlotte Inv.; 3=Sun Belt Trny.; 4=NCAA Trny., Bloomington, Ind.; 5=NCAA Trny., Lexington, Ky.; 6=NCAA Trny., Atlanta, Ga. (Omni).

STARTING LINEUP:

F- Lew Massey (19.6 ppg; 6.7 rpg)
F- Kevin King (11.1; 5.0)
C- Cedric Maxwell (22.2; 12.2)
G- Melvin Watkins (9.6; 3.7)
G- Chad Kinch (15.3; 3.7)

1977-78:

SUN BELT REGULAR-SEASON CHAMPIONS

The 49ers posted a 20-7 record and won the Sun Belt regular season, but the 49ers dropped their first round game in the Sun Belt Tournament to South Alabama -- a team they had drilled, 105-78, a week earlier. The highlights of the season were a home win over nationally-ranked Florida State, 88-79, Feb. 13, the completion of a 61-game home win streak, and the continuation of a 50-game win streak in the Mine Shaft. It was, however, the final season for head coach Lee Rose, who moved on to Purdue.

1977-78

Overall: 20-7
(H: 12-2, A: 7-5, N: 1-0, SBC: 9-1) .741
Coach: Lee Rose
Captains: Lew Massey; Jeff Gruber

November

25 W 68-64 at Illinois
30 L 64-81 at Mississippi

December

3 W 93-67 ROLLINS (MS)
5 L 64-71 APPALACHIAN STATE
9 W 79-61 BOSTON COLLEGE - 1
10 W 68-67 LaSALLE - 1
17 W 70-68 ot at South Florida*
19 W 59-47 at Georgia State*
29 W 60-55 Kent State - 2
30 L 65-67 at Eastern Montana - 2

January

5 L 55-61 at Dayton
7 W 61-60 at New Orleans*

20 W 105-66 LIMESTONE
25 W 73-57 at Samford
28 W 103-75 PITTS.-JOHNSTOWN
March
4 W 97-69 at Georgia State
C= Coliseum; 1=Queen City Trny., Buffalo, N.Y.; 2= Stetson Hatter Classic, DeLand, Fla.
STARTING LINEUP:
F- Robert Earl Blue (17.5 ppg; 6.1 rpg).
F- Geoff Bommer (8.6; 6.3)
C- Jon Heath (13.7; 8.5)
G- Sheldon Shipman (7.9; 2.4)
G- George Jackson (16.5; 2.6)

1974-75:

JACKSON'S RECORD-SETTING SEASON

In Bill Foster's final season, George Jackson set the 49ers single-season scoring record, averaging 24.5 points to lead the 49ers to a 23-3 record that included a school record 16-game win streak.

1974-75

Overall: 23-3
(H: 15-0, A: 4-2, N: 4-1) .884
Coach: Bill Foster
Captain: George Jackson

November

29 W 69-66 Centenary - 1
30 W 85-57 Massachusetts - 1

December

4 W 106-65 HARDIN-SIMMONS
7 L 78-89 at Florida
9 W 100-60 COLL. CHARLESTON
14 W 104-68 SOUTHERN TECH
26 W 78-65 Wyoming - 2
28 L 64-67 Oklahoma City - 2
29 W 86-69 North Texas State - 2

January

7 W 107-66 NEBRASKA-OMAHA
9 W 75-61 at Appalachian State
11 W 107-72 BOSTON U.
18 W 104-70 SAMFORD
20 W 85-70 INDIANA STATE (C)

25 W 75-49 GEORGIA STATE
28 W 118-51 ST. LEO
February
1 W 105-63 ADELPHI
3 W 100-63 GEORGIA SOUTHERN
8 W 91-74 at Samford
10 W 57-49 at Georgia State
13 W 76-61 NEWBERRY
17 W 60-58 at Northern Illinois
22 W 115-53 OGLETHORPE
26 W 97-48 WALSH
March
3 L 80-103 at N.C. State
7 W 90-77 CLEVELAND STATE
C=Coliseum;

1=Hall of Fame Trny., Springfield, Mass.;
2=All-College Trny., Oklahoma City, Okla.
STARTING LINEUP:
F- Jon Heath (9.0 ppg; 6.1 rpg).
F- Lew Massey (12.8; 5.2)
C- Cedric Maxwell (12.2; 8.8)
G- Melvin Watkins (4.8; 3.5)
G- George Jackson (24.5; 2.6)

1975-76:

NIT FINALS

Talk about an impressive debut. In Lee Rose's first season as head coach, the 49ers made their first foray into Div. I post-season, and rode the impressive shoulders of Cedric "Cornbread" Maxwell (19.9, 12.0) and the high-scoring prowess of Lew Massey (22.5, 7.6) all the way to the NIT Finals. The 49ers upset nationally ranked San Francisco, Oregon, and N.C. State before losing to Kentucky, 71-67, in the NIT Finals, Mar. 19. Each of the games took place in historic Madison Square Garden.

"We thought we were good enough to go to the NCAA Tournament," Watkins recalled. "But, we used the NIT as our NCAA Tournament and made a name for ourselves."



9	W	54-53	at South Alabama*
14	L	60-64	at Jacksonville*
16	W	67-66	NEW ORLEANS*
21	W	108-87	at UNC Wilmington
23	W	83-71	GEORGIA STATE*
28	W	101-82	JACKSONVILLE*
February			
5	W	68-64	SOUTH FLORIDA*
8	W	72-63	ST. FRANCIS, PA. (MS)
11	W	82-71	MARSHALL (MS)
13	W	88-79	FLORIDA STATE
16	L	75-80	at Va. Commonwealth
18	W	81-65	at Buffalo State
20	W	105-78	SOUTH ALABAMA*
25	L	56-66	SOUTH ALABAMA - 3
March			
2	W	89-62	UNC WILMINGTON

* - Sun Belt game; MS= Mine Shaft;
1=First Union Inv.;
2= KOA Classic, Billings, Montana;
3=Sun Belt, Charlotte, N.C.

STARTING LINEUP:
 F - Lew Massey (21.8 ppg; 6.8 rpg)
 F - Kevin King (13.7; 7.4)
 C - James George (6.7; 4.4)
 G - Chad Kinch (17.8; 3.5)
 G - Jeff Gruber (6.1; 1.3)

1978-79
 16-11
 (H: 13-4, A: 2-7, N: 1-0, SBC: 6-4) .741
 Coach: Mike Pratt
 Captains: Kevin King; Jerry Winston

November
 29 W 68-57 MISSISSIPPI

December
 2 L 44-50 TEXAS TECH
 4 L 73-91 at Furman
 8 W 91-73 HOFSTRA - 1
 9 W 66-61 G. WASHINGTON- 1
 16 L 80-86 EASTERN KENTUCKY
 20 L 81-82 at Georgia Southern
 23 L 70-72 at South Florida*
 29 W 74-61 St. Bonaventure - 2
 30 L 57-61 at Marquette - 2

January
 6 W 68-63 at New Orleans*
 13 L 60-71 at South Alabama*
 15 W 82-57 SAMFORD (MS)
 17 L 57-61 ot at Jacksonville*
 20 L 47-58 at Appalachian State
 23 W 70-61 N.C. A.&T.
 27 W 80-62 SOUTH FLORIDA*
 30 W 59-54 JACKSONVILLE*

February
 5 W 90-69 at Georgia State*
 8 W 75-57 UNC-WILMINGTON (MS)
 12 W 76-66 NEW ORLEANS*
 15 W 85-60 GEORGIA STATE*
 17 L 63-66 SOUTH ALABAMA*
 19 W 93-83 DAVIDSON
 23 W 71-57 GEORGIA STATE - 3
 24 L 47-50 SOUTH FLORIDA - 3
 28 W 88-71 GA. SOUTHERN (MS)

* - Sun Belt game; MS=Mine Shaft;
1=First Union Inv.;
2 = Milwaukee Classic;
3 = Sun Belt Tournament, Charlotte.

STARTING LINEUP:
 F - Kevin King (15.5 ppg; 6.9 rpg)
 F - Phil Scott (6.2; 4.0)
 C - George Devone (5.1; 4.1)
 G - Phil Ward (7.9; 2.7)
 G - Chad Kinch (20.6; 3.7)

1979-80
 Overall: 15-12
 (H: 11-3, A: 4-6, N: 0-3; SBC: 9-5) .556
 Coach: Mike Pratt
 Captain: Chad Kinch

December

1	W	64-60	TOLEDO
3	L	79-84	at Eastern Kentucky
7	W	72-66	OKLA. STATE - 1
8	W	104-82	DAVIDSON - 1
13	L	76-93	at Louisville - 2
14	L	75-79 2ot	Evansville - 2
20	W	91-76	FURMAN
27	W	69-64	at Oregon - 3
28	L	65-85	Clemson - 3
29	L	91-104	Brigham Young - 3

January
 2 L 73-75 at VCU*
 5 W 68-65 JACKSONVILLE*
 7 W 61-52 at New Orleans*
 12 W 72-69 at Georgia State*
 14 L 68-72 at Jacksonville*
 22 W 88-73 GEORGIA STATE*
 26 L 69-80 SOUTH ALABAMA*
 28 L 76-84 at UAB*
 30 L 65-66 at South Alabama*

February
 3 W 95-79 at South Florida*
 5 W 73-68 UAB*
 7 W 83-78 NEW ORLEANS*
 9 W 100-84 SOUTH FLORIDA*
 11 W 58-56 APPALACHIAN STATE
 16 W 75-74 VCU*
 18 L 70-73 DAVIDSON
 23 L 93-100 VCU - 4

All home games at Coliseum; * - Sun Belt game; 1 = First Union Inv.; 2 = Louisville Classic; 3 = Far West Classic, Portland, Ore.; 4 = Sun Belt Tournament, Charlotte.

STARTING LINEUP:
 F - Bobby Potts (13.9 ppg; 6.2 rpg)
 F - Donnie Koonce (6.4; 3.7)
 C - George Devone (7.4; 5.6)
 G - Phil Ward (10.6; 3.2)
 G - Chad Kinch (18.9; 4.0)

1980-81
 Overall: 10-17
 (H: 7-7, A: 1-9, N: 2-1, SBC: 3-9) .370
 Coach: Mike Pratt
 Captains: Donnie Koonce;
 Roland VanDenBergh

November
 29 W 71-64 UNC-ASHEVILLE


December
 2 L 59-84 at Toledo
 6 W 101-59 WISC.-SUPERIOR
 12 L 64-75 TEXAS A&M - 1
 13 L 63-71 WISCONSIN - 1
 17 W 66-64 GEORGIA STATE*
 20 W 88-84 BISCAYNE
 26 W 68-65 Temple - 2
 27 W 75-62 Northeastern - 2

January
 3 L 74-79 at South Florida*
 5 L 54-56 3ot at Jacksonville*
 8 L 61-92 SOUTH ALABAMA*
 13 L 63-80 at South Alabama*
 18 L 75-86 at VCU*
 20 L 64-65 ot EAST CAROLINA
 24 L 65-72 at St. Joseph's
 26 W 97-75 at Georgia State*
 31 L 52-53 at Appalachian State

February
 3 L 80-90 VCU*
 7 L 73-86 at UNC Wilmington
 10 L 67-69 JACKSONVILLE*
 12 L 57-73 UAB*
 15 W 73-56 SOUTH FLORIDA*
 17 W 61-58 MARQUETTE
 22 L 72-86 at UAB*
 23 W91-89 2ot DAVIDSON
 26 L 64-80 UAB - 3

All home games at Coliseum; * - Sun Belt game; 1 = First Union Inv.;
 2 = Best Holiday Classic, Portland, Me.;
 3 = Sun Belt Tournament, Jacksonville, Fla.

JEFF MULLINS REJUVENATES 49ERS
 NBA CHAMP; OLYMPIC GOLD MEDALIST
 "The New Attitude", personified in new head coach Jeff Mullins. Mullins was a former NBA World Champion with the Golden State Warriors, an all-America at Duke and an Olympic gold medalist. And, as time would attest, he was a class act. His first game drew a frenetic Mine Shaft standing-room-only crowd as the 49ers riddled UNC-Asheville. Two days later, the program played in front of a sellout crowd of 11,222 as the 49ers lost a last-second heartbreaker to Wake Forest at the Coliseum. Later that season, they beat Wake Forest on the road, 62-61, for the program's first road win against an ACC team.



The 49ers lost in the first round of the Sun Belt Tournament, 76-67, to Old Dominion in Birmingham, Ala., but Mullins liked what he saw.

"I went over to (freshmen) Jeff (West), Byron (Dinkins) and Reggie (Barnes) as they were watching the tournament," Mullins recalls. "They were frustrated, but I told them to enjoy this because one day they'd make noise in the tournament, too."

In 1987-88, with Sun Belt Player of the Year Dinkins leading the way, the 49ers did make noise. And they danced, too - back in the NCAAs for the first time since 1977. The new attitude gave birth to a new era and Mullins was at the heart of the historic turnaround.

STARTING LINEUP:
 F - Melvin Johnson (11.9 ppg; 5.4 rpg)
 F - Reuben McDaniel (2.9; 1.9)
 C - George Devone (10.2; 8.4)
 G - Phil Ward (14.3; 3.6)
 G - Donnie Koonce (13.8; 4.1)

1981-82
 Overall: 15-12
 (H: 12-5, A: 2-5, N: 1-2, SBC: 3-7) .556
 Coach: Mike Pratt
 Captains: Bobby Potts; Phil Ward

November
 30 W 67-64 UNC ASHEVILLE (MS)

December
 5 W 88-78 PENN STATE
 7 W 52-45 CHARLESTON (MS)
 11 W 59-57 HOLY CROSS - 1
 12 W 78-71 DAVIDSON - 1
 15 W 71-69 CAMPBELL (MS)
 29 L 73-76 Florida State - 2
 30 W 70-60 Hofstra - 2

January
 2 W 58-56 at South Alabama*
 6 W 74-70 SOUTHERN MISS
 9 W79-75 2ot VCU*
 11 L 81-85 at UAB*
 13 W 94-88 JACKSONVILLE*
 16 L 67-76 ST. JOSEPH'S
 18 W 112-74 GEORGIA STATE (MS)
 20 W 60-54 APPALACHIAN STATE
 27 L 68-71 at East Carolina
 31 L 58-80 at VCU*

February
 2 L 66-67 at Marquette
 6 L 72-87 at South Florida*
 10 L 82-86 JACKSONVILLE*
 13 W 87-67 at Georgia State
 15 L 69-74 SOUTH FLORIDA*
 17 L 68-73 SOUTH ALABAMA*
 21 L 73-78 UAB*
 22 W74-72 2ot DAVIDSON
 26 L 59-66 South Florida - 3

MS= Mine Shaft; * - Sun Belt game; 1 = First Union Inv.; 2 = Dayton (Ohio) Invitational; 3 = Sun Belt Tournament, Birmingham, Ala.

STARTING LINEUP:

F - Bobby Potts (20.9 ppg; 6.0 rpg)

F - Melvin Johnson (12.2; 6.9)

C - Lawrence Furlow (6.7; 4.4)
 G - Phil Ward (16.2; 3.8)
 G - Matt Houpt (4.9; 2.2)

1982-83
 Overall: 8-20
 (H: 6-8, A: 2-10, N: 0-2, SBC: 5-9) .286
 Coach: Hal Wissel
 Captain: Irvin Williamson

November
 27 L 59-69 UNC ASHEVILLE
 30 W 81-69 RIDER

December
 4 L 60-71 GEORGE MASON
 8 L 57-65 at St. Peter's
 18 L 62-83 at Iona
 22 L 58-78 at Old Dominion*
 29 L 75-86 American - 1
 30 L 49-60 Texas - 1

January
 3 W 109-77 SUNY-BUFFALO
 6 L 72-84 at South Alabama*
 9 W 74-68 WESTERN KY*
 13 L 80-99 IONA
 15 L94-106 ot SOUTH FLORIDA*
 17 W 80-67 at Campbell
 19 L 78-90 at South Florida*
 27 W 77-75 SOUTH ALABAMA*
 29 L 76-90 at VCU*
 31 L 64-66 EAST CAROLINA

February
 3 L 60-73 at UAB*
 5 L 66-92 at Southern Mississippi
 10 W 80-72 OLD DOMINION*
 12 L 70-78 UAB*
 16 W 82-75 JACKSONVILLE*
 20 W 83-75 at Jacksonville*
 21 L 73-82 DAVIDSON
 24 L 69-72 at Western Kentucky*
 26 L 71-73 VCU*

March
 4 L 63-65 at UAB - 2
 Home games at Coliseum;
 * - Sun Belt game;

1=Cable Car Classic, Santa Clara, Cal.;
 2=Sun Belt Tournament, Birmingham, Ala.

STARTING LINEUP:
 F - Melvin Johnson (16.3 ppg; 6.3 rpg)
 F - Emery Atkinson (11.8; 7.0)
 C - Leroy Smith (5.4; 4.4)



G - John Gullickson (14.2; 3.2)
G - Randy Davis (11.5; 2.2)

1983-84

Overall: 9-19
(H: 7-7, A: 2-9, N: 0-3, SBC: 2-12) .321
Coach: Hal Wissel
Captains: Emery Atkinson;
Reuben McDaniel

November

28 L 56-57 UNC ASHEVILLE (MS)
30 W 75-73 MO.-ST. LOUIS (MS)

December

2 L 60-79 N. C. State - 1
3 L 55-77 at Wake Forest - 1
8 W 93-77 ERSKINE (MS)
13 W 81-65 CAMPBELL (MS)
17 W 76-67 at Penn State
21 L 71-77 at Furman
28 L 77-82 UNC WILMINGTON - 2
29 W 67-51 APP. STATE - 2

January

2 W 67-57 at East Carolina
4 L 64-77 at George Mason
9 W 61-56 DAVIDSON
12 L 56-64 VCU*
14 L 45-47 WESTERN KY.*
19 W 75-73 OLD DOMINION*
21 L 69-71ot at Jacksonville*
26 L 60-74 at UAB*
29 L 77-82 at South Alabama*

February

4 L 63-83 at South Florida*
7 L 71-79 at Old Dominion*
9 L 70-79 UAB*
11 W 85-70 JACKSONVILLE*
16 L 63-67 SOUTH FLORIDA*
18 L 76-80ot at Western Kentucky*
22 L 58-87 at VCU*
25 L 91-101 SOUTH ALABAMA*

March

2 L 52-64 VCU - 3
MS= Mine Shaft; * Sun Belt game; 1= McDonald's Classic, Greensboro, N.C.; 2= UNCC Holiday Classic;

3= Sun Belt Tournament, Birmingham, Ala.

STARTING LINEUP:

F - Melvin Johnson (19.6 ppg; 8.7 rpg)
F - Emery Atkinson (12.4; 6.5)
C - Ray Gromlowicz (5.3; 3.4)
G - Keith Williams (8.7; 2.5)
G - Randy Davis (12.0; 2.4)

1984-85

Overall: 5-23
(H: 4-12, A: 0-9, N: 1-2, SBC: 1-13) .178
Coach: Hal Wissel
Captain: Leroy Smith

November

26 L 79-82 WOFFORD
28 L 61-64 ECKERD
30 L 68-77 APPALACHIAN ST. - 1

December

1 L 60-61 UNC WILMINGTON - 1
8 L 64-70 DAVIDSON
15 W 71-65 FURMAN
18 L 76-86 at Tennessee
21 L 70-77 at Hofstra
28 L 66-68ot Princeton - 2
29 W 76-58 Idaho - 2

January

3 W 100-57 METHODIST
7 W 75-65 HARTFORD
10 L 60-86 at Old Dominion*
12 L 72-82 JACKSONVILLE*
14 L 68-86 GEORGIA TECH
17 L 75-85 VCU*
20 L 62-89 at South Alabama*
22 L 62-65 at UAB*
26 L 67-96 at Jacksonville*

28 L 52-84 at South Florida*
31 L 76-87 SOUTH ALABAMA*

February

2 L 67-102 at Western Kentucky*
7 L 56-77 at VCU*
9 L 81-82 SOUTH FLORIDA*
14 L 64-80 OLD DOMINION*
21 L 55-60 UAB*
23 W 77-76 WESTERN KY.*

March

1 L 62-85 VCU - 3
* Sun Belt game 1= UNCC Classic; 2= Blade-Glass Classic, Toledo, Ohio; 3= Sun Belt Tournament, Hampton, Va.

STARTING LINEUP:

F - Leroy Smith (10.1 ppg; 9.8 rpg)
F - Scott Fitzgibbons (5.3; 4.2)
C - Clinton Hinton (16.8; 7.4)
G - Keith Williams (11.3, 2.3)
G - Rodney Abrams (9.1; 4.5)

1985-86:

MULLINS' FIRST SEASON
AS COACH

8-20 (H: 4-10, A: 4-8, N: 0-2, SBC: 1-13) .286

Coach: Jeff Mullins

Captain: Rodney Abrams

November

22 W 92-68 UNC ASHEVILLE (MS)
26 L 67-68 WAKE FOREST

December

2 W 85-63 LONGWOOD (MS)
7 L 73-84 at Appalachian State
9 W 94-76 at Western Carolina
14 L 53-68 DAVIDSON
20 L 59-60 APPALACHIAN STATE
27 W 77-76 at San Diego State - 1
28 L 84-102 #3 Memphis State - 1

January

3 W 101-85 WOFFORD (MS)
9 L 61-67 at South Florida*
11 L 77-96 at Jacksonville*
13 L 87-94 OLD DOMINION*
16 L 50-67 at VCU*
18 L 58-67 JACKSONVILLE*
23 L 63-81 at UAB*
30 L 67-78 WESTERN KY.*

February

1 L 70-88 at Old Dominion*
3 L 70-87 VCU*
6 L 76-87 at Georgia Tech
8 L 68-78 at Western Kentucky*
10 L 64-72 SOUTH FLORIDA*
13 W 61-58 at South Alabama*
15 W 62-61 at Wake Forest
17 L 54-70 UAB*
19 W 81-78 GEORGIA STATE
22 L 61-62 SOUTH ALABAMA*
27 L 67-76 Old Dominion - 2

MS=Mine Shaft; * - Sun Belt game;
1= Holiday Bowl Classic, San Diego, Cal.;
2= Sun Belt Tourney, Birmingham, Ala.

STARTING LINEUP:

F - Michael Milling (19.6 ppg; 7.7 rpg)
F - Rodney Abrams (7.4; 5.0)
C - Ray Gromlowicz (7.6; 6.1)
G - Keith Williams (13.6; 2.3)
G - Reggie Barnes (4.7; 2.0)

1986-87:

"THE TURNAROUND"

The 49ers were ranked second at season's end in the NCAA's "Turnaround" stat, winning 10 more games to improve from 8-20 to 18-14.

1986-87

18-14 (H: 11-2, A: 3-10, N: 4-2, SBC: 6-8) .563


Coach: Jeff Mullins

Captains: Ray Gromlowicz; Mike Milling; Keith Williams

STAR POWER

DINKINS, WILLIAMS, LANG PAVE WAY TO FIVE POST-SEASONS

After being shutout of post-season play from 1978 through 1987, the new era ushered in by Jeff Mullins relied heavily on star power. For the nine years from 1986-87 through 1994-95, the 49ers had exactly three leading scorers: Byron Dinkins (1987-89), Henry Williams (1990-92) and Jarvis Lang (1993-95). And during that same period, the 49ers basketball program resurfaced with five post-season bids. Dinkins, the Sun Belt Conference Player of the Year and Tournament MVP, paved the way to the NCAAs in 1988. He was joined by Williams during the NIT season of 1989 while the all-time leading scorer provided his own MVP magic at the 1992 Metro Tournament. He passed the torch to Lang, who had led the nation's freshmen in scoring and rebounding in 1991 and carried the 49ers to the 1994 NIT and 1995 NCAAs on his broad shoulders, earning Metro Player of the Year honors in his final season.



November

28 L 72-74 New Mexico - 1
29 W 79-55 at Chaminade - 1
30 W 87-75 VCU - 1

December

2 W 69-45 at Hawaii-Hilo
4 L 63-80 at California
8 W 82-55 FRANCIS MARION (MS)
10 W 80-63 WESTERN CAROLINA
13 W 77-70 DAVIDSON
19 W 81-66 San Diego State - 2
20 L 69-86 at Tennessee - 2
27 L 70-71 Texas Tech - 3
29 W 88-70 St. Bonaventure - 3

January

3 L 55-68 at VCU*
5 L 63-65 at South Florida*
8 W 93-67 LONGWOOD (MS)
10 W 74-57 Old Dominion*
12 L 46-69 at UAB*
15 W 68-62 SOUTH FLORIDA*
17 W 87-81 SOUTH ALABAMA*
20 W 85-61 COASTAL CARO. (MS)
22 L 67-79 JACKSONVILLE*
24 W 96-87 WOFFORD (MS)
28 L 76-80 at South Alabama*
31 L 69-88 at Western Kentucky*

February

5 L 68-99 at Jacksonville*
8 L 71-74 ot WESTERN KY.*
12 W 76-63 UAB*
14 L 76-84 at Wake Forest
16 W 83-65 at Old Dominion*
21 W 83-74 VCU*
26 W 88-73 VCU - 4
27 L 95-99 2ot at Western Kentucky - 4
MS=Mine Shaft; * - Sun Belt game; 1= Hawaii Air Classic, Maui; 2= Vol Classic, Knoxville, Tenn.; 3= Fiesta Bowl Classic, Tucson, Ariz.; 4= Sun Belt, Bowling Green, Ky.
STARTING LINEUP:
F - Michael Milling (14.4 ppg; 6.2 rpg)
F - Ronnie Bellamy (11.9; 6.8)
C - Dan Plondke (10.1; 5.8)
G - Keith Williams (11.7; 2.0)
G - Byron Dinkins (13.5; 2.8)

1987-88:

NCAA SOUTHEAST REGION
SUN BELT CHAMPIONS

Guard Byron Dinkins was named the Sun Belt Conference Player of the Year and league

tournament MVP, leading the 49ers to the Sun Belt Championship and automatic bid to the NCAA Tournament, the 49ers first visit since the 1977 Final Four run. Jeff Mullins was named Sun Belt Coach of the Year, using an outside-in game plan around Dinkins, center Dan Plondke and a core of supporting players. The 49ers won the league's regular-season title when Dinkins erupted for 37 points against UAB on the night Jacksonville upset VCU. Charlotte went on to win the tournament in three games by a total of six points, and Cedric Ball's free throws over Jacksonville were the most important. The 49ers beat VCU, 81-79 in the tournament championship. The 49ers lost to Brigham Young, 92-88 in overtime in the NCAA Tournament at Atlanta, Ga. Jeff West's three-pointer at the buzzer sent the game into the extra stanza.

1987-88

NCAA SOUTHEAST
SUN BELT CHAMPIONS

Overall: 22-9

(H: 11-2, A: 7-6, N: 4-1, SBC: 11-3) .709

Coach: Jeff Mullins

Captains: Byron Dinkins; Jeff West; Dan Plondke

November

27 W 77-51 LONGWOOD (MS)

December

3 W 89-73 COASTAL CAROLINA
7 W 65-57 GEORGIA SOUTHERN
9 W 89-70 at Georgia State
12 W 86-68 DAVIDSON
18 W 78-63 Middle Tennessee St. - 1
19 L 81-84 at Kentucky - 1
28 W 89-73 Howard - 2
29 L 64-82 at Florida Southern - 2

January

2 W 90-77 at Jacksonville*
6 L 82-98 BRADLEY
9 W 87-80 SOUTH ALABAMA*
12 L 52-78 at West Virginia
16 W 68-65 JACKSONVILLE*
21 L 60-81 at Virginia Tech
25 L 69-78 at Western Kentucky*
28 W 81-65 OLD DOMINION*
30 W 67-58 at South Florida*

February

1 W 85-75 UNC WILMINGTON
4 W 90-74 WESTERN KY.*
7 W 89-84 at South Alabama*



11	W	86-79	at UAB*
13	W	82-81	at Old Dominion*
15	L	83-91	VCU*
20	W	84-72	SOUTH FLORIDA*
25	W	80-78	UAB*
27	L	65-84	at VCU*

March

5	W	73-72	Jacksonville -3
6	W	71-67	South Alabama - 3
7	W	81-79	at VCU-3
17	L	92-98 ot	Brigham Young - 4

MS=Mine Shaft; * - Sun Belt game; 1= UKIT, Lexington, Ky.; 2= WLKF Classic, Lakeland, Va.; 3= Sun Belt Tournament, Richmond, Va.; 4=NCAA Tournament, Atlanta, Ga.

STARTING LINEUP:

F - Frank Persley (11.7 ppg; 4.7 rpg)
F - Cedric Ball (7.1; 5.4)
C - Dan Plondke (12.6; 6-8)
G - Byron Dinkins (21.5; 3.0)
G - Jeff West (10.4; 2.7)

**1988-89:
NIT**

PRESEASON TOP 25

Charlotte was listed among many publication's Top 25 teams and Associated Press had them ranked #28 in votes. Newcomer Henry Williams was a first-team NCAA Freshman all-America. Byron Dinkins established a school record with 207 assists. The 49ers won 10 of their last 11 league games to finish second. The 49ers dropped an overtime decision to Western Kentucky, 65-63, in the Sun Belt Tournament first round, in Charlotte. In the NIT, the Cliff Robinson-led Connecticut Huskies won, 67-62, on their way to the NIT Final Four.

**1988-89
N.I.T.**

Overall: 17-12

(H: 11-5, A: 5-7, N: 1-0, SBC: 10-4) .586
Coach: Jeff Mullins

Captains: Byron Dinkins; Jeff West

November

28	W	77-63	APPALACHIAN STATE
----	---	-------	-------------------

December

8	W	98-71	J.C. SMITH
10	W	79-64	DAVIDSON
19	W	70-61	COASTAL CAROLINA
22	L	73-82 ot	WEST VIRGINIA
29	W	76-53	Boston U. - 1
30	L	68-84	at Santa Clara - 1

January

5	W	75-42	COLUMBIA U.
7	L	86-94	at #1 Oklahoma
10	L	76-93	at Georgia Southern
12	L	79-90	OLD DOMINION*
15	L	83-97	at South Alabama*
19	L	71-73	at VCU*
21	W	72-70	SOUTH ALABAMA*
26	W	87-79	at Bradley
28	W	86-72	at UAB*
31	W	71-47	SOUTH FLORIDA*

February

2	W	84-79	at Jacksonville*
4	W	68-59	VCU*
5	L	66-68	at SMU
8	L	76-84	VIRGINIA TECH
11	L	82-88	at Old Dominion*
13	W	70-61	WESTERN KY.*
15	W	81-76	at South Florida*
21	W	79-73	at Western Kentucky*
23	W	84-71	JACKSONVILLE*
27	W	76-74	UAB*

March

4	L	63-65 ot	WESTERN KY.-2
15	L	62-67	CONNECTICUT - 3

Home game at New Charlotte Coliseum;
* - Sun Belt game; 1= Cable Car Classic, Santa Clara, Cal.; 2= Sun Belt Tournament, Charlotte; 3= NIT, Charlotte, N.C.

STARTING LINEUP:

F - Cedric Ball (11.9 ppg; 7.4 rpg)
F - Frank Persley (9.2; 4.3)
C - Sam Robson (6.3; 5.0)
G - Byron Dinkins (17.6; 3.7)
G - Henry Williams (17.4; 3.6)

1989-90

Overall: 16-14

(H: 9-4, A: 4-8, N: 3-2, SBC: 6-8) .511

Coach: Jeff Mullins
Captains: Cedric Ball;
Henry Williams

November

27	W	87-55	N.C. A&T
29	W	73-56	COASTAL CAROLINA

December

4	L	81-88	at Appalachian State
6	W	76-59	at UNC Wilmington
8	W	67-64	DAVIDSON
18	L	79-104	CLEMSON
20	L	55-63	SMU
28	L	69-76	Illinois State - 1
29	W	85-76	Northeastern - 1
30	W	88-83 2ot	Boston U. - 1

January

4	L	86-89	SOUTH FLORIDA*
9	L	78-94	at Old Dominion*
11	L	78-92	at South Alabama*
13	W	77-70	JACKSONVILLE*
20	L	78-79	at Western Kentucky*
25	W	92-86	West Virginia - 2
27	L	74-79	at South Florida*

February

1	W	84-74	SOUTH ALABAMA*
6	W	88-68	GEORGIA SOUTHERN
10	W	90-86	at Jacksonville
12	L	73-83	at Long Beach State
15	W	86-72	UAB*
17	W	100-89 ot	WESTERN KY.*
19	L	70-82	at VCU*
21	W	95-82	OLD DOMINION*
24	L	61-93	at UAB*
26	L	66-69 ot	VCU*

March

3	W	91-67	Western Kentucky - 3
4	W	61-57	at UAB - 3
5	L	74-81	South Florida - 3

* - Sun Belt game; 1= Far West Classic, Portland, Ore.; 2= Charleston, W.Va.; 3= Sun Belt (Birmingham)

STARTING LINEUP:

F-Cedric Ball (11.6 ppg; 9.4 rpg)
F-Dan Banister (8.8; 5.7)
C-Jack Bolly (4.2; 4.0)
G-Henry Williams (21.0; 3.5)
G-Cedrick Broadhurst (7.7; 3.3)

**1990-91:
LANG FRESHMAN
ALL-AMERICA**

Freshman all-America Jarvis Lang led the NCAA freshmen in both scoring and rebounding, joining Oklahoma's Wayman Tisdale (1982) and Iona's Jeff Ruland (1978) as the only players to accomplish the feat.

The season marked the end of their 15-year association with the Sun Belt Conference. In late April, the 49ers joined the Metro Conference as the 49ers and Sun Belt members VCU and South Florida joined forces with Louisville, Southern Miss, Tulane and Virginia Tech.

Overall: 14-14

(H: 5-7, A: 6-5, N: 3-2, SBC: 6-8) .500

Coach: Jeff Mullins
Captains: Henry Williams; Cedrick Broadhurst; Dan Banister

November

27	W	100-88	at N.C. A&T
29	W	103-69	UNC WILM. (MS)


"THE WILLIAMSFEST"

ALL-TIME LEADING SCORER GUIDES NINERS TO TITLE; NCAAs

Henry Williams was the star of the campaign. *Charlotte Observer* columnist Tom Sorensen wrote, "Henry turned the Metro Tournament into a WilliamsFest." He scored more points (79) than all but one player in tourney history and set the records for three-pointers made and attempted, and free throw shooting. He ended the season with his third straight team scoring title (20.8), a record 105 treys and a record 2,383 points.

After capturing the Metro with Williams' free throws in the last seconds to beat #21 Tulane, 64-63, the 49ers headed to Worcester, Mass. to face Iowa State. Iowa State won in the last minutes, 74-72, and Williams ended his prolific career the way he started...a three-point shot from the right side, about 25 feet out.

"I was open," he said. Vintage Henry, a three-time honorable mention all-America and four-time all-league selection.



December

1	L	94-111	at Duke
5	L	79-85	APPALACHIAN STATE
7	W	94-92	Florida - 1
8	L	99-113	at Syracuse - 1
15	W	108-100	at Clemson
21	W	110-103	West Virginia - 2
28	W	117-109	Navy - 3
28	L	67-93	Alabama - 3

January

3	L	70-87	UAB*
5	L	105-121	at South Alabama*
9	W	93-74	COASTAL CAROLINA
13	L	88-95	SOUTH ALABAMA*
17	W	87-74	at VCU*
19	W	93-87	at Old Dominion*
26	W	78-71	JACKSONVILLE*
28	W	85-72	DAVIDSON
31	W	80-77	at South Florida*

February

5	L	83-95	OLD DOMINION*
9	L	97-104	at Western Kentucky*
14	W	91-77	WESTERN KY.*
16	L	80-96	EAST TENN. ST.(MS)
18	L	88-92	VCU*
20	W	81-73	at Jacksonville*
23	L	68-79	SOUTH FLORIDA*
25	L	74-87	at UAB*

March

2	L	68-73	South Florida - 4
---	---	-------	-------------------

MS= Mine Shaft; * - Sun Belt game; 1= Carrier Classic, Syracuse; 2= Rock Hill, S.C.; 3= Blue Angels Cl., Pensacola, Fla.; 4= Sun Belt (Mobile, Ala.)

STARTING LINEUP:
F-Jarvis Lang (19.6 ppg; 10.6 rpg)
F-Malru Dottin (6.1; 5.0)
C-Jack Bolly (1.8; 4.3)
G-Henry Williams (21.6; 3.0)
G-Delano Johnson (8.4; 4.0)

**1991-92:
NCAA EAST REGION**

Metro Conference Champions

The 49ers became the first first-year Metro member to win the league tournament and visited the NCAA Tournament as one of four conference "at-large" berths. The 49ers posted a 5-2 record against Top 25 teams in earning their third NCAA bid.

The 49ers spent a record nine straight weeks in the national rankings and moved to #17 to match the 49ers' previous best (1977) ranking, Jan. 25.

Henry Williams retired as the school's all-time leading scorer (2383 points) while establishing the since-broken record with 105 three-pointers in a season.

1991-92

NCAA EAST

Metro Tourney Champions

Overall: 23-9

(H: 11-3, A: 6-5, N: 6-1; METRO: 7-5) .719

Coach: Jeff Mullins
Captains: Henry Williams;
Chris Baker; Jack Bolly

November

23	L	54-68	COLL. CHARLESTON (MS)
25	W	72-49	LONG BEACH ST. (MS)

December

2	W	83-68	at Appalachian State
6	W	68-63	#20 DE PAUL - 1
7	W	79-74	#15 ALABAMA - 1
16	W	90-59	N. C. A&T (MS)
21	W	83-75	William & Mary - 2
22	W	110-77	Chaminade - 2

January

4	W	76-61	COASTAL CAROLINA (MS)
6	W	99-89 ot	at UNC Wilmington
8	W	62-53	VIRGINIA TECH*
11	W	85-75	at South Florida *
18	L	82-104	at #1 Duke
21	W	82-70	DAVIDSON
23	W	82-80 ot	J. C. SMITH
27	L	84-87	at Butler
30	W	77-68 ot	#24 LOUISVILLE*

February

1	W	77-69	at Southern Miss*
6	L	63-73	at Louisville*
8	W	95-85	at Davidson
13	L	68-76	#14 TULANE*
15	L	63-70	SOUTH FLORIDA*
20	W	77-61	SOUTHERN MISS*
22	L	66-69	at VCU*
24	W	72-65	TENNESSEE
29	L	65-73	at Virginia Tech*

March

2	W	79-69	at #21 Tulane *
7	W	75-63	VCU - 3
13	W	70-52	Virginia Tech - 4
14	W	76-72	Southern Miss - 4
15	W	64-63	#25 Tulane - 4
20	L	74-76	Iowa State - 5

* - Metro game; MS=Mine Shaft; 1=Diet Pepsi Tourney of Champions, Charlotte; 2= Kauai Classic, Kauai, Hi.; 3= Davidson,



N.C.; 4= Metro, Louisville, Ky; 5- NCAA Tourm, Worcester, Mass.

STARTING LINEUP:

F—Malru Dottin (6.7 ppg; 6.6 rpg)
 F—Kenneth Wylie (2.4; 1.2)
 C—Rodney Odom (11.0; 7.9)
 G—James Terrell (13.0; 1.5)
 G—Henry Williams (20.8; 3.4)
 1992-93

Overall: 15-13

(H: 6-4; A: 5-7; N: 4-2; METRO: 6-6) .545

Coach: Jeff Mullins

Captains: Malru Dottin;
 Bershuan Thompson

December

1 W 85-73 at N.C. A&T
 4 W 81-62 Centenary - 1
 5 L 93-94 at Baylor - 1
 8 W 62-59 at East Carolina
 11 L 56-65 PEPPERDINE
 19 L 59-63 Florida State - 2
 20 L 69-70 Florida - 2
 30 L 63-90 GEORGEWASHINGTON

January

2 W 88-80 APPALACHIAN STATE
 3 W 95-57 DAVIDSON
 9 L 57-69 LOUISVILLE*
 14 W 65-56 at Virginia Tech*
 18 L 70-80 at Tennessee
 23 W 79-77 at Southern Miss*
 25 W 70-62 BUTLER
 30 W 83-65 SOUTH FLORIDA*

February

4 L 61-63 at VCU*
 7 W 68-64 ot #18 TULANE*
 10 W 80-69 at Davidson
 13 W 84-70 VCU*
 15 W 81-58 Furman - 3
 18 L 70-75 at #18 Tulane*
 20 L 69-76 SOUTHERN MISS*
 25 L 64-69 at Louisville*
 27 L 69-89 at South Florida*

March

6 W 89-80 Virginia Tech - 3
 12 W 68-60 Southern Miss - 4
 13 L 59-71 at #16 Louisville - 4
 * - Metro game; 1=Dr. Pepper Classic, Waco, Texas; 2= The Milk Challenge, Orlando, Fla.; 3= Davidson, N.C.; 4= Metro Tour, Louisville, Ky.

STARTING LINEUP:

F—Jarvis Lang (13.7 ppg; 7.4 rpg)
 C—Rodney Odom (11.9; 8.7)
 G—Cedrick Broadhurst (6.3; 4.3)
 G—Bershuan Thompson (9.9; 3.3)
 G—Andre Davis (13.5; 2.0)

1993-94

N.I.T.

Overall: 16-13

(H: 10-2; A: 4-10; N: 2-1; METRO: 7-5) .552

Coach: Jeff Mullins

Captains: Bershuan Thompson; Jarvis Lang

November

29 W 85-62 EAST CAROLINA

December

1 W 81-58 DUQUESNE
 4 W 67-58 at Appalachian State
 6 W 86-69 N.C. A&T
 11 L 65-71 at Davidson
 20 W 78-76 OLD DOMINION
 29 W 81-61 Butler-1
 30 W 60-58 at Santa Clara-1

January

4 L 61-72 at Pepperdine
 8 L 63-67 at Clemson
 15 W 83-61 SOUTH FLORIDA*
 20 W 64-63 at Southern Miss*
 22 L 77-96 at Tulane*
 29 L 74-75 ot at South Florida*

February

3 L 55-76 at #10 Louisville*
 5 W 76-71 TULANE*
 7 L 64-71 at College of Charleston
 10 W 78-73 SOUTHERN MISS*
 12 W 67-66 at VCU*
 15 L 61-74 DAVIDSON
 17 W 64-62 #5 LOUISVILLE*
 24 L 48-51 at George Washington
 26 L 55-63 at Virginia Tech*
 28 W 95-80 JAMES MADISON

March

3 W 76-64 VCU*
 6 L 57-61 VIRGINIA TECH*
 11 W 64-54 South Florida-2
 12 L 64-68 Southern Miss-2
 16 L 73-75 at Duquesne-3

* - Metro game; 1=Cable Car Classic, Santa Clara, Cal; 2= Metro (Biloxi, Miss.) 3= N.I.T. at Pittsburgh, Pa.

STARTING LINEUP:

F—Jarvis Lang (16.4 ppg; 10.1 rpg)
 F—Bobby Kummer (5.7; 4.6)
 C—Rodney Odom (7.6; 7.0)
 G—Delano Johnson (9.7; 2.8)
 G—Andre Davis (11.0; 2.4)

1994-95:

NCAA EAST REGION
 METRO CHAMPIONS

The 49ers wrapped up the 20-year-old Metro Conference's last regular-season with the title and their name on the final trophy, earning a program-best seventh-seed in the NCAA East Regional.

Jarvis Lang ended his powerful career as the Metro Conference Player of the Year. Center Jermaine Parker rejected a school-record 94 shots.

The 49ers dropped a heartbreaking two-point setback to Stanford in the NCAA first round in Albany, N.Y. Following the campaign, Charlotte joined a new league, Conference USA, which listed 12 colleges in 12 states.

1994-95

NCAA EAST
 Metro Champions

Overall: 19-9

(H: 10-3; A: 8-4; N: 1-2; METRO: 8-4) .552

Coach: Jeff Mullins

Captains: Jarvis Lang;
 Bobby Kummer

December

1 W 101-72 COASTAL CAROLINA
 3 W 79-70 at Duquesne
 5 W 70-52 at Furman
 10 W 76-70 SOUTHERN ILLINOIS
 17 L 55-66 at Davidson
 20 W 92-68 APPALACHIAN STATE
 28 W 76-53 Brown-1
 29 W 78-75 ot at New Mexico-1

January

5 L 71-74 CANISIUS (MS)
 7 W 73-54 G. WASHINGTON (MS)
 12 W 91-67 DAVIDSON
 14 W 72-66 at South Florida*
 16 W 92-79 UNC WILMINGTON
 19 W 86-82 LOUISVILLE*
 21 W 72-68 SOUTHERN MISS*
 26 W 73-47 at VCU*
 28 L 57-79 at Louisville*


February

2 L 59-81 TULANE*
 4 L 69-72 SOUTH FLORIDA*
 9 W 64-59 at Southern Miss*
 11 W 76-63 at Tulane*
 16 W 71-60 VIRGINIA TECH*
 18 W 84-71 VCU*
 22 L 77-89 at East Carolina
 27 W 77-74 at James Madison

LUTZ WORKS MAGIC

X's & O's SPECIALIST POSTS TOP SEASON IN FIRST YEAR

The writing was on the wall and it spelled out very clearly, "rebuilding". Charlotte had lost its first-team all-Conference USA duo of Player of the Year DeMarco Johnson and set-up man Sean Colson. First-year head coach **Bobby Lutz** was taking over for C-USA Coach of the Year Melvin Watkins. But then a funny thing happened. The 49ers flourished, putting together an 18-10 regular-season that included a win over #3 Cincinnati, eventual top 10 Miami and a slight two-point overtime loss at #7 North Carolina (the first non-con OT ever at the Dean Dome). The magic continued. With four wins in four days, over three of the top four seeds, the 49ers captured the 1999 C-USA Tournament -- defeating Cincinnati and Louisville back-to-back for the title. The result was one of the 49ers best seasons ever: a 22-10 record entering the NAAs, a program-best #5 seed in the Big Dance, a match for the program's highest rank, ever (#17) and a final rank of #24. In the NAAs, they reached round two for the third straight year, following an OT victory over Lamar Odom-led Rhode Island. Galen Young, the C-USA Tourney MVP was a first-team all-C-USA choice, while Kelvin Price and Diego Guevara provided Lutz with inside-out options that the 49ers executed flawlessly.



March

4 L 72-86 at Virginia Tech*
 11 L 56-60 Southern Miss-2
 17 L 68-70 Stanford-3
 * - Metro game; MS-Mine Shaft; 1=Jones Intercable Lobo Invitational, Albuquerque, N.M.; 2= Metro Louisville, Ky; 3= NCAA East Reg. Albany.

STARTING LINEUP:

F—Jarvis Lang (16.4 ppg; 8.9 rpg)
 F—Bobby Kummer (6.3; 3.4)
 C—Jermain Parker (10.1; 6.8)
 G—Roderick Howard (9.9; 1.8)
 G—Bruce Patterson (5.7; 3.6)

1995-96

Overall: 14-15

(H: 9-2; A: 5-8; N: 0-5; C-USA: 6-8) .483

Coach: Jeff Mullins

Captains: Ponce James;
 Bobby Kummer

November

25 W 63-60 at UNC Wilmington
 29 W 79-76 at Tennessee

December

2 W 80-65 EAST CAROLINA
 4 W 85-81 at Appalachian State
 7 L 74-85 at VCU
 18 W 81-73 at Southern Illinois
 29 L 61-69 Iowa State - 1
 30 L 67-73 Purdue - 1

January

4 L 60-76 #18 Virginia Tech - 2
 6 W 88-58 LAFAYETTE (MS)
 8 L 55-57 at #9 Memphis*
 10 W 78-66 at Louisville*
 14 W 60-58 TULANE*
 18 L 47-56 Davidson (C)
 20 W 89-56 SOUTH FLORIDA*
 25 W 79-69 #25 MARQUETTE*
 27 L 58-72 at Saint Louis*
 31 L 64-78 at #5 Cincinnati*

February

3 W 55-41 JAMES MADISON

5 L 67-72 at George Washington
 8 L 55-68 #15 MEMPHIS*
 11 L 77-95 at Tulane*
 15 L 64-67 #24 LOUISVILLE*
 19 W 62-58 UNC GREENSBORO
 22 L 68-78 at Marquette*
 25 L 56-63 at UAB*
 29 W 81-69 DE PAUL*

March

2 W 77-66 SOUTHERN MISS*
 6 L 60-66 DePaul - 3
 * - C-USA game; 1= Puerto Rico Classic, Bayamon, P.R.; 2= C-USA/A-10 Challenge, Worcester, Mass.; 3= C-USA Championship, Memphis, Tenn.

STARTING LINEUP:

F—DeMarco Johnson (18.1 ppg; 8.8 rpg)
 F—Bobby Kummer (4.7; 5.9)
 C—Alexander Kuehl (6.0; 5.1)
 G—Ponce James (8.8; 3.2)
 G—Shanderic Downs (10.5; 3.3)

1996-97:

NCAA WEST REGION
 C-USA WHITE DIVISION CHAMPIONS

In longtime 49er Melvin Watkins first season since succeeding Jeff Mullins as head coach, the 49ers went 22-9, captured Conference USA's White Division title and won their first NCAA Tournament game since he was point guard on the 1977 Final Four team. The 20-win season was the program's eighth and Watkins, a 49er since 1973 as player or coach, had been a part of all of them.

Junior forward DeMarco Johnson and Shanderic Downs became the 13th and 14th members of the 49ers' "1000-Point Club". Shaw finished second among the 49ers top three-point shooters and Roderick Howard led the league in free throw shooting for the third straight year and became the program's best, ever.

1996-97

NCAA WEST

Overall: 22-9

(H: 10-2; A: 5-2; N: 4-1; C-USA: 10-4) .710

Coach: Melvin Watkins

Captains: Alexander Kuehl;
 Rod Howard

November



26	W	96-82	at Kent
30	L	64-65	at Old Dominion
December			
2	W	75-63	APPALACHIAN STATE
6	L	60-75	South Carolina-1
7	L	61-65	Southern Cal-1
14	W	70-68	at Davidson
18	W	71-62	SOUTHERN ILLINOIS
21	W	54-51	at Canisius
28	W	72-51	TENNESSEE
30	W	76-69	GEORGE WASHINGTON

January			
4	W	96-76	VMI
6	L	81-92	#14 LOUISVILLE*
9	W	71-65	MEMPHIS*
11	W	81-52	SAINT LOUIS*
14	W	69-64	at South Florida*
19	W	76-70	at Memphis*
21	L	67-77	#9 CINCINNATI*
25	L	63-69	at Tulane*
29	W	78-68	HOUSTON*

February			
1	W	75-55	at James Madison
4	W	58-54	at DePaul*
8	W	102-77	at Houston*
15	W	66-46	MARQUETTE*
23	W	86-74	UAB*
26	L	71-72	at #17 Louisville*

March			
2	W	58-53	at Southern Miss*
6	W	64-60	#20 Louisville-2
7	W	67-65	UAB-2
8	L	52-60	Marquette-2
14	W	79-67	Georgetown-3
16	L	58-77	#2 Utah-3

* - C-USA game; 1 = Harris Teeter Pepsi Challenge, Coliseum; 2 = C-USA Championship, St. Louis, Mo.; 3 - NCAA West, Tucson, Ariz.

STARTING LINEUP:

F—DeMarco Johnson (18.8 ppg; 8.5 rpg)
 F—Versile Shaw (4.4; 3.7)
 C—Alexander Kuehl (6.5; 7.9)
 G—Sean Colson (14.1; 3.2; 6.3 apg)
 G—Shanderic Downs (11.9; 4.5)

**1997-98:
NCAA EAST REGION**

A preseason Top 25, Charlotte won 20 games for the second straight year and advanced to the NCAA second round, for the second straight year. Melvin Watkins led the 49ers to a school-record 13 league victories good for second behind Cincinnati.

Both DeMarco Johnson, the Conference USA Player of the Year, and Sean Colson were named first team all-league. Johnson retired with over 2000 points and 900 rebounds. Colson did his damage with precision passing (league-record 231 assists). In the NCAA Tourney, three-time C-USA Player of the Week Colson averaged a "double-double" with 19.5 ppg and 11.5 apg.

The 49ers lost a thrilling overtime game to top-ranked North Carolina, 93-83, in the two school's first-ever meeting in the NCAA 2nd round after freshman Diego Guevara hit a late three-pointer to force OT.

Watkins resigned on March 31 to take over Texas A&M and assistant Bobby Lutz replaced him as the program's eighth head coach, April 9.

**1997-98
NCAA EAST REGIONAL**

Overall: 20-11
 (H: 10-1; A: 6-7; N: 4-3; C-USA: 13-3) .645
 Coach: Melvin Watkins
 Captains: DeMarco Johnson;
 Versile Shaw

November

21	L	72-89	at Miami
24	L	60-66	at Appalachian State

December

3	W	72-44	OLD DOMINION
6	W	88-70	at VMI
10	W	70-55	DAVIDSON
12	L	71-73	BOSTON U.
20	L	83-93	at George Washington
27	L	65-81	Western Michigan-1
28	W	83-69	SW Missouri State-1

January

3	W	81-55	DE PAUL*
8	W	74-64	at South Florida*
13	W	66-53	#23/21 MARQUETTE*
15	L	62-68 ot	Massachusetts-2
17	W	60-56	at Southern Miss*
22	W	84-75	LOUISVILLE*
24	W	86-80	UAB*
29	W	86-73	at DePaul*
31	L	70-73	at Memphis*

February

4	L	80-83	at Saint Louis*
7	W	69-62	#20/#20 CINCINNATI*
9	W	77-68	TULANE*
12	W	58-56	at Marquette*
15	W	73-68	at Louisville*
21	W	76-62	SAINT LOUIS*
26	L	67-68	at #17/#17 Cincinnati*
28	W	105-75	HOUSTON*

March

5	W	63-55	Marquette-3
6	W	65-53	Southern Miss-3
7	L	57-71	at #13/#13 Cincinnati-3
12	W	77-62	Illinois-Chicago-4
14	L	83-93 ot	#1/#1 North Carolina-4

* - C-USA game; 1 = Hoosier Classic, Indianapolis; 2 = C-USA/A-10 Challenge, Worcester, Mass.;

3 = C-USA Championship, Cincinnati;
 4 = NCAA East Regional, Hartford, Conn.

STARTING LINEUP:

F—DeMarco Johnson (21.1 ppg; 9.0 rpg)
 F—Versile Shaw (5.0; 3.6)
 C—Kelvin Price (9.5; 8.0)
 G—Sean Colson (15.6; 3.1; 8.0 apg)
 G—Galen Young (8.5; 5.2)

**1998-99:
NCAA MIDWEST REGION
C-USA TOURNEY
CHAMPIONS**

First-year head coach Bobby Lutz led the 49ers to four wins in four days as the #5 seeded 49ers captured the C-USA Tournament and earned a third straight trip to the NAAs, where they again reached round two, following an OT victory over Lamar Odom-led Rhode Island.

The 49ers, who had beaten #3 Cincinnati during the regular-season and took North Carolina to overtime in the first non-conference OT game ever at the Dean Dome, topped three of the top four seeds in the C-USA Tourney, defeating Cincinnati and Louisville in the semifinals and finals to claim the title. Galen Young was named the C-USA Championship MVP while he, Kelvin Price and Diego Guevara were all chosen to the all-tournament team.

**1998-99
NCAA MIDWEST
C-USA Champions**

Overall: 23-11
 (H: 11-2; A: 6-7; N: 6-2; C-USA: 10-6) .676
 Coach: Bobby Lutz
 Captains: Galen Young; Kelvin Price

November

17	W	65-60	at Boston University
21	L	56-72	at Old Dominion
23	W	66-59	MIAMI
29	W	76-68	GEORGE WASHINGTON

December

2	L	50-53	KENT
5	W	62-57	VIRGINIA TECH
8	W	71-62	at Davidson

THREE-DOM REIGNS

LONG RANGERS KEY 2001 SEASON


The 49ers, in the persons of Diego Guevara (1999), Jobey Thomas (2000, 2001, 2002), Demon Brown (2003), Brendan Plavich (2004, 2005) led Conference USA in three-point shooting for 7 straight years. So what happens when three of those long-rangers play on the same team, alongside ESPN.com's National Freshman of the Year, Rodney White? 2000-01.

The 49ers raced to a 6-1 start with impressive double-digit wins over NC State, Miami and South Carolina and rattled off wins in 10 of the final 13 regular-season games.

The 49ers ranked second in the nation with 305 three-pointers made (9.2 per game). White led the nation's freshmen in scoring (18.7 ppg) and was named the C-USA Freshman of the Year and first-team all-C-USA. After the season, he declared for the NBA Draft and became the highest 49er ever drafted, taken with a lottery pick ninth by the Detroit Pistons.

Thomas answered the call following White's mid-season injury and carried the Niners down the stretch. He and senior Guevara finished the year ranked 1-2 all-time in C-USA in three-pointers made and both surpassed 1000 career points. In the C-USA Tournament, with White back at full strength and Thomas and Guevara peaking, the Niners posted three straight wins, including a 80-72 victory over top-seed Cincinnati for the title. In the NCAA Tournament, the #9-seeded 49ers defeated #8 Tennessee, 70-63, before dropping a 79-61 decision to top-seed Illinois.

As for the string of successive seasons with the league's top shooter, the Niners reached post-season in six of the seven seasons, including five NCAA appearances. Seems like a good recipe.



Rodney White hugs Jobey Thomas after 2001 C-USA Championship.

10	W	92-57	VMI
12	L	73-75 ot	at #7/#6 North Carolina
20	L	58-63	at Saint Louis*
27	W	88-75	vs. Murray State%
29	W	70-68	at Hawaii%
30	L	43-47	vs. Princeton%

G—Diego Guevara (12.5; 3.1)
 G—Jobey Thomas (7.6; 2.2)

**1999-00:
NIT**

CHARLES HAYWARD PASSES

The 49ers gained their fourth straight post-season appearance with a 17-16 season. It was a season that began in September with the death of forward Charles Hayward after a two-year battle with Leukemia.

**1999-00
NIT**

Overall: 17-16
 (H: 9-3; A: 5-9; N: 3-4; C-USA: 7-9) .515
 Coach: Bobby Lutz
 Captain: Tremaine Gardiner

November

23	W	66-56	ST. BONAVENTURE
27	W	80-74	at Pepperdine%
28	L	66-75	vs. St. Bonaventure%

December

1	W	74-55	DAVIDSON
4	L	52-60	at Virginia Tech
7	W	75-65	at Miami
11	W	84-61	RHODE ISLAND
21	W	87-61	vs. Illinois-Chicago#
22	L	61-76	vs. Tulsa#
23	L	65-66 ot	vs. Southern Illinois#
28	L	65-71	at South Carolina
31	W	98-93 ot	at George Washington

January

5	L	54-81	at #3/#3 Cincinnati*
8	L	75-77	at #23/#23 DePaul*
12	W	92-74	HOUSTON*
15	W	72-51	SAINT LOUIS*
19	L	55-65	at Marquette*
22	W	69-59	at Louisville*
26	W	72-48	OLD DOMINION
29	W	60-54	MARQUETTE*

February

STARTING LINEUP:

F—Galen Young (14.7 ppg; 7.2 rpg)
 F—Tremaine Gardiner (8.2; 6.4)
 C—Kelvin Price (12.3; 6.4)



3	L	62-70	#1/#1 CINCINNATI*
6	L	66-80	DEPAUL*
9	W	66-52	at Southern Miss*
13	L	83-87	at South Florida*
16	L	51-67	LOUISVILLE*
20	L	67-78	at Memphis*
26	W	78-59	TULANE*

March

1	L	63-72	at Saint Louis*
4	W	61-37	UAB*
8	W	76-73	vs. UAB!
9	W	57-52	vs. Louisville!
10	L	49-56	vs. DePaul!
15	L	45-62	at Mississippi^

% - Sparklett's Invite; Malibu, Ca. # - Holiday Classic, San Juan; ! - C-USA Championships; Memphis, Tenn. ^ - NIT; Oxford, Miss.

STARTING LINEUP:

F—James Zimmerman(9.9 ppg; 6.1 rpg)
 F—Tremaine Gardiner (12.2; 7.3)
 C—KenKay Jones (5.5; 4.7)
 G—Diego Guevara (11.9; 2.6)
 G—Jobey Thomas (13.9; 3.2)

**2000-01:
 NCAA MIDWEST REGION
 C-USA TOURNEY
 CHAMPIONS**

The 49ers advanced to the NCAA Tournament second round for the fourth time in the five years and captured their second Conference USA Tournament title thanks to a corps of three-point specialists and a top 20 recruiting class led by eventual ESPN.com National Freshman of the Year Rodney White, who led the nation's freshman in scoring with an 18.7 rate.

**2000-01
 NCAA MIDWEST
 Overall: 22-11**

(H: 10-2; A: 7-7; N: 5-2; C-USA: 10-6) .667

Coach: Bobby Lutz

**Captains: Diego Guevara;
 Dee Tolliver; James Zimmerman**

November

17	W	89-75	vs. Fordham%
18	W	95-78	at N.C. State %
25	L	78-79	at St. Bonaventure
28	W	95-63	MIAMI

December

2	W	98-77	SOUTH CAROLINA
6	W	88-46	CHAS.SOUTHERN
9	W	69-53	at Davidson
16	L	72-76	at Indiana
20	W	94-81	at UTEP
29	L	70-81	vs. Pepperdine#
30	L	78-91	at Arizona State#

January

3	W	84-73	GEORGE WASHINGTON
6	L	66-76	at Cincinnati*
10	L	71-78	SOUTH FLORIDA*
13	L	56-69	SAINT LOUIS*
17	W	73-62	at DePaul*
20	W	74-71	at Marquette*
24	L	61-81	at UAB*
27	W	71-60	SOUTHERN MISS*

February

1	W	60-58	CINCINNATI*
4	L	72-73	at Houston*
11	W	106-72	at Louisville*
14	W	98-93	ot at Tulane*
17	W	83-76	MEMPHIS*
21	W	74-68	LOUISVILLE*
25	L	70-85	at Saint Louis*
28	W	90-66	DEPAUL*

March

3	W	85-62	MARQUETTE*
8	W	77-74	vs. South Florida!
9	W	75-63	vs. Southern Miss!
10	W	80-72	vs. Cincinnati!

16	W	70-63	vs. Tennessee^
18	L	61-79	vs. Illinois^

* - C-USA game; % - CoSIDA Classic; Raleigh, N.C.; # - azcentral Holiday Classic; Tempe, Ariz.
 ! - C-USA Championships; Louisville, Ky.
 ^ - NCAA Midwest; Dayton, Ohio

STARTING LINEUP:

F—James Zimmerman(9.1 ppg; 6.0 rpg)
 F—Rodney White (18.7 ppg; 6.5 rpg)
 C—Cam Stephens (7.8; 7.8)
 G—Diego Guevara (8.8; 1.9)
 G—Jobey Thomas (14.0; 2.8)

2001-02:

**NCAA SOUTH REGION
 THOMAS THREE-POINT KING**

The 49ers earned their second straight NCAA trip and fifth appearance in the last six years, behind the play of academic all-America Jobey Thomas (18.5 points; .433 3FG%) and Cam Stephens (13.2 points; 9.3 rebounds; 13 double-doubles). All-C-USA first team choice Thomas averaged over 20 points in C-USA play on his way to school and conference single-season (110) and career (346) records for three-pointers made. Thomas led C-USA in three-pointers made for the third straight season.

2001-02

NCAA SOUTH

Overall: 18-12

(H: 11-3; A: 6-7; N: 1-2; C-USA: 11-5) .600

Coach: Bobby Lutz

**Captains: Jobey Thomas;
 Cam Stephens**

November

16	W	65-51	DAVIDSON
18	L	61-65	#22/#20 INDIANA
24	W	100-81	at Long Beach St.
26	W	71-69	APPALCHIAN STATE
29	L	64-72	at Temple

December

5	L	63-70	VALPARAISO
8	W	62-42	RICHMOND
15	L	52-73	vs. #5/#4 Florida
18	W	86-58	UTEP
22	L	56-64	at Miami
29	W	97-87	at George Washington

January

5	W	76-68	#25/#25 MARQUETTE*
8	L	58-71	at #10/#12 Cincinnati*
12	W	84-75	at East Carolina*
15	W	77-49	SAINT LOUIS*
18	W	81-78	at South Florida*
23	W	77-71	LOUISVILLE*
26	W	87-52	EAST CAROLINA*

29W97-83at DePaul*

February

2	W	83-68	at Houston*
6	L	66-85	#6/#5 CINCINNATI*
9	L	54-73	at Saint Louis*
13	W	75-63	MEMPHIS*
16	W	81-57	DE PAUL*
19	L	52-66	at #9/#9 Marquette*
23	W	96-54	TULANE*

March

1	L	88-90	ot at Louisville*
7	W	78-69	vs. Tulane!
8	L	55-71	vs. #5/#5 Cincinnati!
14	L	63-82	vs. Notre Dame%

* - C-USA game;

! - at C-USA Championships; Cincinnati, Ohio;
 % - NCAA South; Greenville, S.C.

STARTING LINEUP:

F—Curtis Nash (10.0; 3.6)
 F—Cam Stephens (13.2; 9.3)
 C—Jermaine Williams (4.3; 4.4)
 G—Demon Brown (11.3; 2.6)
 G—Jobey Thomas (18.5; 3.2)

2002-03

Overall: 13-16


(H: 11-4; A: 2-11; N: 0-1; C-USA: 8-8) .448

Coach: Bobby Lutz

POWER FORWARDS

BASDEN; WITHERS CARRY NINERS TO BACK-TO-BACK NCAA BERTHS

For all that is made (and should be) of the 49ers dangerous three-point attack, 2004 and 2005 were marked more so by a powerful inside attack. Namely, Eddie Basden and Curtis Withers. Basden was named the 2005 C-USA Player of the Year and the 2004 and 2005 C-USA Defensive Player of the Year while Withers, a star on USA Basketball's U21 National Team, earned first-team all-league honors in 2004 and 2005. That dynamic duo led the 49ers to back-to-back 20-win seasons, the team's first share of a C-USA Regular-Season title (2004), a C-USA runner-up finish (2005) and back-to-back NCAA berths. In February of 2005, the two shared all four C-USA Player of the Week Awards, as the Niners swept the month's accolades and catapulted into the national rankings with a perfect 7-0 month that included wins over #18/#17 Cincinnati, DePaul and Memphis.



November

22	W	89-61	LONG BEACH STATE
25	L	100-103	3ot at Appalachian State
30	L	60-64	ot at Richmond

December

4	W	91-80	TEMPLE
7	L	56-75	at Davidson
15	W	69-64	MIAMI
18	W	80-67	SOUTHERN ILLINOIS
27	W	82-69	LOYOLA-CHICAGO
28	L	74-76	COLORADO

January

29	L	47-68	UL LAFAYETTE
4	L	60-70	at #17/#18 Indiana
8	L	59-80	#19/#25 LOUISVILLE*
11	W	83-62	EAST CAROLINA*
14	W	78-58	at UAB*
18	L	64-67	#21/#21 MARQUETTE*
25	L	79-83	at Cincinnati*
29	W	62-55	SAINT LOUIS*

February

1	L	64-67	at South Florida*
4	L	59-73	at Valparaiso
8	L	64-72	at DePaul*
12	W	59-55	ot HOUSTON*
15	W	74-64	CINCINNATI*
20	L	67-75	at Marquette*
22	W	71-66	at East Carolina*
26	W	77-68	SOUTHERN MISS*

March

1	W	58-50	DE PAUL*
5	L	39-50	at Saint Louis*
8	L	59-100	at #15/#15 Louisville*
12	L	61-85	vs. UAB!

* - C-USA game;

! - at C-USA Championships; Louisville, Ky.;

STARTING LINEUP:

F—Curtis Withers (9.4; 6.4)
 F—Eddie Basden (6.3; 6.9)
 C—Tory Reed (3.6; 3.7)
 G—Demon Brown (16.8; 2.6)
 G—Curtis Nash (8.9; 2.6)

2003-04:

**NCAA EAST RUTHERFORD REGION
 C-USA REGULAR SEASON**

CO-CHAMPS

The 49ers advanced to the NCAA Tournament for the sixth time in the last eight years on the strength of one of the most memorable seasons in history. The 49ers won a share of their first C-USA Regular-Season Championship (12-4) and posted a perfect 3-0 record vs. Top 10 teams, including two that came on the road. Sophomore Curtis Withers posted 16 double-doubles on his way to first-team all-C-USA honors and a third-team all-America nod from Basketball Weekly. Junior Eddie Basden was named the league's Defensive Player of the Year. Junior Brendan Plavich led C-USA in three-pointers with 97 while Demon Brown wrapped up his career with 1563 career points and a spot in the 49ers all-time Top 10 in scoring, assists and steals. The season began with a 96-92 victory over #7/#7 Syracuse, as Charlotte became the first team in NCAA history to topple a defending national champion in the champions' home opener. The 49ers tacked on a win at #8/#7 Cincinnati and beat #9/#9 Louisville at Halton Arena. The 49ers won a school-record 10 "true" road games altogether, with the wins at Syracuse and Cincinnati constituting the program's first-ever Top 10 road wins.

2003-04

NCAA EAST RUTHERFORD

Overall: 21-9

(H: 10-3; A: 10-4; N: 1-2; C-USA: 12-4) .700

Coach: Bobby Lutz

November

21	L	76-80	G. WASHINGTON
24	W	102-39	NORTH CAROLINA A&T
26	W	96-92	at #7/#7 Syracuse
30	W	92-65	at UNC Asheville

December

3	L	72-79	at Alabama
6	W	105-102	2ot at Old Dominion
11	W	76-65	DAVIDSON
13	W	85-64	APPALACHIAN STATE
23	L	90-96	ot at Rhode Island
30	W	72-52	DELAWARE STATE

January

2	W	64-59	at Southern Illinois
6	W	75-70	at DePaul*
10	W	81-65	EAST CAROLINA*
17	L	69-91	at Memphis*
20	W	84-76	MARQUETTE*



24 L 62-69 UAB*
28 W 68-62 SAINT LOUIS*
31 W 86-83 at #8/#7 Cincinnati*

February

7 W 96-90 ot at East Carolina*
12 W 77-71 #9/#9 LOUISVILLE*
14 L 45-46 at Saint Louis*
18 W 84-72 USF*
21 W 78-72 at Southern Miss*
25 W 94-86 ot at TCU*
28 L 67-75 #12/#15 CINCINNATI*

March

3 W 82-61 at Houston*
6 W 79-65 TULANE*
10 W 78-48 vs. Tulane!
11 L 66-77 vs. UAB!
18 L 73-76 vs. Texas Tech%

* C-USA game

! - C-USA Championships; Cincinnati, Ohio;
% - NCAA Tour.; Buffalo, N.Y.

STARTING LINEUP:

F—Curtis Withers (16.3; 9.5)
F—Eddie Basden (10.4; 6.4)
C—Martin Iti (6.0; 4.7)
G—Demon Brown (12.4; 3.0)
G—Brendan Plavich (12.2; 1.6)

2004-05:

NCAA SYRACUSE REGION

C-USA Player of the Year Eddie Basden and all-C-USA first-team teammate Curtis Withers led the 49ers back into the national rankings on the strength of a second straight 20-win season, a perfect February (7-0) and an unbeaten home record in C-USA play (8-0). The 49ers, who were re-ranked for four straight weeks, advanced to their second straight NCAA Tournament and their seventh in nine years while posting a runner-up finish in C-USA (12-4). Basden also claimed C-USA Defensive Player of the Year honors for the second straight year while senior Brendan Plavich led the nation in three-pointers made per game (11.4; 3.9/gm). Head coach Bobby Lutz was a finalist for the Jim Phelan National Coach of the Year Award while Basden earned second-team (Basketball Times), third-team (Sports Illustrated) and honorable mention (AP) all-America honors while Withers was named the National Player of the Week by ESPN.com after averaging 30.0 points in a pair of league wins. In addition to the perfect February in which Basden (three awards) and Withers (one award) swept the C-USA Player of the Week Awards, the season was highlighted by Plavich's buzzer-beating, game-winning halfcourt shot at Indiana, that was named by Pontiac as C-USA's "Game-Changing Performance of the Year".

2004-05

NCAA EAST RUTHERFORD

Overall: 21-8

(H: 12-2; A: 7-5; N: 2-1; C-USA: 12-4) .724

Coach: Bobby Lutz
Captains: Eddie Basden;
Brendan Plavich

November

19 W 93-64 LONG BEACH STATE
22 L 71-73 RUTGERS
27 W 85-71 at Valparaiso

December

1 W 84-68 UL-LAFAYETTE
4 L 101-103 (3ot) #22/#22
ALABAMA

8 W 87-68 at Davidson
11 W 80-65 GEORGIA STATE
19 W 64-52 UNC ASHEVILLE
22 W 74-73 at Indiana
28 W 80-74 vs. Yale^
29 W 66-52 vs. Central Conn. State^

January

8 W 72-60 EAST CAROLINA*
12 W 91-85 at UAB*
15 W 65-59 SAINT LOUIS*
19 L 58-80 at #20/#18 Cincinnati*
22 W 76-66 at #25/#25 Marquette*
26 W 94-87 TCU*
29 L 51-54 at East Carolina*

February

5 W 91-90 #18/#17 CINCINNATI*
9 W 91-71 HOUSTON*
12 W 83-78 ot at Saint Louis*
16 W 66-62 DEPAUL*
19 W 86-67 at Tulane*
23 W 80-77 MEMPHIS*
26 W 81-58 SOUTHERN MISS*

March

3 L 82-94 at #9/#9 Louisville*
5 L 73-85 at USF*
10 L 69-83 at Memphis!
18 L 63-75 vs. NC State%

* C-USA game, ^ - Cable Car Classic, Santa Ana, Ca., ! - at C-USA Championships; Memphis, Tenn.; % - NCAA Syracuse Region; Worcester, Mass.

STARTING LINEUP:

F—Curtis Withers (18.0; 8.1)
F—Eddie Basden (15.2; 8.4)
C—Martin Iti (5.0; 4.0)
G—Brendan Plavich (13.7; 2.7)
G—Mitchell Baldwin (7.5; 2.9)

2005-06:

NIT

Power forward Curtis Withers earned his third first-team all-conference award (joining Chad Kinch and Henry Williams in that elite category) and he moved to seventh all-time in scoring and third all-time in rebounding. By recording 18 double-doubles, Withers led Charlotte to a runner-up finish in their debut season in the Atlantic 10 and a trip to the NIT. Newcomer DeAngelo Alexander emerged as a huge offensive threat and joined Withers on the A-10's first team while shooter Leemire Goldwire garnered Honorable Mention all-A-10 honors. The trip to the NIT was the Niners' 9th in 10 years.

2005-06

NIT

Overall: 19-13

(H: 9-6; A: 9-5; N: 1-2; A-10: 11-5) .593

Coach: Bobby Lutz
Captains: Mitchell Baldwin,
Curtis Withers

November

13 W 82-65 vs. Coppin State^
14 L 47-61 vs. Northwestern^
15 L 78-87 at Wyoming^
23 L 38-53 MISSISSIPPI STATE
26 W 73-68 at Georgia State
28 W 59-46 PORTLAND
30 W 85-81 (2ot) DAVIDSON

December

3 W 67-62 at Louisiana-Lafayette
10 L 77-80 VALPARAISO
19 L 54-71 #18/#17 INDIANA
22 W 85-82 at Rutgers
31 W 92-59 UNC ASHEVILLE

January

4 W 88-80 RHODE ISLAND*
7 W 73-65 at Dayton*
11 W 64-52 at La Salle*
14 L 65-78 XAVIER*
17 W 57-50 at Saint Joseph's*
21 L 69-83 #16/#18 G. Washington*
28 L 56-63 at Richmond*

February

1 W 76-60 at St. Bonaventure*

4 W 62-49 DAYTON*
8 W 66-59 TEMPLE*
11 L 56-59 at Wake Forest
15 W 64-47 RICHMOND*
18 W 81-75 at Fordham*
22 W 72-71 at Massachusetts*
25 L 74-77 SAINT LOUIS*

March

1 W 77-71 DUQUESNE*
4 L 85-86 (ot) at #7/#6 G. Wash.*
9 L 55-59 vs. Xavier!
14 W 77-61 GA. SOUTHERN%
17 L 80-86 at Cincinnati@

* A-10 game

^ - BCA Invitational, Laramie, Wyo.

! - at A-10 Championships; Cincinnati, Ohio
% - NIT Opening Round; Charlotte, N.C.

@ - NIT First Round; Cincinnati, Ohio

STARTING LINEUP:

PF—Curtis Withers (18.0; 8.1)
SF—DeAngelo Alexander (17.0; 6.1)
C—Chris Nance (5.0; 4.0)
SG—Leemire Goldwire (13.7; 2.7)
PG—Mitchell Baldwin (7.5; 2.9)

2006-07

Overall: 14-16

(H: 10-4; A: 2-10; N: 2-2; A-10: 7-9) .466

Coach: Bobby Lutz

Captains: DeAngelo Alexander,
E.J. Drayton, Leemire Goldwire

November

11 W 88-82 HOFSTRA
12 L 72-90 NORTH TEXAS
22 L 67-79 at Syracuse
25 W 72-63 GEORGIA STATE
29 L 69-78 at Mississippi State

December

2 L 57-74 at Indiana
4 W 81-73 UNC ASHEVILLE
9 L 51-79 at Davidson
21 L 46-68 vs. Houston^
22 W 74-62 vs. Valparaiso^
23 W 79-78 vs. Wyoming^
31 W 83-62 WOFFORD

January

4 L 63-66 at Dayton*
7 L 70-75 SAINT JOSEPH'S*
13 W 66-51 at Richmond*
17 W 80-59 DAYTON*
20 L 68-76 at George Washington*
25 L 63-76 at Saint Louis*
28 L 61-66 MASSACHUSETTS*
31 W 87-80 LA SALLE*

February

3 L 57-91 at Xavier*
7 W 61-46 RICHMOND*
10 W 72-68 FORDHAM*
13 W 80-56 UL-LAFAYETTE
17 L 69-86 at Rhode Island*
21 W 99-90 at Duquesne*
24 L 69-81 at Temple*

March

1 L 60-62 GEORGE WASHINGTON*
3 W 74-53 ST. BONAVENTURE*
7 L 63-81 vs. Dayton!

* A-10 game

^ - Rainbow Classic; Honolulu, Hawai'i

! - at A-10 Championships; Atlantic City, N.J.

STARTING LINEUP:

PF—E.J. Drayton (13.7; 8.4)
SF—DeAngelo Alexander (17.6; 7.2)
C—Antwon Coleman (4.6; 2.6)
SG—Ian Andersen (4.6; 1.6)
PG—Leemire Goldwire (14.5; 3.1)

2007-08

NIT

Overall: 20-14
(H: 13-3; A: 4-8; N: 3-3; A-10: 9-7)
Coach: Bobby Lutz
Captains: Leemire Goldwire

November

9 W 61-55 HIGH POINT
12 W 84-78 APPALACHIAN STATE
16 L 77-82 vs. Georgia Tech^
17 W 64-63 vs. Illinois-Chicago^
19 L 56-58 ot vs. Monmouth^
29 W 63-59 WAKE FOREST (BA)

December

5 W 75-68 DAVIDSON
8 W 71-56 SOUTHERN ILLINOIS
15 L 68-70 at Hofstra
18 L 63-75 at Tulsa
22 W 83-51 GARDNER-WEBB
30 W 65-59 F-DICKINSON

January

5 L 72-76 MARYLAND (BA)
9 W 82-72 at #18/#19 CLEMSON
12 W 60-58 TEMPLE*
16 W 70-66 SAINT JOSEPH'S*
19 L 79-86 at Massachusetts*
23 W 84-78 at La Salle*
26 W 74-60 FORDHAM*

February

2 L 58-64 RICHMOND*
6 L 64-69 at Dayton*
9 W 87-83 at St. Bonaventure*
13 L 60-62 #12/#13 XAVIER*
17 L 51-53 at Fordham*
20 L 76-79 ot at Richmond*
23 W 81-64 SAINT LOUIS*
27 L 61-75 at Temple*

March

2 W 89-82 DUQUESNE*
6 W 77-61 GEORGE WASHINGTON*
8 W 74-64 at Rhode Island*
12 W 75-73 vs. Rhode Island!
13 W 69-65 vs. Massachusetts!
14 L 45-60 vs. Temple!
19 L 48-67 at Nebraska*
* Atlantic 10 game

^ - Paradise Jam, US Virgin Islands

! - A-10 Championship; Atlantic City, N.J.

% - NIT; Lincoln, Neb.

BA - Bobcats Arena

STARTING LINEUP:

PF—Charlie Coley (8.7; 6.2)
SF—AnJuan Wilderness (8.1; 4.9)
C—Lamont Mack (12.8; 5.1)
SG—Leemire Goldwire (18.6; 4.4)
PG—Dijuan Harris (3.5; 1.7)

2008-09

Overall: 11-20

(H: 9-6; A: 2-10; N: 0-4; A-10: 5-11) .355

Coach: Bobby Lutz

Captains: Charlie Coley, Lamont Mack

November

14 W 77-59 UNC GREENSBORO
16 L 68-69 OLD DOMINION
19 L 84-87 2ot at App. State
22 L 70-71 CLEMSON
27 L 56-84 vs. #14 Arizona State^
28 L 62-67 vs. Providence^
30 L 84-92 ot vs. Cal-State Fullerton^

December

6 W 66-64 at Southern Illinois
10 W 70-64 at Mississippi State
21 W 100-80 YOUNGSTOWN STATE
30 W 79-68 LONG ISLAND



January
 3 L 75-85 at Maryland
 7 L 71-76 at Duquesne*
 10 L 50-65 TULSA
 14 L 61-68 LA SALLE*
 18 L 69-78 at Saint Joseph's*
 21 W 69-64 ot MASSACHUSETTS*
 24 L 53-80 at Temple*
 28 L 47-69 at #10/#10 Xavier
 31 W 70-53 WINTHROP

February
 5 L 64-71 RHODE ISLAND*
 8 W 79-66 DAYTON*
 11 L 61-69 at Saint Louis*
 14 W 69-51 GEORGE WASHINGTON*
 19 W 65-60 #6/#17 XAVIER*
 21 L 58-65 at Richmond*
 25 L 88-92 ot at George Washington*
 28 W 73-55 FORDHAM*

March
 3 L 62-64 RICHMOND*
 7 L 68-74 at St. Bonaventure*
 11 L 62-72 vs. Saint Joseph's!
 *Atlantic 10 game
 ^ - 76 Classic; Anaheim, Ca.
 ! - A-10 Championship; Atlantic City, N.J.

STARTING LINEUP:
 PF—Charlie Coley (8.9; 6.8)
 SF—An'Juan Wilderness (7.9; 3.7)
 C—Lamont Mack (15.2; 5.7)
 SG—Ian Andersen (9.7; 2.7)
 PG—Dijuan Harris (9.0; 3.3)

2009-10
 Overall: 19-12
 (H: 10-5; A: 7-7; N: 2-0; A-10: 9-7) .613
 Coach: Bobby Lutz
 Captains: Dijuan Harris

November
 13 W 86-70 UNC ASHEVILLE
 16 W 75-61 Elon#
 17 L 59-101 at #9/#8 Duke#
 23 W 88-74 vs. Yale^
 24 W 80-72 at Hofstra^

December
 2 W 80-68 EAST CAROLINA
 5 W 87-65 at #20/#18 Louisville
 8 W 94-52 WINSTON-SALEM STATE
 12 W 95-66 GARDNER-WEBB
 20 W 57-47 at Winthrop
 23 L 48-81 at Old Dominion
 29 W 91-80 MERCER

January
 2 L 67-76 NR/#20 GEORGIA TECH
 6 L 71-88at #16/#15 Tennessee
 9 W 57-54 ST. BONAVENTURE*
 13 L 74-86 at Xavier*
 17 W 63-61ot SAINT LOUIS*
 20 W 71-59 at Richmond*
 23 W 84-82 at La Salle*
 27 W 74-64 #15/#15 TEMPLE*
 30 W 72-58 at Massachusetts*

February
 3 W 72-68 GEORGE WASHINGTON*
 6 W 77-72 at Fordham*
 10 L 47-75 at Dayton*
 17 L 77-83 DUQUESNE*
 20 L 67-81 XAVIER*
 24 W 95-58 SAINT JOSEPH'S*
 27 L 70-75 at George Washington*

March
 3 L 58-80 at Rhode Island*
 6 L 84-89ot RICHMOND*
 9 L 56-59 Massachusetts!
 *Atlantic 10 game
 # - NIT Season Tip-Off, Durham, N.C.
 ^ - NIT Season Tip-Off, Hempstead, N.Y.
 ! - A-10 Championship 1st Rd; Halton Arena

STARTING LINEUP:
 PF—Shamari Spears (16.0; 5.0)
 SF—An'Juan Wilderness (5.7; 2.8)
 C—Chris Braswell (9.5; 8.6)

SG—Derrio Green (13.1; 2.4)
 PG—Dijuan Harris (8.3; 3.2)

2010-11
 Overall: 10-20
 (H: 7-7; A: 2-11; N: 1-2; A-10: 2-14)
 Coach: Alan Major

November
 12 L 70-78 GARDNER-WEBB
 13 W 90-81 SOUTH CAROLINA ST
 18L56-78vs George Mason
 19 W 74-63 vs. East Carolina
 21 L 75-79 2ot vs. Coastal Carolina
 24 L 70-83 at Oregon State
 27 W 73-52 RADFORD

December
 1 L 61-62 at East Carolina
 7 W 68-57 WINTHROP
 11 L 68-82 at Davidson
 17 W 49-48 #7/#7 TENNESSEE
 22 W 57-53 WRIGHT STATE
 30 W 64-63 at Mercer

January
 2 W 86-83 2ot at Georgia Tech
 5 L 59-71 at RICHMOND*
 8 L 88-92 3ot at St. Bonaventure*
 15 W 71-61 FORDHAM*
 19 L 54-73 MASSACHUSETTS*
 22 L 67-83 at Duquesne*
 26 L 67-76 at Temple*
 29 L 86-91 2ot LA SALLE*

February
 2 W 66-62 XAVIER*
 5 L 67-73 GEORGE WASHINGTON
 12L70-71 otat Rhode Island*
 16 L 51-69 DAYTON*
 19 L 56-61 at Saint Louis*
 23 L 57-74 at George Washington*
 26 L 59-72 RICHMOND*

March
 2 L 48-68 at Xavier*
 5 L 70-71 SAINT JOSEPH'S*
 *Atlantic 10 game

STARTING LINEUP:
 PF—Javarris Barnett (8.0; 5.0)
 SF—An'Juan Wilderness (6.6; 4.2)
 C—Chris Braswell (11.1; 6.9)
 SG—Derrio Green (13.0; 3.5)
 PG—Jamar Briscoe (12.5; 3.9)

2011-12
 Overall: 13-17
 (H: 7-7; A: 6-10; A-10: 5-11) .433
 Coach: Alan Major

November
 11 W 73-57 NC CENTRAL
 15 W 77-75 2otat Central Michigan
 19 L 54-72 at Lamar
 22 L 69-70 ETSU
 26 W 70-66 at Wright State

December
 3 W 76-64 at East Carolina
 6 W 57-49 at Radford
 10 W 84-61 DAVIDSON
 19 W 74-63 COPPIN STATE
 22 L 61-76 MIAMI
 28 L 67-80 at Arkansas
 31 L 58-67 at Memphis

January
 4 W 75-70 RICHMOND*
 7 W 57-52 at Saint Joseph's*
 11 L 75-85 at Massachusetts*
 14 L 67-68 SAINT LOUIS*
 18 W 74-63 KENNESAW STATE
 21 L 52-60 at George Washington*
 25 L 57-79 TEMPLE*
 28 L 70-74 XAVIER*

February
 1 L 72-85 at La Salle*
 4 W 69-62 at Fordham*
 11 W 73-66 RHODE ISLAND*
 15 L 65-75 at Dayton*
 18 L 52-53 at Richmond*
 22 W 72-62 GEORGE WASHINGTON*
 25L 56-72 ST. BONAVENTURE*
 29 L 77-88 DUQUESNE*

March
 3 L 63-72 at Xavier*
 6 L 64-80 at Saint Joseph's!
 * - Atlantic 10 game
 ! - A-10 Championship, 1st Rd., Philadelphia, Pa.

STARTING LINEUP:
 PF—Javarris Barnett (12.1; 5.6)
 SF—DeMario Mayfield (11.2; 7.0)
 C—Chris Braswell (15.8; 7.6)
 SG—Derrio Green (6.5; 1.3)
 PG—Pierria Henry (7.2; 3.6)
 2012-13:
 NIT
 GREAT ALASKA SHOOTOUT CHAMPS
 Charlotte won the Great Alaska Shootout.
 Pierria Henry was named MVP of the Great Alaska Shootout. Terrence Williams and Chris Braswell were also named to the Great Alaska Shootout All-Tournament team. Began the season a school-record 9-0. Went on a school-record 11 game Halton Arena winning streak. Reached the NIT.

2012-13
 NIT
 Overall: 21-12
 (H: 12-4; A: 5-7; N: 4-1; A-10: 8-8) .636
 Coach: Alan Major

November
 9 W 68-58 CHARLESTON SO.
 13 W 66-53 GEORGIA SO.
 17 W 70-49 LAMAR
 22 W 73-64 vs. Texas State&
 23 W 72-58 vs. Oral Roberts&
 24 W 67-59 vs. Northeastern&

December
 1 W 76-64 EAST CAROLINA
 5 W 73-69 at Davidson
 8 W 78-66 CENTRAL MICHIGAN
 14 L 46-77 at Miami
 16 W 66-52 at Kennesaw State
 19 W 68-52 RAD-
 22 L FORD
 26-79 FLORIDA STATE#!

January
 2 W 71-63 ot UNC ASHEVILLE
 9 W 74-65 LA SALLE*
 12 W 58-50 at Rhode Island*
 16 W 74-68 FORDHAM*
 19 L 61-81 at Richmond*
 23 W 63-57 XAVIER*
 26 L 54-82 at George Washington*

February
 2 W 66-65 MASSACHUSETTS*
 6 L 88-89 at Temple*
 9 L 61-68 VCU*
 13 W 71-67 at #10/#11 Butler*
 16 L 58-76 at Saint Louis*
 24 L 51-71 TEMPLE*
 27 L 67-88 DAYTON*

March
 2 L 83-104 at St. Bonaventure*
 6 W 89-87 ot at Duquesne*
 9 W 52-40 SAINT JOSEPH'S*
 14 W 68-63 vs. Richmond\$
 15 L 55-72 vs. #16 Saint Louis\$
 20 L 66-75 at Providence@
 & - Great Alaska Shootout, Anchorage, Alaska; # - Game played at Time Warner Cable Arena; *Atlantic 10 games \$ - A-10

Tournament, Brooklyn, N.Y.; @ - NIT
STARTING LINEUP:
 F—Willie Clayton (8.5, 6.2)
 F—Darion Clark (6.2, 4.6)
 G—Terrence Williams (7.6, 3.7)
 G—Denzel Ingram (5.8, 1.7)
 G—Pierria Henry (10.3, 5.5)

2013-14:
 PUERTO RICO TIP-OFF CHAMPS
 Overall: 17-14
 (H: 10-5; A: 3-8; N: 4-1; C-USA: 7-9) .548
 Coach: Alan Major

November
 8 W 80-75 ETSU
 12 L 82-83 at Clge. of Charleston
 15 W 83-69 ELON
 21 W 68-61 vs. Kansas St&
 22 W 86-77 vs. Northeastern&
 24 W 63-61 vs. Michigan&

December
 1 W 77-56 UNC ASHEVILLE
 4 L 78-87 ot DAVIDSON
 8 W 77-59 at Appalachian St
 17 L 62-106 at Florida State
 21 W 81-76 USC UPSTATE
 29 L 55-58 GEORGIA TECH

January
 4 W 88-72 N.C. A&T
 9 W 73-68 at UTEP*
 11 L 77-85 at UTSA*
 16 W 90-86 ot TULSA*
 18 W 76-74 NORTH TEXAS*
 23 L 60-80 at Louisiana Tech*
 25 L 69-71 at Rice*
 30 W 62-53 Florida Atlantic*

February
 1 W 73-61 FIU*
 7 L 63-64 at Tulane*
 9 L 64-81 at Southern Miss*
 15 L 56-59 MAR-
 SHALL*
 20 L 49-71 MIDDLE TENN.*
 22 L 62-64 UAB*
 27 L 68-75 at East Carolina*

March
 2 W 74-63 OLD DOMINION*
 6 W 74-70 at Marshall*
 12 W 80-70 vs UAB\$
 13 L 65-86 vs Louisiana Tech\$
 & - Puerto Rico Tip-Off, San Juan, P.R.;
 *C-USA game; \$ - C-USA Tournament, El Paso, Texas

STARTING LINEUP:
 F—Willie Clayton (10.8, 8.9)
 F—Terrence Williams (10.5, 4.9)
 C—Mike Thorne Jr. (9.1, 6.7)
 G—Ben Cherry (6.3, 1.0)
 G—Pierria Henry (12.3, 5.1)

2014-15
 Overall: 14-18
 (H: 7-6; A: 5-9; N: 2-3; C-USA: 7-11) .438
 Coach: Alan Major;
 Interim Coach: Ryan Odom

November
 16 W 73-60 at Elon
 20 W 106-97 2ot vs. Penn State&
 21 W 65-63 vs. South Carolina&
 23 L 58-77 vs. Miami&
 25 L 74-77 #17 MIAMI
 30 W 66-63 ot at UNC Asheville

December
 3 L 86-92 at Davidson
 7 L 70-78 vs. George Washing-
 ton%



16 W 90-85 ot CLG. of CHARLESTON
 18 W 75-65 APPALACHIAN ST.
 20 L 78-81 at Georgetown
 30 L 66-67 at Georgia Tech

January
 4 L 54-61 OLD DOMINION*
 8 L 66-74 at WKU*
 10 W 77-72 at Marshall*
 15 W 73-57 NORTH TEXAS*
 17 L 68-73 ot RICE*
 22 L 76-81 ot at UAB*
 24 L 69-72 at Middle Tennessee

29 W 86-61 FLORIDA ATLANTIC*
 31 L 70-78 FIU*

February
 4 W 77-61 N. CAROLINA A&T
 7 L 57-61 at Old Dominion*
 12 L 68-73 at UTEP*
 14 W 89-81 at UTSA*
 19 L 82-83 ot LOUISIANA TECH*
 21 W 71-43 SOUTHERN MISS*
 26 L 65-81 at North Texas*
 28 W 77-76 at Rice*

March
 5 L 84-88 ot WKU*
 7 W 86-73 MARSHALL*
 11 L 60-63 vs. Middle Tennessee\$

& - Charleston Classic, Charleston, S.C.; % - BB&T Classic, Washington, D.C.; * - C-USA game\$ - C-USA Trnmt., Birmingham, Ala.

STARTING LINEUP:
 F—Willie Clayton (7.3, 6.3)
 F—Terrence Williams (9.7, 4.3)
 C—Mike Thorne Jr. (10.1, 7.3)
 G—Braxton Ogbueze (9.6, 2.3)
 G—Pierria Henry (10.2, 5.2)

2015-16
 Overall: 14-19
 (H: 8-7; A: 5-8; N: 1-4; C-USA: 9-9) .424
 Coach: Mark Price

November
 13 L 74-85 ELON
 16 L 74-88 at East Carolina
 19 W 77-68 FURMAN
 25 L 70-83 vs. Syracuse&
 26 L 47-102 vs. Michigan&
 27 L 66-71 vs. Washington

December
 1 L 74-109 DAVIDSON
 5 L 60-88 at #21 Miami
 9 L 70-76 CAMPBELL
 19 W 82-66 at Appalachian State
 22 L 59-62 GEORGETOWN%
 29 W 111-93 CITADEL

January
 2 L 65-74 at Old Dominion*
 7 W 82-76 at Southern Miss*
 9 L 90-93 ot at Louisiana Tech*
 14 L 72-73 MIDDLE TENNESSEE*
 16 L 72-74 UAB*
 21 W 103-95 MARSHALL*
 23 W 88-71 WKU*
 28 W 72-69 at FIU*
 30 L 77-82 at Florida Atlantic*

February
 3 W 92-72 at North Carolina A&T
 6 L 69-74 ot OLD DOMINION*
 11 W 102-73 RICE
 13 W 103-79 NORTH TEXAS*
 18 L 72-87 at Marshall*
 20 L 54-59 at WKU*
 25 W 114-108 ot UTSA*
 27 W 88-78 UTEP*

March
 3 W 88-75 at Rice*
 5 L 77-80 at North Texas*
 9 W 79-69 vs. Rice\$
 10 L 61-79 vs. Middle Tennessee\$

& - Battle 4 Atlantis, Paradise Island, Bahamas;
 % - Spectrum Center, Charlotte, N.C.; * C-USA game,

\$ - C-USA Trnmt., Birmingham, Ala.

STARTING LINEUP:
 F—Joseph Uchebo (13.2, 11.5)
 G—Curran Scott (10.5, 2.3)
 G—Braxton Ogbueze (14.5, 2.3)
 G—Andrien White (10.7, 3.4)
 G—Jon Davis (11.7, 2.8)

2016-17
 Overall: 13-17
 (H: 10-5; A: 3-9; N: 0-3; C-USA: 7-11) .433
 Coach: Mark Price

November
 11 W 101-88 NEWBERRY
 14 W 100-95 at Elon
 17 W 76-64 EAST CAROLINA
 22 L 103-108 ot USC UPSTATE
 26 L 57-79 at Davidson
 28 W 80-72 APPALACHIAN STATE
 30 W 65-56 JAMES MADISON

December
 3 W 69-66 OREGON STATE
 6 L 74-91 at Wake Forest
 17 L 46-87 vs. Florida%
 20 L 72-88 vs. Maryland (in Baltimore)
 31 W 101-76 NORTH TEXAS*

January
 2 L 70-89 RICE*
 5 L 80-82 at WKU*
 7 L 93-110 at Marshall*
 12 L 73-79 LOUISIANA TECH*
 14 W 82-66 SOUTHERN MISS*
 21 W 74-72 OLD DOMINION*
 26 W 82-81 at North Texas*
 28 L 67-84 at Rice*

February
 2 L 75-77 FLORIDA ATLANTIC*
 4 W 95-80 FIU*
 9 L 69-82 at UAB*
 11 L 55-70 at Middle Tennessee*
 18 L 48-72 at Old Dominion*
 23 W 83-77 WKU*
 25 L 89-93 MARSHALL*

March
 2 W 76-74 at UTSA*
 4 L 67-74 at UTEP*
 8 L 73-74 vs. UAB&
 % - Orange Bowl Classic, Sunrise, Fla.; * C-USA game, & - C-USA Trnmt., Birmingham, Ala.

STARTING LINEUP:
 F—Anthony Vanhook (9.1, 6.1)
 G—Austin Ajukwa (11.4, 4.8)
 G—Braxton Ogbueze (10.1, 2.3)
 G—Andrien White (11.3, 4.0)
 G—Jon Davis (19.6, 3.4)

2017-18
 Overall: 6-23
 (H: 4-11; A: 2-12; N: 0-0; C-USA: 2-16) .207
 Coach: Mark Price
 Interim: Coach Houston Fancher

November
 10 W 116-76 METHODIST
 13 L 65-83 at Oklahoma State
 18 L 72-81 COLLEGE OF CHARLESTON
 20 W 83-74 PRESBYTERIAN
 24 W 70-67 HIGH POINT
 28 L 70-85 DAVIDSON

December
 2 L 82-87 at James Madison
 5 L 57-80 WAKE FOREST
 10 L 50-64 at Chattanooga
 18 W 69-50 at ECU
 21 L 76-78 at USF
 30 L 58-89 at Old Dominion*

January
 4 W 70-68 at North Texas*

6 L 64-73 at Rice*
 11 L 83-91 MARSHALL*
 13 L 63-73 WKU*
 18 L 64-75 at Florida Atlantic*
 20 L 59-79 at FIU*
 27 L 66-88 OLD DOMINION*

February
 1 L 64-76 UAB*
 3 L 73-78 MIDDLE TENNESSEE*
 8 L 65-83 at Louisiana Tech*
 10 L 54-72 at Southern Miss*
 15 L 86-87 UTEP*
 17 L 89-97 ot UTSA*
 22 L 55-93 at WKU*
 24 L 75-103 at Marshall*

March
 1 L 83-89 FIU*
 3 W 85-78 FLORIDA ATLANTIC*
 * C-USA game,

STARTING LINEUP:
 F—Najee Garvin (7.2, 5.0)
 C—Jailan Haslem (4.9, 4.4)
 G—Austin Ajukwa (8.7, 3.4)
 G—Andrien White (15.0, 4.8)
 G—Jon Davis (17.6, 3.8)

2018-19
 Overall : 8-21
 (H: 5-9; A: 3-9; N: 0-3; C-USA: 5-13) .275
 Coach: Ron Sanchez

November
 6 L 69-80 CHATTANOOGA
 10 W 66-64 OKLAHOMA STATE
 16 L 59-64 JAMES MADISON
 19 W 42-39 LONGWOOD
 27 L 56-76 at Davidson

December
 1 L 64-72 at College of Charleston
 6 L 56-80 at Wake Forest
 18 W 55-49 ECU
 22 L 57-82 vs. TCU!
 23 L 61-75 vs. Rhode Island!
 25 L 53-68 vs. Colorado!

January
 3 L 50-68 WKU*
 5 L 84-85 MARSHALL*
 10 L 66-69 at FIU*
 12 W 65-60 at Florida Atlantic*
 17 L 60-63 SOUTHERN MISS*
 19 W 55-40 LOUISIANA TECH*
 21 L 70-76 OLD DOMINION*
 24 L 43-88 at UTSA*
 26 L 53-57 at UTEP*
 31 L 61-65 RICE*

February
 2 L 66-73 NORTH TEXAS*
 7 L 53-71 at Middle Tennessee*
 9 W 69-62 at UAB*
 16 L 60-73 at Old Dominion*
 23 L 67-86 at Middle Tennessee*

March
 3 W 68-58 UTEP*
 6 L 70-79 RICE*
 9 W 78-70 at Rice*

! - Diamond Head Classic, Honolulu, Hi.; * - C-USA Game

STARTING LINEUP:
 F—Milos Supica (7.5, 4.7)
 G—Malik Martin (9.4, 4.1)
 G—Cooper Robb (6.8, 3.9)
 G—Jaylan McGill (4.7, 1.7)
 G—Jon Davis (21.7, 4.5)

2019-20
 Overall : 16-13
 (H: 13-2; A: 3-11; N: 0-0; C-USA: 10-8) .552
 Coach: Ron Sanchez

November
 6 L 74-79 at James Madison
 12 W 71-58 DAVIDSON
 17 W 67-65 WAKE FOREST
 21 L 55-64 at Appalachian State



27 L 78-81 at Georgia State
30 W 83-47 USC UPSTATE

December

3 L 75-83 UNC ASHEVILLE
7 W 76-57 at UNCW
16 W 67-57 VALPARASIO
19 W 66-44 MARYLAND EASTERN SHORE
22 L 56-60 at ECU

January

2 W 51-44 UAB*
4 W 68-62 MIDDLE TENNESSEE*
11 W 53-47 OLD DOMINION*
16 W 77-75 at Marshall*

18 L 63-80 at WKU*
20 L 62-66 at Old Dominion*
23 W 70-68 FLORIDA ATLANTIC*
25 W 75-49 FIU*
30 L 59-72 at Louisiana Tech*

February

1 L 68-74 at Southern Miss*
6 W 68-64 UTEP*
8 W 91-84 UTSA*
13 L 72-81 at North Texas*
15 L 54-70 at Rice*
22 W 72-70 at WKU

March

1 L 52-67 FIU*
4 W 56-43 NORTH TEXAS*
7 L 43-66 at Louisiana Tech*

* - C-USA Game

STARTING LINEUP:

F—Milos Supica (7.5, 4.7)
G—Malik Martin (9.4, 4.1)
G—Cooper Robb (6.8, 3.9)
G—Jaylan McGill (4.7, 1.7)
G—Jon Davis (21.7, 4.5)

*Conference Tournament Canceled due to outbreak of the COVID-19 Global Health Crisis

2020-21

Overall : 9-16

(H: 6-7; A: 3-8; N: 0-1; C-USA: 5-11) .360

Coach: Ron Sanchez

November

27 L 57-66 ECU

December

4 L 65-76 GEORGIA STATE
7 W 78-40 SOUTH CAROLINA STATE
11 L 57-61 APPALACHIAN STATE
15 W 63-52 at Davidson
19 W 76-72 NORTH CAROLINA A&T
22 W 66-65 GEORGE WASHINGTON

January

1 L 63-67 WKU*
2 W 75-71 at WKU*
9 L 72-75 at BELMONT ABBEY
15 L 37-61 UAB*
16 W 70-55 UAB*
22 L 53-66 at Florida Atlantic*
23 W 74-71 at Florida Atlantic*
29 W 63-55 at FIU*
30 W 68-65 FIU*

February

5 L 65-66 at Middle Tennessee*
6 L 60-73 at Middle Tennessee*
10 L 76-78 at OLD DOMINION*
13 L 45-64 at Old Dominion*
27 L 47-70 at UTEP*
28 L 62-77 at UTEP*

March

5 L 67-75 at Marshall*
6 L 66-75 at Marshall*
10 L 62-72 vs. UTSA*

* - C-USA Game, & - C-USA Tournament

STARTING LINEUP:

F—Milos Supica (6.3, 5.5)
G—Jhery Matos (7.6, 4.4)
G—Brice Williams (9.7, 4.0)

G—Jordan Shepherd (11.9, 3.5)
G—Jahmir Young (18.0, 4.9)

2021-22

Overall : 17-14

(H: 11-4; A: 6-6; N: 0-4; C-USA: 10-8) .548

Coach: Ron Sanchez

November

9 W 68-66 MONMOUTH
12 W 76-64 USC UPSTATE
18 W 67-66 at Appalachian State
22 L 86-98 vs. Toledo \$
23 L 55-67 vs. Drexel \$
30 L 58-75 DAVIDSON

December

4 W 86-79 GEORGE WASHINGTON
7 L 66-86 at #12 Arkansas
11 W 68-67 at Valparaiso
17 L 79-82 vs. Wake Forest ^
20 W 70-54 MARYLAND EASTERN SHORE
22 W 98-82 WESTERN CAROLINA

January

13 W 66-53 UTEP*
15 W 62-53 UTSA*
17 L 67-96 at FAU*
20 L 51-65 at North Texas*
22 W 67-64 at Rice*

26 W 71-67 OLD DOMINION*
29 L 52-68 at Old Dominion*

February

3 L 59-78 WKU*
5 W 88-64 MARSHALL*
7 W 81-68 at FIU*
10 L 77-82 LOUISIANA TECH*
13 L 63-78 at Middle Tennessee*
17 L 67-77 at WKU*
19 W 99-84 at Marshall*
24 W 64-55 FIU*
26 L 69-74 FAU*

March

2 W 60-56 MIDDLE TENNESSEE*
5 W 70-67 at Southern Miss*
9 L 61-73 vs. Rice &

* - C-USA Game, & - C-USA Tournament;
\$ - Baha Mar Hoops Nassau Championship;
^ - Hall of Fame Shootout (Spectrum Center)

STARTING LINEUP:

G—Jahmir Young (19.6, 5.9)
G—Clyde Trapp (9.0, 5.5)
G—Jackson Threadgill (5.9, 1.7)
G—Austin Butler (12.6, 6.0)
C—Aly Khalifa (7.6, 4.2)

2022-23

Overall : 22-14

CBI CHAMPIONS

(H: 11-4; A: 5-8; N: 6-2; C-USA: 9-11) .611

Coach: Ron Sanchez

November

7 W 82-59 COPPIN STATE
14 W 80-47 MARYLAND EASTERN SHORE
17 W 54-42 vs. Boise State \$
18 W 68-65 vs. Tulsa \$
20 L 54-60 vs. UMASS \$
23 L 49-70 at Detroit Mercy
26 W 69-42 PRESBYTERIAN
29 W 68-66 at Davidson

December

2 W 71-62 APP STATE
10 W 82-80 at DETROIT MERCY
17 W 80-46 at Monmouth
22 L 68-76 at UAB*
29 W 82-67 MIDDLE TENNESSEE*
31 W 68-66 LOUISIANA TECH*

January

5 L 60-62 at FIU*
7 L 67-71 at FAU*
14 W 72-54 UTSA*

16 L 58-60 UTEP*
19 L 58-62 at Middle Tennessee*
21 W 75-71 at WKU*
26 L 63-65 at Rice*

February

2 L 54-57 FIU*
4 L 52-67 #19 FAU*
9 W 62-53 at UEP*
11 L 43-67 at North Texas*
16 W 68-64 at WKU*
18 W 74-67 at Louisiana Tech*
23 W 55-49 NORTH TEXAS*
25 W 70-54 RICE*

March

2 L 73-78 at UTSA*
4 L 91-93 at UAB*
9 L 65-66 vs. Middle Tennessee &
18 W 65-56 vs. Western Carolina ^
20 W 76-65 vs. Milwaukee ^
21 W 63-56 vs. Radford ^
22 W 71-68 vs. Eastern Kentucky ^

* - C-USA Game, & - C-USA Tournament;

\$ - Myrtle Beach Invitational;

^ - College Basketball Invitational

STARTING LINEUP:

G—Patterson (10.2, 3.3)
G—Montre' Gipson (7.3, 3.6)
G—Jackson Threadgill (6.6, 1.8)
F—Brice Williams (13.8, 5.3)
C—Aly Khalifa (11.7, 6.3)



ADELPHI (1-0) H: 1-0 Feb. 1, 1975 W 105-63 UNCC Foster	Dec. 5, 1967 L 70-96 GARINGER HIGH Jan. 10, 1968 L 77-102 Belmont, N. C. Dec. 7, 1968 L 67-72 HARRIS. GYM Feb. 4, 1969 L 71-73 Belmont, N. C. Jan. 9, 2021 L 72-75ot HALTON ARENA	Murphy Murphy Murphy Murphy Sanchez	CENTRAL CONNECTICUT STATE (1-0) N: 1-0 Dec. 29, 2004 W 66-52 Santa Clara, Ca. (Cable Car) Lutz
ALABAMA (1-3) H: 1-1, A: 0-1, N: 0-1 Dec. 29, 1990 L 67-93 Pensacola, Fla. (Blue Angel) Mullins	BERRY, GA. (0-3) H: 0-1, A: 0-1, N: 0-1 Nov. 26, 1965* L 71-74 Berry, Ga. Jan. 2, 1967 L 58-66 Rome, Ga. (Holiday Trny.) Dec. 2, 1967 L 73-107 GARINGER HIGH * first game in UNCC history	Murphy Murphy Murphy	CENTRAL MICHIGAN (3-0) H: 1-0, A: 1-0, N: 1-0 Mar. 13, 1977 W 91-86ot Bloomington, Ind. (NCAA) Nov. 15, 2011 W 77-52ot Mt. Pleasant, Mich. Dec. 8, 2012 W 78-66 HALTON ARENA
AMERICAN U. (0-1) N: 0-1 Dec. 29, 1982 L 75-86 Santa Clara (Cable Car) Wissel	BIRMINGHAM SOUTHERN (1-0) H: 1-0 Feb. 15, 1977 W 87-74 UNCC	Rose	CHAMINADE (2-0) A: 2-0 Nov. 29, 1986 W 79-55 Maui, Hi. (Hi. Air Classic) Dec. 22, 1991 W 110-77 Kauai, Hi. (Classic)
APPALACHIAN STATE (26-15) H: 17-5, A: 9-10 Feb. 10, 1971 W 72-57 UNCC Foster Feb. 17, 1971 W 76-59 Boone, N.C. Foster Jan. 22, 1972 W 79-64 UNCC Foster Feb. 12, 1972 L 77-78 Boone, N.C. Foster Feb. 3, 1973 L 75-77ot Boone, N.C. Foster Jan. 29, 1974 W 85-73 UNCC Foster Jan. 9, 1975 W 75-61 Boone, N.C. Foster Jan. 19, 1976 W 73-53 UNCC Rose Jan. 19, 1977 W 87-59 Boone, N.C. Rose Dec. 5, 1977 L 64-71 COLISEUM Rose Jan. 20, 1979 L 47-58 Boone, N.C. Pratt Feb. 11, 1980 W 58-56 COLISEUM Pratt Jan. 31, 1981 L 52-53 Boone, N.C. Pratt Jan. 20, 1982 W 60-54 COLISEUM Pratt Dec. 29, 1983 W 67-51 COLISEUM (UNCC Classic) Wissel Nov. 30, 1984 L 68-77 COLISEUM (UNCC Classic) Wissel Dec. 7, 1985 L 73-84 Boone, N.C. Mullins Dec. 20, 1985 L 59-60 COLISEUM Mullins Nov. 28, 1988 W 77-63 NEW COLISEUM Mullins Dec. 4, 1989 L 81-88 Boone, N.C. Mullins Dec. 5, 1990 L 79-85 NEW COLISEUM Mullins Dec. 2, 1991 W 83-68 Boone, N. C. Mullins Jan. 2, 1993 W 88-80 NEW COLISEUM Mullins Dec. 4, 1993 W 67-58 Boone, N.C. Mullins Dec. 20, 1994 W 92-68 COLISEUM Mullins Dec. 4, 1995 W 85-81 Boone, N.C. Mullins Dec. 2, 1996 W 75-63 HALTON ARENA Watkins Nov. 24, 1997 L 60-66 Boone, N.C. Watkins Nov. 26, 2001 W 71-69 HALTON ARENA Lutz Nov. 25, 2002 L 100-103ot Boone, N.C. Lutz Dec. 13, 2003 W 85-64 HALTON ARENA Lutz Nov. 12, 2007 W 84-78 HALTON ARENA Lutz Nov. 19, 2008 L 84-87ot Boone, N.C. Lutz Dec. 8, 2013 W 77-59 Boone, N.C. Major Dec. 18, 2014 W 78-65 HALTON ARENA Major Dec. 19, 2015 W 82-66 Boone, N.C. Price Nov. 28, 2016 W 80-72 HALTON ARENA Price Nov. 21, 2019 L 55-64 Boone, N.C. Sanchez Dec. 11, 2020 L 57-61 HALTON ARENA Sanchez Nov. 18, 2021 W 67-66 Boone, N.C. Sanchez Dec. 2, 2022 W 71-62 HALTON ARENA Sanchez	BOISE STATE (1-0) N: 1-0 Nov. 17, 2022 W 54-42 Conway, S.C. (Myrtle Beach) Sanchez	BOISE STATE (1-0) N: 1-0 Nov. 17, 2022 W 54-42 Conway, S.C. (Myrtle Beach) Sanchez	CHARLESTON, W. VA. (1-0) H: 1-0 Dec. 7, 1981 W 52-45 UNCC Pratt
ARIZONA STATE (0-2) A: 0-1, N: 0-1 Dec. 30, 2000 L 78-91 Tempe, Ariz. (azcentral.com) Lutz Nov. 27, 2008 L 56-84 Anaheim, Ca. (76 Classic) Lutz	BRADLEY (1-1) H: 0-1, A: 1-0 Jan. 6, 1988 L 82-98 COLISEUM Mullins Jan. 26, 1989 W 87-79 Peoria, Ill. Mullins	Mullins Mullins	CHARLESTON SO. (BAPTIST) (8-0) H: 7-0, A: 1-0 Jan. 29, 1972 W 63-58 UNCC Foster Nov. 30, 1972 W 77-60 UNCC Foster Jan. 15, 1974 W 119-45 UNCC Foster Feb. 19, 1976 W 124-63 UNCC Rose Dec. 18, 1976 W 107-58 Charleston, S.C. Rose Jan. 15, 1977 W 120-87 UNCC Rose Dec. 6, 2000 W 88-46 HALTON ARENA Lutz Nov. 9, 2012 L 68-58 HALTON ARENA Major
ARKANSAS (0-2) A: 0-2 Dec. 28, 2011 L 67-80 Fayetteville, Ark. Major Dec. 7, 2021 L 66-86 Fayetteville, Ark. Sanchez	BRIDGEWATER, GA. (0-1) A: 0-1 Dec. 29, 1966 L 70-79 Bridgewater, Ga. (Tourney) Murphy	Murphy	CHATTANOOGA (UTC) (2-4) H: 1-2, A: 1-2 Dec. 17, 1970 W 92-88 Chattanooga, Tenn. Foster Feb. 25, 1971 L 59-67 UNCC Foster Jan. 24, 1972 W 97-76 UNCC Foster Feb. 26, 1972 L 69-72 Chattanooga, Tenn. Foster Dec. 10, 2017 L 50-64 Chattanooga, Tenn. Price Nov. 6, 2018 L 69-80 HALTON ARENA Sanchez
ARMSTRONG STATE (1-1) H: 1-0, A: 0-1 Feb. 24, 1967 W 81-80 GARINGER HIGH Murphy Dec. 16, 1967 L 68-93 Savannah, Ga. Murphy	BRIGHAM YOUNG (0-2) N: 0-2 Dec. 29, 1979 L 91-104 Portland, Ore. (Far West) Pratt Mar. 17, 1988 L 92-98ot Atlanta, Ga. (NCAA) Mullins	Pratt Mullins	CINCINNATI (8-15) H: 5-4, A: 1-11, N: 2-0 Jan. 31, 1996 L 64-78 Cincinnati, Ohio Mullins Jan. 21, 1997 L 67-77 HALTON ARENA Watkins Feb. 7, 1998 W 69-62 HALTON ARENA Watkins Feb. 26, 1998 L 67-68 Cincinnati, Ohio Watkins Mar. 7, 1998 L 57-71 Cincinnati (C-USA) Watkins Jan. 14, 1999 W 62-60 HALTON ARENA Lutz Feb. 17, 1999 L 69-82 Cincinnati, Ohio Lutz Mar. 5, 1999 W 55-52 Birmingham, Ala. (C-USA) Lutz Jan. 5, 2000 L 54-81 Cincinnati, Ohio Lutz Feb. 3, 2000 L 62-70 HALTON ARENA Lutz Jan. 6, 2001 L 66-76 Cincinnati, Ohio Lutz Feb. 1, 2001 W 60-58 HALTON ARENA Lutz Mar. 10, 2001 W 80-72 Louisville, Ky. (C-USA) Lutz Jan. 8, 2002 L 58-71 Cincinnati, Ohio Lutz Feb. 6, 2002 L 66-85 HALTON ARENA Lutz Mar. 8, 2002 L 55-71 Cincinnati, Ohio (C-USA) Lutz Jan. 25, 2003 L 79-83 Cincinnati, Ohio Lutz Feb. 15, 2003 W 74-64 HALTON ARENA Lutz Jan. 31, 2004 W 86-83 Cincinnati, Ohio Lutz Feb. 28, 2004 L 67-75 HALTON ARENA Lutz Jan. 19, 2005 L 58-80 Cincinnati, Ohio Lutz Feb. 5, 2005 W 91-90 HALTON ARENA Lutz Mar. 17, 2006 L 80-86 Cincinnati, Ohio (NIT) Lutz
ATLANTA BAPTIST (1-0) H: 1-0 Dec. 16, 1972 W 80-66 UNCC Foster	BROWN (2-0) H: 1-0, N: 1-0 Dec. 29, 1976 W 97-81 COLISEUM (Charlotte Inv.) Rose Dec. 28, 1994 W 76-53 Alb., N.M. (Lobo Inv.) Mullins	Rose Mullins	THE CITADEL (1-0) H: 1-0 Dec. 29, 2015 W 111-93 HALTON ARENA Price
AUGUSTA (0-2) H: 0-1, A: 0-1 Dec. 7, 1965 L 57-85 UNCC Murphy Feb. 19, 1966 L 51-114 Augusta, Ga. Murphy	BUFFALO, SUNY (2-0) H: 2-0 Dec. 7, 1970 W 64-46 UNCC Foster Jan. 3, 1983 W 109-77 COLISEUM Foster	Foster Foster	CLARK (1-0) H: 1-0 Feb. 28, 1973 W 92-60 UNCC Foster
AUSTIN PEAY STATE (4-2) H: 3-0, A: 1-2 Dec. 3, 1970 W 86-84 Clarksville, Tenn. Foster Dec. 12, 1970 W 73-58 UNCC Foster Dec. 4, 1971 L 74-75 Clarksville, Tenn. Foster Feb. 8, 1972 W 87-69 UNCC Foster Jan. 8, 1973 W 69-68 UNCC Foster Jan. 24, 1973 L 76-85 Clarksville, Tenn. Foster	BUFFALO STATE (2-0) H: 1-0, A: 1-0 Feb. 26, 1977 W 83-72 COLISEUM Rose Feb. 18, 1978 W 81-65 Buffalo, N.Y. Rose	Rose Rose	CLEVELAND STATE (4-0) H: 2-0, A: 2-0 Mar. 3, 1973 W 81-77 UNCC Foster Jan. 11, 1974 W 64-63 Cleveland, Ohio Foster Mar. 7, 1975 W 90-77 UNCC Foster Feb. 23, 1976 W 82-70 Cleveland, Ohio Rose
BAYLOR (0-1) A: 0-1 Dec. 5, 1992 L 93-94 Waco, Texas (Classic) Mullins	BUTLER (3-1) H: 1-0, A: 1-1, N: 1-0 Jan. 27, 1992 L 84-87 Indianapolis, Ind. Mullins Jan. 25, 1993 W 70-62 NEW COLISEUM Mullins Dec. 29, 1993 W 81-61 Santa Clara (Cable Car) Mullins Feb. 13, 2013 W 71-67 Indianapolis, Ind. Major	Mullins Mullins Mullins Major	COASTAL CAROLINA (7-1) H: 7-0, N: 0-1 Jan. 20, 1987 W 85-61 UNCC Mullins Dec. 3, 1987 W 89-73 COLISEUM Mullins Dec. 19, 1988 W 70-61 NEW COLISEUM Mullins Nov. 29, 1989 W 73-56 NEW COLISEUM Mullins Jan. 9, 1991 W 93-74 NEW COLISEUM Mullins Jan. 4, 1992 W 76-61 UNCC Mullins Dec. 1, 1994 W 101-72 COLISEUM Mullins Nov. 21, 2010 L 75-79ot Charleston, S.C. (Classic) Major
BELMONT ABBEY (0-9) H: 0-5, A: 0-4 Dec. 1, 1965 L 64-102 GARINGER HIGH Murphy Jan. 25, 1966 L 71-112 Belmont, N. C. Murphy Jan. 21, 1967 L 67-107 Belmont, N. C. Murphy Feb. 4, 1967 L 60-108 GARINGER HIGH Murphy	CALIFORNIA (0-1) A: 0-1 Dec. 4, 1986 L 63-80 Berkeley, Cal. Mullins	Mullins	COLL. OF CHARLESTON (10-9) H: 7-3, A: 2-6, N: 1-0 Dec. 11, 1965 W 72-64 Charleston, S.C. Murphy Feb. 3, 1966 L 49-57 EAST MECK Murphy Jan. 7, 1967 W 74-57 Charleston, S.C. Murphy
	CAL.-STATE FULLERTON (0-1) N: 0-1 Nov. 30, 2008 L 84-92ot Anaheim, Ca. (76 Classic) Lutz	Lutz	
	UC SANTA BARBARA (2-0) H: 1-0, A: 1-0 Jan. 31, 1976 W 84-75 UNCC Rose Jan. 8, 1977 W 80-69 Santa Barbara, Cal. Rose	Rose Rose	
	CAMPBELL (3-1) H: 2-1, A: 1-0 Dec. 15, 1981 W 71-69 UNCC Pratt Jan. 17, 1983 W 80-67 Fayetteville, N.C. Wissel Dec. 13, 1983 W 81-65 UNCC Wissel Dec. 9, 2015 L 70-76 HALTON ARENA Price	Pratt Wissel Wissel Price	
	CANISIUS (2-1) H: 0-1, A: 2-0 Dec. 29, 1973 W 99-83 Buffalo, N.Y. (Queen City) Foster Jan. 5, 1995 L 71-74 UNCC Mullins Dec. 21, 1996 W 54-51 Buffalo, N.Y. Watkins	Foster Mullins Watkins	
	CARSON-NEWMAN (0-1) A: 0-1 Dec. 30, 1969 L 63-104 Carson, Tenn. Murphy	Murphy	
	CENTENARY (3-1) H: 1-0, A: 0-1, N: 2-0 Nov. 29, 1974 W 69-66 Springfield, Mass. (H.Fame) Foster Jan. 5, 1976 L 71-73 Houston, Texas Rose Feb. 28, 1976 W 79-78 COLISEUM* Rose Dec. 4, 1992 W 81-62 Waco, Texas (Classic) Mullins	Foster Rose Rose Mullins	

*First sellout in UNCC history

Charlotte



Basketball

Feb. 3, 1967	W	74-61	GARINGER HIGH	Murphy					
Jan. 26, 1968	L	64-67	Charleston, S.C.	Murphy					
Feb. 2, 1968	W	86-56	HARRIS. GYM	Murphy					
Feb. 1, 1969	W	70-53	HARRISBURG GYM	Murphy					
Feb. 15, 1969	L	81-89	Charleston, S.C.	Murphy					
Jan. 7, 1970	L	68-70	Charleston, S.C.	Murphy					
Jan. 24, 1970	W	94-80	HARRISBURG GYM	Murphy					
Feb. 19, 1970	W	103-81	Lynchburg, Va. (Dixie)	Murphy					
Feb. 8, 1971	W	79-63	UNCC	Foster					
Dec. 9, 1974	W	100-60	UNCC	Foster					
Nov. 23, 1991	L	54-68	UNCC	Mullins					
Feb. 7, 1994	L	64-71	Charleston, S.C.	Mullins					
Nov. 12, 2013	L	82-83	Charleston, S.C.	Major					
Dec. 16, 2014	W	90-85ot	HALTON ARENA	Major					
Nov. 18, 2017	L	72-81	HALTON ARENA	Price					
Dec. 1, 2018	L	64-72	Charleston, S.C.	Sanchez					
COLORADO (0-2) H: 0-1, N: 0-1									
Dec. 28, 2002	L	74-76	HALTON ARENA (Pepsi)	Lutz					
Dec. 25, 2018	L	53-68	Honolulu, Hi. (Diamond Head)	Sanchez					
COLUMBIA U. (1-0) H: 1-0									
Jan. 5, 1989	W	75-42	NEW COLISEUM	Mullins					
CONNECTICUT (0-1) H: 0-1									
Mar. 15, 1989	L	62-67	NEW COLISEUM (NIT)	Mullins					
COPPIN STATE (3-0) H: 2-0, N: 1-0									
Nov. 13, 2005	W	82-65	Laramie, Wyo. (BCA)	Lutz					
Dec. 19, 2011	W	74-63	HALTON ARENA	Major					
Nov. 7, 2022	W	82-59	HALTON ARENA	Sanchez					
CREIGHTON (1-1) H: 1-0, A: 0-1									
Mar. 2, 1976	L	71-77	Omaha, Neb.	Rose					
Feb. 28, 1977	W	85-67	COLISEUM	Rose					
DAVIDSON (31-18) H: 23-8, A: 8-9, N: 0-1									
*Hornets' Nest Game (began 1979-80), Charlotte leads, 24-11.									
Feb. 19, 1979	W	93-83	COLISEUM	Pratt					
Dec. 8, 1979	W	104-82	COLISEUM (First Union)	Pratt					
Feb. 18, 1980	L*	70-73	COLISEUM	Pratt					
Feb. 23, 1981	W*	91-89	COLISEUM	Pratt					
Dec. 12, 1981	W	78-71	COLISEUM (First Union)	Pratt					
Feb. 22, 1982	W*	74-72	COLISEUM	Pratt					
Feb. 21, 1983	L*	73-82	COLISEUM	Wissel					
Jan. 9, 1984	W*	61-56	COLISEUM	Wissel					
Dec. 8, 1984	L*	64-70	COLISEUM	Wissel					
Dec. 14, 1985	L*	53-68	COLISEUM	Mullins					
Dec. 13, 1986	W*	77-70	COLISEUM	Mullins					
Dec. 12, 1987	W*	86-68	COLISEUM	Mullins					
Dec. 10, 1988	W*	79-64	NEW COLISEUM	Mullins					
Dec. 8, 1989	W*	67-64	NEW COLISEUM	Mullins					
Jan. 28, 1991	W*	85-72	NEW COLISEUM	Mullins					
Jan. 21, 1992	W*	82-70	NEW COLISEUM	Mullins					
Feb. 8, 1992	W	95-85	Davidson, N.C.	Mullins					
Jan. 3, 1993	W	95-57	NEW COLISEUM	Mullins					
Feb. 10, 1993	W*	80-69	Davidson, N.C.	Mullins					
Dec. 11, 1993	L	65-71	Davidson, N.C.	Mullins					
Feb. 15, 1994	L*	61-74	COLISEUM	Mullins					
Dec. 17, 1994	L*	55-66	Davidson, N.C.	Mullins					
Jan. 12, 1995	W	91-67	COLISEUM	Mullins					
Jan. 18, 1996	L*	47-56	New Coliseum (N)	Mullins					
Dec. 14, 1996	W*	70-68	Davidson, N.C.	Watkins					
Dec. 10, 1997	W*	70-55	HALTON ARENA	Watkins					
Dec. 8, 1998	W*	71-62	Davidson, N.C.	Lutz					
Dec. 1, 1999	W*	74-55	HALTON ARENA	Lutz					
Dec. 9, 2000	W*	69-53	Davidson, N.C.	Lutz					
Nov. 16, 2001	W*	65-51	HALTON ARENA	Lutz					
Dec. 7, 2002	L*	56-75	Davidson, N.C.	Lutz					
Dec. 11, 2003	W*	76-65	HALTON ARENA	Lutz					
Dec. 8, 2004	W*	87-68	Davidson, N.C.	Lutz					
Nov. 30, 2005	W*	85-81	HALTON ARENA (2ot)	Lutz					
Dec. 9, 2006	L*	51-79	Davidson, N.C.	Lutz					
Dec. 5, 2007	W*	75-68	HALTON ARENA	Lutz					
Dec. 11, 2010	L*	68-82	Davidson, N.C.	Major					
Dec. 10, 2011	W*	84-61	HALTON ARENA	Major					
Dec. 5, 2012	W*	73-69	Davidson, N.C.	Major					
Dec. 4, 2013	L*	78-87ot	HALTON ARENA	Major					
Dec. 3, 2014	L*	86-92	Davidson, N.C.	Major					
Dec. 1, 2015	L*	74-109	HALTON ARENA	Price					
Nov. 26, 2016	L*	57-79	Davidson, N.C.	Price					
Nov. 28, 2017	L*	70-85	HALTON ARENA	Price					
Nov. 27, 2018	L*	56-76	Davidson, N.C.	Sanchez					
Nov. 12, 2019	W*	71-58	HALTON ARENA	Sanchez					
Dec. 15, 2020	W*	63-52	Davidson, N.C.	Sanchez					
Nov. 30, 2021	L*	58-75	HALTON ARENA	Sanchez					
Nov. 29, 2022	W*	68-66ot	Davidson, N.C.	Sanchez					
DAYTON (4-8) H: 3-2, A: 1-5, N: 0-1									
Jan. 5, 1978	L	55-61	Dayton, Ohio	Rose					
Jan. 7, 2006	W	73-65	Dayton, Ohio	Lutz					
Feb. 4, 2006	W	62-49	HALTON ARENA	Lutz					
Jan. 4, 2007	L	63-66	Dayton, Ohio	Lutz					
Jan. 17, 2007	W	80-59	HALTON ARENA	Lutz					
Mar. 7, 2007	L	63-81	Atlantic City, N.J. (A-10)	Lutz					
Feb. 6, 2008	L	64-69	Dayton, Ohio	Lutz					
Feb. 8, 2009	W	79-66	HALTON ARENA	Lutz					
Feb. 10, 2010	L	47-75	Dayton, Ohio	Lutz					
Feb. 16, 2011	L	51-69	HALTON ARENA	Major					
Feb. 15, 2012	L	65-75	Dayton, Ohio	Major					
Feb. 27, 2013	L	67-88	HALTON ARENA	Major					
DELAWARE STATE (1-0) H: 1-0									
Dec. 30, 2003	W	72-52	HALTON ARENA	Lutz					
DEPAUL (15-6) H: 9-1, A: 6-3, N: 0-2									
Mar. 4, 1972	L	83-94	Chicago, Ill.	Foster					
Feb. 14, 1973	W	74-70	UNCC	Foster					
Dec. 6, 1991	W	68-63	NEW COLISEUM (TOC)	Mullins					
Feb. 29, 1996	W	81-69	COLISEUM	Mullins					
Mar. 6, 1996	L	60-66	Memphis (C-USA)	Mullins					
Feb. 4, 1997	W	58-54	Chicago, Ill.	Watkins					
Jan. 3, 1998	W	81-55	HALTON ARENA	Watkins					
Jan. 29, 1998	W	86-73	Chicago, Ill.	Watkins					
Feb. 3, 1999	W	66-61	Chicago, Ill.	Lutz					
Feb. 27, 1999	W	78-67	HALTON ARENA	Lutz					
Jan. 8, 2000	L	75-77	Chicago, Ill.	Lutz					
Feb. 6, 2000	L	66-80	HALTON ARENA	Lutz					
Mar. 10, 2000	L	49-56	Memphis, Tenn. (C-USA)	Lutz					
Jan. 17, 2001	W	73-62	Chicago, Ill.	Lutz					
Feb. 28, 2001	W	90-66	HALTON ARENA	Lutz					
Jan. 29, 2002	W	97-83	Chicago, Ill.	Lutz					
Feb. 16, 2002	W	81-57	HALTON ARENA	Lutz					
Feb. 8, 2003	L	64-72	Chicago, Ill.	Lutz					
Mar. 1, 2003	W	58-50	HALTON ARENA	Lutz					
Jan. 6, 2004	W	75-70	Chicago, Ill.	Lutz					
Feb. 16, 2005	W	66-62	HALTON ARENA	Lutz					
DETROIT MERCY (1-1) H: 1-0, A: 0-1									
Nov. 23, 2022	L	49-70	Detroit, Mich	Sanchez					
Dec. 10, 2022	W	82-80ot	HALTON ARENA	Sanchez					
DREXEL (0-1) N: 0-1									
Nov. 23, 2021	L	55-67	Nassau, Bahamas	Sanchez					
DUQUESNE (6-5) H: 3-2, A: 3-3									
Dec. 1, 1993	W	81-58	COLISEUM	Mullins					
Mar. 16, 1994	L	73-75	Pittsburgh, Pa. (NIT)	Mullins					
Dec. 3, 1994	W	79-70	Pittsburgh, Pa.	Mullins					
Mar. 1, 2006	W	77-71	HALTON ARENA	Lutz					
Feb. 21, 2007	W	99-90	Pittsburgh, Pa.	Lutz					
Mar. 2, 2008	W	89-82	HALTON ARENA	Lutz					
Jan. 7, 2009	L	71-76	Pittsburgh, Pa.	Lutz					
Feb. 17, 2010	L	77-83	HALTON ARENA	Lutz					
Jan. 22, 2011	L	67-83	Pittsburgh, Pa.	Major					
Feb. 29, 2012	L	77-88	HALTON ARENA	Major					
Mar. 6, 2013	W	89-87ot	Pittsburgh, Pa.	Major					
DUKE (0-3) A: 0-3									
Dec. 1, 1990	L	94-111	Durham, N.C.	Mullins					
Jan. 18, 1992	L	82-104	Durham, N.C.	Mullins					
Nov. 17, 2009	L	59-101	Durham, N.C. (NIT Tip)	Lutz					
ECU (18-10) H: 10-3, A: 7-7, N: 1-0									
Jan. 20, 1981	L	64-65ot	COLISEUM	Pratt					
Jan. 27, 1982	L	68-71	Greenville, N.C.	Pratt					
Jan. 31, 1983	L	64-66	COLISEUM	Wissel					
Jan. 2, 1984	W	67-57	Greenville, N.C.	Wissel					
Dec. 8, 1992	W	62-59	Greenville, N.C.	Mullins					
Nov. 29, 1993	W	85-62	COLISEUM	Mullins					
Feb. 22, 1995	L	77-89	Greenville, N.C.	Mullins					
Dec. 2, 1995	W	80-65	COLISEUM	Mullins					
Jan. 12, 2002	W	84-75	Greenville, N.C.	Lutz					
Jan. 26, 2002	W	87-52	HALTON ARENA	Lutz					
Jan. 11, 2003	W	83-62	HALTON ARENA	Lutz					
Feb. 22, 2003	W	71-66	Greenville, N.C.	Lutz					
Jan. 10, 2004	W	81-65	HALTON ARENA	Lutz					
Feb. 7, 200									



FLORIDA STATE (2-4)	H: 1-1, A: 1-1, N: 0-2	Rose	Feb. 28, 1979 W 88-71 UNCC	Pratt	HOFSTRA (4-2)	H: 2-0, A: 1-2, N: 1-0	
Jan. 29, 1977 W 76-65 Tallahassee, Fla.	Rose	Dec. 7, 1987 W 65-57 COLISEUM	Mullins	Dec. 8, 1978 W 91-73 COLISEUM(First Union)	Pratt		
Feb. 13, 1978 W 88-79 COLISEUM	Rose	Jan. 10, 1989 L 76-93 Statesboro, Ga.	Mullins	Dec. 30, 1981 W 70-60 Dayton, Ohio (Inv.)	Pratt		
Dec. 29, 1981 L 73-76 Dayton, Ohio (Inv.)	Pratt	Feb. 6, 1990 W 88-68 NEW COLISEUM	Mullins	Dec. 21, 1984 L 70-77 Hempstead, N.Y.	Wissel		
Dec. 19, 1992 L 59-63 Orlando, Fla. (Milk Cl.)	Mullins	Mar. 14, 2006 W 77-61 HALTON ARENA (NIT)	Lutz	Nov. 11, 2006 W 88-82 HALTON ARENA	Lutz		
Dec. 22, 2012 L 76-79 CHARLOTTE, N.C. (TWC)	Major	Nov. 13, 2012 W 66-53 HALTON ARENA	Major	Dec. 15, 2007 L 68-70 Hempstead, N.Y.	Lutz		
Dec. 17, 2013 L 62-106 Tallahassee, Fla.	Major			Nov. 24, 2009 W 80-72 Hempstead, N.Y. (NITTip)	Lutz		
FLORIDA TECH (2-0) H: 1-0, N: 1-0		GEORGIA SOUTHWESTERN (1-0) H: 1-0		HOLY CROSS (1-0)	H: 1-0		
Feb. 21, 1972 W 120-57 UNCC	Foster	Feb. 20, 1971 W 84-55 UNCC	Foster	Dec. 11, 1981 W 59-57 COLISEUM(First Union)	Pratt		
Jan. 2, 1974 W 93-71 DeLand, Fla. (Classic)	Foster	GEORGIA STATE (27-3) H: 15-1, A: 12-2		HOUSTON (9-2)	H: 5-0, A: 3-1, N: 1-1		
FORDHAM (9-1) H: 5-0, A: 2-2, N: 1-0		Jan. 2, 1970 L 51-55 ot Atlanta, Ga.	Murphy	Jan. 29, 1997 W 78-68 HALTON ARENA	Watkins		
Nov. 17, 2000 W 89-75 Raleigh, N.C. (CoSIDA)	Lutz	Feb. 6, 1971 W 90-65 UNCC	Foster	Feb. 8, 1997 W 102-77 Houston, Texas	Watkins		
Feb. 18, 2006 W 81-75 Bronx, N.Y.	Lutz	Jan. 15, 1972 W 62-59* Atlanta, Ga.	Foster	Feb. 28, 1998 W 105-75 HALTON ARENA	Watkins		
Feb. 10, 2007 W 72-68 HALTON ARENA	Lutz	Feb. 5, 1972 W 85-59 UNCC	Foster	Feb. 23, 1999 W 68-66 Houston, Texas	Lutz		
Jan. 26, 2008 W 74-60 HALTON ARENA	Lutz	Jan. 20, 1973 W 70-59 UNCC	Foster	Mar. 3, 1999 W 75-51 Birmingham, Ala. (C-USA)	Lutz		
Feb. 17, 2008 L 51-53 Bronx, N.Y.	Lutz	Feb. 17, 1973 W 77-55 Atlanta, Ga.	Foster	Jan. 12, 2000 W 92-74 HALTON ARENA	Lutz		
Feb. 28, 2009 W 73-55 HALTON ARENA	Lutz	Feb. 16, 1974 W 99-61 UNCC	Foster	Feb. 4, 2001 L 72-73 Houston, Texas	Lutz		
Feb. 6, 2010 W 77-72 Bronx, N.Y.	Lutz	Mar. 4, 1974 W 97-69 Atlanta, Ga.	Foster	Feb. 2, 2002 W 83-68 HALTON ARENA	Lutz		
Jan. 15, 2011 W 71-61 HALTON ARENA	Major	Jan. 25, 1975 W 75-49 UNCC	Foster	Feb. 12, 2003 W 59-55ot HALTON ARENA	Lutz		
Feb. 4, 2012 W 69-62 Bronx, N.Y.	Major	Feb. 10, 1975 W 57-49 Atlanta, Ga.	Rose	Mar. 3, 2004 W 82-61 Houston, Texas	Lutz		
Jan. 16, 2013 W 74-68 HALTON ARENA	Major	Jan. 26, 1976 W 80-67 Atlanta, Ga.	Rose	Feb. 9, 2005 W 91-71 HALTON ARENA	Lutz		
FRANCIS MARION (1-0) H: 1-0		Feb. 7, 1976 W 99-64 UNCC	Rose	Dec. 21, 2006 L 46-68 Honolulu, Hi. (Rainbow)	Lutz		
Dec. 8, 1986 W 82-55 UNCC	Mullins	Dec. 19, 1977 W 59-47 Atlanta, Ga.	Rose	HOWARD (1-0)	N: 1-0		
FURMAN (5-3) H: 3-0, A: 1-3, N: 1-0		Jan. 23, 1978 W 83-71 COLISEUM	Rose	Dec. 28, 1987 W 89-73 Lakeland, Fla.	Mullins		
Nov. 30, 1973 L 76-84 Greenville, S. C.	Foster	Feb. 5, 1979 W 90-69 Atlanta, Ga.	Pratt	IDAHO (1-0)	N: 1-0		
Dec. 4, 1978 L 73-91 Greenville, S. C.	Pratt	Feb. 15, 1979 W 85-60 COLISEUM	Pratt	Dec. 29, 1984 W 76-58 Toledo, Ohio (Classic)	Wissel		
Dec. 20, 1979 W 91-76 COLISEUM	Pratt	Feb. 23, 1979 W 71-57 COLISEUM (SBCT)	Pratt	ILLINOIS (1-1)	A: 1-0, N: 0-1		
Dec. 21, 1983 L 71-77 Greenville, S. C.	Wissel	Jan. 12, 1980 W 72-69 Atlanta, Ga.	Pratt	Nov. 25, 1977 W 68-64 Champaign, Ill.	Rose		
Dec. 15, 1984 W 71-65 COLISEUM	Wissel	Jan. 22, 1980 W 88-73 COLISEUM	Pratt	Mar. 18, 2001 L 61-79 Dayton, Ohio (NCAA)	Lutz		
Feb. 15, 1993 W 81-58 Davidson, N.C.	Mullins	Dec. 17, 1980 W 66-64 COLISEUM	Pratt	ILLINOIS-CHICAGO (3-0) N: 3-0			
Dec. 5, 1994 W 70-52 Greenville, S.C.	Mullins	Jan. 26, 1981 W 97-75 Atlanta, Ga.	Pratt	Mar. 12, 1998 W 77-62 Hartford, Conn. (NCAA)	Watkins		
Nov. 19, 2015 W 77-68 HALTON ARENA	Price	Jan. 18, 1982 W 112-74 UNCC	Pratt	Dec. 21, 1999 W 87-61 San Juan, P.R.	Lutz		
GARDNER-WEBB (2-1) H: 2-1		Feb. 13, 1982 W 87-67 Atlanta, Ga.	Pratt	Nov. 17, 2007 W 64-63 St. Thomas, V.I. (Paradise)	Lutz		
Dec. 22, 2007 W 83-51 HALTON ARENA	Lutz	Feb. 19, 1986 W 81-78 COLISEUM	Mullins	ILLINOIS STATE (0-1) N: 0-1			
Dec. 12, 2009 W 95-66 HALTON ARENA	Lutz	Dec. 9, 1987 W 89-70 Atlanta, Ga.	Mullins	Dec. 28, 1989 L 69-75 Portland, Ore. (Far West)	Mullins		
Nov. 12, 2010 L 70-78 HALTON ARENA	Major	Dec. 11, 2004 W 80-65 HALTON ARENA	Lutz	INDIANA (1-5) H: 0-2, A: 1-3			
GEORGE MASON (0-3) H: 0-1, A: 0-1, N: 0-1		Nov. 26, 2005 W 73-68 Atlanta, Ga.	Lutz	Dec. 16, 2000 L 72-76 Bloomington, Ind.	Lutz		
Dec. 4, 1982 L 60-71 COLISEUM	Wissel	Nov. 25, 2006 W 72-63 HALTON ARENA	Lutz	Nov. 18, 2001 L 61-65 HALTON ARENA	Lutz		
Jan. 4, 1984 L 64-77 Fairfax, Va.	Wissel	Nov. 27, 2019 L 78-81otAtlanta, Ga.	Sanchez	Jan. 4, 2003 L 60-70 Bloomington, Ind.	Lutz		
Nov. 18, 2010 L 56-78 Charleston, S.C. (Classic)	Major	Dec. 4, 2020 L 65-76 HALTON ARENA	Sanchez	Dec. 22, 2004 W 74-73 Bloomington, Ind.	Lutz		
GEORGE WASHINGTON (13-16) H: 10-5, A: 3-10, N: 0-1		*Original score was 71-62, but GSU forfeited 12 points due to ineligible player.		Dec. 19, 2005 L 54-71 HALTON ARENA	Lutz		
Dec. 9, 1978 W 66-61 COLISEUM (First Union)	Pratt	GEORGIA TECH (1-8) H: 0-4, A: 1-3, N: 0-1		Dec. 2, 2006 L 57-74 Bloomington, Ind.	Lutz		
Dec. 30, 1992 L 63-90 NEW COLISEUM	Mullins	Dec. 22, 1970 L 58-72 Atlanta, Ga.	Foster	INDIANA STATE (1-1) H: 1-0, A: 0-1			
Feb. 24, 1994 L 48-51 Washington D.C.	Mullins	Feb. 19, 1973 L 66-81 Atlanta, Ga.	Foster	Feb. 11, 1974 L 67-70 Terre Haute, Ind.	Foster		
Jan. 7, 1995 W 73-54 UNCC	Mullins	Jan. 14, 1985 L 68-86 COLISEUM	Wissel	Jan. 20, 1975 W 85-70 COLISEUM	Foster		
Feb. 5, 1996 L 67-72 Washington D.C.	Mullins	Feb. 6, 1986 L 76-87 Atlanta, Ga.	Mullins	IONA (0-2)	H: 0-1, A: 0-1		
Dec. 30, 1996 W 76-69 HALTON ARENA	Watkins	Nov. 16, 2007 L 77-82 St. Thomas, V.I. (Paradise)	Lutz	Dec. 18, 1982 L 62-83 New Rochelle, N.Y.	Wissel		
Dec. 20, 1997 L 83-93 Washington D.C.	Watkins	Jan. 2, 2010 L 67-76 HALTON ARENA	Lutz	Jan. 13, 1983 L 80-99 COLISEUM	Wissel		
Nov. 29, 1998 W 76-68 HALTON ARENA	Lutz	Jan. 2, 2011 W 86-83otAtlanta, Ga.	Major	IOWA (0-1)	A: 0-1		
Dec. 31, 1999 W 98-93otWashington, D.C.	Lutz	Dec. 29, 2013 L 55-58 HALTON ARENA	Major	Jan. 27, 1973 L 49-72 Dubuque, Iowa	Foster		
Jan. 3, 2001 W 84-73 HALTON ARENA	Lutz	Dec. 30, 2014 L 66-67 Atlanta, Ga.	Major	IOWA STATE (0-2) N: 0-2			
Dec. 29, 2001 W 97-87 Washington, D.C.	Lutz	GREENSBORO (4-5) H: 3-1, A: 1-4		Mar. 20, 1992 L 74-76 Worcester, Mass. (NCAA)	Mullins		
Nov. 21, 2003 L 76-80 HALTON ARENA	Lutz	Dec. 16, 1966 W 102-79 GARINGER HIGH	Murphy	Dec. 29, 1995 L 61-69 Bayamon, P.R. (P.R. Inv.)	Mullins		
Jan. 21, 2006 L 69-83 HALTON ARENA	Lutz	Feb. 6, 1967 L 58-68 Greensboro, N.C.	Murphy	JACKSONVILLE (17-13) H: 10-5, A: 6-8, N: 1-0			
Mar. 4, 2006 L 85-86ot HALTON ARENA	Lutz	Dec. 15, 1967 L 64-74 GARINGER HIGH	Murphy	Mar. 8, 1977 W 74-69 COLISEUM (SBCT)	Rose		
Jan. 20, 2007 L 68-76 Washington, D.C.	Lutz	Feb. 9, 1968 L 74-82 Greensboro, N.C.	Murphy	Jan. 14, 1978 L 60-64 Jacksonville, Fla.	Rose		
Mar. 1, 2007 L 60-62 HALTON ARENA	Lutz	Dec. 11, 1968 L 62-74 Greensboro, N.C.	Murphy	Jan. 28, 1978 W 101-82 COLISEUM	Rose		
Mar. 6, 2008 W 77-61 HALTON ARENA	Lutz	Feb. 11, 1969 W 113-85 HARRIS. GYM	Murphy	Jan. 17, 1979 L 57-61ot Jacksonville, Fla.	Pratt		
Feb. 14, 2009 W 69-51 HALTON ARENA	Lutz	Feb. 21, 1969 W 69-60 Greensboro (DIAC)	Murphy	Jan. 30, 1979 W 59-54 COLISEUM	Pratt		
Feb. 25, 2009 L 88-92ot Washington, D.C.	Lutz	Dec. 16, 1969 L 70-73 Greensboro, N.C.	Murphy	Jan. 5, 1980 W 68-65 COLISEUM	Pratt		
Feb. 3, 2010 W 72-68 HALTON ARENA	Lutz	Feb. 11, 1970 W 112-82 HARRIS. GYM	Murphy	Jan. 14, 1980 L 68-72 Jacksonville, Fla.	Pratt		
Feb. 27, 2010 L 70-75 Washington, D.C.	Lutz	GUILFORD (0-4) H: 0-1, A: 0-3		Jan. 5, 1981 L 54-56ot Jacksonville, Fla.	Pratt		
Feb. 5, 2011 L 67-73 HALTON ARENA	Major	Dec. 4, 1965 L 41-98 Greensboro, n. C.	Murphy	Feb. 10, 1981 L 67-69 COLISEUM	Pratt		
Feb. 23, 2011 L 57-74 Washington, D.C.	Major	Nov. 28, 1967 L 51-125 PARK CENTER	Murphy	Jan. 13, 1982 W 94-88 Jacksonville, Fla.	Pratt		
Jan. 21, 2012 L 52-60 Washington, D.C.	Major	Nov. 29, 1968 L 61-73 Greensboro, N. C.	Murphy	Feb. 10, 1982 L 82-86 COLISEUM	Pratt		
Feb. 22, 2012 W 72-62 HALTON ARENA	Major	Mar. 2, 1970 L 67-78 Greensboro (Districts)	Murphy	Feb. 16, 1983 W 82-75 COLISEUM	Wissel		
Jan. 26, 2013 L 54-82 Washington, D.C.	Major	HARDIN SIMMONS (1-0) H: 1-0		Feb. 20, 1983 W 83-75 Jacksonville, Fla.	Wissel		
Dec. 7, 2014 L 70-78 Washington, D.C. Verizon Ctr.	Major	Dec. 4, 1974 W 106-65 UNCC	Foster	Jan. 21, 1984 L 69-71ot Jacksonville, Fla.	Wissel		
Dec. 22, 2020 W 66-65 Washington, D.C.	Sanchez	HARTFORD (1-0) H: 1-0		Feb. 11, 1984 W 85-70 COLISEUM	Wissel		
Dec. 4, 2021 W 86-79 HALTON ARENA	Sanchez	Jan. 7, 1985 W 75-65 COLISEUM	Wissel	Jan. 12, 1985 L 72-82 COLISEUM	Wissel		
GEORGETOWN (1-2) H: 0-1, A: 0-1, N: 1-0		HAWAII (1-0) A: 1-0		Jan. 26, 1985 L 67-96 Jacksonville, Fla.	Wissel		
Mar. 14, 1997 W 79-67 Tucson, Az. (NCAA)	Watkins	Dec. 29, 1998 W 70-68 Honolulu, Hawaii	Lutz	Jan. 11, 1986 L 77-96 Jacksonville, Fla.	Mullins		
Dec. 20, 2014 L 78-81 Washington, D.C.	Major	HAWAII-HILO (3-0) A: 3-0		Jan. 18, 1986 L 58-67 COLISEUM	Mullins		
Dec. 22, 2015 L 59-62 SPECTRUM CENTER	Price	Jan. 4, 1977 W 112-75 Hilo, Hi. (exhibition)	Rose	Jan. 22, 1987 L 67-79 COLISEUM	Mullins		
GEORGIA COLLEGE (2-0) H: 2-0		Jan. 5, 1977 W 80-64 Hilo, Hi. (exhibition)	Rose	Feb. 5, 1987 L 68-99 Jacksonville, Fla.	Mullins		
Feb. 8, 1974 W 98-54 UNCC	Foster	Dec. 2, 1986 W 69-45 Hilo, Hi.	Mullins	Jan. 2, 1988 W 90-77 Jacksonville, Fla.	Mullins		
Nov. 27, 1976 W 111-63 UNCC	Rose	HIGH POINT (2-1) H: 2-0, A: 0-1		Jan. 16, 1988 W 68-65 COLISEUM	Mullins		
GEORGIA SOUTHERN (8-2) H: 7-0, A: 1-2		Nov. 26, 1969 L 59-113 High Point, N. C.	Murphy	Mar. 5, 1988 W 73-72 Richmond, Va. (SBCT)	Mullins		
Feb. 3, 1975 W 100-63 UNCC	Foster	Feb. 9, 1970 L 68-99 GARINGER HIGH	Murphy	Feb. 2, 1989 W 84-79 Jacksonville, Fla.	Mullins		
Feb. 16, 1976 W 75-68 Statesboro, Ga.	Rose	Nov. 9, 2007 W 61-55 HALTON ARENA	Lutz	Feb. 23, 1989 W 84-71 NEW COLISEUM	Mullins		
Jan. 26, 1977 W 93-77 UNCC	Rose	Nov. 24, 2017 W 70-67 HALTON ARENA	Price				
Dec. 20, 1978 L 81-82 Statesboro, Ga.	Pratt						

Charlotte



Basketball

Dec. 22, 2001	L	56-64	Miami, Fla.	Lutz
Dec. 15, 2002	W	69-64	HALTON ARENA	Lutz
Dec. 22, 2011	L	61-76	HALTON ARENA	Major
Dec. 14, 2012	L	46-77	Miami, Fla.	Major
Nov. 23, 2014	L	58-77	Charleston, S.C. (Charleston Cisc)	Major
Nov. 25, 2014	L	74-77	HALTON ARENA	Major
Dec. 5, 2015	L	60-88	Miami, Fla.	Price
MICHIGAN (2-1)	N: 2-1			
Mar. 19, 1977	W	75-68	Lexington, Ky. (NCAA Reg.)	Rose
Note:			Michigan ranked #1, 49ers won Mideast Regional	
Nov. 24, 2013	W	63-61	San, Juan PR (PR Tip-Off)	Major
Nov. 26, 2015	L	47-102	Paradise Island, Bahamas	Price
MIDDLE TENNESSEE (4-14)	H: 3-3, A: 0-8, N: 1-3			
Dec. 18, 1987	W	78-63	Lexington, Ky. (UKIT)	Mullins
Feb. 20, 2014	L	49-71	HALTON ARENA	Major
Jan. 24, 2015	L	69-72	Murfreesboro, Tenn.	Odom
Mar. 11, 2015	L	60-63	Birmingham, Ala. (C-USA)	Odom
Jan. 14, 2016	L	72-73	HALTON ARENA	Price
Mar. 10, 2016	L	61-79	Birmingham, Ala. (C-USA)	Price
Feb. 11, 2017	L	55-70	Murfreesboro, Tenn.	Price
Feb. 3, 2018	L	73-78	HALTON ARENA	Fancher
Feb. 7, 2019	L	53-71	Murfreesboro, Tenn.	Sanchez
Feb. 23, 2019	L	67-86	Murfreesboro, Tenn.	Sanchez
Jan. 4, 2020	W	68-62	HALTON ARENA	Sanchez
Feb. 5, 2021	L	65-66	Murfreesboro, Tenn.	Sanchez
Feb. 6, 2021	L	60-73	Murfreesboro, Tenn.	Sanchez
Feb. 13, 2022	L	63-78	Murfreesboro, Tenn.	Sanchez
Mar. 2, 2022	W	60-56	HALTON ARENA	Sanchez
Dec. 29, 2022	W	82-67	HALTON ARENA	Sanchez
Jan. 19, 2023	L	58-62	Murfreesboro, Tenn.	Sanchez
March 9, 2023	L	65-66	Frisco, Texas (C-USA)	Sanchez
MILWAUKEE (1-0)	N: 1-0			
March 20, 2023	L	64-81	Daytona Beach, Fla. (CBI)	Sanchez
MISSISSIPPI (1-2)	H: 1-0, A: 0-2			
Nov. 30, 1977	L	64-81	Oxford, Miss.	Rose
Nov. 29, 1978	W	68-57	COLISEUM	Pratt
Mar. 15, 2000	L	45-62	Oxford, Miss. (NIT)	Lutz
MISSISSIPPI STATE (1-3)	H: 0-2, A: 1-1			
Dec. 6, 1971	L	68-87	UNCC	Foster
Nov. 23, 2005	L	38-53	HALTON ARENA	Lutz
Nov. 29, 2006	L	69-78	Starkville, Miss.	Lutz
Dec. 10, 2008	W	70-64	Starkville, Miss.	Lutz
MISSOURI-ST. LOUIS (1-0)	H: 1-0			
Nov. 30, 1983	W	75-73	UNCC	Wissel
MONMOUTH (2-1)	H: 1-0, N: 0-1, A: 1-0			
Nov. 19, 2007	L	56-58	St. Thomas, V.I. (Paradise)	Lutz
Nov. 9, 2021	W	68-66	HALTON ARENA	Sanchez
Dec. 17, 2022	W	80-46	West Long Branch, NJ	Sanchez
MOREHEAD STATE (3-1)	H: 1-1, A: 2-0			
Nov. 27, 1972	L	78-85	COLISEUM	Foster
Dec. 8, 1973	W	94-83	Morehead, Ky.	Foster
Dec. 1, 1975	W	86-79	Morehead, Ky.	Rose
Dec. 6, 1976	W	75-68	COLISEUM	Rose
MURRAY STATE (1-0)	N: 1-0			
Dec. 27, 1998	W	88-75	Honolulu, Hawaii	Lutz
NAVY (1-0)	N: 1-0			
Dec. 28, 1990	W	117-109	Pensacola, Fla.	Mullins
NEBRASKA (0-1)	A: 0-1			
Mar. 19, 2008	L	48-67	Lincoln, Neb. (NIT)	Lutz
NEBRASKA-OMAHA (1-0)	A: 1-0			
Jan. 7, 1975	W	107-66	Omaha, Neb.	Foster
UNLV (0-1)	N: 0-1			
Mar. 28, 1977	L	94-106	Atlanta, Ga. (NCAA Final 4)	Rose
NEWBERRY (2-0)	H: 2-0			
Feb. 13, 1975	W	76-61	UNCC	Foster
Nov. 11, 2016	W	101-88	HALTON ARENA	Price
NEW HAMPSHIRE (1-0)	H: 1-0			
Dec. 30, 1976	W	104-68	COLISEUM (Charlotte Inv.)	Rose
NEW MEXICO (1-1)	A: 1-0, N: 0-1			
Nov. 28, 1986	L	72-74	Maui, Hi. (Air Classic)	Mullins
Dec. 29, 1994	W	78-75	ot Albuquerque, N.M. (Lobo)	Mullins
NEW MEXICO STATE (1-0)	A: 1-0			
Dec. 11, 1976	W	85-81	Las Cruces, N.M. (Inv.)	Rose
NEW ORLEANS [LSU-New Orleans] (7-2)	H: 4-1, A: 3-1			
Jan. 25, 1971	L	74-92	New Orleans, La.	Foster
Feb. 23, 1972	L	69-71	UNCC	Foster
Mar. 9, 1977	W	71-70	COLISEUM (SBCT Champ)	Rose

Jan. 7, 1978	W	61-60	New Orleans, La.	Rose
Jan. 16, 1978	W	67-66	COLISEUM	Rose
Jan. 6, 1979	W	68-63	New Orleans, La.	Pratt
Feb. 12, 1979	W	76-66	COLISEUM	Pratt
Jan. 7, 1980	W	61-52	New Orleans, La.	Pratt
Feb. 7, 1980	W	83-78	COLISEUM	Pratt
NORTH CAROLINA (0-2)	A: 0-1, N: 0-1			
Mar. 14, 1998	L	83-93	ot Hartford, Conn. (NCAA)	Watkins
Dec. 12, 1998	L	73-75	ot Chapel Hill, N.C.	Lutz
NORTH CAROLINA A&T (12-0)	H: 9-0, A: 3-0			
Jan. 8, 1976	W	86-68	COLISEUM	Rose
Jan. 23, 1979	W	70-61	COLISEUM	Pratt
Nov. 27, 1989	W	87-55	NEW COLISEUM	Mullins
Nov. 27, 1990	W	100-88	Greensboro, N.C.	Mullins
Dec. 16, 1991	W	90-59	UNCC	Mullins
Dec. 1, 1992	W	85-73	GREENSBORO, N.C.	Mullins
Dec. 6, 1993	W	86-69	COLISEUM	Mullins
Nov. 24, 2003	W	102-39	HALTON ARENA	Lutz
Jan. 4, 2014	W	88-72	HALTON ARENA	Major
Feb. 4, 2015	W	77-61	HALTON ARENA	Odom
Feb. 3, 2016	W	92-72	Greensboro, N.C.	Price
Dec. 19, 2020	W	76-72	HALTON ARENA	Sanchez
NORTH CAROLINA CENTRAL (1-0)	H: 1-0			
Nov. 11, 2011	W	73-57	HALTON ARENA	Major
UNC ASHEVILLE [ASHEVILLE-BITMORE] (11-5)	H: 9-4, A: 2-1			
Dec. 15, 1965	L	79-94	GARINGER HIGH	Murphy
Feb. 9, 1966	L	63-105	Asheville, N.C.	Murphy
Nov. 29, 1980	W	71-64	COLISEUM	Pratt
Nov. 30, 1981	W	67-64	UNCC	Pratt
Nov. 27, 1982	L	59-69	COLISEUM	Wissel
Nov. 28, 1983	L	56-57	UNCC	Wissel
Nov. 22, 1985	W	92-68	UNCC	Mullins
Nov. 30, 2003	W	92-65	Asheville, N.C.	Lutz
Dec. 19, 2004	W	64-52	HALTON ARENA	Lutz
Dec. 31, 2005	W	92-59	HALTON ARENA	Lutz
Dec. 4, 2006	W	81-73	HALTON ARENA	Lutz
Nov. 13, 2009	W	86-70	HALTON ARENA	Lutz
Jan. 2, 2013	W	71-63	ot HALTON ARENA	Major
Dec. 1, 2013	W	77-56	HALTON ARENA	Major
Nov. 30, 2014	W	66-63	ot Asheville, N.C.	Major
Dec. 3, 2019	L	75-83	HALTON ARENA	Sanchez
UNC GREENSBORO (9-0)	H: 5-0, A: 4-0			
Dec. 8, 1967	W	87-84	HARRIS. GYM	Murphy
Jan. 3, 1968	W	96-80	Greensboro, N.C.	Murphy
Dec. 3, 1968	W	66-63	Greensboro, N.C.	Murphy
Jan. 8, 1969	W	74-60	HARRIS. GYM	Murphy
Feb. 20, 1969	W	79-61	Greensboro (DIAC)	Murphy
Dec. 1, 1969	W	62-55	Greensboro, N.C.	Murphy
Jan. 13, 1970	W	65-54	HARRIS. GYM	Murphy
Feb. 19, 1996	W	62-58	COLISEUM	Mullins
Nov. 14, 2008	W	77-59	HALTON ARENA	Lutz
NC STATE (2-6)	A: 1-4, N: 1-2			
Feb. 24, 1973	L	64-100	Raleigh, N.C.	Foster
Jan. 19, 1974	L	72-104	Raleigh, N.C.	Foster
Mar. 3, 1975	L	80-103	Raleigh, N.C.	Foster
Feb. 11, 1976	L	64-67	Raleigh, N.C.	Rose
Mar. 18, 1976	W	80-79	New York, N.Y. (NIT Semi)	Rose
Dec. 2, 1983	L	60-79	Greensboro (McDonald's)	Wissel
Nov. 18, 2000	W	95-78	Raleigh, N.C.	Lutz
Mar. 18, 2005	L	63-75	Worcester, Mass. (NCAA)	Lutz
NC WESLEYAN (5-6)	H: 3-2, A: 2-4			
Jan. 22, 1966	L	66-71	Rocky Mount, N.C.	Murphy
Feb. 12, 1966	L	49-82	GARINGER HIGH	Murphy
Dec. 13, 1966	W	83-69	EAST MECK.	Murphy
Feb. 11, 1967	L	70-75	Rocky Mount, N.C.	Murphy
Feb. 16, 1967	L	88-103	Rocky Mount, N.C.	Murphy
Dec. 1, 1967	L	69-71	HARRIS. GYM	Murphy
Feb. 10, 1968	L	75-79	Rocky Mount, N.C.	Murphy
Jan. 11, 1969	W	77-68	HARRIS. GYM	Murphy
Feb. 7, 1969	W	75-64	Rocky Mount, N.C.	Murphy
Jan. 10, 1970	W	97-77	HARRIS. GYM	Murphy
Feb. 6, 1970	W	85-71	Rocky Mount, N.C.	Murphy
UNC WILMINGTON (11-3)	H: 6-2, A: 5-1			
Jan. 31, 1977	W	83-70	UNCC	Rose
Jan. 21, 1978	W	108-87	Wilmington, N.C.	Rose
Mar. 2, 1978	W	89-62	COLISEUM	Rose
Feb. 8, 1979	W	75-57	UNCC	Pratt
Feb. 7, 1981	L	73-86	Wilmington, N.C.	Pratt
Dec. 28, 1983	L	77-82	COLISEUM (UNCC Classic)	Wissel
Dec. 1, 1984	L	60-61	COLISEUM (UNCC Classic)	Wissel
Feb. 1, 1988	W	85-75	COLISEUM	Mullins
Dec. 6, 1989	W	76-59	Wilmington, N.C.	Mullins

Nov. 29, 1990	W	103-69	UNCC	Mullins
Jan. 6, 1992	W	99-89	ot Wilmington, N.C.	Mullins
Jan. 16, 1995	W	92-79	COLISEUM	Mullins
Nov. 25, 1995	W	63-60	Wilmington, N.C.	Mullins
Dec. 7, 2019	W	79-57	Wilmington, N.C.	Sanchez
NORTHEASTERN (4-0)	N: 4-0			
Dec. 27, 1980	W	75-62	Portland, Me. (Best Classic)	Pratt
Dec. 29, 1989	W	85-76	Portland, Ore. (Far West)	Mullins
Nov. 24, 2012	W	67-59	Anchorage, Ak. (Great Alaska)	Major
Nov. 22, 2013	W	86-77	San Juan, PR (PR Tip-Off)	Major
NORTHWESTERN (0-1)	N: 0-1			
Nov. 14, 2005	L	47-61	Laramie, Wyo (BCA)	Lutz
NORTH TEXAS (9-7)	H: 6-2, A: 2-5, N: 1-0			
Dec. 29, 1974	W	86-69	Oklahoma City (Tourney)	Foster
Nov. 12, 2006	L	72-90	HALTON ARENA	Lutz
Jan. 18, 2014	W	76-74	HALTON ARENA	Major
Jan. 15, 2015	W	73-57	HALTON ARENA	Odom
Feb. 26, 2015	L	65-81	Denton, Texas	Odom
Feb. 13, 2016	W	103-79	HALTON ARENA	Price
Mar. 5, 2016	L	77-80	Denton, Texas	Price
Dec. 31, 2016	W	101-76	HALTON ARENA	Price
Jan. 26, 2017	W	82-81	Denton, Texas	Price
Jan. 4, 2018	W	70-68	Denton, Texas	Fancher
Feb. 2, 2019	L	66-73	HALTON ARENA	Sanchez
Feb. 13, 2020	L	72-81	Denton, Texas	Sanchez
Mar. 4, 2020	W	56-43	HALTON ARENA	Sanchez
Jan. 20, 2022	L	51-65	Denton, Texas	Sanchez
Feb. 11, 2023	L	43-67	Denton, Texas	Sanchez
Feb. 23, 2023	L	55-49	HALTON ARENA	Sanchez
NORTHERN ILLINOIS (2-0)	H: 1-0, A: 1-0			
Feb. 17, 1975	W	60-58	Northern Illinois	Foster
Dec. 12, 1975	W	90-71	UNCC	Rose
NOTRE DAME (0-1)	N: 0-1			
Mar. 14, 2002	L	63-82	Greenville, S.C. (NCAA)	Lutz
OGLETHORPE (1-0)	H: 1-0			
Feb. 22, 1975	W	115-53	UNCC	Foster
OKLAHOMA (0-4)	H: 0-1, A: 0-2, N: 0-1			
Dec. 11, 1971	L	80-83	Norman, Okla.	Foster
Dec. 9, 1972	L	58-61	UNCC	Foster
Jan. 7, 1989	L	86-94	Norman, Okla.	Mullins
Mar. 14, 1999	L	72-85	Milwaukee, Wisc. (NCAA)	Lutz
OKLAHOMA CITY (0-1)	A: 0-1			
Dec. 28, 1974	L	64-67	Oklahoma City (Tourney)	Foster
OKLAHOMA STATE (2-1)	H: 2-0, A: 0-1			
Dec. 7, 1979	W	72-66	COLISEUM (First Union)	Pratt
Nov. 13, 2017	L	65-83	Stillwater, Oklahoma	Price
Nov. 10, 2018	W	66-64	HALTON ARENA	Sanchez
OLD DOMINION (16-28)	H: 12-10, A: 4-17, N: 0-1			
Dec. 22, 1982	L	58-78	Norfolk, Va.	Wissel
Feb. 10, 1983	W	80-72	COLISEUM	Wissel
Jan. 19, 1984	W	75-73	COLISEUM	Wissel
Feb. 7, 1984	L	71-79	Norfolk, Va.	Wissel
Jan. 10, 1985	L	60-86	Norfolk, Va.	Wissel
Feb. 14, 1985	L	64-80	COLISEUM	Wissel
Jan. 13, 1986	L	87-94	COLISEUM	Mullins
Feb. 1, 1986	L	70-88	Norfolk, Va.	Mullins
Feb. 27, 1986	L	67-76	Birmingham, Ala. (SBCT)	Mullins
Jan. 10, 1987	W	74-57	COLISEUM	Mullins
Feb. 16, 1987	W	83-65	Norfolk, Va.	Mullins
Jan. 28, 1988	W	81-65	COLISEUM	Mullins
Feb. 13, 1988	W	82-81	Norfolk, Va.	Mullins
Jan. 12, 1989	L	79-90	NEW COLISEUM	Mullins
Feb. 11, 1989	L	82-88	Norfolk, Va.	Mullins
Jan. 9, 1990	L	78-94	Norfolk, Va.	Mullins
Feb. 21, 1990	W	95-82	NEW COLISEUM	Mullins
Jan. 19, 1991	W	93-87	Norfolk, Va.	Mullins
Feb. 5, 1991	L	83-95	NEW COLISEUM	Mullins
Dec. 20, 1993	W	78-76	COLISEUM	Mullins
Nov. 30, 1996	L	64-65	Norfolk, Va.	Watkins
Dec. 3, 1997	W	72-44	HALTON ARENA	Watkins
Nov. 21, 1998	L	56-72	Norfolk, Va.	Lutz
Jan. 26, 2000	W	72-48	HALTON ARENA	Lutz
Dec. 6, 2003	W	105-102	2ot Norfolk, Va.	Lutz
Nov. 16, 2008	L	68-69	HALTON ARENA	Lutz
Dec. 23, 2009	L	48-81	Norfolk, Va.	Lutz
Mar. 2, 2014	W	74-63	HALTON ARENA	Major
Jan. 4, 2015	L	54-61	HALTON ARENA	

Charlotte



Basketball

Dec. 30, 2017	L	58-89	Norfolk, Va.	Fancher
Jan. 27, 2018	L	66-88	HALTON ARENA	Fancher
Jan. 21, 2019	L	70-76	HALTON ARENA	Sanchez
Feb. 16, 2019	L	60-73	Norfolk, Va.	Sanchez
Jan. 11, 2020	W	53-47	HALTON ARENA	Sanchez
Jan. 20, 2020	L	62-66	Norfolk, Va.	Sanchez
Feb. 10, 2021	L	76-78	HALTON ARENA	Sanchez
Feb. 13, 2021	L	45-64	Norfolk, Va.	Sanchez
Jan. 26, 2022	W	71-67	HALTON ARENA	Sanchez
Jan. 29, 2022	L	52-68	Norfolk, Va.	Sanchez
ORAL ROBERTS (1-0)	N:	1-0		
Nov. 23, 2012	W	72-58	Anchorage, Ak. (Great Alaska)	Major
OREGON (2-0)	A:	1-0, N: 1-0		
Mar. 15, 1976	W	79-72	New York, N.Y. (NIT)	Rose
Dec. 27, 1979	W	69-64	Portland, Ore. (Far West)	Rose
OREGON STATE (1-1)	H:	1-0, A: 0-1		
Nov. 24, 2010	L	70-83	Corvallis, OR	Major
Dec. 3, 2016	W	69-66	HALTON ARENA	Price
PAINE (1-0)	H:	1-0		
Dec. 11, 1973	W	119-52	UNCC	Foster
PEMBROKE STATE (0-1)	N:	0-1		
Nov. 30, 1968	L	44-60	Greensboro (Guilford)	Murphy
PENN STATE (3-0)	H:	1-0, A: 1-0, N: 1-0		
Dec. 5, 1981	W	88-78	COLISEUM	Pratt
Dec. 17, 1983	W	76-67	State College, Pa.	Wissel
Nov. 20, 2014	W	106-97	of Charleston, S.C. (Charleston Clsc.)	Major
PEPPERDINE (1-3)	H:	0-1, A: 1-1, N: 0-1		
Dec. 11, 1992	L	56-65	NEW COLISEUM	Mullins
Jan. 4, 1994	L	61-72	Malibu, Ca.	Mullins
Nov. 27, 1999	W	80-74	Malibu, Ca.	Lutz
Dec. 29, 2000	L	70-81	Tempe, Ariz.	Lutz
PFEIFFER (0-2)	H:	0-1, A: 0-1		
Jan. 29, 1970	L	65-74	Misenheimer, N.C.	Murphy
Feb. 16, 1970	L	72-88	HARRISBURG GYM	Murphy
PIEDMONT (0-1)	A:	0-1		
Nov. 27, 1965	L	89-100	Piedmont, N.C.	Murphy
PITTSBURGH-JOHNSTON (1-0)	H:	1-0		
Feb. 28, 1974	W	103-75	UNCC	Foster
PORTLAND (1-0)	H:	1-0		
Nov. 28, 2005	W	59-46	HALTON ARENA	Lutz
PRESBYTERIAN (4-0)	H:	4-0		
Dec. 5, 1973	W	109-74	UNCC	Foster
Feb. 14, 1976	W	111-71	UNCC	Rose
Nov. 20, 2017	W	83-74	HALTON ARENA	Price
Nov. 26, 2022	W	69-42	HALTON ARENA	Sanchez
PRINCETON (0-2)	N:	0-2		
Dec. 28, 1984	L	66-68	ot Toledo, Ohio (Classic)	Wissel
Dec. 30, 1998	L	43-47	Honolulu, Hawaii	Lutz
PROVIDENCE (0-2)	A:	0-1, N: 0-1		
Nov. 28, 2008	L	62-67	Anaheim, Ca. (76 Classic)	Lutz
Mar. 20, 2013	L	66-75	Providence, R.I. (NIT)	Major
PURDUE (0-1)	N:	0-1		
Dec. 30, 1995	L	67-73	Bayamon, P.R. (P.R. Inv.)	Mullins
RADFORD (4-0)	H:	2-0, A: 1-0, N: 1-0		
Nov. 27, 2010	W	73-52	HALTON ARENA	Major
Dec. 6, 2011	W	57-49	Radford, Va.	Major
Dec. 19, 2012	W	68-52	HALTON ARENA	Major
March 21, 2023	W	65-53	Daytona Beach, Fla. (CBI)	Sanchez
RHODE ISLAND (7-6)	H:	3-1, A: 2-4, N: 2-1		
Mar. 12, 1999	W	81-70	ot Milwaukee, Wisc. (NCAA)	Lutz
Dec. 11, 1999	W	84-61	HALTON ARENA	Lutz
Dec. 23, 2003	L	90-96	ot Kingston, R.I.	Lutz
Jan. 4, 2006	W	88-80	HALTON ARENA	Lutz
Feb. 17, 2007	L	69-86	Kingston, R.I.	Lutz
Mar. 8, 2008	W	74-64	Kingston, R.I.	Lutz
Mar. 12, 2008	W	75-73	Atlantic City, N.J. (A-10)	Lutz
Feb. 5, 2009	L	64-71	HALTON ARENA	Lutz
Mar. 3, 2010	L	58-80	Kingston, R.I.	Lutz
Feb. 12, 2011	L	70-71	ot Kingston, R.I.	Major
Feb. 11, 2012	W	73-66	HALTON ARENA	Major
Jan. 12, 2013	W	58-50	Kingston, R.I.	Major
Dec. 23, 2018	L	61-75	Honolulu, Hi. (Diamond Head)	Sanchez
RICE (7-10)	H:	3-3, A: 3-6, N: 1-1		
Jan. 25, 2014	L	69-71	Houston, Texas	Major
Jan. 17, 2015	L	68-73	ot HALTON ARENA	Odom
Feb. 28, 2015	W	77-76	Houston, Texas	Odom

Feb. 11, 2016	W	102-73	HALTON ARENA	Price
Mar. 3, 2016	W	88-75	Houston, Texas	Price
Mar. 9, 2016	W	79-69	Birmingham, Ala. (CUSA Tmmt)	Price
Jan. 2, 2017	L	70-89	HALTON ARENA	Price
Jan. 28, 2017	L	67-84	Houston, Texas	Price
Jan. 6, 2018	L	64-73	Houston, Texas	Fancher
Jan. 31, 2019	L	61-65	HALTON ARENA	Sanchez
Mar. 6, 2019	L	70-79	HALTON ARENA	Sanchez
Mar. 9, 2019	W	78-70	Houston, Texas	Sanchez
Feb. 15, 2020	L	54-70	Houston, Texas	Sanchez
Jan. 22, 2022	W	67-64	Houston, Texas	Sanchez
Mar. 9, 2022	L	61-73	Frisco, Texas (CUSA)	Sanchez
Jan. 26, 2023	L	63-65	Houston, Texas	Sanchez
Feb. 25, 2023	W	70-54	HALTON ARENA	Sanchez
RICHMOND (8-11)	H:	4-4, A: 2-7, N: 2-0		
Dec. 28, 1973	W	112-68	Buffalo, N.Y. (Queen City)	Foster
Dec. 8, 2001	W	62-42	HALTON ARENA	Lutz
Nov. 30, 2002	L	60-64	ot Richmond, Va.	Lutz
Jan. 28, 2006	L	56-63	Richmond, Va.	Lutz
Feb. 15, 2006	W	64-47	HALTON ARENA	Lutz
Jan. 13, 2007	W	66-51	Richmond, Va.	Lutz
Feb. 7, 2007	W	61-46	HALTON ARENA	Lutz
Feb. 2, 2008	L	58-64	HALTON ARENA	Lutz
Feb. 20, 2008	L	76-79	ot Richmond, Va.	Lutz
Feb. 21, 2009	L	58-65	Richmond, Va.	Lutz
Mar. 3, 2009	L	62-64	HALTON ARENA	Lutz
Jan. 20, 2010	W	71-59	Richmond, Va.	Lutz
Mar. 6, 2010	L	84-89	ot HALTON ARENA	Lutz
Jan. 5, 2011	L	59-71	Richmond, Va.	Major
Feb. 26, 2011	L	59-72	HALTON ARENA	Major
Jan. 4, 2012	W	75-70	HALTON ARENA	Major
Feb. 18, 2012	L	52-53	Richmond, Va.	Major
Jan. 19, 2013	L	61-81	Richmond, Va.	Major
Mar. 14, 2013	W	68-63	Brooklyn, N.Y. (A-10 Tourney)	Major
RIDER (1-0)	H:	1-0		
Nov. 30, 1982	W	81-69	COLISEUM	Wissel
ROANOKE (0-3)	H:	0-1, A: 0-2		
Dec. 29, 1969	L	61-109	Roanoke, Va.	Murphy
Jan. 5, 1970	L	84-103	HARRIS GYM	Murphy
Feb. 3, 1971	L	63-76	Roanoke, Va.	Foster
ROLLINS (2-1)	H:	1-0, A: 1-1		
Dec. 12, 1969	L	58-74	Winter Park, Fla.	Murphy
Jan. 24, 1977	W	91-76	Winter Park, Fla.	Rose
Dec. 3, 1977	W	93-67	UNCC	Rose
RUTGERS (1-1)	H:	0-1, A: 1-0		
Nov. 22, 2004	L	71-73	HALTON ARENA	Lutz
Dec. 22, 2005	W	85-82	Piscataway, N.J.	Lutz
ST. ANDREWS (6-6)	H:	3-2, A: 2-4, N: 1-0		
Dec. 10, 1965	W	89-73*	Fayetteville, N.C.	Murphy
Feb. 7, 1966	L	69-75	EAST MECK.	Murphy
Feb. 17, 1966	L	66-108	Fayetteville, N.C.	Murphy
Dec. 10, 1966	L	63-72	Fayetteville, N.C.	Murphy
Feb. 8, 1967	W	78-55	GARINGER HIGH	Murphy
Dec. 9, 1967	L	69-84	Fayetteville, N.C.	Murphy
Feb. 3, 1968	L	81-84	GARINGER HIGH	Murphy
Dec. 9, 1968	W	73-65	HARRIS GYM	Murphy
Jan. 13, 1969	L	80-88	Fayetteville, N.C.	Murphy
Feb. 22, 1969	W	78-69	Greensboro (DIAC)	Murphy
Jan. 26, 1970	W	76-68	Fayetteville, N.C.	Murphy
Feb. 4, 1970	W	82-74	HARRIS GYM	Murphy
*First win in Charlotte History				
ST. BONAVENTURE (7-6)	H:	3-1, A: 2-4, N: 2-1		
Dec. 29, 1978	W	74-61	Milwaukee, Wisc. (Classic)	Pratt
Dec. 29, 1986	W	88-70	Tucson, Ariz. (Fiesta Bowl)	Mullins
Nov. 23, 1999	W	66-56	HALTON ARENA	Lutz
Nov. 28, 1999	L	66-75	Malibu, Ca. (Sparklett's)	Lutz
Nov. 25, 2000	L	78-79	Rochester, N.Y.	Lutz
Feb. 1, 2006	W	76-60	St. Bonaventure, N.Y.	Lutz
Mar. 3, 2007	W	74-53	HALTON ARENA	Lutz
Feb. 9, 2008	W	87-83	St. Bonaventure, N.Y.	Lutz
Mar. 7, 2009	L	68-74	St. Bonaventure, N.Y.	Lutz
Jan. 9, 2010	W	57-54	HALTON ARENA	Lutz
Jan. 8, 2011	L	88-92	ot St. Bonaventure, N.Y.	Major
Feb. 25, 2012	L	56-72	HALTON ARENA	Major
Mar. 2, 2013	L	83-104	St. Bonaventure, N.Y.	Major
ST. FRANCIS, PA. (2-1)	H:	1-0, A: 0-1, N: 1-0		
Jan. 3, 1974	W	83-68	DeLand, Fla. (Stetson)	Foster
Feb. 5, 1977	L	87-96	Loretto, Pa.	Rose
Feb. 8, 1978	W	72-63	UNCC	Rose
SAINT JOSEPH'S (4-6)	H:	3-3, A: 2-3, N: 0-1		
Jan. 24, 1981	L	65-72	Philadelphia, Pa.	Pratt

Jan. 16, 1982	L	67-76	COLISEUM	Pratt
Jan. 17, 2006	W	57-50	Philadelphia, Pa.	Lutz
Jan. 7, 2007	L	70-75	HALTON ARENA	Lutz
Jan. 16, 2008	W	70-66	HALTON ARENA	Lutz
Jan. 18, 2009	L	69-78	Philadelphia, Pa.	Lutz
Mar. 11, 2009	L	62-72	Atlantic City, N.J. (A-10)	Lutz
Feb. 24, 2010	W	95-58	HALTON ARENA	Lutz
March 5, 2011	L	70-71	HALTON ARENA	Major
Jan. 7, 2012	W	57-52	Philadelphia, Pa.	Major
Mar. 6, 2012	L	64-80	Philadelphia, Pa.	Major
Mar. 9, 2013	W	52-40	HALTON ARENA	Major
ST. LEO (1-2)	H:	1-1, N: 0-1		
Nov. 25, 1966	L	59-82	St. Petersburg, Fla.	Murphy
Feb. 20, 1967	L	69-70	GARINGER HIGH	Murphy
Jan. 28, 1975	W	118-51	UNCC	Foster
SAINT LOUIS (11-16)	H:	10-3, A: 1-12, N: 0-1		
Jan. 27, 1996	L	58-72	St. Louis, Mo.	Mullins
Jan. 11, 1997	W	81-52	HALTON ARENA	Watkins
Feb. 4, 1998	L	80-83	St. Louis, Mo.	Watkins
Feb. 21, 1998	W	76-62	HALTON ARENA	Watkins
Dec. 20, 1998	L	58-63	St. Louis, Mo.	Lutz
Feb. 6, 1999	W	70-68	ot HALTON ARENA	Lutz
Jan. 15, 2000	W	72-51	HALTON ARENA	Lutz
Mar. 1, 2000	L	63-72	St. Louis, Mo.	Lutz
Jan. 13, 2001	L	56-69	HALTON ARENA	Lutz
Feb. 25, 2001	L	70-85	St. Louis, Mo.	Lutz
Jan. 15, 2001	W	77-49	HALTON ARENA	Lutz
Feb. 9, 2002	L	54-73	St. Louis, Mo.	Lutz
Jan. 29, 2003	W	62-55	HALTON ARENA	Lutz
Mar. 5, 2003	L	39-50	St. Louis, Mo.	Lutz
Jan. 28, 2004	W	68-62	HALTON ARENA	Lutz
Feb. 14, 2004	L	45-46	St. Louis, Mo.	Lutz
Jan. 15, 2005	W	65-59	HALTON ARENA	Lutz
Feb. 12, 2005	W	83-78	ot St. Louis, Mo.	Lutz
Feb. 25, 2006	L	74-77	HALTON ARENA	Lutz
Jan. 25, 2007	L	63-76	St. Louis, Mo.	Lutz
Feb. 23, 2008	W	81-64	HALTON ARENA	Lutz
Feb. 11, 2009	L	61-69	St. Louis, Mo.	Lutz
Jan. 17, 2010	W	63-61	ot HALTON ARENA	Lutz
Feb. 19, 2011	L	56-61	St. Louis, Mo.	Major
Jan. 14, 2012	L	67-68	HALTON ARENA	Major
Feb. 16, 2013	L	58-76	St. Louis, Mo.	Major
Mar. 15, 2013	L	55-72	Brooklyn, N.Y. (A-10)	Major
ST. PETER'S (0-1)	A:	0-1		
Dec. 8, 1982	L	57-65	Jersey City, N.J.	Wissel
SAMFORD (9-0)	H:	5-0, A: 4-0		
Jan. 11, 1973	W	60-51	Birmingham, Ala.	Foster
Jan. 18, 1973	W	72-56	UNCC	Foster
Feb. 2, 1974	W	69-57	UNCC	Foster
Feb. 25, 1974	W	73-57	Birmingham, Ala.	Foster
Jan. 18, 1975	W	104-70	UNCC	Foster
Feb. 8, 1975	W	91-74	Birmingham, Ala.	Foster
Jan. 17, 1976	W	94-61	UNCC	Rose
Feb. 21, 1977	W	95-81	Birmingham, Ala.	Rose
Jan. 15, 1979	W	82-57	UNCC	Pratt
SAN DIEGO STATE (2-0)	A:	1-0, N: 1-0		
Dec. 27, 1985	W	77-76	San Diego, Cal. (Holiday)	Mullins
Dec. 19, 1986	W	81-66	Knoxville, Tenn. (Vol Cl)	Mullins
SAN FRANCISCO (1-0)	N:	1-0		
Mar. 13, 1976	W	79-74	New York (NIT)	Rose
SANTA CLARA (1-1)	A:	1-1		
Dec. 30, 1988	L	68-84	Santa Clara (Cable Car)	Mullins
Dec. 30, 1993	W	60-58	Santa Clara (Cable Car)	Mullins
SETON HALL (1-0)	A:	1-0		
Feb. 19, 1977	W	85-75	Seton Hall, N. J.	Rose
SHEPHERD (0-1)	N:	0-1		
Dec. 30, 1966	L	49-88	Bridgewater, Va. (Trny)	Murphy
SHORTER (1-1)	H:	1-0, N: 0-1		
Jan. 3, 1967	L	49-78	Rome, Ga. (Hol. Trny)	Murphy
Jan. 26, 1974	W	98-65	UNCC	Foster
SOUTH, UNIV. OF THE (0-1)	A:	0-1		
Dec. 16, 1970	L	67-79	Sewanee, Ga.	Foster
SOUTH ALABAMA (11-19)	H:	6-9, A: 4-10, N: 1-0		
Jan. 9, 1978	W	54-53	Mobile, Ala.	Rose
Feb. 20, 1978	W	105-78	COLISEUM	Rose
Feb. 25, 1978	L	56-66	COLISEUM (SBCT)	Rose
Jan. 13, 1979	L	60-71	Mobile, Ala.	Pratt
Feb. 17, 1979	L	63-66	COLISEUM	Pratt
Jan. 26, 1980	L	69-80	COLISEUM	Pratt
Jan. 30, 1980	L	65-66	Mobile, Ala.	Pratt

Charlotte



Basketball

TULSA (2-3)		H: 1-1, A: 0-1, N: 1-1			
Dec. 22, 1999	L	61-76	San Juan, P.R. (Holiday)	Lutz	
Dec. 18, 2007	L	63-75	Tulsa, Okla.	Lutz	
Jan. 10, 2009	L	50-65	HALTON ARENA	Lutz	
Jan. 16, 2014	W	90-86ot	HALTON ARENA	Major	
Nov. 18, 2022	W	68-65	Conway, SC (Myrtle Beach)	Sanchez	
TUSCULUM (3-0)		H: 3-0			
Jan. 13, 1971	W	101-50	UNCC	Foster	
Dec. 1, 1971	W	106-63	UNCC	Foster	
Feb. 10, 1973	W	124-63	UNCC	Foster	
UAB (19-34)		H: 10-12, A: 6-18, N: 3-4			
Jan. 28, 1980	L	76-84	Birmingham, Ala.	Pratt	
Feb. 5, 1980	W	73-68	COLISEUM	Pratt	
Feb. 12, 1981	L	57-73	COLISEUM	Pratt	
Feb. 22, 1981	L	72-86	Birmingham, Ala.	Pratt	
Feb. 26, 1981	L	64-80	Jacksonville, Fla (SBCT)	Pratt	
Jan. 11, 1982	L	81-85	Birmingham, Ala.	Pratt	
Feb. 21, 1982	L	73-78	COLISEUM	Pratt	
Feb. 3, 1983	L	60-73	Birmingham, Ala.	Wissel	
Feb. 12, 1983	L	70-78	COLISEUM	Wissel	
Mar. 4, 1983	L	63-65	Birmingham, Ala. (SBCT)	Wissel	
Jan. 26, 1984	L	60-74	Birmingham, Ala.	Wissel	
Feb. 9, 1984	L	70-79	COLISEUM	Wissel	
Jan. 22, 1985	L	62-65	Birmingham, Ala.	Wissel	
Feb. 21, 1985	L	55-60	COLISEUM	Wissel	
Jan. 23, 1986	L	63-81	Birmingham, Ala.	Mullins	
Feb. 17, 1986	L	54-70	COLISEUM	Mullins	
Jan. 12, 1987	L	46-69	Birmingham, Ala.	Mullins	
Feb. 12, 1987	W	76-63	COLISEUM	Mullins	
Feb. 11, 1988	W	86-79	Birmingham, Ala.	Mullins	
Feb. 25, 1988	W	80-78	COLISEUM	Mullins	
Jan. 28, 1989	W	86-72	Birmingham, Ala.	Mullins	
Feb. 27, 1989	W	76-74	NEW COLISEUM	Mullins	
Feb. 15, 1990	W	86-72	NEW COLISEUM	Mullins	
Feb. 24, 1990	L	61-93	Birmingham, Ala.	Mullins	
Mar. 4, 1990	W	61-57	Birmingham, Ala. (SBCT)	Mullins	
Jan. 3, 1991	L	70-87	NEW COLISEUM	Mullins	
Feb. 25, 1991	L	74-87	Birmingham, Ala.	Mullins	
Feb. 25, 1996	L	56-63	Birmingham, Ala.	Mullins	
Feb. 23, 1997	W	86-74	HALTON ARENA	Watkins	
Mar. 7, 1997	W	67-65	St. Louis (C-USA)	Watkins	
Jan. 24, 1998	W	86-80	HALTON ARENA	Watkins	
Jan. 24, 1999	L	71-78	Birmingham, Ala.	Lutz	
Mar. 4, 2000	W	61-37	HALTON ARENA	Lutz	
Mar. 8, 2000	W	76-73	Memphis, Tenn (C-USA)	Lutz	
Jan. 24, 2001	L	61-81	Birmingham, Ala.	Lutz	
Jan. 14, 2003	W	78-58	Birmingham, Ala.	Lutz	
Mar. 12, 2003	L	61-85	Louisville, Ky. (C-USA)	Lutz	
Jan. 24, 2004	L	62-69	HALTON ARENA	Lutz	
Mar. 11, 2004	L	66-77	Cincinnati, Ohio (C-USA)	Lutz	
Jan. 12, 2005	W	91-85	Birmingham, Ala.	Lutz	
Feb. 22, 2014	L	62-64	HALTON ARENA	Major	
Mar. 12, 2014	W	80-70	El Paso, Tx. (C-USA)	Major	
Jan. 22, 2015	L	76-81ot	Birmingham, Ala.	Odom	
Jan. 16, 2016	L	72-74	HALTON ARENA	Price	
Feb. 9, 2017	L	69-82	Birmingham, Ala.	Price	
Mar. 8, 2017	L	73-74	Birmingham, Ala. (C-USA)	Price	
Feb. 1, 2018	L	64-76	HALTON ARENA	Fancher	
Feb. 9, 2019	W	69-62	Birmingham, Ala.	Sanchez	
Jan. 2, 2020	W	51-44	HALTON ARENA	Sanchez	
Jan. 15, 2021	L	37-61	HALTON ARENA	Sanchez	
Jan. 16, 2021	W	70-55	HALTON ARENA	Sanchez	
Dec. 22, 2022	L	68-76	Birmingham, Ala.	Sanchez	
March 4, 2023	L	91-932ot	HALTON ARENA	Sanchez	
UTEP (8-7)		H: 5-2, A: 3-5			
Dec. 20, 2000	W	94-81	El Paso, Texas	Lutz	
Dec. 18, 2001	W	86-58	HALTON ARENA	Lutz	
Jan. 9, 2014	W	73-68	El Paso, Texas	Major	
Feb. 12, 2015	L	68-73	El Paso, Texas	Odom	
Feb. 27, 2016	W	88-78	HALTON ARENA	Price	
Mar. 4, 2017	L	67-74	El Paso, Texas	Price	
Feb. 15, 2018	L	86-87	HALTON ARENA	Fancher	
Jan. 26, 2019	L	53-57	El Paso, Texas	Sanchez	
Mar. 3, 2019	W	68-58	HALTON ARENA	Sanchez	
Feb. 6, 2020	W	68-64	HALTON ARENA	Sanchez	
Feb. 27, 2021	L	47-70	El Paso, Texas	Sanchez	
Feb. 28, 2021	L	62-77	El Paso, Texas	Sanchez	
Jan. 13, 2022	W	66-53	HALTON ARENA	Sanchez	
Jan. 16, 2023	L	58-60	HALTON ARENA	Sanchez	
Feb. 9, 2023	W	62-53	El Paso, Texas	Sanchez	
UTAH (0-1)		N: 0-1			
Mar. 16, 1997	L	58-77	Tucson, Az. (NCAA)	Watkins	
UTSA (6-5)		H: 4-1, A: 2-3, N: 0-1			
Jan. 11, 2014	L	77-85	San Antonio, Texas	Major	
Feb. 14, 2015	W	89-81	San Antonio, Texas	Odom	
Feb. 25, 2016	W	114-1082ot	Halton Arena	Price	
Mar. 2, 2017	W	76-75	San Antonio, Texas	Price	
Feb. 17, 2018	L	89-97ot	HALTON ARENA	Fancher	
Jan. 24, 2019	L	43-88	San Antonio, Texas	Sanchez	
Feb. 8, 2020	W	91-84	HALTON ARENA	Sanchez	
Mar. 10, 2021	L	62-72	Frisco, Texas (C-USA)	Sanchez	
Jan. 15, 2022	W	62-53	HALTON ARENA	Sanchez	
Jan. 14, 2023	W	72-54	HALTON ARENA	Sanchez	
March 2, 2023	L	73-78	San Antonio, Texas	Sanchez	
VALDOSTA STATE (0-1)		H: 0-1			
Dec. 17, 1971	L	71-78	UNCC	Foster	
VALPARAISO (4-4)		H: 2-3, A: 1-1, N: 1-0			
Jan. 27, 1972	L	60-70	UNCC	Foster	
Dec. 5, 2001	L	63-70	HALTON ARENA	Lutz	
Feb. 4, 2003	L	59-73	Valparaiso, Ind.	Lutz	
Nov. 27, 2004	W	85-71	HALTON ARENA	Lutz	
Dec. 10, 2005	L	77-80	HALTON ARENA	Lutz	
Dec. 22, 2006	W	74-62	Honolulu, Hawai'i (Rainbow)	Lutz	
Dec. 16, 2019	W	67-57	HALTON ARENA	Sanchez	
Dec. 11, 2021	W	68-67	Valparaiso, Ind.	Sanchez	
VANDERBILT (1-0)		A: 1-0			
Dec. 20, 1975	W	78-61	Nashville, Tenn.	Rose	
VCU (15-27)		H: 8-10, A: 4-15, N: 3-2			
Mar. 4, 1977	W	87-72	COLISEUM	Rose	
Feb. 16, 1978	L	75-80	Richmond, Va.	Rose	
Jan. 2, 1980	L	73-75	Richmond, Va.	Pratt	
Feb. 16, 1980	W	75-74	COLISEUM	Pratt	
Feb. 23, 1980	L	93-100	COLISEUM (SBCT)	Pratt	
Jan. 18, 1981	L	75-86	Richmond, Va.	Pratt	
Feb. 3, 1981	L	80-90	COLISEUM	Pratt	
Jan. 9, 1982	W	79-752ot	COLISEUM	Pratt	
Jan. 31, 1982	L	58-80	Richmond, Va.	Pratt	
Jan. 29, 1983	L	76-90	Richmond, Va.	Wissel	
Feb. 26, 1983	L	71-73	COLISEUM	Wissel	
Jan. 12, 1984	L	56-64	COLISEUM	Wissel	
Feb. 22, 1984	L	58-87	Richmond, Va.	Wissel	
Mar. 2, 1984	L	52-64	Birmingham, Ala. (SBCT)	Wissel	
Jan. 17, 1985	L	75-85	COLISEUM	Wissel	
Feb. 7, 1985	L	56-77	Richmond, Va.	Wissel	
Mar. 1, 1985	L	62-85	Hampton, Va. (SBCT)	Wissel	
Jan. 16, 1986	L	50-67	Richmond, Va.	Mullins	
Feb. 3, 1986	L	70-87	COLISEUM	Mullins	
Nov. 30, 1986	W	87-75	Mau, Hi (Air Classic)	Mullins	
Jan. 3, 1987	L	55-68	Richmond, Va.	Mullins	
Feb. 21, 1987	W	83-74	COLISEUM	Mullins	
Feb. 26, 1987	W	88-73	Bowling Green, Ky. (SBCT)	Mullins	
Feb. 15, 1988	L	83-91	COLISEUM	Mullins	
Feb. 27, 1988	L	65-84	Richmond, Va.	Mullins	
Mar. 7, 1988	W	81-79	Richmond, Va. (SBCT)	Mullins	
Jan. 19, 1989	L	71-73	Richmond, Va.	Mullins	
Feb. 4, 1989	W	68-59	NEW COLISEUM	Mullins	
Feb. 19, 1990	L	70-82	Richmond, Va.	Mullins	
Feb. 26, 1990	L	66-69ot	NEW COLISEUM	Mullins	
Jan. 17, 1991	W	87-74	Richmond, Va.	Mullins	
Feb. 18, 1991	L	88-92	NEW COLISEUM	Mullins	
Feb. 22, 1992	L	66-69	Richmond, Va.	Mullins	
Mar. 7, 1992	W	75-63	Davidson, N.C.	Mullins	
Feb. 4, 1993	L	61-63	Richmond, Va.	Mullins	
Feb. 13, 1993	W	84-70	NEW COLISEUM	Mullins	
Feb. 12, 1994	W	67-66	Richmond, Va.	Mullins	
Mar. 3, 1994	W	76-64	COLISEUM	Mullins	
Jan. 26, 1995	W	73-47	Richmond, Va.	Mullins	
Feb. 18, 1995	W	84-71	COLISEUM	Mullins	
Dec. 7, 1995	L	74-85	Richmond, Va.	Mullins	
Feb. 9, 2013	L	61-68	HALTON ARENA	Major	
VMI (3-0)		H: 2-0, A: 1-0			
Jan. 4, 1997	W	96-76	HALTON ARENA	Watkins	
Dec. 6, 1997	W	88-70	Lexington, Va.	Watkins	
Dec. 10, 1998	W	92-57	HALTON ARENA	Lutz	
VIRGINIA TECH (6-8)		H: 3-2, A: 1-5, N: 2-1			
Jan. 21, 1988	L	60-81	Blacksburg, Va.	Mullins	
Feb. 8, 1989	L	76-84	NEW COLISEUM	Mullins	
Jan. 8, 1992	W	62-53	NEW COLISEUM	Mullins	
Feb. 29, 1992	L	65-73	Blacksburg, Va.	Mullins	
Mar. 13, 1992	W	70-52	Louisville, Ky. (MT)	Mullins	
Jan. 14, 1993	W	65-56	Blacksburg, Va.	Mullins	
Mar. 6, 1993	W	89-80	Davidson, N.C.	Mullins	
Feb. 26, 1994	L	55-63	Blacksburg, Va.	Mullins	
Mar. 6, 1994	L	57-61	COLISEUM	Mullins	
Feb. 16, 1995	W	71-60	COLISEUM	Mullins	
Mar. 4, 1995	L	72-86	Blacksburg, Va.	Mullins	
Jan. 4, 1996	L	60-76	Worcester, Mass.	Mullins	
Dec. 5, 1998	W	62-57	HALTON ARENA	Lutz	
Dec. 4, 1999	L	52-60	Blacksburg, Va.	Lutz	
WAKE FOREST (3-9)		H: 2-2, A: 1-4, N: 0-3			
Jan. 22, 1977	L	72-74	Greensboro, N.C.	Rose	
Dec. 3, 1983	L	55-77	Greensboro (McDonald's)	Wissel	
Nov. 26, 1985	L	67-68	COLISEUM	Mullins	
Feb. 15, 1986	W	62-61	Winston-Salem, N.C.	Mullins	
Feb. 14, 1987	L	76-84	Winston-Salem, N.C.	Mullins	
Feb. 11, 2006	L	56-59	Winston-Salem, N.C.	Lutz	
Nov. 29, 2007	L	63-59	BOBCATS ARENA	Lutz	
Dec. 6, 2016	L	74-91	Winston-Salem, N.C.	Price	
Dec. 5, 2017	L	57-80	HALTON ARENA	Price	
Dec. 6, 2018	L	56-80	Winston-Salem, N.C.	Sanchez	
Nov. 17, 2019	W	67-65	HALTON ARENA	Sanchez	
Dec. 17, 2021	L	79-82	Spectrum Center	Sanchez	
WALSH (1-0)		H: 1-0			
Feb. 26, 1975	W	97-48	UNCC	Foster	
WASHINGTON (0-1)		N: 0-1			
Nov. 27, 2015	L	66-71	Paraside Island, Bahamas	Price	
WASHINGTON & LEE (2-4)		H: 1-2, A: 1-2			
Dec. 18, 1965	W	78-76	GARINGER HIGH	Murphy	
Jan. 8, 1966	W	74-65	Lexington, Va.	Murphy	
Dec. 3, 1966	L	85-107	Lexington, Va.	Murphy	
Feb. 10, 1967	L	46-76	INDEPENDENCE	Murphy	
Dec. 19, 1967	L</				



WESTERN MICHIGAN (0-1) N: 0-1			
Dec. 27, 1997	L	65-81	Indianapolis, Ind. (Hoosier) Watkins
WILLIAM & MARY (1-0) N: 1-0			
Dec. 21, 1991	W	83-75	Kauai, Hi (Classic) Mullins
WINSTON-SALEM STATE (1-0) H: 1-0			
Dec. 8, 2009	W	94-52	HALTON ARENA Lutz
WINTHROP (3-0) H: 2-0, A: 1-0			
Jan. 31, 2009	W	70-53	HALTON ARENA Lutz
Dec. 20, 2009	W	57-47	Rock Hill, S.C. Lutz
Dec. 7, 2010	W	68-57	HALTON ARENA Major
WISCONSIN (0-1) H: 0-1			
Dec. 13, 1980	L	63-71	COLISEUM (First Union) Pratt
WISCONSIN-LACROSSE (1-0) H: 1-0			
Jan. 7, 1974	W	86-78	UNCC Foster
WISCONSIN-SUPERIOR (1-0) H: 1-0			
Dec. 6, 1980	W	101-59	COLISEUM Pratt
WOFFORD (4-1) H: 4-1			
Dec. 9, 1975	W	107-79	UNCC Rose
Nov. 26, 1984	L	79-82	COLISEUM Wissel
Jan. 3, 1986	W	101-85	UNCC Mullins
Jan. 24, 1987	W	96-87	UNCC Mullins
Dec. 31, 2006	W	83-62	HALTON ARENA Lutz
WRIGHT STATE (2-0) H: 1-0, A: 1-0			
Dec. 22, 2010	W	57-53	HALTON ARENA Major
Nov. 26, 2011	W	70-66	Dayton, Ohio Major
WYOMING (2-1) A: 0-1, N: 2-0			
Dec. 26, 1974	W	78-65	Oklahoma City (Tourney) Foster
Nov. 15, 2005	L	78-87	Laramie, Wyo. (BCA Invite) Lutz
Dec. 23, 2006	W	79-78	Honolulu, Hawai'i (Rainbow) Lutz
XAVIER (3-11) H: 3-3, A: 0-7, N: 0-1			
Jan. 4, 1971	L	68-74	Cincinnati, Ohio Foster
Jan. 14, 2006	L	65-78	HALTON ARENA Lutz
Mar. 9, 2006	L	55-59	Cincinnati, Ohio (A-10) Lutz
Feb. 3, 2007	L	57-91	Cincinnati, Ohio Lutz
Feb. 13, 2008	L	60-62	HALTON ARENA Lutz
Jan. 28, 2009	L	47-69	Cincinnati, Ohio Lutz
Feb. 19, 2009	W	65-60	HALTON ARENA Lutz
Jan. 13, 2009	L	74-86	Cincinnati, Ohio Lutz
Feb. 20, 2010	L	67-81	Cincinnati, Ohio Lutz
Feb. 2, 2011	W	66-62	HALTON ARENA Major
March 2, 2011	L	48-68	Cincinnati, Ohio Major
Jan. 28, 2012	L	70-74	HALTON ARENA Major
Mar. 3, 2012	L	63-72	Cincinnati, Ohio Major
Jan. 23, 2013	W	63-57	HALTON ARENA Major
YALE (2-0) N: 2-0			
Dec. 28, 2004	W	80-74	Santa Ana, Ca. (Cable Car) Lutz
Nov. 23, 2009	W	88-74	Hempstead, N.Y. (NIT Tip) Lutz
YOUNGSTOWN STATE (1-0) H: 1-0			
Dec. 21, 2008	W	100-80	HALTON ARENA Lutz



100 PLUS POINTS SCORING GAMES RECORD: 72-45

W, 116-76	Methodist	11/10/17
W, 101-76	North Texas	12/31/16
L, 103-108 (OT)	USC Upstate	11/22/16
W, 100-95	at Elon	11/14/16
W, 101-88	Newberry	11/11/16
W, 114 - 108 (2OT)	UTSA	2/25/16
W, 103-79	North Texas	2/13/16
W, 102-73	Rice	2/11/16
W, 103-95	Marshall	1/21/16
W, 111-93	Citadel	12/29/15
W, 106-97 (2OT)	Penn State	11/20/14
W, 100-80	Youngstown State	12/21/08
L, 101-103 (3OT)	#22 Alabama	12/4/04
W, 105-102 (2OT)	at Old Dominion	12/6/03
W, 102-39	North Carolina A&T	11/24/03
L, 100-103 (3OT)	at Appalachian State	11/25/02
W, 100-81	at Long Beach State	11/24/01
W, 106-72	at Louisville	2/11/01
W, 105-75	Houston	2/28/98
W, 103-77	at Houston	2/8/97
W, 107-79	Wofford	12/9/95
W, 101-72	Coastal Carolina	12/1/94
W, 110-77	Chaminade	12/22/91
L, 105-121	at South Alabama	1/5/91
W, 117-109	Navy	12/28/90
W, 110-103	West Virginia	12/21/90
W, 108-100	at Clemson	12/15/90
W, 103-69	UNC Wilmington	11/29/90
W, 100-88	at North Carolina A&T	11/27/90
W, 100-89 (OT)	Western Kentucky	2/17/90
W, 101-85	Wofford	1/3/86
W, 100-57	Methodist	1/3/85
W, 109-77	Buffalo	1/3/83
W, 112-74	Georgia State	3/18/82
W, 101-59	UW-Superior	12/6/80
W, 100-84	South Florida	2/9/80
W, 104-82	Davidson	12/8/79
W, 105-78	South Alabama	2/20/78
W, 101-82	Jacksonville	1/28/78
W, 108-87	UNC Wilmington	1/21/78
W, 102- 72	at Southern Miss	2/12/77
W, 120-87	Baptist	1/15/77
W, 104-68	New Hampshire	12/30/76
W, 107-58	at Baptist	12/18/76
W, 104-62	Eastern Kentucky	12/1/76
W, 111-63	Georgia College	11/27/76
W, 124-63	Baptist	2/19/76
W, 111-71	Presbyterian	2/14/76
W, 105-80	Biscayne	2/4/76
W, 114-59	Maryland Eastern Shore	1/10/76
W, 106-65	Oglethorpe	2/22/75
W, 100-60	Georgia Southern	2/3/75
W, 104-68	Adelphi	2/1/75
W, 107-66	St. Leo	1/28/75
W, 107-72	Samford	1/18/75
W, 104-70	Boston University	1/11/75
W, 118-51	Omaha	1/7/75
W, 105-63	Southern Tech	12/14/74
W, 100-63	College of Charleston	12/9/74
W, 115-53	Hardin-Simmons	12/4/74
W, 103-75	Pitt-Johnstown	2/28/74
W, 105-66	Limestone	2/20/74
W, 119-45	Baptist	1/15/74
W, 112-68	Richmond	12/28/73

W, 119-52	Paine	12/11/73
W, 109-74	Presbyterian	12/5/73
W, 124-63	Tusculum	2/10/73
W, 120-57	Florida Tech	2/21/72
W, 106-63	Tusculum	12/1/71
W, 104-51	Luther Rice	1/30/71
W, 101-50	Tusculum	1/13/71
W, 103-81	College of Charleston	2/19/70
W, 112-82	Greensboro	2/11/70
W, 113-85	Greensboro	2/11/69
L, 107-111	at Methodist	2/8/69
W, 102-79	Greensboro	12/16/66
W, 100-98	Lynchburg	1/15/66

W, 93-74	Coastal Carolina	1/9/91
L, 99-113	at Syracuse	12/8/90
W, 94-92	Florida	12/7/90
L, 94-111	at Duke	12/1/90
W, 91-67	Western Kentucky	3/3/90
W, 95-82	Old Dominion	2/21/90
W, 90-86	at Jacksonville	2/10/90
W, 92-86	West Virginia	1/25/90
W, 98-71	Johnson C. Smith	12/8/88
L, 92-98 (OT)	Brigham Young	3/17/88
W, 90-74	Western Kentucky	2/4/1988
W, 90-77	Jacksonville	1/2/1988
L, 95-99 (2OT)	at Western Kentucky	2/27/87
W, 96-87	Wofford	1/24/87
W, 93-67	Longwood	1/8/87
W, 94-76	at Western Carolina	12/9/85
W, 92-68	UNC Asheville	11/22/85
L, 91-101	South Alabama	2/25/84
W, 93-77	Erskine	12/8/83
L, 94-106 (OT)	South Florida	1/15/83
W, 94-88	Jacksonville	1/13/82
W, 91-89 (2OT)	Davidson	2/23/81
W, 97-75	at Georgia State	1/26/81
L, 93-100	VCU	2/23/80
W, 95-79	at South Florida	2/3/80
L, 91-104	Brigham Young	12/29/79
W, 91-76	Furman	12/20/79
W, 93-83	Davidson	2/19/79
W, 90-69	at Georgia State	2/5/79
W, 91-73	Hofstra	12/8/78
W, 93-67	Rollins	12/3/77
L, 94-106	UNLV	3/28/77
W, 91-86 (OT)	#17 Central Michigan	3/13/77
W, 95-81	at Samford	2/21/77
W, 93-77	Georgia Southern	1/26/77
W, 91-76	at Rollins	1/24/77
W, 97-81	Brown	12/29/76
W, 91-86	Lamar	12/10/76
W, 99-64	Georgia State	2/7/76
W, 94-61	Samford	1/17/76
W, 90-71	Northern Illinois	12/12/75
W, 96-80	at Eastern Kentucky	11/29/75
W, 90-77	Cleveland State	3/7/75
W, 97-48	Walsh	2/26/75
W, 91-74	at Samford	2/8/75
W, 97-69	at Georgia State	3/4/74
W, 99-61	Georgia State	2/16/74
W, 98-54	Georgia College	2/8/74
W, 98-65	Shorter	1/26/74
W, 93-71	Florida Tech	1/2/74
W, 99-83	Canisius	12/29/73
W, 94-83	at Morehead State	12/8/73
W, 92-60	Clark	2/28/73
W, 96-86	Southern Miss	2/5/73
W, 91-44	Bryan	12/2/72
W, 97-76	UT-Chattanooga	1/24/72
W, 90-65	Georgia State	2/6/71
W, 92-88	at UT-Chattanooga	12/17/70
W, 93-76	Bryan	12/5/70
W, 94-80	College Of Charleston	1/24/70
W, 97-77	N.C. Wesleyan	1/10/70
W, 93-65	at Florida Presbyterian	2/3/69
W, 96-80	at UNC Greensboro	1/3/68

90-99 POINTS SCORING GAMES RECORD: 99-14

W, 99-84	at Marshall	2/19/22
W, 98-82	Western Carolina	12/22/21
W, 95-80	FIU	2/4/17
L, 93-110	at Marshall	1/7/17
W, 92-72	at North Carolina A&T	2/3/16
L, 90-93 (OT)	at Louisiana Tech	1/9/16
W, 90-85 (OT)	College Of Charleston	12/16/14
W, 90-86	Tulsa	1/16/13
W, 90-81	South Carolina State	11/13/10
W, 95-58	Saint Joseph's	2/24/10
W, 91-80	Mercer	12/29/09
W, 95-66	Gardner Webb	12/12/09
W, 94-52	Winston-Salem State	12/8/09
W, 92-59	UNC Asheville	12/31/05
W, 94-87	TCU	12/26/05
W, 91-85	at UAB	12/12/05
W, 91-71	Houston	2/9/05
W, 91-90	Cincinnati	2/5/05
W, 93-64	Long Beach State	11/19/04
W, 94-86 (OT)	at TCU	2/25/04
W, 96-90 (OT)	at East Carolina	2/7/04
W, 92-65	at UNC Asheville	12/30/03
L, 90-96	at Rhode Island	12/23/03
W, 96-92	at #7 Syracuse	11/26/03
W, 96-54	Tulane	2/23/02
W, 97-83	at DePaul	1/29/02
W, 97-87	at George Washington	12/29/01
W, 90-66	DePaul	2/28/01
W, 98-93 (OT)	at Tulane	2/14/01
W, 94-81	at UTEP	12/20/00
W, 98-77	South Carolina	12/2/00
W, 95-63	Miami	11/28/00
W, 95-78	at NC State	11/18/00
W, 92-74	Houston	1/12/00
W, 98-93 (OT)	at George Washington	12/31/99
W, 92-57	VMI	12/10/98
W, 96-76	VMI	1/4/97
W, 96-82	at Kent State	11/26/96
W, 92-79	UNC Wilmington	1/16/95
W, 91-67	Davidson	1/12/95
W, 92-68	Appalachian State	12/20/94
W, 95-80	James Madison	2/28/94
W, 95-57	Davidson	1/3/93
L, 93-94	at Baylor	12/5/92
W, 95-85	at Davidson	2/8/92
W, 99-89 (OT)	at UNC Wilmington	1/6/92
W, 90-59	North Carolina A&T	12/16/91
W, 91-77	Western Kentucky	2/14/91
L, 97-104	at Western Kentucky	2/9/91
W, 93-87	at Old Dominion	1/19/91

REGULAR-SEASON TOURNAMENTS

1966-67 (0-6)

Florida Pres. DH	
St. Leo	L, 59-82
Florida Presby.	L, 56-85
Rotary Holiday	
Bridgewater	L, 70-79
Shepherd	L, 49-88
Rome Holiday	
Berry	L, 58-66
Shorter	L, 49-78
1973-74 (4-0)	
Queen City	
Richmond	W, 112-68
Canisius	W, 99-83

St. Petersburg, Fla.	
Seminifinals	
Consolation	
Bridgewater, Va.	
Seminifinals	
Consolation	
Rome, Ga.	
Seminifinals	
Consolation	
Buffalo, N.Y.	
Seminifinals	
Finals	

Hatter Classic

Florida Tech	W, 93-71
St. Francis	W, 83-68
1974-75 (4-1)	
Hall of Fame	
Centenary	W, 69-66
Massachusetts	W, 85-57
All-College	
Wyoming	W, 78-65
Oklahoma City	L, 64-67
N. Texas State	W, 86-69

DeLand, Fla.

Seminifinals	
Finals	

Springfield, Mass.

Seminifinals	
Finals	

Oklahoma City, Okla.

Quarter	
Semi	
Conso.	

1976-77 (4-0)

Roadrunner Inv.	
New Mexico St.	W, 85-81
Lamar	W, 91-86
Charlotte Inv.	
Brown	W, 97-81
New Hampshire	W, 104-68
1977-78 (3-1)	
First Union Inv.	
Boston College	W, 79-61
LaSalle	W, 68-67
K.O.A. Classic	
Kent State	W, 60-55
Eastern Montana	L, 65-67

Las Cruces, N.M.	
Semi	
Finals	
Charlotte, N.C.	
Semi	
Finals	
Charlotte, N.C.	
Semi	
Finals	
Billings, Montana	
Semi	
Finals	


1978-79 (3-1)

First Union Inv.
Hofstra W, 91-73
G. Washington W, 66-61
Milwaukee Classic
St. Bonaventure W, 74-61
Marquette L, 57-61

1979-80 (3-4)

First Union Inv.
Oklahoma State W, 72-66
Davidson W, 104-82
Louisville Classic
#18 Louisville L, 63-76
Evansville L, 75-79 2ot

Far West Classic

Oregon W, 69-64
Clemson L, 65-85
Brigham Young L, 91-104

1980-81 (2-2)

First Union Inv.
Texas A&M L, 64-75
Wisconsin L, 63-71
Best Holiday Classic
Temple W, 68-65
Northeastern W, 75-62

1981-82 (3-1)

First Union Inv.
Holy Cross W, 59-57
Davidson W, 78-71
Dayton Inv.
Florida State L, 73-76
Hofstra W, 70-60

1982-83 (0-2)

Cable Car
American L, 75-86
Texas L, 49-60

1983-84 (1-3)

McDonald's Classic
N.C. State L, 60-79
Wake Forest L, 55-77
UNCC Holiday
UNC Wilmington L, 77-82
Appalachian St. W, 67-51

1984-85 (1-3)

UNCC Classic
Appalachian St. L, 68-77
NC Wilmington L, 60-61
Blade-Glass Classic
Princeton L, 66-68 2ot
Idaho W, 79-58

1985-86 (1-1)

Holiday Bowl
San Diego State W, 77-76
#15 Memphis St. L, 84-102

1986-87 (4-3)

Hi Air Silversword
New Mexico L, 72-74
Chaminade W, 79-55
VCU W, 87-75
Vol. Classic
San Diego State W, 81-66
Tennessee L, 69-86

Fiesta Bowl

Texas Tech L, 70-71
St. Bonaventure W, 88-70

1987-88 (2-2)

U.K.I.T.
Middle Tenn. W, 78-63
#1 Kentucky L, 81-84
WLKF Classic
Howard W, 89-73
Fla. Southern L, 64-82

1988-89 (1-1)

Cable Car
Boston U. W, 76-53
Santa Clara L, 68-84

Charlotte, N.C.

Semi
Finals
Milwaukee, Wisc.
Semi
Finals

Charlotte, N.C.

Semi
Finals
Louisville, Ky.
Semi
Conso.

Portland, Oregon

Quarter
Semi
Conso

Charlotte, N.C.

Semi
Conso
Portland, Maine
Semi
Finals

Charlotte, N.C.

Semi
Finals
Dayton, Ohio
Semi
Conso.

Santa Clara, Calif.

Semi
Conso.

Greensboro, N.C.

Semi
Conso.
Charlotte, N.C.
Semi
Conso.

Charlotte, N.C.

Semi
Conso.
Toledo, Ohio
Semi
Conso.

San Diego, Calif.

Semi
Finals

Maui, Hawaii

First
Second
Conso.
Knoxville, Tenn.
Semi
Finals

Tucson, Ariz.

Semi
Conso.

Lexington, Ky.

Semi
Finals
Lakeland, Fla.
Semi
Finals

Santa Clara, Calif.

Semi
Finals

**REGULAR-SEASON TOURNAMENTS
(OVERALL RECORD: 68-55; 18 TITLES)**
1989-90 (2-1)

Far West Classic
Illinois State L, 69-76
Northeastern W, 85-76
Boston U. W, 88-83 ot

1990-91 (2-2)

Carrier Classic
Florida W, 94-92
#6 Syracuse L, 99-113
Blue Angels
Navy W, 117-109
#18 Alabama L, 67-93

1991-92 (4-0)

Try. of Champions
#20 DePaul W, 68-63
#15 Alabama W, 79-74
Kauai Classic
William & Mary W, 83-75
Chaminade W, 110-77

1992-93 (1-3)

Dr. Pepper Cl.
Centenary W, 81-62
Baylor L, 93-94
Milk Challenge
#9 Florida State L, 59-63
Florida L, 69-70

1993-94 (2-0)

Cable Car
Butler W, 81-61
at Santa Clara W, 60-58

1994-95 (2-0)

Jones Lobo Inv.
Brown W, 76-63
at New Mexico W, 78-75 ot

1995-96 (0-2)

Puerto Rico Inv.
Iowa State L, 61-69
Purdue L, 67-73
1996-97 (0-2)
Pepsi Challenge
South Carolina L, 60-75
USC L, 61-65

1997-98 (1-1)

Hoosier Classic
Western Mich. L, 65-81
SW Missouri St. W, 83-69
1998-99 (2-1)
Rainbow Classic
Murray State W, 88-75
Hawaii W, 70-68
Princeton L, 43-47

1999-00 (2-3)

Sparklett's Invite
Pepperdine W, 80-74
St. Bonaventure L, 66-75
Holiday Classic
Illinois-Chicago W, 87-61
Tulsa L, 61-76
Southern Illinois L, 65-66 ot

2000-01 (2-2)

CoSIDA Classic
Fordham W, 89-75
N.C. State W, 95-78
azcentral.com
Pepperdine L, 70-81
Arizona State L, 78-91

2002-03 (1-2)

Pepsi Classic
Loyola-Chicago W, 82-69
Colorado L, 74-76
UL Lafayette L, 47-68

Portland, Ore.

First
Second
4th-Place

Syracuse, N.Y.

Semi
Finals
Pensacola, Fla.
Semi
Finals

Charlotte, N.C.

Semi
Finals
Kauai, Hi.
Semi
Finals

Waco, Texas

Semi
Finals
Orlando, Fla.
First
Second

Santa Clara, Calif.

First
Finals
Albuquerque, N.M.
First
Finals

Bayamon, P.R.

First
Finals

Charlotte N.C.

First
3rd Pl.

Indianapolis, Ind.

First
3rd Pl.

Honolulu, Hawaii

First
Second
Finals

Malibu, Calif.

First
Finals
San Juan, P.R.
First
Second
3rd-Place

Raleigh, N.C.

First
Finals
Tempe, Ariz.
First
Conso

Halton Arena

First
Second
Third

2004-05 (2-0)

Cable Car Classic
Yale W, 80-74
Cent. Conn. St. W, 66-52

2005-06 (1-2)

BCA Invitational
Coppin State W, 82-65
Northwestern L, 47-61
at Wyoming L, 78-87

2006-07 (2-1)

Rainbow Classic
Houston L, 46-68
Valparaiso W, 74-62
Wyoming W, 79-78

2007-08 (1-2)

Paradise Jam
Georgia Tech L, 77-82
Illinois-Chicago W, 64-63
Monmouth L, 56-58 ot

2008-09 (0-3)

76 Classic
#14 Arizona State
Providence L, 62-67
Cal-St. Fullerton L, 84-92 ot

2009-10 (3-1)

Dick's Sporting Goods NIT
vs. Elon W, 75-61
at #9/#8 Duke L, 59-101
vs. Yale W, 88-74
at Hofstra W, 80-72

2010-11 (1-2)

Charleston Classic
vs. G. Mason L, 56-78
vs. ECU W, 74-63
vs. Coastal Carolina L, 75-79 2ot

2012-13 (3-0)

Great Alaska Shootout
vs. Texas State W, 73-64
vs. Oral Roberts W, 72-58
vs. Northeastern W, 67-59

2013-14 (3-0)

Puerto Rico Tip-Off
vs. Kansas State W, 68-61
vs. Northeastern W, 86-77
vs. #13 Michigan W, 63-61

2014-15 (2-1)

Charleston Classic
vs. Penn State W, 106-97 2ot
vs. So. Carolina W, 65-63
vs. Miami L, 58-77

2015 -16 (0-3)

Battle 4 Atlantis
vs. Syracuse L, 70-83
vs. Michigan L, 47-102
vs. Washington L, 66-71

2018-19 (0-3)

Diamond Head Classic
vs. TCU L, 57-82
vs. Rhode Island L, 61-75
vs. Colorado L, 53-68

2021-22 (0-2)

Nassau Championship
vs. Toledo L, 86-98
vs. Drexel L, 55-67

2022-23 (2-1)

Myrtle Beach Invitational
vs. Boise State W, 54-42
vs. Tulsa W, 68-65
vs. UMASS L, 60-54

Santa Ana, Calif.

First
Finals

Laramie, Wyo.

First
Second
Third

Honolulu, Hawai'i

First
Second
Third

Anaheim, Calif.

L, 56-84
Second
Third

Season Tip-Off

First (@ Duke)
Second (@ Duke)
Cons. (@ Hofstra)
Cons. (@ Hofstra)

Charleston, S.C.

First
Second
Third

Anchorage, Ak.

First
Semifinals
Finals

San Juan, P.R.

First
Semifinals
Finals

Charleston, S.C.

First
Semifinals
Finals

Paradise Island, Bahamas.

First
Conso.
Conso.

Honolulu, Hawaii

First
Conso.
Conso.

Nassau, Bahamas

QF
Conso.



NCAA TOURNAMENT HISTORY

	<u>Overall</u>
Berths:	11
Record:	7-12
Championships:	0
Regional Championships:	1
2nd Round Appearances:	5
In OT:	2-2

ALL-TIME NCAA COACHING RECORDS:

<u>Coach</u>	<u>Bids</u>	<u>Record</u>	<u>Note</u>
Lee Rose	1	3-2	1977 Semis
Jeff Mullins	3	0-3	1992, 1995, 1997
Melvin Watkins	2	2-2	1997; 1998 2nd Round
Bobby Lutz	5	2-5	1999; 2001 2nd Round
Totals	11	7-12	

1977 (HEAD COACH: LEE ROSE) - AT-LARGE

- 1st Round: W, 91-86 OT vs. Central Michigan - Bloomington, Ind.
- 2nd Round: W, 81-59 vs. #6 Syracuse - Lexington, Ky.
- Reg'l Champ: W, 75-68 vs. #1 Michigan - Lexington, Ky.
- Nat'l Semis: L, 49-51 vs. #10 Marquette - Atlanta, Ga.
- 3rd-Place: L, 94-106 vs. #5 UNLV - Atlanta, Ga.

1988 (#13 SEED) (HEAD COACH: JEFF MULLINS) - AUTOMATIC

- 1st Round: L, 92-98 OT vs. #4 seed Brigham Young - Atlanta, Ga.

1992 (#7 SEED) (HEAD COACH: JEFF MULLINS) - AT LARGE

- 1st Round: L, 74-76 vs. #10 seed Iowa State - Worcester, Mass.

1995 (#7 SEED) (HEAD COACH: JEFF MULLINS) - AT-LARGE

- 1st Round: L, 68-70 vs. #10 seed Stanford - Albany, N.Y.

1997 (#7 SEED) (HEAD COACH: MELVIN WATKINS) - AT-LARGE

- 1st Round: W, 79-67 vs. #10 Georgetown - Tucson, Ariz.
- 2nd Round: L, 58-77 vs. #2 seed Utah (#2 ranked) - Tucson, Ariz.

1998 (#8 SEED) (HEAD COACH: MELVIN WATKINS) - AT-LARGE

- 1st Round: W, 77-62 vs. #9 seed Illinois-Chicago - Hartford, Conn.
- 2nd Round: L, 83-93 OT vs. #1 seed North Carolina (#1 ranked) - Hartford, Conn.

1999 (#5 SEED) (HEAD COACH: BOBBY LUTZ) - AUTOMATIC

- 1st Round: W, 81-70 OT vs. #12 seed Rhode Island - Milwaukee, Wisc.
- 2nd Round: L, 72-85 vs. #13 seed Oklahoma - Milwaukee, Wisc.

2001 (#9 SEED) (HEAD COACH: BOBBY LUTZ) - AUTOMATIC

- 1st Round: W, 70-63 vs. #8 seed Tennessee - Dayton, Ohio
- 2nd Round: L, 61-79 vs. #1 seed Illinois - Dayton, Ohio

2002 (#9 SEED) (HEAD COACH: BOBBY LUTZ) - AT-LARGE

- 1st Round: L, 63-82 vs. #8 seed Notre Dame - Greenville, S.C.

2004 (#9 SEED) (HEAD COACH: BOBBY LUTZ) - AT-LARGE

- 1st Round: L, 73-76 vs. #8 seed Texas Tech - Buffalo, N.Y.

2005 (#7 SEED) (HEAD COACH: BOBBY LUTZ) - AT-LARGE

- 1st Round: L, 63-75 vs. #9 seed NC State - Worcester, Mass.

MISCELLANEOUS STATS BY CHARLOTTE IN THE NCAA'S:

Most Points:	94 vs. UNLV, 1977
Most Rebounds:	51 vs. UNLV, 1977
	51 vs. Rhode Island, 1999
Most Three-Pointers:	10 vs. Brigham Young, 1988
Most Points by a 49er:	32, Cedric Maxwell vs. Central Michigan, 1977
Most Three-Pointers by a 49er:	4, Byron Dinkins vs. Brigham Young, 1988
	4, Diego Guevara vs. #1 North Carolina, 1998
Most Rebounds:	18, Cedric Maxwell vs. Central Michigan, 1977
Most Assists:	13, Sean Colson vs. Illinois-Chicago, 1998
Most Steals:	6, Byron Dinkins vs. Brigham Young, 1988



NIT HISTORY

	Overall
Berths:	7
Record:	4-7
Championships:	0
Final Appearances:	1

All-Time NIT Coaching Records:

Coach	Bids	Record	Note
Lee Rose	1	3-1	1976 Finals
Jeff Mullins	2	0-2	1989; 1994
Bobby Lutz	3	1-3	2000; 2006; 2008
Alan Major	1	0-1	2013
Totals	7	4-7	

1976 (HEAD COACH: LEE ROSE) -- MADISON SQUARE GARDEN)

First round:	W, 79-74 vs. San Francisco
Second Round:	W, 79-72 vs. Oregon
Semifinals:	W, 80-79 vs. N.C. State
Finals:	L, 67-71 vs. Kentucky

1989 (HEAD COACH: JEFF MULLINS)

First Round:	L, 62-67 vs. Connecticut (Charlotte Coliseum; Charlotte, N.C.)
--------------	--

1994 (HEAD COACH: JEFF MULLINS)

First Round:	L, 73-75 vs. Duquesne (Pittsburgh, Pa.)
--------------	---

2000 (HEAD COACH: BOBBY LUTZ)

First Round:	L, 45-62 vs. Mississippi (Oxford, Miss.)
--------------	--

2006 (HEAD COACH: BOBBY LUTZ)

Opening round:	W, 77-61 vs. Georgia Southern (Halton Arena; Charlotte, N.C.)
First Round:	L, 80-86 at Cincinnati (Cincinnati, Ohio)

2008 (HEAD COACH: BOBBY LUTZ)

First Round:	L, 48-67 at Nebraska (Lincoln, Neb.)
--------------	--------------------------------------

2013 (HEAD COACH: ALAN MAJOR)

First Round:	L, 66-75 at Providence (Providence, R.I.)
--------------	---

MISCELLANEOUS STATS BY CHARLOTTE IN THE NIT:

Most Points:	80, vs NC State, 1976 80, at Cincinnati, 2007
Most Rebounds:	49, vs. Georgia Southern, 2006
Most Assists:	19, vs. NC State, 1976
Most Steals:	10, vs. Oregon, 1976; Mississippi, 2000
Most Blocks:	11, vs. Georgia Southern, 2006
Most Three-Pointers:	11, vs. Duquesne, 1994
Most Points by a 49er:	30, Cedric Maxwell vs. Oregon, 1976
Most Rebounds:	16, Curtis Withers vs. Georgia Southern, 2006
Most Assists:	9, Bob Ball vs. NC State, 1976
Most Steals:	5, James Zimmerman vs. Mississippi, 2000
Most Blocks:	5, Chris Nance vs. Georgia Southern, 2006
Most Three-Pointers:	6, Shanderic Downs vs. Duquesne, 1994



The 49ers in the AP Top 25:

Year	Pre	Peak	Final	Total	Weeks
1976-77	19	17	17*	3	
1991-92	NA	17	NR^	10	
1997-98	18	17	NR	3	
1998-99	NR	24	24	1	
2004-05	NR	18	NR	4	

* 1976-77 - Final Poll prior to NCAA Final Four

^ 1991-92 - Spent record 10 weeks in poll



A court-storming victory over #9 Louisville in 2003-04, one of three Top 10 wins that season. The most recent road win over a Top 25 team was a 71-67 victory on the road over #10 Butler, February 13, 2013.

LAST 25 YEARS

VS TOP 25 OPPONENTS:

Top 25 (13-31); Top 10 (5-9)

Home: 6-12 Away: 6-15 Neutral: 1-4

Year	Opponent	Result
2022-23	vs. #19 FAU	L, 52-67
2021-22	at #12 Arkansas	L, 66-86
2015-16	at #21 Miami	L, 60-88
2014-15	#17 Miami	L, 74-77
2013-14	vs. #13/#14 Michigan	W, 63-61
2012-13	at #10 Butler	W, 71-67
2010-11	vs. #7/#7 Tennessee	W, 49-48
2009-10	at #9/#8 Duke	L, 59-101
	at #20/#18 Louisville	W, 87-65
	vs. NR/#20 Georgia Tech	L, 67-76
	at #16/#15 Tennessee	L, 71-88
	vs. #15/#15 Temple	W, 74-64
2008-09	vs. #16/#17 Xavier	W, 65-60
	at #10/#10 Xavier	L, 47-69
	vs. #14 Arizona State (n)	L, 56-84
2007-08	vs. #12/#13 Xavier	L, 60-62
	at #18/#19 Clemson	W, 82-72
2006-07	at #17/#14 Syracuse	L, 67-79
2005-06	at #7/#6 George Washington	L, 85-86 OT
	vs. #16/#18 G. Washington	L, 69-83
	vs. #18/#17 Indiana	L, 54-71
2004-05	at #9/#9 Louisville	L, 82-94
	vs. #18/#17 Cincinnati	W, 91-90
	at #25/#25 Marquette	W, 76-66
	at #20/#18 Cincinnati	L, 58-80
	vs. #22/#22 Alabama	L, 101-102(3OT)
2003-04	vs. #12/#15 Cincinnati	L, 67-75
	vs. #9/#9 Louisville	W, 77-71
	at #8/#7 Cincinnati	W, 86-83
	at #7/#7 Syracuse	W, 96-92
2002-03	at #15/#15 Louisville	L, 59-100
	at #11/#12 Marquette	L, 67-75
	vs. #21/#21 Marquette	L, 64-67
	vs. #19/#25 Louisville	L, 59-80
	at #17/#18 Indiana	L, 60-70
2001-02	vs. #5/#5 Cincinnati (C-USA)	L, 55-71
	at #9/#9 Marquette	L, 52-66
	vs. #6/#5 Cincinnati	L, 66-85
	at #10/#12 Cincinnati	L, 58-71
	vs. #25/#25 Marquette	W, 76-68

OVERALL

VS RANKED OPPONENTS

Top 25 (30-53); Top 10 (10-20); Top 5 (4-10)

ONLY TOP 10 RANKINGS LISTED

(AP/USA Today)

Year	Opponent	Result
2012-13	at #10 Butler	W, 71-67
2010-11	vs. #7/#7 Tennessee (TWC)	W, 49-48
2009-10	at #9/#8 Duke	L, 59-101
2008-09	at #10/#10 Xavier	L, 47-69
2005-06	at #7/#6 G. Washington	L, 85-86 OT
2004-05	at #9/#9 Louisville	L, 82-94
2003-04	vs. #9/#9 Louisville	W, 77-71
	at #8/#7 Cincinnati	W, 86-83
	at #7/#7 Syracuse	W, 96-92
2001-02	vs. #5/#5 Cincinnati (C-USA)	L, 55-71
	at #9/#9 Marquette	L, 52-66
	vs. #6/#5 Cincinnati	L, 66-85
	at #10/#12 Cincinnati	L, 58-71
	vs. #5/#4 Florida	L, 52-73
2000-01	vs. #4 Illinois	L, 61-79*
1999-00	vs. #1/#1 Cincinnati	L, 62-70
	at #3/#3 Cincinnati	L, 54-81
1998-99	at #7/#6 North Carolina	L, 73-75 (ot)
	vs. #3/#3 Cincinnati	W, 62-60
	at #9/#6 Cincinnati	L, 69-82
	vs. #7/#7 Cincinnati (C-USA)	W, 55-52
1997-98	vs. #1 North Carolina	L, 83-93 (ot)*
1996-97	vs. #9 Cincinnati	L, 67-77
	vs. #2 Utah	L, 58-77*
1995-96	vs. #5 Cincinnati	L, 64-78
	vs. #9 Memphis	L, 55-57
1993-94	vs. #5 Louisville	W, 64-62
	vs. #10 Louisville	L, 55-76
1991-92	vs. #1 Duke	L, 82-104
1976-77	vs. #1 Michigan	W, 75-68*
	vs. #5 Syracuse	W, 81-59*

* - NCAA Tournament game




YEAR	W-L	LEAGUE	W-L	NOTE	MVP	HAYWARD MEMORIAL GRUBSTAKE AWARD
1965-66	6-17	Dixie (NAIA)				
1966-67	7-21	Dixie (NAIA)				
1967-68	5-17	Dixie (NAIA)				
1968-69	12-10	Dixie (NAIA)		Dixie Tourney Champs		
1969-70	14-16	Dixie (NAIA)		Dixie Tourney Champs		
1970-71	15-8	Independent (Div. I)			Norris Dae	
1971-72	14-11	Independent (Div. I)			Robert Earl Blue; Jerry Boggs	
1972-73	14-12	Independent (Div. I)			Robert Earl Blue	
1973-74	22-4	Independent (Div. I)			Robert Earl Blue; George Jackson	
1974-75	23-3	Independent (Div. I)			George Jackson	
1975-76	24-6	Independent (Div. I)		NIT Finals	Lew Massey; Cedric Maxwell	
1976-77	28-5	Sun Belt	5-1	Sun Belt Champs; Final Four	Melvin Watkins	
1977-78	20-7	Sun Belt	9-1	Sun Belt RS Champs	Lew Massey	Jeff Gruber
1978-79	16-11	Sun Belt	6-4		Chad Kinch; Kevin King	Kevin King
1979-80	15-12	Sun Belt	9-5		Chad Kinch	Chad Kinch
1980-81	10-17	Sun Belt	3-9		Donnie Koonce	Donnie Koonce
1981-82	15-12	Sun Belt	3-7		Phil Ward; Bobby Potts	Phil Ward
1982-83	8-20	Sun Belt	5-9		Emery Akinson	John Gullickson
1983-84	9-19	Sun Belt	2-12		Emery Akinson	Reuben McDaniel
1984-85	5-23	Sun Belt	1-13		Clinton Hinton	Leroy Smith
1985-86	8-20	Sun Belt	1-13	Jeff Mullins 1st year	Michael Milling	Jeff West
1986-87	18-14	Sun Belt	6-8		Keith Williams	Entire team
1987-88	22-9	Sun Belt	11-3	Sun Belt Champs; NCAA	Byron Dinkins	
1988-89	17-12	Sun Belt	10-4	NIT	Byron Dinkins; Henry Williams	Mike Washington
1989-90	16-14	Sun Belt	6-8		Cedric Ball	
1990-91	14-14	Sun Belt	6-8		Henry Williams; Jarvis Lang	Kenneth Wylie
1991-92	23-9	Metro	7-5	Metro Champs; NCAA	Henry Williams	Chris Baker; Jack Bolly
1992-93	15-13	Metro	6-6		Cedrick Broadhurst	Bobby Kummer; Jarvis Lang
1993-94	16-13	Metro	7-5	NIT	Jarvis Lang	Jarvis Lang
1994-95	19-8	Metro	8-4	Metro RS Champs; NCAA	Jarvis Lang	Jermain Parker
1995-96	14-15	C-USA	6-8		DeMarco Johnson	Bobby Kummer
1996-97	22-9	C-USA	10-4	C-USA Div. Champs; NCAA	DeMarco Johnson	Alexander Kuehl
1997-98	20-11	C-USA	13-3	NCAA	DeMarco Johnson	Sean Colson; Versile Shaw
1998-99	23-11	C-USA	10-6	C-USA Champs; NCAA	Galen Young; Kelvin Price	Jobey Thomas
1999-00	17-16	C-USA	7-9	NIT	Tremaine Gardiner	Jobey Thomas; J. Zimmerman
2000-01	22-11	C-USA	10-6	C-USA Champs; NCAA	Rodney White	Dee Tolliver; J. Zimmerman
2001-02	18-12	C-USA	11-5	NCAA	Jobey Thomas; Cam Stephens	Jermaine Williams
2002-03	13-16	C-USA	8-8		Demon Brown	Eddie Basden
2003-04	21-9	C-USA	12-4	C-USA RS co-champs; NCAA	Eddie Basden; Curtis Withers	Brendan Plavich
2004-05	21-9	C-USA	12-4	NCAA	Eddie Basden; Curtis Withers	Brendan Plavich
2005-06	19-13	A-10	11-5	NIT	Curtis Withers	Antwon Coleman
2006-07	14-16	A-10	7-9		Leemire Goldwire	Ian Andersen
2007-08	20-14	A-10	9-7	NIT	Leemire Goldwire	Ian Andersen
2008-09	11-20	A-10	5-11		Lamont Mack	DiJuan Harris
2009-10	19-12	A-10	9-7		Shamari Spears	Ian Andersen
2010-11	10-20	A-10	2-14		Javarris Barnett (MIP)*	Colby Lewis
2011-12	13-17	A-10	5-11		DeMario Mayfield (MIP)*	Javarris Barnett
2012-13	21-12	A-10	8-8	NIT	Pierria Henry	Colby Lewis
2013-14	17-14	C-USA	7-9		Mike Thorne (MIP)*	Ben Cherry
2014-15	14-18	C-USA	7-11		Pierria Henry	Bernard Sullivan
2015-16	14-19	C-USA	9-9	Mark Price 1st year	Joseph Uchebo	Cam Pappas
2016-17	13-17	C-USA	7-11		Jon Davis	Reid Aube
2017-18	6-23	C-USA	2-16		Jon Davis	Jailan Haslem
2018-19	8-21	C-USA	5-13	Ron Sanchez 1st year	Jon Davis	Cooper Robb
2019-20	16-13	C-USA	10-8	No postseason due to COVID-19	Jordan Shepherd	Jahmir Young
2020-21	9-16	C-USA	5-11		Jahmir Young	Jackson Threadgill
2021-22	17-14	C-USA	10-8		Jahmir Young	Austin Butler
2022-23	22-14	C-USA	9-11	CBI Champions	Brice Williams	Isaiah Folkes

NCAA/NIT APPEARANCES AND CONFERENCE TITLES

NCAA
 1977 Final Four
 1988
 1992
 1995
 1997
 1998
 1999
 2001
 2002
 2004
 2005

NIT
 1976 Finals
 1989
 1994
 2000
 2006
 2008
 2013

Conference Titles:
 1965 - Dixie Conference Regular-Season
 1969 - Dixie Tournament
 1970 - Dixie Tournament
 1977 - Sun Belt Tournament
 1978 - Sun Belt Regular Season
 1988 - Sun Belt Tournament
 1992 - Metro Tournament
 1995 - Metro Regular-Season
 1999 - C-USA Tournament
 2001 - C-USA Tournament
 2004 - C-USA co-Regular Season



ALL-AMERICAS

FIRST TEAM

Cedric Maxwell 1976-77
(Converse NABC)

SECOND TEAM

Eddie Basden 2004-05 (B. Times)
Cedric Maxwell 1976-77 (UPI)

THIRD TEAM

Eddie Basden 2004-05 (Sports Ill.)
Curtis Withers 2004-05 (B. Times)
DeMarco Johnson 1997-98 (B. Weekly)
Byron Dinkins 1987-88 (B. Weekly)

FRESHMAN

Andre Davis 1992-93 (B. Weekly, 5th)
Jarvis Lang 1990-91 (UPI, Sport, 2nd)
Henry Williams 1988-89 (UPI, 1st)
1988-89 (AP, 2nd)
Clinton Hinton 1984-85 (B. Weekly, 2nd)
1984-85 (B. Times, 4th)
Phil Ward 1978-79 (B. Weekly)
Chad Kinch 1976-77 (AP, UPI, 1st)

USA BASKETBALL

Curtis Withers
2004 U.S. World Championship for
Young Men Qualifying team (Gold Medal)
2005 U.S. U21 World Championship Team
2005 US Global Games (Gold Medal)

De'Angelo Alexander
2003 U.S. U21 World Championships
2003 Global Games (gold medal)

DeMarco Johnson
1994 U.S. Olympic Festival (bronze)
1997 USA World Univ. Games Team

Andre Davis
1993 U.S. Olympic Festival (bronze)

Jermain Parker
1992 U.S. Olympic Festival (silver)

Jeff Mullins
USA Basketball Staff, 1991-96

Jarvis Lang
1991 USA Junior National Team
World Univ. Junior Games (gold)

Henry Williams
1990 U.S. Olympic Festival (gold)
1991 USA National Team
1991 World Univ. Games (bronze)

ALL-AMERICAS

Eddie Basden
2004-05 2nd team (Basketball Times)
3rd team (Sports Illustrated)
H.M. (AP)

Andre Davis
1992-93 5th team Freshman (B. Weekly)

Byron Dinkins
1987-88 3rd team (Basketball Weekly)
4th team (Basketball Times)
H.M. (AP; U.P.I.; Sporting News)
1988-89 H.M. (AP; B. Weekly; B. Times)

Clinton Hinton
1984-85 2nd team Freshman (B. Weekly)
4th team Freshman (B. Times)
H.M. (AP; The Sporting News)

DeMarco Johnson
1995-96 H.M. (AP; The Sporting News)
1996-97 4th team (Hoop Scoop)
H.M. (AP; The Sporting News)
1997-98 3rd team (Basketball Weekly)

Melvin Johnson
1983-84 H.M. (AP)

Chad Kinch
1976-77 1st team Freshman (AP; U.P.I.)
1977-78 H.M. (AP; Playboy; Sporting News)
1978-79 H.M. (AP)
1979-80 H.M. (AP)

Jarvis Lang
1990-91 1st team Freshman (ESPN)
2nd team Freshman (U.P.I.; Sport)
1993-94 H.M. (AP; The Sporting News)
H.M. (B. Weekly; B. Times)
1994-95 H.M. (AP; The Sporting News)
H.M. (B. Weekly; B. Times)

Low Massey
1975-76 H.M. (AP)
1977-78 H.M. (AP; The Sporting News)

Cedric Maxwell
1975-76 H.M. (AP)
1976-77 1st team Converse (NABC)
2nd team (UPI)

Michael Milling
1985-86 H.M. (AP)

Phil Ward
1978-79 Freshman (Basketball Weekly)
1981-82 H.M. (The Sporting News)

Rodney White
2000-01 H.M. (AP)

Henry Williams
1988-89 1st team Freshman (U.P.I.)
2nd team Freshman (AP)
1989-90 H.M. (The Sporting News)
1990-91 H.M. (The Sporting News; AP)
1991-92 H.M. (AP; U.P.I.; Sporting News)
H.M. (B. Weekly; B. Times)

Keith Williams
1986-87 H.M. (AP)

Curtis Withers
2003-04 3rd Team (Basketball Times)
2004-05 H.M. (Sports Illustrated)



PLAYER OF THE YEAR

Sun Belt

1976-77 Cedric Maxwell
1987-88 Byron Dinkins

Metro

1994-95 Jarvis Lang

Conference USA

1997-98 DeMarco Johnson
2004-05 Eddie Basden

COACH OF THE YEAR

Dixie Intercollegiate

1964-65 Irv Edelman

Sun Belt

1976-77 Lee Rose
1987-88 Jeff Mullins

Metro

1994-95 Jeff Mullins

Conference USA

1996-97 Melvin Watkins

FRESHMAN OF THE YEAR

Sun Belt

1976-77 Chad Kinch
1980-81 Melvin Johnson
1984-85 Clinton Hinton
1988-89 Henry Williams
1990-91 Jarvis Lang

Metro

1992-93 Andre Davis

Conference USA

2000-01 Rodney White
2014-15 Torin Dorn
2019-20 Jahmir Young
2021-22 Aly Khalifa

DEFENSIVE PLAYER OF THE YEAR

Conference USA

2003-04 Eddie Basden
2004-05 Eddie Basden



FIRST TEAM ALL-CONFERENCE

Dixie Intercollegiate

1963-64 Rodney Robinson
1964-65 Charlie Jacobs
1967-68 Jerry Anthony
1969-70 Norris Dae

Sun Belt

1976-77 Cedric Maxwell
Lew Massey
1977-78 Chad Kinch
Lew Massey

1978-79 Chad Kinch

1979-80 Chad Kinch

1981-82 Bobby Potts

1983-84 Melvin Johnson

1987-88 Byron Dinkins

1988-89 Byron Dinkins

1989-90 Henry Williams

1990-91 Henry Williams

Metro

1991-92 Henry Williams

1993-94 Jarvis Lang

1994-95 Jarvis Lang

Conference USA

1996-97 DeMarco Johnson

1997-98 DeMarco Johnson

Sean Colson

1998-99 Galen Young

2000-01 Rodney White

2001-02 Jobey Thomas

2003-04 Curtis Withers

2004-05 Eddie Basden

Curtis Withers

Jahmir Young

Atlantic 10

2005-06 De'Angelo Alexander

Curtis Withers

ALL-CONFERENCE

Dixie Intercollegiate

1963-64 Rodney Robinson (1st)
Ronnie Green (2nd)

1964-65 Charlie Jacobs (1st)

Tom Gamble (1st)

Jimmy James (2nd)

Tommy Gilliam (2nd)

1966-67 Bob Lemmond (2nd)

1967-68 Jerry Anthony (1st)

1968-69 Ben Basinger (2nd)

1969-70 Norris Dae (1st)

Sun Belt

1976-77 Cedric Maxwell (1st)

Lew Massey (1st)

Melvin Watkins (2nd)

1977-78 Chad Kinch (1st)

Lew Massey (1st)

1978-79 Chad Kinch (1st)

Kevin King (1st)

1979-80 Chad Kinch (1st)

1980-81 Phil Ward (2nd)

1981-82 Bobby Potts (1st)

Phil Ward (1st)

1982-83 Melvin Johnson (2nd)

1983-84 Melvin Johnson (1st)

1984-85 Clinton Hinton (2nd)

1985-86 Michael Milling (2nd)

1987-88 Byron Dinkins (1st)

Dan Plondke (2nd)

1988-89 Byron Dinkins (1st)

Henry Williams (2nd)

1989-90 Henry Williams (1st)

1990-91 Henry Williams (1st)

Jarvis Lang (2nd)

Metro

1991-92 Henry Williams

1992-93 Jarvis Lang (2nd)

1993-94 Jarvis Lang (1st)

1994-95 Jarvis Lang (1st)

Conference USA

1995-96 DeMarco Johnson (2nd)

1996-97 DeMarco Johnson (1st)

Sean Colson (2nd)

1997-98 DeMarco Johnson (1st)

Sean Colson (1st)

1998-99 Galen Young (1st)

2000-01 Rodney White (1st)

Jobey Thomas (3rd)

2001-02 Jobey Thomas (1st)

Cam Stephens (2nd)

2002-03 Demon Brown (2nd)

2003-04 Curtis Withers (1st)

2004-05 Eddie Basden (1st)

Curtis Withers (1st)

2013-14 Pierria Henry (3rd)

Pierria Henry (Defensive)

2014-15 Pierria Henry (3rd)

Pierria Henry (Defensive)



- 2015-16 Joseph Uchebo (2nd)
- 2016-17 Jon Davis (2nd)
- 2018-19 Jon Davis (2nd)
- 2019-20 Jordan Shepherd (3rd)
- Jahmir Young (3rd)
- 2020-21 Jahmir Young (1st)
- 2021-22 Jahmir Young (1st)
- 2022-23 Brice Williams (2nd)
- Lu'Cye Patterson (HM)
- Aly Khalifa (HM)

Atlantic 10

- 2005-06 De'Angelo Alexander (1st)
- Curtis Withers (1st)
- Leemire Goldwire (HM)
- 2006-07 De'Angelo Alexander (3rd)
- 2007-08 Leemire Goldwire (3rd)
- 2008-09 Lamont Mack (3rd)
- 2009-10 Shamari Spears (3rd)
- 2011-12 Chris Braswell (3rd)
- 2012-13 Pierria Henry (Defensive)

CONFERENCE ALL-FRESHMEN TEAM

Sun Belt

- 1984-85 Clinton Hinton*
- 1985-86 Jeff West
- 1988-89 Henry Williams*
- 1989-90 Cedrick Broadhurst
- Benny Moss
- 1990-91 Jarvis Lang*
- James Terrell

Metro

- 1992-93 Andre Davis*
- 1994-95 DeMarco Johnson

Conference USA

- 2000-01 Rodney White*
- 2002-03 Curtis Withers
- 2003-04 Martin Iti
- 2014-15 Torin Dorn*

- 2015-16 Jon Davis
- Andrien White
- 2019-20 Jahmir Young
- Atlantic 10**
- 2007-08 An'Juan Wilderness
- 2011-12 Pierria Henry
- 2012-13 Willie Clayton
- * Freshman of the Year

ALL-DECADE TEAM

Sun Belt (1976-86)

- Chad Kinch
- Cedric Maxwell
- Conference USA (1995-2005)**
- DeMarco Johnson

TOURNAMENT MVP

Dixie

- 1968-69 Ben Basinger
- 1969-70 Jim Reid

Sun Belt

- 1976-77 Cedric Maxwell
- 1987-88 Byron Dinkins

Metro

- 1991-92 Henry Williams

Conference USA

- 1998-99 Galen Young
- 2000-01 Rodney White

ALL-TOURNAMENT

Dixie Intercollegiate

- 1968-69 Ben Basinger
- 1969-70 Jim Reid

Sun Belt

- 1976-77 Cedric Maxwell
- Melvin Watkins
- Chad Kinch
- 1979-80 Chad Kinch
- 1987-88 Byron Dinkins
- 1989-90 Henry Williams

Metro

- 1991-92 Henry Williams
- 1993-94 Jarvis Lang

Conference USA

- 1996-97 DeMarco Johnson
- Sean Colson
- 1997-98 DeMarco Johnson
- 1998-99 Galen Young
- Kelvin Price
- Diego Guevara
- 1999-00 Jobey Thomas
- 2000-01 Rodney White

POST-SEASON ALL-TOURNAMENT


- 1975-76 NIT Cedric Maxwell (MVP)
- 1976-77 NCAA Mideast Region
- Cedric Maxwell (MVP)
- Chad Kinch (all-Mideast)

ALL-DISTRICT

- 1978-79 Chad Kinch
- 1979-80 Chad Kinch
- 1981-82 Phil Ward
- 1987-88 Byron Dinkins
- 1989-90 Henry Williams
- 1990-91 Henry Williams
- 1991-92 Henry Williams
- 1993-94 Jarvis Lang
- 1994-95 Jarvis Lang
- 1995-96 DeMarco Johnson (HM)
- 1996-97 DeMarco Johnson (1st)
- 1997-98 DeMarco Johnson (2nd)
- 1998-99 Galen Young
- 2005-06 Curtis Withers (2nd)
- 2016-17 Jon Davis (2nd)
- 2018-19 Jon Davis (2nd)
- 2020-21 Jahmir Young (1st)
- 2021-22 Jahmir Young (1st)

C-USA MEN'S BASKETBALL
SCHOLAR-ATHLETE OF THE YEAR
 2013-14 Ben Cherry

ACADEMIC ALL-AMERICA
 2001-02 Jobey Thomas (2nd team)





THE NBA DRAFT/FREE AGENTS

PLAYING OVERSEAS

Eddie Basden - Chicago
2005 Free Agent
2008 Free Agent (Miami Heat)

Cedrick Broadhurst - Charlotte
1994 Free Agent

Sean Colson
Houston; Atlanta
2000 Free Agent

Jon Davis - Orlando
2019 Free Agent

George DeVone - Detroit
1981 5th Round (94th selection)

Byron Dinkins-
Houston, Ind., San Antonio
1989 Free Agent

George Jackson - Buffalo
1975 6th Round (106th)

DeMarco Johnson - Knicks
1998 2nd Round (38th)

Melvin Johnson - Chicago
1984 4th Round (72nd)

Chad Kinch - Cleveland
1980 1st Round (22nd)

Donnie Koonce - Detroit
1981 4th Round (89th selection)

Lew Massey - Los Angeles
1978 2nd Round (38th)

Cedric Maxwell - Boston
1977 1st Round (12th)

Michael Milling - Indiana
1987 5th Round (103rd)

Dan Plondke - Charlotte
1988 Free Agent

Bobby Potts - Seattle
1982 6th Round (134th)

Kelvin Price- Charlotte
1999 Free Agent

Bershuan Thompson - Charlotte
1997 Free Agent

Phil Ward - Phoenix
1982 7th Round (155th)

Melvin Watkins - Buffalo
1977 4th Round (68th)

Rodney White - Detroit
2001 1st Round (9th)

Henry Williams - San Antonio

1992 2nd Round (44th)
Galen Young - Milwaukee
1999 2nd Round (48th)
2001 Free Agent - Pacers



NBA Lottery pick Rodney White was picked 9th in the 2001 NBA Draft.

DRAFT TRIVIA:

Highest Draft Choice:
Rodney White, 9th pick, 2001

First-ever Draft Choice:
George Jackson, 1975
(Buffalo Braves sixth round -- 106th selection)

Recent Draft Choices:
1998 - DeMarco Johnson
(2nd round - Knicks)
1999 - Galen Young
(2nd round - Bucks)
2001 - Rodney White
(1st round - Pistons)

First Round Draft Choices:
Chad Kinch, 22nd- Cavaliers, '80
Cedric Maxwell, 13th - Celtics, '77
Rodney White, 9th - Pistons, '01

Cedric Ball
Japan; Turkey; France (1990)

Javarris Barnett
England (2012-13), Portugal (2014-15)

Eddie Basden
France, Germany (2007-08)

Ronnie Bellamy
Phillipines; Venezuela (1988-92)

Chris Braswell
Japan (2013), G-League's Erie (2017)

Jack Bolly
Japan (1996)

Cedrick Broadhurst
Brazil (1994)

Jon Davis
Macedonia (2021)

Austin Butler
Belgium (2022)

Byron Dinkins
Germany (1990-91); Greece (1992-02)

Malru Dottin
Slovakia; Argentina (1993)

Shanderic Downs
Brazil (1997)

EJ Drayton
Turkey, Dubai (2007-)

Tremaine Gardiner
Norway (2000-02)

Leemire Goldwire
Greece (2008), Argentia (2017)

Derrio Green
Canada (2013-14)

Ray Gromlowicz
France (1987-88)

Diego Guevara
Venezuela, P. Rico, Columbia (2001-15)

Jailan Haslem
Canada (2019)

Wade Helliwell
Australia (2000)

Pierria Henry
Germany (2015)
Turkey (2016, 2017)
Russia (2018)
Spain (2019)

Ponce James
Greece (1996)

Delano Johnson
Australia (1995-97)

Melvin Johnson
Phillipines; Venez; Arg. (84-95)

Alexander Kuehl
Germany (1997-03)

Jarvis Lang
Italy, Spain, Australia (1995)

Rodney Odom
Spain, France (1994-95, 97)

Braxton Ogbueze
Spain (2018)

Jermain Parker
Spain (1996)

Brendan Plavich
Germany (2006-07)

Dan Plondke
France (1988)

Kelvin Price
Australia (1999)

Versile Shaw
France (1998)

Leroy Smith
Japan; France (1985-90)

Jobey Thomas
Italy (2003-12), Portugal (2013-15)

Henry Williams
Italy (1992-03)

Keith Williams
Belgium; Poland (1987-03)

Terrence Williams
Germany (2015)

Curtis Withers
Turkey (2008)



A

Abrams, Rodney '85-86**
 Ajukwa, Austin '17-18**
 Aldrich, Josh '23*
 Alexander, De'Angelo '06-07**
 Alexander, Quincy '95*
 Andersen, Ian '07-10****
 Angel, Ken '76-77**
 Anthony, Jerry '66-69****
 Atkinson, Emery '83-84**
 Aube, Reid '14-17****

B

Badgett, Joe '86-87*
 Baker, Chris '89-92***
 Baldwin, Mitchell '03-06****
 Ball, Bob '73, '75-76***
 Ball, Cedric '87-90***
 Bamba, Amidou '20*
 Banister, Dan '88-91****
 Barden, Dave '69-70**
 Barnes, Reggie '86-89****
 Barnes, Will '73-74**
 Barnett, Javarris '09-12****
 Barney, Rick '82*
 Basden, Eddie, '02-05****
 Basinger, Ben '67-70****
 Bellamy, Ronnie '87-88**
 Benkovic, Ivan '13, '15**
 Bennett, Eli, '22*
 Bennett, John '88*
 Bennett, Marcus '06*
 Bergang, Lukas '17*
Berry, Daylen '23*
 Bertram, Tyler '20*
 Best, Tyler '03*
 Bevell, Donnie '73*
 Bias, Corey '17-18**
 Black, Chris '71-72**
 Blakley, Cameron '14-16***
 Blight, Bo '18-20**
 Blue, Robert Earl '72-74***
 Boggs, Jerry '71-72*
 Boggs, Steve '69*
 Bolly, Jack, '89-92****
 Bommer, Geoff '73-75***
 Booker, David '07*
 Bourke, Michael '86*
 Bowden, Shamarr '10*
 Bradbury, Lamar '12-13**
 Braswell, Chris, '10-13****
Braswell IV, Robert, '22-23**
 Breen, Dan '79*
 Briscoe, Deuce, '11-12**

ALL-TIME LETTERMEN

Broadhurst, Cedrick '90-93****
 Brown, Demon '01-04****
 Bryan, Marcus '14*
 Bryant, Kim '83-84**
 Bryson, Charles '71*
 Bunce, Sandy '70-71**
 Bundy, Dimingus '97*
 Burge, Andrew '03*
 Burkholder, Will '93*
 Butler, Austin '22*
 Byrd, Cleb '21*

C

Caldwell, Henry '74-77****
 Calvert, Doug '74-75**
 Camidge, Ridell '16*
 Cannon, Marvin '21-22**
 Carter, Chris '98*
 Carter, Reid '68-69**
 Cherry, Ben '14*
 Christenbury, Dave '68, '70**
 Church, Kyle '07-10****
 Clark, Darion '13*
 Clayton, Willie '13-15**
 Clemmons, Calvin '03-04**
 Coggin, Danny '68*
 Coleman, Antwon '06-07**
 Coleman, RaShad '09-10**
 Coley, Charlie '08-09**
 Colson, Sean '97-98**
 Conrath, Mark '68*
 Cress, Gary '68*
 Crowley, Todd '77-79***

D

Dae, Norris '69-72****
 Davis, Andre '93-94; '96-97****
 Davis, Jon '16-19****
 Davis, Randy '83-84**
 DeVaul, Daryl '90-92***
 Devone, George '78-81****
 Dewhurst, Charles '08-11****
 Dinkins, Byron '86-89****
 Dobson, Rick '72-74***
 Dominick, Jason '94-95**
 Donahue, Pete '68-70***
 Dorn, Torin '15*
 Dottin, Malru '91-93***
 Downs, Shanderic '94-97****
 Drayton, E.J. '05-07**
 Drye, Lamar '90*

Duncan, Eric "Slim" '86-89****

Dwiggins, Chris '97-00****

E

Edwards, Drew '20*
 El-Tamer, Malik '01*

F

Fearne, Tyler '23*
 Fields, Jimmy '96*
 Finklea, Harrison '81-82**
 Fitzgibbons, Scott '85-88****
Folkes, Isaiah '21-23***
 Francois, Perry '22*
 Franks, Jerry '69*
 Furlow, Lawrence '81-83***

G

Garcia, Jared '21-22**
 Gardiner, Tremaine '96-97; '99-00****
 Gardner, Michael '84-85**
 Garvin, Najee '17-18**
 George, James '78-79**
 Gerrity, Michael '08*
 Gipson, Montre' '23*
 Goldwire, Leemire '05-08****
 Goodman, Tim '90*
 Gordon, Travis '04-07****
 Graham, Stanley '70-71**
Graves, Nik '23*
 Green, Derrio, '10-12***
 Griциunas, Benas '16-17**
 Grier, Vincent '03*
 Gromlowicz, Ray '84-87****
 Gruber, Jeff '75-78****
 Guevara, Diego '98-01****
 Guffy, Richard '70-72***
 Gullickson, John '83-84**

H

Haneberg, Rick '73-75***
 Hardy, David '02*
 Hargraves, Rusty '84-87****
 Harris, DiJuan '08-10***
 Haslem, Jailan '18-19**
 Hayward, Charles '99*
 Heath, Jon '74-75**
 Helliwell, Wade '00*
 Helms, Bob '71*
 Henry, Pierria '12-15****
 Hester, Mike '77*
 Hill, Dalonte '9, '00**
 Hinton, Clinton '85*

Houpt, Matt '79-82****
 Howard, Chris '02-03**
 Howard, Roderick '94-97****
 Hurley, Lane '67*

I

Ingram, Denzel '13-14**
 Ilti, Martin '04-05**
 Ivankovic, Ilija '12-13**

J

Jacobs, Charlie '65*
 Jackson, George '74-75**
 Jackson, Quentin '17*
 Jallow, Musa, '22*
 James, Jimmy '65*
 James, Ponce '95-96**
 Jamison, Jerell, '06-07**
 Jasper, Kendell '96*
 Jefferson, Luther '73-74**
 Johnson, Delano '90-92, '94****
 Johnson, DeMarco '95-98****
 Johnson, Greg '80*
 Johnson, Kevin '01-04****
 Johnson, Melvin '81-84****
 Johnson, Michael '80*
 Johnson, Reggie '85*
 Jones, Derek '72-73**
 Jones, KenKay '00-01**
 Jones, Mike '68*
 Jones, Phil '08-10***

K

Kane, Ousseynou '98*
 Khalifa, Aly '22-23**
 Kinch, Chad '77-80****
 King, Kevin '76-79****
 Kitoko, John '19*
 Koonce, Donnie '78-81****
 Kuehl, Alexander '96-97**
 Kummer, Bobby '93-96****

L

Lang, Jarvis '91, '93-95****
 Larson, Regin '21-23***
 Lemmond, Bob, '67-69***
 Lester, Shawn '14*
 Lewis, Colby, '10-13****
 Lewis, Jerrell '06-07**
 Loyd, Tripp '93*

M

Mack, Lamont, '08-09**
 Mahtos, Jhery '21*
 Mangum, Dravon '19*
 Marsh, Eric '06*
 Martin, Malik '18-20**
 Massey, Lew '75-78****
 Maxwell, Cedric '74-77****



Mayfield, DeMario '12*
 McDaniel, Reuben '81-84****
 McGill, Jaylan '18-19**
Milicic Jr, Igor '23*
 Miller, Tripp '05-06**
 Milling, Michael '86-87**
 Morgenstern, Ray, '11*
 Moss, Benny '90-91**
 Murphy, Ryan '18*

N

Nance, Chris '05-06**
 Nash, Curtis '02-03**
 Neely, Jonathan '99-00**
 Ngoundjo, Gaby '08-09**
 Nickerson, E. Victor '12-13**
 Niparavicius, Matas '01-02**

O

Odom, Rodney '92-94***
 Ogbueze, Braxton '15-17***
 Overcash, Jerry '67*

P

Pappas, Cameron '15-16**
 Parker, Jermain '92-95****
 Parker, Scott '80*
 Parker, Shane '94*
 Parks, Trevin, '10*
 Patterson, Bruce '95*
Patterson, Lu'Cye '23*
 Pearce, Don '72-76****
 Persley, Frank '88-89**
 Phaler, Sean '07-08**
 Pigford, C.J. '04*
 Pipes, Pino '94-95**
 Plavich, Brendan '04-05**
 Plondke, Dan '87-88**
 Potts, Bobby '80, '81-82**
 Price, Hudson '17*
 Price, Kelvin '98-99**
 Price, Robert '95*
 Pride, Tramaine '09*
 Pulley, Michael '87-88**

R

Redmond, Bill '67*
 Reed, Tory '01-03***
 Reid, Larry '70-71**
 Rhinehardt, Dave '70*
 Richardson, Raheem '96*
 Risetto, Anzac 19-21**
 Robb, Cooper '18-20**
 Robinson, Rodney '64*
 Robson, Sam '88-89**

S

Sager, Chris '03-05***
 Scott, Curran '16*
 Scott, Phil '77-80****
 Seawell, Carter '80-81**
 Shaw, Versile '97-98**
 Shepherd, Jordan 19-21**
 Sherrill, Eddi '68-70***
 Sherrill, K.J. '10-12***
 Shipman, Sheldon '73-76****
 Sirin, Gokhan, '10-11**
 Sloan, Terry '71-72**
 Smith, Kedric '98-00***
 Smith, Leroy '82-85****
 Snipes, Robbie '67-68**
 Snyder, Russ '04*
 Spain, Greg '77*
 Spears, Shamari, '10*
 Stavrakas, Nick '67*
 Stephens, Cam '01-02**
 Stephens, Tyrone '81-83**
 Stone-Carrawell, Cleb '19-21**
 Sullivan, Bernard '15-16**
 Supica, Milos '18-21***
 Swanigan, Ellious '97*

T

Terrell, James '91-93***
 Thames, Harold '71-72**
 Thaxton, Marshall '72-73**
 Theodore, Philippe '97*
 Thomas, Bryant '18*
 Thomas, Jobey 99-02****
 Thomas, Marlon '98-99**
 Thompson, Bershaun '91-94****
 Thompson, JT '13*
 Thorne, Mike '13-15***
Threadgill, Jackson '21-23***
 Tison, T.J. '96*
 Tolliver, Dee '98-01****
 Trapp, Clyde '22*
 Turpin, James '69-70**

U

Uchebo, Joseph '16*

V

VanDenBergh, Roland '78-81****
 Vanhook, Anthony '16-17**
 Vasic, Luka '18-22***
 Voncina, Luka '12*

W

Walker, Odell '82-83**
 Ward, Phil '79-82****
 Warner, Mitch '13-16****
 Washington, Mike '86-89****

Watkins, Melvin '74-77****
 Wells, Roy '95-96**
 West, Jeff '86-89****
 Wheeler, Billy '84-85**
 White, Andrien '16-18***
 White, Rodney '01*
 Whitehead, Kenny '99-00**
 Whitfield, Lee '77-78**
 Wilderness, An'Juan 08-11****
 Wilhite, Aaron '93-94**
 Williams, Brice '20-23***
 Williams, Carlos '07*
 Williams, Courtney '06-07**
 Williams, Henry, '89-92****
 Williams, Jermaine '01-02**
 Williams, Johnathan, '00-01**
 Williams, Keith '84-87****
 Williams, Terrence '12-15****
 Williamson, Irvin '81-83***
 Wilson, Gavin '13-16****
 Wilson, Lee '72-73**
 Winston, Jerry '76-79**
 Wissel, Scott '84*
 Withers, Curtis '03-06****
 Woods, Keyshawn '15*
 Woods, Prentice '94*
 Wright, Monte '91*
 Wylie, Kenneth '90-92***
Y
 Young, Galen '98-99**
 Young, Jahmir '20-22***
 Younger, Brandon '19*
Z
 Zane, Stewart '75*
 Zimmerman, James, '00-01**


Bold denotes member of the 2023-24 team



4

BYRON DINKINS (1985-89)


The first recruit of the Jeff Mullins Era, Charlotte-native Byron Dinkins helped restore hometown pride in the 49ers program. He led the 1988 49er squad to the NCAA Southeast Regional after capturing the Sun Belt Conference Regular Season and Tournament championships -- all firsts for the program since 1977. MVP of both Sun Belt titles, "The Dink", a long-distance shooter and lightning-quick point guard with a ball-hawking defensive style, took full advantage of the new NCAA three-point rule and compiled 1657 points, 513 assists, and 139 three-point field goals. He is best remembered for his 37-point uprising in the Sun Belt title clinching win over UAB, Feb. 25, 1988. Retired Oct. 16, 1997.



13

EDDIE BASDEN (2002-05)

Make your presence felt. Must have been Eddie's credo. Eddie Basden did so offensively, defensively, on the boards, on the break, from long range or in the paint. He had a knack for recognizing key moments and for making game-breaking plays. A two-time Conference USA Defensive Player of the Year and the 2005 C-USA Player of the Year, Eddie earned 2nd (Basketball Times) and 3rd (Sports Illustrated) team all-America honors. The 49ers all-time steals leader appeared on the cover of Sports Illustrated for his defensive prowess. And he won games. He went to three NCAA Tournaments in four years, including his last two. In 2005 he led the 49ers to a 21-9 record and four straight weeks in the national rankings. Eddie did what was necessary, big or small, to win games. And he did so with class. Retired February 19, 2009.



32

MELVIN WATKINS (1973-77)


A quality point guard, a quality coach and an unquestioned leader, Melvin Watkins brought integrity and competition to the court every game and every practice. Listen to his coach Lee Rose, "When I took over here (1975) I scheduled a meeting with each of the (returning) players. I met with Melvin first and cancelled every meeting thereafter. I knew I found my Captain." A muscular 6-3 guard from Reidsville, N.C., Watkins waited two years to become a starter and then captained teams to the 1976 NIT Finals and 1977 NCAA Final Four. He was the playmaker, the team leader and the heart and soul of teams that never lost a home game -- 58 straight wins, in fact. And, his teams compiled records of 22-4, 23-3, 24-6 and 28-5 for a combined mark of 97-18. Retired March 2, 1977.



34

HENRY WILLIAMS (1988-92)

The all-time leading scorer in 49er history with 2383 points, Henry Williams is one of the best three-point shooter in 49ers folklore with 308 bonus shots, including 105 as a senior when he led the 49ers to the 1992 Metro Conference Tournament crown and an "at-large" berth in the NCAA East Regional. His two free throws with just seconds left iced the title game over Tulane as he earned Metro MVP. The 6-2 southpaw guard from Indianapolis, Ind., Williams notched a 20-point game in a nationally-televised game against West Virginia in just his third game. He received 64 stitches in his forehead during a win over South Florida and played less than 36 hours later in Jacksonville. He produced a record 65 games of at least 20-points. Retired March 7, 1992.

**COACH JEFF MULLINS (1985-96)**

Jeff Mullins guided the 49ers back to the NCAA Tournament after an 11-year absence in 1988. During his time at Charlotte, the 49ers reached the NCAA Tournament three times and the NIT twice. He guided the 49ers to three league championships. The 49ers won 182 games in his 11 years at the helm of Charlotte's men's basketball program.

4

DEMARCO JOHNSON (1994-98)


An unstoppable force inside, DeMarco Johnson made a name for himself with his strong moves, deft shooting touch and competitive nature. Named 1998 C-USA Player of the Year, Johnson was a two-time first team all-C-USA selection, who earned third-team all-America honors (Basketball Weekly) and honorable all-America honors (AP). One of just four players in school history to surpass 2000 career points (2005), he is still among C-USA's all-time leading scorers despite playing in that league for just three seasons. He retired as the school's fourth all-time leading scorer and third all-time leading rebounder and was a part of three NCAA Tournament teams, helping two of them (1997; 1998) advance to the 2nd round. He posted a 16.8 career scoring average; 7.8 career rebounding average. Retired Jan. 26, 2000.



23

JARVIS LANG (1990-91; 92-95)


The most explosive dunker in school history, Jarvis Lang authored a powerful career that included 1855 points, 1047 rebounds and a record 162 dunks. His rebounding number ranks second all-time, but no one grabbed more offensive rebounds. Lang, a 6-6 forward from Farmville, N.C., capped his career as the 1995 Metro Conference Most Valuable Player when he led the 49ers to the last of the league's 20 crowns and an "at-large" berth in the NCAA East Regional. In 1991, he was named First Team Freshman All-America by various publications, including UPI, when he led all NCAA frosh in scoring (19.6) and rebounding (10.6) -- just the third player in collegiate basketball ever to do so. Retired Oct. 15, 1996.



33

CEDRIC MAXWELL (1973-77)

The man who defines 49ers basketball is Cedric "Cornbread" Maxwell, the 1977 NCAA Mid-east Regional Most Valuable Player and the man who led Charlotte to unexpected heights as a program newcomer to NCAA Division I basketball. He played on 49ers teams that posted an incredible 58-0 home record and a 97-18 mark, overall, which included runs through the 1976 NIT Finals and the 1977 NCAA Final Four. When he finished his career he owned numerous records including the program's scoring, rebounding and blocked shots records with 1824 points, 1117 rebounds and 94 blocks. The rebounding record still stands. Maxwell, a 6-8 center from Kinston, N.C., is considered the greatest player in 49er history. Retired March 2, 1977.



45

CHARLES HAYWARD (1997-99)

Charles fought the greatest battle. Facing Leukemia, just prior to his freshman season, Hayward stared it down to live his dream of playing college basketball. He worked like none other to return to top physical shape after being weakened by the chemotherapy that sent his Leukemia into remission. He returned to the team and the hardwood to play 10 games in the fall of 1998. Against George Washington, he scored eight points with seven rebounds and a Halton Arena record six blocked shots. He scored a game-tying basket with 1:00 left in overtime in the 49ers first visit to North Carolina. In late December, 1998, however the Leukemia returned. He passed away Sept. 12, 1999. An inspiration and a hero. Retired September 15, 1999.

**COACH LEE ROSE (1975-78)**

Lee Rose coached the 49ers for three seasons. During those three seasons, he guided the 49ers to the 1976 NIT Finals and the 1977 NCAA Final Four. He was named 1977 Sporting News National Coach of the Year. He guided the 49ers to a 72-18 record in his three seasons at Charlotte.