



# GO STANDARDS

CHARLOTTE 49ERS FOOTBALL  
2018 MEDIA GUIDE





# CHARLOTTE 49ERS IN THE NFL



*Defensive lineman Larry Ogunjobi, of the Cleveland Browns, became the first 49ers player to compete in an NFL game. A third-round pick (#65 overall), Ogunjobi played in 14 games with one start in 2017.*

## SIGNED NFL CONTRACTS AS UNDRAFTED FREE AGENTS



**BRANDON BANKS**  
*Washington Redskins*  
(53-man roster; played in NFL game)



**AUSTIN DUKE**  
*Carolina Panthers*  
(2017 and 2018)



**KALIF PHILLIPS**  
*Green Bay Packers*

## ROOKIE/MINI CAMP INVITEES OVER THE YEARS



**DESMOND COOPER**  
*Jacksonville Jaguars, 2015*



**DANIEL BLITCH**  
*Carolina Panthers, 2015*



**BRANDEN DOZIER**  
*Pittsburgh Steelers, 2016*



**JAMAL COVINGTON**  
*Kansas City Chiefs, 2017*



**KEDRICK DAVIS**  
*Detroit Lions, 2017*

*Notes: Cooper signed a free agent contract with Jaguars in 2015 following rookie camp. He is currently playing in Poland. Dozier is a member of the CFL's Montreal Alouettes*





## TABLE OF CONTENTS

### THE PROGRAM

2018 Schedule .....	2
2018 Season Outlook .....	3-8
Pronunciation Guide.....	8
The Coaching Staff.....	9-30
Coaching Staff photo page .....	9
Head Coach Brad Lambert.....	12-16
Assistant Head Coach James Adams.....	17
Off. Coordinator Shane Montgomery ...	18-19
Def. Coordinator Glenn Spencer.....	20-21
Rec. Coordinator Ulrick Edmonds.....	22
Keith Henry.....	23
Brad Queen .....	24
Johnson Richardson.....	25
Chris Scelfo .....	26
Charlie Skalaski .....	27
Chip West .....	28
Graduate Assistants.....	29-30
Strength Coach Jim Durning .....	32
Phil Ratliff Tribute.....	42
Support Staff.....	31-42
Player bios .....	44-75
#StateofCharlotte .....	44
2018 Roster .....	46-47
Returnees .....	48-66
Newcomers .....	67-75
2017 Year in Review .....	76-87
2017 Recap .....	77-79
2017 Final Statistics .....	80-85
Game-by-Game Recaps .....	86-91
Final Conference USA standings .....	92
2018 Opponents.....	93-102
Conference USA.....	94-96
Record Book/Awards .....	103-197
The Program .....	198-220



**Head Coach Brad Lambert**



**Senior Workpeh Kofa**



**Junior Aaron McAllister**

## QUICK FACTS

### GENERAL INFORMATION

Location .....	Charlotte, N.C.
Founded .....	1946
Enrollment.....	29,341
Nickname .....	49ers
Colors .....	Green and White
Field .....	McColl-Richardson Field
Stadium .....	Jerry Richardson Stadium
Capacity.....	15,314 (turf)
Affiliation .....	FBS
Conference .....	Conference USA
Chancellor .....	Dr. Phil Dubois
Athletics Director.....	Mike Hill
Fac. Ath. Rep.....	Dr. Jeffrey Leak
Dept. Phone.....	(704) 687-1054
Ticket Office.....	(704) 687-4949
Stadium Press Box ...	(704) 687-8036

### CREDITS & ACKNOWLEDGEMENTS

The 2018 Charlotte 49ers Football Media Guide is a publication of the 49ers Department of Athletics and is produced by the office of sports information.

The cover is designed by Summit Athletic Media and depicts the 49ers team captains: Tyriq Harris, Jeff Gemmell, Benny LeMay and Cameron Clark.

Photographers: Sam Roberts (FreezeFrame), Wade Bruton (University Photographer), Michael Strauss, Durane Byrd and Tim Cowie. NFL photos courtesy of the respective NFL teams.



# CHARLOTTE 49ERS 2018 FOOTBALL SCHEDULE



## FORDHAM

Sat., Sept. 1 - Home Opener

6:00

**ESPN+**

Jerry Richardson Stadium



## APPALACHIAN STATE

Sat., Sept. 8

6:00

**ESPN+**

Jerry Richardson Stadium



## OLD DOMINION\*

Sat., Sept. 15 - Family Weekend

6:00



Jerry Richardson Stadium



## at Massachusetts

Sat., Sept. 22

3:30

Amherst, Mass.



## at UAB\*

Sat., Sept. 29

TBA

Birmingham, Ala.



## WKU\*

Sat., Oct. 13 - HOMECOMING

3:30

**ESPN+**

Jerry Richardson Stadium



## at Middle Tennessee\*

Sat., Oct. 20

3:00



Murfreesboro, Tenn.



## SOUTHERN MISS\*

Sat., Oct. 27

2:00



Jerry Richardson Stadium



## at Tennessee

Sat., Nov. 3

TBA

Knoxville, Tenn.



## at Marshall\*

Sat., Nov. 10

2:30

**ESPN+**

Huntington, W.Va.



## FIU\*

Sat., Nov. 17 - Military Appreciation Day

2:00



Jerry Richardson Stadium



## at Florida Atlantic\*

Sat., Nov. 24

6:00



Boca Raton, Fla.

\* Conference USA game

All times TBA



## THE 2018 SEASON







## 2018 CHARLOTTE 49ERS

Numbers.

Seventeen returning starters. Two-hundred and twenty-five career starts among them. Over 70 starts on the offensive line. Over 40 on the defensive line.

1,722 of the 49ers 1,995 rushing yards return. 950 of 1,648 receiving yards. Two hundred-tackle defenders. Seven of its top eight most productive tacklers.

The 49ers have not had this type of experience since its First Class filled the line-up card and produced the program's first three C-USA wins in 2016.

Experience fills every room.

Four returning starters occupy the O-Line room: Nate Davis, Chris Brown, Darren Drake and Cameron Clark. Hasaan Klugh and Benny LeMay in the backfield. Workpeh Kofa, Mark Quattlebaum and RJ Tyler with the receivers.

On defense, Tyler Fain and Tyriq Harris lead the line. Jeff Gemmell and Juwan Foggie anchor the linebackers. Ed Rolle and Ben DeLuca lead the secondary.

Many have started for two years. Davis

has started for three. Twenty-two players have at least five starts under their belt.

Experience is just part of the picture, however. Newcomers and breakout performers also abound.

Charlotte has a cadre of young receiving talent in the likes of Victor Tucker, Cameron Bent, Cameron Dollar, Rico Arnold and Tyler Ringwood. The O-Line will welcome contributions from rising stars Jaelin Fisher, D'Mitri Emmanuel and newcomer Dominic Taylor. Red-shirt freshman Chris Reynolds and first-year 49er Evan Shirreffs, who transferred from Miami, will battle for the starting QB job. Aaron McAllister has already proven his worth in teaming up with star back Benny LeMay.

Defensively, be on the lookout for tackles Timmy Horne, 6-5, 311 and Dantrell Barkley, 6-4, 285 and the emergence of LBs Alex Highsmith and Anthony Butler, who both made sizeable impacts in 2017. In the secondary, newcomer DJ Anderson, a junior college transfer, bolsters an already veteran unit.

Bigger, stronger, faster -- and older. The 2018 version of Charlotte 49ers football has added size, strength and speed, but perhaps the most important intangible heading into the season is age.

Charlotte has added offensive coordinator Shane Montgomery and defensive coordinator Glenn Spencer. The defense will move from a 3-4 to a 4-3, primarily.

Priority will be placed on improving third-down play -- both offensively and defensively. A veteran offensive line and a new defensive formation designed to apply pressure make both goals feasible.

A more efficient and versatile passing game to complement an already solid running game. An attacking defensive front to match a star-studded linebacking corps and experienced secondary.

Which leads the 49ers to the most important numbers. Expect Charlotte's offense to be more dynamic. Expect its defense to be more stingy. And, when its all said and done -- those numbers can translate to the most important number of all.



### OFFENSIVE OUTLOOK

#### Returning Starters: 8\*

**QB** Hasaan Klugh

**RB** Benny LeMay

**WR** MARK QUATTLEBAUM

**TE** RJ Tyler

**OL** Chris Brown

**OL** Cameron Clark

**OL** Nate Davis

**OL** Darren Drake

\* A possible ninth returning starter WR Workpeh Kofa was a starter in 2016.

#### O-LINE

It may not be the most exciting way to start the discussion of offense -- but it is the key to success. And Charlotte has a veteran unit to lean on in its offensive line. Four returning starters include seniors Chris Brown, Nate Davis and Darren Drake and junior captain Cameron Clark. They have 71 career starts among them (17.8/player). Jaelin Fisher, who made one start in 2017, takes over the center position. Back ups include upperclassmen Jalen Allen, David Foust and Trevor Stacy, junior college transfer Dominic Taylor, and red-shirt freshman D'Mitri Emmanuel, Jacob Webb and Michael Adams. Newcomers Malik Harkness, Jonathan Timmons, and Dalton Widner add more options.

Davis is a two-time honorable mention all-Conference USA selection who has been named all-C-USA twice by Phil Steele publications. In 2018, he's a preseason all-C-USA second team selection according to Athlon's. Davis is a three-year returning starter, Brown has started the last two years and Clark and Drake both have a



Senior Chris Brown

full season of starts under their belts. Fisher's start came as Charlotte rushed for a school-record 349 yards at FIU.

Allen and Foust are junior college transfers that made their 49ers debut last year. Taylor joined the 49ers in the spring to get an extra semester of work in and Emmanuel and Webb are among the next wave of O-Line anchors. Adams converts from the defensive line. Stacy is in his third year while former Memphis lineman Timmons and true freshmen Harkness and Widner get their starts with the Niners. Summer additions include Ben Duyck, Jack Mitchell, Dejan Rasuo and Gage Welborn.

#### QUARTERBACK

Returning starter Hasaan Klugh has guided the 49ers to all four of their C-USA wins over the last two seasons, but competition for the 2018 starting role opened up after Klugh completed under 50% of his passes in 2017. In the spring, R-Fr. Chris Reynolds moved to #1 on the depth chart, in front of Klugh. The 49ers signed Miami grad transfer Evan Shirreffs in the spring. Shirreffs, a 6-5 pocket passer was a back-up for the Hurricanes after a stellar high school career. He is eligible immediately and has two years of eligibility remaining.

Klugh, who led the 49ers with nine rushing touchdowns and passed for 10 to account for 19 of the 23 offensive scores, is a dangerous threat. He took over starting duties midway through the 2016 season and continued to call the shots throughout the 2017 season. Klugh threw for over 1500 yards and rushed for over 500, last year.

Reynolds had a strong spring and showed an ability to move the ball and avoid turnovers. Other options include newcomers Brady Pope, Willie Green and Dylan Ratliff.

#### RUNNING BACK

Charlotte's running game is highlighted by junior Benny LeMay, who ranked among C-USA's top 10 rushers, last year. LeMay averaged 5.3 yards per carry and 66.5 yards per game. He had two rushing touchdowns and a pair of receiving TDs. He had two 150+-yard rushing games, including a career-best 178-yard outing at FIU.



LeMay is backed up by Aaron McAllister, who rushed for 157 yards and two TDs in a starting assignment at WKU. He averaged 5.1 yards per carry on 90 rushes and set a school record with an 89-yard rush.

Calvin Camp impressed in the 49ers spring game, racking up 131 rushing yards and Roderick Staton and spring signee Keshawn McGauch offer additional depth along with freshmen Terrick Smalls and Ishod Finger.

#### RECEIVER

This unit undergoes the greatest overhaul, what with the graduation of starters Trent Bostick and TL Ford and reserve Uriah LeMay. Top receiver Mark Quattlebaum and 2016 starter Workpeh Kofa return and will be joined by a standout class of



#GOLDSTANDARD

#ROCKSOLID

#GOLDSTANDARD

#ROCKSOLID

newcomers that includes RS-freshmen Victor Tucker, Cameron Bent and Cameron Dollar, true freshman Rico Arnold, and junior college transfer Tyler Ringwood.

Quattlebaum topped the 49ers with 31 catches from the slot, for 343 yards and one touchdown. He posted career highs with 94 yards vs. Middle Tennessee and 91 yards vs. Georgia State and had 52-yard receptions in both. Kofa was second to Quattlebaum with 25 catches and matched him with 343 yards, including his first 100-yard game: 110 vs. NC A&T. Tucker emerged in the spring as a viable contender for a starting slot and gave a peek into his potential with a diving catch in the annual Spring Game. Bent, who may be the fastest 49er, Dollar, who once caught seven TD passes in a half in high school, true frosh Arnold and Erie C.C. transfer Ringwood all figure to make an impact in 2018.

The 49ers have several other options, including returners Cade Barnhill, Zach Gemmell, Angel Marrero, Chris Tomberlin and converted QB Joe Thompson along with true freshmen Wesley Bullard, Justin Jeffery and Chris Wiggins.

## TIGHT END

The 49ers have high expectations for the tight end position, starting with seniors RJ Tyler and Chris Phillips. Tyler is the returning starter who was fourth on the team with 17 catches for 142 yards and one touchdown. Phillips got plenty of experience, playing in all 12 games with three catches for 26 yards.

Returning sophomore Ryan Carriere will be joined by first-year 49er Moss Saccomanno, also a sophomore. Ryan Eachus is back after battling injury in 2017 while signee Jacob Hunt completes the room.



Senior RJ Tyler

## DEFENSIVE OUTLOOK

### Returning Starters: 9\*

**DL Tyler Fain**

**DL Tommy Doctor**

**DE Tyriq Harris**

**LB Juwan Foggie**

**LB JEFF GEMMELL**

**CB Robert Cheatem**

**CB Quinton Jordan**

**S Ed Rolle**

**S Ben Deluca**

\* A possible 10th returning starter, LB Anthony Butler started the last five games following Karrington King's season-ending injury in Game #7.

### D-LINE

With Charlotte moving, predominantly, to a 4-3, the D-Line will take on a new look with plenty of familiar faces.

On the interior, look for returning starters Tyler Fain and Tommy Doctor to be joined in battle by emerging star Timmy Horne, Johnny Ray and transfer Dantrell Barkley.

On the outside, returners Tyriq Harris and Alex Highsmith lead an aggressive unit that includes Michael Holmes, Antoine Shaw and converted tight end Ben Jacques.

Fain started all 12 games at defensive tackle with 28 tackles while Doctor made nine starts with 26 tackles, his first career TFL and five QB hurries. Horne made two starts but came up with 3.0 TFL among his 19 tackles and added two QB hurries. RS-sophomore Ray and local product Barkley, a transfer from Independence C.C., will figure into the rotation. Junior Julian Wheaton, sophomore Nick Martin and red-shirt freshmen Timothy Baten and Ernest King fill out the room that includes true freshman Bryan Wallace.

On the end, Harris filled the stat sheet with 47 tackles, 4.5 TFL, 1.5 sacks, two QB hurries and a forced fumble. The two-year starter is a workhorse on the wing while Highsmith, who had 33 tackles, 5.0 TFL, 2.0 sacks and a team-high seven QB hurries can cause havoc in the backfield.



Holmes, a junior, has been a regular in the rotation and had 13 tackles (0.5 TFL) and three QB hurries. Red-shirt freshman Shaw and Jacques, who played tight end, last year will both get their first action at defensive end, as will junior Isaiah Harris. True freshmen Damon Weldon, Emmanuel



Junior Alex Highsmith



## #GOLDSTANDARD

## #ROCKSOLID

## #GOLDSTANDARD

## #ROCKSOLID

White and Taylor Chandler give the 49ers added depth.

### LINEBACKER

The 49ers linebacking corps returns, basically, intact, with leading tackler Jeff Gemmell, returning starter Juwan Foggie and Anthony Butler, who started the last five games, all back. The three were among the 49ers top four tacklers in 2017.



**Junior Anthony Butler**

Gemmell put up a team-high 106 tackles to rank fifth in C-USA and added a team-best 7.5 TFL, a sack and four QB hurries. Foggie was third on the team with 74 tackles, had 5.5 TFL, five pass breakups, four QB hurries and an interception and fumble recovery. Butler, who moved into the starting lineup in place of the injured Karrington King, was fourth on the 49ers with 72 tackles while adding 6.5 TFL, 2.0 sacks and a pair of PBU and QBh.

Depth comes from the likes of junior Darius Irvin, sophomore Will Graham, spring signee Luke Martin and true freshman BJ Turner. Other options include Cody Bartum, George Maya, Javonte Misenheimer, Henry Segura, and true freshmen Marquees Watts and Dillon Overholt.

### DEFENSIVE BACKS

The 49ers secondary has produced three professionals in five short years: Desmond Cooper (Wroclaw Panthers, Poland), Brandon Dozier (Montreal Alouettes, CFL) and Anthony Covington (Toronto Argonauts, CFL).

Given the experience of this group -- more are sure to follow. Two-year starting

safeties Ben DeLuca and **ED ROLLE** are back along with a quartet defensive backs who all started four or more games, including cornerbacks Robert Cheatem, Denzel Irvin and Quinton Jordan and fellow safety Marquavis Gibbs, who started at cornerback in 2017.

DeLuca was second on the team with 102 tackles and led the NCAA with five forced fumbles while collecting three fumble recoveries. Rolle had both an INT and fumble recovery and has picked off four passes in the last two years.

Jordan started five of the last six games and finished the year with 53 tackles, 3.0 TFL, and five pass breakups. Fellow senior Denzel Irvin has made six starts in the last two seasons. Gibbs, a junior, started the first five games in his first year with the 49ers while Cheatem started the last six as a red-shirt freshman.

Junior newcomer DJ Anderson, a CB from Lackawanna College, AJ McDonald, who started eight games at safety in 2016, and senior S Alex Duncan, who missed last season with injury will give the 49ers more experienced depth to lean on in the secondary. Returners include CBs Christian Haynes, Nafees Lyon, and Keshawn Woods and safeties Jacione Fugate and JT Starr. Red-shirt freshman Ben Bowbliss and newcomer Matt Martinez get their start at safety while freshmen Jonnie Pittman and Lance McMillan join the cornerbacks.

### SPECIAL TEAMS

Charlotte saw its all-time leading punter Arthur Hart and all-time leading kick returner Chris Montgomery graduate, last year. In addition, the 49ers opened up competition in the kicking game after connecting on just 4-of-13 field goal attempts.

Jonathan Cruz, a true freshman from Cartersville, Ga., enjoyed an outstanding high school career and could take over place-kicking duties. Freshman John Brosnahan, who joined the team in the spring will battle for the punting role along with returning kickers Kyle Corbett and Jackson Vansickle and newcomer Trey Smelcer. Corbett, Vansickle, and Andrew Favaro will



continue to push for kicking duties.

Charlotte returns starting longsnapper Brian McDonough as well as back up Jack Wellenhofer.

In the return game, the likes of speedy wideouts Mark Quattlebaum and Cameron Bent and running backs Aaron McAllister and Calvin Camp will be in the hunt.

### THE SCHEDULE

The 49ers open 2018 with three home games: Sept. 1 vs. Fordham, Sept. 8 vs. Appalachian State and the Sept. 15 C-USA opener vs. Old Dominion. After a non-conference road game at UMass and the first C-USA road game at UAB, the 49ers get a bye in week 6. Charlotte will host WKU after the bye, travel to Middle Tennessee and host Southern Miss to close out October. The 49ers play at the SEC's Tennessee, Nov. 3, to open a season-ending stretch in which they play three of four games on the road. A Nov. 17 home game with FIU is sandwiched between road games at Marshall and Florida Atlantic.



#GOLDSTANDARD

#ROCKS

#GOLDSTANDARD

#ROCKSOLID

## NINER NUGGETS

\*\* Head coach Brad Lambert promoted longtime assistant James Adams to Assistant Head Coach in the spring. Adams, who oversees safeties, was one of Lambert's original hires when he was named head coach in 2012.

\*\* Five new names dot the 49ers coaching staff, including coordinators Montgomery and Spencer, co-Defensive Coordinator/Cornerbacks coach Chip West, Run Game Coordinator/Offensive Line coach Chris Scelfo and Defensive Line coach Brad Queen, who was a defensive line assistant with the 49ers, last year.

\*\* Charlotte has over 50 players from North Carolina, including nearly 30 from the greater Charlotte area. Impact players from the Charlotte area include several returning starters: WR Workpeh Kofa (Charlotte, N.C./Independence), LB Anthony Butler (Charlotte, N.C./Vance), QB Hasaan Klugh (Concord, N.C./Central Cabarrus), RB Benny LeMay (Matthews, N.C./Butler), OL Chris Brown (Charlotte, N.C./Vance).

\*\* Charlotte returns four players that earned all-Conference USA Honorable Mention honors, last year: senior OL Nate Davis; senior LB Juwan Foggie, junior LB Jeff Gemmell and junior DB Ben DeLuca.

\*\* Senior Juwan Foggie, who converted from wide receiver to linebacker, last year was named second-team all-Conference USA by Pro Football Focus. Foggie was third on the team with 74 tackles and added 5.5 TFL, 4 QBh and was second on the team with two takeways (INT at FIU; FR at EMU).

\*\* The 49ers offensive line returns four starters, who combine for 119 career games and 71 career starts.

\*\* Leading tackler LB Jeff Gemmell (106) and DB Ben DeLuca (102) became the second and third 49ers to surpass 100 tackles in a season. Gemmell finished the year just two tackles shy of the 49ers single-season record. He set a school-record with double-digit tackles in six games, including each of the last five.

\*\* DeLuca (4th, 9.3/gm) and Gemmell (5th 8.8/gm) both ranked in the top five in C-USA in tackles. DeLuca ranked 2nd in tackles in C-USA games (10.9) while Gemmell was 6th (9.6).

\*\* Redshirt sophomore Tyriq Harris, who was a 2016 C-USA all-Freshman selection and a 2017 C-USA all-Academic team choice, is seven tackles shy of 100 in his career. Harris, a 3.61 Biology major, had 47 tackles, 4.5 TFL and 1.5 sacks in 2017.

\*\* Keep an eye on emerging star Alex Highsmith, a Jr. DE who had 22 tackles, 5.0 TFL, 2.0 sacks and 6 QBh over his last 5 games in 2017. He had career-highs of 8 tackles and 4.0 TFL vs.



*DB Ben DeLuca, a former Freshman all-America, became the first 49er to lead the nation in a statistical category when he recorded a school-record 5 forced fumbles (0.45/gm). He tied the school-record with three fumbles recovered.*

*In his two-year career, DeLuca ranks 1st for the 49ers in forced fumbles (6) and second in fumbles recovered (4).*

WKU and tied the school-record with 4 QBh vs. Middle Tennessee.

\*\* Five 49ers that had 10 or more tackles in a game, last season, return: Jeff Gemmell (6), Ben DeLuca (5), Anthony Butler (2), Juwan Foggie (1), and Quinton Jordan (1).

\*\* QB Hasaan Klugh surpassed 1,000 passing yards each of the last two years, and had a career-high 258 passing yards vs. Middle Tennessee in 2017. He accounted for 19 of the 49ers 23 TDs (9 rushing; 10 passing).

\*\* Klugh led the 49ers with three of the 49ers FBS-record six 100-yard rushing performances. RB Benny LeMay (2) and Aaron McAllister (1).

\*\* RB Benny LeMay had a career-high 178 rushing yards at FIU, the third-most by a 49er against an FBS opponent. LeMay, who ranked 9th in C-USA in rushing, is 4th all-time for the 49ers with 907 career rushing yards (93 shy of 1,000).

\*\* WR Mark Quattlebaum led the 49ers with 31 catches and 343 receiving yards while WR Workpeh Kofa had his first career 100-yard performance (110 yards vs. NC A&T). Kofa ranks 4th all-time with 849 receiving yards (151 shy of 1,000).

\*\* RB Aaron McAllister posted the 49ers all-time longest run from scrimmage: 89-yard TD at WKU. His career-best 157 yards at WKU are the fifth-most by a 49er against a C-USA foe.

## TEAM INFORMATION

2017 Overall .....	1-11
Home .....	1-5
Road .....	0-6
Conference USA .....	1-7
Letterwinners R/L.....	52/14
Offensive Starters R/L .....	8/3
Defensive Starters R/L: .....	9/2

## FOOTBALL HISTORY

First year .....	2013
Overall Record.....	17-41

## MEDIA RELATIONS

Director .....	Thomas E. Whitestone
Phone.....	(704) 687-1022
Cell .....	(980) 253-4951
Home .....	(704) 455-9636
Email .....	tewhites@unccl.edu
Assoc. SID .....	Brent Stastny
Phone.....	(704) 687-1021
Email .....	bmstastn@unccl.edu
Ass't SID .....	Travis Woods
Phone.....	704/687-1838
Email .....	travis.woods@unccl.edu
Ass't SID .....	Sean Fox
Phone.....	(704) 687-1023
Email .....	sean.fox@unccl.edu
Fax .....	(704) 687-4918
Press Row .....	(704) 687-8036
Website.....	www.charlotte49ers.com
Twitter .....	@charlotte49ers
.....	@Charlotte49erFB

## PRONUNCIATION GUIDE:

Jalen Allen:	JAY-lin Allen
Tim Baten:	Tim BAY-tin
Ben Bowlbliss:	Ben BOE-bliss
John Brosnahan:	John Broz-na-han
Ryan Carriere:	Ryan Carrier
Ben Duyck:	Ben Dike
Ryan Eachus:	Ryan EACH-us
Tyler Fain:	Tyler FANE
Andrew Favaro:	Andrew FAY-vuh-row
Ishod Finer:	EYE-shod Finger
Juwan Foggie:	Jah-WAHN Foggy
David Foust:	David FOWST
Jacione Fugate:	Jay-CEE-On Few-GATE
Marquavis Gibbs:	Mar-QUAY-vus GIBBS
Jeff Gemmell:	Jeff GHEM-mull
Zack Gemmell:	Zack GHEM-mull
Malik Harkness:	Mah-LEEK HARK-Ness
Tyriq Harris:	Tie-REEK Harris
Ben Jacques:	Ben JAX
Hasaan Klugh:	Huh-SAHN CLUE
Workpeh Kofa:	WAR-pay KOE-fuh
Nafees Lyon:	Nuh-FEECE Lion
Angel Marrero:	Angel Muh-RARE-oh
Javonte Misenheimer:	Juh-VON-tay MY-zen-high-mer
Dejan Rasuo:	Day-YAN Rah-Sue-Oh
Ed Rolle:	Ed Roll
Moss Saccomanno:	Moss SOCK-oh-mon-oh
Henry Segura:	Henry Seh-GOO-Ruh
Evan Shirreffs:	Evan Sheriffs
Roderick Staton:	Roderick STAY-ton
Markees Watts:	Mar-KEYSE Watts
Dalton Widner:	Dalton WIDE-ner

## Staff:

Ulrick Edmonds:	Yul-Rick Edmonds
Chris Scelfo:	Chris SELL-foe
AJ Lukjanczuk:	AJ Look-JAN-Sick



# 2018 FOOTBALL STAFF

## COACHING STAFF



**BRAD LAMBERT**  
Head Coach



**JAMES ADAMS**  
Assistant Head Coach  
Safeties



**ULRICK EDMONDS**  
Defensive Ends  
Recruiting Coordinator



**KEITH HENRY**  
Running Backs



**SHANE MONTGOMERY**  
Offensive Coordinator  
Quarterbacks



**BRAD QUEEN**  
Defensive Tackles



**JOHNSON RICHARDSON**  
Tight Ends



**CHRIS SCELFO**  
Run-Game Coordinator  
Offensive Line



**CHARLIE SKALASKI**  
Special Teams  
Coordinator/Receivers



**GLENN SPENCER**  
Defensive Coordinator  
Linebackers



**CHIP WEST**  
co-Defensive coordinator  
Cornerbacks



**JIM DURNING**  
Strength &  
Conditioning

## GRADUATE ASSISTANTS



**BROOKS BARDEN**



**DEAN GARZA**



**NICK SEWAK**



**WESTON SMITH**



**TREVOR LAMBERT**  
Director of Operations



**KEVIN DONNALLEY**  
Student-Athlete  
Development

## OPERATIONS

## SUPPORT STAFF



**CHRIS THOMASSON**  
Sr. Assoc. AD/Football



**AJ LUKJANCZUK**  
Athletic Trainer



**DEMETRIOUS GIBSON**  
Equipment Manager



**BEN GROBE**  
Team Video  
Coordinator

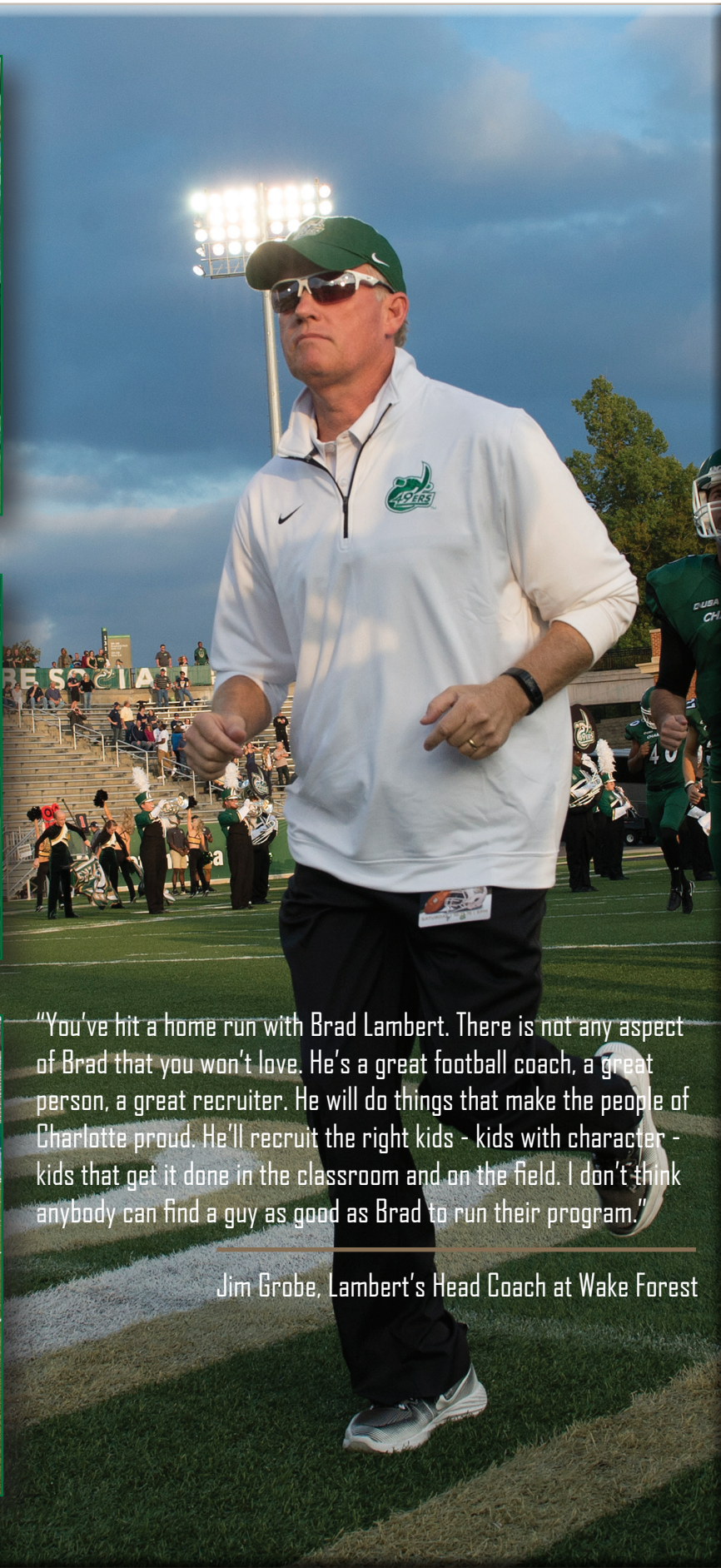


**SCOTTY BRASWELL**  
Special Teams Analyst



**LISA HIBBS**  
Director of Athletic  
Academic Center





"You've hit a home run with Brad Lambert. There is not any aspect of Brad that you won't love. He's a great football coach, a great person, a great recruiter. He will do things that make the people of Charlotte proud. He'll recruit the right kids - kids with character - kids that get it done in the classroom and on the field. I don't think anybody can find a guy as good as Brad to run their program."

Jim Grobe, Lambert's Head Coach at Wake Forest



## THE COACHING STAFF







# BRAD LAMBERT



**HEAD COACH**  
6th Season/ 8th Year  
(Kansas State, 1987)

In 2011, Brad Lambert took on the responsibility of building the 49ers up-start football program from scratch. Now in his eighth overall season as the program's architect, Lambert leads the 49ers into their sixth season of competition and fourth season at the FBS level.

The 49ers played for two years (2013; 2014) as an FCS Independent before making their debut in the FBS as a member of Conference USA in 2015.

Along the way, Lambert has overseen a string of firsts, including a win in the 49ers' first-ever game, a win in the 49ers' first-ever FBS game, the program's first C-USA wins and the first 49ers player to be drafted by and start in the NFL.

In 2017, as Charlotte's First Class graduated to become pro prospects, the 49ers faced its first season without its foundational class. The 49ers posted their first C-USA home win, a 25-24 OT victory vs. UAB in which the 49ers converted a two-point conversion with the game on the line. Seven 49ers were named Honorable Mention all-Conference USA while Karrington King became the program's all-time leading tackler despite cutting his senior season short with an injury in game 7 at WKU.

Meanwhile, four-year starting defensive lineman Larry Ogunjobi was selected with the first pick of the third round (65th overall) by the Cleveland Browns in the 2017 NFL Draft. Ogunjobi played in 14 games making one start for the Browns. Fellow defensive lineman Brandon Banks played with the Washington Redskins in his first NFL game and receiver Austin Duke served on the Carolina Panthers practice squad. Like Banks and Duke, Kalif Phillips (Green Bay Packers) also signed with the NFL as an undrafted free agent.



Head coach Brad Lambert leads the team's Niner Walk on Game Day.

In 2016, Charlotte doubled its win total from its FBS debut with a 4-8 mark while producing a 3-5 record in Conference USA to finish fifth of seven teams in the East Division and eighth of 13 teams, overall. Ogunjobi became the first 49er to earn first team all-Conference USA honors before becoming the first 49er selected in the NFL Draft.

"He's been a great representative of our university and continues to elevate our program," Lambert said of Ogunjobi. "He worked extremely hard in pursuit of his goals and I know he'll continue to work extremely hard at the next level. We could not be prouder of all that he has achieved and the type of player and person he has become."

During the 2016 season, the 49ers picked up the program's first three C-USA victories, all on the road, with wins at Florida Atlantic, Marshall and Southern Miss. The 28-23 win at FAU was the program's first league victory.



**BRAD LAMBERT FILE:**

Born: Jan. 14, 1965

Birth Place: Hoxie, Kansas

Alma Mater: Kansas State, 1984-87  
(Business Finance)

2nd team all-Big Eight, 1984  
Academic all-Big Eight, 84-86

Family: Wife, Angie

Daughter, Lucy

Sons, Layne and Beau

**COACHING HISTORY:**
**Charlotte, 2011-17**

2013: 5-6; Inaugural Season

2014: 5-6

2015: 2-10, 0-8; Inaugural FBS/C-USA

2016: 4-8; 3-5; First C-USA wins

2017: 1-11; 1-7; First C-USA home win

**Wake Forest, 2001-10**

(Head coach: Jim Grobe)

61-60; 2006 ACC Champions

2002 Seattle Bowl

2006 Orange Bowl

2007 Meineke Car Care Bowl

2008 EagleBank Bowl

2008-10: Defensive Coordinator

2009-10: Secondary

2008-09: Linebackers

2001-09: Linebackers; Special Teams

**Georgia, 1996-2000**

(Head coach: Jim Donnan)

40-19, 4 straight bowl wins

1997 Outback Bowl

1998 Peach Bowl

1999 Outback Bowl

2000 Oahu Bowl

2000: Secondary

1998-99: Linebackers

1996-98: Special Teams Coordinator

1996-98: Defensive Ends

**Marshall, 1990-95**

(Head coach: Jim Donnan)

64-21, 1992 National Champs

1991 National Title Game

1992 National Champs

1993 National Title Game

1994 National Semifinals

1995 National Title Game

1991-95: Secondary

1990: Defensive Ends

**Oklahoma, 1988-89**

1988-89, Graduate Assistant

With back-to-back wins at Marshall and Southern Miss, the 49ers became the first team in league history to defeat both traditional powers on the road in the same season.

While Ogunjobi took home first-team all-C-USA honors, seven 49ers earned honorable mention and two were named to the league's all-Freshman team. Freshman defensive back Ben DeLuca was named Freshman all-America by Pro Football Focus to become the first 49er so honored.



In 2015, the 49ers made the leap to the FBS and picked up a victory in the program's first-ever FBS game by toppling bowl-bound Georgia State, 23-20, in Atlanta's Georgia Dome. The 49ers would finish the season with a 2-10 record with defensive lineman Larry Ogunjobi and running back Kalif Phillips becoming the first 49ers to earn all-Conference USA honors by taking home second-team awards.

Hired Mar. 1, 2011, the 20-year coaching veteran was charged with building the start-up program, recruiting its first players, helping design the stadium layout and infrastructure, hiring the staff and assembling legions of fans.

On April 28, 2011, Lambert officially broke ground on the 49ers stadium, not with a shovel but a front-end loader before a crowd of over 3,000 fans. In February of 2012, the program's first recruiting class was announced and in August of 2012, the first players started workouts for what would be a red-shirt season. In April of 2013, the 49ers staged their first Spring Game and on August 31, 2013, the program burst out of the tunnel for its inaugural game.



*The 49ers celebrate the program's first Conference USA victory at Florida Atlantic.*



#GOLDSTANDARD

#ROCKSOLID

#GOLDSTANDARD

#ROCKSOLID



Head coach Brad Lambert spent two seasons building the program before hitting the sidelines in 2013.

The 49ers would win that first game, 52-7, against Campbell and go on to a 5-6 record. Along the way, the 49ers picked up their first-ever FCS Top 25 win with a dramatic come-from-behind 53-51 victory over #24 Gardner-Webb. Trailing by 21 points in the fourth quarter, Charlotte scored 29 straight points to take the lead and stopped the Bulldogs two-point conversion in the final minute to secure the win.

The first season included four games against FCS top 25 opponents.

Charlotte picked up its first FCS road win at Presbyterian, put up over 500 yards of total offense at #3 Coastal Carolina and closed the season with a record-setting 61-17 victory at Morehead State.

Season Two was highlighted by an explosive offense that featured the program's first-ever 1,000-yard rusher and receiver. Running back Kalif Phillips rushed for 1441 yards and 20 touchdowns and slot receiver Austin Duke had 1373 receiving yards and 10 touchdowns. The 49ers again finished 5-6, but from a competitive level, five losses were by one possession and two came in overtime. Against competition similar to the inaugural season, including eight common opponents, Charlotte enjoyed a +37 scoring differential as opposed to a -17 differential in the first season.

In the spring of 2015, offensive lineman Daniel Blich (Carolina Panthers) and defensive back Desmond Cooper (Jacksonville Jaguars) were invited to the NFL rookie minicamps – becoming the first 49ers to get an invite to an NFL camp. Cooper became the first 49er to sign an NFL contract, when Jacksonville signed him after the two-day camp. Cooper would stay with the team through the preseason and saw action in

2015 pre-season games.

A 10-year assistant at Wake Forest, who also had successful stints at

Georgia, Marshall and Oklahoma, Lambert was announced as head coach by university Chancellor Dr. Philip Dubois and 49ers Director of Athletics Judy Rose in a press conference in the university's Barnhardt Student Activity Center, Mar. 1, 2011.

"Brad is, first and foremost, a man of integrity," Dubois said. "Not counting his playing days, he has more than 23 years of experience in four excellent Division I programs. He has experienced post-season and bowl success. He knows what success looks like. He also understands the importance of

patience and resilience required to build a new program."

"I have absolutely no doubt that we got the right fit for Charlotte," Rose added. "I know after spending as much time with Brad as I have, that he's a builder. He makes players better -- and I see him doing the same thing in building our program at Charlotte. He's obviously a relationship person, which I value very strongly. Look at the people that he has coached that have made

special plans and flown in to be here today to help celebrate with Brad and his family. To me that speaks volumes."

Over his 23-year career prior to coming to Charlotte, Lambert won an NCAA National Championship and an Atlantic Coast Conference title, went to eight bowl games and four NCAA National Championship games and enjoyed a winning pct. of over 62 percent.

"The biggest thing was once I got involved in the process, I saw the vision and commitment and the excitement that there is here for football. Football is really important to this university and that's exciting for me and my family. I am humbled as well that we've been entrusted to lead this team," Lambert said. "I would like to thank Chancellor Du-



Brad Lambert signed up to make history with the 49ers, Mar. 1, 2011.





Head coach Brad Lambert and former players Aaron Curry, Stanley Arnoux, Antonio Wilson, Will Witherspoon, Dominique Midget, Alphonso Smith and Riley Skinner at press conference announcing Lambert as head coach.

bois and Judy Rose for the opportunity.”

Lambert served as Defensive Coordinator for the Demon Deacons for three years prior to joining the 49ers. He was Linebackers Coach and Special Teams Coach at Wake Forest from 2001-2009. He served as secondary, linebackers, special teams and defensive ends coach while at Georgia and as secondary and defensive ends coach at Marshall. He began his coaching career as graduate assistant at Oklahoma.

In his 10 years under Jim Grobe at Wake Forest, he was an integral part of the Deacons most successful football era. He was the Linebackers Coach on Wake Forest’s 2006 ACC Champion team and was a part of four Bowl Game appearances, including three straight from 2006-2008. In 2008, he coached Butkus Award winner Aaron Curry, as the Deacons advanced to their third straight bowl: the 2008 Eagle-Bank Bowl.



Head coach Brad Lambert with his wife, Angie, daughter Lucy and sons, Beau and Layne.

## 49ERS IN THE NFL



### 2018

#### NFL Roster:

Larry Ogunjobi, Cleveland Browns  
Austin Duke, Carolina Panthers

#### Mini-Camp Invites:

Kalif Phillips, Carolina Panthers

### 2017

#### NFL Game Action:

Larry Ogunjobi, Cleveland Browns  
Brandon Banks, Washington Redskins

#### NFL Draft Pick:

Larry Ogunjobi  
Cleveland Browns, 3rd round

#### Signed Undrafted Free Agents

Brandon Banks, Washington Redskins  
Austin Duke, Carolina Panthers  
Kalif Phillips, Green Bay Packers

#### Mini-Camp Invites:

Jamal Covington, Kansas City Chiefs  
Kedrick Davis, Detroit Lions

### 2016

#### Mini-Camp Invites:

Branden Dozier, Pittsburgh Steelers

### 2015

#### Signed Contract:

Desmond Cooper, Jacksonville Jaguars

#### Mini-Camp Invites

Daniel Blitch, Carolina Panthers  
Desmond Cooper, Jacksonville Jaguars

## 49ERS IN THE PROS

Larry Ogunjobi, Cleveland Browns (NFL)  
Brandon Banks, Washington Redskins (NFL)  
Austin Duke, Carolina Panthers (NFL)  
Branden Dozier, Montreal Alouettes (CFL)  
Anthony Covington, Toronto Argonauts (CFL)  
Desmond Cooper, Wroclaw Panthers (Poland)  
Desmond Cooper, Sollerod Gold Diggers (Denmark)  
Casey Perry, Colorado Crush (Indoor FB League)  
James Middleton, Maine Mammoths (NAL)





**#GOLDSTANDARD**
**#ROCKSOLID**
**#GOLDSTANDARD**
**#ROCKSOLID**

“Character, integrity, toughness. That’s how we did it under coach Grobe and that’s how we will do it here. We’re going to be a tough football team that’s really disciplined,” Lambert added.



*Stand-up comedian Gabriel Iglesias, a.k.a. Fluffy, visited Jerry Richardson Stadium to film a segment of FUSE Network’s “Fluffy Breaks Even”.*

The Deacons had five winning seasons during Lambert’s tenure, including the 11-3 ACC Championship and Orange Bowl team in 2006 and the 9-4 squad that advanced to the 2007 Meineke Car Care Bowl. In 2008, Lambert’s first as Defensive Coordinator, the Deacons went 8-5 to cap a three-year run in which Wake Forest put together an overall 28-12 record and a 15-9 mark in the ACC while earning bids to the three straight bowl games. Over the course of his 10-year run at Wake Forest, Lambert helped the Deacons to a 61-60 record.

“He has a balance in what his expectations are,” Rose added. “He wants to put a talented team on the field and he expects to graduate his players -- he expects excellence both on the field and in the classroom. He has those qualities we are looking for: patience, vision, a great work ethic. In addition, he knows this area extremely well and has recruited this region of the country heavily during his career.”

Prior to joining Wake Forest’s staff, Lambert coached for 11 years with Jim Donnan at both Marshall (1990-95) and Georgia (1996-2000). He got his start as a Graduate Assistant at Oklahoma.

“I’ve been fortunate to have been around outstanding coaches who have had a huge impact on my career. I owe a lot to them and wouldn’t be where I am without their support and the opportunities they gave me,” Lambert added.

At Georgia, Lambert helped the Bulldogs to a 40-19 record that included four straight bowl wins: 1997 Outback Bowl, 1998 Peach Bowl, 1999 Outback Bowl and 2000 Oahu Bowl. At Marshall, he was a part of the Thundering Herd’s 1992 NCAA Division I-AA National Championship. In fact, as an assistant coach at Marshall, Lambert helped the Herd to the national title game in four of his six years and to a semifinal appearance in a fifth.

During his coaching career, Lambert has overseen the development of players such as Ogunjobi, Curry, Will Witherspoon, Stanley Arnoux and Alphonso Smith. He also coached both Champ Bailey and Hines Ward while serving as Special Teams Coordinator at Georgia.

A 1987 graduate of Kansas State, Lambert was a four-year letterwinner who earned second-team all-Big Eight honors as a Defensive Back in 1984. He was an Academic all-Big Eight choice from 1984-86.

Lambert and his wife, Angie, have three children: a daughter, Lucy, and sons Layne and Beau.

## Talking About Brad Lambert:

### Jim Grobe, Head Coach at Wake Forest:

“You’ve hit a home run with Brad Lambert. There is not any aspect of Brad that you won’t love. He’s a great football coach, a great person, a great recruiter. He’s all of those things. He was part of our ACC Championship team and Bowl wins -- some of the most exciting times at Wake Forest. He will do things that make the people of Charlotte proud. He’ll recruit the right kids - kids with character. Kids that get it done in the classroom and on the field. I don’t think anybody can find a guy as good as Brad to run their program. He’s a brilliant guy when it comes to X’s and O’s but beyond that his commitment to the team has been outstanding. He’s just one of those guys who gets it. He really sees the team concept. Brad’s a guy who pats them on the back but if they’re not doing what they need to do, he has no problem straightening them out. For me, he is very demanding. He’s committed to discipline and hard work. Players will love to play for him but at the same time he will demand the best out of them. That’s what you get in Brad Lambert.”

### Aaron Curry, 2008 Butkus Award winner:

“Coach Lambert changed my life as a football player and as a human being. He taught me responsibility, discipline and maturity which I think ultimately helped me progress and become an NFL Football player. I’ve always been thankful for coach Lambert and actually been thankful for God putting coach Lambert in my life. I know he’s going to affect the lives of any young man that’s willing to grow as a person.”

### Jim Donnan,

#### Head Coach at Georgia and Marshall:

“I’ve been involved with him in coaching for a long time. He’s got all the ingredients. He’s a good family man. Well-organized. He really cares about his players. I couldn’t be more excited for him. He’s always been a guy who relates well to players. He works his schemes around what his players can do. He knows the territory. I’ve always looked at Charlotte as a sleeping giant for a football program. He has an established name base there and throughout the south. He knows the places to go to get players. He’s very competitive. He’s got the personality to be a head coach. I’ve felt all along that he’d be one of those guys.”





# JAMES ADAMS



**Assistant Head Coach  
Safeties Coach  
6th Season  
(Wake Forest, 2006)**

One of head coach Brad Lambert's original hires in 2011, James Adams was promoted to Assistant Head Coach during the spring of 2018. He will specialize as the safeties coach after serving as defensive backs coach for the 49ers first five seasons.

Adams has coached several of the 49ers top prospects including current professionals Desmond Cooper (Wroclaw Panthers, Poland), Branden Dozier (Montreal Alouettes, CFL) and Anthony Covington (Toronto Argonauts, CFL).

In 2017, safety Ben DeLuca led the NCAA with five forced fumbles. In 2016, the secondary included DeLuca, who was named Freshman all-America (Pro Football Focus) and senior Kedrick Davis, who earned an invite to the Detroit Lions' mini-camp. Charlotte led Conference USA with 16 interceptions that helped the 49ers rank second in turnover margin (+8).

In 2015, Adams oversaw a secondary that ranked fourth in C-USA in pass defense in the program's first season at the FBS level. Charlotte ranked 25th in the FCS with 15 interceptions during the 49ers inaugural season of 2013. Charlotte added another 13 INT's in 2014. In 2015, Charlotte had 10 picks, led by CB Terrance Winchester who tied for first in C-USA with 4 INTs.

In 2015, 49ers safety Desmond Cooper became the first 49er to sign an NFL contract when he signed with the Jacksonville Jaguars. In 2016, safety Branden Dozier was invited to the Pittsburgh Steelers mini-camp.

Adams was a Defensive Assistant Coach for Mike Ayers at Wofford in 2010, serving primarily as Cornerbacks Coach and with special teams. Wofford owned the Southern Conference's top defense in 2010, ranking first in total defense and passing defense.

Prior to Wofford, Adams worked alongside Lambert at Wake Forest as Recruiting Assistant in 2008 and Offensive Graduate Assistant in 2009.

A former Wake Forest LB whose career was cut short by a knee injury, Adams graduated in 2006. A Durham native, Adams attended Northern Durham High.



"Very high character," Lambert said of his hiring. "He's everything we want in our program in how we want our players treated and coached. He's a very knowledgeable football coach. He's such a high-character guy - everything we're looking for."

Adams and his wife, Tori, live in Charlotte with their two children: Londyn and Royce.



## JAMES ADAMS FILE:

Position: Secondary coach

Born: June 29, 1984

Hometown: Durham, N.C.

(Northern Durham, H.S.)

Alma Mater: Wake Forest, 2006

(Sociology)

Family: Wife, Tori

Daughter: Londyn, Royce

## COACHING HISTORY:

**Charlotte, 2011-18**

2011-17: Secondary Coach

2013: 5-6; Inaugural Season

2014: 5-6

2015: 2-10, 0-8; Inaugural FBS Season

2016: 4-8; 3-5; First C-USA wins

## Wofford, 2010

2010: Cornerbacks Coach

2010: SoCon's top-ranked defense

## Wake Forest, 2008-09

2009: Offensive Graduate Assistant

2008: Recruiting Ass't Coordinator

2008 EagleBank Bowl

## PLAYING HISTORY:

Wake Forest University, 2002-05

Defensive Back/Linebacker





# SHANE MONTGOMERY



**Offensive Coordinator  
Quarterbacks Coach  
1st Season  
(NC State, 1990)**

Brad Lambert named Youngstown State Offensive Coordinator/Quarterbacks Coach Shane Montgomery to the same positions with the 49ers, Dec. 26, 2017. Montgomery has coached for over 20 years, including four years as head coach at Miami (Ohio), where he coached all-America and future Super Bowl champion quarterback Ben Roethlisberger. He also coached 2018 Pro Football Hall of Fame selection Terrell Owens.

“(Shane) has a wealth of experience as an offensive coordinator and also brings head coaching experience,” Lambert said. “He has called plays at the FBS and FCS levels and has always had a balanced offense. He can help us improve our passing efficiency. Another thing that is really attractive is that Shane played quarterback at NC State and brings that to the table. He’s a guy we targeted and we’re fired up to get him here.”

Montgomery spent eight seasons at Youngstown State, including the Penguins 2016 NCAA Division I National Runner-Up season. In his final three years, he served under YSU head coach Bo Pelini. During his eight-year tenure, from 2010-2017, he oversaw the top four offensive seasons in school history. In each year, the Penguins put up over 2000 passing yards and 2000 rushing yards.

“I’m excited to be joining the 49ers program,” said Montgomery. “I’ve known coach Lambert for over 25 years and I’m looking forward to helping him continue to build the program. It’s an up-and-coming program and it’s exciting to get in on the front end.”

This past year, the Penguins averaged 29.7 points and 411.1 yards with 2,447 rushing yards (222.5/gm) and 2,075 passing yards (188.6/gm). The Penguins ranked 20th in the FCS with a .619 completion pct. (146-of-236). The Penguins were second in the FCS in third-down conversions (.500; 70-140) and converted 80% of its red-zone trips (33-of-41).

In 2016, on its way to the National Championship game, YSU put 422.9 yards of total offense (2nd-most in school history) with 3,883 rushing yards (242.7 yards/gm) and 2,883 passing yards (180.2/gm).

Despite being plagued with injuries at the QB position, YSU won 18 games over the last two years while using four different starting quarterbacks.



## SHANE MONTGOMERY FILE:

Position: Running Backs Coach

Birth Place: Newark, Ohio

Alma Mater: NC State, 1990

(Business Management/Economics)

Wife: Sandy

Children: Tanner, Trent

## COACHING HISTORY:

**Charlotte, 2018**

**Youngstown State, 2010-17**

Offensive Coordinator  
Quarterbacks

**Akron, 2009**

Offensive Coordinator  
Tight Ends

**Miami (Ohio), 2001-08**

2001-04: Offensive Coordinator; QBs  
Two-time finalist Frank Broyles Award

2005-08: Head Coach

2004 Independence Bowl

2007 MAC Championship Game

**Chattanooga, 1993-2000**

Assistant Coach  
Quarterbacks  
Receivers  
co-Offensive Coordinator  
Recruiting Coordinator

**NC State, 1991-92,**

Graduate Assistant

## PLAYING HISTORY:

**NC State, 1986-89**

Quarterback

Three-year starter

1988 Peach Bowl Offensive MVP

1989 Copper Bowl Offensive MVP

Second-team all-ACC



In 2011, YSU set school records with 458.6 yards of total offense, 36.2 points per game and 27 touchdown passes. The Penguins were the lone FCS program to rush and pass for over 2,500 yards during the 11-game regular season. Youngstown State ranked third in passing efficiency nationally, was fourth in first downs per game, fifth in total offense per game, sixth in red-zone offense, 10th in rushing offense (231.1 yards per game) and 14th in third-down conversion percentage.

Montgomery spent eight years at Miami (Ohio). He was named head coach prior to the 2004 Independence Bowl and continued through the 2008 season, including a 2007 appearance in the Mid-American Conference (MAC) Championship Game. He was the RedHawks' offensive coordinator and quarterbacks coach from 2001-04, which covered Roethlisberger's three-year career from 2001-03 (school records with 10,828 passing yards, 854 completions and 84 passing TDs). During that time, Montgomery was a two-time finalist for the Frank Broyles' Award which is given to the nation's top assistant coach. In 2003, the RedHawks ranked second in the NCAA in total offense with 501.14 yards per game and notched MAC records with 7,016 yards of total offense and 74 touchdowns.

In 2009, he was offensive coordinator and tight ends coach at Akron.

Prior to joining Miami, Montgomery was an assistant coach at Chattanooga from 1993-2000. He began as quarterbacks coach but became the wide receivers coach, co-offensive coordinator and recruiting coordinator. During his time as offensive coordinator with the Mocs, he oversaw the development of NFL All-Pro receiver Terrell Owens.

The Mocs ranked fourth in the nation in passing (326.5) and 19th in total offense (452.91) in 1999 and second in passing (339.1) and eighth in total offense (453.55) in 2000 - his final two years, there.

"I've known Shane for long time," Lambert added.

"(When I was at Marshall), we competed against him when he had Terrell Owens. I've kept up with him over the years and watched how he's done."

Montgomery was standout at quarterback at NC State from 1986-89. He was a three-year starter who led the Wolfpack to the two straight bowl bids. He was named Offensive MVP of both the 1988 Peach Bowl and 1989 Copper Bowl. A second-team all-Atlantic Coast Conference selection, he still owns the NC State record for passing yards in a game with 535 vs. Duke in 1989. He graduated from NC State in 1990 with a degree in Business Management/Economics.

He played one season in the World League of American Football and served as a graduate assistant to Dick Sheridan at NC State in 1991 and 1992.

A native of Newark, Ohio, Montgomery and his wife, Sandy, have two sons, Tanner and Trent. Tanner is a catcher on the Youngstown State baseball team.







# GLENN SPENCER



**Defensive Coordinator  
Linebackers Coach  
1st Season  
(Georgia Tech, 1978)**

Charlotte 49ers head coach Brad Lambert announced the hiring of former Oklahoma State Defensive Coordinator Glenn Spencer to the same position, Tuesday, Feb. 13, 2018. Spencer has over 25 years of collegiate coaching experience, including 18 at the FBS level. He has been a part of 12 FBS Bowl Games.

Spencer served as the Cowboys' Defensive Coordinator for the last five of his 10 seasons at Oklahoma State. The Cowboys amassed a 96-34 record over those 10 years, won the 2011-12 Fiesta Bowl and made additional trips to New Year's Six Bowl Games in 2015-16 (Sugar Bowl), 2013-14 (Cotton Bowl) and 2009-10 (Cotton Bowl). The Cowboys enjoyed 10-win seasons in six of his last seven years and won six of their last eight bowl games.

"We're excited to bring Glenn into our program," said Lambert. "I've been impressed with the job he's done over the years. He's coached defense at a high level and has had a lot of success. He brings many years of experience along with an exciting, aggressive mentality to our program. From a recruiting standpoint, he's from Georgia and played and coached in Georgia and North Carolina. We're fortunate to have the opportunity to bring him on staff."

Hired as the Cowboys' defensive line coach in 2008, Spencer began coaching the linebackers in 2009. He coached linebackers for the remainder of his time in Stillwater, was named co-Defensive Coordinator in 2011 and took over the DC spot completely in 2013.

"I was very attracted to working for a quality man as well as a great football coach," Spencer said. "I've known Brad since my early days at West

Georgia and then at Georgia Tech and Duke while he was at Wake (Forest). I'm familiar with his work. I have deep roots in the southeast. This area, you are around a lot of talent that can get a program going in the right direction. What I enjoy about this game transcends more than tackling and getting off blocks. I enjoy being able to impact lives, to lead a room and lead a unit with the ultimate goal to win championships."

In Big 12 play, last year, the Cowboys ranked fourth in total defense, third in pass efficiency defense, fourth in rushing defense and third in opponents' third-down conversions. OSU led the Big 12 in interceptions and ranked third in sacks. In 2016, the Cowboys



## GLENN SPENCER FILE:

**Position:** Defensive Coordinator

**Hometown:** Douglasville, Ga.

**Alma Mater:** Georgia Tech, 1987  
(Management)

**Family:** Wife, Jeannine Edwards

**Children:** Luke & Abe

## COACHING HISTORY:

### Charlotte, 2018

### Oklahoma State, 2008-17

2013-2017: Defensive Coordinator

2011-2012: Co-Defensive Coordinator

2009-2017: Linebackers Coach

2008: Defensive Line Coach

### Duke, 2004-06

2004-2006: Ass't Head Coach/Linebackers

2004-2006: Defensive Backs Coach

2004: Recruiting Coordinator

### Georgia Tech, 2001-03

2002-2003: Defensive Line Coach

2001: Running Backs Coach

### West Georgia, 1990-2001

1998-2000: Head Coach

1997: Defensive Coordinator

1990-1996: Linebackers Coach

## PLAYING HISTORY:

Georgia Tech, 1982-85 - Defensive Tackle



were ranked 11th in the final national polls with Top 25 wins over Texas, West Virginia and Colorado. In his first year as Defensive Coordinator in 2013, he was a nominee for the Broyles Award given to the nation's top assistant. That season, the Cowboys ranked in the Top 25 nationally in scoring defense (19th) turnovers gained (5th) interceptions (3rd), red-zone defense (7th), pass efficiency defense (6th), tackles for loss (16th) and opponents' third-down conversion (7th). From 2010-2017, the Cowboys ranked second, nationally, in turnovers forced with 224 and OSU ranked in the nation's top 10 in turnovers forced in 2009, 2010, 2011, 2013, 2015. In 2017, the Cowboys led the Big 12 in interceptions.

Spencer was assistant head coach and recruiting coordinator at Duke from 2004-06 and coached the defensive backs and linebackers.

He coached at Georgia Tech from 2001-03 and was a head coach in his final three years at West Georgia. His coaching start came at West Georgia, where he was Linebackers Coach from 1990-97. He became Defensive Coordinator in 1997-98 and took over as head coach from 1998-2000. The Wolves went 28-7 with Spencer at the helm, including Gulf South Conference titles in 1998 and 2000. Spencer was named the NCAA Div. II Region Coach of the Year in 1998 and advanced to the NCAA Div. II Playoffs in both 1998 and 2000.

A native of Douglasville, Ga., he graduated from Georgia Tech in 1987 with a degree in Management. He was a four-year letterwinner as a defensive tackle from 1982-85. He has two children, Luke and Abe. He and his wife Jeannine Edwards Spencer, who worked as a reporter at ESPN/ABC, were married in 2013.

**GLENN SPENCER FILE:**
**Bowl Games:**

2001 Seattle Bowl  
2002 Silicon Valley Football Classic  
2008 Holiday Bowl  
2010 Cotton Bowl  
2010 Alamo Bowl  
2012 Fiesta Bowl  
2013 Heart of Dallas Bowl  
2014 Cotton Bowl  
2015 Cactus Bowl  
2016 Sugar Bowl  
2016 Alamo Bowl  
2017 Camping World Bowl







# ULRICK EDMONDS



**Recruiting Coordinator  
Defensive Ends Coach  
3rd Season  
(James Madison, 2001)**

Ulrick Edmonds was hired as the program's outside linebackers coach, March 1, 2016 and begins his third season with the 49ers. In 2018, Edmonds will oversee the defensive ends. In addition, Edmonds continues as Recruiting Coordinator, a role he took over at the end of the 2016 season.

In 2016, he coached starting OLB's Daquan Lucas and Tyriq Harris, who were both in the 49ers top eight in tackles. Harris was named to Conference USA's all-Freshman Team.

Prior to joining the 49ers, Edmonds served as the quality control director for NC State's football program for two years, 2014-15. He was also a long-time assistant at James Madison, his alma mater, and had a short stint as linebackers coach at Old Dominion.

"Coach Edmonds is the kind of man we want leading our young men," said Lambert of the hiring. "He's an experienced coach that's been around a lot of winning football. We're really excited he's decided to be a 49er."

He went to NC State from Old Dominion, where he served as linebackers coach for seven months, which included the spring 2014 season. He spent 10 years at James Madison from 2004-2013, where he worked in roles as tight ends coach, running backs coach and recruiting coordinator. He was part of the Dukes' staff during their 2004 FCS National Championship season and helped the Dukes to five playoff berths.

A four-year letterwinner, Edmonds was a defensive lineman for James Madison from 1997-2000 and began his coaching career as a defensive assistant, there, in 2001. He had 154 career tackles and 6.5 sacks and was twice named all-Atlantic 10. He had 62 tackles and three sacks on JMU's 1999 FCS Playoff team. Edmonds, originally from Blackstone, Va., was an All-State and First-Team All-Conference linebacker at Nottoway High School (Crewe, Va.).

He earned a bachelor's degree in psychology with a minor in criminal justice from JMU in 2001 and a master's of counseling psychology also from JMU. While pursuing his masters he served as an assistant in JMU's Judicial Affairs office and in its admissions office.

Edmonds and his wife, Lindsay, have two daughters, Nylah and Halyn. Lindsay is an assistant coach for the NC State women's basketball program.



## ULRICK EDMONDS FILE:

Position: Outside Linebackers Coach

Born: Oct. 16, 1979

Birth Place: Blackstone, Va.

Alma Mater: James Madison, 2001  
(Psychology)

Masters: James Madison, (2004)  
(Counseling Psychology)

Family: Wife: Lindsay

Children: Nylah; Halyn

## COACHING HISTORY:

Charlotte, 2016 Outside Linebackers  
2016: 4-8; 3-5; First C-USA wins

NC State, 2014-15

2014-15: Quality Control Director

Old Dominion, Spring 2014  
Linebackers Coach

James Madison, 2004-13  
2004 FCS National Champs  
2013 Tight Ends Coach  
2004-12 Running Backs Coach  
2013 Recruiting Coordinator

James Madison, 2001  
Defensive Assistant

## PLAYING HISTORY:

James Madison, 1997-2000  
Defensive lineman  
Two-time all-Atlantic 10  
Four-year letterwinner





# KEITH HENRY



**Running Backs Coach**  
**2nd Season**  
*(Catawba, 1989)*

Head coach Brad Lambert announced the hiring of Keith Henry as running backs coach, Feb. 22, 2017. The 49ers ranked 8th in Conference USA in rushing offense in Henry's first year. Henry comes to the 49ers after spending three years as assistant head coach at his alma mater, Catawba College. Prior to that he spent 11 years at Wake Forest. In all he has over 25 years of college coaching experience.

"Keith brings a lot of experience to our program," said Lambert. "Having coached on both sides of the ball, he brings an added dimension of a defensive perspective to our offense. He's a North Carolina native who's played in North Carolina and has recruited for many, many years in North and South Carolina. That will be a huge benefit to our program."

Henry served as Catawba's assistant head coach for the past four seasons and was the Indians' defensive coordinator while coaching the defensive backs. In 2015, the Indians' defense produced all-America linebacker Kyle Kitchens, who was named South Atlantic Conference and region Defensive Player of the Year as Catawba won the 2015 SAC championship.

During his 11 years at Wake Forest, Henry served as special teams coordinator in 2011 and also coached the outside linebackers, defensive ends and defensive backs. He helped the Demon Deacons to five bowl games and a 2006 ACC Championship.

Henry was a six-year assistant at Ohio University under Jim Grobe prior to joining the Deacons, had a three-year stint at North Carolina A&T and spent single years at Charleston Southern and Gardner-Webb.



A 1989 graduate of Catawba with a degree in physical education, Henry was an all-America safety and four-time all-SAC selection. He graduated with a then-school record 398 career tackles and 20 interceptions.

Henry was a prep standout at Maiden High School and began his coaching career at Bandy's High School after graduating from Catawba. He earned his master's degree in athletic administration from North Carolina A&T in 1995. He played professionally in the Arena Football League, spending single years with the Albany Firebirds (1990) and the Charlotte Rage (1991). In 2000, he was inducted into the Catawba College Sports Hall of Fame and in 2001, was inducted into the South Atlantic Conference Hall of Fame. He also coached baseball at North Carolina A&T, winning a MEAC title and conference Coach of the Year honors in 1994.



## KEITH HENRY FILE:

**Position:** Running Backs Coach

**Born:** August 14, 1967

**Birth Place:** Newton, N.C.

**Alma Mater:** Catawba, 1989  
 (Physical Education)

**Masters:** North Carolina A&T, 1995  
 (Athletic Administration)

**Family:** Wife: Nicole

**Children:** Kirstie Foster, K.J. Henry, Maya Henry and Isaiah Henry.

**Grandsons:** Makhi and Malachi

## COACHING HISTORY:

### Catawba, 2013-16

**Assistant Head Coach**

**Defensive Coord.; Defensive Backs**  
 2015 SAC Champions

### Wake Forest, 2001-11

2011 Special Teams Coordinator

2010 Defensive Backs

2004-09 Defensive Ends

2002-03 Secondary

2001 Outside Linebackers

2002 Seattle Bowl

2007 Orange Bowl

2007 Meineke Car Care Bowl

2008 EagleBank Bowl

2011 Music City Bowl

### Ohio University, 1995-00

1997-2000 Outside Linebackers Coach

1995-96 Receivers Coach

### North Carolina A&T, 1992-94

**Linebackers; Receivers; Defensive Backs**

**Charleston Southern, 1991 Defensive Backs**

**Gardner-Webb, 1990 Graduate Assistant**

## PLAYING HISTORY:

Catawba, 1985-88 - 4-time all-SAC DB





# BRAD QUEEN



**Defensive Tackles Coach  
1st Season  
(Kentucky Christian, 2011)**

Brad Queen enters his third season with the 49ers Football program but his first as a full-time member of the coaching staff.

Queen was promoted to Defensive Tackles coach, Feb. 16, 2018. He has worked on both sides of the ball, starting as a graduate assistant in 2016 with the offensive line. In the 2017 season, Queen moved to the defensive line as an analyst.

Queen came to Charlotte after four seasons at Eastern Kentucky University in Richmond, Ky.

While at ECU, Queen assisted on the offensive side of the ball, helping the Colonels reach the NCAA FCS Playoffs two of four years. He served as an assistant o-line coach in 2014 and offensive grad assistant in 2012 and 2013. During the 2014 season the Colonels averaged 220.4 yards rushing per game, while averaging 31 points a game.

In 2015, Queen worked directly with ECU football student-athletes, providing mentoring and ensuring they adhered to the program goals and policies regarding character, leadership and development. Queen also handled video responsibilities for the Colonels.

Before ECU, Queen served two years as the defensive line coach at Kentucky Christian University.

Queen concluded his collegiate playing career at KCU where he earned first team Mid-South all-conference accolades as a senior defensive lineman in 2009. He also played two years of football at Morehead State in 2005 and 2006.

Queen completed his master's degree in sports administration from Eastern Kentucky University.

Queen graduated from Kentucky Christian in 2011 with a bachelor's degree.

A native of Greenup, Kentucky, Queen and his wife Clerrinda have one daughter, Caroline.



## BRAD QUEEN FILE:

Position: Defensive Tackles Coach  
Hometown: Greenup, Ky.  
Alma Mater: Kentucky Christian, 2011  
Master's: Eastern Kentucky, 2015  
Wife: Clerrinda  
Daughter: Caroline

## COACHING HISTORY:

### Charlotte, 2016-18

2018: Defensive Tackles  
2017: Defensive Line Analyst  
2016: Offensive Graduate Ass't.

### Eastern Kentucky, 2012-15

2015: Dir. of Player Development  
Video Coordinator  
2014: Ass't Offensive Line Coach  
2012-13: Graduate Assistant

### Kentucky Christian, 2010-11

2010-11: Defensive Line Coach

## PLAYING HISTORY:

### Kentucky Christian, 2008-09

Defensive Lineman

2009 all-Mid-South Conference

### Morehead State, 2005-06

Defensive Lineman





# JOHNSON RICHARDSON



***Tight Ends Coach  
6th Season  
(Wofford, 2010)***

There from the start, Johnson Richardson is in his sixth season with the 49ers. He joined the 49ers coaching staff as a graduate assistant on July 1, 2012 and was promoted to a full-time position in 2014. The tight ends coach from 2012-15, he served as Offensive Line Coach in 2016 before returning to Tight Ends Coach in 2017.

Richardson began his career as the team's Offensive Graduate Assistant/Tight Ends coach during the red-shirt season of 2012 and the inaugural season of 2013. In 2014, he served as Tight Ends coach in a full-time capacity and also assisted with the Offensive Line in 2015 after the passing of O-Line coach Phil Ratliff shortly before the season's start. He took over as the Offensive Line Coach at the end of the 2015 campaign, but returned to the Tight Ends position in 2017.

A 2010 Wofford grad, Richardson, played tight end from 2006-10 and was a member of Wofford's 2007 Southern Conference Championship team. After graduation he became the Tight Ends Coach/Offensive Graduate Assistant at Wingate for two years (2010-11).

At Wingate, Richardson served as the Assistant Video Coordinator and Long Snappers Coach in 2011 and the Assistant Offensive Line Coach and Director of Football Operations in 2010. Prior to his college playing days, he was an equipment and sideline assistant for the Carolina Panthers.

"Johnson comes highly recommended from Wofford and coach Mike

Ayers - and we have a lot of respect for him and the way they run their program," Lambert said. "He played tight end and has coaching experience at that position."

Richardson attended Charlotte's Providence Day High and played in the All-Star Shrine Bowl Classic.

Johnson is the son of Jon and Kathleen Richardson. Jon was a wide receiver at North Carolina and President of Panthers Stadium LLC. He passed away July 16, 2013. The 49ers award The Jon Richardson Scholarship, annually, thanks to a contribution from Jerry and Rosalind Richardson. Johnson is the grandson of former Carolina Panthers owner Jerry Richardson for whom Jerry Richardson Stadium is named.



## JOHNSON RICHARDSON FILE:

Position: Tight Ends Coach

Born: Oct. 9, 1987

Hometown: Charlotte, N.C.

(Providence Day High School)

Alma Mater: Wofford, 2010

(Business Economics)

## COACHING HISTORY:

**Charlotte, 2012-18**

2012-13: Off. Graduate Ass't./Tight Ends

2014: Tight Ends Coach

2015: Tight Ends Coach/O-Line Ass't

2016: Offensive Line Coach

2013: 5-6; Inaugural Season

2014: 5-6

2015: 2-10, 0-8; Inaugural FBS Season

2016: 4-8; 3-5; First C-USA wins

Wingate, 2010-12

2010-12: Tight Ends/ Off. Grad Ass't

2011: Long Snappers/Ass't Video

2010: Ass't Off. Line; Dir. of Ops

## PLAYING HISTORY:

Wofford, 2006-10

Tight End

2007 Southern Conf. Champions





# CHRIS SCELFO



**Run-Game Coordinator  
Offensive Line  
1st Season  
(UL-Monroe, 1986)**

Chris Scelfo took over as Brad Lambert's Run Game Coordinator and Offensive Line Coach in March, 2018.

A veteran coach with NFL and collegiate experience, Scelfo was the Offensive Line coach at Houston in 2017. He spent seven years (2008-14) as Tight Ends coach with the Atlanta Falcons and was head coach at Tulane for eight years (1999-2006).

The second winningest coach at Tulane, Scelfo coached NFL great Tony Gonzalez, appeared in five FCS National Championship games, and won national titles with two different teams and won ESPN's Courage Award.

"We're fortunate that coach Scelfo has joined our program," Lambert said. "He's been a head coach at a group of five school and has coached in the SEC and the NFL. He has a real strong football background. He's a really fine football coach on the offensive side of the ball and he's one of the best recruiters I've been around."

At Houston, the Cougars finished fifth in the nation in increased yards per game.

A 1986 graduate of Louisiana-Monroe, Scelfo was a graduate assistant at his alma mater for two years before heading to Oklahoma as a graduate assistant in 1988-89. In 1990 he became the Offensive Line coach at Marshall and was promoted to Offensive Coordinator from 1993-1995. He spent three years from 1996-98 as the Assistant Head Coach/Offensive Line coach at Georgia before landing at Tulane.

Scelfo and Lambert spent nine years together on Jim Donnan's staff at Marshall, from 1990-95, and Georgia, 1996-98.

"When you have a leader of young men like Brad Lambert, it is very rewarding to work with his student athletes," Scelfo said. "He stands for all the right things in college football. I am honored to be a part of this organization and do my part in helping us to achieve our goals."

He finished as Tulane's second all-time winningest coach. In 2005, he earned ESPN's Courage Award after navigating the aftermath of Hurricane Katrina.

Scelfo went to four bowl games: 2002 Hawai'i Bowl and 1998 Liberty Bowl with Tulane, 1997 Outback Bowl with Georgia and 1988 Citrus Bowl with Oklahoma. With wins in the Hawai'i Bowl and Liberty Bowl, he became the only head coach at Tulane to win two bowl games. He was selected as head coach of the 1999 Blue-Gray All-Star Game. He enjoyed four trips to the NCAA National Championship game while at Marshall including the 1992 National Championship season. In 1997, Louisiana-Monroe also won the FCS National championship.

A coach at the 2011 Pro Bowl and the 2013 Senior Bowl, he saw 10 Tulane players drafted by the NFL, including first-round QBs JP Losman and Patrick Ramsey.

As Tight Ends coach with the Falcons, he worked with all-time great Tony Gonzalez, an NFL Pro Bowler in four of Scelfo's five seasons with him. The Falcons reached the NFL Playoffs in four of Scelfo's seven seasons and one NFC Championship game.

Scelfo has co-authored a book: "Fourth and New Orleans" that discusses New Orleans and the impact of Hurricane Katrina.

A three-year letterwinner at Louisiana-Monroe, then Northeast Louisiana, Scelfo was an offensive lineman and team captain. A native of Abbeville, La., Scelfo and his wife, Nancy, have two children, Joe and Sarah. Joe played college football at both South Alabama and NC State.



## CHRIS SCELFO FILE:

**Position:** Run-Game Coordinator  
Offensive Line Coach

**Hometown:** Abbeville, La.

**Alma Mater:** UL-Monroe, 1986

**Family:** Wife, Nancy

**Children:** Joe and Sarah

## COACHING HISTORY:

**Charlotte, 2018,** Offensive Line Coach

**Houston, 2017,** Offensive Line Coach

**Atlanta Falcons, 2008-14**

Tight Ends Coach

**Tulane, 1999-2006**

Head Coach

**Georgia, 1996-98**

1996-98: Assistant Head Coach/Offensive Line

**Marshall, 1990-95**

1990-92: Offensive Line Coach

1993-95: Offensive Coordinator

**Oklahoma, 1988-89**

1989-89: Graduate Assistant

**UL-Monroe, 1986-87**

1986-87: Graduate Assistant

## PLAYING HISTORY:

UL-Monroe, 1982-85

3-year letterwinner

Offensive Line

Team captain





# CHARLIE SKALASKI



**Special Team Coordinator  
Receivers Coach  
2nd Season  
(Florida, 1978)**

Charlotte 49ers head football coach Brad Lambert promoted Charlie Skalaski to the program's Special Teams Coordinator position, June 6, 2017. He took over as receivers coach, as well, in the Spring of 2018.

"We're really excited about the experience Charlie will bring to the program," Lambert said. "He's a high-quality person and an excellent coach who has coached at both the NFL and college level. We're looking forward to what he brings to our special teams."

Skalaski, who has over 15 years of coaching experience, served as the 49ers' football analyst working with special teams in 2016. In 2015, he was Associate Head Coach at Eastern Kentucky, where he also oversaw duties as Recruiting Coordinator and Wide Receivers Coach. He coached for the NFL's Jacksonville Jaguars in 2012 in between stints at Liberty University. With the Jaguars, he was an assistant to the head coach, worked with the Offensive Coordinator and served as an Assistant Wide Receivers Coach. He coached at Liberty from 2003-12 and returned to the program in 2014 as Director of Player Personnel and Recruiting. During his first, 10-year run there, he worked as Recruiting Coordinator (2006-12), Wide Receivers Coach (2004-12) and Tight Ends Coach (2003).

A defensive back during his college days at Florida, Skalaski was a member of three bowl teams: 1974 Sugar Bowl; 1975 Gator Bowl and 1976 Sun Bowl. A 1978 Florida graduate with a degree in criminal justice, he was a graduate assistant for the Gators from 1978-80 while learning from the likes of assistant coaches Mike Shanahan and Steve Spurrier.



After earning his Master's Degree in Public Administration in 1980, Skalaski worked in the corporate setting for the XEROX Corporation (1981-86) and Steelcase Incorporated (1986-2002). His desire to influence lives brought him back to coaching with the Ridgewood (N.J.) Football Assoc.

"The biggest reason I'm here is because of Brad Lambert," Skalaski said. "We have the same vision for whole-person development. I will push our players to be the best they can be athletically, academically and socially and I know coach Lambert feels the same way. You never know how successful (you've been as a coach) until 15 years later, when you see the type of husbands and fathers and citizens they have become."



## CHARLIE SKALASKI FILE:

**Position:** Special Teams Coordinator  
Receivers Coach

**Hometown:** Miami, Fla.

**Alma Mater:** Florida, 1978

(Criminal Justice)

Florida, 1980

(Master's: Public Administration)

**Family:** Wife, Ann

**Children:** Sarah, Charlie IV & Jake

## COACHING HISTORY:

### Charlotte, 2016-17

2017: Special Team Coordinator

2016: Football Analyst (Special Teams)

### Eastern Kentucky, 2015

Associate Head Coach

### Liberty, 2014

Director of Player Personnel; Recruiting

### Jacksonville Jaguars, 2013

Ass't to the Head Coach; Ass't Wide Receivers

### Liberty, 2003-12

2003: Tight Ends Coach

2004-12: Wide Receivers Coach

2006-12: Recruiting Coordinator

### Ridgeway (N.J.) Football Association, 1999-02

2002: Assistant Coach, Ridgeway High

### Florida, 1978-80, Graduate Assistant

## PLAYING HISTORY:

Florida, 1974-77

1974 Sugar Bowl; '75 Gator Bowl; '76 Sun Bowl





# CHIP WEST



**Co-Defensive Coordinator  
Cornerbacks  
1st Season  
(Livingstone, 1993)**

Charlotte 49ers head coach Brad Lambert hired veteran Chip West as co-Defensive Coordinator/Cornerbacks Coach in February, 2018.

West, who has 20 years of college coaching experience including stints at Virginia, Old Dominion and James Madison, coached last season at Howard University. He served as co-Defensive Coordinator, Cornerbacks Coach and Recruiting Coordinator. He spent six seasons at Virginia, where he was Cornerbacks Coach and Recruiting Coordinator.

"He brings a lot of experience in the secondary and with cornerback play," Lambert said. "He's been a successful recruiting coordinator who has familiarity with North Carolina and Virginia. He brings experience from the ACC and he was at ODU when they started that program. We're excited about the leadership he'll bring to our corners. He's the kind of man we want leading our players."

"I'm ecstatic about coming to the 49ers," West said. "I'm grateful coach Lambert gave me the opportunity to become a member of the 49er family. I know North Carolina is the point of emphasis in recruiting and I also know Virginia has been a solid area in recruiting -- and my ties run deep. I've been blessed having success in recruiting the state of Virginia."

West joined Virginia's staff in 2010 as Cornerbacks Coach. In 2012, he took on assistant recruiting coordinator duties and at the end of the 2012 season became the Cavaliers Recruiting Coordinator while continuing to coach the cornerbacks. In 2013, he signed a top-30 class for Virginia and in February, 2014, Rivals.com and Scout.com named West its ACC Recruiter of the Year. He earned the same honor from 247Sports in 2011 and was a finalist for National Recruiter of the Year honors. While at Virginia, he coached two-time all-ACC first-teamer Chase Minnifield, who played in the NFL with the Washington Redskins, current Baltimore Raven Maurice Canaday and Ras-I Dowling, who was a second round pick in the 2011 NFL Draft (New England Patriots). The Cavaliers secondary also included Super Bowl Champion Philadelphia Eagles safety Rodney McLeod.

He coached wide receivers at Colgate from 1999-2002 and helped the Raiders to the 1999 Patriot League title and the 2002 league co-championship. He was the defensive backs coach at Fordham in 2003 before heading to JMU, where he coached defensive backs from 2004-06. He helped the Dukes to the NCAA Division I-AA National title in 2004, alongside current 49ers' coach Ulrick Edmonds and strength coach Jim Durning. From 2007-09 he was an assistant head coach for head coach Bobby Wilder at Old Dominion while serving as Recruiting Coordinator and Defensive Backs coach.

A 1993 graduate of Livingstone College, West added his master's degree in 1999 from West Virginia, where he started his coaching career as a graduate assistant, 1997-98.

A Hampton, Va., native, West and his wife, Patrice have five children: Zoe, David, Gwen, Justin and Jada. He earned his bachelor's degree in computer information systems from Livingstone College, and his master's in physical education from West Virginia. West played football at Kecoughtan High School and was a standout receiver at Livingstone.



## CHIP WEST FILE:

**Position:** Co-Defensive Coordinator  
Cornerbacks Coach

**Hometown:** Hampton, Va.

**Alma Mater:** Livingstone, 1993

(Computer Information Systems)

West Virginia, 1999

(Masters - Physical Education)

**Family:** Wife, Patrice

**Children:** Zoe, David, Gwen, Justin, Jada

## COACHING HISTORY:

**Charlotte, 2018**

**Hampton, 2017**

2017: Co-Defensive Coordinator

Cornerbacks; Recruiting Coord.

**Virginia, 2010-2016**

2010: Cornerbacks

2012: Ass't Recruiting Coordinator, CB

2013: Recruiting Coordinator, CB

**Old Dominion, 2007-09**

Assistant Head Coach; Recruiting  
Coordinator; Defensive Backs

**James Madison, 2004-06, Defensive Backs**

2004 NCAA 1-AA National Champs

**Fordham, 2003, Defensive Backs**

**Colgate, 1999-2002, Wide Receivers**

1999 Patriot League Champs

2002 Patriot League co-Champs

**West Virginia, 1997-98, Graduate Assistant**

## PLAYING HISTORY:

Livingstone, Receiver





# BROOKS BARDEN



*Graduate Assistant  
(UNC Charlotte, 2018)*

## BROOKS BARDEN FILE:

Position: Graduate Assistant  
Born: Jan. 30, 1996  
Hometown: Cartersville, Ga.  
Alma Mater: UNC Charlotte, 2018  
(Special Education)

Brooks Barden was named graduate assistant during the summer of 2018. Barden opted to forego his final year of eligibility.

A quarterback for the 49ers who played in 11 games with five starts over two playing seasons, Barden took a redshirt season as a freshman and missed his third year with a collarbone injury. He played in seven games with five starts as a red-shirt freshman and finished the season 49-of-99 for 440 yards and 4 TDs. After missing the 2016 season, he played in four games, last year, and had a 77-yard run at WKU which is tied for the second longest rush in school history.

He connected on 62-of-129 passes for 559 yards and four TDs.

A two-time selection to the C-USA Commissioner's Honor Roll. A native of Cartersville, Ga., he graduated with a degree in Special Education from UNC Charlotte in 2018.



# DEAN GARZA



*Graduate Assistant  
(UT-Permian Basin, 2017)*

## DEAN GARZA FILE:

Position: Graduate Assistant  
Born: July 26, 1992  
Birth Place: Allen, Texas  
Alma Mater: UT-Permian Basin, 2017  
(Marketing)

Dean Garza is in his first season as a graduate assistant with the 49ers program.

A 2017 marketing graduate of University of Texas of the Permian Basin, Garza coached last year at UT-Permian Basin as a defensive assistant/safeties coach. As safeties coach, he ran drills for the secondary and coordinated the scout team offense and scout team for special teams. He also served as varsity football coordinator at Odessa High School, coordinating practice drills for quarterbacks and receivers and scripting offensive plays.

Garza attended Oklahoma State and was student coach from 2011-2014, including the Cowboys' 2011 Big 12 Championship team and 2012 BCS Tostitos Fiesta Bowl Championship team.





## NICK SEWAK



*Graduate Assistant  
(Georgia Southern, 2016)*

Now in his second season with the 49ers, Nick Sewak came to Charlotte from Georgia Southern, where he spent four years as a long snapper with the Eagles.

Born in Athens, Ohio, he moved to Statesboro, Ga. in 1997.

He joined the Eagles football program in 2013-14 and served a red-shirt season. He was a three-time selection to the Sun Belt Conference Commissioner's List (3.5 GPA or higher) and earned Dean's List or President's List honors each semester.

His father, Mike Sewak, is a former Eagle head coach and current Georgia Tech offensive line coach. Both of his parents, Mike and Robin, are Georgia Southern alumni. Robin earned an undergraduate degree from Georgia Southern while Mike holds a master's degree from the school.

### NICK SEWAK FILE:

Position: Graduate Assistant

Born: March 14, 1995

Birth Place: Athens, Ohio

Alma Mater: Georgia Southern, 2016  
(Sport Management)



## WESTON SMITH



*Graduate Assistant  
(UNC Charlotte, 2016)*

Weston Smith is in his second season as a graduate assistant with the 49ers.

Smith is a former baseball and football player for the 49ers who worked as a student assistant with the football program during the spring 2016 semester.

In 2016-17, he was a Graduate Assistant with Missouri Baptist University, where he earned a Master's Degree in Sport Management.

At Missouri Baptist, he served as a graduate assistant/defensive line coach.

He joined the 49ers football team as an undergrad in the spring 2014 semester and remained through the 2015 season. His collegiate career began in 2013 as a pitcher with the 49ers baseball team.

Smith is currently pursuing his graduate certificate in teaching at UNC Charlotte.

### WESTON SMITH FILE:

Position: Graduate Assistant

Born: April 26, 1994

Birth Place: Kannapolis, N.C.

Alma Mater: UNC Charlotte, 2016  
(Geography)

Master's: Missouri Baptist  
(Sports Management)







# CHRIS THOMASSON

*Senior Associate  
Athletic Director  
for Football*

Chris Thomasson, a veteran administrator for the past 13 years, is in his third year as Senior Associate Athletic Director. He had served three years as Associate Athletic Director for football, two years as Associate Athletic Director for Compliance and Championships, four years as Assistant Athletic Director for Compliance and Championships and one year as Director of Compliance and Championships.

Thomasson oversees the athletic department's day-to-day operations for football. He also oversees football facilities and equipment, game management and internal policies and procedures. In addition to the football related responsibilities he serves in an oversight manner for the sports medicine program.

Thomasson has served as department representative on the Chancellor's Committee on Intercollegiate Athletic and was assistant tournament manager for the 2008, 2010 and 2015 NCAA Men's Basketball Tournaments in Charlotte.

A native of Newport News, Va., Thomasson graduated from Christopher Newport University in 1998 with a bachelor's degree exercise science before going on to earn his master's degree in sports leadership from Virginia Commonwealth University in 2005.

Thomasson and his wife Jenn have two children -- daughter Addison and son Maxwell and the family lives in Harrisburg, N.C.



## FUTURE NON-CONFERENCE OPPONENTS\*

### 2019:

Aug. 31	Gardner-Webb	Charlotte, N.C.
Sept. 7	at Appalachian State	Boone, N.C.
Sept. 14	Massachusetts	Charlotte, N.C.
Sept. 21	at Clemson	Clemson, S.C.

### 2020:

Sept. 5	at Tennessee	Knoxville, Tenn
Sept. 12	Norfolk State	Charlotte, N.C.
Sept. 19	at Duke	Durham, N.C.
Sept. 26	Georgia State	Charlotte, N.C.

### 2021:

Sept. 4	Duquesne	Charlotte, N.C.
Sept. 11	Duke	Charlotte, N.C.
Sept. 18	at Georgia State	Atlanta, Ga.
Oct. 2	at Illinois	Champaign, Ill.

### 2022:

Sept. 10	Maryland	Charlotte, N.C.
Sept. 17	at Georgia State	Atlanta, Ga.
Sept. 24	at South Carolina	Columbia, S.C.

### 2023:

Sept. 9	at Maryland	College Park, Md.
Sept. 16	Georgia State	Charlotte, N.C.

### 2024:

Aug. 31	East Carolina	Charlotte, N.C.
Sept. 7	at North Carolina	Chapel Hill, N.C.
Sept. 28	at Indiana	Bloomington, Ind.

### 2025:

Aug. 30	at East Carolina	Greenville, N.C.
Sept. 6	North Carolina	Charlotte, N.C.

*\* information subject to change*







# JIM DURNING



*Director of Strength & Conditioning  
(Marshall, 1992)*

Jim Durning was announced as the 49ers Strength and Conditioning Coach for Football, July 3, 2012 and helped lay the 49ers foundation during the 2012 red-shirt season and into the first five years of competition. He spent the previous 13 years as strength and conditioning coach at James Madison.

"Jim's been ultra-successful as a strength coach at James Madison University," Lambert said. "They've been very successful and the strength program plays a huge role in that. It's the most important room you have in building strength, speed and toughness. The results you have in the weight room are such a big factor in the success you have on the field."

Durning, a December, 1992 graduate of Marshall who captained the Thundering Herd's 1992 National Championship team, was a strength coach at Georgia before joining coach Mickey Matthews at JMU. He got his start as a graduate assistant at Marshall from 1994-96, including its 1995 national finalist season. Georgia appeared in two bowl games during his time, there.

"He was at the University of Georgia when I was there so I know what type of program he's going to run and how he'll treat our student-athletes," Lambert added. "I've gotten to see him evolve as a player and now through the profession as an assistant to running a successful program for several years. He has experience going through the process of building and moving in to a new facility. We targeted Jim early and were fortunate to get him."

During his time at James Madison, he helped the Dukes to six FCS playoff appearances including the 2004 National Championship run and a trip to the 2008 National Semifinals. James Madison was 96-61 in his 13 years. Durning, who grew up in Wilmington, Del., and his wife, Nancy, have four children: Alexandria, Morgan, Mason and Colin.



## JIM DURNING FILE:

Head Strength & Conditioning Coach

Born: November 27, 1969

Birth Place: Cumberland, Md.

Alma Mater: Marshall, 1992  
(Liberal Arts)

## PREVIOUS EXPERIENCE:

James Madison, 1999-2011


Georgia, 1997-98

Marshall, 1994-96



# NICK COOK

*Strength & Conditioning Assistant*



# NICK CAWTHON

*Strength & Conditioning Intern*



# STRENGTH & CONDITIONING

The 49ers' 7,075-square-foot Strength Training Suite is the pride of the Judy W. Rose Football Center. With windows overlooking the stadium, the weight room is equipped with top of the line training equipment to allow student-athletes ample opportunity to maximize physical attributes.

The multi-purpose bench area, which utilizes an array of traditional and cutting edge strength training tools, is contained on Mondo flooring with inlaid platforms. The suite also includes synthetic turf floor space for year-round speed and agility training.

No areas of the spacious room are wasted in the carefully designed layout and the presence of a wide variety of training equipment makes every workout a unique experience.

Head strength and conditioning coach Jim Durning was able to participate in the design and took the lead in outfitting the room to his specifications.

By being involved on the front end, Durning was able to assure the student-athletes get the absolute most out of each and every workout.







# KEVIN DONNALLEY



*Director of  
Student-Athlete  
Development  
(North Carolina, 1991)*

Longtime NFL star Kevin Donnalley has assisted with the 49ers in a variety of ways since the 2013 inaugural season. He is now in his third year as Director of Student-Athlete Development.

In 2014, he was a strength and conditioning intern. In 2015, he was earmarked for a role in student-athlete development, but took over as Offensive Line Coach in August following the passing of Phil Ratliff.

In 2016, he returned to his administrative position as Director of Student-Athlete Development. He also maintains the football program's social media accounts and organizes the prospect and Little Niners camps.

He served as the color analyst on the 49ers game-day radio broadcasts alongside play-by-play man Matt Swierad from the inaugural season of 2013 through 2017, with a one-year hiatus in 2015 when he served as O-Line coach.

A 1991 graduate of North Carolina, Donnalley played 13 seasons in the NFL on the offensive line. His NFL career began with the Houston Oilers, from 1991-96, where he enjoyed three playoff runs. In 1997, he played for the Tennessee Titans before heading to the Miami Dolphins from 1998-2000 for three straight playoff seasons. He completed his career with three seasons with the Carolina Panthers that included a run to Super Bowl XXXVIII in his final season.

Donnalley and his wife Erica have three children: Kayla, Thomas, and Matthew.



## KEVIN DONNALLEY FILE:

Director of Student-Athlete Development

Born: June 10, 1968

Birthplace: St. Louis, Mo.

Raised: Raleigh, N.C. (Athens Drive H.S.)

Alma Mater: North Carolina, 1991

(Economics)

Family: Wife: Erica

Children: Kayla, Thomas, Matthew

## EXPERIENCE:

Charlotte, 2013-17

2013-14, 16-17: Color Analyst

2014: Strength & Conditioning intern

2015: Offensive Line coach

2016-17: Student-Athlete Development



*Former 49ers come together for the 49ers Spring Game.*



# STUDENT-ATHLETE DEVELOPMENT

The 49ers prioritize the overall development of the student-athlete and have created a position that assists the players in a variety of ways. The office oversees community service projects, community outreach and life skills speakers' appearances while assisting student-athletes in career development and internship opportunities.

Director Kevin Donnalley orchestrates, among other activities, visits to local schools, the team's participation in the athletic department's Education Day, autograph-signing opportunities, and even an annual appearance in the nearby Harrisburg, N.C. 4th of July Parade. He has placed several speakers in front of the team, including Tony Porter, "A Call to Men"; Jimmie Lee Kirkpatrick (first African American player at local Myers Park High), "Race and Sports", Inky Johnson, "Perseverance" and US Army Captain Scott Rankin, "Commitment".

In addition, he maintains contact with 49ers football alumni and runs the team's Alumni Golf Tournament held the Friday before the team's Spring Game, in April. He also runs the program's charitable "Round for Ratliff" Golf Tournament that benefits the family of former O-Line coach Phil Ratliff and unites the Marshall (Ratliff's alma mater) and 49ers football communities.

In the meantime, Donnalley adds his own flair to the position by running the program's social media accounts and being a popular resource for area media.







# AJ LUKJANCZUK



*Director of  
Athletic Training  
Head Football Athletic  
Trainer*

A.J. Lukjanczuk arrived at Charlotte in the summer of 2012 as the Head Football Athletic Trainer. In this role, he oversaw the operation of all things related to athletic training of the Charlotte football program. In the summer of 2013 in addition to being the Head Football Athletic Trainer, AJ became the Director of Athletic Training overseeing the staff of 12 athletic trainers.

A.J. came to Charlotte after serving as Associate Athletic Trainer (Head Football) at Elon University for seven years. He oversaw all athletic training duties for the Phoenix program, Men's and Women's Golf teams while also serving as an Approved Clinical Instructor in an outreach athletic training curriculum. During the spring of 2005, A.J. worked as an assistant athletic trainer for the Berlin Thunder of NFL Europe. In 2003-04, A.J. served as a seasonal intern for the NFL's New York Jets.

He earned a Masters of Education in Sports Administration from Northwestern State University in Louisiana in 2004 with a research focus in Hydration Management in Football summer training camp. While at NSU, he was a graduate assistant athletic trainer responsible for the care and prevention of injuries for the Football and Men's Basketball team. A.J. graduated Elon University in 2002 with a Bachelor of Science in Athletic Training.

Originally from Milltown, N.J., he resides in Indian Trail, NC with his wife Shelley and their daughters Katherine and Keira Belle. In his free time, A.J. is an avid golfer, enjoys watching sports and spending time with family and friends.



# JUSTIN WALKER

*Assistant Athletic Trainer*



# SPORTS MEDICINE

All medical care for a student-athlete begins with the athletic trainer. The athletic trainer has specific training and knowledge for each sport allowing them to work closely with team physicians, coaches, strength and conditioning staff, and student-athletes to design workouts that will improve their athletic ability.

More importantly, athletic trainers are able to evaluate student-athletes to identify conditions that may predispose them to injury then prepare and execute a plan to remedy the condition. Athletic trainers are in a unique position to provide care as they have a solid relationship with student-athletes before they ever have a medical issue.

Injuries, however, are a part of athletics. If an injury does occur, athletic trainers are present at all team activities both home and away. They are able to see it happen, immediately provide acute care, formulate and execute a rehabilitation plan to quickly and safely return the student-athlete to competition.



# SPORTS PERFORMANCE TEAM

The sports performance team was developed during a brain storming session with head coaches during the fall of 2007. It was the desire of the coaching staff to have resources centralized to assist teams and individual student-athletes with the rigorous demands of being a student-athlete. A sample of topics that are addressed by the sports performance team are: Nutrition; Sport Psychology; Time Management/Counseling Needs; Eating Behaviors; Supplement Education; Healthy Relationships.

SPT Professionals are available for individual consultation, team meetings and assist with the Life Skills program by conducting relevant workshops open to all varsity student-athletes.







# LISA HIBBS



*Director of  
Athletic Academic  
Center*

Lisa Hibbs has served as the Director of the Athletic Academic Center since 1993 and has overseen the program's growth into two spacious facilities: at the Judy W. Rose Football Center and at the Miltimore-Wallis Athletics Training and Academic Center.

The Athletic Academic Center employs a professional staff of full-time academic advisors, a graduate assistant and a corps of tutors and monitors and is complete with study areas and computer labs. Under Hibbs' leadership, the 49ers student-athletes broke the 3.0 mark for the first time in the Fall 2006 semester. For the fall 2016 semester 223 (59%) student-athletes received academic honors (3.0 and higher for the semester). The spring 2017 semester saw 185 (54%) student-athletes receive academic honors (3.0 and higher for the semester).

Hibbs came to the Athletic Academic Center after serving as Assistant Director of Admissions at Charlotte for four years. She graduated from Appalachian State in May 1986 with a B.S. in Communications/Public Relations and a minor in Marketing. She earned a M.A. in Speech Communications from Wake Forest in December 1987. A native of Monroe, N.C., where she and her husband, Charlotte baseball coach Loren Hibbs, live with their daughter Lanie Rae. Their son Tyson played baseball and graduated from Charlotte in 2009 and their daughter, Erin also graduated from Charlotte in 2012.

## AAC SUCCESS:

In the Spring of 2018, the 49ers ranked second in C-USA with 226 student-athletes named to the C-USA Commissioner's Honor Roll (GPA of 3.0 or higher). A C-USA-leading 74 earned the Commissioner's Academic Medal (GPA of 3.75 or higher).

The 49ers donated a record of over 5,000 hours of community service to various schools, hospitals, charities and organizations throughout the Charlotte area.

Former mens tennis Scholar-Athlete of the Year Josh Cook earned a 2018 C-USA Jim Castaneda Postgraduate Scholarship while Callum Montgomery (men's soccer), Haley Pace (softball), and Bailey Rhoney (softball) were named CoSIDA Academic all-Americans.

The athletic department's cumulative GPA was 3.020 after fall 2017 and 3.037 after the spring 2018 semester. Both terms were higher than the university cumulative GPA.

## ACADEMIC SUCCESS

### FALL, 2017

PERFECT 4.0  
Zach Gemmell

CHANCELLOR'S LIST (3.8+)

Cade Barnhill  
Zach Gemmell

DEAN'S LIST (3.4-3.79)

Brooks Barden  
Cody Batrum  
Timothy Baten  
Ben Bowbliss  
Alex Duncan  
Ryan Eachus  
Tyriq Harris  
Christian Haynes  
Alex Highsmith  
Ben Jacques  
Nate Mullen  
Michael Prevette  
Jack Wellenhofer  
Julian Wheaton

ATHLETIC DIRECTOR'S LIST (3.0-3.39)

Michael Adams  
Christian Asher  
Tim Baten  
Sean Bernard  
Noah Brown  
Anthony Butler  
Cameron Clark  
AD Cunningham  
Cam Darley  
Cam Dollar  
Darren Drake  
Garrison Duncan  
Andrew Favaro  
Jacione Fugate  
Jeff Gemmell  
Isaiah Harris  
Timmy Horne  
Workpeh kofa  
Nafees Lyon  
Angel Marrero  
George Maya  
Chris Reynolds  
Josh Snapper  
Joe Thompson  
Victor Tucker  
RJ Tyler  
Jacob Webb  
Wolfgang Zacherl

### SPRING 2018

PERFECT 4.0  
Eugene German  
Zach Gemmell

CHANCELLOR'S LIST (3.8+)

Andrew Favaro  
Eugene German  
Zach Gemmell

DEAN'S LIST (3.4-3.79)

Ben Bowbliss  
Ben DeLuca  
Will Graham  
Tyriq Harris  
Ben Jacques  
Nigel MMacauley  
Moss Saccomanno  
Jack Wellenhofer

ATHLETIC DIRECTOR'S LIST (3.0-3.39)

Brooks Barden  
Cade Barnhill  
John Brosnahan  
Kyle Corbett  
Cameron Dollar  
Darren Drake  
Alex Duncan  
Ryan Eachus  
Juwan Foggie  
Jacione Fugate  
Jeff Gemmell  
MARquavis Gibbs  
Willie Green  
Isaiah Harris  
Christian Haynes  
Workpeh Kofa  
Benny LeMay  
Angel Marrero  
George Maya  
Mark Quattlebaum  
Johnny Ray  
Chris Reynolds  
Daniel Rose  
Trevor Stacy  
Dominic Taylor  
Joe Thompson  
Chris Tomberlin  
Jackson Vansickle  
Julian Wheaton  
Emmanuel White  
Keshawn Woods




# ACADEMIC SERVICES

A 3,400-square foot Athletic Academic Center (AAC) and tiered classroom are included in the 46,150 square-foot Judy W. Rose Football Center.

The Academic Center includes study carrels, tutor rooms, and academic advising offices. The tiered classroom seats 110 and is available for class and team meetings. The AAC includes a computer lab complete with 30 flat screen computers.

The Academic Center, which overlooks McColl-Richardson Field, allows convenient access for student-athletes around practice, strength training and team meeting schedules, which allows student-athletes to be as efficient as possible with their time.

In addition, student-athletes can take advantage of the Athletic Academic Center at Halton Arena, which is more



Rose Center AAC

accessible from the center of campus for breaks between classes. Either way, the student-athletes are given a pair of great academic environments that are convenient to either their class or football schedules.

The Athletic Academic

Center not only provides academic advising services, an environment for study and computer lab access. The AAC also provides tutorial services, resume writing assistance and oversees the 49ers priority registration privileges, academic recognition and the Life Skills program.

The 49ers Life Skills program helps guide our student-athletes toward well-rounded personal success. The Life Skills program reinforces the commitment to academic and athletic excellence but also provides programming geared toward personal and career development and a commitment to service.

## MISSION STATEMENT:

The Charlotte 49ers Athletic Academic Center is committed to assisting all Charlotte varsity student-athletes in achieving academic and personal success at the university by providing support services designed to meet their unique needs and ensuring student-athlete compliance with all National Collegiate Athletic Association, Conference USA and university regulations.

accessible from the center of campus for breaks between classes. Either way, the student-athletes are given a pair of great academic environments that are convenient to either their class or football schedules.

Lisa Hibbs, Director of the Athletic Academic Center, oversees the academic services location at the Rose Football Center. In her time with the 49ers, she has seen the department flourish with the addition of its academic services facilities. The new location at the Rose Center will maintain that same learning environment that has been so successful for the 49ers.



**MARK VERBURG**

*Athletic Academic Center*



**JESSICA KYLLO**

*Athletic Academic Center*



Halton Arena AAC





# TREVOR LAMBERT



*Director of Operations  
(Kansas State, 2008)*

Trevor Lambert was one of the original members of head coach Brad Lambert's football staff. Hired in the spring of 2011, he serves as the program's Director of Football Operations.

A native of Minneapolis, Kansas, he spent three seasons at Wake Forest where he was the Video and Football Operations intern.

He graduated from Kansas State University in May, 2008 with a double major in accounting and finance. While at Kansas State he worked as an equipment manager for three years under Bill Snyder and the last two years under Ron Prince. He was a manager for the 2003 Big 12 Championship team that played in the 2004 Fiesta Bowl and the 2006 Texas Bowl team.



The son of Danielle Perry of Minneapolis, Kan., and Thad Lambert of McCook, Neb., he is the nephew of head coach Brad Lambert. He and his wife, Melanie, were married in 2015.



## TREVOR LAMBERT FILE:

Position: Director of Operations

Born: July 11, 1984

Birth Place: Minneapolis, Kan.

Alma Mater: Kansas State, 2008  
(Accounting & Finance)

## PREVIOUS EXPERIENCE:

Wake Forest, 2008-2010

Video and Football Operations

2008 EagleBank Bowl

Kansas State, 2003-2007 (student)

Equipment Manager

2003 Big 12 Champions

2004 Fiesta Bowl

2006 Texas Bowl



# GABBY GIBSON

*Football Operations Intern*





## DEMETRIUS GIBSON

*Director of  
Equipment Operations*

Demetrius Gibson joined the 49ers football staff as Director of Equipment Operations, Spring, 2015. His responsibilities include the purchase, maintenance, issue and inventory of all equipment, the coordination of daily laundry and transportation of equipment.

A graduate of Georgia, where he was a student manager for four years, he is certified by the Athletic Equipment Managers Association, he has served on several equipment advisory boards, including Schutt Sports, Douglas Protective Equipment, and McDavid.

Gibson joined the 49ers after a fourteen-year stint at Wake Forest, where he served as the director of equipment operations. He also spent five years at the U.S. Naval Academy as assistant equipment manager for football and as head equipment manager for other sports.



## BEN GROBE

*Football  
Video Coordinator  
(Ohio University, 2002)*

Ben Grobe joined the 49ers staff as Assistant Director of Football Operations in July, 2012 and was hired as Football Video Coordinator for the 2017 season.

A four-year letterwinner at Ohio University, he graduated in 2002 with a degree in Health Care Administration and he served an internship in the school's Athletic Training Department in 2002. From 2010 through 2011, he spent two years as Linebackers Coach at Charlotte's Hough High School.

He is the son of retired collegiate head coach Jim Grobe, who finished his head coaching career at Baylor. Ben and his wife, Nicole, have two children: Lucas and Sydney.



## SCOTTY BRASWELL

*Special Teams Analyst  
(Catholic University, 2012)*

Scotty Braswell rejoined the 49ers in 2018. Braswell had spent three years with the 49ers as both a defensive graduate assistant in 2014 and 2015 and as an intern in the Strength and Conditioning office in the 49ers' inaugural 2013 season.

A 2012 graduate of The Catholic University of America in Washington, D.C. with a degree in history, Braswell, a defensive back, was a two-year captain and four-year letterwinner for the Cardinals.

Prior to joining the 49ers, he served as an Intern Coach at Methodist University in 2012, working primarily with the defensive backs. He got his coaching start as a student assistant coach at Catholic University in the spring of 2012, following his playing career, once again working with the defensive backs.





# PHIL RATLIFF

**OFFENSIVE LINE COACH  
RECRUITING COORDINATOR**

*from 2012-2015*

*(Marshall, 1994)*

*Passed Away Aug. 9, 2015*



Charlotte 49ers offensive line coach and recruiting coordinator Phil Ratliff passed away, Sunday, Aug. 9, 2015.

Ratliff was entering his fourth season with the 49ers. He joined the program in January of 2012, as Charlotte welcomed in its first recruiting class and coached through a red-shirt season in preparation for the inaugural campaign in 2013. Ratliff was on the sidelines for the 49ers in 2013 and 2014 and helped Charlotte prepare for the 2015 season when the 49ers made their debut in the FBS as a member of Conference USA.

He is remembered for his loving spirit, the spectacular impact he made on others and his positive outlook on life.

Ratliff and his wife, Jenni, have two children, Haley and Dylan.

"He was an infectious guy. Everybody he came in contact with – high school coaches; prospects; players – everybody loved the guy," said 49ers head coach Brad Lambert, who was on the coaching staff at Marshall when Ratliff played for the Thundering Herd from 1989-92. "He's the kind of husband and father that you want in your program and he taught everyone around here how to love: To love big and to build relationships on a daily basis."

"It's such a huge loss," Lambert continued. "We have lost one of our best friends. We will carry on his traditions and keep his family involved in our program. They are a part of our family and always will be."

"Phil was one of those people that made everyone feel good even on a bad day," added Director of Athletics Judy Rose. "His ability to relate to people is one of the very reasons he will be missed. You really cannot replace Phil Ratliff. He has impacted many lives and the 49ers family is heartbroken. Our focus now is on providing the necessary support to the student-athletes, staff and Ratliff family during this difficult time. Our thoughts and prayers continue to go out to Jenni, Haley and Dylan."

Ratliff was hired January 1, 2012 after a six-year stint at his alma mater. A two-time all-America at Marshall, Ratliff was a part of the Herd's 1992 NCAA I-AA National Championship team and was inducted into the Thundering Herd Hall of Fame. He served as tight ends coach, there, from 2006-11 before coming to Charlotte. He also coached at James Madison, where he helped the Dukes to the 2004 NCAA I-AA National title.



"Our team knows how he went about it every day," Lambert added, "and that's what we're going to try to do to honor him: come every day with the intensity he came with, the positivity he came with and the impact on other people's lives that he came with. That's what he left us and that's what we've got to push forward with. He taught us how to love people and love each other and he was so positive every day."

## PHIL RATLIFF FILE:

Position: Offensive Line Coach  
Recruiting Coordinator

Born: Nov. 12, 1970 Died: Aug. 9, 2015

Birth Place: Louisa, Ky.

Alma Mater: Marshall, 1994  
(Elementary Education)

Family: Wife, Jenni

Children: Haley and Dylan

## COACHING HISTORY:

### Charlotte, 2012-14

2012-14: Offensive Line; Recruiting Coord

2013: 5-6; Inaugural Season

2014: 5-6

### Marshall, 2006-11

2006-11: Tight Ends

2009: Little Caesars Pizza Bowl

2011: Beef O'Brady's Bowl

### James Madison, 2004-05

2004 NCAA I-AA National Champs

Spring Valley H.S. (W. Va.), 2000-03

Lawrence County (Ky.), 1994-99

Marshall, 1993 - Student Assistant

## PLAYING HISTORY:

Marshall, 1989-92 (Offensive Lineman)

Two-time all-America; Captain

1992 NCAA I-AA National Champs

Thundering Herd Hall of Fame





# ADMINISTRATIVE STAFF



**Mike Hill**  
Director of Athletics



**Judy Rose**  
AD, Emerita



**Scott Byrd**  
Associate A.D.



**Dan DeVos**  
Director, Annual Fund



**Chris Everett**  
Director of Student-Athlete Development



**Chris Fuller**  
Deputy AD/External



**John George**  
Associate A.D.



**Mike Hummer**  
Executive Director, Athletic Foundation



**Zack McKay**  
Associate A.D.



**Darin Spease**  
Deputy AD/Internal



**Chris Thomasson**  
Senior Associate A.D.



**Kelly Weatherman**  
Assistant Director, Athletic Foundation



**Kim Whitestone**  
Executive Associate Athletic Director



**Tom Whitestone**  
Associate A.D.

# ATHLETICS STAFF

## Athletic Academic Center

Lisa Hibbs  
Mark Verburg  
Jessica Kylo  
Shelly McGraw  
Kiara Crutchfield  
Keisha Slocum  
Caroline Higgins  
Ashleigh Handchen

## Athletic Foundation

Mike Hummer  
Kelly Weatherman  
Dan DeVos  
Michael Garrett  
Tammy Roland  
Brittany Kicklighter

## Business Office

Darin Spease  
Susan Carter  
Heather Nance  
Cindy Olesen

## Compliance

Scott Byrd  
Hank Harrawood  
Mark Lacy

## Equipment

Ray Bolger

## Executive Office

Mike Hill  
Kim Whitestone  
Allison Miles Roach

## External Affairs

Chris Fuller

## Facilities

Nic Ryan  
Kyle Martin  
Aaron Ballentine

## IMG

Jacob Powers  
David Johnson  
Brandon Orr

## IT & Tech Ops

Matt Messina

## Marketing

Zack McKay  
Allie Ewing  
Megan Meade  
Kevin Underwood

## Media Relations

Tom Whitestone  
Brent Stastny  
Travis Woods

Sean Fox  
Audie Wise

## Media

**Production**  
Joe Proszek  
Ozzie Hernandez  
D'Shane White

## Spirit Groups

Jeffrey Miller  
Adam Thomas  
Danielle Terrell

## Sports Medicine

AJ Lukjanczuk  
Justin Walker  
Ben Morse  
Allie Steingiser  
Adam Jordan  
Jen Winningham  
Melissa Woodward  
Ashley Lindahl

Katrina Gallo  
Jazmin Brown  
Liz Zwicker  
Robbie Eachus  
Andrew Schneider  
Kevin Thornton

## Strength & Conditioning

Jim Durning (FB)  
Nick Cook (FB)  
Nick Cawthon (FB)  
Stacy Hummer  
Blake Bender

Perry Costales  
John Patrick

## Student-Athlete Development

Chris Everett

## Ticket Office

John George  
Nikki Mirth  
Cameron George  
Caleb Weith

**DR. JEFFREY  
LEAK**

*Faculty Athletic  
Representative*



# #StateofCharlotte

*Fifty-nine Charlotte 49ers hail from North Carolina. Twenty-eight are from the Charlotte region. The roster represents 37 cities and towns from Apex to Wilmington.*

**APEX (1)**
**Middle Creek**

George Maya

**BELMONT (1)**
**South Point**

JT Starr

**CARY (1)**
**Panther Creek**

Julian Wheaton

**CHAPEL HILL (1)**
**Chapel Hill**

Alex Duncan

**CHARLOTTE (10)**
**Independence**

Workpeh Kofa

**Charlotte Catholic**

Angel Marrero

**Charlotte Christian**

Ben Duyck

Jack Mitchell

Jackson Vansickle

**Mallard Creek**

Nafees Lyon

**Vance**

Chris Brown

Anthony Butler

**Victory Christian**

Tim Baten

Michael Holmes

**CONCORD (2)**
**Central Cabarrus**

Hasaan Klugh

**J.M. Robinson**

Javonte Misenheimer

**DENVER (1)**
**East Lincoln**

Cameron Dollar

**DURHAM (2)**
**Northern Durham**

Cade Barnhill

**Cardinal Gibbons**

Will Graham

**FAYETTEVILLE (2)**
**E.E. Smith**

Nigel Macauley

**St. Paul's**

Ernest King

**GASTONIA (1)**
**Metrolina Christian**

Ishod Finger

**GREENSBORO (5)**
**Ben L. Smith**

Cameron Clark

**Grimsley**

Lance McMillan

Chris Wiggins

**Page**

BJ Turner

**Ragsdale**

Dejan Rasuo

**GREENVILLE (1)**
**D.H. Conley**

Roderick Staton

**HARRISBURG (1)**
**Hickory Ridge**

Dylan Ratliff

**HICKORY (1)**
**Shelby**

Calvin Camp

**HIGH POINT (1)**
**High Point Central**

Juwan Foggie

**HUNTERSVILLE (2)**
**Cox Mill**

John Brosnahan

**Victory Christian**

Emmanuel White

**INDIAN TRAIL (1)**
**Marvin Ridge**

Isaiah Harris

**IRON STATION (1)**
**East Lincoln**

Chris Tomberlin

**JACKSONVILLE (1)**
**Southwest Onslow**

Christian Haynes

**KANNAPOLIS (1)**
**AL Brown**

Dantrell Barkley

**KERNERSVILLE (1)**
**East Foryth**

Brian McDonough

**MATTHEWS (1)**
**Butler**

Benny LeMay

**MOCKSVILLE (1)**
**Davie**

Chris Reynolds

**MOORESVILLE (3)**
**Mooreville Senior**

Caleb Lloyd

Matt Martinez

**Lake Norman**

Jake Helms

**NEW LONDON (1)**
**North Stanly**

Taylor Chandler

**PINEHURST (1)**
**Pinecrest**

Kyle Corbett

**ROCKINGHAM (1)**
**Richmond Senior**

Antoine Shaw

**ROCKY MOUNT (1)**
**Rocky Mount Senior**

Jack Wellenhofer

**SHELBY (2)**
**Crest**

Wesley Bullard

Willie Green

**STANLEY (1)**
**East Lincoln**

Gage Welborn

**STATESVILLE (1)**
**South Iredell**

Brady Pope

**TRYON (1)**
**Polk County**

Dillon Overholt

**WADESBORO (1)**
**Anson**

Timmy Horne

**WAKE FOREST (3)**
**Heritage**

Jeff Gemmell

Zach Gemmell

**Wake Forest**

Jake Campbell

**WAXHAW (1)**
**Marvin Ridge**

D'Mitri Emmanuel

**WHISPERING PINES (1)**
**Union Pines**

Ben Bowlbliss

**WILMINGTON (1)**
**Eugene Ashley**

Alex Highsmith





## THE PLAYERS





**#GOLDSTANDARD**
**#ROCKSOLID**
**#GOLDSTANDARD**
**#ROCKSOLID**
**CHARLOTTE 49ERS 2018 FOOTBALL ROSTER (NUMERICAL)**

No.	Player	Pos	Ht	Wt	Cl	Exp	Hometown/H.S./Previous School
2	Ed Rolle	DB	5-10	190	Sr.	2L	Miami, Fla. / Carol City / Garden City CC
2	Cameron Bent	WR	5-11	180	R-Fr.	RS	Bluffton, S.C. / Bluffton
3	Darius Irvin	LB	6-0	202	R-Jr.	2L	Winter Garden, Fla. / Foundation Academy
3	Mark Quattlebaum	WR	5-9	166	R-Sr.	3L	Cartersville, Ga. / Cartersville
4	Cameron Dollar	WR	6-1	189	R-Fr.	RS	Denver, N.C. / East Lincoln
5	Alex Highsmith	DE	6-3	244	R-Jr.	2L	Wilmington, N.C. / Eugene Ashley
5	Aaron McAllister	RB	5-10	226	R-So.	1L	Live Oak, Fla. / Suwannee
6	Workpeh Kofa	WR	6-0	205	R-Sr.	3L	Charlotte, N.C. / Independence
7	Hasaan Klugh	QB	6-1	198	R-Sr.	2L	Concord, N.C. / Central Cabarrus / NC A&T
7	Anthony Butler	LB	6-0	221	Jr.	2L	Charlotte, N.C. / Vance
8	R.J. Tyler	TE	6-3	247	R-Sr.	3L	Wagener, S.C. / Wagener-Salley
8	Nafees Lyon	DB	5-9	188	R-Jr.	2L	Charlotte, N.C. / Mallard Creek
9	Victor Tucker	WR	5-11	182	R-Fr.	RS	Miami Gardens, Fla. / Carol City
9	Quinton Jordan	DB	5-11	181	Sr.	1L	Seat Pleasant, Md. / Frederick Douglass / Fort Scott C.C.
10	Tyriq Harris	DE	6-3	241	R-Jr.	2L	Roanoke, Va. / Hidden Valley
10	Dylan Ratliff	QB	6-0	165	Fr.	NC	Harrisburg, N.C./Hickory Ridge
11	Jonathan Cruz	K	5-9	135	Fr.	NC	Cartersville, Ga./Cartersville
12	Alex Duncan	DB	5-9	181	R-Sr.	2L	Chapel Hill, N.C. / Chapel Hill
12	Brady Pope	QB	6-3	182	Fr.	NC	Statesville, N.C./South Iredell
14	Michael Holmes	DE	6-3	267	R-Jr.	2L	Charlotte, N.C. / Victory Christian
14	Joe Thompson	WR	6-1	201	R-So.	1L	Ashburn, Va. / Stone Bridge
15	Marquavis Gibbs	DB	6-0	195	Jr.	1L	West Palm Beach, Fla. / Suncoast / Coffeyville C.C.
15	Justin Jeffery	WR	6-1	170	Fr.	NC	Richmond Hill, Ga./Richmond Hill
16	Evan Shirreffs	QB	6-5	210	R-Jr.	NC	Jefferson, Ga./Jefferson
17	Luke Martin	LB	6-1	225	So.	NC	Cumming, Ga./Dawson County/Georgia Military
17	Chris Reynolds	QB	5-11	199	R-Fr.	RS	Mocksville, N.C. / Davie
18	Lance McMillan	DB	6-0	160	Fr.	NC	Greensboro, N.C./Grimsley
18	Jackson Vansickle	P/K	6-1	205	R-Jr.	1L	Charlotte, N.C. / Charlotte Christian / Virginia Tech
19	Cade Barnhill	WR	6-3	201	R-Fr.	RS	Durham, N.C. / Northern Durham
19	Willie Green	QB	5-11	203	R-Fr.	NC	Shelby, N.C. / Crest
20	DJ Anderson	DB	5-11	189	R-Jr.	NC	Silver Spring, Md. /Montgomery Blair /Lackawanna
21	Rico Arnold	WR	6-0	184	Fr.	NC	Athens, Ga. / Clarke Central
21	Juwan Foggie	LB	6-1	234	R-Sr.	3L	High Point, N.C. / High Point Central
22	Angel Marrero	WR	5-8	154	R-Fr.	RS	Charlotte, N.C. / Charlotte Catholic
22	JT Starr	DB	6-2	177	R-So.	1L	Belmont, N.C. / South Point
23	Matt Martinez	DB	6-2	175	Fr.	NC	Mooresville, N.C./Mooresville Senior
25	Denzel Irvin	DB	6-0	187	R-Sr.	3L	Winter Garden, Fla. / Foundation Academy
26	Jacione Fugate	DB	5-10	182	R-So.	1L	Hampton, Va. / Kecoughtan
26	Caleb Parker	RB	6-0	188	Fr.	NC	Smyrna, Ga./Eugene Ashley (N.C.)
27	Ben Bowbliss	DB	6-1	200	R-Fr.	RS	Whispering Pines, N.C. / Union Pines
28	Ben DeLuca	DB	6-1	201	Jr.	2L	Orlando, Fla. / Bishop Moore
28	Keshaun McGaugh	RB	6-1	185	Jr.	NC	Wichita, Kans./Wichita Northwest/Butler C.C.
29	Calvin Camp	RB	5-8	178	R-Fr.	RS	Hickory, N.C. / Shelby
29	Jonnie Pitman	DB	5-11	175	Fr.	NC	Oxon Hill, Md./Potomac
30	Ishod Finger	RB	5-6	170	Fr.	NC	Gastonia, N.C./Metrolina Christian
31	Terrick Smalls Jr.	RB	5-9	199	Fr.	NC	Pooler, Ga./Benedictine Military
32	Benny LeMay	RB	5-9	218	Jr.	2L	Matthews, N.C. / Butler
32	Julian Wheaton	DL	6-2	286	R-Jr.	1L	Cary, N.C. / Panther Creek / Lenoir-Rhyne
33	Roderick Staton	RB	5-8	161	R-Jr.	NC	Greenville, N.C./DH Conley/Apprentice School
34	Jeff Gemmell	LB	6-3	234	R-Jr.	2L	Wake Forest, N.C. / Heritage
35	Wesley Bullard	WR	5-8	168	Fr.	NC	Shelby, N.C. / Crest
36	Robert Cheatem	DB	6-0	186	R-So.	1L	Orlando, Fla. / Bishop Moore
37	Keshaun Woods	DB	5-10	192	R-So.	1L	Pahokee, Fla. / Pahokee
38	Jewan Davis	RB	5-10	195	Jr.	NC	Fredericksburg, Va. / James Monroe / Tiffin
39	Kyle Corbett	P/K	6-0	202	R-So.	1L	Pinehurst, N.C. / Pinecrest
39	George Maya	LB	6-1	218	R-Fr.	RS	Apex, N.C. / Middle Creek
40	Markees Watts	LB	6-2	205	Fr.	NC	Lancaster, S.C./Lancaster
41	AJ McDonald	DB	5-11	193	R-Jr.	2L	Bamberg, S.C. / Bamberg-Ehrhardt
42	Henry Segura	LB	6-2	208	R-Fr.	RS	Tallahassee, Fla. / Leon
43	Christian Haynes	DB	5-7	186	R-Jr.	1L	Jacksonville, N.C. / Southwest Onslow / Elizabeth City State
44	Cody Bartrum	LB	6-0	212	R-Fr.	RS	Pomeroy, Ohio / Meigs
45	Javonte Misenheimer	LB	6-1	230	R-Fr.	RS	Concord, N.C. / Jay M. Robinson
46	Dillon Overholt	LB	6-2	188	Fr.	NC	Tryon, N.C./Polk County
47	Jack Wellenhofer	LS	6-2	193	R-So.	1L	Rocky Mount, N.C. / Rocky Mount Senior
48	Trey Smelcer	P	6-7	240	Fr.	NC	Rocky Mount, N.C./Rocky Mount Academy
50	Jonathan Francois	LB	6-1	225	R-Fr.	RS	N. Miami Beach, Fla./Mater Academy Charter
51	Chris Brown	OL	6-3	298	R-Sr.	3L	Charlotte, N.C. / Vance
53	Jalen Allen	OL	6-2	295	Sr.	1L	Indianapolis, Ind. / Pike / Hutchinson C.C.





#GOLDSTANDARD				#ROCKSOLID				#GOLDSTANDARD				#ROCKSOLID			
54	Brian McDonough	LS	5-7	241	R-Sr.	3L		Kernersville, N.C. / East Forsyth							
55	Michael Adams	OL	6-1	306	R-Fr.	RS		Summerville, Ga. / Chattooga							
56	Will Graham	LB	6-0	229	R-So.	1L		Durham, N.C. / Cardinal Gibbons							
57	Jake Campbell	LB	6-1	225	Jr.	NC		Wake Forest, N.C./Wake Forest/Limestone							
58	Johnny Ray	DL	6-4	258	R-So.	1L		Mt. Pleasant, S.C. / Wando							
59	B.J. Turner	LB	6-1	208	Fr.	NC		Greensboro, N.C./Page							
60	Darren Drake	OL	6-1	307	Sr.	3L		McDonough, Ga. / Luella							
60	Bryan Wallace	DL	6-5	260	Fr.	NC		Berryville, Va./Clarke County							
61	Ernest King	DL	5-11	266	R-Fr.	RS		Fayetteville, N.C. / St. Paul's							
62	Tyler Fain	DL	6-3	297	R-Sr.	3L		Chesapeake, Va. / Indian River							
63	Jacob Webb	OL	6-5	286	R-Fr.	RS		Canton, Ga. / Creekview							
64	Nate Davis	OL	6-3	311	R-Sr.	3L		Ashburn, Va. / Stone Bridge							
65	John Brosnahan	P	5-11	201	Fr.	NC		Huntersville, N.C. / Cox Mill							
66	Jack Mitchell	OL	6-3	285	Fr.	NC		Charlotte, N.C./Charlotte Christian							
67	Ben Duyck	OL	6-2	300	Fr.	NC		Charlotte, N.C./Charlotte Christian							
68	Jaelin Fisher	OL	6-2	278	R-So.	1L		Nashville, Tenn. / Pearl Cohn							
69	Dejan Rasuo	OL	6-6	280	Fr.	NC		Greensboro, N.C./Ragsdale							
70	D'Mitri Emmanuel	OL	6-1	295	R-Fr.	RS		Waxhaw, N.C. / Marvin Ridge							
71	Cameron Clark	OL	6-5	296	R-Jr.	2L		Greensboro, N.C. / Ben L. Smith							
72	Gage Welborn	OL	6-5	265	Fr.	NC		Stanley, N.C./East Lincoln							
73	David Foust	OL	6-4	258	Sr.	1L		Washington, D.C. / Coolidge / LA Valley College							
74	Tim Baten	DL	6-5	322	R-Fr.	RS		Charlotte, N.C. / Victory Christian							
75	Dominic Taylor	OL	6-3	287	Jr.	NC		Snellville, Ga. / Shiloh / Hutchinson							
76	Jonathan Timmons	OL	6-3	345	R-So.	NC		Memphis, Tenn. / Southwind / Coffeyville							
77	Malik Harkness	OL	6-4	300	Fr.	NC		Lugoff, S.C. / Lugoff-Elgin							
78	Trevor Stacy	OL	6-5	315	R-Jr.	2L		Huntington, W.Va. / Spring Valley							
79	Dalton Widner	OL	6-4	280	Fr.	NC		Corryton, Tenn./Gibbs							
80	Ben Jacques	DE	6-6	247	R-Jr.	2L		Mt. Pleasant, S.C. / Wando							
81	Tyler Ringwood	WR	6-3	221	R-So.	NC		Buffalo, N.Y./Bishop-Timon-St. Jude/Erie C.C.							
82	Zach Gemmell	WR	6-2	190	R-Fr.	RS		Wake Forest, N.C. / Heritage							
83	Chris Wiggins	WR	6-1	184	Fr.	NC		Greensboro, N.C. / Grimsley							
84	Ryan Eachus	TE	6-1	254	R-Jr.	1L		Mission Viejo, Ca. / Mission Viejo / Orange Coast College							
85	Ryan Carriere	TE	6-3	245	R-So.	1L		Loganville, Ga. / Grayson							
86	Moss Saccomanno	TE	6-4	235	So.	NC		Smith Stations, Ala. / Smiths Stations / Dodge City							
86	Antoine Shaw	DE	6-2	235	R-Fr.	RS		Rockingham, N.C. / Richmond Senior							
87	Chris Phillips	TE	6-2	238	Sr.	1L		Woodbridge, Va. / C.D. Hylton / LA Valley College							
87	Isaiah Harris	DE	6-2	251	R-Jr.	1L		Indian Trail, N.C. / Marvin Ridge							
88	Jacob Hunt	TE	6-4	255	Fr.	NC		Rome, Ga./The Darlington School							
89	Chris Tomberlin	WR	6-0	165	R-Jr.	1L		Iron Station, N.C. / East Lincoln / Gardner-Webb							
90	Tommy Doctor	DL	6-4	270	R-Jr.	2L		Buffalo, N.Y. / Fork Union							
91	Dantrell Barkley	DL	6-4	285	R-So.	NC		Kannapolis, N.C./A.L. Brown/Independence C.C.							
92	Nick Martin	DL	6-2	300	R-So.	1L		Lexington, Ky. / Dunbar							
93	Emmanuel White	DE	6-7	235	R-Fr.	NC		Huntersville, N.C. / Victory Christian / Georgia Prep Acad.							
94	Isaiah Belk	DL	6-2	260	Fr.	NC		Charlotte, N.C./Butler							
95	Andrew Favaro	K	5-11	230	R-Fr.	RS		Knoxville, Tenn. / Webb School							
96	Jake Helms	DL	6-2	265	Jr.	NC		Mooresville, N.C. / Lake Norman / Western Carolina							
97	Damon Weldon Jr.	DE	6-4	238	Fr.	NC		Roanoke, Va. / William Fleming / Fork Union Military							
98	Timmy Horne	DL	6-5	311	R-So.	1L		Wadesboro, N.C. / Anson							
99	Taylor Chandler	DE	6-2	220	Fr.	NC		New London, N.C./North Stanly							

## Head Coach:

## Assistant Head Coach/Safeties:

## Recruiting Coordinator/Defensive Ends:

## Running Backs:

## Offensive Coordinator/Quarterbacks:

## Defensive Tackles:

## Tight Ends:

## Run Game Coordinator/Offensive Line:

## Special Teams Coordinator/Receivers:

## Defensive Coordinator/Linebackers:

## Co-Defensive Coordinator/Cornerbacks:

## Graduate Assistant:

## Graduate Assistant:

## Graduate Assistant:

## Graduate Assistant:

## Strength & Conditioning:

## Athletic Trainer:

## Football Operations:

## Student-Athlete Development:

Brad Lambert (Kansas State, 1987)

James Adams (Wake Forest, 2006)

Ulrick Edmonds James Madison, 2000)

Keith Henry (Catawba, 1989)

Shane Montgomery (N.C. State, 1990)

Brad Queen (Kentucky Christian, 2011)

Johnson Richardson (Wofford, 2010)

Chris Scelfo (UL-Monroe, 1986)

Charlie Skalaski (Florida, 1978)

Glenn Spencer (Georgia Tech, 1987)

Chip West (Livingstone, 1993)

Brooks Barden (UNC Charlotte, 2018)

Dean Garza (UT-Permian Basin, 2017)

Nick Sewak (Georgia Southern, 2015)

Weston Smith (UNC Charlotte, 2016)

Jim Durning (Marshall, 1992)

AJ Lukjanczuk (Elon, 2002)

Trevor Lambert (Kansas State, 2008)

Kevin Donnalley (North Carolina, 1991)



**#GOLDSTANDARD**
**#ROCKSOLID**
**#GOLDSTANDARD**
**#ROCKSOLID**

**MICHAEL  
ADAMS**
**55**
**6-1; 306; R-Fr.; OL**  
*Summerville, Ga.*  
*Chattooga H.S.*

**At Charlotte:** Moved from the defensive line to offensive line after his freshman season ... Signed Feb. 1, 2017 as part of the 49ers sixth recruiting class. **2017:** Served a red-shirt season.

**At Chattooga H.S.:** Two-star recruit (247 Sports, Scout, Rivals) out of Chattooga H.S. ... had 20 collegiate offers ... led Indians to the 2016 Georgia AA State quarterfinals ... first team all-state ... four-time all-AA Region 7 ... First team Best of Preps ... Team Captain Award ... FCA Athlete of the Year ... Scholar-Athlete Award also won Science and Computer Apps awards ... played O-line and D-line during high school career ... averaged 3.3 tackles as a senior for coach Charles Hammon ... Indians reached AA state playoffs in his junior season as well ... four-year varsity letterwinner.

**Personal:** Full name is Tony Michael Adams III ... Born Feb. 6, 1999 ... parents are Tony and Dorothy Adams ... pre-kinesiology major ... has two sisters: Kristen and Tabatha ... enjoys fishing.


**JALEN  
ALLEN**
**53**
**6-2; 295; Sr.; OL**  
*Indianapolis, Ind.*  
*Pike H.S.*  
*Hutchinson C.C.*

**At Charlotte:** Signed Feb. 1, 2017 as part of the 49ers sixth recruiting class ... added to roster in August 2017 for preseason workouts. **2017:** Played in 10 games without a start ... 49ers debut came at #19 Kansas State.

**At Hutchinson C.C.:** Two-star recruit (Scout.com) ... 2016 first team all-Kansas Jayhawk Community College Conference offensive guard ... first team all-Region VI for head coach Rion Rhoades ... Blue Dragons went 5-6 in his sophomore year.

**At Pike H.S.:** Three-year starter ... finished in regionals all three years ... first-team all-state ... top offensive lineman in state ... first team all-conference ... named Top 50 in state for Red Devils head coach Jimmy Graves.

**Personal:** Born Oct. 18, 1995 ... parents are Arthur and Mananna Allen ... has two siblings: Imani and Kayla ... sociology major with a minor in American Studies ... enjoys cooking.


**CADE  
BARNHILL**
**19**
**6-3; 201; R-Fr.; WR**  
*Durham, N.C.*  
*Northern Durham*

**At Charlotte:** Joined team in 2017 preseason. **2017:** Red-shirt season.

**At Northern Durham H.S.:** A two-time PAC-6 all-conference receiver for the Knights ... named to the *Durham Herald Sun* all-Area team in 2016 ... had 47 catches for 845 yards and 10 TDs as a senior for coach RJ Wilson ... winner of the school's Blue & Gold Award.

**Personal:** Born April 9, 1999 ... parents are Kristen and Todd Barnhill ... has a brother, Kyle and a sister, Kate ... considering a business major.


**CODY  
BARTRUM**
**44**
**6-0; 212; R-Fr.; LB**  
*Pomeroy, Ohio*  
*Meigs*

**At Charlotte:** Joined the 49ers in 2017. **2017:** Red-shirt season.

**At Meigs H.S.:** An all-state quarterback for the Marauders ... played for his father, coach Michael Bartum ... named Southeastern Ohio Offensive Player of the Year ... all-Tri-Valley Conference selection ... regional scholar.

**Personal:** Born August 25, 1998 ... parents are Michael and Jennifer Bartrum ... has three siblings: Zach, Ty and Taylor ... his father, Michael, played in the NFL for 13 years after a college career at Marshall ... psychology major ... enjoys hunting, fishing and snowboarding.


**TIM  
BATEN**
**74**
**6-5; 322; R-Fr.; DL**  
*Charlotte, N.C.*  
*Victory Christian*

**At Charlotte:** Pronounced BAY-tin ... signed with the 49ers in spring 2017 semester as part of the sixth recruiting class. **2017:** Served a red-shirt season.

**At Victory Christian H.S.:** A two-time all-2A conference standout ... named team captain as a senior for Kings' head coach Leon White ... Honors student.

**Personal:** Born March 25, 1995 ... mother is Eboni Baten ... has four sisters: Kennedy, Cassidy, Londyn and Kamryn ... grandfather James Baten played baseball at NC A&T ... Exercise Science major.



**CAMERON  
BENT**
**2**
**5-11; 180; R-Fr.; WR**  
*Bluffton, S.C.*  
*Bluffton H.S.*

**At Charlotte:** Signed Feb. 1, 2017 as part of the 49ers sixth recruiting class. **2017:** Served a red-shirt season.

**At Bluffton H.S.:** A three-star receiver (247Sports) ... two-star recruit by Rivals ... Shrine Bowl of the Carolinas ... North-South All-Star ... Region champions ... Most Valuable Offensive Player led the Bobcats to a 12-1 season ... Bobcats reached the AAA state quarterfinals ... high-scoring Bobcats scored 50 or more points in seven games, including AAA first round victory over Swansea (W, 56-6) ... three-year varsity player ... ranked second in state in track (100m; 200m) ... North-South All-Star in baseball (centerfield) ... Athlete of the Year.

**Personal:** Born June 9, 1999 ... parents are Beatrice Brown and Daniel Bent ... has three siblings: Charlene, Jessica and Dan.




**#GOLDSTANDARD**
**#ROCKSOLID**
**#GOLDSTANDARD**
**#ROCKSOLID**

**BEN  
BOWLBISS**
**27**
**6-1; 200; R-Fr.; DB**  
*Whispering Pines, N.C.*  
*Union Pines*
**At Charlotte:** Joined team in 2017 preseason. **2017:** Red-shirt season.

**At Union Pines H.S.:** Vikings 2015-16 Male Athlete of the Year ... two-time team captain ... Second team all-Cape Fear Valley Conference QB as a junior ... broke school record with a 95-yard rushing TD ... led Vikings to three straight playoff appearances ... passed for 2691 yards and 35 TDs; rushed for 1882 yards and 22 TDs ... graduated top 10% of his class.

**Personal:** Born March 4, 1999 ... parents are Jennifer and David Bowlbliss ... a brother, Jacob and a sister, Emily ... mother played basketball at Delaware and Connecticut ... father wrestled at NC State ... enjoys golfing.

**CHRIS  
BROWN**
**51**
**6-3; 298; R-Sr.; OL**  
*Charlotte, N.C.*  
*Vance*
**At Charlotte:** Veteran offensive lineman ... 20 starts in three playing seasons ... two-year starter (2016, 2017) ... member of the 49ers third recruiting class, which signed in February, 2014. **2017:** Played in 11 games with 9 starts at left tackle (4) and left guard (5) ... helped 49ers average 166.2 yards rushing, 8th in C-USA. **2016:** Played in 11 games with 10 starts at left tackle (6) and right tackle (4) ... helped 49ers average 176.2 yards rushing, 6th in C-USA. **2015:** Played in 10 games with one start in the 49ers inaugural season at the FBS level as a member of C-USA ... made his first collegiate start as left tackle in season-finale at Rice, Nov. 28 ... first action came vs. Presbyterian, Sept. 12. **2014:** Served a red-shirt season.

**At Vance H.S.:** First-team all-MECKA 8 Conference offensive lineman for head coach Keith Wilkes ... Cougar's Lineman of the Year ... posted a 9-4 record as a junior, including a 5-2 record in I-Meck play ... GPA over 3.0.

**Personal:** Born Feb. 24, 1996 ... Parents are Edna and Frank Reeder ... two brothers, Alex Brown and Geoffery Reeder and a sister, Valencia Mills ... majoring in Africana Studies ... enjoys video games and likes to draw.

**ANTHONY  
BUTLER**
**7**
**6-0; 221; Jr.; LB**  
*Charlotte, N.C.*  
*Vance*
**At Charlotte:** Moved into starting lineup midway through sophomore year ... started final five games of 2017 ... signed with the 49ers in December, 2015 and enrolled in the spring semester, 2016 ... a member of the 49ers fifth recruiting class. **2017:** Started last five games at inside linebacker following injury to senior Karrington King ... averaged 8.8 tackles as a starter (6 or more tackles in each game started) ... had 44 tackles, 5.5 TFL and 2.0 sacks as a starter ... finished 4th on team in tackles (72), 3rd

in TFL (6.5) and T2nd in sacks (2.0) ... double-digit tackles twice (both as a starter): career-high 14 at Old Dominion; 11 vs. Florida Atlantic ... high of 2.0 TFL (with 1.0 sack) vs. Middle Tennessee ... other sack came at ODU ... 7 tackles at #19 Kansas State and in 25-24 OT win vs. UAB ... high of 6 solo tackles vs. Florida Atlantic. **2016:** Played in all 12 games as a true freshman, without a start ... had 18 tackles (7 solo) with one QB hurry ... at least one tackle in 9 of 12 games ... had a high of five tackles vs. Elon ... three tackles vs. ODU and two vs. FIU, at Marshall and vs. Middle Tennessee ... sociology major with a minor in American Studies ... Athletic Director's List (3.0 GPA or higher) Fall 2016.

**At Vance H.S.:** Three-year varsity standout ... Cougars went 11-4 in his junior year and reached the 4A state semifinals ... posted a 5-2 mark in MECKA 4A Conference to finish third ... lost to Charlotte Catholic in the 2014 4A state semifinals ... 4th in conference with 122 tackles as a junior, averaging 8.1 per game ... added 3.0 sacks, 17.0 tackles for loss and one interception ... 6-6 in his senior season and earned a spot in the 4A state playoffs ... two-time team MVP ... two-time all-MECKA 4A conference player ... 2014 all-Charlotte Observer third team defensive back.

Year	G-S	UA-A-Tck	TFL	SK	INT	FR	QBh
2016	12-0	7-11-18	0.0	0	0	0	1
2017	12-5	32-40-72	6.5	2.0	0	0	2
<b>Total</b>	<b>24-5</b>	<b>39-51-90</b>	<b>6.5</b>	<b>2.0</b>	<b>0</b>	<b>0</b>	<b>3</b>


**SINGLE-GAME BESTS**

Tackles  
TFL  
Sacks

**CAREER**

14  
2.0  
1.0

**'17 SEASON**

14  
2.0  
1.0

**CALVIN  
CAMP**
**29**
**5-8; 178; R-Fr.; RB**  
*Hickory, N.C.*  
*Shelby*
**At Charlotte:** Joined the 49ers for the 2017 preseason ... moved to RB in spring, 2018 ... led all rushers with 131 rushing yards in 2018 Green-White Spring Game ... had two touchdown runs ... had 7 rushes in the second half for 109 yards and two TDs, including a 59-yard run on the opening drive of the half ... He also had two catches in the second half for 26 yards ... added a three-yard run to open the fourth quarter and put Green ahead, 31-0. **2017:** Served a red-shirt season.

**At Shelby H.S.:** State Champions ... led Golden Lions to an 11-1 record ... all-SMAC conference selection for head coach Lance Ware.

**Personal:** Born Oct. 18, 1997 ... parents Sharlos Carson and James Camp ... uncle is 49ers' all-time leading receiver Austin Duke, Carolina Panthers.

**RYAN  
CARRIERE**
**85**
**6-3; 245; R-So.; TE**  
*Loganville, Ga.*  
*Grayson*
**At Charlotte:** Signed with the 49ers in February 2016 as a member of the 49ers fifth recruiting class. **2017:** Played in two games without a catch ... made his debut at WKU, 10/14 ... also played at Southern Miss, 11/18 ... had one catch for 11 yards in 2018 Green-White Spring Game. **2016:** Red-shirt season.



## #GOLDSTANDARD

## #ROCKSOLID

## #GOLDSTANDARD

## #ROCKSOLID

**At Grayson H.S.:** A three-year varsity player for the Rams ... a two-star recruit by Rivals.com and 247Sports ... named First-Team all-Metro by the Atlanta Journal Constitution ... 3rd-team all-Gwinnett by the Gwinnett Daily Post... participated in all-Gwinnett County All-Star Game ... averaged 17.5 yards per catch (192 yards; 11 receptions) ... led the Rams to the AAAAAA Region 8 Championship ... ranked 4th in Georgia and reached the AAAAAA state semifinals ... went 13-1 with a perfect 8-0 mark in Region 8 for coach Mickey Conn ... Rams were 10-2 in 2014 with a 7-1 record in Region 8 ... advanced to the second round of the state playoffs.

**Personal:** Born May 18, 1998 ... son of Wendy and Jim Carriere ... has a brother, Josh ... computer science major ... 2016 and 2017 Conference USA Honor Roll ... Athletic Director's List (3.0 GPA or higher) Fall 2016.



## ROBERT CHEATHAM

# 36

**6-0; 186; R-So.; DB**  
**DeLand, Fla.**  
**Bishop Moore Catholic**

**At Charlotte:** Returning starter at defensive back ... signed with the 49ers in the summer 2016 as a member of the 49ers fifth recruiting class. **2017:** Started final six games at cornerback as a red-shirt freshman ... averaged 5.0 tackles in six starts ... played in 10 games with six starts ... had 31 tackles (20 solo) with 3 PBU ... high of seven tackles (with 1 PBU) at WKU in first career start ... had six tackles at Old Dominion and vs. Florida Atlantic ... high of 2 PBU vs. Middle Tennessee ... five or more tackles in four games. **2016:** Red-shirt season.

**At Bishop Moore H.S.:** Third-Team all-State Class 5A performer (Florida Times-Union) for 2015 5A FHSAA State Champions ... Hornets went 14-1 and claimed the 5A District 13 title with a 4-0 mark and just 7 points allowed for coach Matt Hedrick ... had four interceptions ... in junior year, FHSAA Regional champion Hornets reached the 5A state semifinals with another 14-1 mark and perfect 4-0 record in 5A District 11 ... Two-star recruit (247sports) ... had three interceptions as a junior ... played in defensive backfield alongside current 49ers signee Ben DeLuca ... played at Lake Mary Prep as a freshman.

**Personal:** Born June 26, 1997 ... mother is Virginia H. Myrie ... has a brother, Rodney ... major in marketing ... Athletic Director's List (3.0 GPA or higher) Fall 2016 ... Conference USA Honor Roll 2016 and 2017.

Year	G-S	UA-A-Tck	TFL	SK	INT	FR	PBU
2017	10-6	20-11-31	0.0	0.0	0	0	3
<b>Total</b>	<b>10-6</b>	<b>20-11-31</b>	<b>0.0</b>	<b>0.0</b>	<b>0</b>	<b>0</b>	<b>3</b>

SINGLE-GAME BESTS	CAREER	'17 SEASON
Tackles	7	7
TFL	0	0
PBU	2	2



## CAMERON CLARK

# 71

**6-5; 296; R-Jr.; OL**  
**Greensboro, N.C.**  
**Ben L. Smith**

**At Charlotte:** Named team captain for the 2018 season ... 2017 Offensive MVP ... returning starter on the offensive line ... named to 49ers' Athletics Director's List for posting a GPA of 3.0 or higher ... signed with the

49ers in December 2014 as part of the program's fourth signee class ... enrolled in the spring of 2015 and practiced throughout the spring semester. **2017:** Named team's Offensive MVP ... Played in all 12 games, making eight starts at left tackle ... started each of the final six games ... helped 49ers average 166.2 yards rushing, 8th in C-USA. **2016:** Played in all 12 games as a rs-freshman ... made two starts at left tackle ... helped 49ers rank 6th in C-USA with 176.2 rushing yards/game ... made first career start at home vs. Rice ... also started season finale at UTSA. **2015:** Red-shirt season.

**at Ben L. Smith H.S.:** 2014 Shrine Bowl of the Carolinas selection for head coach Antonio Kirkpatrick ... an all-Metro 4A player for the Golden Eagles ... named to North Carolina's all-Gridiron Second Team ... had 88 pancakes as a senior and 42 as a junior ... attended The Academy at Smith and played for Ben L. Smith High ... a three-star recruit by ESPN.com and two-star nod by Rivals.com and 247 Sports ... named NCPreps.com 4A all-state team.

**Personal:** Born November 16, 1997 ... parents are Alonzo and Janice Clark ... has a twin sister: Alexandra R Clark ... attended the Academy at Smith and played for Ben L. Smith High ... Honor Roll student ... enjoys reading ... Athletic Director's List (3.0 GPA or higher) Spring 2015, Spring 2017 and Fall 2017.



## KYLE CORBETT

# 39

**6-0; 202; R-So.; P/K**  
**Pinehurst, N.C.**  
**Pinecrest H.S.**

**At Charlotte:** **2017:** Saw action in seven games ... connected on 5-of-6 PATs and missed lone FGA ... had 8 kickoffs for 494 yards (61.8 avg.) with 1 touchback ... hit both PATs vs. Middle Tennessee and was a perfect 3-for-3 at Southern Miss. **2016:** Served a red-shirt season.

**At Pinecrest H.S.:** As a senior named first-team All-Region and All-conference...As a senior, he played in the East-West All-Star game...Went 128-132 in PATs over his last two seasons...As a senior, averaged 43.6 yards per punt...An East-West Academic All-Star and a member of the National Honor Society.

**Personal:** Born January 15, 1998...son of Eric and Tracey Corbett...sibling is Karsen ... communications major ... Dean's List (3.4 GPA or higher) Fall 2016 ... 2016 and 2017 Conference USA Honor Roll.



## NATE DAVIS

# 64

**6-3; 311; R-Sr.; OL**  
**Ashburn, Va.**  
**Stone Bridge**

**At Charlotte:** 2018 Preseason all-Conference Second Team (Athlon's) ... named 49ers' Best Offensive Player for 2018 by SB Nation ... 2016 and 2017 Honorable Mention all-C-USA ... 2017 Preseason 2nd-team all-Conference USA (Athlon Sports) ... three-year starter ... A member of the 49ers third recruiting class, signed in February, 2014. **2017:** Honorable Mention all-Conference USA ... Played/started all 12 games at right guard ... helped 49ers average 166.2 yards rushing, 8th in C-USA ... 49ers ranked 5th in sacks against (22; 1.83/gm). **2016:** Honorable Mention all-Conference USA ... Played in nine games with eight starts at right guard





## #GOLDSTANDARD

## #ROCKSOLID


## #GOLDSTANDARD

## #ROCKSOLID

... helped 49ers offense rank sixth in C-USA in rushing. **2015:** Moved into the starting lineup as a red-shirt freshman ... started 10 games at right guard ... played in all 12 games ... started last 10 games ... made his college debut in 49ers first game at the FBS level (at Georgia State, Sept. 4) ... made his first start in 49ers' first C-USA game (at Middle Tennessee, Sept. 19) ... wore program's honorary #49 jersey at FIU, Nov. 7. **2014:** Served a red-shirt season.

**At Stone Bridge H.S.:** A first-team all-state and 5A North all-Region first team lineman for head coach Mickey Thompson ... four-year letterman led the Bulldogs to a 9-3 record in 2013 that included a Liberty District Championship ... selected to the 2013 Pigskin Club's All-Metropolitan Defensive Line ... named team MVP and team captain in 2013 ... first team all-Liberty conference ... helped the Bulldogs to the Virginia AAA Div. 5 Championship game as a junior ... The Bulldogs went 14-1, that year.

**Personal:** Born September 23, 1996 ... son of Ken and Natalie Davis ... has two sisters: Kimberley Davis and Sonja Cannon ... Criminal Justice major.



**BEN  
DELUCA**

**28**

**6-1; 201; Jr.; DB  
Apopka, Fla.  
Bishop Moore Catholic**

**At Charlotte:** 2018 Preseason all-Conference USA (C-USA Coaches) ... preseason all-C-USA third team (Athlon's) ... 2017 all-Conference USA Honorable Mention ... first 49ers player to lead the NCAA in a statistical category (5 forced fumbles, 2017) ... 2016 Freshman all-America by Pro Football Focus (first 49er to be named to a Freshman all-America team) ... 2016 Conference USA all-Freshman Team ... ranks 3rd all-time with 170 career tackles ... ranks 1st all-time with 6 career forced fumbles (FF) ... two-year starter at safety ... signed with the 49ers in February, 2016 as a member of the 49ers fifth recruiting class. **2017:** Honorable Mention all-Conference USA ... led nation with 5 forced fumbles (1st 49er to lead NCAA in a statistical category) ... school-record 2 FF vs. Florida Atlantic ... 49ers record for most tackles in an FBS game with 17 vs. Marshall ... 2nd in C-USA, averaging 10.9 tackles in league play ... averaged 9.3 tackles overall, 4th in C-USA ... 102 tackles are third-most by a 49er in a single-season ... led C-USA in FF (5) and FR (3) ... 10 or more tackles in five games (all vs. C-USA opponents), with a string of four straight (Marshall 17, WKU 10, UAB 10, ODU 10) ... 16 tackles (high of 9 solo) with 2 FF, 1 FR in season-finale vs. Florida Atlantic ... tied a school record with a fumble recovery in consecutive games (at WKU, vs. UAB) ... led 49ers with three takeaways (3 FR) ... ranks 2nd all-time with 4 career fumble recoveries ... FF in three straight games (Marshall, WKU, UAB) ... career-high 6 PBU to give him 10 in his career (6th all-time) ... averaged 11.8 tackles over final six games with at least 8 tackles in each ... 26-yd. fumble return in 25-24 OT win vs. UAB is 4th-longest in school history ... played in 11 games, making 10 starts. **2016:** 2016 First Team Freshman all-America by Pro Football Focus (PFF) ... Campus Insiders Honorable Mention Freshman all-America ... 2016 Conference USA all-Freshman Team ... played in all 12 games, making eight starts ... started last eight games (3-5), which included 49ers first three C-USA wins ... According to PFF, "DeLuca posted the top coverage grade among freshman safeties at 79.9. He was also a sure tackler, missing only six of his 70 attempts" ... third on the team with 68 tackles to set a school record for true freshmen ... team-high honors with three takeaways ... returned a fumble 59 yards for a touchdown in the 49ers first win of the season over Elon ... added interceptions in back-to-back C-USA games vs. Florida Atlantic and FIU to tie a school record for consecutive games with an INT ... forced a fumble at the goal line to help ensure the 49ers road win at Marshall (fumble went through the end zone to give Charlotte possession on a touchback and stifle a scor-

ing opportunity in that three-point win) ... three games with double-digit tackles including a 49ers' season-high 14 at Florida Atlantic ... 11 solo tackles vs. Rice were also a 49ers season high ... averaged 7.9 tackles in eight starts ... had two INTs and four PBUs.

**At Bishop Moore H.S.:** Second-Team all-State Class 5A performer (Florida Times-Union) for 2015 5A FHSAA State Champions ... Hornets went 14-1 and claimed the 5A District 13 title with a 4-0 mark and just 7 points allowed for coach Matt Hedrick ... had 127 tackles (36 solo) with 2 TFL and 4 INT ... team's defensive captain ... three-year starter ... #50 on Orlando Sentinel's 2016 Central Florida Super60 ... had over 100 tackles and 4 INT as a junior as the FHSAA Regional champion Hornets reached the 5A state semifinals with another 14-1 mark and perfect 4-0 record in 5A District 11 ... three-time district champs were 8-3 in 2013 (4-0 in 5A District 11) ... led Hornets to a 35-5 record as a varsity player.

**Personal:** Full name is Stephen Benito DeLuca Jr. ... born April 9, 1998 ... son of Steve DeLuca ... has three sisters: Danielle, Elise and Erica ... communications major ... Athletic Director's List (3.0 GPA or higher) Fall 2016 ... 2016 and 2017 Conference USA Honor Roll.

Year	G-S	UA-A-Tck	TFL	SK	INT	FF	FR	PBU
2016	12-8	51-17-68	1.0	0.0	2	1	1	4
2017	11-10	56-46-102	1.0	0.5	0	5	3	6
<b>Total</b>	<b>23-18</b>	<b>107-63-170</b>	<b>2.0</b>	<b>0.5</b>	<b>2</b>	<b>6</b>	<b>4</b>	<b>10</b>

### SINGLE-GAME BESTS

Tackles  
INT  
FF  
TFL

### CAREER

17  
1  
2  
1.0

### '17 SEASON

17  
0  
2  
1.0



**TOMMY  
DOCTOR**

**90**


**6-4; 270; R-Jr.; DL  
Buffalo, N.Y.  
Grand Island  
Fork Union**

**At Charlotte:** Returning starter on the defensive line ... Joined the 49ers during the spring, 2015 semester. **2017:** Nine starts on the defensive line in 12 games played ... first career start came at #19 Kansas State ... totaled 26 tackles (7 solo) with 1.0 TFL, 5 QBh and 1 fumble recovery ... had a high of 5 tackles with 0.5 TFL at Old Dominion, Nov. 4 and 4 tackles vs. Florida Atlantic, Nov. 25 ... had 14 tackles (3.5/gm) in November (final four games) ... had two tackles and 0.5 TFL in season-opener at Eastern Michigan ... recovered a fumble at Marshall, Oct. 7 ... had one QBh in five different games. **2016:** Played in four games ... made his debut at #19 Louisville in 49ers first-ever game against a nationally-ranked FBS opponent ... totaled five tackles (3 solo) with 1.0 TFL and 1.0 sack ... sack/TFL came in home opener win vs. Elon ... high of two tackles vs. Old Dominion and at Florida Atlantic in 49ers first-ever Conference USA win. **2015:** Red-shirt season ... Named to Athletic Director's List (3.0 or higher) in Spring 2016.

**Previous:** Served as team captain of the Grand Island Vikings under Coach Dean Santorio ... Was awarded 1st Team All-State Defensive Lineman (NY) ... helped Vikings to a 7-2 record in 2013 ... also attended Fork Union.

**Personal:** Born on November 10, 1995 ... Parents are Tom and Kerry Doctor ... has a sister, Shannon ... Father played at Canisius College before playing linebacker for the Buffalo Bills. Uncle, Sean, played for Marshall before also playing for the Buffalo Bills ... transfer from Fork Union ... marketing major ... Dean's List (3.4 GPA or higher) Spring 2015 ... 2016 and 2017 Conference USA Honor Roll.

#GOLDSTANDARD			#ROCKSOLID				
Year	G-S	UA-A-Tck	TFL	SK	FF	FR	QBh
2016	4-0	3-2-5	1.0	1.0	0	0	0
2017	12-9	7-19-26	1.0	0.0	0	1	5
<b>Total</b>	<b>16-9</b>	<b>10-21-31</b>	<b>2.0</b>	<b>1.0</b>	<b>0</b>	<b>1</b>	<b>5</b>



## CAMERON DOLLAR

# 4

6-1; 189; R-Fr.; WR  
Denver, N.C.  
East Lincoln H.S.

**At Charlotte:** Signed Feb. 1, 2017 as part of the 49ers sixth recruiting class. **2017:** Served a red-shirt season.

**At East Lincoln H.S.:** Caught a record seven touchdown passes as East Lincoln drubbed Huntersville's Christ the King, 69-0 ... the seven TD catches rank second nationally and first in state history ... all seven TD catches came in the first half, a national record ... finished game with nine catches for 299 yards (5th in N.C. history) ... finished year with 61 catches for 1284 yards and 12 TDs ... averaged 98.8 receiving yards per game ... honorable mention all-Charlotte Observer ... 2nd-team all-state selection ... selected for Shrine Bowl of the Carolinas ... team captain ... team MVP ... two-star recruit (247 Sports) ... had 2,997 career yards with 38 TDs ... two-time all-conference and all-region ... 57 catches for 1,063 yards and 16 touchdowns as the Mustangs' main target in 2015 ... Mustangs enjoyed an 11-3 record under head coach Mike Byus in 2016 ... advanced to quarterfinals of state 2AA playoffs ... three-time conference champions ... 14-1 Mustangs lost to Monroe in the 2015 state 2AA semifinals after claiming the Southern District 7 Athletic 2A Conference title with a perfect 7-0 record ... earned Sportsmanship Award as a sophomore as Mustangs won state title ... Beta Club (4.0) ... Senior Class President.

**Personal:** Born July 7, 1999 ... parents are Pauline Dollar and Richard Beatty ... has two younger brothers: Sidney and Jaxon Dollar ... enjoys practicing/coaching young players ... majoring in engineering.



## DARREN DRAKE

# 60

6-1; 307; Sr.; OL  
McDonough, Ga.  
Luella

**At Charlotte:** The 49ers starting center in 2017 ... enters season 8th among active 49ers with 29 games played ... signed with the 49ers on Feb. 4, 2015 as part of the program's fourth signee class. **2017:** Starting center in all 11 games he played ... helped 49ers average 166.2 yards rushing, 8th in C-USA ... 49ers ranked 5th in sacks against (22; 1.83/gm). **2016:** Played in all 12 games as a back-up center. **2015:** Played in six games as a true freshman ... made his college debut vs. Presbyterian, Sept. 12 ... also played at Middle Tennessee in the 49ers first-ever Conference USA game ... saw action vs. Florida Atlantic in the 49ers first home night game, vs. Temple, at Old Dominion and vs. Marshall.

**At Luella High:** A three-star recruit according to ESPN.com ... a three-time all-Region selection ... 2014 first team All-Region 4-A-A-A-A-A ... 2013 second team all-Region 2-A-A-A-A-A ... 2012 HM all-Region 2-A-A-A-A-A ... three-year letterwinner ... Earned team's Blue Collar Award and Permanent Captain honor as a senior for coach Nic Vasilchek ... also won Blue Collar Award as a junior ... team's strongest player with a combined lift

total of 1185, including team records in the squat (525) and bench (365) ... Lions advanced to state playoffs in 2013... received two stars from both Rivals and 247 Sports.

**Personal:** Born March 25, 1997 ... mother is Pamela ... has two siblings: Rayquan and Leatrice ... A/B Honor Roll ... won school's Citizenship Award in 2014 ... enjoys playing and composing music ... psychology major with a minor in American Studies ... Athletic Director's List (3.0 GPA or higher) Fall 2016.



## ALEX DUNCAN

# 12

5-9; 181; R-Sr.; DB  
Chapel Hill, N.C.  
Chapel Hill Navy

**At Charlotte:** Transferred to the 49ers from Navy in 2015. **2017:** Missed the 2017 season with injury. **2016:** Played in 11 games, with one start ... first start as a 49er came in season-finale at UTSA (career-highs of 5 tackles; 2 PBU) ... had 25 tackles (16 solo) on season ... had a fumble recovery and an interception and two pass breakups ... high of five tackles (5 solo) at UTSA with four tackles at Temple and three in C-USA road win at Southern Miss ... had his first INT vs. Elon and recovered a fumble vs. Old Dominion. **2015:** Sat out the 2015 season as an NCAA transfer student ... Named to Athletic Director's List (3.0 or higher) in Spring 2016.

**at Navy:** **2014:** Played as a freshman.

**at Chapel Hill H.S.:** A 2013 graduate ... two-sport athlete who lettered in football (4) and track (4) ... a two-time all-state selection ... named a NUC all-America in 2013 and a OD Junior all-America in 2012 ... conference Defensive Player of the Year as a senior ... a four-time all-conference choice ... attended Naval Academy Prep School in 2013-14.

**Personal:** Born on October 11, 1995 ... Parents are Katherine and Aaron Duncan ... has one younger brother, Neal Duncan ... art major with a minor in American Studies ... enjoys writing.



## RYAN EACHUS

# 84

6-1; 254; Sr.; TE  
Mission Viejo, Ca.  
Mission Viejo H.S.  
Orange Coast College

**At Charlotte:** Signed in December 2016 as part of the 49ers sixth recruiting class ... enrolled in the 2017 spring semester and practiced throughout the spring season. **2017:** Did not see action as a junior while battling injury.

**At Orange Coast College:** **2016:** Coming off a strong 2016 campaign ... made 22 catches for 285 yards, averaging 13.0 yards per reception. **2015:** Had 10 catches for 83 yards for the Pirates ...

**At Mission Viejo H.S.:** Helped Diablos to the Western Valley CIF Southern Sectional Championships and a 11-1 overall record ... named Defensive MVP and Outstanding Tight End ... Utility Player of the Year.

**Personal:** Born April 12, 1995 ... parents are Keith and Kim Eachus ... has two brothers: Robbie and Randall ... enjoys dirtbike riding and wakeboarding ... majoring in psychology.



**#GOLDSTANDARD**
**#ROCKSOLID**
**#GOLDSTANDARD**
**#ROCKSOLID**


**D'MITRI  
EMMANUEL**

**70**

**6-1; 295; R-Fr.; OL**  
**Waxhaw, N.C.**  
**Marvin Ridge**

**At Charlotte:** Signed Feb. 1, 2017 as part of the 49ers sixth recruiting class. **2017:** Served a red-shirt season.

**At Marvin Ridge H.S.:** A three-star recruit (247Sports; Rivals) ... first team all-Charlotte Observer offensive lineman ... 2016 Shrine Bowl pick ... had a 93 percent blocking grade as a senior with 41 pancake blocks ... had offers from Boston College, North Carolina and Syracuse among others (247Sports) ... all-state by USA Today ... ranked 10th among the South's offensive guards (Scout.com) ... three-time all-conference choice and four-time all-county ... helped Mavericks to an 8-6 record and trip to the third round of the play-offs under head coach Aubrey Carter ... finished second in the Southern Carolina 3A Conference with a 3-2 mark.

**Personal:** Born February 1, 1999 ... parents are Kamella and Ryan Emmanuel ... has a sister, Zaliyah ... has lived in four countries (England, Nigeria, Jamaica and U.S.) ... sociology major ... enjoys music and sports.



**TYLER  
FAIN**

**62**

**6-3; 297 R-Sr.; DL**  
**Chesapeake, Va.**  
**Indian River**

**At Charlotte:** 2017 starting nosetackle ... a member of the 49ers third recruiting class, signed in February 2014. **2017:** First-year starter ... started all 12 games ... had 28 tackles (11 solo) with 1 QBh and 1 PBU ... high of six tackles vs. NC A&T and at Old Dominion ... registered at least one tackle in all but one game ... averaged 3.0 tackles in November (last four games) ... had 3 tackles (3 solo) at WKU and 2 tackles with 1 QBh vs. Marshall. **2016:** Played in five games without a start ... credited with two tackles ... had assisted tackles at #19 Louisville in the 49ers first-ever game against a nationally-ranked FBS opponent and vs. Elon ... had a career-high 2 QB hurries vs. Elon. **2015:** Played in 10 games without a start during the 49ers first season at the FBS level ... had five tackles, including four solo ... had high of three tackles (3 solo) at Middle Tennessee in the 49ers first C-USA game ... added two tackles (1 solo) vs. Southern Miss. **2014:** Served a red-shirt season.

**At Indian River H.S.:** A first-team all-Conference choice had 53 tackles, 23 tackles for loss and six sacks for Braves head coach Elijah "Cadillac" Harris ... won the 2013 Coaches Award and D-Line MVP ... had 67 tackles as a junior with 31 tackles for loss and 13 sacks ... was named first-team all-District on the Offensive Line and second team all-District Defensive Line ... also a standout wrestler for the Braves.

**Personal:** Born October 27, 1995 ... grandparents are Jesus (Tony) and Peggy Neri ... has a sister, Cathleen Ann-Marie Pearce and a brother Thomas Lee Bowers Jr. ... enjoys fishing ... majoring in Geography with a minor in American Studies.

Year	G-S	UA-A-Tck	TFL	SK	INT	FR	QBh
2015	10-0	4-1-5	0	0	0	0	0
2016	5-0	0-2-2	0	0	0	0	2
2017	12-12	11-17-28	0	0	0	0	1
<b>Total</b>	<b>27-12</b>	<b>15-20-35</b>	<b>0</b>	<b>0</b>	<b>0</b>	<b>0</b>	<b>3</b>



**ANDREW  
FAVARO**


**95**

**5-11; 230; R-Fr.; K**  
**Knoxville, Tenn.**  
**Webb School**

**At Charlotte:** Pronounced, FAY-vuh-row ... joined the 49ers for the 2017 preseason. **2017:** Served a red-shirt season.

**At Webb School:** 2013 & 2014 2A State Champions ... 2016 State Finalists under coach David Meske ... named 2106 all-District for the Spartans ... three-time Special Teams' MVP.

**Personal:** Born December 16, 1998 ... parents are Jim and Robin Favaro ... has a brother, Nick ... majoring in accounting.



**JAE LIN  
FISHER**

**68**

**6-2; 278; R-So.; OL**  
**Nashville, Tenn.**  
**Pearl Cohn**

**At Charlotte:** Handled bulk of first team reps at center in Spring 2018. **2017:** Played in six games as a back-up center with one start ... made first collegiate start at FIU ... 49ers recorded their FBS record 349 rushing yards in that game ... helped produce two 100-yard rushers in that game: Benny LeMay, 178; Hasaan Klugh, 107. **2016:** Served a red-shirt season.

**At Pearl Cohn H.S.:** Earned All-City, All-Metro and All-Region honors ... received state's top lineman award ... as a senior, helped his team reach the state championship game ... ranked in the top 15 in his class academically.

**Personal:** Born August 19, 1997 ... son of Terra Shelton ... siblings are Javon and Joerdan Shelton ... Africana Studies major ... Dean's List (3.4 GPA or higher) Fall 2016 ... 2016 and 2017 Conference USA Honor Roll.



**JUWAN  
FOGGIE**

**21**

**6-1; 234; R-Sr.; LB**  
**High Point, N.C.**  
**High Point Central**

**At Charlotte:** 2018 AFCA Allstate Good Works Team nominee ... 2018 The Wuerffel Trophy Watch List ... 2017 Honorable Mention all-Conference USA ... 2017 all-C-USA 2nd team by Pro Football Focus ... versatile talent that has found a home as a linebacker ... converted from WR to LB in 2017 ... a member of the 49ers third recruiting class, signed in February, 2014 ... excelled on special teams. **2017:** 2017 Honorable Mention all-Conference USA ... 2017 all-C-USA 2nd team by Pro Football Focus ... Started 11 of 12 games played ... third on team with 74 tackles (43 solo) ... stat stuffer was 4th on team with 5.5 TFL, 2nd with 5 PBU, 3rd with 4



## #GOLDSTANDARD

## #ROCKSOLID

## #GOLDSTANDARD

## #ROCKSOLID

QBh ... added 1 INT, 1 FF and 1 FR ... 2nd on team with 2 takeaways (1 FR, 1 INT) ... registered double-digit tackles with a season-high 11 takedowns vs. Georgia State ... had 4 or more tackles in every start ... 8 tackles with 1.0 TFL in 25-24 OT win vs. UAB ... had 6 tackles, 0.5 TFL, 1 FF, 1 FR, 2 QBh and 1 PBU at Eastern Michigan in first career start ... had 7 tackles and his INT at FIU ... strong game avs. MT with 7 tackles, 1.0 TFL, 1 QBh and 2 PBU. **2016:** Conference USA Special Teams Player of the Week, Nov. 7, 2016 after blocking a punt in the endzone that was recovered for a touchdown in road win at Southern Miss ... converted a punter's fumble into a TD with a fumble recovery in season finale at UTSA ... had six catches for 57 yards ... had three catches of 10+ yards: 11 at #19 Louisville; 14 vs. Elon; season-high 15 at Temple ... high of two catches for 21 yards vs. Elon. **2015:** Red-shirt season during the 49ers first year at the FBS level as a member of Conference USA. **2014:** Played in all 11 games as a true freshman ... had one catch for 15 yards (in home opener vs. Johnson C. Smith) ... also had one punt return for 10 yards (vs. Wesley).

**At High Point Central H.S.:** A two-time first team all-Piedmont Triad 4A choice for head coach Wayne Jones ... had over 2,300 yards receiving in his career ... pulled in 981 receiving yards with 10 TD's ... averaged 75.46 receiving yards per game; 16.35 yards per catch ... Scored a pair of touchdowns in NCHSAA 4A Playoffs for the Bison ... a two-time all-area and all-county choice as well ... High Point Central went 9-4 in his senior year as Piedmont Triad 4A co-Conference champs ... had 833 yards receiving and five touchdowns as a junior as the Bison went 9-3 ... added 496 yards as a sophomore, including a 70-yard reception ... A-B Honor Roll student.

**Personal:** Born Nov. 2, 1995 ... Father is Perry Foggie and mother is Robin Gwynn ... brothers are Trey Foggie and Adrian Price ... enjoys watching movies ... major in Sociology ... Athletic Director's List (3.0 GPA or higher) Spring 2015, Fall 2016.

Year	G-S	UA-A-Tck	TFL	Sack	INT	FF	FR	QBh	PBU
2014	11-0	0-0-0	0.0	0	0	0	0	0	0
2015	Red-shirt season								
2016	12-0	0-0-0	0.0	0	0	0	1	0	0
2017	12-11	43-31-74	5.5	0	1	1	1	4	5
<b>Total</b>	<b>35-11</b>	<b>43-31-74</b>	<b>5.5</b>	<b>0</b>	<b>1</b>	<b>1</b>	<b>2</b>	<b>4</b>	<b>5</b>

### SINGLE-GAME BESTS

### CAREER

### '17 SEASON

Tackles	11	11
TFL	1.0	1.0
FR	1	1
INT	1	1

Year	G-S	Rcv	Yds	Avg	TD*	Avg/G
2014	11-0	1	15	15.0	0/0	1.4
2016	12-0	6	57	9.5	0/1	4.8
<b>Total</b>	<b>23-0</b>	<b>7</b>	<b>72</b>	<b>10.3</b>	<b>0/1</b>	<b>3.1</b>

\* Rec. TD/Overall TD

### Punt Returns

Year	no.	Yds	Avg	TD	LG
2014	1	10	10.0	0	10
2016	1	12	12.0	0	12
<b>Total</b>	<b>2</b>	<b>22</b>	<b>11.0</b>	<b>0</b>	<b>12</b>



## DAVID FOUST

# 73

6-4; 258; Sr.; OL  
Washington, D.C.  
Coolidge  
Los Angeles Valley College

**At Charlotte:** Signed in December 2016 as part of the 49ers sixth recruiting class. **2017:** Played in three games ... first action came at #19 Kansas State ... all game action came on the road: at KSU, at WKU and at South-

ern Miss.

**At Los Angeles Valley College: 2016:** Team captain ... Led Monarchs to an unbeaten 11-0 record and the Southern California Football Association's (SCFA) American Division Pacific Championship Bowl title ... ranked first in the SCFA ... won the American Division Pacific League title with a perfect 5-0 record. **2015:** Monarchs went 9-2 and claimed the Golden State Bowl title in the program's first bowl bid since 1996 ... moved from right tackle as a freshman to the left side as a sophomore.

**At Coolidge H.S.:** Was a standout at tight end and defensive end ... Colts went 9-2 in 2011 ... entire team averaged 3.0 GPA in 2011-12 ... Dean's List student twice in 11th grade ... AP list in 12th grade.

**Personal:** Born May 26, 1994 ... parents are Marsha and David Foust Sr. ... has three brothers/sisters: Daniel and Monet Foust and Christina Adams ... criminal justice major with a minor in American Studies.



## JACIONE FUGATE

# 26

5-10; 182; R-So.; DB  
Norfolk, Va.  
Kecoughtan

**Pronounced:** Jay-CEE-on Few-GATE

**At Charlotte:** Signed with the 49ers in February, 2016 as a member of the 49ers fifth recruiting class. **2017:** Missed 2018 season with injury. **2016:** Red-shirt season.

**At Kecoughtan H.S.:** A 2015 Daily Press All-Star ... second team all-5A South by recruit757.com ... ran for 1158 yards and 15 TDs as a senior ... averaged 7.3 yards per carry for head coach Alonzo Coley ... three-year varsity player for the Warriors ... named to the 2014 all-757 Camp team where he posted the top 40 yard dash and a top five vertical jump ... Warriors reached the second round of the 2014 6A State Playoffs ... named second-team all-South 6A as a junior ... first team all-conference in 2014 ... second team all-conference in 2013 ... track athlete ... transferred from Booker T. Washington (Norfolk, Va.), where he started on both sides of the ball.

**Personal:** Born Oct. 21, 1997 ... father is Matt Brashares ... Dean's List (3.4 GPA or higher) Fall 2016 ... 2016 and 2017 Conference USA Honor Roll.



## JONATHAN FRANCOIS

# 50

6-1; 225; R-Fr.; LB  
N. Miami Beach, Fla.  
Mater Academy Charter

**At Charlotte:** Signed Feb. 1, 2017 in the 49ers sixth recruiting class. **2017:** Served a red-shirt season.

**At Mater Academy Charter:** Two-star recruit (247Sports; Rivals) ... helped the Lions to an 11-2 record and a 7A District 16 Conference title with a perfect 8-0 record ... district title was first in school history ... lost to eventual 7A state champion St. Thomas Aquinas in the state quarterfinals under head coach Rocco Casullo ... named second team all-Dade ... had 85 tackles (43 solo) with 14 TFL, three sacks and one interception ... had three forced fumbles and three recoveries ... team captain for the Lions nd deensive MVP.



**#GOLDSTANDARD**
**#ROCKSOLID**
**#GOLDSTANDARD**
**#ROCKSOLID**

**Personal:** Born September 13, 1998 ... parents are Gerda St. Hubert and Jean Jonas Francois ... enjoys music and drawing ... criminal justice major.



**JEFF  
GEMMELL**

**34**

**6-3; 234; R-Jr.; LB  
Wake Forest, N.C.  
Heritage**

Pronounced gam-mull ("g" as in "get")

**At Charlotte:** 2018 team captain ... 2018 Preseason all-Conference USA Third Team (Athlon's) ... named Best Defensive Player for 2018 by SB Nation ... 2017 Honorable Mention all-Conference USA ... 49ers leading returning tackler ... signed with the 49ers on Feb. 4, 2015 as part of the program's fourth signee class. **2017:** 2017 Honorable Mention all-Conference USA ... first-year starter ... started 11 of 12 games played ... led team with 106 tackles (2nd all-time) ... just 2nd 49er to surpass 100 tackles in a season ... ranked 5th in C-USA with 8.8 tackles/game ... improved to 9.5 tackles in C-USA games ... set a school record with six games with double-digit tackles ... closed season with a string of 5 straight games with double-digit tackles (averaged 11.8 tackles with 3.5 TFL over last 5 games) ... high of 14 tackles (with 2.0 TFL, 1.0 sack) in season-opener at Eastern Michigan in first career start ... 14 tackles are tied for 4th-most vs. an FBS foe ... had 13 tackles at Old Dominion (1.0 TFL), at Southern Miss (1.0 TFL) and vs. Florida Atlantic (1.5 TFL) ... led team with 7.5 TFL ... added 1.0 sack, 4 QBh, and 1 FF ... had 10 tackles and 1 FF in 25-24 OT win at UAB. **2016:** Played in all 12 games as a red-shirt freshman without a start ... had 27 tackles (12 solo) ... high of 5 tackles vs. Elon and 4 tackles (all solo) at UTSA for his C-USA high ... 3 tackles at #19 Louisville, at Temple and at Southern Miss ... had at least one tackle in 10 of 12 games played ... credited with a QB hurry vs. FIU. **2015:** Red-shirt season .... Named to Dean's List (3.4 GPA or higher) in Spring 2016 ... Athletic Director's List (3.0 or higher) Fall 2015 ... 2016 and 2017 C-USA Honor Roll.

**at Heritage H.S.:** Listed as a two-star recruit by Rivals.com ... two-time all-CAP-8 Conference selection ... had 251 receiving yards as a senior tight end with 5 touchdowns for the Huskies ... two-way starter as a junior and senior for coach Jason McGeorge ... set school single-season records for most tackles (122) and sacks (15) as a senior ... team captain led Huskies to an 8-4 record and a spot in the NC 4AA playoffs as a senior ... competed at Raleigh VTO as well as Rivals Camp presented by Under Armour and Nike camp ... transfer from North Raleigh Christian Academy where he had 65 tackles and 9 sacks as a sophomore.

**Personal:** Born December 11, 1996 ... parents are Timothy and Michelle ... has a sister Nicole and a brother Zachary ... Zach is also a member of the 49ers football team ... member National Honor Society ... major in Finance with a minor in American Studies ... enjoys fishing and getting in the weight room.

Year	G-S	UA-A-Tck	TFL	SK	FF	FR	QBh
2016	12-0	12-15-27	0.0	0	0	0	1
2017	12-11	49-57-106	7.5	1.0	1	0	4
<b>Total</b>	<b>24-11</b>	<b>61-72-133</b>	<b>7.5</b>	<b>1.0</b>	<b>1</b>	<b>0</b>	<b>5</b>

**SINGLE-GAME BESTS**

Tackles  
TFL  
Sacks

**CAREER**

14  
2.0  
1.0

**'17 SEASON**

14  
2.0  
1.0



**ZACH  
GEMMELL**

**82**

**6-2; 190; R-Fr.; WR  
Wake Forest, N.C.  
Heritage**

**At Charlotte:** Joined the 49ers program in 2017. **2017:** Red-shirt season.

**At Heritage H.S.:** Huskies enjoyed an 11-3 record in his senior year under head coach DeWayne Washington ... 36 catches for 675 yards and 10 TDs as a senior ... had 42 catches for 890 yards and 12 TDs as a junior ... team captain as a senior ... won WRAL's Extra Effort Award.

**Personal:** Born February 7, 1999 ... parents are Tim and Michelle ... brother Jeff is also a member of the 49ers football team ... also has a sister, Nicole ... majoring in business ... enjoys all sports.



**MARQUAVIS  
GIBBS**

**15**

**6-0; 195; Jr.; DB  
West Palm Beach, Fla.  
Suncoast  
Coffeyville (Kans.) C.C.**

**At Charlotte:** Signed in December, 2016 as part of the 49ers sixth recruiting class ... enrolled in the 2017 spring semester and practiced throughout the spring season. **2017:** Played in eight games, making five starts ... started the first five games of the year ... had 29 tackles (20 solo) ... averaged 5.0 tackles as a starter ... high of 6 tackles (5 solo) vs. Georgia State ... 5 tackles in season-opener at Eastern Michigan, in home-opener vs. NC A&T and C-USA opener at FIU ... added 4 tackles at #19 Kansas State ... major in Finance with a minor in American Studies.

**At Coffeyville (Kans.) C.C.:** 2016: Gibbs starred in the secondary ... totaled 83 tackles for the Red Ravens with 33 solo tackles and 3.5 tackles for loss ... added two interceptions, a fumble recovery and five pass break-ups.

**At Suncoast H.S.:** Named to the 2015 Blue-Grey All-American Bowl in Tampa, Fla. following his senior season at Suncoast High in Riviera Beach, Fla. ... Gibbs also impressed at the 2014 US Army All-American Combine in San Antonio, Texas ... earned second team all-8A-7A-6A Palm Beach County honors as a senior.



**WILL  
GRAHAM**

**56**

**6-0; 229; R-So.; LB  
Durham, N.C.  
Cardinal Gibbons**

**At Charlotte:** Joined team in the spring of 2017 ... played in three games as a red-shirt freshman in 2017.

**At Cardinal Gibbons H.S.:** Team captain for head coach Steven Wright ... three-year varsity player ... Crusaders went 7-5 and reached the 4A state playoff in his senior year.

**Personal:** Born July 15, 1998 ... mother is Shannon Graham ... has one sibling, Sydney ... business major ... enjoys fishing.

**#GOLDSTANDARD**
**#ROCKSOLID**
**#GOLDSTANDARD**
**#ROCKSOLID**

**ISAIAH  
HARRIS**
**87**
**6-2; 251; R-Jr.; DE**  
*Indian Trail, N.C.*  
*Marvin Ridge*

**At Charlotte:** Joined team in the summer 2017. **2017:** Red-shirt season.

**At Marvin Ridge H.S.:** Led the Mavericks in sacks (8) and TFLs (23) ... named all-conference ... named defensive team captain for head coach Brad Hoover ... also lettered in track.

**Personal:** Born February 13, 1997 ... parents are Aenis and Melody Harris ... has three siblings, Marissa, Cheyenne and Kyndall Harris ... grandfather, Thomas Bulgar, was a running back at Boston College ... enjoys music ... communications major with an American Studies minor.


**TYRIQ  
HARRIS**
**10**
**6-3; 241; R-Jr.; DE**  
*Roanoke, Va.*  
*Hidden Valley*

**At Charlotte:** Named 2018 team captain ... 2016 Conference USA all-Freshman team ... 2017 C-USA all-Academic team ... two-year starter ... moving from LB to DE as 49ers utilize a 4-3 defense ... ranks 16th in career tackles (93) and 7th in career sacks (3.5) ... three-time Chancellor's List (3.8 GPA or higher) honoree ... named 49ers' SAAC "Mr. 49er" recognizing involvement in 2017-18 ... signed with the 49ers on Feb. 4, 2015 as part of the program's fourth signee class. **2017:** Started all 12 games at OLB ... totaled 47 tackles (24 solo) with 4.5 TFL, 1.5 sacks, 2 QBh and 1 FF ... had high of 7 tackles at FIU ... five games with 5+ tackles ... 6 tackles vs. Marshall and Florida Atlantic ... 5 tackles at Eastern Michigan and vs. UAB ... 1.0 TFL at #19 Kansas State, vs. Georgia State, vs. Middle Tennessee and vs. Florida Atlantic ... had 1.0 sack vs. MT and 0.5 sack at ODU. **2016:** Conference USA all-Freshman team ... Played in 11 games with eight starts as a red-shirt freshman ... made first career start at Temple (Game 4) and started next seven games ... DNP (inj.) in season-finale at UTSA ... sixth on the team with 46 tackles (24 solo) ... five or more tackles in six games ... high of six tackles vs. Eastern Michigan, vs. Rice and vs. Middle Tennessee ... five tackles at Florida Atlantic, vs. FIU and at Marshall ... had 3.0 TFL with 2.0 sacks (vs. Eastern Michigan and at Marshall) ... 3rd on team with six QB hurries ... tied a single-game school-record with 4 QBh vs. Rice ... had 2 QBh and 1 pass breakup vs. FIU (5 tackles; 1.0 TFL) ... finished season with 2 PBU's. **2015:** Red-shirt season.

Named to Chancellor's List (3.8 GPA or higher): Fall 2015 (Perfect 4.0 GPA), Spring 2016 and Spring 2017 (Perfect 4.0) ... Dean's List (3.4-3.79): Fall 2017 and Spring 2018 ... Athletic Director's List (3.0 GPA or higher) Fall 2016 ... 2016, 2017 and 2018 C-USA Honor Roll.

**at Hidden Valley H.S.:** Second team all-state selection (all-purpose defense) as a senior with 87 tackles, 15.5 TFL and 5.0 sacks ... two-time first-team all-conference defensive lineman ... first team all-Region as a senior (all-purpose defense) ... 2014 team captain ... two-star recruit by Rivals.com ... A three-year letterwinner for the Titans ... led Hidden Valley to an 8-3 record and a Virginia 3A Tournament appearance ... senior season included a seven-game win streak under head coach Scott Weaver ... had 70 tackles, 11.0 sacks and one interception as a junior.

**Personal:** Born July 3, 1997 ... parents are Keith and Cari Harris ... has a sister, Lyric ... President of the Beta Club and member English Honor Society ... biology major with a psychology minor ... father was in the military and Tyriq has lived in Germany, Virginia and New Jersey.

Year	G-S	UA-A-Tck	TFL	SK	FF	FR	QBh
2016	11-8	24-22-46	3.0	2.0	0	0	6
2017	12-12	24-23-47	4.5	1.5	1	0	2
<b>Total</b>	<b>23-20</b>	<b>48-45-93</b>	<b>7.5</b>	<b>3.5</b>	<b>1</b>	<b>0</b>	<b>8</b>

**SINGLE-GAME BESTS**

Tackles  
TFL  
Sacks

**CAREER**

7  
1.0  
1.0

**'17 SEASON**

7  
1.0  
1.0

**CHRISTIAN  
HAYNES**
**43**
**5-7; 186; R-Jr.; DB**  
*Jacksonville, N.C.*  
*Southwest Onslow*  
*Elizabeth City State*

**At Charlotte:** Joined the team in the summer of 2017. **2017:** Played in five games ... made his collegiate debut at WKU ... registered one tackle ... tackle was made in 49ers 25-24 OT win vs. UAB.

**At Southwest Onslow H.S.:** 2015 all-area and all-Coastal Plains conference selection ... named team MVP ... won the 2014 BB&T Sportsmanship Award at state game ... Stallions won the 2012 2A State title and were state runners-up in 2013 ... went 15-2 in 2014 and reached East Regional finals.

**Personal:** Born July 20, 1997 ... parents are Cassie and AJ Haynes ... has five siblings, Jopshua, Austin, Juwan, Art and Andre Haynes ... three brothers went on to play collegiate football: Juwan: Toledo; Art: New Mexico; Austin: East Carolina ... communications major.


**ALEX  
HIGHSMITH**
**5**
**6-3; 244; R-Jr.; DE**  
*Wilmington, N.C.*  
*Eugene Ashley*

**At Charlotte:** Joined the 49ers for the 2015 season as a walk-on ... earned scholarship during the summer of 2017 ... 9th all-time with 3.0 career sacks (5th with 31 sacks yards). **2017:** Increased impact dramatically mid-season ... played in 11 games without a start ... led 49ers with a career-high 7 QBh (6th-most in a single-season) ... 5th on team with 5.0 TFL ... T2nd with 2.0 sacks ... totaled 33 tackles (23 solo) with 5.0 TFL, 2.0 sacks, 7 QBh and 1 FR ... over the final five games had 22 tackles, all 5.0 TFL, both 2.0 sacks, 6 QBh and 1 FR ... had a career-best 8 tackles (7 solo), 4.0 TFL with 1.0 sack at WKU ... 4.0 TFL are 2nd-most by a 49er in a game ... 5 tackles with 1.0 TFL, 1.0 sack at Old Dominion ... 5 tackles vs. Middle Tennessee and Georgia State ... tied a school record with 4 QBh vs. MT ... key FR in 25-24 OT win over UAB. **2016:** Played in all 12 games, making one start as a red-shirt freshman ... lone start came in season-finale at UTSA ... finished year with 17 tackles (11 solo), 2.0 TFL; 1.0 sacks, 1 QB hurry and 1 pass breakup ... top game came in starting assignment at UTSA: season-high 5 tackles (5 solo), 1.0 TFL on his first career sack ... at least one tackles in each of his final 11 games ... has a TFL vs. Middle Tennessee, as well ... two tackles at Temple and at Florida Atlantic in 49ers'





## #GOLDSTANDARD

## #ROCKSOLID

## #GOLDSTANDARD

## #ROCKSOLID

first-ever C-USA win ... one tackle and one QBh vs. Old Dominion ... one tackle (TFL) and one PBU vs. MT. **2015:** Red-shirt season ... Named to Athletic Director's List (3.0 or higher) in Spring 2016.

**at Eugene Ashley H.S.:** A second team all-Area and first team all-Mid-eastern Conference choice as a senior for the Screaming Eagles ... named team captain and MVP for head coach Michael Propst ... recorded 68 tackles and two forced fumbles as a junior to be named Most Improved Player ... honorable mention all-conference as a junior.

**Personal:** Born August 7, 1997 ... parents are Sam and Pam Highsmith ... has a sister, Lauryn ... major in exercise science ... A/B Honor Roll throughout high school ... National Honor Society ... also played basketball and baseball.

Year	G-S	UA-A-Tck	TFL	SK	INT	FR	QBh
2016	12-1	11-6-17	2.0	1.0	0	0	1
2017	11-0	23-10-33	5.0	2.0	0	1	7
<b>Total</b>	<b>23-1</b>	<b>34-16-50</b>	<b>7.0</b>	<b>3.0</b>	<b>0</b>	<b>1</b>	<b>8</b>

SINGLE-GAME BESTS	CAREER	'17 SEASON
Tackles	8	8
TFL	4.0	4.0
Sacks	1.0	1.0



## MICHAEL HOLMES

# 14

6-3; 267; R-Jr.; DE  
Charlotte, N.C.  
Victory Christian

**At Charlotte:** Signed with the 49ers on Feb. 4, 2015 as part of the program's fourth signee class. **2017:** Played in all 12 games with one start ... had 13 tackles (6 solo) with 0.5 TFL and 3 QBh ... high of 3 tackles vs. Georgia State (with 0.5 TFL, 1 QBh) and Florida Atlantic ... had 2 tackles in season opener at Eastern Michigan and vs. Middle Tennessee ... at least 1 tackle in each of last 4 games (7 tackles over final four games) ... first collegiate start in season-finale vs. Florida Atlantic as DE. **2016:** Played in eight games without a start ... had two tackles on season ... had one tackle in college debut vs. Elon ... added a tackle vs. Old Dominion. **2015:** Red-shirt season in 2015 ... Named to Athletic Director's List (3.0 or higher) in Spring 2016.

**at Victory Christian H.S.:** NCISAA DIII first team all-state selection ... three-year letterwinner helped Kings to three straight NCISAA Div. III state title appearances, winning the state championship in 2012 and 2014 ... led Kings to the 2014 NCISAA Div. III state title (W, 46-13 over Rabun Gap-Nacoochee) ... Kings went 7-2, with a 3-1 mark in NCISAA Queen City Conference under coach Dee Brown ... two-star recruit by Rivals.com for coach Dee Brown ... had 856 receiving yards and six TD's as a junior.

**Personal:** Parents are Michael and Patina Holmes ... has two sisters, Patricia and Jasmine Holmes ... Criminal justice major.

Year	G-S	UA-A-Tck	TFL	SK	INT	FR	QBh
2016	8-0	1-1-2	0.0	0	0	0	0
2017	12-1	6-7-13	0.5	0	0	0	3
<b>Total</b>	<b>20-1</b>	<b>7-8-15</b>	<b>0.5</b>	<b>0</b>	<b>0</b>	<b>0</b>	<b>3</b>

SINGLE-GAME BESTS	CAREER	'17 SEASON
Tackles	3	3
TFL	0.5	0.5
Sacks	0	0



## TIMMY HORNE

# 98

6-5; 311; R-So.; DL  
Wadesboro, N.C.  
Anson


**At Charlotte:** Signed with the 49ers in February 2016 as a member of the 49ers fifth recruiting class. **2017:** Played in 12 games with two starts ... started final two games of the season ... season stats: 19 tackles (7 solo) with 3.0 TFL, 2 QBh ... high of 4 tackles at Old Dominion ... collegiate debut: 3 tackles, 1.5 TFL at Eastern Michigan ... first collegiate start: 3 tackles at Southern Miss ... 2 or more tackles in 6 games ... had 10 tackles, 0.5 TFL in final four games. **2016:** Red-shirt season.

**At Anson H.S.:** A 2015 Shrine Bowl participant for head coach Ralph Jackson ... on the roster for the 2015 Blue-Grey Regional Combine in North Carolina ... a three-year varsity player for the Bearcats ... had 22 tackles as a junior with 2 sacks ... 17 tackles, 1.5 sacks and 2 fumble recoveries as a sophomore ... also played basketball.

**Personal:** Born Oct. 25, 1997 ... mother is Reva Horne ... Sociology major ... Athletic Director's List (3.0 GPA or higher) Fall 2016.

Year	G-S	UA-A-Tck	TFL	SK	INT	FR	QBh
2017	12-2	7-12-19	3.0	0	0	0	2
<b>Total</b>	<b>12-2</b>	<b>7-12-19</b>	<b>3.0</b>	<b>0</b>	<b>0</b>	<b>0</b>	<b>2</b>

SINGLE-GAME BESTS	CAREER	'17 SEASON
Tackles	3	3
TFL	1.5	1.5
Sacks	0	0



## DARIUS IRVIN

# 3

6-0; 202; R-Jr.; LB  
Winter Garden, Fla.  
Foundation Academy

**At Charlotte:** Signed with the 49ers on Feb. 4, 2015 as part of the program's fourth signee class. **2017:** Played in 10 games without a start ... had seven tackles (3 solo) ... high of two tackles at Southern Miss and vs. Florida Atlantic in final two games of the season ... collected tackles in season opener at Eastern Michigan, at FIU and at Old Dominion. **2016:** Played in all 12 games as a red-shirt freshman ... made seven tackles (1 solo) ... had highs of two tackles vs. Elon and FIU ... had a single tackle in debut at #19 Louisville. **2015:** Red-shirt season.

**at Foundation Academy:** Two-time second-team all-State 2A linebacker ... two-time first team all 2A District 4 LB ... 2014 first team all-Orange and Osceola Counties ... had 70 tackles and returned a kickoff 80 yards for a TD ... versatile talent who has been a linebacker, running back, kick returner ... three-year starter for the Lions ... transfer from West Orange High, where he played as a freshman ... Listed as a two-star recruit by Rivals.com ... named to Orlando Sentinel's Super 60 Top Players in Central Florida ... team captain at Foundation Academy for head coach Brad Lord ... Lions were ranked #6 in 2A in the state ... 2A-District 4 Runner-up.


**Personal:** Born November 7, 1995 ... parents are Djuan and Gwendolyn Irvin ... twin brother of 2014 signee and fellow 49er Denzel Irvin (born on their mother's birthday, Nov. 7) ... also has a sister, Tiffany ... African Studies major ... enjoys singing.

#GOLDSTANDARD

#ROCKSOLID

#GOLDSTANDARD

#ROCKSOLID



**DENZEL  
IRVIN**

**25**

6-0; 187; R-Sr.; DB  
Winter Garden, Fla.  
Foundation Academy

**At Charlotte:** A member of the 49ers third recruiting class, signed in February 2014. **2017:** Played in 9 games with four starts ... starting cornerback in season-opener at Eastern Michigan and consecutive games vs. Marshall, at WKU and in 25-24 OT win vs. UAB ... had a high of 8 tackles (6 solo) at WKU and 7 vs. Marshall ... totalled 27 tackles (17 solo) with 1 TFL, 1 sack and 1 PBU ... 21 of 27 tackles came in starting assignments ... registered his first career sack at #19 Kansas State ... added a PBU at FIU. **2016:** Played in all 12 games with two starts ... made his first collegiate start in 49ers road win at Southern Miss ... also started season finale at UTSA ... credited with 20 tackles (15 solo) and two pass breakups ... highs of five tackles and four solos in finale at UTSA ... had three tackles in opener at #19 Louisville ... had two tackles in five games, including four straight leading into season finale at UTSA (5 tackles) ... 13 tackles in final five games ... had single PBU's at Marshall and at UTSA. **2015:** Played in 11 games without a start during the 49ers inaugural season at the FBS level as a member of Conference USA ... saw time on special teams and in the secondary ... had four tackles (3 solo) ... high of two tackles (1 solo) vs. Southern Miss ... added individual solo tackles at FIU and vs. UTSA ... saw action in 49ers first FBS game (at Georgia State) and first C-USA game (at Middle Tennessee). **2014:** Red-shirt season.

**At Foundation Academy:** An all-State Defensive Back for head coach Brad Lord ... Ranked 41st in Orlando Sentinel's Central Florida Super60 ... played in 2013 Orange County East-West Shrine Bowl ... an all-District choice at Defensive Back and Wide Receiver ... had 43 tackles, a sack, 3 interceptions and 1 tackle for loss as a senior ... helped Lions to the school's first-ever state playoffs as a junior ... Lions went 8-4 that year, reached the Florida Class 2A playoffs and were district runners-up ... had 82 tackles that season with five sacks and 2 interceptions.

**Personal:** Born November 7, 1995 ... son of Djuan and Gwendolyn Irvin ... his twin brother, Darius signed with the 49ers in 2015 ... also has a sister, Tiffany ... Africana Studies major.

Year	G-S	UA-A-Tck	TFL	SK	INT	FR	PBU
2015	11-0	3-1-4	0.0	0	0	0	0
2016	12-2	15-5-20	0.0	0	0	0	2
2017	8-4	17-10-27	1.0	1.0	0	0	1
<b>Total</b>	<b>31-6</b>	<b>35-16-51</b>	<b>1.0</b>	<b>1.0</b>	<b>0</b>	<b>0</b>	<b>3</b>

SINGLE-GAME BESTS

Tackles  
TFL  
INT

CAREER

8  
1.0  
0

'17 SEASON

8  
1.0  
0



**BEN  
JACQUES**

**80**


6-6; 247; R-Jr.; DE  
Mt. Pleasant, S.C.  
Wando

**At Charlotte:** Signed with the 49ers on Feb. 4, 2015 as part of the program's fourth signee class ... moved to defensive end in Spring, 2018. **2017:** Played in all 12 games ... majority of action seen on special teams ... did not have a catch during the season ... had a seven-yard TD pass in the

third quarter of the 2017 Green-White Spring Game. **2016:** Played in one game as a red-shirt freshman ... made college debut vs. Elon. **2015:** Red-shirt season ... Named to Dean's List (3.4 GPA or higher) in Spring 2016.

**at Wando H.S.:** Three-year letterwinner ... led Warriors to South Carolina AAAA state tournament each of the last three years ... placed third in region in 2014 (6-6) and were eliminated from state playoffs by defending champ ... two-star recruit according to Rivals.com and 247 Sports ... Rivals (Jim Baxter) named him one of top 2 tight ends in state ... averaged 9.0 yards per catch and had two TD's as a senior for head coach Jimmy Noonan ... Post & Courier's Low Country's Top 10 players prior to senior season ... named to South Carolina's Top 30 players by The State ... one of top 50 players of 2015 by Athlete Vault ... lettered in football and track.

**Personal:** Born August 22, 1996 ... parents are Kris and Bill Jacques ... has four brothers and sisters: Billy, Emily, Katie and Nathan ... Academic Leadership Award ... National Honor Society ... 3rd degree black belt... Sea-coast Church guitarist and musical director ... Biology major ... Chancellor's List (3.8 GPA or higher) Fall 2015 ... 2016 and 2017 C-USA Honor Roll.



**Quinton  
JORDAN**

**9**

5-11; 181; Sr.; DB  
Seat Pleasant, Md.  
Frederick Douglass  
Fort Scott C.C.

**At Charlotte:** Signed with the 49ers in the summer of 2017. **2017:** Played in 11 games with five starts ... tallied 53 tackles (4.8/gm) with 29 solo tackles and 3.0 TFL ... averaged 5.9 tackles in C-USA games ... T2nd on the team with five pass breakups ... had a career-high 15 tackles (9 solo) with 2.0 TFL in season finale vs. Florida Atlantic ... also had 8 tackles at WKU and five tackles vs. Marshall (with 1 TFL), at Old Dominion and at Southern Miss ... high of 2 PBU in OT win vs. UAB and vs. Middle Tennessee.

**At Frederick Douglass H.S.:** 2A State Champions in 2015 with a perfect 14-0 record ... Eagles were ranked #1 in the state of Maryland.

**At Fort Scott C.C.:** Third on the team with 70 tackles ... had two interceptions, two fumble recoveries and a forced fumble for the Greyhounds ... added 5 TFL and 3 pass breakups ... returned one INT for a touchdown.

**Personal:** Born September 2, 1997 ... parents are LaTrice and Anthony Jordan ... has three brothers and sisters: Mia, Kiara and Isaiah ... Sociology major with a minor in American Studies.

Year	G-S	UA-A-Tck	TFL	SK	INT	FR	PBU
2017	11-5	29-24-53	3.0	0.0	0	0	5
<b>Total</b>	<b>11-5</b>	<b>29-24-53</b>	<b>3.0</b>	<b>0.0</b>	<b>0</b>	<b>0</b>	<b>5</b>

SINGLE-GAME BESTS

Tackles  
TFL  
PBU

CAREER

15  
2.0  
2

'17 SEASON

15  
2.0  
2



**ERNEST  
KING**

**61**

5-11; 266; R-Fr.; DL  
Fayetteville, N.C.  
St. Paul's

**At Charlotte:** Joined the 49ers program in 2017. **2017:** Red-shirt season.

**At St. Paul's H.S.:** Made first round of the playoffs with a 6-6 record -- the





## #GOLDSTANDARD

## #ROCKSOLID

## #GOLDSTANDARD

## #ROCKSOLID

Bulldogs best record since 2013 ... played for his father, Ernest King Jr. ... Defensive Player of the Year as a senior ... two-time first-team all-Region and two-time first-team all-Three Rivers Conference ... was a first-team all-county selection ... also lettered in baseball as a first baseman.

**Personal:** Born August 19, 1999 ... parents are Ernest King Jr and Demetra Cropp ... has three siblings: DJ Henson, Devante Newton and De'Ja King.



# HASAAN KLUGH

# 7

**6-1; 198; R-Sr.; QB**  
**Concord, N.C.**  
**Central Cabarrus**  
**North Carolina A&T**

**At Charlotte:** Two-year starting QB ... dual-threat QB ... 2016 team Offensive MVP ... 3rd all-time with 17 career TDs ... 2nd all-time with 17 rushing TDs and 20 passing TDs ... 3rd all-time with 3843 career total offense yards ... 2nd all-time with 2885 career passing yards ... 3rd all-time with 958 career rushing yards ... owns school record with 2 two-point conversions (both receiving) ... transferred to the 49ers from North Carolina A&T in 2015. **2017:** Played and started 11 games ... accounted for 19 of the 49ers 23 offensive TDs (10 passing; 9 rushing) ... led 49ers with 9 rushing TDs ... had a team-high 56 points scored ... tied a school record with 3 rushing TDs in 30-29 loss at FIU ... high of 3 passing TDs in home opener vs. NC A&T ... accounted for all the TDs in 49ers 25-24 OT win over UAB in the Homecoming Game ... rushed for two TDs and threw a season-best 68 yard TD to Trent Bostick (10th longest pass play in school history) ... in OT, rushed for all 25 yards on the 49ers lone possession, including a six-yard scramble on 4th and 6 and a one-yard TD plunge ... caught the game-winning two-point conversion on a reverse/pass from Chris Montgomery ... 49ers overcame a 17-0 third quarter deficit to post the win ... was 133-for-279 passing for 1529 yards with 10 TD and 13 INT ... completed 47.7% of his passes and averaged 139.0 passing yards per game ... best passing game came vs. Middle Tennessee: 16-of-30, season-high 258 yards, 2 TDs and 1 INT ... passed for over 150 yards in six games, including 179 vs. Georgia State, 171 vs. Florida Atlantic and 170 vs. NC A&T ... shared team-lead with 137 rushes for 532 yards (2nd on team) ... averaged 3.9 yards per carry; 48.4 rushing yards per game ... had three 100-yard rushing games: career-high 140 vs. UAB, 107 at FIU, 101 at Eastern Michigan ... career-high 51-yard rush at EMU ... longest TD run was a 23-yarder at FIU ... had a 19-yard TD run at #19 Kansas State. **2016:** Team Offensive MVP ... played in 11 games, making seven starts ... responsible for 1782 yards (1356 passing; 426 rushing) and 18 of 49ers' 35 offensive TDs (10 passing; 8 rushing) ... took over starting QB duties in game six and started final seven games (3-4) ... led 49ers to program's first-ever Conference USA wins (at FAU; at Marshall; at Southern Miss) ... named Conference USA co-Offensive Player of the Week after leading 49ers to 28-23 win at Florida Atlantic for the first-ever league win (14-17; 223 yards; 3 TDs; 54 yards rushing; 1 TD) ... finished season 120-of-224 for 1356 yards, 10 TDs and 3 INT ... 1356 passing yards rank 4th in school-history ... longest pass was a 76-yard TD to Austin Duke in season finale at UTSA ... threw a 69-yard TD pass to Duke in historic win at FAU ... had high of 4 TD passes to Workpeh Kofa (long: 12 vs. FIU) and 3 to TL Ford II (long: 37 at FAU) ... season-highs of 22 completions on 49 attempts for 239 yards vs. Middle Tennessee ... had three 200-yard performances: 239, MT; 223, FAU; 203, Marshall ... high of 3 TD passes at FAU and had 2 off the bench vs. Eastern Michigan ... 14-of-17 passing at FAU set new school-record of .824 completion pct. ... had 31 passes of 15+ yards ... led team with 8 rushing TDs ... added 89 rushes for 426 yards (3rd on team) for a 4.8 per carry avg. ... averaged 38.7 rushing yards per game ... rushed for season-high of 95 yards vs. FIU, 66 vs. Rice and 62 vs. Elon ... matched school-record with three rushing TDs vs. Middle Tennessee ... had string

of five straight games with a rushing TD (ODU; FAU; FIU; Marshall; USM) ... scored game-winning fourth-quarter (8:32) TD at Marshall on a two-yard carry in which he flipped into the endzone to give 49ers' 27-24 victory ... play capped a 16-play; 80-yard drive that ate up 7:29 minutes of play ... longest run of season was 39-yard effort vs. Elon ... also caught a two-point conversion pass from Austin Duke vs. Middle Tennessee. **2015:** Sat out the 2015 season as an NCAA transfer ... Named to Dean's List (3.4 GPA or higher) in Spring 2016.

**at NC A&T:** Played in 7 games as a true freshman with three starts ... passed for 422 yards and one TD with two picks ... hit 46-of-84 passes (.548 pct.) ... rushed for 40 yards on 41 attempts ... Named MEAC Rookie of the Week after 31-14 win over Hampton (13-of-17; 167 yds; one TD; 0 INT).

**at Central Cabarrus H.S.:** Played in 2013 Shrine Bowl ... two-time all-South Piedmont selection ... 2,387 total yards with 34 TDs ... rushed for 885 yards and 11 TDs ... helped Vikings to an 11-2 season in 2013.

**Personal:** Born on August 1, 1996 ... Mother is Angela Alexander... has 5 brothers and 2 sisters ... Africana Studies major ... Athletic Director's List (3.0 GPA or higher) Fall 2015.

Year	G-S	comp-att	PCT.	TD	INT	Yds	Avg
2016	11-7	120-224	.536	10	3	1356	123.3
2017	11-11	133-279	.477	10	13	1529	139.0
<b>Total</b>	<b>22-18</b>	<b>253-503</b>	<b>.503</b>	<b>20</b>	<b>16</b>	<b>2885</b>	<b>131.1</b>

### SINGLE-GAME BESTS

CAREER	'17 SEASON
Yards	258
TDs	3
Long Completion	76

Year	G-S	Rush	Yds	Avg	TD*	Avg/G
2016	11-7	89	426	4.8	8/^	38.7
2017	11-11	137	532	3.9	9/^	48.4
<b>Total</b>	<b>22-18</b>	<b>226</b>	<b>958</b>	<b>4.2</b>	<b>17^^</b>	<b>43.5</b>

^ Klugh had a two-point conversion catch in 2016 and 2017

### SINGLE-GAME BESTS

CAREER	'17 SEASON
Yards	140
TDs	3
Single rush	51



# WORKPEH KOFA

# 6

**6-0; 205; R-Sr.; WR**  
**Charlotte, N.C.**  
**Independence**

**At Charlotte:** Pronounced War-PAY ... starting WR as a sophomore (led 49ers with five receiving TDs) ... led 49ers in receiving yards/game as a junior ... ranks 4th all-time with 849 career receiving yards, 6 career receiving TDs and 69 career receptions ... 151 receiving yards shy of becoming 4th 49er to reach 1,000 ... a member of the 49ers third recruiting class, signed in February, 2014. **2017:** Played in 10 games, making five starts ... second on team with 25 catches, 343 receiving yards ... led team with 34.3 receiving yards/game ... one receiving TD ... had 49ers' lone 100-yard receiving game: 6 catches, 110 yards vs. NC A&T ... included a career-best 44-yard TD reception ... had 3 catches for 51 yards in start vs. Georgia State ... and 4 catches for 38 yards vs. Marshall ... 36-yard catch vs. Middle Tennessee ... second on team with 6 catches of 15 or more yards, including 4 of 25 or more yards (44 vs. NC A&T; 36 vs. MT; 31 vs. GSU; 26 vs. NC A&T). **2016:** Played and started all 12 games ... 3rd on team with 27 catches and 329 yards (12.2 yds/catch) and a team-best five receiving TDs ... four of five receiving TDs came from returning starting QB Hasaan Klugh ... first career TD catch was a 10-yard reception vs. Eastern Michigan ... had TD catches in non-conference games vs. Eastern

## #GOLDSTANDARD

## #ROCKSOLID

## #GOLDSTANDARD

## #ROCKSOLID

Michigan and at Temple and vs. C-USA foes FIU, Rice and Middle Tennessee ... four of five TDs came at home ... had career-high 70 receiving yards (1 TD) vs. Middle Tennessee ... added 40+ yards in back-to-back road wins at Marshall (43) and Southern Miss (57) ... high of four catches vs. Elon (31 yds) and MT ... longest catches were a 49-yard reception at Southern Miss and a 43-yarder at Marshall ... had seven catches of 15+ yards. **2015:** Played in all 12 games, making three starts ... first collegiate start came vs. Presbyterian ... also started in the 49ers first-ever C-USA game at Middle Tennessee and in the 2015 season finale at Rice ... fourth on the team with 17 catches for 177 yards ... averaged 10.4 yards per catch and 14.8 yards per game ... high of 4 catches (33 yards) vs. FAU in first home C-USA game ... high of 42 yards (3 catches) at FIU ... had four catches of 15 or more yards, including a career-best 30-yard reception in 49ers FBS debut victory at Georgia State ... two 15+ catches at FIU (19, 16) ... 24-yd reception vs. UTSA ... catches in 9 games. **2014:** Served a red-shirt season.


**At Independence H.S.:** A three-star recruit according to ESPN.com and Rivals.com ... ranked 53rd in the state by ESPN.com ... Star receiver for the Patriots (8-5) was an all-Southwest 4A choice for head coach Joe Evans ... four-year starter ... had 53 catches for 839 yards and 10 touchdowns as an all-South Charlotte selection ... was also named second team all-Mecklenburg County ... three-year letterwinner had over 1500 yards receiving in his career ... Offensive MVP had 604 yards receiving as a junior with 9 TDs and an 18.30 average per catch.

**Personal:** Born February 20, 1996 ... father is Daniel Kofa, who moved to the US from Africa ... has a sister, Tiniece ... double major in Africana Studies and Sociology.

Year	G-S	Rcv	Yds	Avg	TD*	Avg/G
2015	12-3	17	177	10.4	0/0	14.8
2016	12-12	27	329	12.2	5/5	27.4
2017	10-5	25	343	13.7	1/1	34.3
<b>Total</b>	<b>34-20</b>	<b>69</b>	<b>849</b>	<b>12.3</b>	<b>6/6</b>	<b>25.0</b>

\* Rec. TD/Overall TD

SINGLE-GAME BESTS	CAREER	'17 SEASON
Yards	110	110
TDs	1	1
Long Catch	49	44



**BENNY LEMAY**

**32**

**5-9; 218; Jr.; RB**  
**Matthews, N.C.**  
**Butler**

**At Charlotte:** 2018 team captain ... 2018 Preseason all-Conference USA Fourth Team (Athlon's) ... 49ers top rusher in 2017 ... returning starting RB ... 4th all-time with 907 career rushing yards, 93 shy of 1,000 ... signed with the 49ers in February, 2016 as a member of the 49ers fifth recruiting class. **2017:** Played in 11 games, making 8 starts ... led 49ers with 137 carries (tied), 732 rushing yards (5.3/carry; 66.5/gm) ... 732 rushing yards are 3rd-most in an FBS season, 4th-most all-time ... scored 4 TDs (2 rush; 2 rec.) ... ranked 9th in C-USA with a 66.5 rushing avg. ... also 9th in C-USA with a 65.7 rushing avg. in league games only ... helped Charlotte rank 8th in C-USA in rushing avg ... had two 100-yard rushing games: 178 at FIU (hi of 22 carries) ; 158 vs. NC A&T (19 carries) ... became 2nd 49er (Kalif Phillips) to rush for 150+ yards twice in a season and the 3rd to rush for 150 in a game (Phillips, Matt Johnson) ... career-high 178 yards at FIU are third-most by a 49er vs. an FBS and/or C-USA foe ... had three other games of 50+ yards: 79 vs. Georgia State, 68 at Old Dominion, 57 vs. Middle Tennessee ... 4 games of 15+ rushes ... first career TD came at FIU on a 3-yd. reception from Hasaan Klugh ... 1st career rushing TD was a 16-

yard burst vs. MT ... scored TDs in each of the final 3 games (16-yd rush vs. MT; 11-yd rush at Southern Miss; 28-yard catch vs. Florida Atlantic) ... career-high 63-yard run at FIU (added a 41-yard run at FIU, as well) ... 2nd to Klugh with 9 rushes of 15 or more yards. **2016:** Played in nine games, making one start as a true freshman ... first career start came vs. Eastern Michigan (9 carries, 6 yards) ... totaled 34 rushes for 175 yards with 0 TDs (5.1 yds/rush; 19.4 yds/gm) ... had five catches for 28 yards with 0 TDs ... over first five games of season, he had 32 carries for 165 yards, averaging 6.4 carries and 33.0 yards per game (5.1 yards per carry) ... high of 79 yards on 8 carries vs. Elon, including a personal-best 44-yard carry and a 27-yard rush ... had 44 yards on eight carries at Temple with a 22-yard carry ... had three carries of 15 or more yards ... had a high of 85 yards from scrimmage vs. Elon (79 ru.; 6 rec.) ... 2 catches for high of 18 yards at Louisville with a long catch of 15 yards ... had at least one catch in each of his first four games accounting for all 5 catches, 28 yards.

**At Butler H.S.:** A three-star recruit by ESPN.com and 247Sports.com ... two-star recruit by Rival.com ... four-year varsity letterwinner played on Bulldogs 2012 NC 4AA state championship team ... a part of three Southwestern 4A Conference titles ... two-time all-Southwestern 4A Conference selection for coach Brian Hales ... rushed for 4059 career yards and 74 career TDs ... added 896 receiving yards ... Bulldogs went 10-3 in 2015 and earned a share of the Southwestern 4A Conference title with a 5-1 record ... named SW4A all-conference ... reached the second round of the 4AA state playoffs ... Southwestern 4A all-Conference pick as a junior as Bulldogs went 11-4 and finished as SW 4A runner-up with a 5-1 mark ... again reached the 4AA second round ... rushed for 1565 yards and 24 TDs as a junior (7.4 yds/carry; 124 yds/game) ... three-year starter helped Butler to the 4AA state semifinals as a sophomore ... rushed for 1038 yards and 18 TDs as a sophomore and added 650 receiving yards and 7 TDs ... four-year varsity member enjoyed an unbeaten 15-0 record and a 4AA state title as a freshman ... was second on team with 404 yards rushing and had 8 TDs ... younger brother of current 49ers WR Uriah LeMay.

**Personal:** Son of Stacy and Denae LeMay ... brother of former 49er Uriah LeMay (WR) ... other siblings are Christian (QB at Jacksonville State) and Jasmine.

Year	G-S	Rush	Yds	Avg	TD*	Avg/G
2016	9-1	34	175	5.1	0/0	19.4
2017	11-8	137	732	5.3	2/4	66.5
<b>Total</b>	<b>20-9</b>	<b>171</b>	<b>907</b>	<b>5.3</b>	<b>2/4</b>	<b>45.4</b>

\* Rush TD/Overall TD

SINGLE-GAME BESTS	CAREER	'17 SEASON
Yards	178	178
TDs	1	1
Long Rush	63	63



**NAFEES LYON**

**8**

**5-9; 188; R-Jr.; DB**  
**Charlotte, N.C.**  
**Mallard Creek**

**At Charlotte:** Signed with the 49ers on Feb. 4, 2015 as part of the program's fourth signee class. **2017:** Missed season with injury. **2016:** Played in 10 games as a red-shirt freshman, without a start ... credited with 17 tackles (7 solo) with 1 QB hurry and a forced fumble ... had a high of six tackles (3 solo) vs. Elon ... had 2+ tackles in five straight games (2 at Temple; 3 vs. ODU; 2 at FAU; 2 vs. FIU; 2 at Marshall) ... forced a fumble in home-opener vs. Elon. **2015:** Red-shirt season.

**at Mallard Creek H.S.:** A member of Mallard Creek's two-time 4AA State Champions ... Mavericks went 31-1 over last two seasons under head





## #GOLDSTANDARD

## #ROCKSOLID

## #GOLDSTANDARD

## #ROCKSOLID

coach Mike Palmieri ... four-time conference and regional champions ... Nationally-ranked Mavericks peaked at 7th in 2014 and 9th in 2013 by USA Today ... had 3 INT's (1 for TD) and a punt return for TD as a senior ... 6 INT's, 2 fumbles recoveries for TDs and a punt return for a TD as a junior ... had three INT's in one game ... named first team all NC Preps preseason all-state as a senior and 2nd team NC All-Gridiron Team ... nominated for Gatorade Defensive Player of the Year ... named the Top Defensive Back at Charlotte's TVO Top 100 in Mar., 2014 ... three-star recruit according to ESPN.com and Rivals.com who had 14 Division I offers ... ranked 35th in state and 71st in nation at position ... Mallard Creek went 15-1 in his senior season and defeated Wake Forest, 25-14 to win its second straight state title ... three-year letterwinner ... 2013 and 2014 A/B Honor Roll.

**Personal:** Born December 10, 1996 ... parents are Tobin and Belinda Lyon ... has a brother, Tobin II ... Business and Finance major ... enjoys basketball ... Communications major ... Athletic Director's List (3.0 GPA or higher) Fall 2015.

Year	G-S	UA-A-Tck	TFL	SK	INT	FR	FF
2016	10-0	7-10-17	0.0	0	0	0	1
<b>Total</b>	<b>10-0</b>	<b>7-10-17</b>	<b>0.0</b>	<b>0</b>	<b>0</b>	<b>0</b>	<b>1</b>



## GEORGE MAYA


# 39

**6-1; 218; R-Fr.; LB**  
**Apex, N.C.**  
**Middle Creek**

**At Charlotte:** Joined the 49ers in the summer of 2017. **2017:** Served a red-shirt season.

**At Middle Creek H.S.:** Mustangs went 47-3 during his career ... varsity starter for two years for coach Randy Ragland ... two-time first-team all-SWAC ... two-time first team all Defense ... had 19 solo sacks in his two seasons ... two-time all-Academic selection ... AB Honor Roll.

**Personal:** Born March 22, 1999 ... parents are George and Heidi Maya ... has a brother, Joey ... enjoys camping and rock climbing ... National Football Foundation Scholarship recipient ... majoring in Biology.



## ANGEL MARRERO


# 22

**5-8; 154; R-Fr.; WR**  
**Charlotte, N.C.**  
**Charlotte Catholic**

**At Charlotte:** Pronounced Muh-RARE-Oh ... joined the 49ers in the summer of 2017. **2017:** Served a red-shirt season.

**At Charlotte Catholic H.S.:** Member of Cougars' 2015 4A State Championships with a perfect 15-0 record.

**Personal:** Born February 12, 1999 ... parents are Maryann and Angel Marrero ... has a brother, Ernesto and a sister, Angelina ... Kinesiology major.



## AARON MCALLISTER

# 5

**5-10; 226; R-So.; RB**  
**Live Oak, Fla.**  
**Suwanee**

**At Charlotte:** Converted DB was team's #2 RB in 2017 ... set school record for longest run in school history (89 yards at WKU) ... signed with the 49ers in February 2016 as a member of the 49ers fifth recruiting class ... originally a DB, moved to RB in fall 2017. **2017:** Played in all 12 games with one start ... team's third-leading rusher with 458 yards on 90 carries (5.1/carry; 38.2/game) ... had two rushing TDs ... career-best 157 rushing yards on 22 rushes at WKU in first collegiate start (49ers' 5th-most rushing yards vs. an FBS foe) ... scored two TD's in game, including a school-record 89-yd. TD run that is the longest rush in school history ... that is the 49ers 4th-longest TD play in school history and second longest TD from scrimmage ... just the fourth 49er to post a rushing game of 150+ yards (Kalif Phillips, Matt Johnson, Benny LeMay) ... had 7 rushes of 15+ yards ... ran for 64 yards on 12 carries at FIU, 54 yards on 6 carries vs. Middle Tennessee ... enjoyed 7-game stretch (424 yds.; 77 carries) with 30+ yards in each game (60.6 rushing yds./gm) ... had 15+ carries in just two of those games (5.5 yds/carry). **2016:** Red-shirt season ... Sociology major with a minor in American Studies.

**At Suwanee H.S.:** One of the area's top athletes ... 2015 all-Area first team selection on offense (UTIL) ... produced 757 rushing yards with 15 TDs and 440 receiving yards and 9 TDs ... had two punt return TDs ... as a defensive back pulled in four interceptions ... named to FACA All-Star Game ... led Bulldogs to a 10-3 mark, including a 4-0 record as 5A District 3 Champs ... lost in the 5A FHSAA Regional finals ... 2014 Regional Champs reached the 5A state semifinals ... went 13-3 and claimed the 5A District 5 title with a 6-0 mark ... three-year varsity player helped Bulldogs to a 7-3 record in 2013 and 5A District 5 co-championship with a 5-1 mark.

Year	G-S	Rush	Yds	Avg	TD*	Avg/G
2017	12-1	90	458	5.1	2/2	38.2
<b>Total</b>	<b>12-1</b>	<b>90</b>	<b>458</b>	<b>5.1</b>	<b>2/2</b>	<b>38.2</b>

\* Rush TD/Overall TD

SINGLE-GAME BESTS	CAREER	'17 SEASON
Yards	157	157
TDs	2	2
Long Rush	89 <sup>^</sup>	89 <sup>^</sup>

<sup>^</sup> - school record



## NICK MARTIN

# 92

**6-2; 300; R-So.; DL**  
**Lexington, Ky.**  
**Dunbar**

**At Charlotte:** Signed with the 49ers in February 2016 as a member of the 49ers fifth recruiting class. **2017:** Saw action in four games ... had two tackles, both solo ... single tackles in OT win vs. UAB and season finale vs. Florida Atlantic ... made collegiate debut at WKU, 10/14 after rehabbing preseason injury. **2016:** Red-shirt season.

**Kinesiology. At Dunbar H.S.:** AP Second-Team all-State defensive lineman in 2015 for coach Paul Rains ... 3rd team all-state by *Louisville Courier-Journal* ... four-year starter ... team captain ... first team all-City by the *Lexington Herald* ... led team with 76 tackles including 31 TFL and 16 sacks ... caused 6 fumbles ... had 1 sack and was the leading tackler with 9 tackles in 2015 Border Bowl ... named Kentucky's Lineman MVP ... played in Battle of the Bluegrass All-Star Game ... won Zach Stanfield Award ... missed his junior season with a broken foot ... third-team all-state; first team all-City as a sophomore ... four-year starter.


**Personal:** Born February 4, 1998 ... parents are Dean and Laura Martin ... has a brother, Hunter and sister, Samantha ... majoring in geology ... enjoys working out.

#GOLDSTANDARD

#ROCKSOLID

#GOLDSTANDARD

#ROCKSOLID



**AJ  
MCDONALD**

**41**

5-11; 193; R-Jr.; DB  
Bamberg, S.C.  
Bamberg-Ehrhardt

**At Charlotte:** Signed with the 49ers on Feb. 4, 2015 as part of the program's fourth signee class. **2017:** Played in 11 games with 2 starts ... had 8 tackles ... season-high 3 tackles at FIU ... 2 tackles in his final two games played (vs. Middle Tennessee; at Southern Miss) ... had one tackle at WKU ... starting safety vs. NC A&T and at Southern Miss. **2016:** Played in all 12 games with 8 starts ... started the first eight games ... seventh on team with 45 tackles (28 solo) with 1.5 TFL ... had a high of eight tackles at FAU in the 49ers first-ever Conference USA victory ... had seven tackles vs. Eastern Michigan and six (all solo) at Temple with 1.0 TFL ... had seven games with 4+ tackles including six of first seven games and season-finale at UTSA ... 4 tackles in college debut at #19 Louisville. **2015:** Red-shirt season ... Named to Athletic Director's List (3.0 or higher) in Spring 2016.

**At Bamberg-Ehrhardt H.S.:** Helped Red Raiders to the 2014 SCHSL Class A Div. I State Championship game ... state runners-up fell to Christ Church Episcopal, 23-14, in title game to post 12-2 season ... Finished second in Class A Region V standings to Allendale-Fairfax but knocked Allendale-Fairfax out in state semifinals, 20-8 ... Reached state semifinals of Class AA Div. II playoffs in 2013 ... finished second in Class AA Region V standings with a 4-1 mark to state finalist Silver Bluff ... two-star recruit by Rivals.com and 247sports ... was awarded Defensive Back of the Year, all-Regional, and all-State Honors ... 1st team all-Area Defensive Back as a senior (The Times and Democrat) for head coach Kevin Crosby ... Honorable mention all-Area in 2013.

**Personal:** Born on May 7, 1997 ... Parents are John and Brenda McDonald ... Has one sister, Ashley ... Father and cousin, David and Thomas, both played collegiate football ... major in Management Information Systems ... Athletic Director's List (3.0 GPA or higher) Fall 2015 ... 2016 and 2017 C-USA Honor Roll.

Year	G-S	UA-A-Tck	TFL	SK	INT	FR	FF
2016	12-8	28-17-45	1.5	0	0	0	0
2017	11-2	0-8-8	0.0	0	0	0	0
<b>Total</b>	<b>23-10</b>	<b>28-25-53</b>	<b>1.5</b>	<b>0</b>	<b>0</b>	<b>0</b>	<b>0</b>



**BRIAN  
MCDONOUGH**

**54**

5-7; 241; R-Sr.; LS  
Kernersville, N.C.  
East Forsyth

**At Charlotte:** 2017 starting long snapper ... Joined the 49ers in the summer of 2014 ... left program after 2015 season but returned during the 2016 season. **2017:** Played in all 12 games as the 49ers' long snapper ... credited with one tackle, coming at Old Dominion. **2016:** Did not play after returning to team in 2016. **2015:** Played in one game, making his 49ers debut vs. Temple, 10/2. **2014:** Served a red-shirt season.

**At East Forsyth H.S.:** Helped the Eagles to a 13-1 record as a senior ... received a 4.5 star rating at Rubio Long Snapping Camp, which he attended in both Charlotte and Las Vegas ... Special Teams MVP for head coach Todd Willert ... Eagles were 9-4 as a junior ... honor roll student.

**Personal:** Born Jan. 10, 1995 ... parents are Brian and Kim ... has a brother, Charles ... enjoys listening to music and coaching Pop Warner ... majoring in Elementary Education with a minor in American Studies ... Athletic Director's List (3.0 GPA or higher) Fall 2015.



**JAVONTE  
MISENHEIMER**

**45**

6-1; 230; R-Fr.; LB  
Concord, N.C.  
Jay M. Robinson

**At Charlotte:** Joined the 49ers in 2017. **2017:** Served a red-shirt season.

**At Jay M. Robinson H.S.:** Bulldogs went 10-2 under coach Joe Glass ... named Offensive MVP as a senior ... all-Southern Piedmont Conference.

**Personal:** Born November 11, 1998 ... parents are Jimmy and Cynthia Misenheimer ... enjoys photography.



**CHRIS  
PHILLIPS**

**87**

6-2; 238; Sr.; TE  
Woodbridge, Va.  
C.D. Hylton  
Los Angeles Valley College

**At Charlotte:** Signed Feb. 1, 2017 as part of the 49ers sixth recruiting class. **2017:** Played in all 12 games ... caught 3 passes for 28 yards ... registered one tackle (vs. FAU) ... each catch came in final 3 games ... had 2 catches for 12 yards vs. Middle Tennessee ... longest catch was a 16-yard reception in season-finale vs. Florida Atlantic.

**At Los Angeles Valley College:** Led Monarchs to an unbeaten 11-0 record and the CCCAAA American Division Pacific Championship Bowl title ... won the American Division Pacific Conference title with a perfect 5-0 record in 2016 ... enrolled at LA Valley in 2015 after two-year hiatus ... second team all-Southern California Football Association Pacific League as a sophomore ... 25 catches for 358 yards and 5 TDs in 2016 ... averaged 14.3 yards per catch and 39.8 per game.

**At Hylton H.S.:** An all-Region Defensive End ... Bulldogs went 9-2 in his junior year, winning the Golden State Bowl ... tore his ACL on the first play of first game as a senior.

**Personal:** Born October 18, 1994 ... parents are Christina and Thomas ... has a sibling, Lindsay ... jump rope ability ... double major in history and sociology with a minor in American Studies.



**MARK  
QUATTLEBAUM**

**3**

5-9; 166; R-Sr.; WR  
Cartersville, Ga.  
Cartersville

**At Charlotte:** Returning starter ... 49ers top receiver (receptions) in 2017 ... a member of the 49ers third recruiting class, signed in February 2014. **2017:** Played in 12 games with 7 starts ... topped the 49ers with 31 receptions, 2nd on team with 343 receiving yards (11.1/catch; 28.6/game) ...





#GOLDSTANDARD

#ROCKSOLID

#GOLDSTANDARD

#ROCKSOLID

one TD catch ... had 2 games of 90+ receiving yards: 94 (with 3-yd TD) vs. Middle Tennessee; 91 vs. Georgia State ... 2 catches for a career-high 52 yards: vs. Middle Tennessee; vs. Georgia State ... 5 catches of 15+ yards ... 26-yard catch in season-opener at Eastern Michigan, 23-yarder in OT win over UAB, 23-yarder at Old Dominion ... high of 7 catches (94 yds) vs. Middle Tennessee ... 6 catches (91 yds) vs. Georgia State ... 5 catches (34 yds) at WKU. **2016:** Played in six games without a start ... caught four passes for 36 yards ... receptions came at #19 Louisville, at Temple, vs. Old Dominion and at UTSA ... longest catch was a 20-yard reception in season-finale at UTSA ... averaged 9.0 yards/catch. **2015:** Played in eight games, without a start in the 49ers inaugural season at the FBS level as a member of Conference USA ... used as both a kick and punt returner ... had 1 kick return for 13 yards (in C-USA opener at Middle Tennessee) ... had 2 punt returns for 6 yards ... long punt return was 7 yarder vs. FAU. **2014:** Served a red-shirt season.

**At Cartersville H.S.:** Played wide receiver and defensive back for head coach Frank Barden ... teammates with fellow 2014 signees Brooks Barden (Dec., 2013) and TL Ford (Feb., 2014) ... A first team all-Region 5AAA defensive back as a senior ... had 542 receiving yards and 10 touchdowns as a senior as the Purple Hurricanes (11-2) were ranked 7th among state AAA teams and won back-to-back regional championships ... had 404 yards receiving as a junior with six touchdowns ... Hurricanes went 13-1 that season ... a two-time all-county and all-region selection ... posted a 3.5 GPA ... played baseball (LF) and basketball (SG).

**Personal:** Born June 24, 1996 ... Mother is Jewel Akpose ... has a brother D'Andre Quattlebaum and a sister, Keelie Quattlebaum ... enjoys playing video games ... Africana Studies major.

Year	G-S	Rcv	Yds	Avg	TD*	Avg/G
2015	8-0	0	0	0	0	0
2016	6-0	4	36	9.0	0	6.0
2017	12-7	31	343	11.1	1	28.6
<b>Total</b>	<b>26-7</b>	<b>35</b>	<b>379</b>	<b>10.8</b>	<b>1/1</b>	<b>14.6</b>

\* Rec. TD/Overall TD

SINGLE-GAME BESTS	CAREER	'17 SEASON
Yards	94	94
Rec. TDs	1	1
Long Catch	52 (2)	52 (2)



## JOHNNY RAY


# 58

6-4; 258; R-So.; DL  
Mt. Pleasant, S.C.  
Wando

**At Charlotte:** Signed with the 49ers in February, 2016 as a member of the 49ers fifth recruiting class. **2017:** Played in four games without a tackle ... made collegiate debut in season-opener at Eastern Michigan ... also played at #19 Kansas State and in 49ers 25-24 OT win vs. UAB. **2016:** Red-shirt season.

**At Wando H.S.:** First team USA Today all-state performer ... three-star recruit by ESPN.com and 247Sports ... two-star recruit by Rivals.com ... named honorable mention all-Low Country by the Charleston Post & Courier ... three-year varsity standout for the Warriors ... had 33.5 tackles as a senior with 9 TFL and 4 sacks ... added 8 QB hurries and two fumble recoveries ... finished career with 60.5 tackles and 16 TFL, 6 sacks and 14 QB hurries ... Named to South Carolina's 2015 North-South All-Star ... team's defensive line MVP ... named first team all-East Cooper.

**Personal:** Born Nov. 9, 1997 ... son of William and Vaudrien Ray ... siblings are William and Summer ... communications major.



## CHRIS REYNOLDS

# 17

5-11; 199; R-Fr.; QB  
Mocksville, N.C.  
Davie

**At Charlotte:** Emerged as #1 QB on depth chart following 2018 spring campaign ... was 8-of-11 for 73 yards in annual Green-White Spring Game ... engineered three TD drives in four possessions ... 8-play, 53-yard first quarter score (3-3 passing, 23 yds) that included a 14-yard pass to Benny LeMay ... 5-play, 75-yd third quarter score (2-3, 12 yds) ... 11-play, 77-yd third/fourth quarter drive (2-4, 27 yds) that included a 15-yard pass to Workpeh Kofa and a 12-yard connection with Calvin Camp ... Joined the 49ers for 2017 preseason. **2017:** Served a red-shirt season.

**At Davie H.S.:** Led War Eagles to a 12-2 record and a Central Piedmont Conference Championship ... advanced to third round of the state playoffs ... 2016 CPC Player of the Year ... East-West All-Star participated in Shrine Bowl ... named all-Northwest Region ... two-time all-CPC ... set school records for passing yards and TDs in a game and career passing TDs ... holds single-game, season and career mark for completions ... threw for 5635 yards and 58 TDs ... rushed for 1140 yards and 23 TDs ... four-year letterwinner in football and baseball ... scholar-athlete.

**Personal:** Born November 13, 1998 ... parents are Dan and Beth Reynolds ... has four brothers/sisters: Danny, Amanda, Jack and Abby ... sister Amanda played soccer at East Carolina ... business major.



## ED ROLLE

# 2

5-10; 190; Sr.; DB  
Miami, Fla.  
Carol City  
Garden City (Kan.) C.C.

**At Charlotte:** Two-year starting safety ... second all-time with 4 career interceptions ... sixth all-time with 5 career takeaways (4 INT, 1 FR) ... transferred into the 49ers program following the completion of the Spring 2016 semester. **2017:** Started each of the 11 games he played ... 6th on the team with 54 tackles (25 solo) with 0.5 TFL ... averaged 4.9 tackles/game ... averaged 6.6 tackles over final five games (33 tackles) ... had 1 INT, 1 fumble recovery and 3 PBU ... interception in season-opener at Eastern Michigan ... fumble recovery in season-finale vs. Florida Atlantic ... high of 8 tackles in final two games: at Southern Miss (5 solo) and vs. Florida Atlantic ... 7 tackles vs. Middle Tennessee ... 6 tackles (5 solo) at #19 Kansas State ... 5 tackles, 0.5 TFL and 1 PBU in 25-24 OT win vs. UAB. **2016:** Played in all 12 games in his first year with the 49ers ... made eight starts: the first four games and the last four ... fifth on the team with 49 tackles (4th with 30 solo) ... shared team lead with three interceptions and added three pass breakups ... had 2.0 TFL ... tied a school-record with interceptions in back-to-back games (vs. FIU; at Marshall) ... also had a pick vs. Eastern Michigan ... had double-digit tackles in one game (12 vs. Rice, 10 solo) ... had eight tackles at Temple and 5 vs. Elon, at Marshall and at UTSA ... 7 games with 4 or more tackles ... strong game in win at Marshall (5 tackles; 21-yard INT; 1 PBU) and vs. Rice (12 tackles; 1.0 TFL) ... TFLs vs. Elon; Rice.

**At Garden City C.C.:** Played in 11 games for the Broncbusters with 42 tackles (28 solo) ... 2 TFL ... credited with one forced fumble, a fumble recovery and an interception ... teammate of FIU commit Andrew Brown.

**#GOLDSTANDARD**
**#ROCKSOLID**
**#GOLDSTANDARD**
**#ROCKSOLID**

**At Carol City H.S.:** Helped Chiefs to a 7-3 record ... also ran track ... advanced to regionals in the 110 hurdles and the long jump ... reached state championships two years in a row in the 4x100 relay.

**Personal:** Born May 2, 1996 ... mother is Lanaldrige Rolle ... has a brother, Edward Rolle III ... enjoys shooting pool ... major in geography.

Year	G-S	UA-A-Tck	TFL	SK	INT	FR	PBU
2016	12-8	30-19-49	2.0	0.0	3	0	3
2017	11-11	25-29-54	0.5	0.0	1	1	3
<b>Total</b>	<b>23-19</b>	<b>55-48-103</b>	<b>2.5</b>	<b>0.0</b>	<b>4</b>	<b>1</b>	<b>6</b>

**SINGLE-GAME BESTS**

Tackles  
TFL  
INT

**CAREER**

12  
1.0  
1

**'17 SEASON**

8  
0.5  
1



**TREVOR  
STACY**

**78**

**6-5; 315; R-Jr.; OL  
Huntington, W.Va.  
Spring Valley**

**At Charlotte:** Made 49ers debut Sept. 10, 2016 vs. Elon ... signed with the 49ers on Feb. 4, 2015 as part of the program's fourth signee class. **2016:** Played in two games on the offensive line ... saw action at #19 Kansas State, 9/9 and at WKU, 10/14. **2016:** Played in one game as a red-shirt freshman ... lone appearance came in home opening win vs. Elon. **2015:** Red-shirt season.

**At Spring Valley H.S.:** A three-time first-team Class AAA all-state selection ... 2014 Hart Award Winner as the West Virginia Sports Writers Association Top Lineman for head coach Brad Dingess ... Named the Herald-Dispatch Tri-State Player of the Year and to the all-Tri-State team ... four-year starter holds record for most starts in school history ... Led Timberwolves to a 7-4 mark and a spot in the AAA playoffs as a senior ... Timberwolves reached state playoffs in each of his four years including trip to state quarterfinals in sophomore year (8-4) ... a three-time first team all-Area and first-team all-Mountain State Athletic Conference choice ... a three-star recruit by ESPN.com and received two stars from Rivals.com and 247 Sports ... Herald Dispatch writer Tim Stephens said of the standout offensive lineman that he "had more pancakes than IHOP" ... former Charlotte 49ers offensive line coach Phil Ratliff coached at Spring Valley High before moving into the college ranks.

**Personal:** Born September 24, 1996 ... parents are Rick and Annie Stacy ... siblings are Brandon and Chandler ... mathematics for business major with a minor in American Studies.



**JT  
STARR**

**22**

**6-2; 177; R-So.; DB  
Belmont, N.C.  
South Point**

**At Charlotte:** Joined the 49ers for the 2016 season. **2017:** Played in 11 games, primarily on special teams ... recorded three tackles (at WKU, vs. UAB, at Southern Miss) ... debut came in season-opener at Eastern Michigan. **2016:** Served a red-shirt season.

**At South Point H.S.:** Named Athlete of the Year as a senior ... earned first-team All-Gazette honors ... two-time All-Conference selection ... earned the Jack Lineberger Scholarship ... helped his team capture two conference championships ... as a senior, helped his team reach the state championship game.

**Personal:** Born September 21, 1997...son of Juan and Latrice Miller ... sibling is Cameron Miller ... JT is short for Jontavious ... sociology major.



**HENRY  
SEGURA**


**42**

**6-2; 208; R-Fr.; LB  
Tallahassee, Fla.  
Leon**

**At Charlotte:** Signed Feb. 1, 2017 as part of the 49ers sixth recruiting class. **2017:** Served a red-shirt season.

**At Leon H.S.:** Two-star recruit (Scout; 247Sports; Rivals) ... Defensive Player of the Year ... first team all-Total Prep as a junior defensive back ... All-Big Bend first-team defender for the Lions... totaled 105 tackles with 20 tackles for loss, 5.5 sacks and two interceptions as a junior ... joined wrestling team as a junior ... District Champs went 6-3 to reach the 7A Florida H. S. State playoffs.

**Personal:** Born March 26, 1999 ... mother is Malica Segura ... has one brother, Malichi ... business major ... enjoys dancing.



**ANTOINE  
SHAW**

**86**

**6-2; 235; R-Fr.; DE  
Rockingham, N.C.  
Richmond Senior**

**At Charlotte:** Signed Feb. 1, 2017 as part of the 49ers sixth recruiting class. **2017:** Served a red-shirt season.

**At Richmond Senior H.S.:** Played offensive line and defensive tackle, as well, with 43 tackles, 6.0 TFL, 2.0 sacks and one fumble recovery ... first team all-Southeastern 4AA Conference offensive lineman for coach Ryan Till ... Raiders went 9-4 and reached the second round of the 4AA NCHSAA state playoffs and finished as conference runners-up with a 4-1 mark ... reached state finals in wrestling.

**Personal:** Born December 12, 1998 ... parents are Antoine Shaw and Teeneeshaw Wright ... siblings are Messiah Shaw, Walasia Russell and Myra Shaw ... enjoys watching anime.



**#GOLDSTANDARD**
**#ROCKSOLID**
**#GOLDSTANDARD**
**#ROCKSOLID**

**RODERICK  
STATON**
**33**
**5-8; 161; R-Jr.; RB**  
**Greenville, N.C.**  
**DH Conley**  
**The Apprentice School**
**At Charlotte:** Joined the 49ers in the spring 2018 semester.

**The Apprentice School (Newport News, Va.):** Played for the Builders for two seasons (2014 and 2015) ... credited with three tackles as a freshman ... his trade was welder.

**At DH Conley:** Played running back for the Vikings ... also saw time at-quarterback ... ran for 1249 yards as a senior, with 17 TDs ... averaged 96.1 rushing yards as a senior ... was 4-for-7 passing for 216 yards and two TDs ... caught 6 passes for 151 yards and three TDs ... also ran track (100 meters).

**JOE  
THOMPSON**
**14**
**6-1; 201; R-So.; WR**  
**Ashburn, Va.**  
**Stone Bridge**
**At Charlotte:** Signed with the 49ers in February 2016 as a member of the 49ers fifth recruiting class ... converted to WR after Spring 2018. **2017:** Played in one game ... made debut at WKU ... threw one incomplete pass. **2016:** Red-shirt season ... Scout Team MVP.

**At Stone Bridge H.S.:** Named honorable mention all-Met by the Washington Post ... led Bulldogs to North Region championship and a VHSL 5A State Runner-Up finish in 2015 ... led an offense that scored 35 or more points in the four wins leading up to the state championship game ... team captain ... set records for passing yards in a career and passing yards in a game ... threw for 1377 yards as a senior (88-142) with 15 TDs and 6 INTs through nine games ... dual-threat QB added 812 rushing yards and 12 TDs ... led Stone Bridge to a 10-5 record ... placed second in 5A Conference 14 with a 3-1 mark ... two-star recruit by Rivals.com ... had 2101 passing yards as a junior with 12 TD's ... added 387 rushing yards ... Bulldogs went 10-3 and reached the state quarterfinals ... three-year varsity player for coach Mickey Thompson ... helped Bulldogs to a 9-3 record as a sophomore ... honor roll student.

**Personal:** Born April 21, 1998 ... son of Mickey and Kathy Thompson ... siblings are Amy, Patrick and Zach ... Patrick and Zach played football at Wake Forest and Zach went on to NFL career with the Jets, Broncos and Ravens ... Dad, Mickey played at Virginia ... management major ... Dean's List (3.4 GPA or higher) Fall 2016 ... 2016 and 2017 C-USA Honor Roll.

**CHRIS  
TOMBERLIN**
**89**
**6-0; 165; R-Jr.; WR**  
**Iron Station, N.C.**  
**East Lincoln**  
**Gardner-Webb**
**At Charlotte:** Joined the 49ers during the 2017 spring semester. **2017:**

Played in five games ... did not have any catches ... made 49ers' debut at WKU ... played in four of the final five games, including 49ers' 25-24 OT win vs. UAB.

**At East Lincoln H.S.:** 2A State Champs and Western Regional Champs in 2012 and 2014 with identical 16-0 records ... four-time conference champions (2011-14) ... played under coach Mike Byus ... three-year letter-winner ... team captain as a senior ... over last two seasons caught 51 passes for 881 yards and 11 TDs ... three-year varsity centerfielder for the Mustangs ... team captain as a senior ... graduated with a GPA over 4.0 ... National Honor Society and Beta Club.

**At Gardner-Webb:** Served a red-shirt season in 2015.

**Personal:** Full name is Christopher George Tomberlin ... Born March 30, 1997 ... parents are Bryan and Christy Tomberlin ... has a younger sister, Mary ... exercise science major ... enjoys hunting and fishing.

**VICTOR  
TUCKER**
**9**
**5-11; 182; R-Fr.; WR**  
**Miami Gardens, Fla.**  
**Carol City**
**At Charlotte:** Signed Feb. 1, 2017 as part of the 49ers sixth recruiting class. **2017:** Served a red-shirt season.

**At Carol City H.S.:** 6A Florida High School State Champion ... A three-star recruit (Scout.com) and two-star by Rivals and 247Sports ... helped Carol City win the 6A Florida H.S. state title with a 14-6 victory over Lake Gibson ... caught 41 passes for 569 yards and 8 TDs as a senior ... averaged 13.9 yards per catch; 43.8 per game ... named second team all-Dade County offense (6A-8A) ... on the North Roster of the 2016 Miami-Dade County All-Star Game ... in 2016, Chiefs enjoyed an 11-3 record under head coach Aubrey Hill and ranked 10th in the nation (MaxPreps) ... Chiefs were 9-3 in 2015, reaching the second round of the FHSA state playoffs.

**Personal:** Born August 2, 1999 ... majoring in criminal justice.

**R.J.  
TYLER**
**8**
**6-3; 247; R-Sr.; H**  
**Wagener, S.C.**  
**Wagener-Salley**
**At Charlotte:** Returning starter for the 49ers ... a member of the 49ers third recruiting class, signed in February 2014. **2017:** Played in all 12 games, making 10 starts ... 4th on team with 17 catches for 142 yards and 1 TD ... averaged 8.4 yds/catch; 11.8 yds/game ... 4-yard TD catch vs. NC A&T ... longest catch of 15 yards, three times: vs. Marshall, in 25-24 OT win vs. UAB, vs. Middle Tennessee ... high of 37 yards receiving on three catches vs. MT ... high of 4 catches (34 yards) at FIU. **2016:** Played in all 12 games without a start ... did not have a reception ... saw special teams action as well. **2015:** Played in all 12 games without a start ... saw bulk of his action on special teams ... did make one catch for 12 yards vs. Presbyterian ... served as Special Teams Flag Carrier at Kentucky, in program's first game against a Power 5 conference foe ... Named to Athletic Director's List (3.0 or higher) in Spring 2016. **2014:** Served a red-shirt season.

**At Wagener-Salley H.S.:** A two-time all-state and HSSR all-state selection ... had 25 catches for 515 yards and four touchdowns as a senior

**#GOLDSTANDARD**
**#ROCKSOLID**
**#GOLDSTANDARD**
**#ROCKSOLID**

for coach Ken Tucker ... named all-Region IV-A and the Region Tight End of the Year ... season highlighted by a six catch, 181-yard, 3-touchdown performance vs. Williston-Elko ... has over 1000 yards receiving in his War Eagles' career ... 20 catches for 354 yards and six touchdowns as a junior ... all-Region IV-A for three straight years ... two-time all-Augusta Chronicle and all-Aiken Standard choice ... selected to play in Border Bowl ... had 77 tackles on the defensive side of the ball the last two years, with 47 solo tackles and three sacks.

**Personal:** Born Aug. 19, 1996 ... son of Robert and Bernice Tyler ... his father, Robert, was drafted by the Seattle Seahawks ... has a sister, Shaquita ... Africana Studies major ... Athletic Director's List (3.0 GPA or higher) Fall 2016 ... 2016 and 2017 C-USA Honor Roll.



**JACK  
WELLENHOFER**


**47**

**6-2; 193; R-So.; LS**  
**Rocky Mount, N.C.**  
**Rocky Mount Senior**

**At Charlotte: 2017:** Red-shirt season. **2016:** Played in one game to earn his first varsity letter ... saw action vs. Elon.

**At Rocky Mount H.S.:** Ranked number 21 in the nation by Rubio Long Snapping...Received Coaches Award ... Helped team win the 2015 3A state championships ... Played on the conference winning football and baseball teams as a senior ... Member of the National Honor Society.

**Personal:** Born November 29, 1997 ... son of John and Lauren Wellenhofer...siblings are Tommy and Catherine ... history major ... 2016 C-USA Academic Medal ... Chancellor's List (3.8 GPA or higher) Fall 2016 ... 2016 and 2017 C-USA Honor Roll.



**JULIAN  
WHEATON**

**32**


**6-2; 286; R-Jr.; DL**  
**Holly Springs, N.C.**  
**Panther Creek**  
**Lenoir-Rhyne**

**At Charlotte:** Joined the 49ers prior to the 2017 spring semester. **2017:** Did not see action in 2017.

**At Panther Creek H.S.:** SWAC Conference Champs in 2014 for coach Sean Crocker ... first-team all-conference as a senior ... two-time letterwinner for the Catamounts ... team captain.

**At Lenoir-Rhyne:** Served a red-shirt season in 2015 and did not play in 2016 before transferring to Charlotte for 2017 spring semester.

**Personal:** Born June 25, 1997 ... parents are Tracie Ford and Keith Wheaton ... siblings are Bryce and Taryn ... health systems management major ... enjoys drawing and playing basketball.



**KESHAUN  
WOODS**


**37**

**5-10; 192; R-So.; DB**  
**Pahokee, Fla.**  
**Pahokee**

**At Charlotte:** Signed with the 49ers following spring semester 2016 as a member of the 49ers fifth recruiting class. **2017:** Played in four games. **2016:** Red-shirt season.

**At Pahokee H.S.:** Blue Devils went 9-3 and reached the FHSAA 1A State Playoffs under head coach Alphonso Smith Jr ... went a perfect 4-0 to claim District 8 title ... led the defensive backs in tackles and interceptions ... captain on defense ... played just one year of high school football.

**Personal:** Born Nov. 28, 1997 ... parents are Kandice Dorsey and Ernest Woods ... has a sister, Kristen



**JACKSON  
VANSICKLE**

**18**

**6-1; 205; R-Jr.; K**  
**Charlotte, N.C.**  
**Charlotte Christian**  
**Virginia Tech**

**At Charlotte:** Transferred into the 49ers program following the completion of the Spring 2016 semester. **2017:** Played in 4 games ... hit 1-of-2 FGA; 4-of-5 PAT ... his 39-yard FG at FIU was 49ers longest of the season ... high of 5 points at FIU (1-1 FG; 2-3 PAT) ... hit 2-2 PAT at WKU ... lone kickoff was 65-yard touchback vs. Middle Tennessee. **2016:** Sat out in accordance with NCAA transfer rules.

**At Virginia Tech:** Red-shirted lone year at Virginia Tech.

**At Charlotte Christian H.S.:** Named NCISAA All-State and All-Conference ... helped Knights to two state championships ... two-year letterwinner for coach Jason Estep ... Named to Southeast Super-Region Team.

**Personal:** Born Jan. 21, 1997 in Salem, Mass. ... son of Eric and Laura Vansickle ... has a brother, Christian and a sister, Sarah ... major in business.



**JACOB  
WEBB**

**63**

**6-5; 286; R-Fr.; OL**  
**Canton, Ga.**  
**Creekview H.S.**

**At Charlotte:** Signed Feb. 1, 2017 as part of the 49ers sixth recruiting class. **2017:** Served a red-shirt season.


**At Creekview H.S.:** Two-star recruit (247Sports) under head coach Terry Crowder ... Second team all-Region 6-A for the Grizzlies ... three-year letterwinner ... team captain.

**Personal:** Born July 9, 1998 ... parents are Jeff and Tracy Webb ... siblings are Taylor and Owen ... enjoys fishing.



**#GOLDSTANDARD**
**#ROCKSOLID**
**#GOLDSTANDARD**
**#ROCKSOLID**

# 2018 NEWCOMERS



**DJ  
ANDERSON**


**20** | 5-11; 189; R-Jr.; DB  
Silver Spring, Md.  
Montgomery Blair H.S.  
Lackawanna

**At Charlotte:** Signed with the 49ers in December 2017 as part of the 49ers seventh recruiting class.

**At Montgomery Blair High:** led Blair High to a 9-4 record as a senior -- the Blazers second eight-win season since 1994 ... earned the Blazers their first-ever post-season bid ... reached Class 4A Regional Semifinals under head coach Dr. Andrew Fields.

**At Lackawanna:** A first-team Northeast Football all-conference defensive back ... among the Falcons' leaders with three interceptions and three pass break-ups as a sophomore ... Falcons went 7-2 and were ranked 19th in the final NJCAA rankings ... had 25 tackles (3.1/game) in eight games played ... Falcons went 10-1 in his freshman season, winning the NEFC Championship with a perfect 10-0 record ... advanced to the 2016 Valley of the Sun Bowl (L, 48-41 to Mesa Community College) ... averaged 3.2 tackles and had one INT ...

**Personal:** First name in Daymon ... born Feb. 9, 1996 ... parents are Crystal Taylor and Daymon Anderson ... has a sister Daynah ... economics major ... enjoys basketball.



**RICO  
ARNOLD**

**21** | 6-0; 184; Fr.; WR  
Athens, Ga.  
Clarke Central H.S.

**At Charlotte:** Signed with the 49ers in December 2017 as part of the 49ers seventh recruiting class.

**At Clarke Central High:** A two-star 2016 recruit (247Sports) ... three-year letterwinner ... over 1,500 career receiving yards ... AAAAA Region 8 First Team all-Region ... had 47 catches for 766 yards (16.3/rec.) and 7 touchdowns as a senior ... named GITV Offensive Player of the Year ... helped the Gladiators to a 7-5 record under coach David Perno ... Clarke Central lost in the second round of the 2016 AAAAA Georgia state playoffs ... AAAAA state runner-up in track and field (4x100 relay).

**Personal:** Born Dec. 3, 1998 ... mother is Teresa Clark ... siblings are Cam Arnold, Deja Jenkins and Miracle Glenn ... computer science major ... enjoys hiking.



**DANTRELL  
BARKLEY**

**91** | 6-4; 285; R-So.; DL  
Kannapolis, N.C.  
A.L. Brown H.S.  
Independence C.C.

**At Charlotte:** Signed with the 49ers in February 2018 as part of the 49ers seventh recruiting class ... A three-star (247Sports; ESPN) junior college star ... 247Sports ranked in the top 40 nationally among junior college prospects and among the Top 10 at his position (DT) ... had offers from Colorado, Colorado State, Arkansas State and South Carolina ... decommitted from South Carolina in September ...

**At A.L. Brown High:** Registered 57 tackles with 8.0 TFL and 6.0 sacks as a senior at AL Brown ... added 15 QB hurries for coach Mike Newsome as the Wonders (10-3; 4-2) reached the second round of the 2015 4A state playoffs.

**At Independence (Kans.) C.C.:** Spent two years at Independence C.C., including a red-shirt season in 2016-17 ...

**Personal:** Born Dec. 27, 1997 ... parents are Daphne and Dean Barkley ... has one brother, Del Drye ... to major in education and business ... enjoys movies ... attended same high school that sent all-time leading rusher Kalif Phillips to the 49ers.



**ISAIAH  
BELK**

**94** | 6-2; 260; Fr.;  
Charlotte, N.C.  
Butler

**At Charlotte:** Joined the 49ers in the summer 2018.

**At Butler High:** Two-year letterwinner ... recorded 36.5 tackles with two sacks, four TFL and 3 QB hurries ... added one pass break up ... Bulldogs went 8-3 in his senior season under head coach Brian Hales.

**Personal:** Born July 10, 2000 ... parents are Claudia and Rodney Belk ... wants to major in Exercise Science ... father, Rodney, played football at NC State.



**JOHN  
BROSNAHAN**

**65** | 5-11; 201; Fr.; K/P  
Huntersville, N.C.  
Cox Mill

**At Charlotte:** Joined the 49ers in spring 2018 semester.

**At Cox Mill High:** all-South Piedmont 3A Conference as a junior and senior for coach Craig Stewart ... four-year varsity kicker ... kicked game-winning field goal as a freshman in playoff game against North Forsyth, the program's first postseason win Chargers first post-season win ... kicked a 50-yard field goal as a junior ... trained with punting coach Dan Orner ... also attended the Chris Sailer kicking and punting camp ... Sailer

**#GOLDSTANDARD**
**#ROCKSOLID**
**#GOLDSTANDARD**
**#ROCKSOLID**

Kicking Camp reviewed him as "a great athlete with an elite leg ... Kohl's Kicking Camps rate him as the 75th best punter in the Class of 2018 ... also played baseball for the Chargers.

**Personal:** Born Oct. 5, 1999 ... son of John and Kim Brosnahan ... has two siblings: Jessica and Jackson ... enjoys fishing.



**WESLEY  
BULLARD**

**35**

**5-9; 164; Fr.; WR  
Shelby, N.C.  
Crest**

**At Charlotte:** Joined the 49ers in Spring 2018 semester.

**At Crest High:** Member of the two-time state champion Chargers ... enjoyed unbeaten seasons in 2014 and 2015 ... capture 3A Big South Conference championship both seasons ... played for coach William Clark ... also attended Jireh Prep.

**Personal:** Full name is Wesley Kentrell Bullard ... born Jan. 5, 1998 ... son of monica and Leonard Bullard ... has two bothers: Nelson and Jonathan ... Nelson played football at Lenoir Rhyne ... Jonathan is defensive end for the Chicago Bears after a career at Florida ... enjoys video games.



**JAKE  
CAMPBELL**

**57**

**6-1; 225; So.; LB  
Wake Forest, N.C.  
Wake Forest  
Limestone**

**At Charlotte:** Joined the 49ers in the summer 2018.

**At Limestone:** Played in every game as a freshman, primarily on special teams ... recorded three tackles.

**At Wake Forest High:** Cougars enjoyed an unbeaten, 16-0 season to win the 4AA State Championship ... CAP 8 Conference Champs as well ... were ranked #1 in state for head coach Reggie Lucas ... a CAP 8 all-conference selection ... senior captain won Golden Helmet Award ... received sporsmanship Award at the state championship game ... was a CAP 8 all-conference academic award winner.

**Personal:** Born April 7, 1999 ... parents are Rich and Laurene Campbell ... has a sister, Kalee ... business major ... enjoys fishing.



**TAYLOR  
CHANDLER**

**99**

**6-2; 220; Fr.; DE  
New London, N.C.  
North Stanly**

**At Charlotte:** Joined the 49ers in the summer 2018.

**At North Stanly High:** Comets won three county titles and first-ever Yadkin Valley Conference championship ... four-year letterwinner ... team captain for head coach Scott Crisco as a junior and senior ... named all-conference as a senior.

**Personal:** Born Nov. 24, 1999 ... parents are Michael and Chrissy Chandler ... has two siblings: Dale Chandler and Samantha Shepherd ... mechanical engineering major ... enjoys hunting, wakeboarding and fishing ... cousin of Travis Gordon, who played basketball for the 49ers ... his aunt, Joanna Gagliardi played basketball at UNC Wilmington.



**JONATHAN  
CRUZ**

**11**

**5-9; 155; Fr.; K  
Cartersville, Ga.  
Cartersville H.S.**

**At Charlotte:** Signed with the 49ers in February 2018 as part of the 49ers seventh recruiting class.

**At Cartersville High:** Received 5 stars with a FG rating of 99 from National Camp Series after representing Team Jackson at the 2016 South Region event ... added a punt rating of 83 ... Took first-place among upperclassmen in FG category for kicking coach, Brian Jackson ... four-time Special Teams Player of the Year ... two-time all-state kicker ... First team all-state punter ... 4-year varsity starter ... enjoyed a 53-3 record in his career, including a school-record 41-game winning streak ... career included two state titles, three final four appearances and 14 playoff wins ... Hurricanes went 11-1 and won AAAA Region 5 with a perfect 6-0 mark ... was 72-of-72 in PAT attempts ... 6-of-8 in FGA with a school-record long of 55 yards ... scored 90 points as a senior and 401 in his career ... had 81 kickoffs for touchbacks ... perfect 4-4 in PAT's with a 47-yd FG in 38-5 win over Westlake ... reached second round of state AAAA Playoffs for coach Joey King ... kicked 55-yard FG in state playoffs ... added a 45.3 punting avg. ... back-to-back 15-0 AAAA State Champion seasons in 2015 and 2016 ... four-time region champions.

**Personal:** Born April 8, 2000 ... mother is Juana Cruz ... major in Kinesiology ... grew up playing soccer before switching to football.



**JEWAN  
DAVIS**

**38**

**5-10; 195; Jr.; RB  
Fredericksburg, Va.  
James Monroe  
Tiffin**

**At Charlotte:** Joined the 49ers in the summer 2018.

**At Tiffin University:** Did not see game action.

**At James Monroe High:** Davis is a graduate of James Monroe High School. While attending, he was a four year letterman in both track and football. On the grid iron, Jewan was an honorable mention and 2nd team all-conference running back and outside linebacker. On the track, Davis won a State Championship in the 4x100, participated in the Junior Olympics in the 4x100, and was an AAU National Champion.

**Personal:** Jewan is the son of Robert and Heather Davis. He has one sibling and will be majoring in Biology and Exercise Science.



**#GOLDSTANDARD**
**#ROCKSOLID**
**#GOLDSTANDARD**
**#ROCKSOLID**

**BEN  
DUYCK**
**67**
**6-2; 300; Fr.; OL  
Charlotte, N.C.  
Charlotte Christian**

**At Charlotte:** Pronounced Dike ... joined the 49ers in the summer 2018.

**At Charlotte Christian:** Knights won both the CISAA Conference and state title in 2017 under head coach Jason Estep ... reached state title game three times in four years ... won state title as a freshman (10-1) and senior (10-1); runner-up as a junior (10-2) ... conference champs as a sophomore ... all-state as a senior ... three-time all-conference ... named first team all-Mecklenburg County ... four-year letterwinner ... team captain.

**Personal:** Born Nov. 20, 1999 ... son of Jim and Michelle Duyck ... enjoys fishing ... his uncle is Buzz Peterson, former basketball player at North Carolina.


**ISHOD  
FINGER**
**30**
**5-6; 170; Fr., RB  
Gastonia, N.C.  
Metrolina Christian**

**Pronounced Eye-shod**

**At Charlotte:** Joined the 49ers in the summer 2018.

**At Metrolina Christian Academy:** First team all-state selection ... Union County Player of the Year ... Charlotte Observer Offensive Player of the Year ... rushed for over 2,300 yards - a single-season Union County Record, and 30 TDs under head coach Thomas Langley ... second-team all region ... 3A Conference champions in 2017 ... ran for over 1000 yards at Sun Valley High as a junior with 10 TDs ... all-conference choice three straight seasons ... rushed for over 4,200 yards in his career ... four-year varsity player.

**Personal:** Born Jan. 7, 1999 ... mother is Belinda Byarm ... enjoys working out.


**WILLIE  
GREEN II**
**19**
**6-0; 203; R-Fr.; QB  
Shelby, N.C.  
Crest H.S.  
Southern Mississippi**

**At Charlotte:** Joined the 49ers in spring 2018 semester.

**At Southern Miss:** Red-shirt season in 2017.

**At Crest High:** Two-year starting QB for coach Mark Barnes ... led Chargers to an undefeated 32-0 record and two NCHSAA State Titles in 2014 and 2015 ... South Mountain Athletic Conference (SMAC) Champions both seasons ... 32-game winning streak ranked 8th in the nation ... three for 6,116 yards and 59 TDs in his career ... had a .656 completion pct ...

team MVP in 2015 (3,655 passing yards, 33 TDs) ... offensive MVP in 2014 (2,283 passing yards; 23 TDs) ... NCHSAA State Championship Offensive Player of the Game in 2014 and 2015 ... holds Crest records for passing yards, passing TDs and single-game passing and TD records with 463 yards passing and 7 TD vs. Kings Mountain, 2015 ... two -time all-SMAC ... three-year letterwinner in baseball and basketball ... also attended Palmetto Prep (Columbia, S.C.).

**Personal:** Born Mar. 17, 1998 ... son of Willie and Dena Green ... has three siblings: Kendra, Saniyya and Javarius ... four-year honor roll student ... Pre-Economics major ... enjoys collecting and trading Jordan's, Nike and Adidas shoes ... father Willie Sr., played for nine years as a WR in the NFL with Detroit, Tampa Bay, Carolina and Denver ... won back-to-back Super Bowls (XXII; XXIII) with the Broncos in 1997 and 1998 ... cousin Hassan Whiteside plays basketball with the NBA Miami Heat.


**MALIK  
HARKNESS**
**77**
**6-4; 300; Fr.; OL  
Columbia, S.C.  
Lugoff-Elgin H.S.**

**At Charlotte:** Signed with the 49ers in December 2018 as part of the 49ers seventh recruiting class.

**At Lugoff-Elgin High:** A two-star recruit (247Sports) for head coach Matt Campbell ... participated in South Carolina's North-South All-Star game ... named all-Region 4A at Offensive Tackle ... graded out at 85% in 2017 with 30 knockdowns and five demon blocks (driving defender back 10+ yards) ... only allowed one sack as a senior ... Demons' Offensive Lineman of the Year ... team captain as a senior ... three-year letterwinner ... led the Demons to an 8-6 mark that included a trip to the second round of the Class AAAA state playoffs ... A-B Honor Roll.

**Personal:** Born Feb. 18, 2000 ... parents are Timothy and Bonita Harkness ... has four siblings: Hazel, Jamal, B'Nard, Apryl ... enjoys listening to music


**JAKE  
HELMS**
**96**
**6-2; 265; Jr.; DL  
Mooreville, N.C.  
Lake Norman  
Western Carolina**

**At Charlotte:** Joined the 49ers in the summer 2018.

**At Western Carolina: 2017:** Saw action in all 12 games, making two starts on the defensive line ... finished the season with 26 tackles including eight solo stops and a pair of tackles for loss ... aalled a pair of quarterback hurries with one pass break-up ... posted a career-high nine tackles in the road win at The Citadel (Nov. 4). **2016:** Played in nine of 11 games with a pair of starts ... collegiate debut in the season-opener at East Carolina (Sept. 3) with his first career start coming in week two against Gardner-Webb (Sept. 10) ... Recorded 21 tackles including seven solo stops and 2.5 tackles for loss including a sack against ETSU (Sept. 17) at the Bristol Motor Speedway ... posted a season-high five tackles against ETSU ... blocked a kick against VMI (Nov. 5) ... named to the 2016-17 Southern Conference Academic Honor Roll.

**At Lake Norman:** Named All-North Piedmont Conference as a senior, as

**#GOLDSTANDARD**
**#ROCKSOLID**
**#GOLDSTANDARD**
**#ROCKSOLID**

well as garnering all-county honors ... Two-time defensive lineman of the year ... Played in the 2012 Eastbay Youth All-American Bowl as an eighth-grade offensive lineman ... Finished with 164 career tackles including 27 tackles for loss and 16 sacks ... Forced five fumbles and blocked two field goals ... High school coach was Rob McNeely ... Also participated in track & field as a prep where he holds the school record in the discus.

**Personal:** Is the son of Kell and Susan Helms ... His father played football at Western Carolina from 1986-90 as a linebacker ... Has a younger sister, Reagan.



**JACOB HUNT**  
**88**

**6-4; 255; Fr.; TE**  
**Rome, Ga.**  
**The Darlington School**

**At Charlotte:** Signed with the 49ers in December 2017 as part of the 49ers seventh recruiting class.

**At The Darlington School:** A two-star recruit (247Sports) ... three-year starter for coach Tommy Atha ... two-time team captain ... preseason all-state selection for 2017 ... had 19 catches for 231 yards and four TDs ... added 70 tackles, 15 TFLs, 3.5 sacks, 2 forced fumbles, 1 INT and 2 PBU's on defensive side of the ball ... Tigers reached the quarterfinals of the state A Private playoffs ... finished season with an 8-5 record ... several collegiate offers including Georgia Southern, Tulane and Ball State.

**Personal:** Born Oct. 31, 1998 ... parents are Kevin and Kristy Hunt ... two sisters: Karoline and Emma.



**JUSTIN JEFFERY**  
**15**

**6-1; 170; Fr.; WR**  
**Richmond Hill, Ga.**  
**Richmond Hill H.S.**

**At Charlotte:** Signed with the 49ers in December 2017 as part of the 49ers seventh recruiting class.

**At Richmond Hill High:** A three-star recruit (247Sports) ... had 10-plus collegiate offers, including FAU, Cincinnati and Central Michigan ... saw time on varsity all four years with standout seasons in 2016 and 2017 ... Wildcats went 7-3 in his senior season under head coach Matt LeZotte ... had 27 catches for 341 yards and one touchdown ... averaged 12.6 yards per catch and 34.1 yards per game ... Wildcats advanced to the AAAAAA GHSA State playoffs ... reached GHSA state playoffs as a junior as well, with a 6-4 record ... 22 receptions for 300 yards and four TDs ... averaged 13.6 yards per catch and 30.0 yards per game.

**Personal:** Born Nov. 24, 1998 ... father is John Jeffery ... two siblings: Alex Cable and Ashleah Jeffery ... business major.



**LUKE MARTIN**  
**17**

**6-1; 225; So.; LB**  
**Cumming, Ga.**  
**Dawson County Georgia Military**

**At Charlotte:** Joined the 49ers in the summer 2018.

**At Georgia Military College:** Played linebacker.

**At Dawson County School:** Four-year letterwinner ... first team all-state linebacker ... 7-AAA Defensive Player of the Year ... broke school record for tackles with 185 ... named team MVP for head coach Sid Maxwell ... first team all-Region as a sophomore and junior, as well ... led Tigers (9-4) to school's first-ever region championship as a junior ... reached quarterfinals for first time ... also advanced to state playoffs as a senior.

**Personal:** Born Oct. 13, 1998 ... parents are Kristy and Casey Martin ... has a sister, Caroline and brother, Case ... mechanical engineering major ... enjoys hunting and fishing.



**MATT MARTINEZ**  
**23**

**6-2; 180; Fr.; DB**  
**Mooreville, N.C.**  
**Mooreville Senior**

**At Charlotte:** Signed with the 49ers in December 2017 as part of the 49ers seventh recruiting class.

**At Mooreville Senior High:** A two-time North Piedmont 3A/4A all-conference selection (Charlotte Observer) ... named all-county ... team captain for head coach Marty Paxton ... averaged 7.3 tackles with two interceptions and 4 pass breakups as a senior ... led Blue Devils to conference title ... three-year varsity player ... had 6.0 tackles with 1 INT as a junior ... helped Blue Devils to an 8-4 record as a junior ... North Piedmont runner-up with a 6-1 conference record ... advanced to a 4AA state playoffs ... 4 career interceptions.

**Personal:** Born Jan. 4, 2000 ... parents are Sylvia and Evelio Martinez ... has a sister, Emily and a brother, Jason ... business major ... enjoys video games.



**KESHAUN MCGAUGH**  
**28**

**6-1; 185; Jr.; RB**  
**Wichita, Kans.**  
**Wichita Northwest Butler C.C.**

**At Charlotte:** Signed with the 49ers in the summer 2018.


**At Butler C.C.:** Rushed 40 times for 150 yards in six games played ... had two touchdowns ... had a long run of 20 yards.

**At Wichita Northwest:** Ran for 371 yards in 2013 for the Grizzlies ... averaged 5.5 yards per carry ... rushed for two TDs ... also ran track.



**#GOLDSTANDARD**
**#ROCKSOLID**
**#GOLDSTANDARD**
**#ROCKSOLID**

**Personal:** Born April 12, 1997 ... father is Dennis McGaugh ... siblings are Mikala Pete, Shakala Pete and John Brazil ... philosophy major.



**LANCE  
MCMILLAN**

**18**

**6-0; 160; Fr.; DB  
Greensboro, N.C.  
Grimsley**

**At Charlotte:** Joined the 49ers in the summer of 2018.

**At Grimsley High:** Metro 4A all-conference selection as a senior for head coach Darryl Brown ... also all-area ... earned team's Coach's Award ... honorable mention all-conference as a junior ... Whirlies' team MVP defensive back ... ran track ... member of state runner-up 4x400 relay team as a junior and senior ... two-time all-state, all-county and all-conference runner in indoor and outdoor track.

**Personal:** Born Aug. 1, 2000 ... parents are Michael and Keisha McMillan ... has one sister: Kendall McMillan ... enjoys reading and listening to music ... kinesiology major ... father was a starting defensive back at NC A&T.



**JACK  
MITCHELL**

**66**

**6-3; 285; Fr.; OL  
Charlotte, N.C.  
Charlotte Christian**

**At Charlotte:** Joined the 49ers in the summer of 2018.

**At Charlotte Christian School:** Two-time state champs ... Knights won both the CISAA Conference and state title in 2017 under head coach Jason Estep ... reached state title game three times in four years ... won state title as a freshman (10-1) and senior (10-1) ; runner-up as a junior (10-2) ... conference champs as a sophomore ... named all-state as both a freshman and senior ... all-conference both years.

**Personal:** Born Jan. 7, 2000 ... parents are Christine and Jeff Mitchell ... has one sister: Gracie ... enjoys working out and video games ... business major ... father, Jeff, played in the NFL nine years with the Baltimore Ravens and Carolina Panthers ... uncle, Clint Mitchell, played for the Kansas City Chiefs ... both played collegiately at Florida.



**DILLON  
OVERHOLT**

**46**

**6-2; 188; Fr.; LB  
Tryon, N.C.  
Polk County**

**At Charlotte:** Joined the 49ers in the summer of 2018.

**At Polk County High:** Two-time all-Western North Carolina ... two-time all Western Highlands Conference ... WHC Athlete of the Year ... played S, QB and WR as a senior for head coach Bruce Ollis ... all-Western North Carolina defensive back as a senior ... recorded 88 tackles with two INT ... started nine games at quarterback before shifting to wide receiver ...

was Wolverines' second-leading rusher with 805 yards and seven touchdowns ... passed for 629 yards and 11 touchdowns, caught 13 passes for 229 yards and three touchdowns ... had a punt return for a score ... member of the Wolverines' 1A State Track and Field Championship team ... an all-state and all-conference academic selection.

**Personal:** Born Jan. 18, 2000 ... parents are Pat and Valerie Overholt ... has three sisters: Mariah, Olivia and Sophia ... enjoys watching documentaries and fishing ... business major.



**CALEB  
PARKER**


**26**

**6-0; 188; Fr.; RB  
Smyrna, Ga.  
Eugene Ashley (N.C.)**

**At Charlotte:** Joined the 49ers in the summer 2018.

**At Eugene Ashley:** Attended Eugene Ashley High in Wilmington N.C. ... three-year letterwinner for the Screamin' Eagles ... team captain as a junior and senior for head coach Jeff Turner ... spent one year at prep school.

**Personal:** Born May 7, 1999 ... parents are Chris and Kim Parker ... has one sibling: Samaria ... enjoys painting and music ... his father, Chris, played at Marshall and with the Jacksonville Jaguars.



**JONNIE  
PITMAN**


**29**

**5-11; 175; Fr.; DB  
Temple Hills, Md.  
Potomac H.S.**

**At Charlotte:** Signed with the 49ers in December 2017 as part of the 49ers seventh recruiting class.

**At Potomac High:** A two-star recruit (247Sports) ... had over 15 collegiate offers, including Army and Navy ... 2017 Maryland Crab Bowl participant ... two-time all-3A conference defensive back ... averaged 2.3 tackles with 3 interceptions, 1 fumble recovery, 6 passes deflected and a blocked field goal for coach Ronnie Crump ... played on varsity all four years ... career stats: 61 tackles, 5 interceptions, 2 fumble recoveries, 21 passes deflected ... team captain as a junior and senior ... Wolverines reached Maryland 3A state playoffs all four years with back-to-back state semifinal trips in his sophomore and junior seasons ... had 25 tackles and 8 passes deflected as a junior with one interception returned for a touchdown and one fumble recovery ... went 7-4, winning 7 of 8 to reach the semifinals ... Wolverines went 10-3 to reach state semifinals in his sophomore season ... 10-2 as a freshman, reaching the 3A Regional finals.


**Personal:** Born Sept. 30, 2000 ... parents are Jonnie and Stephanie Pitman ... Biology major.

**#GOLDSTANDARD**
**#ROCKSOLID**
**#GOLDSTANDARD**
**#ROCKSOLID**

**BRADY  
POPE**
**12**
**6-3; 182; Fr.; QB**  
*Statesville, N.C.*  
*South Iredell H.S.*

**At Charlotte:** Signed with the 49ers in December 2017 as part of the 49ers seventh recruiting class.

**At South Iredell H.S.:** A two-star recruit (247Sports) ... Iredell County all-time leading passer .... threw for over 10,000 (10,624) yards with 112 passing touchdowns ... both numbers rank in NCHSAA all-time Top 10 ... South Iredell and North Piedmont Conference records for passing yards, passing TDs and completion pct. ... four-year varsity player and three-year starter ... three-time all-North Piedmont Conference ... led Vikings to an 11-3 record as a senior with 4,052 passing yards, 43 touchdowns and a .645 completion pct. ... added 315 rushing yards and six TDs ... North Piedmont 3A Conference Champions ... first team all-conference QB was named the Conference Offensive Player of the Year ... head coach Scott Miller led Vikings to 3AA state quarterfinals ... threw for 3,624 yards as a junior with 40 touchdown passes and a .672 completion pct ... all-North Piedmont Conference ... 9-4 Vikings reached second round of the 3AA state playoffs ... 2,425 passing yards and 25 TDs as a sophomore with a .624 completion pct ... all-North Piedmont Conference .... added 523 passing yards and four TDs as a freshman ... had a career QBR of 115.1 and a .641 completion pct. ... North Carolina Scholar-Athlete.

**Personal:** Born July 19, 2000 ... parents are Robbie and Tammy Pope ... brother, Brett ... physical education major ... father, Robbie, played baseball at Catawba College and brother, Brett, played baseball at Western Carolina and with the Pittsburgh Pirates organization.



**DEJAN  
RASUO**
**69**
**6-6; 280; Fr.; OL**  
*Greensboro, N.C.*  
*Ragsdale*

**Pronounced Day-yan Rah-SUE-oh**

**At Charlotte:** Joined the 49ers in the summer 2018.

**At Ragsdale High:** Second team all-Area as a senior ... named Metro 4A all-conference ... team captain as a senior for head coach Johnny Lee Boykin ... won team's Leadership Award ... Ragsdale finished second in Metro 4A with a 7-5 record ... also wrestled for the Tigers.

**Personal:** Born May 16, 2000 ... parents are Goran and Marijana Rasuo ... has a sister, Teodora ... family is from Serbia and he is the first generation from the U.S. ... first in family to play any sport other than soccer ... electrical engineering major ... enjoys working on cars, hunting and fishing.


**DYLAN  
RATLIFF**
**10**
**6-0; 165; Fr.; QB**  
*Harrisburg, N.C.*  
*Hickory Ridge*

**At Charlotte:** Joined the 49ers in the summer 2018.

**At Hickory Ridge High:** an all-Southwestern 4A Conference selection ... led Bulls to an 11-3 record as a senior ... threw for 3,042 passing yards and ran for another 1000-plus.

**Personal:** Born Jan. 19, 2000 ... Mother is Jenni Ratliff ... father, Phil, was on the 49ers original coaching staff before passing away in 2015 ... Phil was an all-America at Marshall University ... sister, Haley, also attends UNC Charlotte ... looking to major in business management.


**TYLER  
RINGWOOD**
**81**
**6-3; 221; R-So.; WR**  
*Buffalo, N.Y.*  
*Bishop-Timon-St. Jude*  
*Erie C.C./Buffalo*

**At Charlotte:** Signed with the 49ers in February 2018 as part of the 49ers seventh recruiting class.

**At Bishop-Timon-St. Jude High:** three-year letterwinner at Bishop Timon-St. Jude ... First team all-Catholic and Honorable Mention all-Western New York as a senior in 2015 as Tigers went 8-4 and advanced in the post-season playoffs under coach Charlie Comeford ... enjoyed a 9-4 season as a junior, reaching third round of the playoffs ... also played DE and OLB..

**At Erie C.C.:** Leading receiver at Erie CC ... had 45 catches for 696 yards (77.3/gm; 15.5/rec.) ... scored 8 touchdowns ... posted three 100-yard receiving games ... had 172 yards with three TDs vs. College of DuPage ... also had games with 121 and 100 receiving yards ... served a red-shirt season as a freshman at Buffalo in 2016

**Personal:** Feb. 18, 1998 ... parents are Monica and Samuel Ringwood ... has three siblings: Jordan Ringwood, Britany Watson and Brandon Ringwood ... business major ... enjoys hunting, fishing and playing the piano.


**MOSS  
SACCOMANNO**
**86**
**6-4; 235; So.; TE**  
*Smiths, Ala.*  
*Smiths Station H.S.*  
*Dodge City C.C.*

**Pronounced Sock-Oh-Mahn-Oh**

**At Charlotte:** Signed with the 49ers in December 2017 as part of the 49ers seventh recruiting class.

**At Smiths Station High:** Four-year letterwinner at Smiths Station ... went 6-4 as a senior at Smiths Station for head coach Jason Dukes in 2015 ... Panthers were 5-5 in his junior year ... three-year letterwinner in track and field ... started eight games as Tight End at Alabama Prep of Birming-



**#GOLDSTANDARD**
**#ROCKSOLID**
**#GOLDSTANDARD**
**#ROCKSOLID**

ham in 2016.

**At Dodge City C.C.:** Spent 2017 season with the Conquistadors at Dodge City Community College under coach Gary Thomas ... started 11 games ... received offers from Southern Miss, Kansas and Bowling Green.

**Personal:** Born May 2, 1997 ... parents are Brian and Jimmie Simmons ... one sibling, Romi ... exercise science major ... enjoys going to the movies.



**EVAN  
SHIRREFFS**

**16** | 6-5; 210; Gr.; QB  
Jefferson, Ga.  
Jefferson H.S.  
Miami

**At Charlotte:** Signed with the 49ers in the spring 2018 semester as a transfer from Miami ... part of the 49ers seventh recruiting class ... joined the team in first summer session 2018 ... immediately eligible as a graduate transfer with two years of eligibility.

**At Jefferson High:** A three-star prospect (247Sports.com) out of high school ... named MVP of the Georgia vs. Florida All-Star Game ... threw for over 2,000 yards with 39 touchdowns and four interceptions as a senior ... participated in the ESPN Elite 11 competition.

**At Miami:** Spent three years at Miami ... served as the Hurricanes' back-up quarterback in 2017, playing in three games ... connected on 1-of-2 passes for 16 yards in the season-opener against Bethune-Cookman ... was 1-of-3 passing at North Carolina and 0-for-2 at Pittsburgh ... did not see game action in 2016 ... served a redshirt season as a true freshman in 2015.

**Personal:** His older brother, Bryant, is a quarterback at UConn ... business major ... finished high school with a 4.0 grade point average, a 32 ACT score ... Class Valedictorian.



**TERRICK  
SMALLS JR.**

**31** | 5-9; 199; Fr.; RB  
Pooler, Ga.  
Benedictine Military H.S.

**At Charlotte:** Signed with the 49ers in December 2017 as part of the 49ers seventh recruiting class.

**At Benedictine Military High:** A three-star recruit (ESPN, Scout, 247Sports) ... 2014 (13-2) and 2016 (15-0) AA GHSA State Champs ... four-year varsity player; two-year starter for the four-time Region 2-AA Champs ... owns a 4.57 40 ... had 1,687 career rushing yards with 27 rushing touchdowns ... had 821 rushing yards (74.6/game) and 10 TDs as a senior to lead Cadets to a 12-1 record, including a 7-0 Region 2-AA Championship under coach Danny Britt ... Reached third round of AA GHSA state playoffs ... 729 rushing yards and 15 TDs as a junior ... Cadets posted best record in school history in 2016 with a perfect 15-0 record and a state and Region 2-AA title.

**Personal:** Born March 14, 2000 ... parents are Jene and Terrick Smalls ... has a sister, Jayden and a brother, Jordan ... hoping to major in computer engineering ... first in his family to play sports in college.



**TREY  
SMELCER**

**48** | 6-7; 240; Fr.; P  
Rocky Mount, N.C.  
Rocky Mount Academy

**At Charlotte:** Joined the 49ers in the summer 2018.

**At Rocky Mount Academy:** Three-time all-Carolina Independent Conference kicker/punter for head coach Terrell Hudgins ... all-state receiver ... holds school record for longest field goal in school history (49 yards) ... Eagles won state titles in his freshman and senior seasons with unbeaten 12-0 records ... reached state semifinals as a junior ... Eagles posted a 43-6 record in his four-year career ... also a three-time all-conference basketball player ... three-time team MVP in basketball ... three-time all-state tennis player who was named all-conference all four years ... team captain in all three sports ... named Eagles' Athlete of the Year in 2018.

**Personal:** Born Feb. 22, 2000 ... uncle Kelvin Bryan, was a running back who won a Super Bowl with the Washington Redskins ... communications major.



**DOMINIC  
TAYLOR**

**75** | 6-3; 287; Jr.; OL  
Snellville, Ga.  
Shiloh H.S.  
Hutchinson C.C.

**At Charlotte:** Signed with the 49ers in December 2017 as part of the 49ers seventh recruiting class.

**At Shiloh High:** starred on the O-Line and D-Line for Ryan Andrews-coached Shiloh Generals ... three-year varsity player ... started 28 games ... named Shiloh Male Athlete of the Year as a senior ... graduated with honors ... recipient Kevin Maloof Leadership Award.

**At Hutchinson C.C.:** 2017 KJCCC Honorable Mention all-conference center ... team captain as a sophomore for the Blue Dragons ... helped Hutchinson C.C. to a 7-5 record as a sophomore ... started 15 games at tackle and six at center for Hutchinson ...

**Personal:** Born Sept. 19, 1997 ... parents are Chris and Eugene Taylor ... has a brother, Ben ... business major ... enjoys music, cooking and Fortnite ... brother is a swimmer at Queens University (Charlotte).



**JONATHAN  
TIMMONS**

**76** | 6-3; 345; R-So.; OL  
Memphis, Tenn.  
Southwind  
Coffeyville C.C./Memphis

**At Charlotte:** Signed with the 49ers in December 2017 as part of the 49ers seventh recruiting class.

**At Southwind High:** Rated as a three-star recruit by 247Sports and two-star by Rivals out of Southwind High ... three-year varsity player led Jag-

**#GOLDSTANDARD**
**#ROCKSOLID**
**#GOLDSTANDARD**
**#ROCKSOLID**

uars to an 8-3 record and a 5A Region 8 runner-up finish as a senior in 2015 ... Jaguars reached the Division I Class 5A state playoffs under head coach Rahnmann Slocum in 2015.

**At Coffeyville C.C.:** 2017 KJCCC Second Team all-conference tackle for the Red Ravens ... served a red-shirt season at Memphis in 2016 ... selected to play for the 2016 US Under 19 National Team.

**Personal:** Born Feb. 9, 1998 ... parents are Will and Wanda Timmons ... has a brother, Brandon ... father played football at Oklahoma State and his broter played at Troy ... enjoys playing pick up basketball computer science major.



**B.J.  
TURNER**

**59**

**6-1; 208; Fr.; LB  
Greensboro, N.C.  
Page**

**At Charlotte:** Signed with the 49ers in February 2018 as part of the 49ers seventh recruiting class.

**At Page High:** Metro 4A Conference Defensive Player of the Year ... led Page to third round of the state 4AA playoffs ... led Metro 4A with 127 tackles and 27.5 TFL ... added 5.5 sacks, 1 INT; 2 FF; 1 FR ... Pirates went 11-2 and 4-0 as Metro 4A champs under head coach Jared Rolfes ... reached 4AA state championships as a sophomore and junior ... three-time conference champs ... first team all-Area as a senior ... Honorable Mention all-Area as a junior ... three-year varsity player.

**Personal:** Born August 7, 2000 ... parents are Barry and Latonya Turner ... has four siblings: Kyra, Jasmine, Toya and Whitney ... full name is Barry Turner Jr. ... mathematics major.



**BRYAN  
WALLACE**

**60**

**6-5; 260; Fr.; DL  
Berryville, Va.  
Clarke County H.S.**

**At Charlotte:** Signed with the 49ers in December 2017 as part of the 49ers seventh recruiting class.

**At Clarke County H.S.:** Four-year varsity standout for three-time Region Champs and 2015 2A VHSL State runner-up ... three-time First Team 2A all-State defensive end ... 2017 first team 2A all-State Offensive Lineman ... two-time second team all-state offensive lineman (2015, 2016) ... two-time Winchester Star Athlete of the Year (2015, 2016) and Winchester Star Defensive Player of the Year (2016, 2017) ... four-time First team all-Bull Run District Defensive End and three-time First team all-Bull Run District Offensive Lineman ... Eagles' Golden Helmet Award winner (Team MVP) in 2016 and 2017 ... Clarke County's leading tackler in 2017 and all-time sack leader with 45.5 sacks ... helped Eagles to 2A VHSL State playoffs in each of his four years ... Eagles went 10-3 under head coach Chris Parker to reach the 2017 2A state playoffs second round (area-best 132 tackles; 15.5 sacks) ... In 2016, Eagles went 10-3 and were Bull Run District co-champs with a 5-1 mark ... reached 2A state quarterfinals ... posted a 12-2 record his sophomore season, winning the 2A Conference 35 Region title with a 4-0 record ... defense allowed just six points in first three playoff games to reach the 2A VHSL State title game ... Region co-

champs (4-0) as a freshman with an 11-2 record ... Named Winchester Star Wrestler of the Year ... four-time 2A state wrestling champ: 2014-15, 182; 2015-16, 195; 2016-17, 220; 2017-18, 285 ... enjoyed a 52-1 record (38 pins) as a senior ... ended career with a VHSL record 221 wins

**Personal:** Born Feb. 21, 2000 ... mother is Jen Wallace ... has three brothers Rob, Will and Ben and one sister, Elizabeth.



**MARKEES  
WATTS**

**40**

**6-2; 215; Fr.; LB  
Gaston, S.C.  
Dutch Fork H.S.**

**At Charlotte:** Signed with the 49ers in December 2017 as part of the 49ers seventh recruiting class.

**At Dutch Fork High:** Also attended Lancaster High ... Two-star recruit (247Sports) ... two-time Region III Defensive Player of the Year after winning award as a sophomore and junior ... amassed a total of 42 Tackles for Loss (TFL) and 27 sacks in sophomore and junior seasons ... Tri-Country Coaches Association Defensive Player of the Year in 2016 ... first team all-Area ... season-ending injury on opening kickoff of 2017 season ... led Bruins to a 6-5 record as a junior to reach the Class AAAA SCHSL state playoffs ... 2016 Region III (AAAA) Defensive Player of the Year ... had 95 tackles, 20 TFL and 19 sacks ... one forced fumble for a scoop and score ... 14 QB hurries, 7 passes knocked down ... 2 blocked kicks (punt; PAT) ... 8-3 as a sophomore ... Region III runner-up ... 2015 Region III (AAA) Defensive Player of the Year ... 8-4 as a freshman ... reached Class AAA SCHSL State playoffs first two seasons.

**Personal:** Born Dec. 7, 1999 ... parents are Nikki Kennedy and James Cecil Watts ... to major in Engineering Technology.



**GAGE  
WELBORN**


**72**

**6-5; 265; Fr.; OL  
Stanley, N.C.  
East Lincoln**

**At Charlotte:** Joined the 49ers in the summer 2018.

**At East Lincoln High:** Undeclared 2AA State Champions (14-0) ... all-conference selection for head coach David Lubowitz ... named Offensive Lineman of the Year ... three-year starter for the Mustangs ... second team all-conference as a junior ... state champion as a freshman.

**Personal:** Born April 22, 2000 ... parents are Misty and Murdock Welborn ... criminal justice major interested in a career in the FBI.



**DAMON  
WELDON**

**97**

**6-5; 235; Fr.; DE  
Roanoke, Va.  
William Fleming H.S.  
Fork Union Military Acad.**



**#GOLDSTANDARD**
**#ROCKSOLID**
**#GOLDSTANDARD**
**#ROCKSOLID**

**At Charlotte:** Signed with the 49ers in December 2017 as part of the 49ers seventh recruiting class ... versatile athlete who has played defensive end, tight end and offensive line.

**At William Fleming High:** had 38 tackles with 4.5 sacks and 2.5 TFL at Fleming High for coach Bobby Martin ... 2016 First Team all-Conference 24 ... played in the VHSL All Star Game.

**At Fork Union Military Academy:** attended Fork Union Military Academy in 2017 ... had 22 tackles (9 solo), 12 sacks, nine QB hurries and two blocked passes for coach John Shuman.

**Personal:** Born July 6, 1999 ... parents are Damon Weldon Jr and Keely Weldon ... environmental studies major.



**EMMANUEL  
WHITE**

**93**

**6-7; 235; R-Fr.; DE  
Huntersville, N.C.  
Victory Christian H.S.  
Georgia Prep Sports Acad.**

**At Charlotte:** Signed with the 49ers in December 2017 as part of the 49ers seventh recruiting class.

**At Victory Christian High:** played locally at Victory Christian ... Honor roll student as a junior and senior at Victory Christian.

**At Georgia Prep Sports Academy (Decatur, Ga.):** Spent 2017 season at Georgia Prep Sports Academy ... had 39 tackles with 19 sacks in nine games at Georgia Prep ... added 19 tackles for loss ... four forced fumbles and three fumble recoveries and one blocked kick ... two-sport athlete played both football and basketball ...

**Personal:** Born April 19, 1997 ... enjoys movies and basketball ... originally from Africa.



**DALTON  
WIDNER**

**79**

**6-4; 280; Fr.; OL  
Knoxville, Tenn.  
Gibbs H.S.**

**Pronounced WIDE-ner**

**At Charlotte:** Signed with the 49ers in December 2017 as part of the 49ers seventh recruiting class.

**At Gibbs High:** Two-star recruit ( 247Sports) ... three-time all-Region 2-5A ... selected for the Toyota East-West All-Star Classic ... team captain as a senior ... played both O-Line and D-Line during his career ... four-year varsity player ... Eagles went 5-5 in his senior season under head coach Brad Conley ... 8-4 as a junior ... reach second round of the Div. I Class 5A playoffs ... 3.5 GPA in NCAA required courses.


**Personal:** Born Nov. 19, 1999 ... parents are Tracy and Charlene Widner ... majoring in Motorsports Engineering.


**CHRIS  
WIGGINS**
**83**
**6-1; 184; Fr.; WR  
Greensboro, N.C.  
Grimsley**

**At Charlotte:** Signed with the 49ers in December 2017 as part of the 49ers seventh recruiting class.

**At Grimsley High:** Two-star recruit ( 247Sports) for head coach Darryl Brown ... two-time Metro 4A all-Conference (2016, 2017) ... won Whirlies' Bob Jamieson Team MVP Award as a senior ... Whirlies' Offensive Player of the Year as a junior ... Greensboro News & Record all-Area in 2017 ... Honorable Mention all-Area in 2016 ... had 47 catches for 567 receiving yards (63.0/game) with five touchdowns as a senior ... added 10.5 tackles, 1 TFL, 4 PBU and 1 INT ... had 426 receiving yards as a junior with three TDs ... career totals of 74 catches, 993 receiving yards and 11 TDs.

**Personal:** Full name is Clifton Christopher Wiggins IV ... born Jan. 25, 2000 ... parents are Ebony Norworthy and Clifton C. Wiggins III ... has two sisters, Yani Wiggins and Briana Hill ... business major ... likes to play Fortnite.





## 2017 IN REVIEW





# 2017 Season In Review



Charlotte completed its third season at the FBS level and fifth season overall with a record of 1-11; 1-7 in Conference USA.

Charlotte's lone win was the program's first C-USA home victory, 25-24 in overtime vs. UAB on Homecoming Weekend. Charlotte lost three other games by six points or less, including a one-point 30-29 loss at FIU and a 6-0 defeat at Old Dominion.

The 49ers had seven players named Honorable Mention all-Conference USA: seniors **Eugene German**, **Arthur Hart** and **Chris Montgomery**, juniors **Nate Davis** and **Juwan Foggie** and sophomores **Ben DeLuca** and **Jeff Gemmell**.

**Hart** became the program's all-time leading punter and led Conference USA with a school-record 22 punts of 50 or more yards. His school-record 43.5 punting average ranked 4th in C-USA. **Montgomery**, the 49ers all-time leading kick returner (2,147 career yds), ranked second in C-USA with a 21.7 kick return average. He had six returns of 30+ yards including a career-best 65 yard return at Southern Miss.

**German** and **Davis** anchored the 49ers offensive line and started every game for the 49ers in 2017. The 49ers ranked 8th in C-USA with a 166.2 rushing average, produced the program's FBS record with 349 rushing yards at FIU and had six individual 100-yard rushing performances.

LB **Gemmell** led the 49ers with 106 tackles (8.8/gm) and had a school-record six games with double-digit tackles. So. DB **DeLuca**, a 2016 C-USA all-Freshman selection, had 102 tackles (9.3/gm) and ranked first in the NCAA with five forced fumbles. LB **Foggie**, a converted WR, had 74 tackles, 5.5 TFL, 5 PBU and 4 QBh and was one of two 49ers to record both an interception and a fumble recovery.

**German** was named first team all-C-USA by Pro Football Focus (PFF) and Phil Steele publications. **Foggie** was named second team all-C-USA by Pro Football Focus.

LB **Tyriq Harris** was named to the C-USA all-Academic Team.

## CHARLOTTE 49ER NOTES:

### RUSHING ATTACK:

Three different rushers rushed for over 100 yards in a game. Four different rushers (**Klugh**, **LeMay**, **McAllister** and **Brooks Barden**) had a run of 50 or more yards.

So. RB **Benny LeMay** ranked 9th in C-USA with a 66.5 rushing avg.; 9th with a 65.7 avg. in C-USA games only.

His 732 yards this season are 4th-most in school history and third-most at the FBS level.

**LeMay** (178 @ FIU; 158 vs. NC A&T) joins **Kalif Phillips** as the only rushers with two games of 150+ in a season. R-Jr. QB **Hasaan Klugh** (140 vs. UAB; 107 @ FIU; 101 @ EMU) led the 49ers with nine rushing TDs and three 100-yard outings.

Charlotte had four 100-yard outings in C-USA play: 2 at FIU (**LeMay**, 178; **Klugh**, 107), 1 at WKU (**McAllister**, 157) and 1 vs. UAB (**Klugh**, 140).

**YOUNG DEFENSE MAKES ITS MARK** Eleven defensive players made their first career start in 2017 ... eight of the 49ers starters in their final two games (at USM; vs. FAU) made their first career start in 2017 ... Charlotte will have 11 returning starters on the defensive side of the ball (given that **Anthony Butler** (6 starts) started the last 5 games in place of senior **Karrington King**, who was injured for the season after starting the first seven) ... Eleven freshmen or sophomores saw time in the starting lineup ... half of the 49ers defensive starts (66) went to freshmen or sophomores and only 12 of 132 starts went to seniors ... with injuries to **Karrington King** and **Anthony Covington**, LB **Markevis Davis** (Senior Day start vs. FAU) was the only senior to make a start in the

## BY THE NUMBERS:

**1** DB **Ben DeLuca's** NCAA rank in fumbles forced (5; 0.45/gm)

**6** 100-yard rushing performances -- the most by the 49ers at FBS level

**7** 49ers named Honorable Mention all-C-USA

**22** C-USA leading; school-record punts of 50+ by **Arthur Hart**, this year

**106** Tackles for **Jeff Gemmell**, 2nd in single-season (**Nick Cook**, 108)

**2147** Career return yards for all-time kick returner **Chris Montgomery**.

## Charlotte 49ers 2017 Honors

### CONFERENCE USA AWARDS

#### C-USA COACHES

##### Honorable Mention:

Nate Davis, OL  
Ben DeLuca, DB  
Juwan Foggie, LB  
Jeff Gemmell, LB  
Eugene German, OL  
Arthur Hart, P  
Chris Montgomery, KR

#### PRO FOOTBALL FOCUS (PFF)

##### First Team:

Eugene German, OL

##### Second Team:

Juwan Foggie, LB

#### PHIL STEELE PUBLICATION

##### First Team

Eugene German, OL

#### C-USA ALL-ACADEMIC TEAM

Tyriq Harris, LB



## 2017 SCHEDULE (1-11; H: 1-5; A: 0-6; C-USA: 1-7; H: 1-3; A: 0-4)

### September

Fri. 1	at Eastern Michigan	ESPN3	Ypsilanti, Mich.	L, 7-24
Sat. 9	at Kansas State	FSN	Manhattan, Kans.	L, 7-55
Sat. 16	<b>NORTH CAROLINA A&amp;T</b>	<b>WCCB</b>	<b>Jerry Richardson Stadium</b>	<b>L, 31-35</b>
Sat. 23	<b>GEORGIA STATE</b>	<b>WCCB</b>	<b>Jerry Richardson Stadium</b>	<b>L, 0-28</b>
Sat. 30	at FIU*	beIN	Miami, Fla.	L, 29-30

### October

Sat. 7	<b>MARSHALL*</b>	<b>WCCB</b>	<b>Jerry Richardson Stadium</b>	<b>L, 3-14</b>
Sat. 14	at WKU*	FloSports.TV	Bowling Green, Ky.	L, 14-45
Sat. 21	<b>UAB*</b>	beIN	<b>Jerry Richardson Stadium</b>	<b>W, 25-24 ot</b>
Sat. 28	BYE			

### November

Sat. 4	at Old Dominion*	ESPN3	Norfolk, Va.	L, 0-6
Sat. 11	<b>MIDDLE TENNESSEE*</b>	<b>ESPN3</b>	<b>Jerry Richardson Stadium</b>	<b>L, 21-35</b>
Sat. 18	at Southern Miss*		Hattiesburg, Miss.	L, 21-66
Sat. 25	<b>FLORIDA ATLANTIC*</b>	<b>Stad FB</b>	<b>Jerry Richardson Stadium</b>	<b>L, 12-31</b>

all games on Charlotte IMG Radio Network (Matt Swierad; Kevin Donnalley; Bobby Rosinski)

\* - Conference USA game

Home games in **BOLD CAPS**; All times Eastern

second half of league play ... Charlotte allowed 17 points or less in regulation in three C-USA games (14 vs. Marshall; 17 (in regulation of OT win) vs. UAB; 6 at ODU) ... Charlotte allowed 6 points in its loss at Old Dominion, a record for fewest points allowed to an FBS/C-USA opponent and the first game against an FBS/C-USA opponent that it did not allow a TD.

### DELUCA FOR THE DEFENSE:

Soph. DB **Ben DeLuca** ranked 2nd in the league with 10.9 tackles per game in C-USA play. He had 10 or more tackles in five games (all vs. C-USA foes), including four straight games (Mar, WKU, UAB, ODU). He was 2nd on the team with 102 tackles (4th in C-USA, 9.3/gm). His 102 tackles are 3rd-most in a single-season for the 49ers, 6 shy of Nick Cook's school record of 108 (2016). He had a 49ers' FBS record 17 tackles vs. Marshall, 16 in the season-finale vs. FAU and 10 at WKU, vs. UAB and at ODU. He became the 12th 49er to reach 100 career tackles, this year, and is now 4th all-time with 170 career tackles, 13 shy of #3 **Nick Cook** (183).

### DELUCA DELUXE:

Soph. DB **Ben DeLuca** recovered a fumble in consecutive games (at WKU; vs. UAB) to tie the school record and set a school mark when he forced two fumbles (and recovered one) in the season-finale vs. FAU. This season, he had a school-record 5 FF and 3 FR (T1st all-time). In his career, he ranks T1st all-time with 6 FF and 2nd all-time with 4 FR. He had a career-high 6 PBU and 10 in his career (6th all-time).

### KLUGH'S DOUBLE-DUTY

2016 Offensive MVP, rs-Jr. dual threat **QB Hasaan Klugh**, rushed for a team-best nine TDs (3rd, single-season) and passed for 10, accounting for 19 of the 21 TDs in games he played. He had three 100-yard rushing games (140 vs. UAB; 107 at FIU; 101 at EMU), passed for a high of three TDs vs. NC A&T and rushed for a high of three TDs at FIU. He was the 49ers second-leading rusher (532 yds; 48.4/gm) and passed for 1529 yds (139.0/gm). He passed for a career-high 258 yards vs. Middle Tennessee. Klugh is the 49ers first QB to have a 100-yard rushing game against an FBS foe. Klugh has passed for 2885 career yards in 22 games (18 starts) with 958 career rushing yards (3rd all-time). In the 49ers 25-24 OT win at UAB, he rushed for two touchdowns, passed for a third (season-long 68-yarder to **Trent Bostick**) and caught the game-winning two-point conversion pass from WR **Chris Montgomery**.

**LEMAY LEADS GROUND GAME** So. RB **Benny LeMay** is 9th in C-USA with a 66.5 rushing average that includes a career-high 178 yards outing at FIU. With 732 rushing yards, he is third all-time for the 49ers in an FBS season. He had a career-best run of 63 yards at FIU. The 178-yard effort is the season high for the 49ers. His

178 yards are the third-most against an FBS opponent. LeMay had a 158-yard game vs. NC A&T and has become the second 49er (Kalif Phillips) to rush for over 150 yards in two games in the same season. He has had rushing TDs in back-to-back games (Middle Tennessee, at Southern Miss).

### GEMMELL'S BREAKOUT SEASON

R-So. LB **Jeff Gemmell**, who made his first career start, this season, led the team with 106 tackles, 2nd-most in a single season by a 49er, and two shy of the school record. He has had 10+ tackles in each of the last five games, breaking the school record, and six overall (another school record). He averaged 11.8 tackles over those last five games (59 tackles). He ranks 5th in C-USA with 8.8 tackles/game and 6th in the league with 9.6 tackles in C-USA games only.

He led the 49ers with 7.5 TFL and tied for 3rd with 4 QBh. In his first career start in the season-opener at EMU, he led the 49ers with 14 tackles. At the time, those 14 tackles matched the 49ers single-game record vs. an FBS opponent (since broken by DB **Ben DeLuca** with 17 vs. FIU, 2017). Gemmell, who made the move from OLB to ILB, added 2.0 TFL and his first career sack in that first start.

### KLUGH LEADS HOMECOMING COMEBACK

Charlotte rallied from a 17-0 third quarter deficit to defeat UAB, 25-24 in OT on Homecoming. It was Charlotte's first home C-USA win and its biggest comeback vs. a C-USA opponent. QB **Hasaan Klugh** ran for two TDs and threw for a third. He rushed for all 25 yards for the 49ers OT score and caught the winning two-point conversion pass. He rushed for a career-high 140 yards in the game.

### TOP RUNNING ATTACK

Charlotte had three rushers with 50+ yards at FIU as Charlotte put up an FBS-best 349 yards. All three had double-digit carries and a run of at least 30 yards.

Rusher at FIU	Carries	Yards	Long
Benny LeMay	22	178	63
Hasaan Klugh	15	107	33
Aaron McAllister	12	64	30

### SPREADING THE WEALTH

QB **Hasaan Klugh** threw to 12 receivers and his 10 TD passes went to six different receivers (Bostick, 3; Ford II 2, B. LeMay 2; Kofa, Tyler, Quattlebaum). Five different players led the 49ers in receiving yards in a game. Against Marshall, Klugh had four passes of 15+ yards to four different receivers.



## #GOLDSTANDARD

R-Sr. WR **Trent Bostick** returned after taking a redshirt season in 2016. He started 32 games in his first three years, with 1,416 receiving yards and nine TDs. He scored the 49ers first TD of 2017 at EMU. He led the 49ers with a season-high 70 receiving yards in the win over UAB, including a career-best 68-yd TD catch. He completed his career second all-time with 1,773 receiving yards and 12 career receiving TDs.

## JUWAN MOVING OUT OF THE FOG:

Much was made of Juwan Foggie's conversion from WR to LB for the 2017 season. His numbers, which include a career-high 11 tackles vs. GSU, are as good as his story. A 2nd-team all-C-USA selection by ProFootball Focus (PFF), Foggie was third on the team with 74 tackles (24th in C-USA; 6.2/gm). At his request, he moved from WR to LB spring 2017 and took over a starting OLB slot, starting 11 of 12 games. He made his first career start at Eastern Michigan and recorded six tackles, 0.5 TFL, a PBU and 2 QBh while forcing and recovering a fumble. He was 4th on the team with 5.5 TFL, T2nd with 5 PBU, T3rd with 4 QBh, and added 1 FF, 1 FR and 1 INT.

He shares a school record with fumble recoveries in back-to-back games (at EMU, 2017 season opener; at UTSA, 2016 season finale) and was 2nd on the team with two takeaways (1 INT; 1 FR).

Foggie	Total	Team rank
Tackles	74	3rd on team; 24th, CUSA
TFL	5.5	4th
INT	1	T1st
PBU	5	T2nd
QBh	4	T3rd
FF	1	T2nd
FR	1	T2nd

**BROTHERLY LOVE:** The 49ers had four pairs of brothers on the team, including twin brothers **Darius and Denzel Irvin**. Also **Garrison and Zach Duncan**, **Jeff and Zach Gemmell** and **Uriah and Benny LeMay**.

## PLAYED AND STARTED

R-Sr. **TL Ford** and **Wolfgang Zacherl** played in all 47 games of their careers to establish a new school record. R-Sr. **Trent Bostick** started 42 career games moving to 3rd all-time ahead of **Austin Duke**, 41.



## #ROCKSOLID



## #GOLDSTANDARD

### ARTHUR HART: All-Time Leading Punter Single Game Punting averages:

- 1.) 48.6 Arthur Hart vs. FAU, 2017
- 2.) 48.0 Arthur Hart vs. EMU, 2016
- 3.) 47.4 Arthur Hart vs. FAU, 2015
- 4.) 47.2 Arthur Hart at EMU, 2017
- 5.) 44.7 Arthur Hart vs. GSU, 2017
- 6.) 44.3 Arthur Hart at USM, 2017
- 7.) 44.2 Arthur Hart vs. NC A&T, 2017

Sr. P **Arthur Hart** ranked fourth in C-USA with a school-record 43.5 punting average, led C-USA in punts of 50 or more yards (22) and had the 2nd-longest punt (74) in C-USA, this season ... **Hart** blasted a school-record 74-yard punt at EMU, breaking his own record of a 66-yard punt vs. FAU in 2015 ... **Hart** kicked the two longest punts in 49ers' history, this season (74 at EMU; 67 at KSU) .... **Hart** broke the school record with nine straight games with a punt of 50+ yards ... he had three 50+ punts in a game thrice (at EMU; vs. GSU, at USM) to establish a new school record ... **Hart's** 378 punting yards at EMU are the third-most in school history ... his 48.6 average in the season-finale is the best in school history ... **Hart** posted five of the 49ers top seven single-game punting averages in 2017



**CARTERSVILLE CONNECTION:** Three 49ers played high school together at Cartersville (Ga.) High: QB **Brooks Barden**, WR **TL Ford II** and WR **Mark Quattlebaum**.

## ROLLE'S ROLE

R-Jr. DB **Ed Rolle** shared the team-lead with three interceptions, last season. He started off 2017 in the same fashion, recording a pick in the season-opener at Eastern Michigan. His four career picks rank second all-time behind **Terrance Winchester** (10).

## GAME/SEASON RECORDS BROKEN/TIED:

### All-Time:

Aaron McAllister	89-yd rushing TD at WKU
Jeff Gemmell	6 gms double-digit tackles
Ben DeLuca	5 Forced Fumbles
Ben DeLuca	2 Forced Fumbles vs. FAU
Arthur Hart	74-yd punt at EMU
Arthur Hart	22 punts of 50+
Arthur Hart	9 str. gms with punt of 50+

### 49ers' FBS Records:

Ben DeLuca	17 tackles vs. Marshall
Team	6 pts (fewest) allowed at ODU
Team	349 rushing yards at FIU
Team	6 100-yd rush gm
Team	4 100-yd rush gm vs. C-USA
Team	5 (T) 100-yd rush gm vs. FBS

## MILESTONES REACHED

### SEASON

100 Tackles	Jeff Gemmell (106)
	Ben DeLuca (102)

### CAREER

1750 Rec. Yds	Trent Bostick (1773)
2500 Pass Yds	Hasaan Klugh (2885)
10 Touchdowns	Hasaan Klugh (17, ru)
	Trent Bostick (12, rec.)
	TL Ford (109, rec.)



### 2017 Charlotte Football

Charlotte Combined Team Statistics (as of Nov 27, 2017)

#### All games



Date	Opponent	Score	Att.
Sep 01, 2017	at Eastern Michigan	L 7-24	12823
Sep 09, 2017	at #19 Kansas State	L 7-55	50807
Sep 16, 2017	NORTH CAROLINA A&T	L 31-35	18651
Sep 23, 2017	GEORGIA STATE	L 0-28	11029
* Sep 30, 2017	at FIU	L 29-30	15348
* Oct 07, 2017	MARSHALL	L 3-14	10584
* Oct 14, 2017	at WKU	L 14-45	16754
* Oct 21, 2017	UAB	W 25-24	11889
* Nov 04, 2017	at Old Dominion	L 0-6	20118
* Nov 11, 2017	MIDDLE TENNESSEE	L 21-35	10937
* Nov 18, 2017	at Southern Miss	L 21-66	20189
* Nov 25, 2017	FLORIDA ATLANTIC	L 12-31	8330
* - Conference USA game			

Rushing	gp	att	gain	loss	net	avg	td	lg	avg/g
LEMAY, Benny	11	137	761	29	732	5.3	2	63	66.5
KLUGH, Hasaan	11	137	716	184	532	3.9	9	51	48.4
MCALLISTER, A.	12	90	497	39	458	5.1	2	89	38.2
WASHINGTON, R.	3	33	132	3	129	3.9	0	18	43.0
BARDEN, Brooks	4	6	92	0	92	15.3	0	77	23.0
MONTGOMERY, C.	12	10	35	3	32	3.2	0	8	2.7
DUNCAN, Kameron	2	8	18	0	18	2.2	0	4	9.0
MULLEN, Nate	12	2	8	0	8	4.0	0	4	0.7
KOFA, Workpeh	10	2	3	0	3	1.5	0	2	0.3
BOSTICK, Trent	12	1	3	0	3	3.0	0	3	0.2
Total	12	428	2265	270	1995	4.7	13	89	166.2
Opponents	12	517	2637	167	2470	4.8	26	80	205.8

Passing	gp	eff	comp-att-int	pct	yds	td	lg	avg/g
KLUGH, Hasaan	11	96.21	133-279-13	47.7	1529	10	68	139.0
BARDEN, Brooks	4	63.32	13-30-2	43.3	119	0	24	29.8
HART, Arthur	12	0.00	0-1-0	0.0	0	0	0	0.0
MONTGOMERY, C.	12	-200.00	0-1-1	0.0	0	0	0	0.0
THOMPSON, Joe	1	0.00	0-1-0	0.0	0	0	0	0.0
Total	12	91.48	146-312-16	46.8	1648	10	68	137.3
Opponents	12	152.07	255-369-2	69.1	2985	18	67	248.8

Receiving	gp	no.	yds	avg	td	lg	avg/g
QUATTLEBAUM, M.	12	31	343	11.1	1	52	28.6
KOFA, Workpeh	10	25	343	13.7	1	44	34.3
BOSTICK, Trent	12	24	357	14.9	3	68	29.8
TYLER, R.J.	12	17	142	8.4	1	15	11.8
FORD II, T.L.	12	15	211	14.1	2	44	17.6
MULLEN, Nate	12	10	61	6.1	0	9	5.1
LEMAY, Benny	11	9	88	9.8	2	28	8.0
LEMAY, Uriah	12	5	71	14.2	0	20	5.9
MONTGOMERY, C.	12	4	1	0.2	0	3	0.1
PHILLIPS, Chris	12	3	28	9.3	0	16	2.3
WASHINGTON, R.	3	2	-3	-1.5	0	0	-1.0
MCALLISTER, A.	12	1	6	6.0	0	6	0.5
Total	12	146	1648	11.3	10	68	137.3
Opponents	12	255	2985	11.7	18	67	248.8

Field Goals	fg	pct.	01-19	20-29	30-39	40-49	50-99	lg	blk
MACAULEY, Nigel	3-10	30.0	0-0	2-2	1-3	0-3	0-2	30	1
VANSICKLE, J.	1-2	50.0	0-0	0-0	1-2	0-0	0-0	39	1
CORBETT, Kyle	0-1	0.0	0-0	0-0	0-0	0-1	0-0	0	0

Scoring	td	fg	kick	rush	rcv	pass	dxp	saf	pts
KLUGH, Hasaan	9	-	-	-	1	1-1	-	-	56
LEMAY, Benny	4	-	-	-	-	-	-	-	24
BOSTICK, Trent	3	-	-	-	-	-	-	-	18
MACAULEY, Nigel	-	3-10	7-8	-	-	-	-	-	16
FORD II, T.L.	2	-	-	-	-	-	-	-	12
MCALLISTER, A.	2	-	-	-	-	-	-	-	12
VANSICKLE, J.	-	1-2	4-5	-	-	-	-	-	7
TYLER, R.J.	1	-	-	-	-	-	-	-	6
KOFA, Workpeh	1	-	-	-	-	-	-	-	6
QUATTLEBAUM, M.	1	-	-	-	-	-	-	-	6
CORBETT, Kyle	-	0-1	5-6	-	-	-	-	-	5
MONTGOMERY, C.	-	-	-	-	1	1-1	-	-	2
Total	23	4-13	16-19	0-1	2	2-3	-	-	170
Opponents	51	12-18	49-49	-	1	1-2	-	-	393

Score by Quarters	1st	2nd	3rd	4th	OT	Total
-------------------	-----	-----	-----	-----	----	-------

Record:	Overall	Home	Away	Neutral
All games	1-11	1-5	0-6	0-0
Conference	1-7	1-3	0-4	0-0
Non-Conference	0-4	0-2	0-2	0-0

Team Statistics	CHA	OPP
FIRST DOWNS	168	282
Rushing	85	132
Passing	70	134
Penalty	13	16
RUSHING YARDAGE	1995	2470
Rushing Attempts	428	517
Average Per Rush	4.7	4.8
Average Per Game	166.2	205.8
TDs Rushing	13	26
PASSING YARDAGE	1648	2985
Comp-Att-Int	146-312-16	255-369-2
Average Per Pass	5.3	8.1
Average Per Catch	11.3	11.7
Average Per Game	137.3	248.8
TDs Passing	10	18
TOTAL OFFENSE	3643	5455
Average Per Play	4.9	6.2
Average Per Game	303.6	454.6
KICK RETURNS: #Yards	43-994	23-441
PUNT RETURNS: #Yards	16-81	18-110
INT RETURNS: #Yards	2-0	16-338
FUMBLES-LOST	13-4	16-9
PENALTIES-Yards	78-771	60-500
PUNTS-AVG	85-43.5	57-37.6
TIME OF POSSESSION/Game	27:12	32:48
3RD-DOWN Conversions	45/173	71/163
4TH-DOWN Conversions	9/20	6/15

Interceptions	no.	yds	avg	td	lg
FOGGIE, Juwan	1	0	0.0	0	0
ROLLE, Ed	1	0	0.0	0	0

Punting	no.	yds	avg	lg	tb	fc	i20	50+	blk
HART, Arthur	85	3695	43.5	74	10	32	25	22	0

Punt Returns	no.	yds	avg	td	lg
MULLEN, Nate	16	81	5.1	0	18
Total	16	81	5.1	0	18
Opponents	18	110	6.1	0	33

Kick Returns	no.	yds	avg	td	lg
MONTGOMERY, C.	37	802	21.7	0	65
MCALLISTER, A.	4	142	35.5	0	66
MULLEN, Nate	2	50	25.0	0	34
GEMMELL, Jeff	0	0	0.0	0	0
Total	43	994	23.1	0	66
Opponents	23	441	19.2	0	30

All Purpose	g	rush	rcv	pr	kr	ir	total	avg/g
MONTGOMERY, C.	12	32	1	0	802	0	835	69.6
LEMAY, Benny	11	732	88	0	0	0	820	74.5
MCALLISTER, A.	12	458	6	0	142	0	606	50.5
KLUGH, Hasaan	11	532	0	0	0	0	532	48.4
BOSTICK, Trent	12	3	357	0	0	0	360	30.0
Total	12	1995	1648	81	994	0	4718	393.2
Opponents	12	2470	2985	110	441	338	6344	528.7

Total Offense	g	plays	rush	pass	total	avg/g
KLUGH, Hasaan	11	416	532	1529	2061	187.4
LEMAY, Benny	11	137	732	0	732	66.5
MCALLISTER, A.	12	90	458	0	458	38.2
BARDEN, Brooks	4	36	92	119	211	52.8
WASHINGTON, R.	3	33	129	0	129	43.0
Total	12	740	1995	1648	3643	303.6
Opponents	12	886	2470	2985	5455	454.6





2017 Charlotte Football  
Charlotte Overall Team Statistics (as of Nov 27, 2017)  
All games



Team Statistics	CHA	OPP
SCORING	170	393
Points Per Game	14.2	32.8
Points Off Turnovers	26	90
FIRST DOWNS	168	282
Rushing	85	132
Passing	70	134
Penalty	13	16
RUSHING YARDAGE	1995	2470
Yards gained rushing	2265	2637
Yards lost rushing	270	167
Rushing Attempts	428	517
Average Per Rush	4.7	4.8
Average Per Game	166.2	205.8
TDs Rushing	13	26
PASSING YARDAGE	1648	2985
Comp-Att-Int	146-312-16	255-369-2
Average Per Pass	5.3	8.1
Average Per Catch	11.3	11.7
Average Per Game	137.3	248.8
TDs Passing	10	18
TOTAL OFFENSE	3643	5455
Total Plays	740	886
Average Per Play	4.9	6.2
Average Per Game	303.6	454.6
KICK RETURNS: #-Yards	43-994	23-441
PUNT RETURNS: #-Yards	16-81	18-110
INT RETURNS: #-Yards	2-0	16-338
KICK RETURN AVERAGE	23.1	19.2
PUNT RETURN AVERAGE	5.1	6.1
INT RETURN AVERAGE	0.0	21.1
FUMBLES-LOST	13-4	16-9
PENALTIES-Yards	78-771	60-500
Average Per Game	64.2	41.7
PUNTS-Yards	85-3695	57-2144
Average Per Punt	43.5	37.6
Net punt average	39.8	34.1
KICKOFFS-Yards	37-2321	73-4519
Average Per Kick	62.7	61.9
Net kick average	42.7	38.7
TIME OF POSSESSION/Game	27:12	32:48
3RD-DOWN Conversions	45/173	71/163
3rd-Down Pct	26%	44%
4TH-DOWN Conversions	9/20	6/15
4th-Down Pct	45%	40%
SACKS BY-Yards	11-68	22-152
MISC YARDS	0	14
TOUCHDOWNS SCORED	23	51
FIELD GOALS-ATTEMPTS	4-13	12-18
ON-SIDE KICKS	0-1	0-0
RED-ZONE SCORES	(18-26) 69%	(43-48) 90%
RED-ZONE TOUCHDOWNS	(15-26) 58%	(33-48) 69%
PAT-ATTEMPTS	(16-19) 84%	(49-49) 100%
ATTENDANCE	71420	136039
Games/Avg Per Game	6/11903	6/22673
Neutral Site Games		0/0

Score by Quarters	1st	2nd	3rd	4th	OT	Total
Charlotte	47	37	40	38	8	170
Opponents	117	139	65	65	7	393

**#GOLDSTANDARD**
**#ROCKSOLID**
**#GOLDSTANDARD**
**#ROCKSOLID**


2017 Charlotte Football  
Charlotte Overall Individual Statistics (as of Nov 27, 2017)  
All games



Rushing	gp	att	gain	loss	net	avg	td	lg	avg/g
LEMAY, Benny	11	137	761	29	732	5.3	2	63	66.5
KLUGH, Hasaan	11	137	716	184	532	3.9	9	51	48.4
MCALLISTER, A.	12	90	497	39	458	5.1	2	89	38.2
WASHINGTON, R.	3	33	132	3	129	3.9	0	18	43.0
BARDEN, Brooks	4	6	92	0	92	15.3	0	77	23.0
MONTGOMERY, C.	12	10	35	3	32	3.2	0	8	2.7
DUNCAN, Kameron	2	8	18	0	18	2.2	0	4	9.0
MULLEN, Nate	12	2	8	0	8	4.0	0	4	0.7
KOFA, Workpeh	10	2	3	0	3	1.5	0	2	0.3
BOSTICK, Trent	12	1	3	0	3	3.0	0	3	0.2
THOMPSON, Joe	1	2	0	12	-12	-6.0	0	0	-12.0
Total	12	428	2265	270	1995	4.7	13	89	166.2
Opponents	12	517	2637	167	2470	4.8	26	80	205.8

Passing	gp	effic	comp-att-int	pct	yds	td	lg	avg/g
KLUGH, Hasaan	11	96.21	133-279-13	47.7	1529	10	68	139.0
BARDEN, Brooks	4	63.32	13-30-2	43.3	119	0	24	29.8
HART, Arthur	12	0.00	0-1-0	0.0	0	0	0	0.0
MONTGOMERY, C.	12	-200.00	0-1-1	0.0	0	0	0	0.0
THOMPSON, Joe	1	0.00	0-1-0	0.0	0	0	0	0.0
Total	12	91.48	146-312-16	46.8	1648	10	68	137.3
Opponents	12	152.07	255-369-2	69.1	2985	18	67	248.8

Receiving	gp	no.	yds	avg	td	lg	avg/g
QUATTLEBAUM, M.	12	31	343	11.1	1	52	28.6
KOFA, Workpeh	10	25	343	13.7	1	44	34.3
BOSTICK, Trent	12	24	357	14.9	3	68	29.8
TYLER, R.J.	12	17	142	8.4	1	15	11.8
FORD II, T.L.	12	15	211	14.1	2	44	17.6
MULLEN, Nate	12	10	61	6.1	0	9	5.1
LEMAY, Benny	11	9	88	9.8	2	28	8.0
LEMAY, Uriah	12	5	71	14.2	0	20	5.9
MONTGOMERY, C.	12	4	1	0.2	0	3	0.1
PHILLIPS, Chris	12	3	28	9.3	0	16	2.3
WASHINGTON, R.	3	2	-3	-1.5	0	0	-1.0
MCALLISTER, A.	12	1	6	6.0	0	6	0.5
Total	12	146	1648	11.3	10	68	137.3
Opponents	12	255	2985	11.7	18	67	248.8

Punt Returns	no.	yds	avg	td	lg
MULLEN, Nate	16	81	5.1	0	18
Total	16	81	5.1	0	18
Opponents	18	110	6.1	0	33

Interceptions	no.	yds	avg	td	lg
ROLLE, Ed	1	0	0.0	0	0
FOGGIE, Juwan	1	0	0.0	0	0
Total	2	0	0.0	0	0
Opponents	16	338	21.1	5	74

Kick Returns	no.	yds	avg	td	lg
MONTGOMERY, C.	37	802	21.7	0	65
MCALLISTER, A.	4	142	35.5	0	66
MULLEN, Nate	2	50	25.0	0	34
GEMMELL, Jeff	0	0	0.0	0	0
Total	43	994	23.1	0	66
Opponents	23	441	19.2	0	30

Fumble Returns	no.	yds	avg	td	lg
MULLEN, Nate	1	21	21.0	0	21
DELUCA, Ben	1	26	26.0	0	26
ROLLE, Ed	1	10	10.0	0	10
Total	3	57	19.0	0	26
Opponents	3	61	20.3	2	46



**#GOLDSTANDARD**
**#ROCKSOLID**
**#GOLDSTANDARD**
**#ROCKSOLID**


2017 Charlotte Football  
Charlotte Overall Defensive Statistics (as of Nov 27, 2017)  
All games



#	Defensive Leaders	gp	Tackles			tfl/yds	Sacks no-yds	Pass defense			Fumbles		blkd	
			ua	a	tot			int-yds	brup	qbh	rcv-yds	ff	kick	saf
34	GEMMELL, Jeff	12	49	57	106	7.5-22	1.0-11	.	.	4	.	1	.	.
28	DELUCA, Ben	11	56	46	102	1.0-4	0.5-3	.	6	1	3-26	5	.	.
21	FOGGIE, Juwan	12	43	31	74	5.5-20	.	1-0	5	4	1-0	1	.	.
17	BUTLER, Anthony	12	32	40	72	6.5-12	2.0-8	.	2	2	.	.	.	.
50	KING, K.	7	27	35	62	2.0-4	.	.	1	3	.	.	.	.
2	ROLLE, Ed	11	25	29	54	0.5-1	.	1-0	3	.	1-10	.	.	.
1J	JORDAN, Quinton	11	29	24	53	3.0-13	.	.	5	.	.	.	.	.
10	HARRIS, Tyriq	12	24	23	47	4.5-14	1.5-7	.	.	2	.	1	.	.
13	DUNCAN, Zach	10	17	21	38	7.0-15	3.0-11	.	.	4	.	1	.	.
46	HIGHSMITH, Alex	11	23	10	33	5.0-31	2.0-23	.	.	7	1-0	.	.	.
36	CHEATEM, Robert	10	20	11	31	.	.	.	3	.	.	.	.	.
15	GIBBS, M.	8	20	9	29	.	.	.	.	.	.	.	.	.
62	FAIN, Tyler	12	11	17	28	.	.	.	1	1	.	.	.	.
25	IRVIN, Denzel	9	17	10	27	1.0-5	1.0-5	.	1	.	.	.	.	.
23	COVINGTON, A.	7	19	8	27	.	.	.	3	.	.	.	.	.
90	DOCTOR, Tommy	12	7	19	26	1.0-1	.	.	.	5	1-0	.	.	.
8	DAVIS, Markevis	12	15	7	22	.	.	.	1	.	.	.	.	.
98	HORNE, Timmy	12	7	12	19	3.0-6	.	.	.	2	.	.	.	.
93	LUCAS, Stedman	11	4	11	15	0.5-1	.	.	.	1	.	.	.	.
14	HOLMES, Michael	12	6	7	13	0.5-1	.	.	.	3	.	.	.	.
41	MCDONALD, AJ	11	.	8	8	.	.	.	.	.	.	.	.	.
99	HARDY, Jon	6	2	5	7	0.5-2	.	.	.	.	.	.	.	.
3B	BERNARD, Sean	7	4	3	7	.	.	.	.	.	.	.	.	.
16	IRVIN, Darius	10	3	4	7	.	.	.	.	.	.	.	.	.
52	DARLEY, Cam	11	3	3	6	.	.	.	.	.	.	.	.	.
33	DUNCAN, G.	11	3	1	4	1.0-7	.	.	.	.	.	.	.	.
22	STARR, JT	11	2	1	3	.	.	.	.	.	.	.	.	.
9	LEMAY, Uriah	12	2	.	2	.	.	.	.	.	.	1	.	.
92	MARTIN, Nick	4	2	.	2	.	.	.	.	.	.	.	.	.
87	PHILLIPS, Chris	12	1	1	2	.	.	.	.	.	.	.	.	.
45	ASHER, C.	8	2	.	2	.	.	.	.	.	.	.	.	.
81	BOSTICK, Trent	12	2	.	2	.	.	.	.	.	.	.	.	.
6	KOFA, Workpeh	10	.	2	2	.	.	.	.	.	.	.	.	.
40	HART, Arthur	12	1	.	1	.	.	.	.	.	.	.	.	.
91	CARROLL, Nick	1	.	1	1	.	.	.	.	.	.	.	.	.
7	KLUGH, Hasaan	11	1	.	1	.	.	.	.	.	.	.	.	.
32	LEMAY, Benny	11	1	.	1	.	.	.	.	.	.	.	.	.
71	CLARK, Cameron	12	1	.	1	.	.	.	.	.	.	.	.	.
75	GERMAN, Eugene	12	1	.	1	.	.	.	.	.	.	.	.	.
54	MCDONOUGH, B.	12	.	1	1	.	.	.	.	.	.	.	.	.
26	FUGATE, Jacione	3	1	.	1	.	.	.	.	.	.	.	.	.
64	DAVIS, Nate	12	1	.	1	.	.	.	.	.	.	.	.	.
44	MACAULEY, Nigel	11	1	.	1	.	.	.	.	.	.	.	.	.
5	FORD II, T.L.	12	1	.	1	.	.	.	.	.	.	.	.	.
43	HAYNES, C.	5	.	1	1	.	.	.	.	.	.	.	.	.
83	MULLEN, Nate	12	.	.	.	.	.	.	.	.	1-21	.	.	.
38	MCALLISTER, A.	12	.	.	.	.	.	.	.	.	1-0	.	.	.
Total		12	486	458	944	50-159	11-68	2-0	31	39	9-57	10	.	.
Opponents		12	371	349	720	78-271	22-152	16-338	43	38	4-61	6	2	.

#GOLDSTANDARD

#ROCKSOLID

#GOLDSTANDARD

#ROCKSOLID



## 2017 Charlotte Football Charlotte Team Game-by-Game (as of Nov 27, 2017) All games



### TEAM STATISTICS

		Rushing				Receiving				Passing				Kick Returns				Punt Returns				tot		
Date	Opponent	no.	yds	td	lg	no.	yds	td	lg	cmp	att	int	yds	td	lg	no.	yds	td	lg	no.	yds	td	lg	off
Sep 01	at Eastern Michigan	35	166	0	51	12	119	1	26	12-29-3	119	1	26	4	85	0	39	1	-1	0	0			285
Sep 09	at Kansas State	28	110	1	19	10	58	0	20	10-25-2	58	0	20	6	124	0	66	0	0	0	0			168
Sep 16	NORTH CAROLINA A&T	46	266	1	31	13	170	3	44	13-29-2	170	3	44	6	150	0	49	3	19	0	18			436
Sep 23	GEORGIA STATE	34	94	0	23	16	179	0	52	16-29-2	179	0	52	5	122	0	39	0	0	0	0			273
Sep 30	at FIU	49	349	3	63	16	155	1	20	16-28-0	155	1	20	2	39	0	21	0	0	0	0			504
Oct 07	MARSHALL	26	80	0	13	10	132	0	42	10-26-1	132	0	42	1	26	0	26	1	7	0	7			212
Oct 14	at WKU	34	248	2	89	9	61	0	14	9-19-1	61	0	14	5	81	0	19	1	4	0	4			309
Oct 21	UAB	49	222	2	28	14	154	1	68	14-28-2	154	1	68	2	53	0	31	5	31	0	17			376
Nov 04	at Old Dominion	27	136	0	21	9	95	0	24	9-22-0	95	0	24	1	16	0	16	2	8	0	5			231
Nov 11	MIDDLE TENNESSEE	32	98	1	22	18	258	2	52	18-30-1	258	2	52	3	70	0	26	2	7	0	0			356
Nov 18	at Southern Miss	38	142	2	26	9	96	1	20	9-25-2	96	1	20	6	181	0	65	1	6	0	6			238
Nov 25	FLORIDA ATLANTIC	30	84	1	16	10	171	1	44	10-22-0	171	1	44	2	47	0	24	0	0	0	0			255
Charlotte		428	1995	13	89	146	1648	10	68	146-312-16	1648	10	68	43	994	0	66	16	81	0	18			3643
		517	2470	26	80	255	2985	18	67	255-369-2	2985	18	67	23	441	0	30	18	110	0	33			5455

Games: 12 • Avg/rush: 4.7 • Avg/catch: 11.3 • Pass effc: 91.48 • KR avg: 23.1 • PR avg: 5.1 • All purpose avg/game: 393.2 • Total offense avg/gm: 303.6

Date	Opponent	Tackles				Sacks		Fumble		Pass Defense			blkd	PAT Attempts			off		
		ua	a	total	tfl-yds	no-yds	ff	fr-yds		int-yds	qbh	brup	kick	kick	rush	rcv	saf	t/o	pts
Sep 01	at Eastern Michigan	33	48	81	5.0-17	1.0-11	1	1-0		1-0	5	4	0	1-1	0	0	0	0	7
Sep 09	at Kansas State	57	8	65	3.0-11	1.0-5	0	0-0		0-0	0	1	0	1-1	0	0	0	0	7
Sep 16	NORTH CAROLINA A&T	32	40	72	5.0-16	2.0-7	1	1-0		0-0	2	1	0	2-3	0	1	0	7	31
Sep 23	GEORGIA STATE	48	30	78	4.0-8	0.0-0	0	0-0		0-0	4	2	0	0-0	0	0	0	0	0
Sep 30	at FIU	33	30	63	1.0-1	0.0-0	0	0-0		1-0	1	6	0	2-3	0	0	0	3	29
Oct 07	MARSHALL	26	60	86	3.0-7	0.0-0	3	2-21		0-0	7	1	0	0-0	0	0	0	0	3
Oct 14	at WKU	62	24	86	7.0-35	2.0-25	1	1-0		0-0	6	3	0	2-2	0	0	0	0	14
Oct 21	UAB	35	36	71	3.0-5	0.0-0	2	2-26		0-0	2	3	0	2-2	0	1	0	10	25
Nov 04	at Old Dominion	34	70	104	7.0-13	3.0-9	0	0-0		0-0	5	2	0	0-0	0	0	0	0	0
Nov 11	MIDDLE TENNESSEE	36	32	68	4.0-18	2.0-11	0	0-0		0-0	7	8	0	3-3	0	0	0	0	21
Nov 18	at Southern Miss	39	34	73	3.0-9	0.0-0	0	0-0		0-0	0	0	0	3-3	0	0	0	0	21
Nov 25	FLORIDA ATLANTIC	51	46	97	5.0-19	0.0-0	2	2-10		0-0	0	0	0	0-1	0	0	0	6	12
Charlotte		486	458	944	50.0-159	11.0-68	10	9-57		2-0	39	31	0	16-19	0	2	0	26	170
		371	349	720	78.5-271	22.0-152	6	4-61		16-338	38	43	2	49-49	0	1	0	90	393

Date	Opponent	Punting					Field Goals			Kickoffs				
		no.	yds	avg	long	blkd	md-att	long	blkd	no.	yds	avg	tb	ob
Sep 01	at Eastern Michigan	8	378	47.2	74	0	0-1	0	0	2	126	63.0	0	0
Sep 09	at Kansas State	8	334	41.8	67	0	0-0	0	0	2	130	65.0	1	0
Sep 16	NORTH CAROLINA A&T	5	221	44.2	48	0	1-1	22	0	5	324	64.8	1	0
Sep 23	GEORGIA STATE	6	268	44.7	57	0	0-2	0	0	1	65	65.0	1	0
Sep 30	at FIU	5	193	38.6	51	0	1-2	39	0	6	376	62.7	1	1
Oct 07	MARSHALL	8	321	40.1	59	0	1-2	30	1	2	123	61.5	1	0
Oct 14	at WKU	9	380	42.2	56	0	0-1	0	1	3	183	61.0	0	0
Oct 21	UAB	7	307	43.9	51	0	1-1	24	0	4	247	61.8	1	0
Nov 04	at Old Dominion	8	345	43.1	55	0	0-1	0	0	1	64	64.0	0	0
Nov 11	MIDDLE TENNESSEE	7	298	42.6	51	0	0-1	0	0	4	243	60.8	3	0
Nov 18	at Southern Miss	7	310	44.3	56	0	0-0	0	0	4	255	63.8	2	1
Nov 25	FLORIDA ATLANTIC	7	340	48.6	59	0	0-1	0	0	3	185	61.7	1	0
Charlotte		85	3695	43.5	74	0	4-13	39	2	37	2321	62.7	12	2
		57	2144	37.6	56	0	12-18	43	0	73	4519	61.9	28	2





#GOLDSTANDARD

#ROCKSOLID

#GOLDSTANDARD

#ROCKSOLID



## 2017 Charlotte Football Charlotte Opponent Game-by-Game (as of Nov 27, 2017) All games



### OPPONENT STATISTICS

Date	Opponent	Rushing				Receiving				Passing				Kick Returns				Punt Returns				tot off
		no.	yds	td	lg	no.	yds	td	lg	cmp-att-int	yds	td	lg	no.	yds	td	lg	no.	yds	td	lg	
Sep 01	at Eastern Michigan	41	126	2	20	22	267	0	41	22-31-1	267	0	41	2	36	0	18	2	12	0	9	393
Sep 09	at Kansas State	51	304	5	35	17	189	0	29	17-23-0	189	0	29	1	17	0	17	3	31	0	12	493
Sep 16	NORTH CAROLINA A&T	40	161	3	18	16	259	1	67	16-26-0	259	1	67	4	77	0	30	0	0	0	0	420
Sep 23	GEORGIA STATE	40	119	2	15	26	250	1	32	26-37-0	250	1	32	0	0	0	0	2	5	0	13	369
Sep 30	at FIU	41	234	2	38	15	241	2	55	15-27-1	241	2	55	4	87	0	25	0	0	0	0	475
Oct 07	MARSHALL	42	212	0	23	19	192	2	37	19-28-0	192	2	37	1	15	0	15	1	0	0	0	404
Oct 14	at WKU	34	121	1	15	43	506	5	59	43-58-0	506	5	59	3	65	0	27	2	3	0	2	627
Oct 21	UAB	33	162	2	27	21	182	1	45	21-29-0	182	1	45	3	59	0	28	1	0	0	0	344
Nov 04	at Old Dominion	49	148	0	13	20	178	0	19	20-30-0	178	0	19	1	19	0	19	3	9	0	5	326
Nov 11	MIDDLE TENNESSEE	41	202	2	25	18	255	3	63	18-31-0	255	3	63	1	8	0	0	0	0	0	0	457
Nov 18	at Southern Miss	42	363	5	80	20	221	1	45	20-27-0	221	1	45	1	22	0	22	2	15	0	20	584
Nov 25	FLORIDA ATLANTIC	63	318	2	20	18	245	2	44	18-22-0	245	2	44	2	36	0	19	2	35	0	33	563
Opponents		517	2470	26	80	255	2985	18	67	255-369-2	2985	18	67	23	441	0	30	18	110	0	33	5455
		428	1995	13	89	146	1648	10	68	146-312-16	1648	10	68	43	994	0	66	16	81	0	18	3643

Games: 12 • Avg/rush: 4.8 • Avg/catch: 11.7 • Pass eff: 152.07 • KR avg: 19.2 • PR avg: 6.1 • All purpose avg/game: 528.7 • Total offense avg/gm: 454.6

Date	Opponent	Tackles				Sacks		Fumble		Pass Defense			blkd	PAT Attempts		off		
		ua	a	total	tfl-yds	no-yds	ff	fr-yds	int-yds	qbh	brup	kick	kick	rush	rcv	saf	t/o	pts
Sep 01	at Eastern Michigan	26	40	66	7.0-29	2.0-16	0	0-0	3-46	1	6	0	3-3	0	0	0	7	24
Sep 09	at Kansas State	27	20	47	3.0-5	0.0-0	0	1-46	2-30	0	5	0	7-7	0	0	0	21	55
Sep 16	NORTH CAROLINA A&T	38	44	82	10.0-47	7.0-43	3	1-9	2-96	1	2	0	5-5	0	0	0	21	35
Sep 23	GEORGIA STATE	30	32	62	7.0-25	1.0-8	0	1-0	2-6	3	2	0	4-4	0	0	0	7	28
Sep 30	at FIU	42	33	75	6.5-21	1.0-11	0	0-0	0-0	2	5	0	3-3	0	0	0	0	30
Oct 07	MARSHALL	22	30	52	5.0-18	2.0-13	0	0-0	1-4	7	5	1	2-2	0	0	0	0	14
Oct 14	at WKU	32	28	60	7.0-21	2.0-12	1	0-0	1-1	6	3	1	6-6	0	0	0	3	45
Oct 21	UAB	37	42	79	5.0-10	0.0-0	1	0-0	2-29	2	1	0	3-3	0	0	0	7	24
Nov 04	at Old Dominion	21	22	43	3.0-6	1.0-1	1	1-6	0-0	3	5	0	0-0	0	0	0	3	6
Nov 11	MIDDLE TENNESSEE	36	18	54	7.0-25	2.0-18	0	0-0	1-26	4	2	0	5-5	0	0	0	7	35
Nov 18	at Southern Miss	35	18	53	11.0-29	0.0-0	0	0-0	2-100	2	5	0	7-7	0	1	0	14	66
Nov 25	FLORIDA ATLANTIC	25	22	47	7.0-35	4.0-30	0	0-0	0-0	7	2	0	4-4	0	0	0	0	31
Opponents		371	349	720	78.5-271	22.0-152	6	4-61	16-338	38	43	2	49-49	0	1	0	90	393
		486	458	944	50.0-159	11.0-68	10	9-57	2-0	39	31	0	16-19	0	2	0	26	170

		Punting										Field Goals			Kickoffs				
Date	Opponent	no.	yds	avg	long	blkd	tb	fc	50+	i20	md-att	long	blkd	no.	yds	avg	tb	ob	
Sep 01	at Eastern Michigan	6	207	34.5	42	0	0	4	0	2	1-1	32	0	5	296	59.2	1	0	
Sep 09	at Kansas State	3	124	41.3	49	0	1	2	0	1	2-2	24	0	10	602	60.2	4	0	
Sep 16	NORTH CAROLINA A&T	7	260	37.1	46	0	0	3	0	2	0-1	0	0	6	351	58.5	0	0	
Sep 23	GEORGIA STATE	6	214	35.7	47	0	1	1	0	3	0-2	0	0	5	300	60.0	0	0	
Sep 30	at FIU	5	229	45.8	56	0	2	2	2	2	1-1	27	0	6	390	65.0	4	0	
Oct 07	MARSHALL	5	206	41.2	45	0	0	3	0	3	0-1	0	0	3	195	65.0	2	0	
Oct 14	at WKU	2	83	41.5	51	0	0	0	1	0	1-2	43	0	8	510	63.8	3	0	
Oct 21	UAB	8	295	36.9	50	0	1	0	1	1	1-1	25	0	4	249	62.2	1	1	
Nov 04	at Old Dominion	6	211	35.2	41	0	1	1	0	2	2-3	40	0	3	189	63.0	2	0	
Nov 11	MIDDLE TENNESSEE	6	210	35.0	46	0	0	3	0	2	0-0	0	0	6	395	65.8	3	0	
Nov 18	at Southern Miss	2	77	38.5	41	0	0	1	0	0	3-3	30	0	11	652	59.3	4	1	
Nov 25	FLORIDA ATLANTIC	1	28	28.0	28	0	0	1	0	1	1-1	37	0	6	390	65.0	4	0	
Opponents		57	2144	37.6	56	0	6	21	4	19	12-18	43	0	73	4519	61.9	28	2	
		85	3695	43.5	74	0	10	32	22	25	4-13	39	2	37	2321	62.7	12	2	

### GAME 1

#### at Eastern Michigan 24 Charlotte 7

Sept. 1, 2017 - Ypsilanti, Mich.

QB Hassan Klugh rushes for career-high 101 yards  
Trent Bostick catches the 10th touchdown reception of his career  
Jeff Gemmell ties FBS record with 154 tackles in first career start



Homestanding Eastern Michigan, coming off a 2016 Bahamas Bowl bid, hammered out a 24-7 victory over Charlotte (0-1) in the 49ers season-opener, Friday night. EMU (1-0) passed for over 250 yards and rushed for another 126 while the 49ers short-circuited with three turnovers and 11 penalties. The 49ers put up 280 yards of total offense, forced two turnovers of their own, but could manage only a first quarter TD pass to rs-senior Trent Bostick.

Red-shirt junior QB Hasaan Klugh rushed for a career-high 101 yards, Bostick caught his 10th career TD and rs-senior linebacker Karrington King closed in on the school's all-time tackles record with double-digit tackles. Redshirt sophomore Jeff Gemmell led the 49ers with 14 tackles.

Klugh's career-high 101-yard rushing effort included a personal best 51-yard rush in the first quarter that set up the TD pass to Bostick, who was making his return after sitting out last season.

Charlotte fell behind 17-7 in the first half. The 49ers were whistled for seven penalties for 80 yards and threw a pick six.

After recovering a fumble on EMU's first possession, the 49ers returned the favor with a pick six by Brody Hoying to give the Eagles a 7-0 lead. The 49ers drove back to tie the score on Bostick's 21-yard TD catch. An 11-play, 80-yard Eagle drive was capped by a two-yard TD run from Ian Eriksen. The Eagles added a second quarter field goal to take a 17-7 lead into the locker room.

Charlotte enjoyed a 2-1 turnover advantage in the first half, but EMU converted theirs into a TD with the pick six.

The 49ers committed two turnovers on their first two possessions of the second half, but EMU wasn't able to capitalize until connecting on a scrambling 41-yard pass late in the third quarter to set up a five-yard TD run by Eriksen. EMU led 24-7 after three.

King finished with 10 tackles to give him 215 in his career, two shy of Larry Ogunjobi's career mark of 217. Klugh was 12-for-28 passing for 114 yards, one TD and two interceptions.

#### Game Honors:

**49:** Darren Drake  
**Captains:** Tyriq Harris, Karrington King  
Eugene German, Wolfgang Zacherl



#### Scoring Summary (Final) 2017 Charlotte Football

Charlotte vs Eastern Michigan (Sep 01, 2017 at Ypsilanti, Mich.)



Charlotte (0-1) vs. Eastern Michigan (1-0)  
Date: Sep 01, 2017 • Site: Ypsilanti, Mich. • Stadium: Rynearson Stadium  
Attendance: 12823

Score by Quarters	1	2	3	4	Total
Charlotte	7	0	0	0	7
Eastern Michigan	14	3	7	0	24

Qtr	Time	Scoring Play	V-H
1st	09:44	EMU - HOYING, Brody 35 yd interception return (FRICANO, Paulie kick)	0 - 7
	08:03	CHA - BOSTICK, Trent 21 yd pass from KLUGH, Hasaan (MACAULEY, Nigel kick)	7 - 7
	02:35	EMU - ERIKSEN, Ian 2 yd run (FRICANO, Paulie kick)	7 - 14
2nd	02:02	EMU - FRICANO, Paulie 32 yd field goal	7 - 17
3rd	03:58	EMU - ERIKSEN, Ian 5 yd run (FRICANO, Paulie kick)	7 - 24

Kickoff time: 6:35 pm • End of Game: 9:47 pm • Total elapsed time: 3:12  
Officials: Referee: Ron Hudson; Umpire: William Thomas; Linesman: Vincent Winters;  
Line judge: Michael Sharp; Back judge: Josh Dasher; Field judge: Pat Dolphin;  
Side judge: Richard Ames; Center judge: C. Stephens;  
Temperature: 66 • Wind: ENE 10 • Weather: Sunny; Nice

### GAME 2

#### at Kansas State 55 Charlotte 7

Sept. 9, 2017 - Manhattan, Kans.

Head Coach Brad Lambert, returns to his Alma Mater  
49ers second game against an FBS ranked opponent  
Karrington King claims 49ers' all-time record for career tackles



The 19th-ranked Kansas State Wildcats weren't exactly hospitable in Brad Lambert's return to his alma mater. The 49ers head coach, who played for KSU from 1984-87, watched the home team race to a 21-0 first quarter lead on its way to a 55-7 victory in front of a crowd of 50,807. The Wildcats (2-0) went 75 yards on the opening drive to go ahead, 7-0 and QB Jesse Ertz rushed for a 35-yard touchdown on the second possession to push the lead to 14-0. A Pick Six by Kendall Adams, the second the 49ers have thrown in two games, gave KSU the 21-0 cushion.

A 66-yard kick-off return by the 49ers' Aaron McAllister set up the 49ers first quarter score – a 19-yard run and leap by QB Hasaan Klugh to cut the lead to 21-7. Charlotte was able to hold KSU's 18-play, 87-yard drive to a 22-yard field goal but the Wildcats added a pair of TD's in the final 4:18 to go ahead 38-7 at the break.

Following the Wildcats field goal, Charlotte (0-2) put together a nine-play drive that included a 12-yard run by Benny LeMay, a 10-yard catch by LeMay and an eight-yard first down catch by Nate Mullen. The drive included three of the 49ers six first half first downs, but ended when Klugh's backward pass/fumble was gobbled up by Adams and returned 46-yards for a touchdown.

Charlotte linebacker Karrington King had four tackles on the Wildcats opening drive to surpass current Cleveland Brown Larry Ogunjobi for the 49ers all-time tackles record. Ogunjobi amassed 217 tackles in his four-year career. With eight tackles in the game, King now has 223 career takedowns.

The 49ers 168 yards of offense are the fewest in school history.

This was the 49ers second game against an FBS ranked opponent (#19 Louisville, 2016). Charlotte is 0-2 in such games.

Klugh was 8-of-19 for 33 yards and one interception. Brooks Barden came on in the second half and was 2-for-6 for 25 yards and an interception. Sr. Markevis Davis had a career-best eight tackles, to lead the 49ers along with Ben DeLuca and King

#### Game Honors:

**#49:** Tommy Doctor  
**Captains:** Zach Duncan, Jeff Gemmell,  
Nate Davis, Workpeh Kofa



#### Scoring Summary (Final) 2017 Charlotte Football

Charlotte vs #19 Kansas State (Sep 09, 2017 at Manhattan, Kan.)



Charlotte (0-2) vs. Kansas State (2-0)  
Date: Sep 09, 2017 • Site: Manhattan, Kan. • Stadium: Snyder Stadium  
Attendance: 50807

Score by Quarters	1	2	3	4	Total
Charlotte	7	0	0	0	7
Kansas State	21	17	10	7	55

Qtr	Time	Scoring Play	V-H
1st	09:22	KS - Dimel, Winston 5 yd run (McCrane, M. kick)	0 - 7
	05:21	KS - Ertz, Jesse 35 yd run (McCrane, M. kick)	0 - 14
	03:58	KS - Adams, Kendall 30 yd interception return (McCrane, M. kick)	0 - 21
	02:17	CHA - KLUGH, Hasaan 19 yd run (MACAULEY, Nigel kick)	7 - 21
2nd	08:13	KS - McCrane, M. 22 yd field goal	7 - 24
	04:18	KS - Adams, Kendall 46 yd fumble recovery (McCrane, M. kick)	7 - 31
	00:07	KS - Barnes, Alex 4 yd run (McCrane, M. kick)	7 - 38
3rd	11:13	KS - Warmack, Dalvin 13 yd run (McCrane, M. kick)	7 - 45
	00:39	KS - McCrane, M. 24 yd field goal	7 - 48
4th	08:12	KS - McCoy, Mike 15 yd run (McLellan, Nick kick)	7 - 55

Kickoff time: 11:05 am • End of Game: 2:28 pm • Total elapsed time: 3:23  
Officials: Referee: Eddy Shelton; Umpire: M. Fitzgerald; Linesman: Rick Smith;  
Line judge: Scott Reilly; Back judge: Terry White; Field judge: Nick Lave;  
Side judge: Richard Corona; Center judge: Mike Contreras;  
Temperature: 75 F • Wind: S SE 16 • Weather: Mostly Clear



#GOLDSTANDARD

#ROCKSOLID

#GOLDSTANDARD

#ROCKSOLID

## GAME 3

### North Carolina A&T 35 at Charlotte 31

Sept. 16, 2017- Charlotte, N.C.

Record crowd of 18,651 for home opener

Benny LeMay rushes for career-high 158 yards

Workpeh Kofa registers his first 100-yd receiving game (110 yards)



The 49ers second-half rally from 18 points down ended on the 49ers third Pick Six of the season as visiting North Carolina A&T scored a 35-31 victory before a record crowd of 18,651 at Jerry Richardson Stadium.

The 49ers got a dream start when the Aggies fumbled the opening kickoff to set Charlotte up on the 12-yard line. QB Hasaan Klugh's 14-yard TD run, his 10th career rushing TD, gave the 49ers a quick 7-0 lead. A&T answered with touchdowns on its next three possessions, however, to jump in front, 21-7, early in the second quarter. In the second half, the Aggies (3-0) converted a deflected pass/interception into a 10-yard TD drive to make it 28-10 with 9:33 to play in the third.

Charlotte (0-3) had three drives of 10 or more plays in their final five drives. The first, an 11-play; 68-yard drive ended at the A&T six-yard line on a failed fourth-down effort. A six-play, 63-yard drive saw Klugh find TL Ford II in the endzone on a 29-yard TD pass to end the third quarter. Trailing 28-17 in the fourth, the 49ers drove 90 yards behind the running of LeMay and Klugh. Klugh hit RJ Tyler alone in the endzone on a four-yard TD pass to make it 28-25 after a two-point conversion.

A third straight Aggie punt gave the 49ers the ball at their own 16 with 2:24 left to play. A pass interference call on third down gave Charlotte some breathing room but it was Klugh's fourth-and-10 rush for 15 yards that elevated the team's prospects.

On the next play however, Franklin McCain jumped in front to snag Klugh's pass attempt and returned it 74 yards for the back-breaking TD with 24 seconds left.

A 39-yard kickoff return by the 49ers' Aaron McAllister set up a 44-yard TD pass from Klugh to Kofa, in the final 10 seconds, but the last-gasp onside kick failed and the 49ers fell, 35-31. LeMay finished with a career-high 158 rushing yards, just the third player in school history to rush for at least 150 yards in a game (Kalif Phillips; Matt Johnson). Kofa led the receivers with 110 yards and a TD. It was his first 100-yard receiving game.

#### Game Honors:

**49:** Juwan Foggie  
**Captains:** Juwan Foggie, Karrington King  
RJ Tyler, Uriah LeMay



#### Scoring Summary (Final)

##### 2017 Charlotte Football

North Carolina A&T vs Charlotte (Sep 16, 2017 at Charlotte, N.C.)



North Carolina A&T (3-0) vs. Charlotte (0-3)  
Date: Sep 16, 2017 • Site: Charlotte, N.C. • Stadium: Jerry Richardson  
Attendance: 18651

Score by Quarters	1	2	3	4	Total
North Carolina A&T	14	7	7	7	35
Charlotte	7	3	7	14	31

Qtr	Time	Scoring Play	V-H
1st	13:26	CHA - KLUGH, Hasaan 14 yd run (MACAULEY, Nigel kick), 3-12 1:26	0 - 7
	07:50	NCAT - WILSON, Malik 17 yd pass from RAYNARD, Lamar (RUIZ, Noel kick), 12-90 5:36	7 - 7
	03:31	NCAT - CAPEL, Jaquill 1 yd run (RUIZ, Noel kick), 3-71 1:10	14 - 7
2nd	14:25	NCAT - CARTWRIGHT, M. 9 yd run (RUIZ, Noel kick), 8-81 3:28	21 - 7
	08:14	CHA - MACAULEY, Nigel 22 yd field goal, 11-53 3:50	21 - 10
3rd	09:33	NCAT - CARTWRIGHT, M. 1 yd run (RUIZ, Noel kick), 4-10 1:07	28 - 10
	00:00	CHA - FORD II, T.L. 29 yd pass from KLUGH, Hasaan (MACAULEY, Nigel kick), 6-63 1:24	28 - 17
4th	06:12	CHA - TYLER, R.J. 4 yd pass from KLUGH, Hasaan (MONTGOMERY, C. pass from KLUGH, Hasaan), 12-90 4:15	28 - 25
	00:24	NCAT - MCCAIN, Franklin 74 yd interception return (RUIZ, Noel kick)	35 - 25
	00:08	CHA - KOFA, Workpeh 44 yd pass from KLUGH, Hasaan (MACAULEY, Nigel kick failed), 1-44 0:16	35 - 31

Kickoff time: 6:06 PM • End of Game: 9:38 PM • Total elapsed time: 3:32  
Officials: Referee: Jonathan Noli; Umpire: John C. Mitchel; Linesman: Gary Calip;  
Line judge: Scott Held; Back judge: Michael Bailey; Field judge: David W. Sherwo;  
Side judge: Maurice Pierre; Center judge: Jeff Guadagno;  
Temperature: 83 F • Wind: 5mph NNW • Weather: Partly Cloudy

## GAME 4

### Georgia State 28 at Charlotte 0

Sept. 23, 2017 - Charlotte, N.C.

49ers shutout for first time in program history

Juwan Foggie credited for career-high 11 tackles

Mark Quattlebaum sets career high with 91 receiving yards



For the first time in the program's history, the 49ers were shut-out, falling to Georgia State, 28-0. The Panthers outgained Charlotte in total offense, 369-273.

The two teams battled through a scoreless first quarter before Georgia State got on the board in the second quarter on a Glenn Smith three-yard rush to complete a 10-play; 66-yard drive.

Charlotte was only able to total four first downs in the first half and GSU's Conner Manning hit Penny Hart for a 32-yard TD with 00:44 seconds left in the half to take a 14-0 lead. Georgia State was 9-of-17 on third down while Charlotte was 3-of-15.

Charlotte did drive into the red-zone in those final 44 seconds, thanks mostly to a season-high 52-yard catch and run from QB Hasaan Klugh to slot receiver Mark Quattlebaum. That pass took Charlotte to the Panthers 12-yard line but Klugh's pass to Workpeh Kofa on the next play was intercepted in the end zone to stifle the drive. Charlotte's opening drive of the second half again took Charlotte into the red zone, but after Klugh's six-yard run to the 10-yard line, the 49ers were whistled for a false start and Klugh was sacked twice to push Charlotte back to the GSU 27-yard line. The 49ers 45-yard field goal attempt was wide left.

Georgia State went ahead 21-0 on the ensuing drive despite Charlotte's defense making a red-zone stop on third-and-11 from the 13-yard line. The Panthers set up for 25-yard field goal that was blocked into the air. The 49ers tried to receive it at the goal line but muffed the catch and the Panthers' Shamarious Gilmore fell on the ball in the end zone for the touchdown.

Charlotte's next drive again reached the red zone. Looking at first and 10 from the GSU 19, Charlotte was flagged for a false start and two holding penalties to push the 49ers all the way back to the Panthers' 45-yard line.

Quattlebaum finished with a career-high 91 receiving yards and Klugh passed for a season-high 179 yards. LeMay led the 49ers rushing attack with 79 yards. Juwan Foggie had a career-high 11 tackles.

#### Game Honors:

**#49:** Arthur Hart  
**Captains:** TL Ford II, Artur Hart  
Karrington King, Zach Duncan



#### Scoring Summary (Final)

##### 2017 Charlotte Football

Georgia State vs Charlotte (Sep 23, 2017 at Charlotte, N.C.)



Georgia State (1-2) vs. Charlotte (0-4)  
Date: Sep 23, 2017 • Site: Charlotte, N.C. • Stadium: Jerry Richardson  
Attendance: 11029

Score by Quarters	1	2	3	4	Total
Georgia State	0	14	0	14	28
Charlotte	0	0	0	0	0

Qtr	Time	Scoring Play	V-H
2nd	12:29	GSU - Smith, Glenn 3 yd run (Wright, Brandon kick), 10-66 4:20	7 - 0
	00:44	GSU - Hart, Penny 32 yd pass from Manning, Conner (Wright, Brandon kick), 7-64 2:31	14 - 0
4th	14:10	GSU - Gilmore, S. 0 yd fumble recovery (Wright, Brandon kick)	21 - 0
	00:22	GSU - Smith, Glenn 1 yd run (Wright, Brandon kick), 4-19 2:15	28 - 0

Kickoff time: 6:06 PM • End of Game: 8:56 PM • Total elapsed time: 2:50  
Officials: Referee: Steve Lamantia; Umpire: Mike Moten; Linesman: Lea Bailey;  
Line judge: Joe Stahmer; Back judge: Tom Healey; Field judge: Joe Pester;  
Side judge: Tony Lombardo; Center judge: Chris Snuggs;  
Temperature: 88 F • Wind: 4 MPH SE • Weather: Fair

### GAME 5

#### Charlotte 29 at FIU 30

Sept. 30, 2017 - Miami, Fla.

Benny LeMay rushes for career-high 178-yds  
(fifth-most in 49ers history)

Charlotte rushed for an FBS-best 349 yards

49ers totaled a season-high, 504 yards of total offense



Charlotte had a pair of 100-yard rushers, rushed for an FBS-best 349 yards and put up a season-high 504 yards of total offense, but FIU (3-1) rallied from a 19-point second quarter deficit to hand the 49ers (0-5) a 30-29 loss in Charlotte's C-USA opener.

FIU took the lead, 30-29, on a 27-yard field goal with 7:22 left to play. On the 49ers final drive, Charlotte reached the FIU 31-yard line to set up a potential game-winning 48-yard field goal with 37 seconds left, but Nigel Macauley's boot missed just to the right.

The game was highlighted by the offensive efforts of RB Benny LeMay, who rushed for a career-high 178 yards, the fifth-most in 49ers history. QB Hasaan Klugh had 107 rushing yards and three TDs. He also threw for a TD, a three-yard pass to LeMay in the first quarter.

LeMay broke off runs of 41 and 63 yards to set up a pair of first quarter touchdowns as Charlotte took a 12-7 lead. LeMay put up 106 yards in the first quarter and scored his first career TD on the three-yard pass from Klugh. Klugh scored the 49ers' first TD on a three-yard carry.

Klugh capped a seven-play 80-yard second-quarter drive with a 23-yard TD run around the right side to open the second quarter. The 49ers went ahead by 19, 26-7, late in the first half on Klugh's eight-yard TD carry to complete a 15-play; 89-yard drive but FIU scored in the final minute on a six-yard pass from Alex McGough to Thomas Owens to make it 26-14.

Charlotte rushed for 277 yards and three TDs in the first half, led by LeMay, who put up 134 yards on nine carries and Klugh, who rushed for 79 yards and all three TDs.

With 178 yards rushing, LeMay notched his second 100-yard rushing game of the season and the 49ers third of the season. Klugh's 107-yard rushing effort was his second 100-yard performance of the season, as well.

#### Game Honors:

49: **Brian McDonough**  
Captains: **Arthur Hart, Eugene German**  
**Juwan Foggie, Karrington King**



#### Scoring Summary (Final) 2017 Charlotte Football Charlotte vs FIU (Sep 30, 2017 at Miami, Fla.)



Charlotte (0-5,0-1) vs. FIU (3-1,2-0)  
Date: Sep 30, 2017 • Site: Miami, Fla. • Stadium: Riccardo Silva Stdm.  
Attendance: 15348

Score by Quarters	1	2	3	4	Total
Charlotte	12	14	3	0	29
FIU	7	7	7	9	30

Qtr	Time	Scoring Play	V-H
1st	12:27	CHA - KLUGH, Hasaan 3 yd run (HART, Arthur pass failed), 5-60 1:53	6 - 0
	08:42	CHA - LEMAY, Benny 3 yd pass from KLUGH, Hasaan (VANSICKLE, J. kick failed), 5-80 2:05	12 - 0
	06:11	FIU - WILLIAMS, J. 35 yd pass from OWENS, Thomas (BORREGALES, J. kick), 7-76 2:31	12 - 7
2nd	12:59	CHA - KLUGH, Hasaan 23 yd run (VANSICKLE, J. kick), 7-80 2:13	19 - 7
	02:51	CHA - KLUGH, Hasaan 8 yd run (VANSICKLE, J. kick), 15-89 7:05	26 - 7
	00:43	FIU - OWENS, Thomas 6 yd pass from MCGOUGH, Alex (BORREGALES, J. kick), 13-75 2:08	26 - 14
3rd	07:57	CHA - VANSICKLE, J. 39 yd field goal, 4-6 1:26	29 - 14
	05:40	FIU - MCGOUGH, Alex 8 yd run (BORREGALES, J. kick), 6-75 2:17	29 - 21
4th	12:43	FIU - MCGOUGH, Alex 14 yd run (MCGOUGH, Alex pass failed), 8-94 3:58	29 - 27
	07:22	FIU - BORREGALES, J. 27 yd field goal, 6-59 3:16	29 - 30

Kickoff time: 7:04 pm • End of Game: 10:14 pm • Total elapsed time: 3:10  
Officials: Referee: D. Gutreaux; Umpire: Ben Young; Linesman: Maia Chaka;  
Line judge: Thomas Eaton; Back judge: Lark Jones; Field judge: Justin Larrew;  
Side judge: Larry Neal, Jr.; Center judge: Kevin Randall;  
Temperature: 87 • Wind: 10 MPH • Weather: Partly Cloudy

### GAME 6

#### Marshall 14 at Charlotte 3

Oct. 7, 2017 - Charlotte, N.C.

Ben DeLuca with a 49ers' FBS record 17 tackles

Trent Bostick surpasses 1500 career yards

49ers held Marshall to the fewest points by an FBS opponent



In a game dominated by defense, Marshall kept Charlotte out of the end zone en route to a 14-3 road victory. The 49ers (0-6; 0-2) held Marshall (4-1; 1-0) to a season-low 14 points, forced two fumbles and allowed just two red zone drives.

On the flip side, one week after putting up 504 yards of total offense, the 49ers were held to 212 yards and converted 3-of-14 third downs to be kept at arm's length.

Marshall scored midway through the first quarter on a 37-yard pass from Chase Litton to Tyre Brady but Charlotte forced three punts, the Herd missed a 39-yard field goal and Charlotte stopped a fourth-down attempt to end a 10-play drive in the final minute to keep it a 7-0 game at the half.

Marshall scored their second TD on its first possession, when Litton hit Brady again, this time from 11 yards out, to put the Herd ahead, 14-0 with over nine minutes to play in the quarter.

Charlotte answered with a nine-play, 62-yard drive into the red zone. RB Aaron McAllister's eight-yard carry on first down took Charlotte to the 11-yard line, but two subsequent runs sent the 49ers back one yard and led to Nigel Macauley's 30-yard field goal.

Charlotte forced a punt towards the end of the third quarter and on Marshall's first drive of the fourth quarter, LB Tyriq Harris forced a fumble as the Herd crossed midfield. Charlotte held Marshall to a three-and-out possession inside its own 20 to get the ball back at the Marshall 45.

A 22-yard pass to Workpeh Kofa and a 13-yard run by McAllister sent Charlotte to the 10, but again the drive stalled. Macauley's 33-yard field goal attempt, that would have made it a one-score, eight-point game, was wide left with 4:40 left to play.

So. Ben DeLuca set a 49ers' record for tackles in an FBS game with a career-high 17. That pushed him to 116 career tackles, the 12th player in 49ers history to surpass 100 career takedowns. RS-Sr. LB Karrington King had nine tackles to become the first 49er to record at least 50 tackles in four straight seasons.

RS-Sr. WR Trent Bostick, who had a team-high 51 receiving yards, surpassed 1,500 career receiving yards to join Austin Duke as the 49ers only 1,500-yard receivers.

49: **Jaelin Fisher**  
Captains: **Tyriq Harris, Karrington King,**  
**Nate Davis, Trent Bostick**



#### Scoring Summary (Final) 2017 Charlotte Football Marshall vs Charlotte (Oct 07, 2017 at Charlotte, N.C.)



Marshall (4-1,1-0) vs. Charlotte (0-6,0-2)  
Date: Oct 07, 2017 • Site: Charlotte, N.C. • Stadium: Jerry Richardson  
Attendance: 10584

Score by Quarters	1	2	3	4	Total
Marshall	7	0	7	0	14
Charlotte	0	0	3	0	3

Qtr	Time	Scoring Play	V-H
1st	06:25	MAR - BRADY, Tyre 37 yd pass from LITTON, Chase (VEDVIK, Kaare kick), 4-64 1:58	7 - 0
3rd	09:14	MAR - BRADY, Tyre 11 yd pass from LITTON, Chase (VEDVIK, Kaare kick), 7-72 3:38	14 - 0
	05:20	CHA - MACAULEY, Nigel 30 yd field goal, 9-62 3:54	14 - 3

Kickoff time: 6:06 PM • End of Game: 9:02 PM • Total elapsed time: 2:56  
Officials: Referee: Jay Edwards; Umpire: Greg Adams; Linesman: Max Causey;  
Line judge: Jeremy Harris; Back judge: Nate Jones; Field judge: Chris Scott;  
Side judge: Adrian Carson; Center judge: Eric Steen;  
Temperature: 71 F • Wind: 0 mph • Weather: Rain



### GAME 7

#### at WKU 45 Charlotte 14

Oct. 14, 2017 - Bowling Green, Ky.

Aaron McAllister rushes for career-high 157 yds

McAllister has school-record 89-yard TD run

Four 49ers make first career start



WKU (4-2; 2-1 C-USA) QB Mike White threw for 398 yards and five TDs against a beat-up Charlotte defense that had three new faces in the starting secondary as the Hilltoppers won, 45-14.

With injuries mounting, the 49ers (0-7; 0-3 C-USA) changed out eight starters (four on the defensive side of the ball) and lost all-time leading tackler Karrington King early in the second quarter.

White threw for 286 yards and four TDs in the first half to lead WKU's early attack, breaking open a 21-14 game with 17 straight points to end the second quarter.

R-Fr. Aaron McAllister's school-record 89-yard TD run brought the 49ers within seven, 21-14, in the second quarter, but WKU scored 17 straight points to take a 38-14 lead into the locker room.

McAllister's run, the longest in school history, helped him to 144 yards in the first half – the first 100-yard outing of his career and the 49ers fifth, this season. He finished with career-high 157 yards in his first career start, the 12th-most by a 49er in school history.

His nine-yard TD run in the first quarter tied the score at 7-7, but White hit Kylen Towner for a 59-yard TD pass late in the quarter and had a two-yard run to open the second quarter to make it 21-7 before McAllister's big run.

White hit Mik'Quan Deane for a 20-yard TD on the next drive that saw King leave the field in an ambulance. WKU converted a Brooks Barden INT into a 43-yard field goal less than a minute later and added White's fourth TD pass in the final minute of the half.

After scoreless third quarter, White found Jaquez Sloan for a 39-yard touchdown on the first play of the fourth quarter.

Charlotte QB Brooks Barden, starting in place of Hasaan Klugh (illness), had a 77-yard rush in the fourth quarter – the longest by a 49ers QB. The 49ers used four first-time starters: RB Aaron McAllister; DB Robert Cheatem; DB Quinton Jordan; LB Anthony Butler.

That recipe tested the 49ers depth and WKU took advantage, putting up 627 yards of total offense, including 506 through the air.

DB Ben DeLuca led the 49ers defense with 10 tackles – his second straight game with double-digit takedowns. He also forced and recovered a fumble. LB Alex Highsmith came off the bench to add eight tackles, including 4.0 TFL, just 0.5 shy of the school record.

#### Game Honors:

**49:** Tyler Fain  
**Captains:** Karrington King, Tyler Fain  
Eugene German, Uriah LeMay



**Scoring Summary (Final)**  
2017 Charlotte Football  
Charlotte vs WKU (Oct 14, 2017 at Bowling Green, Ky.)



Charlotte (0-7,0-3) vs. WKU (4-2,1-1)  
Date: Oct 14, 2017 • Site: Bowling Green, Ky. • Stadium: Houchens-Smith  
Attendance: 16754

Score by Quarters	1	2	3	4	Total
Charlotte	7	7	0	0	14
WKU	14	24	0	7	45

Qtr	Time	Scoring Play	V-H
1st	09:00	CHA - YELDER, Deon 8 yd pass from WHITE, Mike (NUSS, Ryan kick), 17-78 6:00	0 - 7
	03:49	CHA - MCALLISTER, A. 9 yd run (VANSICKLE, J. kick), 10-80 5:11	7 - 7
	01:52	WKU - TOWNER, Kylen 59 yd pass from WHITE, Mike (NUSS, Ryan kick), 5-80 1:57	7 - 14
2nd	11:52	WKU - WHITE, Mike 2 yd run (NUSS, Ryan kick), 10-69 3:29	7 - 21
	10:57	CHA - MCALLISTER, A. 89 yd run (VANSICKLE, J. kick), 2-89 0:55	14 - 21
	08:46	WKU - DEANE, Mik'Quan 20 yd pass from WHITE, Mike (NUSS, Ryan kick), 7-75 2:11	14 - 28
	08:07	WKU - NUSS, Ryan 43 yd field goal, 4-0 0:23	14 - 31
	00:39	WKU - FANT, Nacarius 13 yd pass from WHITE, Mike (NUSS, Ryan kick), 4-44 0:44	14 - 38
4th	14:53	WKU - SLOAN, Jaquez 39 yd pass from WHITE, Mike (NUSS, Ryan kick), 9-78 2:59	14 - 45

Kickoff time: 3:30 pm • End of Game: 6:44 pm • Total elapsed time: 3:14  
Officials: Referee: Jonathan Noli; Umpire: John Mitchell; Linesman: Gary Calip;  
Line judge: Scott Held; Back judge: Michael Bailey; Field judge: David Sherwood;  
Side judge: Maurice Pierre; Center judge: Jeff Guadagno;  
Temperature: 83°F • Wind: S 8 mph • Weather: Partly Cloudy

### GAME 8

#### at Charlotte 25 UAB 24 OT

Oct. 21, 2017 - Charlotte, N.C.

49ers earn first C-USA home win

49ers earn first overtime victory in program history

Charlotte completes their largest comeback win in a C-USA game

Charlotte's second-half rally and courageous two-point conversion in overtime brought the 49ers their first win of the season, 25-24, in dramatic fashion over visiting UAB (4-3; 2-2) in the annual Homecoming Game, Saturday at Jerry Richardson Stadium.

The 49ers (1-7; 1-3) rallied from a 17-point deficit early in the third quarter and answered UAB's overtime TD with one of their own to set up the game-winning two-point conversion. It was Charlotte's largest comeback in a Conference USA game. 49ers slot receiver Chris Montgomery took the ball on a reverse and threw a pass back to QB Hasaan Klugh open in the end zone for the winning conversion.

The 49ers scored their first win of the season, their first home Conference USA win and the program's first overtime win while snapping UAB's two-game C-USA win streak. Trailing 17-7, Klugh hit RS-Sr. Trent Bostick for a 68-yard TD pass, the 49ers longest reception of the season. On UAB's next possession, soph. safety Ben DeLuca had his second strip fumble in as many games to set up the game-tying field goal with 6:27 left to play. In overtime, Klugh converted a third-and-nine with a 13-yard run and a fourth-and-six with a six-yard run to set up his one-yard touchdown run.

The 49ers defense held UAB scoreless on six straight possessions over the final 25:25 of regulation. Klugh finished with a career-high 140 rushing yards, his third 100-yard game of the season. He had two rushing TDs, the 68-yard passing TD and the two-point conversion catch.

UAB scored to open the overtime period, but Charlotte answered, thanks in part to Klugh's six-yard fourth-down run that gave the 49ers a first-and-goal from the one. His one-yard carry was his seventh TD of the season. He has either thrown or run for all 13 TDs (7 rushing; 6 passing) Charlotte has scored in games he has played. Klugh rushed for all 25 yards in the OT period.

DeLuca finished with 10 tackles, his third straight game with double-digit takedowns and Jeff Gemmell added a career-best 10 tackles, as well. This is the third game this year that Charlotte has had two players record double-digit tackles.

#### Game Honors:

**49:** Karrington King  
**Captains:** Trent Bostick, Juwan Foggie  
RJ Tyler, Zach Duncan



**Scoring Summary (Final)**  
2017 Charlotte Football  
UAB vs Charlotte (Oct 21, 2017 at Charlotte, N.C.)



UAB (4-3,2-2) vs. Charlotte (1-7,1-2)  
Date: Oct 21, 2017 • Site: Charlotte, N.C. • Stadium: Jerry Richardson  
Attendance: 11889

Score by Quarters	1	2	3	4	OT	O1	Total
UAB	0	14	3	0	7	7	24
Charlotte	0	0	7	10	8	8	25

Qtr	Time	Scoring Play	V-H
2nd	13:15	UAB - PITTMAN, H 12 yd pass from ERDELY, A.J. (VOGEL, N. kick), 1-12 0:04	7 - 0
	02:20	UAB - ERDELY, A.J. 3 yd run (VOGEL, N. kick), 5-80 2:03	14 - 0
3rd	10:25	UAB - VOGEL, N. 25 yd field goal, 10-67 4:35	17 - 0
	03:16	CHA - KLUGH, Hasaan 9 yd run (MACAULEY, Nigel kick), 9-35 4:51	17 - 7
4th	10:34	CHA - BOSTICK, Trent 68 yd pass from KLUGH, Hasaan (MACAULEY, Nigel kick), 1-68 0:10	17 - 14
	06:27	CHA - MACAULEY, Nigel 24 yd field goal, 8-25 2:56	17 - 17
OT	15:00	UAB - ERDELY, A.J. 1 yd run (VOGEL, N. kick), 6-25 0:00	24 - 17
	15:00	CHA - KLUGH, Hasaan 1 yd run (KLUGH, Hasaan pass from MONTGOMERY, C.), 8-25 0:00	24 - 25

Kickoff time: 6:34 PM • End of Game: 9:49 PM • Total elapsed time: 3:15  
Officials: Referee: Dan Gautreaux; Umpire: Ben Young; Linesman: Maia Chaka;  
Line judge: Tom Eaton; Back judge: Larry Neal; Field judge: Lark Jones;  
Side judge: Justin Larrew; Center judge: Kevin Randall;  
Temperature: 76°F • Wind: None • Weather: Partly Cloudy

### GAME 9

#### at Old Dominion 6 Charlotte 0

Nov. 4, 2017 - Norfolk, Va.

Six points allowed are fewest to an FBS foe

Anthony Butler records career-high 14 tackles

49ers extend streak to 19 drives without allowing a TD in regulation



The 49ers (1-8; 1-4) defense extended its string of drives in regulation without a TD to 19 and three halves of football, dating back to the UAB win when the 49ers rallied from a 17-0 third quarter deficit to win. Sophomore Anthony Butler led the 49ers with a career-high 14 tackles in his third career start. Butler was inserted into the starting lineup when all-time leading tackler Karrington King went down with injury in the second quarter at WKU.

ODU (3-6; 1-4) is the 49ers first FBS opponent to be held without a touchdown. The six points allowed are the fewest Charlotte has allowed to an FBS opponent in school history.

Charlotte's offense amassed 185 yards of offense through the first three quarters.

In the fourth quarter, the 49ers forced a missed 46-yard FGA, to give Charlotte a chance for game-winning drive. QB Hassan Klugh was injured on the first play of the next drive to bring back-up QB Brooks Barden into the game. Barden took Charlotte into ODU territory but the 49ers could not get closer and were forced to punt. After another defensive stop, Charlotte was called for roughing the punter to extend ODU's drive and force the 49ers to use their final timeouts. Charlotte got the ball back with 45 seconds left but was unable to pull off the winning drive. Barden's fourth-down pass for Workpeh Kofa fell incomplete to douse any chance for a dramatic comeback.

Klugh was 7-of-16 passing for 62 yards. Barden was 2-for-6 for 33 yards. Mark Quattlebaum led the 49ers with four catches for 46 yards. Benny LeMay had 68 rushing yards to lead the ground attack.

#### Game Honors:

**49:** Eugene German  
**Captains:** Tyriq Harris, Jeff Gemmell, Eugene German, RJ Tyler



#### Scoring Summary (Final) 2017 Charlotte Football

Charlotte vs Old Dominion (Nov 04, 2017 at Norfolk, Va.)



Charlotte (1-8,1-4) vs. Old Dominion (3-6,1-4)

Date: Nov 04, 2017 • Site: Norfolk, Va. • Stadium: S.B. Ballard  
Attendance: 20118

Score by Quarters	1	2	3	4	Total
Charlotte	0	0	0	0	0
Old Dominion	3	0	3	0	6

Qtr	Time	Scoring Play	V-H
1st	04:56	ODU - RICE, Nick 40 yd field goal, 15-55 8:05	0 - 3
3rd	05:03	ODU - RICE, Nick 30 yd field goal, 7-31 3:03	0 - 6

Kickoff time: 3:30 p.m. • End of Game: 6:19 PM • Total elapsed time: 2:49  
Officials: Referee: Justin Elliott; Umpire: Dongray Johnson; Linesman: Jerry Harris;  
Line judge: N. Theriot; Back judge: Chris Bynum; Field judge: Victor Sanchez;  
Side judge: LaShell Nelson; Center judge: James Jones;  
Temperature: 64 • Wind: NE 10 • Weather: CLOUDY

### GAME 10

#### Middle Tennessee 35 Charlotte 21

Nov. 11, 2017 - Charlotte, N.C.

QB Hasaan Klugh career-high 258 passing yards

WR Mark Quattlebaum career-high 94 receiving yards

Jeff Gemmell's third straight game with double-digit tackles



QB Hasaan Klugh threw for a career-high 258 yards, and Charlotte held Middle Tennessee (5-5; 3-3) to seven second-half points, but it was not enough to overcome a 21-point first-half deficit as the Blue Raiders scored a 35-21 victory over Charlotte (1-9; 1-5).

Equipped with a dangerous air attack, MT's burly RB Tavares Thomas proved the difference-maker. The converted linebacker rushed for a career-high 195 yards and two TDs as the Blue Raiders built a 28-7 lead at the break after scoring 28 straight points.

Charlotte scored first when RB Benny LeMay raced in from 16 yards out on the Niners' first possession.

Thomas scored his two first-quarter TDs after QB Brent Stockstill twice moved the Raiders into scoring position with a 40-yard pass to Ty Lee and a 47-yarder to CJ Windham. In the second quarter, Stockstill had a six-yard TD pass to Ty Watkins before finding Lee deep on a 63-yard TD pass following a missed 49ers FGA.

Charlotte scored to open the second half after Klugh found Mark Quattlebaum for a 52-yard completion to set up a three-yard TD catch, the first TD of Quattlebaum's career to make it 28-14.

In the fourth quarter, Klugh's fourth-down pass was intercepted and brought back to the Charlotte 44-yard line to set up the Raiders final TD -- Stockstill's third TD pass of the game from four yards out.

Klugh engineered a season-long 91-yard TD drive in 56 seconds - culminating in a 26-yard TD pass to Trent Bostick - to make it a two-score game, 35-21, with 2:59 to play.

Klugh was 18-of-30 for a career-best 258 yards and two TDs. Quattlebaum had a career-high 94 receiving yards and his first career TD. Bostick had 67 receiving yards and his 12th career TD. LeMay rushed for a game-high 57 yards and his first rushing TD.

After putting up 331 yards of offense in the first half, Charlotte held the Raiders to just 126 in the second half. LB Jeff Gemmell led Charlotte with 10 tackles (3rd straight game with double-digit tackles) while Anthony Butler had six with a sack and a pair of TFLs. LB Alex Highsmith tied a school record with four QB hurries.

#### Game Honors:

**#49:** Anthony Butler  
**Captains:** Eugene German, Mark Quattlebaum, Juwan Foggie, Zach Duncan



#### Scoring Summary (Final) 2017 Charlotte Football

Middle Tennessee vs Charlotte (Nov 11, 2017 at Charlotte, N.C.)



Middle Tennessee (5-5,3-3) vs. Charlotte (1-9,1-5)

Date: Nov 11, 2017 • Site: Charlotte, N.C. • Stadium: Jerry Richardson  
Attendance: 10937

Score by Quarters	1	2	3	4	Total
Middle Tennessee	14	14	0	7	35
Charlotte	7	0	7	7	21

Qtr	Time	Scoring Play	V-H
1st	11:28	CHA - LEMAY, Benny 16 yd run (MACAULEY, Nigel kick), 5-48 2:13	0 - 7
	04:25	MT - THOMAS, Tavares 2 yd run (ROOKER, Canon kick), 8-77 3:44	7 - 7
	00:41	MT - THOMAS, Tavares 4 yd run (ROOKER, Canon kick), 5-83 1:50	14 - 7
2nd	12:23	MT - WATKINS, Ty 6 yd pass from STOCKSTILL, B. (ROOKER, Canon kick), 9-60 1:47	21 - 7
	06:47	MT - LEE, Ty 63 yd pass from STOCKSTILL, B. (ROOKER, Canon kick), 4-80 1:09	28 - 7
3rd	12:05	CHA - QUATTLEBAUM, M. 3 yd pass from KLUGH, Hasaan (CORBETT, Kyle kick), 7-76 2:55	28 - 14
4th	07:17	MT - SMITH, Patrick 4 yd pass from STOCKSTILL, B. (ROOKER, Canon kick), 8-44 4:52	35 - 14
	02:59	CHA - BOSTICK, Trent 26 yd pass from KLUGH, Hasaan (CORBETT, Kyle kick), 6-91 0:56	35 - 21

Kickoff time: 2:05 PM • End of Game: 5:16 PM • Total elapsed time: 3:11  
Officials: Referee: Rodney Burnette; Umpire: Sheldon Davis; Linesman: Gerald Austin;  
Line judge: Joshua Fath; Back judge: Ivan Daniels; Field judge: Brandon Spencer;  
Side judge: Scott Gasaway; Center judge: Christopher Bur;  
Temperature: 45 F • Wind: 5MPH ESE • Weather: Sunny





#GOLDSTANDARD

#ROCKSOLID

#GOLDSTANDARD

#ROCKSOLID

## GAME 11

### at Southern Miss 66 Charlotte 21

Nov. 18, 2017 - Hattiesburg, Miss.

QB Hasaan Klugh records eighth rushing TD

KR Chris Montgomery surpasses 2,000 career yards

RB Benny LeMay scores rushing TD for the second straight game



Southern Miss rushed off to a 38-7 halftime lead en route to a 66-21 victory over Charlotte, Saturday at M.M. Roberts Stadium. That is the most points allowed by the 49ers this season.

The Golden Eagles used a balanced attack in the first half that included 141 passing yards and 133 rushing yards – and had a pair of interceptions returned for touchdowns to pull away from the 49ers. In the second half, the Golden Eagles hit on some big plays, including a 45-yard touchdown pass from Kwadra Griggs to Corey Robertson, an 80-yard TD run by Ito Smith and a 53-yard TD run by T-Rod Daniels to close the scoring. In all, USM put up 584 yards of total offense, including 363 in the run game and 221 in the passing attack.

Charlotte made three first-half stops inside the red zone to force field goals, but the two pick-sixes, both by Kelsey Douglas, and a pair of rushing TD's by Smith carried Southern Miss to the 31-point halftime lead, matching the 49ers' largest halftime deficit of the season. Smith added a third TD run in the third quarter, his 80-yard burst to match the record by a 49ers' opponent for rushing TDs in a game.

Charlotte got on the scoreboard in the second quarter after senior kick returner Chris Montgomery recorded a career-best 65-yard return. Quarterback Hasaan Klugh rushed for 20 yards and running back Benny LeMay completed the short drive with an 11-yard TD run – his second rushing touchdown in as many games.

Klugh's 10-yard touchdown run on fourth down completed a 10-play, 72-yard third quarter touchdown drive for the 49ers. The drive included a 26-yard run by Klugh and a 20-yard completion to TL Ford II to set up Klugh's team-high eighth rushing TD of the season to make it 52-14.

Klugh led the 49ers with 56 rushing yards and one TD. He passed for 96 yards, including the 19-yard strike to Ford, his 10th career touchdown. LB Jeff Gemmell led the 49ers with 13 tackles, his fourth straight game with double-digit tackles.

#### Game Honors:

#49:

Captains:

Nate Davis

Mark Quattlebaum, Nate Davis, Juwan Foggie, Tyler Fain



#### Scoring Summary (Final) 2017 Charlotte Football

Charlotte vs Southern Miss (Nov 18, 2017 at Hattiesburg, Miss.)



Charlotte (1-10,1-6) vs. Southern Miss (7-4,5-2)

Date: Nov 18, 2017 • Site: Hattiesburg, Miss. • Stadium: M.M. Roberts

Attendance: 20189

Score by Quarters	1	2	3	4	Total
Charlotte	0	7	7	7	21
Southern Miss	13	25	14	14	66

Qtr	Time	Scoring Play	V-H
1st	10:20	USM - SHAUNFIELD, P. 23 yd field goal, 11-54 3:22	0 - 3
	07:29	USM - DOUGLAS, Kelsey 52 yd interception return (SHAUNFIELD, P. kick)	0 - 10
	03:15	USM - SHAUNFIELD, P. 30 yd field goal, 7-40 2:06	0 - 13
2nd	12:00	USM - SMITH, Ito 1 yd run (SHAUNFIELD, P. kick), 10-65 3:30	0 - 20
	10:38	USM - DOUGLAS, Kelsey 48 yd interception return (SHAUNFIELD, P. kick)	0 - 27
	10:00	CHA - LEMAY, Benny 11 yd run (CORBETT, Kyle kick), 2-31 0:26	7 - 27
	03:34	USM - SMITH, Ito 3 yd run (ROBERTSON, K. pass from GRIGGS, Kwadra), 7-33 2:50	7 - 35
	00:00	USM - SHAUNFIELD, P. 21 yd field goal, 9-89 2:08	7 - 38
3rd	12:06	USM - ROBERTSON, K. 45 yd pass from GRIGGS, Kwadra (SHAUNFIELD, P. kick), 6-75 2:54	7 - 45
	08:48	USM - SMITH, Ito 80 yd run (SHAUNFIELD, P. kick), 1-80 0:14	7 - 52
	04:52	CHA - KLUGH, Hasaan 10 yd run (CORBETT, Kyle kick), 10-72 3:48	14 - 52
4th	08:43	USM - PARKS, Tez 2 yd run (SHAUNFIELD, P. kick), 10-84 6:51	14 - 59
	04:17	CHA - FORD II, T.L. 19 yd pass from KLUGH, Hasaan (CORBETT, Kyle kick), 8-52 4:19	21 - 59
	02:35	USM - DANIELS, T-Rod 53 yd run (SHAUNFIELD, P. kick), 3-65 1:42	21 - 66

Kickoff time: 2:06 pm • End of Game: 5:09 pm • Total elapsed time: 3:03

Officials: Referee: Ken Antee; Umpire: Chad Craig; Linesman: George Botsch; Line judge: Ronald Tubbs; Back judge: Sean Woodson; Field judge: Chris Cockrell; Side judge: Tony Meyer; Center judge: Bryan Baker; Temperature: 76 • Wind: SW 15mph • Weather: Cloudy 66% humidity

## GAME 12

### Florida Atlantic 31 at Charlotte 12

Nov. 25, 2017 - Charlotte, N.C.

S Ben DeLuca breaks single-season record with 5 FF

P Arthur Hart school-record 48.6 punt average

LB Jeff Gemmell finishes season 2nd all-time with 106 tackles.



Charlotte lost its final game, 31-12, to visiting FAU, on Senior Day. FAU stayed unbeaten in C-USA play by taking a 10-0 first-quarter lead and padding the lead to 24-6 by halftime. In the second half, the Owls' NCAA Top 10 scoring offense was held to seven points thanks to two forced fumbles and a pair of fourth-down stops.

FAU scored on its second possession after a 49ers' fake punt pass attempt fell incomplete. Devin "Motor" Singletary scored the first of his two rushing TDs from six yards out. FAU's Greg Joseph's 37-yard field goal made it 10-0 and the 49ers' own 45-yard field goal attempt drifted wide to keep it 10-0 after the first quarter.

In the second quarter, Owls' QB Jeff Driskell found Kamrin Solomon for a 20-yard touchdown. The 49ers answered with a six-play; 76-yard drive capped by QB Hasaan Klugh's 28-yard TD pass to Benny LeMay. Klugh's 10th TD pass of the year made it, 17-6.

Driskell connected with Willie Wright for a 41-yard backbreaker with 1:00 left to extend the Owl's lead to 24-6 at the half.

Singletary's second rushing TD opened the second half. Later in the third quarter, after S Ben DeLuca forced his second fumble of the game, Klugh's six-yard touchdown run made it 31-12.

Charlotte held FAU twice on downs, but failed to score its third TD of the game after an 11-play; 76-yard drive ended on an incomplete pass on fourth and three from the FAU four-yard line.

Charlotte had 255 yards of total offense, including 171 yards through the air. Klugh was 10-of-21 for 171 yards and one TD. Senior TL Ford II led the 49ers with 50 receiving yards. LeMay led the ground game with 45 rushing yards.

DeLuca led the 49ers with 16 tackles (fifth game in double-digits.) His five forced fumbles this year led C-USA and establish a new 49ers single-season record. Quinton Jordan had a career-high 15 tackles, including 2.0 TFL and LB Jeff Gemmell (13 tkl; 1.5 TFL) had his school-record sixth straight game. P Arthur Hart had a school-record 48.6 punting average, including two of 50+.

#### Game Honors:

#49:

Captains:

Markevis Davis

Markevis Davis, Jeff Gemmell  
TL Ford II, Eugene German



#### Scoring Summary (Final) 2017 Charlotte Football

Florida Atlantic vs Charlotte (Nov 25, 2017 at Charlotte, N.C.)



Florida Atlantic (9-3,8-0) vs. Charlotte (1-11,1-7)

Date: Nov 25, 2017 • Site: Charlotte, N.C. • Stadium: Jerry Richardson

Attendance: 8330

Score by Quarters	1	2	3	4	Total
Florida Atlantic	10	14	7	0	31
Charlotte	0	6	6	0	12

Qtr	Time	Scoring Play	V-H
1st	09:48	FAU - SINGLETARY, D 6 yd run (JOSEPH, Greg I kick), 6-46 2:14	7 - 0
	04:11	FAU - JOSEPH, Greg I 37 yd field goal, 5-37 2:08	10 - 0
2nd	08:48	FAU - SOLOMON, Kamrin 20 yd pass from DRISKEL, Jason (JOSEPH, Greg I kick), 10-59 3:29	17 - 0
	05:49	CHA - LEMAY, Benny 28 yd pass from KLUGH, Hasaan (CORBETT, Kyle kick failed), 6-76 2:59	17 - 6
	01:00	FAU - WRIGHT, Willie 41 yd pass from DRISKEL, Jason (JOSEPH, Greg I kick), 10-92 4:34	24 - 6
3rd	10:02	FAU - SINGLETARY, D 1 yd run (JOSEPH, Greg I kick), 8-69 2:36	31 - 6
	01:48	CHA - KLUGH, Hasaan 6 yd run (HART, Arthur rush fumbled), 4-22 1:26	31 - 12

Kickoff time: 2:06 PM • End of Game: 4:40 PM • Total elapsed time: 2:34

Officials: Referee: Justin Elliott; Umpire: Dongray Johnson; Linesman: Jerry Harris; Line judge: Nicholas Therio; Back judge: Chris Bynum; Field judge: Victor Sanchez; Side judge: LaShell Nelson; Center judge: Chris Snuggs; Temperature: 60 F • Wind: None • Weather: Partly Cloudy


**FOOTBALL**

2017 SEASON → Media Release (Final 2017 Season)

Contact: Russell Anderson → rdanderson@c-usa.org →

**STANDINGS**

East Division	W-L	Pct.	H	A	Div.	Pts.	Opp.	W-L	Pct.	H	A	Pts	Opp.
x- Florida Atlantic	8-0	1.000	4-0	4-0	6-0	368	191	11-3	.786	7-1	4-2	568	318
FIU	5-3	.625	3-1	2-2	3-3	210	216	8-5	.615	5-1	3-4	333	370
Marshall	4-4	.500	2-2	2-2	4-2	206	147	8-5	.615	4-2	4-3	347	259
WKU	4-4	.500	2-2	2-2	3-3	226	233	6-7	.462	4-2	2-5	331	349
Middle Tennessee	4-4	.500	3-1	1-3	3-3	234	193	7-6	.538	4-2	3-4	332	321
Old Dominion	3-5	.375	2-2	1-3	2-4	177	265	5-7	.417	3-3	2-4	248	380
Charlotte	1-7	.125	1-3	0-4	0-6	125	251	1-11	.083	1-5	0-6	170	393
West Division	W-L	Pct.	H	A	Div.	Pts.	Opp.	W-L	Pct.	H	A	Pts	Opp.
y- North Texas	7-1	.875	4-0	3-1	6-0	293	251	9-5	.643	6-0	3-5	497	490
UAB	6-2	.750	4-0	2-2	5-1	249	175	8-5	.615	6-0	2-5	361	333
Southern Miss	6-2	.750	2-2	4-0	4-2	266	211	8-5	.615	3-3	5-2	379	318
Louisiana Tech	4-4	.500	1-3	2-2	3-3	222	206	7-6	.538	3-4	4-2	396	330
UTSA	3-5	.375	2-2	1-3	2-4	147	146	6-5	.545	3-2	3-3	259	187
Rice	1-7	.125	0-4	1-3	1-5	163	238	1-11	.083	0-5	1-6	195	429
UTEP	0-8	.000	0-4	0-4	0-6	83	246	0-12	.000	0-5	0-7	141	441

x - Conference Champion y - Division Champion

**BOWL SCHEDULE**
**R+L CARRIERS NEW ORLEANS BOWL**

(New Orleans, La.)

Saturday, December 16

Troy 50, North Texas 30

**AUTO NATION CURE BOWL** (Orlando, Florida)

Saturday, December 16

Georgia State 27, WKU 17

**GILDAN NEW MEXICO BOWL** (Albuquerque, NM)

Saturday, December 16

Marshall 31, Colorado State 28

**RAYCOM CAMELLIA BOWL** (Montgomery, Ala.)

Saturday, December 16

Middle Tennessee 35, Arkansas State 30

**CHERIBUNDI TART CHERRY BOCA RATON BOWL** (Boca Raton, Fla.)

Tuesday, December 19

Florida Atlantic 50, Akron 3

**FRISCO BOWL** (Frisco, Texas)

Wednesday, December 20

Louisiana Tech 51, SMU 10

**BAD BOY MOWERS GASPARILLA BOWL**

(St. Petersburg, Fla.)

Thursday, December 21

Temple 28, FIU 3

**BAHAMAS BOWL** (Nassau, Bahamas)

Friday, December 22

Ohio 41, UAB 6

**WALK-ON'S INDEPENDENCE BOWL**

(Shreveport, Louisiana)

Wednesday, December 27

Florida State 42, Southern Miss 13

**C-USA CHAMPIONSHIP GAME**
**Dynacraft C-USA Football Championship**
**Florida Atlantic 41, North Texas 17**

MVP: Kalib Woods, WR, Florida Atlantic


**C-USA AWARDS**
**COACH OF THE YEAR**

Bill Clark - UAB

**MOST VALUABLE PLAYER**

Devin Singletary - RB - Florida Atlantic

**OFFENSIVE PLAYER OF THE YEAR**

Mason Fine - QB - North Texas

**DEFENSIVE PLAYER OF THE YEAR**

Marcus Davenport- DE - UTSA

**SPECIAL TEAMS PLAYER OF THE YEAR**

Isaiah Harper - KR - Old Dominion

**NEWCOMERS OF THE YEAR**

Teddy Veal - WR - LA Tech

Jalen Guyton - WR - North Texas

**FRESHMAN OF THE YEAR**

Spencer Brown - RB - UAB





## THE OPPONENTS





**#GOLDSTANDARD**
**#ROCKSOLID**
**#GOLDSTANDARD**
**#ROCKSOLID**

**Formed: April 24, 1995**

(Charter members: Charlotte, Cincinnati, DePaul, Houston, Louisville, Marquette, Memphis, Saint Louis, Southern Miss, Tulane, UAB, USF)

**Commissioner:**

Judy McLeod

**Location:**

Irving, Texas

**C-USA Sponsored Sports:**

Baseball\*

Men's basketball\*

Women's basketball\*

Men's cross country\*

Women's cross country\*

Football\*

Men's golf\*

Women's golf\*

Men's indoor track and field\*

Women's indoor track and field\*

Men's soccer\*

Women's soccer\*

Softball\*

Women's swimming and diving

Men's tennis\*

Women's tennis\*

Men's outdoor track and field\*

Women's outdoor track and field\*

Volleyball\*

\* - Charlotte 49ers sponsored sports

**ADDITIONAL INFORMATION**
**FOOTBALL DIVISIONS**

**C-USA East:** Charlotte, Florida Atlantic, FIU, Marshall, Middle Tennessee, Old Dominion, and WKU

**C-USA West:** Louisiana Tech, North Texas, Rice, Southern Miss, UAB, UTEP, and UTSA.

**BOWL TIE-INS:**

Dec. 15: R&L Carriers New Orleans Bowl  
New Mexico Bowl

Dec. 18: Cheribundi Tart Cherry  
Boca Raton Bowl

Dec. 20: Bad Boy Mowers  
Gasparillo Bowl\*

Dec. 21: Bahamas Bowl

Dec. 22: Hawai'i Bowl

Dec. 26: Zaxby's Heart of Dallas Bowl\*

\* C-USA will participate in either the Gasparillo Bowl or the Heart of Dallas Bowl

**Secondary:**

Dec. 27: Walk-Ons Independence Bowl

Dec. 19: Frisco Bowl

**C-USA CHAMPIONSHIP GAME:**

Saturday, Dec. 1

# CONFERENCE USA



Charlotte  
49ers  
Charlotte, N.C.



Florida Atlantic  
Owls  
Boca Raton, Fla.



FIU  
Panthers  
Miami, Fla.



Louisiana Tech  
Bulldogs/Lady Techsters  
Ruston, La.



Marshall  
Thundering Herd  
Huntington, W.Va.



Middle Tennessee  
Blue Raiders  
Murfreesboro, Tenn.



North Texas  
Mean Green  
Denton, Texas



Old Dominion  
Monarchs  
Norfolk, Va.



Rice  
Owls  
Houston, Texas



Southern Miss  
Golden Eagles  
Hattiesburg, Miss.



UAB  
Blazers  
Birmingham, Ala.



UTEP  
Miners  
El Paso, Texas



UTSA  
Roadrunners  
San Antonio, Texas



WKU  
Hilltoppers  
Bowling Green, Ky.





# CONFERENCE USA

Conference USA begins its 24th year in 2018-19 as it continues to compete and promote the success of its student-athletes. The league has adapted to the ever-changing landscape of collegiate athletics over nearly a quarter of a century, but the commitment to excellence, integrity, leadership and its student-athletes in competition, academics and community is unwavering.

Conference USA enjoys a far-reaching fan base with its 14 members: Charlotte, FIU, Florida Atlantic, Louisiana Tech, Marshall, Middle Tennessee, North Texas, Old Dominion, Rice, Southern Miss, UAB, UTEP, UTSA and WKU.

Debuting in 1995, Conference USA teams have combined for 109 bowl appearances in football, 108 NCAA Tournament appearances in basketball, including three Final Fours, 71 NCAA baseball appearances including six College World Series berths, 93 NCAA soccer tournament appearances including four trips to the College Cup, and 39 individual national champions in track and field and cross country.

Success is not limited to athletic achievement, however, as 231 Conference USA student-athletes have garnered Academic All-America honors, 775 have achieved academic all-district laurels and thousands of student-athletes have earned a college degree. Conference USA sponsors competition in 19 sports – nine for men (baseball, basketball, cross country, football, golf, soccer, tennis, and indoor and outdoor track and field) and 10 for women (basketball, cross country, golf, soccer, softball, swimming and diving, tennis, indoor and outdoor track and field, and volleyball).

The league promotes the scholar-athlete ideal, honoring outstanding academic achievement with numerous conference-sponsored awards, including the Commissioner's Honor Roll and the Commissioner's Academic Medal as well as sport-specific All-Academic teams.

C-USA annually awards postgraduate scholarships, along with the Sport Academic Awards, Scholar-Athletes of the Year and the Institutional Academic Excellence Award. Additionally, Conference USA presents a Spirit of Service Award three times each year, recognizing student-athletes who excel on the field, in the classroom and give back to the community through significant service efforts and participation.

## C-USA ON TV

C-USA enjoys significant television exposure through partnerships with CBS Sports Network, Stadium, beIN SPORTS and ESPN. The multi-tiered selection process that is rooted in partnering with all four networks provides extensive national exposure for football, men's and women's basketball, and all other conference sports.

## A PROUD HISTORY

Conference USA was formed in 1995 and quickly emerged as one of the nation's top conferences. The conference unveiled its name, logo and commissioner April 24, 1995, in Chicago. The league's charter members were Charlotte, Cincinnati, DePaul, Houston, Louisville, Marquette, Memphis, Saint Louis, Southern Miss, Tulane, UAB and USF. Eleven of the institutions began athletic participation in 1995, while Houston joined competition in the fall of 1996. In October 2015, Judy MacLeod became the league's third Commissioner. Britton Banowsky was named Commissioner in October 2002, succeeding Mike Slive, the league's first Commissioner.

## C-USA SUCCESS

Conference USA performers have achieved great success in competition, placing the league among the top conferences in the nation.

### Football

- 109 teams have earned bowl bids
- Eligible for the College Football Playoff
- Conference USA has nine bowl affiliations through the 2019 season, securing a minimum of six berths annually.

### Men's Basketball

- 131 postseason teams (55 NCAA, 50 NIT, 13 CBI, 11 CIT, 2 LV16)
- One National Championship title game appearance
- Three Final Four teams
- Seven Elite Eight NCAA Tournament teams
- One NIT Champion and five NIT semifinalists
- 2 CBI Champions
- One CIT Champion
- Inaugural Las Vegas 16 Champion

### Women's Basketball

- 53 NCAA Tournament appearances
- 63 WNIT appearances
- One Sweet 16 NCAA Tournament team
- Three WNIT semifinalists
- Two WBI Champions

### Baseball

- 71 NCAA appearances
- Six College World Series appearances (2009, 2008, 2007, 2006, 2005 and 2001)
- 14 Super Regional appearances
- Has produced at least four NCAA teams in 10 of the past 15 seasons

In addition to the numerous NCAA Tournament berths, C-USA has sent four men's soccer teams to the NCAA College Cup, three softball teams to the Women's College World Series and three volleyball teams to the NCAA Sweet 16. The league has also had 39 national champions in NCAA track and field competition, one national champion in diving, and numerous NCAA individual and team competitors in cross country, golf, swimming, tennis, and track and field. Overall, Conference USA teams and individuals have made more than 2,000 NCAA appearances.

# C-USA BOWL TIES



**New Mexico Bowl**  
Date: Dec. 15 (Albuquerque, N.M.)  
Opponent: Mountain West  
Time: 2 pm EST



**R+L Carriers New Orleans Bowl**  
Date: Dec. 15 (New Orleans, La.)  
Opponent: Sun Belt  
Time: 9 pm EST



**Cheribundi Tart Cherry Boca Raton Bowl**  
Date: Dec. 18 (Boca Raton, Fla.)  
Opponent: MAC  
Time: 7 pm EST



**Frisco Bowl**  
(secondary)  
Date: Dec. 19 (Frisco, Texas)  
Opponent: American  
Time: 8 pm EST



**\*Bad Boy Mowers Gasparilla Bowl**  
Date: Dec. 20 (St. Petersburg, Fla.)  
Opponent: American or ACC  
Time: 8 pm EST



**Bahamas Bowl**  
Date: Dec. 21 (Nassau, Bahamas)  
Opponent: MAC  
Time: 12:30 am EST



**Hawai'i Bowl**  
Date: Dec. 22 (Honolulu, Hawai'i)  
Opponent: Mountain West  
Time: 10:30 pm EST



**\*Zaxby's Heart of Dallas Bowl**  
Date: Dec. 26 (Dallas, Texas)  
Opponent: Big 10 selection  
Time: 1:30 pm EST



**Walk-On's Independence Bowl**  
(secondary)  
Date: Dec. 27 (Shreveport, La.)  
Opponent: ACC or SEC selection  
Time: 2:30 pm EST

\*C-USA will participate in either the Gasparilla Bowl or Heart of Dallas Bowl.

## C-USA BOWL INFO

Conference USA will have nine bowl affiliations through the 2019 season, securing a minimum of six berths annually and offering fans a number of great destinations across America and beyond.

Conference USA has agreements with two bowls in the state of Florida: the Bad Boy Mowers Gasparilla Bowl (Tampa Bay, Fla.) and the Cheribundi Tart Cherry Boca Raton Bowl, along with an agreement with the Bahamas Bowl near the coast of the Sunshine State. C-USA maintains longtime relationships with the Zaxby's Heart of Dallas Bowl and the R+L Carriers New Orleans Bowl in the central region as well as the New Mexico Bowl in the southwest and the Hawai'i Bowl in the far West.

Conference USA has secondary agreements with two bowls also located right within the league's footprint, giving teams the opportunities to participate in the Frisco Bowl in Frisco, Texas and the Walk-On's Independence Bowl in Shreveport, La.

In these bowls, Conference USA will have the opportunity to face opponents from the American Athletic, Big Ten, Mid-American, Mountain West and Sun Belt Conferences.

### C-USA 2018 BOWL SYNOPSIS

Conference USA has secured guaranteed commitments for six bowl spots for the 2018 season, as well as maintaining two secondary agreements. The Bahamas, Cheribundi Tart Cherry Boca Raton, Hawai'i, New Mexico, and R+L Carriers New Orleans bowls are joined by a spot in either the Bad Boy Mowers Gasparilla (Tampa Bay) and Zaxby's Heart of Dallas Bowls as the primary agreements. The Frisco Bowl in Frisco, Texas and the Walk-On's Independence Bowl in Shreveport, La., (should the ACC or SEC not be able to provide a bowl-eligible team) serve as secondary bowls.

There is no set selection order among C-USA's bowl partners.

Per conference regulations, all teams with seven or more wins shall be placed into conference bowls prior to any other bowl eligible teams without a winning record (i.e. 6-6 record).

As a member of the College Football Playoff, Conference USA will be a part of one of the CFP bowls if it produces the highest rated champion from among the American Athletic, C-USA, Mid-American, Mountain West and Sun Belt Conferences.



# GM1 FORDHAM

Sat.; Sept. 1 - 6:00 p.m.  
Jerry Richardson Stadium (15,314)  
TV: ESPN+  
Radio: 730 The Game



## General Info

Location: Bronx, NY  
Enrollment: 15,582  
Nickname: Rams  
Colors: Maroon  
Conference: Patriot League  
Stadium: Coffey Field (7,000)  
Chancellor: Joseph Michael McShane  
Athletics Director: David Roach  
Website: [www.fordhamsports.com](http://www.fordhamsports.com)

## Team Info

Head Coach: ..... Joe Conlin (Pittsburgh, '02)  
Record at School (Yrs.): ..... 0-0 (0)  
Overall Record (Yrs.): ..... 0-0 (0)  
Offensive Coordinator: ..... Michael Burchett  
Defensive Coordinator: ..... Paul Rice  
2017 Record: ..... 4-7 (PL: 3-3/5th)  
Off. Starters R/L: ..... 6/5  
Def. Starters R/L: ..... 6/5

## Media Relations

FB Contact: ..... Joe Dibari  
Office Phone: ..... 718-817-4240  
Email: ..... [dibari@fordham.edu](mailto:dibari@fordham.edu)

## 2018 Schedule

<b>September</b>	<b>1</b>	<b>at Charlotte</b>
	<b>8</b>	<b>at Richmond</b>
	<b>15</b>	<b>Stony Brook</b>
	<b>22</b>	<b>Central Conn.</b>
<b>October</b>	<b>6</b>	<b>Georgetown*</b>
	<b>13</b>	<b>at Lehigh*</b>
	<b>20</b>	<b>Bryant</b>
	<b>27</b>	<b>Lafayette College*</b>
<b>November</b>	<b>3</b>	<b>Colgate University*</b>
	<b>10</b>	<b>at Holy Cross*</b>
	<b>17</b>	<b>at Bucknell*</b>



**Notes:** Joe Conlin was named head coach, Dec. 22, 2017, for his first head coaching job. Charlotte is undefeated in home openers (4-0). Fordham is 44-18 over the past 5 years, seventh most of any FCS program. Football alums include Vince Lombardi.

# GM2 APP STATE

Sat.; Sept. 8 - 6:00 pm  
Jerry Richardson Stadium (15,314)  
TV: ESPN+  
Radio: 730 The Game



## General Info

Location: Manhattan, Kans.  
Location: Boone, NC  
Enrollment: 18,811  
Nickname: Mountaineers  
Colors: Black and Gold  
Conference: Sun Belt  
Stadium: Kidd Brewer Stadium (21,650)  
Chancellor: Dr. Cheri Everts  
Athletic Director: Doug Gillin  
Website: [www.appstatesports.com](http://www.appstatesports.com)

## Team Info

Head Coach: ..... Scott Satterfield (Appalachian State, '96)  
Record at School (Yrs.): ..... 41-22 (5)  
Overall Record (Yrs.): ..... 41-22 (5)  
Offensive Coordinators: ..... Shawn Clark (Run)  
..... Frank Ponce (Pass)  
Defensive Coordinator: ..... Bryan Brown  
2017 Record: ..... 9-4 (PL: 7-1/1st)  
Dollar General Bowl: W, 34-0 vs. Toledo  
Returning letterwinners: ..... 58/25  
Off. Starters R/L: ..... 6/5  
Def. Starters R/L: ..... 5/6

## Media Relations

FB Contact: ..... Joey Jones  
Office Phone: ..... 828-964-7183  
Cell Phone: .....  
Email: ..... [jonesj7@appstate.edu](mailto:jonesj7@appstate.edu)

## 2018 Schedule

<b>September</b>	<b>1</b>	<b>at Penn State</b>
	<b>8</b>	<b>at Charlotte</b>
	<b>15</b>	<b>Southern Miss</b>
	<b>22</b>	<b>Gardner Webb</b>
	<b>29</b>	<b>South Alabama*</b>
<b>October</b>	<b>9</b>	<b>at Arkansas State*</b>
	<b>20</b>	<b>Louisiana*</b>
	<b>25</b>	<b>at Georgia Southern*</b>
<b>November</b>	<b>3</b>	<b>at Coastal Carolina*</b>
	<b>10</b>	<b>at Texas State*</b>
	<b>17</b>	<b>Georgia State*</b>
	<b>24</b>	<b>Troy*</b>



**Notes:** First meeting with Appalachian State. App State defeated Toledo 34-0 in the 2017 Dollar General Bowl. Have made three consecutive bowl appearances. Had a share of the conference championship over the past 2 seasons.

# GM3 OLD DOMINION

Sat.; Sept. 15 - 6:00 pm  
McColl-Richardson Field  
Jerry Richardson Stadium (15,314)  
TV: ESPN3 Radio: 730 The Game



## General Info

Location: Norfolk, VA  
Enrollment: 24,375  
Nickname: Monarchs  
Colors: Blue and Silver  
Conference: Conference USA  
Stadium: Foreman Field at S.B. Ballard Stadium (19,818)  
Chancellor: John R. Broderick  
Athletic Director: Dr. Camden Wood Selig  
Website: [www.odusports.com](http://www.odusports.com)

## Team Info

Head Coach: .....Bobby Wilder (Maine, '87)  
Record at School (Yrs.): ..... 72-37 (9)  
Overall Record (Yrs.): ..... 72-37 (9)  
Offensive Coordinator: ..... Brian Scott  
Defensive Coordinator: ..... Rich Nagy  
2017 Record: ..... 5-7 (C-USA: 3-5)  
Returning letterwinners: ..... 46/13  
Off. Starters R/L: ..... 9/2  
Def. Starters R/L: ..... 7/4

## Media Relations

FB Contact: ..... Eric Bohannon  
Office Phone: ..... 757-683-3374  
Email: ..... [ebohanno@odu.edu](mailto:ebohanno@odu.edu)

## 2018 Schedule

September	1	at Liberty
	8	FIU*
	15	at Charlotte*
October	22	Virginia Tech
	29	at East Carolina
	6	at Florida Atlantic*
	13	Marshall*
	20	at WKU*
November	27	Middle Tennessee*
	10	North Texas*
	17	VMI
	24	at Rice*
December	1	C-USA Championship



**Notes:** Charlotte is 0-3 all-time vs Old Dominion. 2 out of the 3 meetings have been decided by a touchdown or less (6-0 in 2017, 37-34 in 2015). The Monarchs return 18 starters.

# GM4 @Massachusetts

Sat.; Sept. 22 - TBA  
Amherst, Mass.  
McGuirk Alumni Stadium (17,000)  
TV: TBA Radio: 730 The Game



## General Info

Location: Amherst, Mass.  
Enrollment: 21,734  
Nickname: Minutemen  
Colors: Maroon, White, Black  
Conference: Independent  
Stadium: Warren P. McGuirk Alumni Stadium (17,000)  
Chancellor: Kumble R. Subbaswamy  
Athletic Director: Ryan Bamford  
Website: [www.umassathletics.com](http://www.umassathletics.com)

## Team Info

Head Coach: ..... Mark Whipple (Brown, '79)  
Record at School (Yrs.): ..... 61-62 (11)  
Overall Record (Yrs.): ..... 133-93 (21)  
Offensive Coordinator: ..... Mark Whipple  
Defensive Coordinator: ..... Ed Pinkham  
2017 Record: ..... 4-8  
Returning letterwinners: ..... 42/24  
Off. Starters R/L: ..... 9/2  
Def. Starters R/L: ..... 6/5

## Media Relations

FB Contact: ..... Cody Lahl  
Office Phone: ..... 845-750-4225  
Email: ..... [clahl@admin.umass.edu](mailto:clahl@admin.umass.edu)

## 2018 Schedule

August	25	Duquesne
September	1	at Boston College
	8	at Georgia Southern
	15	at FIU
	22	Charlotte
October	29	at Ohio
	6	at USF
	20	Coastal Carolina
	27	at UCONN
November	3	Liberty
	10	BYU
	17	at Georgia



**NOTES:** HC Mark Whipple served as Pittsburgh Steelers QB coach from 2004-06, working with Ben Roethlisberger. UMass played two SEC teams last season and lost by a total of 15 points (17-13 at Tennessee; 34-23 at Mississippi State). Also won 16-10 at BYU.



**#GOLDSTANDARD**
**#ROCKSOLID**
**#GOLDSTANDARD**
**#ROCKSOLID**

# GM5 @UAB

Sat.; Sept. 29 - TBA

Birmingham, Ala.

Legion Field (72,000)

TV: ESPN3 Radio: 730 The Game



## General Info

Location: Miami, Fla.

Location: Birmingham, Ala.

Enrollment: 20,902

Nickname: Blazers

Colors: Green, White, Gold

Conference: Conference USA

Stadium: Legion Field (72,000)

Chancellor: C. Ray Hayes

Athletic Director: Mark Ingram

Website: www.uabsports.com

## Team Info

Head Coach: ..... Bill Clark (Jacksonville St., '90)

Record at School (Yrs.): ..... 14-11 (2)

Overall Record (Yrs.): ..... 25-15 (3)

Offensive Coordinator: ..... Bryant Vincent

Defensive Coordinator: ..... David Reeves

2017 Record: ..... 8-5 (C-USA: 6-2)

Bahamas Bowl: L, 40-6 vs. Ohio

Off. Starters R/L: ..... 10/1

Def. Starters R/L: ..... 8/3

## Media Relations

FB Contact: ..... Ted Feeley

Office Phone: ..... 205-934-0730

Email: ..... tfeeley@uab.edu

## 2018 Schedule

<b>August</b>	30	Savannah State
	8	at Coastal Carolina
	15	Tulane
<b>October</b>	29	Charlotte*
	6	at Louisiana Tech*
	13	at Rice*
	20	North Texas*
	27	at UTEP*
<b>November</b>	3	UTSA*
	10	Southern Miss*
	17	at Texas A&M
	24	at Middle Tennessee*
<b>December</b>	1	C-USA Championship



**Notes:** 1-0 vs UAB. Charlotte's lone win of 2017 came against the Blazers on Homecoming Weekend (25-24 OT). Head Coach Bill Clark named Conference USA Coach of the Year in 2017, as well as CBS Sports National Coach of the Year.

# GM6 WKU

Sat.; Oct. 13 - 3:30 pm

McColl-Richardson Field

Jerry Richardson Stadium (15,314)

TV: ESPN+ Radio: 730 The Game



## General Info

Location: Bowling Green, Ky.

Enrollment: 20,171

Nickname: Hilltoppers

Colors: Red and Gray

Conference: Conference USA

Stadium: Houchens Industries-L.T. Smith Stadium (22,113)

Chancellor: Dr. Timothy C. Caboni

Athletic Director: Todd Stewart

Website: www.wkusports.com

## Team Info

Head Coach: ..... Mike Sanford (Boise St., '05)

Record at School (Yrs.): ..... 6-7 (1)

Overall Record (Yrs.): ..... 6-7 (1)

Offensive Coordinator: ..... Junior Adams

Defensive Coordinator: ..... Clayton White

2017 Record: ..... 6-7 (C-USA: 4-4)

Autonation Cure Bowl: L, 27-17 vs. Georgia State

Returning letterwinners: ..... 49/24

Off. Starters R/L: ..... 4/7

Def. Starters R/L: ..... 7/4

## Media Relations

FB Contact: ..... Kyle Neaves

Office Phone: ..... 270-745-3756

Email: ..... kyle.neaves@wku.edu

## 2018 Schedule

<b>August</b>	31	at Wisconsin
	8	Maine
	15	at Louisville
<b>September</b>	22	at Ball State
	29	Marshall*
	13	at Charlotte*
	20	Old Dominion*
<b>October</b>	27	FIU*
	2	at Middle Tennessee*
	10	at Florida Atlantic*
	17	at UTEP*
<b>November</b>	24	at Louisiana Tech*
	1	C-USA Championship



**Notes:** 0-1 all-time vs WKU. Lost 14-45 to the Hilltoppers last season. Four consecutive bowl game appearances. Mike Sanford is in his second year as head coach, and previously was Notre Dame's offensive coordinator in 2015-2016.

**#GOLDSTANDARD**
**#ROCKSOLID**
**#GOLDSTANDARD**
**#ROCKSOLID**

# GM7 @Middle Tennessee

Sat.; Oct. 20 - 3:00 pm

Murfreesboro, Tenn.

Johnny "Red" Floyd Stadium (30,788)

TV: ESPN3 Radio: 730 The Game



## General Info

Location: Murfreesboro, TN.

Enrollment: 21,791

Nickname: Blue Raiders

Colors: Royal Blue and White

Conference: Conference USA

Stadium: Johnny "Red" Floyd Stadium (30,788)

Chancellor: Dr. Sidney A. McPhee

Athletic Director: Chris Massaro

Website: www.goblueraiders.com

## Team Info

Head Coach: ..... Rick Stockstill (Florida St., '82)

Record at School (Yrs.): ..... 79-72 (13)

Overall Record (Yrs.): ..... 79-72 (13)

Offensive Coordinator: ..... Tony Franklin

Defensive Coordinator: ..... Scott Shafer

2017 Record: ..... 7-6 (C-USA: 4-4)

Raycom Media Camellia Bowl W, 35-30 vs. Arkansas State

Returning letterwinners: ..... 46/15

Off. Starters R/L: ..... 8/3

Def. Starters R/L: ..... 7/4

## Media Relations

FB Contact: ..... Mark Owens

Office Phone: ..... 615-898-5057

Email: ..... owens@goblueraiders.com

## 2018 Schedule

<b>September</b>	1	at Vanderbilt
	8	UT Martin
	15	at Georgia
	29	Florida Atlantic*
<b>October</b>	5	at Marshall*
	13	at FIU*
	20	<b>Charlotte*</b>
	27	Old Dominion*
<b>November</b>	2	WKU*
	10	at UTEP*
	17	at Kentucky
	24	UAB*
<b>December</b>	1	C-USA Championship



**Notes:** Charlotte is 0-3 all-time vs Middle Tennessee. Have made three consecutive bowl game appearances. Head Coach Rick Stockstill coaches his son, Brent Stockstill, who is the quarterback for the Blue Raiders.

# GM8 SOUTHERN MISS

Sat.; Oct. 27 - 2:00 pm

McColl-Richardson Field

Jerry Richardson Stadium (15,314)

TV: ESPN3 Radio: 730 The Game



## General Info

Location: Hattiesburg, MS.

Enrollment: 14,478

Nickname: Golden Eagles

Colors: Black and Gold

Conference: Conference USA

Stadium: M.M. Roberts Stadium (36,000)

Chancellor: Rodney D. Bennett

Athletic Director: Jon Gilbert

Website: www.southernmiss.com

## Team Info

Head Coach: ..... Jay Hopson (Ole Miss, '92)

Record at School (Yrs.): ..... 15-11 (2)

Overall Record (Yrs.): ..... 47-28 (5)

Offensive Coordinator: ..... Shannon Dawson

Defensive Coordinator: ..... Tim Billings

2017 Record: ..... 8-5 (C-USA: 6-2)

Independence Bowl: L, 42-13 vs. Florida State

Off. Starters R/L: ..... 5/6

Def. Starters R/L: ..... 4/7

## Media Relations

FB Contact: ..... Jack Duggan

Office Phone: ..... 601-266-5947

Email: ..... jack.duggan@usm.edu

## 2018 Schedule

<b>September</b>	1	Jackson State
	8	ULM
	15	at App State
	22	Rice*
<b>October</b>	29	at Auburn
	13	at North Texas*
	20	UTSA*
	27	<b>at Charlotte*</b>
<b>November</b>	3	Marshall*
	10	at UAB*
	17	Louisiana Tech*
	24	at UTEP*
<b>December</b>	1	C-USA Championship



**Notes:** Charlotte is 1-2 all-time vs Southern Miss. The Golden Eagles have made three consecutive bowl game appearances. The Golden Eagles were 5-1 on the road last season. Three Southern Miss players were taken in the 2018 NFL Draft.



**#GOLDSTANDARD**
**#ROCKSOLID**
**#GOLDSTANDARD**
**#ROCKSOLID**

# GM9 @Tennessee

Sat.; Nov. 3 - TBA

Knoxville, Tenn.

Neyland Stadium (100,000)

TV: TBA Radio: 730 The Game

## General Info

Location: Knoxville, TN.

Enrollment: 28,321

Nickname: Volunteers

Colors: Orange and White

Conference: Southeastern

Stadium: Neyland Stadium (100,000)

Chancellor: Wayne T. Davis (Interim)

Athletic Director: Phillip Fulmer

Website: www.utsports.com

## Team Info

Head Coach: ..... Jeremy Pruitt (West Alabama., '99)

Record at School (Yrs.): ..... 0-0(0)

Overall Record (Yrs.): ..... 0-0 (0)

Offensive Coordinator: ..... Tyson Helton

Defensive Coordinator: ..... Kevin Sherrer

2017 Record: ..... 4-8 (SEC: 0-8)

## Media Relations

FB Contact: ..... Zach Stipe

Office Phone: ..... (865) 974-4167

Email: ..... zstipe@tennessee.edu

## 2018 Schedule

September	1	West Virginia
	8	ETSU
	15	UTEP
	22	Florida*
October	29	at Georgia*
	13	at Auburn*
	20	Alabama*
	27	at South Carolina*
November	3	Charlotte
	10	Kentucky*
	17	at Missouri*
	24	Vanderbilt*



**Notes:** First meeting. Jeremy Pruitt is in his first year as head coach at any level. Pruitt was Defensive Coordinator at Alabama (2016-17), Georgia (2014-15) and Florida State (2013). Tennessee has six National Titles to its name, the most recent one coming in 1998.

# GM10 @Marshall

Sat.; Nov. 10 - 2:30 pm

Huntington, W.Va.

Joan C. Edwards Stadium (38,016)

TV: ESPN+ Radio: 730 The Game

## General Info

Location: Huntington, W.Va.

Enrollment: 13,654

Nickname: Thundering Herd

Colors: Kelly green and White

Conference: Conference USA

Stadium: Joan C. Edwards Stadium (38,016)

Chancellor: Dr. Jerome A. Gilbert

Athletic Director: Mike Hamrick

Website: www.herdzone.com

## Team Info

Head Coach: ..... Doc Holliday (West Virginia., '79)

Record at School (Yrs.): ..... 61-42 (6)

Overall Record (Yrs.): ..... 61-42 (6)

Offensive Coordinator: ..... Tim Cramsey

Defensive Coordinator: ..... Adam Fuller

2017 Record: ..... 8-5 (C-USA: 4-4)

New Mexico Bowl: W, 31-28 vs. Colorado State

Returning letterwinners: ..... 52/20

Off. Starters R/L: ..... 9/2

Def. Starters R/L: ..... 8/3

## Media Relations

FB Contact: ..... Jason Corriher

Office Phone: ..... (304) 696-4660

Email: ..... corriher@marshall.edu

## 2018 Schedule

September	1	at Miami (Ohio)
	8	Eastern Kentucky
	15	at South Carolina
	22	NC State
October	29	at WKU*
	5	at Middle Tennessee*
	13	Old Dominion*
	20	at Florida Atlantic*
November	3	at Southern Miss*
	10	Charlotte*
	17	UTSA*
	24	at FIU*
December	1	C-USA Championship



**Notes:** 1-2 all-time vs Marshall. In seven seasons, Doc Holliday is undefeated in bowl games (5-0). From 2013-15, the Thundering Herd experienced three consecutive 10+-win seasons for an overall record of 33-8.

**#GOLDSTANDARD**
**#ROCKSOLID**
**#GOLDSTANDARD**
**#ROCKSOLID**

# GM11 FIU

Sat.; Nov. 17 - 2:00 pm  
McColl-Richardson Field  
Jerry Richardson Stadium (15,314)  
TV: ESPN3 Radio: 730 The Game



## General Info

Location: Miami, FL.  
Enrollment: 45,813  
Nickname: Panthers  
Colors: Blue and Gold  
Conference: Conference USA  
Stadium: Riccardo Silva Stadium (20,000)  
Chancellor: Mark B. Rosenburg  
Athletic Director: Pete Garcia  
Website: www.fiusports.com

## Team Info

Head Coach: ..... Butch Davis (Arkansas, '74)  
Record at School (Yrs.): ..... 8-5(1)  
Overall Record (Yrs.): ..... 87-48 (11)  
Offensive Coordinator: ..... Rich Skrosky  
Defensive Coordinator: ..... Brent Guy  
2017 Record: ..... 8-5 (C-USA: 5-3)  
Bad Boy Mowers Gasparilla Bowl: L, 28-3 vs. Temple  
Off. Starters R/L: ..... 5/6  
Def. Starters R/L: ..... 4/7

## Media Relations

FB Contact: ..... Kerwin Lonzo  
Office Phone: ..... 305-348-3164  
Email: ..... klonzo@fiu.edu

## 2018 Schedule

September	1	Indiana
	8	at Old Dominion*
	15	UMass
	22	at Miami (Fla.)
October	29	Arkansas Pine Bluff
	13	at Middle Tennessee*
	20	Rice*
	27	at Western Kentucky*
November	3	Florida Atlantic*
	10	at UTSA*
	17	at Charlotte*
	24	Marshall*
December	1	C-USA Championship



**Notes:** 0-3 all-time vs FIU. The last two meetings have been one-point victories for the Panthers. Second-year coach Butch Davis has also coached for Miami (Fla.), UNC, as well as a stint with the Cleveland Browns.

# GM12 @FAU

Sat.; Nov. 24 - TBA  
Boca Raton, Fla.  
FAU Stadium (24,495)  
TV: STADIUM Radio: 730 The Game



## General Info

Location: Boca Raton, Fla.  
Enrollment: 30,377  
Nickname: Owls  
Colors: Blue & Red  
Conference: Conference USA  
Stadium: FAU Stadium (29,495)  
President: Dr. John W. Kelly  
Athletic Director: Brian White  
Website: www.FAUsports.com

## Team Info

Head Coach: ..... Lane Kiffin (Fresno State, '96)  
Record at School (Yrs.): ..... 11-3 (1)  
Overall Record (Yrs.): ..... 46-24 (6)  
Offensive Coordinator: ..... Charlie Weis Jr  
Defensive Coordinator: ..... Tont Pecoraro  
2017 Record: ..... 11-3 (C-USA: 8-0)  
Boca Raton Bowl: W, 50-3 vs. Akron  
Off. Starters R/L: ..... 4/7  
Def. Starters R/L: ..... 10/1

## Media Relations

FB Contact: ..... Katrina McCormack  
Office Phone: ..... (561) 297-3163  
Cell Phone: ..... (561) 251-5588  
Email: ..... kmccormi@fau.edu

## 2018 Schedule

September	1	at Oklahoma
	8	Air Force
	15	Bethune Cookman
	21	at UCF
October	29	at Middle Tennessee*
	6	Old Dominion*
	20	at Marshall*
	27	Louisiana Tech*
November	3	at FIU*
	10	Western Kentucky*
	17	at North Texas*
	24	at Charlotte*
December	1	C-USA Championship



**Notes:** 1-2 all-time vs FAU. The Owls were 2017 C-USA Champs and finished the season by winning 9 straight games, all by an average of 24.9 ppg. Second-year head coach Lane Kiffin has head coaching experience at Tennessee, USC & the Oakland Raiders.



## THE RECORDS





# THE RECORD BOOK:

## OFFENSE

### Passing:

Play	98 yds, Matt Johnson to Duke vs. James Madison, 10/25/14
Game	358 yds, Matt Johnson at The Citadel, 10/11/14
Season	2,581 yds, Matt Johnson, 2013
Career	5,405 yds, Matt Johnson, 2013-16

### Rushing

Play	89 yds, Aaron McAllister at WKU, 10/14/17
Game	204 yds, Kalif Phillips at Old Dominion, 10/17/15
Season	1,436 yds, Kalif Phillips, 2014
Career	4,020 yds, Kalif Phillips, 2013-16

### Receiving

Play	98 yd, Austin Duke from Johnson vs. James Madison, 10/25/14
Game	254 yds, Austin Duke at The Citadel, 10/11/14
Season	1,373 yds, Austin Duke, 2014
Career	3,437 yds, Austin Duke, 2013-16

### Touchdowns

Game	4, Austin Duke at The Citadel, 10/11/14
Season	20, Kalif Phillips, 2014
Career	43, Kalif Phillips, 2013-16

### Field Goals

Distance	56 yds, Blake Brewer at FIU, 11/7/15
Game	3, Blake Brewer at Georgia State, 9/4/15
	3, Blake Brewer vs. Campbell, 8/31/13
	3, Blake Brewer vs. Johnson C. Smith, 9/6/14
Season	18, Blake Brewer, 2014
Career	45, Blake Brewer, 2013-16

### Kick-Off

Return	96 yds, Mikel Hunter vs. Chowan, 9/7/13 (TD)
--------	--

### Punts

Distance	74 yds, Arthur Hart at Eastern Michigan, 9/1/17
----------	---

### Punt Return

Play	34, Ardy Holmes v. Charleston Southern, 9/27/14
Game	43, Ardy Holmes v. Charleston Southern, 9/27/14
Season	124, Corey Nesmith, 2014

## DEFENSE

### Tackles:

Game	18, Martay Mattox vs. James Madison, 9/21/13
Season	108, Nick Cook, 2016
Career	217, Larry Ogunjobi, 2013-16

### Tackles for Loss

Play	-38 yds, Alex Petzke vs. #24/#25 Gardner-Webb, 10/5/13
Game	4.5, Larry Ogunjobi vs. UTSA, 11/14/15
	4.5, Larry Ogunjobi v FIU, 10/15/16
Season	14.5, Larry Ogunjobi, 2015
Career	49.0, Larry Ogunjobi, 2013-16

### Sacks

Play	-21 yds, Alex Highsmith at WKU, 10/14/17
Game	2.0, Zach Duncan vs. N.C. A&T, 9/16/17
	2.0, Zach Duncan vs. Presbyterian, 9/12/15
	2.0, Daquan Lucas vs. UTSA, 11/14/15
	2.0, Karrington King vs. Morehead State, 11/22/14
	2.0, Mark Pettit vs. Johnson C. Smith, 9/6/14
	2.0, Mark Hogan at Morehead State, 11/23/13
Season	5.0, Larry Ogunjobi, 2014
Career	13.0, Larry Ogunjobi, 2013-16

### Fumbles Forced

Game	2, Ben DeLuca vs. Florida Atlantic, 11/25/17
Season	5, Ben DeLuca vs. Florida Atlantic, 11/25/17
Career	6, Ben DeLuca, 2016-17
	6, Caleb Clayton-Molby, 2013-15

### Fumbles Recovered

Return	59 yds, Ben DeLuca vs. Elon, 9-10-16 (TD)
Game	1, 44 times
Season	3, Ben DeLuca, 2017
	3, Caleb Clayton-Molby, 2013
Career	5, Caleb Clayton-Molby, 2013-15

### Interceptions

Return	70 yds, Caleb Clayton-Molby at Morehead State, 11/23/13
Game	2, Terrance Winchester at Southern Miss, 11-5-16
Season	4, Terrance Winchester, 2015
Career	10, Terrance Winchester, 2013-16



*Matt Johnson*



*Ardy Holmes*



*Caleb Clayton-Molby*



*Terrance Winchester*



## 2017 AWARDS



**Offensive MVP**  
**Cam Clark**



**Defensive MVP**  
**Karrington King**



**Richardson Scholarship**  
**R.J. Tyler**

### YEAR BY YEAR

Year	W-L	Conf.	Affiliation	League	Coach	Note
2013	5-6	NA	NCAA I/FCS	Independent	Brad Lambert	Inaugural Season
2014	5-6	NA	NCAA I/FCS	Independent	Brad Lambert	Final year as FCS Ind.
2015	2-10	0-8	NCAA I/FBS	Conference USA	Brad Lambert	First FBS/C-USA season
2016	4-8	3-5	NCAA I/FBS	Conference USA	Brad Lambert	First C-USA wins
2017	1-11	1-7	NCAA/FBS	Conference USA	Brad Lambert	First C-USA home win



### TEAM AWARDS

Year	Off. MVP	Def. MVP	Scout MVP	Jon Richardson Scholarship
2013	Jamal Covington	Mark Hogan	Donjore Gainey/Jordan Abrams	Thomas La Bianca
2014	Kalif Phillips	Branden Dozier	Anthony Covington	Larry Ogunjobi
2015	Kalif Phillips	Nick Cook	Juwan Foggie	Brandon Banks
2016	Hasaan Klugh	Larry Ogunjobi	Joe Thompson	Wolfgang Zacherl
2017	Cam Clark	Karrington King	Chris Reynolds	R.J. Tyler

### Single-Season Leaders:

Year	Passing, yds	Rushing, yds	Receiving, yds	Touchdowns
2013	Matt Johnson, 2581	Kalif Phillips, 744	Austin Duke, 727	Kalif Phillips, 13
2014	Matt Johnson, 1941	Kalif Phillips, 1436	Austin Duke, 1373	Kalif Phillips, 20
2015	Lee McNeill, 878	Kalif Phillips, 961	Austin Duke, 534	Phillips/Duke, 5
2016	Hasaan Klugh, 1356	Kalif Phillips, 907	Austin Duke, 803	Hasaan Klugh, 8
2017	Hasaan Klugh, 1529	Benny LeMay, 732	Trent Bostick, 357	Hasaan Klugh, 9
Year	TD Passing	TD Rushing	TD Receiving	
2013	Matt Johnson, 21	Kalif Phillips, 12	CJ Crawford; Austin Duke, 6	
2014	Matt Johnson, 13	Kalif Phillips, 20	Austin Duke, 9	
2015	Matt Johnson, 7	Kalif Phillips, 5	Austin Duke, 5	
2016	Hasaan Klugh, 10	Hasaan Klugh, 8	Workpeh Kofa, 5	
2017	Hasaan Klugh, 10	Hasaan Klugh, 9	Trent Bostick, 3	
Year	Tackles	Solo Tackles	TFL	Sacks
2013	Martay Mattox, 85	Martay Mattox, 49	Caldwell; Ogunjobi, 9.5	Larry Ogunjobi, 2.0
2014	Branden Dozier, 86	Brendan Dozier, 52	Larry Ogunjobi, 11.5	Larry Ogunjobi, 5.0
2015	Nick Cook, 73	Nick Cook, 50	Larry Ogunjobi, 14.5	Zach Duncan, 4.0
2016	Nick Cook, 108	Ben DeLuca, 51	Larry Ogunjobi, 13.5	Larry Ogunjobi, 3.0
2017	Jeff Gemmell, 106	Ben DeLuca, 56	Jeff Gemmell, 7.5	Zach Duncan, 3.0
Year	QB Hurries	Forced Fumbles	Fumbles Recovered	Interceptions
2013	Larry Ogunjobi, 10	Caleb Clayton-Molby, 4	Caleb Clayton-Molby, 3	Terrance Winchester, 3
2014	Larry Ogunjobi, 10	Cooper; Crouser, 3	Branden Dozier, 2	Greg Cunningham, 3
2015	Brandon Banks, 5	Desmond Floyd, 3	Winchester/Reid, 2	Terrance Winchester, 4
2016	Larry Ogunjobi, 10	Brandon Banks, 2	7 with 1	Winchester/Rolle/Davis, 3
2017	Alex Highsmith, 7	Ben DeLuca, 5	Ben DeLuca, 3	Rolle/Foggie, 1
Year	Field Goals	PAT		
2013	Blake Brewer, 9	Blake Brewer, 42		
2014	Blake Brewer, 18	Blake Brewer, 46		
2015	Blake Brewer, 14	Blake Brewer, 24		
2016	Stephen Muscarello, 5	Stephen Muscarello, 19		
2017	Nigel Macauley, 3	Nigel Macauley, 7		



**Phillips**

## **MILESTONE EFFORTS**


*Matt Johnson*

*Kalif Phillips*

*Benny LeMay*

*Austin Duke*

*Trent Bostick*

*Workpeh Kofa*

### **300-Yard Passing (4)**

Matt Johnson	358	Citadel	A	L, 56-63	Oct. 11, 2014
Matt Johnson	342	#24 GWU	H	W, 53-51	Oct. 5, 2013
Matt Johnson	335	NCCU	H	L, 13-40	Sept. 14, 2013
Matt Johnson	305	#25 CSU	H	L, 41-47	Sept. 27, 2014

### **5 TD Passing (2)**

Matt Johnson	5	Chowan	H	W, 47-7	Sept. 7, 2013
Matt Johnson	5	GWU	H	W, 53-51	Oct. 5, 2013

### **200-Yard Rushing (1)**

Kalif Phillips	204	ODU	A	L, 34-37	Oct. 17, 2015
----------------	-----	-----	---	----------	---------------

### **100-Yard Rushing (27)**

Kalif Phillips	204	ODU	A	L, 34-37	Oct. 17, 2015
Kalif Phillips	196	#25 CSU	H	L, 41-47	Sept. 27, 2014
Kalif Phillips	187	Morehead	H	W, 52-14	Nov. 22, 2014
Kalif Phillips	183	USM	A	W, 38-27	Nov. 5, 2016
Benny LeMay	178	FIU	A	L, 29-30	Sept. 30, 2017
Kalif Phillips	173	Wesley	H	W, 38-33	Nov. 15, 2014
Kalif Phillips	168	JMU	H	L, 40-48	Oct. 25, 2014
Kalif Phillips	164	Citadel	A	L, 56-63	Oct. 11, 2014
Kalif Phillips	159	FAU	H	L, 7-17	Sept. 26, 2015
Kalif Phillips	159	#2 Coastal	H	L, 34-59	Nov. 8, 2014
Benny LeMay	158	#20 NC A&T	H	L, 31-35	Sept. 16, 2017
Aaron McAllister	157	WKU	A	L, 14-45	Oct. 14, 2017
Matt Johnson	150	NCCU	A	W, 40-28	Sept. 13, 2014
Hasaan Klugh	140	UAB	H	W, 25-24	Oct. 21, 2017
Kalif Phillips	132	FAU	A	W, 28-23	Oct. 9, 2016
Kalif Phillips	132	CCU	A	L, 25-50	Nov. 2, 2013
Kalif Phillips	125	Temple	H	L, 3-37	Oct. 2, 2015
Kalif Phillips	123	Marshall	A	W, 27-24	Oct. 22, 2016
Robert Washington	120	E. Michigan	H	L, 19-37	Sept. 17, 2016
Kalif Phillips	114	Temple	A	L, 20-48	Sept. 24, 2016
Hasaan Klugh	107	FIU	A	L, 29-30	Sept. 30, 2017
Damarrell Alexander	107	Morehead	H	W, 52-14	Nov. 22, 2014
Maetron Thomas	106	Citadel	A	L, 56-63	Oct. 11, 2014
Matt Johnson	105	Morehead	A	W, 61-17	Nov. 23, 2013
Kalif Phillips	104	NCCU	A	W, 40-28	Sept. 13, 2014
Hasaan Klugh	101	EMU	A	L, 7-24	Sept. 1, 2017
Damarrell Alexander	101	Morehead	A	W, 61-17	Nov. 23, 2013

### **200-Yard Receiving (2)**

Austin Duke	251	#25 CSU	H	L, 41-47	Sept. 27, 2014
Austin Duke	254	Citadel	A	L, 56-63	Oct. 11, 2014

### **100-Yard Receiving (17)**

Austin Duke	254	Citadel	A	L, 56-63	Oct. 11, 2014
Austin Duke	251	#25 CSU	H	L, 41-47	Sept. 27, 2014
Austin Duke	166	PC	H	W, 34-10	Sept. 12, 2015
Austin Duke	162	JMU	H	L, 40-48	Oct. 25, 2014
Austin Duke	129	GWU	A	L, 24-27	Oct. 4, 2014
Austin Duke	128	UNCP	H	L, 22-45	Oct. 12, 2013
Austin Duke	126	NCCU	A	W, 40-28	Sept. 13, 2014
Austin Duke	123	Elon	A	L, 13-20	Sept. 20, 2014
Austin Duke	115	UTSA	A	L, 14-33	Nov. 26, 2016
Trent Bostick	114	CSU	A	L, 14-36	Oct. 26, 2013
Dmarjai Devine	114	GWU	A	L, 24-27	Oct. 4, 2014
Austin Duke	112	MT	H	L, 31-38	Nov. 19, 2016
Austin Duke	111	FAU	A	W, 28-23	Oct. 9, 2016
Workpeh Kofa	110	NC A&T	H	L, 31035	Sept. 16, 2017
Austin Duke	108	FIU	A	L, 31-48	Nov. 7, 2015
Trent Bostick	107	GWU	H	W, 53-51	Oct. 5, 2013
Austin Duke	103	Elon	H	W, 47-14	Sept. 10, 2016



# INDIVIDUAL RECORDS

## TOP PLAYS

CHARLOTTE 49ERS CHARLOTTE 49ERS CHARLOTTE 49ERS CHARLOTTE 49ERS



### Yards All-Purpose (70+ yards)

1. 98 Austin Duke (Reception) vs. James Madison, 10/25/14
2. 96 Mikel Hunter (Kickoff) vs. Chowan, 9/7/13
3. 95 Damarrell Alexander (Kickoff) vs. #3 Coastal Carolina, 11/8/14
4. 89 Aaron McAllister (Rush) at WKU, 10/14/17
5. 83 Austin Duke (Reception) at The Citadel, 10/11/14
6. 80 Austin Duke (Reception) at Gardner-Webb, 10/4/14
7. 77 Brooks Barden (Rush) at WKU, 10/14/17
- 77 Kalif Phillips (Rush) vs. #25 Charleston Southern, 9/27/14
9. 76 Austin Duke (Reception) vs. Elon, 9/10/16
- 76 Austin Duke (Reception) at UTSA, 11/26/16
11. 74 Austin Duke (Reception) vs. #25 Charleston Southern, 9/27/14
12. 72 Kalif Phillips (Rush) at Southern Miss, 11/5/16
13. 71 Richard Murphy (Reception) vs. Morehead State, 11/22/14
- 71 Austin Duke (Reception) at The Citadel, 10/11/14
15. 70 Matt Johnson (Rush) at NC Central, 9/13/14
- 70 Alan Barnwell (Rush) at Morehead State, 11/23/13
- 70 Caleb Clayton-Molby (INT ret) at Morehead State, 11/23/13

### Yards Rushing (49+ yards)

1. **89 Aaron McAllister (Rush) at WKU, 10/14/17**
2. 77 Brooks Barden (Rush) at WKU, 10/14/17
- 77 Kalif Phillips vs. #25 Charleston Southern, 9/27/14
4. 72 Kalif Phillips (Rush) at Southern Miss, 11/5/16
5. 70 Matt Johnson at NC Central, 9/13/14
- 70 Alan Barnwell at Morehead State, 11/23/13
- 68 Matt Johnson at Morehead State, 11/23/13
8. 66 Kalif Phillips at Temple, 9/24/16
9. 63 Benny LeMay at FIU, 9/30/17
- 63 Demarrell Alexander vs. Morehead State, 11/22/14
11. 60 Maetron Thomas vs. Johnson C. Smith, 9/6/14
12. 59 Kalif Phillips vs. Morehead State, 11/22/14
13. 58 Robert Washington at Southern Miss, 11/5/16
14. 56 Alan Barnwell vs. #24/#25 GWU, 10/5/13
15. 51 Hasaan Klugh at Eastern Michigan, 9/1/17
- 51 Kalif Phillips vs. #3 Coastal Carolina, 11/8/14
- 51 Demarrell Alexander at Morehead State, 11/23/13
18. 50 Kalif Phillips at Morehead State, 11/23/13
19. 49 Matt Johnson at Gardner-Webb, 10/4/14
- 49 Donjore Gainey at Morehead State, 11/23/13

### Yards Receiving/Passing (50+ yards)

1. 98 Austin Duke (Matt Johnson) vs. James Madison, 10/25/14
2. 83 Austin Duke (Matt Johnson) at The Citadel, 10/11/14
3. 80 Austin Duke (Matt Johnson) at Gardner-Webb, 10/4/14
4. 76 Austin Duke (Matt Johnson) vs. Elon, 9/10/16
- 76 Austin Duke (Hasaan Klugh) at UTSA, 11/26/16
6. 74 Austin Duke (Matt Johnson) vs. #25 Chas. Southern, 9/27/14
7. 71 Richard Murphy (McNeill) vs. Morehead State, 11/22/14
- 71 Austin Duke (Matt Johnson) at The Citadel, 10/11/14
9. 69 Austin Duke (Hasaan Klugh) at FAU, 10/9/16
10. 68 Trent Bostick (Hasaan Klugh) vs. UAB, 10/21/17
11. 65 Austin Duke (Matt Johnson) at NC Central, 9/13/14
12. 63 Austin Duke (Matt Johnson) at Georgia State, 9/4/15
13. 62 Chris Montgomery (McNeill) vs. Johnson C. Smith, 9/6/14
- 62 Justin Bolus (Matt Johnson) at Campbell, 8/28/14
15. 61 Austin Duke (Matt Johnson) vs. #25 Chas. Southern, 9/27/14
16. 59 Dmarjai Devine (Matt Johnson) at Gardner-Webb, 10/4/14
17. 56 Trent Bostick (Matt Johnson) at Rice, 11/28/15
18. 55 Austin Duke (Hasaan Klugh) at Middle Tennessee, 11/19/16
- 55 Dmarjai Devine (Matt Johnson) at Gardner-Webb, 10/4/14
20. 53 Mikel Hunter (Matt Johnson) at Presbyterian, 9/28/13
21. 52 Mark Quattlebaum (Hasaan Klugh) vs. Middle Tennessee, 11/11/17
- 52 Mark Quattlebaum (Hasaan Klugh) vs. Georgia State, 9/23/17
23. 51 Trent Bostick (Matt Johnson) vs. Johnson C. Smith, 9/6/14

## #GOLDSTANDARD

## #ROCKSOLID

## #GOLDSTANDARD

## #ROCKSOLID

### Biggest Tackles For Loss

1. 38 Alex Petzke (safety) vs. #24/#25 Gardner-Webb, 10/5/13
2. 21 Alex Highsmith (sack) at WKU, 10/14/17
3. 18 Alex Highsmith (tackle) vs. Middle Tennessee, 11/19/16
4. 17 Cortez Nixon (tackle) vs. Morehead State, 11/22/14
5. 14 Zach Duncan (sack) at Middle Tennessee, 9/19/15
6. 13 Larry Ogunjobi (sack) at #3/#6 Coastal Carolina, 11/2/13
7. 12 Larry Ogunjobi (sack) vs. Chowan, 9/7/13
8. 11 Jeff Gemmell (sack) at Eastern Michigan, 9/1/17
- 11 Tanner Fleming (tackle) vs. Presbyterian, 9/12/15
- 11 Tyler DeStefani (sack) at Elon, 9/20/14
- 11 Larry Ogunjobi (sack) at NC Central, 9/13/14
- 11 Terry Caldwell (sack) vs. NC Central, 9/14/13
13. 10 Daquan Lucas (tackle) vs. UTSA, 11/14/15
- 10 Karrington King (sack) vs. Morehead State, 11/22/14
- 10 Larry Ogunjobi (sack) at Campbell, 8/28/14
- 10 Devin Pearson (sack) vs. James Madison, 9/21/13

### Biggest Sack Yardage

1. 21 Alex Highsmith at WKU, 10/14/17
2. 14 Zach Duncan at Middle Tennessee, 9/19/15
3. 13 Larry Ogunjobi at #3/#6 Coastal Carolina, 11/2/13
4. 12 Larry Ogunjobi vs. Chowan, 9/7/13
5. 11 Jeff Gemmell at Eastern Michigan, 9/1/17
- 11 Tyler DeStefani at Elon, 9/20/14
- 11 Larry Ogunjobi at NC Central, 9/13/14

### Longest Interception Return

1. 70 Caleb Clayton-Molby at Morehead State, 11/23/13
2. 48 Anthony Covington vs. Rice, 11/12/16
- 48 Prince Mayela vs. Johnson C. Smith, 9/6/14
4. 41 Terrance Winchester vs. Rice, 11/12/16
5. 39 Branden Dozier at Gardner-Webb, 10/4/14
6. 33 Greg Cunningham Jr. vs. #25 Charleston Southern, 9/27/14
7. 33 Dustin Crouser vs. Elon, 9/20/14
8. 32 Mark Hogan vs. Campbell, 8/31/13
9. 29 Daquan Lucas at Southern Miss, 11/5/16
10. 28 Tank Norman vs. FAU, 9/26/15
11. 27 Martay Mattox vs. Wesley, 11/9/13
12. 26 Martay Mattox vs. #24/#25 Gardner-Webb, 10/5/13
13. 21 Ed Rolle at Marshall 10/22/16

### Longest Fumble Return

1. 59 Ben DeLuca vs. Elon, 9/10/16
2. 52 Branden Dozier at NC Central, 9/13/14
3. 43 Terrance Winchester at Georgia State, 9/4/15
4. 26 Ben DeLuca vs. UAB, 10/21/17
5. 10 Ed Rolle vs. Florida Atlantic, 11/25/17
6. 7 Zeb Little vs. Campbell, 8/31/13
- 7 Micah Bryan vs. Chowan, 9/7/13

### Longest Kickoff Return (35+ yards)

1. 96 Mikel Hunter vs. Chowan (TD), 9/7/13
2. 95 Damarrell Alexander vs. #3 Coastal Carolina (TD), 11/8/14
3. 66 Aaron McAllister at #19 Kansas State, 9/9/17
4. 65 Chris Montgomery at Southern Miss, 11/18/17
5. 64 Justin Bridges-Thompson at Morehead State, 11/23/13
6. 50 Anthony Covington at Middle Tennessee, 9/19/15
7. 49 Chris Montgomery vs. North Carolina A&T, 9/16/17
8. 48 Uriah LeMay at Middle Tennessee (TD), 9/19/15
9. 44 Chris Montgomery vs. Middle Tennessee, 11/19/16
10. 42 Chris Montgomery vs. Eastern Michigan, 9/17/16
11. 40 Kalif Phillips vs. UNC Pembroke, 10/12/13
12. 39 Chris Montgomery vs. Georgia State, 9/23/17
- 39 Aaron McAllister vs. North Carolina A&T, 9/16/17
- 39 Chris Montgomery at Eastern Michigan, 9/1/17
15. 37 Chris Montgomery vs. Middle Tennessee, 11/19/16

### Longest Punt Return (15+ yards)

1. 34 Ardy Holmes vs. Charleston Southern, 9/27/14
2. 33 Corey Nesmith vs. Johnson C. Smith, 9/6/14
3. 25 Ardy Holmes vs. Johnson C. Smith, 9/6/14
4. 24 Corey Nesmith at Middle Tennessee, 9/19/15
5. 22 Ardy Holmes vs. Southern Miss, 10/24/15
- 22 Austin Duke at Charleston Southern, 10/26/13
7. 21 Corey Nesmith vs. Morehead State, 11/22/14
8. 19 Austin Duke at The Citadel, 10/11/14

### Longest Field Goal Made

1. 56 Blake Brewer at FIU, 11/7/15
2. 51 Blake Brewer vs. Morehead State, 11/22/14
3. 50 Blake Brewer vs. Campbell, 8/28/14
4. 47 Blake Brewer vs. James Madison, 10/25/14
5. 45 Blake Brewer at Georgia State, 9/4/15
6. 43 Blake Brewer at Elon, 9/20/14
- 43 Blake Brewer vs. #24/#25 Gardner-Webb, 10/5/13
8. 41 Blake Brewer vs. UTSA, 11/14/15
- 41 Blake Brewer at Morehead State, 11/23/13
10. 40 Blake Brewer vs. Campbell, 8/31/13
- 40 Blake Brewer at Morehead State, 11/23/13

### Longest Field Goal Attempted

1. 58 Blake Brewer at #16/#17 James Madison, 9/21/13 (no good)
2. 57 Blake Brewer vs. Middle Tennessee, 11/19/16 (blocked)
3. 56 Blake Brewer at FIU, 11/7/15 (good)
4. 55 Blake Brewer vs. Temple, 10/2/15 (no good)
- 55 Blake Brewer vs. James Madison, 10/25/14 (no good)
6. 54 Nigel Macauley vs. Georgia State, 9/23/17
7. 52 Stephen Muscarello vs. Eastern Michigan, 9/17/16 (no good)
- 52 Blake Brewer vs. UTSA, 11/14/15 (no good)
- 52 Blake Brewer vs. Morehead State, 11/22/14 (no good)
10. 51 Blake Brewer vs. Morehead State, 11/22/14 (good)
11. 50 Nigel Macauley at Eastern Michigan, 9/1/17 (no good)
- 50 Blake Brewer vs. Campbell, 8/28/14 (good)

### Longest Punts (47 of 50 or more yds; Hart with 41 of 50 or more yds)

1. 74 Arthur Hart at Eastern Michigan, 9/1/17
2. 67 Arthur Hart at #19 Kansas State, 9/9/17
3. 66 Arthur Hart vs. FAU, 9/26/15
4. 64 Arthur Hart at Eastern Michigan, 9/1/17
5. 61 Arthur Hart vs. Elon, 9/10/16
- 61 Arthur Hart vs. Middle Tennessee, 11/19/16
7. 59 Arthur Hart vs. Florida Atlantic, 11/25/17
- 59 Arthur Hart vs. Marshall, 10/7/17
9. 58 Arthur Hart at Louisville, 9/1/16
- 58 Arthur Hart at Rice, 11/28/15
11. 57 Arthur Hart vs. Georgia State, 9/23/17
- 57 Arthur Hart at NC Central, 9/13/14
13. 56 Arthur Hart at Southern Miss, 11/18/17
- 56 Arthur Hart at WKU, 10/14/17
- 56 Arthur Hart at #19 Kansas State, 9/9/17



*Mikel Hunter, 96-yard Kickoff Return*



# TOP TD PLAYS

CHARLOTTE 49ERS CHARLOTTE 49ERS CHARLOTTE 49ERS CHARLOTTE 49ERS

## SINGLE TD PLAY LEADERS

### Yards All-Purpose

- 98 Austin Duke (Reception) vs. James Madison, 10/25/14
- 96 Mikel Hunter (Kickoff) vs. Chowan, 9/7/13
- 95 Damarrell Alexander (Kickoff) vs. #2 Coastal Carolina, 11/8/14
- 89 Aaron McAllister (Rush) at WKU, 10/14/17
- 83 Austin Duke (Reception) at The Citadel, 10/11/14
- 80 Austin Duke (Reception) at Gardner-Webb, 10/4/14
- 77 Kalif Phillips (Rush) vs. #25 Charleston Southern, 9/27/14
- 76 Austin Duke (Reception) at UTSA, 11/26/16
- 76 Austin Duke (Reception) vs. Elon, 9/10/16
- 74 Austin Duke (Reception) vs. #25 Charleston Southern, 9/27/14
- 71 Richard Murphy (Reception) vs. Morehead State, 11/22/14
- 71 Austin Duke (Reception) at The Citadel, 10/11/14
- 70 Alan Barnwell (Rush) at Morehead State, 11/23/13
- 70 Caleb Clayton-Molby (INT ret.) at Morehead State, 11/23/13

### Yards Rushing

- 89 Aaron McAllister at WKU, 10/14/17
- 77 Kalif Phillips vs. #25 Charleston Southern, 9/27/14
- 70 Alan Barnwell at Morehead State, 11/23/13
- 68 Matt Johnson at Morehead State, 11/23/13
- 66 Kalif Phillips at Temple, 9/24/16
- 63 Damarrell Alexander vs. Morehead State, 11/22/14
- 60 Maetron Thomas vs. Johnson C. Smith, 9/6/14
- 59 Kalif Phillips vs. Morehead State, 11/22/14
- 58 Robert Washington at southern Miss, 11/5/16
- 56 Alan Barnwell vs. #24/#25 GWU, 10/5/13
- 51 Kalif Phillips vs. #2 Coastal Carolina, 11/8/14
- 51 Damarrell Alexander at Morehead State, 11/23/13
- 50 Kalif Phillips at Morehead State, 11/23/13
- 45 Kalif Phillips vs. James Madison, 10/25/14
- 40 Maetron Thomas at Campbell, 8/28/14

### Yards Receiving/Passing

- 98 Austin Duke (Matt Johnson) vs. James Madison, 10/25/14
- 83 Austin Duke (Matt Johnson) at The Citadel, 10/11/14
- 80 Austin Duke (Matt Johnson) at Gardner-Webb, 10/4/14
- 76 Austin Duke (Hasaan Klugh) at UTSA, 11/26/16
- 76 Austin Duke (Matt Johnson) vs. Elon, 9/10/16
- 74 Austin Duke (Matt Johnson) vs. #25 Chas. Southern, 9/27/14
- 71 Richard Murphy (Lee McNeill) vs. Morehead State, 11/22/14
- 71 Austin Duke (Matt Johnson) at The Citadel, 10/11/14
- 69 Austin Duke (Hasaan Klugh) at FAU, 10/9/16
- 68 Trent Bostick (Hasaan Klugh) vs. UAB, 10/21/17
- 65 Austin Duke (Matt Johnson) at NC Central, 9/13/14
- 63 Austin Duke (Matt Johnson) at Georgia State, 9/4/15
- 61 Austin Duke (Matt Johnson) vs. #25 Chas. Southern, 9/27/14
- 59 Dmarjai Devine (Matt Johnson) at Gardner-Webb, 10/4/14
- 56 Trent Bostick (Matt Johnson) at Rice, 11/28/15
- 53 Mikel Hunter (Matt Johnson) at Presbyterian, 9/28/13
- 48 Trent Bostick (Matt Johnson) vs. #24/#25 GWU, 10/5/13
- 47 Trent Bostick (Matt Johnson) vs. Campbell, 8/31/13
- 44 Workpeh Kofa (Hasaan Klugh) vs. N.C. A&T, 9/16/17
- 42 Kalif Phillips (Kevin Olsen) at Old Dominion, 10/1/16
- 42 Trent Bostick (Matt Johnson) vs. UTSA, 11/14/15
- 40 Kalif Phillips (Matt Johnson) vs. Chowan, 9/7/13
- 39 Austin Duke (Matt Johnson) vs. Presbyterian, 9/12/15
- 37 TL Ford II (Hasaan Klugh) at FAU, 10/9/16
- 36 Austin Duke (Matt Johnson) at FIU, 11/7/15

### Longest Interception Returns

- 70 Caleb Clayton-Molby at Morehead State, 11/23/13
- 48 Prince Mayela vs. Johnson C. Smith, 9/6/14
- 41 Terrance Winchester vs. Rice, 11/12/16
- 39 Branden Dozier at Gardner-Webb, 10/4/14
- 32 Mark Hogan vs. Campbell, 8/31/13
- 28 Tank Norman vs. FAU, 9/26/15

### Longest Fumble Returns

- 59 Ben DeLuca vs. Elon, 9/10/16
- 52 Branden Dozier at NC Central, 9/13/14
- 43 Terrance Winchester at Georgia State, 9/4/15

### Longest Kickoff Returns

- 96 Mikel Hunter vs. Chowan, 9/7/13
- 95 Demarrell Alexander vs. #2 Coastal Carolina, 11/8/14
- 48 Uriah LeMay at Middle Tennessee, 9/19/15

### Longest Punt Return

0

### Biggest Tackles For Loss for Safety

- 38 Alex Petzke vs. #24/#25 Gardner-Webb, 10/5/13
- 2 Terry Caldwell vs. Chowan, 9/7/13

### Biggest Sack for Safety

0

# GAMES PLAYED/STARTED

CHARLOTTE 49ERS CHARLOTTE 49ERS CHARLOTTE 49ERS CHARLOTTE 49ERS

## GAMES PLAYED

### SEASON (played in every game of given season)

- 12 26 players, 2017
- 12 37 players, 2016
- 12 34 players, 2015
- 11 13 players, 2015
- 11 41 players, 2014
- 11 41 players, 2013

## CAREER

- 47 TL Ford II, 2014-17
- 47 Wolfgang Zacherl, 2013-17
- 46 Markevis Davis, 2014-17
- 46 Arthur Hart, 2014-17
- 46 Jarred Barr, 2013-16
- 46 Blake Brewer, 2013-16
- 46 Zach Bumgarner, 2013-16
- 46 Austin Duke, 2013-16
- 46 Tanner Fleming, 2013-16
- 46 Daquan Lucas, 2013-16
- 46 Lee McNeill, 2013-16
- 46 Larry Ogunjobi, 2013-16
- 46 Keaston Sinicki, 2013-16
- 45 Chris Montgomery, 2014-17
- 45 Justin Bolus, 2013-16
- 45 Casey Perry, 2013-16
- 44 Trent Bostick, 2013-17
- 44 Kalif Phillips, 2013-16
- 44 Brandon Banks, 2013-16
- 42 Karrington King, 2014-17

## GAMES STARTED

### SEASON (Started every game in given season)

- 12 Nate Davis, 2017
- 12 Tyler Fain, 2017
- 12 Eugene German, 2017
- 12 Tyriq Harris, 2017
- 12 Nick Cook, 2016
- 12 TL Ford II, 2016
- 12 Karrington King, 2016
- 12 Workpeh Kofa, 2016
- 12 Thomas La Bianca, 2016
- 12 Daquan Lucas, 2016
- 12 Larry Ogunjobi, 2016
- 12 Casey Perry, 2016
- 12 Brandon Banks, DL, 2015
- 12 Danny Book, OL, 2015
- 12 Trent Bostick, WR, 2015
- 12 Caleb Clayton-Molby, LB, 2015
- 12 Daquan Lucas, LB, 2015



- 12 Larry Ogunjobi, DL, 2015
- 12 Terrance Winchester, DB, 2015
2. 11 TL Ford II, WR, 2015
- 11 Devin Pearson, DB, 2015
- 11 Jamal Covington, LT, 2014
- 11 Casey Perry, LG, 2014
- 11 Daniel Blitch, RG, 2014
- 11 Danny Book, RT, 2014
- 11 Kalif Phillips, RB, 2014
- 11 Austin Duke, SR, 2014
- 11 Larry Ogunjobi, NT, 2014
- 11 Branden Dozier, S, 2014
- 11 Trent Bostick, WR, 2013
- 11 Mikel Hunter, WR, 2013
- 11 Jamal Covington, LT, 2013
- 11 Danny Book, RT, 2013
- 11 Matt Johnson, QB, 2013
- 11 Alan Barnwell, RB, 2013
- 11 CJ Crawford, H, 2013
- 11 Brandon Banks, DE, 2013
- 11 Larry Ogunjobi, NT, 2013
- 11 Nico Alcalde, OLB, 2013
- 11 Mark Hogan, OLB, 2013
- 11 Desmond Cooper, S, 2013

**CAREER**

1. 46 Larry Ogunjobi, 2013-16
2. 43 Brandon Banks, 2013-16
3. 42 Trent Bostick, 2013-17
4. 41 Austin Duke, 2013-16
5. 37 Thomas La Bianca, 2013-16
- 37 Casey Perry, 2013-16
7. 34 Danny Book, 2013-15
- 34 Jamal Covington, 2013-16
9. 33 T.L. Ford II, 2014-17
10. 32 Trent Bostick, 2013-15
11. 31 Kalif Phillips, 2013-16
12. 30 Nate Davis, 2015-17
- 30 Karrington King, 2014-17

## MISCELLANEOUS RECORDS

**Two 100-Yard Rushers**

at FIU, Sept. 30, 2107  
 Benny LeMay, 178; Hasaan Klugh, 107  
 at NC Central, Sept. 13, 2014  
 Matt Johnson, 150; Kalif Phillips, 104  
 at The Citadel, Oct. 11, 2014  
 Kalif Phillips, 164; Maetron Thomas, 106  
 vs. Morehead State, Nov. 22, 2014  
 Kalif Phillips, 187; Damarrell Alexander, 107  
 at Morehead State, Nov. 23, 2013  
 Matt Johnson 105; Damarrell Alexander 101

**Two 100-Yard Receivers**

at Gardner-Webb, Oct. 4, 2014  
 Austin Duke, 129; Dmarjai Devine, 114

**Consecutive games with a Rushing TD:**

Season 5, Hasaan Klugh, 10/1/16-11/5/16  
 5, Kalif Phillips, 10/11/14 - 11/22/14  
 Overall 7, Kalif Phillips, 10/26/13 - 9/13/14

**Consecutive games with multiple Rushing TD:**

Season 3, Kalif Phillips, 8/28/14 - 9/13/14  
 Overall 5, Kalif Phillips, 11/9/13 - 9/13/14

**Consecutive games with a Receiving TD:**

Season 6, Austin Duke, 9/13/14 - 10/25/14  
 Overall 6, Austin Duke, 9/13/14 - 10/25/14

**Consecutive games with multiple Receiving TD:**

2, C.J. Crawford, 10/5/13 - 10/12/13  
 2 TD vs. #24/#25 Gardner-Webb  
 2 TD vs. UNC Pembroke

**Consecutive games with a Passing TD:**

Season 7, Matt Johnson, 9/6/14 - 10/25/14  
 Overall 9, Matt Johnson, 9/6/14 - 9/12/15

**Consecutive games with at least 3 Passing TD:**

3, Matt Johnson, 9/28/13-10/12/13  
 3 TD at Presbyterian  
 5 TD vs. #24/#25 Gardner-Webb  
 3 TD vs. UNC Pembroke

**Consecutive PAT Made:**

Season 31, Blake Brewer, 9/14/13 - 11/23/13  
 Overall 46, Blake Brewer, 2015-2016

**Consecutive FG Made:**

Season 7, Blake Brewer, 8/28/14 - 9/13/14  
 Overall 10, Blake Brewer, 11/2/13 - 9/13/14

**Consecutive Games with Punts of 50+:**

9, Arthur Hart, 9/23/17 - 11/25/17

**Consecutive Games with an Interception:**

2, Kedrick Davis, 9/1/16-9/10/16  
 2, Ben DeLuca, 10/9/16-10/15/16  
 2, Ed Rolle, 10/15/16-10/22/16  
 2, Terrance Winchester, 11/5/16-11/12/16  
 2, Desmond Cooper, 11/15/14 - 11/22/14  
 2, Mark Hogan, 8/31/13 - 9/7/13

**Consecutive Games with a fumble recovery:**

2, Ben DeLuca, 10/14/17-10/21-17  
 2, Juwan Foggie, 11/26-16-9/1/17  
 2, Branden Dozier, 9/6/14 - 9/13/14  
 2, Terry Caldwell, 9/7/13 - 9/14/13  
 2, Devon Johnson, 9/14/13 - 9/21/13

**Consecutive Games with a forced fumble:**

3, Ben DeLuca, 10/7/17-10/21-17

**Two Blocked Kicks in a game:**

vs. North Carolina Central, 9/14/13  
 Terrance Winchester blocks FG; Nico Alcalde blocks PAT



# SCORING RECORDS

CHARLOTTE 49ERS CHARLOTTE 49ERS CHARLOTTE 49ERS CHARLOTTE 49ERS

## POINTS

### GAME

1. 24 Austin Duke (4 TD) at The Citadel, 10/11/14
2. 18 Hasaan Klugh (3 TD) at FIU, 9/30/17
- 18 Hasaan Klugh (3 TD) vs. Middle Tennessee, 11/19/16
- 18 Austin Duke (3 TD) at FIU, 11/7/15
- 18 Kalif Phillips (3 TD) vs. Morehead State, 11/22/14
- 18 Kalif Phillips (3 TD) vs. Wesley College, 11/15/14
- 18 Kalif Phillips (3 TD) vs. Johnson C. Smith, 9/6/14
- 18 Kalif Phillips (3 TD) at Campbell, 8/28/14
- 18 Kalif Phillips (3 TD) at Morehead State, 11/23/13
10. 14 Blake Brewer (3-3 FG; 5-5 PAT) vs. Johnson C. Smith, 9/6/14
- 14 Blake Brewer (3-3 FG; 5-5 PAT) vs. Campbell, 8/31/13

### SEASON

1. 120 Kalif Phillips (20 TD), 2014
2. 100 Blake Brewer (18 FG; 46 PAT), 2014
3. 78 Kalif Phillips (13 TD), 2013
4. 69 Blake Brewer (9 FG; 42 PAT), 2013
5. 66 Blake Brewer (14 FG; 24 PAT), 2015
6. 60 Austin Duke (10 TD), 2014
7. 56 Hasaan Klugh (9 TD; 1 2-PT), 2017
8. 50 Hasaan Klugh (8 TD; 1 2-PT), 2016
9. 38 CJ Crawford (6 TD; 1 2-PT), 2013
10. 36 Austin Duke (6 TD), 2013

### CAREER

1. 261 Blake Brewer (41 FG; 112 PAT), 2013-16
2. 258 Kalif Phillips (43 TD), 2013-16
3. 150 Austin Duke (25 TD), 2013-16
4. 106 Hasaan Klugh (17 TD; 2 2-PT), 2016-17
5. 72 Trent Bostick (12 TD), 2013-17
6. 60 TL Ford II (10 TD), 2014-17
7. 41 Stephen Muscarello (7 FG; 20 PAT), 2013-16
8. 38 CJ Crawford (6 TD; 1 2-PT), 2013
- 36 Workpeh Kofa (6 TD), 2015-17

## TOUCHDOWNS

### GAME

1. 4 Austin Duke (3 rec; 1 rush) at The Citadel, 10/11/14
2. 3 Hasaan Klugh (3 rush) at FIU, 9/30/17
- 3 Hasaan Klugh (3 rush) vs. Middle Tennessee, 11/19/16
- 3 Austin Duke (3 rec.) at FIU, 11/7/15
- 3 Kalif Phillips (3 rush) vs. Morehead State, 11/22/14
- 3 Kalif Phillips (3 rush) vs. Wesley College, 11/15/14
- 3 Kalif Phillips (3 rush) vs. Johnson C. Smith, 9/6/14
- 3 Kalif Phillips (3 rush) at Campbell, 8/28/14
- 3 Kalif Phillips (3 rush) at Morehead State, 11/23/13

### SEASON

1. 20 Kalif Phillips, 2014
2. 13 Kalif Phillips, 2013
3. 10 Austin Duke, 2014
4. 9 Hasaan Klugh, 2017
5. 8 Hasaan Klugh, 2016
6. 6 Austin Duke, 2013
- 6 CJ Crawford, 2013
8. 5 Kalif Phillips, 2016
- 5 Robert Washington, 2016
- 5 Workpeh Kofa, 2016

- 5 Austin Duke, 2015
- 5 Kalif Phillips, 2015
- 5 Alan Barnwell, 2013

### CAREER

1. 43 Kalif Phillips, 2013-16
2. 25 Austin Duke, 2013-16
3. 17 Hasaan Klugh, 2016-17
4. 12 Trent Bostick, 2013-17
5. 10 TL Ford II, 2014-17
6. 6 Workpeh Kofa, 2015-17
- 6 CJ Crawford, 2013
8. 5 Robert Washington, 2016
- 5 Matt Johnson, 2013-16
- 5 Alan Barnwell, 2013
- 4 Benny LeMay, 2016-17

## PASSING TOUCHDOWNS

### GAME

1. 5 Matt Johnson vs. Chowan, 9/7/13
- 5 Matt Johnson vs. Gardner-Webb, 10/5/13
3. 4 Matt Johnson at The Citadel, 10/11/14
4. 3 Hasaan Klugh vs. North Carolina A&T, 9/16/17
- 3 Kevin Olsen vs. Elon, 9/10/16
- 3 Hasaan Klugh at Florida Atlantic, 10/9/16
- 3 Matt Johnson vs. Campbell, 8/31/13
- 3 Matt Johnson at Presbyterian, 9/28/13
- 3 Matt Johnson vs. UNC Pembroke, 10/12/13

### SEASON

1. 21 Matt Johnson, 2013
2. 13 Matt Johnson, 2014
3. 10 Hasaan Klugh, 2017
- 10 Hasaan Klugh, 2016
4. 7 Matt Johnson, 2014
5. 6 Kevin Olsen, 2016
- 6 Lee McNeill, 2014
7. 4 Brooks Barden, 2015

### CAREER

1. 42 Matt Johnson, 2013-16
2. 20 Hasaan Klugh, 2016-17
3. 8 Lee McNeill, 2013-16
4. 6 Kevin Olsen, 2016
5. 4 Brooks Barden, 2015

## RUSHING TOUCHDOWNS

### GAME

1. 3 Hasaan Klugh at FIU, 9/30/17
- 3 Hasaan Klugh vs. Middle Tennessee, 11/19/16
- 3 Kalif Phillips vs. Morehead State, 11/22/14
- 3 Kalif Phillips vs. Wesley College, 11/15/14
- 3 Kalif Phillips vs. Johnson C. Smith, 9/6/14
- 3 Kalif Phillips at Campbell, 8/28/14
- 3 Kalif Phillips at Morehead State, 11/23/13
8. 2 Aaron McAllister at WKU, 10/24/17
- 2 Hasaan Klugh vs. UAB, 10/21/17
- 2 Robert Washington vs. Elon, 9/10/16
- 2 Kalif Phillips at Marshall, 10/22/16
- 2 Kalif Phillips at Old Dominion, 10/17/15
- 2 Damarrell Alexander vs. Morehead State, 11/22/14
- 2 Kalif Phillips vs. James Madison, 11/25/14
- 2 Kalif Phillips vs. #25 Charleston Southern, 9/27/14
- 2 Kalif Phillips at North Carolina Central, 9/13/14
- 2 Kalif Phillips vs. Wesley, 11/9/13
- 2 Kalif Phillips at Charleston Southern, 10/26/13
- 2 Kalif Phillips at Presbyterian, 9/28/13

#GOLDSTANDARD	#ROCKSOLID	#GOLDSTANDARD	#ROCKSOLID
<b>SEASON</b> 1. 20 Kalif Phillips, 2014 2. 12 Kalif Phillips, 2013 3. 9 Hasaan Klugh, 2017 4. 8 Hasaan Klugh, 2016 5. 5 Robert Washington, 2016 5 Kalif Phillips, 2015 5 Alan Barnwell, 2013 8. 4 Kalif Phillips, 2016 4 Maetron Thomas, 2014 10. 3 Matt Johnson, 2013  <b>CAREER</b> 1. 41 Kalif Phillips, 2013-16 2. 17 Hasaan Klugh, 2016-17 3. 5 Robert Washington, 2016 5 Matt Johnson, 2013-15 5 Alan Barnwell, 2013 6. 4 Lee McNeill, 2013-15 4 Maetron Thomas, 2014 8. 3 Damarrell Alexander, 2013-14 -- 2 Benny LeMay, 2016-17 -- 2 Aaron McAllister, 2017  <b>RECEIVING TOUCHDOWNS</b> <b>GAME</b> 1. 3 Austin Duke at FIU, 11/7/15 3 Austin Duke at The Citadel, 10/11/14 3. 2 Richard Murphy vs. UTSA, 11/14/15 2 Austin Duke vs. #25 Charleston Southern, 9/27/14 2 Austin Duke vs. Chowan, 9/7/13 2 Austin Duke vs. Gardner-Webb, 10/5/13 2 CJ Crawford vs. Gardner-Webb, 10/5/13 2 CJ Crawford vs. UNC Pembroke, 10/12/13  <b>SEASON</b> 1. 9 Austin Duke, 2014 2. 6 Austin Duke, 2013 6 CJ Crawford, 2013 4. 5 Workpeh Kofa, 2016 5 Austin Duke, 2014 6. 4 Austin Duke, 2016 4 TL Ford II, 2016 4 TL Ford II, 2014 4 Trent Bostick, 2013 10. 3 Trent Bostick, 2017 3 Trent Bostick, 2015  <b>CAREER</b> 1. 24 Austin Duke, 2013-16 2. 12 Trent Bostick, 2013-17 3. 10 TL Ford II, 2014-17 4. 6 Workpeh Kofa, 2015-16 6 CJ Crawford, 2013 6. 4 Justin Bolus, 2013-16 4 Richard Murphy, 2014-15 8. 2 Benny LeMay, 2016-17 2 Kalif Phillips, 2013-16 2 Mikel Hunter, 2013  <b>TWO-POINT CONVERSIONS</b> <b>GAME</b> 1. 1 Chris Montgomery (Hasaan Klugh) vs. NC A&T, 9/16/17 (pass) 1 Hasaan Klugh (Chris Montgomery) vs. UAB, 10/21/17 (pass) 1 Hasaan Klugh (Austin Duke) vs. Middle Tennessee, 11/19/16 (pass) 1 Dmarjai Devine (Austin Duke) at The Citadel, 10/11/14 (pass) 1 CJ Crawford vs. Campbell, 8/31/13 (rush) 1 Lee McNeill vs. UNC Pembroke, 10/12/13 (rush)		1 Mark Pettit at Coastal Carolina, 11/2/13 (rush)  <b>SEASON</b> 1. 1 Chris Montgomery, 2017 1 Hasaan Klugh, 2017 1 Hasaan Klugh, 2016 1 Dmarjai Devine, 2014 1 CJ Crawford, 2013 1 Lee McNeill, 2013 1 Mark Pettit, 2013  <b>CAREER</b> 1. 2 Hasaan Klugh, 2016-17 2. 1 Chris Montgomery, 2014-17 1 Dmarjai Devine, 2013-14 1 CJ Crawford, 2013 1 Lee McNeill, 2013-16 1 Mark Pettit, 2013-14  <b>TWO-POINT RUSH</b> <b>GAME</b> 1. 1 CJ Crawford vs. Campbell, 8/31/13 (rush) 1 Lee McNeill vs. UNC Pembroke, 10/12/13 (rush) 1 Mark Pettit at Coastal Carolina, 11/2/13 (rush)  <b>SEASON</b> 1. 1 CJ Crawford, 2013 1 Lee McNeill, 2013 1 Mark Pettit, 2013  <b>CAREER</b> 1. 1 CJ Crawford, 2013 1 Lee McNeill, 2013-15 1 Mark Pettit, 2013-14  <b>TWO-POINT PASS</b> <b>GAME</b> 1. 1 Hassan Klugh to Chris Montgomery vs. NC A&T, 9/16/17 1 Chris Montgomery to Hasaan Klugh vs. UAB, 10/21/17 1 Austin Duke to Hasaan Klugh vs. Middle Tennessee, 10/19/16 1 Austin Duke to Dmarjai Devine at The Citadel, 10/11/14  <b>SEASON</b> 1. 1 Hassan Klugh to Chris Montgomery, 2017 1 Chris Montgomery to Hasaan Klugh, 2017 1 Austin Duke to Hasaan Klugh, 2016 1 Austin Duke to Dmarjai Devine, 2014  <b>CAREER</b> 1. 2 Austin Duke, 2013-16 2. 1 Hasaan Klugh, 2016-17 1 Chris Montgomery, 2014-17  <b>TWO-POINT RECEPTION</b> <b>GAME</b> 1. 1 Chris Montgomery from Hasaan Klugh vs. NC A&T, 9/16/17 1 Hasaan Klugh from Chris Montgomery vs. UAB, 10/21/17 1 Hasaan Klugh from Austin Duke vs. Middle Tennessee, 10/19/16 1 Dmarjai Devine from Austin Duke at The Citadel, 10/11/14  <b>SEASON</b> 1. 1 Chris Montgomery from Hasaan Klugh, 2017 1 Hasaan Klugh from Chris Montgomery, 2017 1 Hasaan Klugh from Austin Duke, 2016 1 Dmarjai Devine from Austin Duke, 2014  <b>CAREER</b> 1. 2 Hasaan Klugh, 2016-17 2. 1 Chris Montgomery, 2014-17 1 Dmarjai Devine, 2013-14  <b>DEFENSIVE EXTRA POINT</b> None	



# TOTAL OFFENSE RECORDS

CHARLOTTE 49ERS CHARLOTTE 49ERS CHARLOTTE 49ERS CHARLOTTE 49ERS

## ALL-PURPOSE YARDS

### GAME

1. 319 Austin Duke at The Citadel, 10/11/14
2. 254 Damarrell Alexander vs. #2 Coastal Carolina, 11/8/14
3. 251 Austin Duke vs. #25 Charleston Southern, 9/27/14
4. 220 Kalif Phillips vs. James Madison, 10/25/14
5. 210 Kalif Phillips at Old Dominion, 10/17/15
6. 201 Mikel Hunter at Coastal Carolina, 11/2/13
7. 196 Kalif Phillips vs. #25 Charleston Southern, 9/27/14
8. 194 Benny LeMay at FIU, 9/30/17
9. 191 Kalif Phillips at Southern Miss, 11/5/16
10. 187 Kalif Phillips vs. Morehead State, 11/22/14
11. 184 Mikel Hunter vs. #24/#25 Gardner-Webb, 10/5/13
12. 174 Kalif Phillips at Florida Atlantic, 10/9/16

### SEASON

1. 1523 Kalif Phillips, 2014
2. 1511 Austin Duke, 2014
3. 1149 Kalif Phillips, 2016
4. 1138 Mikel Hunter, 2013
5. 1040 Kalif Phillips, 2015
6. 920 Kalif Phillips, 2013
7. 869 Austin Duke, 2016
8. 860 Chris Montgomery, 2016
9. 835 Chris Montgomery, 2017
10. 820 Benny LeMay, 2017

### CAREER

1. 4632 Kalif Phillips, 2013-16
2. 3709 Austin Duke, 2013-16
3. 2323 Chris Montgomery, 2014-17
4. 1776 Trent Bostick, 2013-17
5. 1273 Matt Johnson, 2013-16
6. 1138 Mikel Hunter, 2013
- 1023 Benny LeMay, 2016-17

## ALL-PURPOSE YARDS AVERAGE

### SEASON

1. 138.5 Kalif Phillips, 2014
2. 137.4 Austin Duke, 2014
3. 104.5 Kalif Phillips, 2016
4. 103.5 Mikel Hunter, 2013
5. 94.5 Kalif Phillips, 2015
6. 83.6 Kalif Phillips, 2013
7. 74.5 Benny LeMay, 2017
8. 72.4 Austin Duke, 2016
9. 71.7 Chris Montgomery, 2016
10. 69.7 Austin Duke, 2013
11. 69.6 Chris Montgomery, 2017
12. 67.3 Damarrell Alexander, 2014

### CAREER

1. 107.7 Kalif Phillips, 2013-16
2. 103.5 Mikel Hunter, 2013
3. 80.6 Austin Duke, 2013-15
4. 62.0 Alan Barnwell, 2013
5. 51.6 Chris Montgomery, 2013-17
6. 51.2 Benny LeMay, 2016-17
7. 49.2 Anthony Covington, 2015

8. 47.9 Andrew Buie, 2015

## TOTAL OFFENSE PLAYS

### SEASON

1. 467 Matt Johnson, 2013
2. 416 Hasaan Klugh, 2017
3. 313 Hasaan Klugh, 2016
4. 288 Matt Johnson, 2014
5. 229 Kalif Phillips, 2014
6. 222 Lee McNeill, 2015
7. 191 Kevin Olsen, 2016
8. 190 Kalif Phillips, 2015
9. 189 Klaif Phillips, 2016
10. 176 Matt Johnson, 2015

### CAREER

1. 975 Matt Johnson, 2013-16
2. 737 Kalif Phillips, 2013-16
3. 729 Hasaan Klugh, 2016-17
4. 395 Lee McNeill, 2013-16
5. 191 Kevin Olsen, 2016
- 171 Benny LeMay, 2016-17

## TOTAL OFFENSE YARDS

### SEASON

1. 2999 Matt Johnson, 2013
2. 2324 Matt Johnson, 2014
3. 2061 Hasaan Klugh, 2017
4. 1782 Hasaan Klugh, 2016
5. 1436 Kalif Phillips, 2014
6. 1098 Matt Johnson, 2015
7. 1017 Lee McNeill, 2014
8. 961 Kalif Phillips, 2015
9. 907 Kalif Phillips, 2016
10. 783 Kevin Olsen, 2016

### CAREER

1. 6678 Matt Johnson, 2013-16
2. 4020 Kalif Phillips, 2013-16
3. 3843 Hasaan Klugh, 2016-17
4. 1866 Lee McNeill, 2013-16
5. 907 Benny LeMay, 2016-17
6. 783 Kevin Olsen, 2016
7. 672 Brooks Barden, 2015
8. 636 Alan Barnwell, 2013
9. 618 Robert Washington, 2016
10. 527 Andrew Buie, 2015

## TOTAL OFFENSE AVERAGE

### SEASON

1. 290.5 Matt Johnson, 2014
2. 272.9 Matt Johnson, 2013
3. 187.4 Hasaan Klugh, 2017
4. 162.0 Hasaan Klugh, 2016
5. 130.5 Kevin Olsen, 2016
- 130.5 Kalif Phillips, 2014
7. 99.8 Matt Johnson, 2015
8. 92.5 Lee McNeill, 2014
9. 87.4 Kalif Phillips, 2015
10. 82.5 Kalif Phillips, 2016

### CAREER

1. 174.7 Hasaan Klugh, 2016-17
2. 167.0 Matt Johnson, 2013-16
3. 130.5 Kevin Olsen, 2016
4. 93.5 Kalif Phillips, 2013-16
5. 61.1 Brooks Barden, 2015-17

**#GOLDSTANDARD**
**#ROCKSOLID**
**#GOLDSTANDARD**
**#ROCKSOLID**

# RUSHING RECORDS



CHARLOTTE 49ERS CHARLOTTE 49ERS CHARLOTTE 49ERS CHARLOTTE 49ERS

## RUSHING TOUCHDOWNS

### GAME

1. 3 Hasaan Klugh at FIU, 9/30/17
- 3 Hasaan Klugh vs. Middle Tennessee, 11/19/16
- 3 Kalif Phillips vs. Morehead State, 11/22/14
- 3 Kalif Phillips vs. Wesley College, 11/15/14
- 3 Kalif Phillips vs. Johnson C. Smith, 9/6/14
- 3 Kalif Phillips at Campbell, 8/28/14
- 3 Kalif Phillips at Morehead State, 11/23/13
8. 2 Aaron McAllister at WKU, 10/14/17
- 2 Hasaan Klugh vs. UAB, 10/21/17
- 2 Robert Washington vs. Elon, 9/10/16
- 2 Kalif Phillips at Marshall, 10/22/16
- 2 Kalif Phillips at Old Dominion, 10/17/15
- 2 Damarrell Alexander vs. Morehead State, 11/22/14
- 2 Kalif Phillips vs. James Madison, 11/25/14
- 2 Kalif Phillips vs. #25 Charleston Southern, 9/27/14
- 2 Kalif Phillips at North Carolina Central, 9/13/14
- 2 Kalif Phillips vs. Wesley, 11/9/13
- 2 Kalif Phillips at Charleston Southern, 10/26/13
- 2 Kalif Phillips at Presbyterian, 9/28/13

### SEASON

1. 20 Kalif Phillips, 2014
2. 12 Kalif Phillips, 2013
3. 9 Hasaan Klugh, 2017
4. 8 Hasaan Klugh, 2016
5. 5 Robert Washington, 2016
- 5 Kalif Phillips, 2015
- 5 Alan Barnwell, 2013
8. 4 Kalif Phillips, 2016
- 4 Maetron Thomas, 2014
10. 3 Matt Johnson, 2013

### CAREER

1. 41 Kalif Phillips, 2013-16
2. 17 Hasaan Klugh, 2016-17
3. 5 Robert Washington, 2016-17
- 5 Matt Johnson, 2013-15
- 5 Alan Barnwell, 2013
6. 4 Lee McNeill, 2013-15
- 4 Maetron Thomas, 2014
8. 3 Damarrell Alexander, 2013-14

## YARDS RUSHING

### PLAY

1. 89 Aaron McAllister (Rush) at WKU, 10/14/17
2. 77 Brooks Barden (Rush) at WKU, 10/14/17
- 77 Kalif Phillips vs. #25 Charleston Southern, 9/27/14
4. 72 Kalif Phillips (Rush) at Southern Miss, 11/5/16
5. 70 Matt Johnson at NC Central, 9/13/14
- 70 Alan Barnwell at Morehead State, 11/23/13
7. 68 Matt Johnson at Morehead State, 11/23/13
8. 66 Kalif Phillips at Temple, 9/24/16
9. 63 Benny LeMay at FIU, 9/30/17
- 63 Demarrell Alexander vs. Morehead State, 11/22/14
11. 60 Maetron Thomas vs. Johnson C. Smith, 9/6/14

### GAME

1. 204 Kalif Phillips at Old Dominion, 10/17/15
2. 196 Kalif Phillips vs. #25 Charleston Southern, 9/27/14
3. 187 Kalif Phillips vs. Morehead State, 11/22/14
4. 183 Kalif Phillips at Southern Miss, 11/5/16
5. 178 Benny LeMay at FIU, 9/30/17
6. 173 Kalif Phillips vs. Wesley College, 11/15/14
7. 168 Kalif Phillips vs. James Madison, 10/25/14
8. 164 Kalif Phillips at The Citadel, 10/11/14
9. 159 Kalif Phillips vs. FAU, 9/26/15
- 159 Kalif Phillips vs. #2 Coastal Carolina, 11/8/14
11. 158 Benny LeMay vs. NC A&T, 9/16/17
12. 157 Aaron McAllister at WKU, 10/14/17
13. 150 Matt Johnson at North Carolina Central, 9/13/14

### SEASON

1. 1436 Kalif Phillips, 2014
2. 961 Kalif Phillips, 2015
3. 907 Kalif Phillips, 2016
4. 732 Benny LeMay, 2017
5. 716 Kalif Phillips, 2013
6. 636 Alan Barnwell, 2013
7. 532 Hasaan Klugh, 2017
8. 527 Andrew Buie, 2015
9. 489 Robert Washington, 2016
10. 458 Aaron McAllister, 2017
11. 426 Hasaan Klugh, 2016
12. 418 Matt Johnson, 2013

### CAREER

1. 4020 Kalif Phillips, 2013-15
2. 1273 Matt Johnson, 2013-16
3. 958 Hasaan Klugh, 2016-17
4. 907 Benny LeMay, 2016-17
5. 636 Alan Barnwell, 2013
6. 618 Robert Washington, 2016-17
7. 527 Andrew Buie, 2015
8. 401 Damarrell Alexander, 2013-14
9. 288 Maetron Thomas, 2014



#GOLDSTANDARD

#ROCKSOLID

#GOLDSTANDARD

#ROCKSOLID

## RUSHING ATTEMPTS

### GAME

1. 36 Kalif Phillips vs. Wesley, 11/15/14
2. 35 Kalif Phillips at Old Dominion, 10/17/15
3. 29 Kalif Phillips at Southern Miss, 11/5/16  
29 Kalif Phillips vs. FAU, 9/26/15
5. 26 Kalif Phillips vs. #2 Coastal Carolina, 11/8/14
6. 25 Hasaan Klugh vs. UAB, 10/21/17
7. 24 Kalif Phillips vs. FIU, 10/15/16  
24 Andrew Buie vs. UTSA, 11/14/15  
24 Andrew Buie at Kentucky, 11/21/15  
24 Kalif Phillips at Elon, 9/20/14

### SEASON

1. 229 Kalif Phillips, 2014
2. 190 Kalif Phillips, 2015
3. 189 Kalif Phillips, 2016
4. 146 Andrew Buie, 2015
5. 137 Hasaan Klugh, 2017  
137 Benny LeMay, 2017
7. 133 Alan Barnwell, 2013
8. 129 Kalif Phillips, 2013
9. 97 Robert Washington, 2016
10. 96 Matt Johnson, 2013
11. 90 Aaron McAllister, 2017

### CAREER

1. 737 Kalif Phillips, 2013-16
2. 285 Matt Johnson, 2013-16
3. 226 Hasaan Klugh, 2016-17
4. 171 Benny LeMay, 2016-17
5. 146 Andrew Buie, 2015
6. 133 Alan Barnwell, 2013
7. 130 Robert Washington, 2016-17
8. 90 Aaron McAllister, 2017
7. 77 Damarrell Alexander, 2013-14
8. 64 Lee McNeill, 2013-15

## YARDS PER RUSH

### GAME

#### Yards per Rush (min. 75 yds rushing)

1. 22.3 Brooks Barden (89 yds; 4 r) at WKU, 10/14/17
2. 16.8 Damarrell Alexander (101 yds; 6 r) at Morehead State, 11/23/13
3. 15.8 Benny LeMay (79 yds; 5 r) vs. Elon, 9/10/16
4. 15.7 Robert Washington (94 yds; 6 r) at Southern Miss, 11/5/16
5. 15.0 Matt Johnson (105 yds; 7 r) at Morehead State, 11/23/13
6. 10.7 Matt Johnson (150 yds; 14 r) at North Carolina Central, 9/13/14
7. 10.4 Kalif Phillips (187 yds; 18 r) vs. Morehead State, 11/22/14
8. 10.0 Alan Barnwell (90 yds; 9 r) at Morehead State, 11/23/13
9. 9.3 Kalif Phillips (196 yds; 21 r) vs. #25 Charleston Southern, 9/27/14
10. 8.8 Maetron Thomas (106 yds; 12 r) at The Citadel, 10/11/14  
8.8 Kalif Phillips (132 yds; 15 r) at Coastal Carolina, 11/2/13

### SEASON

1. 6.8 Damarrell Alexander, 2013
2. 6.3 Kalif Phillips, 2014  
6.3 Maetron Thomas, 2014
4. 6.1 Bradan Smith, 2015  
6.1 Matt Johnson, 2014
6. 5.6 Damarrell Alexander, 2014  
5.6 Kalif Phillips, 2013
8. 5.3 Benny LeMay, 2017
9. 5.1 Aaron McAllister, 2017  
5.1 Benny LeMay, 2016  
5.1 Kalif Phillips, 2015
12. 5.0 Robert Washington, 2016



**Matt Johnson**  
*Second all-time  
with 1128 career rushing yards*

### CAREER

1. 5.5 Kalif Phillips, 2013-16
2. 5.3 Benny LeMay, 2016-17
3. 5.2 Damarrell Alexander, 2013-14
4. 5.1 Aaron McAllister, 2017
5. 4.8 Robert Washington, 2016-17  
4.8 Alan Barnwell, 2013
7. 4.5 Matt Johnson, 2013-16
8. 4.2 Hasaan Klugh, 2016-17
9. 3.6 Andrew Buie, 2015

## YARDS PER GAME

### SEASON

1. 130.5 Kalif Phillips, 2014
2. 87.4 Kalif Phillips, 2015
3. 82.5 Kalif Phillips, 2016
4. 66.5 Benny LeMay, 2017
5. 65.1 Kalif Phillips, 2013
6. 57.8 Alan Barnwell, 2013
7. 48.4 Hasaan Klugh, 2017
8. 48.0 Maetron Thomas, 2014
9. 47.9 Matt Johnson, 2014
10. 43.9 Andrew Buie, 2015

## #GOLDSTANDARD

## #ROCKSOLID

## #GOLDSTANDARD

## #ROCKSOLID

### CAREER

1. 91.4 Kalif Phillips, 2013-15
2. 45.3 Ben LeMay, 2016-17
3. 43.9 Andrew Buie, 2015
4. 43.5 Hasaan Klugh, 2016-17
5. 41.2 Robert Washington, 2016-17
6. 38.2 Aaron McAllister, 2017
7. 31.0 Matt Johnson, 2013-15

### 100 YARD GAMES

#### SEASON

1. 7 Kalif Phillips, 2014
2. 4 Kalif Phillips, 2016
3. 3 Hassan Klugh, 2017
3. 3 Kalif Phillips, 2015
5. 2 Benny LeMay, 2017
6. 1 Aaron McAllister, 2017
- 1 Robert Washington, 2016
- 1 Damarrell Alexander, 2014
- 1 Matt Johnson, 2014
- 1 Maetron Thomas, 2014
- 1 Damarrell Alexander, 2013
- 1 Matt Johnson, 2013
- 1 Kalif Phillips, 2013

### CAREER

1. 15 Kalif Phillips, 2013-16
2. 3 Hassan Klugh, 2016-17
3. 2 Benny LeMay, 2016-17
- 2 Damarrell Alexander, 2013-14
- 2 Matt Johnson, 2013-16
6. 1 Aaron McAllister, 2017
- 1 Robert Washington, 2016-17
- 1 Maetron Thomas, 2014

Aaron McAllister's 89-yard run at WKU in 2017 is the longest in school history.

Hasaan Klugh had three 100-yard rushing games in 2017

### 100-Yard Rushing Games (27)

Kalif Phillips	204	ODU	A	L, 34-37	Oct. 17, 2015
Kalif Phillips	196	#25 CSU	H	L, 41-47	Sept. 27, 2014
Kalif Phillips	187	Morehead	H	W, 52-14	Nov. 22, 2014
Kalif Phillips	183	USM	A	W, 38-27	Nov. 5, 2016
Benny LeMay	178	FIU	A	L, 29-30	Sept. 30, 2017
Kalif Phillips	173	Wesley	H	W, 38-33	Nov. 15, 2014
Kalif Phillips	168	JMU	H	L, 40-48	Oct. 25, 2014
Kalif Phillips	164	Citadel	A	L, 56-63	Oct. 11, 2014
Kalif Phillips	159	FAU	H	L, 7-17	Sept. 26, 2015
Kalif Phillips	159	#2 Coastal	H	L, 34-59	Nov. 8, 2014
Benny LeMay	158	#20 NC A&T	H	L, 31-35	Sept. 16, 2017
Aaron McAllister	157	WKU	A	L, 14-45	Oct. 14, 2017
Matt Johnson	150	NCCU	A	W, 40-28	Sept. 13, 2014
Hasaan Klugh	140	UAB	H	W, 25-24	Oct. 21, 2017
Kalif Phillips	132	FAU	A	W, 28-23	Oct. 9, 2016
Kalif Phillips	132	CCU	A	L, 25-50	Nov. 2, 2013
Kalif Phillips	125	Temple	H	L, 3-37	Oct. 2, 2015
Kalif Phillips	123	Marshall	A	W, 27-24	Oct. 22, 2016
Robert Washington	120	E. Michigan	H	L, 19-37	Sept. 17, 2016
Kalif Phillips	114	Temple	A	L, 20-48	Sept. 24, 2016
Hasaan Klugh	107	FIU	A	L, 29-30	Sept. 30, 2017
Damarrell Alexander	107	Morehead	H	W, 52-14	Nov. 22, 2014
Maetron Thomas	106	Citadel	A	L, 56-63	Oct. 11, 2014
Matt Johnson	105	Morehead	A	W, 61-17	Nov. 23, 2013
Kalif Phillips	104	NCCU	A	W, 40-28	Sept. 13, 2014
Hasaan Klugh	101	EMU	A	L, 7-24	Sept. 1, 2017
Damarrell Alexander	101	Morehead	A	W, 61-17	Nov. 23, 2013

### 49-Yard Rushes (20)

1. 89 Aaron McAllister (Rush) at WKU, 10/14/17
2. 77 Brooks Barden (Rush) at WKU, 10/14/17
- 77 Kalif Phillips vs. #25 Charleston Southern, 9/27/14
4. 72 Kalif Phillips (Rush) at Southern Miss, 11/5/16
5. 70 Matt Johnson at NC Central, 9/13/14
- 70 Alan Barnwell at Morehead State, 11/23/13
7. 68 Matt Johnson at Morehead State, 11/23/13
8. 66 Kalif Phillips at Temple, 9/24/16
9. 63 Benny LeMay at FIU, 9/30/17
- 63 Damarrell Alexander vs. Morehead State, 11/22/14
11. 60 Maetron Thomas vs. Johnson C. Smith, 9/6/14
12. 59 Kalif Phillips vs. Morehead State, 11/22/14
13. 58 Robert Washington at Southern Miss, 11/5/16
14. 56 Alan Barnwell vs. #24/#25 GWU, 10/5/13
15. 51 Hasaan Klugh at Eastern Michigan, 9/1/17
- 51 Kalif Phillips vs. #3 Coastal Carolina, 11/8/14
- 51 Damarrell Alexander at Morehead State, 11/23/13
18. 50 Kalif Phillips at Morehead State, 11/23/13
19. 49 Matt Johnson at Gardner-Webb, 10/4/14
- 49 Donjore Gainey at Morehead State, 11/23/13





#GOLDSTANDARD

#ROCKSOLID

#GOLDSTANDARD

#ROCKSOLID

# RECEIVING RECORDS



CHARLOTTE 49ERS CHARLOTTE 49ERS CHARLOTTE 49ERS CHARLOTTE 49ERS

## RECEIVING TOUCHDOWNS

### GAME

1. 3 Austin Duke at FIU, 11/7/15
- 3 Austin Duke at The Citadel, 10/11/14
3. 2 Richard Murphy vs. UTSA, 11/14/15
- 2 Austin Duke vs. #25 Charleston Southern, 9/27/14
- 2 Austin Duke vs. Chowan, 9/7/13
- 2 Austin Duke vs. Gardner-Webb, 10/5/13
- 2 CJ Crawford vs. Gardner-Webb, 10/5/13
- 2 CJ Crawford vs. UNC Pembroke, 10/12/13

### SEASON

1. 9 Austin Duke, 2014
2. 6 Austin Duke, 2013
- 6 CJ Crawford, 2013
4. 5 Workpeh Kofa, 2016
- 5 Austin Duke, 2014
6. 4 Austin Duke, 2016
- 4 TL Ford II, 2016
- 4 TL Ford II, 2014
- 4 Trent Bostick, 2013
10. 3 Trent Bostick, 2017
- 3 Trent Bostick, 2015

### CAREER

1. 24 Austin Duke, 2013-16
2. 12 Trent Bostick, 2013-17
3. 10 TL Ford II, 2014-17
4. 6 Workpeh Kofa, 2015-17
- 6 CJ Crawford, 2013
6. 4 Justin Bolus, 2013-16
- 4 Richard Murphy, 2014-15
8. 2 Benny LeMay, 2016-17
- 2 Kalif Phillips, 2013-16
- 2 Mikel Hunter, 2013

## YARDS RECEIVING

### PLAY

1. 98 Austin Duke (Matt Johnson) vs. James Madison, 10/25/14
2. 83 Austin Duke (Matt Johnson) at The Citadel, 10/11/14
3. 80 Austin Duke (Matt Johnson) at Gardner-Webb, 10/4/14
4. 76 Austin Duke (Matt Johnson) vs. Elon, 9/10/16
- 76 Austin Duke (Hasaan Klugh) at UTSA, 11/26/16
6. 74 Austin Duke (Matt Johnson) vs. #25 Chas. Southern, 9/27/14
7. 71 Richard Murphy (McNeill) vs. Morehead State, 11/22/14
- 71 Austin Duke (Matt Johnson) at The Citadel, 10/11/14
9. 69 Austin Duke (Hasaan Klugh) at FAU, 10/9/16
10. 68 Trent Bostick (Hasaan Klugh) vs. UAB, 10/21/17
11. 65 Austin Duke (Matt Johnson) at NC Central, 9/13/14

### GAME

1. 254 Austin Duke at The Citadel, 10/11/14
2. 251 Austin Duke vs. #25 Charleston Southern, 9/27/14
3. 166 Austin Duke at Presbyterian, 9/12/15
4. 162 Austin Duke vs. James Madison, 10/25/14
5. 129 Austin Duke at Gardner-Webb, 10/4/14
6. 128 Austin Duke vs. UNC Pembroke, 10/12/13
7. 126 Austin Duke at North Carolina Central, 9/13/14
8. 123 Austin Duke at Elon, 9/20/14
9. 115 Austin Duke at UTSA, 11/26/16
10. 114 Dmarjai Devine at Gardner-Webb, 10/4/14
- 114 Trent Bostick at Chas. Southern, 10/26
12. 112 Austin Duke vs. Middle Tennessee, 11/19/16
13. 111 Austin Duke at Florida Atlantic, 10/9/16
14. 110 Workpeh Kofa vs. NC A&T, 9/16/17
15. 108 Austin Duke at FIU, 11/7/15
16. 107 Trent Bostick vs. Gardner-Webb, 10/5/13
17. 103 Austin Duke vs. Elon, 9/10/16
18. 97 Austin Duke vs. NC Central, 9/14/13
19. 96 Trent Bostick at Rice, 11/28/15
- 96 Austin Duke vs. Wesley, 11/9/13
21. 95 Austin Duke at Georgia State, 9/4/15
22. 92 TL Ford II at Temple, 9/24/16
- 92 Richard Murphy vs. Morehead State, 11/22/14
- 92 Austin Duke vs. Wesley, 11/15/14
- 92 Trent Bostick vs. Johnson C. Smith, 9/6/14

### SEASON

1. 1373 Austin Duke, 2014
2. 803 Austin Duke, 2016
2. 727 Austin Duke, 2013
3. 594 Trent Bostick, 2013
4. 551 Mikel Hunter, 2013
5. 534 Austin Duke, 2015
6. 457 Trent Bostick, 2015
7. 430 TL Ford II, 2016
8. 365 Trent Bostick, 2014
9. 364 CJ Crawford, 2013
10. 357 Trent Bostick, 2017

### CAREER

1. 3437 Austin Duke, 2013-16
2. 1773 Trent Bostick, 2013-17
3. 1124 TL Ford II, 2014-17
4. 849 Workpeh Kofa, 2015-17
5. 565 Justin Bolus, 2013-16
6. 551 Mikel Hunter, 2013
7. 484 Kalif Phillips, 2013-16
8. 379 Mark Quattlebaum, 2015-17
9. 373 Dmarjai Devine, 2013-14
10. 364 CJ Crawford, 2013

#GOLDSTANDARD

#ROCKSOLID

#GOLDSTANDARD

#ROCKSOLID

## RECEPTIONS

### GAME

1. 12 Austin Duke at The Citadel, 10/11/14
- 12 Austin Duke vs. #25 Charleston Southern, 9/27/14
3. 9 Austin Duke vs. Eastern Michigan, 9/17/16
- 9 Austin Duke vs. Presbyterian, 9/12/15
- 9 Austin Duke at Elon, 9/20/14
- 9 Austin Duke vs. UNC Pembroke, 10/12/13
- 9 Trent Bostick vs. Gardner-Webb, 10/5/13
- 9 Mikel Hunter vs. UNC Pembroke, 10/12/13

### SEASON

1. 79 Austin Duke, 2014
2. 62 Austin Duke, 2013
3. 59 Austin Duke, 2016
4. 53 Austin Duke, 2015
5. 45 Mikel Hunter, 2013
6. 42 Trent Bostick, 2013
7. 36 TL Ford II, 2016
8. 33 Trent Bostick, 2014
9. 32 Trent Bostick, 2015
10. 31 Mark Quattlebaum, 2017
- 31 CJ Crawford, 2013

### CAREER

1. 253 Austin Duke, 2013-16
2. 131 Trent Bostick, 2013-17
3. 92 TL Ford II, 2014-17
4. 69 Workpeh Kofa, 2015-17
5. 46 Kalif Phillips, 2013-16
6. 45 Mikel Hunter, 2013
7. 43 Justin Bolus, 2013-16
8. 35 Mark Quattlebaum, 2015-17
9. 31 CJ Crawford, 2013
10. 24 Richard Murphy, 2014-15
- 24 Dmarjai Devine, 2013-14

## YARDS PER CATCH

### GAME (Min. 3 catches)

1. 38.3 Austin Duke (115 yds; 3 rec.) at UTSA, 11/26/16
2. 30.7 Richard Murphy (92 yds; 3 rec.) vs. Morehead State, 11/22/14
3. 25.8 Austin Duke (103 yds; 4 rec.) vs. Elon, 9/10/16
4. 23.1 Austin Duke (162 yds; 7 rec.) vs. James Madison, 10/25/14
5. 23.0 Trent Bostick (92 yds; 4 rec.) at Campbell, 8/28/14
6. 22.8 Trent Bostick (114 yds; 5 rec.) at Chas. Southern, 10/26/13
7. 22.3 Trent Bostick (67 yds; 3 rec.) vs. Middle Tennessee, 11/11/17
8. 21.2 Austin Duke (254 yds; 12 rec.) at The Citadel, 10/11/14
9. 21.0 Austin Duke (126 yds; 6 rec.) at NC Central, 9/13/14

### SEASON (2 rec./game played)

1. 17.4 Austin Duke, 2014
2. 14.9 Trent Bostick, 2017
3. 14.3 Trent Bostick, 2015
4. 14.1 Trent Bostick, 2013
5. 13.7 Workpeh Kofa, 2017
6. 13.6 Austin Duke, 2016
7. 12.2 Workpeh Kofa, 2016
- 12.2 Mikel Hunter, 2013
9. 11.9 TL Ford II, 2016
10. 11.7 Austin Duke, 2013
- 11.7 CJ Crawford, 2013

### CAREER

1. 15.5 Dmarjai Devine, 2013-14
2. 13.6 Austin Duke, 2013-15
3. 13.5 Trent Bostick, 2013-17
4. 13.1 Justin Bolus, 2013-15
5. 12.3 Workpeh Kofa, 2015-17



### Austin Duke

*Owens 13 100-yard receiving games, including each of the program's top nine single-game performances.*

6. 12.2 TL Ford II, 2014-17
- 12.2 Mikel Hunter, 2013
8. 11.7 CJ Crawford, 2013
9. 10.8 Mark Quattlebaum, 2015-17
10. 10.5 Kalif Phillips, 2013-15

## YARDS PER GAME

### SEASON

1. 124.8 Austin Duke, 2014
2. 66.9 Austin Duke, 2016
3. 66.1 Austin Duke, 2013
4. 54.0 Trent Bostick, 2013
5. 50.1 Mikel Hunter, 2013
6. 44.5 Austin Duke, 2015
7. 40.6 Trent Bostick, 2014
8. 38.1 Trent Bostick, 2015
9. 35.8 TL Ford II, 2016
10. 34.3 Workpeh Kofa, 2017
11. 33.1 CJ Crawford, 2013
12. 31.5 Dmarjai Devine, 2014
13. 29.8 Trent Bostick, 2017
14. 28.6 Mark Quattlebaum, 2017
15. 27.4 Workpeh Kofa, 2016



## #GOLDSTANDARD

## #ROCKSOLID

## #GOLDSTANDARD

## #ROCKSOLID

### CAREER

1. 74.7 Austin Duke, 2013-16
2. 40.3 Trent Bostick, 2013-17
3. 25.0 Workpeh Kofa, 2015-17
4. 23.9 TL Ford II, 2014-17
5. 17.0 Dmarjai Devine, 2013-14
6. 14.6 Mark Quattlebaum, 2015-17
7. 12.6 Justin Bolus, 2014
8. 12.4 Richard Murphy, 2014-15

### 100 YARD RECEIVING GAMES

#### SEASON

1. 6 Austin Duke, 2014
2. 4 Austin Duke, 2016
3. 2 Austin Duke, 2015
- 2 Trent Bostick, 2013
5. 1 Workpeh Kofa, 2017
- 1 Dmarjai Devine, 2014
- 1 Austin Duke, 2013

### CAREER

1. 13 Austin Duke, 2013-16
2. 2 Trent Bostick 2013-15
3. 1 Workpeh Kofa, 2015-17
- 1 Dmarjai Devine, 2013-14

Workpeh Kofa had the 49ers' 17th 100-yard receiving effort last year vs. NC A&T

Mark Quattlebaum had a pair of catches of over 50 yards in 2017

### 200-Yard Receiving (2)

Austin Duke	251	#25 CSU	H	L, 41-47	Sept. 27, 2014
Austin Duke	254	Citadel	A	L, 56-63	Oct. 11, 2014

### 100-Yard Receiving (17)

Austin Duke	254	Citadel	A	L, 56-63	Oct. 11, 2014
Austin Duke	251	#25 CSU	H	L, 41-47	Sept. 27, 2014
Austin Duke	166	PC	H	W, 34-10	Sept. 12, 2015
Austin Duke	162	JMU	H	L, 40-48	Oct. 25, 2014
Austin Duke	129	GWU	A	L, 24-27	Oct. 4, 2014
Austin Duke	128	UNCP	H	L, 22-45	Oct. 12, 2013
Austin Duke	126	NCCU	A	W, 40-28	Sept. 13, 2014
Austin Duke	123	Elon	A	L, 13-20	Sept. 20, 2014
Austin Duke	115	UTSA	A	L, 14-33	Nov. 26, 2016
Trent Bostick	114	CSU	A	L, 14-36	Oct. 26, 2013
Dmarjai Devine	114	GWU	A	L, 24-27	Oct. 4, 2014
Austin Duke	112	MT	H	L, 31-38	Nov. 19, 2016
Austin Duke	111	FAU	A	W, 28-23	Oct. 9, 2016
Workpeh Kofa	110	NC A&T	H	L, 31035	Sept. 16, 2017
Austin Duke	108	FIU	A	L, 31-48	Nov. 7, 2015
Trent Bostick	107	GWU	H	W, 53-51	Oct. 5, 2013
Austin Duke	103	Elon	H	W, 47-14	Sept. 10, 2016

### 50-Yard Receptions (23)

1. 98 Austin Duke (Matt Johnson) vs. James Madison, 10/25/14
2. 83 Austin Duke (Matt Johnson) at The Citadel, 10/11/14
3. 80 Austin Duke (Matt Johnson) at Gardner-Webb, 10/4/14
4. 76 Austin Duke (Matt Johnson) vs. Elon, 9/10/16
- 76 Austin Duke (Hasaan Klugh) at UTSA, 11/26/16
6. 74 Austin Duke (Matt Johnson) vs. #25 Chas. Southern, 9/27/14
7. 71 Richard Murphy (McNeill) vs. Morehead State, 11/22/14
- 71 Austin Duke (Matt Johnson) at The Citadel, 10/11/14
9. 69 Austin Duke (Hasaan Klugh) at FAU, 10/9/16
10. 68 Trent Bostick (Hasaan Klugh) vs. UAB, 10/21/17
11. 65 Austin Duke (Matt Johnson) at NC Central, 9/13/14
12. 63 Austin Duke (Matt Johnson) at Georgia State, 9/4/15
13. 62 Chris Montgomery (McNeill) vs. Johnson C. Smith, 9/6/14
- 62 Justin Bolus (Matt Johnson) at Campbell, 8/28/14
15. 61 Austin Duke (Matt Johnson) vs. #25 Chas. Southern, 9/27/14
16. 59 Dmarjai Devine (Matt Johnson) at Gardner-Webb, 10/4/14
17. 56 Trent Bostick (Matt Johnson) at Rice, 11/28/15
18. 55 Austin Duke (Hasaan Klugh) at Middle Tennessee, 11/19/16
- 55 Dmarjai Devine (Matt Johnson) at Gardner-Webb, 10/4/14
20. 53 Mikel Hunter (Matt Johnson) at Presbyterian, 9/28/13
21. 52 Mark Quattlebaum (Hasaan Klugh) vs. Middle Tennessee, 11/11/17
- 52 Mark Quattlebaum (Hasaan Klugh) vs. Georgia State, 9/23/17
23. 51 Trent Bostick (Matt Johnson) vs. Johnson C. Smith, 9/6/14



# PASSING RECORDS



CHARLOTTE 49ERS CHARLOTTE 49ERS CHARLOTTE 49ERS CHARLOTTE 49ERS

## PASSING TOUCHDOWNS

### GAME

- 5 Matt Johnson vs. Chowan, 9/7/13
- 5 Matt Johnson vs. Gardner-Webb, 10/5/13
- 4 Matt Johnson at The Citadel, 10/11/14
- 3 Hasaan Klugh vs. NC A&T, 9/16/17
- 3 Kevin Olsen vs. Elon, 9/10/16
- 3 Hasaan Klugh at Florida Atlantic, 10/9/16
- 3 Matt Johnson vs. Campbell, 8/31/13
- 3 Matt Johnson at Presbyterian, 9/28/13
- 3 Matt Johnson vs. UNC Pembroke, 10/12/13

### SEASON

- 21 Matt Johnson, 2013
- 13 Matt Johnson, 2014
- 10 Hasaan Klugh, 2017
- 10 Hasaan Klugh, 2016
- 7 Matt Johnson, 2014
- 6 Kevin Olsen, 2016
- 6 Lee McNeill, 2014
- 4 Brooks Barden, 2015

### CAREER

- 42 Matt Johnson, 2013-16
- 20 Hasaan Klugh, 2016-17
- 8 Lee McNeill, 2013-16
- 6 Kevin Olsen, 2016
- 4 Brooks Barden, 2015-17

## YARDS PASSING

### GAME

- 358 Matt Johnson at The Citadel, 10/11/14
- 342 Matt Johnson vs. Gardner-Webb, 10/5/13
- 335 Matt Johnson vs. NC Central, 9/14/13
- 305 Matt Johnson vs. #25 Charleston Southern, 9/27/14
- 285 Matt Johnson vs. Johnson C. Smith, 9/6/14
- 282 Matt Johnson vs. Campbell, 8/31/13

### SEASON

- 2581 Matt Johnson, 2013
- 1941 Matt Johnson, 2014
- 1529 Hasaan Klugh, 2017
- 1356 Hasaan Klugh, 2016
- 974 Lee McNeill, 2014
- 878 Lee McNeill, 2015
- 842 Kevin Olsen, 2016
- 771 Matt Johnson, 2015
- 440 Brooks Barden, 2015

### CAREER

- 5405 Matt Johnson, 2013-16
- 2885 Hasaan Klugh, 2016-17
- 1892 Lee McNeill, 2013-15
- 842 Kevin Olsen, 2016
- 559 Brooks Barden, 2015-17

## YARD PER GAME

### SEASON

- 242.6 Matt Johnson, 2014
- 234.6 Matt Johnson, 2013
- 140.3 Kevin Olsen, 2016
- 139.0 Hasaan Klugh, 2017
- 123.3 Hasaan Klugh, 2016
- 88.5 Lee McNeill, 2014
- 73.2 Lee McNeill, 2015
- 70.1 Matt Johnson, 2015
- 62.9 Brooks Barden, 2015

### CAREER

- 150.1 Matt Johnson, 2013-16
- 140.3 Kevin Olsen, 2016
- 131.1 Hasaan Klugh, 2016-17
- 50.8 Brooks Barden, 2015-17
- 41.1 Lee McNeill, 2013-16

## PASS ATTEMPTS

### GAME

- 52 Matt Johnson vs. NC Central, 9/14/13
- 49 Hasaan Klugh vs. Middle Tennessee, 11/19/16
- 46 Matt Johnson vs. Gardner-Webb, 10/5/13
- 43 Matt Johnson at The Citadel, 10/11/14
- 42 Kevin Olsen at Temple, 9/24/16
- 40 Matt Johnson at Elon, 9/29/14
- 40 Matt Johnson vs. UNC Pembroke, 10/12/13

### SEASON

- 371 Matt Johnson, 2013
- 279 Hasaan Klugh, 2017
- 225 Matt Johnson, 2014
- 224 Hasaan Klugh, 2016
- 190 Lee McNeill, 2015
- 175 Kevin Olsen, 2016

### CAREER

- 690 Matt Johnson, 2013-16
- 503 Hasaan Klugh, 2016-17
- 331 Lee McNeill, 2013-16
- 175 Kevin Olsen, 2016
- 129 Brooks Barden, 2015-17

## PASS COMPLETIONS

### GAME

- 35 Matt Johnson vs. NC Central, 9/14/13
- 27 Matt Johnson vs. Gardner-Webb, 10/5/13
- 25 Matt Johnson vs. UNC Pembroke, 10/12/13

### SEASON

- 223 Matt Johnson, 2013
- 133 Hasaan Klugh, 2017
- 120 Hasaan Klugh, 2016
- 117 Matt Johnson, 2014
- 100 Lee McNeill, 2015
- 87 Kevin Olsen, 2016

### CAREER

- 392 Matt Johnson, 2013-16
- 253 Hasaan Klugh, 2016-17
- 180 Lee McNeill, 2013-16
- 87 Kevin Olsen, 2016
- 62 Brooks Barden, 2015-17





#GOLDSTANDARD	#ROCKSOLID	#GOLDSTANDARD	#ROCKSOLID
<b>PASS COMPLETION PCT.</b> <b>GAME</b> <ol style="list-style-type: none"> <li>.824 (14-17) Hasaan Klugh at Florida Atlantic, 10/9/16</li> <li>.782 (19-25) Kevin Olsen vs. Elon, 9/10/16</li> <li>.767 (23-30) Matt Johnson vs. Chowan, 9/7/13</li> <li>.750 (9-12) Brooks Barden at FIU, 11/7/15</li> <li>.750 (9-12) Lee McNeill at Rice, 11/28/15</li> </ol> <b>SEASON</b> <ol style="list-style-type: none"> <li>60.1 Matt Johnson, 2013</li> <li>58.5 Lee McNeill, 2014</li> <li>54.7 Matt Johnson, 2015</li> <li>53.6 Hasaan Klugh, 2016</li> <li>52.6 Lee McNeill, 2015</li> <li>52.0 Matt Johnson, 2014</li> <li>49.7 Kevin Olsen, 2016</li> <li>49.5 Brooks Barden, 2015</li> </ol> <b>CAREER</b> <ol style="list-style-type: none"> <li>.568 Matt Johnson, 2013-16</li> <li>.543 Lee McNeill, 2013-16</li> <li>.503 Hasaan Klugh, 2016-17</li> <li>.497 Kevin Olsen, 2016</li> <li>.481 Brooks Barden, 2015-17</li> </ol> <b>PASSING YARDS PER COMPLETION</b> <b>GAME</b> <ol style="list-style-type: none"> <li>24.3 Hasaan Klugh (146 yds; 6 comp) at UTSA, 11/26/16</li> <li>23.8 Matt Johnson (187 yds; 8 comp) vs. Presbyterian, 9/12/15</li> <li>23.2 Matt Johnson (116 yards; 5 comp) vs. UTSA, 11/14/15</li> <li>21.9 Matt Johnson (285 yds; 13 comp) vs. Johnson C. Smith, 9/6/14</li> <li>21.3 Matt Johnson (255 yds; 12 comp) at Gardner-Webb, 10/4/14</li> <li>19.1 Matt Johnson (305 yds; 16 comp) vs. Charleston Southern, 9/27/14</li> </ol> <b>SEASON</b> <ol style="list-style-type: none"> <li>16.59 Matt Johnson, 2014</li> <li>16.40 Matt Johnson, 2015</li> <li>13.53 Lee McNeill, 2014</li> <li>11.57 Matt Johnson, 2013</li> <li>11.50 Hasaan Klugh, 2017</li> <li>11.30 Hasaan Klugh, 2016</li> <li>9.68 Kevin Olsen, 2016</li> <li>8.98 Brooks Barden, 2015</li> <li>8.78 Lee McNeill, 2015</li> </ol> <b>CAREER</b> <ol style="list-style-type: none"> <li>13.8 Matt Johnson, 2013-16</li> <li>11.4 Hasaan Klugh, 2016</li> <li>10.5 Lee McNeill, 2013-16</li> <li>9.7 Kevin Olsen, 2016</li> <li>9.0 Brooks Barden, 2015-17</li> </ol> <b>PASSING YARDS PER ATTEMPT</b> <b>SEASON</b> <ol style="list-style-type: none"> <li>8.97 Matt Johnson, 2015</li> <li>8.63 Matt Johnson, 2014</li> <li>7.92 Lee McNeill, 2014</li> <li>6.96 Matt Johnson, 2013</li> <li>6.05 Hasaan Klugh, 2016</li> <li>5.48 Hasaan Klugh, 2017</li> <li>4.81 Kevin Olsen, 2016</li> <li>4.62 Lee McNeill, 2015</li> <li>4.44 Brooks Barden, 2015</li> </ol> <b>CAREER</b> <ol style="list-style-type: none"> <li>7.8 Matt Johnson, 2013-16</li> <li>5.74 Hasaan Klugh, 2016-17</li> <li>5.72 Lee McNeill, 2013-16</li> <li>4.8 Kevin Olsen, 2016</li> <li>4.3 Brooks Barden, 2015-17</li> </ol>		<b>PASSING EFFICIENCY</b> <b>SEASON</b> <ol style="list-style-type: none"> <li>138.21 Matt Johnson, 2015</li> <li>136.42 Matt Johnson, 2014</li> <li>136.27 Lee McNeill, 2014</li> <li>130.76 Matt Johnson, 2013</li> <li>116.47 Hasaan Klugh, 2016</li> <li>98.02 Kevin Olsen, 2016</li> <li>96.21 Hasaan Klugh, 2017</li> <li>90.06 Brooks Barden, 2015</li> <li>82.66 Lee McNeill, 2015</li> </ol> <b>CAREER</b> <ol style="list-style-type: none"> <li>134.58 Matt Johnson, 2013-16</li> <li>105.20 Hasaan Klugh, 2016-17</li> <li>102.52 Lee McNeill, 2013-16</li> <li>98.02 Kevin Olsen, 2016</li> <li>83.80 Brooks Barden, 2015-17</li> </ol> <b>INTERCEPTIONS THROWN</b> <b>GAME</b> <ol style="list-style-type: none"> <li>5 Matt Johnson vs. NC Central, 9/14/13</li> <li>4 Lee McNeill vs. FAU, 9/26/15</li> <li>3 Matt Johnson at Elon, 9/20/14</li> <li>2 13 times (Klugh, 5 times, 2017)</li> </ol> <b>SEASON</b> <ol style="list-style-type: none"> <li>13 Hasaan Klugh, 2017</li> <li>12 Matt Johnson, 2013</li> <li>10 Lee McNeill, 2015</li> <li>8 Matt Johnson, 2015</li> <li>8 Matt Johnson, 2014</li> <li>5 Brooks Barden, 2015</li> <li>3 Hasaan Klugh, 2016</li> <li>3 Kevin Olsen, 2016</li> <li>3 Lee McNeill, 2014</li> </ol> <b>CAREER</b> <ol style="list-style-type: none"> <li>28 Matt Johnson, 2013-15</li> <li>16 Hasaan Klugh, 2016</li> <li>13 Lee McNeill, 2013-15</li> <li>7 Brooks Barden, 2015-17</li> <li>3 Kevin Olsen, 2016</li> </ol> <b>PASS INTERCEPTION PCT. (LOW)</b> <b>GAME</b> <ol style="list-style-type: none"> <li>.000 (0 INT; 49 att.) Hasaan Klugh vs. Middle Tennessee, 11/19/16</li> <li>.000 (0 INT; 46 att.) Matt Johnson vs. #24/#25 Gardner-Webb, 10/5/13</li> <li>.000 (0 INT; 42 att.) Kevin Olsen at Temple, 9/24/16</li> <li>.000 (0 INT; 33 att.) Lee McNeill vs. #2 Coastal Carolina, 11/8/14</li> <li>.000 (0 INT; 30 att.) Lee McNeill vs. Wesley, 11/15/14</li> <li>.000 (0 INT; 30 att.) Matt Johnson vs. Chowan</li> </ol> <b>SEASON</b> <ol style="list-style-type: none"> <li>.013 (3 INT; 224 att.) Hasaan Klugh, 2016</li> <li>.017 (3 INT; 175 att.) Kevin Olsen, 2016</li> <li>.024 (3 INT; 123 att.) Lee McNeill, 2014</li> <li>.032 (12 INT; 371 att.) Matt Johnson, 2013</li> <li>.036 (8 INT; 225 att.) Matt Johnson, 2014</li> </ol> <b>CAREER</b> <ol style="list-style-type: none"> <li>.017 (3 INT; 175 att.) Kevin Olsen, 2016</li> <li>.032 (16 INT; 503 att.) Hasaan Klugh, 2016-17</li> <li>.040 (13 INT; 325 att.) Lee McNeill, 2013-16</li> <li>.041 (28 INT; 682 att.) Matt Johnson, 2013-16</li> <li>.054 (7 INT; 129 att.) Brooks Barden, 2015-17</li> </ol>	

**#GOLDSTANDARD**
**#ROCKSOLID**
**#GOLDSTANDARD**
**#ROCKSOLID**
**PASS INTERCEPTION PCT. (High)**
**GAME**

1. 1.000 (1 INT; 1 att.) Chris Montgomery at Eastern Michigan, 9/1/17
2. .667 (2 INT; 3 att.) Matt Johnson vs. FAU, 9/26/15
3. .333 (1 INT; 3 att.) Matt Johnson vs. Southern Miss, 10/24/15
4. .200 (1 INT; 5 att.) Lee McNeill vs. Middle Tennessee, 9/19/15
5. .167 (1 INT; 6 att.) Brooks Barden at Kansas State, 9/9/17
6. .129 (4 INT; 31 att.) Lee McNeill vs. FAU, 9/26/15
7. .111 (1 int; 9 ATT.) Matt Johnson vs. UTSA, 11/14/15

**SEASON**

1. .093 (8 INT; 86 att.) Matt Johnson, 2015
2. .053 (10 INT; 190 att.) Lee McNeill, 2015
3. .051 (5 INT; 99 att.) Brooks Barden, 2015
4. .046 (13 INT; 279 att.) Hasaan Klugh, 2017
5. .036 (8 INT; 225 att.) Matt Johnson, 2014
6. .032 (12 INT; 371 att.) Matt Johnson, 2013

**CAREER**

1. .054 (7 INT; 129 att.) Brooks Barden, 2015
2. .041 (28 INT; 682 att.) Matt Johnson, 2013-16
3. .040 (13 INT; 325 att.) Lee McNeill, 2013-16
4. .032 (16 INT; 503 att.) Hasaan Klugh, 2016
5. .017 (3 INT; 175 att.) Kevin Olsen, 2016



#GOLDSTANDARD

#ROCKSOLID

#GOLDSTANDARD

#ROCKSOLID

# DEFENSIVE RECORDS



CHARLOTTE 49ERS CHARLOTTE 49ERS CHARLOTTE 49ERS CHARLOTTE 49ERS

## TACKLES

### GAME

1. 18 Martay Mattox vs. James Madison, 9/21/13
2. 17 Ben DeLuca vs. Marshall (49ers' FBS record), 10/7/17
3. 16 Ben DeLuca vs. Florida Atlantic, 11/25/17
4. 15 Quinton Jordan vs. Florida Atlantic, 11/25/17
- 15 Dustin Crouser vs. Wesley, 11/15/14
- 15 Dustin Crouser at Elon, 9/20/14
7. 14 Anthony Butler at Old Dominion, 11/4/17
- 14 Jeff Gemmell at Eastern Michigan, 9/1/17
- 14 Ben DeLuca at Florida Atlantic, 10/9/16
- 14 Nick Cook at Rice, 11/28/15
11. 13 Jeff Gemmell vs. Florida Atlantic, 11/25/17
- 13 Jeff Gemmell at Southern Miss, 11/18/17
- 13 Jeff Gemmell at Old Dominion, 11/4/17
- 13 Karrington King at Marshall, 10/22/16
- 13 Nick Cook at Middle Tennessee, 9/19/15
- 13 Branden Dozier vs. Temple, 10/2/15
- 13 Micah Bryan vs. UNC Pembroke, 10/12/13
18. 12 Nick Cook vs. Elon, 9/10/16
- 12 Nick Cook vs. Eastern Michigan, 9/17/16
- 12 Ed Rolle vs. Rice, 11/12/16
- 12 Karrington King vs. Wesley, 11/15/14
- 12 Branden Dozier at The Citadel, 10/11/14
- 12 Karrington King at Elon, 9/20/14
- 12 Caleb Clayton-Molby at Morehead State, 11/23/13

### SEASON

1. 108 Nick Cook, 2016
2. 106 Jeff Gemmell, 2017
3. 102 Ben DeLuca, 2017
4. 86 Branden Dozier, 2014
5. 85 Martay Mattox, 2013
6. 81 Dustin Crouser, 2014
7. 79 Karrington King, 2014
8. 77 Mark Hogan, 2013
9. 74 Juwan Foggie, 2017
10. 73 Karrington King, 2016
- 73 Nick Cook, 2015
12. 72 Anthony Butler, 2017
13. 68 Ben DeLuca, 2016
14. 67 Caleb Clayton-Molby, 2013
15. 65 Larry Ogunjobi, 2016
- 65 Caleb Clayton-Molby, 2015
17. 62 Karrington King, 2017
- 62 Larry Ogunjobi, 2015
19. 60 Nico Alcalde, 2014
- 60 Nico Alcalde, 2013

### CAREER

2. 267 Karrington King, 2014-17
1. 217 Larry Ogunjobi, 2013-16
3. 183 Nick Cook, 2014-15
4. 170 Ben DeLuca, 2016-17
5. 153 Daquan Lucas, 2013-15
6. 147 Caleb Clayton-Molby, 2013-15
7. 136 Tank Norman, 2013-15

8. 135 Branden Dozier, 2014-15
9. 133 Jeff Gemmell, 2016-17
10. 132 Brandon Banks, 2013-16
11. 120 Nico Alcalde, 2013-14
12. 110 Terrance Winchester, 2013-16
13. 103 Ed Rolle, 2016-17
14. 101 Greg Cunningham Jr, 2013-15
15. 94 Devin Pearson, 2013, 2015
16. 93 Tyriq Harris, 2016-17
17. 90 Anthony Butler, 2016-17
18. 89 Desmond Cooper, 2013-14
19. 85 Anthony Covington, 2015-17
- 85 Martay Mattox, 2013

## SOLO TACKLES

### GAME

1. 12 Nick Cook at Middle Tennessee, 9/19/15
2. 11 Ben DeLuca vs. Rice, 11/12/16
3. 10 Ed Rolle vs. Rice, 11/12/16
- 10 Mark Pettit at The Citadel, 10/11/14
- 10 Micah Bryan vs. UNC Pembroke, 10/12/13
- 10 Caleb Clayton-Molby vs. GWU, 10/5/13
7. 9 Ben DeLuca vs. Florida Atlantic, 11/25/17
- 9 Quinton Jordan vs. Florida Atlantic, 11/25/17
- 9 Dustin Crouser vs. #25 Charleston Southern, 9/27/14
- 9 Dustin Crouser at Elon, 9/20/14
- 9 Karrington King at Elon, 9/20/14
- 9 Greg Cunningham Jr. at Elon, 9/20/14
- 9 Caleb Clayton-Molby at Morehead State, 11/23/13
- 9 Mark Hogan vs. Gardner-Webb, 10/5/13
- 9 Micah Bryan vs. Gardner-Webb, 10/5/13

### SEASON

1. 56 Ben DeLuca, 2017
2. 52 Branden Dozier, 2014
3. 51 Ben DeLuca, 2016
4. 50 Nick Cook, 2015
5. 49 Jeff Gemmell, 2017
- 49 Nick Cook, 2016
- 49 Martay Mattox, 2013
8. 46 Caleb Clayton-Molby, 2013
9. 44 Caleb Clayton-Molby, 2015
- 44 Karrington King, 2014
- 44 Tank Norman, 2014

### CAREER

1. 131 Karrington King, 2014-17
2. 127 Larry Ogunjobi, 2013-15
3. 107 Ben DeLuca, 2016-17
4. 104 Tank Norman, 2013-15
5. 100 Nick Cook, 2014-16
6. 98 Daquan Lucas, 2013-15
- 98 Caleb Clayton-Molby, 2013-15
8. 84 Terrance Winchester, 2013-15
9. 83 Nico Alcalde, 2013-14
10. 82 Branden Dozier, 2014-15

## TACKLES FOR LOSS

### GAME

1. 4.5 Larry Ogunjobi vs. FIU, 10/15/16
- 4.5 Larry Ogunjobi vs. UTSA, 11/14/15
3. 4.0 Alex Highsmith at WKU, 10/14/17
- 4.0 Larry Ogunjobi vs. FAU, 9/26/15
- 4.0 Larry Ogunjobi at Gardner-Webb, 10/4/14
6. 3.0 Daquan Lucas vs. Morehead State, 11/22/14
- 3.0 Tanner Fleming vs. Johnson C. Smith, 9/6/14
- 3.0 Mark Pettit vs. Johnson C. Smith, 9/6/14



#GOLDSTANDARD	#ROCKSOLID	#GOLDSTANDARD	#ROCKSOLID
<p>3.0 Nico Alcalde at Campbell, 8/28/14</p> <p>3.0 Nico Alcalde at Charleston Southern, 10/26/13</p> <p>3.0 Terry Caldwell vs. NC Central, 9/14/13</p> <p>3.0 Greg Cunningham Jr. vs. Chowan, 9/7/13</p> <p><b>SEASON</b></p> <p>1. 14.5 Larry Ogunjobi, 2015</p> <p>2. 13.5 Larry Ogunjobi, 2016</p> <p>3. 11.5 Larry Ogunjobi, 2014</p> <p>4. 10.0 Daquan Lucas, 2015</p> <p>5. 9.5 Terry Caldwell, 2013</p> <p>9.5 Larry Ogunjobi, 2013</p> <p>7. 8.0 Daquan Lucas, 2014</p> <p>8. 7.5 Jeff Gemmell, 2017</p> <p>7.5 Caleb Clayton-Molby, 2015</p> <p>7.5 Zach Duncan, 2015</p> <p><b>CAREER</b></p> <p>1. 49.0 Larry Ogunjobi, 2013-16</p> <p>2. 22.5 Daquan Lucas, 2013-16</p> <p>3. 14.5 Zach Duncan, 2015-17</p> <p>4. 14.0 Karrington King, 2014-17</p> <p>5. 13.0 Brandon Banks, 2013-16</p> <p>13.0 Nick Cook, 2014-16</p> <p>7. 11.5 Tanner Fleming, 2013-15</p> <p>11.5 Nico Alcalde, 2013-14</p> <p>9. 11.0 Caleb Clayton-Molby, 2013-15</p> <p>10. 9.5 Terrance Winchester, 2013-15</p> <p>9.5 Terry Caldwell, 2013</p> <p><b>TACKLES FOR LOSS YARDS</b></p> <p><b>GAME</b></p> <p>1. 38 Alex Petzke vs. #24/#25 Gardner-Webb, 10/5/13</p> <p>2. 29 Alex Highsmith at WKU, 10/14/17</p> <p>3. 22 Daquan Lucas vs. UTSA, 11/14/15</p> <p>4. 19 Mark Pettit vs. Johnson C. Smith, 9/6/14</p> <p>5. 18 Alex Highsmith vs. Middle Tennessee, 11/19/16</p> <p>18 Micah Bryan vs. Chowan, 9/7/13</p> <p>6. 17 Cortez Nixon vs. Morehead State, 11/22/14</p> <p>17 Nico Alcalde at Chas. Southern, 10/26/13</p> <p>9. 16 Zach Duncan vs. Presbyterian, 9/12/15</p> <p>16 Justin Bridges-Thompson vs. UNC Pembroke, 10/12/13</p> <p><b>SEASON</b></p> <p>1. 55 Larry Ogunjobi, 2014</p> <p>2. 47 Larry Ogunjobi, 2013</p> <p>3. 44 Zach Duncan, 2015</p> <p>4. 39 Daquan Lucas, 2015</p> <p>5. 38 Larry Ogunjobi, 2015</p> <p>38 Alex Petzke, 2013</p> <p>7. 33 Mark Pettit, 2014</p> <p>8. 31 Alex Highsmith, 2017</p> <p>9. 30 Larry Ogunjobi, 2016</p> <p>30 Caleb Clayton-Molby, 2015</p> <p>30 Terry Caldwell, 2013</p> <p><b>CAREER</b></p> <p>1. 170 Larry Ogunjobi, 2013-16</p> <p>2. 73 Daquan Lucas, 2013-16</p> <p>3. 59 Zach Duncan, 2015-16</p> <p>4. 57 Alex Highsmith, 2016-17</p> <p>5. 55 Karrington King, 2014-16</p> <p>6. 48 Nico Alcalde, 2013-14</p> <p>7. 45 Brandon Banks, 2013-16</p> <p>8. 42 Tanner Fleming, 2013-16</p> <p>9. 41 Caleb Clayton-Molby, 2013-15</p> <p>10. 40 Mark Pettit, 2013-14</p>		<p><b>SACKS</b></p> <p><b>GAME</b></p> <p>1. 2.0 Zach Duncan vs. N.C. A&amp;T, 9/16/17</p> <p>2.0 Zach Duncan vs. Presbyterian, 9/12/15</p> <p>2.0 Daquan Lucas vs. UTSA, 11/14/15</p> <p>2.0 Karrington King vs. Morehead State, 11/22/14</p> <p>2.0 Mark Pettit vs. Johnson C. Smith, 9/6/14</p> <p>2.0 Mark Hogan at Morehead State, 11/23/13</p> <p><b>SEASON</b></p> <p>1. 5.0 Larry Ogunjobi, 2014</p> <p>2. 4.0 Zach Duncan, 2015</p> <p>3. 3.0 Zach Duncan, 2017</p> <p>3.0 Larry Ogunjobi, 2016</p> <p>3.0 Karrington King, 2014</p> <p>3.0 Mark Pettit, 2014</p> <p>7. 2.5 Daquan Lucas, 2015</p> <p>2.5 Larry Ogunjobi, 2015</p> <p>2.5 Larry Ogunjobi, 2013</p> <p><b>CAREER</b></p> <p>1. 13.0 Larry Ogunjobi, 2013-16</p> <p>2. 7.0 Zach Duncan, 2015-17</p> <p>3. 6.5 Karrington King, 2014-17</p> <p>4. 4.5 Brandon Banks, 2013-16</p> <p>5. 4.0 Devon Johnson, 2013, 2015</p> <p>4.0 Mark Pettit, 2013-14</p> <p>7. 3.5 Tyriq Harris, 2016-17</p> <p>3.5 Daquan Lucas, 2013-16</p> <p>9. 3.0 Alex Highsmith, 2016-17</p> <p>3.0 Caleb Clayton-Molby, 2013-15</p> <p><b>SACK YARDAGE</b></p> <p><b>GAME</b></p> <p>1. 21 Alex Highsmith at WKU (1 sack), 10/14/17</p> <p>2. 18 Mark Pettit vs. Johnson C. Smith (2 sacks), 9/6/14</p> <p>3. 14 Zach Duncan at Middle Tennessee (1 sack), 9/19/15</p> <p>14 Karrington King vs. Morehead State (2 sacks), 11/22/14</p> <p>5. 13 Zach Duncan vs. Presbyterian (2 sacks), 9/12/15</p> <p>13 Larry Ogunjobi at #3/#6 Coastal Carolina (1 sack), 11/2/13</p> <p>13 Mark Hogan at Morehead State (2 sacks), 11/23/13</p> <p>8. 12 Daquan Lucas vs. UTSA (2 sacks), 11/14/15</p> <p>12 Larry Ogunjobi vs. Chowan (1 sack), 9/7/13</p> <p>10. 11 Jeff Gemmell at Eastern Michigan, 9/1/17</p> <p>11 Tyler DeStefani at Elon (1 sack), 9/20/14</p> <p>11 Larry Ogunjobi at North Carolina Central (1 sack), 9/13/14</p> <p>11 Terry Caldwell vs. North Carolina Central (1 sack), 9/14/13</p> <p><b>SEASON</b></p> <p>1. 43 Larry Ogunjobi, 2014</p> <p>2. 32 Zach Duncan, 2015</p> <p>3. 30 Larry Ogunjobi, 2013</p> <p>4. 26 Mark Pettit, 2014</p> <p>5. 23 Alex Highsmith, 2017</p> <p>6. 18 Larry Ogunjobi, 2015</p> <p>7. 16 Karrington King, 2016</p> <p>16 Caleb Clayton-Molby, 2015</p> <p>16 Daquan Lucas, 2015</p> <p>16 Karrington King, 2014</p> <p><b>CAREER</b></p> <p>1. 106 Larry Ogunjobi, 2013-16</p> <p>2. 43 Zach Duncan, 2015-17</p> <p>3. 39 Karrington King, 2014-17</p> <p>4. 33 Mark Pettit, 2013-14</p> <p>5. 31 Alex Highsmith, 2016-17</p> <p>6. 24 Caleb Clayton-Molby, 2013-15</p> <p>24 Daquan Lucas, 2013-17</p>	



#GOLDSTANDARD	#ROCKSOLID	#GOLDSTANDARD	#ROCKSOLID
8. 23 Brandon Banks, 2013-16		6. 10 Ben DeLuca, 2016-17	
9. 21 Devon Johnson, 2013, 2015		7. 9 Desmond Cooper, 2013-14	
10. 15 Desmond Floyd, 2015			
<b>QB HURRIES</b>		<b>BLOCKED KICKS</b>	
<b>GAME</b>		<b>GAME</b>	
1. 4 Alex Highsmith vs. Middle Tennessee, 11/11/17		1. 1 Juwan Foggie at Southern Miss, 11/5/16 (punt)	
4 Tyriq Harris vs. Rice, 11/12/16		1 Larry Ogunjobi vs. Temple, 10/2/15 (PAT)	
4 Larry Ogunjobi at Elon, 9/20/14		1 Jalen Holt at Old Dominion, 10/17/15 (PAT)	
4 Brandon Banks vs. #24/#25 Gardner-Webb, 10/5/13		1 Juwan Foggie vs. Wesley, 11/15/14 (punt)	
5. 3 Karrington King vs. Marshall, 10/7/17		1 Nico Alcalde vs. #25 Charleston Southern, 9/27/14 (FG)	
3 Larry Ogunjobi vs. Middle Tennessee, 11/19/16		1 DaQuavius Reid vs. Johnson C. Smith, 9/6/14 (FG)	
3 Tanner Fleming vs. Elon, 9/10/16		1 Terrence Winchester vs. North Carolina Central, 9/14/13 (FG)	
3 Brandon Banks vs. Eastern Michigan, 9/17/16		1 Nico Alcalde vs. North Carolina Central, 9/14/13 (PAT)	
3 Mark Pettit vs. Wesley, 11/15/14			
3 Brandon Banks vs. Wesley, 11/9/13		<b>SEASON</b>	
3 Tanner Fleming at Morehead State, 11/23/13		1. 1 Juwan Foggie (punt), 2016	
		1 Larry Ogunjobi (PAT), 2015	
<b>SEASON</b>		1 Jalen Holt (PAT), 2015	
1. 10 Larry Ogunjobi, 2016		1 Nico Alcalde (FG), 2014	
10 Larry Ogunjobi, 2014		1 Daquavius Reid (FG), 2014	
10 Larry Ogunjobi, 2013		1 Juwan Foggie (Punt), 2014	
4. 9 Mark Pettit, 2014		1 Terrance Winchester (FG), 2013	
9 Brandon Banks, 2013		1 Nico Alcalde (PAT), 2013	
6. 7 Alex Highsmith, 2017			
7 Brandon Banks, 2016		<b>CAREER</b>	
8. 6 Tyriq Harris, 2016		1. 2 Juwan Foggie (2 Punt), 2014-16	
6 Mark Hogan, 2013		2 Nico Alcalde (FG; PAT), 2013-14	
6 Tanner Fleming, 2013		3. 1 Larry Ogunjobi (PAT), 2013-16	
		1 Jalen Holt (PAT), 2013-15	
<b>CAREER</b>		1 Daquavius Reid (FG), 2013-15	
1. 33 Larry Ogunjobi, 2013-15		1 Terrance Winchester (FG), 2013-16	
2. 23 Brandon Banks, 2013-15			
3. 12 Tanner Fleming, 2013-15			
4. 11 Mark Pettit, 2013-14			
5. 10 Zach Duncan, 2015-17			
10 Karrington King, 2014-17			
10 James Middleton, 2013-15			
<b>PASS BREAKUPS</b>			
<b>GAME</b>			
1. 4 Branden Dozier at Campbell, 8/28/14			
2. 3 Anthony Covington at Temple, 9/24/16			
3 Ben DeLuca vs. Old Dominion, 10/1/16			
3 Anthony Covington at Florida Atlantic, 10/9/16			
3 Tank Norman at Gardner-Webb, 10/4/14			
<b>SEASON</b>			
1. 11 Branden Dozier, 2014			
2. 10 Anthony Covington, 2016			
3. 7 Kedrick Davis, 2016			
7 Daquan Lucas, 2015			
7 Tank Norman, 2014			
6. 6 Ben DeLuca, 2017			
6 Terrance Winchester, 2013			
8. 5 Juwan Foggie, 2017			
5 Quinton Jordan, 2017			
5 Nick Cook, 2016			
5 Terrance Winchester, 2015			
5 Greg Cunningham Jr., 2014			
5 Desmond Cooper, 2013			
<b>CAREER</b>			
1. 17 Anthony Covington, 2015-17			
2. 16 Terrance Winchester, 2013-15			
3. 13 Branden Dozier, 2014-15			
4. 12 Daquan Lucas, 2013-16			
5. 11 Tank Norman, 2013-15			



**Branden Dozier**  
Posted a school-record 11 PBU's in 2014

**#GOLDSTANDARD**
**#ROCKSOLID**
**#GOLDSTANDARD**
**#ROCKSOLID**


# TAKEAWAY RECORDS

CHARLOTTE 49ERS CHARLOTTE 49ERS CHARLOTTE 49ERS CHARLOTTE 49ERS

## TAKEAWAYS GAME

1. 2 Terrance Winchester at Southern Miss (2 INT), 11/5/16
- 2 Terrance Winchester at Georgia State (1 FR; 1 INT), 9/4/15
- 2 Greg Cunningham Jr. (1 FR; 1 INT) vs. #25 Chas. Southern, 9/27/14
- 2 Micah Bryan (1 FR, 1 INT) vs. Chowan, 9/7/13

## SEASON

1. 6 Terrance Winchester (4 INT; 2 FR), 2015
2. 4 Greg Cunningham Jr. (3 INT; 1 FR), 2014
- 4 Caleb Clayton-Molby (1 INT; 3 FR), 2013
- 4 Mark Hogan (2 INT; 2 FR), 2013
5. 3 Ben DeLuca (3 FR), 2017
- 3 Terrance Winchester (3 INT), 2016
- 3 Kedrick Davis (3 INT), 2016
- 3 Ed Rolle (3 INT), 2016
- 3 Ben DeLuca, (2 INT; 1 FR), 2016
- 3 Branden Dozier (1 INT; 2 FR), 2014
- 3 Terrance Winchester (3 INT), 2013

## CAREER

1. 12 Terrance Winchester (10 INT; 2 FR), 2013-15
2. 7 Greg Cunningham (4 INT; 3 FR), 2013-15
3. 6 Ben DeLuca (4 FR; 2 INT), 2016-17
- 6 Caleb Clayton-Molby (1 INT; 5 FR), 2013-15
- 6 Daquan Lucas (4 INT; 2 FR), 2013-15
6. 5 Ed Rolle (4 INT; 1 FR), 2016-17
7. 4 Branden Dozier (2 INT; 2 FR), 2014-15
- 4 Desmond Cooper (3 INT; 1 FR), 2013-14
- 4 Mark Hogan (2 INT; 2 FR), 2013

## TAKEAWAYS RETURNED FOR TD GAME (11)

1. 1 Anthony Covington (FR) at Louisville, 9/1/16 (0 yds; in EZ)
- 1 Ben DeLuca (FR) vs. Elon, 9/10/16 (59 yds)
- 1 Terrance Winchester (INT) vs. Rice, 11/12/16 (41 yds)
- 1 Juwan Foggie (FR) at UTSA, 11/26/16 (3 yds)
- 1 Terrance Winchester (FR) at Georgia State, 9/4/15
- 1 Branden Dozier at North Carolina Central, 9/13/14 (52 yds)
- 1 Tank Norman vs. Florida Atlantic, 9/26/15 (28 yds)
- 1 Branden Dozier at Gardner-Webb, 10/4/14 (39 yds)
- 1 Prince Mayela vs. Johnson C. Smith, 9/6/14 (48 yds)
- 1 Caleb Clayton-Molby at Morehead State, 11/23/13 (70 yds)
- 1 Mark Hogan vs. Campbell, 8/31/13 (32 yds)

## SEASON

1. 2 Branden Dozier (1 INT; 1 FR), 2014
2. 1 Anthony Covington (FR) at Louisville, 9/1/16 (0 yds; in EZ)
- 1 Ben DeLuca (FR) vs. Elon, 9/10/16 (59 yds)
- 1 Terrance Winchester (INT) vs. Rice, 11/12/16 (41 yds)
- 1 Juwan Foggie (FR) at UTSA, 11/26/16 (3 yds)
- 1 Tank Norman (INT), 2015
- 1 Terrance Winchester (FR), 2015
- 1 Prince Mayela (INT), 2014
- 1 Caleb Clayton-Molby (INT), 2013
- 1 Mark Hogan (INT), 2013

## CAREER

1. 2 Terrance Winchester (FR; INT) 2013-16
- 2 Branden Dozier (INT; FR), 2014-15
2. 1 Anthony Covington (FR), 2015-16
- 1 Ben DeLuca (FR), 2016
- 1 Juwan Foggie (FR), 2014-16
- 1 Caleb Clayton-Molby (INT), 2013-15
- 1 Prince Mayela (INT), 2013-15
- 1 Tank Norman (INT), 2013-15
- 1 Mark Hogan (INT), 2013

## INTERCEPTIONS

### GAME

1. 2 Terrance Winchester at Southern Miss, 11/5/16
2. 1 52 times

## SEASON

1. 4 Terrance Winchester, 2015
2. 3 Terrance Winchester, 2016
- 3 Kedrick Davis, 2016
- 3 Ed Rolle, 2016
- 3 Greg Cunningham Jr., 2014
- 3 Terrance Winchester, 2013
7. 2 Ben DeLuca, 2016
- 2 Daquan Lucas, 2016
- 2 Devin Pearson, 2015
- 2 Desmond Cooper, 2014
- 2 Dustin Crouser, 2014
- 2 Martay Mattox, 2013
- 2 Mark Hogan, 2013

## CAREER

1. 10 Terrance Winchester, 2013-16
2. 4 Ed Rolle, 2016-17
- 4 Daquan Lucas, 2013-15
- 4 Greg Cunningham Jr., 2013-15
5. 3 Kedrick Davis, 2016
- 3 Tank Norman, 2013-15
- 3 Desmond Cooper, 2014-14
8. 2 Ben DeLuca, 2016
- 2 Anthony Covington, 2015-16
- 2 Branden Dozier, 2014-15
- 2 Dustin Crouser, 2014
- 2 Martay Mattox, 2013
- 2 Mark Hogan, 2013

## INTERCEPTION RETURN YARDS

### GAME

1. 70 Caleb Clayton-Molby at Morehead State, 11/23/13 (TD)
2. 48 Anthony Covington vs Rice, 11/12/16
- 48 Prince Mayela vs. Johnson C. Smith, 9/6/14 (TD)
4. 41 Terrance Winchester vs. Rice, 11/12/16 (TD)
5. 39 Branden Dozier at Gardner-Webb, 10/4/14 (TD)
6. 33 Greg Cunningham Jr. vs. #25 Charleston Southern, 9/27/14
- 33 Dustin Crouser at Elon, 9/20/14
8. 32 Mark Hogan vs. Campbell, 8/31/13 (TD)
- 29 Daquan Lucas at Southern Miss, 11/5/16
10. 28 Tank Norman vs. Florida Atlantic, 9/26/15 (TD)

## SEASON

1. 70 Caleb Clayton-Molby, 2013
2. 53 Martay Mattox, 2013
3. 49 Mark Hogan, 2013
4. 48 Anthony Covington, 2016
- 48 Prince Mayela, 2014
6. 42 Greg Cunningham Jr., 2014
7. 41 Terrance Winchester, 2016
8. 39 Branden Dozier, 2014
9. 38 Dustin Crouser, 2014



#GOLDSTANDARD	#ROCKSOLID	#GOLDSTANDARD	#ROCKSOLID
<b>CAREER</b> 1. 70 Caleb Clayton-Molby, 2013-15 2. 53 Martay Mattox, 2013 3. 49 Mark Hogan, 2013 4. 48 Prince Mayela, 2013-15 5. 44 Anthony Covington, 2015-16 6. 42 Greg Cunningham Jr., 2013-15 7. 41 Terrance Winchester, 2013-16		<b>CAREER</b> 1. 5 Caleb Clayton-Molby, 2013-15 2. 4 Ben DeLuca, 2016-17 3. 3 Greg Cunningham Jr., 2013-15 4. 2 10 times (active: Juwan Foggie, 2014-17)	
<b>INTERCEPTION RETURN TDS</b> <b>GAME</b> 1. 1 Terrance Winchester vs. Rice, 11/12/16 (41 yds) 1 Tank Norman vs. Florida Atlantic, 9/26/15 (28 yds) 1 Branden Dozier at Gardner-Webb, 10/4/14 (39 yds) 1 Prince Mayela vs. Johnson C. Smith, 9/6/14 (48 yds) 1 Caleb Clayton-Molby at Morehead State, 11/23/13 (70 yds) 1 Mark Hogan vs. Campbell, 8/31/13 (32 yds)		<b>FUMBLE RETURN YARDS</b> <b>GAME</b> 1. 59 Ben DeLuca vs. Elon, 9/10/16 (TD) 2. 52 Branden Dozier at North Carolina Central, 9/13/14 (TD) 3. 43 Terrance Winchester at Georgia State, 9/4/15 (TD) 4. 26 Ben DeLuca vs. UAB, 10/21/17 5. 21 Nate Mullen vs. Marshall, 10/7/17 6. 10 Ed Rolle vs. Florida Atlantic, 11/25/17	
<b>SEASON</b> 1. 1 Terrance Winchester, 2016 1 Tank Norman, 2015 1 Branden Dozier, 2014 1 Prince Mayela, 2014 1 Caleb Clayton-Molby, 2013 1 Mark Hogan, 2013		<b>SEASON</b> 1. 59 Ben DeLuca, 2016 2. 52 Branden Dozier, 2014 3. 43 Terrance Winchester, 2015 4. 26 Ben DeLuca, 2017 5. 21 Nate Mullen, 2017 6. 10 Ed Rolle, 2017	
<b>CAREER</b> 1. 1 Terrance Winchester, 2016 1 Caleb Clayton-Molby, 2013-15 1 Branden Dozier, 2014-15 1 Prince Mayela, 2013-15 1 Tank Norman, 2013-15 1 Mark Hogan, 2013		<b>CAREER</b> 1. 85 Ben DeLuca, 2016-17 2. 52 Branden Dozier, 2014-15 3. 43 Terrance Winchester, 2013-16 4. 21 Nate Mullen, 2016-17 5. 10 Ed Rolle, 2016-17	
<b>FORCED FUMBLES</b> <b>GAME</b> 1. 2 Ben DeLuca vs. Florida Atlantic, 11/25/17		<b>FUMBLE RETURN TDS</b> <b>GAME</b> 1. 1 Anthony Covington at Louisville, 9/1/16 (0 yds) 1 Ben DeLuca vs. Elon, 9/10/16 (59 yds) 1 Juwan Foggie at UTSA, 11/26/16 (3 yds) 1 Terrance Winchester at Georgia State, 9/4/15 (43 yds) 1 Branden Dozier at North Carolina Central, 9/13/14 (52 yd)	
<b>SEASON</b> 1. 5 Ben DeLuca, 2017 (led NCAA) 2. 4 Caleb Clayton-Molby, 2013 3. 3 Desmond Floyd, 2015 3 Desmond Cooper, 2014 3 Dustin Crouser, 2014		<b>SEASON</b> 1. 1 Anthony Covington, 2016 1 Ben DeLuca, 2016 1 Juwan Foggie, 2016 1 Terrance Winchester, 2015 1 Branden Dozier, 2014	
<b>CAREER</b> 1. 6 Ben DeLuca, 2016-17 6 Caleb Clayton-Molby, 2013-15 3. 3 Zach Duncan, 2015-17 3 Desmond Cooper, 2013-14 3 Dustin Crouser, 2014 3 Desmond Floyd, 2015		<b>CAREER</b> 1. 1 Anthony Covington, 2015-16 1 Ben DeLuca, 2016 1 Juwan Foggie, 2014-16 1 Branden Dozier, 2014-15 1 Terrance Winchester, 2013-15	
<b>FUMBLES RECOVERED</b> <b>GAME</b> 1. 1 53 times (9 in 2017)		<b>SAFETY RECORDED</b> <b>GAME</b> 1. 1 Terry Caldwell vs. Chowan, 9/7/13 1 Alex Petzke vs. #24/#25 Gardner-Webb, 10/5/13	
<b>SEASON</b> 1. 3 Ben DeLuca, 2016 3 Caleb Clayton-Molby, 2013 3. 2 Daquavius Reid, 2015 2 Terrance Winchester, 2015 2 Branden Dozier, 2014 2 Mark Hogan, 2013 2 Terry Caldwell, 2013 2 Devon Johnson, 2013		<b>SEASON</b> 1. 1 Terry Caldwell, 2013 1 Alex Petzke, 2013	
		<b>CAREER</b> 1. 1 Terry Caldwell, 2013 1 Alex Petzke, 2013	
		<i>Caleb Clayton-Molby</i> <i>Holds season and</i> <i>career records for fumbles forced and fumbles</i> <i>recovered</i>	

# SPECIAL TEAMS RECORDS


**FIELD GOAL PCT.**
**GAME**

1. 1.000 (3-3) Blake Brewer at Georgia State, 9/4/15
- 1.000 (3-3) Blake Brewer vs. Johnson C. Smith, 9/6/14
- 1.000 (3-3) Blake Brewer vs. Campbell, 8/31/13

**Lowest:**

- .000 (0-3) Blake Brewer at Rice, 11/28/15

**SEASON**

1. .720 Blake Brewer (18-25 FG), 2014
2. .714 Stephen Muscarello (5-7 FG), 2016
3. .667 Blake Brewer (4-6 FG), 2016
4. .600 Blake Brewer (9-15 FG), 2013
5. .519 Blake Brewer (14-27 FG), 2015

**CAREER**

1. .616 Blake Brewer (45-73 FG), 2013-16

**FIELD GOALS MISSED**
**GAME**

1. 3 Blake Brewer at Rice (0-3 FG), 11/28/15

**SEASON**

1. 13 Blake Brewer (14-27 FG), 2015
2. 7 Nigel Macauley (3-10 FG), 2017
- 7 Blake Brewer (18-25 FG), 2014
4. 6 Blake Brewer (9-15 FG), 2013

**CAREER**

1. 28 Blake Brewer (45-73 FG), 2013-16

**FIELD GOALS BLOCKED**
**GAME**

1. 1 Nigel Macauley vs. Marshall, 10/7/17
- 1 Jackson Vansickle at WKU, 10/14/17
- 1 Blake Brewer, five games
- 1 Stephen Muscarello at Marshall, 35 yds), 10/22/16

**SEASON**

1. 3 Blake Brewer, 2013
2. 1 Nigel Macauley, 2017
- 1 Jackson Vansickle, 2017
- 1 Blake Brewer, 2016
- 1 Stephen Muscarello, 2016
- 1 Blake Brewer, 2015
5. 0 Blake Brewer, 2014

**CAREER**

1. 5 Blake Brewer, 2013-16
2. 1 Nigel Macauley, 2017
- 1 Jackson Vansickle, 2017
- 1 Stephen Muscarello, 2013-16

**PAT MADE**
**GAME**

1. 7 Blake Brewer at Morehead State (7-7 PAT)
2. 6 Blake Brewer vs. Morehead State (6-6 PAT), 11/22/14
- 6 Blake Brewer at The Citadel (6-6 PAT), 10/11/14
- 6 Blake Brewer vs. Chowan (6-6 PAT)
- 6 Blake Brewer at Presbyterian (6-6 PAT)
- 6 Blake Brewer vs. #24/#25 Gardner-Webb (6-6 PAT), 10/5/13

**SEASON**

1. 46 Blake Brewer (46-49), 2014
2. 42 Blake Brewer (42-43), 2013
3. 24 Blake Brewer (24-24), 2015
4. 19 Stephen Muscarello (19-23), 2016
5. 14 Blake Brewer (14-15), 2016

**POINTS (Kicking Game)**
**GAME**

1. 14 Blake Brewer (3-3 FG; 5-5 PAT) vs. Johnson C. Smith, 9/6/14
- 14 Blake Brewer vs. Campbell (3-3 FG; 5-5 PAT), 8/31/13
3. 13 Blake Brewer at Morehead State (2-2 FG; 7-7 PAT)
4. 12 Blake Brewer at The Citadel, 10/11/14 (2-2 FG; 6-6 PAT)
5. 11 Blake Brewer at Georgia State, 9/4/15 (3-3 FG; 2-2 PAT)
- 11 Blake Brewer vs. #25 Chas. Southern, 9/27/14 (2-3FG; 5-5 PAT)

**SEASON**

1. 100 Blake Brewer (18-25 FG; 46-49 PAT), 2014
2. 69 Blake Brewer (9-15 FG; 42-43 PAT), 2013
3. 66 Blake Brewer (14-27 FG; 24-24 PAT), 2015
4. 34 Stephen Muscarello (5-7 FG; 19-23 PAT), 2016
5. 26 Blake Brewer (4-6 FG; 14-15 PAT), 2016

**CAREER**

1. 261 Blake Brewer (45-73 FG; 126-131 PAT), 13-16
2. 41 Stephen Muscarello (7-9 FG; 20-24 PAT), 13-16

**FIELD GOALS MADE**
**GAME**

1. 3 Blake Brewer at Georgia State (3-3 FG), 9/4/15
- 3 Blake Brewer vs. Johnson C. Smith (3-3 FG), 9/6/14
- 3 Blake Brewer vs. Campbell (3-3 FG), 8/31/13
4. 2 Blake Brewer, 11 times
- 2 Stephen Muscarello, three times

**SEASON**

1. 18 Blake Brewer (18-25 FG), 2014
2. 14 Blake Brewer (14-27 FG), 2015
3. 9 Blake Brewer (9-15 FG), 2013
4. 5 Stephen Muscarello (5-7 FG), 2016
5. 4 Blake Brewer (4-6 FG), 2016

**CAREER**

1. 45 Blake Brewer (45-73 FG), 2013-16
2. 7 Stephen Muscarello (7-9 FG), 13-16

**FIELD GOALS ATTEMPTED**
**GAME**

1. 4 Blake Brewer vs. UTSA (2-4 FG), 11/14/15
2. 3 Blake Brewer, 13 times
- 3 Stephen Muscarello vs. Eastern Michigan, 9/17/16

**SEASON**

1. 27 Blake Brewer (14-27 FG), 2015
2. 25 Blake Brewer (18-25 FG), 2014
3. 15 Blake Brewer (9-15 FG), 2013
4. 10 Nigel Macauley (3-10 FG), 2017
5. 7 Stephen Muscarello (5-7 FG), 2016
6. 6 Blake Brewer (4-6 FG), 2016

**CAREER**

1. 73 Blake Brewer (41-67 FG), 2013-16
2. 10 Nigel Macauley, 2017
3. 9 Stephen Muscarello (2-2 FG), 13-16





#GOLDSTANDARD	#ROCKSOLID	#GOLDSTANDARD	#ROCKSOLID
<b>CAREER</b> 1. 126 Blake Brewer (126-131), 2013-16 2. 20 Stephen Muscarello (20-24), 2013-16 <b>PAT ATTEMPTS</b> <b>GAME</b> 1. 7 Blake Brewer at Morehead State (7-7 PAT) 2. 6 Stephen Muscarello vs. Elon (5-6 PAT), 9/10/16 6 Blake Brewer vs. Morehead State (6-6 PAT), 11/22/14 6 Blake Brewer at The Citadel (6-6 PAT), 10/11/14 6 Blake Brewer vs. Chowan (6-6 PAT) 6 Blake Brewer at Presbyterian (6-6 PAT) 6 Blake Brewer vs. #24/#25 Gardner-Webb (6-6 PAT), 10/5/13 <b>SEASON</b> 1. 49 Blake Brewer (46-49), 2014 2. 43 Blake Brewer (42-43), 2013 3. 24 Blake Brewer (24-24), 2015 4. 23 Stephen Muscarello (19-23), 2016 5. 15 Blake Brewer (14-15), 2016 <b>CAREER</b> 1. 131 Blake Brewer (126-131), 2013-16 2. 24 Stephen Muscarello (20-24), 2013-16 <b>PAT PCT.</b> <b>GAME</b> 1.1.000 (7-7) Blake Brewer at Morehead State, 11/23/13 1.000 (6-6) Blake Brewer vs. Morehead State, 11/22/14 1.000 (6-6) Blake Brewer at The Citadel, 10/11/14 1.000 (6-6) Blake Brewer vs. Chowan, 9/7/13 1.000 (6-6) Blake Brewer at Presbyterian, 9/28/13 1.000 (6-6) Blake Brewer vs. #24/#25 Gardner-Webb, 10/5/13 Lowest : .000 (0-1) Kyle Corbett vs. florida Atlantic, 11/25/17 <b>SEASON</b> 1.1.000 Blake Brewer (24-24), 2015 2. .977 Blake Brewer (42-43), 2013 3. .939 Blake Brewer (46-49), 2014 4. .933 Blake Brewer (14-15), 2016 5. 875 Nigel Macauley (7-8), 2017 6. .826 Stephen Muscarello (19-23), 2016 <b>CAREER</b> 1. .962 Blake Brewer (126-131), 2013-16 2. .833 Stephen Muscarello (20-24), 2013-16 <b>PAT MISSED</b> <b>GAME</b> 1. 1 12 times <b>SEASON</b> 1. 4 Stephen Muscarello, 2016 2. 3 Blake Brewer, 2014 Fewest: 0, Blake Brewer, 2015 <b>CAREER</b> 1. 5 Blake Brewer, 2013-16 2. 4 Stephen Muscarello, 2013-16 <b>PAT BLOCKED</b> 1. 1 Stephen Muscarello vs. FIU, 10/15/16 <b>KICKS</b> <b>GAME</b> 1. 11 Blake Brewer at Morehead State 2. 10 Blake Brewer vs. Johnson C. Smith, 9/6/14 3. 9 Blake Brewer at The Citadel, 10/11/14 9 Blake Brewer vs. Campbell 9 Blake Brewer vs. #24/#25 Gardner-Webb <b>SEASON</b> 1. 77 Blake Brewer, 2014		2. 66 Blake Brewer, 2013 3. 60 Blake Brewer, 2016 <b>CAREER</b> 1. 252 Blake Brewer, 2013-16 2. 28 Nigel Macauley, 2017 3. 8 Kyle Corbett, 2017 <b>KICK YARDAGE</b> <b>GAME</b> 1. 629 Blake Brewer vs. Johnson C. Smith, 9/6/14 2. 574 Blake Brewer at Morehead State 3. 571 Blake Brewer at The Citadel, 10/11/14 <b>SEASON</b> 1. 4706 Blake Brewer, 2014 2. 3964 Blake Brewer, 2013 3. 3543 Blake Brewer, 2016 <b>CAREER</b> 1. 15,229 Blake Brewer, 2013-16 2. 1,762 Nigel Macauley, 2017 3. 494 Kyle Corbett, 2017 4. 119 Stephen Muscarello, 2013-16 <b>KICK AVERAGE</b> <b>GAME (at least 2 kicks)</b> 1.67.9 Blake Brewer vs. Presbyterian, 9/12/15 2.65.0 Nigel Macauley at Kansas State, 9/9/17 3.64.8 Nigel Macauley vs. NC A&T, 9/16/17 4.64.5 Blake Brewer at James Madison 5.64.0 Blake Brewer vs. UNC Pembroke <b>SEASON (over 1,000 yds)</b> 1. 62.9 Nigel Macauley, 2017 2. 61.6 Blake Brewer, 2015 3. 61.1 Blake Brewer, 2014 4. 60.1 Blake Brewer, 2013 <b>CAREER</b> 1. 62.9 Nigel Macauley, 2017 2. 60.4 Blake Brewer, 2013-16 <b>KICK TOUCHBACKS</b> <b>GAME</b> 1. 4 Blake Brewer at The Citadel, 10/11/14 4 Blake Brewer vs. Johnson C. Smith, 9/6/14 3. 3 Blake Brewer at Southern Miss, 11/5/16 3 Blake Brewer at Old Dominion, 10/17/15 <b>SEASON</b> 1. 13 Blake Brewer, 2015 2. 11 Blake Brewer, 2016 11 Blake Brewer, 2014 4. 10 Nigel Macauley, 2017 5. 8 Blake Brewer, 2013 <b>CAREER</b> 1. 43 Blake Brewer, 2013-16 2. 10 Nigel Macauley, 2017 <b>KICKS OUT OF BOUNDS</b> <b>GAME</b> 1. 1 Nigel Macauley at FIU, 9/30/17 1 Nigel Macauley at Southern Miss, 11/18/17 1 Blake Brewer vs. #24/#25 Gardner-Webb <b>SEASON</b> 1. 2 Nigel Macauley, 2017 2. 1 Blake Brewer, 2013 <b>CAREER</b> 1. 2 Nigel Macauley, 2017 2. 1 Blake Brewer, 2013-16	

#GOLDSTANDARD	#ROCKSOLID	#GOLDSTANDARD	#ROCKSOLID
<b>PUNTS</b> <b>GAME</b> 1. 11 Arthur Hart at Louisville, 9/1/16 2. 9 Arthur Hart at WKU, 10/14/17 9 Arthur Hart vs. Southern Miss, 10/24/15 <b>SEASON</b> 1. 85 Arthur Hart, 2017 2. 75 Arthur Hart, 2015 3. 68 Arthur Hart, 2016 4. 54 Brandon Strupp, 2013 5. 48 Arthur Hart, 2014 <b>CAREER</b> 1. 276 Arthur Hart, 2014-17 2. 54 Brandon Strupp, 2013 3. 9 Hayden Pezzoni, 2013-16 <b>PUNT YARDAGE</b> <b>GAME</b> 1. 424 Arthur Hart at Louisville, 9/1/16 2. 380 Arthur Hart at WKU, 10/14/17 3. 379 Arthur Hart vs. FAU, 9/26/15 4. 378 Arthur Hart at Eastern Michigan, 9/1/17 5. 345 Arthur Hart at Old Dominion, 11/4/17 345 Arthur Hart vs. Southern Miss, 10/24/15 7. 344 Arthur Hart at UTSA, 11/26/16 <b>SEASON</b> 1. 3695 Arthr Hart, 2017 2. 2895 Arthur Hart, 2015 3. 2664 Arthur Hart, 2016 4. 2058 Brandon Strupp, 2013 5. 1741 Arthur Hart, 2014 <b>CAREER</b> 1. 10,995 Arthur Hart, 2014-17 2. 2058 Brandon Strupp, 2013 3. 305 Hayden Pezzoni, 2013-16 <b>PUNT AVERAGE</b> <b>GAME</b> 1. 48.6 Arthur Hart vs. Florida Atlantic, 11/25/17 2. 48.0 Arthur Hart vs. Eastern Michigan, 9/17/16 3. 47.4 Arthur Hart vs. Florida Atlantic, 9/26/15 4. 47.2 Arthur Hart at Eastern Michigan, 9/1/17 5. 44.7 Arthur Hart vs. Georgia State, 9/23/17 <b>SEASON</b> 1. 43.5 Arthur Hart, 2017 2. 39.2 Arthur Hart, 2016 3. 38.6 Arthur Hart, 2015 4. 38.1 Brandon Strupp, 2013 5. 36.3 Arthur Hart, 2014 <b>CAREER</b> 2. 39.8 Arthur Hart, 2014-17 1. 38.1 Brandon Strupp, 2013 <b>PUNTS INSIDE THE 20</b> <b>GAME</b> 1. 4 Arthur Hart vs. Elon, 9/10/16 4 Arthur Hart vs. Marshall, 10/31/15 2. 3 Arthur Hart, eight times (four in 2017) 3 Brandon Strupp, twice, 2013 <b>SEASON</b> 1. 25 Arthur Hart, 2017 2. 20 Arthur Hart, 2015		3. 19 Arthur Hart, 2016 4. 16 Brandon Strupp, 2013 <b>CAREER</b> 1. 74 Arthur Hart, 2014-17 2. 16 Brandon Strupp, 2013 3. 4 Hayden Pezzoni, 2013-16 <b>PUNTS FAIR CATCHES</b> <b>GAME</b> 1. 6 Arthur Hart at UTSA, 11/26/16 2. 5 Arthur Hart at WKU, 10/14/17 5 Arthur Hart vs. Middle Tennessee, 11/11/17 <b>SEASON</b> 1. 37 Arthur Hart, 2015 2. 32 Arthur Hart, 2017 3. 18 Arthur Hart, 2016 4. 14 Arthur Hart, 2014 5. 13 Brandon Strupp, 2013 <b>CAREER</b> 1. 101 Arthur Hart, 2014-17 2. 13 Brandon Strupp, 2013 <b>PUNT TOUCHBACKS</b> <b>GAME</b> 1. 2 Arthur Hart at Old Dominion, 11/4/17 2 Arthur Hart at Louisville, 9/1/16 2 Arthur Hart vs. FAU, 9/26/15 <b>SEASON</b> 1. 10 Arthur Hart, 2017 2. 4 Arthur Hart, 2016 3. 3 Arthur Hart, 2015 3 Brandon Strupp, 2013 <b>CAREER</b> 1. 18 Arthur Hart, 2014-17 2. 3 Brandon Strupp, 2013 <b>PUNTS OF 50+</b> <b>GAME</b> 1. 3 Arthur Hart at Eastern Michigan, 9/1/17 3 Arthur Hart vs. Georgia State, 9/23/17 3 Arthur Hart at Southern Miss, 11/18/17 4. 2 Arthur Hart, 11 times (5 in 2017) <b>SEASON</b> 1. 22 Arthur Hart, 2017 2. 8 Arthur Hart, 2016 3. 6 Arthur Hart, 2015 6 Brandon Strupp, 2013 <b>CAREER</b> 1. 41 Arthur Hart, 2014-17 2. 6 Brandon Strupp, 2013 <b>PUNT BLOCKED</b> <b>GAME</b> 1. 1 Arthur Hart vs. Temple, 10/2/15 <b>SEASON</b> 1. 1 Arthur Hart, 2015 <b>CAREER</b> 1. 1 Arthur Hart, 2014-17	



#GOLDSTANDARD	#ROCKSOLID	#GOLDSTANDARD	#ROCKSOLID
<b>KICKOFF RETURNS</b> <b>GAME</b> <ol style="list-style-type: none"> <li>9 Damarrell Alexander vs. Coastal Carolina, 11/8/14</li> <li>8 Chris Montgomery at Temple, 9/24/16</li> <li>8 Anthony Covington at Old Dominion, 10/17/15</li> </ol> <b>SEASON</b> <ol style="list-style-type: none"> <li>43 Chris Montgomery, 2016</li> <li>37 Chris Montgomery, 2017</li> <li>27 Anthony Covington, 2015</li> <li>23 Mikel Hunter, 2013</li> <li>20 Damarrell Alexander, 2014</li> </ol> <b>CAREER</b> <ol style="list-style-type: none"> <li>105 Chris Montgomery, 2014-17</li> <li>33 Anthony Covington, 2015-16</li> <li>23 Mikel Hunter, 2013</li> <li>22 Damarrell Alexander, 2013-14</li> <li>15 Martay Mattox, 2013</li> </ol> <b>KICKOFF RETURN YARDAGE</b> <b>PLAY</b> <ol style="list-style-type: none"> <li>96 Mikel Hunter vs. Chowan (TD), 9/7/13</li> <li>95 Damarrell Alexander vs. #3 Coastal Carolina (TD), 11/8/14</li> <li>66 Aaron McAllister at #19 Kansas State, 9/9/17</li> <li>65 Chris Montgomery at Southern Miss, 11/18/17</li> <li>64 Justin Bridges-Thompson at Morehead State, 11/23/13</li> <li>50 Anthony Covington at Middle Tennessee, 9/19/15</li> <li>49 Chris Montgomery vs. North Carolina A&amp;T, 9/16/17</li> <li>48 Uriah LeMay at Middle Tennessee (TD), 9/19/15</li> <li>44 Chris Montgomery vs. Middle Tennessee, 11/19/16</li> <li>42 Chris Montgomery vs. Eastern Michigan, 9/17/16</li> </ol> <b>GAME</b> <ol style="list-style-type: none"> <li>220 Damarrell Alexander vs. Coastal Carolina, 11/8/14</li> <li>169 Anthony Covington at Old Dominion, 10/17/15</li> <li>145 Chris Montgomery vs. James Madison, 10/25/14</li> <li>141 Chris Montgomery at Temple, 9/24/16</li> <li>125 Chris Montgomery vs. FIU, 10/15/16</li> </ol> <b>SEASON</b> <ol style="list-style-type: none"> <li>845 Chris Montgomery, 2016</li> <li>802 Chris Montgomery, 2017</li> <li>545 Anthony Covington, 2015</li> <li>501 Mikel Hunter, 2013</li> <li>457 Damarrell Alexander, 2014</li> </ol> <b>CAREER</b> <ol style="list-style-type: none"> <li>2147 Chris Montgomery, 2014-17</li> <li>691 Anthony Covington, 2015-16</li> <li>501 Mikel Hunter, 2013</li> <li>489 Damarrell Alexander, 2013-14</li> <li>254 Martay Mattox, 2013</li> </ol> <b>KICKOFF RETURN AVERAGE</b> <b>GAME</b> <ol style="list-style-type: none"> <li>66.0 Aaron McAllister (66 yds; 1 ret.) at Kansas State, 9/9/11</li> <li>64.0 Justin Bridges-Thompson (64 yds; 1 ret.) at Morehead State</li> <li>53.0 Mikel Hunter (106 yds; 2 ret.) vs. Chowan</li> <li>48.0 Uriah LeMay (48 yds; 1 ret.) at Middle Tennessee, 9/19/15</li> <li>40.0 Kalif Phillips (40 yds; 1 ret.) vs. UNC Pembroke</li> </ol> <b>SEASON (min. 10 ret.)</b> <ol style="list-style-type: none"> <li>22.9 Damarrell Alexander, 2014</li> <li>21.8 Mikel Hunter, 2013</li> <li>21.7 Chris Montgomery, 2017</li> <li>20.2 Anthony Covington, 2015</li> <li>20.2 Chris Montgomery, 2015</li> </ol>		<b>CAREER</b> <ol style="list-style-type: none"> <li>22.2 Damarrell Alexander, 2013-14</li> <li>21.8 Mikel Hunter, 2013</li> <li>20.9 Anthony Covington, 2015-16</li> <li>20.4 Chris Montgomery, 2014-16</li> </ol> <b>KICKOFF RETURN TD</b> <b>GAME</b> <ol style="list-style-type: none"> <li>1 Uriah LeMay at Middle Tennessee, 2015</li> <li>1 Damarrell Alexander vs. Coastal Carolina, 2014</li> <li>1 Mikel Hunter vs. Chowan, 2013</li> </ol> <b>SEASON</b> <ol style="list-style-type: none"> <li>1 Uriah LeMay, 2015</li> <li>1 Damarrell Alexander, 2014</li> <li>1 Mikel Hunter, 2013</li> </ol> <b>CAREER</b> <ol style="list-style-type: none"> <li>1 Uriah LeMay, 2015</li> <li>1 Damarrell Alexander, 2013-14</li> <li>1 Mikel Hunter, 2013</li> </ol>	

#GOLDSTANDARD	#ROCKSOLID	#GOLDSTANDARD	#ROCKSOLID
<b>PUNT RETURNS</b> <b>GAME</b> <ol style="list-style-type: none"> <li>7 Corey Nesmith Jr. at Campbell, 8/28/14</li> <li>5 Nate Mullen vs. UAB, 10/21/17</li> <li>4 Austin Duke vs. Elon, 9/10/16</li> <li>Mikel Hunter vs. Wesley College</li> </ol> <b>SEASON</b> <ol style="list-style-type: none"> <li>18 Corey Nesmith Jr., 2014</li> <li>16 Nate Mullen, 2017</li> <li>15 Mikel Hunter, 2013</li> <li>14 Ardy Holmes, 2015</li> <li>11 Ardy Holmes, 2014</li> </ol> <b>CAREER</b> <ol style="list-style-type: none"> <li>25 Ardy Holmes, 2013-15</li> <li>22 Corey Nesmith Jr., 2013-15</li> <li>21 Nate Mullen, 2016-17</li> <li>17 Austin Duke, 2013-16</li> <li>15 Mikel Hunter, 2013</li> </ol>		<b>PUNT RETURN TD</b> <b>GAME</b> <ol style="list-style-type: none"> <li>1 Ed Rolle at Southern Miss, 11/5/16 (rcv'd block in end zone)</li> </ol> <b>SEASON</b> <ol style="list-style-type: none"> <li>1 Ed Rolle, 2016</li> </ol> <b>CAREER</b> <ol style="list-style-type: none"> <li>1 Ed Rolle, 2016</li> </ol>	
<b>PUNT RETURN YARDAGE</b> <b>PLAY</b> <ol style="list-style-type: none"> <li>34 Ardy Holmes vs. Charleston Southern, 9/27/14</li> <li>33 Corey Nesmith vs. Johnson C. Smith, 9/6/14</li> <li>25 Ardy Holmes vs. Johnson C. Smith, 9/6/14</li> <li>24 Corey Nesmith at Middle Tennessee, 9/19/15</li> <li>22 Ardy Holmes vs. Southern Miss, 10/24/15</li> <li>22 Austin Duke at Charleston Southern, 10/26/13</li> </ol> <b>GAME</b> <ol style="list-style-type: none"> <li>43 Ardy Holmes vs. #25 Charleston Southern, 9/27/14</li> <li>33 Corey Nesmith Jr. vs. Johnson C. Smith, 9/6/14</li> <li>31 Nate Mullen vs. UAB, 10/21/17</li> <li>31 Mikel Hunter vs. Wesley College</li> <li>28 Ardy Holmes vs. Southern Miss, 10/24/15</li> </ol> <b>SEASON</b> <ol style="list-style-type: none"> <li>124 Corey Nesmith Jr., 2014</li> <li>81 Nate Mullen, 2017</li> <li>81 Ardy Holmes, 2014</li> <li>71 Mikel Hunter, 2013</li> <li>53 Ardy Holmes, 2015</li> </ol> <b>CAREER</b> <ol style="list-style-type: none"> <li>161 Corey Nesmith Jr., 2013-15</li> <li>134 Ardy Holmes, 2013-15</li> <li>94 Nate Mullen, 2016-17</li> <li>71 Mikel Hunter, 2013</li> <li>62 Austin Duke, 2013-16</li> </ol>			
<b>PUNT RETURN AVERAGE</b> <b>GAME</b> <ol style="list-style-type: none"> <li>24.0 Corey Nesmith Jr. at Middle Tennessee, 9/19/15</li> <li>22.0 Austin Duke at Charleston Southern</li> <li>21.0 Corey Nesmith Jr. vs. Morehead State, 11/22/14</li> <li>19.0 Austin Duke at The Citadel, 10/11/14</li> <li>14.3 Ardy Holmes vs. #25 Charleston Southern, 9/27/14</li> </ol> <b>SEASON</b> <ol style="list-style-type: none"> <li>7.4 Ardy Holmes, 2014</li> <li>6.9 Corey Nesmith Jr., 2014</li> <li>5.1 Nate Mullen, 2017</li> <li>4.7 Mikel Hunter, 2013</li> </ol> <b>CAREER</b> <ol style="list-style-type: none"> <li>7.3 Corey Nesmith Jr., 2013-15</li> <li>5.4 Ardy Holmes, 2013-15</li> <li>4.7 Mikel Hunter, 2013</li> <li>4.5 Nate Mullen, 2016-17</li> </ol>			





#GOLDSTANDARD

#ROCKSOLID

#GOLDSTANDARD

#ROCKSOLID

# TEAM RECORDS

## SINGLE GAME

CHARLOTTE 49ERS CHARLOTTE 49ERS

### TEAM GAME SUPERLATIVES

#### Most Points

- 61 at Morehead State (W, 61-17), 2013
  - 56 at the Citadel (L, 56-63 2ot), 2014  
56 vs. Johnson C. Smith (W, 56-0), 2014
  - 53 vs. #24/#25 G-Webb (W, 53-51), 2013
  - 52 vs. Morehead State (W, 52-14), 2014  
52 vs. Campbell (W, 52-7), 2013
  - 47 vs. Elon (W, 47-14), 2016  
47 vs. Chowan (W, 47-7), 2013
  - 45 at Presbyterian (W, 45-21), 2013
- vs. FBS: 38 at Southern Miss (W, 38-27), 2016

#### Fewest Points

- 0 vs. Georgia State (L, 28-0), 2017  
0 at Old Dominion (L, 6-0), 2017
- 3 vs. Marshall (L, 14-3), 2017  
3 vs. Temple (L, 37-3), 2015
- 7 at Eastern Michigan (L, 24-7), 2017  
7 at #19 Kansas State (L, 55-7), 2017  
7 vs. Florida Atlantic (L, 17-7), 2015  
7 at Rice (L, 27-7), 2015
- 7 at James Madison (L, 7-34), 2013
- 10 vs. Southern Miss (L, 44-10), 2015  
10 vs. Marshall (L, 34-10), 2015  
10 at Kentucky (L, 58-10), 2015

#### Most Touchdowns

- 8 at Morehead State, 2013
- 7 vs. Elon, 2016  
7 vs. Morehead State, 2014  
7 at The Citadel, 2014  
7 vs. #24/#25 Gardner-Webb, 2013
- 6 vs. Johnson C. Smith, 2014  
6 vs. Campbell, 2013  
6 vs. Chowan, 2013  
6 at Presbyterian, 2013

vs. FBS: 5, at Southern Miss, 2016

Fewest: 0, four times

#### Most Touchdowns Rushing

- 6 at Morehead State, 2013
- 5 vs. Morehead State, 2014
- 4 at Old Dominion, 2015  
4 at Campbell, 2014  
4 vs. Johnson C. Smith, 2014

#### Most Touchdowns Passing/Receiving

- 5 vs. Chowan, 2013  
5 vs. #24/#25 Gardner-Webb, 2013
- 4 vs. Elon, 2016

- 4 at The Citadel, 2014
- 3 vs. NC A&T, 2017  
3 at Florida Atlantic, 2013  
3 vs. Presbyterian, 2015  
3 at FIU, 2015  
3 vs. UTSA, 2015  
3 vs. Campbell, 2013  
3 at Presbyterian, 2013  
3 vs. UNC Pembroke, 2013

#### Most Players with a Touchdown

- 6 vs. Elon, 2016  
(Washington, Ford, Hoffman, Bolus, Duke, DeLuca)
- 6 vs. Campbell, 2013  
(Hogan, Bolus, Duke, Phillips, Bostick, Nesmith Jr.)
- 6 at Morehead State, 2013  
(Crawford, Phillips, Barnwell, Clayton-Molby, Johnson, Alexander)

#### Most Players with a Rushing Touchdown

- 4 at Morehead State, 2013  
(Phillips, Barnwell, Johnson, Alexander)
- 3 at Southern Miss, 2016  
(Klugh, Washington, Montgomery)
- 3 at Old Dominion, 2015  
(Phillips, 2, Buie, Johnson)
- 3 at The Citadel, 2014  
(Duke, Phillips, M. Thomas)
- 3 at Coastal Carolina, 2013  
(Johnson, Barnwell, Phillips)

#### Most Players with a Receiving Touchdown

- 4 vs. Elon, 2016  
(Ford, Hoffman, Bolus, Duke)
- 4 vs. Chowan, 2013  
(Duke, Phillips, Bostick, Nesmith Jr.)

#### Most Players with a Passing Touchdown

- 3 at FIU, 2015  
(Barden, Johnson, McNeill)

#### Total Offense Plays

- 106 vs. Old Dominion, 2015  
106 vs. North Carolina Central, 2013
- 95 vs. Middle Tennessee, 2016
- 89 vs. #24/#25 Gardner-Webb, 2013
- 88 at The Citadel, 2014
- 86 at Georgia State, 2015  
86 at FIU, 2015
- 85 vs. Old Dominion, 2016
- 84 at James Madison, 2014  
84 at Coastal Carolina, 2013

Lowest: 49, at Old Dominion, 2017

#### Total Offense

- 684 at The Citadel, 2014
  - 586 vs. #24/#25 Gardner-Webb, 2013
  - 580 at Morehead State, 2013
  - 573 vs. Charleston Southern, 2014
  - 566 vs. James Madison, 2014
  - 546 vs. Johnson C. Smith, 2014
  - 536 at Old Dominion, 2015
  - 533 vs. North Carolina Central, 2013
  - 506 vs. Elon, 2016
  - 505 at Presbyterian, 2013
- Lowest: 168, at Kansas State, 2017

#### Total Offense/Play

- 9.0 vs. Charleston Southern, 2014
  - 8.8 at Morehead State, 2013
  - 8.3 vs. Johnson C. Smith, 2014
  - 8.2 vs. Morehead State, 2014
  - 7.7 at The Citadel, 2014
- Lowest: 2.4, vs. Florida Atlantic, 2015  
Hi vs. FBS: 6.8 at Florida Atlantic, 2016

#### Rushing Attempts

- 70 at Old Dominion, 2015
  - 54 at Georgia State, 2015  
54 vs. UTSA, 2015
  - 52 at Coastal Carolina, 2013
  - 50 at Marshall, 2016  
50 vs. North Carolina Central, 2013
  - 49 at FIU, 2017  
49 vs. UAB, 2017  
49 Old Dominion, 2016  
49 vs. FAU, 2015  
49 at North Carolina Central, 2014
- Fewest: 19, at UTSA, 2016

#### Yards Rushing

- 439 at Morehead State, 2013
  - 349 at FIU, 2017
  - 326 at The Citadel, 2014
  - 309 at Old Dominion, 2015
  - 303 at Southern Miss, 2016
  - 300 vs. Morehead State, 2014  
300 at North Carolina Central, 2014
  - 281 at Coastal Carolina, 2013
  - 268 vs. Charleston Southern, 2014
  - 266 vs. North Carolina A&T, 2017
- Lowest: 8, at UTSA, 2016

#### Rushing yards/rush

- 10.4 at Morehead State, 2013
  - 8.8 vs. Morehead State, 2014
  - 7.3 at WKU, 2017
  - 7.2 vs. Charleston Southern, 2014
  - 7.1 at FIU, 2017  
7.1 at The Citadel, 2014
- Lowest: 0.4 at UTSA, 2016

#### Pass Completions

- 38 vs. North Carolina Central, 2013
  - 28 vs. James Madison, 2014
  - 27 vs. #24/#25 Gardner-Webb, 2013
  - 25 at FIU, 2015  
25 vs. UNC Pembroke, 2013
  - 24 vs. Elon, 2016  
24 at Old Dominion, 2015  
24 vs. Chowan, 2013
  - 23 vs. Eastern Michigan, 2016
  - 22 vs. Middle Tennessee, 2016  
22 at The Citadel, 2014
- Fewest: 9, three times

#### Pass Attempts

- 56 vs. North Carolina Central, 2013
- 50 vs. Middle Tennessee, 2016
- 46 vs. #24/#25 Gardner-Webb, 2013
- 45 vs. James Madison, 2014
- 44 vs. Eastern Michigan, 2016  
44 at UTSA, 2016
- 43 at The Citadel, 2014
- 42 at Temple, 2016

# TEAM SINGLE GAME

CHARLOTTE 49ERS CHARLOTTE 49ERS

42 at Elon, 2014

Fewest: 17, at Florida Atlantic, 2016

## Pass Completion Pct.

1. .824 at Florida Atlantic (14-17), 2016
2. .774 vs. Chowan (24-31), 2013
3. .708 vs. Johnson C. Smith (17-24), 2014
4. .706 vs. Elon (24-34), 2016
5. .700 vs. Wesley (21-30), 2014

Lowest: .324, vs. Florida Atlantic (11-34), 2015

## Yards Passing/Receiving

1. 381 vs. Johnson C. Smith, 2014
2. 361 vs. James Madison, 2014
3. 358 at The Citadel, 2014
4. 342 vs. North Carolina Central, 2013
5. 342 vs. #24/#25 Gardner-Webb, 2013
6. 305 vs. Charleston Southern, 2014

## Hi vs. FBS: xxxxx

Lowest: 87, at Kentucky, 2015

## Yards Receiving/Catch

1. 22.4 vs. Johnson C. Smith, 2014
2. 21.2 at Gardner-Webb, 2014
2. 19.1 vs. Charleston Southern, 2014
4. 17.9 at Presbyterian, 2013
5. 17.5 vs. Morehead State, 2014

Lowest: 7.4, vs. Marshall, 2015

Hi vs. FBS: 16.2 vs. UTSA, 2015

## Most First Downs

1. 36 at The Citadel, 2014
2. 31 at Old Dominion, 2015
- 31 vs. #24/#25 Gardner-Webb, 2013
- 31 vs. North Carolina Central, 2013
5. 30 at Coastal Carolina, 2013

Fewest: 8, at Old Dominion, 2017

## Turnovers Forced

1. 5 vs. FAU, 2015
- 5 at James Madison, 2013
- 5 vs. Chowan, 2013
- 4 vs. Campbell, 2013
5. 3 Nine times (at GSU; vs. UTSA 2015)

## Fumbles Forced

1. 4 vs. FAU, 2015
- 4 at Old Dominion, 2015
- 3 vs. Marshall, 2017
- 3 at Middle Tennessee, 2015
- 3 at The Citadel, 2014
- 3 Johnson C. Smith, 2014
- 3 vs. Chowan, 2013
- 3 at Morehead State, 2013

## Fumbles Recovered

1. 3 vs. FAU, 2015
- 3 vs. North Carolina Central, 2013
- 3 at James Madison, 2013
4. 2 14 times (3 times, 2017)

## #ROCKSOLID

### Fumble Return Yards

1. 59 vs. Elon, 2016
2. 52 at North Carolina Central, 2014
3. 43 at Georgia State, 2015
4. 26 vs. UAB, 2017
5. 21 vs. Marshall, 2017

### Fumble Return for TD

1. 1 at Louisville, 2016
- 1 vs. Elon, 2016
- 1 at UTSA, 2016
- 1 at Georgia State, 2015
- 1 at North Carolina Central, 2014

### Interceptions

1. 3 at Southern Miss, 2016
- 3 vs. UTSA, 2015
- 3 vs. Morehead State, 2014
- 3 vs. Chowan, 2013
4. 2 13 times  
(v. Elon; v. FIU; v. Rice; v. MT, 2016)

### Interception Return Yards

1. 89 vs. Rice, 2016
2. 70 at Morehead State, 2013
3. 48 vs. Johnson C. Smith, 2014
4. 44 at Gardner-Webb, 2014
5. 34 vs. Wesley, 2013
6. 33 vs. Charleston Southern, 2014
- 33 at Elon, 2013

### Interception Return For TD

1. 1 vs. Rice, 2016
- 1 vs. FAU, 2015
- 1 at Gardner Webb, 2014
- 1 vs. Johnson C. Smith, 2014
- 1 vs. Campbell, 2013
- 1 at Morehead State, 2013

### Turnovers Committed

1. 7 at Middle Tennessee, 2015
- 7 vs. FAU, 2015
- 7 vs. North Carolina Central, 2013
4. 5 at Georgia State, 2015
5. 4 at Elon, 2014
- 4 at James Madison, 2013
- 4 vs. UNC Pembroke, 2013

### Fumbles Lost

1. 3 at Middle Tennessee, 2015
- 3 at Georgia State, 2015
- 3 vs. Wesley, 2014
- 3 vs. Coastal Carolina, 2014
- 3 at James Madison, 2013
- 3 vs. UNC Pembroke, 2013
7. 2 six times (2 in 2016: vs. ODU; vs. FIU)

### Interceptions Thrown

1. 6 vs. FAU, 2015
2. 5 vs. North Carolina Central, 2013
3. 4 at Middle Tennessee, 2015
4. 3 at Eastern Michigan, 2017
- 3 vs. Southern Miss, 2015
- 3 at Elon, 2014

### Two-Point Conversions

1. 1 vs. N.C. A&T, 9/16/17 (pass)
- 1 vs. UAB, 10/21/17 (pass)
- 1 vs. Middle Tennessee, 11/19/16 (pass)
- 1 at The Citadel, 10/11/14 (pass)

## #GOLDSTANDARD

- 1 vs. Campbell, 8/31/13 (rush)
- 1 vs. UNC Pembroke, 10/12/13 (rush)
- 1 at Coastal Carolina, 11/2/13 (rush)

### Two-Point Rush

1. 1 vs. Campbell, 8/31/13
- 1 vs. UNC Pembroke, 10/12/13
- 1 at Coastal Carolina, 11/2/13

### Two-Point Pass/Reception

1. 1 vs. N.C. A&T, 9/16/17
- 1 vs. UAB, 10/21/17
- 1 vs. Middle Tennessee, 11/19/16
- 1 at The Citadel, 10/11/14

### Defensive Extra Point

0

### Tackles

1. 118 at James Madison, 2013
  2. 104 at Old Dominion, 2017
  3. 102 at The Citadel, 2014
  4. 101 at Coastal Carolina, 2013
  5. 99 vs. Elon, 9/10/16
  6. 97 vs. Florida Atlantic, 2017
  - 97 at Campbell, 2014
  - 97 at Morehead State, 2013
  9. 96 vs. Wesley College, 2014
  10. 93 at Rice, 2015
  - 93 vs. Charleston Southern, 2014
- Fewest: 54, vs. North Carolina Central, 2013

### Solo Tackles

1. 73 vs. Morehead State, 2014
  2. 72 vs. #24/#25 Gardner-Webb, 2013
  3. 68 vs. Coastal Carolina, 2014
  - 68 at The Citadel, 2014
  - 68 at Elon, 2014
  6. 67 vs. Middle Tennessee, 2015
  7. 66 vs. James Madison, 2014
  8. 65 vs. Charleston Southern, 2014
  9. 63 vs. UNC Pembroke, 2013
- Fewest: 26, vs. Marshall, 2017

### Tackles For Loss

1. 17 vs. Chowan, 2013
  2. 14 vs. Presbyterian, 2015
  3. 13 vs. UTSA, 2015
  4. 12 vs. Morehead State, 2014
  - 12 vs. Johnson C. Smith, 2014
  6. 10 vs. Florida Atlantic 2015
  - 10 at Campbell, 2014
  8. 9 at Georgia State, 2015
  - 9 at James Madison, 2013
  10. 8 at Middle Tennessee, 2015
  - 8 at Kentucky, 2015
  - 8 at Gardner-Webb, 2014
  - 8 at North Carolina Central, 2014
  - 8 at Charleston Southern, 2013
- Fewest: 1, four times (2017: at FIU)

### Tackles For Loss Yardage

1. 87 vs. Chowan, 2013
2. 69 vs. UTSA, 2015
3. 57 vs. Morehead State, 2014
4. 50 vs. Presbyterian, 2015
- 50 vs. Johnson C. Smith, 2014
5. 42 vs. Gardner-Webb, 2013
6. 41 at Campbell, 2014



# TEAM SINGLE GAME

CHARLOTTE 49ERS CHARLOTTE 49ERS

7. 40 at North Carolina Central, 2014  
Fewest: 1: at FIU, 2017; at FIU, 2015

## Sacks

1. 5 vs. UTSA, 2015
2. 4 at North Carolina Central, 2014
- 4 vs. Chowan, 2013
- 4 at Morehead State, 2013
5. 3 nine times (2017: at ODU)

## Sack Yardage

1. 34 vs. UTSA, 2015
- 34 at North Carolina Central, 2014
3. 32 vs. Chowan, 2013
4. 25 at WKU, 2017
- 25 at Morehead State, 2013

## Safeties Recorded

1. 1 vs. Chowan, 2013
- 1 vs. Gardner-Webb, 2013

## Safeties allowed

1. 1 at Charleston Southern, 2013

## Quarterback hurries

1. 12 vs. #24/#25 Gardner-Webb, 2013
2. 11 vs. Rice, 11/12/16

## Pass Breakups

1. 8 vs. Middle Tennessee, 2017
- 8 vs. Southern Miss, 2015
- 8 vs. Marshall, 2015
- 8 vs. Wesley, 2014

## Points (Kicking Game)

1. 20 vs. Johnson C. Smith (5-5 FG; 5-5 PAT), 2014
2. 14 vs. Campbell (3-3 FG; 5-5 PAT), 2013
3. 13 at Morehead State (2-2 FG; 7-7 PAT), 2013
4. 12 at The Citadel (2-2 FG; 6-6 PAT), 2014
5. 11 at Georgia State (3-3 FG; 2-2 PAT), 2015
- 11 Charleston Southern (2-3 FG; 5-5 PAT), 2014

## Field Goals Made

1. 5 vs. Johnson C. Smith, 2014
2. 3 at Georgia State, 2015
- 3 vs. Campbell, 2013

## Field Goals Attempted

1. 5 vs. Johnson C. Smith, 2014
2. 4 vs. UTSA, 2015
3. 3 15 times (3 in 2016)

## Field Goal Pct.

- 1.1.000 (5-5) vs. Johnson C. Smith, 2014
- 2.1.000 (3-3) at Georgia State, 2015
- 1.000 (3-3) vs. Campbell, 8/31/13
- 4.1.000 (2-2) Four times (3 in 2014)

Lowest:

.000 (0-3), at Rice, 2015

## Most FG Attempted Without a Miss

1. 5 (5-5) vs. Johnson C. Smith, 2014
2. 3 (3-3) at Georgia State, 2015

3 (3-3) vs. Campbell, 2013

## Most FG Attempted Without a Make

1. 3 (0-3) at Rice, 2015
2. 2 (0-2) vs. Georgia State, 2017

## Field Goals Blocked

1. 1 eight games
- (2017: vs. Marshall; at WKU)

## Field Goals Missed

1. 3 at Rice (0-3), 2015
2. 2 vs. Georgia State (0-2), 2017
- 2 vs. Temple (1-3), 2015
- 2 vs. Southern Miss (1-3), 2015
- 2 vs. UTSA (2-4), 2015
- 2 at Gardner-Webb (1-3 FG), 2014
- 2 vs. Gardner-Webb (1-3 FG), 2013

## Field goals made of 40+

1. 2 at Morehead State, 2013

## PAT Made

1. 7 vs. Morehead State (7-7 PAT), 2014
- 7 at Morehead State (7-7 PAT), 2013
3. 6 at The Citadel (6-6 PAT), 2014
- 6 vs. Chowan (6-6 PAT), 2013
- 6 at Presbyterian (6-6 PAT), 2013
- 6 vs. Gardner-Webb (6-6 PAT), 2013

vs. FBS: 5 at Southern Miss (5-5), 2016

## PAT Attempts

1. 7 vs. Morehead State (7-7 PAT), 2014
- 7 at Morehead State (7-7 PAT), 2013
3. 6 vs. Elon (5-6 PAT), 2016
- 6 at The Citadel (6-6 PAT), 2014
- 6 vs. Chowan (6-6 PAT), 2013
- 6 at Presbyterian (6-6 PAT), 2013
- 6 vs. Gardner-Webb (6-6 PAT), 2013

vs. FBS: 5 at Southern Miss (5-5), 2016

## PAT Pct.

- 1.1.000 vs. Morehead State (7-7 PAT), 2014
- 1.000 at Morehead State (7-7 PAT), 2013
- 3.1.000 at The Citadel (6-6 PAT), 2014
- 1.000 vs. Chowan (6-6 PAT), 2013
- 1.000 at Presbyterian (6-6 PAT), 2013
- 1.000 vs. Gardner-Webb (6-6 PAT), 2013

v. FBS:1.000 (5-5), at Southern Miss, 2016

Lowest : .000 (0-1) vs. Florida Atlantic, 2017

## Most PAT Made Without a Miss

1. 7 (7-7) vs. Morehead State, 2014
- 7 (7-7) at Morehead State, 2013

vs. FBS: 5 at Southern Miss (5-5), 2016

## Blocked PAT Attempts

1. 1 vs. FIU, 2016

## Punts

1. 11 at Louisville, 2016
2. 9 at WKU, 2017
- 9 at UTSA, 11/26/16
- 9 vs. Southern Miss, 2015
4. 8 eight times (2017: 4 times)

Fewest: 2, vs. JCSU; 2014 vs. Wesley, 2014

## Punting yardage

1. 424 at Louisville, 2016
2. 379 vs. FAU, 2015
3. 380 at WKU, 2017
4. 378 at Eastern Michigan, 2017

5. 345 at Old Dominion, 2017

345 vs. Southern Miss, 2015

Lowest: 59, vs. Johnson C. Smith, 2014

## Punting yard avg.

1. 48.6 vs. FAU (7 p, 340 yds), 2017
2. 48.0 vs. EMU (3 p; 144 yds), 2016
3. 47.4 vs. FAU (8 p; 379 yds), 2015
4. 47.2 at EMU (8 p, 378 yds), 2017
5. 44.7 vs. Georgia State (6 p, 268 yds), 2017

Lowest: 25.2 at Temple (6 p; 151 y), 2015

## Punts Inside the 20

1. 4 vs. Elon, 2016
- 4 vs. Marshall, 2015
3. 3 10 times (2016: four times)

## Punts for Fair Catches

1. 6 at UTSA, 2016
2. 5 at WKU, 2017
- 5 vs. Middle Tennessee, 2017

## Punt for Touchbacks

1. 2 at Old Dominion, 2017
- 2 at Louisville, 2016
- 2 vs. FAU, 2015

## Punts of 50+

1. 3 at Eastern Michigan, 2017
- 3 vs. Georgia State, 2017
- 3 at Southern Miss, 2017
4. 2 11 times (2017: 5 times)

## Punts Blocked

1. 1 vs. Temple, 2015
- 1 at FIU, 2015

## Kicks

1. 11 vs. Johnson C. Smith, 2014
- 11 at Morehead State, 2013

vs. FBS: 7 at Southern Miss, 2016

7 at Old Dominion, 2015

## Kick Yardage

1. 688 vs. Johnson C. Smith, 2014
2. 574 at Morehead State, 2013
3. 571 at The Citadel, 2014
4. 562 vs. Campbell, 2013
5. 557 vs. #24/#25 Gardner-Webb, 2013

Fewest: 64, at Old Dominion, 2017

## Kick Average

1. 67.9 vs. Presbyterian, 2015
2. 65.0 at Kansas State, 2017
- 65.0 vs. Georgia State, 2017
4. 64.8 vs. North Carolina, A&T, 2017
5. 64.5 at James Madison, 2013

## Kick Touchbacks

1. 4 at The Citadel, 2014
- 4 vs. Johnson C. Smith, 2014
3. 3 vs. Middle Tennessee, 2017
- 3 at Southern Miss, 2016
- 3 at Old Dominion, 2015

## Kicks Out of Bounds

1. 1 at FIU, 2017
- 1 at Southern Miss, 2017
- 1 vs. #24/#25 Gardner-Webb, 2013

## Kickoff Returns

1. 10 at Louisville, 2016
- 10 vs. Coastal Carolina, 2014

# TEAM SINGLE GAME

CHARLOTTE 49ERS CHARLOTTE 49ERS

2. 9 vs. Old Dominion, 2016  
9 at Kentucky, 2015  
Fewest: 0 at Florida Atlantic, 2016  
0 vs. Johnson C. Smith, 2014

## Kickoff Return Yardage

1. 236 vs. Coastal Carolina, 2014  
2. 208 at Middle Tennessee, 2015  
3. 189 at Louisville, 2016  
Fewest: 0 at Florida Atlantic, 2016  
0 vs. Johnson C. Smith, 2014

## Kickoff Return Average

1. 39.3 vs. Chowan, 2013  
2. 31.8 at Morehead State, 2013  
3. 30.2 at Southern Miss, 2017  
4. 26.5 vs. UAB, 2017  
26.5 vs. UTSA, 2015  
Lowest: 0, vs. J.C. Smith, 2014 (0 kicks)  
0, at Florida Atlantic, 2016 (0 ret.)

## Kickoff Return TD

1. 1 at Middle Tennessee, 2015  
1 vs. Coastal Carolina, 2014  
1 vs. Chowan, 2013

## Punt Returns

1. 8 at Campbell, 2014  
2. 7 vs. Johnson C. Smith, 2014

## Punting Return Yardage

1. 65 vs. Johnson C. Smith, 2014  
2. 43 vs. Charleston Southern, 2014  
3. 31 VS. UAB, 2017  
31 vs. Wesley College, 2013  
Fewest: -14, vs. Coastal Carolina, 2014

## Punting Return Average

1. 24.0 at Middle Tennessee, 2015  
2. 22.0 at Charleston Southern, 2013  
3. 19.0 at The Citadel, 2014  
4. 14.3 vs. Charleston Southern, 2014  
5. 12.0 at Elon, 2014  
Fewest: -3.0, vs. Chowan; vs. Gardner-Webb

## Punt Return TD

1. 1 at Southern Miss, 2016

## MISCELLANEOUS

### First Downs

- Most:  
36, at The Citadel, 2014  
31, at Old Dominion, 2015  
31, vs. North Carolina Central, 2013  
31, vs. Gardner-Webb, 2013  
30, at Coastal Carolina, 2013

### Fewest:

- 10, at UTSA, 2016  
11, at Middle Tennessee, 2015  
12, at Louisville, 2016  
13, vs. Southern Miss, 2015  
13, at Gardner-Webb, 2014

### Most by Rush:

- 18, at Old Dominion, 2015  
16, at The Citadel, 2014  
16, at Coastal Carolina, 2013  
14, at FIU, 2015  
14, vs. North Carolina Central, 2013

### Fewest by rush:

- 1, at UTSA, 2016  
4, at Louisville, 2016  
4, at Charleston Southern, 2013  
5, at Middle Tennessee, 2015  
5, vs. Johnson C. Smith, 2014  
5, vs. UNC Pembroke, 2013

### Most by Pass:

- 18, vs. Gardner-Webb, 2013  
16, vs. James Madison, 2014  
16, vs. North Carolina Central, 2013

### Fewest by Pass:

- 3, vs. Florida Atlantic, 2015  
3, at James Madison, 2013  
5, at Middle Tennessee, 2015  
5, at Kentucky, 2015  
5, at North Carolina Central, 2014  
5, at Morehead State, 2013

### Most by Penalty:

- 6, at The Citadel, 2014  
5, vs. Eastern Michigan, 2016

### Fewest by Penalty:

- 0, five times (3 in 2015)

### Third Down

- Most Attempts:  
22, at Old Dominion, 2015  
Fewest Attempts:  
9, vs. Charleston Southern, 2014  
Most Converted:  
12, at Old Dominion, 2015  
Fewest Converted:  
0, (0-13) at Louisville, 2016  
Highest Conversion Pct.:  
.545 (12-22) at Old Dominion, 2015  
Lowest Conversion Pct.:  
.000 (0-13) at Louisville, 2016  
Most Failed Conversions:  
16 (4-20) vs. Middle Tennessee, 2016

### Fourth-Down

- Most Attempts:  
6, vs. Middle Tennessee, 2016  
Most Converted:  
4, vs. UTSA (4-for-5), 2015  
Highest Conversion Pct.:  
1.000 (2-2) at Florida Atlantic, 2016  
1.000 (2-2) at FIU, 2015  
1.000 (2-2) at Presbyterian, 2013  
1.000 (2-2) at Morehead State, 2013  
Most Failed Conversions:  
4, (1-5) vs. Old Dominion, 2016  
4, (2-6) vs. Middle Tennessee, 2016

### Red Zone

- Most Trips:  
9, vs. Johnson C. Smith, 2014  
Fewest Trips:  
0, at Louisville, 2016  
0, vs. FAU, 2015  
Most Conversions:  
9, vs. Johnson C. Smith, 2014  
Most Touchdown Conversions:  
5, vs. Elon, 2016  
5, vs. Wesley, 2014  
Most Field Goal Conversions:  
5, vs. Johnson C. Smith, 2014  
Fewest Converted:  
0, four times (at UL; at UTSA, 2016)  
Highest Conversion Pct.:  
1.000 (9-9) vs. Johnson C. Smith, 2014  
1.000 (5-5) vs. FIU, 2016  
1.000 (5-5) at Old Dominion, 2015  
1.000 (5-5) vs. Campbell, 2013  
1.000 (5-5) at Presbyterian, 2013  
Highest TD Conversion Pct.:  
1.000 (3-3) at Campbell, 2014  
1.000 (3-3) vs. UNC Pembroke, 2013  
1.000 (3-3) vs. Wesley, 2013  
(.833 (5-6) vs. Elon, 2016)  
Most Trips Failing to Score:  
4 (0-4) at Georgia State, 2015  
4 (2-6) vs. North Carolina Central, 2013  
Most Trips Failing to Score a Touchdown:  
5 (4-9) vs. Johnson C. Smith, 2014  
4 (4-8) vs. Middle Tennessee, 2016  
4 (0-4) at Georgia State, 2015  
4 (3-7) at The Citadel, 2014  
4 (2-6) vs. North Carolina Central, 2013



# TEAM SEASON

CHARLOTTE 49ERS CHARLOTTE 49ERS

## SINGLE SEASON TEAM RECORDS

### Points

1. 427 2014\*
2. 367 2013\*
3. 302 2016
4. 210 2015
5. 170 2017

### Points Per Game

1. 38.8 2014\*
2. 33.4 2013\*
3. 25.2 2016
4. 17.5 2015
5. 14.2 2017

### Points Allowed

1. 435 2015
2. 415 2016
3. 393 2017
4. 348 2014\*
5. 343 2013\*

### Points Allowed Per Game

1. 36.2 2015
2. 34.5 2016
3. 32.8 2017
4. 31.6 2014\*
5. 31.2 2013\*

### Touchdowns

1. 53 2014\*
2. 48 2013\*
3. 40 2016
4. 24 2015
5. 23 2017

### Touchdowns Allowed

1. 55 2015
2. 54 2016
3. 51 2017
4. 47 2013\*
5. 46 2014\*

### Rushing Touchdowns

1. 30 2014\*
2. 23 2013\*
3. 18 2016
4. 13 2017
5. 9 2015

### Rushing Touchdowns Allowed

1. 28 2013\*
2. 26 2017
3. 24 2016
4. 24 2014\*
5. 23 2015

### Passing/Receiving Touchdowns

1. 22 2013\*
2. 19 2014\*
3. 17 2016
4. 12 2015

5. 10 2017

### Passing/Receiving Touchdowns Allowed

1. 29 2016
2. 25 2015
3. 19 2014\*
4. 18 2017
5. 17 2013\*

### Defensive Touchdowns

1. 4 2016
2. 3 2014\*
3. 2 2015
4. 2 2013
5. 0 2017

### Defensive Touchdowns Allowed

1. 7 2017
2. 5 2015
3. 2 2014\*
4. 1 2016
5. 1 2013\*

### Kick/Punt Return Touchdowns

1. 1 2016 (punt)
- 1 2015 (kick)
- 1 2014\* (Kick)
- 1 2013\* (Kick)

### Kick/Punt Return Touchdowns Allowed

1. 2 2015
2. 1 2014\* (Kick)
- 1 2013\* (Kick)
4. 0 2016

### Touchdowns on Fake Field Goal

1. 1 2013\*
2. 0 2016
- 0 2015
- 0 2014\*

### Players with a Touchdown

1. 14 2016
- 14 2013\*
2. 13 2015
- 13 2014\*
5. 8 2017

### Players with a Rushing Touchdown

1. 6 2014\*
- 6 2013\*
3. 5 2015
4. 4 2016
5. 3 2017

### Players with a Passing Touchdown

1. 3 2016
- 3 2015
3. 2 2014\*
- 2 2013\*
5. 1 2017

### Players with a Receiving Touchdown

1. 8 2013\*
2. 6 2017
- 6 2016
- 6 2014\*
5. 5 2015

### Players with a Defensive Touchdown

1. 2 2016
- 2 2015

- 2 2014\*

- 2 2013\*

### Players with a Special Teams Touchdown

1. 3 2016
2. 1 2015
- 1 2014\*
- 1 2013\*

### Total Offense Plays

1. 937 2015
2. 900 2016
3. 827 2013\*
4. 791 2014\*
5. 740 2017

### Opponent Offense Plays

1. 984 2014\*
2. 908 2013\*
3. 907 2015
4. 902 2016
5. 886 2017

### Total Offense

1. 5361 2014\*
2. 4934 2013\*
3. 4427 2016
4. 4046 2015
5. 3643 2017

### Total Offense/Play

1. 6.8 2014\*
2. 6.0 2013\*
3. 4.9 2017
- 4.9 2016
5. 4.3 2015

### Total Offense/Game

1. 487.4 2014\*
2. 448.5 2013\*
3. 368.9 2016
4. 337.2 2015
5. 303.6 2017

### Total Offense Allowed

1. 5455 2017
2. 5439 2016
3. 5272 2014\*
4. 5028 2015
5. 4829 2013\*

### Total Offense/Play Allowed

1. 6.2 2017
2. 6.0 2016
3. 5.5 2015
4. 5.4 2014\*
5. 5.3 2013\*

### Total Offense/Game Allowed

1. 479.3 2014\*
2. 454.6 2017
3. 453.2 2016
4. 439.0 2013\*
5. 419.0 2015

### Rushing Attempts

1. 562 2015
2. 487 2016
3. 441 2014\*
4. 439 2013\*
5. 428 2017

# TEAM SEASON

CHARLOTTE 49ERS CHARLOTTE 49ERS

**Yards Rushing**

1. 2446 2014\*
2. 2275 2013\*
3. 2114 2016
4. 1995 2017
5. 1957 2015

**Rushing yards/rush**

1. 5.5 2014\*
2. 5.2 2013\*
3. 4.7 2017
4. 4.3 2016
5. 3.5 2015

**Rushing yards/game**

1. 222.4 2014\*
2. 206.8 2013\*
3. 176.2 2016
4. 166.2 2017
5. 163.1 2015

**Opponent Rushing Attempts**

1. 517 2017
2. 508 2013\*
3. 506 2014\*
4. 500 2015
5. 406 2016

**Opponent Yards Rushing**

1. 2470 2017
2. 2287 2015
3. 2162 2013\*
4. 2146 2014\*
5. 1721 2016

**Opponent Rushing yards/rush**

1. 4.8 2017
2. 4.6 2015
3. 4.3 2013\*
4. 4.2 2016
- 4.2 2014\*

**Opponents Rushing yards/game**

1. 205.8 2017
2. 196.5 2013\*
3. 195.1 2014\*
4. 190.6 2015
5. 143.4 2016

**Pass Completions**

1. 230 2013\*
2. 214 2016
3. 196 2015
4. 189 2014
5. 146 2017

**Pass Attempts**

1. 413 2016
2. 388 2013\*
3. 275 2015
4. 350 2014\*
5. 312 2017

**Pass Completion Pct.**

1. .593 2013 (230-388)
2. .540 2014 (189-350)
3. .523 2015 (196-375)
4. .518 2016 (214-413)
5. .468 2017 (146-312)

**Yards Passing/Receiving**

1. 2915 2014\*
2. 2659 2013\*
3. 2313 2016
4. 2089 2015
5. 1648 2017

**Yards Receiving/Pass**

1. 8.3 2014\*
2. 6.9 2013\*
3. 5.6 2016
- 5.6 2015
5. 5.3 2017

**Yards Receiving/Catch**

1. 15.4 2014\*
2. 11.6 2013\*
3. 11.3 2017
4. 10.8 2016
5. 10.7 2015

**Yards Receiving/Game**

1. 265.0 2014\*
2. 241.7 2013\*
3. 192.8 2016
4. 174.1 2015
5. 137.3 2017

**Opponent Pass Completions**

1. 310 2016
2. 299 2014\*
3. 267 2013\*
4. 255 2017
5. 240 2015

**Opponent Pass Attempts**

1. 496 2016
2. 478 2014\*
3. 407 2015
4. 400 2013\*
5. 369 2017

**Opponent Pass Completion Pct.**

1. .691 2017 (255-369)
2. .668 2013\* (267-400)
3. .626 2014\* (299-478)
4. .625 2016 (310-496)
5. .590 2015 (240-407)

**Opponent Yards Passing/Receiving**

1. 3718 2016
2. 3126 2014\*
3. 2985 2017
4. 2741 2015
5. 2667 2013\*

**Opponent Yards Receiving/Pass**

1. 8.1 2017
2. 7.5 2016
3. 6.7 2015
- 6.7 2013\*
5. 6.2 2014\*

**Opponent Yards Receiving/Catch**

1. 12.0 2016
2. 11.7 2017
3. 11.4 2015
4. 10.5 2014\*
5. 10.0 2013\*

**Opponent Yards Receiving/Game**

1. 309.8 2016
2. 284.2 2014\*
3. 248.8 2017
4. 242.5 2013\*
5. 228.4 2015

**First Downs**

1. 256 2013\*
2. 245 2014\*
3. 237 2016
4. 234 2015
5. 168 2017

**Opponent First Downs**

1. 290 2016
- 290 2014\*
3. 282 2017
4. 268 2013\*
5. 254 2015

**Turnovers Forced**

1. 31 2013\*
2. 23 2016
3. 22 2015
- 22 2014\*
5. 11 2017

**Fumbles Forced**

1. 18 2016
2. 16 2015
3. 14 2013\*
4. 11 2014\*
5. 10 2017

**Fumbles Recovered**

1. 16 2013\*
2. 12 2015
3. 9 2017
- 9 2014\*
5. 7 2016

**Fumble Return Yards**

1. 62 2016
2. 57 2017
3. 52 2014\*
4. 43 2015
5. 14 2013\*

**Fumble Return for TD**

1. 1 2016
- 1 2015
- 1 2014\*

**Interceptions**

1. 16 2016
2. 15 2013\*
3. 13 2014\*
4. 10 2015
5. 2 2017

**Interception Return Yards**

1. 187 2013\*
2. 169 2014\*
3. 155 2016





#GOLDSTANDARD	#ROCKSOLID	#GOLDSTANDARD	#ROCKSOLID
4. 30 2015	4. 2 2016	2 2013*	
5. 0 2017	5. 0 2015	4. 1 2015	
<b>Interception Return For TD</b>	<b>Two-Point Rush</b>	1 2014*	
1. 2 2014*	1. 3 2013*	<b>Opponent Defensive Extra Point</b>	
2 2013*	2. 0 2017	0	
3. 1 2016	0 2016	<b>Tackles</b>	
1 2015	0 2015	1. 968 2014*	
<b>Opponent Turnovers Forced</b>	0 2014*	2. 944 2017	
1. 38 2015	<b>Two-Point Rush Attempts</b>	3. 930 2013*	
2. 26 2013*	1. 4 2013*	4. 899 2016	
3. 25 2014*	2. 2 2014*	4. 815 2015	
4. 20 2017	3. 1 2017	<b>Solo Tackles</b>	
5. 15 2016	4. 0 2016	1. 612 2014*	
<b>Opponent Fumbles Forced</b>	0 2015	2. 608 2013*	
1. 16 2015	<b>Two-Point Pass/Reception</b>	3. 551 2015	
16 2013*	1. 2 2017	4. 486 2017	
3. 14 2014*	2. 1 2016	5. 461 2016	
4. 11 2016	1 2014*	<b>Tackles For Loss</b>	
5. 6 2017	4. 0 2015	1. 85 2015	
<b>Opponent Fumbles Recovered</b>	0 2013*	2. 77 2014*	
1. 14 2014*	<b>Two-Point Pass/Reception Attempts</b>	3. 76 2013*	
14 2013*	1. 3 2017	4. 50 2017	
3. 12 2015	2. 2 2016	4. 49 2016	
4. 9 2016	3. 1 2014*	<b>Tackles For Loss Yardage</b>	
5. 4 2017	1 2013*	1. 320 2013*	
<b>Opponent Fumble Return Yards</b>	5. 0 2015	2. 310 2014*	
1. 71 2013*	<b>Defensive Extra Point</b>	3. 292 2015	
2. 61 2017	0	4. 170 2016	
3. 45 2016	<b>Opponent Two-Point Conversions</b>	5. 159 2017	
4. 31 2015	1. 1 2017	<b>Sacks</b>	
5. 20 2014*	1 2015	1. 21 2015	
<b>Opponent Fumble Return for TD</b>	1 2013*	2. 19 2014*	
1. 2 2017	4. 0 2016	3. 18 2013*	
2. 1 2014*	0 2014*	4. 14 2016	
<b>Opponent Interceptions</b>	<b>Opponent Two-Point Conversion Attempts</b>	5. 11 2017	
1. 23 2015	1. 5 2016	<b>Sack Yardage</b>	
2. 16 2017	5 2013*	1. 133 2015	
3. 12 2013*	3. 2 2017	2. 132 2014*	
4. 11 2014*	2 2014*	3. 126 2013*	
5. 6 2016	5. 1 2015	4. 78 2016	
<b>Opponent Interception Return Yards</b>	<b>Opponent Two-Point Rush</b>	5. 68 2017	
1. 430 2015	1. 1 2013*	<b>Safeties Recorded</b>	
2. 338 2017	2. 0 2017	1. 2 2013*	
3. 138 2013*	0 2016	2. 0 2017	
4. 120 2016	0 2015	0 2016	
5. 89 2014*	0 2014*	0 2015	
<b>Opponent Interception Return For TD</b>	<b>Two-Point Rush Attempts</b>	0 2014*	
1. 5 2017	1. 3 2013*	<b>Opponent Tackles</b>	
2. 3 2015	2. 1 2014*	1. 950 2015	
3. 1 2016	3. 0 2017	2. 891 2016	
1 2014*	0 2016	3. 785 2013*	
1 2013*	0 2015	4. 746 2014*	
<b>Two-Point Conversions</b>	<b>Opponent Two-Point Pass/Reception</b>	5. 720 2017	
1. 3 2013*	1. 1 2017	<b>Opponent Solo Tackles</b>	
2. 2 2017	1 2015	1. 580 2015	
3. 1 2016	3. 0 2016	2. 529 2013*	
1 2014*	0 2013*	3. 492 2014*	
<b>Two-Point Conversion Attempts</b>	0 2014*	4. 473 2016	
1. 5 2013*	<b>Two-Point Pass/Reception Attempts</b>	5. 371 2017	
2. 4 2017	1. 5 2016	<b>Opponent Tackles For Loss</b>	
3. 3 2014*	2. 2 2017	1. 102 2015	

# TEAM SEASON

## CHARLOTTE 49ERS CHARLOTTE 49ERS

2.	82	2016
3.	78	2017
4.	66	2013*
5.	57	2014*

### Opponent Tackles For Loss Yardage

1.	415	2015
2.	322	2016
3.	271	2017
4.	217	2013*
5.	180	2014*

### Opponent Sacks

1.	42	2015
2.	25	2016
3.	22	2017
4.	12	2014*
5.	9	2013*

### Opponent Sack Yardage

1.	252	2015
2.	169	2016
3.	152	2017
4.	67	2014*
5.	54	2013*

### Opponent Safeties Recorded

1.	1	2013*
2.	0	2017
	0	2016
	0	2015
	0	2014*

### Quarterback hurries

1.	50	2016
2.	49	2013*
3.	39	2017
	39	2014*
5.	27	2015

### Pass Breakups

1.	52	2016
	52	2014*
3.	46	2015
4.	38	2013*
5.	31	2017

### Opponent Quarterback hurries

1.	38	2017
	38	2016
3.	27	2015
	27	2013*
5.	23	2014*

### Opponent Pass Breakups

1.	56	2014*
2.	53	2016
3.	52	2015
4.	44	2013*
5.	43	2017

### Blocked Kicks (by 49ers defense)

1.	3	2014*
2.	2	2015
	2	2013*
4.	1	2016
5.	0	2017

### Blocked Kicks (by Opponents' defense)

1.	3	2016
	3	2015
	3	2013*
4.	2	2017
5.	0	2014*

### Blocked FGs (by 49ers defense)

1.	2	2014*
2.	1	2013*
3.	0	2017
	0	2016
	0	2015

### Blocked FGs (by Opponents' defense)

1.	3	2013*
2.	2	2017
	2	2016
4.	1	2015
5.	0	2014*

### Blocked Punts (by 49ers defense)

1.	1	2016
	1	2014*
3.	0	2017
	0	2015
	0	2013*
	0	2014*

### Blocked Punts (by Opponents' defense)

1.	2	2015
2.	0	2017
	0	2016
	0	2013*
	0	2014*

### Blocked PATs (by 49ers defense)

1.	2	2015
2.	1	2013*
3.	0	2017
	0	2016
	0	2014*

### Blocked PATs (by Opponents' defense)

1.	1	2016
2.	0	2017
	0	2015
	0	2014*
	0	2013*

### Points (Kicking Game)

1.	107	2014*
2.	69	2013*
3.	66	2015
4.	60	2016
5.	28	2017

### Field Goals Made

1.	20	2014*
2.	14	2015
3.	9	2016
	9	2013*
4.	4	2017

### Field Goals Attempted

1.	27	2015
----	----	------

### 27 2014\*

3.	15	2013*
4.	13	2017
	13	2016

### Field Goal Pct.

1.	.741	(20-27) 2014*
2.	.692	(9-13) 2016
3.	.600	(9-15) 2013*
4.	.519	(14-27) 2015
5.	.308	(4-13) 2017

### Field Goals Blocked

1.	3	2013*
2.	2	2017
	2	2016
4.	1	2015
5.	0	2014*

### Field Goals Missed

1.	13	2015
2.	11	2017
3.	7	2014*
4.	6	2013*
5.	4	2016

### Field goals of 40+

1.	4	2014
	4	2013
3.	3	2015
4.	0	2017
	0	2016

### PAT Made

1.	47	2014*
2.	42	2013*
3.	33	2016
4.	24	2015
5.	16	2017

### PAT Attempts

1.	50	2014*
2.	43	2013*
3.	38	2016
4.	24	2015
5.	19	2017

### PAT Pct.

1.	1.000	(24-24) 2015
2.	.977	(42-43) 2013*
3.	.940	(47-50) 2014*
4.	.868	(33-38) 2016
5.	.842	(16-19) 2017

### Blocked PAT

1.	1	2016
----	---	------

### Missed PAT (includes blocked)

1.	5	2016
2.	3	2017
	3	2014*
4.	1	2013*
5.	0	2015

### Opponent Points (Kicking Game)

1.	103	2015
2.	91	2016
3.	85	2017
3.	72	2014*
4.	57	2013*





#GOLDSTANDARD	#ROCKSOLID	#GOLDSTANDARD	#ROCKSOLID
<b>Opponent Field Goals Made</b>	<b>Opponent Missed PAT (includes blocked)</b>	<b>Opponent Punting yardage</b>	
1. 18 2015	1. 5 2015	1. 2428 2015	
2. 14 2016	2. 3 2013*	2. 2293 2014*	
3. 12 2017	3. 1 2014*	3. 2167 2016	
4. 10 2014*	4. 0 2017	4. 2144 2017	
5. 6 2013*	0 2016	5. 1893 2013*	
<b>Opponent Field Goals Attempted</b>	<b>Punts</b>	<b>Opponent Punting yard avg.</b>	
1. 28 2015	1. 85 2017	1. 39.8 2015	
2. 22 2014*	2. 77 2015	2. 38.0 2016	
3. 18 2017	3. 76 2016	3. 37.6 2017	
4. 17 2016	4. 54 2013*	4. 37.1 2013*	
5. 12 2013*	5. 49 2014*	5. 36.4 2014*	
<b>Opponent Field Goal Pct.</b>	<b>Punting yardage</b>	<b>Opponent Punts Inside the 20</b>	
1. .824 (14-17) 2016	1. 3695 2017	1. 19 2017	
2. .667 (12-18) 2017	2. 2923 2016	2. 17 2016	
2. .643 (18-28) 2015	3. 2895 2015	3. 15 2015	
3. .500 (6-12) 2013	4. 2058 2013*	15 2013*	
4. .455 (10-22) 2014	5. 1787 2014*	5. 13 2014*	
<b>Opponent Field Goals Blocked</b>	<b>Punting yard avg.</b>	<b>Opponent Punts for Fair Catches</b>	
1. 2 2014*	1. 43.5 2017	1. 21 2017	
2. 1 2013*	2. 38.5 2016	21 2016	
3. 0 2017	3. 38.1 2013*	3. 13 2013*	
0 2016	4. 37.6 2015	4. 12 2015	
0 2015	5. 36.3 2014*	5. 8 2014*	
<b>Opponent Field Goals Missed</b>	<b>Punts Inside the 20</b>	<b>Opponent Punt for Touchbacks</b>	
1. 12 2014*	1. 25 2017	1. 6 2017	
2. 10 2015	2. 22 2016	2. 5 2015	
3. 6 2017	3. 20 2015	3. 4 2016	
6 2013*	4. 16 2013*	4. 3 2013*	
5. 3 2016	5. 11 2014*	5. 2 2014*	
<b>Opponent Field goals of 40+</b>	<b>Punts for Fair Catches</b>	<b>Opponent Punts of 50+</b>	
1. 6 2015	1. 37 2015	1. 11 2015	
2. 2 2017	2. 32 2017	2. 6 2013*	
3. 1 2016	3. 20 2016	3. 5 2016	
1 2014*	4. 14 2014*	5 2014*	
1 2013*	5. 13 2013*	5. 4 2017	
<b>Opponent PAT Made</b>	<b>Punt for Touchbacks</b>	<b>Opponent Punts Blocked</b>	
1. 49 2017	1. 10 2017	1. 1 2016	
49 2016	2. 4 2016	1 2014*	
49 2015	3. 3 2015	3. 0 2017	
4. 42 2014*	3 2013*	0 2015	
5. 39 2013*	5. 1 2014*	0 2013*	
<b>Opponent PAT Attempts</b>	<b>Punts of 50+</b>	<b>Kicks</b>	
1. 54 2015	1. 22 2017	1. 79 2014*	
2. 49 2017	2. 8 2016	2. 66 2013*	
49 2016	3. 6 2015	3. 61 2016	
4. 43 2014*	6 2013*	4. 49 2015	
5. 42 2013*	5. 5 2014*	5. 37 2017	
<b>Opponent PAT Pct.</b>	<b>Punts Blocked</b>	<b>Kick Yardage</b>	
1. 1.000 (49-49) 2017	1. 2 2015	1. 4825 2014*	
1.000 (49-49) 2016	2. 0 2017	2. 3964 2013*	
3. .977 (42-43) 2014*	0 2016	3. 3558 2016	
4. .929 (39-42) 2013*	0 2014*	4. 3016 2015	
5. .907 (49-54) 2015	0 2013*	5. 2321 2017	
<b>Opponent Blocked PAT</b>	<b>Opponent Punts</b>	<b>Kick Average</b>	
1. 2 2015	1. 63 2014*	1. 62.7 2017	
2. 1 2013*	2. 61 2015	2. 61.6 2015	
3. 0 2017	3. 57 2017	3. 61.1 2014*	
0 2016	57 2016	4. 60.1 2013*	
0 2014*	5. 51 2013*	5. 58.3 2016	



#GOLDSTANDARD	#ROCKSOLID	#GOLDSTANDARD	#ROCKSOLID
<b>Kick Touchbacks</b>	<b>Kickoff Return TD</b>	<b>Punting Return Average</b>	
1. 13 2015	1. 1 2015	1. 6.8 2015	
2. 12 2017	1 20148	2. 6.1 2017	
3. 11 2016	1 2013*	3. 6.0 2016	
11 2014*		4. 4.9 2013*	
5. 8 2013*	<b>Punt Returns</b>	5. 3.3 2014*	
<b>Kicks Out of Bounds</b>	1. 38 2014*	<b>Punt Return TD</b>	
1. 2 2017	2. 22 2015	1. 2 2015	
2. 1 2013*	3. 20 2013*		
3. 0 2016	4. 17 2016		
0 2015	5. 16 2017		
0 2014*	<b>Punting Return Yardage</b>		
<b>Opponent Kicks</b>	1. 239 2014*	<b>MISCELLANEOUS</b>	
1. 81 2015	2. 97 2013*	<b>First Downs</b>	
2. 78 2016	3. 81 2017	256 2013*	
3. 73 2017	4. 79 2015	245 2014*	
4. 65 2013*	5. 49 2016	237 2016	
5. 60 2014*	<b>Punting Return Average</b>	234 2015	
<b>Opponent Kick Yardage</b>	1. 6.3 2014*	168 2017	
1. 5033 2015	2. 5.1 2017	<b>First Downs by Rush:</b>	
2. 4770 2016	3. 4.8 2013*	123 2015	
3. 4519 2017	3. 3.6 2015	114 2013*	
4. 3760 2013*	4. 2.9 2016	106 2016	
5. 3428 2014*	<b>Punt Return TD</b>	104 2014*	
<b>Opponent Kick Average</b>	1. 1 2016	85 2017	
1. 62.1 2015	<b>Opponent Kickoff Returns</b>	<b>First Downs by Pass:</b>	
2. 61.9 2017	1. 68 2014*	118 2013*	
3. 61.2 2016	2. 55 2013*	116 2014*	
4. 57.8 2013*	3. 50 2016	102 2016	
5. 57.1 2014*	4. 35 2015	96 2015	
<b>Opponent Kick Touchbacks</b>	5. 23 2017	70 2017	
1. 28 2017	<b>Opponent Kickoff Return Yardage</b>	<b>First Downs by Penalty:</b>	
28 2015	1. 1425 2014*	29 2016	
3. 23 2016	2. 1287 2013*	25 2014*	
4. 9 2013*	3. 1035 2016	24 2013*	
5. 5 2014*	4. 829 2015	15 2015	
<b>Opponent Kicks Out of Bounds</b>	5. 441 2017	13 2017	
1. 5 2014*	<b>Opponent Kickoff Return Average</b>	<b>First Downs Allowed</b>	
2. 3 2016	1. 23.7 2015	290 2016	
3 2013*	2. 23.4 2013*	290 2014*	
4. 2 2017	3. 21.0 2014*	282 2017	
5. 1 2015	4. 20.7 2016	268 2013*	
<b>Kickoff Returns</b>	5. 19.2 2017	254 2015	
1. 53 2015	<b>Opponent Kickoff Return TD</b>	<b>First Downs by Rush Allowed:</b>	
2. 52 2016	1. 1 2015	132 2017	
52 2013*	1 2014*	131 2014*	
4. 47 2014*	1 2013*	127 2013*	
5. 43 2017	<b>Opponent Punt Returns</b>	115 2015	
<b>Kickoff Return Yardage</b>	1. 22 2016	95 2016	
1. 1073 2013*	2. 18 2017	<b>First Downs by Pass Allowed:</b>	
2. 1037 2015	3. 14 2015	169 2016	
3. 1023 2016	14 2013*	141 2014*	
4. 994 2017	5. 3 2014*	134 2017	
5. 912 2014*	<b>Punting Return Yardage</b>	128 2013*	
<b>Kickoff Return Average</b>	1. 131 2016	114 2015	
1. 23.1 2017	2. 110 2017	<b>First Downs by Penalty Allowed:</b>	
2. 20.6 2013*	3. 95 2015	26 2016	
3. 19.7 2016	4. 69 2013*	25 2015	
4. 19.6 2015	5. 10 2014*	17 2014*	
5. 19.4 2014*		16 2017	
		13 2013*	




**#GOLDSTANDARD**
**#ROCKSOLID**
**#GOLDSTANDARD**
**#ROCKSOLID**

# OPPONENT RECORDS

# SINGLE GAME

CHARLOTTE 49ERS CHARLOTTE 49ERS

## OPPONENT GAME SUPERLATIVES

### Most Points

1. 73 at Middle Tennessee, 2015
2. 70 at Louisville, 2016
3. 66 at Southern Miss, 2017
4. 63 at The Citadel, 2014
5. 59 vs. #2 Coastal Carolina, 2014
6. 58 at Kentucky, 2015
7. 55 at #19 Kansas State, 2017
8. 52 vs. Old Dominion, 2016
9. 51 vs. #24/#25 Gardner-Webb, 2013
10. 50 at Coastal Carolina, 2013

### Fewest Points

1. 0 vs. Johnson C. Smith, 2014
2. 6 at Old Dominion, 2017
3. 7 vs. Campbell, 2013
- 7 vs. Chowan, 2013
5. 9 at Campbell, 2014

### Most Touchdowns

1. 10 at Louisville, 2016
  - 10 at Middle Tennessee, 2015
  3. 9 at The Citadel, 2014
  4. 8 at Southern Miss, 2017
  - 8 vs. Coastal Carolina, 2014
- Fewest: 0, at Old Dominion, 2017  
0, Johnson C. Smith, 2014

### Most Touchdowns Rushing

1. 7 at The Citadel, 2014
2. 7 vs. Coastal Carolina, 2014
3. 6 at Kentucky, 2015
4. 5 at #19 Kansas State, 2017
- 5 at Southern Miss, 2017
- 5 vs. Charleston Southern, 2014
- 5 at #3/#6 Coastal Carolina, 2013

### Most Touchdowns Receiving

1. 8 at Louisville, 2016
2. 5 at WKU, 2107
- 5 at Middle Tennessee, 2015
- 5 vs. #24/#25 Gardner-Webb, 2013
5. 4 at Old Dominion, 2015
- 4 vs. Southern Miss, 2015
- 4 vs. James Madison, 2014

### Total Offense

1. 690 vs. Coastal Carolina, 2014
2. 689 at the Citadel, 2014
3. 663 at Louisville, 2016
4. 659 at Middle Tennessee, 2015

5. 630 vs. Marshall, 2015
- Lowest: 197, vs. Johnson C. Smith, 2014  
Lowest (FBS opponent): 184, vs. FAU, 2015

### Rushing Attempts

1. 78 at The Citadel, 2014
  2. 65 at #16/#17 James Madison, 2013
  3. 63 vs. Florida Atlantic, 2017
  4. 62 at Coastal Carolina, 2013
  5. 61 at Rice, 2015
  - 61 vs. Charleston Southern, 2014
  - 61 at Charleston Southern, 2013
- Fewest: 21, vs. FIU, 2016

### Yards Rushing

1. 553 at The Citadel, 2014
  2. 415 at Kentucky, 2015
  3. 384 at Coastal Carolina, 2013
  4. 375 at Charleston Southern, 2013
  5. 363 at Southern Miss, 2017
- Lowest: -5, vs. Chowan, 2013  
Lowest (FBS opponent): 39, vs. FIU, 2016

### Pass Completions

1. 43 at WKU, 2017
  - 43 at Elon, 2014
  - 43 vs. UNC Pembroke, 2013
  4. 36 vs. Rice, 2016
  - 36 vs. #24/#25 Gardner-Webb, 2013
- Fewest: 3, vs. Presbyterian, 2015  
Fewest (FBS Opponent): 11, vs. Temple, 2015  
Fewest (C-USA opponent): 14, vs. FAU, 2015

### Pass Attempts

1. 59 at Elon, 2014
  2. 58 at WKU, 2017
  3. 57 vs. UNC Pembroke, 2013
  4. 55 vs. Wesley, 2014
  5. 54 at Morehead State, 2013
  - 53 at Southern Miss, 2016
  - 53 vs. Marshall, 2015
  - 53 vs. #24/#25 Gardner-Webb, 2013
- Fewest: 17, vs. Presbyterian, 2015  
Fewest (FBS Opponent): 22, vs. FAU, 2017

### Yards Receiving

1. 506 at WKU, 2017
  2. 494 vs. Marshall, 2015
  3. 419 vs. Coastal Carolina, 2014
  4. 416 vs. #24/#25 Gardner-Webb, 2013
  5. 414 at UTSA, 2016
- Fewest: 9, vs. Presbyterian, 2015  
Fewest (FBS Opponent): 116, vs. Temple, 2015  
Fewest (C-USA opp.): 126, vs. UTSA, at Rice, 2015

### Most First Downs

1. 38 at Louisville, 2016
  2. 36 at The Citadel, 2014
  - 36 vs. Coastal Carolina, 2014
  4. 35 vs. #24/#25 Gardner-Webb, 2013
  5. 34 vs. WKU, 2017
- Fewest: 8, vs. Presbyterian, 2015

### Turnovers Forced

1. 7 at Middle Tennessee, 2015
- 7 vs. FAU, 2015
- 7 vs. North Carolina Central, 2013
4. 5 at Georgia State, 2015
5. 4 at Elon, 2014
- 4 at James Madison, 2013

- 4 vs. UNC Pembroke, 2013

### Fumbles Recovered

1. 3 at Georgia State, 2015
- 3 at Middle Tennessee, 2015
- 3 vs. Wesley, 2014
- 3 vs. Coastal Carolina, 2014
- 3 at James Madison, 2013
- 3 vs. UNC Pembroke, 2013

### Interceptions

1. 6 vs. FAU, 2015
2. 5 vs. North Carolina Central, 2013
3. 4 at Middle Tennessee, 2015

### Turnovers Committed

1. 5 vs. FAU, 2015
- 5 at James Madison, 2013
- 5 vs. Chowan, 2013
4. 4 vs. Campbell, 2013

### Fumbles Lost

1. 3 vs. FAU, 2015
- 3 vs. North Carolina Central, 2013
- 3 at James Madison, 2013

### Interceptions Thrown

1. 3 at Southern Miss, 2016
- 3 vs. UTSA, 2015
- 3 vs. Morehead State, 2014
- 3 vs. Chowan, 2013

### Tackles

1. 128 at Old Dominion, 2015
  2. 102 vs. North Carolina Central, 2013
  3. 96 at Coastal Carolina, 2013
  4. 95 vs. Old Dominion, 2016
  5. 93 at Marshall, 2016
  6. 90 at Kentucky, 2015
- Fewest: 43, at Old Dominion, 2017  
43, at UTSA, 2016

### Solo Tackles

1. 82 vs. North Carolina Central, 2013
  2. 64 at Georgia State, 2015
  3. 61 at FIU, 2015
  4. 60 vs. James Madison, 2014
  5. 56 at Old Dominion, 2015
  - 56 vs. #24/#25 Gardner-Webb, 2013
  - 56 vs. Wesley College, 2013
- Fewest: 21, at Old Dominion, 2017  
21, at UTSA, 2016

### Tackles For Loss

1. 14 at FIU, 2015
  2. 11 at Southern Miss, 2017
  - 11 vs. Marshall, 2015
  4. 10 vs. N.C. A&T, 2017
  - 10 at Old Dominion, 2015
  - 10 at Kentucky, 2015
  - 10 vs. Johnson C. Smith, 2014
- Fewest: 2, vs. Morehead State, 2014  
2, at Campbell, 2014  
Fewest (FBS opp.): 3, at #19 KSU, 2017  
3, at ODU, 2017

### Sacks

1. 7 vs. N.C. A&T, 2017
- 7 at FIU, 2015
3. 5 at Georgia State, 2015
- 5 vs. FAU, 2015

#GOLDSTANDARD	#ROCKSOLID	#GOLDSTANDARD	#ROCKSOLID
<b>Safeties Recorded:</b> 1. 1 at Charleston Southern, 2013 <b>Safeties allowed:</b> 1. 1 vs. Chowan, 2013 1 vs. Gardner-Webb, 2013 <b>Quarterback hurries:</b> 1. 10 at Marshall, 2016 2. 7 vs. Marshall, 2017 7 vs. Florida Atlantic, 2017 7 vs. Middle Tennessee, 2016 5. 6 at WKU, 2017 6 at UTSA, 2016 6 at Elon, 2014 <b>Pass Breakups:</b> 1. 11 vs. Middle Tennessee, 2016 2. 9 at Campbell, 2014 3. 8 vs. Marshall, 2015 <b>Field Goals Made</b> 1. 3 at Southern Miss, 2017 3 vs. Eastern Michigan, 2016 3 at Old Dominion, 2015 3 at Kentucky, 2015 <b>Field Goals Attempted</b> 1. 5 at Elon, 2014 2. 4 at Old Dominion, 2015 4 vs. Marshall, 2015 4 at Gardner-Webb, 2014 <b>Punting yardage</b> 1. 430 vs. Presbyterian, 2015 2. 391 vs. FAU, 2015 Lowest: 28, vs. Florida Atlantic, 2017 28, vs. Coastal Carolina, 2014 <b>Punting yard avg.</b> 1. 49.0 at Georgia State, 2015 2. 46.7 vs. Eastern Michigan, 2016 3. 45.8 at FIU, 2017 Lowest: 20.7, vs. Wesley, 2014 Lowest (FBS opp.): 28.0, vs. Florida Atlantic, 2017 <b>Kickoff Return Yardage</b> 1. 206 vs. Morehead State, 2014 2. 199 at North Carolina Central, 2014 FBS opponent: 155, vs. FIU, 2016 Fewest: 0, vs. Georgia State, 2017 Fewest (C-USA): 8, vs. MT, 2017 <b>Kickoff Returns:</b> 1. 9 vs. Morehead State, 2014 FBS Opponent: 6, vs. UTSA, 2015; vs. FIU, 2016 <b>Kickoff Return TD:</b> 1. 1 vs. Southern Miss, 2015 1 at Gardner-Webb, 2014 1 vs. North Carolina Central, 2013 <b>Punting Return Yardage</b> 1. 35 vs. Florida Atlantic, 2017 2. 33 vs. Temple, 2015 3. 31 at #19 Kansas State, 2017 Fewest: -3, at Louisville, 2016 -3, at Middle Tennessee, 2015 -3, vs. Chowan, 2013 <b>Punt Returns:</b>	1. 3 Seven times (2 in 2017) <b>Punt Return TD:</b> 1. 1 vs. Temple, 2015 (blk) 1 at FIU, 2015 (blk)	<b>OPPONENT KICKING GAME:</b> <b>Most FG Attempted Without a Miss</b> 3 (3-3) at Southern Miss, 2017 3 (3-3) vs. Eastern Michigan, 2016 3 (3-3) at Kentucky, 2015 <b>Most FG Attempted Without a Make</b> 2 (0-2) vs. Charleston Southern, 2014 2 (0-2) at Charleston Southern, 2013 <b>Field goals of 40+:</b> 1. 3 at Old Dominion, 2015 <b>Blocked FG Att.:</b> 1. 1 three times (vs. JCSU; vs. CSU, 2014) <b>Blocked PAT:</b> 1. 1 three times (v. Temple; v. ODU, 2015) <b>2-Point conversion:</b> 1 at Southern Miss, 2017 1 at Old Dominion, 2015 1 at Charleston Southern, 2013 <b>Most PAT Made Without a Miss</b> 10 (10-10) at Louisville, 2016 10 (10-10) at Middle Tennessee, 2015 <b>Most punts:</b> 11 vs. Presbyterian, 2015 FBS opp.: 9, vs. FAU, 2015 <b>Fewest punts:</b> 1, vs. FAU, 2017 1, vs. Coastal Carolina, 2014 <b>Blocked punts:</b> 1, at Southern Miss, 2016 1, vs. Wesley, 2014 <b>Touchbacks (Punt):</b> 2 at FIU, 2017 <b>Fair catches:</b> 5 at Marshall, 2016 <b>50+ punts:</b> 4, vs. FAU, 2015 <b>Inside 20:</b> 5, vs. FAU, 2015 <b>Kickoffs:</b> 11 at Southern Miss, 2017 11 at Louisville, 2016 11 at Middle Tennessee, 2015 11 at Kentucky, 2015 <b>Fewest Kickoffs:</b> 1 vs. Johnson C. Smith, 2014 FBS opp.: 3, at Old Dominion, 2017 <b>Kickoff Yards:</b> 683, at Middle Tennessee, 2015 <b>Touchbacks (Kickoff):</b> 5 at UTSA, 2016 <b>Out of bounds:</b> 2, vs. James Madison, 2014	



# OPPONENT INDIVIDUAL

CHARLOTTE 49ERS CHARLOTTE 49ERS

## INDIVIDUAL RECORDS

### RUSHING:

Most Rushes	35	Dae'Quan Scott, at James Madison, 9/21/13
Yards Rushing	202	Aaron Miller, at The Citadel, 10/11/14
TD Rushes	3	seven times 2017: Ito Smith, Southern Miss, 11/18/17
Longest Rush	80	Ito Smith, Southern Miss, 11/18/17

### PASSING:

Pass Attempts	59	Mike Quinn, at Elon, 9/20/14
Pass Completion	43	Mike Quinn at Elon, 9/20/14
	43	Luke Charles, vs. UNC Pembroke, 10/12/13
Yards Passing	486	Chase Litton, Marshall, 10/31/15
TD Passes	6	Lamar Jackson, at Louisville, 9/1/16
	5	Mike White at WKU, 10/14/17
Long Pass	78	Nick Mullens, at USM, 11/5/16

### RECEIVING

Receptions	13	Kierre Brown, at Elon, 9/20/14
Yards Receiving	232	Davonte Allen, Marshall, 10/31/15
TD Receptions	3	Ed Batties, MT, 9/19/15
	3	Zach Pascal, Old Dominion, 10/17/15
Long Reception	78	Chase Whitehead, at USM, 11/5/16

### DEFENSE

Tackles	18	TJ Ricks, Old Dominion, 10/17/15
Sacks	4.0	Mike Wakefield, FIU, 11/7/15
Tackles for Loss	5.5	Mike Wakefield, FIU, 11/7/15
Interceptions	2	Nine times 2017: Franklin McCain, vs. NC A&T, 9/16/17 Bryan Williams vs. Georgia State, 9/23/17 Kelsey Douglas at Southern Miss, 11/18/17

### SPECIAL TEAMS

Field Goals	3	Four times 2017: P. Shaunfield at Southern Miss, 11/18/17
Long Field Goal	50	Wil Lutz, GSU, 9/4/15
Punts	11	S. Doar, Presbyterian, 9/12/15
Punting Avg.	49.0	Wil Lutz, GSU, 9/4/15
Long Punt	60	Wil Lutz, GSU, 9/4/15
Punts Inside 20	4	Andrew Komornik at Gardner-Webb, 10/4/2014
Long Punt Return	33	Jalen Young, vs. Florida Atlantic, 11/25/17
Long Kick-Off Return	100	Adrian Wilkins, NC Central, 9/14/13
Long Kick-Off Return TD	100	Adrian Wilkins, NC Central, 9/14/13

# COMBINED TOTALS

CHARLOTTE 49ERS CHARLOTTE 49ERS

## Most Points

119 at The Citadel (L, 56-63), 2014  
104 v. #24/#25 Gardner-Webb (W, 53-51), '13  
93 vs. Coastal Carolina (L, 34-59), 2014  
88 vs. Charleston Southern (L, 41-47), 2014  
88 vs. James Madison (L, 40-48), 2014  
87 at Southern Miss (L, 21-66), 2017  
87 at Middle Tennessee (L, 14-73), 2015

## Most Touchdowns

16 at The Citadel, 2014  
14 vs. #24/#25 Gardner-Webb, 2013  
12 at #19 Louisville, 2016  
12 at Middle Tennessee, 2015  
12 vs. Charleston Southern, 2014  
11 at Southern Miss, 2017  
11 at FIU, 2015  
11 vs. James Madison, 2014  
11 vs. Coastal Carolina, 2014

## Most Touchdowns Rushing

10 at The Citadel, 2014  
9 vs. Coastal Carolina, 2014  
8 at Coastal Carolina, 2013  
7 at Southern Miss, 2017  
7 vs. Johnson C. Smith, 2014  
7 at Morehead State, 2013

## Most Touchdowns Receiving

10 vs. #24/#25 Gardner-Webb, 2013  
9 at #19 Louisville, 2016  
6 at FIU, 2015  
6 at The Citadel, 2014  
6 vs. James Madison, 2014  
6 vs. Chowan, 2013  
6 at UNC-Pembroke, 2013

## Total Offense

1368 at The Citadel, 2014  
1190 vs. Charleston Southern, 2014  
1136 vs. James Madison, 2014  
1125 vs. #24/#25 Gardner-Webb, 2013  
1122 at Coastal Carolina, 2013

## Yards Rushing

874 at The Citadel, 2014  
665 at Coastal Carolina, 2013  
607 at Morehead State, 2013  
601 vs. Charleston Southern, 2014  
583 at FIU, 2017  
561 at Kentucky, 2015

## Yards Receiving

758 vs. #24/#25 Gardner-Webb, 2013  
694 vs. James Madison, 2014  
681 vs. UNC-Pembroke, 2013  
655 vs. Coastal Carolina, 2014  
643 at UTSA, 2016

## First Downs

72 at The Citadel, 2014  
66 vs. #24/#25 Gardner-Webb, 2013  
62 at Coastal Carolina, 2013  
60 vs. Coastal Carolina, 2014  
55 at Old Dominion, 2015  
55 vs. Charleston Southern, 2014

## Turnovers

12 vs. Florida Atlantic, 2015  
10 vs. North Carolina Central, 2013  
9 at Middle Tennessee, 2015  
9 at James Madison, 2013  
8 at Georgia State, 2015

## Fumbles Lost

6 at James Madison, 2013  
5 at Georgia State, 2015  
5 at Middle Tennessee, 2015  
5 vs. Coastal Carolina, 2014  
5 vs. North Carolina Central, 2013

## Interceptions Thrown

8 vs. Florida Atlantic, 2015  
5 vs. UTSA, 2015  
5 vs. North Carolina Central, 2013  
4 at Eastern Michigan, 2017  
4 at Middle Tennessee, 2015  
4 at Elon, 2014  
4 at Gardner-Webb, 2014

## Tackles

205 at James Madison, 2013  
197 at Coastal Carolina, 2013  
189 at Old Dominion, 2015  
179 vs. Wesley, 2014  
177 at Campbell, 2014  
175 at The Citadel, 2014  
174 at Marshall, 2016

## Tackles For Loss

25 vs. Chowan, 2013  
22 vs. Johnson C. Smith, 2014  
21 vs. Presbyterian, 2015  
19 at Georgia State, 2015  
19 vs. Florida Atlantic, 2015  
19 vs. UTSA, 2015

## Sacks

9 vs. NC A&T, 2017  
9 at Georgia State, 2015  
9 vs. UTSA, 2015  
8 vs. Florida Atlantic, 2015  
7 at FIU, 2015

## Field Goals Made

5 vs. Eastern Michigan, 2016  
5 at Georgia State, 2015  
5 at Old Dominion, 2015  
5 vs. Johnson C. Smith, 2014  
4 vs. FIU, 2016  
4 at Kentucky, 2015  
4 at Elon, 2014  
4 vs. James Madison, 2014

## Field Goals Attempted

7 at Old Dominion, 2015  
7 vs. UTSA, 2015  
7 at Elon, 2014  
7 at Gardner-Webb, 2014  
6 vs. Eastern Michigan, 2016  
6 vs. FIU, 2016  
6 at Georgia State, 2015  
6 at Rice, 2015  
6 vs. Johnson C. Smith, 2014

## Most FG Attempted Without a Make

4 (0-4) vs. Georgia State, 2017



# HOME GAMES

## 49ers Records

CHARLOTTE 49ERS CHARLOTTE 49ERS

### TEAM HOME SUPERLATIVES

#### Most Points

1. 56 vs. Johnson C. Smith (W, 56-0), 2014
  2. 53 vs. #24/#25 Gardner-Webb (W, 53-51), '13
  3. 52 vs. Morehead State (W, 52-14), 2014
  - 52 vs. Campbell (W, 52-7), 2013
  - 47 vs. Elon (W, 47-14), 2016
  - 47 vs. Chowan (W, 47-7), 2013
- vs. FBS: 31, vs. Middle Tennessee (L, 31-38), 2016

#### Fewest Points

1. 0 vs. Georgia State (L, 0-28), 2017
2. 3 vs. Marshall (L, 3-14), 2017
- 3 vs. Temple (L, 3-37), 2015
4. 7 vs. Florida Atlantic (L, 7-17), 2015
5. 10 vs. Southern Miss (L, 10-44), 2015
- 10 vs. Marshall (L, 10-34), 2015

#### Most Touchdowns

1. 7 vs. Elon, 2016
- 7 vs. Morehead State, 2014
- 7 vs. #24/#25 Gardner-Webb, 2013
3. 6 vs. Johnson C. Smith, 2014
- 6 vs. Campbell, 2013
- 6 vs. Chowan, 2013

vs. FBS: 4, vs. Middle Tennessee, 2016

Fewest: 0, vs. Temple, 2015

#### Most Touchdowns Rushing

1. 5 vs. Morehead State, 2014
2. 4 vs. Johnson C. Smith, 2014
3. 3 vs. Middle Tennessee, 2016

#### Most Touchdowns Passing/Receiving

1. 5 vs. Chowan, 2013
- 5 vs. #24/#25 Gardner-Webb, 2013
3. 4 vs. Elon, 2016
4. 3 vs. NC A&T, 2017
- 3 vs. UTSA, 2015
- 3 vs. Campbell, 2013
- 3 vs. UNC Pembroke, 2013

#### Most Players with a Touchdown

1. 6 vs. Elon, 2016  
(Washington, 2; Ford II, Hoffman, Bolus, Duke, DeLuca)
- 6 vs. Campbell, 2013  
(Hogan, Bolus, Duke, Phillips, Bostick, Nesmith Jr.)

#### Most Players with a Rushing Touchdown

1. 2 9 times  
vs. FIU (Washington, Klugh), 2016

#### Most Players with a Receiving Touchdown

1. 4 vs. Elon, 2016  
(Ford II, Hoffman, Bolus, Duke)
- 4 vs. Chowan, 2013  
(Duke, Phillips, Bostick, Nesmith Jr.)

#### Total Offense

1. 586 vs. #24/#25 Gardner-Webb, 2013
  2. 573 vs. Charleston Southern, 2014
  3. 566 vs. James Madison, 2014
  4. 546 vs. Johnson C. Smith, 2014
  5. 533 vs. North Carolina Central, 2013
- vs. FBS: 403, vs. FIU, 2016
- 403, vs. Middle Tennessee, 2016
- Lowest: 263, vs. Rice, 2016

#### Total Offense Plays

1. 106 vs. North Carolina Central, 2013
  2. 95 vs. Middle Tennessee, 2016
  3. 89 vs. #24/#25 Gardner-Webb, 2013
  4. 85 vs. Old Dominion, 2016
  5. 84 vs. James Madison, 2014
- Lowest: 52 vs. Marshall, 2017
- 52 vs. Florida Atlantic, 2017

#### Total Offense/Play

1. 9.0 vs. Charleston Southern, 2014
  2. 8.3 vs. Johnson C. Smith, 2014
  3. 8.2 vs. Morehead State, 2014
- Lowest: 4.1 vs. Marshall, 2017

#### Rushing Attempts

1. 54 vs. UTSA, 2015
  2. 50 vs. North Carolina Central, 2013
  3. 49 vs. Old Dominion, 2016
  - 49 vs. Florida Atlantic, 2015
  5. 48 vs. Wesley College, 2014
- Fewest: 26, vs. Marshall, 2017
- 26, vs. UNC Pembroke, 2013

#### Rushing Yards

1. 300 vs. Morehead State, 2014
  2. 268 vs. Charleston Southern, 2014
  3. 266 vs. NC A&T, 2017
  4. 244 vs. #24/#25 Gardner-Webb, 2013
  5. 232 vs. Elon, 2016
  - 232 vs. FIU, 2016
- Lowest: 84, vs. UNC Pembroke, 2013

#### Rushing Yards/Rush

1. 8.8 vs. Morehead State, 2014
  2. 7.2 vs. Charleston Southern, 2014
- Lowest: 2.8 vs. Florida Atlantic, 2017

#### Pass Completions

1. 38 vs. North Carolina Central, 2013
  2. 28 vs. James Madison, 2014
  3. 27 vs. #24/#25 Gardner-Webb, 2013
  4. 25 vs. UNC Pembroke, 2013
- vs. FBS: 23 vs. Eastern Michigan, 2016
- Fewest: 10, vs. Marshall, 2017
- 10, vs. Florida Atlantic, 2017

#### Pass Attempts

1. 56 vs. North Carolina Central, 2013
  2. 50 vs. Middle Tennessee, 2016
  3. 46 vs. #24/#25 Gardner-Webb, 2013
  4. 45 vs. James Madison, 2014
  5. 44 vs. Eastern Michigan, 2016
- Fewest: 22, vs. Florida Atlantic, 2017

#### Pass Completion Pct.

1. .774 vs. Chowan (24-31), 2013
2. .708 vs. Johnson C. Smith (17-24), 2014
3. .706 vs. Elon (24-34), 2016
4. .700 vs. Wesley College (21-30), 2014

Lowest: .385, vs. Marshall (10-26), 2017

#### Yards Receiving

1. 381 vs. Johnson C. Smith, 2014
  2. 361 vs. James Madison, 2014
  3. 342 vs. North Carolina Central, 2013
  4. 342 vs. #24/#25 Gardner-Webb, 2013
  5. 305 vs. Charleston Southern, 2014
- vs. FBS: 258, vs. Middle Tennessee, 2017
- Lowest: 89, vs. Florida Atlantic, 2015

#### Most First Downs

1. 31 vs. #24/#25 Gardner-Webb, 2013
  - 31 vs. North Carolina Central, 2013
  3. 27 vs. NC A&T, 2017
  - 27 vs. Wesley College, 2014
  - 27 vs. Campbell, 2013
- Fewest: 9, vs. Marshall, 2017

#### Turnovers Forced

1. 5 vs. Florida Atlantic, 2015
- 5 vs. Chowan, 2013
3. 4 vs. Campbell, 2013

#### Fumbles Forced

1. 4 vs. Florida Atlantic, 2015
2. 3 vs. Marshall, 2017
- 3 vs. Johnson C. Smith, 2014
- 3 vs. Chowan, 2013

#### Fumbles Recovered

1. 3 vs. Florida Atlantic, 2015
- 3 vs. North Carolina Central, 2013
3. 2 nine times (2017: vs. MAR, UAB, FAU)

#### Fumble Return Yards

1. 59 vs. Elon, 2016
2. 26 vs. UAB, 2017
3. 21 vs. Marshall, 2017

#### Fumble Return for TD

1. 1 vs. Elon, 2016

#### Interceptions

1. 3 vs. UTSA, 2015
- 3 vs. Morehead State, 2014
- 3 vs. Chowan, 2013
4. 2 eight times (4 times, 2016)

#### Interception Return Yards

1. 89 vs. Rice, 2016
2. 48 vs. Johnson C. Smith, 2014
3. 34 vs. Wesley, 2013
4. 33 vs. Charleston Southern, 2014

#### Interception Return For TD

1. 1 vs. Rice, 2016
- 1 vs. Florida Atlantic, 2015
- 1 vs. Johnson C. Smith, 2014
- 1 vs. Campbell, 2013

#### Turnovers Committed

1. 7 vs. Florida Atlantic, 2015
  - 7 vs. North Carolina Central, 2013
  3. 4 vs. UNC Pembroke, 2013
- Fewest: 0 five times (2017: vs. FAU)

#### Fumbles Lost

1. 3 vs. Wesley College, 2014
- 3 vs. Coastal Carolina, 2014
- 3 vs. UNC Pembroke, 2013

#### Interceptions Thrown



#GOLDSTANDARD	#ROCKSOLID	#GOLDSTANDARD	#ROCKSOLID
<p>1. 6 vs. Florida Atlantic, 2015</p> <p>2. 5 vs. North Carolina Central, 2013</p> <p>3. 3 vs. Southern Miss, 2015</p> <p><b>Tackles</b></p> <p>1. 99 vs. Elon, 2016</p> <p>2. 97 vs. Florida Atlantic, 2017</p> <p>2. 96 vs. Wesley College, 2014</p> <p>3. 93 vs. Charleston Southern, 2014</p> <p>4. 90 vs. #24/#25 Gardner-Webb, 2013</p> <p>Fewest: 54, vs. North Carolina Central, 2013</p> <p><b>Solo Tackles</b></p> <p>1. 73 vs. Morehead State, 2014</p> <p>2. 72 vs. #24/#25 Gardner-Webb</p> <p>3. 68 vs. Coastal Carolina, 2014</p> <p>4. 66 vs. James Madison, 2014</p> <p>5. 65 vs. Charleston Southern, 2014</p> <p>vs. FBS: 55, vs. Marshall, 2015</p> <p>Fewest: 26, vs. Marshall, 2017</p> <p><b>Tackles For Loss</b></p> <p>1. 17 vs. Chowan, 2013</p> <p>2. 14 vs. Presbyterian, 2015</p> <p>3. 13 vs. UTSA, 2015</p> <p>4. 12 vs. Morehead State, 2014</p> <p>12 vs. Johnson C. Smith, 2014</p> <p>Fewest: 1.0, vs. Old Dominion, 2016</p> <p><b>Tackles For Loss Yardage</b></p> <p>1. 87 vs. Chowan, 2013</p> <p>2. 69 vs. UTSA, 2015</p> <p>3. 57 vs. Morehead State, 2014</p> <p><b>Sacks</b></p> <p>1. 5 vs. UTSA, 2015</p> <p>2. 4 vs. Chowan, 2013</p> <p>3. 3 vs. Florida Atlantic, 2015</p> <p>3 vs. Morehead State, 2014</p> <p><b>Sack Yardage</b></p> <p>1. 34 vs. UTSA, 2015</p> <p>2. 32 vs. Chowan, 2013</p> <p>3. 22 vs. Florida Atlantic, 2015</p> <p><b>Safeties Recorded:</b></p> <p>1. 1 vs. Chowan, 2013</p> <p>1 vs. Gardner-Webb, 2013</p> <p>1 vs. Morehead State, 2014</p> <p><b>Safeties allowed: 0</b></p> <p><b>Quarterback hurries:</b></p> <p>1. 12 vs. #24/#25 Gardner-Webb, 2013</p> <p>2. 11 vs. Rice, 2016</p> <p><b>Pass Breakups:</b></p> <p>1. 8 vs. Middle Tennessee, 2017</p> <p>8 vs. Southern Miss, 2015</p> <p>8 vs. Marshall, 2015</p> <p>8 vs. Wesley, 2014</p> <p><b>Field Goals Made</b></p> <p>1. 5 vs. Johnson C. Smith, 2014</p> <p>2. 3 vs. Campbell, 2013</p> <p>vs. FBS: 2, three times (vs. EMU; FIU, 2016)</p> <p><b>Field Goals Attempted</b></p> <p>1. 5 vs. Johnson C. Smith, 2014</p> <p>2. 4 vs. UTSA, 2015</p> <p><b>Most punts</b></p>	<p>1. 9 vs. Southern Miss, 2015</p> <p>2. 8 vs. Marshall, 2017</p> <p>8 vs. Florida Atlantic, 2015</p> <p><b>Fewest punts:</b></p> <p>1. 2 vs. Wesley College, 2014</p> <p>2 vs. Johnson C. Smith, 2014</p> <p>vs. FBS: 3, vs. Eastern Michigan, 2016</p> <p><b>Punting yardage</b></p> <p>1. 379 vs. Florida Atlantic, 2015</p> <p>2. 345 vs. Southern Miss, 2015</p> <p>3. 340 vs. Florida Atlantic, 2017</p> <p>Lowest: 59, vs. Johnson C. Smith, 2014</p> <p><b>Punting yard avg.</b></p> <p>1. 48.6 vs. Florida Atlantic, 2017</p> <p>2. 48.0 vs. Eastern Michigan, 2016</p> <p>3. 47.4 vs. Florida Atlantic, 2015</p> <p>4. 44.7 vs. Georgia State, 2017</p> <p>5. 44.2 vs. NC A&amp;T, 2017</p> <p>Lowest: 25.2 vs. Temple, 2015</p> <p><b>Blocked punts: 1, vs. Temple, 2015</b></p> <p><b>Kickoff Return Yardage</b></p> <p>1. 236 vs. Coastal Carolina, 2014</p> <p>2. 166 vs. #24/#25 Gardner-Webb, 2013</p> <p>3. 155 vs. Old Dominion, 2016</p> <p>4. 150 vs. NC A&amp;T, 2017</p> <p>Fewest: 0, vs. Johnson C. Smith, 2014</p> <p><b>Kickoff Returns:</b></p> <p>1. 10 vs. Coastal Carolina, 2014</p> <p>2. 9 vs. Old Dominion, 2016</p> <p><b>Kickoff Return Average</b></p> <p>1. 39.3 vs. Chowan, 2013</p> <p>2. 26.5 vs. UAB, 2017</p> <p>26.5 vs. UTSA, 2015</p> <p>Lowest: 5.5 vs. Morehead State, 2014 (2; 11y)</p> <p>(0.0 v. Johnson C. Smith, 2014, 0, 0 y)</p> <p><b>Kickoff Return TD:</b></p> <p>1. 1 vs. Coastal Carolina, 2014</p> <p>1 vs. Chowan, 2013</p> <p><b>Punting Return Yardage</b></p> <p>1. 65 vs. Johnson C. Smith, 2014</p> <p>2. 43 vs. Charleston Southern, 2014</p> <p>3. 31 vs. UAB, 2017</p> <p>31 vs. Wesley College, 2013</p> <p>Fewest: -14, vs. Coastal Carolina, 2014</p> <p><b>Punt Returns:</b></p> <p>1. 7 vs. Johnson C. Smith, 2014</p> <p>vs. FBS: 5, vs. UAB, 2017</p> <p><b>Punting Return Average</b></p> <p>1. 14.3 vs. #24/#25 Chas. Southern, 2014</p> <p>2. 10.0 vs. Wesley, 2014</p> <p>10.0 vs. Marshall, 2015</p> <p>4. 9.3 vs. Southern Miss, 2015</p> <p>5. 9.2 vs. Johnson C. Smith, 2014</p> <p>Fewest: -14.0, vs. Coastal Carolina, 2014</p> <p><b>Punt Return TD</b></p> <p>0</p> <p><b>Points (Kicking Game)</b></p> <p>1. 20 vs. JC Smith (5-5 FG; 5-5 PAT), 2014</p> <p>2. 14 vs. Campbell (3-3 FG; 5-5 PAT), 2013</p> <p><b>Field Goal Pct.</b></p>	<p>1. 1.00 (5-5) vs. Johnson C. Smith, 2014</p> <p>1.00 (3-3) vs. Campbell, 8/31/13</p> <p>Lowest: .000 (0-2), vs. Georgia State, 2017</p> <p><b>Most FG Attempted Without a Make</b></p> <p>1. 1 (0-2), vs. Georgia State, 2017</p> <p><b>Field Goals Blocked</b></p> <p>1. 1 Five times (2017: vs. Marshall)</p> <p><b>Field Goals Missed</b></p> <p>1. 2 Five times (2017: vs. Marshall)</p> <p><b>Field goals of 40+</b></p> <p>1. 1 seven times (vs UTSA, 2015)</p> <p><b>PAT Made</b></p> <p>1. 7 vs. Morehead State (7-7), 2014</p> <p>2. 6 vs. Chowan (6-6), 2013</p> <p>6 vs. Gardner-Webb (6-6), 2013</p> <p><b>PAT Attempts</b></p> <p>1. 7 vs. Morehead State (7-7), 2014</p> <p>2. 6 vs. Elon (5-6), 2016</p> <p>6 vs. Chowan (6-6), 2013</p> <p>6 vs. Gardner-Webb (6-6), 2013</p> <p><b>PAT Pct.</b></p> <p>1. 1.00 (7-7) vs. Morehead State, 2014</p> <p>1.00 (6-6) vs. Chowan, 2013</p> <p>1.00 (6-6) vs. #24/#25 Gardner-Webb, '13</p> <p>Lowest : .000 (0-1) vs. Florida Atlantic, 2017</p> <p><b>PAT Made Without a Miss</b></p> <p>1. 7 vs. Morehead State (7-7 PAT), 2014</p> <p>2. 6 vs. Chowan (6-6 PAT), 2013</p> <p>6 vs. #24/#25 Gardner-Webb (6-6 PAT), '13</p> <p>vs. FBS: 3, three times (2017: vs. MT)</p> <p><b>Blocked PAT Attempts</b></p> <p>0</p> <p><b>Two-Point Conversions</b></p> <p>1. 1 Five times (2017: vs. NC A&amp;T, UAB)</p> <p><b>Two-Point Rush</b></p> <p>1. 1 vs. Campbell, 8/31/13 (rush)</p> <p>1 vs. UNC Pembroke, 10/12/13 (rush)</p> <p><b>Two-Point Pass/Reception</b></p> <p>1 vs. NC A&amp;T, 2017</p> <p>1 vs. UAB, 2017</p> <p>1 vs. Middle Tennessee, 11/19/16 (pass)</p> <p><b>Defensive Extra Point</b></p> <p>0</p>	<p><b>MISCELLANEOUS</b></p> <p><b>49ERS KICKING GAME:</b></p> <p><b>Touchbacks (Punt):</b> 2, vs. FAU, 2015</p> <p><b>Fair catches:</b> 5, vs. Middle Tennessee, 2017</p> <p><b>50+ punts:</b> 3, vs. UAB, MT, 2017</p> <p><b>Inside 20:</b> 4, vs. Marshall, 2015; Elon, 2016</p> <p><b>Kickoffs:</b> 11, vs. Johnson C. Smith, 2014</p> <p><b>Fewest Kickoffs:</b> 2, vs. FAU, Temple, 2015</p> <p><b>Kickoff Yards:</b> 688, vs. Johnson C. Smith, 2014</p> <p><b>Kickoff Yards avg.:</b></p> <p>67.9 vs. Presbyterian (475 yd; 7 p), 2015</p> <p><b>Touchbacks (Kickoff):</b> 4, vs. JC Smith, 2014</p> <p><b>Out of bounds:</b> 1, vs. #24/#25 Gardner-Webb, 2013</p>



# HOME GAMES

## Opponent Records

CHARLOTTE 49ERS CHARLOTTE 49ERS

### OPPONENT AT 49ERS

#### Most Points

- 59 vs. #2 Coastal Carolina, 2014
- 52 vs. Old Dominion, 2016
- 51 vs. #24/#25 Gardner-Webb, 2013
- 48 vs. James Madison, 2014
- 47 vs. Charleston Southern, 2014
- 45 vs. UNC Pembroke, 2013
- 44 vs. Southern Miss, 2015

#### Fewest Points

- 0 vs. Johnson C. Smith, 2014
- 7 vs. Campbell, 2013
- 7 vs. Chowan, 2013
- 10 vs. Presbyterian, 2015
- 14 vs. Marshall, 2017
- 14 vs. Elon, 2016
- 14 vs. Morehead State, 2014

#### Most Touchdowns

- 8 vs. Coastal Carolina, 2014
- 7 vs. Old Dominion, 2016
- 7 vs. Charleston Southern, 2014
- 7 vs. #24/#25 Gardner-Webb, 2013
- 6 vs. Southern Miss, 2015
- 6 vs. James Madison, 2014
- 6 vs. UNC Pembroke, 2013

Fewest: 0, Johnson C. Smith, 2014

 Fewest vs. FBS: 2, vs. Marshall, 2017  
2, vs. FAU, 2015

#### Most Touchdowns Rushing

- 7 vs. Coastal Carolina, 2014
- 5 vs. Charleston Southern, 2014
- 4 vs. Old Dominion, 2016
- 3 vs. NC A&T, 2017
- 3 vs. North Carolina Central, 2013
- 3 vs. UNC Pembroke, 2013
- 3 vs. Wesley, 2013

Fewest: 0 (Latest: vs. Morehead State, 2014)

#### Most Touchdowns Receiving

- 5 vs. #24/#25 Gardner-Webb, 2013
- 4 vs. Middle Tennessee, 2016
- 4 vs. Southern Miss, 2015
- 4 vs. James Madison, 2014
- 3 vs. Middle Tennessee, 2017
- 3 vs. Old Dominion, 2016
- 3 vs. UNC Pembroke, 2013

Fewest: 0 (Latest: vs. FAU, 2015)

#### Total Offense

- 690 vs. Coastal Carolina, 2014
  - 630 vs. Marshall, 2015
  - 617 vs. Charleston Southern, 2014
  - 570 vs. James Madison, 2014
  - 563 vs. Florida Atlantic, 2017
- Lowest: 112, vs. Presbyterian, 2015  
Lowest vs. FBS: 184, vs. FAU, 2015

#### Rushing Attempts

- 63 vs. Florida Atlantic, 2017
  - 61 vs. Charleston Southern, 2014
  - 57 vs. Morehead State, 2014
  - 51 vs. Coastal Carolina, 2014
- Fewest: 21, vs. FIU, 2016

#### Yards Rushing

- 333 vs. Charleston Southern, 2014
  - 318 Florida Atlantic, 2017
  - 271 vs. Coastal Carolina, 2014
  - 237 vs. James Madison, 2014
  - 225 vs. UTSA, 2015
- Lowest: -5, vs. Chowan  
Lowest vs. FBS: 39, vs. FIU, 2016

#### Pass Completions

- 43 vs. UNC Pembroke, 2013
- 36 vs. Rice, 2016
- 36 vs. #24/#25 Gardner-Webb, 2013
- 35 vs. Marshall, 2015
- 32 vs. Wesley College, 2014
- 32 vs. James Madison, 2014

Fewest: 3, vs. Presbyterian, 2015

Fewest vs. FBS: 11, vs. Temple, 2015

#### Pass Attempts

- 57 vs. UNC Pembroke, 2013
- 55 vs. Wesley, 2014
- 53 vs. Marshall, 2015
- 53 vs. #24/#25 Gardner-Webb, 2013
- 52 vs. Rice, 2016

Fewest: 17, vs. Presbyterian, 2015

Fewest vs. FBS: 23, vs. Temple, 2015

#### Yards Receiving

- 494 vs. Marshall, 2015
- 419 vs. Coastal Carolina, 2014
- 416 vs. #24/#25 Gardner-Webb, 2013
- 403 vs. UNC-Pembroke, 2013
- 356 vs. Wesley, 2014

Lowest: 9, vs. Presbyterian, 2015

Lowest vs. FBS: 116, vs. Temple, 2015

#### Most First Downs

- 36 vs. Coastal Carolina, 2014
- 35 vs. #24/#25 Gardner-Webb, 2013
- 32 vs. Charleston Southern, 2014
- 31 vs. Florida Atlantic, 2017
- 31 vs. Marshall, 2015

Fewest: 8, vs. Presbyterian, 2015

#### Turnovers Forced

- 7 vs. Florida Atlantic, 2015
- 7 vs. North Carolina Central, 2013
- 4 vs. UNC Pembroke, 2013
- 3 Eight times (2017: NC A&T)

#### Fumbles Recovered

- 3 vs. Wesley, 2014
- 3 vs. Coastal Carolina, 2014
- 3 vs. UNC Pembroke, 2013
- 2 Five times (ODU; FIU, 2016)

#### Interceptions

- 6 vs. Florida Atlantic, 2015
- 5 vs. North Carolina Central, 2013
- 3 vs. Southern Miss, 2015

#### Turnovers Committed

- 5 vs. Florida Atlantic, 2015

- 5 vs. Chowan, 2013
- 4 vs. Campbell, 2013
- 3 Eight times (vs. Elon, FIU, 2016)

#### Fumbles Lost

- 3 vs. Florida Atlantic, 2015
- 3 vs. North Carolina Central, 2013

#### Interceptions Thrown

- 3 vs. UTSA, 2015
- 3 vs. Morehead State, 2014
- 3 vs. Chowan, 2013
- 2 Eight times (Elon, FIU, Rice, MT, 2016)

#### Tackles

- 102 vs. North Carolina Central, 2013
  - 95 vs. Old Dominion, 2016
  - 86 vs. FIU, 2016
  - 83 vs. Wesley College, 2014
  - 82 vs. NC A&T, 2017
- Fewest: 45, vs. Morehead State, 2014

#### Solo Tackles

- 82 vs. North Carolina Central, 2013
- 60 vs. James Madison, 2014
- 56 vs. #24/#25 Gardner-Webb, 2013
- 56 vs. Wesley College, 2013

vs. FBS: 54, vs. UTSA, 2015

Fewest: 22, vs. Marshall, 2017

#### Tackles For Loss

- 11 vs. Marshall, 2015
  - 10 vs. NC A&T, 2017
  - 10 vs. Johnson C. Smith, 2014
  - 9 vs. Rice, 2016
  - 9 vs. Florida Atlantic, 2015
  - 9 vs. Southern Miss, 2015
  - 9 vs. North Carolina Central
- Fewest: 2, vs. Morehead State, 2014

#### Sacks

- 7 vs. NC A&T, 2017
- 5 vs. Florida Atlantic, 2015
- 4 vs. Presbyterian, 2015
- 4 vs. Marshall, 2015
- 4 vs. UTSA, 2015
- 4 vs. Wesley College, 2014

#### Safeties Recorded: 0

#### Safeties Allowed:

- 1 vs. Chowan, 2013
- 1 vs. Gardner-Webb, 2013

#### Quarterback hurries:

- 7 vs. Marshall, 2017
- 7 vs. Florida Atlantic, 2017
- 7 vs. Middle Tennessee, 2016
- 5 Four times

#### Pass Breakups:

- 11 vs. Middle Tennessee, 2016
- 8 vs. Marshall, 2015
- 8 vs. Morehead State, 2014
- 8 vs. UNC Pembroke, 2013

#### Field Goals Made

- 3 vs. Eastern Michigan, 2016
- 2 five times (Last: vs. FIU, 2016)

#### Field Goals Attempted

- 4 vs. Marshall, 2015

#GOLDSTANDARD	#ROCKSOLID	#GOLDSTANDARD	#ROCKSOLID
<b>Punting yardage</b> 1. 430 vs. Presbyterian, 2015 2. 391 vs. Florida Atlantic, 2015 3. 357 vs. Johnson C. Smith (9 punts), 2014 4. 326 vs. Morehead State (9 punts), 2014 5. 308 vs. Campbell (8 punts), 2013 Lowest: 28, vs. Florida Atlantic, 2017 28, vs. Coastal Carolina, 2014  <b>Punting yard avg.</b> 1. 46.7 vs. Eastern Michigan, 2016 2. 44.5 vs. Marshall, 2015 3. 44.2 vs. Temple, 2015 4. 43.7 vs. Charleston Southern, 2014 5. 43.4 vs. Florida Atlantic, 2015 Lowest: 20.7, vs. Wesley, 2014  <b>Kickoff Return Yardage</b> 1. 206 vs. Morehead State, 2014 2. 156 vs. Charleston Southern, 2014 3. 155 vs. FIU, 2016 155 vs. Chowan, 2013 Fewest: 0, vs. Georgia State, 2017  <b>Kickoff Returns:</b> 1. 9 vs. Morehead State, 2014 vs. FBS: 6, vs. UTSA, 2015; vs. FIU, 2016  <b>Kickoff Return TD:</b> 1. 1 vs. Southern Miss, 2015 1 vs. North Carolina Central, 2013  <b>Punt Return Yardage</b> 1. 35 vs. Florida Atlantic, 2017 2. 33 vs. Temple, 2015 Fewest: -3, vs. Chowan, 2013  <b>Punt Returns:</b> 1. 3 vs. Southern Miss, 2015  <b>Punt Return TD:</b> 1. 1 vs. Temple, 2015	<b>MISCELLANEOUS</b>  <b>OPPONENT KICKING GAME:</b> <b>Most FG Attempted Without a Miss</b> 3 (3-3) vs. Eastern Michigan, 2016  <b>Most FG Attempted Without a Make</b> 2 (0-2) vs. Georgia State 2 (0-2) vs. Charleston Southern, 2014  <b>Field goals of 40+:</b> 1 Six times (Long: vs. FAU, 2015 (45)  <b>Blocked FG Att.:</b> 1 three times (vs. JCSU; vs. CSU, 2014)  <b>Blocked PAT:</b> 1 vs. Temple, 2015 1 vs. North Carolina Central  <b>2-Point conversion: 0</b>  <b>Most PAT Made Without a Miss</b> 8 (8-8) vs. Coastal Carolina, 2014 vs. FBS: 7 (7-7) vs. Old Dominion, 2016  <b>Most punts:</b> 11 vs. Presbyterian, 2015 9 vs. Florida Atlantic, 2015 9 vs. Morehead State, 2014 9 vs. Johnson C. Smith, 2014  <b>Fewest punts:</b> 1 vs. Florida Atlantic, 2017 1 vs. Coastal Carolina, 2014  <b>Blocked punts:</b> 1 vs. Wesley College, 2014  <b>Touchbacks (Punt):</b> 1, eight times  <b>Fair catches:</b> 4, Presby, FAU, 2015; Rice, 2016  <b>50+ punts:</b> 4, vs. Florida Atlantic, 2015  <b>Inside 20:</b> 5, vs. Florida Atlantic, 2015  <b>Kickoffs:</b> 10, vs. Coastal Carolina, 2014  <b>Fewest Kickoffs:</b> 1, vs. Johnson C. Smith, 2014  <b>Kickoff Yards:</b> 616, vs. Coastal Carolina, 2014  <b>Touchbacks (Kickoff):</b> 4 vs. Florida Atlantic, 2017 4 vs. Marshall, 2015 4 vs. UNC Pembroke, 2013  <b>Out of bounds:</b> 2, vs. James Madison, 2014		



# ROAD GAMES

## 49ers Records

CHARLOTTE 49ERS CHARLOTTE 49ERS

### TEAM AWAY SUPERLATIVES

#### Most Points

- 61 at Morehead State (W, 61-17), 2013
- 56 at the Citadel (L, 56-63 2ot), 2014
- 45 at Presbyterian (W, 45-21), 2013
- 40 at NC Central (W, 40-28), 2014
- 38 at Southern Miss (W, 38-27), 2016
- 34 at Old Dominion (L, 34-37), 2015

#### Fewest Points

- 0 at Old Dominion (L, 0-6), 2017
- 7 at Eastern Michigan (L, 7-24), 2017
- 7 at #19 Kansas State (L, 7-55), 2017
- 7 at Rice (L, 7-27), 2015
- 7 at James Madison (L, 7-34), 2013
- 10 at Kentucky (L, 10-58), 2015

#### Most Touchdowns

- 8 at Morehead State, 2013
- 7 at The Citadel, 2014
- 6 at Presbyterian, 2013

vs. FBS: 5 at Southern Miss, 2016

Fewest: 0, at Old Dominion (L, 0-6), 2017

#### Most Touchdowns Rushing

- 6 at Morehead State, 2013
- 4 at Old Dominion, 2015
- 4 at Campbell, 2014
- 3 seven times (2017: at FIU)

#### Most Touchdowns Passing/Receiving

- 4 at The Citadel, 2014
- 3 at Florida Atlantic, 2016
- 3 at FIU, 2015
- 3 at Presbyterian, 2013

#### Total Offense

- 684 at The Citadel, 2014
- 580 at Morehead State, 2013
- 536 at Old Dominion, 2015
- 505 at Presbyterian, 2013
- 504 at FIU, 2017

Lowest: 208, at Louisville, 2016

#### Rushing Attempts

- 70 at Old Dominion, 2015
- 54 at Georgia State, 2015
- 52 at Coastal Carolina, 2013
- 50 at Marshall, 2016
- 49 at FIU, 2017
- 49 at North Carolina Central, 2014

Fewest: 19, at UTSA, 2016

#### Yards Rushing

- 439 at Morehead State, 2013
- 349 at FIU, 2017
- 326 at The Citadel, 2014
- 309 at Old Dominion, 2015
- 303 at Southern Miss, 2016
- 300 at North Carolina Central, 2014

Lowest: 8, at UTSA, 2016

#### Pass Completions

- 25 at FIU, 2015
- 24 at Old Dominion, 2015
- 22 at The Citadel, 2014
- 19 at Georgia State, 2015
- 19 at Elon, 2014

Fewest: 9 (2017: at WKU, at ODU, at USM)

#### Pass Attempts

- 44 at UTSA, 2016
- 43 at The Citadel, 2014
- 42 at Temple, 2016
- 42 at Elon, 2014
- 38 at FIU, 2015

Fewest: 17, at Florida Atlantic, 2016

#### Yards Passing/Receiving

- 358 at The Citadel, 2014
- 269 at Presbyterian, 2014
- 264 at FIU, 2015
- 255 at Gardner-Webb, 2014
- 244 at Georgia State, 2015

Lowest: 58, at #19 Kansas State, 2017

#### Most First Downs

- 36 at The Citadel, 2014
- 31 at Old Dominion, 2015
- 30 at Coastal Carolina, 2013

Fewest: 8, at Old Dominion, 2017

#### Turnovers Forced

- 5 at James Madison, 2013
- 3 at Louisville, 2016
- 3 at Southern Miss, 2016
- 3 at Georgia State, 2015
- 3 at NC Central, 2014
- 3 at Morehead State, 2013

#### Fumbles Recovered

- 3 at James Madison, 2013
- 2 at Louisville, 2016
- 2 at Georgia State, 2015
- 2 at Missle Tennessee, 2015
- 2 at North Carolina Central, 2014
- 2 at Charleston Southern, 2013

#### Fumble Return for TD

- 1 at Louisville, 2016
- 1 at UTSA, 2016
- 1 at Georgia State, 2015
- 1 at North Carolina Central, 2014

#### Interceptions

- 3 at Southern Miss, 2016
- 2 five times

#### Interception Return For TD

- 1 at Gardner Webb, 2014
- 1 at Morehead State, 2013

#### Turnovers Committed

- 7 at Middle Tennessee, 2015
- 5 at Georgia State, 2015
- 4 at Elon, 2014
- 4 at James Madison, 2013

#### Fumbles Lost

- 3 at Georgia State, 2015
- 3 at Middle Tennessee, 2015
- 3 at James Madison, 2013

#### Interceptions Thrown

- 4 at Middle Tennessee, 2015
- 3 at Eastern Michigan, 2017
- 3 at Elon, 2014

#### Tackles

- 118 at James Madison, 2013
- 104 at Old Dominion, 2017
- 102 at The Citadel, 2014
- 101 at Coastal Carolina, 2013
- 97 at Campbell, 2014
- 97 at Morehead State, 2013

Fewest: 59, at GSU; at FIU, 2015

#### Solo Tackles

- 68 at The Citadel, 2014
- 68 at Elon, 2014
- 67 at Middle Tennessee, 2015
- 62 at WKU, 2017
- 58 at Presbyterian, 2013

Fewest: 29, at Marshall, 2016

#### Tackles For Loss

- 10 at Campbell, 2014
- 9 at Georgia State, 2015
- 9 at James Madison, 2013
- 8 five times (at MT; at UK, 2015)

Fewest: 1, three times (2017: at FIU)

#### Sacks

- 4 at North Carolina Central, 2014
- 4 at Morehead State, 2013
- 3 Seven times (2017: at ODU)

#### Safeties Recorded:

0

#### Safeties allowed:

- 1 at Charleston Southern, 2013

#### Quarterback hurries:

- 7 at Elon, 2014
- 6 at WKU, 2017
- 6 at Old Dominion, 2015

#### Pass Breakups:

- 7 at Gardner-Webb, 2014
- 6 at FIU, 2017
- 6 at FIU, 2015

#### Field Goals Made

- 3 at Georgia State, 2015
- 2 at Marshall, 2016
- 2 at Old Dominion, 2015
- 2 at The Citadel, 2014
- 2 at Elon, 2014
- 2 at NC Central, 2014
- 2 at Campbell, 2014
- 2 at Morehead State, 2013

#### Field Goals Attempted

- 3 at Marshall, 2016
- 3 at Georgia State, 2015
- 3 at Old Dominion, 2015
- 3 at Rice, 2015
- 3 at Gardner-Webb, 2014
- 3 at NC Central, 2014

#### Field Goals Missed

- 3 at Rice (0-3 FG), 2015
- 2 at Gardner-Webb (1-3 FG), 2014

#GOLDSTANDARD	#ROCKSOLID	#GOLDSTANDARD	#ROCKSOLID
<b>PAT Made</b> 1. 7 at Morehead State (7-7 PAT), 2013 2. 6 at The Citadel (6-6 PAT), 2014 6 at Presbyterian (6-6 PAT), 2013 vs. FBS: 5, at Southern Miss, 2016  <b>Punting yardage</b> 1. 424 at Louisville (11 punts), 2016 2. 380 at WKU, 2017 3. 378 at Eastern Michigan, 2017 4. 345 at Old Dominion, 2017 5. 344 at UTSA (9 punts), 2016 Lowest: 107, at Morehead State (3 punts)  <b>Punting yard avg.</b> 1. 47.2 at Eastern Michigan, 2017 2. 44.3 at Southern Miss, 2017 3. 43.1 at Old Dominion, 2017 4. 42.8 at NC Central (6 p; 257 y), 2014 5. 42.7 at The Citadel (3 p; 128 y), 2014 Lowest: 33.0 at Temple (7 p; 231 y), 2016  <b>Kickoff Return Yardage</b> 1. 208 at Middle Tennessee, 2015 2. 189 at Louisville, 2016 3. 181 at Southern Miss, 2017 4. 169 at Old Dominion, 2015 Fewest: 0, at Florida atlantic (0 KR), 2016  <b>Kickoff Returns:</b> 1. 10 at Louisville, 2016 2. 9 at Kentucky, 2015 3. 8 at Temple, 2016 8 at Middle Tennessee, 2015 8 at Old Dominion, 2015 8 at Coastal Carolina, 2013  <b>Kickoff Return TD:</b> 1. 1 at Middle Tennessee, 2015  <b>Punting Return Yardage</b> 1. 24 at Middle Tennessee, 2015 24 at NC Central, 2014 24 at Campbell, 2014 Fewest: -4, at Kentucky, 2015  <b>Punt Returns:</b> 1. 8 at Campbell, 2014 vs. FBS: 2, five times (at USM, 2016)  <b>Punt Return TD:</b> 1. 1 at Southern Miss, 2016	<b>MISCELLANEOUS</b>  <b>49ERS KICKING GAME:</b> <b>Most FG Attempted Without a Miss</b> 1. 3 (3-3) at Georgia State, 2015 2. 2 (2-2) at The Citadel, 2014 2 (2-2) at Elon, 2014 2 (2-2) at Campbell, 2014 2 (2-2) at Morehead State, 2013  <b>Most FG Attempted Without a Make</b> 1. 3 (0-3) at Rice, 2015  <b>Field goals of 40+:</b> 1. 2 at Morehead State, 2013 vs. FBS: 1, at GSU; at FIU, 2015  <b>Blocked FG Att.:</b> 1. 1 at WKU, 2017 1 at Marshall, 2016 1 at Old Dominion, 2015  <b>Blocked PAT: 0</b>  <b>Two-Point conversion:</b> 1. 1 at The Citadel, 10/11/14 (pass) 1 at Coastal Carolina, 11/2/13 (rush)  <b>Most PAT Made Without a Miss</b> 1. 7 (7-7) at Morehead State, 2013 vs. FBS: 5 (5-5), at Southern Miss, 2016  <b>Most punts:</b> 1. 11 at Louisville, 2016 2. 9 at UTSA, 2016  <b>Fewest punts:</b> 1. 3 at The Citadel, 2014 3 at Presbyterian, 2013 3 at Morehead State, 2013  <b>Blocked punts:</b> 1. 1 at FIU, 2015  <b>50+ punts:</b> 1. 3 at Eastern Michigan, 2017 3 at Southern Miss, 2017 2. 2 Six times (2017: at KSU, WKU, ODU)  <b>Inside 20:</b> 1. 3 at Eastern Michigan, 2017 3 at Old Dominion, 2017 3 at Old Dominion, 2015 3 at North Carolina Central, 2014  <b>Kickoffs:</b> 1. 11 at Morehead State, 2013 vs. FBS: 7, at Southern Miss, 2016 7, at Old Dominion, 2015  <b>Fewest Kickoffs:</b> 1. 1 at Old Dominion, 2017  <b>Kickoff Yards:</b> 1. 574 at Morehead State, 2013 vs. FBS: 441, at Old Dominion, 2015  <b>Out of bounds:</b> 1. 1 at FIU, 2017 1 at Southern Miss, 2017		



**#GOLDSTANDARD**
**#ROCKSOLID**
**#GOLDSTANDARD**
**#ROCKSOLID**

# ROAD GAMES

## Opponent Records

CHARLOTTE 49ERS CHARLOTTE 49ERS

### OPPONENT AWAY SUPERLATIVES

#### Most Points

1. 73 at Middle Tennessee, 2015
2. 70 at Louisville, 2016
3. 66 at southern Miss, 2017
4. 63 at The Citadel, 2014
5. 58 at Kentucky, 2015
6. 55 at #19 Kansas State, 2017
7. 50 at Coastal Carolina, 2013

#### Fewest Points

1. 6 at Old Dominion, 2017
2. 9 at Campbell, 2014
3. 17 at Morehead State, 2013
4. 20 at Georgia State, 2015
- 20 at Elon, 2014

#### Most Touchdowns

1. 10 at Louisville, 2016
  - 10 at Middle Tennessee, 2015
  3. 9 at The Citadel, 2014
  4. 8 at southern Miss, 2017
- Fewest: 0, at Old Dominion, 2017

#### Most Touchdowns Rushing

1. 7 at The Citadel, 2014
2. 6 at Kentucky, 2015
3. 5 at #19 Kansas State, 2017
- 5 at Southern Miss, 2017
- 5 at #3/#6 Coastal Carolina, 2013

#### Most Touchdowns Receiving

1. 8 at Louisville, 2016
2. 5 at WKU, 2017
- 5 at Middle Tennessee, 2015
4. 4 at Old Dominion, 2015
- 3 at UTSA, 2016
- 3 at FIU, 2015

#### Total Offense

1. 689 at the Citadel, 2014
  2. 663 at Louisville, 2016
  3. 659 at Middle Tennessee, 2015
  4. 627 at WKU, 2017
  5. 621 at Coastal Carolina, 2014
- Lowest: 326, at Old Dominion, 2017

#### Rushing Attempts

1. 78 at The Citadel, 2014
  2. 65 at #16/#17 James Madison, 2013
  3. 62 at Coastal Carolina, 2013
  4. 61 at Rice, 2015
  - 61 at Charleston Southern, 2013
- Fewest: 24, at Marshall, 2016

#### Yards Rushing

1. 553 at The Citadel, 2014
2. 415 at Kentucky, 2015
3. 384 at Coastal Carolina, 2013
4. 375 at Charleston Southern, 2013
5. 363 at Southern Miss, 2017

Lowest: 66, at North Carolina Central, 2014  
Lowest vs. FBS: 88, at Marshall, 2016

#### Pass Completions

1. 43 at WKU, 2017
  - 43 at Elon, 2014
  3. 32 at Marshall, 2016
  - 32 at Southern Miss, 2016
  - 32 at Gardner-Webb, 2014
  - 32 at Morehead State, 2013
- Fewest: 13, at The Citadel, 2014  
Fewest vs. FBS: 15, at Rice, 2015; at FIU, 2017

#### Pass Attempts

1. 59 at Elon, 2014
  2. 58 at WKU, 2017
  3. 54 at Morehead State, 2013
  4. 53 at Southern Miss, 2016
  5. 51 at Campbell, 2014
- Fewest: 22, at The Citadel, 2014  
Fewest vs. FBS: 23, at #19 KSU, 2017

#### Yards Receiving

1. 506 at WKU, 2017
  2. 414 at UTSA, 2016
  3. 404 at Southern Miss, 2016
  4. 391 at Louisville, 2016
  5. 379 at Middle Tennessee, 2015
- Lowest: 126, at Rice, 2015

#### Most First Downs

1. 38 at Louisville, 2016
  2. 36 at The Citadel, 2014
  3. 34 at WKU, 2017
  4. 32 at Coastal Carolina, 2013
  5. 30 at #16/#17 James Madison, 2013
- Fewest: 16, at Georgia State, 2015

#### Turnovers Forced

1. 7 at Middle Tennessee, 2015
2. 5 at Georgia State, 2015
3. 4 at Elon, 2014
- 4 at James Madison, 2013

#### Fumbles Recovered

1. 3 at Georgia State, 2015
- 3 at Middle Tennessee, 2015
- 3 at James Madison, 2013

#### Interceptions

1. 4 at Middle Tennessee, 2015
2. 3 at Eastern Michigan, 2017
- 3 at Elon, 2014
4. 2 Four times (at GSU; at UK, 2015)

#### Turnovers Committed

1. 5 at James Madison, 2013
  2. 3 at Louisville, 2016
  - 3 at Southern Miss, 2016
  - 3 at Georgia State, 2015
  - 3 at NC Central, 2014
  - 3 at Morehead State, 2013
- Fewest: 0, twice (at Temple, 2016)

#### Fumbles Lost

1. 3 at James Madison, 2013
2. 2 Eight times (2017: at Mar, UAB, FAU)

#### Interceptions Thrown

1. 3 at Southern Miss, 2016
2. 2 five times

#### Tackles

1. 128 at Old Dominion, 2015
  2. 96 at Coastal Carolina, 2013
  3. 93 at Marshall, 2016
  4. 90 at Kentucky, 2015
  5. 87 at #16/#17 James Madison, 2013
- Fewest: 43, at UTSA, 2016; at ODU, 2017

#### Solo Tackles

1. 64 at Georgia State, 2015
  2. 61 at FIU, 2015
  3. 56 at Old Dominion, 2015
  4. 55 at Temple, 2016
  - 55 at The Citadel, 2014
- Fewest: 21, at UTSA, 2016; at ODU, 2017

#### Tackles For Loss

1. 14 at FIU, 2015
  2. 11 at Southern Miss, 2017
  3. 10 at Old Dominion, 2015
  - 10 at Kentucky, 2015
- Fewest: 2, at Campbell, 2014  
Fewest vs. FBS: 3, at KSU, at ODU, 2017

#### Sacks

1. 7 at FIU, 2015
  2. 5 at Georgia State, 2015
  3. 4 at Louisville, 2016
  - 4 at Kentucky, 2015
- Fewest: 0 (2017: at KSU; at USM)

#### Safeties Recorded:

1. 1 at Charleston Southern, 2013

#### Safeties allowed:

0

#### Quarterback hurries:

1. 10 at Marshall, 2016

#### Pass Breakups:

1. 9 at Campbell, 2014
- vs. FBS: 7, at Temple; at UTSA, 2016

#### Field Goals Made

1. 3 at Southern Miss, 2017
- 3 at Old Dominion, 2015
- 3 at Kentucky, 2015
3. 2 Six times (at Temple; at UTSA, 2016)

#### Field Goals Attempted

1. 5 at Elon, 2014
2. 4 at Old Dominion, 2015
- 4 at Gardner-Webb, 2014

#### Punting yardage

1. 379 at Campbell (10 punts), 2014
  2. 294 at Georgia State (6 punts), 2015
  3. 229 at FIU (5 punts), 2017
  - 229 at NC Central (7 punts), 2014
- Lowest: 54, at James Madison (2 punts), 2013

#### Punting yard avg.

1. 49.0 at Georgia State, 2015
  2. 45.8 at FIU, 2017
  3. 44.0 at Temple, 2016
- Lowest: 27.0, at James Madison, 2013

#GOLDSTANDARD	#ROCKSOLID	#GOLDSTANDARD	#ROCKSOLID
<b>Kickoff Return Yardage</b> 1. 199 at North Carolina Central, 2014 2. 166 at Gardner-Webb, 2014 3. 154 at Presbyterian, 2013 vs. FBS: 109, at Georgia State, 2015 Fewest: 17, at #19 KSU, 2017  <b>Kickoff Returns:</b> 1. 8 at North Carolina Central, 2014 vs. FBS: 5, twice (at Marshall, 2016)  <b>Kickoff Return TD:</b> 1. 1 at Gardner-Webb, 2014  <b>Punt Return Yardage</b> 1. 31 at #19 Kansas State, 2017 2. 28 at Southern Miss, 2016 3. 27 at FIU, 2015 Fewest: -3, twice (at Louisville, 2016)  <b>Punt Returns:</b> 1. 3 Six times (2017: at KSU, at ODU)  <b>Punt Return TD:</b> 1. 1 at FIU, 2015	<b>Kickoffs:</b> 1. 11 at Southern Miss, 2017 11 at Louisville, 2016 11 at Middle Tennessee, 2015 11 at Kentucky, 2015  <b>Fewest Kickoffs:</b> 1. 2 at Campbell, 2014  <b>Kickoff Yards:</b> 1. 683 at Middle Tennessee, 2015 2. 666 at Louisville, 2016  <b>Touchbacks (Kickoff):</b> 1. 5 at UTSA, 2016  <b>Out of bounds:</b> 1. 1 Six times (2017: at Southern Miss)		
<b>MISCELLANEOUS</b>			
<b>OPPONENT KICKING GAME:</b>			
<b>Most FG Attempted Without a Miss</b>			
1. 3 (3-3) at Southern Miss, 2017 3 (3-3) at Kentucky, 2015			
<b>Most FG Attempted Without a Make</b>			
1. 2 (0-2) at Charleston Southern, 2013			
<b>Field goals of 40+:</b>			
1. 3 at Old Dominion, 2015			
<b>Blocked FG Att.:</b>			
0			
<b>Blocked PAT:</b>			
1. 1 at Old Dominion, 2015			
<b>Two-Point conversion:</b>			
1. 1 at Southern Miss, 2017 1 at Old Dominion, 2015 1 at Charleston Southern, 2013			
<b>Most PAT Made Without a Miss</b>			
1. 10 (10-10) at Louisville, 2016 10 (10-10) at Middle Tennessee, 2015 2. 9 (9-9) at The Citadel, 2014			
<b>Most punts:</b>			
1. 10 at Campbell, 2014			
vs. FBS: 6, Six times (2017: at EMU; at ODU)			
<b>Fewest punts:</b>			
1. 2 Five times (2017: at WKU, USM)			
<b>Blocked punts:</b>			
1. 1 at Southern Miss, 2016			
<b>Fair catches:</b>			
1. 5 at Marshall, 2016			
<b>50+ punts:</b>			
1. 3 at Southern Miss, 2016 3 at Georgia State, 2015			
<b>Inside 20:</b>			
1. 4 at Gardner-Webb, 2014			
vs. FBS: 3, twice (at Southern Miss, 2016)			



# INDIVIDUAL STADIUM RECORDS

CHARLOTTE 49ERS CHARLOTTE 49ERS CHARLOTTE 49ERS

## RICHARDSON STADIUM RECORDS

### Charlotte Player Superlatives

#### Most Points

- 18 Hasaan Klugh (3 TD) vs. Middle Tennessee, 2016
- 18 Kalif Phillips (3 TD) vs. Johnson C. Smith, 2014
- 18 Kalif Phillips (3 TD) vs. Wesley, 2014
- 18 Kalif Phillips (3 TD) vs. Morehead State, 2014
- 14 Blake Brewer (3-3 FG; 5-5 PAT) vs. Johnson C. Smith, 2014
- 14 Blake Brewer (3-3 FG; 5-5 PAT) vs. Campbell, 2013

#### Most Touchdowns

- 3 Hasaan Klugh vs. Middle Tennessee, 2016
- 3 Kalif Phillips vs. Johnson C. Smith, 2014
- 3 Kalif Phillips vs. Wesley, 2014
- 3 Kalif Phillips vs. Morehead State, 2014

#### Rushing Touchdowns

- 3 Hasaan Klugh vs. Middle Tennessee, 2016
- 3 Kalif Phillips vs. Johnson C. Smith, 2014
- 3 Kalif Phillips vs. Wesley, 2014
- 3 Kalif Phillips vs. Morehead State, 2014

#### Receiving Touchdowns

- 2 Richard Murphy vs. UTSA, 2015
- 2 Austin Duke vs. #25 Charleston Southern, 2014
- 2 Austin Duke v. Chowan, 2013
- 2 Austin Duke v. Gardner-Webb, 2013
- 2 CJ Crawford v. Gardner-Webb, 2013
- 2 CJ Crawford v. UNC Pembroke, 2013

#### Passing Touchdowns

- 5 Matt Johnson v. Chowan, 9/7/13
- 5 Matt Johnson v. Gardner-Webb, 10/5/13
- 3 Hasaan Klugh v. NC A&T, 9/16/17
- 3 Kevin Olsen vs. Elon, 9/10/16
- 3 Matt Johnson v. Campbell, 8/31/13
- 3 Matt Johnson v. UNC Pembroke, 10/12/13

#### Yards all-Purpose

- 254 Damarrell Alexander, vs. #2/#3 Coastal Caroliona, 2014
- 251 Austin Duke vs. #25 Charleston Southern, 2014
- 220 Kalif Phillips vs. James Madison, 2014
- 196 Kalif Phillips vs. #25 Charleston Southern, 2014

#### Yards Rushing

- 196 Kalif Phillips vs. #25 Charleston Southern, 2014
- 187 Kalif Phillips vs. Morehead State, 2014
- 173 Kalif Phillips vs. Wesley, 2014
- vs. FBS: 159, Kalif Phillips vs. FAU, 2015

#### Rush Attempts

- 36 Kalif Phillips vs. Wesley, 2014
- vs. FBS: 29, Kalif Phillips vs. FAU, 2015

#### Yards per Rush

- 15.8 Ben LeMay (79 yds; 5 r) vs. Elon, 9/10/16
- 10.4 Kalif Phillips (187 yds; 18 r) vs. Morehead State, 2014

#### Yards Receiving

- 251 Austin Duke vs. #25 Charleston Southern, 2014
- 166 Austin Duke vs. Presbyterian, 2015
- 162 Austin Duke vs. James Madison, 2014

- 128 Austin Duke v. UNC Pembroke, 10/12/13
- 112 Austin Duke vs. Middle Tennessee, 11/19/16
- 110 Workpeh Kofa vs. NC A&T, 9/16/17
- 107 Trent Bostick v. Gardner-Webb, 10/5/13

#### Receptions

- 12 Austin Duke vs. #25 Charleston Southern, 2014
- 9 Austin Duke vs. Eastern Michigan, 9/17/16

#### Receiving Yards Per Catch (min. 3 catches)

- 30.7 Richard Murphy (92 yds; 3 rec.) vs. Morehead State, 2014
- 25.8 Austin Duke (103 yds; 4 rec.) vs. Elon, 9/10/16
- 23.1 Austin Duke (162 yds; 7 rec.) vs. James Madison, 2014

#### Yards Passing

- 342 Matt Johnson v. Gardner-Webb, 2013
- 335 Matt Johnson v. NC Central, 2013
- 305 Matt Johnson vs. #25 Charleston Southern, 2014

#### Pass Attempts

- 52 Matt Johnson v. NC Central, 2013
- 49 Hasaan Klugh vs. Middle Tennessee, 11/19/16

#### Pass Completions

- 35 Matt Johnson v. NC Central, 2013

#### Pass Completion Pct.

- .782 (1925) Kevin Olsen vs. Elon, 9/10/16
- .767 (23-30) Matt Johnson vs. Chowan, 2013
- .722 (13-18) Matt Johnson vs. Johnson C. Smith, 2014
- .727 (8-11) Matt Johnson vs. Presbyterian, 2015
- .700 (21-30) Lee McNeill vs. Wesley, 2014

#### Pass Yards Per Completion

- 23.8 Matt Johnson (187 yds; 8 comp.) vs. Presbyterian, 2015
- 23.2 Matt Johnson (116 yds; 5 comp) vs. UTSA, 11/14/15

#### Interceptions Thrown

- 5 Matt Johnson v. NC Central, 2013
- 4 Lee McNeill vs. Florida Atlantic, 2015

#### Pass Interception Pct. (Low)

- .000 (0 INT; 49 att.) Hasaan Klugh vs. Middle Tennessee, 11/19/16
- .000 (0 INT; 46 att.) Matt Johnson vs. #24/#25 Gardner-Webb

#### Pass Interception Pct. (High)

- .129 (4 INT; 31 att.) Lee McNeill vs. FAU, 2015

#### Two-Point Conversions

- 1 Chris Montgomery vs. NC A&T, 9/16/17 (pass)
- 1 Hasaan Klugh vs. UAB, 10/21/17 (pass)
- 1 Hasaan Klugh vs. Middle Tennessee, 11/19/16 (pass)
- 1 CJ Crawford vs. Campbell, 8/31/13 (rush)
- 1 Lee McNeill vs. UNC Pembroke, 10/12/13 (rush)

#### Two-Point Rush

- 1 CJ Crawford vs. Campbell, 8/31/13
- 1 Lee McNeill vs. UNC Pembroke, 10/12/13

#### Two-Point Pass

- 1 Austin Duke to H. Klugh vs. Middle Tennessee, 11/19/16
- 1 Hasaan Klugh to Chris Montgomery vs. NC A&T, 9/16/17 (pass)
- 1 Chris Montgomery to Hasaan Klugh vs. UAB, 10/21/17 (pass)

#### Two-Point Reception

- 1 Chris Montgomery vs. NC A&T, 9/16/17 (pass)
- 1 Hasaan Klugh vs. UAB, 10/21/17 (pass)
- 1 Hasaan Klugh from A. Duke to vs. Middle Tennessee, 11/19/16

#### Defensive Extra Point

- 0

#GOLDSTANDARD	#ROCKSOLID	#GOLDSTANDARD	#ROCKSOLID
<b>Tackles</b> 17 Ben DeLuca vs. Marshall, 2017 16 Ben DeLuca vs. Florida Atlantic, 2017 15 Quinton Jordan, vs. Florida Atlantic, 2017 15 Dustin Crouser vs. Wesley, 2014 13 Jeff Gemmell vs. Florida Atlantic, 2017 13 Branden Dozier vs. Temple, 2015 13 Micah Bryan v. UNC Pembroke, 2013  <b>Solo Tackles</b> 11 Ben DeLuca vs. Rice, 11/12/16 10 Ed Rolle vs. Rice, 11/12/16 10 Micah Bryan v. UNC Pembroke, 2013 10 Caleb Clayton-Molby v. GWU, 2013  <b>Tackles For Loss</b> 4.5 Larry Ogunjobi vs. FIU, 10/15/16 4.5 Larry Ogunjobi vs. UTSA, 2015 4.0 Larry Ogunjobi vs. FAU, 2015 3.0 Daquan Lucas v. Morehead State, 2014 3.0 Tanner Fleming v. Johnson C. Smith, 2014 3.0 Terry Caldwell v. NC Central, 2013 3.0 Greg Cunningham Jr. v. Chowan, 2013  <b>Tackles For Loss Yards</b> 38 Alex Petzke vs. #24/#25 Gardner-Webb, 2013  <b>Sacks</b> 2.0 Zach Duncan vs. NC A&T, 2017 2.0 Zach Duncan vs. Presbyterian, 2015 2.0 Daquan Lucas vs. UTSA, 2015 2.0 Karrington King v. Morehead State, 2014 2.0 Mark Pettit v. Johnson C. Smith, 2014  <b>Sack Yardage</b> 18 Mark Pettit (2 sacks) vs. JC Smith, 2014  <b>Takeaways</b> 2 Greg Cunningham (1 FR; 1 INT) vs. #25 Charleston Southern 2014 2 Micah Bryan (1 FR, 1 INT) vs. Chowan, 2013  <b>Interceptions</b> 1  <b>Interception Return Yards</b> 48 Anthony Covington vs. Rice, 11/12/16 48 Prince Mayela vs. Johnson C. Smith, 2014  <b>Interception Return TDs</b> 1 Terrance Winchester vs. Rice, 11/12/16 1 Tank Norman vs. FAU, 2015 1 Prince Mayela vs. Johnson C. Smith, 2014 1 Mark Hogan vs. Campbell, 2013  <b>Forced Fumbles</b> 2 Ben DeLuca vs. Florida Atlantic, 2017  <b>Fumbles Recovered</b> 1  <b>Fumbles Return Yards</b> 59 Ben DeLuca vs. Elon, 9/10/16 26 Ben DeLuca vs. UAB, 10/21/17  <b>Fumble Return TDs</b> 1 Ben DeLuca vs. Elon, 9/10/16  <b>Safety recorded</b> 1 Terry Caldwell vs. Chowan, 2013 1 Alex Petzke vs. #24/#25 Gardner-Webb, 2013  <b>Quarterback Hurries</b> 4 Alex Highsmith vs. Middle Tennessee, 11/11/17 4 Tyriq Harris vs. Rice, 11/12/16 4 Brandon Banks vs. #24/#25 Gardner-Webb, 2013		<b>Pass Breakups</b> 3 Ben DeLuca vs. Old Dominion, 10/1/16  <b>Blocked Kicks</b> 1 Larry Ogunjobi vs. Temple, 10/2/15 (PAT) 1 Juwan Foggie vs. Wesley, 11/15/14 (punt) 1 Nico Alcalde vs. #25 Charleston Southern, 9/27/14 (FG) 1 DaQuavius Reid vs. Johnson C. Smith, 9/6/14 (FG) 1 Terrence Winchester vs. North Carolina Central, 9/14/13 (FG) 1 Nico Alcalde vs. North Carolina Central, 9/14/13 (PAT)  <b>Points (Kicking Game)</b> 14 Blake Brewer vs. Johnson C. Smith (3-3 FG; 5-5 PAT), 2014 14 Blake Brewer vs. Campbell (3-3 FG; 5-5 PAT), 2013  <b>Field Goals Made</b> 3 Blake Brewer vs. Johnson C. Smith (3-3 FG), 2014 3 Blake Brewer vs. Campbell (3-3 FG), 2013  <b>Field Goals Attempted</b> 4 Blake Brewer vs. UTSA (2-4 FG), 11/14/15  <b>Field Goal Pct.</b> 1.00 (3-3) Blake Brewer vs. Johnson C. Smith, 2014 1.00 (3-3) Blake Brewer vs. Campbell, 2013 Lowest: .000 (0-2) Nigel Macauley vs. Georgia State, 2017  <b>Field Goals Blocked</b> 1 Nigel Macauley vs. Marshall, 2017 1 Blake Brewer vs. Middle Tennessee, 11/19/16 1 Blake Brewer vs. North Carolina Central, 2013 1 Blake Brewer vs. Gardner-Webb, 2013 1 Blake Brewer vs. UNC Pembroke, 2013  <b>Field Goals Missed</b> 2 Nigel Macauley vs. Georgia State, 2017 2 Blake Brewer, 4 times (3 in 2015)  <b>PAT Made</b> 6 Blake Brewer vs. Morehead State (6-6), 2014 6 Blake Brewer vs. Chowan (6-6), 2013 6 Blake Brewer vs. Gardner-Webb (6-6), 2013  <b>PAT Attempts</b> 6 Stephen Muscarello vs. Elon (5-6), 9/10/16 6 Blake Brewer vs. Morehead State (6-6), 2014 6 Blake Brewer vs. Chowan (6-6), 2013 6 Blake Brewer vs. Gardner-Webb (6-6), 2013  <b>PAT Pct.</b> 1.00 (6-6) Blake Brewer vs. Morehead State, 2014 Lowest : .000 (0-1) Kyle Corbett vs. Florida Atlantic, 2017  <b>PAT Blocked</b> 1 Stephen Muscarello vs. FIU, 10/15/16  <b>PAT Missed</b> 1  <b>Punts</b> 9 Arthur Hart vs. Southern Miss, 2015  <b>Punt Yardage</b> 379 Arthur Hart vs. FAU, 2015  <b>Punt Average</b> 48.6 Arthur Hart vs. Florida Atlantic, 11/25/17  <b>Punts Inside the 20</b> 4 Arthur Hart vs. Elon, 9/10/16 4 Arthur Hart vs. Marshall, 2015  <b>Punts Fair Catches</b> 5 Arthur Hart vs. Middle Tennessee, 11/11/17  <b>Punt Touchbacks</b> 2 Arthur Hart vs. FAU, 2015	



#GOLDSTANDARD

#ROCKSOLID

#GOLDSTANDARD

#ROCKSOLID

## Punts of 50+

3 Arthur Hart vs. Georgia State, 9/23/17

## Punts Blocked

1 Arthur Hart vs. Temple, 2015

## Kicks

10 Blake Brewer vs. Johnson C. Smith, 2014

## Kick Yardage

629 Blake Brewer vs. Johnson C. Smith, 2014

## Kick Average

67.9 Blake Brewer vs. Presbyterian, 2015

## Kick Touchbacks

4 Blake Brewer vs. Johnson C. Smith, 2014

## Kicks Out of Bounds

1 Blake Brewer vs. #24/#25 Gardner-Webb, 10/5/13

## Kickoff Returns

9 Damarrell Alexander vs. #2/#3 Coastal Carolina, 2014

## Kickoff Return Yardage

220 Damarrell Alexander vs. #2/#3 Coastal Carolina, 2014

## Kickoff Return Average

53.0 Mikel Hunter (106 yds; 2 ret.) vs. Chowan, 2013

## Kickoff Return TD

1 Damarrell Alexander vs. #2/#3 Coastal Carolina, 2014

1 Mikel Hunter vs. Chowan, 9/7/13

## Punt Returns

5 Nate Mullen vs. UAB, 10/21/17

## Punt Return Yardage

43 Ardy Holmes vs. #25 Charleston Souther, 2014

## Punt Return Average

21.0 Corey Nesmith Jr. vs. Morehead State, 2014

## Punt Return TD

0

## Two 100-Yard Rushers

vs. Morehead State, Nov. 22, 2014

Kalif Phillips, 187; Damarrell Alexander, 107

## Two 100-Yard Receivers

0

## Two Blocked Kicks in a game:

vs. North Carolina Central, 9/14/13

Terrance Winchester blocks FG; Nico Alcalde blocks PAT



# C-USA RECORDS

## TEAM SINGLE GAME

CHARLOTTE 49ERS CHARLOTTE 49ERS

### TEAM GAME SUPERLATIVES

#### Most Points

1. 38 at Southern Miss (W, 38-27), 2016
2. 34 at Old Dominion (L, 34-37), 2015
3. 31 vs. Middle Tennessee (L, 31-38), 2016
- 31 at FIU (L, 31-48), 2015
5. 29 vs. FIU (L, 29-30), 2017

#### Fewest Points

1. 0 at Old Dominion (L, 0-6), 2017
2. 3 vs Marshall (L, 3-14), 2017
3. 7 vs. Florida Atlantic (L, 17-7), 2015
- 7 at Rice (L, 27-7), 2015
5. 10 vs. Southern Miss (L, 44-10), 2015
- 10 vs. Marshall (L, 34-10), 2015

#### Most Touchdowns

1. 5 at Southern Miss, 2016

#### Most Touchdowns Rushing

1. 4 at Old Dominion, 2015

#### Most Touchdowns Passing/Receiving

1. 3 at Florida Atlantic, 2013
- 3 at FIU, 2015
- 3 vs. UTSA, 2015

#### Most Players with a Touchdown

1. 5 at Southern Miss, 2016  
(Klugh, Washington, Montgomery, Ford II, Rolle)
2. 4 at Florida Atlantic, 2016  
(Klugh, Duke, Ford II, Bolus)

#### Most Players with a Rushing Touchdown

1. 3 at Southern Miss, 2016  
(Klugh, Washington, Montgomery)
- 3 at Old Dominion, 2015  
(Phillips, 2, Buie, Johnson)

#### Most Players with a Receiving Touchdown

1. 3 at Florida Atlantic, 2016  
(Duke, Ford II, Bolus)

#### Most Players with a Passing Touchdown

1. 3 at FIU, 2015  
(Barden, Johnson, McNeill)

#### Total Offense Plays

1. 106 vs. Old Dominion, 2015
  2. 95 vs. Middle Tennessee, 2016
  3. 86 at FIU, 2015
- Lowest: 49, at Old Dominion, 2017

#### Total Offense

1. 536 at Old Dominion, 2015
- Lowest: 200, vs. Florida Atlantic, 2015

#### Total Offense/Play

1. 6.8 at Florida Atlantic, 2016
- Lowest: 2.4, vs. Florida Atlantic, 2015

#### Rushing Attempts

1. 70 at Old Dominion, 2015
  2. 54 vs. UTSA, 2015
  3. 50 at Marshall, 2016
  4. 49 Four times (2017: at FIU; vs. UAB)
- Fewest: 19, at UTSA, 2016

#### Yards Rushing

1. 349 at FIU, 2017
  2. 309 at Old Dominion, 2015
  3. 303 at Southern Miss, 2016
- Lowest: 8, at UTSA, 2016

#### Rushing yards/rush

1. 7.3 at WKU, 2017
  2. 7.1 at FIU, 2017
  3. 6.6 at Southern Miss, 2016
  - 6.6 at Campbell, 2014
- Lowest: 0.4 at UTSA, 2016

#### Pass Completions

1. 25 at FIU, 2015
2. 24 at Old Dominion, 2015
3. 22 vs. Middle Tennessee, 2016

#### Pass Attempts

1. 50 vs. Middle Tennessee, 2016
  2. 44 at UTSA, 2016
- Fewest: 17, at Florida Atlantic, 2016

#### Pass Completion Pct.

1. .824 at Florida Atlantic (14-17), 2016
  2. .677 vs. FIU (21-31), 2016
  3. .667 at Old Dominion (24-36), 2015
- Lowest: .324, vs. Florida Atlantic (11-34), 2015

#### Yards Passing/Receiving

1. 264 at FIU, 2015
2. 258 vs. Middle Tennessee, 2017
3. 243 vs. UTSA, 2015
4. 239 vs. Middle Tennessee, 2016
5. 229 at UTSA, 2016

#### Yards Receiving/Catch

1. 17.1 vs. Florida Atlantic, 2017
  2. 16.2 vs. UTSA, 2015
  3. 15.9 at Florida Atlantic, 2016
  4. 15.3 at UTSA, 2016
  5. 14.3 vs. Middle Tennessee, 2017
- Lowest: 6.7, at WKU, 2017

#### Most First Downs

1. 31 at Old Dominion, 2015
  2. 27 at FIU, 2015
- Fewest: 8, at Old Dominion, 2017

#### Turnovers Forced

1. 5 vs. FAU, 2015
5. 3 multiple times (vs. UTSA 2015)

#### Fumbles Forced

1. 4 vs. FAU, 2015
- 4 at Old Dominion, 2015

#### Fumbles Recovered

1. 3 vs. FAU, 2015

#### Fumble Return Yards

1. 26 vs. UAB, 2017
2. 21 vs. Marshall, 2017

#### Fumble Return for TD

1. 1 at UTSA, 2016

#### Interceptions

1. 3 at Southern Miss, 2016
- 3 vs. UTSA, 2015

#### Interception Return Yards

1. 89 vs. Rice, 2016

#### Interception Return For TD

1. 1 vs. Rice, 2016
- 1 vs. FAU, 2015

#### Turnovers Committed

1. 7 at Middle Tennessee, 2015
- 7 vs. FAU, 2015

#### Fumbles Lost

1. 3 at Middle Tennessee, 2015

#### Interceptions Thrown

1. 6 vs. FAU, 2015
2. 4 at Middle Tennessee, 2015
3. 3 vs. Southern Miss, 2015

#### Two-Point Conversions

1. 1 vs. UAB, 2017 (pass)
- 1 vs. Middle Tennessee, 11/19/16 (pass)

#### Two-Point Rush

None

#### Two-Point Pass/Reception

1. 1 vs. UAB, 2017 (pass)
- 1 vs. Middle Tennessee, 11/19/16

#### Defensive Extra Point

0

#### Tackles

1. 104 vs. Old Dominion, 2017
2. 97 vs. Florida Atlantic, 2017
3. 93 at Rice, 2015

#### Solo Tackles

1. 67 vs. Middle Tennessee, 2015

#### Tackles For Loss

1. 13 vs. UTSA, 2015
2. 10 vs. Florida Atlantic 2015
3. 8 at Middle Tennessee, 2015

#### Tackles For Loss Yardage

1. 69 vs. UTSA, 2015

#### Sacks

1. 5 vs. UTSA, 2015

#### Sack Yardage

1. 34 vs. UTSA, 2015
2. 25 at WKU, 2017
3. 22 at Middle Tennessee, 2015
- 22 vs. FAU, 2015

#### Safeties Recorded

None

#### Safeties allowed

None



# C-USA RECORDS

## TEAM SINGLE GAME

CHARLOTTE 49ERS CHARLOTTE 49ERS

### Quarterback hurries

- 11 vs. Rice, 11/12/16

### Pass Breakups

- 8 vs. Middle Tennessee, 2017  
8 vs. Southern Miss, 2015  
8 vs. Marshall, 2015

### Points (Kicking Game)

- 10 vs. Old Dominion, 2015

### Field Goals Made

- 2 multiple times

### Field Goals Attempted

- 4 vs. UTSA, 2015

### Field Goal Pct.

- 1.000 (1-1) four times  
2. .667 (2-3) three times

### Lowest:

.000 (0-3), at Rice, 2015

### Most FG Attempted Without a Miss

- 1

### Most FG Attempted Without a Make

- 3 (0-3), at Rice, 2015

### Field Goals Blocked

- 1 (2017: vs. Mar.; at WKU)

### Field Goals Missed

- 3 at Rice (0-3), 2015  
2 vs. Southern Miss (1-3), 2015  
2 vs. UTSA (2-4), 2015

### Field goals made of 40+

- 1 vs. FAU (56); UTSA (41), 2015

### PAT Made

- 5 at Southern Miss (5-5), 2016

### PAT Attempts

- 5 at Southern Miss (5-5), 2016

### PAT Pct.

- 1.000 (5-5), at Southern Miss, 2016

### Most PAT Made Without a Miss

- 5 at Southern Miss (5-5), 2016

### Blocked PAT Attempts

- 1 vs. FIU, 2016

### Punts

- 9 at WKU, 2017  
9 at UTSA, 11/26/16  
9 vs. Southern Miss, 2015

### Punting yardage

- 380 at WKU, 2017  
2. 379 vs. FAU, 2015  
3. 345 at Old Dominion, 2017  
345 vs. Southern Miss, 2015

### Punting yard avg.

- 48.6 vs. FAU (7 p, 340 yds), 2017  
2. 47.4 vs. FAU (8 p; 379 yds), 2015

### Punts Inside the 20

- 3 multiple times

### Punts for Fair Catches

- 6 at UTSA, 2016

### Punt for Touchbacks

- 2 at Old Dominion, 2017  
2 vs. FAU, 2015

### Punts of 50+

- 3 at Southern Miss, 2017

### Punts Blocked

- 1 at FIU, 2015

### Kicks

- 7 at Southern Miss, 2016  
7 at Old Dominion, 2015

### Kick Yardage

- 441 at Old Dominion, 2015  
2. 417 at Southern Miss, 2016

Fewest: 80, at Rice, 2015

### Kick Touchbacks

- 3 vs. Middle Tennessee, 2017  
3 at Southern Miss, 2016  
3 at Old Dominion, 2015

### Kicks Out of Bounds

- 1 at FIU, 2017  
1 at Southern Miss, 2017

### Kickoff Returns

- 9 vs. Old Dominion, 2016

### Kickoff Return Yardage

- 208 at Middle Tennessee, 2015

### Kickoff Return Average

- 30.2 at Southern Miss, 2017  
2. 26.5 vs. UAB, 2017  
26.5 vs. UTSA, 2015

Lowest: 0, at Florida Atlantic, 2016 (0 ret.)

### Kickoff Return TD

- 1 at Middle Tennessee, 2015

### Punt Returns

- 5 vs. UAB, 2017

### Punting Return Yardage

- 31 vs. UAB, 2017

### Punting Return Average

- 24.0 at Middle Tennessee, 2015

### Punt Return TD

- 1 at Southern Miss, 2016

**#GOLDSTANDARD**
**#ROCKSOLID**
**#GOLDSTANDARD**
**#ROCKSOLID**

# C-USA RECORDS

# TEAM SEASON

CHARLOTTE 49ERS CHARLOTTE 49ERS

## SINGLE SEASON TEAM RECORDS

### Points

1.	202	2016
2.	140	2015
3.	125	2017

### Points Per Game

1.	25.2	2016
2.	17.5	2015
3.	15.6	2017

### Points Allowed

1.	310	2015
2.	251	2017
3.	246	2016

### Points Allowed Per Game

1.	38.8	2015
2.	31.3	2017
3.	30.8	2016

### Touchdowns

1.	26	2016
2.	17	2017
	17	2015

### Touchdowns Allowed

1.	40	2015
2.	32	2017
	32	2016

### Rushing Touchdowns

1.	14	2016
2.	11	2017
3.	8	2015

### Rushing Touchdowns Allowed

1.	15	2016
2.	14	2017
	14	2015

### Passing/Receiving Touchdowns

1.	9	2016
2.	7	2015
3.	6	2017

### Passing/Receiving Touchdowns Allowed

1.	21	2015
2.	17	2016
3.	16	2017

### Defensive Touchdowns

1.	1	2016
	1	2015
3.	0	2017

### Defensive Touchdowns Allowed

1.	3	2015
2.	2	2017
3.	0	2016

### Kick/Punt Return Touchdowns

1.	1	2016 (punt)
	1	2015 (kick)
3.	0	2017

### Kick/Punt Return Touchdowns Allowed

1.	2	2015
2.	0	2017
	0	2016

### Touchdowns on Fake Field Goal

1.	0	
----	---	--

### Players with a Touchdown

1.	9	2016
2.	8	2015
3.	6	2017

### Players with a Rushing Touchdown

1.	5	2015
2.	4	2016
3.	3	2017

### Players with a Passing Touchdown

1.	3	2015
2.	2	2016
3.	1	2017

### Players with a Receiving Touchdown

1.	5	2016
2.	4	2017
3.	3	2015

### Players with a Defensive Touchdown

1.	1	2016
	1	2015
3.	0	2017

### Players with a Special Teams Touchdown

1.	1	2016
	1	2015
3.	0	2017

### Total Offense Plays

1.	632	2015
2.	601	2016
3.	485	2017

### Opponent Offense Plays

1.	639	2015
2.	620	2016
3.	597	2017

### Total Offense

1.	2928	2016
2.	2576	2015
3.	2481	2017

### Total Offense/Play

1.	5.1	2017
2.	4.9	2016
3.	4.1	2015

### Total Offense/Game

1.	366.0	2016
2.	322.0	2015
3.	310.1	2017

### Total Offense Allowed

1.	3780	2017
2.	3658	2015
3.	3493	2016

### Total Offense/Play Allowed

1.	6.2	2017
2.	5.7	2015
3.	5.6	2016

### Total Offense/Game Allowed

1.	472.5	2017
2.	457.2	2015
3.	436.6	2016

### Rushing Attempts

1.	370	2015
2.	340	2016
3.	285	2017

### Yards Rushing

1.	1525	2017
2.	1446	2016
3.	1232	2015

### Rushing yards/rush

1.	4.8	2017
2.	4.3	2016
3.	3.3	2015

### Rushing yards/game

1.	180.8	2016
2.	169.9	2017
3.	154.0	2015

### Opponent Rushing Attempts

1.	345	2017
2.	344	2015
3.	272	2016

### Opponent Yards Rushing

1.	1876	2017
2.	1470	2015
3.	1070	2016

### Opponent Rushing yards/rush

1.	5.1	2017
2.	4.3	2015
3.	3.9	2016

### Opponents Rushing yards/game

1.	220.0	2017
2.	183.8	2015
3.	133.8	2016

### Pass Completions

1.	133	2015
2.	132	2016
3.	95	2017

### Pass Attempts

1.	262	2015
2.	261	2016
3.	200	2017

### Pass Completion Pct.

1.	.508	2015 (133-262)
2.	.506	2016 (132-261)
3.	.475	2017 (95-200)

### Yards Passing/Receiving

1.	1482	2016
2.	1344	2015
3.	1122	2017



**#GOLDSTANDARD**
**#ROCKSOLID**
**#GOLDSTANDARD**
**#ROCKSOLID**

# C-USA RECORDS

# TEAM SEASON

CHARLOTTE 49ERS CHARLOTTE 49ERS

**Yards Receiving/Pass**

1. 5.7 2016
2. 5.6 2017
3. 5.1 2015

**Yards Receiving/Catch**

1. 11.8 2017
2. 11.2 2016
3. 10.1 2015

**Yards Receiving/Game**

1. 185.2 2016
2. 168.0 2015
3. 140.2 2017

**Opponent Pass Completions**

1. 214 2016
2. 185 2015
3. 174 2017

**Opponent Pass Attempts**

1. 348 2016
2. 298 2015
3. 252 2017

**Opponent Pass Completion Pct.**

1. .690 2017 (174-252)
2. .627 2015 (185-295)
3. .615 2016 (214-348)

**Opponent Yards Passing/Receiving**

1. 2423 2016
2. 2188 2015
3. 2020 2017

**Opponent Yards Receiving/Pass**

1. 8.0 2017
2. 7.4 2015
3. 7.0 2016

**Opponent Yards Receiving/Catch**

1. 11.8 2015
2. 11.6 2017
3. 11.3 2016

**Opponent Yards Receiving/Game**

1. 302.9 2016
2. 273.5 2015
3. 252.5 2017

**First Downs**

1. 159 2016
2. 157 2015
3. 104 2017

**Opponent First Downs**

1. 194 2017
2. 189 2015
3. 188 2016

**Turnovers Forced**

1. 16 2016
- 16 2015
3. 8 2017

**Fumbles Forced**

1. 11 2015
2. 8 2017
3. 3 2016

**Fumbles Recovered**

1. 8 2015
2. 7 2017
3. 4 2016

**Fumble Return Yards**

1. 57 2017
2. 3 2016
3. 0 2015

**Fumble Return for TD**

0

**Interceptions**

1. 12 2016
2. 8 2015
3. 1 2017

**Interception Return Yards**

1. 145 2016
2. 31 2015
3. 0 2017

**Interception Return For TD**

1. 1 2016
- 1 2015
3. 0 2017

**Opponent Turnovers Forced**

1. 25 2015
2. 10 2016
3. 8 2017

**Opponent Fumbles Forced**

1. 12 2015
2. 6 2016
3. 3 2017

**Opponent Fumbles Recovered**

1. 7 2015
2. 6 2016
3. 1 2017

**Opponent Fumble Return Yards**

1. 31 2015
2. 25 2016
3. 6 2017

**Opponent Fumble Return for TD**

0

**Opponent Interceptions**

1. 18 2015
2. 7 2017
3. 4 2016

**Opponent Interception Return Yards**

1. 321 2015
2. 160 2017

3. 63 2016

**Opponent Interception Return For TD**

1. 3 2015
2. 2 2017
3. 1 2016

**Two-Point Conversions**

1. 1 2017
- 1 2016
3. 0 2015

**Two-Point Conversion Attempts**

1. 1 2017
- 1 2016
3. 0 2015

**Two-Point Rush**

1. 0

**Two-Point Pass/Reception**

1. 1 2017
- 1 2016
2. 0 2015

**Defensive Extra Point**

0

**Opponent Two-Point Conversions**

1. 1 2017
- 1 2015
2. 0 2016

**Opponent Two-Point Conversion Attempts**

1. 5 2016
2. 2 2017
3. 1 2015

**Opponent Two-Point Rush**

1. 0

**Opponent Two-Point Pass/Reception**

1. 1 2017
- 1 2015
3. 0 2016

**Opponent Defensive Extra Point**

0

**Tackles**

1. 648 2017
2. 599 2016
3. 561 2015

**Solo Tackles**

1. 393 2015
2. 317 2016
3. 316 2017

**Tackles For Loss**

1. 51 2015
2. 37 2016
3. 33 2017

**Tackles For Loss Yardage**

1. 182 2015
2. 144 2016
3. 107 2017

**Sacks**

1. 14 2015
2. 12 2016
3. 7 2017

**Sack Yardage**

1. 96 2015



#GOLDSTANDARD	#ROCKSOLID	#GOLDSTANDARD	#ROCKSOLID
2. 68 2016	1. 2 2017	<b>Opponent Field Goals Attempted</b>	
3. 45 2017	2. 2 2016	1. 19 2015	
<b>Safeties Recorded</b>	3. 1 2015	2. 12 2017	
1. 0 2016	<b>Blocked Punts (by 49ers defense)</b>	12 2016	
0 2015	1. 1 2016	<b>Opponent Field Goal Pct.</b>	
<b>Opponent Tackles</b>	<b>Blocked Punts (by Opponents' defense)</b>	1. .750 (9-12) 2017	
1. 629 2015	1. 1 2015	.750 (9-12) 2016	
2. 591 2016	<b>Blocked PATs (by 49ers defense)</b>	3. .579 (11-19) 2015	
3. 463 2017	1. 1 2015	<b>Opponent Field Goals Missed</b>	
<b>Opponent Solo Tackles</b>	<b>Blocked PATs (by Opponents' defense)</b>	1. 8 2015	
1. 391 2015	0	2. 3 2017	
2. 295 2016	<b>Points (Kicking Game)</b>	3 2016	
3. 250 2017	1. 44 2016	<b>Opponent Field goals of 40+</b>	
<b>Opponent Tackles For Loss</b>	2. 38 2015	1. 4 2015	
1. 71 2015	3. 21 2017	2. 2 2017	
2. 58 2016	<b>Field Goals Made</b>	3. 1 2016	
3. 51 2017	1. 7 2015	<b>Opponent PAT Made</b>	
<b>Opponent Tackles For Loss Yardage</b>	7 2016	1. 35 2015	
1. 289 2015	2. 3 2017	2. 30 2017	
2. 240 2016	<b>Field Goals Attempted</b>	3. 27 2016	
3. 165 2017	1. 17 2015	<b>Opponent PAT Attempts</b>	
<b>Opponent Sacks</b>	2. 10 2016	1. 39 2015	
1. 29 2015	3. 9 2017	2. 30 2017	
2. 17 2016	<b>Field Goal Pct.</b>	3. 27 2016	
3. 12 2017	1. .700 (7-10) 2016	<b>Opponent PAT Pct.</b>	
<b>Opponent Sack Yardage</b>	2. .412 (7-17) 2015	1. 1.000 (30-30) 2017	
1. 169 2015	3. .333 (3-9) 2017	2. 1.000 (27-27) 2016	
2. 111 2016	<b>Field Goals Missed</b>	3. .897 (35-39) 2015	
3. 85 2017	1. 10 2015	<b>Opponent Missed PAT (includes blocked)</b>	
<b>Opponent Safeties Recorded</b>	2. 7 2017	1. 4 2015	
1. 0	3. 3 2016	2. 0 2017	
<b>Quarterback hurries</b>	<b>Field goals of 40+</b>	0 2016	
1. 36 2016	1. 2 2015	<b>Punts</b>	
2. 28 2017	2. 0 2017	1. 58 2017	
3. 24 2015	0 2016	2. 54 2015	
<b>Pass Breakups</b>	<b>PAT Made</b>	3. 48 2016	
1. 42 2016	1. 23 2016	<b>Punting yardage</b>	
2. 32 2015	2. 17 2015	1. 2494 2017	
3. 23 2017	3. 12 2017	2. 2081 2015	
<b>Opponent Quarterback hurries</b>	<b>PAT Attempts</b>	3. 1821 2016	
1. 33 2017	1. 25 2016	<b>Punting yard avg.</b>	
2. 32 2016	2. 17 2015	1. 43.0 2017	
3. 19 2015	3. 14 2017	2. 38.5 2015	
<b>Opponent Pass Breakups</b>	<b>PAT Pct.</b>	3. 37.9 2016	
1. 40 2015	1. 1.000 (17-17) 2015	<b>Punts Inside the 20</b>	
2. 39 2016	2. .920 (23-25) 2016	1. 19 2017	
3. 28 2017	3. .857 (12-14) 2017	2. 14 2015	
<b>Blocked Kicks (by 49ers defense)</b>	<b>Missed PAT (includes blocked)</b>	3. 12 2016	
1. 1 2016	1. 2 2017	<b>Punts for Fair Catches</b>	
1 2015	2 2016	1. 26 2015	
3. 0 2017	2. 0 2015	2. 25 2017	
<b>Blocked Kicks (by Opponents' defense)</b>	<b>Opponent Points (Kicking Game)</b>	3. 14 2016	
1. 3 2016	1. 68 2015	<b>Punt for Touchbacks</b>	
2. 2 2017	2. 57 2017	1. 7 2017	
2 2015	3. 54 2016	2. 3 2015	
<b>Blocked FGs (by 49ers defense)</b>	<b>Opponent Field Goals Made</b>	3. 2 2016	
1. 0	1. 11 2015	<b>Punts of 50+</b>	
<b>Blocked FGs (by Opponents' defense)</b>	2. 9 2017	1. 14 2017	
	9 2016	2. 5 2015	
		3. 3 2016	





#GOLDSTANDARD	#ROCKSOLID	#GOLDSTANDARD	#ROCKSOLID
<b>Punts Blocked</b>	<b>Opponent Kick Yardage</b>	<b>Opponent Kickoff Return TD</b>	
1. 1 2015	1. 3485 2015	1. 1 2015	
2. 0 2017	2. 2970 2017	2. 0 2017	
0 2016	3. 2929 2016	0 2016	
<b>Opponent Punts</b>	<b>Opponent Kick Average</b>	<b>Opponent Punt Returns</b>	
1. 41 2016	1. 63.2 2017	1. 14 2016	
2. 37 2015	2. 62.3 2016	2. 11 2017	
3. 35 2017	3. 62.2 2015	2. 10 2015	
<b>Opponent Punting yardage</b>	<b>Opponent Kick Touchbacks</b>	<b>Punting Return Yardage</b>	
1. 1492 2016	1. 23 2017	1. 105 2016	
2. 1413 2015	2. 22 2015	2. 62 2017	
3. 1339 2017	3. 19 2016	3. 50 2015	
<b>Opponent Punting yard avg.</b>	<b>Opponent Kicks Out of Bounds</b>	<b>Punting Return Average</b>	
1. 38.3 2017	1. 2 2017	1. 7.5 2016	
2. 38.2 2015	2. 2 2016	2. 5.6 2017	
3. 36.4 2016	3. 1 2015	3. 5.0 2015	
<b>Opponent Punts Inside the 20</b>	<b>Kickoff Returns</b>	<b>Punt Return TD</b>	
1. 11 2017	1. 34 2015	1. 1 2015	
11 2016	2. 26 2016	2. 0 2017	
3. 9 2015	3. 22 2017	0 2016	
<b>Opponent Punts for Fair Catches</b>	<b>Kickoff Return Yardage</b>	<b>MISCELLANEOUS</b>	
1. 18 2016	1. 726 2015	<b>First Downs</b>	
2. 11 2017	2. 529 2016	159 2016	
3. 6 2015	3. 513 2017	157 2015	
<b>Opponent Punt for Touchbacks</b>	<b>Kickoff Return Average</b>	104 2017	
1. 5 2015	1. 23.2 2017	<b>First Downs by Rush:</b>	
2. 4 2017	2. 21.4 2015	83 2015	
3. 3 2016	3. 20.3 2016	73 2016	
<b>Opponent Punts of 50+</b>	<b>Kickoff Return TD</b>	50 2017	
1. 5 2015	1. 1 2015	<b>First Downs by Pass:</b>	
2. 4 2017	2. 0 2017	69 2016	
3. 2 2016	0 2016	62 2015	
<b>Opponent Punts Blocked</b>	<b>Punt Returns</b>	45 2017	
1. 1 2016	1. 14 2015	<b>First Downs by Penalty:</b>	
2. 0 2017	2. 12 2017	17 2016	
0 2015	3. 8 2016	12 2015	
<b>Kicks</b>	<b>Punting Return Yardage</b>	9 2017	
1. 41 2016	1. 88 2015	<b>First Downs Allowed</b>	
2. 31 2015	2. 63 2017	194 2017	
3. 27 2017	3. 28 2016	189 2015	
<b>Kick Yardage</b>	<b>Punting Return Average</b>	188 2016	
1. 2352 2016	1. 6.3 2015	<b>First Downs by Rush Allowed:</b>	
2. 1857 2015	2. 5.3 2017	89 2017	
3. 1676 2017	3. 3.5 2016	77 2015	
<b>Kick Average</b>	<b>Punt Return TD</b>	58 2016	
1. 62.1 2017	1. 1 2016	<b>First Downs by Pass Allowed:</b>	
2. 59.9 2015	2. 0 2017	113 2016	
3. 57.4 2016	0 2015	92 2015	
<b>Kick Touchbacks</b>	<b>Opponent Kickoff Returns</b>	91 2017	
1. 9 2017	1. 32 2016	<b>First Downs by Penalty Allowed:</b>	
9 2016	2. 21 2015	20 2015	
9 2015	3. 16 2017	17 2016	
<b>Kicks Out of Bounds</b>	<b>Opponent Kickoff Return Yardage</b>	14 2017	
1. 2 2017	1. 660 2016		
2. 0 2016	2. 525 2015		
0 2015	3. 311 2017		
<b>Opponent Kicks</b>	<b>Opponent Kickoff Return Average</b>		
1. 56 2015	1. 25.0 2015		
2. 47 2017	2. 20.6 2016		
47 2016	3. 19.4 2017		

# C-USA RECORDS SCORING RECORDS

C-USA RECORDS CHARLOTTE 49ERS C-USA RECORDS CHARLOTTE 49ERS

**POINTS**
**GAME**

- 18 Hasaan Klugh (3 TD) at FIU, 9/30/17
- 18 Hasaan Klugh (3 TD) vs. Middle Tennessee, 11/19/16
- 18 Austin Duke (3 TD) at FIU, 11/7/15

**SEASON**

- 50 Hasaan Klugh (8 TD; 1 2-PT), 2016
- 44 Hasaan Klugh (7 TD; 1 2-PT), 2017
- 38 Blake Brewer (7 FG; 17 PAT), 2015
- 26 Blake Brewer (4 FG; 14 PAT), 2015
- 24 Benny LeMay (4 TD), 2017
- 24 Kalif Phillips (4 TD), 2016
- 24 Kalif Phillips (4 TD), 2015
- 18 Stephen Muscarello (3 FG; 9 PAT), 2016
- 18 Workpeh Kofa (3 TD), 2016
- 18 Austin Duke (3 TD), 2015

**CAREER**

- 94 Hasaan Klugh (15 TD; 2 2-PT), 2016-17
- 64 Blake Brewer (11 FG; 31 PAT), 2015-16
- 48 Kalif Phillips (8 TD), 2015-16
- 30 Austin Duke (5 TD), 2015-16
- 24 Benny LeMay (4 TD), 2016-17
- 24 Trent Bostick (4 TD), 2015-17
- 18 Stephen Muscarello (3 FG; 9 PAT), 2015-6
- 18 Workpeh Kofa (3 TD), 2015-16
- 18 TL Ford (3 TD), 2015-17

**TOUCHDOWNS**
**GAME**

- 3 Hasaan Klugh (3 rush) at FIU, 9/30/17
- 3 Hasaan Klugh (3 rush) vs. Middle Tennessee, 11/19/16
- 3 Austin Duke (3 rec.) at FIU, 11/7/15

**SEASON**

- 8 Hasaan Klugh, 2016
- 7 Hasaan Klugh, 2017
- 4 Benny LeMay, 2017
- 4 Kalif Phillips, 2016
- 4 Kalif Phillips, 2015
- 3 Workpeh Kofa, 2016
- 3 Austin Duke, 2015

**CAREER**

- 15 Hasaan Klugh, 2016-17
- 8 Kalif Phillips, 2015-16
- 5 Austin Duke, 2015-16
- 4 Benny LeMay, 2016-17
- 4 Trent Bostick, 2015-17
- 3 Workpeh Kofa, 2015-17
- 3 TL Ford II, 2015-17
- 2 Aaron McAllister, 2017
- 2 Robert Washington, 2016
- 2 Richard Murphy, 2015

**PASSING TOUCHDOWNS**
**GAME**

- 3 Hasaan Klugh at Florida Atlantic, 10/9/16

**SEASON**

- 8 Hasaan Klugh, 2016
- 6 Hasaan Klugh, 2017
- 4 Matt Johnson, 2015
- 2 Brooks Barden, 2015

**CAREER**

- 14 Hasaan Klugh, 2016-17
- 4 Matt Johnson, 2015-16
- 2 Brooks Barden, 2015

**RUSHING TOUCHDOWNS**
**GAME**

- 3 Hasaan Klugh at FIU, 9/30/17
- 3 Hasaan Klugh vs. Middle Tennessee, 11/19/16
- 2 Aaron McAllister at WKU, 10/24/17
- 2 Hasaan Klugh vs. UBA, 10/21/17
- 2 Kalif Phillips at Marshall, 10/22/16
- 2 Kalif Phillips at Old Dominion, 10/17/15

**SEASON**

- 8 Hasaan Klugh, 2016
- 7 Hasaan Klugh, 2017
- 4 Kalif Phillips, 2015
- 3 Kalif Phillips, 2016
- 2 Benny LeMay, 2017
- 2 Aaron McAllister, 2017
- 2 Robert Washington, 2016

**CAREER**

- 15 Hasaan Klugh, 2016-17
- 7 Kalif Phillips, 2015-16
- 2 Benny LeMay, 2016-17
- 2 Aaron McAllister, 2017
- 2 Robert Washington, 2016-17

**RECEIVING TOUCHDOWNS**
**GAME**

- 3 Austin Duke at FIU, 11/7/15
- 2 Richard Murphy vs. UTSA, 11/14/15

**SEASON**

- 3 Workpeh Kofa, 2016
- 3 Austin Duke, 2015
- 2 Trent Bostick, 2017
- 2 Benny LeMay, 2017
- 2 Austin Duke, 2016
- 2 TL Ford II, 2016
- 2 Trent Bostick, 2015
- 2 Richard Murphy, 2015



#GOLDSTANDARD

#ROCKSOLID

#GOLDSTANDARD

#ROCKSOLID

## CAREER

1. 5 Austin Duke, 2015-16
2. 4 Trent Bostick, 2015
3. 3 Workpeh Kofa, 2015-16  
3 TL Ford II, 2015-16
4. 2 Benny LeMay, 2016-17  
2 Richard Murphy, 2015

## TWO-POINT CONVERSIONS

### GAME

1. 1 Hasaan Klugh (Chris Montgomery) vs. UAB, 10/21/17 (pass)  
1 Hasaan Klugh (Austin Duke) vs. Middle Tennessee, 11/19/16 (pass)

### SEASON

1. 1 Hasaan Klugh, 2017  
1 Hasaan Klugh, 2016

### CAREER

1. 2 Hasaan Klugh, 2016

## TWO-POINT RUSH

### GAME

None

### SEASON

None

### CAREER

None

## TWO-POINT PASS

### GAME

1. 1 Chris Montgomery to Hasaan Klugh vs. UAB, 10/21/17  
1 Austin Duke to Hasaan Klugh vs. Middle Tennessee, 10/19/16

### SEASON

1. 1 Chris Montgomery to Hasaan Klugh, 2017  
1 Austin Duke to Hasaan Klugh, 2016

### CAREER

1. 1 Chris Montgomery, 2015-17  
1 Austin Duke, 2015-16

## TWO-POINT RECEPTION

### GAME

1. 1 Hasaan Klugh fr. Chris Montgomery vs. UAB, 10/21/17  
1 Hasaan Klugh fr. Austin Duke vs. Middle Tennessee, 10/19/16

### SEASON

1. 1 Hasaan Klugh from Chris Montgomery, 2017  
1 Hasaan Klugh from Austin Duke, 2016

### CAREER

1. 2 Hasaan Klugh, 2016-17

## DEFENSIVE EXTRA POINT

None



**#GOLDSTANDARD**
**#ROCKSOLID**
**#GOLDSTANDARD**
**#ROCKSOLID**

# RUSHING RECORDS


**C-USA RECORDS CHARLOTTE 49ERS C-USA RECORDS CHARLOTTE 49ERS**

## RUSHING TOUCHDOWNS

### GAME

- 3 Hasaan Klugh at FIU, 9/30/17
- 3 Hasaan Klugh vs. Middle Tennessee, 11/19/16
- 2 Aaron McAllister at WKU, 10/14/17
- 2 Hasaan Klugh vs. UAB, 10/21/17
- 2 Kalif Phillips at Marshall, 10/22/16
- 2 Kalif Phillips at Old Dominion, 10/17/15

### SEASON

- 8 Hasaan Klugh, 2016
- 7 Hasaan Klugh, 2017
- 4 Kalif Phillips, 2016
- 4 Kalif Phillips, 2015

### CAREER

- 15 Hasaan Klugh, 2016-17
- 8 Kalif Phillips, 2015-16
- 2 Benny LeMay, 2016-17
- 2 Aaron McAllister, 2016
- 2 Robert Washington, 2016

## YARDS RUSHING

### GAME

- 204 Kalif Phillips at Old Dominion, 10/17/15
- 183 Kalif Phillips at Southern Miss, 11/5/16
- 178 Benny LeMay at FIU, 9/30/17
- 159 Kalif Phillips vs. FAU, 9/26/15
- 157 Aaron McAllister at WKU, 10/14/17
- 140 Hasaan Klugh vs. UAB, 10/21/17
- 132 Kalif Phillips at Florida Atlantic, 10/9/16
- 123 Kalif Phillips at Marshall, 11/22/16
- 107 Hasaan Klugh at FIU, 9/30/17
- 99 Kalif Phillips vs. FIU, 10/15/16
- 99 Kalif Phillips vs. Marshall, 10/31/15

### SEASON

- 760 Kalif Phillips, 2016
- 693 Kalif Phillips, 2015
- 460 Benny LeMay, 2017
- 426 Aaron McAllister, 2017
- 360 Hasaan Klugh, 2016

### CAREER

- 1453 Kalif Phillips, 2015-16
- 702 Hasaan Klugh, 2016
- 492 Benny LeMay, 2016-17
- 426 Aaron McAllister, 2017
- 362 Matt Johnson, 2015-16
- 268 Andrew Buie, 2015
- 255 Robert Washington, 2016

## RUSHING ATTEMPTS

### GAME

- 35 Kalif Phillips at Old Dominion, 10/17/15
- 29 Kalif Phillips at Southern Miss, 11/5/16
- 29 Kalif Phillips vs. FAU, 9/26/15
- 25 Hasaan Klugh vs. UAB, 10/21/17
- 24 Kalif Phillips vs. FIU, 10/15/16
- 24 Andrew Buie vs. UTSA, 11/14/15

- 23 Kalif Phillips at Florida Atlantic, 10/9/16
- 23 Kalif Phillips at Marshall, 10/22/16
- 23 Kalif Phillips vs. Marshall, 10/31/15

### SEASON

- 158 Kalif Phillips, 2016
- 143 Kalif Phillips, 2015
- 91 Benny LeMay, 2017
- 86 Andrew Buie, 2015
- 85 Hasaan Klugh, 2017

### CAREER

- 301 Kalif Phillips, 2015-16
- 167 Hasaan Klugh, 2016
- 98 Benny LeMay, 2016-17
- 86 Matt Johnson, 2015-16
- 86 Andrew Buie, 2015
- 82 Aaron McAllister, 2017
- 52 Robert Washington, 2016

## YARDS PER RUSH

### GAME

#### Yards per Rush (min. 75 yds rushing)

- 22.3 Brooks Barden (89 y, 4 r) at WKU, 10/14/17
- 15.7 Robert Washington (94 yds; 6 r) at Southern Miss, 11/5/16

### SEASON (Min. 20 carries)

- 5.2 Aaron McAllister, 2017
- 5.1 Benny LeMay, 2017
- 4.9 Robert Washington, 2016
- 4.8 Kalif Phillips, 2016
- 4.8 Kalif Phillips, 2015

### CAREER (min. 50 carries)

- 5.2 Aaron McAllister, 2017
- 5.0 Benny LeMay, 2016-17
- 4.9 Robert Washington, 2016
- 4.8 Kalif Phillips, 2013-16
- 4.2 Hasaan Klugh, 2016-17
- 4.2 Matt Johnson, 2015-16

## YARDS PER GAME

### SEASON (min. 20 carries)

- 99.0 Kalif Phillips, 2015
- 95.0 Kalif Phillips, 2016
- 65.7 Benny LeMay, 2017
- 53.2 Aaron McAllister, 2017
- 48.9 Hasaan Klugh, 2017

### CAREER (min. 50 carries)

- 96.9 Kalif Phillips, 2015-16
- 53.2 Aaron McAllister, 2017
- 46.8 Hasaan Klugh, 2016-17
- 41.0 Benny LeMay, 2016-17
- 33.5 Andrew Buie, 2015
- 31.9 Robert Washington, 2016
- 24.1 Matt Johnson, 2013-15

## 100 YARD GAMES

### SEASON

- 3 Kalif Phillips, 2016
- 2 Hasaan Klugh, 2017
- 2 Kalif Phillips, 2015

### CAREER

- 5 Kalif Phillips, 2015-16
- 2 Hasaan Klugh, 2017
- 1 Benny LeMay, 2016-17
- 1 Aaron McAllister, 2017



**#GOLDSTANDARD**
**#ROCKSOLID**
**#GOLDSTANDARD**
**#ROCKSOLID**

# RECEIVING RECORDS


**C-USA RECORDS CHARLOTTE 49ERS C-USA RECORDS CHARLOTTE 49ERS**
**RECEIVING TOUCHDOWNS**
**GAME**

- 3 Austin Duke at FIU, 11/7/15
- 2 Richard Murphy vs. UTSA, 11/14/15

**SEASON**

- 3 Workpeh Kofa, 2016
- 3 Austin Duke, 2015
- 2 Trent Bostick, 2017
- 2 Benny LeMay, 2017
- 2 Austin Duke, 2016
- 2 TL Ford II, 2016
- 2 Trent Bostick, 2015
- 2 Richard Murphy, 2015

**CAREER**

- 5 Austin Duke, 2015-16
- 4 Trent Bostick, 2015-17
- 3 Workpeh Kofa, 2015-17
- 3 TL Ford II, 2015-17
- 2 Benny LeMay, 2016-17
- 2 Richard Murphy, 2014-15

**YARDS RECEIVING**
**GAME**

- 115 Austin Duke at UTSA, 11/26/16
- 112 Austin Duke vs. Middle Tennessee, 11/19/16
- 111 Austin Duke at Florida Atlantic, 10/9/16
- 108 Austin Duke at FIU, 11/7/15
- 96 Trent Bostick at Rice, 11/28/15

**SEASON**

- 536 Austin Duke, 2016
- 359 Trent Bostick, 2015
- 322 Trent Bostick, 2017
- 272 Workpeh Kofa, 2016
- 258 Austin Duke, 2015
- 229 Kalif Phillips, 2016
- 221 Mark Quattlebaum, 2017

**CAREER**

- 794 Austin Duke, 2015-16
- 681 Trent Bostick, 2015-17
- 559 Workpeh Kofa, 2015-17
- 472 TL Ford II, 2015-17
- 263 Kalif Phillips, 2015-16
- 248 Mark Quattlebaum, 2016-17

**RECEPTIONS**
**GAME**

- 8 Austin Duke vs. Middle Tennessee, 2016
- 8 Austin Duke vs. Marshall, 2015
- 7 Mark Quattlebaum vs. Middle Tennessee, 2017
- 7 Austin Duke at Marshall, 2016
- 7 Austin Duke at FIU, 2015
- 6 Austin Duke at Florida Atlantic, 2016
- 6 TL Ford II at Rice, 2016
- 5 Mark Quattlebaum vs. WKU, 2017
- 5 Austin Duke vs. Rice, 2016
- 5 Trent Bostick at Old Dominion, 2015
- 5 Trent Bostick at Rice, 2015

**SEASON**

- 37 Austin Duke, 2016
- 32 Austin Duke, 2015
- 23 Trent Bostick, 2015
- 21 Mark Quattlebaum, 2017
- 19 TL Ford II, 2016
- 18 Trent Bostick, 2017
- 18 Workpeh Kofa, 2016
- 18 TL Ford II, 2015

**CAREER**

- 69 Austin Duke, 2015-16
- 47 TL Ford II, 2015-17
- 45 Workpeh Kofa, 2015-17
- 41 Trent Bostick, 2015-17
- 23 Mark Quattlebaum, 2016-17
- 23 Kalif Phillips, 2013-16

**YARDS PER CATCH**
**GAME (Min. 3 catches)**

- 38.3 Austin Duke (115 yds; 3 rec.) at UTSA, 11/26/16

**SEASON (2 rec./game played)**

- 17.9 Trent Bostick, 2017
- 15.6 Trent Bostick, 2015
- 15.1 Workpeh Kofa, 2016
- 14.5 Austin Duke, 2016
- 13.5 Kalif Phillips, 2016
- 10.5 Mark Quattlebaum, 2017

**CAREER (2 rec./game played)**

- 16.6 Trent Bostick, 2015
- 12.4 Workpeh Kofa, 2015-16
- 11.5 Austin Duke, 2015-16
- 10.8 Mark Quattlebaum, 2016-17
- 10.0 TL Ford II, 2015-16

**YARDS PER GAME**
**SEASON (2 rec./game played)**

- 67.0 Austin Duke, 2016
- 44.9 Trent Bostick, 2015
- 40.2 Trent Bostick, 2017
- 34.0 Workpeh Kofa, 2016
- 32.2 Austin Duke, 2015
- 28.6 Kalif Phillips, 2016
- 27.6 Mark Quattlebaum, 2017
- 24.8 Workpeh Kofa, 2017
- 21.2 TL Ford II, 2016
- 20.2 TL Ford II, 2015

**CAREER (2 rec./game played)**

- 49.6 Austin Duke, 2014-16
- 42.6 Trent Bostick, 2015
- 25.4 Workpeh Kofa, 2015-16
- 24.8 Mark Quattlebaum, 2016-17
- 19.7 TL Ford II, 2015-16

**100 YARD RECEIVING GAMES**
**SEASON**

- 3 Austin Duke, 2016
- 1 Austin Duke, 2015

**CAREER**

- 4 Austin Duke, 2015-16



# PASSING RECORDS



C-USA RECORDS CHARLOTTE 49ERS C-USA RECORDS CHARLOTTE 49ERS

## PASSING TOUCHDOWNS

### GAME

- 3 Hasaan Klugh at Florida Atlantic, 10/9/16

### SEASON

- 8 Hasaan Klugh, 2016
- 6 Hasaan Klugh, 2017
- 4 Matt Johnson, 2015
- 2 Brooks Barden, 2016

### CAREER

- 14 Hasaan Klugh, 2016
- 4 Matt Johnson, 2015-16
- 2 Brooks Barden, 2015

## YARDS PASSING

### GAME

- 258 Hasaan Klugh vs. Middle Tennessee, 2017
- 239 Hasaan Klugh vs. Middle Tennessee, 2016
- 223 Hasaan Klugh at Florida Atlantic, 2016
- 219 Lee McNeill at Old Dominion, 2015
- 203 Hasaan Klugh at Marshall, 2016

### SEASON

- 1234 Hasaan Klugh, 2016
- 1028 Hasaan Klugh, 2017
- 735 Lee McNeill, 2015
- 340 Matt Johnson, 2015
- 269 Brooks Barden, 2015

### CAREER

- 2262 Hasaan Klugh, 2016-17
- 738 Lee McNeill, 2015-16
- 363 Brooks Barden, 2015-17
- 360 Matt Johnson, 2015-16
- 225 Kevin Olsen, 2016

## YARD PER GAME

### SEASON

- 154.2 Hasaan Klugh, 2016
- 146.9 Hasaan Klugh, 2017
- 112.5 Kevin Olsen, 2016
- 91.9 Lee McNeill, 2015
- 53.8 Brooks Barden, 2015

### CAREER

- 150.8 Hasaan Klugh, 2016
- 112.5 Kevin Olsen, 2016
- 46.1 Lee McNeill, 2015
- 45.4 Brooks Barden, 2015
- 24.0 Matt Johnson, 2015

## PASS ATTEMPTS

### GAME

- 49 Hasaan Klugh vs. Middle Tennessee, 11/19/16

### SEASON

- 202 Hasaan Klugh, 2016
- 174 Hasaan Klugh, 2017
- 162 Lee McNeill, 2015
- 57 Brooks Barden, 2015
- 51 Kevin Olsen, 2016

## CAREER

- 376 Hasaan Klugh, 2016-17
- 166 Lee McNeill, 2015-16
- 81 Brooks Barden, 2015-17
- 51 Kevin Olsen, 2016
- 47 Matt Johnson, 2015-16

## PASS COMPLETIONS

### GAME

- 23 Lee McNeill at Old Dominion, 2015
- 22 Hasaan Klugh vs. Middle Tennessee, 2016
- 21 Hasaan Klugh vs. FIU, 2016
- 18 Hasaan Klugh vs. Middle Tennessee, 2017

### SEASON

- 106 Hasaan Klugh, 2016
- 86 Lee McNeill, 2015
- 84 Hasaan Klugh, 2017
- 27 Brooks Barden, 2015
- 21 Kevin Olsen, 2016

### CAREER

- 190 Hasaan Klugh, 2016-17
- 88 Lee McNeill, 2015-16
- 38 Brooks Barden, 2015-17
- 23 Matt Johnson, 2015-16
- 21 Kevin Olsen, 2016

## PASS COMPLETION PCT.

### GAME

- .824 (14-17) Hasaan Klugh at Florida Atlantic, 10/9/16
- .750 (9-12) Brooks Barden at FIU, 11/7/15
- .750 (9-12) Lee McNeill at Rice, 11/28/15

### SEASON

- 53.1 Lee McNeill, 2015
- 52.5 Hasaan Klugh, 2016
- 48.3 Hasaan Klugh, 2017
- 47.4 Brooks Barden, 2015
- 46.5 Matt Johnson, 2015

### CAREER

- .530 Lee McNeill, 2015-16
- .505 Hasaan Klugh, 2016-17
- .489 Matt Johnson, 2015-16
- .469 Brooks Barden, 2015
- .412 Kevin Olsen, 2016

## PASSING YARDS PER COMPLETION

### GAME

- 24.3 Hasaan Klugh (146 yds; 6 comp) at UTSA, 11/26/16
- 23.2 Matt Johnson (116 yards; 5 comp) vs. UTSA, 11/14/15

### SEASON

- 17.00 Matt Johnson, 2015
- 12.24 Hasaan Klugh, 2017
- 11.64 Hasaan Klugh, 2016
- 10.71 Kevin Olsen, 2016
- 9.96 Brooks Barden, 2015

### CAREER

- 15.65 Matt Johnson, 2015-16
- 11.91 Hasaan Klugh, 2016-17
- 10.71 Kevin Olsen, 2016
- 9.55 Brooks Barden, 2015-17
- 8.39 Lee McNeill, 2015-16

**#GOLDSTANDARD**
**#ROCKSOLID**
**#GOLDSTANDARD**
**#ROCKSOLID**
**PASSING YARDS PER ATTEMPT**
**SEASON**

1. 7.91 Matt Johnson, 2015
2. 6.11 Hasaan Klugh, 2016
3. 5.91 Hasaan Klugh, 2017
4. 4.72 Brooks Barden, 2015
5. 4.54 Lee McNeill, 2015

**CAREER**

1. 7.66 Matt Johnson, 2015-16
2. 6.02 Hasaan Klugh, 2016-17
3. 4.48 Brooks Barden, 2015-17
4. 4.45 Lee McNeill, 2015-16
5. 4.41 Kevin Olsen, 2016

**PASSING EFFICIENCY**
**SEASON**

1. 115.72 Matt Johnson, 2015
2. 113.89 Hasaan Klugh, 2016
3. 102.39 Hasaan Klugh, 2017
4. 82.83 Brooks Barden, 2015-17
5. 82.12 Lee McNeill, 2015

**CAREER**

1. 115.80 Matt Johnson, 2015
2. 108.57 Hasaan Klugh, 2016-17
3. 88.06 Brooks Barden, 2015
4. 81.54 Lee McNeill, 2015
5. 80.78 Kevin Olsen, 2016

**INTERCEPTIONS THROWN**
**GAME**

1. 4 Lee McNeill vs. FAU, 9/26/15

**SEASON**

1. 9 Lee McNeill, 2015
2. 6 Hasaan Klugh, 2017
- 6 Matt Johnson, 2015
4. 3 Brooks Barden, 2015
- 3 Hasaan Klugh, 2016

**CAREER**

1. 9 Hasaan Klugh, 2016
- 9 Lee McNeill, 2014-15
3. 6 Matt Johnson, 2014-15
4. 4 Brooks Barden, 2015
5. 1 Kevin Olsen, 2016

**PASS INTERCEPTION PCT. (LOW)**
**GAME**

1. .000 (0 INT; 49 att.) Hasaan Klugh vs. Middle Tennessee, 11/19/16

**SEASON (min. 50 att.)**

1. .014 (3 INT; 202 att.) Hasaan Klugh, 2016
2. .020 (1 INT; 51 att.) Kevin Olsen, 2016
3. .034 (6 INT; 174 att.) Hasaan Klugh, 2017
4. .053 (3 INT; 57 att.) Brooks Barden, 2015

**CAREER (min. 75 att.)**

1. .024 (9 INT; 376 att.) Hasaan Klugh, 2016
2. .049 (4 INT; 81 att.) Brooks Barden, 2015-17
3. .054 (9 INT; 166 att.) Lee McNeill, 2015-16

**PASS INTERCEPTION PCT. (High)**
**GAME**

1. .667 (2 INT; 3 att.) Matt Johnson vs. FAU, 9/26/15
2. .333 (1 INT; 3 att.) Matt Johnson vs. Southern Miss, 10/24/15
3. .200 (1 INT; 5 att.) Lee McNeill vs. Middle Tennessee, 9/19/15
4. .129 (4 INT; 31 att.) Lee McNeill vs. FAU, 9/26/15
5. .111 (1 int; 9 ATT.) Matt Johnson vs. UTSA, 11/14/15

**SEASON**

1. .140 (6 INT; 43 att.) Matt Johnson, 2015
3. .056 (9 INT; 162 att.) Lee McNeill, 2015
3. .053 (3 INT; 57 att.) Brooks Barden, 2015

**CAREER**

1. .128 (6 INT; 47 att.) Matt Johnson, 2015-16
2. .054 (9 INT; 166 att.) Lee McNeill, 2015-16
3. .049 (4 INT; 81 att.) Brooks Barden, 2015-17





# DEFENSIVE RECORDS



CHARLOTTE 49ERS CHARLOTTE 49ERS CHARLOTTE 49ERS

## TACKLES

### GAME

- 17 Ben DeLuca vs. Marshall, 10/7/17
- 16 Ben DeLuca vs. Florida Atlantic, 11/25/17
- 15 Quinton Jordan vs. Florida Atlantic, 11/25/17
- 14 Anthony Butler vs. Old Dominion, 11/4/17
- 14 Ben DeLuca at Florida Atlantic, 10/9/16
- 14 Nick Cook at Rice, 11/28/15

### SEASON

- 77 Jeff Gemmell, 2017
- 76 Ben DeLuca, 2017
- 68 Nick Cook, 2016
- 63 Ben DeLuca, 2016
- 60 Anthony Butler, 2017
- 55 Karrington King, 2016
- 53 Larry Ogunjobi, 2016
- 52 Nick Cook, 2015
- 48 Larry Ogunjobi, 2015
- 47 Quinton Jordan, 2017
- 47 Caleb Clayton-Molby, 2015

### CAREER

- 139 Ben DeLuca, 2016-17
- 120 Nick Cook, 2015-16
- 118 Karrington King, 2015-16
- 101 Larry Ogunjobi, 2015-16
- 91 Jeff Gemmell, 2016-17
- 71 Ed Rolle, 2016-17
- 71 Anthony Butler, 2016-17
- 69 Daquan Lucas, 2015-16

## SOLO TACKLES

### GAME

- 12 Nick Cook at Middle Tennessee, 9/19/15
- 11 Ben DeLuca vs. Rice, 11/12/16
- 10 Ed Rolle vs. Rice, 11/12/16

### SEASON

- 50 Ben DeLuca, 2016
- 41 Ben DeLuca, 2017
- 36 Jeff Gemmell, 2017
- 35 Caleb Clayton-Molby, 2015
- 33 Nick Cook, 2016
- 33 Nick Cook, 2015
- 33 Terrance Winchester, 2015
- 28 Larry Ogunjobi, 2015

### CAREER

- 91 Ben DeLuca, 2016-17
- 66 Nick Cook, 2015-16
- 54 Larry Ogunjobi, 2015-16
- 51 Karrington King, 2015-17
- 44 Jeff Gemmell, 2016-17
- 41 Daquan Lucas, 2015-16
- 37 Terrance Winchester, 2015-16
- 35 Ed Rolle, 2016-17
- 35 Caleb Clayton-Molby, 2015
- 31 Tyriq Harris, 2016-17

## TACKLES FOR LOSS

### GAME

- 4.5 Larry Ogunjobi vs. FIU, 10/15/16
- 4.5 Larry Ogunjobi vs. UTSA, 11/14/15
- 4.0 Alex Highsmith at WKU, 10/14/17
- 4.0 Larry Ogunjobi vs. FAU, 9/26/15

### SEASON

- 11.5 Larry Ogunjobi, 2016
- 9.5 Larry Ogunjobi, 2015
- 7.5 Daquan Lucas, 2015
- 6.5 Anthony Butler, 2017
- 6.0 Nick Cook, 2016
- 5.0 Alex Highsmith, 2017
- 5.0 Nick Cook, 2015
- 5.0 Caleb Clayton-Molby, 2015
- 4.5 Karrington King, 2016
- 4.5 Jalen Holt, 2015

### CAREER

- 21.0 Larry Ogunjobi, 2015-16
- 11.0 Nick Cook, 2015-16
- 9.5 Daquan Lucas, 2015-16
- 8.0 Zach Duncan, 2015-16
- 7.0 Alex Highsmith, 2016-17
- 6.5 Anthony Butler, 2016-17
- 5.5 Karrington King, 2015-16

## TACKLES FOR LOSS YARDS

### GAME

- 29 Alex Highsmith at WKU, 10/14/17
- 22 Daquan Lucas vs. UTSA, 11/14/15
- 18 Alex Highsmith vs. Middle Tennessee, 11/19/16
- 15 Zach Duncan at Middle Tennessee, 9/19/15

### SEASON

- 31 Alex Highsmith, 2017
- 31 Daquan Lucas, 2015
- 29 Larry Ogunjobi, 2015
- 27 Larry Ogunjobi, 2016
- 26 Alex Highsmith, 2016
- 26 Caleb Clayton-Molby, 2015
- 23 Nick Cook, 2016
- 23 Zach Duncan, 2015

### CAREER

- 57 Alex Highsmith, 2016-17
- 56 Larry Ogunjobi, 2015-16
- 39 Daquan Lucas, 2015-16
- 30 Zach Duncan, 2016-17
- 30 Nick Cook, 2015-16
- 27 Karrington King, 2015-17
- 26 Caleb Clayton-Molby, 2015

## SACKS

### GAME

- 2.0 Daquan Lucas vs. UTSA, 11/14/15

### SEASON

- 3.0 Larry Ogunjobi, 2016
- 2.5 Larry Ogunjobi, 2015
- 2.5 Daquan Lucas, 2015
- 2.0 Anthony Butler, 2017
- 2.0 Alex Highsmith, 2017
- 2.0 Nick Cook, 2016
- 2.0 Karrington King, 2016
- 2.0 Caleb Clayton-Molby, 2015
- 2.0 Desmond Floyd, 2015

#GOLDSTANDARD	#ROCKSOLID	#GOLDSTANDARD	#ROCKSOLID
<b>CAREER</b> 1. 5.5 Larry Ogunjobi, 2015-16 2. 3.0 Alex Highsmith, 2016-17 2. 2.5 Tyriq Harris, 2016-17 2.5 Karrington King, 2015-17 2.5 Daquan Lucas, 2015-16 6. 2.0 Zach Duncan, 2015-17 2.0 Anthony Butler, 2016-17 2.0 Nick Cook, 2015-16 2.0 Caleb Clayton-Molby, 2015 2.0 Desmond Floyd, 2015  <b>SACK YARDAGE</b> <b>GAME</b> 1. 21 Alex Highsmith at WKU (1 sack), 10/14/17 2. 14 Zach Duncan at Middle Tennessee (1 sack), 9/19/15 3. 12 Daquan Lucas vs. UTSA (2 sacks), 11/14/15  <b>SEASON</b> 1. 23 Alex Highsmith, 2017 2. 18 Larry Ogunjobi, 2015 3. 16 Karrington King, 2016 16 Caleb Clayton-Molby, 2015 16 Daquan Lucas, 2015 6. 15 Larry Ogunjobi, 2016 15 Desmond Floyd, 2015  <b>CAREER</b> 1. 33 Larry Ogunjobi, 2015-16 2. 31 Alex Highsmith, 2016-17 3. 20 Karrington King, 2015-17 18 Zach Duncan, 2015-16 5. 16 Daquan Lucas, 2015-16 16 Caleb-Clayton-Molby, 2015  <b>QB HURRIES</b> <b>GAME</b> 1. 4 Alex Highsmith vs. Middle Tennessee, 11/11/17 4 Tyriq Harris vs. Rice, 11/12/16 2. 3 Karrington King vs. Marshall, 10/7/17 3 Larry Ogunjobi vs. Middle Tennessee, 11/19/16  <b>SEASON</b> 1. 7 Larry Ogunjobi, 2016 2. 6 Alex Highsmith, 2017 6 Tyriq Harris, 2016 4. 5 Nick Carroll, 2016 5 Brandon Banks, 2015  <b>CAREER</b> 1. 9 Brandon Banks, 2015-16 9 Larry Ogunjobi, 2015-16 3. 8 Karrington King, 2015-17 4. 7 Tyriq Harris, 2016-17 7 Alex Highsmith, 2016-17 7 Zach Duncan, 2015-17  <b>PASS BREAKUPS</b> <b>GAME</b> 1. 3 Ben DeLuca vs. Old Dominion, 10/1/16 3 Anthony Covington at Florida Atlantic, 10/9/16  <b>SEASON</b> 1. 7 Anthony Covington, 2016 2. 6 Kedrick Davis, 2016 3. 5 Ben DeLuca, 2017 5 Quinton Jordan, 2017 5. 4 Nick Cook, 2016 4 Daquan Lucas, 2015 4 Anthony Covington, 2015		<b>CAREER</b> 1. 12 Anthony Covington, 2015-16 2. 8 Ben DeLuca, 2016-17 3. 6 Kedrick Davis, 2016 6 Terrance Winchester, 2015-16 6 Daquan Lucas, 2015-16  <b>BLOCKED KICKS</b> <b>GAME</b> 1. 1 Juwan Foggie at Southern Miss, 11/5/16 (punt) 1 Jalen Holt at Old Dominion, 10/17/15 (PAT)  <b>SEASON</b> 1. 1 Juwan Foggie (punt), 2016 1 Jalen Holt (PAT), 2015  <b>CAREER</b> 1. 1 Juwan Foggie (1 Punt), 2015-16 1 Jalen Holt (PAT), 2015	



# TAKEAWAY RECORDS



C-USA RECORDS CHARLOTTE 49ERS C-USA RECORDS CHARLOTTE 49ERS

## TAKEAWAYS

### GAME

1. 2 Terrance Winchester at Southern Miss (2 INT), 11/5/16

### SEASON

1. 4 Terrance Winchester (3 INT; 1 FR), 2015
2. 3 Ben DeLuca (3 FR), 2017
- 3 Terrance Winchester (3 INT), 2016
4. 2 Daquan Lucas (2 INT), 2016
- 2 Ed Rolle (2 INT), 2016
- 2 Ben DeLuca, (2 INT), 2016
- 2 Devin Pearson (2 INT), 2015

### CAREER

1. 7 Terrance Winchester (6 INT; 1 FR), 2015-16
- 5 Ben DeLuca (3 FR, 2 INT), 2016-17
- 3 Ed Rolle (2 INT, 1 FR), 2016-17
- 3 Daquan Lucas (3 INT), 2015-16
5. 2 Anthony Covington (2 INT), 2015-16
- 2 Devin Pearson (2 INT), 2015

## TAKEAWAYS RETURNED FOR TD

### GAME

1. 1 Anthony Covington (FR) at Louisville, 9/1/16 (0 yds; in EZ)
- 1 Terrance Winchester (INT) vs. Rice, 11/12/16 (41 yds)
- 1 Juwan Foggie (FR) at UTSA, 11/26/16 (3 yds)
- 1 Tank Norman (INT) vs. Florida Atlantic, 9/26/15 (28 yds)

### SEASON

1. 1 Anthony Covington (FR), 2016
- 1 Terrance Winchester (INT), 2016
- 1 Juwan Foggie (FR), 2016
- 1 Tank Norman (INT), 2015

### CAREER

1. 1 Anthony Covington (FR), 2015-16
- 1 Terrance Winchester (INT), 2015-16
- 1 Juwan Foggie (FR), 2016
- 1 Tank Norman (INT), 2015

## INTERCEPTIONS

### GAME

1. 2 Terrance Winchester at Southern Miss, 11/5/16

### SEASON

1. 3 Terrance Winchester, 2016
- 3 Terrance Winchester, 2015
- 2 Ben DeLuca, 2016
- 2 Daquan Lucas, 2016
- 2 Ed Rolle, 2016
- 2 Devin Pearson, 2015

### CAREER

1. 6 Terrance Winchester, 2015-16
- 3 Daquan Lucas, 2015-16
- 2 Anthony Covington, 2015-16
- 2 Ben DeLuca, 2016
- 2 Ed Rolle, 2016
- 2 Devin Pearson, 2015

## INTERCEPTION RETURN YARDS

### GAME

1. 48 Anthony Covington vs Rice, 11/12/16
2. 41 Terrance Winchester vs. Rice, 11/12/16 (TD)
3. 29 Daquan Lucas at Southern Miss, 11/5/16
4. 28 Tank Norman vs. Florida Atlantic, 9/26/15 (TD)

### SEASON

1. 48 Anthony Covington, 2016
2. 41 Terrance Winchester, 2016
3. 33 Daquan Lucas, 2016
4. 28 Tank Norman, 2015
5. 21 Ed Rolle, 2016

### CAREER

1. 44 Anthony Covington, 2015-16
2. 42 Terrance Winchester, 2015-16
3. 35 Daquan Lucas, 2015-16
4. 28 Tank Norman, 2015
5. 21 Ed Rolle, 2016

## INTERCEPTION RETURN TDS

### GAME

1. 1 Terrance Winchester vs. Rice, 11/12/16 (41 yds)
- 1 Tank Norman vs. Florida Atlantic, 9/26/15 (28 yds)

### SEASON

1. 1 Terrance Winchester, 2016
- 1 Tank Norman, 2015

### CAREER

1. 1 Terrance Winchester, 2015-16
- 1 Tank Norman, 2015





**#GOLDSTANDARD**
**#ROCKSOLID**
**#GOLDSTANDARD**
**#ROCKSOLID**
**FORCED FUMBLES**
**GAME**

1. 2 Ben DeLuca vs. Florida Atlantic, 11/25/17

**SEASON**

1. 5 Ben DeLuca, 2017
2. 2 Caleb Clayton-Molby, 2015
- 2 Desmond Floyd, 2015

**CAREER**

1. 6 Ben DeLuca, 2016-17
- 2 Caleb Clayton-Molby, 2015
- 2 Desmond Floyd, 2015

**FUMBLES RECOVERED**
**GAME**

1. 1 19 times (7 in 2017)

**SEASON**

1. 3 Ben DeLuca, 2017

**CAREER**

1. 3 Ben DeLuca, 2016-17

**FUMBLE RETURN YARDS**
**GAME**

1. 26 Ben DeLuca vs. UAB, 10/21/17

**SEASON**

1. 26 Ben DeLuca, 2017

**CAREER**

1. 26 Ben DeLuca, 2017

**FUMBLE RETURN TDS**
**GAME**

1. 1 Anthony Covington at Louisville, 9/1/16 (0 yds)
- 1 Juwan Foggie at UTSA, 11/26/16 (3 yds)

**SEASON**

1. 1 Anthony Covington, 2016
- 1 Juwan Foggie, 2016

**CAREER**

1. 1 Anthony Covington, 2015-16
- 1 Juwan Foggie, 2016

**SAFETY RECORDED**
**GAME**

None

**SEASON**

None

**CAREER**

None

# SPECIAL TEAMS RECORDS



CHARLOTTE 49ERS CHARLOTTE 49ERS CHARLOTTE 49ERS CHARLOTTE 49ERS

## POINTS (Kicking Game)

### GAME

- 10 Blake Brewer (2-3 FG; 4-4 PAT) at Old Dominion, 2015

### SEASON

- 38 Blake Brewer (7-17 FG; 17-17 PAT), 2015
- 26 Blake Brewer (4-6 FG; 14-15 PAT), 2016
- 18 Stephen Muscarello (3-4 FG; 9-10 PAT), 2016

### CAREER

- 64 Blake Brewer (11-23 FG; 31-32 PAT), 2015-16
- 18 Stephen Muscarello (3-4 FG; 9-10 PAT), 2015-16

## FIELD GOALS MADE

### GAME

- 2 Multiple times

### SEASON

- 7 Blake Brewer (7-17 FG), 2015
- 4 Blake Brewer (4-6 FG), 2016
- 3 Stephen Muscarello (3-4 FG), 2016

### CAREER

- 11 Blake Brewer (11-23 FG), 2015-16
- 3 Stephen Muscarello (3-4 FG), 2015-16

## FIELD GOALS ATTEMPTED

### GAME

- 4 Blake Brewer vs. UTSA (2-4 FG), 11/14/15

### SEASON

- 17 Blake Brewer (7-17 FG), 2015
- 6 Nigel Macauley (2-6 FG), 2017
- 6 Blake Brewer (4-6 FG), 2016

### CAREER

- 23 Blake Brewer (11-23 FG), 2015-16
- 6 Nigel Macauley (2-6 FG), 2017
- 4 Stephen Muscarello (3-4 FG), 2015-16

## FIELD GOAL PCT.

### GAME

- 1.000 (1-1) Multiple times

### Lowest:

- .000 (0-3) Blake Brewer at Rice, 11/28/15

### SEASON

- .750 Stephen Muscarello (3-4 FG), 2016
- .667 Blake Brewer (4-6 FG), 2016
- .412 Blake Brewer (7-17 FG), 2015

### CAREER

- .750 Stephen Muscarello (3-4 FG), 2015-16
- .478 Blake Brewer (11-23 FG), 2015-16

## FIELD GOALS MISSED

### GAME

- 3 Blake Brewer at Rice (0-3 FG), 11/28/15

### SEASON

- 10 Blake Brewer (7-17 FG), 2015
- 4 Nigel Macauley (2-6 FG), 2017
- 2 Blake Brewer (4-6 FG), 2016

## CAREER

- 12 Blake Brewer (11-23 FG), 2015-16
- 4 Nigel Macauley (2-6 FG), 2017
- 1 Stephen Muscarello (3-4 FG), 2016

## FIELD GOALS BLOCKED

### GAME

- 1 Eight times

### SEASON

- 3 Blake Brewer, 2013

## CAREER

- 5 Blake Brewer, 2013-16

## PAT MADE

### GAME

- 5 Blake Brewer at Southern Miss, 2016 (5-5 PAT)

### SEASON

- 17 Blake Brewer (17-17), 2015
- 14 Blake Brewer (14-15), 2016
- 9 Stephen Muscarello (9-10), 2016

## CAREER

- 31 Blake Brewer (31-32), 2015-16
- 9 Stephen Muscarello (9-10), 2015-16

## PAT ATTEMPTS

### GAME

- 5 Blake Brewer at Southern Miss, 2016 (5-5 PAT)

### SEASON

- 17 Blake Brewer (17-17), 2015
- 15 Blake Brewer (14-15), 2016
- 10 Stephen Muscarello (9-10), 2016

## CAREER

- 32 Blake Brewer (31-32), 2015-16
- 10 Stephen Muscarello (9-10), 2015-16

## PAT PCT.

### GAME

- 1.000 (5-5) Blake Brewer at Southern Miss, 2016

### SEASON

- 1.000 Blake Brewer (17-17), 2015
- .933 Blake Brewer (14-15), 2016
- .900 Stephen Muscarello (9-10), 2016

## CAREER

- .969 Blake Brewer (31-32), 2015-16
- .900 Stephen Muscarello (9-10), 2015-16

## PAT BLOCKED

- 1 Stephen Muscarello vs. FIU, 10/15/16

## PUNTS

### GAME

- 9 Arthur Hart at WKU, 10/14/17
- 9 Arthur Hart at UTSA, 11/26/16
- 9 Arthur Hart vs. Southern Miss, 10/24/15

### SEASON

- 58 Arthur Hart, 2017
- 53 Arthur Hart, 2015
- 41 Arthur Hart, 2016

## CAREER

- 152 Arthur Hart, 2015-17
- 7 Hayden Pezzoni, 2015-16

#GOLDSTANDARD	#ROCKSOLID	#GOLDSTANDARD	#ROCKSOLID
<b>PUNT YARDAGE</b> <b>GAME</b> 1. 380 Arthur Hart at WKU, 10/14/17 2. 379 Arthur Hart vs. FAU, 9/26/15 3. 345 Arthur Hart at Old Dominion, 11/4/17 345 Arthur Hart vs. Southern Miss, 10/24/15 <b>SEASON</b> 1. 2494 Arthur Hart, 2017 2. 2081 Arthur Hart, 2015 3. 1596 Arthur Hart, 2016 <b>CAREER</b> 1. 6171 Arthur Hart, 2015-17 2. 225 Hayden Pezzoni, 2015-16 <b>PUNT AVERAGE</b> <b>GAME</b> 1. 48.6 Arthur Hart vs. FAU, 11/25/17 <b>SEASON</b> 1. 43.0 Arthur Hart, 2017 2. 39.3 Arthur Hart, 2015 3. 38.9 Arthur Hart, 2016 <b>CAREER</b> 1. 40.6 Arthur Hart, 2015-17 <b>PUNTS INSIDE THE 20</b> <b>GAME</b> 1. 4 Arthur Hart vs. Marshall, 10/31/15 <b>SEASON</b> 1. 19 Arthur Hart, 2017 2. 14 Arthur Hart, 2015 3. 10 Arthur Hart, 2016 <b>CAREER</b> 1. 43 Arthur Hart, 2015-17 2. 2 Hayden Pezzoni, 2015-16 <b>PUNTS FAIR CATCHES</b> <b>GAME</b> 1. 6 Arthur Hart at UTSA, 11/26/16 <b>SEASON</b> 1. 26 Arthur Hart, 2015 2. 25 Arthur Hart, 2017 3. 12 Arthur Hart, 2016 <b>CAREER</b> 1. 63 Arthur Hart, 2015-17 2. 2 Hayden Pezzoni, 2015-16 <b>PUNT TOUCHBACKS</b> <b>GAME</b> 1. 2 Arthur Hart at Old Dominion, 11/4/17 2 Arthur Hart vs. FAU, 9/26/15 <b>SEASON</b> 1. 7 Arthur Hart, 2017 2. 3 Arthur Hart, 2016 3. 2 Arthur Hart, 2015 <b>CAREER</b> 1. 12 Arthur Hart, 2015-17 <b>PUNTS OF 50+</b> <b>GAME</b> 1. 3 Arthur Hart at Southern Miss, 11/18/17 <b>SEASON</b> 1. 14 Arthur Hart, 2017 2. 5 Arthur Hart, 2015 3. 3 Arthur Hart, 2016		<b>CAREER</b> 1. 22 Arthur Hart, 2015-16 <b>PUNT BLOCKED</b> <b>GAME</b> 1. 1 <b>SEASON</b> 1. 1 Arthur Hart, 2015 <b>CAREER</b> 1. 1 Arthur Hart, 2015-16 <b>KICKS</b> <b>GAME</b> 1. 7 Blake Brewer at Southern Miss, 2016 7 Blake Brewer at Old Dominion, 2015 <b>SEASON</b> 1. 40 Blake Brewer, 2016 2. 31 Blake Brewer, 2015 3. 18 Nigel Macauley, 2017 <b>CAREER</b> 1. 71 Blake Brewer, 2015-16 2. 18 Nigel Macauley, 2017 3. 8 Kyle Corbett, 2017 <b>KICK YARDAGE</b> <b>GAME</b> 1. 441 Blake Brewer at Old Dominion, 2016 2. 417 Blake Brewer at Southern Miss, 2015 <b>SEASON</b> 1. 2337 Blake Brewer, 2016 2. 1857 Blake Brewer, 2015 3. 1117 Nigel Macauley, 2017 4. 494 Kyle Corbett, 2017 <b>CAREER</b> 1. 4194 Blake Brewer, 2015-16 2. 1117 Nigel Macauley, 2017 3. 494 Kyle Corbett, 2017 <b>KICK TOUCHBACKS</b> <b>SEASON</b> 1. 9 Blake Brewer, 2016 9 Blake Brewer, 2015 <b>CAREER</b> 1. 18 Blake Brewer, 2015-16 <b>KICKS OUT OF BOUNDS</b> <b>GAME</b> 1. 1 <b>SEASON</b> 1. 2 Nigel Macauley, 2017 <b>CAREER</b> 1. 2 Nigel Macauley, 2017 <b>KICKOFF RETURNS</b> <b>GAME</b> 1. 8 Anthony Covington at Old Dominion, 10/17/15 2. 7 Chris Montgomery at Old Dominion, 10/1/16 <b>SEASON</b> 1. 24 Chris Montgomery, 2016 2. 23 Anthony Covington, 2015 3. 19 Chris Montgomery, 2017 <b>CAREER</b> 1. 51 Chris Montgomery, 2015-17 2. 25 Anthony Covington, 2015-16	



#GOLDSTANDARD	#ROCKSOLID	#GOLDSTANDARD	#ROCKSOLID
<b>KICKOFF RETURN YARDAGE</b> <b>GAME</b> <ol style="list-style-type: none"> <li>169 Anthony Covington at Old Dominion, 10/17/15</li> <li>125 Chris Montgomery vs. FIU, 10/15//16</li> </ol> <b>SEASON</b> <ol style="list-style-type: none"> <li>484 Chris Montgomery, 2016</li> <li>477 Anthony Covington, 2015</li> <li>442 Chris Montgomery, 2017</li> </ol> <b>CAREER</b> <ol style="list-style-type: none"> <li>1104 Chris Montgomery, 2015-17</li> <li>522 Anthony Covington, 2015-16</li> </ol> <b>KICKOFF RETURN AVERAGE</b> <b>GAME</b> <ol style="list-style-type: none"> <li>48.0 Uriah LeMay (48 yds; 1 ret.) at Middle Tennessee, 9/19/15</li> </ol> <b>SEASON (min. 1 return/gm played)</b> <ol style="list-style-type: none"> <li>23.3 Chris Montgomery, 2017</li> <li>22.5 Anthony Covington, 2016</li> <li>22.2 Chris Montgomery, 2015</li> </ol> <b>CAREER</b> <ol style="list-style-type: none"> <li>21.6 Chris Montgomery, 2015-16</li> <li>20.9 Anthony Covington, 2015-16</li> </ol> <b>KICKOFF RETURN TD</b> <b>GAME</b> <ol style="list-style-type: none"> <li>1 Uriah LeMay at Middle Tennessee, 2015</li> </ol> <b>SEASON</b> <ol style="list-style-type: none"> <li>1 Uriah LeMay, 2015</li> </ol> <b>CAREER</b> <ol style="list-style-type: none"> <li>1 Uriah LeMay, 2015</li> </ol> <b>PUNT RETURNS</b> <b>GAME</b> <ol style="list-style-type: none"> <li>5 Nate Mullen vs. UAB, 10/21/17</li> </ol> <b>SEASON</b> <ol style="list-style-type: none"> <li>12 Nate Mullen, 2017</li> <li>12 Ardy Holmes, 2015</li> <li>5 Nate Mullen, 2016</li> </ol> <b>CAREER</b> <ol style="list-style-type: none"> <li>17 Nate Mullen, 2016-17</li> <li>12 Ardy Holmes, 2015</li> </ol> <b>PUNT RETURN YARDAGE</b> <b>GAME</b> <ol style="list-style-type: none"> <li>31 Nate Mullen vs. UAB, 10/21/17</li> <li>28 Ardy Holmes vs. Southern Miss, 10/24/15</li> </ol> <b>SEASON</b> <ol style="list-style-type: none"> <li>63 Nate Mullen, 2017</li> <li>57 Ardy Holmes, 2015</li> <li>24 Corey Nesmith Jr., 2015</li> </ol> <b>CAREER</b> <ol style="list-style-type: none"> <li>76 Nate Mullen, 2016-17</li> <li>57 Ardy Holmes, 2015</li> <li>24 Corey Nesmith Jr., 2015</li> </ol> <b>PUNT RETURN AVERAGE</b> <b>GAME</b> <ol style="list-style-type: none"> <li>24.0 Corey Nesmith Jr. at Middle Tennessee, 9/19/15</li> </ol> <b>SEASON</b> <ol style="list-style-type: none"> <li>5.2 Nate Mullen, 2017</li> <li>4.8 Ardy Holmes, 2015</li> <li>2.6 Nate Mullen, 2016</li> </ol>		<b>CAREER</b> <ol style="list-style-type: none"> <li>4.8 Ardy Holmes, 2015</li> <li>4.5 Nate Mullen, 2017</li> </ol> <b>PUNT RETURN TD</b> <b>GAME</b> <ol style="list-style-type: none"> <li>1 Ed Rolle at Southern Miss, 11/5/16 (rec'd block in end zone)</li> </ol> <b>SEASON</b> <ol style="list-style-type: none"> <li>1 Ed Rolle, 2016</li> </ol> <b>CAREER</b> <ol style="list-style-type: none"> <li>1 Ed Rolle, 2016</li> </ol>	



#GOLDSTANDARD	#ROCKSOLID	#GOLDSTANDARD	#ROCKSOLID
<b>The Last Time .... Charlotte:</b>			
Shut out an Opponent.....		vs. JCSU (W, 56-0), Sept. 6, 2014	
Held Opponent Scoreless in First Half .....		at Rice (L, 7-27), Nov. 28, 2015	
Held Opponent Scoreless in Second Half .....		at Marshall (W, 27-24), Oct. 22, 2016	
Scored 5 Touchdowns, regulation .....		at Southern Miss (W, 38-27), Nov. 5, 2016 (5 TDs)	
Scored 5 Touchdowns at home .....		vs. Elon (W, 47-14), Sept. 10, 2016 (7 TDs)	
Scored 5 Touchdowns on road .....		at Southern Miss (W, 38-27), Nov. 5, 2016 (5 TDs)	
Scored 6 Touchdowns, regulation .....		vs. Elon (W, 47-14), Sept. 10, 2016 (7 TDs)	
Scored 6 Touchdowns at home .....		vs. Elon (W, 47-14), Sept. 10, 2016 (7 TDs)	
Scored 6 Touchdowns on road .....		at The Citadel (L, 46-53 2OT), Oct. 11, 2014 (7 TDs; 6 in regulation)	
Scored 6 Touchdowns, overtime game.....		at The Citadel (L, 46-53 2OT), Oct. 11, 2014 (7 TDs; 6 in regulation)	
<b>Rushed for 300 yards or more.....</b>		<b>at FIU (L, 29-30), Sept. 30, 2017 (349 yards)</b>	
Rushed for more than 400 yards .....		at Morehead State (W, 61-17), Nov. 23, 2013 (439 yards)	
Rushed for 4 Touchdowns .....		at Old Dominion (L, 34-37), Oct. 17, 2015 (4 rush TDs)	
Rushed for 5 Touchdowns .....		vs. Morehead State (W, 52-14), Nov. 22, 2014 (5 rush TDs)	
Rushed for 6 Touchdowns .....		at Morehead State (W, 61-17), Nov. 23, 2013 (6 rush TDs)	
<b>Two 49ers Rushed for over 100 yards.....</b>		<b>at FIU (L, 29-30), Sept. 30, 2017 (LeMay, 178 yards; Klugh, 107 yards)</b>	
<b>Failed to Rush for a Touchdown .....</b>		<b>at Old Dominion (L, 0-6), Nov. 4, 2017</b>	
Passed for more than 300 yards .....		361 yds, vs JMU (L, 40-48), Oct. 25, 2014	
Passed for more than 400 yards .....		NA	
Passed for more than 500 yards .....		NA	
Passed for 4 Touchdowns .....		4 pass TD, vs. Elon (W, 47-14), Sept. 10, 2016	
Passed for 5 Touchdowns .....		5 pass TD, vs. #24/#25 Gardner-Webb (W, 53-51), Oct. 5, 2013	
Passed for 6 Touchdowns .....		NA	
<b>Failed to pass for a Touchdown .....</b>		<b>at Old Dominion (L, 0-6), Nov. 4, 2017</b>	
<b>Failed to score a Touchdown.....</b>		<b>at Old Dominion (L, 0-6), Nov. 4, 2017</b>	
<b>Failed to score an Offensive Touchdown .....</b>		<b>at Old Dominion (L, 0-6), Nov. 4, 2017</b>	
<b>Had 500+ yards Total Offense .....</b>		<b>504 yds; at FIU (L, 29-30), Sept. 30, 2017</b>	
<b>Had 500+ yards Total Offense on road.....</b>		<b>504 yds; at FIU (L, 29-30), Sept. 30, 2017</b>	
Had 500+ yards Total Offense at home .....		506 yds., vs. Elon (W, 47-14), Sept. 10, 2016	
Had 600+ yards Total Offense.....		679 yds., at The Citadel (L, 46-53 2OT), Oct. 11, 2014	
Scored 40+ Points.....		47 points, vs. Elon (W, 47-14), Sept. 10, 2016	
Scored 40+ Points at home.....		47 points, vs. Elon (W, 47-14), Sept. 10, 2016	
Scored 40+ Points on road.....		46 points, at The Citadel (L, 46-53 2OT), Oct. 11, 2014	
Scored 50+ Points.....		52 points, vs. Morehead State (W, 52-14), Nov. 22, 2014	
Scored 50+ Points at home.....		52 points, vs. Morehead State (W, 52-14), Nov. 22, 2014	
Scored 50+ Points on road.....		61 points, at Morehead State (W, 61-17), Nov. 23, 2013	
Scored 60+ Points.....		61 points, at Morehead State (W, 61-17), Nov. 23, 2013	
Held an Opponent to less than 200 Yards Total Offense .....		vs. FAU (L, 7-17), Sept. 26, 2015, 184 yards of total offense	
Held an Opponent to Negative Yards Rushing.....		vs. Chowan (W, 47-7), Sept. 7, 2013 (-5 yards rushing)	
Scored a Defensive Touchdown.....		vs. Rice (L, 22-21) vs. Rice, Nov. 12, 2016 (Winchester 41-yd INT return)	
Scored a Defensive Touchdown at home .....		vs. Rice (L, 22-21) vs. Rice, Nov. 12, 2016 (Winchester 41-yd INT return)	
Scored a Special Teams Touchdown .....		at UTSA (L, 14-33), Nov. 26, 2016 (Foggie returns fumbled snap on punt 3 yds)	
Scored on a Kick Off/Punt Return.....		at Middle Tennessee (L, 73-14), Sept. 19, 2015 (U. LeMay, 48-yd TD)	
Did not Punt in a Game .....		NA	
Returned a Kickoff for a Touchdown .....		at Middle Tennessee (L, 73-14), Sept. 19, 2015 (U. LeMay, 48-yd TD)	
Returned a Punt for a Touchdown.....		NA	
Scored on a blocked punt.....		at Southern Miss (W, 38-27), Nov. 5, '16 (Foggie block; Rolle recovers TD in EZ)	
Opened a game with a Touchdown Return .....		NA	
Blocked a Punt.....		at Southern Miss (W, 38-27), Nov. 5, 2016 (Juwan Foggie block)	
Blocked a Field Goal Attempt .....		vs. #25 Charleston Southern (L, 41-47 OT), S. 27, 2014 (Alcalde, 38-yd FGA)	
Blocked an Extra Point Attempt.....		at Old Dominion (L, 34-37), Oct. 17, 2015 (Jalen Holt)	
Returned an Interception for TD .....		vs. Rice (L, 22-21) vs. Rice, Nov. 12, 2016 (Winchester 41-yd INT return)	
Returned Interception for TD at home .....		vs. Rice (L, 22-21) vs. Rice, Nov. 12, 2016 (Winchester 41-yd INT return)	
Returned a Fumble for a Touchdown .....		at UTSA (L, 14-33), Nov. 26, 2016 (Foggie returns fumbled snap on punt 3 yds)	
Scored on a Safety .....		vs. #24/#25 GWU (W, 53-51), Oct. 5, 2013 (A. Petzke downs punter in EZ)	
.....		vs. Chowan (W, 47-7), Sept. 7, 2013 (Terry Caldwell tackle in endzone)	
Scored on a fake Field Goal .....		vs. Wesley College (L, 28-35), Nov. 9, 2013 (McNeill to Pettit, 22 yds)	
Scored on the first play from scrimmage.....		at NCCU (W, 40-28), Sept. 13, 2014 (Johnson-Duke 65 yd TD catch; 00:17)	
<b>Played an overtime game .....</b>		<b>vs. UAB (W, 25-24 OT), Oct. 21, 2017</b>	
Played a Double OT game .....		at The Citadel (L, 46-53 2OT), Oct. 11, 2014	

**The Last Time .... An Opponent:**

Shut out Charlotte .....	at Old Dominion (L, 0-6), Nov. 4, 2017
Held Charlotte Scoreless in First Half.....	at Old Dominion (L, 0-6), Nov. 4, 2017
Held Charlotte Scoreless in Second Half.....	at Old Dominion (L, 0-6), Nov. 4, 2017
Rushed for more than 300 yards.....	318 yds., vs. Florida Atlantic (L, 12-31), Nov. 25, 2017
Rushed for more than 400 yards.....	415 yds; at Kentucky (L, 10-58), Nov. 21, 2015
Rushed for more than 500 yards.....	553 yds., at The Citadel (L, 46-53 2OT), Oct. 11, 2014
Rushed for 4 Touchdowns.....	5, at Southern Miss (L, 21-66), Nov. 18, 2017
Rushed for 5 Touchdowns.....	5, at Southern Miss (L, 21-66), Nov. 18, 2017
Rushed for 6 Touchdowns .....	6, at Kentucky (L, 10-58), Nov. 21, 2015
Rushed for 7 Touchdowns .....	7, vs. #2 Coastal Carolina (L, 34-59), Nov. 8, 2014
Failed to Rush for a Touchdown .....	at Old Dominion (L, 0-6), Nov. 4, 2017
Passed for more than 300 yards.....	506 yds., at WKU (L, 14-45), Oct. 14, 2017
Passed for more than 400 yards.....	506 yds., at WKU (L, 14-45), Oct. 14, 2017
Passed for more than 500 yards.....	506 yds., at WKU (L, 14-45), Oct. 14, 2017
Passed for 4 Touchdowns.....	5, at WKU (L, 14-45), Oct. 14, 2017
Passed for 5 Touchdowns.....	5, at WKU (L, 14-45), Oct. 14, 2017
Passed for 6 Touchdowns .....	8, at Louisville (L, 14-70), Sept. 1, 2016
Failed to pass for a Touchdown .....	at Old Dominion (L, 0-6), Nov. 4, 2017
Failed to pass for a Touchdown at Charlotte .....	vs. Elon (W, 47-14), Sept. 10, 2016
Failed to score a Touchdown.....	at Old Dominion (L, 0-6), Nov. 4, 2017
Failed to score an Offensive Touchdown .....	at Old Dominion (L, 0-6), Nov. 4, 2017
Had 500+ yards Total Offense .....	563, vs. Florida Atlantic (L, 12-31), Nov. 25, 2017
Had 500+ yards Total Offense (home game) .....	563, vs. Florida Atlantic (L, 12-31), Nov. 25, 2017
Had 500+ yards Total Offense (road game) .....	584, at Southern Miss (L, 21-66), Nov. 18, 2017
Had 600+ yards Total Offense .....	627 yds., at WKU (L, 14-45), Oct. 14, 2017
Scored 40+ Points .....	45, at WKU (L, 14-45), Oct. 14, 2017
Scored 50+ Points .....	55, at #19 Kansas State (L, 7-55), Sept. 9, 2017
Scored 50+ Points (home game).....	52, vs. Old Dominion (L, 17-52), Oct. 1, 2016
Scored 60+ Points .....	66, at Southern Miss (L, 21-66), Nov. 18, 2017
Held Charlotte to less than 200 Yards Total Offense .....	168*, at #19 Kansas State (L, 7-55), Sept. 9, 2017 - school record low
Scored a Defensive Touchdown .....	2, at Southern Miss (L, 21-66), Nov. 18, 2017 (Douglas 52-yd & 48-yd INT return)
Scored a Special Teams Touchdown .....	vs. Georgia State (L, 0-28), Sept. 23, 2017 (recovered fumbled MFGA in endzone)
Scored on a Kick Off/Punt Return.....	at FIU (L, 31-48), Nov. 7, 2015 (Kenyatta Anderson blocked punt return)
Did not Punt in a Game .....	NA
Returned a Kickoff for a Touchdown .....	vs. Southern Miss (L, 10-44), Oct. 24, 2015 (Jalen Richard 95-yd kickoff return)
Returned a Punt for a Touchdown.....	at FIU (L, 31-48), Nov. 7, 2015 (Kenyatta Anderson blocked punt return)
Opened a game with a Touchdown Return .....	NA
Blocked a Punt.....	at FIU (L, 31-48), Nov. 7, 2015 (Kenyatta Anderson blocked punt & TD return)
Scored on a blocked punt .....	at FIU (L, 31-48), Nov. 7, 2015 (Kenyatta Anderson blocked punt return)
Blocked a Field Goal Attempt.....	at WKU (L, 14-45), Oct. 14, 2017 (Blocked 39-yd att by Vansickle)
Blocked an Extra Point Attempt.....	vs. FIU (L, 26-27), Oct. 15, 2016
Returned an Interception for a Touchdown.....	2, at Southern Miss (L, 21-66), Nov. 18, 2017 (Douglas 52-yd & 48-yd INT return)
Returned a Fumble for a Touchdown .....	at #19 Kansas State (L, 7-55), Sept. 9, 2017 (K. Adams 46-yd fumble return)
Scored on a Safety .....	Barnwell tackled, at #24 Charleston Southern (L, 14-36), Oct. 26, 2013





**The Last Time ....**
**A CHARLOTTE PLAYER:**

Rushed for 100 yards .....	140 yds.; Hassan Klugh vs. UAB (W, 25-24 OT), Oct. 21, 2017
Rushed for 100 yards at home .....	140 yds.; Hassan Klugh vs. UAB (W, 25-24 OT), Oct. 21, 2017
Rushed for 200 yards.....	204 yds., Kalif Phillips at Old Dominion (L, 34-37), Oct. 17, 2015
Had 100+ yards receiving .....	110, Workpeh Kofa vs. N.C. A&T (L, 31-35), Sept. 16, 2017
Had 200+ yards receiving .....	254, Austin Duke at The Citadel (L, 46-53 2OT), Oct. 11, 2014
Had 200+ yards receiving at home .....	251, Austin Duke vs. #25 Charleston Southern (L, 41-47 OT), S. 27, 2014
Had Double-Digit Receptions .....	12, Austin Duke at The Citadel (L, 46-53 2OT), Oct. 11, 2014
Scored 4 Touchdowns.....	4, Austin Duke at The Citadel (L, 46-53 2OT), Oct. 11, 2014 (3 rec; 1 rush)
Scored 3+ Touchdowns .....	3, Hasaan Klugh at FIU (L, 29-30), Sept. 30, 2017
Scored 3+ Touchdowns (home).....	3, Hasaan Klugh vs. Middle Tennessee (L, 31-38), Nov. 19, 2016
Had Two Touchdowns Rushing.....	2, Hassan Klugh vs. UAB (W, 25-24 OT), Oct. 21, 2017
Had Two Touchdowns Rushing (home) .....	2, Hassan Klugh vs. UAB (W, 25-24 OT), Oct. 21, 2017
Had Two Touchdowns Rushing (away) .....	2, Aaron McAllister at WKU (L, 14-45), Oct. 14, 2017
Had 3+ Touchdowns Rushing .....	3, Hasaan Klugh at FIU (L, 29-30), Sept. 30, 2017
Had Two Touchdowns Receiving .....	2, Richard Murphy, vs. UTSA (L, 30-27 OT), Nov. 14, 2015
Had Two Touchdowns Receiving (home).....	2, Richard Murphy, vs. UTSA (L, 30-27 OT), Nov. 14, 2015
Had 3+ Touchdowns Receiving .....	3, Austin Duke at FIU (L, 31-48), Nov. 7, 2015
Had 3+ Touchdowns Passing .....	3, Hassan Klugh vs. N.C. A&T (L, 31-35), Sept. 16, 2017
Had 3+ Touchdowns Passing at home .....	3, Hassan Klugh vs. N.C. A&T (L, 31-35), Sept. 16, 2017
Had 3+ Touchdowns Passing on road .....	4, Matt Johnson at The Citadel (L, 46-53 2OT), Oct. 11, 2014
Had 3 different QB's pass for a TD .....	at FIU (L, 31-48), Nov. 7, 2015 (McNeill, Johnson and Barden)
Had receiver catch TD pass from 3 different QBs .....	Austin Duke at FIU (L, 31-48), Nov. 7, 2015 (McNeill, Johnson and Barden)
Had four different receivers catch a TD pass .....	vs. Elon (W, 47-14), Sept. 10, 2016 (Ford II; Hoffman; Bolus; Duke)

**AN OPPOSING PLAYER:**

Rushed for 100 yards .....	108, Devin Singletary vs. Florida Atlantic (L, 12-31), Nov. 25, 2017
Rushed for 100 yards (home game).....	108, Devin Singletary vs. Florida Atlantic (L, 12-31), Nov. 25, 2017
Rushed for 100 yards (road game) .....	153, Ito Smith at Southern Miss (L, 21-66), Nov. 18, 2017
Two players rushed for 100 yards .....	165, Jojo Kemp at Kentucky (L, 10-58), Nov. 21, 2015
.....	140, Boom Williams at Kentucky (L, 10-58), Nov. 21, 2015
Rushed for 200 yards.....	202, Aaron Miller, at The Citadel, Oct. 11, 2014
Had 100+ yards receiving .....	103, Willie Wright vs. Florida Atlantic (L, 12-31), Nov. 25, 2017
Had 100+ yards receiving (home game) .....	103, Willie Wright vs. Florida Atlantic (L, 12-31), Nov. 25, 2017
Had 100+ yards receiving (road game) .....	111, Kylen Towner at WKU (L, 14-45), Oct. 14, 2017
Had 200+ yards receiving .....	vs. Marshall (L, 10-34), Oct. 31, 2015 (Davonte Allen, 232)
Two players with 100 yards receiving.....	at Middle Tennessee (L, 73-14), Sept. 19 (Pettis, 167; Batties, 120)
Had Double-Digit Receptions .....	11, Penny Hart vs. Georgia State (L, 0-28), Sept. 23, 2017
Had Two Touchdowns Rushing .....	2, Devin Singletary vs. Florida Atlantic (L, 12-31), Nov. 25, 2017
Had Two Rushers with Two Touchdowns Rushing .....	2, Jahad Thomas, at Temple (L, 20-48), Sept. 24, 2016
.....	2, R. Armstead, at Temple (L, 20-48), Sept. 24, 2016
Had Two Touchdowns Rushing (home game) .....	2, Devin Singletary vs. Florida Atlantic (L, 12-31), Nov. 25, 2017
Had Two Touchdowns Rushing (road) .....	2, Alex McGough at FIU (L, 29-30), Sept. 30, 2017
Had 3+ Touchdowns Rushing.....	3, Ito Smith at Southern Miss (L, 21-66), Nov. 18, 2017
Had 3+ Touchdowns Rushing (home game) .....	3, Jeremy Cox, Old Dominion (L, 17-52), Oct. 1, 2016
Had Three Touchdowns Rushing (road game) .....	3, Ito Smith at Southern Miss (L, 21-66), Nov. 18, 2017
Had Two Touchdowns Receiving .....	2, Tyre Brady vs. Marshall (L, 3-14), Oct. 7, 2017
Had two players with 2 Touchdowns receiving .....	3, Ed Batties; 2, Terry Pettis at Middle Tennessee (L, 73-14), Sept. 19
Had 3+ Touchdowns Receiving .....	3, Zach Pascal at Old Dominion (L, 34-37), Oct. 17, 2015
Threw for 4 TDs .....	5, Mike White at WKU (L, 14-45), Oct. 14, 2017
Threw for 5 TDs .....	5, Mike White at WKU (L, 14-45), Oct. 14, 2017
Had 5 different receivers catch a TD pass .....	5, Mike White at WKU (L, 14-45), Oct. 14, 2017
Had 5 different runners rush for a TD .....	5, at #19 Kansas State (L, 7-55), Sept. 9, 2017

# AWARDS & HONORS

CHARLOTTE 49ERS CHARLOTTE 49ERS CHARLOTTE 49ERS



Ben DeLuca, 2016 Freshman all-America

## CONFERENCE USA AWARDS

### All-Conference USA

#### 2017

##### Honorable Mention:

Nate Davis, OL  
Ben DeLuca, DB  
Juwan Foggie, LB  
Jeff Gemmell, LB  
Eugene German, OL  
Arthur Hart, P  
Chris Montgomery, KR

##### All-Academic:

Tyriq Harris, LB

#### 2016

##### First Team:

Larry Ogunjobi, DL

##### Honorable Mention:

Brandon Banks, DL  
Nick Cook, LB  
Nate Davis, OL  
Austin Duke, WR  
Chris Montgomery, KR  
Kalif Phillips, RB  
Keaston Sinicki, LS

##### All-Freshman:

Tyriq Harris, LB  
Ben DeLuca, DB

##### Preseason (Coaches)

Larry Ogunjobi, DL  
Kalif Phillips, RB

##### All-Academic:

Lee McNeill, QB

#### 2015

##### Second Team

Larry Ogunjobi, DL  
Kalif Phillips, RB

##### All-Academic:

Lee McNeill, QB

##### C-USA Players of the Week

#### 2016

Hasaan Klugh	co-Offensive	Oct. 10, 2016
Terrance Winchester	Defensive	Nov. 7, 2016
Juwan Foggie	Special Teams	Nov. 7, 2016

#### 2015

Blake Brewer	Special Teams	Sept. 7, 2015
--------------	---------------	---------------

## ALL-AMERICA HONORS

### ALL-AMERICA

Pro Football Focus Freshman all-America  
2016

#### First team

Ben DeLuca, DB

Campus Insiders Freshman all-America  
2016

#### Honorable Mention

Ben DeLuca, DB

## PUBLICATION HONORS

### ALL-CONFERENCE USA

#### Phil Steele Publications

#### 2017:

Eugene German, 1st team  
Nate Davis, 3rd team  
Jeff Gemmell, 3rd team

#### 2016

Larry Ogunjobi, 1st team  
Nate Davis, 3rd team

#### 2015

Larry Ogunjobi, 2nd team

### Pro Football Focus

#### 2017:

Eugene German, 1st team  
Juwan Foggie, 2nd team

#### 2016: (All-Group of 5)

Larry Ogunjobi, 2nd team

#### Athlon Preseason

#### 2018

Nate Davis, 2nd team  
Ben DeLuca, 3rd team  
Jeff Gemmell, 3rd team  
Benny LeMay, 4th team

#### 2017

Nate Davis, 2nd team  
Ben DeLuca, 3rd team  
TL Ford II, 4th team

#### 2016

Larry Ogunjobi, 2nd team  
Jamal Covington, 3rd team  
Kalif Phillips, 3rd team  
Terrence Winchester, 3rd team

#### 2015

Austin Duke, 3rd team  
Kalif Phillips, 3rd team  
Jamal Covington 4th team



## PRESEASON NATIONAL AWARD WATCH LISTS

#### 2016

Larry Ogunjobi, Bednarik Award (Top Defensive Player)  
Larry Ogunjobi, Outland Trophy (Top Interior Lineman)  
Jamal Covington, AllState Good Works Team (Leadership; Community Service)  
Jamal Covington, Wuerffel Trophy (Community Servant)

## National Watch Lists

### ▼BEDNARIK AWARD

### ▼OUTLAND TROPHY

2016: Red-shirt senior nose tackle Larry Ogunjobi was named to the watch lists for the Bednarik Award (top collegiate defensive player) and the Outland Trophy (top interior lineman), becoming the first 49ers player named to an FBS National Watch List.



## POST-SEASON ALL-STARS:

2016

**SENIOR BOWL (Jan. 28 - Mobile, Ala.)**

Larry Ogunjobi, DT, Charlotte

**COLLEGE GRIDIRON SHOWCASE (Jan. 11 - Bedford, TX)**

Austin Duke, WR, Charlotte

**TROPICAL BOWL (Jan. 15 - Daytona Beach, Fla.)**

Austin Duke, WR, Charlotte

## ACADEMIC AWARDS

### COSIDA ACADEMIC ALL-AMERICA/ALL-DISTRICT

2016

Lee McNeill, all-District 3 (3.98 GPA; Business Administration)

### CONFERENCE USA

**Scholar-Athlete of the Year**

Lee McNeill, 2015-16

**Castaneda Post-Graduate Scholarship**

Lee McNeill, 2016-17

**All-Academic Team**

2017:

Tyriq Harris LB

2016:

Lee McNeill, QB

2015:

Lee McNeill, QB

## FCS AWARDS

**Sports Network's Jerry Rice Award Watch List (FCS top first-year player):**

2013: Matt Johnson, QB (11th in voting; 4th among QB)

### ALL-FCS INDEPENDENT CONFERENCE AWARDS

#### FRESHMAN OF THE YEAR

**FCS Independent (collegesportsmadness.com)**

2013: Matt Johnson, FCS Independent (collegesportsmadness.com)

### ALL-CONFERENCE

**FCS Independent (collegesportsmadness.com)**

2013

Larry Ogunjobi, DL	First Team
Mark Hogan, LB	First Team
Martay Mattox, DB	First Team
Mikel Hunter, KR	First Team
Kalif Phillips, RB	Second Team
Austin Duke, WR	Second Team
Jamal Covington, OL	Second Team
Daniel Book, OL	Second Team
Brandon Banks, DL	Second Team
Caleb Clayton-Molby, LB	Second Team
Terrance Winchester, DB	Second Team
Blake Brewer, K	Second Team
Matt Johnson, QB	Third Team
Thomas La Bianca, OL	Third Team
Tanner Fleming, DL	Third Team
Nico Alcalde, LB	F Third Team
Terry Caldwell, LB	Third Team

### WEEKLY FCS ALL-CONFERENCE AWARDS

**College Football Performance Weekly Awards:**

2014

**Week 11:** D. Alexander, Nat'l KR of Week (sch.rec. 220 yds; 95-yd TD) (game 9)

**Week 9:** Kalif Phillips, HM all-Purpose (168 yds rush; 52 yds rec.) (game 8)

**Week 7:** Austin Duke, Nat'l all-Purpose Performer of Week (12 rec., 254 yds, 4 TD)  
BSN FCS Athlete of the Week

**Week 6:** Larry Ogunjobi, HM DL (8 tackles; 4 TFL; 1.0 Sack)

**Week 5:** Austin Duke, HM Receiver (251 yds; 2 TD)  
Kalif Phillips, HM RB (196 yds; 2 TD)

**Week 2:** Blake Brewer, HM Kicker (3-3 FG; 5-5 PAT)

2013

**Week 9:** Nico Alcalde, HM LB of the Week (8 tckls; 3 TFL; 1 FF; 1 FRec.)

**Week 6:** Matt Johnson, HM QB of the Week (27-46; 342 yds; 5 TD)

**Week 3:** Terry Caldwell, HM Defensive Player of Week (7 tkl, 3 tfl, 1 fum rec.)

**Week 2:** Mikel Hunter, National Kickoff Returner of the Week (96 yard Kickoff return for Touchdown)  
Matt Johnson, HM QB of Week (5 TD's)

**Week 1:** Blake Brewer, HM K of Week (3-3 FG; 5-5 PAT)

### BSN FCS Athlete of the Week

2014

**Week 7:** Austin Duke  
12 rec., 254 yds, 4 TD

### Madness FCS Independent Weekly Awards:

2013

**Week 13:** Kalif Phillips, Offensive Player of the Week (86 yds; 3 TD's; 50-yard TD run)  
Caleb Clayton-Molby, Defensive Player of the Week (12 tackles; 9 solo; 1 INT and 70-yard TD return; 1 FF)

**Week 7:** Austin Duke, Offensive Player of the Week (9 catches; season-high 128 yards; long of 48)

**Week 6:** Matt Johnson, Offensive Player of the Week (27-of-46; 342 yds; 5 TDs)

**Week 5:** Matt Johnson, Offensive Player of the Week (15-for-23; 269 yds; 3 TDs)

**Week 2:** Micah Bryan, Defensive Player of the Week (6 tackles, 2 TFL, one sack, one fum. rec., one INT)

**Week 1:** Mark Hogan, Defensive Player of the Week (One INT (32 yd TD); 49ers first-ever TD; 6 tackles)

## 2013 JERRY RICE AWARD FINALIST

*Red-shirt freshman quarterback Matt Johnson was one of 21 finalists for the 2013 Jerry Rice Award given to the FCS top first-year player. Johnson, who threw for 2581 yards and 21 touchdowns, finished 11th in the voting. Among the six QB finalists, Johnson was tops in passing yards and total offense (2999 yards) and second in passing TDs.*







#GOLDSTANDARD	#ROCKSOLID	#GOLDSTANDARD	#ROCKSOLID
<b>ALL-TIME LETTERWINNERS</b>			
<b>AAAA</b>			
Abrams, Jordan	2014	Duncan, Garrison	2015-17
Adkins, Ralph	1947	Duncan, Hugh	1948
Afam, Emmitt	2014	Duncan, Zach	2015-17
Alcalde, Nico	2013-14	<b>EEEE</b>	
Alexander, Carroll	1947	Eury, Jason	2013-14
Alexander, Damarrell	2013-14	Evans, Ray	1947
Allen	1946	<b>FFFF</b>	
Allen, Jalen	2017	Fain, Tyler	2015-17
Ashmore	1946	Fenessey, Ray	1947
Asher, Christian	2015-16	Fields, Peter	2013-14
<b>BBBB</b>		Finesey, Roy	1948
Banks, Brandon	2013-16	Fisher, Jaelin	2017
Barden, Brooks	2015, 17	Fleming, Tanner	2013-16
Barnett, Dave	1947	Floyd, Desmond	2015
Barnwell, Alan	2013	Foard, R.E.	1948
Barr, Jared	2013-16	Foggie, Juwan	2014-17
Beck, Hayden	2013	Ford II, T.L.	2014-17
Benton	1946	Foreman, Dave	1946-47
Bernard, Sean	2017	Foust, David	2017
Blankenship, Bill	1947	Fowler, Kenneth "Mack"	1947
Blitch, Daniel	2013-14	<b>GGGG</b>	
Boger, Fred	1946	Gabriel, Gus	1948
Bolus, Justin	2013-16	Gabriel, Ural	1948
Book, Danny	2013-15	Gainey, Donjore	2013-15
Bostick, Trent	2013-15, 17	Gamble, Morris	1948
Brewer, Blake	2013-16	Gemmell, Jeff	2016-17
Bridges-Thompson, Justin	2013-16	Gent, Kariym	2013
Brown, Chris	2015-17	German, Eugene	2014-17
Browning, William	1947	Gibbs, Marquavis	2017
Buie, Andrew	2015	Goans, Jack	1948
Bumgarner, Zach	2013-16	Gordon, Richard	1946-47
Burghalter, Phillip	1947	Graham, Will	2017
Butler, Anthony	2016-17	Gunn, Jack	1948
<b>CCCC</b>		Gupton	1946
Caldwell, Terry	2013	<b>HHHH</b>	
Carriere, Ryan	2017	Hailey, Harold	1947
Carroll, Nick	2014-16	Halmon, Nick	2014
Cash, David	1948	Hardy, Jon	2017
Cheatem, Robert	2017	Harr	1946
Clark, Albert	1947	Harris, Tyriq	2016-17
Clark, Cameron	2016-17	Hart, Arthur	2014-17
Clayton-Molby, Caleb	2013-15	Haynes, Christian	2017
Clegg, Devin	2013-16	Hemby, Sam	1947
Conder, Bob	1946-47	Hendrix	1946
Connor, Billy	1948	Herkley, Eric	2014-15
Cook, Nick	2015-16	Highsmith, Alex	2016-17
Cooper, Desmond	2013-14	Hoffman, Kyle	2013, 2015-16
Corbett, Kyle	2017	Hogan, Mark	2013
Covington, Anthony	2015-17	Holmes, Ardy	2013-15
Covington, Jamal	2013-16	Holmes, Michael	2016-17
Coxe, Bill	1948	Holt, Jalen	2013-15
Crawford, C.J.	2013	Horne, Timmy	2017
Crouser, Dustin	2014	Hunter, Mikel	2013
Cunningham Jr, Greg	2013-15	<b>IIII</b>	
<b>DDDD</b>		Irvin, Darius	2016-17
Darley, Cam	2015-17	Irvin, Denzel	2015-117
Davis, Bob "Goat"	1946-47	<b>JJJJ</b>	
Davis, Kedrick	2016	Jackson	1946
Davis, Markevis	2014-17	Jacques, Ben	2017
Davis, Nate	2015-17	Jenkins, John	1948
Davis, Robert	1948	Johnson, Devon	2013, 2015
DeLuca, Ben	2016-17	Johnson, John	1948
DeStefani, Tyler	2013-14	Johnson, Matt	2013-16
Devine, Dmarjai	2013-14	Jolly, Jimmy	1947
Dillon, Ronald	1948	Jordan, Quinton	2017
Doctor, Tommy	2016-17	<b>KKKK</b>	
Dozier, Branden	2014-15	Kendrick, Leon	1947
Drake, Darren	2015-17	Kerr, "Fatback"	1947
Drummond, Arthur "Buddy"	1947-48	King, Karrington	2014-17
Duke, Austin	2013-16	Kiser, John	1947
Dulmage, Connor	2015	Kissiah, Jack	1948
Duncan, Alex	2016	Kissiah, Ray	1948
Duncan, D.F.	1948	Klugh, Hasaan	2016-17
		Knight, Hillard	1947
		Kofa, Workpeh	2015-17
		<b>LLLL</b>	
		La Blanca, Thomas	2013-16
		LeMay, Ben	2016-17
		LeMay, Uriah	2015-17
		Little, Zeb	2013
		Littlejohn, David	1947
		Lucas, Daquan	2013-16
		Lucas, Stedman	2017
		Lyon, Nafees	2016
		<b>MMMM</b>	
		Macauley, Nigel	2017
		Martin, Nick	2017
		Mason, Bubba	1947
		Matthews, Douglas (Dugald)	1947
		Mayela, Prince	2013-15
		McAllister, Aaron	2017
		McDonald, A.J.	2016-17
		McDonough, Brian	2017
		McNeill, Lee	2013-16
		Middleton, James	2013-15
		Mock, James	1947-48
		Montgomery, Chris	2014-17
		Montini, Mark	2013-14
		Mullen, Nate	2016-17
		Murphy, Richard	2014-15
		Muscarello, Stephen	2014; 2016
		<b>NNNN</b>	
		Nesmith Jr., Corey	2013-15
		Nixon, Cortez	2013-15
		Norman, Tank	2013-15
		Nuzum, Ed	1947
		<b>OOOO</b>	
		Ogunjobi, Larry	2013-16
		Olsen, Kevin	2016
		<b>PPPP</b>	
		Parker, Kendal	2013
		Pearson, Devin	2013, 2015
		Perry, Casey	2013-16
		Pettit, Mark	2013-14
		Petzke, Alex	2013
		Pezzone, Hayden	2014; 16
		Phillips, Chris	2017
		Phillips, Kalif	2013-16
		<b>QQQQ</b>	
		Quattlebaum, Mark	2015-17
		<b>RRRR</b>	
		Ray, Johnny	2017
		Reid, DaQuavius	2014-15
		Rhinehart, EJ	2013-16
		Robinson, Elijah	2013
		Rolle, Ed	2016-17
		Rose, Daniel	2017
		<b>SSSS</b>	
		Sanders, Buck	1947
		Saunders, Richard	1948
		Sinicki, Keaston	2013-16
		Sledge, Mason	2013-15
		Smith, Bradan	2015-16
		Stacy, Trevor	2017
		Starnes, Jordan	2014-16
		Starnes, Paul	1947
		Starr, JT	2017
		Strupp, Brandon	2013
		Suydam, Randy	2016
		<b>TTTT</b>	
		Tallent, John	1948
		Teagle, Ted	1946
		Thomas, Will	2013-15
		Thomas, Zach	2013-15
		Thompson, James "Ted"	1947
		Thompson, Joe	2017
		Thomson, Payton	2013

#GOLDSTANDARD	#ROCKSOLID
Tomberlin, Chris	2017
Toomer, Arthur	1946
Tucker	1946
Tucker, Najee	2015
Tyler, R.J.	2015-17
<b>VVVVV</b>	
Vansickle, Jackson	2017
<b>WWWWW</b>	
Washington, Robert	2016
Wellenhofer, Jack	2016
Williams, Red	1946
Wilson, Ed	1947-48
Wilson, Gib	1947
Winchester, Terrance	2013-16
Windle, Bruce	1947
Wingate	1946
Winston, Jamar	2016-17
Wolljung, Joe	2014
Woods, Keshawn	2017
Wylie, Bob	1947
Wynn, Tre'Shun	2014
<b>YYYYY</b>	
York, Carroll	1946-47
<b>ZZZZZ</b>	
Zacherl, Wolfgang	2013, 2015-17

## #49

The Charlotte 49ers coaching staff recognizes a player each game with the honor of wearing the #49 jersey. The player is selected by the coaching staff for best demonstrating the standards expected of the 49ers.

In 2013, the back of the jersey included one of the four G-O-L-D standards: Grit, Opportunity, Leadership and Determination.

The first player chosen to wear the No. 49 jersey was red-shirt freshman nosetackle Larry Ogunjobi, in the 49ers inaugural game vs. Campbell, Aug. 31, 2013. (pictured)

### 2013

#### Larry Ogunjobi, NT, Campbell

Caleb Clayton-Molby, LB, Chowan  
Mikel Hunter, WR, NCCU  
Danny Book, RT, at JMU  
Devon Johnson, DE, at PC  
Thomas La Bianca, C, Gardner-Webb  
Alan Barnwell, RB, UNC Pembroke  
Keaston Sinicki, LS, at Charleston Southern  
Nico Alcalde, LB, at Coastal Carolina  
Mark Hogan, LB, Wesley College  
Casey Perry, LG, at Morehead State

### 2014

Jamal Covington, LT, at Campbell  
Jarred Barr, C, Johnson C. Smith  
Caleb Clayton-Molby, ILB, at NC Central  
Danny Book, RT, at Elon  
Brandon Banks, DE, Charleston Southern  
Thomas La Bianca, C, at Gardner-Webb  
Larry Ogunjobi, NT, at Citadel  
Mark Montini, H, James Madison  
Trent Bostick, WR, Coastal Carolina  
Kalif Phillips, RB, Wesley College  
Austin Duke, SR, Morehead State

### 2015

Jamal Covington, LT, at Georgia State  
Danny Book, RT, Presbyterian  
Jarred Barr, C, at Middle Tennessee  
Eugene German, RT, Florida Atlantic  
Zach Duncan, DE, Temple  
Tanner Fleming, NT, at Old Dominion  
Richard Murphy, H, Southern Miss  
Dylan Ratliff (son of Phil Ratliff), Marshall  
Nate Davis, RG, at FIU  
Kalif Phillips, RB, UTSA  
Thomas La Bianca, C, at Kentucky  
Danny Book, RT, at Rice

### 2016

Justin Bolus, H, at UL  
Matt Johnson, RB, Elon  
Justin Bridges-Thompson, LB, Eastern Michigan  
Tyriq Harris, LB, at Temple  
Nate Davis, OL, Old Dominion  
Eugene German, OL, at Florida Atlantic  
Thomas La Bianca, OL, FIU  
Ben DeLuca, DB, at Marshall  
Jarred Barr, OL, at Southern Miss  
Chris Brown, OL, Rice  
Zach Bumgarner, H, Middle Tennessee  
Wolfgang Zacherl, OL, at UTSA

### 2017

Darren Drake, OL, at EMU  
Tommy Doctor, DL, at Kansas State  
Juwan Foggie, LB, vs. NC A&T  
Arthur Hart, P, vs. Georgia State  
Brian McDonough, LS, at FIU  
Jaelin Fisher, OL, vs. Marshall  
Tyler Fain, DL, at WKU  
Karrington King (inj.), LB, vs. UAB  
Eugene German, OL, at Old Dominion  
Anthony Butler, LB, vs. Middle Tennessee  
Nate Davis, OL, at Southern Miss  
Markevis Davis, LB, vs. Florida Atlantic



#### NOTE:

Two players wore the jersey four times:  
Danny Book and Thomas La Bianca.

Book wore the jersey in each of his three seasons, including twice in 2015 -- becoming the only player to wear it twice in one season. La Bianca wore the jersey in each of his four seasons, the program's first four years.

**#GOLDSTANDARD**
**#ROCKSOLID**
**#GOLDSTANDARD**
**#ROCKSOLID**

# ALL-TIME NUMBERS

*(1946-48 rosters on following page)*

<b>2</b>	Will Thomas	2013-15	Bradán Smith	2016	<b>44</b>	Kendal Parker	2013	<b>73</b>	Jamal Covington	2013-16
	Kedrick Davis	2016	Martay Mattox	2013		Cam Darley	2015-16		David Foust	2017
	Kevin Olsen	2016	Najee Tucker	2015		Nigel Macauley	2017	<b>74</b>	Thomas La Bianca	2013-16
	Ed Rolle	2017	Robert Washington	2016-17	<b>45</b>	Devin Pearson	2013	<b>75</b>	Eugene German	2014-17
<b>3</b>	Kariym Gent	2013	Prince Mayela	2013-15		Christian Asher	2015-16	<b>76</b>	Daniel Blitch	2013-14
	Branden Dozier	2014-15	Juwan Foggie	2017	<b>46</b>	DaQuavius Reid	2013-15	<b>77</b>	Wolfgang Zacherl	13, 15-17
	Kalif Phillips	2014-16	Donjore Gainey	2013-15		Alex Highsmith	2016-17	<b>78</b>	Kyle Hoffman	2013-14
	Mark Quattlebaum	2017	JT Starr	2017	<b>47</b>	Mark Montini	2013-14	<b>79</b>	Trevor Stacy	2016-17
<b>4</b>	Corey Nesmith Jr.	2013-15	<b>23</b>	Daquan Lucas	2013		Kyle Hoffman	<b>80</b>	Jeff Walker	2014
	Justin Bridges-Thompson	2016		Maetron Thomas	2014	<b>48</b>	Keaston Sinicki	<b>81</b>	Reggie Woods	2014
	Chris Montgomery	2017		Anthony Covington	2015-17		<b>50</b>	<b>82</b>	Ben Jacques	2016-17
<b>5</b>	Lee McNeill	2013-16		Kameron Duncan	2017		Jarred Barr	<b>83</b>	Trent Bostick	13-15, 17
	Tre'Shun Wynn	2014	<b>24</b>	Alan Barnwell	2013		Karrington King	<b>84</b>	Jason Eury	2013-14
	Brandon Banks	2016		Daquan Lucas	2014-16	<b>51</b>	Robert Williams	<b>85</b>	Nate Mullen	2016-17
	TL Ford II	2017	<b>25</b>	Kalif Phillips	2013		Zack Bumgarner	<b>86</b>	Juwan Foggie	2014; 16
<b>6</b>	Terry Caldwell	2013		Denzel Irvin	2015-17		Chris Brown	<b>87</b>	Luke Sonricker	2013
	Nick Cook	2014-16	<b>26</b>	Cortez Nixon	2013-15	<b>52</b>	Christian Young	<b>88</b>	Richard Murphy	2014-15
	Workpeh Kofa	2015-17		Jacione Fugate	2017		Brandon Rodriquez	<b>89</b>	Ryan Carriere	2017
<b>7</b>	Jalen Holt	2013-15	<b>27</b>	Terrance Winchester	2013-16		Zach Duncan	<b>90</b>	Blake Brewer	2013-16
	Andrew Buie	2015	<b>28</b>	Greg Cunningham Jr.	2013-15		Cam Darley	<b>91</b>	EJ Rhinehart	2013-14
	Mark Quattlebaum	2016		Ben DeLuca	2016-17	<b>53</b>	Eric Herkley	<b>92</b>	Zach Bumgarner	2015-16
	Hasaan Klugh	2017	<b>29</b>	Micah Bryan	2013		Jalen Allen	<b>93</b>	Chris Phillips	2017
<b>8</b>	Matt Johnson	2013-16		Akease Rankin	2016		Jordan Starnes	<b>94</b>	Dmarjai Devine	2013
	Ardy Holmes	2014-15	<b>30</b>	Quintin Gay	2013-14	<b>55</b>	Brian McDonough	<b>95</b>	RJ Tyler	2015-17
	Markevis Davis	2017		Darius Irvin	2016		Mason Sledge	<b>96</b>	Elijah Robinson	2013
<b>9</b>	Mark Hogan	2013	<b>31</b>	Alex Petzke	2013		Jean Eason	<b>97</b>	TL Ford	2014
	Dmarjai Devine	2014		Markevis Davis	2014-16	<b>56</b>	Cam Darley	<b>98</b>	Devon Johnson	2015
	Uriah LeMay	2015-17	<b>32</b>	Damarrell Alexander	2013-14		Randy Suydam	<b>99</b>	Chris tomlerlin	2017
	Nafees Lyon	2016		Benny LeMay	2016-17	<b>57</b>	Will Graham	<b>100</b>	Peter Fields	2013-14
<b>10</b>	Austin Duke	2013-16	<b>33</b>	Brandon Strupp	2013		Justin Bridges-Thompson	<b>101</b>	Tommy Doctor	2016-17
	Tyriq Harris	2017		Garrison Duncan	2015-17	<b>58</b>	Dustin Crouser	<b>102</b>	Nick Carroll	2014-17
<b>11</b>	Mark Pettit	2013-14	<b>34</b>	Nico Alcalde	2013-14		Johnny Ray	<b>103</b>	James Middleton	2013-15
	Emmitt Afam	2014		Jeff Gemmell	2016-17	<b>59</b>	Payton Thomson	<b>104</b>	Nick Martin	2017
	Desmond Floyd	2015	<b>35</b>	Tyriq Harris	2016		Darren Drake	<b>105</b>	Hayden Beck	2013-14
	Ed Rolle	2016		Nick Halmon	2014-15	<b>60</b>	Zach Thomas	<b>106</b>	Stedman Lucas	2017
	Quinton Jordan	2017	<b>36</b>	Kyle Hoffman	2016		Tyler Fain	<b>107</b>	Kyle Taylor	2013
<b>12</b>	C.J. Crawford	2013		Robert Cheatem	2017	<b>61</b>	Cameron Curlings	<b>108</b>	Josh Manley	2015
	Brooks Barden	2015, 17	<b>37</b>	Hayden Pezzoni	2014-16		Nate Davis	<b>109</b>	Michael Holmes	2016
	Alex Duncan	2016		Keshaun Woods	2017	<b>62</b>	Larry Ogunjobi	<b>110</b>	Devin Clegg	2013-16
<b>13</b>	Desmond Cooper	2013-14	<b>38</b>	Zeb Little	2013		Joe Wolljung	<b>111</b>	Devon Johnson	2013
	TL Ford II	2015-16		Connor Dulmage	2015	<b>63</b>	Jack Wellenhofer	<b>112</b>	Tanner Fleming	2013-16
	Zach Duncan	2017	<b>39</b>	McAllister, Aaron	2017		Mitch Monska	<b>113</b>	Timmy Horne	2017
	Daniel Rose	2017		Corbett, Kyle	2017	<b>64</b>	Danny Book	<b>114</b>	Brandon Banks	2013-15
<b>14</b>	Tank Norman	2013-15	<b>40</b>	Brian McDonough	2015		Jaelin Fisher	<b>115</b>	Jon Hardy	2017
	Mark Quattlebaum	2015		Ardy Holmes	2013	<b>65</b>	Stephen Muscarello	<b>116</b>		
	Michael Holmes	2017	<b>41</b>	Arthur Hart	2014-17		Casey Perry	<b>117</b>		
	Joe Thompson	2017		Jordan Abrams	2013-14	<b>66</b>	Zach Bumgarner	<b>118</b>		
<b>15</b>	Justin Bolus	2013-16	<b>42</b>	AJ McDonald	2016-17		Cameron Clark	<b>119</b>		
	Marquavis Gibbs	2017		Caleb Clayton-Molby	2013-15	<b>67</b>	Tevin Lawshe	<b>120</b>		
<b>16</b>	Bradán Smith	2015	<b>43</b>	Anthony Butler	2016		Jamar Winston	<b>121</b>		
	Hasaan Klugh	2016		Tyler DeStefani	2013-14	<b>68</b>		<b>122</b>		
	Darius Irvin	2017		Christian Haynes	2017			<b>123</b>		
<b>17</b>	Joc Watkins	2014				<b>69</b>		<b>124</b>		
	EJ Rhinehart	2015-16				<b>70</b>		<b>125</b>		
	Anthony Butler	2017				<b>71</b>		<b>126</b>		
<b>18</b>	Mikel Hunter	2013				<b>72</b>		<b>127</b>		
	Chris Montgomery	2014-16				<b>73</b>		<b>128</b>		
	Jackson Vansickle	2017				<b>74</b>		<b>129</b>		
<b>19</b>	Patrick O'Brien	2013				<b>75</b>		<b>130</b>		
	Devin Pearson	2015				<b>76</b>		<b>131</b>		



#GOLDSTANDARD		#ROCKSOLID	
1946 Charlotte Center of University of North Carolina "Owls"			
No.	Name	Pos.	Hometown/H.S
	Henry Ashemore	QB	Charlotte, N.C./Central H.S.
	Clyde Allen	Tackle	
	W.P. Benton	Back	
	Fred Boger	Back	Charlotte, N.C./Central H.S.
	Bob Conder	Guard	Charlotte, N.C./Central H.S.
	Bob "Goat" Davis	Back	Charlotte, N.C./Central H.S.
	Dave Foreman	QB	Charlotte, N.C./Central H.S.
	Richard Gordon	End	
	Dave Griffith	Back	Charlotte, N.C./Central H.S.
	Bill Gupton	Back	
	Harry Harr	Tackle	Charlotte, N.C./Central H.S.
	Tom Hendrix	End	
	Ed Jackson	Center	/Greenville High
	Ted Teagle	Back	
	Arthur Toomer	Guard	Charlotte, N.C./Central H.S.
	Bruce Tucker	Back	
	Red Williams	Tackle	Charlotte, N.C./Central H.S.
	Willie Wingate	End	Charlotte, N.C./Harding
	Carroll York	End	Charlotte, N.C./Tech H.S.

Head Coach: Art Deremer      Captain: Red Williams

1947 Charlotte Center of University of North Carolina "Owls"			
No.	Name	Pos.	Hometown/H.S.
(13)	Ralph Adkins	Back	
30	Carroll Alexander	Tackle	
10	Dave Barnett	Back	Charlotte, N.C./Central H.S.
	Bill Blankenship	Back	
2	William Browning*	Back	
6	Phillip Burkhalter*	Back	
22	Albert Clark	Back	
	Bob Conder	Guard	Charlotte, N.C./Central H.S.
1	Bob "Goat" Davis*	Back	Charlotte, N.C./Central H.S.
24	Buddy Drummond*	Tackle	
	Ray Evans	Back	
(2)	Roy Fenessey		
3	Dave Foreman	QB	Charlotte, N.C./Central H.S.
12	Kenneth "Mack" Fowler*	End	
17	Richard Gordon	End	
19	Harold Hailey*	Center	
(1)	Sam Hemby	End	
	Jimmy Jolly	back	
16	Leon Kendrick	Center	Charlotte, N.C./Central H.S.
	"Fatback" Kerr	Tackle	Charlotte, N.C./Tech H.S.
14	John Kiser*	Center	
21	Hillard Knight	End	
15	David Littlejohn*	Guard	
(9)	Bubba Mason		
7	Douglas (Dugald) Matthews*	Back	
8	James Mock*	Back	
13	Ed Nuzum	End	
11	Buck Sanders	End	
32	Paul Starnes	Guard/Back	
5	James "Ted" Thompson*		
23	Ed Wilson*	Tackle	
18	Brice Windle	Tackle	
	Gib Wilson	Back	
20	Bob Wylie*	Guard	Charlotte, N.C./Central H.S.
4	Carroll York*	End	Charlotte, N.C./Tech H.S.

Head coach: Marion "Footsie" Woods  
Assistant coach: Jim Taylor

1948 Charlotte Center of University of North Carolina "Owls"			
No.	Name	Pos.	Hometown/H.S.
3	James Mock	RB	
4	Billy Connor	RB	
5	Jack Kissiah	RB	
6	David Cash	QB	
6	Gus Gabriel	QB	
7	Arthur Drummond	T	
8	D.F. Duncan	G	
9	John Tallent	G	
10	John Jenkins	E	
11	Morris Gamble	E	
13	Jack Goans	C	
14	Richard Saunders	C	
15	Ray Kissiah	E	
16	R.E. Foard	E	
17	Ronald Dillon	E	
18	Jack Gunn	RB	
19	Bill Coxe	RB	
20	Ural Gabriel	RB	
21	Hugh Duncan	FB	
22	Robert Davis	RB	
23	Edward Wilson	T	
24	John Johnson	RB	
	Roy Finesey		

Head coach: Carol Blackwell

## ALL-TIME STARTING LINEUPS

### 2017 STARTING LINEUPS

#### BASE OFFENSE [SPREAD]

	WR	LT	LG	C	RG	RT	QB	RB/WR	H/WR/RB	SR/H	WR
EMU	Ford II	Brown	Zacherl	Drake	N. Davis	German	Klugh	Washington	Mullen	Quattlebaum	Bostick
KSU	Ford II	Brown	Zacherl	Drake	N. Davis	German	Klugh	Washington	Tyler	Quattlebaum	Bostick
NC A&T	Ford II	Brown	Zacherl	Drake	N. Davis	German	Klugh	Washington	Mullen	Quattlebaum	Bostick
GSU	Ford II	Clark	Brown	Drake	N. Davis	German	Klugh	B. LeMay	Tyler	Quattlebaum	Kofa
FIU	Bostick	Clark	Brown	Fisher	N. Davis	German	Klugh	B. LeMay	Tyler	Phillips	Kofa
MAR	Ford II	Brown	Zacherl	Drake	N. Davis	German	Klugh	B. LeMay	Tyler	Bostick	Kofa
WKU	Ford II	Clark	Zacherl	Drake	N. Davis	German	Barden	McAllister	Tyler	Quattlebaum	Bostick
UAB	Ford II	Clark	Zacherl	Drake	N. Davis	German	Klugh	B. LeMay	Tyler	Montgomery	Kofa
ODU	Ford II	Clark	Brown	Drake	N. Davis	German	Klugh	B. LeMay	Tyler	Phillips	Bostick
MT	Bostick	Clark	Brown	Drake	N. Davis	German	Klugh	B. LeMay	Tyler	Quattlebaum	Kofa
USM	Ford II	Clark	Brown	Drake	N. Davis	German	Klugh	B. LeMay	Tyler	Quattlebaum	Bostick
FAU	Ford II	Clark	Zacherl	Drake	N. Davis	German	Klugh	B. LeMay	Tyler	Phillips	Bostick

#### BASE DEFENSE [3-4]

	DE	NT	DE	OLB	ILB	ILB	OLB	CB	S	S	CB
EMU	Z. Duncan	Fain	Hardy	Foggie	Gemmell	King	Harris	De. Irvin	Rolle	DeLuca	Gibbs
KSU	Z. Duncan	Fain	Doctor	Foggie	Gemmell	King	Harris	Covington	Rolle	DeLuca	Gibbs
NC A&T	Z. Duncan	Fain	Doctor	Foggie	Gemmell	King	Harris	Covington	Rolle	McDonald	Gibbs
GSU	Z. Duncan	Fain	Doctor	Foggie	Gemmell	King	Harris	Covington	Rolle	DeLuca	Gibbs
FIU	Z. Duncan	Fain	Doctor	Foggie	Gemmell	King	Harris	Covington	Rolle	DeLuca	Gibbs
MAR	Z. Duncan	Fain	Hardy	Foggie	Gemmell	King	Harris	Covington	Rolle	DeLuca	De. Irvin
WKU	Z. Duncan	Fain	Doctor	Foggie	Butler	King	Harris	De. Irvin	Jordan	DeLuca	Cheatem
UAB	Z. Duncan	Fain	Doctor	Foggie	Gemmell	Butler	Harris	De. Irvin	Rolle	DeLuca	Cheatem
ODU	Z. Duncan	Fain	Doctor	Foggie	Gemmell	Butler	Harris	Jordan	Rolle	DeLuca	Cheatem
MT	Z. Duncan	Fain	Doctor	Foggie	Gemmell	Butler	Harris	Jordan	Rolle	DeLuca	Cheatem
USM	Doctor	Fain	Horne	Foggie	Gemmell	Butler	Harris	Jordan	Rolle	McDonald	Cheatem
FAU	Holmes	Fain	Horne	M. Davis	Gemmell	Butler	Harris	Jordan	Rolle	DeLuca	Cheatem

### 2016 STARTING LINEUPS

#### BASE OFFENSE [SPREAD]

	WR	LT	LG	C	RG	RT	QB	RB/WR	H/WR/RB	SR/H	WR
UL	Kofa	Covington	Perry	La Bianca	N. Davis	Brown	Olsen	Phillips	Bolus	Duke	Ford II
Elon	Kofa	Brown	Perry	La Bianca	N. Davis	German	Olsen	Phillips	Mullen	Duke	Ford II
EMU	Kofa	Brown	Perry	La Bianca	Zacherl	German	Olsen	B. LeMay	Mullen	Duke	Ford II
Temple	Kofa	Covington	Perry	La Bianca	N. Davis	German	Olsen	Phillips	Bolus	Duke	Ford II
ODU	Kofa	Brown	Perry	La Bianca	N. Davis	German	Olsen	Phillips	Bolus	Duke	Ford II
FAU	Kofa	Brown	Perry	La Bianca	N. Davis	German	Klugh	Phillips	Bolus	Bumgarner	Ford II
FIU	Kofa	Brown	Perry	La Bianca	N. Davis	German	Klugh	Phillips	Washington	Duke	Ford II
Marshall	Kofa	Brown	Perry	La Bianca	N. Davis	German	Klugh	Phillips	Hoffman	Duke	Ford II
USM	Kofa	Covington	Perry	La Bianca	N. Davis	Brown	Klugh	Phillips	Hoffman	Duke	Ford II
Rice	Kofa	Clark	Perry	La Bianca	Zacherl	Brown	Klugh	Phillips	Hoffman	Duke	Ford II
MT	Kofa	Covington	Perry	La Bianca	Zacherl	Brown	Klugh	Phillips	Mullen	Duke	Ford II
UTSA	Kofa	Clark	Perry	La Bianca	Barr	Zacherl	Klugh	Phillips	Hoffman	Duke	Ford II

#### BASE DEFENSE [3-4]

	DE	NT	DE	OLB	ILB	ILB	OLB	CB	S	S	CB
UL	Suydam	Ogunjobi	Duncan	Lucas	Cook	King	Starnes	Winchester	McDonald	Rolle	K. Davis
Elon	Banks	Ogunjobi	Carroll	Lucas	Cook	King	Starnes	A. Covington	McDonald	Rolle	K. Davis
EMU	Banks	Ogunjobi	Carroll	Lucas	Cook	King	Starnes	A. Covington	McDonald	Rolle	K. Davis
Temple	Banks	Ogunjobi	Carroll	Lucas	Cook	King	Harris	Winchester	McDonald	Rolle	K. Davis
ODU	Banks	Ogunjobi	Carroll	Lucas	Cook	King	Harris	A. Covington	McDonald	DeLuca	K. Davis
FAU	Banks	Ogunjobi	Carroll	Lucas	Cook	King	Harris	A. Covington	McDonald	DeLuca	K. Davis
FIU	Banks	Ogunjobi	Carroll	Lucas	Cook	King	Harris	A. Covington	McDonald	DeLuca	K. Davis
Marshall	Banks	Ogunjobi	Carroll	Lucas	Cook	King	Harris	A. Covington	McDonald	DeLuca	K. Davis
USM	Banks	Ogunjobi	Carroll	Lucas	Cook	King	Harris	De. Irvin	Rolle	DeLuca	K. Davis
Rice	Banks	Ogunjobi	Carroll	Lucas	Cook	King	Harris	A. Covington	Rolle	DeLuca	Winchester
MT	Banks	Ogunjobi	Carroll	Lucas	Cook	King	Harris	A. Covington	Rolle	DeLuca	Winchester
UTSA	Banks	Ogunjobi	Carroll	Lucas	Cook	King	Highsmith	De. Irvin	Rolle	DeLuca	A. Duncan

### 2012-2016 First Class of 49ers



#### THE FIRST CLASS

19 players who came in as freshman for the red-shirt season in 2012 and completed their eligibility as fifth-year seniors in the 2016 season (from left to right):

**Front row:** Brandon Banks, Lee McNeill, Matt Johnson, Austin Duke, Justin Bolus, EJ Rhinehart, Daquan Lucas

**Row 2:** Terrance Winchester, Kyle Hoffman, Hayden Pezzoni, Jarred Barr, Cameron Curlings, Larry Ogunjobi, Stephen Muscarello

**Row 3:** Casey Perry, Jamal Covington, Thomas La Bianca, Zach Bumgarner, Devin Clegg

**Staff members from the first season:** Trevor Lambert, Jeff Mullen, Jim Durning, Damien Gary, Joe Tereshinski, Johnson Richardson, James Adams, Brad Lambert.



#GOLDSTANDARD			#ROCKSOLID			#GOLDSTANDARD			#ROCKSOLID		
2015 BASE OFFENSE [SPREAD]											
	WR	LT	LG	C	RG	RT	QB	RB/WR	H/WR	SR/H	WR
GSU	Bostick	Covington	Perry	La Bianca	Zacherl	Book	Johnson	Phillips	Murphy	Duke	Ford II
Presby	Bostick	Covington	Perry	Barr	Zacherl	Book	Barden	Kofa	Murphy	Duke	Ford II
MT	Bostick	Book	Perry	Barr	Davis	German	Barden	Phillips	Kofa	Duke	Ford II
FAU	Bostick	Book	Barr	La Bianca	Davis	German	McNeill	Phillips	Murphy	Duke	Ford II
Temple	Bostick	Book	Barr	La Bianca	Davis	Zacherl	McNeill	Phillips	Murphy	Montgomery	Ford II
ODU	Bostick	Covington	Perry	La Bianca	Davis	Book	McNeill	Phillips	Murphy	Bumgarner	Ford II
USM	Bostick	Covington	Perry	La Bianca	Davis	Book	McNeill	Phillips	Bolus	Duke	Ford II
Marshall	Bostick	Covington	Perry	La Bianca	Davis	Book	McNeill	Phillips	Murphy	Bumgarner	Ford II
FIU	Bostick	Covington	Perry	La Bianca	Davis	Book	McNeill	Phillips	Murphy	Duke	Ford II
UTSA	Bostick	Covington	Perry	La Bianca	Davis	Book	Barden	Phillips	Murphy	Duke	Ford II
Kentucky	Bostick	Covington	Perry	La Bianca	Davis	Book	Barden	Buie	Murphy	Duke	Ford II
Rice	Bostick	C. Brown	Perry	La Bianca	Davis	Book	Barden	Buie	Murphy	Duke	Kofa
2015 BASE DEFENSE [3-4]											
	DE	NT	DE	OLB	ILB	ILB	OLB	CB	S	S	CB
GSU	Banks	Ogunjobi	Johnson	Floyd	Clayton-Molby	Cook	Lucas	Winchester	Pearson	Dozier	Norman
Presby	Banks	Ogunjobi	Johnson	Floyd	Clayton-Molby	Cook	Lucas	Winchester	Pearson	Dozier	Norman
MT	Banks	Ogunjobi	Johnson	Floyd	Clayton-Molby	Cook	Lucas	Winchester	Pearson	Dozier	Norman
FAU	Banks	Ogunjobi	Johnson	Floyd	Clayton-Molby	Cook	Lucas	Winchester	Pearson	Dozier	Norman
Temple	Banks	Ogunjobi	Middleton	Holt	Clayton-Molby	Cook	Lucas	Winchester	Pearson	Dozier	Norman
ODU	Banks	Ogunjobi	Z. Duncan	Holt	Clayton-Molby	Cook	Lucas	Winchester	Pearson	Dozier	Norman
USM	Banks	Ogunjobi	D. Johnson	Holt	Clayton-Molby	Cook	Lucas	Winchester	Pearson	Dozier	Norman
Marshall	Banks	Ogunjobi	Z. Duncan	Holt	Clayton-Molby	King	Lucas	Winchester	Pearson	Tucker	Norman
FIU	Banks	Ogunjobi	Z. Duncan	Holt	Clayton-Molby	King	Lucas	Winchester	Pearson	Tucker	A. Covington
UTSA	Banks	Ogunjobi	Z. Duncan	Holt	Clayton-Molby	King	Lucas	Winchester	M. Davis	Dozier	A. Covington
Kentucky	Banks	Ogunjobi	Z. Duncan	Holt	Clayton-Molby	Cook	Lucas	Winchester	M. Davis	Pearson	Norman
Rice	Banks	Ogunjobi	Z. Duncan	Holt	Clayton-Molby	Cook	Lucas	Winchester	M. Davis	Pearson	Norman
2014 BASE OFFENSE [SPREAD]											
	WR	LT	LG	C	RG	RT	QB	RB	H/SR/RB	SR	WR/H
Campbell	Bostick	Covington	Perry	Barr	Blitch	Book	Johnson	Phillips	Bolus	Duke	Devine
JCSU	Bostick	Covington	Perry	Barr	Blitch	Book	Johnson	Phillips	Bolus	Duke	Devine
NCCU	Bostick	Covington	Perry	Barr	Blitch	Book	Johnson	Phillips	Bolus	Duke	Devine
Elon	Bostick	Covington	Perry	La Bianca	Blitch	Book	Johnson	Phillips	Nesmith	Duke	Devine
CSU	Ford II	Covington	Perry	La Bianca	Blitch	Book	Johnson	Phillips	Bolus	Duke	Devine
GW	Bostick	Covington	Perry	La Bianca	Blitch	Book	Johnson	Phillips	Montini	Duke	Devine
Citadel	Bostick	Covington	Perry	Barr	Blitch	Book	Johnson	Phillips	M. Thomas	Duke	Montini
JMU	Bostick	Covington	Perry	Barr	Blitch	Book	Johnson	Phillips	Murphy	Duke	Devine
Coastal	Bostick	Covington	Perry	La Bianca	Blitch	Book	McNeill	Phillips	Bolus	Duke	Devine
Wesley	Bostick	Covington	Perry	Barr	Blitch	Book	McNeill	Phillips	Murphy	Duke	Devine
Morehead	Ford	Covington	Perry	La Bianca	Blitch	Book	McNeill	Phillips	Bolus	Duke	Devine
BASE DEFENSE [3-4]											
	DE	NT	DE	OLB	ILB	ILB	OLB	CB	S	S	CB
Campbell	Banks	Ogunjobi	Middleton	Alcalde	Clayton-Molby	Cook	Holt	Cunningham	Cooper	Dozier	Norman
JCSU	Banks	Ogunjobi	Middleton	Alcalde	Clayton-Molby	Crouser	Holt	Cunningham	Cooper	Dozier	Norman
NCCU	Banks	Ogunjobi	Middleton	Alcalde	Clayton-Molby	Crouser	Holt	Cunningham	Cooper	Dozier	Norman
Elon	Banks	Ogunjobi	Middleton	Alcalde	King	Crouser	DeStefani	Cunningham	Cooper	Dozier	Norman
CSU	Banks	Ogunjobi	Pettit	Alcalde	King	Crouser	DeStefani	Cunningham	Cooper	Dozier	Norman
GW	Pettit	Ogunjobi	Middleton	Alcalde	King	Crouser	DeStefani	Cunningham	Cooper	Dozier	Norman
Citadel	Pettit	Ogunjobi	Middleton	Alcalde	King	Crouser	DeStefani	Cunningham	Cooper	Dozier	Norman
JMU	Banks	Ogunjobi	Pettit	Alcalde	King	Crouser	DeStefani	Cunningham	Holmes	Dozier	Norman
Coastal	Banks	Ogunjobi	Pettit	Alcalde	King	Starnes	Lucas	Halmon	Cooper	Dozier	Winchester
Wesley	Banks	Ogunjobi	Pettit	Alcalde	King	Starnes	Lucas	Cunningham	Cooper	Dozier	Norman
Morehead	Banks	Ogunjobi	Pettit	Lucas	King	Crouser	DeStefani	Cunningham	Cooper	Dozier	Norman
2013 BASE OFFENSE [SPREAD]											
	WR	LT	LG	C	RG	RT	QB	RB	H	SR/H	WR
Campbell	Bostick	Covington	Sledge	La Bianca	Blitch	Book	Johnson	Barnwell	Crawford	Duke	Hunter
Chowan	Bostick	Covington	Sledge	La Bianca	Blitch	Book	Johnson	Barnwell	Crawford	Duke	Hunter
NCCU	Bostick	Covington	Sledge	La Bianca	Blitch	Book	Johnson	Barnwell	Crawford	Duke	Hunter
@JMU	Bostick	Covington	Sledge	La Bianca	Blitch	Book	Johnson	Barnwell	Crawford	Duke	Hunter
@PC	Bostick	Covington	Perry	La Bianca	Sledge	Book	Johnson	Barnwell	Crawford	Duke	Hunter
GWU	Bostick	Covington	Perry	La Bianca	Sledge	Book	Johnson	Barnwell	Crawford	Bolus	Hunter
UNCP	Bostick	Covington	Perry	Sledge	Blitch	Book	Johnson	Barnwell	Crawford	Duke	Hunter
CSU	Bostick	Covington	Sledge	La Bianca	Blitch	Book	Johnson	Barnwell	Crawford	Duke	Hunter
Coastal	Bostick	Covington	Sledge	La Bianca	Blitch	Book	Johnson	Barnwell	Crawford	Duke	Hunter
Wesley	Bostick	Covington	Sledge	La Bianca	Blitch	Book	Johnson	Barnwell	Crawford	Duke	Hunter
Morehead	Bostick	Covington	Perry	La Bianca	Blitch	Book	Johnson	Barnwell	Crawford	Duke	Hunter
BASE DEFENSE [3-4]											
	DE	NT	DE	OLB	ILB	ILB	OLB	CB	S	S	CB
Campbell	Banks	Ogunjobi	Middleton	Alcalde	Bryan	Caldwell	Hogan	Winchester	Cooper	Mattox	Norman
Chowan	Banks	Ogunjobi	Middleton	Alcalde	Bryan	Caldwell	Hogan	Winchester	Cooper	Mattox	Norman
NCCU	Banks	Ogunjobi	Middleton	Alcalde	Bryan	Caldwell	Hogan	Winchester	Cooper	Mattox	Norman
@JMU	Banks	Ogunjobi	Middleton	Alcalde	Bryan	Caldwell	Hogan	Cunningham	Cooper	Mattox	Pearson
@PC	Banks	Ogunjobi	Middleton	Alcalde	Clayton-Molby	Caldwell	Hogan	Cunningham	Cooper	Mattox	Pearson
GWU	Banks	Ogunjobi	D. Johnson	Alcalde	Clayton-Molby	Bryan	Hogan	Pearson	Cooper	Mattox	Norman
UNCP	Banks	Ogunjobi	Middleton	Alcalde	Clayton-Molby	Bryan	Hogan	Cunningham	Cooper	Holmes	Winchester
CSU	Banks	Ogunjobi	Middleton	Alcalde	Clayton-Molby	Lucas	Hogan	Pearson	Cooper	Holmes	Winchester
Coastal	Banks	Ogunjobi	Middleton	Alcalde	Clayton-Molby	Lucas	Hogan	Pearson	Cooper	Mattox	Winchester
Wesley	Banks	Ogunjobi	Middleton	Alcalde	Clayton-Molby	Caldwell	Hogan	Pearson	Cooper	Mattox	Winchester
Morehead	Banks	Ogunjobi	Middleton	Alcalde	Clayton-Molby	Caldwell	Hogan	Pearson	Cooper	Holmes	Winchester



#GOLDSTANDARD

#ROCKSOLID

#GOLDSTANDARD

#ROCKSOLID



*The First Snap, Saturday, Aug. 31 vs. Campbell*



*The First Tackle, by 49ers cornerback Tank Norman (14).*



*The First Tackle for Loss, by 49ers nose tackle Larry Ogunjobi (49).*

## FIRSTS:

The 49ers first kick-off:	.....(Blake Brewer, touchback) 12:08 p.m., 8/31/13
The 49ers first touchdown, time:	..... 12:10 p.m., 8/31/13
The 49ers first touchdown:	..... LB Mark Hogan, 32-yard interception return, 14:14, 1st quarter, 8/31/13
The 49ers first offensive touchdown:	..... H Justin Bolus 1-yard pass from Matt Johnson, 8:47, 1st quarter, 8/31/13
The 49ers first rushing touchdown:	..... RB Kalif Phillips 15-yard run, 9:32, 2nd quarter, 8/31/13
The 49ers first receiving touchdown:	..... H Justin Bolus 1-yard reception from Matt Johnson, 8:47, 1st quarter, 8/31/13
The 49ers first two-point conversion:	..... H CJ Crawford rush, 8:47, 1st quarter, 8/31/13
The 49ers first extra point:	..... K Blake Brewer, 14:14 1st quarter, 8/31/13
The 49ers first field goal:	..... K Blake Brewer, 35-yard field goal, 14:49, 2nd quarter, 8/31/13
The 49ers first tackle:	..... CB Tank Norman (Campbell QB Brian Hudson 4-yard rush), 1st quarter, 8/31/13
The 49ers first tackle for a loss:	..... NT Larry Ogunjobi (Campbell RB Damien Booe, 5-yard loss), 1st quarter, 8/31/13
The 49ers first interception:	..... LB Mark Hogan, 14:14, 1st quarter, 8/31/13
The 49ers first sack:	..... DE Devon Johnson, 7 yards to CAM 16 of QB Cam Hudson, 3rd quarter, 8/31/13
The 49ers first forced fumble:	..... LB Caleb Clayton-Molby (Campbell KR Akile Jones), 1st quarter, 8/31/13
The 49ers first fumble recovery:	..... LB Caleb Clayton-Molby (Campbell KR Akile Jones), 1st quarter, 8/31/13
The 49ers first offensive snap:	..... Pass Interference, Matt Johnson pass intended for Mikel Hunter, 1st quarter, 8/31/13
The 49ers first non-penalized offensive play:	..... RB Alan Barnwell 2-yard run, 1st quarter, 8/31/13
The 49ers first rushing play:	..... 1st drive, 1st and 10, RB Alan Barnwell 2-yard run, 1st quarter, 8/31/13
The 49ers first passing play:	..... 1st drive, 1st & 10; Pass Interference, QB Matt Johnson intended for Mikel Hunter, 1st, quarter, 8/31/13
The 49ers first non-penalized passing play:	..... 1st drive; 2nd and 8; QB Matt Johnson 11-yard reception by SR Austin Duke, 1st quarter, 8/31/13
The 49ers first pass reception:	..... SR Austin Duke, 11-yard pass from QB Matt Johnson, 8/31/13
The 49ers first first down:	..... 1st drive, 1st and 10; Pass Interference, Matt Johnson pass intended for WR Mikel Hunter, 1st quarter, 8/31/13
The 49ers first first down via non-penalty:	..... 1st drive; 2nd and 8; SR Austin Duke, 11-yard pass from QB Matt Johnson, 1st quarter, 8/31/13
The 49ers first punt return:	..... PR Mikel Hunter 12-yard return to CHA 34 from Campbell punter Adam Lutz, 1st quarter, 8/31/13
The 49ers first punt:	..... P Blake Strupp, 42 yards to CAM 29 (Fair catch), 9:47, 3rd quarter, 8/31/13
The 49ers first kickoff return:	..... KR Mikel Hunter, 9-yard return to CHA 20, 2nd quarter, 8/31/13
The 49ers first fumble return:	..... LB Zeb Little, 7-yard return to CHA 32, 4th quarter, 8/31/13
The 49ers first safety:	..... LB Terry Caldwell tackles CHO RB Antjuan Randall in endzone, 4:52, 1st quarter, 9/7/13
The 49ers first blocked field goal	..... CB Terrance Winchester blocks 40-yard attempt by NCCU Oleg Parent, 2nd quarter, 9/14/13
The 49ers first blocked PAT	..... LB Nico Alcalde blocks PAT by NCCU Oleg Parent, 3rd quarter, 9/14/13
The 49ers first inside kick defended	..... Recovered by Mikel Hunter vs #24/#25 Gardner-Webb, 00:31 (4th), 10/5/13
The 49ers first Fake Field Goal/TD	..... Lee McNeill 22-yard pass to Mark Pettit vs. Wesley College, 11/9/13
The 49ers first Blocked a Punt	..... Juwan Foggie vs Wesley (W, 38-33), 11/15/14



*The First Kickoff, 12:08, Saturday, Aug. 31 vs. Campbell by Blake Brewer*



*The First Touchdown, by 49ers OLB Mark Hogan (9) on a 32-yard INT return.*



*The First Offensive TD, a one-yard pass from Matt Johnson to Justin Bolus (15).*

## #GOLDSTANDARD

## #ROCKSOLID

## #GOLDSTANDARD

## #ROCKSOLID

### YEAR-BY-YEAR RESULTS

2017 SCHEDULE (1-11; H: 1-5; A: 0-6; C-USA: 1-7; H: 1-3; A: 0-4)

#### September

Fri.	1	at Eastern Michigan	Ypsilanti, Mich.	L, 7-24
Sat.	9	#19/#19 at Kansas State	Manhattan, Kans.	L, 7-55
Sat.	16	NORTH CAROLINA A&T	Charlotte, N.C.	L, 31-35
Sat.	23	GEORGIA STATE	Charlotte, N.C.	L, 0-28
Sat.	30	at FIU*	Miami, Fla.	L, 29-30

#### October

Sat.	7	MARSHALL*	Charlotte, N.C.	L, 3-14
Sat.	14	at WKU*	Bowling Green, Ky.	L, 14-45
Sat.	21	UAB*	Charlotte, N.C.	W, 25-24 ot

#### November

Sat.	4	at Old Dominion*	Norfolk, Va.	L, 0-6
Sat.	11	MIDDLE TENNESSEE*	Charlotte, N.C.	L, 21-35
Sat.	18	at Southern Miss*	Hattiesburg, Miss.	L, 21-66
Sat.	25	FLORIDA ATLANTIC*	Charlotte, N.C.	L, 12-31

\* - Conference USA game



2016 - FBS Conference USA (4-8; H: 1-5; A: 3-3; C-USA: 3-5; H: 0-4; A: 3-1)

#### September

Thurs.	1	#19/#23 at Louisville	Louisville, Ky.	L	14-70
Sat.	10	ELON	Charlotte, N.C.	W	47-14
Sat.	17	EASTERN MICHIGAN	Charlotte, N.C.	L	19-37
Sat.	24	at Temple	Philadelphia, Pa.	L	20-48

#### October

Sat.	1	OLD DOMINION*	Charlotte, N.C.	L	17-52
Sun.	9	at Florida Atlantic*	Boca Raton, Fla.	W	28-23
Sat.	15	FIU* (HC)	Charlotte, N.C.	L	26-27
Sat.	22	at Marshall*	Huntington, W.Va.	W	27-24

#### November

Sat.	5	at Southern Miss*	Hattiesburg, Miss.	W	38-27
Sat.	12	RICE*	Charlotte, N.C.	L	21-22
Sat.	19	MIDDLE TENNESSEE*	Charlotte, N.C.	L	31-38
Sat.	26	at UTSA*	San Antonio, Texas	L	14-33

\* - Conference USA game

National ranks: AP/USA Today Coaches poll



2015 - FBS Conference USA (2-10; H: 1-5; A: 1-5; C-USA: 0-8; H: 0-4; A: 0-4)

#### September

Fri.	4	at Georgia State	Atlanta, Ga.	W	23-20
Sat.	12	PRESBYTERIAN	Charlotte, N.C.	W	34-10
Sat.	19	at Middle Tennessee*	Murfreesboro, Tenn.	L	14-73
Sat.	26	FLORIDA ATLANTIC*	Charlotte, N.C.	L	7-17

#### October

Fri.	2	TEMPLE	Charlotte, N.C.	L	3-37
Sat.	17	at Old Dominion*	Norfolk, Va.	L	34-37
Sat.	24	SOUTHERN MISS*	Charlotte, N.C.	L	10-44
Sat.	31	MARSHALL*	Charlotte, N.C.	L	10-34

#### November

Sat.	7	at FIU*	Miami, Fla.	L	31-48
Sat.	14	UTSA*	Charlotte, N.C.	L OT	27-30
Sat.	21	at Kentucky	Lexington, Ky.	L	10-58
Sat.	28	at Rice*	Houston, Texas	L	7-27

\* - Conference USA game



2014 - FCS Independent (5-6; H: 3-3; A: 2-3)

#### August

Thurs.	28	at Campbell	Buies Creek, N.C.	W	33-9
--------	----	-------------	-------------------	---	------

#### September

Sat.	6	JOHNSON C. SMITH	Charlotte, N.C.	W	56-0
Sat.	13	at NC Central	Durham, N.C.	W	40-28
Sat.	20	at Elon	Elon, N.C.	L	13-20
Sat.	27	#25/RV CHARLESTON SOUTHERN	Charlotte, N.C.	L	41-47 OT

#### October

Sat.	4	at Gardner-Webb	Boiling Springs, N.C.	L	24-27
Sat.	11	at The Citadel	Charleston, S.C.	L	56-63 2OT
Sat.	25	NR/RV JAMES MADISON (HC)	Charlotte, N.C.	L	40-48

#### November

Sat.	8	#2/#3 COASTAL CAROLINA	Charlotte, N.C.	L	34-59
Sat.	15	#4/#4 + WESLEY COLLEGE	Charlotte, N.C.	W	38-33
Sat.	22	MOREHEAD STATE	Charlotte, N.C.	W	52-14

FCS Rankings: FCS Coaches Poll/Sports Network

+ - DIII Rankings: AFCA Coaches/D3football.com





**#GOLDSTANDARD**
**#ROCKSOLID**
**#GOLDSTANDARD**
**#ROCKSOLID**
**2013 - FCS Independent (5-6; H: 3-3; A: 2-3)**
August

Sat.	31	CAMPBELL	Charlotte, N.C.	16,630	W	52-7
------	----	----------	-----------------	--------	---	------

September

Sat.	7	CHOWAN	Charlotte, N.C.	16,598	W	47-7
Sat.	14	NC CENTRAL	Charlotte, N.C.	16,630	L	13-40
Sat.	21	#16/#17 at James Madison	Harrisonburg, Va.	18,302	L	7-34
Sat.	28	at Presbyterian	Clinton, S.C.	5,268	W	45-21

October

Sat.	5	#24/#25 GARDNER-WEBB	Charlotte, N.C.	12,222	W	53-51
Sat.	12	#13/#14^ UNC PEMBROKE (HC)	Charlotte, N.C.	16,630	L	22-45
Sat.	26	#T24/RV at Charleston Southern	Charleston, S.C.	4,319	L	14-36

November

Sat.	2	#3/#6 at Coastal Carolina	Conway, S.C.	9,221	L	25-50
Sat.	9	#20/#20+ WESLEY COLLEGE	Charlotte, N.C.	14,534	L	28-35
Sat.	23	at Morehead State	Morehead, Ky.	1,443	W	61-17

FCS Rankings: FCS Coaches Poll/Sports Network

^ - DII Rankings: AFCA Coaches/D2football.com

+ - DIII Rankings: AFCA Coaches/D3football.com



**KICK-OFF**  
**2013**

**1948 - Two-Year Institution**
September

Tues.	7	at Presbyterian
Fri.	17	vs. Albemarle HS
Thurs.	7	
Wed.	27	@ Catawba

**1947 - Two-Year Institution**
October

Wed.	15	at Presbyterian	Clinton, S.C.	L	19-33
Thur.	23	at Catawba	Salisbury, N.C.		

November

Sat.	1	Davidson JV	Memorial Stadium	L	6-7
Sat.	8	at Hamlet All-Stars	Hamlet, N.C.	W	8-6
Wed.	12	Appalachian State Teachers College JV	Memorial Stadium	L	12-20
Thurs.	27	Brookland-Cayce All-Stars (Thanksgiving)	Columbia, S.C.		

**1946 - Two-Year Institution**
October

Sat.	12	vs. Ft Bragg 82nd (505th Parachute Infantry)	Fayetteville, N.C.	L	0-20
Tues.	15	vs. Catawba "B"	Memorial Stadium	L	
Sat.	19	vs. Clemson "B"	Memorial Stadium	L	0-73
Tues.		Pembroke State	Pembroke, N.C.	W	12-0

November

	9	Blue Ridge (confirming game took place)			
Fri.	15	Davidson Jayvees	Davidson, N.C.	L	20-26
Wed.	20	at Belmont Abbey	Gastonia HS Stadium	W	6-0








#GOLDSTANDARD	#ROCKSOLID	#GOLDSTANDARD	#ROCKSOLID
<b>vs. All Opponents</b>			
<b>Appalachian State Teachers JV (0-1)</b>			
Nov. 12, 1947 L, 12-20 Charlotte, N.C. Woods			
<b>Belmont Abbey (1-0)</b>			
Nov. 20, 1946 W, 6-0 Gastonia, N.C. Deremer			
<b>Campbell (2-0)</b>			
Aug. 31, 2013 W, 52-7 Charlotte, N.C. Lambert			
Aug. 28, 2014 W, 33-9 Buies Creek, N.C. Lambert			
<b>Catawba B (0-1)</b>			
Oct. 15, 1946 L Charlotte, N.C. Deremer			
<b>Charleston Southern (0-2)</b>			
Oct. 26, 2013 L, 14-36 Charleston, S.C. Lambert			
Sept. 27, 2014 L, 41-47otCharlotte, N.C. Lambert			
<b>Chowan (1-0)</b>			
Sept. 7, 2013 W, 47-7 Charlotte, N.C. Lambert			
<b>The Citadel (0-1)</b>			
Oct. 11, 2014 L, 56-63 2otCharleston, S.C. Lambert			
<b>Clemson B (0-1)</b>			
Oct. 19, 1946 L, 0-73 Charlotte, N.C. Deremer			
<b>Coastal Carolina (0-2)</b>			
Nov. 2, 2013 L, 25-50 Conway, S.C. Lambert			
Nov. 8, 2014 L, 34-59 Charlotte, N.C. Lambert			
<b>Davidson JV (0-2)</b>			
Nov. 15, 1946 L, 20-26 Davidson, N.C. Deremer			
Nov. 1, 1947 L, 6-7 Charlotte, N.C. Woods			
<b>Eastern Michigan (0-1)</b>			
Sept. 17, 2016 L, 19-37 Charlotte, N.C. Lambert			
Sept. 1, 2017 L, 7-24 Ypsilanti, Mic. Lambert			
<b>Elon (1-1)</b>			
Sept. 20, 2014 L, 13-20 Elon, N.C. Lambert			
Sept. 10, 2016 W, 47-14 Charlotte, N.C. Lambert			
<b>Florida Atlantic (1-2)</b>			
Sept. 26, 2015 L, 7-17 Charlotte, N.C. Lambert			
Oct. 9, 2016 W, 28-23 Boca Raton, Fla. Lambert			
Nov. 25, 2017 L, 12-31 Charlotte, N.C. Lambert			
<b>FIU (0-3)</b>			
Nov. 7, 2015 L, 31-48 Miami, Fla. Lambert			
Oct. 15, 2016 L, 26-27 Charlotte, N.C. Lambert			
Sept. 30, 2017 L, 29-30 Miami, Fla. Lambert			
<b>Gardner-Webb (1-1)</b>			
Oct. 5, 2013 W, 53-51 Charlotte, N.C. Lambert			
Oct. 4, 2014 L, 24-27 Boiling Springs, N.C. Lambert			
<b>Georgia State (1-1)</b>			
Sept. 4, 2015 W, 23-20 Atlanta, Ga. Lambert			
Sept. 23, 2017 L, 0-28 Charlotte, N.C. Lambert			
<b>Hamlet All-Stars (1-0)</b>			
Nov. 8, 1947 W, 8-6 Hamlet, N.C. Woods			
<b>James Madison (0-2)</b>			
Sept. 21, 2013 L, 7-34 Harrisonburg, Va. Lambert			
Oct. 25, 2014 L, 40-48 Charlotte, N.C. Lambert			
<b>Johnson C. Smith (1-0)</b>			
Sept. 6, 2014 W, 56-0 Charlotte, N.C. Lambert			
<b>Kansas State (0-1)</b>			
Sept. 9, 2017 L, 7-55 Manhattan, Kans. Lambert			
<b>Kentucky (0-1)</b>			
Nov. 21, 2015 L, 10-57 Lexington, Ky. Lambert			
<b>Louisville (0-1)</b>			
Sept. 1, 2016 L, 14-70 Louisville, Ky. Lambert			
<b>Marshall (1-2)</b>			
Oct. 31, 2015 L, 10-34 Charlotte, N.C. Lambert			
Oct. 22, 2016 W, 27-24 Huntington, W.Va. Lambert			
Oct. 7, 2017 L, 3-14 Charlotte, N.C. Lambert			
<b>Middle Tennessee (0-3)</b>			
Sept. 19, 2015 L, 14-73 Murfreesboro, Tenn. Lambert			
Nov. 19, 2016 L, 31-38 Charlotte, N.C. Lambert			
Nov. 11, 2017 L, 21-35 Charlotte, N.C. Lambert			
<b>Morehead State (2-0)</b>			
Nov. 23, 2013 W, 61-17 Morehead, Ky. Lambert			
Nov. 22, 2014 W, 52-14 Charlotte, N.C. Lambert			
<b>NC A&amp;T (0-1)</b>			
Sept. 16, 2013 L, 31-35 Charlotte, N.C. Lambert			
<b>NC Central (1-1)</b>			
Sept. 14, 2013 L, 13-40 Charlotte, N.C. Lambert			
Sept. 13, 2014 W, 40-28 Durham, N.C. Lambert			
<b>Old Dominion (0-2)</b>			
Oct. 17, 2015 L, 34-37 Norfolk, Va. Lambert			
Oct. 1, 2016 L, 17-52 Charlotte, N.C. Lambert			
Nov. 4, 2017 L, 0-6 Norfolk, Va. Lambert			
<b>Presbyterian (2-1)</b>			
Oct. 15, 1947 L, 19-33 Clinton, S.C. Woods			
Sept. 28, 2013 W, 45-21 Clinton, S.C. Lambert			
Sept. 12, 2015 W, 34-10 Charlotte, N.C. Lambert			
<b>Rice (0-2)</b>			
Nov. 28, 2015 L, 7-27 Houston, Texas Lambert			
Nov. 12, 2016 L, 21-22 Charlotte, N.C. Lambert			
<b>Southern Miss (1-2)</b>			
Oct. 24, 2015 L, 10-44 Charlotte, N.C. Lambert			
Nov. 5, 2016 W, 38-27 Hattiesburg, Miss. Lambert			
Nov. 18, 2017 L, 21-66 Hattiesburg, Miss. Lambert			
<b>Temple (0-2)</b>			
Oct. 2, 2015 L, 3-37 Charlotte, N.C. Lambert			
Sept. 24, 2016 L, 20-48 Philadelphia, Pa. Lambert			
<b>UAB (1-0)</b>			
Oct. 21, 2017 W, 25-24 Charlotte, N.C. Lambert			
<b>UNC Pembroke (1-1)</b>			
Oct., 1946 W, 12-0 Pembroke, N.C. Deremer			
Oct. 12, 2013 L, 22-45 Charlotte, N.C. Lambert			
<b>UTSA (0-2)</b>			
Nov. 14, 2015 L, 27-30 ot Charlotte, N.C. Lambert			
Nov. 26, 2016 L, 14-33 San Antonio, Texas Lambert			
<b>Wesley College (1-1)</b>			
Nov. 9, 2013 L, 28-35 Charlotte, N.C. Lambert			
Nov. 15, 2014 W, 38-33 Charlotte, N.C. Lambert			
<b>WKU (0-1)</b>			
Oct. 14, 2017 L, 14-45 Bowling Green, Ky. Lambert			
<b>2018 Opponents in bold</b>			
<b>2018 First meetings:</b>			
<b>Fordham, UMass, Tennessee</b>			

# FOOTBALL, 1946-48

From 1946-48, The Charlotte Center of the University of North Carolina (CCUNC) fielded a football team. The two-year night school was housed at Central High School and the athletic teams were nicknamed "Owls". That school would go on to become Charlotte College and eventually UNC Charlotte.



*Ends Carroll York and Ed Nuzum line up side by side for the 1947 photo.*

"It's not often that history walks through the front door.

So it was several months ago, when Carroll York came to meet Director of Athletics Judy Rose.

York, you see, was a member of the school's first-ever football teams. He played in 1946 and 1947, and brought with him team pictures and posed pictures – and memories of teams that won't be forgotten."

The Final 49  
"History Knocks"  
June 10, 2013



*Carroll York prior to the inaugural season.*

Records are sketchy, including those that appear on the next few pages, but thanks to a visit from original team member Carroll York, a trip to UNC Charlotte Library archives, previous research done by Ken Sanford and Vivian Fogle and especially to the information documented by the school and articles written by the student newspaper at the time, some of the history of the program has been pieced together.

Home games were played at Memorial Stadium, adjacent to Central High School, which housed CCUNC in the evenings once the high school had dismissed for the day.

The team began in 1946, the year that CCUNC was established and documents show that the first game was played against a unit from Ft. Bragg. The Owls lost 20-0 but would go on to win two games that season, over Pembroke State and Belmont Abbey.

More results and information are available for the 1947 season, including roster information from game programs, game recaps and notes pulled from student newspaper articles and names attributed on a team photo.

The final year of play came in 1948.

As CCUNC gave way to Charlotte College in 1949, the school's August 1 enrollment of 40 was not sufficient to support a football team with 15 players appearing at tryouts.

Although football ended, 1949 remains a breakthrough year for the university, with the push by community leaders to establish a permanent institution of higher education (Charlotte College) to replace the temporary center designed to accommodate servicemen returning from the war. Hence, the nickname, 49ers.

The Charlotte 49ers Athletic Department would welcome any additional information from this era.



#GOLDSTANDARD	#ROCKSOLID	#GOLDSTANDARD	#ROCKSOLID
<b>1946 Charlotte Center of University of North Carolina "Owls"</b> Head Coach: Art Deremer Captain: Red Williams  Game 1: vs. Ft Bragg 82nd or 101st L, 0-20 Oct. 15, 1946 vs. Catawba "B" (Memorial Stadium) Oct. 19, 1946 vs. Clemson "B" (Memorial Stadium) W: Pembroke State W, 6-0 at Belmont Abbey (Gastonia HS Stadium), Nov. 20 Fred Boger scored TD on 6-yd run in 3rd quarter  Charlotte starters vs. Belmont Abbey: LE -- York, LT -- Harr, LG -- Conder, C -- Jackson, RG -- Tommer, RT -- Williams (co-captain), RE -- Hendrix (co-captain), QB -- Ashemore, LB -- Davis, RB -- Benton, FB -- Boger subs: Wingate, Tucker, Gupton, Gordon, Foreman, Allen.		<b>1947 Charlotte Center of University of North Carolina "Owls"</b> Head Coach: Marion "Footsie" Woods Assistant Coach: Jim Taylor  <b>1947 Schedule</b> Wed. Oct. 15 at Presbyterian Clinton, S.C. L, 19-33 Thur. Oct. 23 at Catawba Salisbury, N.C. Sat. Nov. 1 Davidson Memorial Stadium L, 6-7 Sat. Nov. 8 at Hamlet All-Stars Hamlet, N.C. W, 8-6 Wed. Nov. 12 Appalachian State Teachers College JV Memorial Stadium L, 12-20 Thurs., Nov. 27 Brookland-Cayce All-Stars Columbia, S.C.  <b>Presbyterian: L, 19-33</b> TD: York recovers fumble in endzone TD: Ray Evans short plunge (set up by Jimmy Jolly 23 yard run) TD: York 55-yd pass from Foreman  <b>Davidson: L, 6-7</b> TD: Davis  <b>Hamlet: W, 8-6</b> Safety: York tackles in endzone, 1st 1/4 GW TD: Davis 45 yd run, 4th 1/4 (trailed 2-6 at time)  <b>ASTC: L, 12-20</b> TD: Davis 20 yd pass to Foreman TD: Davis 52-yd run  <b>1948 Charlotte Center of University of North Carolina "Owls"</b> Head Coach: Carol Blackwell  Sept. 7 @ Presbyterian Sept. 17 vs. Albemarle HS Oct. 7 Oct. 27 @ Catawba	

## CCUNC Owls, 1947





# SPRING GAME, 2013: TRUE VALUE

Somewhere between the huge crowd and the great plays, the true value of the Charlotte 49ers football first-ever Spring Game lives.

Maybe you loved the camaraderie. Maybe you loved the football. Maybe you just loved the brilliant sunshine.

There was tailgating and 49er Pride, there were cheers and chants and there was plenty of green.

And as the team raced out of the tunnel, through the smoke and rows of cheerleaders, to midfield, there were many who couldn't believe their eyes.

The Charlotte 49ers were playing football.

"How about our fan base?" head coach Brad Lambert said afterwards. "Just phenomenal. It was a real shot in the arm for our guys. To go out and play in front of a big crowd like that, it was a lot of fun for us."

For nosetackle Larry Ogunjobi, seeing was believing because he thought his ears were playing tricks on him. As the team gathered in the tunnel, he thought the crowd noise was being piped in over loudspeakers.

And slot receiver Austin Duke: "When we came back out, we were all like, 'this is real'. It was time for us to show out and time to go out and do what we've been working so hard on since we got here. It was just a great turnout. The fans were amped, they were live. It was just an overall exciting experience."

And that excitement was certainly not reserved for the players. From the moment the lots opened at 9, to the moment the gates opened at 11:30, to the moment the team ran out of the tunnel at 12:56 to the moment the 49ers kicked off at 1:00 p.m., "the fans were amped, they were live."

Reading the twitter timeline, you can feel the energy, excitement and pride that defined the day for many of the 13,950 fans.

Many included pictures. Pictures of good friends and old friends, pictures of the stadium and game action -- and the most appropriate: pictures of families.

Especially, pictures of kids.

Proud parents eagerly posted pix of their kids at the stadium, some no older than a couple weeks. Some of these kids will not know a time when the Charlotte 49ers didn't have football. They will grow up with it.



For the parents and grandparents that pose with them, that, alone, is priceless.

Some tweets say it simply, as twitter is meant to do.

"Great day to be a Niner."

"Today was awesome."

Indeed many found the day awe-inspiring.

"Awesome time at the spring game today. Pumped for August 31st."

"What a great day for Charlotte! awesome crowd! awesome atmosphere! awesome football!"

Others wore their emotions on their sleeve, as it were:

"I definitely have sunburn in the shape of a heart on my chest. Now you can physically see my love for the #charlotte49ers"

"Our stadium is too beautiful," one fan tweeted, probably not even realizing that the most important word in the tweet was "our".

And then there is this: one of my favorites, because it's so simple, yet speaks to the heart of why football was added in the first place: "I love my school."

"I love my school."

You want to know the true value of football?

There it is.

It lives in the smiles of little kids enjoying their first 49ers football game and in the smiles of their parents and grandparents doing the same.

It lives in the words "our" and "my".

And it lives in the love burned into your chest.





## 2018 Charlotte 49ers



## 2017 Charlotte 49ers





## 2016 Charlotte 49ers



## 2015 Charlotte 49ers



## 2014 Charlotte 49ers





**2013 Charlotte 49ers**

**1947 CCUNC Owls**


Front Row, left to right: Ralph Adkins, Carroll York, Phillip Burkhalter, Buddy Drummond, "Goat" (Bob) Davis, Albert Clark. Second row, left to right: Ted Thompson, John Kiser, Howard Hailey, James Mack, Roy Fenessey, Kenneth Fowler. Third row, left to right: Dave Foreman, Hillard Knight, Brice Windle, Ed Wilson, Bubba Mason. Fourth row, left to right: Bob Wylie, David Littlejohn, Doug Matthews, Sam Hemby. Not in picture: Buch Sanders, Leon Kindrick.




# Spirit





## THE PROGRAM





# STARTING A

*Numerous groups and individuals played important roles in the start-up of the 49ers football program: students and alumni; the team; the Volunteer FSL Sales Force; the university and athletics' department staff members and faculty, the members of*





# A PROGRAM

ms; the Charlotte Football Initiative; the Football Feasibility Committee, the Football Fundraising Capital Campaign of the Board of Trustees and Kickoff 2013 Committees and, of course, Niner Nation fans, young and old. Thank you.








# DR. PHILIP DUBOIS



**CHANCELLOR**  
14th Year (2005-06 - Present)  
(Univ. of California, Davis, '72)



## ABOUT DUBOIS

Dr. Philip L. Dubois  
Chancellor, 2005-06 - Present  
Ph.D. and master's in Political Science (Wisconsin-Madison)  
A.B. in Political Science (Univ. of California, Davis, 1972)

## PREVIOUS EXPERIENCE

President, University of Wyoming, 1997-2005  
Provost & Vice Chancellor, UNC Charlotte, 1991-1997  
Executive Assoc. Dean for College of Letters and Science  
University of California, Davis, 1990-91  
Associate Vice Chancellor for Academic Programs  
University of California, Davis, 1988-1990  
Assistant Vice Chancellor; University of California, Davis,  
1983-88

## ATHLETIC TIES

NCAA Division I Board of Directors  
President, Mountain West Conference, 1998-99  
Attendee, NCAA President Mark Emmert 2011 Retreat

## Board of Trustees

Joe L. Price '83, Chair  
Michael L. Wilson '93, Vice Chair  
Susan D. DeVore, Secretary  
Dennis N. Bunker III '81  
Sharon Allred Decker  
Theresa J. Drew  
Dhiaa Jamil '78  
J. Brett Keeter '90  
Fred W. Klein  
Mary Ann Rouse '80  
Laura A. Schulte  
Teross Young '93  
Niayai Lavien, Student Body President, 2018-19

A native of Oakland, Calif., Philip L. Dubois attended the University of California, Davis, where he graduated in 1972 with highest honors with an undergraduate degree in political science, including election to Phi Beta Kappa. He then earned master's (1974) and doctoral (1978) degrees in the field from the University of Wisconsin-Madison.

Dubois began his academic career in 1976 at the University of California, Davis. Over the next 15 years, he rose through the faculty and administrative ranks to full professor and held various administrative posts, including associate vice chancellor for academic affairs.

In 1991, Dubois was recruited to UNC Charlotte, where he spent the next six and a half years as provost and vice chancellor for academic affairs. Under his leadership, UNC Charlotte opened its first classroom facility in Uptown Charlotte and launched its first doctoral programs.

In 1997, Dubois was named president of the University of Wyoming. In that role, he led the development and implementation of comprehensive academic, support services, and capital construction plans for Wyoming's only university. Private contributions to the institution more than quadrupled during his tenure.

He was honored in 2004 by the Council for Advancement and Support of Education (CASE) with its District VI Chief Executive Leadership Award.

On March 18, 2005, Dubois was named UNC Charlotte's fourth chancellor, and he assumed that role on July 15. As the University's leader, Dubois has focused his efforts on building UNC Charlotte's visibility and support in the greater Charlotte region; has led long-range planning to accommodate expected enrollment of 35,000 students; has championed a number of key capital construction projects, including completion of EPIC and UNC Charlotte Center City, located in the heart of the Queen City; has improved the efficiency and effectiveness of critical business processes; and implemented an intercollegiate football program that began in the fall 2013.

Dr. Dubois and his wife, Lisa Lewis Dubois, have three adult children: Logan, Taylor, and Ali. They are the first family to occupy the chancellor's official campus residence, Bissell House.







**MIKE  
HILL**



**DIRECTOR OF ATHLETICS**  
**1st Year**  
**(North Carolina, 1990)**

**PERSONAL:**

University of North Carolina, B.A. degree; political science and communications, 1990

**CAREER HIGHLIGHTS:**

Named Charlotte 49ers Director of Athletics, Feb. 2018  
Florida, 1993-2018 - Executive Associate A.D. for External Affairs  
Ball State, 1992-93 - Assistant to the A.D.  
Blockbuster Bowl, 1990-92 - Assistant Executive Director

**WHAT THEY ARE SAYING:**

**Billy Donovan**

former Florida basketball coach, now with Oklahoma City Thunder  
“I worked with Mike for 19 years and built a close personal relationship with him. He worked very closely with our basketball program and he was extremely smart, bright and an incredible person. Charlotte has just added a special person to their athletics programs and to their University.”

**Steve Spurrier, Florida football coach from 1990 to 2001:**

“Mike is certainly well deserving and has earned the job. We believe he will do a super job for the 49ers. The athletic department will continue to improve and he will lead the programs in a first class manner.”

**Mike White, Florida Gators men’s basketball coach:**

Mike is the ultimate professional. He is incredibly intelligent, a master communicator and a relentless worker. We’ll obviously miss him here.”

**Jeremy Foley, Florida Athletics Director (1992-2016):**

“I am incredibly happy for him. Mike has been a key member of our team at Florida since 1993 and over the years, we worked side by side on everything from developing a vision for the athletic department, to hiring coaches, to making daily decisions within the organization. He has worked hard for this opportunity and he is one of the brightest people I have been around in this business.”

**Scott Stricklin, Florida Athletics Director:**

“Mike is an experienced and talented competitor who consistently exhibits vision, compassion and integrity. For years, the Gators have benefited from his skills. He is going to do an outstanding job for Charlotte.”

Mike Hill became the seventh director of athletics in Charlotte 49ers’ history, Feb. 28, 2018. Hill was formerly Executive Associate Athletics Director for External Affairs at the University of Florida.

“Mike has a deep background in a highly successful athletic program from a ‘Power Five’ conference, so he has played lead roles in hiring and working with highly successful head coaches, negotiating multi-million dollar media agreements and facilities naming rights, and being on point in external relations for the Gators. But we were equally impressed by his sports administration experience and his dedication to the welfare and personal development of student-athletes,” Chancellor Philip Dubois said of Hill’s hiring.

Hill comes to the 49ers after a nearly 25-year career with the University of Florida Athletic Association. He has spent the last six years as the Gators’ Executive Associate Athletics Director for External Affairs. He served as the chief marketing officer and brand manager and oversaw revenue development. As a primary advisor to the Director of Athletics, he helped lead searches in the hiring of head coaches. He either led searches, helped hire or managed several head coaches, including Mike White and Billy Donovan (men’s basketball), Urban Meyer and Dan Mullen (football) and Amanda Butler (women’s basketball). He was the direct supervisor for men’s basketball and men’s tennis at Florida. He served on the administrative fundraising team that developed strategies, cultivated donors and secured major gifts. He chaired the 100 Years of Florida Football fundraiser that generated \$6.1 million for endowment and created the Florida Football Ring of Honor. He coordinated marketing and promotions campaigns for 21 sports and managed corporate partner relationships with Nike, Pepsi and Gatorade.

In his capacity in the Gators’ Department of Athletics, Hill served on the University of Florida Branding Steering Committee, had a six-year stint as the chair of the Southeastern Conference Marketing Directors and served on the SEC Fan Experience Working Group. He has been on the Climb for Cancer Board of Directors since 2009.

Prior to joining the University of Florida, Hill was an Assistant to the Athletics Director at Ball State and served as Assistant Executive Director of the Blockbuster Bowl from 1990-92. A 1990 graduate of the University of North Carolina at Chapel Hill, he earned his Bachelor of Arts degree in Political Science and Communications. He worked as a

student assistant in the school’s Sports Information Office from 1988-90.

For his part, Hill, who has a personal background with the Carolinas, sees the move to the 49ers program as a trip home.

“This is personal for me,” noted Hill, who grew up in Clemson, S.C. and attended the University of North Carolina at Chapel Hill. “This is home.”

He attended the Charlotte Hornets first basketball game. He’s a Carolina Panthers football fan. He watched the 49ers 1977 Final Four game vs. Marquette from his grandparents living room, in Charlotte. He’s seen the Avett Brothers perform 16 times (Seth Avett attended UNC Charlotte).

“We’re not in it to be ordinary. We’re in it to be extraordinary,” Hill said. “Gold is the standard.”



# BREAKING NEW GROUND

*The Charlotte 49ers officially broke ground on their new football stadium complex on Thursday, April 28, 2011 as Niner Nation packed the on-campus fields where the 15,000-seat stadium would be located.*



On April 28, 2011, a crowd of over 3,000 saw head football coach Brad Lambert officially break ground with a front-end loader after Lambert, Chancellor Dr. Philip Dubois, Athletic Director Judy Rose, Student Body President Megan Smith, President-elect Dave Craven, Chair of the University's Board of Trustees Gene Johnson and Football Feasibility Committee chair Mac Everett gave rousing speeches praising the hard work and dedication of everyone who helped bring football to Charlotte.

"This is one of the largest crowds we have assembled," Dubois said. "Today we are here to celebrate another milestone in the history of this institution. Nearly as soon as I began my duties as the University's fourth Chancellor, one of the first questions I would be asked was 'when are we going to have football'. With the input and support of faculty, staff, students, alumni, our Board of Trustees and many dedicated community members, we were able to answer that question. That was step one, and since then, we have been laying the groundwork for today."

"We made it," Rose said. "This is a day we dreamed about since before the process even began. I want to thank our alumni, our students, our fans, the Board of Trustees, the Football Feasibility Committee, the FSL Sales Leadership team and sales force and the Charlotte Football Initiative. What Saturdays will look like remains to be seen. They will take on a

"We owe a lot of (this) to the students and alumni. I firmly believe that the students and the alumni made this happen."

Gene Johnson  
Chair, Board of Trustees, 2011-12  
Apr. 28, 2011

"This is what gameday will look like. People tailgating, kids throwing footballs and an awful lot of fun and excitement. This is just great. What a wonderful day."

Brad Lambert  
Head Football Coach  
Apr. 28, 2011

life of their own. But it will all take place right here."

Rose then introduced Lambert who was greeted by the crowd chanting his name.

"How about this crowd?" Lambert said in his address. "This facility is going to be first class. When I was doing research on this position, I saw the effort and passion going into this building. I could not have been more impressed. We are all fortunate to be part of this program, literally building this thing from the ground up. We are going to make history here, and when we take the field in the Fall of 2013, we take the field with you all on our side."

After the ceremony, junior Isaac Caughran of the Charlotte men's soccer team drilled a field goal through the center of the uprights of a temporary goal post. Alumni Association president Greg Ross and Norm the Niner then led the Special "Pick-Axe Team" out of the tunnel to a shower of confetti.



Lambert and student Micah Powers, the President of Niner Nation Gold, tore up the turf with two front-end loaders that they drove from under the goalposts.

"This is what gameday will look like," Lambert said. "People tailgating, kids throwing footballs and an awful lot of fun and excitement. This is just great. What a wonderful day."





“When I was doing research on this position, I saw the effort and passion going into this building. I could not have been more impressed.”

-- Brad Lambert  
Charlotte 49ers Head Football Coach



# JERRY RICHAR





# DSON STADIUM





## JERRY RICHARDSON STADIUM



## MCCOLL-RICHARDSON FIELD



## JUDY W. ROSE FOOTBALL CENTER



## JERRY RICHARDSON STADIUM

Stadium Size: 15,314 seats

Field House: 46,150 Square Feet

Coaches & Administrative Offices (15)

Meeting Rooms (3)

Training Suite: 4,210

Strength Training Suite: 7,075

Academic Center: 3,400

Tiered Classroom: 2,757

Hospitality Deck: 6,950

Locker rooms: 7,000

Players' Lounge: 728

Press Box: 6,636 Square Feet

Media Box

Coaches Booths

Broadcast Booths

Game Operations Booth

Security & Replay Booths

University Box

Concourse Buildings: 27,375

Concessions

Merchandise

Restrooms

Commissary

Ticket Booth

Playing Field: 98,000 sq. ft.

Synthetic surface

Inlay graphics and lines

Practice Fields: 145,000 sq. ft.

Bermuda Sod Turf

One full length

One 80-yard

Video Board: 42' x 28.3'





# THE 49ER CLUB ATHLETIC FOUNDATION

The Charlotte 49ers Athletic Foundation provides scholarship assistance to over 400 male and female student-athletes in 17 varsity sports. Established in 1969, the Athletic Foundation has developed into a vitally important support group, pursuing excellence, integrity and pride in the University's athletic program. The 49er Club, the Athletic Foundation's official booster organization, offers membership to both individuals and businesses.

## 2018 IMPORTANT DATES

10-25-2018 – Let Me Play Luncheon Benefiting Women's Athletics

12-7-2018 – Baseball Season Ticket Renewal Begins

1-15-2019 – Football Season Ticket Renewal Begins

1-25-2019 – Baseball Renewal Deadline

2-4-2019 – Baseball Tickets Mailed

3-1-2019 – Football Renewal Deadline

4-5-2019 – Annual Giving Deadline for Football

4-22-2019 – 49er Club Golf Outing

**6-1-2019 – Great Gold Rush Auction (pictured)**

6-30-2019 – Annual Giving Deadline (Non-Football)



## BECOMING A MEMBER

To become a 49er Club member, simply visit [www.charlotte49ers.com](http://www.charlotte49ers.com) and click on the 49er Club Home Page then select Give Now. New members will create a new account. Anyone who has given in the past will already have an account. For questions, please contact the Athletic Foundation at (704) 687-4950.

All contributions to the 49er Club are considered gifts to the Charlotte 49ers Athletic Foundation and are credited at full value for purposes of the member's Athletic Foundation record. Due to changes in the tax code that went into effect January 1, 2018, the University's tax counsel has advised that amounts paid to obtain seat licenses are no longer treated as 80% deductible as charitable contributions.

Additionally, amounts contributed to the 49er Club to guarantee seating at Jerry Richardson Stadium in the Green Tier and Gold Tier FSL sections are considered a benefit to the FSL holder and do not qualify as a charitable deduction for income tax purposes. As always, we encourage you to consult your tax advisor for more information or specific guidelines related to your personal giving.





# GAME DAY ATMOSPHERE

Niner Nation begins every 49ers' Game Day with plenty of tailgating and camaraderie leading up to the Niner Walk that escorts players and fans alike to the stadium. Once inside fans are treated to performances by the Gold Dusters and Cheerleaders and holler-at-the-top-of-your-lungs action that is close enough to reach out and touch.



## MAKING AN ENTRANCE

The 49ers, led by Norm the Niner carrying the 49ers flag, explode onto the field to the sights and sounds of igniting fireworks through a tunnel of marching band members, Gold Dusters and Cheerleaders.





# THE PRIDE OF NINER NATION MARCHING BAND

The UNC Charlotte “Pride of Niner Nation” Marching Band first took the field the Fall of 2015 consisting of students from each of the eight colleges at UNC Charlotte. This highly visible ensemble of musicians entertains audiences at all Charlotte 49ers home football games and in the community with a unique combination of tremendous spirit and high-quality performances.



The UNC Charlotte “Pride of Niner Nation” Marching Band was selected as the official band to represent the United States in Normandy, France, in June 2018. The performance marked the 74th anniversary of D-Day.





# MEDIA PARTNERS 730 THE GAME

The Charlotte 49ers partner with 730 The Game ESPN Charlotte as the flagship radio station of the IMG Radio Network. 730 AM carries all football and men's basketball games, selected women's basketball and baseball games and is the home of Gold Mine Live, the Charlotte 49ers Coaches Show.

The radio crew for 49ers football is made up of the longtime Voice of the 49ers, Matt Swierad, former Carolina Panther Al Wallace as analyst. Bobby Rosinski and Walker Mehl, who co-host 730 The Game's Wake Up Call, weekday mornings will split time as the sideline reporter. 730 The Game's college football hour will be broadcast from the 49ers tailgate area on home Saturdays followed by the 49ers pregame show, one hour before kick.



**Matt Swierad**  
730 The Game  
Play by Play



**Bobby Rosinski**  
ESPN3/ESPN+  
Play by Play

Charlotte's C-USA games are broadcast by Conference USA's broadcast partners. The 49ers six home games can be seen on either ESPN3 or ESPN+ with Rosinski providing play-by-play, Jay Sonnhalter serving as analyst and UNC Charlotte alum Libby Clark handling sideline duties.

The Charlotte 49ers also receive significant coverage from their local media outlets, including *The Charlotte Observer*, which is the nation's 50th largest daily circulation, and *The (Gaston) Gazette*. Local affiliates WBTV (CBS), WCNC (NBC), WSOC (ABC), Spectrum News, WCCB (Independent) and WJZY (FOX) also cover the 49ers in the nation's 22nd largest TV market. UNC Charlotte's student media provides regular coverage.



Charlotte hosts a weekly press conference from 12-1 each Tuesday during the season. The 49ers Coaches Show, Gold Mine Live, airs on 730 AM, Mondays, from 12-1 pm and again from 7-8 pm. Gold Mine Live is taped Monday afternoons on-campus in the Student Union from 12-1 and a video of the show is posted to the 49ers official website, Charlotte49ers.com, Monday afternoon.

Information is readily available at charlotte49ers.com. The 49ers are also active on twitter (@charlotte49ers), facebook, youtube and instagram. In addition, the 49ers Media Production unit supplies

significant video content through its on-demand feature, charlotte49ers.tv.

## GOLD MINE LIVE

The 49ers weekly coaches show is held Mondays, from 12-1 in the Student Union, on-campus.

Head coach Brad Lambert joins Matt Swierad and Kevin Donnalley throughout the fall to discuss the 49ers football team.

Gold Mine Live airs Mondays from 12-1 on 730 The Game, ESPN Charlotte and again from 7-8 p.m. A video of the show is also made available on charlotte49ers.com Monday afternoon.

[www.charlotte49ers.com](http://www.charlotte49ers.com)

@charlotte49ers @CharlotteFTBL

Facebook/charlotte49ers

YouTube:

Charlotte 49ers Athletics

Instagram:

thecharlotte49ers



# CHARLOTTE 49ERS FOOTBALL MEDIA POLICIES

## CHARLOTTE 49ERS MEDIA POLICIES:

### Charlotte 49ers Football Weekly Schedule:

Mondays: Gold Mine Live Coaches Show, 12-1, Student Union  
(airs Mondays, 12-1; 7-8 pm on 730 The Game)  
Tuesdays: Press Conference, 12-1, Rose Football Center

### Weekly Practice Schedule (subject to change):

Mondays: Off Day  
Tuesdays: 4:30-6:30 (Media Availability, 4:00-4:30)  
Wednesdays: 4:30-6:30 (Media Availability, 4:00-4:30)  
Thursdays: CLOSED  
Friday: Travel Day  
Saturday: Game Day

Media interested in attending practice should contact Tom Whitestone to assure requested individuals are present during media availability time period.

### Media Notes:

Monday: Game Notes  
Tuesday: Press Conference Transcript  
Saturday: Game Recap  
Sunday: The Point After (collection of notes from previous game)

### Video Content

Assorted video content is available through Box, the video exchange service being utilized by Conference USA.

The 49ers Media Production Department will upload game highlights after games for use by media members. In addition, post-game comments and weekly press conferences will be uploaded along with occasional practice activity.

Please contact Joe Proszek at [jproszek@uncc.edu](mailto:jproszek@uncc.edu) with any questions.

### Interview requests

Interview requests for coaches and players should be submitted through the 49ers Media Relations Office to:

**Tom Whitestone, Assoc. AD/Media Relations**  
**[tewhites@uncc.edu](mailto:tewhites@uncc.edu)**  
**704/687-1022**

Charlotte 49ers Media Relations  
9201 University City Blvd.  
Charlotte, N.C. 28223

### Collegepressbox.com:

[collegepressbox.com](http://collegepressbox.com) is the official media website for Conference USA football. Access and download weekly game notes, quotes, statistics, media guides, headshots, logos and more for each conference and its member schools.

Login information will be distributed to accredited media or you can apply for a password at [collegepressbox.com/password](http://collegepressbox.com/password)

## CONFERENCE USA MEDIA INFORMATION:

### Weekly C-USA Highlights:

Video highlights from all 14 Conference USA Football teams will be available this season through Box, a video exchange service. Each school will upload 5 minutes of footage per week by late Monday morning for media outlets to download and use. Schools may also post additional footage at times during the week. Please contact the C-USA media relations department for more information.

### C-USA Coaches' Transcripts:

The C-USA office provides coaches quotes each Monday and Tuesday during the season. Those quotes will be emailed to media members and will be available on [ConferenceUSA.com](http://ConferenceUSA.com).

### E-Mail Distribution:

Media may contact the Conference USA office by phone (214-774-1300) or e-mail to be included on the league's e-mail lists for releases and information.

Statistics are updated on Sundays

Weekly releases on Mondays

Game previews on Tuesdays

Press conference quotes on Mondays and Tuesdays.

Please contact Russell Anderson ([rdanderson@cusa.org](mailto:rdanderson@cusa.org)) in the conference office with requests or questions.





# UNC Charlotte



**1,000 full-time faculty members in seven professional colleges: 77 Bachelor Degrees, 62 Masters Programs, & 23 Doctoral Programs.**



**UNC Charlotte is located on nearly 1,000 beautifully landscaped acres 10 miles from uptown Charlotte, NC**



**With over 29,000 students, UNC Charlotte is consistently ranked among the top five universities nationally for number of startups per million dollars of research funding. DYK: 42% of new undergraduates are first-generation college students.**





Since 2000, UNC Charlotte's campuses have seen nearly \$800 million in new, completed construction, including a \$65 million student union. Almost \$45 million additional construction is currently in either the building or design phase.

The University Career Center uses cooperative education, the 49ership Program, career prospector externships and academic internships to assist in career exploration.





# Charlotte

The 17th largest city in the U.S., Charlotte is the largest trading center in the southeast and second-largest financial center in the U.S. (NYC) Charlotte is home to two of the largest banks in the nation - Bank of America and Wells Fargo. It is the largest and most accessible city between Washington, D.C. and Dallas, Texas, earning the nickname, "International Gateway to the South." Eight Fortune 500 corporations are in the Charlotte area.

Charlotte was incorporated in 1768 and named in honor of the wife of King George III, the reigning English monarch. Even though the residents disagreed with laws set forth by Britain, naming the town Charlotte was in hopes to win favor with the king.



## ***GREAT PLACE TO LIVE AND WORK***

Time Magazine and Yelp ranked Charlotte as the Most Up-and-Coming City in America following a 2018 study of the best cities in America for economic opportunity. The U.S. Conference of Mayors called Charlotte the "Most Livable City," while Fortune magazine named it the city with "#1 Pro-Business Attitude". Relocate-America.com chose it as the "Best place to Live in America"



## ***BIG EVENTS IN QUEEN CITY***

Barack Obama delivered a campaign speech on campus the day before the 2008 election which made him President of the United States. He chose Charlotte to host its first Democratic National Convention, in September, 2012. The 2020 Republican National Convention has also been awarded to Charlotte.



# Charlotte's got a lot.

[charlottesgotalot.com](http://charlottesgotalot.com)







## CHARLOTTE IS A SPORTS HAVEN

In addition to the 49ers, the region has hosted some of colleges finest events and boasts a variety of professional sports franchises.

- Carolina Panthers (NFL)
- Charlotte Hornets (NBA)
- Charlotte Knights (AAA Baseball)
- Charlotte Hounds (MLL)
- Charlotte Checkers (AHL)
- Charlotte Independence (Soccer)
- Charlotte Eagles (Soccer)
- NASCAR Hall of Fame
- Charlotte Motor Speedway
- U.S. National Whitewater Center



Cam Newton/BOA Stadium Photos courtesy of Carolina Panthers  
 Campaign speech photo courtesy of University Public Relations  
 Hall of Fame photo shot by 49ers Sports Information  
 Speedway Photo courtesy Harold Hinson Photography  
 Speedway photo coutesy Visit Charlotte

- 1994** NCAA Men's Basketball Final Four
- 1996** NCAA Women's Basketball Final Four
- 1999** NCAA Men's Soccer College Cup
- 2000** NCAA Men's Soccer College Cup
- 2008** NCAA Men's Basketball Regional Finals
- 2011** NCAA Men's Basketball 2nd & 3rd Rounds
- 2015** NCAA Men's Basketball 2nd & 3rd Rounds
- 2018** NCAA Men's Basketball 1st & 2nd Rounds



# Facilities




D.L Phillips Sports Complex (1996/2010)  
Wells Fargo Field House (1994)



Halton-Wagner  
Tennis Complex(2012)



Sue M. Daughtridge Softball  
Stadium (2018)




Transamerica Field (1996)



James H. Barnhardt  
Student Activity Center &  
Dale F. Halton Arena (1996)  
Charles Hayward Practice Gym (2002)





Jerry Richardson Stadium  
McColl-Richardson Field  
Judy W. Rose Football Center

The Charlotte 49ers have added over \$100M worth of facilities and facility upgrades in the last 25 years



Irwin Belk Track & Field Complex (1996)



Stubblefield Golf Center Practice Area (2006) and Golf Facility (2010) at Rocky River Golf Club



Robert & Mariam Hayes Stadium (2007)



#GOLDSTANDARD

#ROCKSOLID

#GOLDSTANDARD

#ROCKSOLID



COACHING STAFF



SENIORS



2018 TEAM CAPTAINS



DEFENSIVE TACKLES



OFFENSIVE LINE



DEFENSIVE ENDS



RUNNING BACKS



LINEBACKERS



QUARTERBACKS



CORNERBACKS



TIGHT ENDS



SAFETIES



WIDE RECEIVERS



SPECIAL TEAMS



# HEARTS OF GOLD 49ERS IN THE COMMUNITY





## 2018 CHARLOTTE 49ERS FOOTBALL SCHEDULE

### SEPTEMBER

<b>SAT. 1</b>	<b>FORDHAM</b>	<b>6:00 P.M.</b>
<b>SAT. 8</b>	<b>APPALACHIAN STATE</b>	<b>6:00 P.M.</b>
<b>SAT. 15</b>	<b>OLD DOMINION*</b> <i>(Niner Nation Family Weekend)</i>	<b>6:00 P.M.</b>
Sat. 22	at Massachusetts	TBA
Sat. 29	at UAB*	TBA

### OCTOBER

<b>SAT. 13</b>	<b>WKU*</b> <i>(Homecoming)</i>	<b>3:30 P.M.</b>
Sat. 20	at Middle Tennessee*	3:00 p.m.
<b>SAT. 27</b>	<b>SOUTHERN MISSISSIPPI*</b>	<b>2:00 P.M.</b>

### NOVEMBER

Sat. 3	at Tennessee	TBA
Sat. 10	at Marshall*	2:30 p.m.
<b>SAT. 17</b>	<b>FIU*</b> <i>(Military Appreciation)</i>	<b>2:00 P.M.</b>
Sat. 24	at Florida Atlantic*	TBA

**HOME GAMES** will be played at Jerry Richardson Stadium.  
All times are Eastern. \* - Conference USA game

