



UNC ASHEVILLE MEN'S BASKETBALL

CONTACT: Brian Hand • CELL: (803) 646-9716 • EMAIL: Hand (bhand1@unca.edu)
WEBSITE: www.UNCABULLDOGS.com • ADDRESS: Justice Center, CP0 #2600 One University Heights, Asheville, NC, 28804

2017-18 SCHEDULE/RESULTS

Overall: 11-9 (4-3 Big South Conference)

Home: 8-0 / Away: 3-8 / Neutral: 0-1

November		
10	at Rhode Island	L, 60-84
13	LEES-MCRAE	W, 92-60
17	at Vanderbilt	L, 79-76
19	at Austin Peay	W, 82-79 (OT)
22	MONMOUTH	W, 62-51
26	WOFFORD	W, 85-65
29	USC UPSTATE	W, 82-70
December		
3	at Clemson	L, 83-52
5	at Furman	L, 72-83
10	MILLIGAN	W, 97-60
17	WESTERN CAROLINA#	L, 72-76
19	at UNCG	W, 67-60
22	at Saint Mary's	L, 69-95
30	CAMPBELL*	W, 85-79
January		
3	at High Point*	L, 74-84
6	at Radford*	L, 70-90
9	LONGWOOD*	W, 90-80
12	at Presbyterian*	W, 76-56
15	CHARLESTON SOUTHERN*	W, 83-73
18	at Winthrop*	L, 85-58
21	at Liberty*	2:00 PM
24	GARDNER-WEBB*	7:00 PM
27	HIGH POINT*	4:30 PM
February		
1	at Campbell*	7:00 PM
3	PRESBYTERIAN*	4:30 PM
7	at Longwood*	7:00 PM
10	RADFORD*	2:00 PM
15	LIBERTY*	7:00 PM
18	at Charleston Southern*	5:30 PM
22	WINTHROP*	7:00 PM
24	at Gardner-Webb*	4:30 PM

All game times are Eastern Standard Time and subject to change

BOLD - Held In Kimmel Arena
* - Big South Conference Game
- Held In U.S. Cellular Center



Follow UNC Asheville men's basketball on social media

@UNCABasketball

UNC ASHEVILLE, PLEASE
On first reference it is acceptable to use UNC ASHEVILLE.
Please do not use UNCA or UNC-A when referring to UNC Asheville



@ashevilledogs

#ThePursuit



Teams: UNC Asheville (11-9, 4-3 Big South Conference)
Liberty (12-8, 3-4 Big South Conference)

Location: Lynchburg, Va./Vines Center

Date/Time: Sunday, Jan. 21, 2018/2 p.m.

TV: Stadium

Talent - Mike Hogewood (PBP), Jeff Jackson (Analyst)

Radio: 570 WWNC-Asheville/1440 WMXF-Waynesville

Talent - Brian Hall (PBP)

Live Stats: uncabulldogs.com

Twitter: @ashevilledogs #ThePursuit

BULLDOG BITES

STAYING ON THE ROAD IN LEAGUE PLAY: UNC Asheville men's basketball will next travel to Lynchburg, Va. to take on Liberty at 2 p.m. on Sunday, Jan. 21. The game will be nationally televised by Stadium. It will be carried locally by WMYA-TV, My 40.

SERIES: UNC Asheville and Liberty will be meeting for the 60th time on Sunday. The Bulldogs now own a 39-20 all-time series advantage with Asheville having won the last 12 meetings.

VANNATTA JOINS EXCLUSIVE CLUB ONCE AGAIN: Kevin Vannatta became the 87th player in Big South Conference men's basketball history with 500 rebounds with his three boards in the Winthrop game. Vannatta, who already surpassed 1,000 points earlier this season, also became just the 57th player in league history with 1,000 points and 500 rebounds. Vannatta is the 18th player in UNC Asheville men's basketball to collect 500 rebounds in their career. Vannatta presently has 1,122

UNC ASHEVILLE POSSIBLE STARTERS

No.	Name	Yr.	Pos.	Ht./Wt.	Hometown	2017-18 Stats
1	Jonathan Baehre	So.	F	6-9/200	Hessen, Germany	6.1 ppg, 3.9 rpg, 1.6 bpg
10	Kevin Vannatta	Sr.	G	6-2/200	Upper Arlington, Ohio	10.5 ppg, 5.3 rpg, 2.9 apg
12	Raekwon Miller	Sr.	G	6-3/175	Marion, N.C.	9.2 ppg, 4.1 rpg, 2.4 apg
14	Ahmad Thomas	Sr.	G	6-3/215	Danville, Va.	15.3 ppg, 6.1 rpg, 2.3 apg
25	MaCio Teague	So.	G	6-3/190	Cincinnati, Ohio	16.1 ppg, 4.7 rpg, 2.7 apg

Follow UNC Asheville athletics on social media:

2017-18 UNC ASHEVILLE ROSTER

No.	Name	Cl.	Pos.	Ht./Wt.	Hometown/High School
0	Donovan Gilmore	Jr.	F	6-7/200	Greensboro, N.C. / Wesleyan Christian Academy
1	Jonathan Baehre	So.	F	6-9/200	Hessen, Germany / Wilkinson County
2	Alec Wnuk	Sr.	F	6-7/205	Cary, N.C. / Christ School
4	LJ Thorpe	Fr.	F	6-4/215	West Palm Beach, Fla. / Royal Palm Beach
5	Justin Brown	So.	G	6-2/210	Miami, Fla. / Westminster Christian
10	Kevin Vannatta	Sr.	G	6-2/200	Upper Arlington, Ohio / Upper Arlington
11	Jalen Seegars	Fr.	G	6-4/210	Greensboro, N.C. / High Point Christian
12	Raekwon Miller	Sr.	G	6-3/175	Marion, N.C. / McDowell
13	Tajion Jones	Fr.	G.	6-5/180	Oak Ridge, Tenn. / Oak Ridge
14	Ahmad Thomas	Sr.	G	6-3/215	Danville, Va. / Hargrave Military Academy
15	Grant Townsend	So.	F	6-7/205	Riverview, Fla. / Bloomingdale
25	MaCio Teague	So.	G	6-3/190	Cincinnati, Ohio / Walnut Hills
33	Drew Rackley	So.	G	6-1/190	New Concord, Ohio / John Glenn
34	Jeremy Peck	So.	F	6-8/230	Houston, Texas / St. Thomas Aquinas

Head Coach: Nick McDevitt

Associate Head Coach: Sean Dixon

Assistant Coach: Logan Johnson

Assistant Coach: Wes Long

Director of Basketball Operations: Sam Rardin

Director of Sports Medicine: Tim White

Pronunciation Guide

1	Jonathan BEAR
2	Alec WA-nook
10	Kevin Va-Nat-a
11	See-gurs
12	RAY-kwon Miller
13	Tay-jon Jones
25	Mase-e-o Teague
HC	Mick-Dev-It

points and exactly 500 rebounds.

THOMAS CONTINUES MAKING HISTORY: Ahmad Thomas was already just the fifth player in Big South Conference men's basketball history with over 1,000 points, 600 rebounds and 200 steals, but now he is also just the second player in league history with over 1,000 points, 600 rebounds, 200 steals and 200 assists. Thomas became the second in league history in the win over Longwood on Jan. 9. Thomas closed out the Bulldog conference win with 1,329 points, 611 rebounds, 222 steals and 203 assists. Thomas commences the matchup with Liberty with 1,389 points, 635 rebounds, 225 steals and 209 assists. Thomas also became one of the top-15 scorers in UNC Asheville history with his 21 points in the win over Presbyterian College on Jan. 12. He moved into the top-10 in school history in rebounds in the win over Longwood on Jan. 9. He is currently second in school history in total steals.

DOMINATING HALF OF PLAY: MaCio Teague's 23 points in the first half against Charleston Southern marked the second time this season and third time in his career that he posted 20 or more points in a single half. Earlier this year, Teague had 20 in the first half in the 82-79 overtime win over Austin Peay on Nov. 19, 2017. Teague also had 24 points in the first half in UNC Asheville's 91-69 Big South Conference road win over Longwood on Feb. 11, 2017.

HOME SWEET HOME: The league win over Charleston Southern on Jan. 15 allowed the Bulldogs to extend their home winning streak to 17. UNC Asheville is now 76-16 overall and 51-10 against Big South foes within the friendly confines of Kimmel Arena inside the Sherrill Center. The Bulldogs are 8-0 on the 2017-18 season at Kimmel Arena.

AMONG THE TOPS: UNC Asheville is currently in the top-40 in the country with 8.0 steals per game.

UNIVERSITY QUICK FACTS

Location: Asheville, N.C.
Founded: 1927
Enrollment: 3,800
Nickname: Bulldogs
School Colors: Royal Blue & White
Chancellor: Dr. Joseph Urgo
Athletics Director: Janet Cone
Senior Woman Administrator: Terri Brne
Faculty Athletics Representative: Jeff Wilcox
Athletic Dept. Phone: 828-251-6459
Ticket Office Phone: 828-251-6904

MEN'S BASKETBALL QUICK FACTS

Head Coach: Nick McDevitt (Fifth Season)
Alma Mater: UNC Asheville, 2001
Career Record: 88-62 (5 years)
School Record: 88-62 (5 years)
Big South Record: 51-26
Big South Tournament Record: 5-3 (.625)
Assistant Coaches:
Sean Dixon - Presbyterian College, 2007
Logan Johnson - Coastal Carolina, 2010
Wes Long - Clemson, 2004
Dir. of Basketball Operations: Sam Rardin - North Carolina, 2015
Athletic Trainer: Tim White
Basketball Office Phone: 828-251-6935
Arena (capacity): Kimmel Arena (3,200)

2017-18 BREAKDOWN (ENTERING 2017-18 SEASON)

Starters Returning/Lost: 3/2
Letterwinners Returning/Lost: 9/4
Newcomers: 4

2016-17 REVIEW

Overall Record: 23-10
Big South Record (Finish): 15-3 (T-1st)
Big South Tournament: Loss in Quarterfinals
Postseason: CollegeInsider.com Tournament

MEN'S BASKETBALL HISTORY (ENTERING 2017-18 SEASON)

First year of Basketball: 1964-65
Overall Record: 781-747 (.511)
NCAA Tournament Appearances: 4 (2003, 2011, 2012, 2016)
NCAA Tournament Record: 2-4
NIT Appearances: 1 (2008)
NIT Record: 0-1
CollegeInsider.Com Tournament Appearances: 1 (2017)
CollegeInsider.Com Tournament Record: 0-1
Last postseason opponent: UT Martin, lost 89-75 in CollegeInsider.com Tournament
Big South Regular-Season Record: 257-211 (.549)
Big South Regular-Season Championships: 6 (1997-98-02-08-12-17)
Big South Tournament Record: 33-27 (.550)
Big South Tournament Championships: 5 (1989-03-11-12-16)

ANOTHER DOUBLE-DOUBLE: In picking up his fourth double-double of the season with his 20 points and 11 rebounds against Winthrop on Jan. 18, Ahmad Thomas now has 16 career double-doubles.

STRONG FROM DOWNTOWN: UNC Asheville shot a season-best 61.9 percent (13-of-21) from beyond the arc as a team in the win over Charleston Southern on Jan. 15. The Bulldogs were led by Teague's five treys. Teague now has three games this season where he has connected on five or more three-pointers.

VANNATTA NAMED CANDIDATE FOR SENIOR CLASS AWARD: UNC Asheville senior guard Kevin Vannatta has been selected as a candidate for the 2017-18 Senior CLASS Award® in men's collegiate basketball. To be eligible for the award, a student-athlete must be classified as an NCAA Division I senior and have notable achievements in four areas of excellence: community, classroom, character and competition. An acronym for Celebrating Loyalty and Achievement for Staying in School®, the Senior CLASS Award focuses on the total student-athlete and encourages students to use their platform in athletics to make a positive impact as leaders in their communities. "We are very proud of what Kevin has been able to accomplish, both on and off the court, during his time here at UNC Asheville," UNC Asheville men's basketball head coach Nick McDevitt said. "To be part of a list of candidates that includes individuals such as Grayson Allen of Duke and Joel Berry II of North Carolina, speaks to the hard work that he has put forth on and off the court." Vannatta enters the final semester of his senior season with the Bulldogs owning a 3.93 grade-point average as an Accounting major. Vannatta also represents UNC Asheville and the Big South Conference on the NCAA Division I National Student-Athlete Advisory Committee. Vannatta was named to the 2016-17 College Sports Information Directors of America (CoSIDA) Academic All-District® 3 Men's Basketball first-team in addition to being tabbed as a DI-AAA ADA Scholar-Athlete last season. A 2017-18 preseason All-Big South Conference selection, Vannatta scored eight points in UNC Asheville's win over Wofford on Sunday, Nov. 26, to become the 33rd member of the prestigious 1,000-point club at UNC Asheville and the 149th in Big South history to accomplish the feat. Each of the 30 candidate classes will be narrowed to fields of 10 finalists in February, and those 10 names will be placed on the official ballot. Ballots will be distributed through a nationwide voting system to media, coaches and fans, who will select one male candidate and one female candidate who best exemplifies excellence in the four Cs of community, classroom, character and competition.

SUBWAY SANDWICH ARTIST FOR A GREAT CAUSE: UNC Asheville men's basketball head coach Nick McDevitt once again made an appearance as a Subway Sandwich artist to help raise awareness and support for the fight against cancer through the Coaches vs. Cancer campaign. McDevitt joined Western Carolina head coach Larry Hunter on Wednesday,

**VISIT UNCABULLDOGS.COM
FOR ALL YOUR BULLDOG NEEDS**

THE MATCHUP		
LIBERTY		UNC ASHEVILLE
2017-18 STATS		
Lynchburg, Va.	Location	Asheville, N.C.
15,000	Enrollment	3,800
Flames	Nickname	Bulldogs
12-8 (3-4 Big South Conference)	2017-18 Record	11-9 (4-3 Big South Conference)
71.6	Scoring Average	75.2
60.8	Scoring Defense	74.6
.452	FG%	.475
.392	Opp. FG%	.452
.354	3-PT%	.378
.789	FT%	.733
36.1	Rebounds Avg.	35.1
13.9	Assists Avg.	14.3
2.7	Blocks Avg.	3.4

Jan. 17, at the Subway at the Oakley Plaza at 801 Fairview Road, Asheville, NC 28803. The Coaches vs. Cancer program is a collaboration between the American Cancer Society and the National Association of Basketball Coaches. Locally, the North Carolina Basketball Coaches Association has joined the effort to promote healthy living, raise awareness and support for the fight against cancer. Donations in any amount can be made at the checkout of participating SUBWAY® restaurants from Jan. 15 through Feb. 28 with 100 percent of the proceeds going to the local Coaches vs. Cancer program. Last year, more than \$25,000 in North Carolina was raised and they want to raise even more this year. For more information on Coaches vs. Cancer, visit www.cancer.org.

FIVE IN DOUBLE FIGURES IN LEAGUE GAME: With five Bulldogs (Ahmad Thomas, Alec Wnuk, MaCio Teague, Kevin Vannatta and Raekwon Miller) finishing the league win over Campbell on Dec. 30, 2017, in double figures it marked the first time UNC Asheville had five or more players in double figures in conference play since the double overtime win over Winthrop at Kimmel Arena on Feb. 9, 2017. In the win over the Eagles, Ahmad Thomas, MaCio Teague, Kevin Vannatta, David Robertson and Will Weeks all finished their efforts in double figures.

TEAGUE TABBED BIG SOUTH PLAYER OF THE WEEK (12/27): For the second straight year on Dec. 27, UNC Asheville's MaCio Teague was selected the Big South Men's Basketball Player of the Week. The league office made the official announcement on Wednesday, Dec. 27, 2017. One year earlier on Tuesday, Dec. 27, 2016, Teague also garnered league Player of the Week honors. In total, Teague has now received honors from the league six times. In addition to his now two Dec. 27 Big South Player of the Week honors, Teague was also chosen Big South Freshman of the Week four times last season (Nov. 21, Jan. 2, Jan. 9 and Feb. 13). A sophomore guard, Teague averaged 21.5 points, 8.0 rebounds, 2.5 steals and 1.5 assists per game in two games on the week for the Bulldogs.

HUGE WIN OVER UNCG IN MANY WAYS: The Bulldog win over UNCG came just days after the Spartans had knocked off NC State in Raleigh, N.C. It also gave the Bulldogs a top-100 RPI win, as UNCG was 83rd in the RPI released by the NCAA on Dec. 19. UNCG was 6-0 at home in the 2017-18 season before the Bulldog come-from-behind win.

DELVING INTO TEAGUE'S DOUBLE-DOUBLE: MaCio Teague's third career double-double in the Bulldog win over UNCG was made possible by an 11-of-13 performance at the charity stripe. Teague was 6-of-12 from the field overall en route to his 25 points. He picked up two of his 11 boards on the offensive glass.

WHAT A PAIR: UNC Asheville senior duo Ahmad Thomas and Kevin Vannatta are the 24th pair in Big South Conference history of four-year classmates to each score over 1,000 points during the same four-year span. Thomas with 1,389 career points and Vannatta with 1,122 career points right now have a combined total of 2,511, which places them in the top-15 in the category in league history. Thomas and Vannatta are the fifth set of Bulldog teammates with the achievement in Asheville's Big South era.

DOUBLE IT UP: With the three double-doubles in the win over Milligan it marked the first time since the thrilling double overtime win over Winthrop last year that two or more Bulldogs had double-doubles in the same game. The win over Milligan also marks the first time since that win over the Eagles that five or more Bulldogs scored in double figures in the same game with six Bulldogs securing double-digit scoring outputs against the Buffaloes.

CAREER DAY FOR RAEKWON MILLER: Miller's first career double-double in the win over Milligan was made possible by a day where he knocked down a career-high tying four three-pointers and was 4-of-6 from beyond the arc. He was 5-of-9 from the field overall. His 19 points bested his previous career high of 18 set in UNC Asheville's win over Siena last season. His 10 boards bested his previous career high of seven in UNC Asheville's win over Brevard last year.

BLOCK PARTY: UNC Asheville's 10 blocks in the win over Milligan marked the first time since an 80-55 Big South Conference

BULLDOGS RECORD WHEN...

2017-18

AVL shoots 50% + from field	8-1
AVL shoots 45-49% from field	2-2
AVL shoots between 40-44% from field	0-4
AVL shoots between 35-40% from field	1-0
AVL shoots under 35% from field	0-2
Opp. shoots 50% + from field	2-5
Opp. shoots 45-49% from field	2-4
Opp. shoots between 40-44% from field	2-0
Opp. shoots between 35-40% from field	2-0
Opp. shoots under 35% from field	3-0
AVL shoots 35% + from 3-pt line	8-3
AVL shoots under 35% from 3-pt line	3-6
AVL shoots 70% + from FT line	8-5
AVL shoots under 70% from FT line	3-4
AVL outrebounds opponent	10-2
Opponent outrebounds AVL	1-6
Tied in rebounds	0-1
AVL commits less than 15 turnovers	6-6
AVL commits fewer turnovers than opp	4-4
Tied in turnovers	0-1
Opp. commits fewer turnovers than AVL	7-4
AVL scores 75+	9-1
AVL scores 70-74	0-4
AVL scores 60-69	2-2
AVL scores 51-59	0-2
AVL scores 50 or less	0-0
Four or more Bulldogs in double figures	5-4
Leading at half	10-2
Trailing at half	1-7
Tied at half	0-0
Games decided by 5 or less	1-2
Games decided by 6-10	4-1
Games decided by 11 +	6-6
Overtime games	1-0
At Home	8-0
On Road	3-8
On Neutral Court	0-1
In November	5-2
In December	3-4
In January	3-3
In February	0-0
In March	0-0
On Sunday	3-2
On Monday	2-0
On Tuesday	2-1
On Wednesday	2-1
On Thursday	0-1
On Friday	1-3
On Saturday	1-1
Big South Conference Games	4-3
Non-Conference Games	7-6
vs. Atlantic 10	0-1
Appalachian Athletic Conference	1-0
vs. Atlantic Sun	1-0
vs. Conference Carolinas	1-0
vs. ACC	0-1
vs. OVC	1-0
vs. MAAC	1-0
vs. SoCon	2-2
vs. West Coast	0-1
vs. SEC	0-1
At Night (after 6 p.m. local)	7-6
In Afternoon	4-3

2017-18 Big South Preseason Poll

1 - UNC Asheville (23)	278
2 - Winthrop (3)	244
3 - Liberty (1)	241
4 - Campbell (2)	187
5 - Gardner-Webb	167
6 - High Point	146
7 - Radford	141
8 - Charleston Southern	98
9 - Longwood	57
10 - Presbyterian College	36

win over Gardner-Webb on Saturday, Jan. 3, 2015, at Kimmel Arena that the Bulldogs had blocked 10 or more as a team in a single game.

DON'S DAY: In securing his first double-digit rebound day as a Bulldog against Milligan, Donovan Gilmore picked up six of his 16 rebounds in the game on the offensive glass. He was 6-of-10 from the field overall in finishing with the 13 points.

STRONG ON THE OFFENSIVE GLASS: In procuring his eight rebounds in the game at Furman, Alec Wnuk collected five of his eight rebounds on the offensive glass.

20 AND OVER TIMES TWO: With Ahmad Thomas (24) and MaCio Teague (22) both finishing with over 20 points in the win over USC Upstate it marked the first time that two Bulldogs have scored over 20 in a single game since the duo last accomplished the same feat in back-to-back wins over Winthrop (Feb. 9, 2017) and Longwood (Feb. 11, 2017) last season.

TOP-20: Ahmad Thomas' 24 points in the win over USC Upstate allowed him to move into the top-20 all-time at UNC Asheville in total scoring. Thomas with 1,389 career points is currently 12th in program history.

SPARTANBURG SUPREMACY: UNC Asheville took out both of the NCAA Division I programs from Spartanburg with the Bulldogs first besting Wofford, 85-65, on Sunday, Nov. 26, before collecting a 82-70 win over USC Upstate on Wednesday, Nov. 29.

RUNNING: The Bulldogs in the win over USC Upstate for the second straight game had a huge run that changed the complexion of the contest. A 26-2 run by UNC Asheville men's basketball over a roughly six-minute stretch in the second half allowed the Bulldogs to pick up an impressive 85-65 non-conference home win over Wofford on Sunday, Nov. 26, at Kimmel Arena. UNC Asheville's 20-2 run in the first half of the win over USC Upstate allowed the Bulldogs to never look back.

1,000-POINT SCORER: UNC Asheville senior guard Kevin Vannatta scored eight points in the win over Wofford to become the 33rd member of the prestigious 1,000-point club at UNC Asheville and the 149th in Big South history to accomplish the feat. Vannatta now has 1,122 career points as a Bulldog

ASSISTING ON THE BIG WIN: MaCio Teague's eight assists in the win over Wofford were a career-best. It eclipsed his previous best mark of seven in last year's thrilling 79-77 overtime win at Coastal Carolina.

CAREER DAY FOR ALEC WNUK: In collecting his career-best 19 points in the narrow loss to Vanderbilt, Alec Wnuk also made a career-best seven field goals and tied his career-high for three-pointers made with two. He was 7-of-11 overall and 2-of-3 from beyond the arc.

STRONG ON THE GLASS: The Bulldogs out-rebounded one of the top teams in the SEC in Vanderbilt, 36-32. The Bulldogs held a 12-7 advantage in offensive rebounds. Ahmad Thomas and MaCio Teague each had three offensive boards in the game.

BULLDOGS PICKED TO WIN BIG SOUTH: The UNC Asheville men's basketball team was picked to win the Big South Conference at the annual league Media Day on Tuesday, Oct. 24, at the Renaissance Suites Hotel. UNC Asheville's choice as preseason No. 1 marks the first time since the 2011-12 preseason poll that the Bulldogs have been tabbed to finish first. The Bulldogs have now been picked five times (1989-90, 1997-98, 2002-03, 2011-12 and 2017-18) to win the league in the official preseason poll.

BULLDOGS RANKED 24th IN PRESEASON MID-MAJOR POLL: UNC Asheville started the 2017-18 season in the same place that they ended the season last year in the CollegeInsider.com Men's Basketball Mid-Major Top-25 at No. 24. The CollegeInsider.com Preseason Men's Basketball Mid-Major Top-25 poll was released the evening of Monday, Oct. 30, 2017. UNC Asheville was the only Big South Conference team ranked in the preseason top-25. The Bulldogs were ranked in the CollegeInsider.com Men's Basketball Mid-Major Top-25 for five straight polls to close out the 2016-17 season. UNC Asheville originally entered the poll at No. 24 on Feb. 13, 2017. Asheville was ranked as high as 19th last season before ending the year at No. 24.

TEAGUE AND THOMAS TABBED TO LOU HENSON AWARD PRESEASON WATCH LIST: UNC Asheville men's basketball standouts MaCio Teague and Ahmad Thomas were both tabbed to the Lou Henson Award Preseason Watch List on Wednesday, Nov. 8, 2017. The Lou Henson Award is presented annually to the nation's top Division I Mid-Major player.

TEAGUE NAMED TO LUTE OLSON AWARD PRESEASON WATCH LIST: UNC Asheville sophomore guard MaCio Teague was selected to the 2017-18 Lute Olson National Player of the Year Award Preseason Watch List. The Lute Olson Award is presented annually to the nation's top Division I player who has played at least two seasons.

THOMAS TABBED PRESEASON ALL-MID-MAJOR: UNC Asheville men's basketball senior guard Ahmad Thomas was chosen preseason All-Mid Major by College Sports Madness. The Bulldog guard was tabbed as a third-team preseason All-Mid Major selection.

WNUK NOTED AS ONE OF THE MORE UNDERRATED PLAYERS IN COLLEGE BASKETBALL: UNC Asheville senior forward Alec Wnuk was listed by College Court Report as one of the more underrated players in all of college basketball. Using the hashtag #Underrated351, College Court Report has been picking one player from each team in college basketball that they feel is underrated and will be a big part of the success of their team in the upcoming year. College Court Report notes, "key cog for the team this season. He'll get his due."

TEAGUE NAMED ONE OF TOP-25 SOPHOMORES IN COLLEGE BASKETBALL BY ESPN: UNC Asheville sophomore guard MaCio Teague was ranked among the top 25 sophomores in all of men's college basketball by ESPN. Teague is listed at No. 25 in ESPN's draft rankings entering the 2017-18 season.

BANNER YEAR WITH BIG SOUTH REGULAR SEASON TITLE NO. 6: UNC Asheville men's basketball had another banner year last year as the Bulldogs picked up their sixth Big South Conference regular-season title in the 2016-17 season (1996-97, 1997-98, 2001-02, 2007-08, 2011-12 and 2016-17). Asheville head coach Nick McDevitt has been a part of five of the six Big South Conference regular-season crowns either as a player, assistant coach or head coach (1997-98, 2001-02, 2007-08, 2011-12 and 2016-17).

BULLDOGS EARN NABC TEAM ACADEMIC EXCELLENCE AWARD: The UNC Asheville men's basketball team was noted for its performance in the classroom during the 2016-17 athletic year by earning the National Association of Basketball Coaches (NABC) Team Academic Excellence Award. The fifth annual Team Academic Excellence Awards, created by the NABC Committee on Academics, recognize outstanding academic achievement by teams with cumulative grade-point averages (GPA) of 3.0 or better for the 2016-17 season. In order to earn a NABC Team Academic Excellence Award, institutions in the NCAA, NAIA and NJCAA must count the grade-point averages of all men's basketball student-athletes who competed during the 2016-17 season. The UNC Asheville men's basketball team finished the 2016-17 athletic year with a cumulative team grade-point average of 3.094. "This honor means a great deal to our program," UNC Asheville men's basketball head coach Nick McDevitt said. "Our program truly takes a great deal of pride in taking care of things in the classroom, and this honor further emphasizes that our student-athletes care about winning on and off the court."

POSTSEASON PLAY: Last year's appearance in the CIT marked UNC Asheville's sixth appearance in a postseason tournament. The Bulldogs have advanced to the NCAA Tournament four times before (2003, 2011, 2012 and 2016) and the NIT (2008) once.

TREMENDOUS FRESHMAN: The 2016-17 Big South Conference Freshman of the Year last year, MaCio Teague ended his first year in a Bulldog uniform with 509 points to become just one of seven players in league history to record 500 or more points during their freshman season.

IMPRESSIVE FREE THROW STREAK COMES TO A CLOSE: MaCio Teague connected on his first three free throws in the Gardner-Webb game on Feb. 23, 2017, to extend his made free throw streak to 29. When he missed his fourth attempt on the night it snapped the impressive streak.

WIN NO. 75: UNC Asheville men's basketball head coach Nick McDevitt picked up his 75th win in charge of the Asheville men's basketball program in the Bulldog win over Presbyterian on Feb. 15, 2017.

FASTEST TO 20: UNC Asheville's win over Longwood on Feb. 11, 2017, allowed last year's Bulldog men's basketball team to reach 20 wins in the fewest number of games (27) in the Bulldogs' time in the Big South Conference.

SPECIAL LEAGUE STREAK CONTINUES: With the UNC Asheville win over High Point on Feb. 9, 2017, UNC Asheville assured itself of at least 10 wins in Big South Conference play for the 10th straight year, which is a new league record.

ELITE GROUP: With the win over Presbyterian on Thursday, Jan. 26, 2017, UNC Asheville head coach Nick McDevitt became just the third coach in Big South history to win at least 15 games in his first four seasons in the league. McDevitt joined Radford's Ron Bradley and Winthrop's Gregg Marshall in the elite grouping. Gardner-Webb's Tim Craft became the fourth and joined McDevitt in the elite group later in the 2016-17 regular season.

2017-18 BIG SOUTH STANDINGS (AS OF 1/19/18)

SCHOOL	CONF	CPCT.	OVERALL	PCT.	HOME	AWAY	NEUTRAL	STREAK
Radford	6-1	0.857	13-7	0.650	7-0	4-7	2-0	W2
Gardner-Webb	5-2	0.714	10-10	0.500	8-0	2-8	0-2	W1
UNC Asheville	4-3	0.571	11-9	0.550	8-1	3-8	0-0	L1
Winthrop	4-3	0.571	10-8	0.556	7-2	3-6	0-0	W3
Campbell	4-3	0.571	10-9	0.526	8-3	2-6	0-0	W1
High Point	4-3	0.571	9-9	0.500	8-1	1-7	0-1	W2
Liberty	3-4	0.429	12-8	0.600	8-4	3-3	1-1	L3
Longwood	3-4	0.429	6-14	0.300	5-5	1-8	0-1	L1
Presbyterian	1-6	0.143	8-12	0.400	6-3	1-8	1-1	L5
Charleston Southern	1-6	0.143	6-12	0.333	4-4	2-8	0-0	L6

HIGHLIGHTS IN THE BIG SOUTH STATISTICS OVERALL (AS OF 1/19/18)

Team

Scoring Offense - Third	75.2	- 10th in scoring (15.3)
Steals - Third	8.0	- Sixth in rebounding (6.1)
Free Throw Percentage - Third	.733	- Seventh in defensive rebounds (4.4)
Field Goal Percentage - Second	.475	- 14th in offensive rebounds (1.7)
Assists - Third	14.3	- First in steals (1.9)
		- Second in field goal percentage (.504)

Individual

MaCio Teague	Jonathan Baehre
- Seventh in scoring (16.1)	- Second in blocked shots per game (1.6)
- 10th in assists per game (2.7)	
- Fifth in free throw percentage (.857)	
- Third in steals (1.8)	
- Sixth in 3-point field goals made per game (2.3)	
- Third in minutes played (33.9)	
- 13th in defensive rebounds (4.1)	
- 11th in field goal percentage (.407)	
Kevin Vannatta	
- 26th in scoring (10.5)	
- 11th in rebounding (5.3)	
- Ninth in assists per game (2.9)	
- Ninth in free throw percentage (.797)	
- Fourth in minutes played (33.7)	
- Eighth in defensive rebounds (4.4)	

HIGHLIGHTS IN THE BIG SOUTH ONLY GAMES (AS OF 1/19/18)

Team

Scoring Offense - Second

Free Throw Percentage - Second

Field Goal Percentage - First

Assists - Third

Raekwon Miller

76.6 - 21st in scoring (11.4)

.796 - First in free throw percentage (.952)

.496 - 10th in assists (2.7)

13.0 - 20th in rebounding (4.7)

- 14th in steals (1.1)

Individual

Ahmad Thomas

- Fifth in scoring (17.7)

- Fifth in rebounding (6.6)

- Second in field goal percentage (.546)

- 14th in assists (2.6)

- Third in steals (1.9)

- Fifth in defensive rebounds (5.1)

Jonathan Baehre

- Fourth in blocks (1.6)

MaCio Teague

- Fourth in scoring (18.1)

- Fifth in free throw percentage (.862)

- Ninth in steals (1.6)

- Third in three-pointers made (2.6)

- 12th in field goal percentage (.424)

- 10th in minutes played (34.0)

- Fourth in three-point field goal percentage (.391)

Kevin Vannatta

- Eighth in rebounding (6.0)

- Seventh in assists (2.9)

- Seventh in defensive rebounds (4.9)

- Sixth in minutes played (34.9)

2017-18 UNC ASHEVILLE RADIO SCHEDULE

UNC Asheville men's basketball in conjunction with IheartMedia Asheville officially released its 2017-18 radio schedule on Thursday, Nov. 2, 2017.

All UNC Asheville men's basketball games to be carried on the radio will be broadcast on 570 WWNC-Asheville/1440 WMXF-Waynesville and the Iheart Radio App, except where noted.

"On behalf of IheartMedia Asheville, we are thrilled to be able to bring Bulldog basketball once again to listeners around Western North Carolina and everywhere on the Iheart Radio App," Senior Vice President of Programming and Play-by-Play voice of UNC Asheville men's basketball Brian Hall said. "This will be our seventh season as the flagship stations for UNC Asheville men's basketball and Coach McDevitt has put together another outstanding team that should challenge for the Big South title and postseason play."

In addition, "The Nick McDevitt Show" will be part of "The Sports Freaks" on Monday nights at 6 p.m. on News Radio 570 WWNC/1400 WMXF. McDevitt will join Brian Hall and Mike Morgan to break down the action from the week before and preview the next week of action.

"We are thrilled to once again have our games carried locally by IHeartMedia," UNC Asheville men's basketball head coach Nick McDevitt said. "Brian Hall is a valuable member of our team and our radio broadcasts provide our fans with a first-class experience."

2017-18 UNC Asheville Men's Basketball Radio Schedule

Nov. 22 vs Monmouth - 880am/92.9 FM

Nov. 26 vs Wofford

Nov. 29 vs USC Upstate - 880am/92.9 FM

Dec. 3 at Clemson - 880am/92.9 FM

Dec. 5 at Furman

Dec. 17 vs Western Carolina

Dec. 19 at UNCG

Dec. 30 vs Campbell

Jan. 3 at High Point

Jan. 9 vs Longwood

Jan. 15 vs Charleston Southern

Jan. 18 at Winthrop - 880am/92.9 FM

Jan. 21 at Liberty

Jan. 24 vs Gardner-Webb

Jan. 27 vs High Point

Feb. 1 at Campbell

Feb. 10 vs Radford - 880AM/92.9FM

Feb. 15 vs Liberty

Feb. 22 vs Winthrop

Feb. 24 at Gardner-Webb

March 1-4 Big South Tournament

LAST TIME OUT (1/18/18)

Official Basketball Box Score -- Game Totals -- Final Statistics UNC Asheville vs Winthrop 01/18/18 9:00 p.m. at Rock Hill, SC -- Winthrop Coliseum

UNC Asheville 58 • 11-9, 4-3

##	Player	*	Total		3-Ptr		Rebounds			PF	TP	A	TO	Blk	Stl	Min
			FG-FGA	FG-FGA	FT-FTA	Off	Def	Tot								
01	BAEHRE, Jonathan	*	1-7	0-3	0-0	1	2	3	3	2	1	0	2	2	22	
10	VANNATTA, Kevin	*	1-6	0-1	0-0	1	2	3	1	2	2	1	0	1	33	
12	MILLER, Raekwon	*	4-8	0-3	0-0	0	8	8	2	8	2	3	0	3	31	
14	THOMAS, Ahmad	*	9-21	1-3	1-4	4	7	11	3	20	0	3	0	1	30	
25	TEAGUE, MaCio	*	4-12	1-7	5-6	0	4	4	1	14	0	2	0	0	30	
00	GILMORE, Donovan		2-4	0-0	0-0	1	1	2	5	4	0	0	1	0	9	
02	WNUK, Alec		1-4	0-0	0-2	0	1	1	2	2	0	0	0	0	18	
05	BROWN, Justin		0-0	0-0	0-0	0	1	1	0	0	0	0	0	0	6	
11	SEEGARS, Jalen		0-1	0-1	0-0	1	0	1	0	0	0	0	0	0	3	
33	RACKLEY, Drew		2-6	2-4	0-0	0	1	1	4	6	2	0	0	0	18	
Team						1	1	2								
Totals			24-69	4-22	6-12	9	28	37	21	58	7	9	3	7	200	

FG % 1st Half: 10-33 30.3% 2nd half: 14-36 38.9% Game: 24-69 34.8% Deadball Rebounds 4
 3FG % 1st Half: 1-11 9.1% 2nd half: 3-11 27.3% Game: 4-22 18.2%
 FT % 1st Half: 3-8 37.5% 2nd half: 3-4 75.0% Game: 6-12 50.0%

Winthrop 85 • 10-8, 4-3

##	Player	*	Total		3-Ptr		Rebounds			PF	TP	A	TO	Blk	Stl	Min
			FG-FGA	FG-FGA	FT-FTA	Off	Def	Tot								
10	BROMAN, Anders	*	4-7	3-5	8-10	0	4	4	3	19	0	0	0	1	33	
12	COOKS, Xavier	*	6-14	1-2	2-2	1	10	11	3	15	5	1	4	0	22	
13	BROMAN, Bjorn	*	1-2	1-2	1-2	0	1	1	0	4	6	1	0	0	34	
14	PICKETT, Adam	*	4-5	2-3	0-0	0	1	1	4	10	4	3	0	0	20	
25	FERGUSON, Josh	*	6-8	1-1	0-0	1	8	9	1	13	1	1	2	0	30	
02	PUPAVAC, Tom		0-1	0-0	0-0	0	0	0	0	0	0	0	0	0	1	
03	BLAKE, Kellen		0-0	0-0	0-0	0	0	0	0	0	0	0	0	0	1	
04	HILL, Mitch		0-1	0-1	0-0	1	0	1	0	0	0	0	0	0	2	
11	FALDEN, Charles		0-1	0-0	0-0	0	0	0	0	0	0	0	0	0	7	
15	UKAEGBU, Jermaine		2-3	0-0	3-7	1	7	8	1	7	0	1	3	1	17	
21	ZUNIC, Kyle		3-8	2-6	4-4	0	3	3	0	12	2	3	0	1	21	
22	AWAD, Austin		1-5	1-5	0-0	0	3	3	0	3	0	0	0	0	8	
30	SCERBINSKIS, Raivis		0-2	0-1	0-0	0	0	0	0	0	0	0	0	0	2	
33	ERPS, Matt		0-0	0-0	2-2	0	1	1	0	2	0	0	0	0	2	
Team						0	0	0								
Totals			27-57	11-26	20-27	4	38	42	12	85	18	10	9	3	200	

FG % 1st Half: 16-33 48.5% 2nd half: 11-24 45.8% Game: 27-57 47.4% Deadball Rebounds 5
 3FG % 1st Half: 5-13 38.5% 2nd half: 6-13 46.2% Game: 11-26 42.3%
 FT % 1st Half: 4-7 57.1% 2nd half: 16-20 80.0% Game: 20-27 74.1%

Officials: Jamie Luckie, Steve Anderson, Scott Arbogast
 Technical fouls: UNC Asheville-GILMORE, Donovan; RACKLEY, Drew.
 Winthrop-COOKS, Xavier.
 Attendance: 3347

Score by periods	1st	2nd	Total
UNC Asheville	24	34	58
Winthrop	41	44	85

	In	Off	2nd	Fast	
Points	Paint	T/O	Chance	Break	Bench
AVL	38	6	6	6	12
WINTHR	30	6	2	0	24

Last FG - AVL 2nd-00:40, WINTHR 2nd-02:17.
 Largest lead - AVL None, WINTHR by 33 2nd-07:12.
 AVL led for 00:00. WINTHR led for 38:58. Game was tied for 00:56.

Score tied - 0 times.
 Lead changed - 0 times.

2017-18 UNC ASHEVILLE PRESEASON ACCOLADES



Big South Conference Preseason Favorite
Preseason No. 24 in CollegeInsider.com Men's Basketball Mid-Major Top-25
MaCio Teague - Lou Henson Award Preseason Watch List
Ahmad Thomas - Lou Henson Award Preseason Watch List
MaCio Teague - Lute Olson National Player of the Year Award Preseason Watch List
Ahmad Thomas - Preseason Big South Player of the Year by Lindy's Sports
Ahmad Thomas - College Sports Madness Preseason All-Mid Major Team
MaCio Teague - College Court Report Household Names Projections in 2017-18
Ahmad Thomas - Preseason Big South Player of the Year by College Sports Madness
Alec Wnuk - College Court Report Underrated Players in College Basketball
MaCio Teague - Listed Among Top 25 Sophomores in College Basketball by ESPN
Ahmad Thomas - Preseason All-Big South
Kevin Vannatta - Preseason All-Big South
MaCio Teague - Preseason All-Big South
Nick McDevitt - Preseason Big South Coach of the Year by College Sports Madness
Kevin Vannatta - Named "Best Playmaker" in Big South by Lindy's Sports
Ahmad Thomas - Named one of top-10 small forwards in college basketball by CBB Central
MaCio Teague - Named "Best NBA Prospect" in Big South by Lindy's Sports
Ahmad Thomas - Named one of top-25 shooting guards in country by Lindy's Sports

2017-18 TELEVISION SCHEDULE (KNOWN RIGHT NOW)

UNC Asheville men's basketball will be heavily featured by ESPN, Stadium and many others over the course of the 2017-18 basketball season.

In addition to the numerous appearances by the Bulldogs on the ESPN family of networks and on Stadium, UNC Asheville men's basketball will also once again be locally televised in the upcoming basketball season by WMYA-TV, My 40.

The Bulldog men also have the chance to appear on ESPNU as part of the ESPNU Wildcard selections that will be announced as the season progresses. All UNC Asheville men's and women's basketball home games at Kimmel Arena that are not televised or carried by ESPN3 or Stadium will be streamed live on the Big South Network.

UNC Asheville men's basketball head coach Nick McDevitt also knows it is huge for the Bulldog brand to receive such great coverage.

"We're excited about all the opportunities we have this season to showcase our program, both on a regional and national level," McDevitt said. "It will allow us to continue promoting the UNC Asheville brand."

Men's and Women's Basketball Home Games Not Televised/Carried by ESPN3/Stadium

All on Big South Network

ESPN Men's Basketball

Fri., Nov. 17	UNC Asheville at Vanderbilt	SEC Network+	8:00pm
Sun., Dec. 3	UNC Asheville at Clemson	ACC Network Extra	3:00pm
Tues., Dec. 5	UNC Asheville at Furman	ESPN3	7:30pm
Tues., Dec. 19	UNC Asheville at UNCG	ESPN3	7:00pm
Mon., Jan. 15	Charleston Southern at UNC Asheville	ESPN3	7:00pm
Thurs., Jan. 18	UNC Asheville at Winthrop	ESPNU	9:00pm
Sat., Jan. 27	High Point at UNC Asheville	ESPN3	4:30pm
Thurs., Feb. 15	ESPNU Wildcard Selection	ESPNU	9:00pm
Thurs., Feb. 22	ESPNU Wildcard Selection	ESPNU	7:00pm
Sat., Feb. 24	UNC Asheville at Gardner-Webb	ESPN3	4:30pm
Thurs., March 1	Quarterfinals (at No. 1 seed)	ESPN3	All Day
Fri., March 2	Semifinals (at No. 1 seed)	ESPN3	6:00/8:00pm
Sun., March 4	Championship (at highest seed)	ESPN	1:00pm

Stadium Men's Basketball

Sun., Jan. 21	UNC Asheville at Liberty	Stadium	2:00pm
---------------	--------------------------	---------	--------

WMYA-TV, My 40

Sun., Nov. 26	Wofford	My 40	4:30pm
Wed., Nov. 29	USC Upstate	My 40	7:00pm
Sat., Dec. 30	Campbell	My 40	2:00pm
Wed., Jan. 24	Gardner-Webb	My 40	7:00pm

****Known as of right now; Time subject to change – more will be added as become available**

All times are EST

2017-18 SPOT CHART

0

Donovan Gilmore
6-7/200 • JR • F
Greensboro, N.C. (Wesleyan Christian)

1

Jonathan Baehre
6-9/200 • SO • F
Hessen, Germany (Wilkinson County)

2

Alec Wnuk
6-7/205 • SR • F
Cary, N.C. (Christ School)

4

LJ Thorpe
6-4/215 • FR • G
West Palm Beach, Fla. (Royal Palm Beach)

5

Justin Brown
6-2/210 • SO • G
Miami, Fla. (Westminster Christian)

10

Kevin Vannatta
6-2/200 • SR • G
Upper Arlington, Ohio (Upper Arlington)

11

Jaleen Seegars
6-4/210 • FR • G
Greensboro, N.C./High Point Christian

12

Raekwon Miller
6-3/175 • SR • G
Marion, N.C. (McDowell)

13

Tajion Jones
6-5/180 • FR • G
Oak Ridge, Tenn. (Oak Ridge)

14

Ahmad Thomas
6-3/215 • SR • G
Danville, Va. (Hargrave Military)

15

Grant Townsend
6-7/205 • SO • F
Riverview, Fla. (Bloomingdale)

25

MaCio Teague
6-3/190 • SO • G
Cincinnati, Ohio (Walnut Hills)

33

Drew Rackley
6-1/190 • SO • G
New Concord Ohio (John Glenn)

34

Jeremy Peck
6-8/230 • SO • F
Houston Texas (St. Thomas Aquinas)

Nick McDevitt
HEAD COACH
FIFTH SEASON

Sean Dixon
ASSOCIATE HEAD COACH
FIFTH SEASON

Logan Johnson
ASSISTANT COACH
FOURTH SEASON

Wes Long
ASSISTANT COACH
FIRST SEASON

Sam Rardin
DIRECTOR OF OPERATIONS
THIRD SEASON

2017-18 UNC ASHEVILLE CAREER HIGHS



Points 13 (Milligan, 12/10/17)
 Rebounds 16 (Milligan, 12/10/17)
 Assists 4 (Milligan, 12/10/17)
 Blocks 3 (Austin Peay, 11/19/17)
 Steals 3 (Milligan, 12/10/17)
 Minutes 32 (Austin Peay, 11/19/17)

FGM 6 (Milligan, 12/10/17)
 FGA 10 (Milligan, 12/10/17)
 3PT FGM n/a
 3PT FGA n/a
 FTM 3 (Lees-McRae, 11/13/17)
 FTA 7 (Austin Peay, 11/19/17)


Donovan Gilmore
 6-7/200 • JR • F
 Greensboro, N.C. (Wesleyan Christian)



Points 13 (USC Upstate, 11/29/17)
 Rebounds 10 (Milligan, 12/10/17)
 Assists 4 (twice, last Western Carolina, 12/17/17)
 Blocks 4 (twice, last Milligan, 12/10/17)
 Steals 3 (Western Carolina, 12/17/17)
 Minutes 25 (four, last High Point, 1/3/18)

FGM 6 (USC Upstate, 11/29/17)
 FGA 11 (USC Upstate, 11/29/17)
 3PT 3 (Wofford, 11/26/17)
 3PT FGA 4 (Wofford, 11/26/17)
 FTM 6 (Milligan, 12/10/17)
 FTA 6 (Milligan, 12/10/17)

Jonathan Baehre
 6-9/200 • SO • F
 Hessen, Germany (Wilkinson County)



Points 19 (Vanderbilt, 11/17/17)
 Rebounds 9 (three times, last Campbell, 3/2/17)
 Assists 4 (three, last Wofford, 11/26/17)
 Blocks 1 (seven, last Wofford, 11/26/17)
 Steals 4 (Warren Wilson, 12/10/16)
 Minutes 34 (Furman, 12/5/17)

FGM 7 (twice, last Campbell, 12/30/17)
 FGA 12 (Furman, 12/5/17)
 3PT FGM 2 (twice, last Vanderbilt 11/17/17)
 3PT FGA 3 (twice, last Vanderbilt, 11/17/17)
 FTM 4 (six times, last Winthrop, 1/19/17)
 FTA 9 (twice, last Charleston Southern, 1/14/17)

Alec Wnuk
 6-7/205 • SR • F
 Cary, N.C. (Christ School)



Points 5 (Lees-McRae, 11/13/17)
 Rebounds 1 (Lees-McRae, 11/13/17)
 Assists 2 (Lees-McRae, 11/13/17)
 Blocks 1 (Lees-McRae, 11/13/17)
 Steals 4 (Lees-McRae, 11/13/17)
 Minutes 6 (Lees-McRae, 11/13/17)

FGM 1 (Lees-McRae, 11/13/17)
 FGA 2 (Lees-McRae, 11/13/17)
 3PT FGM n/a
 3PT FGA 1 (Lees-McRae, 11/13/17)
 FTM 3 (Lees-McRae, 11/13/17)
 FTA 4 (Lees-McRae, 11/13/17)

LJ Thorpe
 6-4/215 • FR • G
 West Palm Beach, Fla. (Royal Palm Beach)

2017-18 UNC ASHEVILLE CAREER HIGHS




Points 11 (Milligan, 12/10/17)
 Rebounds 3 (Milligan, 12/10/17)
 Assists 1 (Kansas, 11/25/16)
 Blocks 1 (twice, last Milligan, 12/10/17)
 Steals 2 (Warren Wilson, 12/10/16)
 Minutes 16 (Milligan, 12/10/17)

FGM 3 (twice, last Milligan, 12/10/17)
 FGA 9 (Milligan, 12/10/17)
 3PT FGM 2 (Presbyterian, 02/15/17)
 3PT FGA 3 (Milligan, 12/10/17)
 FTM 5 (Milligan, 12/10/17)
 FTA 5 (Milligan, 12/10/17)

Justin Brown

6-2/210 • SO • G
 Miami, Fla. (Westminster Christian)



Points 25 (Monmouth, 11/22/17)
 Rebounds 11 (Charleston Southern, 02/01/17)
 Assists 9 (Campbell, 02/18/17)
 Blocks 1 (four times, last Villanova, 3/18/16)
 Steals 5 (Longwood, 12/31/15)
 Minutes 43 (five times, last Austin Peay, 11/19/17)

FGM 8 (Furman, 12/29/15)
 FGA 13 (three, last Austin Peay, 11/19/17)
 3PT FGM 5 (Monmouth, 11/22/17)
 3PT FGA 8 (Presbyterian, 2/12/15)
 FTM 11 (Western Carolina, 11/15/15)
 FTA 13 (Western Carolina, 11/15/15)

Kevin Vannatta

6-2/200 • SR • G
 Upper Arlington, Ohio (Upper Arlington)




Points 10 (Lees-McRae, 11/13/17)
 Rebounds 4 (Lees-McRae, 11/13/17)
 Assists 4 (USC Upstate, 11/29/17)
 Blocks 2 (Clemson, 12/3/17)
 Steals 2 (Western Carolina, 12/17/17)
 Minutes 22 (twice, last Furman, 12/5/17)

FGM 3 (three, last Furman, 12/5/17)
 FGA 7 (Clemson, 12/3/17)
 3PT FGM 2 (twice, last Clemson, 12/3/17)
 3PT FGA 4 (Clemson, 12/3/17)
 FTM 4 (Lees-McRae, 11/13/17)
 FTA 5 (Lees-McRae, 11/13/17)

Jaleen Seegars

6-4/210 • FR • G
 Greensboro, N.C./High Point Christian




Points 19 (Milligan, 12/10/17)
 Rebounds 10 (Milligan, 12/10/17)
 Assists 7 (Warren Wilson, 12/10/16)
 Blocks 1 (nine, last High Point, 1/3/18)
 Steals 4 (twice, last Warren Wilson, 12/10/16)
 Minutes 36 (Winthrop, 1/6/2016)

FGM 6 (three, last High Point, 1/3/18)
 FGA 12 (Ohio State, 12/22/16)
 3PT FGM 4 (five times, last Milligan, 12/10/17)
 3PT FGA 10 (Winthrop, 1/6/16)
 FTM 7 (Campbell, 12/30/17)
 FTA 7 (twice, last Campbell, 12/30/17)

Raekwon Miller


6-3/175 • SR • G
 Marion, N.C. (McDowell)

2017-18 UNC ASHEVILLE CAREER HIGHS



Points 31 (Liberty, 2/25/17)
Rebounds 13 (Radford, 1/28/17)
Assists 9 (Gardner-Webb, 12/31/16)
Blocks 3 (Siena, 11/20/16)
Steals 10 (Warren Wilson, 12/10/16)
Minutes 44 (twice, last Winthrop, 02/9/17)

FGM 13 (Liberty, 1/2/16)
FGA 21 (Winthrop, 1/18/18)
3PT FGM 4 (Liberty, 2/25/17)
3PT FGA 6 (Liberty, 2/25/17)
FTM 12 (Gardner-Webb, 1/16/16)
FTA 15 (Gardner-Webb, 1/16/16)



Points 7 (Warren Wilson, 12/10/16)
Rebounds 6 (twice, last Milligan, 12/10/17)
Assists 1 (Brevard, 11/19/16)
Blocks 2 (twice, last Milligan, 12/10/17)
Steals N/A
Minutes 16 (Milligan, 12/10/17)

FGM 3 (twice, last Milligan, 12/10/17)
FGA 6 (Milligan, 12/10/17)
3PT FGM N/A
3PT FGA N/A
FTM 1 (twice, last Lees-McRae, 11/13/17)
FTA 4 (twice, last Presbyterian 02/15/17)



Points 30 (Longwood, 02/11/17)
Rebounds 11 (UNCG, 12/19/17)
Assists 8 (Wofford, 11/26/17)
Blocks 1 (three times, last Liberty, 2/25/17)
Steals 5 (Coastal Carolina, 12/3/16)
Minutes 47 (Winthrop, 02/9/17)

FGM 10 (twice, last Longwood, 02/11/17)
FGA 22 (Western Carolina, 12/17/17)
3PT FGM 6 (three, last USC Upstate, 11/29/17)
3PT FGA 12 (Western Carolina, 12/17/17)
FTM 12 (Charleston Southern, 1/14/17)
FTA 13 (UNCG, 12/19/17)



Points 14 (twice, last Radford, 1/6/18)
Rebounds 5 (Rhode Island, 11/10/17)
Assists 6 (Milligan, 12/10/17)
Blocks N/A
Steals 2 (three, last Milligan, 12/10/17)
Minutes 36 (Milligan, 12/10/17)

FGM 4 (four, last Milligan, 12/10/17)
FGA 10 (Milligan, 12/10/17)
3PT FGM 4 (Warren Wilson, 12/10/16)
3PT FGA 8 (Milligan, 12/10/17)
FTM 6 (Radford, 1/6/18)
FTA 7 (Radford, 1/6/18)

THE LAST TIME...

UNC ASHEVILLE INDIVIDUALS...

Scored 30 Points: Ahmad Thomas (31) - vs. Liberty, 2/25/17

Scored 35 Points: Andrew Rowsey (39) - vs. High Point, 2/26/15

Scored 40 Points: Andrew Rowsey (41) - at Radford, 2/13/14

Scored 20 Points in a Half: MaCio Teague (23 in first half) - vs. Charleston Southern, 1/15/18

Had 15 Rebounds: Donovan Gilmore (16) - vs. Milligan, 12/10/17

Two Players Had Double-Figure Rebounds: Ahmad Thomas (10) and Will Weeks (12) - vs. Winthrop, 2/9/17

Three Players Had Double-Figure Rebounds: Donovan Gilmore (16), Jonathan Baehre (10) and Raekwon Miller (10) - vs. Milligan, 12/10/17

Two Players Had Double-Doubles: Ahmad Thomas (26 points and 10 rebounds) and Will Weeks (14 points and 12 rebounds) - vs. Winthrop, 2/9/17

Three Players Had Double-Doubles: Donovan Gilmore (13 points and 16 rebounds), Jonathan Baehre (13 points and 10 rebounds) and Raekwon Miller (19 points and 10 rebounds) - vs. Milligan, 12/10/17

Had 5+ 3-Pointers: MaCio Teague (5) - vs. Charleston Southern (1/15/18)

Five Scorers in Double-Figures: Ahmad Thomas (24), Alec Wnuk (15), MaCio Teague (14), Kevin Vannatta (13) and Raekwon Miller (11) - vs. Campbell, 12/30/17

Six Scorers in Double Figures: Raekwon Miller (19), MaCio Teague (15), Jonathan Baehre (13), Donovan Gilmore (13), Drew Rackley (11) and Justin Brown (11) - vs. Milligan, 12/10/17

Led UNC Asheville in Points, Rebounds and Assists: Ahmad Thomas (15 points, 10 rebounds and five assists) - at Presbyterian, 1/26/17

7+ Assists: MaCio Teague (8) - vs. Wofford, 11/26/17

10+ Assists: J.P. Primm (11) - vs. High Point, 3/2/10

5+ Steals: Ahmad Thomas (5) - vs. Longwood, 1/9/18

10+ Steals: Ahmad Thomas (10) - vs. Warren Wilson, 12/10/16

5+ Blocks: Jaleel Roberts (6) - vs. Radford, 2/21/15

10+ Blocks: Jaleel Roberts (10) - vs. Charlotte, 11/30/14

Played all 40 Minutes of Regulation Game: Kevin Vannatta - vs. Western Carolina, 11/15/15

Played 40+ Minutes: Kevin Vannatta (43) and MaCio Teague (43) - at Austin Peay, 11/19/17

UNC ASHEVILLE TEAM...

Won an Overtime Game: 82-79 (OT) at Austin Peay, 11/19/17

Lost an Overtime Game: 80-77 (OT) at Radford, 12/29/16

Played Two Overtimes: vs. Winthrop (W, 104-101), 2/9/17

Shot 50 percent or above: vs. Charleston Southern (29-of-47, 61.7 percent, W, 83-73), 1/15/18

Shot 60 percent or above: vs. Charleston Southern (Over 60 percent both halves, 11-of-18, 61.1 percent second half), 1/15/18

Shot Under 30 Percent: at Tennessee (16-of-67, 23.9), 11/17/09

Made 10 3-Pointers: 13 vs. Charleston Southern (1/15/18)

Shot 100 Percent Free Throws: 100% (7-of-7) vs. Presbyterian, 1/26/17

Attempted Less Than Five Free Throws: 5 at Georgia, 11/14/16

Attempted 30+ Free Throws: 32 at Rhode Island, 11/10/17

Attempted 35+ Free Throws: 38 vs. Warren Wilson, 12/10/17

Made 20+ Free Throws: 24 vs. Milligan, 12/10/17

Made 30+ Free Throws: 31 at Campbell, 2/6/16

Scored 100 Points (conf. game): 104 vs. Winthrop (W, 104-101 2OT), 2/9/17

Scored 100 Points (non-conf. game): 117 vs. Warren Wilson (W, 117-52), 2/10/16

Scored 100 Points in a win: 104 vs. Winthrop (W, 104-101 2OT), 2/9/17

Had Less Than 10 Turnovers: 9 vs. Winthrop, 1/18/18

Had 50+ Rebounds: 58 vs. Milligan, 12/10/17

Had 20+ Assists: 21 vs. Western Carolina, 12/17/17

Had 20+ Steals: 26 vs. Warren Wilson, 12/10/17

Had 10+ Blocks: 10 vs. Milligan, 12/10/17

Failed to Make a 3-pointer: 0-for-7 vs. Western Carolina, 11/9/12

UNC ASHEVILLE INDIVIDUAL RECORDS

MOST POINTS

Game: 44, Mickey Gibson vs. Washington & Lee (1969-70)
Season: 648, Andrew Rowsey, (2013-14)
Career: 1,919 Bamford Jones (1974-78)

BEST SCORING AVERAGE

Season: 23.3, Mickey Gibson (1969-70)
Career: 21.9, Guy Batsel (1966-68)

MOST FIELD GOALS

Game: 20, Jim Baker vs. UNC Charlotte (1965-66)
20, Mickey Gibson vs. Washington & Lee (1969-70)
Season: 270, Bamford Jones (1976-77)
Career: 835, Bamford Jones (1974-78)

MOST FIELD GOALS ATTEMPTED

Game: 29, Willie Simpson vs. Winthrop (1985-86)
Season: 566, Jim McElhaney (1968-69)
Career: 1810, Jim McElhaney (1966-71)

BEST FIELD GOAL ACCURACY

Game (10 or more): Jaleel Roberts vs. Winthrop (12-of-12, 2-18-15)
Season (100 or more): *-Kenny George (151-of-217, .696) 2007-08
Career (Min. 400): William Funderburk (265-of-463, .572) (1984-88)
*-Led the nation

MOST FREETHROWS

Game: 22, Andre Smith vs. Elon (2-1-03)
Season: 182, Matt Dickey (2011-12)
Career: 487, Matt Dickey (2008-12)

MOST FREETHROWS ATTEMPTED

Game: 26, Andre Smith vs. Elon (2002-03)
Season: 234, Kevin Martin (1998-99)
Career: 578, Matt Dickey (2008-12)

FREE THROW ACCURACY

Game: (12 or more), 13-of-13, Paul Allen (1982-83)
13-of-13, Tom Haus (1983-84)
13-of-13, Bryan Smithson (3-1-08)
12-of-12, MaCio Teague (1-14-17)
Consecutive: 45 by Keith Hornsby (2012-13)
Season: (Min. 75): Keith Hornsby (99-of-107, .925)
Career: (Min. 250): Andrew Rowsey (278-of-317, .877) (2013-15)

MOST THREE-POINTERS

Game: 8 by Josh Kohn vs. Winthrop (2-19-94)
8 by Omar Collington vs. Birmingham-Southern (1-7-06)
8 by Sean Smith vs. Liberty (1-31-09)
8 by Andrew Rowsey at Longwood (2-1-14)
8 by Andrew Rowsey at Winthrop (2-26-14)
8 by Andrew Rowsey vs. High Point (2-26-15)
Season: 106 by Andrew Rowsey (2013-14)
Career: 296 by Josh Kohn (1992-96)

MOST REBOUNDS

Game: 30 by Rod Healy vs. Belmont-Abbey (1969-70)
Season: 393 by Frank Rhyne (1973-74)
Career: 1,121 by Rod Healy (1967-71)

MOST ASSISTS

Game: 14 by Jeff Lippard vs. Charleston Southern (1-28-91)
Season: 205 by Mike Grace (1973-74)
Career: 607 by J.P. Primm (2008-12)

MOST STEALS

Game: 10 by Ahmad Thomas vs. Warren Wilson (12-10-16)
Season: 99 by Ahmad Thomas (2016-17 season)
Career: 248 by JP Primm (2008-12)

MOST BLOCKED SHOTS

Game: 10 by Kenny George vs. Lees-McRae (11-11-07)
10 by Kenny George at Campbell (11-17-07)
Season: 98 by D.J. Cunningham (2013-14)
Career: 278 by D.J. Cunningham (2009-14)

Current Players in **BOLD**

UNC ASHEVILLE INDIVIDUAL RECORDS

Rebounds

Player	Games	Years	Rebounds	Avg.
1. Rod Healy	110	1967-71	1121	10.2
2. Tony Bumphus	121	1975-78	968	8.0
3. Pat Jolley	115	1981-84	847	7.4
4. D.J. Cunningham	112	2009-14	819	7.3
5. Brent Keck	116	1987-91	703	6.1
6. Chris Lee	110	1967-71	701	6.4
7. John Williams	120	2007-11	684	5.7
8. Randy Pallas	83	1972-75	620	7.5
9. Frank Rhyne	65	1973-75	612	9.4
10. Paul Allen	107	1980-84	611	5.7

Games Played

Player	Games	Years
1. Matt Dickey	130	2008-12
J.P. Primm	130	2008-12
3. Chris Stephenson	127	2008-12
Sam Hughes	127	2012-15
5. Quinard Jackson	123	2008-12
6. Bamford Jones	122	1974-78
7. Tony Bumphus	121	1974-78
8. Reid Augst	120	2005-09
Mike Grace	120	1974-78
Jaron Lane	120	2009-13

Assists

Player	Years	Assists
1. J.P. Primm	2008-12	607
2. K.J. Garland	2003-08	520
3. George Gilbert	1976-80	460
4. Josh Kohn	1992-96	430
5. Matt Dickey	2008-12	429
6. Maurice Caldwell	1986-90	370
7. Andre Smith	1999-03	358
8. Jeff Lippard	1990-92	343
9. Bamford Jones	1974-78	319
10. Vincent Krieger	1994-98	311

Current Players in **BOLD**

Steals

Player	Years	Steals
1. J.P. Primm	2008-12	248
2. Ahmad Thomas	2014-	225
3. Andre Smith	1999-03	223
4. Matt Dickey	2008-12	188
5. Josh Pittman	1994-98	175
6. Josh Kohn	1992-96	162
7. K.J. Garland	2003-08	153
8. Paul Allen	1981-84	147
Bryan McCullough	2001-05	147
10. Oliver Holmes	2002-06	140

Blocked Shots

Player	Years	Blocks
1. D.J. Cunningham	2009-14	278
2. John Williams	2007-11	255
3. C.J. Walker	2003-07	190
4. Pat Jolley	1980-84	164
5. Robert Stevenson	1994-98	163
6. Adam Earnhardt	1997-01	160
7. Kenny George	2006-08	140
8. Jaleel Roberts	2011-15	129
9. Milton Moore	1986-90	98
10. Dirk Lommerse	1996-98	77

Three-Point Field Goals Made

Player	Years	3-Pointers
1. Josh Kohn	1992-93	296
2. Andrew Rowsey	2013-15	208
3. J.P. Primm	2008-12	205
4. Matt Dickey	2008-12	199
5. Sean Smith	2006-10	197
6. David Robertson	2013-17	169
7. Willie Black	1990-95	162
8. K.J. Garland	2003-08	144
9. Omar Collington	2002-06	140
10. Darryl Sanders	1989-91	133

UNC ASHEVILLE TEAM RECORDS

MOST POINTS

Game: 144 vs.Voorhees (11-28-87)
Big South Game: 114 vs.VMI (2-13-10)
Season: 2756 (1972-73)
Best Scoring Average: 90.7 (1971-72)

MOST FIELD GOALS

Game: 57 vs.Voorhees (11-28-87)
Big South Game: 40 vs.VMI (2-13-10)
Season: 1192 (1972-73)

MOST FIELD GOALS ATTEMPTED

Game: 86 vs. Montreat (11-16-11)
Big South Game: 81 vs. Coastal Carolina (1-27-16)
Season: 2635 (1973-74)

BEST FIELD GOAL ACCURACY

Game: .705, 31-of-44 vs. Coastal Carolina (1994-95)
Season: 805-of-1568, .513 (1987-88)

MOST FREE THROWS

Game: 38 vs. Radford (2011-12)
38 vs. Coastal Carolina (2013-14)
Season: 682 (2011-12)

MOST FREE THROWS ATTEMPTED

Game: 52 vs. Mars Hill (1982-83)
52 vs. Coastal Carolina (2013-14)
Season: 893 (2011-12)

BEST FREE THROW PERCENTAGE

Game: 1.000, 24-of-24 vs. High Point (1999-00)
1.000, 14-of-14 vs. Charleston Southern (2015-2016)
Season: .772, 419-of-543 (1987-88)

MOST THREE-POINTERS

Game: 16 vs.VMI (12-6-08)
16 vs. Gardner Webb (12-31-16)
Season: 235 (1992-93)

MOST THREE-POINTERS ATTEMPTED

Game: 37 at VMI (1-19-08)
Season: 662 (1992-93)

BEST THREE-POINT PERCENTAGE

Game: .800, 12-of-15 vs.Voorhees (11-26-88)
Big South Game: .700, 7-of-10 vs. Winthrop (2-2-13)
Season: .447, 98-of-219 (1987-88)

MOST REBOUNDS

Game: 89 vs. Belmont-Abbey (1969-70)
Big South Game: 52 vs. Coastal Carolina (2015-16)
Season: 1676 (1971-72)
Rebound Average: 55.9 (1971-72)

MOST ASSISTS

Game: 38 vs. Mars Hill (11-16-11)
Big South Game: 25 vs.VMI (2-13-10), 25 vs. Radford (2-26-11)
25 vs. Gardner Webb (12-31-16)
Season: 572 (2007-08)

MOST STEALS

Game: 26 vs. Warren Wilson (12-10-16)
Season: 333 (1989-90)

MOST BLOCKED SHOTS

Game: 16 at Campbell (11-17-07)
Big South Game: 12 vs. Gardner Webb (3-1-14)
Season: 196 (2007-08)

MOST WINS

Season: 24 (2011-12)
Winning Percentage: .710, 22-9 (1982-83)
Longest Winning Streak: 11 games (1996-97)

MOST LOSSES

Season: 24 (1993-94)
Lowest Percentage: .111, 3-24 (1993-94)
Longest Losing Streak: 17 games (1993-94)

MOST WINS BIG SOUTH

Season: 16 (2011-12)
Winning Percentage: .917, 11-1 (1997-98)
Longest Winning Streak: 9 games (2016-17)

MOST LOSSES BIG SOUTH

Season: 17 (1993-94)
Lowest Percentage: .055, 1-17 (1993-94)
Longest Losing Streak: 21, 1992-93 to 1993-94

BIGGEST MARGINS OF VICTORY

Game: 77 vs. St. Andrews
67 vs. Johnson & Wales, 103-36, (12-05-15)
65 vs. Warren Wilson, 117-52, (12-10-16)
62 vs. Clearwater Christian
59 vs. Voorhees (11-26-88)
58 vs. Virginia Intermont, 116-58 (11-20-10)
51 vs. Voorhees (11-28-87)
51 vs. Mars Hill (11-16-11)
Big South Game: 33 vs. Campbell, 97-64 (1989-90)

BIGGEST LOSING MARGIN

Game: 75 at Tennessee, 124-49 (11-17-09)
Big South Game: 40 vs. Winthrop, 90-50 (1999-00)

MOST POINTS ALLOWED

Game: 120 vs. N.C. State, 120-71 (12-13-95)
120 vs. Gardner-Webb, 120-97 (1970-71)
117 vs. Connecticut, 117-67 (12-21-02)
116 vs. North Carolina 116-48 (11-30-08)
Big South Game: 107 vs. Winthrop, 100-107 (2013-14)

FEWEST POINTS IN GAME

Game: 27 vs. Clemson, 38-27 (1979-80)
Big South Game: 43 vs. Radford, 70-43 (1993-94)
43 at Liberty, 65-43 (1995-96)

TEAM CHAMPIONSHIPS

1969 – NAIA District 6 championship, NAIA Tournament, Kansas City
1971 – NAIA District 6 championship, NAIA Tournament, Kansas City
1989 – Big South Conference championship
1997 – Big South Conference regular-season championship
1998 – Big South Conference regular-season championship
2002 – Big South Conference regular-season championship
2003 – Big South Conference championship, NCAA Tournament in Dayton, Ohio and Birmingham, Ala.
2008 – Big South Conference regular-season championship, NIT Bid at Ohio State
2011 – Big South Conference championship, NCAA Tournament in Dayton, Ohio and Washington, D.c.
2012 – Big South Conference championship
2016 – Big South Conference championship
2017 – Big South Conference regular-season championship

UNC ASHEVILLE MEN'S BASKETBALL 1,000-POINT SCORERS

1. Bamford Jones – 1,919 (1974-78)
2. Jim McElhaney – 1,904 (1966-71)
3. Matt Dickey -1,778 (2008-12)
4. Paul Allen – 1,693 (1980-84)
5. JP Primm – 1,689 (2008-12)
6. Josh Pittman – 1,547 (1994-98)
7. George Gilbert – 1,523 (1976-80)
8. Andre Smith – 1,495 (1999-2003)
9. Josh Kohn – 1,467 (1992-96)
10. Milton Moore – 1,439 (1986-90)
11. Tony Bumphus – 1,429 (1974-78)
- 12. Ahmad Thomas – 1,389 (2014-**
13. Van Wilkins – 1,388 (1983-87)
14. Gray Gautier – 1,379 (1971-75)
15. KJ Garland – 1,363 (2003-08)
16. Kevin Martin – 1,340 (1996-99)
17. Rod Healy – 1,334 (1967-71)
18. Jaron Lane – 1,297 (2009-14)
19. Andrew Rowsey – 1,224 (2013-15)
20. Tom Haus – 1,233 (1981-85)
21. Brent Keck – 1,186 (1987-91)
22. Bryan McCullough – 1,181 (2001-05)
23. Mickey Gibson – 1,179 (1968-70)
24. Eddie Latta – 1,171 (1976-81)
25. John Williams – 1,169 (2007-11)
26. Chris Stephenson – 1,145 (20008-12)
27. Robert Watson – 1,141 (1988-91)
28. Mike Grace – 1,136 (1970-74)
- T-29. Reid Augst – 1,120 (2005-09)
- T-29. Kevin Vannatta – 1,122 (2014-**
31. Guy Batsel – 1,076 (1966-68)
32. Lee Shuster – 1,001 (1966-70)
33. DJ Cunningham 1,000 (2009-14)

Current Players in **BOLD**

UNC ASHEVILLE MEN'S BASKETBALL PLAYERS WITH 500 REBOUNDS

1.	Rod Healy	1967-71	1,121
2.	Tony Bumphus	1975-78	968
3.	Pat Jolley	1981-84	847
4.	DJ Cunningham	2009-14	819
5.	Brent Keck	1987-91	706
6.	Chris Lee	1967-71	701
7.	John Williams	2007-11	684
8.	Ahmad Thomas	2014-	635
9.	Randy Pallas	1972-75	620
10.	Frank Rhyne	1973-75	612
11.	Paul Allen	1980-84	611
12.	Chad Mohn	2002-06	591
13.	Robert Watson	1988-92	588
14.	Ben McGonagil	1999-03	563
15.	Chris Stephenson	2008-12	562
16.	Robert Stevenson	1994-98	548
17.	Will Weeks	2012-17	536
18.	Kevin Vannatta	2014-pres.	500

Current Players in **BOLD**

2017-18 STATISTICS

2017-18 UNC Asheville Men's Basketball UNC Asheville Combined Team Statistics (as of Jan 19, 2018) All games

RECORD:	OVERALL	HOME	AWAY	NEUTRAL
ALL GAMES	11-9	8-0	3-8	0-1
CONFERENCE	4-3	3-0	1-3	0-0
NON-CONFERENCE	7-6	5-0	2-5	0-1

#	Player	gp-gs	min	avg	Total		3-Point		F-Throw		Rebounds					pts	avg					
					fg-fga	fg%	3fg-fga	3fg%	ft-fa	ft%	off	def	tot	avg	pf			dg	a	to	blk	stl
25	TEAGUE, MaCio	20-20	678	33.9	105-258	.407	46-120	.383	66-77	.857	11	82	93	4.7	32	0	53	43	4	36	322	16.1
14	THOMAS, Ahmad	19-19	558	29.4	127-252	.504	8-35	.229	29-43	.674	32	84	116	6.1	51	1	44	45	6	36	291	15.3
10	VANNATTA, Kevin	20-20	674	33.7	70-154	.455	18-49	.367	51-64	.797	17	88	105	5.3	31	1	57	39	0	14	209	10.5
12	MILLER, Raekwon	20-5	473	23.7	59-119	.496	29-63	.460	37-47	.787	14	68	82	4.1	51	1	47	50	3	23	184	9.2
01	BAEHRE, Jonathan	20-8	400	20.0	50-98	.510	13-33	.394	9-14	.643	32	46	78	3.9	41	0	19	22	32	11	122	6.1
02	WNUK, Alec	20-13	425	21.3	49-90	.544	3-13	.231	21-31	.677	17	38	55	2.8	58	2	25	38	2	8	122	6.1
33	RACKLEY, Drew	19-10	321	16.9	36-80	.450	22-47	.468	14-19	.737	5	20	25	1.3	32	1	20	17	0	13	108	5.7
04	THORPE, LJ	1-0	6	6.0	1-2	.500	0-1	.000	3-4	.750	0	1	1	1.0	0	0	2	2	0	4	5	5.0
00	GILMORE, Donovan	19-0	198	10.4	25-44	.568	0-0	.000	13-25	.520	15	44	59	3.1	41	1	6	15	7	7	63	3.3
05	BROWN, Justin	8-0	46	5.8	7-14	.500	0-4	.000	9-9	1.000	1	7	8	1.0	10	1	1	3	2	1	23	2.9
11	SEEGARS, Jalen	17-5	219	12.9	15-35	.429	5-16	.313	13-22	.591	4	16	20	1.2	35	0	11	16	7	6	48	2.8
15	TOWNSEND, Grant	4-0	27	6.8	3-6	.500	0-0	.000	1-8	.125	5	2	7	1.8	4	0	0	3	4	0	7	1.8
Team											24	29	53				7					
Total.....		20	4025		547-1152	.475	144-381	.378	266-363	.733	177	525	702	35.1	386	8	285	300	67	159	1504	75.2
Opponents.....		20	4023		519-1148	.452	161-470	.343	293-411	.713	171	476	647	32.3	346	-	289	278	63	148	1492	74.6

TEAM STATISTICS	AVL	OPP	Date	Opponent	Score	Att.
SCORING	1504	1492	11/10/17	at Rhode Island	L 60-84	6367
Points per game	75.2	74.6	11/13/17	LEES-MCRAE	w 92-60	1024
Scoring margin	+0.6	-	11/17/17	at Vanderbilt	L 76-79	8048
FIELD GOALS-ATT	547-1152	519-1148	11/19/17	at Austin Peay	Wot 82-79	2017
Field goal pct	.475	.452	11/22/17	MONMOUTH	w 62-51	1008
3 POINT FG-ATT	144-381	161-470	11/26/17	WOFFORD	w 85-65	1323
3-point FG pct	.378	.343	11/29/17	USC UPSTATE	w 82-70	1436
3-pt FG made per game	7.2	8.1	12/03/17	at Clemson	L 52-83	5932
FREE THROWS-ATT	266-363	293-411	12/05/17	at Furman	L 72-83	1389
Free throw pct	.733	.713	12/10/17	MILLIGAN	w 97-60	1081
F-Throws made per game	13.3	14.7	12/17/17	vs Western Carolina	L 72-76	1423
REBOUNDS	702	647	12/19/17	at UNCG	w 67-60	2172
Rebounds per game	35.1	32.3	12/22/17	at Saint Mary's (CA)	L 69-95	3221
Rebounding margin	+2.8	-	* 12/30/17	CAMPBELL	w 85-79	1598
ASSISTS	285	289	* 01/03/18	at High Point	L 74-84	1121
Assists per game	14.3	14.5	* 1/6/18	at Radford	L 70-90	981
TURNOVERS	300	278	* 1/9/18	LONGWOOD	w 90-80	1312
Turnovers per game	15.0	13.9	* 01/12/18	at Presbyterian	w 76-56	462
Turnover margin	-1.1	-	* 1/15/18	CHARLESTON SOUTHERN	w 83-73	1723
Assist/turnover ratio	1.0	1.0	* 01/18/18	at Winthrop	L 58-85	3347
STEALS	159	148	* = Conference game			
Steals per game	8.0	7.4				
BLOCKS	67	63				
Blocks per game	3.4	3.2				
ATTENDANCE	10505	36480				
Home games-Avg/Game	8-1313	11-3187				
Neutral site-Avg/Game	-	1-1423				

Score by Periods	1st	2nd	OT	Totals
UNC Asheville	738	752	14	1504
Opponents	707	774	11	1492

2017-18 STATISTICS

2017-18 UNC Asheville Men's Basketball UNC Asheville Combined Team Statistics (as of Jan 19, 2018) Conference games

RECORD:	OVERALL	HOME	AWAY	NEUTRAL
ALL GAMES	4-3	3-0	1-3	0-0
CONFERENCE	4-3	3-0	1-3	0-0
NON-CONFERENCE	0-0	0-0	0-0	0-0

#	Player	gp-gs	min	avg	Total		3-Point		F-Throw		Rebounds					pts	avg					
					fg-fga	fg%	3fg-fga	3fg%	ft-fa	ft%	off	def	tot	avg	pf			dq	a	to	blk	stl
25	TEAGUE, MaCio	7-7	238	34.0	42-99	.424	18-46	.391	25-29	.862	4	24	28	4.0	12	0	12	11	1	11	127	18.1
14	THOMAS, Ahmad	7-7	218	31.1	53-97	.546	4-17	.235	14-22	.636	10	36	46	6.6	21	1	18	18	1	13	124	17.7
12	MILLER, Raekwon	7-5	194	27.7	25-47	.532	10-25	.400	20-21	.952	4	29	33	4.7	22	1	19	19	0	8	80	11.4
10	VANNATTA, Kevin	7-7	244	34.9	21-48	.438	6-15	.400	9-11	.818	8	34	42	6.0	12	0	20	13	0	6	57	8.1
02	WNUK, Alec	7-0	166	23.7	22-34	.647	0-2	.000	7-9	.778	4	13	17	2.4	21	0	8	12	1	3	51	7.3
01	BAEHRE, Jonathan	7-7	142	20.3	18-38	.474	5-15	.333	1-2	.500	8	12	20	2.9	18	0	7	9	11	3	42	6.0
33	RACKLEY, Drew	7-0	103	14.7	12-24	.500	9-15	.600	6-7	.857	2	3	5	0.7	18	1	5	3	0	3	39	5.6
00	GILMORE, Donovan	6-0	33	5.5	4-8	.500	0-0	.000	1-4	.250	1	10	11	1.8	8	1	1	3	1	0	9	1.5
05	BROWN, Justin	4-0	23	5.8	1-2	.500	0-1	.000	2-2	1.000	0	4	4	1.0	4	0	1	1	1	0	4	1.0
11	SEEGARS, Jalen	5-2	39	7.8	1-4	.250	0-2	.000	1-1	1.000	1	3	4	0.8	8	0	0	3	1	0	3	0.6
Team											5	7	12				2					
Total.....		7	1400		199-401	.496	52-138	.377	86-108	.796	47	175	222	31.7	144	4	91	94	17	47	536	76.6
Opponents.....		7	1398		187-386	.484	59-155	.381	114-163	.699	52	166	218	31.1	109	-	105	91	23	39	547	78.1

TEAM STATISTICS	AVL	OPP	Date	Opponent	Score	Att.
SCORING	536	547	* 12/30/17	CAMPBELL	w 85-79	1598
Points per game	76.6	78.1	* 01/03/18	at High Point	L 74-84	1121
Scoring margin	-1.6	-	* 1/6/18	at Radford	L 70-90	981
FIELD GOALS-ATT	199-401	187-386	* 1/9/18	LONGWOOD	w 90-80	1312
Field goal pct	.496	.484	* 01/12/18	at Presbyterian	w 76-56	462
3 POINT FG-ATT	52-138	59-155	* 1/15/18	CHARLESTON SOUTHERN	w 83-73	1723
3-point FG pct	.377	.381	* 01/18/18	at Winthrop	L 58-85	3347
3-pt FG made per game	7.4	8.4	* = Conference game			
FREE THROWS-ATT	86-108	114-163				
Free throw pct	.796	.699				
F-Throws made per game	12.3	16.3				
REBOUNDS	222	218				
Rebounds per game	31.7	31.1				
Rebounding margin	+0.6	-				
ASSISTS	91	105				
Assists per game	13.0	15.0				
TURNOVERS	94	91				
Turnovers per game	13.4	13.0				
Turnover margin	-0.4	-				
Assist/turnover ratio	1.0	1.2				
STEALS	47	39				
Steals per game	6.7	5.6				
BLOCKS	17	23				
Blocks per game	2.4	3.3				
ATTENDANCE	4633	5911				
Home games-Avg/Game	3-1544	4-1478				
Neutral site-Avg/Game	-	0-0				

Score by Periods	1st	2nd	Totals
UNC Asheville	271	265	536
Opponents	256	291	547

2017-18 STATISTICS

2017-18 UNC Asheville Men's Basketball UNC Asheville Points-Rebounds-Assists (as of Jan 19, 2018) All games

Opponent	Date	Score		00	01	02	04	05	10	11
				GILMORE,DO	BAEHRE,JON	WNUK,ALEC	THORPE,LJ	BROWN,JUST	VANNATTA,K	SEEGARS,JA
at Rhode Island	11/10/17	60-84	L	1-3-0	0-4-0	1-0-0	DNP	2-0-0	14-4-1	0-1-0
LEES-MCRAE	11/13/17	92-60	w	3-4-0	8-7-1	6-4-0	5-1-2	4-0-0	11-3-5	10-4-0
at Vanderbilt	11/17/17	76-79	L	0-0-0	5-2-2	19-4-1	DNP	DNP	11-6-4	DNP
at Austin Peay	11/19/17	82-79	w	10-9-0	2-4-0	3-2-2	DNP	DNP	19-5-3	4-0-2
MONMOUTH	11/22/17	62-51	w	2-2-0	0-6-1	7-2-1	DNP	DNP	25-5-1	4-1-0
WOFFORD	11/26/17	85-65	w	2-3-0	12-5-0	7-2-4	DNP	DNP	8-6-3	2-0-0
USC UPSTATE	11/29/17	82-70	w	0-2-0	13-8-0	3-2-3	DNP	DNP	7-7-5	3-1-4
at Clemson	12/03/17	52-83	L	0-0-0	9-5-0	0-5-1	DNP	2-1-0	7-4-1	9-2-1
at Furman	12/05/17	72-83	L	7-3-0	4-2-0	12-8-3	DNP	DNP	18-3-2	6-3-1
MILLIGAN	12/10/17	97-60	w	13-16-4	13-10-4	2-2-1	DNP	11-3-0	7-1-1	0-0-1
vs Western Carolina	12/17/17	72-76	L	6-1-0	9-1-4	9-5-0	DNP	DNP	12-7-4	2-2-1
at UNCG	12/19/17	67-60	w	2-0-0	1-2-0	0-1-0	DNP	DNP	9-7-4	2-2-0
at Saint Mary's (CA)	12/22/17	69-95	L	8-5-1	4-2-0	2-1-1	DNP	DNP	4-5-3	3-0-1
CAMPBELL	12/30/17	85-79	w	DNP	2-1-0	15-5-1	DNP	DNP	13-7-5	3-2-0
at High Point	01/03/18	74-84	L	0-1-0	5-6-2	8-4-0	DNP	DNP	10-8-1	0-0-0
at Radford	1/6/18	70-90	L	0-0-0	9-0-1	10-1-0	DNP	DNP	8-9-4	0-0-0
LONGWOOD	1/9/18	90-80	w	5-3-1	12-4-1	8-4-3	DNP	4-3-1	8-3-2	0-1-0
at Presbyterian	01/12/18	76-56	w	0-5-0	7-2-1	4-2-1	DNP	0-0-0	9-4-2	DNP
CHARLESTON SOUTHERN	1/15/18	83-73	w	0-0-0	5-4-1	4-0-3	DNP	0-0-0	7-8-4	DNP
at Winthrop	01/18/18	58-85	L	4-2-0	2-3-1	2-1-0	DNP	0-1-0	2-3-2	0-1-0

Opponent	Date	Score		12	14	15	25	33
				MILLER,RAE	THOMAS,AHM	TOWNSEND,G	TEAGUE,MAC	RACKLEY,DR
at Rhode Island	11/10/17	60-84	L	7-3-2	11-5-2	0-0-0	12-2-5	12-5-1
LEES-MCRAE	11/13/17	92-60	w	14-6-4	8-7-3	1-0-0	9-7-3	13-1-1
at Vanderbilt	11/17/17	76-79	L	7-5-0	13-4-1	DNP	18-6-4	3-5-0
at Austin Peay	11/19/17	82-79	w	7-5-0	11-4-3	DNP	26-3-1	0-1-0
MONMOUTH	11/22/17	62-51	w	4-0-0	13-12-5	DNP	4-6-4	3-2-1
WOFFORD	11/26/17	85-65	w	12-6-4	18-3-1	0-1-0	19-4-8	5-1-2
USC UPSTATE	11/29/17	82-70	w	3-0-2	24-11-3	DNP	22-4-4	7-0-1
at Clemson	12/03/17	52-83	L	5-1-2	10-11-1	DNP	2-5-2	8-1-1
at Furman	12/05/17	72-83	L	6-3-0	2-4-1	DNP	14-3-1	3-1-1
MILLIGAN	12/10/17	97-60	w	19-10-4	DNP	6-6-0	15-3-1	11-3-6
vs Western Carolina	12/17/17	72-76	L	6-5-4	17-3-3	DNP	11-6-5	DNP
at UNCG	12/19/17	67-60	w	8-3-2	18-5-3	DNP	25-11-2	2-0-0
at Saint Mary's (CA)	12/22/17	69-95	L	6-2-4	22-1-0	DNP	18-5-1	2-0-1
CAMPBELL	12/30/17	85-79	w	11-5-1	24-7-6	DNP	14-3-3	3-1-1
at High Point	01/03/18	74-84	L	18-6-2	12-2-2	DNP	21-1-2	0-0-0
at Radford	1/6/18	70-90	L	3-1-3	15-6-0	DNP	11-3-1	14-0-0
LONGWOOD	1/9/18	90-80	w	12-2-3	13-7-4	DNP	24-6-3	4-2-1
at Presbyterian	01/12/18	76-56	w	13-7-4	21-6-3	DNP	16-6-2	6-0-0
CHARLESTON SOUTHERN	1/15/18	83-73	w	15-4-4	19-7-3	DNP	27-5-1	6-1-1
at Winthrop	01/18/18	58-85	L	8-8-2	20-11-0	DNP	14-4-0	6-1-2

2017-18 STATISTICS

2017-18 UNC Asheville Men's Basketball UNC Asheville Game-by-Game Highs (as of Jan 19, 2018) All games

Opponent	Date	Score	Points	Rebounds	Assists	Steals	Blocked shots
at Rhode Island	11/10/17	60-84	14-VANNATTA, Kevin	5-THOMAS, Ahmad RACKLEY, Drew	5-TEAGUE, MaCio	4-TEAGUE, MaCio	2-BAEHRE, Jonathan
LEES-MCRAE	11/13/17	92-60	14-MILLER, Raekwon	7-THOMAS, Ahmad BAEHRE, Jonathan TEAGUE, MaCio	5-VANNATTA, Kevin	4-TEAGUE, MaCio THORPE, LJ	1-SEEGARS, Jalen THOMAS, Ahmad
at Vanderbilt	11/17/17	76-79	19-WNUK, Alec	6-TEAGUE, MaCio VANNATTA, Kevin	4-TEAGUE, MaCio VANNATTA, Kevin	4-THOMAS, Ahmad	2-BAEHRE, Jonathan
at Austin Peay	11/19/17	82-79	26-TEAGUE, MaCio	9-GILMORE, Donovan	3-VANNATTA, Kevin THOMAS, Ahmad	2-VANNATTA, Kevin TEAGUE, MaCio	3-GILMORE, Donovan
MONMOUTH	11/22/17	62-51	25-VANNATTA, Kevin	12-THOMAS, Ahmad	5-THOMAS, Ahmad	4-THOMAS, Ahmad	2-BAEHRE, Jonathan
WOFFORD	11/26/17	85-65	19-TEAGUE, MaCio	6-VANNATTA, Kevin MILLER, Raekwon	8-TEAGUE, MaCio	3-MILLER, Raekwon	2-TOWNSEND, Grant
USC UPSTATE	11/29/17	82-70	24-THOMAS, Ahmad	11-THOMAS, Ahmad	5-VANNATTA, Kevin	2-TEAGUE, MaCio THOMAS, Ahmad	4-BAEHRE, Jonathan
at Clemson	12/03/17	52-83	10-THOMAS, Ahmad	11-THOMAS, Ahmad	2-TEAGUE, MaCio MILLER, Raekwon	2-TEAGUE, MaCio	2-SEEGARS, Jalen
at Furman	12/05/17	72-83	18-VANNATTA, Kevin	8-WNUK, Alec	3-WNUK, Alec	3-TEAGUE, MaCio	1-SEEGARS, Jalen
MILLIGAN	12/10/17	97-60	19-MILLER, Raekwon	16-GILMORE, Donovan	6-RACKLEY, Drew	3-GILMORE, Donovan	4-BAEHRE, Jonathan
vs Western Carolina	12/17/17	72-76	17-THOMAS, Ahmad	7-VANNATTA, Kevin	5-TEAGUE, MaCio	3-BAEHRE, Jonathan THOMAS, Ahmad MILLER, Raekwon	3-BAEHRE, Jonathan
at UNCG	12/19/17	67-60	25-TEAGUE, MaCio	11-TEAGUE, MaCio	4-VANNATTA, Kevin	4-THOMAS, Ahmad	1-SEEGARS, Jalen
at Saint Mary's (CA)	12/22/17	69-95	22-THOMAS, Ahmad	5-GILMORE, Donovan VANNATTA, Kevin TEAGUE, MaCio	4-MILLER, Raekwon	2-TEAGUE, MaCio	None
CAMPBELL	12/30/17	85-79	24-THOMAS, Ahmad	7-THOMAS, Ahmad VANNATTA, Kevin	6-THOMAS, Ahmad	3-MILLER, Raekwon	1-BAEHRE, Jonathan
at High Point	01/03/18	74-84	21-TEAGUE, MaCio	8-VANNATTA, Kevin	2-BAEHRE, Jonathan THOMAS, Ahmad MILLER, Raekwon TEAGUE, MaCio	3-TEAGUE, MaCio	3-BAEHRE, Jonathan
at Radford	1/6/18	70-90	15-THOMAS, Ahmad	9-VANNATTA, Kevin	4-VANNATTA, Kevin	1-MILLER, Raekwon RACKLEY, Drew THOMAS, Ahmad BAEHRE, Jonathan	1-THOMAS, Ahmad BAEHRE, Jonathan
LONGWOOD	1/9/18	90-80	24-TEAGUE, MaCio	7-THOMAS, Ahmad	4-THOMAS, Ahmad	5-THOMAS, Ahmad	1-BAEHRE, Jonathan BROWN, Justin
at Presbyterian	01/12/18	76-56	21-THOMAS, Ahmad	7-MILLER, Raekwon	4-MILLER, Raekwon	3-VANNATTA, Kevin	1-WNUK, Alec TEAGUE, MaCio BAEHRE, Jonathan
CHARLESTON SOUTHERN	1/15/18	83-73	27-TEAGUE, MaCio	8-VANNATTA, Kevin	4-VANNATTA, Kevin MILLER, Raekwon	3-TEAGUE, MaCio	2-BAEHRE, Jonathan
at Winthrop	01/18/18	58-85	20-THOMAS, Ahmad	11-THOMAS, Ahmad	2-VANNATTA, Kevin RACKLEY, Drew MILLER, Raekwon	3-MILLER, Raekwon	2-BAEHRE, Jonathan

2017-18 STATISTICS

2017-18 UNC Asheville Men's Basketball UNC Asheville Team High/Low Analysis (as of Jan 19, 2018) All games

UNC Asheville - TEAM GAME HIGHS

POINTS	97	MILLIGAN (12/10/17)
	92	LEES-MCRAE (11/13/17)
	90	LONGWOOD (1/9/18)
	85	CAMPBELL (12/30/17)
	85	WOFFORD (11/26/17)
FIELD GOALS MADE	34	LONGWOOD (1/9/18)
	34	LEES-MCRAE (11/13/17)
FIELD GOAL ATTEMPTS	69	at Winthrop (01/18/18)
	67	MILLIGAN (12/10/17)
FIELD GOAL PERCENTAGE	.617 (29-47)	CHARLESTON SOUTHERN (1/15/18)
	.574 (31-54)	CAMPBELL (12/30/17)
3 PT FIELD GOALS MADE	13	CHARLESTON SOUTHERN (1/15/18)
	13	USC UPSTATE (11/29/17)
3 PT FG ATTEMPTS	26	vs Western Carolina (12/17/17)
	26	MILLIGAN (12/10/17)
3 PT FG PERCENTAGE	.619 (13-21)	CHARLESTON SOUTHERN (1/15/18)
	.579 (11-19)	WOFFORD (11/26/17)
FREE THROWS MADE	24	MILLIGAN (12/10/17)
	19	CAMPBELL (12/30/17)
	19	at UNCG (12/19/17)
	19	at Austin Peay (11/19/17)
FREE THROW ATTEMPTS	32	at Rhode Island (11/10/17)
	28	MILLIGAN (12/10/17)
	28	at Austin Peay (11/19/17)
FREE THROW PERCENTAGE	.882 (15-17)	at High Point (01/03/18)
	.875 (14-16)	at Radford (1/6/18)
REBOUNDS	58	MILLIGAN (12/10/17)
	51	LEES-MCRAE (11/13/17)
ASSISTS	22	MILLIGAN (12/10/17)
	22	USC UPSTATE (11/29/17)
	22	WOFFORD (11/26/17)
STEALS	15	LEES-MCRAE (11/13/17)
	13	MONMOUTH (11/22/17)
BLOCKED SHOTS	10	MILLIGAN (12/10/17)
	8	at Austin Peay (11/19/17)
TURNOVERS	27	at Rhode Island (11/10/17)
	21	at Furman (12/05/17)
	21	at Austin Peay (11/19/17)
FOULS	28	LONGWOOD (1/9/18)
	24	at Austin Peay (11/19/17)

2017-18 STATISTICS

UNC Asheville - INDIVIDUAL GAME HIGHS

Points	27		TEAGUE, MaCio vs Charleston Southern (1/15/18)
	26		TEAGUE, MaCio at Austin Peay (11/19/17)
	25		TEAGUE, MaCio at UNCG (12/19/17)
	25		VANNATTA, Kevin vs Monmouth (11/22/17)
	24		TEAGUE, MaCio vs Longwood (1/9/18)
	24		THOMAS, Ahmad vs Campbell (12/30/17)
	24		THOMAS, Ahmad vs USC Upstate (11/29/17)
Field Goals Made	10		THOMAS, Ahmad at Presbyterian (01/12/18)
	10		THOMAS, Ahmad vs Campbell (12/30/17)
	10		THOMAS, Ahmad at Saint Mary's (CA) (12/22/17)
	10		THOMAS, Ahmad vs USC Upstate (11/29/17)
Field Goal Att.	22		TEAGUE, MaCio vs Western Carolina (12/17/17)
	21		THOMAS, Ahmad at Winthrop (01/18/18)
FG Pct (min 5 made)	.875	(7-8)	WNUK, Alec vs Campbell (12/30/17)
	.833	(5-6)	BAEHRE, Jonathan vs Longwood (1/9/18)
	.833	(5-6)	MILLER, Raekwon vs Lees-McRae (11/13/17)
3-Point FG Made	6		TEAGUE, MaCio vs USC Upstate (11/29/17)
	5		TEAGUE, MaCio vs Charleston Southern (1/15/18)
	5		TEAGUE, MaCio vs Wofford (11/26/17)
	5		VANNATTA, Kevin vs Monmouth (11/22/17)
3-Point FG Att.	12		TEAGUE, MaCio vs Longwood (1/9/18)
	12		TEAGUE, MaCio vs Western Carolina (12/17/17)
3-Pt FG Pct (min 2 made)	1.000	(5-5)	VANNATTA, Kevin vs Monmouth (11/22/17)
	1.000	(3-3)	MILLER, Raekwon vs Charleston Southern (1/15/18)
	1.000	(3-3)	MILLER, Raekwon vs Lees-McRae (11/13/17)
	1.000	(2-2)	RACKLEY, Drew at Presbyterian (01/12/18)
	1.000	(2-2)	BAEHRE, Jonathan vs Longwood (1/9/18)
	1.000	(2-2)	THOMAS, Ahmad vs USC Upstate (11/29/17)
	1.000	(2-2)	MILLER, Raekwon vs Wofford (11/26/17)
Free Throws Made	11		TEAGUE, MaCio at UNCG (12/19/17)
	7		MILLER, Raekwon vs Campbell (12/30/17)
Free Throw Att.	13		TEAGUE, MaCio at UNCG (12/19/17)
	8		VANNATTA, Kevin vs Monmouth (11/22/17)
	8		VANNATTA, Kevin at Austin Peay (11/19/17)
FT Pct (min 3 made)	1.000	(7-7)	MILLER, Raekwon vs Campbell (12/30/17)
	1.000	(6-6)	VANNATTA, Kevin at Radford (1/6/18)
	1.000	(6-6)	TEAGUE, MaCio at High Point (01/03/18)
	1.000	(6-6)	BAEHRE, Jonathan vs Milligan (12/10/17)
	1.000	(6-6)	TEAGUE, MaCio at Rhode Island (11/10/17)
	1.000	(5-5)	BROWN, Justin vs Milligan (12/10/17)
	1.000	(4-4)	MILLER, Raekwon vs Charleston Southern (1/15/18)
	1.000	(4-4)	TEAGUE, MaCio vs Charleston Southern (1/15/18)
	1.000	(4-4)	TEAGUE, MaCio vs Milligan (12/10/17)
	1.000	(4-4)	VANNATTA, Kevin vs Wofford (11/26/17)
	1.000	(4-4)	TEAGUE, MaCio at Austin Peay (11/19/17)
	1.000	(4-4)	VANNATTA, Kevin at Vanderbilt (11/17/17)
	1.000	(3-3)	MILLER, Raekwon at Presbyterian (01/12/18)
	1.000	(3-3)	MILLER, Raekwon vs Longwood (1/9/18)
	1.000	(3-3)	VANNATTA, Kevin vs Milligan (12/10/17)
	1.000	(3-3)	VANNATTA, Kevin at Furman (12/05/17)
	1.000	(3-3)	TEAGUE, MaCio at Vanderbilt (11/17/17)
Rebounds	16		GILMORE, Donovan vs Milligan (12/10/17)

2017-18 BULLDOG BREAKDOWN

2017-18 Individual

Led Bulldogs in Scoring

Kevin Vannatta - 3
Raekwon Miller - 2
Alec Wnuk - 1
MaCio Teague - 6
Ahmad Thomas - 8

Led Bulldogs in Rebounding

Ahmad Thomas - 6
Tied for Lead - 5 (Ahmad Thomas, MaCio Teague, Kevin Vannatta, Raekwon Miller, Donovan Gilmore)
Donovan Gilmore - 2
Alec Wnuk - 1
Kevin Vannatta - 4
MaCio Teague - 1
Raekwon Miller - 1

Led Bulldogs in Assists

MaCio Teague - 3
Kevin Vannatta - 4
Tied for Lead - 6 (Kevin Vannatta, MaCio Teague, Ahmad Thomas, Raekwon Miller, Jonathan Baehre, Drew Rackley)
Ahmad Thomas - 3
Alec Wnuk - 1
Drew Rackley - 1
Raekwon Miller - 2

Led Bulldogs in Blocks

Jonathan Baehre - 10
Jalen Seegars - 4
Donovan Gilmore - 1
Grant Townsend - 1
No Blocks in game - 1
Tied for blocks - 3 (Ahmad Thomas, Jonathan Baehre, Justin Brown, Alec Wnuk)

2017-18 Double-Doubles

Ahmad Thomas - 4
Donovan Gilmore - 1
Raekwon Miller - 1
Jonathan Baehre - 1
MaCio Teague - 1

Career Double-Doubles

Ahmad Thomas - 16
MaCio Teague - 3
Kevin Vannatta - 1
Donovan Gilmore - 1
Raekwon Miller - 1
Jonathan Baehre - 1

2017-18 Team

Largest Halftime Lead: 36 (UNC Asheville, 53, Milligan 17, 12/10/17)
Largest Lead: 44 (UNC Asheville 66, Milligan 22, 15:51 left in Second Half, 12/10/17)
Biggest Win: 37 (UNC Asheville 97, Milligan 60, 12/10/17)
Biggest Conference Win: 20 (UNC Asheville 76, Presbyterian College 56, 1/12/18)
Largest Conference Defeat: 27 (Winthrop 85, UNC Asheville 58, 1/18/18)
Longest Run: 26-2 vs. Wofford (Second Half, UNC Asheville 85, Wofford 65 Final, 11/26/17)
Largest Defeat: 31 (Clemson 83, UNC Asheville 52, 12/3/17)
Largest Halftime Deficit: 17 (Winthrop 41, UNC Asheville 24, 1/18/18)

GAME-BY-GAME

Game One

Rhode Island 84, UNC Asheville 60

Official Basketball Box Score — Game Totals — Final Statistics
 UNC Asheville vs Rhode Island
 11/10/17 7:30 PM at Kingston, R.I. (The Ryan Center)

UNC Asheville: 60 • 0-1

#	Player	Total			3-Ptr			Rebounds			PF	TP	A	TO	BLK	STL	Min
		FG	FGA	FT	FTA	FG	FGA	FT	FTA	OFF							
02	WNUK, Alec	1	0-0	1-2	0	0	3	1	0	0	0	0	0	0	0	21	
10	VANNATTA, Kevin	0	5-7	2-3	1	3	4	3	14	1	1	0	0	0	0	30	
14	THOMAS, Ahmad	0	5-10	0-1	1-1	1	4	5	3	11	2	3	0	0	0	27	
25	TEAGUE, MacCio	0	2-8	2-4	6-6	0	2	2	3	12	5	8	0	0	0	34	
33	RACKLEY, Drew	0	4-8	1-2	3-4	2	3	5	0	12	1	3	0	0	0	23	
00	GILMORE, Donovan	0	0-0	0-0	1-2	1	2	3	4	1	0	0	0	0	0	1	
01	BAEHRLE, Jonathan	0	0-3	0-1	0-2	1	3	4	2	0	4	2	0	0	0	21	
05	BROWN, Justin	0	0-0	0-0	2-2	0	0	0	0	2	0	0	0	0	0	1	
11	SEEGARS, Jalen	0	0-1	0-1	0-2	0	1	1	1	0	0	0	0	0	0	3	
12	MILLER, Raekwon	0	2-5	1-3	2-6	1	2	3	7	2	6	0	0	0	0	26	
15	TOWNSEND, Grant	0	0-0	0-0	0-0	0	0	0	0	0	0	0	0	0	0	2	
Team																	
Totals			18-42	6-15	18-32	9	22	31	22	60	11	27	2	7	0	200	
FG % 1st Half: 7-21 33.3%		2nd half: 11-21 52.4%		Game: 18-42 42.9%		Rebounds		Defensive		Offensive		Total		Points		Turnovers	
3FG % 1st Half: 2-7 28.6%		2nd half: 4-8 50.0%		Game: 6-15 40.0%		Rebounds		Defensive		Offensive		Total		Points		Turnovers	
FT % 1st Half: 8-13 61.5%		2nd half: 10-19 52.6%		Game: 18-32 56.3%		Rebounds		Defensive		Offensive		Total		Points		Turnovers	

Rhode Island 84 • 1-0

#	Player	Total			3-Ptr			Rebounds			PF	TP	A	TO	BLK	STL	Min
		FG	FGA	FT	FTA	FG	FGA	FT	FTA	OFF							
10	LANGEVINE, Cyril	1	2-4	0-0	1-3	1	1	2	5	5	0	1	1	1	1	15	
34	BERRY, Amire	1	6-10	0-0	3-3	1	1	2	15	1	0	0	0	0	0	17	
00	MATTHEWS, E.C.	0	3-9	0-4	4-4	2	1	3	2	10	0	3	1	1	1	23	
11	DOWDIN, Jeff	0	6-8	0-1	1-1	0	2	2	3	13	4	1	0	0	0	25	
32	TERRILL, Jared	0	3-8	0-2	0	2	3	2	6	5	3	0	1	1	1	31	
01	GARRETT, Jarvis	0	0-1	0-0	2-2	0	2	2	1	2	0	0	0	0	0	21	
02	RUSSELL, Fabio	0	2-5	0-2	1-1	0	2	4	4	4	3	0	0	0	0	14	
04	LEVITON, Will	0	0-0	0-0	0	0	0	0	0	0	0	1	0	0	0	2	
05	PRESTON, Ryan	0	3-3	0-0	0-0	2	3	5	2	6	0	0	0	0	0	12	
13	ROBINSON, Stanford	0	7-9	2-2	2-4	1	2	3	1	18	2	1	0	0	0	27	
16	DADIKIA, Eric	0	0-2	0-1	0-0	1	1	0	0	0	0	0	0	0	0	3	
21	LAYSARD, Mike	0	1-1	0-0	1-2	0	4	4	2	3	0	0	0	0	0	5	
46	AKLE, Nicola	0	0-1	0-1	0-0	1	1	3	0	0	0	0	0	0	0	2	
55	TERTSEJA, Michael	0	0-0	0-0	0	0	0	0	2	0	0	0	0	0	0	2	
Team																	
Totals			33-61	3-14	15-20	9	23	32	31	84	18	15	2	13	0	200	
FG % 1st Half: 14-29 48.3%		2nd half: 19-30 63.3%		Game: 33-61 54.1%		Rebounds		Defensive		Offensive		Total		Points		Turnovers	
3FG % 1st Half: 2-7 28.6%		2nd half: 4-8 50.0%		Game: 6-15 40.0%		Rebounds		Defensive		Offensive		Total		Points		Turnovers	
FT % 1st Half: 12-15 80.0%		2nd half: 3-5 60.0%		Game: 15-20 75.0%		Rebounds		Defensive		Offensive		Total		Points		Turnovers	

Officials: Tony Crisp, Bernard Clinton, Lionel Butler
 Technical Fouls: UNC Asheville-TEAGUE, MacCio; Rhode Island-LANGEVINE, Cyril.
 Attendance: 6357

Score by periods	1st	2nd	Total
UNC Asheville	24	36	60
Rhode Island	40	44	84

Game Two

UNC Asheville 92, Lees-McRae 60

Official Basketball Box Score — Game Totals — Final Statistics
 Lees-McRae vs UNC Asheville
 11/13/17 7:00 PM at Asheville, NC/Kimmel Arena

Lees-McRae: 60 • 1-1

#	Player	Total			3-Ptr			Rebounds			PF	TP	A	TO	BLK	STL	Min
		FG	FGA	FT	FTA	FG	FGA	FT	FTA	OFF							
04	Donta Falls	1	0-2	0-0	0-0	1	2	3	2	0	2	2	0	0	0	1	23
14	Malik Wright	1	1-7	0-3	1-3	0	3	3	2	3	2	3	0	2	0	0	19
03	Lawrence Lynch	0	2-7	1-3	0-0	0	0	4	5	1	1	1	2	1	2	15	
02	Quay Kimble	0	2-6	1-5	2-3	0	7	7	0	7	0	7	3	1	3	25	
32	Jordan Turner	0	4-10	3-9	1-1	1	3	4	0	12	0	0	0	0	0	23	
03	Avery Wallis	0	1-3	0-1	1-2	0	1	1	1	3	0	1	0	0	0	14	
05	Kesean Crabtree	0	3-8	1-1	0-0	0	0	3	0	3	0	0	0	0	0	13	
10	Tyris Royal	0	0-0	0-0	0	0	1	1	2	0	0	0	0	0	0	6	
11	Jurean Blanton	0	4-4	2-3	2-2	0	1	1	0	10	1	0	0	0	0	9	
15	Rishad Felton	0	0-4	0-3	2-2	2	0	2	1	2	0	0	0	0	0	13	
21	Marcus Anderson	0	0-1	0-1	0-0	0	2	2	3	0	0	2	2	0	0	13	
22	Jason Saintzaire	0	2-5	1-3	4-4	0	2	2	3	9	0	1	0	0	0	10	
28	Zach Wilmoth	0	1-3	0-2	0-0	1	1	2	3	2	0	1	0	0	0	7	
50	Kamil Williams	0	1-4	0-3	0-0	0	0	0	0	2	1	1	0	0	0	8	
Team																	
Totals			19-39	9-37	13-17	6	23	29	24	60	11	18	4	9	0	200	
FG % 1st Half: 10-20 50.0%		2nd half: 9-20 45.0%		Game: 19-39 47.9%		Rebounds		Defensive		Offensive		Total		Points		Turnovers	
3FG % 1st Half: 4-9 44.4%		2nd half: 5-11 45.5%		Game: 9-27 33.3%		Rebounds		Defensive		Offensive		Total		Points		Turnovers	
FT % 1st Half: 2-3 66.7%		2nd half: 11-14 78.6%		Game: 13-17 76.5%		Rebounds		Defensive		Offensive		Total		Points		Turnovers	

UNC Asheville 92 • 1-1

#	Player	Total			3-Ptr			Rebounds			PF	TP	A	TO	BLK	STL	Min
		FG	FGA	FT	FTA	FG	FGA	FT	FTA	OFF							
02	WNUK, Alec	1	3-4	0-0	0-2	1	3	4	3	6	0	1	0	0	0	19	
10	VANNATTA, Kevin	0	6-10	0-0	3-3	1	1	2	15	1	0	0	0	0	0	27	
14	THOMAS, Ahmad	0	4-14	0-2	0-0	3	4	7	1	8	3	1	1	1	1	24	
25	TEAGUE, MacCio	0	4-10	0-4	1-2	1	6	7	1	9	3	6	0	0	0	25	
33	RACKLEY, Drew	0	4-7	2-4	0-0	0	1	3	13	1	1	0	0	0	0	22	
00	GILMORE, Donovan	0	0-1	0-0	0	0	0	0	0	0	0	0	0	0	0	11	
01	BAEHRLE, Jonathan	0	4-7	0-0	0-0	3	4	7	2	8	1	0	0	0	0	17	
04	THORPE, LJ	0	1-2	0-0	1-2	0	3	3	0	11	5	2	0	0	0	4	
05	BROWN, Justin	0	2-3	0-0	0-0	0	0	0	0	4	0	0	0	0	0	4	
11	SEEGARS, Jalen	0	2-4	2-3	4-5	1	3	4	3	10	0	2	1	1	0	20	
12	MILLER, Raekwon	0	5-6	3-3	1-2	1	5	6	2	14	4	3	0	0	0	20	
15	TOWNSEND, Grant	0	0-0	0-0	1-2	0	0	0	1	0	0	0	0	0	0	3	
Team																	
Totals			34-66	7-19	17-27	15	36	51	19	92	19	17	7	15	0	200	
FG % 1st Half: 21-37 56.8%		2nd half: 13-29 44.8%		Game: 34-66 51.5%		Rebounds		Defensive		Offensive		Total		Points		Turnovers	
3FG % 1st Half: 4-11 36.4%		2nd half: 3-9 33.3%		Game: 7-19 36.8%		Rebounds		Defensive		Offensive		Total		Points		Turnovers	
FT % 1st Half: 4-9 44.4%		2nd half: 13-18 72.2%		Game: 17-27 63.0%		Rebounds		Defensive		Offensive		Total		Points		Turnovers	

Officials: Tommy Morrissey (R), Scott Bennett (U), Devon Page (U)
 Technical Fouls: Lees-McRae: Jason Saintzaire; UNC Asheville: None.
 Attendance: 1024

Score by periods	1st	2nd	Total
Lees-McRae	26	34	60
UNC Asheville	50	42	92

Game Three

Vanderbilt 79, UNC Asheville 76

Official Basketball Box Score — Game Totals — Final Statistics
 UNC Asheville vs Vanderbilt
 11/17/17 7 p.m. at Nashville, Tenn. (Memorial Gym)

UNC Asheville: 76 • 1-2

#	Player	Total			3-Ptr			Rebounds			PF	TP	A	TO	BLK	STL	Min
		FG	FGA	FT	FTA	FG	FGA	FT	FTA	OFF							
02	WNUK, Alec	1	7-11														

GAME-BY-GAME

Game Five

UNC Asheville 62, Monmouth 51

Official Basketball Box Score - Game Totals - Final Statistics
Monmouth vs UNC Asheville
11/22/17 7:00 PM at Asheville, NC (Kimmel Arena)

Monmouth 51 - 2-3

#	Player	Total			3-Ptr			Rebounds			PF	TP	A	TO	BLK	STL	Min
		FG	FGA	FT	FTA	FG	FGA	FT	FTA	Off							
04	Traore, Mustapha	1	3	0	0	0	0	1	5	6	1	2	1	1	0	19	
12	Quinn, Diego	1	0	0	0	0	0	1	1	2	2	0	1	0	0	16	
13	McClary, Daion	3	11	2	7	1	2	4	1	9	1	3	0	0	0	25	
13	McClary, Marcus	3	2	0	0	0	0	2	2	4	3	4	0	1	0	16	
23	Tilghman, Austin	3	7	0	3	5	0	2	2	11	3	5	0	1	0	31	
00	Salinas, Ray	1	5	1	3	2	3	0	3	4	5	1	2	0	1	15	
02	Serr, Pearce	2	4	1	2	0	0	3	1	5	1	2	0	0	0	12	
02	Martin, Melik	0	1	0	0	2	0	4	4	2	2	0	4	0	1	13	
11	Papas, George	3	7	3	7	0	0	6	6	0	9	2	1	0	1	20	
24	Pillar, Louie	0	3	0	2	0	0	1	1	1	0	0	0	0	0	10	
33	Tilman, Zac	1	4	0	0	1	1	1	4	0	0	0	0	0	0	13	
44	Ibiezugbe, Sam	0	0	0	0	0	0	2	2	3	0	0	1	1	1	10	
	Team							2	1	3							
	Totals	17	52	7	24	10	12	8	33	41	21	51	9	22	3	5	200

FG % 1st Half: 10-26 38.5% 2nd half: 7-26 26.9% Game: 17-52 32.7%
3FG % 1st Half: 3-9 33.3% 2nd half: 2-10 20.0% Game: 5-29 17.2%
FT % 1st Half: 2-3 66.7% 2nd half: 8-9 88.9% Game: 10-12 83.3%

UNC Asheville 62 - 3-2

#	Player	Total			3-Ptr			Rebounds			PF	TP	A	TO	BLK	STL	Min
		FG	FGA	FT	FTA	FG	FGA	FT	FTA	Off							
02	WNUK, Alec	1	3	1	2	0	1	1	2	3	7	1	3	0	0	20	
10	VANNATTA, Kevin	5	7	1	2	5	5	6	8	1	25	1	3	0	0	38	
14	THOMAS, Ahmad	5	14	1	2	2	4	9	12	4	13	5	2	1	4	34	
25	TEAGUE, Macio	1	5	0	2	4	0	6	6	1	4	4	2	0	2	35	
33	RACKLEY, Drew	1	5	1	2	0	0	1	2	1	3	1	1	0	1	16	
00	GILMORE, Donovan	1	1	0	0	0	0	1	2	4	2	0	1	1	1	8	
01	BAEHRE, Jonathan	0	5	0	2	0	0	4	2	6	1	0	2	2	1	20	
11	SEEGARS, Jalen	1	1	0	0	2	3	1	1	0	4	0	0	0	1	8	
12	MILLER, Raekwon	2	7	0	3	0	0	0	0	2	4	0	0	1	3	21	
	Team							1	2	3							
	Totals	21	59	8	18	12	20	11	28	39	17	62	13	15	5	200	

FG % 1st Half: 11-30 36.7% 2nd half: 10-29 34.3% Game: 21-59 35.6%
3FG % 1st Half: 4-9 44.4% 2nd half: 4-9 44.4% Game: 8-18 44.4%
FT % 1st Half: 8-15 53.3% 2nd half: 4-5 80.0% Game: 12-20 60.0%

Officials: Tony Henderson, Steve Anderson and Jemel Spearman
Technical fouls: Monmouth-None, UNC Asheville-None.
Attendance: 1000

Score by periods	1st	2nd	Total
Monmouth	27	24	51
UNC Asheville	34	28	62

Game Six

UNC Asheville 85, Wofford 65

Official Basketball Box Score - Game Totals - Final Statistics
Wofford vs UNC Asheville
11/26/17 4:30 PM at Asheville, NC (Kimmel Arena)

Wofford 65 - 3-4

#	Player	Total			3-Ptr			Rebounds			PF	TP	A	TO	BLK	STL	Min
		FG	FGA	FT	FTA	FG	FGA	FT	FTA	Off							
24	Keve Akuna	1	4	0	0	2	2	2	3	2	4	0	0	1	1	13	
33	Cameron Jackson	1	4	0	0	3	5	1	4	5	3	11	3	3	0	27	
03	Fletcher Magee	8	12	4	6	0	0	2	2	20	1	3	0	0	0	39	
05	Storm Murphy	0	2	0	0	0	0	0	3	3	1	0	1	0	0	28	
30	Nathan Hoover	6	11	3	7	3	4	0	1	1	0	18	2	1	0	33	
12	Dishon Lowery	0	1	0	0	2	2	0	2	2	2	0	0	1	0	3	
38	Trevor Skungie	2	4	0	2	0	1	1	2	4	3	1	0	0	0	17	
21	Tray Hollowell	0	1	0	0	1	2	0	0	0	1	0	2	0	0	9	
31	Donovan Thorne-Love	1	1	1	0	0	0	1	1	0	3	0	0	0	0	13	
50	Matthew Pegram	1	6	0	1	0	0	0	5	2	2	1	0	0	1	18	
	Team							2	1	2							
	Totals	23	50	8	17	11	15	4	22	26	15	65	11	13	2	200	

FG % 1st Half: 9-24 37.5% 2nd half: 14-26 53.8% Game: 23-50 46.0%
3FG % 1st Half: 3-7 42.9% 2nd half: 3-10 30.0% Game: 6-17 47.1%
FT % 1st Half: 8-11 72.7% 2nd half: 3-4 75.0% Game: 11-15 73.3%

UNC Asheville 85 - 4-2

#	Player	Total			3-Ptr			Rebounds			PF	TP	A	TO	BLK	STL	Min
		FG	FGA	FT	FTA	FG	FGA	FT	FTA	Off							
02	WNUK, Alec	1	3	4	0	1	1	1	0	2	2	7	4	0	1	20	
10	VANNATTA, Kevin	2	8	0	2	4	4	1	5	6	8	3	1	0	0	33	
14	THOMAS, Ahmad	8	13	0	2	2	2	1	2	3	2	18	1	1	2	22	
25	TEAGUE, Macio	6	12	5	7	2	2	0	4	4	1	19	8	3	0	36	
33	RACKLEY, Drew	2	2	1	0	0	0	1	1	3	5	2	0	0	1	16	
00	GILMORE, Donovan	1	1	0	0	0	0	3	3	2	0	0	0	0	0	11	
01	BAEHRE, Jonathan	4	6	3	4	1	2	1	4	5	1	12	0	0	1	23	
11	SEEGARS, Jalen	1	1	0	0	0	0	0	0	0	3	2	0	1	0	10	
12	MILLER, Raekwon	4	7	2	2	2	4	6	0	12	4	3	1	0	0	25	
15	TOWNSEND, Grant	0	0	0	0	0	0	1	1	0	0	0	2	0	0	4	
	Team							0	2	2							
	Totals	31	56	11	19	12	16	6	27	33	16	85	22	9	6	9	200

FG % 1st Half: 10-26 38.5% 2nd half: 21-30 70.0% Game: 31-56 55.4%
3FG % 1st Half: 3-7 42.9% 2nd half: 8-12 66.7% Game: 11-19 57.9%
FT % 1st Half: 10-14 71.4% 2nd half: 2-2 100.0% Game: 12-16 75.0%

Officials: Jerry Heater, Tony Moroney, Jason Papp
Technical fouls: Wofford-None, UNC Asheville-None.
Attendance: 1323

Score by periods	1st	2nd	Total
Wofford	29	36	65
UNC Asheville	33	52	85

Game Seven

UNC Asheville 82, USC Upstate 70

Official Basketball Box Score - Game Totals - Final Statistics
USC Upstate vs UNC Asheville
11/29/17 7:00 PM at Asheville, NC (Kimmel Arena)

USC Upstate 70 - 3-6

#	Player	Total			3-Ptr			Rebounds			PF	TP	A	TO	BLK	STL	Min
		FG	FGA	FT	FTA	FG	FGA	FT	FTA	Off							
04	THOMPSON, Rameel	1	4	1	0	3	4	1	15	0	1	0	1	0	1	34	
05	DIGGS, Avery	3	5	0	0	3	5	8	2	6	1	0	1	0	0	25	
01	CUNNINGHAM, Mike	3	9	3	8	4	1	0	1	3	13	2	1	0	0	28	
03	SPAN, Jure	3	11	3	9	0	0	1	6	7	4	9	4	0	0	27	
11	HOLMES, Deion	3	7	0	3	3	0	1	1	0	9	2	2	0	0	21	
00	MOORE, Malik	2	5	0	2	3	4	7	0	4	0	0	0	0	0	24	
12	ANDERSON, Isaiah	1	3	0	1	1	1	2	0	0	0	0	0	0	0	9	
13	SMITH, Carson	0	0	0	0	2	1	2	0	2	1	0	0	0	0	5	
16	WELCH, Pat	0	0	0	0	0	0	0	0	0	0	0	0	0	0	3	
23	BOOKER, Thomas	3	5	1	2	0	0	1	2	1	7	0	2	0	1	14	
	Team							3	0	3							
	Totals	22	55	10	34	16	21	11	21	32	16	70	10	14	1	6	200

FG % 1st Half: 11-25 44.0% 2nd half: 11-30 36.7% Game: 22-55 40.0%
3FG % 1st Half: 5-15 33.3% 2nd half: 5-19 26.3% Game: 10-34 29.4%
FT % 1st Half: 8-11 72.7% 2nd half: 8-10 80.0% Game: 16-21 76.2%

UNC Asheville 82 - 5-2

#	Player	Total			3-Ptr			Rebounds			PF	TP	A	TO	BLK	STL	Min
		FG	FGA	FT	FTA	FG	FGA	FT	FTA	Off							
02	WNUK, Alec	1	3	0	0	3	4	1	1	2	0	3	3	0	0	1	18
10	VANNATTA, Kevin	1	5	0	2	5	6	7	1	7	5	4	0	1	0	36	
14	THOMAS, Ahmad	10	18	2	2	2	9	11	2	24	3	2	0	2	0	35	
25	TEAGUE, Macio	7	11	6	9	2	2	0	4	4	3	22	4	1	1	34	
33	RACKLEY, Drew	2</															

GAME-BY-GAME

Game Nine

Furman 83, UNC Asheville 72

Official Basketball Box Score — Game Totals — Final Statistics
UNC Asheville vs Furman
 12/05/17 7:30pm at Greenville, S.C. (Timmons Arena)

UNC Asheville 72 • 5-4

#	Player	Total			3-Ptr			Rebounds			PF	TP	A	TO	BLK	STL	Min
		FG	FGA	FT	FTA	FG	FGA	FT	FTA	Off							
02	WNUJK, Alec	5	12	0	2	2	5	3	8	4	12	3	6	0	0	34	
16	VANNATTA, Kevin	7	10	1	3	3	1	2	3	18	2	0	0	0	0	37	
14	THOMAS, Ahmad	4	6	0	0	0	0	4	4	1	2	1	4	0	1	17	
25	TEAGUE, MacCio	5	11	0	2	4	0	3	3	1	14	1	2	0	0	36	
38	RACKLEY, Drew	1	2	0	0	0	1	1	0	3	3	1	1	0	0	11	
00	GILMORE, Donovan	3	3	0	0	1	2	1	3	7	0	1	0	1	0	15	
01	BAEHRE, Jonathan	2	2	0	0	0	2	2	2	4	0	1	0	0	13		
11	SEEGARS, Jalen	3	6	0	1	0	2	1	3	4	6	1	1	1	0	22	
12	MILLER, Raekwon	2	5	2	3	0	1	2	3	2	6	0	1	0	1	15	
Team																	
Totals		29	57	4	13	10	13	11	20	31	20	72	9	21	1	7	200

FG % 1st Half: 10.2% 2nd half: 19.2% 3rd half: 29.7% 4th half: 38.9%
 3FG % 1st Half: 0-4 0.0% 2nd half: 4-9 44.4% 3rd half: 4-13 30.8% 4th half: 1-1 100.0%
 FT % 1st Half: 5-5 100.0% 2nd half: 5-8 62.5% 3rd half: 10-13 76.9% 4th half: 0-0 0.0%

Furman 83 • 6-3

#	Player	Total			3-Ptr			Rebounds			PF	TP	A	TO	BLK	STL	Min
		FG	FGA	FT	FTA	FG	FGA	FT	FTA	Off							
32	Matt Rafferty	8	9	0	0	6	2	7	9	2	22	3	0	1	3	28	
01	John Davis	3	7	1	4	0	0	1	3	4	0	7	2	2	0	31	
05	Andrew Brown	4	6	2	3	1	2	2	4	5	11	3	3	1	4	26	
12	Devin Sibley	5	13	2	5	4	6	0	0	2	16	5	3	0	0	28	
36	Daniel Fowler	3	6	1	3	2	1	0	1	3	9	3	2	0	0	25	
02	Jalen Williams	1	2	0	0	1	2	1	3	0	3	0	0	0	0	6	
03	Geoff Beams	0	5	0	4	0	0	0	0	0	0	0	0	0	0	10	
10	Alex Hunter	1	2	0	0	0	2	2	0	3	1	1	0	0	0	15	
11	Jonathan Jean	1	1	0	0	1	2	0	1	3	0	1	0	0	0	5	
23	Jordan Lyons	1	4	1	3	0	0	2	2	3	3	1	0	0	0	13	
46	Clay Mounce	2	2	0	0	2	1	2	1	6	0	0	0	0	1	13	
Team																	
Totals		29	57	8	24	17	22	9	19	28	16	83	20	14	2	14	200

FG % 1st Half: 13.2% 2nd half: 16.3% 3rd half: 29.7% 4th half: 30.9%
 3FG % 1st Half: 5-13 38.5% 2nd half: 3-11 27.3% 3rd half: 8-24 33.3% 4th half: 1-1 100.0%
 FT % 1st Half: 6-8 75.0% 2nd half: 11-14 78.6% 3rd half: 17-22 77.3% 4th half: 4-4 100.0%

Officials: John Hampton, Will Howard, Ryan Christian
 Technical fouls: UNC Asheville-None, Furman-None.
 Attendance: 1389

Score by periods:	1st	2nd	Total
UNC Asheville	25	47	72
Furman	37	46	83

Lead FG - AVL 2nd-00:19, FUR 2nd-02:17
 Largest lead - AVL None, FUR by 26 2nd-03:36
 AVL led for 00:00, FUR led for 39:34, Game was tied for 00:26.

Points	In	Off	2nd	Fast	Bench
AVL	44	12	34	7	23
FUR	40	29	9	2	18

Score tied - 0 times.
 Lead changed - 0 times.

Game 10

UNC Asheville 97, Milligan 60

Official Basketball Box Score — Game Totals — Final Statistics
Milligan vs UNC Asheville
 12/10/17 3:30 PM at Asheville, NC (Kimmel Arena)

Milligan 60 • 4-9

#	Player	Total			3-Ptr			Rebounds			PF	TP	A	TO	BLK	STL	Min
		FG	FGA	FT	FTA	FG	FGA	FT	FTA	Off							
00	Aaron Levarity	2	4	0	0	0	3	4	7	2	12	0	0	2	0	22	
44	Bo Pless	2	5	2	5	0	0	2	7	4	6	7	1	0	0	19	
02	Daxton Boskan	2	11	0	7	0	2	1	2	3	1	4	6	2	0	4	25
13	Will Robinson	0	3	0	2	1	2	0	1	1	1	1	0	1	0	13	
20	Dessan Green	0	5	0	0	0	1	3	4	3	0	0	4	0	0	25	
04	Nathan Hastings	3	5	0	1	0	1	2	3	1	6	0	0	1	1	10	
06	Trey Johnson	0	1	0	0	0	0	1	1	3	0	0	0	0	0	13	
11	David Casaday	5	11	4	9	2	0	1	1	16	0	0	0	0	1	20	
12	Tyler Faulkenberry	2	5	2	3	0	0	0	0	2	6	0	4	1	1	11	
14	Mike Featherston	2	7	0	1	0	1	2	0	2	1	4	2	0	0	15	
21	Will Buckner	0	3	0	1	0	0	0	0	0	0	0	0	1	1	0	
42	Josh Lamb	1	1	0	0	0	0	1	1	2	2	1	1	0	0	10	
Team																	
Totals		19	61	8	29	14	24	9	19	28	19	60	11	14	5	9	200

FG % 1st Half: 7-32 21.9% 2nd half: 12-29 41.4% 3rd half: 19-61 31.1% 4th half: 0-0 0.0%
 3FG % 1st Half: 2-16 12.5% 2nd half: 6-15 40.0% 3rd half: 8-29 27.6% 4th half: 0-0 0.0%
 FT % 1st Half: 1-5 20.0% 2nd half: 13-19 68.4% 3rd half: 14-24 58.3% 4th half: 0-0 0.0%

UNC Asheville 97 • 6-4

#	Player	Total			3-Ptr			Rebounds			PF	TP	A	TO	BLK	STL	Min
		FG	FGA	FT	FTA	FG	FGA	FT	FTA	Off							
01	BAEHRE, Jonathan	3	6	1	1	6	4	6	10	0	13	4	1	4	1	25	
02	WNUJK, Alec	1	1	0	0	0	1	1	2	0	2	1	0	0	0	12	
10	VANNATTA, Kevin	2	5	0	1	3	0	1	2	7	1	0	0	0	0	13	
25	TEAGUE, MacCio	4	10	3	7	4	4	0	3	3	15	1	1	1	0	18	
38	RACKLEY, Drew	4	10	3	9	0	0	3	3	0	11	6	1	0	2	36	
00	GILMORE, Donovan	6	10	0	1	2	6	10	16	2	13	4	4	2	3	27	
06	BROWN, Justin	3	9	0	3	5	1	2	3	5	11	0	2	1	1	16	
11	SEEGARS, Jalen	0	1	0	0	0	0	0	0	1	0	1	0	0	0	10	
12	MILLER, Raekwon	4	6	0	4	0	10	0	10	2	19	4	3	0	1	27	
15	TOWNSEND, Grant	3	6	0	0	2	4	2	6	3	6	0	3	2	0	16	
Team																	
Totals		31	67	11	26	24	28	18	40	58	16	97	22	16	10	8	200

FG % 1st Half: 17-31 54.8% 2nd half: 14-26 53.8% 3rd half: 31-67 46.3% 4th half: 0-0 0.0%
 3FG % 1st Half: 7-12 58.3% 2nd half: 4-14 28.6% 3rd half: 11-26 42.3% 4th half: 0-0 0.0%
 FT % 1st Half: 12-14 85.7% 2nd half: 12-18 66.7% 3rd half: 11-26 42.3% 4th half: 0-0 0.0%

Officials: Deryn Page, Anthony Eades, Doris Carter
 Technical fouls: Milligan-None, UNC Asheville-None.
 Attendance: 1081

Score by periods:	1st	2nd	Total
Milligan	17	43	60
UNC Asheville	53	44	97

Lead FG - MILLIGAN 2nd-01:56, AVL 2nd-01:40
 Largest lead - MILLIGAN None, AVL by 44 2nd-02:51
 MILLIGAN led for 00:00, AVL led for 39:34, Game was tied for 00:26.

Points	In	Off	2nd	Fast	Bench
MILLIGAN	16	16	15	9 <th>49 </th>	49
AVL	36	16	24 <th>9 <th>49 </th></th>	9 <th>49 </th>	49

Score tied - 0 times.
 Lead changed - 0 times.

Game 11

Western Carolina 76, UNC Asheville 72

Official Basketball Box Score — Game Totals — Final Statistics
Western Carolina vs UNC Asheville
 12/17/17 4:30 PM at Asheville, NC (US Cellular Center)

Western Carolina 76 • 4-7

#	Player	Total			3-Ptr			Rebounds			PF	TP	A	TO	BLK	STL	Min
		FG	FGA	FT	FTA	FG	FGA	FT	FTA	Off							
12	Marc Gosselin	4	9	1	3	2	4	0	4	4	2	11	3	1	0	1	29
23	Mike Amine	7	11	0	0	5	7	9	7	19	7	4	1	1	0	31	
02	Matt Halvorsen	4	15	1	5	0	0	2	2	0	3	2	1	0	0	20	
11	Haboubacar Mutombo	1	2	1	1	0	0	1	1	1	3	0	0	0	0	11	
18	Derrieco Parks	5	8	3	3	3	1	4	5	0	16	2	1	1	1	35	
03	Maurice Smith	0	2	0	0	0	2	2	4	2	0	0	1	1	2	13	
01	Deshaun Johnson	0	1	0	0	0	1	2	1	0	0	4	0	0	0	3	
05	Devin Peterson	0	4	0	0	3	4	0	0	3	6	1	0	0	0	19	
21	Marcus Thomas	7	11	2	5	7	1	4	2	21	1	1	0	0	0	25	
33	Onno Steger	0	1	0	0	0	0	0	0	0	0	0	0	0	0	4	
44	Adam Stead	0	1	0	0	0	0	0	0	2	0	1	2	0	0	8	
Team																	
Totals		25	55	8	20	18	24	7									

GAME-BY-GAME

Game 13 Saint Mary's 95, UNC Asheville 69

Official Basketball Box Score - Game Totals - Final Statistics
UNC Asheville vs Saint Mary's (CA)
12/22/17 7:00 PM at Moraga, CA

UNC Asheville 69 = 7-6

#	Player	Total			3-Ptr			Rebounds			PF	TP	A	T	Blk	Stl	Min
		FG	FGA	FT	FTA	FG	FGA	FT	FTA	Off							
02	WNUK, Alec	0-1	0-0	2-2	0	1	1	5	2	1	1	0	0	0	0	11	
10	VANNATTA, Kevin	1-8	0-1	2-7	1	4	5	0	4	3	0	0	0	0	0	34	
11	SEEGARS, Jalen	1-2	0-0	1-2	0	0	0	2	3	1	0	0	0	0	0	21	
14	THOMAS, Ahmad	10-18	0-2	2-2	0	1	0	22	0	1	0	1	0	1	31		
26	TEAGUE, MaCia	7-11	2-4	2-3	0	5	0	18	1	1	0	2	0	0	32		
00	GILMORE, Donovan	3-6	0-0	2-2	1	4	5	4	8	1	1	0	1	0	26		
03	BAEHRE, Jonathan	2-4	0-2	0-0	1	1	2	3	4	0	0	0	1	0	13		
12	MILLER, Raekwon	2-6	0-2	2-2	0	2	2	3	6	4	2	0	0	0	24		
33	RACKLEY, Drew	1-2	0-0	0-0	0	0	0	2	1	0	0	0	0	0	12		
	Team				2	1	3										
	Totals	27-58	2-11	13-15	5	19	24	17	69	12	6	0	5	0	200		

FG % 1st Half: 16-30 53.3% 2nd half: 11-28 39.3% Game: 27-58 46.5%
3FG % 1st Half: 1-5 20.0% 2nd half: 1-6 16.7% Game: 2-11 18.2%
FT % 1st Half: 4-3 80.0% 2nd half: 9-10 90.0% Game: 13-15 86.7%
Deadball Rebounds: 2

Saint Mary's (CA) 95 = 11-3

#	Player	Total			3-Ptr			Rebounds			PF	TP	A	T	Blk	Stl	Min
		FG	FGA	FT	FTA	FG	FGA	FT	FTA	Off							
24	Hermanson, Calvin	2-8	2-8	0-0	0	1	1	4	6	1	1	0	0	0	0	19	
34	Landale, Jock	9-13	0-0	5-6	6	4	10	3	23	2	1	0	0	0	25		
00	Krebs, Tanner	6-12	6-12	4-4	3	4	7	3	22	0	0	1	3	0	27		
03	Nagy, Emmett	3-7	1-3	0-0	0	5	5	0	7	12	3	0	0	0	32		
30	Ford, Jordan	1-3	1-1	0-0	0	2	2	1	3	5	0	0	0	0	27		
01	Hunter, Jordan	2-3	0-0	1-3	0	1	1	5	0	1	0	0	0	0	9		
06	Perry, Jock	2-3	0-1	1-2	0	2	0	5	0	0	0	0	0	0	8		
10	Thomas, Elijah	2-4	2-3	0-0	1	2	3	0	7	1	0	0	0	0	20		
12	Kuhse, Tommy	2-2	1-1	0-0	0	0	0	0	5	0	0	0	0	0	4		
15	Sheets, Dan	0-0	0-0	0-0	0	0	0	0	0	0	0	0	0	0	1		
21	Frazier, Evan	2-6	0-1	0-0	2	1	3	0	4	0	0	0	0	0	12		
44	Neal, Cullen	3-4	2-2	0-0	1	3	4	1	6	2	2	0	0	0	16		
	Team				1	1	2										
	Totals	34-65	15-32	12-17	14	26	40	13	95	23	8	1	4	0	200		

FG % 1st Half: 21-36 58.3% 2nd half: 13-29 44.8% Game: 34-65 52.3%
3FG % 1st Half: 9-18 50.0% 2nd half: 6-14 42.9% Game: 15-32 46.9%
FT % 1st Half: 4-6 66.7% 2nd half: 7-11 63.6% Game: 12-17 70.6%
Deadball Rebounds: 9

Officials: Gregory Mason, Dennis White, Tom O'Neill
Technical fouls: UNC Asheville-None, Saint Mary's (CA)-None.
Attendance: 3221

Score by periods	1st	2nd	Total
UNC Asheville	37	32	69
Saint Mary's (CA)	56	39	95

Points	In	Off	2nd	Fast
Avg	Paint	T/O	Chance	Break
UNC Asheville	34	9	21	0
Saint Mary's (CA)	34	9	21	0

Low FG - AVL 2nd-01:11, SNC 2nd-00:54.
Largest lead - AVL None, SNC by 33 2nd-04:54.
AVL led for 00:00, SNC led for 00:06. Game was tied for 00:12.

Score tied - 0 times.
Lead changed - 0 times.

Game 14 UNC Asheville 85, Campbell 79

Official Basketball Box Score - Game Totals - Final Statistics
Campbell vs UNC Asheville
12/30/17 2:00 PM at Asheville, NC (Kimmel Arena)

Campbell 79 = 6-7, 0-1 BSC

#	Player	Total			3-Ptr			Rebounds			PF	TP	A	T	Blk	Stl	Min
		FG	FGA	FT	FTA	FG	FGA	FT	FTA	Off							
32	WHITFIELD, Shane	1-1	0-0	0-2	1	7	8	3	2	0	1	0	0	0	0	26	
26	FUDY, Andrew	7-13	0-2	2-4	0	3	3	16	5	1	0	0	0	0	0	25	
09	CLEMONS, Chris	9-18	3-8	4-4	0	3	3	1	25	0	5	0	0	0	0	34	
22	GENSLER, Cory	4-5	3-4	0-0	0	4	4	3	11	2	1	1	2	0	35		
34	BURK, Marcus	6-14	1-5	5-5	1	1	2	3	18	1	1	0	2	0	37		
01	OLIVER, Damontez	1-1	0-0	0-0	0	1	2	2	2	2	0	0	0	0	1	9	
02	NELSON, Jai'Cur	1-4	0-1	0-0	1	1	2	2	2	0	1	0	1	0	12		
11	WHITFIELD, Jordan	0-0	0-0	0-0	0	0	0	3	0	0	0	0	0	0	7		
16	LADD, Mugga	1-3	0-0	1-3	0	0	0	1	3	2	2	0	0	0	15		
	Team				1	1	2										
	Totals	30-59	7-20	12-18	5	22	27	21	79	10	12	1	9	0	200		

FG % 1st Half: 15-31 48.4% 2nd half: 15-28 53.6% Game: 30-59 50.8%
3FG % 1st Half: 5-12 41.7% 2nd half: 2-8 25.0% Game: 7-20 35.0%
FT % 1st Half: 3-6 50.0% 2nd half: 7-12 58.3% Game: 12-18 66.7%

UNC Asheville 85 = 8-6, 1-0 BSC

#	Player	Total			3-Ptr			Rebounds			PF	TP	A	T	Blk	Stl	Min
		FG	FGA	FT	FTA	FG	FGA	FT	FTA	Off							
01	BAEHRE, Jonathan	1-3	0-2	0-0	0	1	1	0	2	0	0	0	1	0	0	17	
10	VANNATTA, Kevin	5-7	2-3	1-2	0	7	7	2	13	5	3	0	1	0	0	37	
11	SEEGARS, Jalen	1-1	0-0	1-1	0	2	2	3	0	1	0	0	0	0	0	20	
14	THOMAS, Ahmad	10-16	0-3	4-5	1	6	7	3	24	6	2	0	2	0	36		
26	TEAGUE, MaCia	4-13	1-2	5-7	0	3	3	2	14	3	0	2	0	0	26		
02	WNUK, Alec	7-8	0-0	1-1	2	3	5	4	15	1	3	0	1	0	28		
12	MILLER, Raekwon	2-4	0-2	2-7	2	3	5	3	11	1	4	0	3	0	26		
33	RACKLEY, Drew	1-2	1-2	0-0	0	1	1	0	3	1	0	0	0	0	10		
	Team				0	1	1										
	Totals	31-54	4-14	19-23	5	27	32	16	85	17	15	1	9	0	200		

FG % 1st Half: 17-27 63.0% 2nd half: 14-27 51.9% Game: 31-54 57.4%
3FG % 1st Half: 2-9 22.2% 2nd half: 2-5 40.0% Game: 4-14 28.6%
FT % 1st Half: 3-6 50.0% 2nd half: 12-14 85.7% Game: 15-23 65.2%

Officials: Ty Meador (R), Nick Heuser (U), JM Lucas (U)
Technical fouls: Campbell-None, UNC Asheville-THOMAS, Ahmad, TEAM.
Attendance: 1398

Score by periods	1st	2nd	Total
Campbell	40	39	79
UNC Asheville	43	42	85

Points	In	Off	2nd	Fast
CAMPBELL	Paint	T/O	Chance	Break
AVL	46	21	18	8
SNC	47	21	18	8

Low FG - CAMPBELL 2nd-00:19, AVL 2nd-00:46.
Largest lead - CAMPBELL by 9 1st-13:35, AVL by 11 2nd-06:58.
CAMPBELL led for 34:20, AVL led for 24:42. Game was tied for 00:59.

Score tied - 1 time.
Lead changed - 3 times.

Game 15 High Point 84, UNC Asheville 74

Official Basketball Box Score - Game Totals - Final Statistics
UNC Asheville vs High Point
01/03/18 7 p.m. at High Point, N.C. (Mills Center)

UNC Asheville: 74 = 8-7, 1-1

#	Player	Total			3-Ptr			Rebounds			PF	TP	A	T	Blk	Stl	Min
		FG	FGA	FT	FTA	FG	FGA	FT	FTA	Off							
01	BAEHRE, Jonathan	2-4	1-2	0-0	2	4	6	1	5	2	2	3	0	0	0	25	
10	VANNATTA, Kevin	4-11	1-3	1-1	3	5	8	1	10	1	3	0	1	0	0	37	
11	SEEGARS, Jalen	0-1	0-0	0-0	0	0	0	2	0	0	1	0	0	0	0	9	
14	THOMAS, Ahmad	4-7	1-2	3-4	0	2	5	12	2	2	0	0	2	0	23		
26	TEAGUE, MaCia	6-16	3-7	6-6	0	1	1	3	21	2	1	0	0	0	38		
00	GILMORE, Donovan	0-0	0-0	0-0	0	1	1	0	0	0	0	0	0	0	3		
02	WNUK, Alec	3-5	0-1	2-2	0	4	4	8	0	2	0	0	0	0	30		
12	MILLER, Raekwon	6-11	3-5	3-4	0	6	6	4	18	2	3	0	1	0	29		
33	RACKLEY, Drew	0-1	0-0	0-0	0	0	0	2	0	0	0	0	0	0	6		
	Team				1	0	1										
	Totals	25-56	9-20	15-17	6	23	29	22	74	9	13	4	7	0	200		

FG % 1st Half: 10-24 41.7% 2nd half: 13-32 40.6% Game: 25-56 44.6%
3FG % 1st Half: 3-8 37.5% 2nd half: 6-12 50.0% Game: 9-20 45.0%
FT % 1st Half: 10-12 83.3% 2nd half: 5-5 100.0% Game: 15-17 88.2%

High Point 84 = 6-7, 1-1

#	Player	Total			3-Ptr			Rebounds			PF	TP	A	T	Blk	Stl	Min
		FG	FGA	FT	FTA	FG	FGA	FT	FTA	Off							
34	WHITEHEAD, Jordan	3-5	0-0	0-0	4	1	5	2	6	3	3	0	0	0	0	12	
01	KAMGA, Brandon	2-4	0-0	2-2	2	0	2	4	6	1	1	0	0	0	0	20	
11	SLAY, Denny																

GAME-BY-GAME

Game 17

UNC Asheville 90, Longwood 80

Official Basketball Box Score -- Game Totals -- Final Statistics
Longwood vs UNC Asheville
1/9/18 7:00 PM at Asheville, NC (Kimmel Arena)

Longwood 80 • 4-13, 1-3 BSC

#	Player	Total			3-Ptr			Rebounds			PF	TP	A	T	Blk	Stl	Min
		FG	FGA	FT	FTA	FG	FGA	FT	FTA	Off							
13	Franklin, Spencer	1	2-3	0-0	2-2	0	3	3	4	6	0	2	0	1	1	19	
24	Getar, Damarion	r	1-1	0-0	0-0	0	4	4	3	2	3	0	0	0	0	29	
01	Walton, Isaiah	g	5-12	2-7	4-6	0	1	1	2	16	3	6	0	1	33		
02	Ashby, B.K.	g	3-9	1-3	2-4	0	3	3	2	9	6	2	0	1	39		
12	Glover, Charles	g	7-11	4-8	1-2	0	1	1	2	19	1	0	1	0	33		
00	Ezeani, Dominic	g	0-0	0-0	0-0	0	0	0	0	0	0	0	0	0	2		
03	Chapman, Kamil	g	0-2	0-1	0-0	0	0	0	0	0	0	0	0	1	2		
11	Montague, Jalleem	g	3-4	0-0	6-8	0	3	3	2	12	1	2	0	1	15		
20	Cintron, Jordan	g	2-2	0-0	1-2	1	1	2	1	5	2	2	0	0	15		
21	Smith, Jashaun	g	2-4	1-2	4-4	0	0	0	2	9	0	2	0	0	10		
30	Shields, Chris	g	1-1	0-0	0-0	0	1	1	0	2	0	0	0	0	3		
Team						0			3								
Totals			26-49	8-21	20-28	1	20	21	18	80	17	17	0	6	200		

FG % 1st Half: 14-26 53.8% 2nd half: 12-23 52.2% Game: 26-49 53.1% Deadball Rebounds 2
 3FG % 1st Half: 5-13 38.5% 2nd half: 3-8 37.5% Game: 8-21 38.1%
 FT % 1st Half: 4-9 44.4% 2nd half: 16-19 84.2% Game: 20-28 71.4%

UNC Asheville 90 • 9-8, 2-2 BSC

#	Player	Total			3-Ptr			Rebounds			PF	TP	A	T	Blk	Stl	Min
		FG	FGA	FT	FTA	FG	FGA	FT	FTA	Off							
01	BAEHRE, Jonathan	r	5-6	2-2	0-0	2	2	4	4	12	1	3	1	0	16		
10	VANNATTA, Kevin	g	3-5	1-2	1-2	2	1	3	3	8	2	2	0	0	26		
12	MILLER, Raekwon	g	4-8	1-5	3-3	0	2	2	4	12	3	2	0	0	28		
14	THOMAS, Ahmad	g	5-9	0-1	3-4	2	5	7	4	13	4	6	0	0	30		
25	TEAGUE, MaCio	g	9-19	4-12	2-2	1	5	6	2	24	3	2	0	1	38		
00	GILMORE, Donovan	g	2-4	0-0	1-2	0	3	3	2	5	1	1	0	0	10		
02	WNUK, Alec	g	3-3	0-0	2-2	1	3	4	3	8	3	1	0	0	25		
05	BROWN, Justin	g	1-1	0-0	2-2	0	3	3	1	4	1	0	1	0	5		
11	SEEGARS, Jalen	g	0-1	0-1	0-0	0	1	1	3	0	0	1	0	0	3		
33	RACKLEY, Drew	g	2-5	0-1	0-0	1	1	2	4	1	0	0	0	0	19		
Team						2			2								
Totals			34-61	8-24	14-17	9	28	37	28	90	19	18	2	8	200		

FG % 1st Half: 16-31 51.6% 2nd half: 18-30 60.0% Game: 34-61 55.7% Deadball Rebounds 1
 3FG % 1st Half: 7-14 50.0% 2nd half: 1-10 10.0% Game: 8-24 33.3%
 FT % 1st Half: 8-9 88.9% 2nd half: 6-8 75.0% Game: 14-17 82.4%

Officials: Timothy Corner, Zakee Cook, Zach Tritt
 Technical Fouls: Longwood-None, UNC Asheville-None.
 Attendance: 1312

Score by periods	1st	2nd	Total
Longwood	37	43	80
UNC Asheville	47	43	90

Last FG - LWU 2nd-01:10, AVL 2nd-00:38.
 Largest lead - LWU by 1 1st-18:56, AVL by 23 2nd-06:26.
 LWU led for 02:16, AVL led for 36:04. Game was tied for 01:40.

Points	In	Off	2nd	Fast	Bench
LWU	36	21	2	4	38
AVL	46	19	15	6	21

Score tied - 4 times.
 Lead changed - 6 times.

Game 18

UNC Asheville 76, Presbyterian College 56

Official Basketball Box Score -- Game Totals -- Final Statistics
UNC Asheville vs Presbyterian
01/12/18 7:00 at Clinton, S.C. (Templeton Center)

UNC Asheville 76 • 10-8, 3-2

#	Player	Total			3-Ptr			Rebounds			PF	TP	A	T	Blk	Stl	Min
		FG	FGA	FT	FTA	FG	FGA	FT	FTA	Off							
01	BAEHRE, Jonathan	*	3-7	0-2	1-2	1	1	2	3	7	1	1	1	0	21		
10	VANNATTA, Kevin	*	4-7	1-2	0-0	1	3	4	2	9	2	0	0	0	35		
12	MILLER, Raekwon	*	4-8	2-4	3-3	1	6	7	2	13	4	3	0	0	32		
14	THOMAS, Ahmad	*	10-20	1-3	0-0	1	5	6	2	21	3	2	0	1	31		
25	TEAGUE, MaCio	*	6-8	2-3	2-3	0	6	6	0	16	2	2	1	0	34		
00	GILMORE, Donovan	*	0-0	0-0	0-0	0	5	5	0	0	0	0	0	0	7		
02	WNUK, Alec	*	2-3	0-0	0-0	0	2	2	4	4	1	3	1	0	19		
05	BROWN, Justin	*	0-1	0-1	0-0	0	0	0	2	0	0	1	0	0	8		
33	RACKLEY, Drew	*	2-2	2-2	0-0	0	0	0	1	6	0	0	0	1	13		
Team						2			2								
Totals			31-56	8-17	6-8	6	28	34	16	76	13	13	3	7	200		

FG % 1st Half: 19-30 63.3% 2nd half: 12-26 46.2% Game: 31-56 55.4% Deadball Rebounds 1
 3FG % 1st Half: 6-12 50.0% 2nd half: 2-5 40.0% Game: 8-17 47.1%
 FT % 1st Half: 1-1 100.0% 2nd half: 5-7 71.4% Game: 6-8 75.0%

Presbyterian 56 • 8-10, 1-4

#	Player	Total			3-Ptr			Rebounds			PF	TP	A	T	Blk	Stl	Min
		FG	FGA	FT	FTA	FG	FGA	FT	FTA	Off							
00	WITHERS, Jaron	*	1-1	0-0	1-2	1	4	5	2	3	2	2	0	0	19		
03	CROUCH, Romeo	*	2-5	2-4	0-0	1	1	2	0	6	0	4	0	0	29		
05	BELL, Davon	*	2-6	0-2	0-0	0	3	3	4	4	2	0	0	0	36		
11	TETE, Arnel	*	3-6	0-0	1-3	1	0	1	2	7	0	1	0	0	18		
14	DILLARD, Reggie	*	2-10	1-5	3-4	1	3	4	3	8	4	6	1	0	39		
23	ARROYO, Ruben	*	3-5	0-1	0-0	0	2	2	0	6	0	0	0	0	15		
25	YOUNGER, J.C.	*	3-10	2-7	5-7	1	5	6	0	13	1	0	0	0	28		
32	KAY, Ethan	*	2-7	2-6	3-3	1	1	2	0	9	0	0	0	0	16		
Team						2			1								
Totals			18-50	7-25	13-19	8	20	28	11	56	11	15	1	1	200		

FG % 1st Half: 10-24 41.7% 2nd half: 8-26 30.8% Game: 18-50 36.0% Deadball Rebounds 2
 3FG % 1st Half: 2-11 18.2% 2nd half: 5-14 35.7% Game: 7-25 28.0%
 FT % 1st Half: 1-4 25.0% 2nd half: 12-15 80.0% Game: 13-19 68.4%

Officials: Justin Porterfield, Landon Brandes, Tommy Morrissey
 Technical Fouls: UNC Asheville-None, Presbyterian-None.
 Attendance: 462

Score by periods	1st	2nd	Total
UNC Asheville	45	31	76
Presbyterian	23	33	56

Last FG - AVL 2nd-01:15, PC 2nd-04:37.
 Largest lead - AVL by 25 2nd-15:12, PC by 2 1st-18:45.
 AVL led for 37:53, PC led for 00:16. Game was tied for 01:41.

Points	In	Off	2nd	Fast	Bench
UNC Asheville	30	14	12	8	0
PC	22	8	0	2	28

Score tied - 3 times.
 Lead changed - 2 times.

Game 19

UNC Asheville 83, Charleston Southern 73

Official Basketball Box Score -- Game Totals -- Final Statistics
Charleston Southern vs UNC Asheville
1/15/18 7:00 PM at Asheville, NC (Kimmel Arena)

Charleston Southern 73 • 6-11, 1-5 BSC

#	Player	Total			3-Ptr			Rebounds			PF	TP	A	T	Blk	Stl	Min
		FG	FGA	FT	FTA	FG	FGA	FT	FTA	Off							
01	MCCONICO, Travis	r	4-8	2-5	0-1	1	1	2	2	10	1	2	0	0	31		
23	HOWARD, Jarvis	r	5-8	0-0	2-4	4	4	8	2	12	1	2	1	1	32		
04	BUSKEY, Deontay	g	2-4	1-3	1-2	1	0	1	0	6	2	1	0	1	12		
11	KEELING, Christian	g	9-21	2-7	2-2	0	5	5	4	22	4	3	0	1	38		
24	FLEMING, Philandrous	g	2-6	1-4	3-4	1	1	2	1	8	2	1	0	2	33		
00	DAVID, Jamaal	g	0-1	0-1	0-0	1	1	2	0	0	1	1	1	0	8		
02	MITCHELL, Cortez	g	3-6	2-3	5-8	1	1	2	3	13	1	1	0	0	25		
05	MARTIN, Jamar	g	0-0	0-0	0-0	0	1	1	0	1	0	1	0	0	4		
12	JONES, Ty	g	1-1	0-0	0-0	0	0	0	1	2	0	0	1	0	17		
Team						2			3								
Totals			26-55	8-23	13-21	11	15	26	14	73	13	12	3	7	200		

FG % 1st Half: 16-30 53.3% 2nd half: 10-25 40.0% Game: 26-55 47.3% Deadball Rebounds 2
 3FG % 1st Half: 6-15 40.0% 2nd half: 2-8 25.0% Game: 8-23 34.8%
 FT % 1st Half: 4-8 50.0% 2nd half: 9-13 69.2% Game: 13-21 61.9%

UNC Asheville 83 • 11-8, 4-2 BSC

#	Player	Total			3-Ptr			Rebounds			PF	TP	A	T	Blk	Stl	Min
		FG	FGA	FT	FTA	FG	FGA	FT	FTA	Off							
01	BAEHRE, Jonathan	r	2-5	1-2	0-0	2	2	4	3	5	1	0	2	0	21		
10	VANNATTA, Kevin	g	3-6	1-2	0-0	0	8	8	2	7	4	2	0	0	39		
12	MILLER, Raekwon	g	4-5	3-3	4-4	1	3	4	2	15	4	3	0	0	28		
14	THOMAS, Ahmad	g															