

2025 CAROLINA FOOTBALL GAME NOTES



GAME INFORMATION



CHARLOTTE 49ERS
(0-1, 0-0 AMERICAN)

Head Coach: Tim Albin
1st Season at CLT / 8th Overall



NORTH CAROLINA TAR HEELS
(0-1, 0-0 ACC)

Head Coach: Bill Belichick
1st Season at UNC / 30th Overall

Date _____ Saturday, Sept. 6

Time _____ 7:00 p.m. ET

Site _____ Charlotte, N.C.

Venue _____ Jerry Richardson Stadium

Surface _____ Artificial Turf

Capacity _____ 15,314

TV _____ ESPN+

Play-by-Play _____ Chuckie Kempf

Analyst _____ Tom Luginbill

Sideline _____ Marilyn Payne

Radio _____ Tar Heel Sports Radio Network

_____ 97.9 FM (Chapel Hill)

Play-by-Play _____ Jones Angell

Analyst _____ Bryn Renner

Sideline _____ Lee Pace

Live Stats _____ GoHeels.com

Twitter/X _____ @UNCFootball

2024 RECORD BREAKDOWN

Overall _____ 6-7

ACC _____ 3-5

Home _____ 3-4

Away _____ 3-2

Neutral _____ 0-1

SERIES HISTORY

All-Time Record _____ 1-0

Home _____ 1-0

Away _____ 0-0

Neutral _____ 0-0

FIRST AND TEN

► In 2025, Carolina begins its 135th season of football (138th year).

► Entering the matchup with Charlotte, the Tar Heels hold an all-time record of 751-577-54.

► Saturday evening's game between the Tar Heels and 49ers will be live on ESPN+, with Chuckie Kempf (PxP), Tom Luginbill (Analyst) and Marilyn Payne (Sideline) on the call.

► On December 11th, 2024, Carolina announced the hiring of eight-time Super Bowl champion Bill Belichick as the program's new football coach.

► Belichick became the 40th coach in program history, the 12th to lead the program since joining the Atlantic Coast Conference in 1953.

► Belichick's ties to UNC date back to his father, Steve, who was an assistant coach for the Tar Heels from 1953-55.

► With the coaching transition, the 2025 Carolina Football coaching staff features more 240 years of combined NFL experience.

► The 2025 roster features 38 returners and 70 newcomers, including 40 transfers and 30 true freshmen.

Statistical Matchup

Category	UNC	NCAA	ACC	CLT	NCAA	AMER.
Scoring Offense	14.0	104	14	11.0	113	13
Scoring Defense	48.0	131	17	34.0	112	11
Total Offense	222.0	123	17	218.0	125	14
Total Defense	542.0	131	17	586.0	132	14
Passing Offense	172.0	90	14	142.0	108	11
Passing Defense	284.0	119	16	404.0	133	14
Rushing Offense	50.0	126	16	76.0	120	13
Rushing Defense	258.0	125	17	182.0	106	12
Third Down Conversions	.100	129	17	.286	106	14
Third Down Defense	.583	126	16	.467	106	11
Red Zone Offense	1.000	T-1	T-1	.500	111	12
Red Zone Defense	.600	39	3	1.000	71	8
Turnover Margin	-2	113	14	-1	97	12
Tackles for Loss	3.0	109	15	3.0	109	12
Sacks	0.0	136	17	1.0	86	10

2025 SCHEDULE & RESULTS



TCU
Sept. 1
L, 48-14
ESPN



at Charlotte
Sept. 6
7 p.m.
ESPN+



Richmond
Sept. 13
3:30 p.m.
ACC Network



at UCF
Sept. 20
TBA
TBA



Clemson*
Oct. 4
TBA
TBA



at California*
Oct. 17
10:30 p.m.
ESPN



Virginia*
Oct. 25
TBA
TBA



at Syracuse*
Oct. 31
7:30 p.m.
ESPN



Stanford*
Nov. 8
TBA
TBA



at Wake Forest*
Nov. 15
TBA
TBA



Duke*
Nov. 22
TBA
TBA



at NC State*
Nov. 29
TBA
TBA

*Indicates Atlantic Coast Conference Game, All times Eastern

GENERAL INFORMATION	
School	University of North Carolina
Location	Chapel Hill, N.C.
Founded	1789
Enrollment	20,566
Nickname	Tar Heels
School Colors	Carolina Blue and White
Stadium	Kenan Stadium
Capacity	50,500
Surface	Natural Grass
Affiliation/Conference	NCAA DI - FBS/ACC
Chancellor	Lee H. Roberts
Director of Athletics	Bubba Cunningham
STRATEGIC COMMUNICATIONS	
Assistant AD	Justin Wilson
Email	juwilson@unc.edu
Cell	336-660-8584
Football Secondary	Jordan Green
Email	jordan.green@unc.edu
Cell	419-571-7460
Website	GoHeels.com
Twitter/X	@UNCFootball
Facebook	/UNCFootball
Instagram	@uncfootball
CAROLINA FOOTBALL STAFF	
Head Coach	Bill Belichick
General Manager	Michael Lombardi
Offensive Coordinator/Tight Ends	Freddie Kitchens
Offensive Line Coach	Will Friend
Quarterbacks Coach	Matt Lombardi
Wide Receivers Coach	Garrick McGee
Running Backs Coach	Natrone Means
Offensive Assistant	Corey Gaynor
Offensive Assistant	Manny Miles
Offensive Assistant	Caleb Pickrell
Defensive Coordinator/Linebackers	Steve Belichick
Defensive Line Coach	Bob Diaco
Defensive Backs/Safeties Coach	Brian Belichick
Cornerbacks Coach	Armond Hawkins
Inside Linebackers Coach	Jamie Collins
Outside Linebackers Coach	Ty Nichols
Special Teams Coordinator	Mike Priefer
Special Teams Assistant	Billy Miller
Director of Sports Performance	Moses Cabrera
Director of Sports Medicine	Dr. Mario Ciocca
Staff Athletic Trainer	Luke Ross
Head Equipment Manager	Jason Freeman

THE OPPONENT

- ▶ Tim Albin begins his first season leading the 49ers, hired as the program's fourth head coach on December 8th.
- ▶ A year ago, Charlotte ended the season at 5-7 (4-4 American), finishing 2024 winning two-straight contests.
- ▶ Last weekend, Charlotte began the 2025 campaign with a 34-11 defeat courtesy of Appalachian State, in the Duke's Mayo Bowl Kickoff Classic.
- ▶ Under center, the 49ers are led by quarterback Conner Harrell, who spent the previous three seasons with the Tar Heels.

TAR HEEL NOTES

A Win Over Charlotte Would.....

- ▶ Be Carolina's 752nd all-time victory in program history.
- ▶ Give Coach Belichick his first win at the college level and his first win at Carolina.
- ▶ Be Carolina's second all-time win over the 49ers, the first in The Queen City.
- ▶ Give the Tar Heels their 11th all-time victory in the city of Charlotte, including the third consecutive in the regular season.
- ▶ Be Carolina's seventh-straight non-conference victory over a fellow North Carolina program.

Series History: Charlotte

- ▶ Saturday is the second all-time meeting between the two programs.
- ▶ The Tar Heels lead the matchup, 1-0, after a 38-20 victory in Kenan Stadium last September.

All-Time Meetings:

- ▶ Sept. 7, 2024 in Chapel Hill - Win, 38-20

In-State Clash

- ▶ Entering the matchup versus the 49ers, Carolina has won six-straight in-state non-conference matchups.

Carolina's Non-Conference Win Streak Over North Carolina Programs:

- ▶ Dec. 5, 2020 vs. Western Carolina - Win, 49-9
- ▶ Sept. 3, 2022 at Appalachian State - Win, 63-61
- ▶ Sept. 9, 2023 vs. Appalachian State - Win, 40-34 (20T)
- ▶ Nov. 4, 2023 vs. Campbell - Win, 59-7
- ▶ Sept. 7, 2024 vs. Charlotte - Win, 38-20
- ▶ Sept. 14, 2024 vs. NC Central - Win, 45-10

2025 CHARLOTTE SCHEDULE		
AZ9	Appalachian State	L, 34-11
S6	North Carolina	7 PM
S13	Monmouth	6 PM
S18	Rice*	7:30 PM
O3	at USF*	7 PM
O11	at Army*	Noon
O18	Temple*	TBA
O24	North Texas*	7 PM
N8	at East Carolina*	TBA
N15	UTSA*	TBA
N22	at Georgia	12:45 PM
N29	at Tulane*	TBA
All times Eastern		
* - American Contest		



THE LAST MEETING

CHARLOTTE (0-2)	3	3	7	7	-	20
CAROLINA (2-0)	14	7	10	7	-	38

SEPT. 7, 2024 | KENAN STADIUM | CHAPEL HILL, N.C. | ATTENDANCE: 48,431

North Carolina’s defense allowed just 49 rushing yards as the Tar Heels beat in-state foe Charlotte, 38-20, in week two of the 2024 campaign.

Meanwhile, UNC piled up 269 yards on the ground to dominate time of possession and essentially control the action from start to finish.

After Charlotte scored an early second-half touchdown to pull within 21-13, Carolina scored 17 unanswered points to put things out of reach at 38-13 with 6:39 remaining in the fourth quarter.

The Tar Heels won their seventh consecutive home opener and have started the season 2-0 for the third year in a row.

Conner Harrell made his second career start at quarterback and was efficient leading the Carolina offense. He completed 16 of 25 passes for 219 yards and two touchdowns, connecting on 64 percent of his attempts.

Davion Gause ran 16 times for 105 yards and a touchdown for UNC, with Omarion Hampton adding 77 yards on 11 attempts.

Ten different Tar Heels caught passes in a balanced attack that totaled 490 offensive yards. Carolina limited the 49ers to 49 yards rushing on 25 carries. After allowing just 78 yards on the ground in its season-opening win at Minnesota, UNC has allowed only 127 total rushing yards in its 2-0 start to the 2024 season.

The Tar Heels racked up 28 first downs to just 13 for Charlotte, and the 49ers converted just 2 of 14 third-down attempts.

STAT LEADERS

CAROLINA

Rushing	Att	Yds	TD
Gause	16	105	1
Hampton	11	77	0
Harrell	9	39	1
Totals	45	269	3

Passing	C-A-I	Yds	TD
Harrell	16-25-1	219	2
Totals	17-26-1	221	2

Receiving	No.	Yds	TD
Nesbit	3	47	1
Hood	3	29	0
Jones	2	31	0
Hamilton	1	58	1
Totals	17	221	2

CHARLOTTE

Rushing	Att	Yds	TD
Wilson	8	29	0
Purdie	3	6	0
Kellman	5	8	0
Totals	25	49	0

Passing	C-A-I	Yds	TD
Brown	8-12-0	175	0
Purdie	9-19-0	134	2
Totals	17-31-0	309	2

Receiving	No.	Yds	TD
Mack	5	118	0
Weber	3	35	0
Kennon	2	28	1
Rutledge	1	28	1
Totals	17	309	2

SCORING SUMMARY

Qtr	Time	Team	Scoring Play
1st	8:43	UNC	Nesbit 30-yard TD pass from Harrell (Burnette PAT)
1st	4:43	CLT	Cunanan 25-yard FG
1st	3:16	UNC	McCollum 37-yard rushing TD (Burnette PAT)
2nd	12:29	CLT	Cunanan 20-yard FG
2nd	6:00	UNC	Harrell 4-yard rushing TD (Burnette PAT)
3rd	11:46	CLT	Kennon 5-yard TD pass from Purdie (Cunanan PAT)
3rd	10:54	UNC	Hamilton 58-yard TD pass from Harrell (Burnette PAT)
3rd	4:09	UNC	Burnette 44-yard FG
4th	6:39	UNC	Gause 1-yard rushing TD (Boyd PAT)
4th	4:51	CLT	Rutledge 28-yard TD pass from Purdie (Cunanan PAT)

NATIONAL POLLS

ASSOCIATED PRESS (WEEK 2)

Rank	School	Points	Record
1	Ohio State	1636 (55)	1-0
2	Penn State	1558 (7)	1-0
3	LSU	1514 (3)	1-0
4	Georgia	1410	1-0
5	Miami (Fla.)	1360	1-0
6	Oregon	1302 (1)	1-0
7	Texas	1293	0-1
8	Clemson	1135	0-1
9	Notre Dame	1068	0-1
10	South Carolina	882	0-1
11	Illinois	855	1-0
12	Arizona State	850	1-0
13	Florida	737	1-0
14	Florida State	705	1-0
15	Michigan	686	1-0
16	Iowa State	566	2-0
17	SMU	561	1-0
18	Oklahoma	519	1-0
19	Texas A&M	424	1-0
20	Ole Miss	393	1-0
21	Alabama	360	0-1
22	Tennessee	339	1-0
23	Indiana	257	1-0
24	Texas Tech	247	1-0
25	Utah	227	1-0

2025 Opponents Receiving Votes: TCU (49), Duke (4), Virginia (2)

AFCA COACHES (WEEK 2)

Rank	School	Points	Record
1	Ohio State	1666 (59)	1-0
2	Penn State	1574 (6)	1-0
3	Georgia	1518 (1)	1-0
4	LSU	1469 (1)	1-0
5	Oregon	1381	1-0
6	Texas	1339	0-1
7	Miami (Fla.)	1304	1-0
8	Clemson	1067	0-1
9	Notre Dame	1038	0-1
10	Arizona State	957	1-0
11	South Carolina	915	1-0
12	Illinois	909	1-0
13	Michigan	725	1-0
14	Ole Miss	668	1-0
15	Florida	638	1-0
16	SMU	602	1-0
17	Tennessee	563	1-0
18	Iowa State	528	2-0
19	Florida State	491	1-0
20	Alabama	390	0-1
21	Indiana	369	1-0
22	Texas A&M	363	1-0
23	Texas Tech	253	1-0
24	Oklahoma	251	1-0
25	BYU	163	1-0

2025 Opponents Receiving Votes: TCU (33), Duke (5)





TAR HEEL TRENDS

Overall	0-1
ACC	0-0
Non-Conference	0-1
Home	0-1
Away	0-0
Neutral	0-0
Current overall streak	Lost 4
Current home streak	Lost 2
Current conference streak	Lost 2
Current road streak	Lost 1
Current neutral site streak	Lost 1
Current bowl streak	Lost 5
Last win	11/16/24 vs. Wake Forest, 31-24
Last loss	9/1/25 vs. TCU, 48-14
Day game	0-0
Night game	0-1
ESPN	0-1
ESPN2	0-0
ESPN+	0-0
ACC Network	0-0
September	0-1
October	0-0
November	0-0
vs. FBS Top-25 teams	0-0
vs. FBS non-ranked teams	0-1
On artificial turf	0-0
On natural grass	0-1
Scoring first	0-1
Opponent scores first	0-0
Leading after 1st quarter	0-0
Trailing after 1st quarter	0-0
Tied after 1st quarter	0-1
Leading at halftime	0-0
Trailing at halftime	0-1
Tied at halftime	0-0
Leading after 3rd quarter	0-0
Trailing after 3rd quarter	0-1
Tied after 3rd quarter	0-0
Overtime	0-0
Scoring 0-14 points	0-1
Scoring 15-28 points	0-0
Scoring 29-39 points	0-0
Scoring 40+ points	0-0
Allowing 0-14 points	0-0
Allowing 15-28 points	0-0
Allowing 29+ points	0-1
With 100-yard rusher	0-0
Allow 100-yard rusher	0-1
With 300-yard passer	0-0
Allow 300-yard passer	0-0
Outgain opponent	0-0
Total offense 300+ yards	0-0
Allow 300+ yards total offense	0-1
Total offense 400+ yards	0-0
Allow 400+ yards total offense	0-1
Total offense 500+ yards	0-0
Allow 500+ yards total offense	0-1
Total offense 600+ yards	0-0
Allow 600+ yards total offense	0-0
No turnovers	0-0
Less than three turnovers	0-0
Three or more turnovers	0-1
No takeaways	0-0
Two or more takeaways	0-0
Commit fewer turnovers	0-0
Equal turnovers	0-0
Commit more turnovers	0-1
Control time of possession	0-0
Opponent controls time of possession	0-1
Games decided by 1-8 points	0-0
Games decided by 9-16 points	0-0
Games decided by 17-24 points	0-0
Games decided by 25+ points	0-1
Win Coin Toss	0-0
Lose Coin Toss	0-1
Blue Jerseys	0-1
White Jerseys	0-0

TAR HEEL NOTES

New Era In Chapel Hill

- On December 11, 2024, Bill Belichick was named head coach of the University of North Carolina football program.
- Belichick became the 12th head coach to lead the program since Carolina began play in the Atlantic Coast Conference (1953).
- An eight-time Super Bowl champion, Belichick won two titles as a defensive coordinator with the New York Giants, and six as the head coach of the New England Patriots.
- Belichick's father, Steve, was an assistant coach for the Tar Heels from 1953-1955, before going on to become an assistant coach for more than three decades at the United States Naval Academy.
- Belichick's is the second Super Bowl winning head coach to become a college head coach after winning the Super Bowl, joining Bill Walsh.

From The Notes: TCU Recap

- Since joining the ACC in 1953, North Carolina is 17-27 in season opening contests versus a Power Conference opponent.
- Carolina opened the season on a non-Saturday for the fourth time in program history, the first since 1941.
- The Tar Heels opened the season with a seven play, 83 yard touchdown drive in 3:59. The scoring drive was the fastest to start a season since 2014 (2:11 vs. Liberty).
- Caleb Hood's opening-drive rushing touchdown was his third career on the ground, the first since 2023.
- In the third quarter, quarterback Max Johnson connected on his 48th career passing touchdown, his first as a Tar Heel. The passing score was his first since Nov. 4, 2023 during his time at Texas A&M, also caught by his brother, Jake.
- Defensive back Kaleb Cost snagged his first interception of the year midway through the second quarter, his third career takeaway.
- Tom Maginness' 51-yard punt in the third quarter was his ninth career punt of 50-or-more yards.

Head Coaches In The Debut

- After the season opener versus TCU, head coaches in their first game leading the program are 26-12-2 all-time.
- Following Monday night's matchup, Coach Belichick is 0-3 in his first game as head coach of a team, with his head coach debut coming 34 years to the day:
 - Cleveland Browns (Sept. 1, 1991) vs. Dallas Cowboys - Loss, 26-14
 - New England Patriots (Sept. 3, 2000) vs. Tampa Bay Buccaneers - Loss, 21-16
 - North Carolina (Sept. 1, 2025) vs. TCU - Loss, 48-14

New Faces, New Places

- The 2025 roster features 38 returners and 70 newcomers.
- Of the newcomers, 40 arrived in Chapel Hill via the transfer portal and the 2025 Tar Heel roster includes 30 true freshmen.
- The 40-player transfer class arrives at Carolina with 678 career games played at the Division I level (FBS or FCS) entering the 2025 campaign.

The 33rd Team

- Since his hiring, Coach Belichick has detailed his vision to make Carolina the "33rd NFL team", with everything in the program centered around a professional mindset.
- The Tar Heels' staff in the Kenan Football Center embodies the message, with more than 240 years of combined NFL experience.



TAR HEEL NOTES (Cont.)

Southpaw Slingers

- Carolina enters the 2025 season with six quarterbacks on the roster, four who throw left handed:
 - Gio Lopez: No. 7
 - Au'Tori Newkirk: No. 10
 - Max Johnson: No. 14
 - Andres Miyares Jr.: No. 18
- The most previous Tar Heel left-handed quarterback who was the primary starter was Nathan Elliott (2018).

Under Center

- The Tar Heels enter 2025 with two quarterbacks holding considerable experience under their belts, Max Johnson and Gio Lopez.
- Johnson, in his second year with the program, started for the Tar Heels in the season opening win at Minnesota a year ago, before suffering a season-ending lower-body injury.
- Johnson arrived in Chapel Hill after spending four years as the primary starter at LSU and Texas A&M.
- The son of Super Bowl champion Brad Johnson, Max's brother, Jake, is a tight end for the Tar Heels.
- Lopez begins his first season in the Carolina Blue, joining the program after the spring transfer portal window.
- In 2024 at South Alabama, Lopez started 11 of 13 games for the Jaguars, earning All-Sun Belt honorable mention honors.
- The quarterback tandem helps Carolina rank in the top-five as a team in the Atlantic Coast Conference entering the 2025 campaign in numerous categories (FBS stats only):
 - Career Games Played: Tied Fourth (47)
 - Career Starts: Second (35)
 - Career Passing Attempts: Third (1,176)
 - Career Passing Yards: Second (8,957)
- Carolina's quarterback depth chart also includes:
 - Bryce Baker (No. 2): True Freshman
 - Au'Tori Newkirk (No. 10): True Freshman
 - DJ Mazzone (No. 15): Sophomore
 - Andres Miyares Jr. (No. 18): Redshirt-Freshman

Protectors Up Front

- Carolina welcomed 11 new faces (eight transfers, three true freshmen) to the offensive line room entering the new year:
 - Daniel King (No. 52): Troy
 - Christo Kelly (No. 53): Holy Cross
 - Miles McVay (No. 54): Alabama
 - Jakai Moore (No. 55): South Carolina
 - Jordan Hall (No. 66): UAB
 - Chad Lindberg (No. 69): Rice
 - William Boone (No. 71): Prairie View A&M
 - Will O'Steen (No. 73): Jacksonville State
 - Byron Nelson (No. 70): Freshman
 - Eidan Buchanan (No. 72): Freshman
 - Trey Blue (No. 77): Freshman
- The Tar Heels return Jani Norwood (No. 56), Bo Burkes (No. 57), Austin Blaske (No. 58), Aidan Banfield (No. 68) and Trevyon Green (No.

78) who appeared or started in a game a season ago.

- The Carolina offensive line's average listed weight is 318.7 lbs, compared to 2024's average of 304.8 lbs.

Getting Defensive

- New Carolina defensive coordinator Steve Belichick spent the 2024 campaign in the same role at the University of Washington, leading the defense in head coach Jedd Fisch's first season with the Huskies.
- With the transition from Washington to Carolina, Belichick brought along Armond Hawkins as the Carolina cornerbacks coach, along with defensive transfers Thaddeus Dixon (No. 1), Khmori House (No. 7) and Peyton Waters (No. 17).
- A season ago, Dixon earned honorable mention All-Big Ten as a cornerback for the Huskies, and House collected College Football Network All-America recognition at linebacker.
- Washington's pass defense numbers nationally during the 2024 season:
 - Passing Yards Allowed: Fifth (166.8/game)
 - Opponent Yards Per Pass Attempt: Third (5.68/attempt)
 - Total Passing Yards Allowed: Fourth (2,001)
 - Total Completions Allowed: 14th (194)

Lombardi Named General Manager

- Michael Lombardi, a three-time Super Bowl champion as an executive with over 30 years of experience in NFL front offices, was named general manager of the Carolina Football program on December 17, 2024.
- Lombardi's career in the NFL has been spent working with the New England Patriots, San Francisco 49ers, Oakland Raiders, Denver Broncos, Philadelphia Eagles and Cleveland Browns.
- Lombardi nine seasons with the Cleveland Browns from 1987-95, overlapping with Bill Belichick's tenure as head coach (1991-95).
- Prior to reuniting with Belichick in New England (2014-16), Lombardi was the general manager of the Browns in 2013.

On The Ground

- Since 2019, Carolina has the most 1,000-yard rushers in the country, with six:
 1. North Carolina (6)
 - Omarion Hampton (2024): 1,660 yards
 - Omarion Hampton (2023): 1,504 yards
 - Ty Chandler (2021): 1,092 yards
 - Michael Carter (2020): 1,245 yards
 - Javonte Williams (2020): 1,140 yards
 - Michael Carter (2019): 1,003 yards
 2. Oregon (5)
 - A year ago, Hampton's 1,660 yards on the ground was third nationally, leading the Atlantic Coast Conference.



TAR HEEL NOTES

Awards And Honors

► Awards and honors given to Tar Heels thus far in 2025:

Phil Steele Preseason All-ACC Team

- Thaddeus Dixon (Second Team)
- Daniel King (Third Team)
- Spencer Triplett (Third Team)
- Davion Gause (Fourth Team)

Dick Butkus Award Preseason Watch List

- Andrew Simpson

Allstate Wuerffel Trophy Watch List

- Will Hardy

Patrick Mannelly Award Watch List

- Spencer Triplett

Doak Walker Award Watch List

- Davion Gause

Rimington Trophy Watch List

- Austin Blaske

Comeback Player of the Year Award Watch List

- Max Johnson

Senior Bowl Top 300 List

- Marcus Allen
- Thaddeus Dixon
- Daniel King

East/West Shrine Bowl Watch List

- Marcus Allen
- Austin Blaske
- Kaleb Cost
- Thaddeus Dixon
- Gavin Gibson
- Trevyon Green
- Daniel King
- Jakai Moore
- Rece Verhoff

Grass Is Back

- Kenan Stadium is returning to its roots in 2025, as natural grass was reinstalled prior to the season.
- The footprint, which includes a synthetic turf perimeter, mirrors the look of Kenan Stadium's natural grass field from 2017-19.
- The project, funded by The Ram's Club, included 67,000 square feet of sod, installed by Carolina Green.

Lombardi's 2024 At Oregon

- Quarterback coach Matt Lombardi arrived in Chapel Hill after spending last season on staff at Oregon, as an offensive analyst working with the quarterbacks.
- Lombardi worked alongside former Ducks' signal caller Dillon Gabriel, who finished the season as a Heisman Finalist and Big Ten Offensive Player of the Year, throwing for a career-high 3,857 yards and 30 touchdowns.
- Last season with Lombardi on staff, Oregon secured the Big Ten Championship and the No. 1 seed in the College Football Playoff.
- Before his stop in Eugene, Lombardi worked with the Las Vegas Raiders (2023), Carolina Panthers (2020-22) and Miami Dolphins (2019) in the NFL, also working in the college ranks at Baylor (2017-18) and Louisville (2014-16).

Replacing Omarion

- Carolina looks to replace running back Omarion Hampton, who scattered his name throughout the Tar Heel record book in three seasons.
- In his three-year career, Hampton rushed for 3,565 yards (fourth all-time) and 36 rushing touchdowns (third all-time).
- Last fall, Hampton posted 1,660 yards (second all-time) and 15 touchdowns, becoming the ninth Tar Heel with multiple seasons of 1,000-or-more yards.
- A two-time All-ACC selection and two-time Doak Walker Award Finalist, Hampton collected All-America honors 10 times during his final two years as a Tar Heel.
- Hampton was selected 22nd overall in the first round of the 2025 NFL Draft in April, by the Los Angeles Chargers. Omarion became the third Carolina running back selected in the first round of the NFL Draft, the first since 1971:
 - 2025: Omarion Hampton (22nd overall to the LA Chargers)
 - 1971: Don McCauley (22nd overall to the Baltimore Colts)
 - 1965: Ken Willard (2nd overall to the San Francisco 49ers)

Heading Abroad In '26

- Carolina will open the 2026 season against TCU in Dublin, Ireland, participating in the 2026 Aer Lingus College Football Classic at Aviva Stadium.
- The 2026 matchup against the Horned Frogs will be the fifth all-time meeting in the international series, as the Tar Heels will become the fourth ACC team to compete in the classic.
- Next year's opener will be the first international game in program history, and the second all-time game outside of the continental United States, joining the 1986 Aloha Bowl in Hawaii.

TAR HEEL NOTES

ACC Preseason Poll

► Carolina was picked eighth in the 2025 ACC Preseason poll, voted on by media members in July:

1. Clemson: 3083 (167)
2. Miami: 2679 (7)
3. SMU: 2612 (2)
4. Georgia Tech: 2397 (2)
5. Louisville: 2370
6. Duke: 1973
7. Florida State: 1920 (4)
- 8. North Carolina: 1611**
9. Pitt: 1571
10. NC State: 1505
11. Virginia Tech: 1412 (1)
12. Syracuse: 1381
13. Boston College: 953
14. Virginia: 871
15. California: 659
16. Wake Forest: 576
17. Stanford: 426

► In the 2025 season, Carolina will face Clemson (No. 1), Duke (No. 6), NC State (No. 10), Syracuse (No. 12), Virginia (No. 14), California (No. 15), Wake Forest (No. 16) and Stanford (No. 17).

Weight Room Warriors

► Head coach Bill Belichick added former New England Patriots strength coach Moses Cabrera to staff as the program's Director of Sport Performance.

► Cabrera spent 13 seasons with the Patriots, as an assistant strength coach (2011-15) before being promoted to head strength coach (2016-23). Prior to this time in New England, Cabrera spent time in the college ranks at Fresno State (2004-09) and Colorado (2010).

Classroom Success

► In May, the NCAA announced its annual Academic Progress Rate, collecting a four-year rate of 996 (out of 1,000).

► The metric ranked first in the Atlantic Coast Conference and third nationally among football programs.

Multi-Sport Tar Heels

► Two members of the 2025 football roster are also affiliated with the Tar Heel men's lacrosse program, tight end Paul Barton and defensive back Jermaine Anderson.


► A member of the lacrosse program from 2022-25, Barton was a 2023 honorable mention All-America defenseman. Barton is the son of former Tar Heel offensive lineman Harris Barton, a 2021 College Football Hall of Fame member and two-time first team All-Pro for the San Francisco 49ers.

► Anderson, a freshman defensive back, begins his first season with the football and lacrosse programs at UNC, after graduating from Calvert Hall College High School in Maryland.

Pro Heels

► As of Aug. 27, the Tar Heels had 20 former players on active NFL rosters:

- British Brooks: Houston Texans
- Dyami Brown: Jacksonville Jaguars
- Ty Chandler: Minnesota Vikings
- Josh Downs: Indianapolis Colts
- Joshua Ezeudu: New York Giants
- Cedric Gray: Tennessee Titans
- Omarion Hampton: Los Angeles Chargers
- Charlie Heck: Tampa Bay Buccaneers
- Cole Holcomb: Pittsburgh Steelers
- Mack Hollins: New England Patriots
- Sam Howell: Philadelphia Eagles
- Alijah Huzzie: Houston Texans
- Willie Lampkin: Philadelphia Eagles
- Drake Maye: New England Patriots
- Asim Richards: New Orleans Saints
- M.J. Stewart: Houston Texans
- Chazz Surratt: Seattle Seahawks
- Mitchell Trubisky: Buffalo Bills
- Devontez Walker: Baltimore Ravens
- Javonte Williams: Dallas Cowboys



IN LOVING MEMORY OF TYLEE CRAFT

◆◆◆ 2001-2024 ◆◆◆

Tylee Craft, a graduate student from Sumter, S.C. and wide receiver on the Carolina football team, passed away on Oct. 12, 2024 after a two-year battle with cancer at the tender age of 23.

As a player, Craft appeared in 11 games over his first two seasons in 2020 and 2021. He was diagnosed with stage four large cell neuroendocrine carcinoma, a rare form of lung cancer, in March of 2022. Craft was subsequently named the 2022 Disney Spirit Award winner as the most inspirational figure in college football and was also a member of the Uplifting Athletes Rare Disease Champion Team.

Craft fought courageously and was an inspiration to UNC's campus, his coaches and teammates, and everyone who knew him and drew strength from his determination and spirit.

In his honor, the UNC football nutrition office was re-named the Tylee Craft Nutrition Center.





2025 NORTH CAROLINA ROSTER

No.	Name	Pos.	Ht.	Wt.	Year	Hometown/Previous School
0	Alex Taylor	WR	6-2	190	r-Fr.	Greensboro, N.C./Grimsley
0	Ty White	DB	5-10	185	So.	Buford, Ga./Buford
1	Thaddeus Dixon	DB	6-1	185	r-Sr.	Los Angeles, Calif./Washington
1	Jordan Shipp	WR	6-2	190	So.	Charlotte, N.C./Providence Day
2	Bryce Baker	QB	6-3	205	Fr.	Kernersville, N.C./East Forsyth
2	Andrew Simpson	LB	6-2	220	r-Sr.	Wilder Ave, Calif./Boise State
3	Chris Culliver	WR	6-2	195	Jr.	Maiden, N.C./Maiden
3	Malcolm Ziglar	DB	6-3	195	So.	Fuquay-Varina, N.C./Fuquay-Varina
4	Mikai Gbayer	LB	6-2	230	Gr.	Irvington, N.J./IMissouri)
4	Caleb Hood	RB	6-0	220	r-Sr.	Rockingham, N.C./Richmond Senior
5	Gavin Gibson	DB	6-0	185	r-Sr.	Hickory, N.C./Hough
5	Jason Robinson Jr.	WR	5-10	150	r-Fr.	Long Beach, Calif./Washington
6	D'Antre Robinson	DT	6-4	315	r-Fr.	Orlando, Fla./Florida
6	Dayton Sneed	WR	6-0	196	r-So.	Hermitage, Tenn./Tennessee
7	Khmori House	LB	6-0	215	r-So.	Pasadena, Calif./Washington
7	Gio Lopez	QB	6-0	203	r-So.	Madison, Ala./South Alabama
8	Kobe Paysour	WR	6-1	190	r-Sr.	Kings Mountain, N.C./Kings Mountain
8	Smith Vilbert	DE	6-6	282	r-Sr.	Montvale, N.J./Penn Stat)
9	Melkart Abou-Jaoude	DL	6-5	260	r-Jr.	Newton, N.J./Delaware
9	Javarius Green	WR	5-10	195	r-Fr.	Shelby, N.C./Crest
10	Au'Tori Newkirk	QB	6-3	200	Fr.	Norfolk, Va./Maury
10	Pryce Yates	DL	6-4	265	r-Sr.	San Antonio, T.X./Reagan
11	Ty Adams	DB	5-11	180	r-So.	Swainsboro, Ga./Swainsboro
11	Paul Billups II	WR	6-2	195	r-So.	Chesapeake, Va./Western Branch
12	Demon June	RB	5-11	215	Fr.	Jacksonville, N.C./Jacksonville
12	Greg Smith	DB	6-4	195	r-Fr.	Riverview, Fla./Florida
14	Max Johnson	QB	6-5	225	Sr.	Athens, Ga./Texas A&M
15	Nathan Leacock	WR	6-3	217	r-So.	Rolesville, N.C./Tennessee
15	DJ Mazzone	QB	6-0	175	So.	Atlanta, Ga./IMG Academy
15	Tre Miller	DB	5-10	180	r-So.	Birmingham, Ala./Deer Creek (Okla.)
16	Coleman Bryson	DB	6-2	210	r-Jr.	Waynesville, N.C./Minnesota
17	Peyton Waters	DB	6-1	185	So.	Northridge, Calif./Washington
17	Adrian Wilson	WR	6-1	170	Fr.	Pflugerville, Texas/Colorado
18	Connor Cox	TE	6-6	250	r-So.	Jacksonville, Fla./South Carolina
18	Andres Miyares Jr.	QB	6-1	210	r-Fr.	Miami, Fla./Belen Jesuit
18	Jaiden Patterson	DB	6-1	195	So.	Dacula, Ga./Mill Creek
19	Jake Johnson	TE	6-6	240	r-Jr.	Athens, Ga./Texas A&M
19	Reggie Love II	DB	5-8	175	r-So.	Raleigh, N.C./Rolesville
20	Jaylon Nichols	RB	6-0	185	Fr.	Monroe, La./Neville
20	Jalon Thompson	DB	5-11	185	So.	Orlando, Fla./Olympia
21	Kaleb Cost	DB	5-11	195	Jr.	Atlanta, Ga./Sandy Creek
21	Davion Gause	RB	5-11	215	So.	Opa-locka, Fla./Chaminade-Madonna
23	Kristian Dunbar-Hawkins	DB	5-11	185	r-Fr.	Inland Empire, Calif./UCLA
23	Charleston French	RB	5-9	205	r-So.	Amory, Miss./Itawamba CC
24	Javion Butts	DB	6-1	175	Fr.	Gray, Ga./Jones County
25	Joseph Mupoyi	DE	6-5	261	r-Fr.	Kinshasa, DR of the Congo/Penn State
26	Khalil Conley	DB	5-11	185	r-Fr.	Asheville, N.C./Christ School
26	Jo Jo Troupe	RB	5-8	200	Fr.	Tampa, Fla./Berkeley Prep
27	Jaylen McGill	RB	5-10	200	Fr.	Spartanburg, S.C./Mount View Prep
27	Graham Reintjes	DB	6-1	185	Fr.	Austin, Texas/Regents School
28	Benjamin Hall	RB	5-11	235	r-So.	Kennesaw, Ga./Michigan
28	Chinedu Onyeagoro	LB	6-2	220	Fr.	Los Angeles, Calif./King
29	Marcus Allen	DB	6-2	190	Sr.	Marietta, Ga./Walton
30	Evan Bennett	LB	6-2	230	r-Fr.	Eatonton, Ga./Gatewood School
31	Will Hardy	DB	6-2	205	Sr.	Lawrenceville, Ga./Greater Atlanta Christian
32	Jermaine Anderson	DB	6-2	195	Fr.	Fredricksburg, Va./Calvert Hall
33	Tyler Houser	LB	6-2	220	Fr.	Sparta, N.J./Pope John XXIII
33	Henry Martello	FB	6-4	250	Fr.	Culver, Ind./Culver
40	Tyler Thompson	LB	6-4	225	r-So.	Cary, N.C./Panther Creek
41	Jonathan Agumadu	LB	6-2	220	r-Fr.	Dallas, Texas/Oklahoma State
42	Spencer Triplett	LS	6-1	240	r-Sr.	Shelby, N.C./Shelby
43	Lantz Pascal	LB	6-1	225	Fr.	Fort Lauderdale, Fla./St. Thomas Aquinas



2025 NORTH CAROLINA ROSTER

No.	Name	Pos.	Ht.	Wt.	Year	Hometown/Previous School
44	Jake Bauer	LB	6-1	225	Fr.	West Chester, Pa./Malvern Prep
47	Austin Alexander	LB	6-3	240	Fr.	Burlington, Ky./Cooper
48	Gannon Burt	LS	6-1	205	r-So.	Fort Mill, S.C./Florida
51	Peter Pesansky	OL	6-2	290	r-Fr.	Tampa, Fla./Jesuit
52	Daniel King	OL	6-5	340	r-Sr.	Cairo, Ga./Troy
53	Christo Kelly	OL	6-4	305	r-Sr.	Wilmette, Ill./Holy Cross
54	Timir Hickman-Collins	LB	6-2	215	r-Fr.	Fort Mill, S.C./Florida State
54	Miles McVay	OL	6-6	350	r-So.	East Saint Louis, Ill./Alabama
55	Jakai Moore	OL	6-6	318	r-Sr.	Nokesville, Va./South Carolina)
56	Jani Norwood	OL	6-4	290	r-Fr.	Ramsuer, N.C./Eastern Randolph
57	Bo Burkes	OL	6-2	305	r-Jr.	Centreville, Ala./Bibb County
58	Austin Blaske	OL	6-5	310	r-Sr.	Effingham County, Ga./Georgia
66	Jordan Hall	OL	6-8	336	r-So.	Columbus, Ohio/UAB
68	Aidan Banfield	OL	6-3	300	So.	Buford, Ga./Mill Creek
69	Chad Lindberg	OL	6-6	315	r-Sr.	League City, Texas/Rice
70	Byron Nelson	OL	6-3	300	Fr.	Katy, Texas/Katy
71	William Boone	OL	6-6	340	r-Jr.	Conyers, Ga./Prairie View A&M
72	Eidan Buchanan	OL	6-9	330	Fr.	Montgomery Village, Md./Good Counsel
73	Will O'Steen	OL	6-3	230	r-Sr.	Anniston, Ala./Jacksonville State
77	Trey Blue	OL	6-6	330	Fr.	Cary, N.C./Cary
78	Trevyon Green	OL	6-7.5	340	r-Jr.	Prince George, Va./Life Christian Academy
80	Jordan Owens	TE	6-6	255	Sr.	McGehee, Ark./Oklahoma State
81	Aziah Johnson	WR	6-0	175	r-So.	Richmond, V.A./Michigan State
82	Yasir Smith	TE	6-5	265	Fr.	Summerville, S.C./Summerville
83	Kennedy Uzoma	WR	6-5	210	Fr.	Beltsville, Md./St. John's Catholic Prep
84	Shamar Easter	TE	6-5	215	r-So.	Ashdown, Ark./Arkansas
84	Laderion Williams	DL	6-4	310	Fr.	Hiram, Ga./Douglas County
85	Shanard Clower	WR	5-9	165	Fr.	Lakeland, Fla./Lakeland
86	Kamarion Thomas	DL	6-3	280	Fr.	Saint Albans, N.Y./Erasmus Hall
86	Madrid Tucker	WR	5-10	170	Fr.	Lehigh Acres, Fla./Fort Myers
87	Trey Giddens	DT	6-3	275	Fr.	Virginia Beach, Va./Green Run
87	Cort Halsey	TE	6-3	230	r-So.	Atherton, Calif./Menlo School
88	Deems May	TE	6-2	230	r-Jr.	Charlotte, N.C./Myers Park
89	Paul Barton	TE	6-4	210	Gr.	Palo Alto, Calif./Sacred Heart Prep
89	Emmanuel Nwaiwu	DL	6-4	250	Fr.	Chateauguay, Quebec/Vanier College
90	Xavier Lewis	DL	6-0	250	Fr.	Raleigh, N.C./Leesville Road
90	Rece Verhoff	K	5-11	190	Gr.	Columbus Grove, Ohio/Marshall
91	Leroy Jackson	DL	6-1	290	r-Fr.	Leesburg, Ga./Lee County
92	CJ Mims	DL	6-2	300	Jr.	Vanceboro, N.C./East Carolina
93	Devin Ancrum	DL	6-2	295	Fr.	Buford, Ga./Mill Creek
93	Jacob Horvath	P	6-1	190	Jr	Melbourne, Australia/Eastern Illinois
94	Isaiah Johnson	DL	6-2	275	r-Jr.	Chandler, Ariz./Arizona
95	Daniel Anderson	LB	6-1	245	r-Fr.	Memphis, Tenn./Germantown
96	Nicco Maggio	DL	6-1	290	Fr.	Buford, Ga./Buford
96	Tom Maginness	P	6-0	210	Sr.	Melbourne, Australia/Monash University
97	Guytano Bartolomeo	K	5-10	170	Fr.	Old Tappan, N.J./Bergen Catholic

Coaching Staff

Head Coach: Bill Belichick (Wesleyan '75) - First Season

Offensive Coordinator/Tight Ends: Freddie Kitchens (Alabama '98) - Third Season

Offensive Line Coach: Will Friend (Alabama '98) - First Season

Quarterbacks Coach: Matt Lombardi (Delaware '13) - First Season

Wide Receivers Coach: Garrick McGee (Oklahoma '96) - First Season

Running Backs Coach: Natrone Means (North Carolina '93) - Fifth Season

Defensive Coordinator/Linebackers: Steve Belichick (Rutgers '11) - First Season

Defensive Line Coach: Bob Diaco (Iowa '96) - First Season

Defensive Backs/Safeties Coach: Brian Belichick (Trinity '16) - First Season

Cornerbacks Coach: Armond Hawkins (Idaho '17) - First Season

Inside Linebackers Coach: Jamie Collins (Southern Mississippi '13) - First Season

Outside Linebackers Coach: Ty Nichols (Texas Tech '20) - First Season

Special Teams Coordinator: Mike Priefer (Navy '89) - First Season



2025 ROSTER BY POSITION

Quarterback (6)

2	Bryce Baker	14	Max Johnson
7	Gio Lopez	15	DJ Mazzone
10	Au'Tori Newkirk	18	Andres Miyares Jr.

Running Back (8)

4	Caleb Hood	23	Charleston French
12	Demon June	26	Jo Jo Troupe
20	Jaylon Nichols	27	Jaylen McGill
21	Davion Gause	28	Benjamin Hall

Fullback (1)

33	Henry Martello
----	----------------

Wide Receiver (14)

0	Alex Taylor	11	Paul Billups II
1	Jordan Shipp	15	Nathan Leacock
3	Chris Culliver	17	Adrian Wilson
5	Jason Robinson Jr.	81	Aziah Johnson
6	Dayton Sneed	83	Kenedy Uzoma
8	Kobe Paysour	85	Shanard Clower
9	Javarius Green	86	Madrid Tucker

Tight End (8)

18	Connor Cox	84	Shamar Easter
19	Jake Johnson	87	Cort Halsey
80	Jordan Owens	88	Deems May
82	Yasir Smith	89	Paul Barton

Offensive Line (17)

51	Peter Pesansky	68	Aidan Banfield
52	Daniel King	69	Chad Lindberg
53	Christo Kelly	70	Byron Nelson
54	Miles McVay	71	William Boone
55	Jakai Moore	72	Eidan Buchanan
56	Jani Norwood	73	Will O'Steen
57	Bo Burkes	77	Trey Blue
58	Austin Blaske	78	Trevyon Green
66	Jordan Hall		

Kicker (2)

90	Rece Verhoff	97	Guytano Bartolomeo
----	--------------	----	--------------------

Defensive Line (15)

6	D'Antre Robinson	89	Emmanuel Nwaiwu
8	Smith Vilbert	90	Xavier Lewis
9	Melkart Abou-Jaoude	91	Leroy Jackson
10	Pryce Yates	92	CJ Mims
25	Joseph Mupoyi	93	Devin Ancrum
84	Laderion Williams	94	Isaiah Johnson
86	Kamarion Thomas	96	Nicco Maggio
87	Trey Giddens		

Linebacker (13)

2	Andrew Simpson	41	Jonathan Agumadu
4	Mikai Gbayer	43	Lantz Pascal
7	Khmori House	44	Jake Bauer
28	Chinedu Onyeagoro	47	Austin Alexander
30	Evan Bennett	54	Timir Hickman-Collins
33	Tyler Houser	95	Daniel Anderson
40	Tyler Thompson		

Defensive Back (20)

0	Ty White	19	Reggie Love II
1	Thaddeus Dixon	20	Jalon Thompson
3	Malcolm Ziglar	21	Kaleb Cost
5	Gavin Gibson	23	Khristian Dunbar-Hawkins
11	Ty Adams	24	Javion Butts
12	Greg Smith	26	Khalil Conley
15	Tre Miller	27	Graham Reintjes
16	Coleman Bryson	29	Marcus Allen
17	Peyton Waters	31	Will Hardy
18	Jaiden Patterson	32	Jermaine Anderson






















Punter (2)

93	Jacob Horvath	96	Tom Maginness
----	---------------	----	---------------

Long Snapper (2)

42	Spencer Triplett	48	Gannon Burt
----	------------------	----	-------------

DEFENSE

DE		8	SMITH VILBERT 6-6 282 R-SR.	STATUS	Year 2025	T/S/A 2/2/0	TFL --	SACK --	FF --	PBU --	HIGHS	Year 2025	TOTAL 2	TFL --	SACK --	NOTABLES
				Career	22/12/10		8.0	4.5	2	1		Career	4	3.0	3.0	- Transferred from Penn State prior to the 2025 campaign. - Appeared in 35 games during his time at Penn State. - Has the Penn State bowl record and Outback Bowl record for sacks in a game (3.0).
		25	JOSEPH MUYOYI 6-5 261 R-FR.	STATUS	Year 2025	T/S/A --	TFL --	SACK --	FF --	PBU --	HIGHS	Year 2025	TOTAL --	TFL --	SACK --	NOTABLES
				Career	1/1/0		--	--	--	--		Career	1	--	--	- Transferred from Penn State prior to the 2025 campaign. - Appeared in two games last fall. - A four-star prospect and No. 3 overall prospect in Connecticut out of high school.
DT		6	D'ANTRE ROBINSON 6-4 315 R-FR.	STATUS	Year 2025	T/S/A 1/1/	TFL --	SACK --	FF --	PBU --	HIGHS	Year 2025	TOTAL 1	TFL --	SACK --	NOTABLES
				Career	18/8/10		3.0	1.5	1	--		Career	4	1.0	0.5	- Transferred from Florida prior to the 2025 campaign. - Played in 11 games last fall, earning one start. - A four-star recruit and No. 12 defensive lineman out of high school.
		94	ISAIAH JOHNSON 6-2 275 R-JR.	STATUS	Year 2025	T/S/A 2/1/1	TFL --	SACK --	FF --	PBU --	HIGHS	Year 2025	TOTAL 2	TFL --	SACK --	NOTABLES
				Career	11/3/8		2.5	2.0	--	--		Career	2	1.5	1.0	- Transferred from Arizona prior to the 2025 campaign. - Appeared in 12 games during his three seasons with the Wildcats. - A three-star prospect coming out of high school.
DT		91	LEROY JACKSON 6-1 290 R-FR.	STATUS	Year 2025	T/S/A 2/1/1	TFL --	SACK --	FF --	PBU --	HIGHS	Year 2025	TOTAL 2	TFL --	SACK --	NOTABLES
				Career	3/1/2		--	--	--	--		Career	2	--	--	- Appeared in one game a season ago. - Made two tackles in the season opener on Labor Day against TCU. - A three-star prospect coming out of high school.
		92	CJ MIMS 6-2 300 JR.	STATUS	Year 2025	T/S/A 3/1/2	TFL --	SACK --	FF --	PBU --	HIGHS	Year 2025	TOTAL 3	TFL --	SACK --	NOTABLES
				Career	40/7/33		5.5	2.0	2	--		Career	4	2.0	1.0	- Transferred from East Carolina prior to the 2025 campaign. - Played in 24 games over the past two seasons. - Made 23 tackles and four TFLs last fall.
DE		9	MELKART ABOU-JAOUDE 6-5 260 R-JR.	STATUS	Year 2025	T/S/A 1/1/0	TFL --	SACK --	FF --	PBU --	HIGHS	Year 2025	TOTAL 1	TFL --	SACK --	NOTABLES
				Career	50/19/31		14.5	8.5	--	--		Career	5 (2x)	3.0	2.0	- Transferred from Delaware prior to the 2025 campaign. - An All-CAA Honorable Mention selection a year ago. - Played in 11 games, making 24 tackles, nine TFLs and 6.5 sacks last fall.
		40	TYLER THOMPSON 6-4 240 R-SO.	STATUS	Year 2025	T/S/A 1/1/0	TFL --	SACK --	FF --	PBU --	HIGHS	Year 2025	TOTAL 1	TFL --	SACK --	NOTABLES
				Career	8/7/1		1.0	--	--	--		Career	3	1.0	--	- Has played in 16 games during three years as a Tar Heel. - Saw time in 12 games last fall, making five tackles. - A four-star prospect coming out of high school.
WILL		7	KHMORI HOUSE 6-0 215 SO.	STATUS	Year 2025	T/S/A 7/3/4	TFL 1.5	--	--	--	HIGHS	Year 2025	TOTAL 7	TFL 1.5	INT --	NOTABLES
				Career	42/22/20		2.5	--	1	4		Career	7	1.5	1	- Transferred from Washington prior to the 2025 campaign. - Named to the Dick Butkus Award Preseason Watch List (2025). - Played in 12 games last fall for the Huskies, earning Freshman All-America honors from College Football Network.
		41	JONATHAN AGUMADU 6-2 220 R-FR.	STATUS	Year 2025	T/S/A --	TFL --	SACK --	FF --	PBU --	HIGHS	Year 2025	TOTAL --	TFL --	INT --	NOTABLES
				Career	--		--	--	--	--		Career	--	--	--	- Transferred from Oklahoma State prior to the 2025 campaign. - Saw time in four games last fall. - A three-star prospect coming out of high school.
MIKE		2	ANDREW SIMPSON 6-0 238 R-SR.	STATUS	Year 2025	T/S/A 11/7/4	TFL 1.5	--	--	--	HIGHS	Year 2025	TOTAL 10	TFL 1(2)	INT --	NOTABLES
				Career	152/101/51		33.5	12.5	2	5		Career	12	3.0 (2x)	1 (3x)	- Transferred from Boise State prior to the 2025 campaign. - Named to the Dick Butkus Award Preseason Watch List (2025). - Earned All-Mountain West Second Team honors a year ago.
		4	MIKAI GBAYOR 6-2 230 GR.	STATUS	Year 2025	T/S/A 4/1/3	TFL --	SACK --	FF --	PBU --	HIGHS	Year 2025	TOTAL 4	TFL --	INT --	NOTABLES
				Career	77/32/45		9.0	1.5	2	3		Career	6 (3x)	2.0	--	- Transferred from Missouri, spent the spring 2025 semester with the Tigers. - Played in 24 games during his time with Nebraska. - A year ago, made 49 tackles and six TFLs.
NICKEL		21	KALEB COST 5-11 195 JR.	STATUS	Year 2025	T/S/A 6/5/1	TFL --	SACK --	PBU --	INT 1	HIGHS	Year 2025	TOTAL 6	PBU --	INT 1	NOTABLES
				Career	74/52/22		2.5	0.5	6	3		Career	8	1.0 (2x)	1 (3x)	- Had third career interception in the season opener versus TCU. - A year ago, made 45 tackles and posted four PBUs with two interceptions. - Played baseball for one season at Carolina (2024).
CB		1	THADDEUS DIXON 6-1 195 R-SR.	STATUS	Year 2025	T/S/A 4/2/2	TFL --	SACK --	PBU 1	INT --	HIGHS	Year 2025	TOTAL 4	PBU 1	INT --	NOTABLES
				Career	73/48/25		3.0	--	17	2		Career	8	2 (4x)	1 (2x)	- Transferred from Washington prior to the 2025 campaign. - Earned All-Big Ten Honorable Mention honors a season ago. - Started college career at Long Beach City College (2021-22).
		20	JALON THOMPSON 5-11 185 SO.	STATUS	Year 2025	T/S/A --	TFL --	SACK --	PBU --	INT --	HIGHS	Year 2025	TOTAL --	PBU --	INT --	NOTABLES
				Career	--		--	--	--	--		Career	--	--	--	- Appeared in nine games a season ago on special teams. - A three-star prospect coming out of high school. - Posted 97 tackles and 12 interceptions during high school.
CB		29	MARCUS ALLEN 6-1 190 SR.	STATUS	Year 2025	T/S/A 5/5/0	TFL --	SACK --	PBU --	INT --	HIGHS	Year 2025	TOTAL 5	PBU --	INT --	NOTABLES
				Career	106/77/29		2.5	--	14	3		Career	9	3	1 (3x)	- Had 40 appearances during his time at UNC, with 14 pass breakups and three interceptions. - Posted five tackles in the season opener versus TCU.
		26	KHALIL CONLEY 5-11 185 R-FR.	STATUS	Year 2025	T/S/A 1/1/0	TFL --	SACK --	PBU --	INT --	HIGHS	Year 2025	TOTAL 1	PBU --	INT --	NOTABLES
				Career	1/1/0		--	--	--	--		Career	1	--	--	- Redshirted a year ago, did not see time in any games. - A four-star prospect coming out of high school. - Had 72 tackles and six interceptions during prep career.
S		5	GAVIN GIBSON 6-0 185 R-SR.	STATUS	Year 2025	T/S/A 6/4/2	TFL --	SACK --	PBU --	INT --	HIGHS	Year 2025	TOTAL 6	PBU --	INT --	NOTABLES
				Career	90/54/36		10.5	1.0	6	3		Career	9	1 (6x)	1 (3x)	- Transferred from East Carolina prior to the 2025 campaign. - Has 36 appearances during his college career between UNC, ECU and Maryland. - A year ago, had 52 tackles and three interceptions at ECU.
		17	PEYTON WATERS 6-1 185 SO.	STATUS	Year 2025	T/S/A 2/2/0	TFL --	SACK --	PBU --	INT --	HIGHS	Year 2025	TOTAL 2	PBU --	INT --	NOTABLES
				Career	7/5/2		--	--	--	--		Career	2 (3x)	--	--	- Transferred from Washington prior to the 2025 campaign. - Played in 13 games a year ago for the Huskies. - Posted 64 tackles and two interceptions in senior year of high school.
S		31	WILL HARDY 6-2 205 SR.	STATUS	Year 2025	T/S/A 3/1/2	TFL --	SACK --	PBU --	INT --	HIGHS	Year 2025	TOTAL 3	PBU --	INT --	NOTABLES
				Career	97/56/41		2.0	--	2	2		Career	13	1 (2x)	1 (2x)	- Wuerffel Trophy Watch List member (2025). - Has 97 tackles in 40 career games as a Tar Heel. - A fifth-generation college player, coached by father in high school.
		18	JAIDEN PATTERSON 6-1 195 SO.	STATUS	Year 2025	T/S/A 2/1/1	TFL --	SACK --	PBU --	INT --	HIGHS	Year 2025	TOTAL 2	PBU --	INT --	NOTABLES
				Career	4/2/2		--	--	--	--		Career	2	--	--	- Appeared in seven games a season ago, made first career tackle versus NC Central. - A four-star prospect coming out of high school. - Posted 102 tackles during final two seasons of prep career.



UNOFFICIAL CAROLINA DEPTH CHART

OFFENSE

QB	7	Gio Lopez (6-0, 203, r-So.)
	14	Max Johnson (6-5, 225, Sr.)
RB	4	Caleb Hood (6-0, 220, r-Sr.)
	28	Benjamin Hall (5-11, 235, r-So.)
	21	Davion Gause (5-11, 215, So.)
WR	1	Jordan Shipp (6-2, 190, So.)
	15	Nathan Leacock (6-3, 217, r-So.)
WR	3	Chris Culliver (6-2, 195, Jr.)
	8	Kobe Paysour (6-1, 190, r-Sr.)
WR	0	Alex Taylor (6-2, 190, r-Fr.)
	9	Javarius Green (5-10, 190, r-Fr.)
TE	80	Jordan Owens (6-6, 255, Sr.)
	18	Connor Cox (6-6, 250, r-So.)
	19	Jake Johnson (6-6, 240, r-Jr.)
LT	71	William Boone (6-6, 340, r-Jr.)
	72	Eidan Buchanan (6-9, 330, Fr.)
LG	68	Aidan Banfield (6-3, 300, So.)
	73	Will O'Steen (6-3, 290, r-Sr.)
C	53	Christo Kelly (6-4, 305, r-Sr.)
	69	Chad Lindberg (6-6, 315, r-Sr.)
RG	52	Daniel King (6-5, 340, r-Sr.)
	73	Will O'Steen (6-3, 290, r-Sr.)
RT	55	Jakai Moore (6-6, 318, r-Sr.)
	54	Miles McVay (6-6, 350, r-So.)

SPECIAL TEAMS

K	90	Rece Verhoff (5-11, 190, Sr.)
	97	Guytano Bartolomeo (5-10, 170, Fr.)
P	96	Tom Maginness (6-0, 210, Sr.)
	93	Jacob Horvath (6-1, 190, Jr.)
LS	42	Spencer Triplett (6-1, 240, r-Sr.)
	48	Gannon Burt (6-1, 205, r-So.)
H	96	Tom Maginness (6-0, 210, Sr.)
	93	Jacob Horvath (6-1, 190, Jr.)
PR	31	Will Hardy (6-2, 205, Sr.)
	9	Javarius Green (5-10, 190, r-Fr.)
KR	3	Chris Culliver (6-2, 195, Jr.)
	28	Benjamin Hall (5-11, 235, r-Jr.)

DEFENSE

DE	8	Smith Vilbert (6-6, 282, r-Sr.)
	25	Joseph Mupoyi (6-5, 261, r-Fr.)
DT	6	D'Antre Robinson (6-4, 315, r-Fr.)
	94	Isaiah Johnson (6-2, 275, r-Jr.)
DT	91	Leroy Jackson (6-1, 290, r-Fr.)
	92	CJ Mims (6-2, 300, Jr.)
DE	9	Melkart Abou-Jaoude (6-5, 260, r-Jr.)
	40	Tyler Thompson (6-4, 240, r-So.)
MIKE	2	Andrew Simpson (6-0, 238, r-Sr.)
	4	Mikai Gbayor (6-2, 230, Gr.)
WILL	7	Khmori House (6-0, 215, So.)
	41	Jonathan Agumadu (6-2, 220, r-Fr.)
CB	1	Thaddeus Dixon (6-1, 195, r-Sr.)
	20	Jalon Thompson (5-11, 185, So.)
CB	29	Marcus Allen (6-2, 190, Sr.)
	26	Khalil Conley (5-11, 185, r-Fr.)
NICKEL	21	Kaleb Cost (5-11, 195, Jr.)
	16	Coleman Bryson (6-2, 210, r-Jr.)
S	5	Gavin Gibson (6-0, 185, r-Sr.)
	17	Peyton Waters (6-1, 185, So.)
S	31	Will Hardy (6-2, 205, Sr.)
	18	Jaiden Patterson (6-1, 195, So.)

PRONUNCIATIONS

Melkart Abou-Jaoude	Mel-cart Uh-boo-Juh-Day
Jonathan Agumadu	Ah-goo-MAH-doo
Devin Ancrum	Ann-crum
Austin Blaske	BLAA-skee
Javion Butts	Jay-VEE-on
Shanard Clower	Sha-Nard Clower (Like Slower)
Davion Gause	Day-VEE-on goss
Mikai Gbayor	Muh-Kai Bayer
Javarius Green	Juh-Var-ee-us
Trevyon Green	trey-vee-on
Timir Hickman-Collins	Tuh-Mir
Khmori House	Kuh-MORE-ee
Demon June	Duh-mon
Christo Kelly	Chris-toe
Tom Maginness	mah-guinness
Jakai Moore	Juh-kai
Joseph Mupoyi	Muh-POY-ee
Emmanuel Nwaiwu	ooo-WEIGH-woo
Chinedu Onyeagoro	Chin-ih-due On-yay-garro
Kobe Paysour	PAY-sore
Peter Pesansky	puh-SAN-skee
Graham Reintjes	Rein-chiss
Kamarion Thomas	Kuh-Mar-ee-on
Kenedy Uzoma	Ooo-Zoma



OFFENSIVE STARTERS

Opp.	OL	OL	OL	OL	OL	OL/TE	QB	RB	WR	WR	TE	K
TCU	King	Kelly	Moore	Banfield	Boone	Buchanan	Lopez	Hood	Shipp	Culliver	Owens	Verhoff
at Charlotte												
Richmond												
at UCF												
Clemson												
at California												
Virginia												
at Syracuse												
Stanford												
at Wake Forest												
Duke												
at NC State												

DEFENSIVE STARTERS

Opp.	DL	DL	DL	LB	LB	LB	DB	DB	DB	DB	DB	P
TCU	Robinson	Jackson	Johnson	Simpson	Gbayor	House	Dixon	Gibson	Cost	Allen	Hardy	Maginness
at Charlotte												
Richmond												
at UCF												
Clemson												
at California												
Virginia												
at Syracuse												
Stanford												
at Wake Forest												
Duke												
at NC State												



SELECT PLAYER NOTES



Gio Lopez

7

QB • 6-0 • 203 • R-Sophomore
Madison, Ala. • James Clemons • South Alabama

Honors

- All-Sun Belt Honorable Mention (2024)

Career Stats

Year	GP-GS	C-A-I	COMP %	YDs	TDs
2023	5-1	41-61-2	67.2%	475	4
2024	11-11	206-312-5	66.0%	2,559	18
2025	1-1	4-10-1	40.0%	69	0
Career	17-13	251-383-8	65.5%	3,103	22

2024 (at South Alabama)


- Started and played in 11 of South Alabama's 13 games.
- Averaged 274.7 yards of total offense per game, 22nd nationally.
- Finished the season with 2,559 yards passing and 18 touchdowns.
- Ended the year third in the Sun Belt in fewest interceptions thrown, fourth in passing touchdowns, fourth in average passing yards per game, fourth in passing efficiency and fourth in completion percentage.
- Ran for 465 yards and seven touchdowns.
- Earned All-Sun Belt honorable mention honors.

2023 (at South Alabama)

- Appeared in five games during his true freshman season, earning one start.
- Named 68 Ventures Bowl MVP, leading South Alabama to first ever bowl win.

HIGH SCHOOL

- A three-star product by 247Sports and Rivals during prep career.
- Named a first team All-State quarterback by the Alabama Sportswriters Association.



Max Johnson

14

QB • 6-5 • 225 • Senior
Athens, Ga. • Oconee County • LSU • Texas A&M

Honors

- Comeback Player of the Year Award Watch List (2025)

Career Stats

Year	GP-GS	C-A-I	COMP %	YDs	TDs
2020	6-2	88-150-1	58.7%	1,069	8
2021	12-12	225-373-6	60.3%	2,814	27
2022	4-3	43-71-0	60.6%	517	3
2023	8-5	118-190-5	62.1%	1,452	9
2024	1-1	12-19-1	63.2%	71	0
2025	1-0	9-11-0	81.8%	103	1
Career	32-23	495-814-13	60.8%	6,026	48

2024

- Started the season opening game at Minnesota, suffering a season-ending lower-body injury in the third quarter.

2023 (at Texas A&M)

- Appeared in eight games, earning the start five times.
- Led the Aggies with 1,452 yards passing and nine touchdowns through the air.
- Registered his first 300-yard passing game at A&M and the sixth of his career at Ole Miss.
- Missed the final four games of the year due to injury.

2022 (at Texas A&M)

- Saw time in four games, starting three for the Aggies.
- Two of his starts were versus top-15 opponents in back-to-back weeks.

2021 (at LSU)

- Started in all 12 games.
- Finished the year with 2,815 yards and 27 touchdowns in the air.
- Posted seven games with with 250-or-more passing yards, and six games with three-or-more touchdowns.

2020 (at LSU)

- Appeared in six games, starting twice.
- Threw for 1,069 yards and eight touchdowns.
- Took over starting quarterback duties in week nine versus Florida.

HIGH SCHOOL

- A four-star pro-style quarterback by Rivals and 247Sports.
- Led Oconee County High School Georgia 4A state title game as a senior.

SELECT PLAYER NOTES



Caleb Hood

4

RB • 6-0 • 220 • R-Senior
Rockingham, N.C. • Richmond Senior

Career Stats

Year	GP-GS	ATT	YDs	TDs	LG
2021	7-0	22	97	1	25
2022	7-4	43	250	0	71
2023	7-0	15	43	1	13
2024	5-0	18	81	0	16
2025	1-1	10	31	1	9
Career	27-5	108	502	3	71

2024

- Appeared in five games during the season.
- Finished the year with 18 carries for 81 yards.
- Posted 11 rushes for 78 yards, and tossed a 17-yard touchdown pass versus UConn in the Fenway Bowl.

2023

- Appeared in seven games at running back.
- Finished the year with 15 carries for 43 yards and a touchdown.
- Carried the ball six times for 26 yards and a touchdown versus Appalachian State.

2022

- Played in the first seven games, starting four.
- Suffered a season-ending upper-body injury versus Pitt and missed the remainder of the season.
- Tallied 250 yards on 43 carries during the campaign.
- Had a game-high 109 all-purpose yards (87 rush, 22 receiving) against App State, including a career long rush of 71 yards.
- Started at Miami and had a career-high 13 carries for a team-high 74 yards and added five catches for 50 yards.

2021

- Appeared in seven games at running back and on special teams.
- Finished the season with 97 rushing yards on 22 carries and a touchdown.

HIGH SCHOOL

- An early enrollee who was a three-star prospect by 247Sports.
- Tallied 6,305 passing yards and 59 touchdowns along with 1,899 rushing yards and 27 touchdowns in three seasons.



Davion Gause

21

RB • 5-11 • 215 • Sophomore
Opa-locka, Fla. • Chaminade-Madonna Prep

Honors

- Doak Walker Award Watch List (2025)

Career Stats

Year	GP-GS	ATT	YDs	TDs	LG
2024	13-1	67	326	4	21
2025	1-0	5	7	0	3
Career	14-1	72	333	4	21

2024


- Appeared in all 13 contests, earning one start versus UConn in the Fenway Bowl.
- Finished his true freshman campaign with 67 carries for 326 yards and four touchdowns.
- In his second college game, posted 16 rushes for 105 yards and a touchdown versus Charlotte.
- Returned a blocked punt for a touchdown against James Madison.

HIGH SCHOOL

- An early enrollee who was a four-star prospect by Rivals.
- An Under Armour All-America during prep career, who won three state championships at Chaminade-Madonna Prep.
- Posted 4,936 yards and 56 touchdowns during high school career.



SELECT PLAYER NOTES



Jordan Shipp

1

WR • 6-2 • 190 • Sophomore
Charlotte, N.C. • Providence Day

Career Stats

Year	GP-GS	REC	YDs	TDs	LG
2024	12-1	9	114	1	22
2025	1-1	4	84	0	39
Career	13-2	13	198	1	39

2024

- Appeared in 12 games during his true freshman season, earning the start versus UConn in the Fenway Bowl.
- Finished the campaign with nine catches for 114 yards and a touchdown.
- Made first career reception in the win over Charlotte.
- Posted first career touchdown against James Madison.

HIGH SCHOOL

- An early enrollee who was a four-star prospect by On3.
- A three-time all-state and all-conference selection for Providence Day in Charlotte.
- Helped Providence Day win three state championships during prep career.
- In three-year career, recorded 173 receptions for 2,934 yards and 37 touchdowns.



Chris Culliver

3

WR • 6-2 • 195 • Junior
Maiden, N.C. • Maiden

Career Stats

Year	GP-GS	REC	YDs	TDs	LG
2023	12-0	1	41	1	41
2024	12-1	6	135	1	50
2025	1-1	0	0	0	0
Career	25-2	7	176	2	50

2024

- Appeared in 12 games, earning the start at Boston College.
- Finished the season with six catches for 135 yards and a touchdown.
- Recorded two receptions and 96 yards with a touchdown in the regular season finale against NC State.

2023

- Appeared in 12 games during true freshman campaign.
- Posted one catch for 41 yards and a touchdown against Campbell.
- Returned five kickoffs for 105 yards in the Duke's Mayo Bowl versus West Virginia.

HIGH SCHOOL

- A four-star prospect by On3.
- Tallied 173 catches for 3,617 yards and 52 touchdowns in last three seasons at Maiden High School.
- Posted 1,809 yards in senior campaign, the fifth-most in the country.

SELECT PLAYER NOTES



Kobe Paysour

8

WR • 6-1 • 190 • R-Senior
Kings Mountain, N.C. • Kings Mountain

Career Stats

Year	GP-GS	REC	YDs	TDs	LG
2021	1-0	0	0	0	0
2022	12-4	29	324	4	49
2023	5-5	22	282	3	77
2024	13-9	21	365	0	36
2025	1-0	0	0	0	0
Career	32-18	72	971	7	77

2024

- Appeared in all 13 games, earning nine starts.
- Finished the season with 21 receptions for 365 yards.
- Posted a reception in 11 games.
- Had a season best four catches for 93 yards against James Madison.
- Recorded three receptions each versus Georgia Tech and Florida State.

2023

- Started the first five games of the year before a season-ending injury.
- Caught 22 passes for 282 yards and three touchdowns.
- Tallied three receptions and a season-high 100 yards against Syracuse.

2022

- Appeared in 12 games and made four starts.
- Ended the season with 29 receptions for 324 yards and four touchdowns.
- Made first career start and registered eight catches for 92 yards and a touchdown at Appalachian State.
- Had seven catches for 98 yards and a touchdown in the Holiday Bowl against Oregon.

2021

- Appeared in one game during true freshman campaign.

HIGH SCHOOL

- A four-star prospect by 247Sports.
- Posted 195 receptions for 3,912 yards and 51 touchdowns during high school career.



Jake Johnson

19

TE • 6-6 • 240 • R-Junior
Athens, Ga. • Oconee County • Texas A&M

Career Stats

Year	GP-GS	REC	YDs	TDs	LG
2022	5-0	1	2	0	2
2023	12-4	24	235	4	28
2024	13-0	2	21	0	20
2025	1-0	1	2	1	2
Career	31-4	28	260	5	28

2024

- Appeared in all 13 games during first season in Chapel Hill.
- Ended the year with two receptions for 21 yards.
- Posted a catch in wins against Minnesota and Florida State.

2023

- Saw time in 12 games for Texas A&M.
- Had 235 yards on 24 catches and finished second on the team with four touchdowns.
- In first career start against ULM, made six catches for 36 yards.
- Caught first career touchdown pass from his brother, Max.

2022

- Saw the field in five games.
- Made one reception in the season opening win over Sam Houston.

HIGH SCHOOL

- A four-star prospect by all three major outlets.
- Selected to the 2022 All-American Bowl.
- As a senior, had 45 catches for 745 yards and eight touchdowns.



SELECT PLAYER NOTES



Smith Vilbert

8

DL • 6-6 • 282 • R-Senior
Montvale, N.J. • St. Joseph Regional • Penn State

Career Stats

Year	GP-GS	TKL	SOLO	AST	TFL	SK	FF
2019	2-0	0	0	0	0.0	0.0	0
2020	4-0	1	0	1	0.0	0.0	0
2021	12-1	7	6	1	4.0	3.0	0
2022	1-0	0	0	0	0.0	0.0	0
2024	16-0	12	4	8	4.5	1.5	2
2025	1-0	2	2	0	0.0	0.0	0
Career	36-1	22	12	10	8.5	4.5	2

2024 (at Penn State)

- Saw time in 16 games during the year.
- Finished the season with 12 total tackles, 1.5 sacks and two forced fumbles.
- Had a solo tackle in four games.
- Opened the year with a sack and forced fumble against West Virginia.

2023 (at Penn State)

- Missed the season due to injury.

2022 (at Penn State)

- Appeared in one game, the season finale against Utah.

2021 (at Penn State)

- Saw time in 12 games, making one start.
- Finished the campaign with seven tackles, four tackles for loss and three sacks.
- Posted three sacks in the Outback Bowl versus Arkansas, a Penn State bowl record and Outback Bowl record.

2020 (at Penn State)

- Appeared in four games, posting a tackle against Michigan State.

2019 (at Penn State)

- Appeared in two games during true freshman campaign.

HIGH SCHOOL

- A three-star recruit by 247Sports, ESPN and Rivals.
- Helped St. Joseph Regional win their first New Jersey High School Non-Public Group 4 state championship in 20 years as a senior.
- Tallied 45 tackles, 17 tackles for loss and nine sacks as a senior.



Melkart Abou-Jaoude

9

DL • 6-5 • 260 • R-Junior
Newton, N.J. • Newton • Delaware

Honors

- All-CAA Honorable Mention (2024)

Career Stats

Year	GP-GS	TKL	SOLO	AST	TFL	SK	FF
2022	1-0	0	0	0	0.0	0.0	0
2023	13-2	25	8	17	5.0	2.0	0
2024	11-11	24	10	14	9.5	6.5	0
2025	1-0	1	0	1	0.0	0.0	0
Career	26-13	50	18	32	14.5	8.5	0

2024 (at Delaware)

- Appeared and started in 11 games.
- Finished the season with 24 tackles, along with a team-high 9.5 tackles for loss and 6.5 sacks.
- Registered at least one tackle in all 11 games.
- Had a sack in seven games, including a season best two sacks versus Richmond.

2023 (at Delaware)

- Appeared in all 13 games, with two starts.
- Ended the year with 25 tackles, five tackles for loss and two sacks.
- Recorded a season best five tackles against Saint Francis.
- Made two tackles in each of Delaware's games in the FCS Playoffs.

2022 (at Delaware)

- Appeared in one game.

HIGH SCHOOL

- Played four season at Newton High School in prep career.

SELECT PLAYER NOTES



Pryce Yates

10

DL • 6-4 • 265 • R-Senior
San Antonio, Texas • Reagan • UConn

Career Stats

Year	GP-GS	TKL	SOLO	AST	TFL	SK	FF
2022	13-9	45	13	32	9.0	4.5	1
2023	12-12	42	25	17	14.0	4.5	2
2024	7-6	21	12	9	6.5	3.5	0
2025	---	---	---	---	---	---	---
Career	32-27	108	50	58	29.5	12.5	3

2024 (at UConn)

- Appeared in seven games, starting six times.
- Finished the season with 21 tackles, 6.5 tackles for loss and 3.5 sacks.
- Had a six tackles and two sacks versus Rice.
- Posted six solo tackles and a sack against North Carolina in the Fenway Bowl.

2023 (at UConn)

- Appeared and started in all 12 games.
- Led the UConn defensive line with 42 tackles on the season, including 25 solo tackles, 14 tackles for loss and 4.5 sacks.
- Made six tackles and had a sack against FIU.
- Posted six tackles with a sack and fumble recovery at Boston College.

2022 (at UConn)

- Played in all 13 games, making nine starts at defensive end.
- Finished the season with 45 tackles, nine tackles for loss and 4.5 sacks.
- Had three tackles and 1.5 sacks in the win over Boston College.

2021 (at UConn)

- Redshirt season, did not appear in a game.

HIGH SCHOOL

- Played for Reagan High School during prep career.
- A first team All-District selection in high school.



Andrew Simpson

2

LB • 6-0 • 238 • R-Senior
Wilder Ave, Calif. • St. John Bosco

Honors

- Dick Butkus Award Preseason Watch List (2025)
- All-Mountain West Second Team (2024)

Career Stats

Year	GP-GS	TKL	SOLO	AST	TFL	PBU	INT
2022	14-3	29	23	6	5.0	3	0
2023	14-11	66	42	24	16.0	2	2
2024	12-11	46	29	17	11.0	0	1
2025	1-1	11	7	4	1.5	0	0
Career	41-26	152	101	51	33.5	5	3

2024 (at Boise State)

- Appeared in 12 games, making 11 starts.
- Finished the season with 46 total tackles, 11 tackles for loss and an interception.
- Had five tackles, 1.5 tackles for loss and a sack at No. 7 Oregon.
- Earned All-Mountain West Second Team honors.

2023 (at Boise State)

- Appeared in all 14 games, starting 11 for Boise State.
- Ended the year with 66 tackles, 16 tackles for loss and 6.5 sacks.
- Registered a season-high 12 tackles at Fresno state, including 2.5 tackles for loss.
- Had an interception in the Mountain West Championship win over UNLV.

2022 (at Boise State)

- Appeared in all 14 games, making three starts.
- Made 29 tackles and three sacks on the year.
- Blocked a punt that resulted in a touchdown against New Mexico.

2021 (at Boise State)

- Redshirt season, did not appear in a game.

HIGH SCHOOL

- A three-star recruit by 247Sports.
- Registered 35 tackles during senior season at St. John Bosco.



SELECT PLAYER NOTES



Mikai Gbayor

4

LB • 6-2 • 230 • Graduate
Irvington, N.J. • Irvington • Nebraska • Missouri

Career Stats

Year	GP-GS	TKL	SOLO	AST	TFL	PBU	INT
2023	12-4	24	11	13	3.0	0	0
2024	12-11	49	20	29	6.0	3	0
2025	1-1	4	1	3	0.0	0	0
Career	25-16	77	32	45	9.0	3	0

Spring 2025 (at Missouri)

- Spent the spring semester at Missouri.

2024 (at Nebraska)

- Played in 12 games, making 11 starts.
- Posted a career-high 49 tackles, with six tackles for loss, one sack and three pass breakups.

2023 (at Nebraska)

- Played in 12 games with four starts.
- Finished the season with 24 tackles, three tackles for loss and 0.5 sack.

2022 (at Nebraska)


- Did not appear in a game.

2021 (at Nebraska)

- Did not appear in a game.

HIGH SCHOOL

- Played for Irvington High School.
- Made 56 tackles, 29 tackles for loss and nine sacks in senior season.
- Named a USA Today All-New Jersey first team selection in senior campaign.
- Ranked as a top-10 recruit from New Jersey by 247Sports.



Khmori House

7

LB • 6-0 • 215 • Sophomore
Pasadena, Calif. • St. John Bosco • Washington

Career Stats

Year	GP-GS	TKL	SOLO	AST	TFL	PBU	INT
2024	12-5	35	19	16	1.0	4	1
2025	1-1	7	3	4	1.5	0	0
Career	13-6	42	22	20	2.5	4	1

2024 (at Washington)

- Appeared in 12 games, making five starts during true freshman campaign.
- Finished the season with 35 tackles, one tackle for loss, four pass breakups and an interception.
- Had five tackles in first career start at Washington State.
- Recorded five tackles in the win versus No. 10 Michigan.

HIGH SCHOOL

- Posted 72 tackles with two sacks and eight tackles for loss in senior season at St. John Bosco.

SELECT PLAYER NOTES



Thaddeus Dixon

1

DB • 6-1 • 185 • R-Senior
Los Angeles, Calif. • La Miranda • Washington

Honors

- Phil Steele Preseason All-ACC Team (2025)
- Senior Bowl Top-300 (2025)
- East/West Shrine Bowl Watch List (2025)
- All-Big Ten Honorable Mention (2024)

Career Stats

Year	GP-GS	TKL	SOLO	AST	TFL	PBU	INT
2023	14-1	26	20	6	1.0	7	1
2024	13-12	43	26	17	3.0	11	1
2025	1-1	4	2	2	0.0	1	0
Career	28-14	73	48	25	4.0	19	2

2024 (at Washington)

- Played in all 13 games, earning the start 12 times.
- Finished the year with 43 tackles, 11 pass breakups and an interception.
- Had four tackles and two pass breakups in the season opener versus Weber State.
- Posted two tackles, two pass breakups and an interception versus Washington State.

2023 (at Washington)

- Played in 14 games, earning one start.
- Posted 26 tackles, seven pass breakups and an interception on the year.
- Collected lone interception of the season in the win versus Washington State.

2022 (at Long Beach Community College)

- Posted 43 tackles and three interceptions over 11 games.
- Ranked as the No. 27 junior college prospect and No. 5 junior college cornerback by ESPN.

2021 (at Long Beach Community College)

- Notched 34 tackles and two interceptions in first season.

HIGH SCHOOL

- Played for La Miranda High School.



Gavin Gibson

5

DB • 6-0 • 185 • R-Senior
Hickory, N.C. • Hough • Maryland • East Carolina

Career Stats

Year	GP-GS	TKL	SOLO	AST	TFL	PBU	INT
2022	11-0	17	13	4	2.0	3	0
2023	9-0	15	11	4	2.0	0	0
2024	13-10	52	26	26	6.5	6	3
2025	1-1	6	4	2	0.0	0	0
Career	34-11	90	54	36	10.5	9	3

2024 (at East Carolina)

- Started all 13 games for East Carolina.
- Finished the season with 52 tackles, with 6.5 tackles for loss and three interceptions.
- Made a season-high nine tackles versus Old Dominion.

2023 (at Maryland)

- Appeared in nine games during sophomore campaign.
- Finished the season with 15 tackles and two tackles for loss.
- Posted a season best four tackles against Illinois.

2022 (at Maryland)

- Saw time in 11 games during his true freshman campaign.
- Finished the season with 17 tackles, two tackles for loss and three pass breakups.
- Made a tackle for loss against Charlotte and Michigan.

HIGH SCHOOL

- Played for Hough High School during prep career.
- During senior year, recorded 41 tackles and five interceptions.



SELECT PLAYER NOTES



Marcus Allen

29

DB • 6-2 • 190 • Senior
Marietta, Ga. • Walton

Honors

- East/West Shrine Bowl Watch List (2025)

Career Stats

Year	GP-GS	TKL	SOLO	AST	TFL	PBU	INT
2022	14-0	16	11	5	1.0	2	0
2023	13-13	49	35	14	0.5	9	1
2024	12-12	36	26	10	1.0	6	2
2025	1-1	5	5	0	0.0	0	0
Career	40-26	106	77	29	2.5	17	3

2024

- Started 12 games during the year.
- Finished the season with 36 tackles, six pass breakups, two interceptions and a tackle for loss.
- Led the Tar Heels with seven tackles in the home-opening win over Charlotte.

2023

- Started all 13 games in his sophomore season.
- Posted 49 tackles, eight pass breakups and an interception on the year.
- Made six tackles and had three pass breakups versus Appalachian State.
- Recorded a season-high nine tackles against Georgia Tech.
- Had an interception versus Campbell.

HIGH SCHOOL

- A four-star prospect by 247Sports.
- A three-time all-state cornerback for Walton High School.
- In final two prep seasons, recorded 107 tackles, four interceptions and 25 pass breakups.



Will Hardy

31

DB • 6-2 • 205 • Senior
Lawrenceville, Ga. • Greater Atlanta Christian

Honors

- Wuerffel Trophy Watch List (2025)

Career Stats

Year	GP-GS	TKL	SOLO	AST	TFL	PBU	INT
2022	14-2	38	23	15	0.0	1	1
2023	11-0	22	15	7	1.0	1	0
2024	13-2	34	17	17	1.0	1	1
2025	1-1	3	1	2	0.0	0	0
Career	39-5	97	56	41	2.0	3	2

2024

- Appeared in all 13 games, earning two starts.
- Finished the season with 34 tackles, a pass breakup and interception.
- Recorded a season-high six tackles at Virginia.
- Posted an interception in the win at Florida State.

2023

- Appeared in 11 contests.
- Finished the season with 22 tackles, a tackle for loss and a pass breakup.
- Had a season-high five tackles and pass breakup at Clemson.

2022

- Saw time in all 14 games, starting the final two games of the year.
- Finished the season with 38 tackles and an interception.
- Had a season-high six tackles against Notre Dame.
- Sealed the victory at Duke with first career interception.

HIGH SCHOOL

- A three-star prospect by 247Sports.
- In final two high school seasons, posted 174 tackles, 14 tackles for loss and 10 interceptions.
- Father, Tim, was his high school coach at Greater Atlanta Christian.

CAREER PASSING STATS

Games Played

Player	'20	'21	'22	'23	'24	'25	Career
Max Johnson	6	12	4	8	1	1	32
Gio Lopez	---	---	---	5	11	1	17

Completions

Player	'20	'21	'22	'23	'24	'25	Career
Max Johnson	88	225	43	118	12	9	495
Gio Lopez	---	---	---	41	206	4	251

Passing Yards

Player	'20	'21	'22	'23	'24	'25	Career
Max Johnson	1069	2814	517	1452	71	103	6,026
Gio Lopez	---	---	---	475	2559	69	3,103

Passing Touchdowns

Player	'20	'21	'22	'23	'24	'25	Career
Max Johnson	8	27	3	9	0	1	48
Gio Lopez	---	---	---	4	18	0	22

Games with Multiple Passing Touchdowns

Player	'20	'21	'22	'23	'24	'25	Career
Max Johnson	2	8	0	2	0	0	12
Gio Lopez	---	---	---	1	5	0	6

Games with 3+ Passing Touchdowns

Player	'20	'21	'22	'23	'24	'25	Career
Max Johnson	2	6	0	0	0	0	8
Gio Lopez	---	---	---	1	3	0	4

Games with 4+ Passing Touchdowns

Player	'20	'21	'22	'23	'24	'25	Career
Max Johnson	0	2	0	0	0	0	2
Gio Lopez	---	---	---	0	1	0	1

Games with 5+ Passing Touchdowns

Player	'20	'21	'22	'23	'24	'25	Career
Max Johnson	0	1	0	0	0	0	1

Games with 30+ Completions

Player	'20	'21	'22	'23	'24	'25	Career
Max Johnson	0	0	0	1	0	0	1

Games with 300+ Passing Yards

Player	'20	'21	'22	'23	'24	'25	Career
Max Johnson	1	5	0	1	0	0	7
Gio Lopez	---	---	---	0	1	0	1

Games with 350+ Passing Yards

Player	'20	'21	'22	'23	'24	'25	Career
Max Johnson	1	1	0	0	0	0	2
Gio Lopez	---	---	---	0	1	0	1

Games with 400+ Passing Yards

Player	'20	'21	'22	'23	'24	'25	Career
Max Johnson	1	0	0	0	0	0	1
Gio Lopez	---	---	---	0	1	0	1

Games without an Interception

Player	'20	'21	'22	'23	'24	'25	Career
Max Johnson	5	6	4	4	0	1	20
Gio Lopez	---	---	---	3	7	0	10



CAREER RUSHING STATS

Carries

Player	'21	'22	'23	'24	'25	Career
Caleb Hood	22	43	15	18	10	108
Davion Gause	---	---	---	67	5	72
Benjamin Hall	---	---	15	29	6	55

Rushing Yards

Player	'21	'22	'23	'24	'25	Career
Caleb Hood	97	250	43	81	31	502
Davion Gause	---	---	---	362	7	369
Benjamin Hall	---	---	69	72	22	163

Rushing Touchdowns

Player	'21	'22	'23	'24	'25	Career
Davion Gause	---	---	---	4	0	4
Caleb Hood	1	0	1	0	1	3

Games with a Rushing Touchdown

Player	'21	'22	'23	'24	'25	Career
Caleb Hood	1	0	1	0	1	3
Davion Gause	---	---	---	3	0	3

Games with 100+ Yards Rushing

Player	'21	'22	'23	'24	'25	Career
Davion Gause	---	---	---	1	0	1

CAREER RECEIVING STATS

Receptions

Player	'21	'22	'23	'24	'25	Career
Kobe Paysour	0	29	22	21	0	72
Jake Johnson	---	1	24	2	1	28
Aziah Johnson	---	---	0	16	0	16
Jordan Shipp	---	---	---	9	4	13
Chris Culliver	---	---	1	6	0	7
Javarius Green	---	---	---	1	3	4
Alex Taylor	---	---	---	1	1	2
Connor Cox	---	---	0	1	0	1
Shamar Easter	---	---	0	1	0	1
Nathan Leacock	---	---	---	1	0	1

Games with a Reception

Player	'21	'22	'23	'24	'25	Career
Kobe Paysour	11	11	5	11	0	41
Jake Johnson	---	1	9	2	1	12
Jordan Shipp	---	---	---	7	1	8
Aziah Johnson	---	---	0	7	0	7
Chris Culliver	---	---	1	4	0	5
Javarius Green	---	---	---	1	1	2
Alex Taylor	---	---	---	1	1	2
Connor Cox	---	---	0	1	0	1
Shamar Easter	---	---	0	1	0	1
Nathan Leacock	---	---	---	1	0	1

Games with 5+ Receptions

Player	'21	'22	'23	'24	'25	Career
Kobe Paysour	0	3	2	0	0	5
Jake Johnson	---	0	1	0	0	1

Receiving Yards

Player	'21	'22	'23	'24	'25	Career
Kobe Paysour	0	324	282	365	0	971
Aziah Johnson	---	---	0	276	0	276
Jake Johnson	---	2	235	21	2	260
Jordan Shipp	---	---	---	114	84	198
Chris Culliver	---	---	41	135	0	176
Javarius Green	---	---	---	12	57	69
Alex Taylor	---	---	---	15	6	21
Shamar Easter	---	---	0	16	0	16
Nathan Leacock	---	---	---	13	0	13
Connor Cox	---	---	0	9	0	9

Games with 100+ Receiving Yards

Player	'21	'22	'23	'24	'25	Career
Kobe Paysour	0	0	1	0	0	1

Receiving Touchdowns

Player	'21	'22	'23	'24	'25	Career
Kobe Paysour	0	4	3	0	0	7
Jake Johnson	---	0	4	0	1	5
Chris Culliver	---	---	1	1	0	2
Aziah Johnson	---	---	0	2	0	2
Jordan Shipp	---	---	---	1	0	1
Connor Cox	---	---	0	1	0	1

Games with a Receiving Touchdown

Player	'21	'22	'23	'24	'25	Career
Kobe Paysour	0	4	3	0	0	7
Jake Johnson	---	0	4	0	1	5
Chris Culliver	---	---	1	1	0	2
Aziah Johnson	---	---	0	2	0	2
Jordan Shipp	---	---	---	1	0	1
Connor Cox	---	---	0	1	0	1

CAREER DEFENSIVE STATS

Tackles (players with 20+ tackles listed)

Player	'20	'21	'22	'23	'24	'25	Career
Andrew Simpson	---	---	29	66	46	11	152
Pryce Yates	---	0	45	42	21	0	108
Marcus Allen	---	---	16	49	36	5	106
Will Hardy	---	---	38	22	34	3	97
Gavin Gibson	---	---	17	15	52	6	90
Mikai Gbayor	---	0	0	24	49	4	77
Kaleb Cost	---	---	---	5	63	6	74
Thaddeus Dixon	---	---	---	26	43	4	73
Coleman Bryson	---	---	9	25	20	0	54
M. Abou-Jaoude	---	---	0	25	24	1	50
Khmori House	---	---	---	---	35	7	42
CJ Mims	---	---	---	14	23	3	40
Smith Vilbert	1	7	0	0	12	2	22

Games with 7+ Tackles

Player	'20	'21	'22	'23	'24	'25	Career
Andrew Simpson	---	---	1	2	0	1	4
Kaleb Cost	---	---	---	0	4	0	4
Marcus Allen	---	---	1	1	1	0	3
Coleman Bryson	---	---	1	1	0	0	2
Will Hardy	---	---	1	0	1	0	2
Khmori House	---	---	---	---	0	1	1
Thaddeus Dixon	---	---	---	0	1	0	1

Games with 10+ Tackles

Player	'20	'21	'22	'23	'24	'25	Career
Andrew Simpson	---	---	1	1	0	1	3
Coleman Bryson	---	---	0	1	0	0	1
Will Hardy	---	---	1	0	0	0	1

Games with a Sack (0.5 sack included)

Player	'20	'21	'22	'23	'24	'25	Career
Andrew Simpson	---	---	3	8	4	0	15
Pryce Yates	---	0	5	5	3	0	13
M. Abou-Jaoude	---	---	0	2	7	0	9
D'Antre Robinson	---	---	---	---	3	0	3
Smith Vilbert	0	1	0	0	2	0	3
CJ Mims	---	---	---	1	2	0	3
Isaiah Johnson	---	---	0	0	2	0	2
Mikai Gbayor	---	0	0	1	1	0	2

Games with multiple Sacks (1.5 sacks or more)

Player	'20	'21	'22	'23	'24	'25	Career
M. Abou-Jaoude	---	---	0	2	1	0	3
Pryce Yates	---	0	1	0	1	0	2

Tackles for Loss (players with 5+ listed)

Player	'20	'21	'22	'23	'24	'25	Career
Andrew Simpson	---	---	5.0	16.0	11.0	1.5	33.5
Pryce Yates	---	0.0	9.0	14.0	6.5	0	29.5
M. Abou-Jaoude	---	---	0.0	5.0	9.5	0	14.5
Gavin Gibson	---	---	2.0	2.0	6.5	0	10.5
Mikai Gbayor	---	0.0	0.0	3.0	6.0	0	9.0
Smith Vilbert	0.0	4.0	0.0	0.0	4.0	0	8.0
CJ Mims	---	---	---	1.5	4.0	0	5.5

Games with a Tackles for Loss (players with five-or-more)

Player	'20	'21	'22	'23	'24	'25	Career
Andrew Simpson	---	---	8	10	8	1	27
Pryce Yates	---	0	6	8	4	0	18
Gavin Gibson	---	---	2	2	5	0	9
Smith Vilbert	0	2	0	0	5	0	7
Mikai Gbayor	---	0	0	3	4	0	7
CJ Mims	---	---	---	3	3	0	6

Interceptions


Player	'20	'21	'22	'23	'24	'25	Career
Kaleb Cost	---	---	---	0	2	1	3
Gavin Gibson	---	---	0	0	3	0	3
Marcus Allen	---	---	0	1	2	0	3
Andrew Simpson	---	---	0	2	1	0	3
Thaddeus Dixon	---	---	---	1	1	0	2
Will Hardy	---	---	1	0	1	0	2
Coleman Bryson	---	---	1	0	0	0	1
Khmori House	---	---	---	---	1	0	1

Games with an Interception

Player	'20	'21	'22	'23	'24	'25	Career
Kaleb Cost	---	---	---	0	2	1	3
Gavin Gibson	---	---	0	0	3	0	3
Marcus Allen	---	---	0	1	2	0	3
Andrew Simpson	---	---	0	2	1	0	3
Thaddeus Dixon	---	---	---	1	1	0	2
Will Hardy	---	---	1	0	1	0	2
Coleman Bryson	---	---	1	0	0	0	1
Khmori House	---	---	---	---	1	0	1



BILL BELICHICK | HEAD COACH • FIRST SEASON AT CAROLINA



Hometown

Nashville, Tenn.

Education

Wesleyan '75

Family

Children - Amanda, Stephen and Brian

Head Coaching Record

Year	Team	Record
1991	Cleveland	6-10
1992	Cleveland	7-9
1993	Cleveland	7-9
1994	Cleveland	11-5
1995	Cleveland	5-11

2000	New England	5-11
2001	New England	11-5*
2002	New England	9-7
2003	New England	14-2*
2004	New England	14-2*
2005	New England	10-6
2006	New England	12-4
2007	New England	16-0
2008	New England	11-5
2009	New England	10-6
2010	New England	14-2
2011	New England	13-3
2012	New England	12-4
2013	New England	12-4
2014	New England	12-4*
2015	New England	12-4
2016	New England	14-2*
2017	New England	13-3
2018	New England	11-5*
2019	New England	12-4
2020	New England	7-9
2021	New England	10-7
2022	New England	8-9
2023	New England	4-13
2025	North Carolina	0-1

Total	30 Seasons	333-179
NFL	29 Seasons	302-165
NFL Playoff Record		31-13
College	1 Season	0-1

Coaching Experience

2025	North Carolina (HC)
2000-23	NE Patriots (HC)
1997-99	NY Jets (Asst. HC/DC)
1996	NE Patriots (Asst. HC/DBs)
1991-95	Cleveland Browns (HC)
1985-90	NY Giants (DC)
1980-84	NY Giants (ST/LBs)
1979	NY Giants (ST)
1978	Denver Broncos (Asst. ST)
1977	Detroit Lions (WRs/TEs)
1976	Detroit Lions (Asst. ST)
1975	Baltimore Colts (Special)

Eight-time Super Bowl champion Bill Belichick, architect of one of the greatest sports dynasties of all time and renowned as one of the top leaders to ever coach the game, was named the University of North Carolina's new head football coach on December 11th, 2024.

Belichick, the second-winningest coach in NFL history, agreed to a five-year deal.

"This is an exciting day for Carolina football and our university," said Chancellor Lee H. Roberts. "Carolina is committed to excellence and to creating an opportunity to succeed in everything we do, from the classroom to the field of competition. I know after speaking with Coach Belichick that he shares that commitment. His legacy speaks for itself, and we look forward to working together on the next chapter of Carolina football."

Said Carolina Director of Athletics Bubba Cunningham: "We know that college athletics is changing, and those changes require new and innovative thinking. Bill Belichick is a football legend, and hiring him to lead our program represents a new approach that will ensure Carolina football can evolve, compete and win -- today and in the future. At Carolina, we believe in providing championship opportunities and the best experience possible for our student-athletes, and Coach Belichick shares that commitment. We are excited to welcome him to Chapel Hill."

Belichick, who holds the NFL record for most Super Bowl wins (six with the New England Patriots as head coach and two more with the New York Giants as a coordinator), said: "I am excited for the opportunity at UNC. I grew up around college football with my Dad and treasured those times. I have always wanted to coach in college and now I look forward to building the football program in Chapel Hill."

A three-time AP NFL Coach of the Year (2003, 2007, 2010), Belichick has an all-time NFL head coaching record of 333-178 (.652) and is only 14 NFL wins away from the overall wins record. He is a member of the NFL's All-Decade Team for the 2000s and the 2010s, and he also was a member of the NFL's 100th Anniversary All-Time Team and holds the record for most NFL Playoff victories (31).

Belichick began his coaching career in 1975 as an assistant for the Baltimore Colts and became the defensive coordinator of the New York Giants in 1985, where he won two Super Bowls under Bill Parcells. He was named head coach of the Cleveland Browns in 1991 and was at the helm for five seasons. He also coached with the New England Patriots and New York Jets before becoming the head coach of the Patriots in 2000.

In 24 seasons, New England won 17 AFC East titles, made 13 AFC Championship appearances, and nine Super Bowl appearances.

Belichick also has ties to North Carolina.

Belichick's father, Steve, was an assistant football coach for the Tar Heels from 1953-55 before going on to become assistant football coach for more than three decades at the United States Naval Academy. There, Bill Belichick attended team meetings and film sessions with his father. He knew how to diagram complex plays before he became a teenager and credits his dad for teaching him the details of football at a young age.

He graduated in 1975 from Wesleyan University, where he played football and lacrosse. He has three children: Amanda, Stephen and Brian. (Arkansas) High School.



Superlatives Under Belichick at UNC

Total Yards	222 vs. TCU (9/1/25)
Points Scored	14 vs. TCU (9/1/25)
Yards Rushing	50 vs. TCU (9/1/25)
Yards Passing	172 vs. TCU (9/1/25)
Yards Per Play	4.5 vs. TCU (9/1/25)
Defensive INTs	1 vs. TCU (9/1/25)
Most Sacks	---
Fewest Yards Against	542 vs. TCU (9/1/25)
Fewest Passing Yards Against	284 vs. TCU (9/1/25)
Fewest Rushing Yards Against	258 vs. TCU (9/1/25)
Fewest Points Against	44 vs. TCU (9/1/25)

Belichick vs. Opponents

California	0-0
Charlotte	0-0
Clemson	0-0
Duke	0-0
NC State	0-0
Richmond	0-0
Stanford	0-0
Syracuse	0-0
TCU	0-1
UCF	0-0
Virginia	0-0
Wake Forest	0-0

Accomplishes and Honors

As a Head Coach:

- Six-time Super Bowl Champion
- Three-time AP NFL Coach of the Year
- NFL 2000's All-Decade Team
- NFL 2010's All-Decade Team
- NFL 100th Anniversary All-Time Team
- New England Patriots All-2000's Team
- New England Patriots All-2010's Team
- New England Patriots 50th Anniversary Team
- New England Patriots All-Dynasty Team

As an Assistant Coach:

- Two-time Super Bowl Champion

As an Executive:

- PFWA Executive of the Year (2021)

NFL Records

- Most Super Bowl wins: 8
- Most Super Bowl wins as a Head Coach: 6
- Most Super Bowl appearances: 12
- Most Super Bowl appearances as a Head Coach: 9
- Most playoff wins as a Head Coach: 31
- Most playoff appearances as a Head Coach: 19 (tied)
- Most divisional championships as a Head Coach: 17

Belichick Super Bowls

Coach Belichick holds the NFL record for most Super Bowl wins, two as a defensive coordinator with the New York Giants, and six as the head coach of the New England Patriots.

Year	Team	Opponent	Super Bowl
1986	New York Giants	Denver Broncos	XXI
1990	New York Giants	Buffalo Bills	XXV
2001	New England Patriots	St. Louis Rams	XXXVI
2003	New England Patriots	Carolina Panthers	XXXVIII
2004	New England Patriots	Philadelphia Eagles	XXXIX
2014	New England Patriots	Seattle Seahawks	XLIX
2016	New England Patriots	Atlanta Falcons	LI
2018	New England Patriots	Los Angeles Rams	LIII

Tar Heels Under Belichick

During his time in the NFL, Belichick had 18 different Tar Heels on the roster:

Baltimore Colts (1975)

- Ken Huff
- Don McCauley
- Robert Pratt

New York Giants (1979-90)

- Alan Caldwell
- Dee Hardison
- Lawrence Taylor
- Paul Davis
- Brian Johnston

Cleveland Browns (1991-95)

- Tim Goad

New England Patriots (1996)

- Troy Barnett
- Jimmy Hitchcock

New York Jets (1997-99)

- Leon Johnson
- Rick Terry

New England Patriots (2000-23)

- Riddick Parker
- Jimmy Hitchcock (was also from previous NE stop)
- Dexter Reid
- Sam Aiken
- Brandon Tate
- Alge Crumpler

WHAT THEY'RE SAYING...

"He's the greatest of all-time. I'm happy to have him here. I know his presence and his knowledge of the game are going to elevate our program. I'm here today in support of his hire, and I'm excited looking forward to the future."

- Julius Peppers (UNC 1998-2001)

College and Pro Football Hall of Famer

"Bill has the experience to elevate every aspect of our football program. This bold hire leaves no doubt that football is a priority in Chapel Hill."

- Alge Crumpler (UNC 1996-2000)

New England Patriots 2010 Team Captain

"Carolina is getting a tremendous coach. Being in that locker room for as many years as I did, those guys are going to play very hard. He's going to coach them well. It's a great benefit for all of those players that are going to that program, because they're getting the best coach that the NFL has ever seen, now he's at the college level."

- Tom Brady

Seven-time Super Bowl Champion




OFFENSIVE ASSISTANT COACHES



Freddie Kitchens

Offensive Coordinator/Tight Ends

Quick Facts: Begins his first year as offensive coordinator... Was the interim coach for UNC in the Fenway Bowl last December... Run Game Coordinator and TEs Coach at UNC last two seasons... Coached in the NFL for 16 seasons, former Cleveland Browns head coach



Matt Lombardi

Quarterbacks Coach

Quick Facts: Begins his first year as quarterbacks coach... Spent the 2024 season as an offensive analyst at Oregon, working with Dillon Gabriel... Previous stops with the Las Vegas Raiders, Carolina Panthers, Miami Dolphins in NFL, Baylor and Louisville in college



Will Friend

Offensive Line Coach

Quick Facts: Begins his first year as offensive line coach at UNC... Spent previous years at Western Kentucky (2024), Mississippi State (2023), Auburn (2021-22) and Tennessee (2018-20)... Played at Alabama alongside Freddie Kitchens



Garrick McGee

Wide Receivers Coach

Quick Facts: Begins his first year as wide receivers coach with the Tar Heels... Spent last two seasons at Louisville in same role... Head coach at UAB for two seasons (2012-13)



Natrone Means

Running Backs Coach

Quick Facts: Begins his first year as running backs coach... Spent last four seasons as offensive analyst at UNC... Two-time first team All-ACC as a player for Carolina... Seven-year NFL career, became youngest to score a TD in a Super Bowl (XXIX)... 1994 NFL All-Pro



Corey Gaynor

Offensive Assistant

Quick Facts: Second season on staff... Two-time honorable mention All-ACC (2022-23) with the Tar Heels... Started all 26 games during time at Carolina... Team captain in both years... Prior to Carolina, spent five seasons playing at Miami, making 38 starts



Manny Miles

Offensive Assistant

Quick Facts: Third season on staff at UNC... Spent three seasons as a graduate assistant at Arkansas State prior to Carolina... Played in college at UNC, Kansas and Appalachian State... Son of former national champion head coach Les Miles



Caleb Pickrell

Offensive Assistant

Quick Facts: Begins his first year as offensive assistant working with the tight ends... Joined Carolina staff in 2022... Worked at UCF prior... Spent seven seasons coaching high school football in Texas and Florida... Played college football at Stillman College



DEFENSIVE/SPECIAL TEAMS ASSISTANT COACHES



Steve Belichick

Defensive Coordinator/Linebackers

Quick Facts: Begins his first year as defensive coordinator... Spent 2024 season in same role at Washington... UW defense last season finished top-five nationally in several categories... Spent 12 seasons on defensive staff with the New England Patriots



Bob Diaco

Defensive Line Coach

Quick Facts: Begins his first year as defensive line coach... Spent last two years at LSU... Former UConn head coach (2014-16)... 2012 Broyles Award winner... Has been the DC at Central Michigan, Cincinnati, Notre Dame, Nebraska, Louisiana Tech and Purdue



Brian Belichick

Defensive Back/Safeties Coach

Quick Facts: Begins his first year on staff as the defensive backs coach... Spent nine years with the New England Patriots, coached the safeties from 2020-23



Armond Hawkins

Cornerbacks Coach

Quick Facts: Begins his first year as cornerbacks coach... Spent 2024 campaign working with Steve Belichick at Washington... UW defense finished top-five nationally in several passing defense categories



Jamie Collins

Inside Linebackers Coach

Quick Facts: Begins his first year as inside linebackers coach... Role at UNC is first coaching position... Played 11 years in the NFL with the Patriots, Browns and Lions... Won a Super Bowl XLIX with the Patriots and Bill Belichick... Retired in 2023



Ty Nichols

Outside Linebackers Coach

Quick Facts: First seasons on staff at Carolina... Spent three seasons at Arizona as an analyst and graduate assistant... Worked with the Wildcats' defensive line and linebackers... Coach high school football in Texas for a year



Mike Priefer

Special Teams Coordinator

Quick Facts: First season on staff with Carolina... Has over two decades of professional coaching experience... Most recently, was in the same role with the Cleveland Browns (2019-22)... Father, Chuck, spent six seasons on staff at Carolina under coach Dick Crum



Billy Miller

Special Teams Assistant

Quick Facts: Begins his first year as special teams assistant... Spent previous 10 years at IMG Academy, last three seasons as the head coach... Special teams assistant with Rutgers (2009-11), the Tampa Bay Buccaneers (2012-13) and New England Patriots (2014)



TAR HEEL SCORING DRIVES

TCU				
1st	#4 Hood 8-yard rush (Verhoff PAT)	7 plays	83 yards	3:59
3rd	#19 Johnson 2-yard pass from #14 Johnson (Verhoff PAT)	10 plays	80 yards	6:22



THE LAST TIME THE TAR HEELS

CAROLINA RUSHING

fewer than 25 carries: 21 at NC State, 2023
more than 50 carries: 53 vs. Wake Forest, 2024
more than 50 carries/consecutive games: 55 at Florida State and 53 vs. Wake Forest, 2024
200 yards/3 consecutive games: 288 at Virginia, 289 at Florida State, 230 vs. Wake Forest, 2024
300 yards: 330 vs. NC Central, 2024
400 or 500 yards: 554 at Miami, 2020
fewer than 25 yards: 17 vs. Louisville, 2017
fewer than 50 yards: 36 at Boston College, 2024
2 TDs: at Boston College, 2024
3 or 4 TDs: 4 at Florida State, 2024
5 TDs: vs. NC Central, 2024
6 TDs: vs. Wake Forest, 2021
7 or 8 TDs: 8 vs. East Carolina, 1981 (UNC record)

CAROLINA PASSING

fewer than 10 attempts: 9 vs. Southern California, 1993 in Anaheim
40 attempts: 45 vs. Pitt, 2024
50 attempts: 51 at Georgia Tech, 2019
fewer than five completions: 4 vs. Ohio University, 1993 (^vs. SDSU in the 1998 Las Vegas Bowl)
30 completions: 33 vs. Syracuse, 2023
fewer than 50 yards: 46 vs. Virginia, 2017
300 or 400 yards: 475 vs. James Madison, 2024
300 yards/5 consecutive games: 2022 (301 vs. Notre Dame, 367 vs. Virginia Tech, 309 at Miami, 380 at Duke, 388 vs. Pittsburgh)
400 yards/3 consecutive games: 2016 (462 vs. James Madison 453 vs. Pittsburgh, 405 at Florida State)
500 yards: 550 vs. Wake Forest, 2020 (UNC record)
2 or 3 TDs: 3 vs. NC State, 2024 (Jacolby Criswell)
4 or 5 TDs: 5 vs. Campbell, 2023 (Drake Maye 4, Conner Harrell 1)
6 TDs: vs. Wake Forest, 2020 (Sam Howell) (UNC record)
10 or more players with receptions: 11 vs. James Madison, 2024
had 2 or 3 intercepted: 3 at Boston College, 2024 (Jacolby Criswell)
had 4 intercepted: at California, 2018 (Nathan Elliott)
had 5 intercepted: at Clemson, 1995 (Mike Thomas)

CAROLINA TOTAL OFFENSE

500 yards: 500 at Florida State, 2024
600 yards: 616 vs. James Madison, 2024
500 or more yards in a loss: 616 vs. James Madison, 2024
400 yards/4 consecutive losses: 616 vs. JMU, 407 at Duke, 416 vs. Pitt, 417 vs. Georgia Tech, 2024
500 yards/3 consecutive games: 577 at Georgia Tech, 594 vs. Campbell, 537 vs. Duke (2 OT), 2023
500 yards/4 consecutive games: 656 vs. Virginia Tech, 558 at Florida State, 578 vs. NC State, 536 at Virginia, 2020
600 yards: 616 vs. James Madison, 2024
700 yards: 778 at Miami, 2020 (UNC record)
400 yards/half: 424 in 1st half vs. Syracuse, 2023
fewer than 100 yards: 73 vs. Florida State, 1997
fewer than 200 yards: 172 at Virginia Tech, 2017
fewer than 300 yards in a win: 252 at Minnesota, 2024
90 plays: 97 vs. Syracuse, 2023
fewer than 50 plays: 49 vs. TCU, 2025

CAROLINA SCORING

shut out its opponent: beat Idaho, 66-0, 2012
two shutouts in a season: 2012 (63-0 vs. Elon and 66-0 vs. Idaho)

shut out its opponent on the road: 50-0 at Wake Forest, 1994 (149 away games since the Wake Forest game)
was shut out: 0-13 at NC State, 2011 (143 games since the NC State game)
was shut out at home: 0-7 vs. Georgia Tech, 2006 (104 games at Kenan Stadium since the Georgia Tech game)
scored 0 points/half: ^2nd half vs. West Virginia, 2023 in Charlotte
40 points on the road: 41 at Virginia, 2024
50 points: 50 vs. James Madison, 2024 (lost, 50-70)
60 points: 63 at App State, 2022 (won, 63-61)
scored 50 straight points 52 vs. Campbell, 2023 (won, 59-7)
scored 50 points in a loss: 50-70 vs. James Madison, 2024
both teams scored 60 points: 63-61 win at App State, 2022
30 points/6 consecutive games: 2023 (31 vs. South Carolina, 40 vs. App St. in 2 OT, 31 vs. Minnesota, 41 vs. Pitt, 40 vs. Syracuse, 41 vs. Miami)
40 points/4 consecutive games: 2022 (48 vs. NC State, 41 at Virginia, 56 at Duke, 59 vs. Wake Forest)
50 points/consecutive games: 56 vs. Florida A&M, 63 at App State, 2022
80 points: 80 vs. Old Dominion, 2013 (won, 80-20) (UNC record)
allowed fewer than 10 points in consecutive games: 2012, defeated ECU, 27-6, and Idaho, 66-0
allowed fewer than 10 points in consecutive ACC games: 2006, lost, 0-7, to Georgia Tech and defeated NC State, 23-9
points/all 4 quarters: won at Virginia, 2024 (7-17-14-3)
TDs/all 4 quarters: lost to Georgia Tech, 2024 (7-7-10-10)
TDs/all four quarters on the road: at Georgia Tech, 2023 (lost, 42-46)
four TDs/quarter: fourth quarter vs. NC Central, 2024
28 points/quarter: fourth quarter vs. NC Central, 2024
30 points/half: 35 in the second half (13 in the third quarter and 22 in the fourth) at App State, 2022 (won, 63-61)
30 points/first half: 31 at Miami, 2020 (14 in the first quarter, 17 in the second quarter).
40 points/half: 42 in the first half (21 in the first and second quarters) vs. Western Carolina, 2020 (won, 49-9)
teams combined for 50 points/quarter: 62 in 4th quarter at App State, 2022 (App State 40, UNC 22 in a 63-61 UNC win)
successful 2-point conversion run: Drake Maye at App State, 2022
successful 2-point conversion pass: Jacolby Criswell to Bryson Nesbit vs. James Madison, 2024

CAROLINA MISCELLANEOUS

fewer than 10 first downs: 8 vs. Virginia Tech, 2016
30 first downs: 30 vs. James Madison, 2024
20 rushing first downs: 22 at Miami, 2020
20 passing first downs: vs. James Madison, 2024
both teams had 30 first downs: vs. Wake Forest, 2021 (UNC 31, Wake Forest 35)
converted 10 third-down attempts: 11 of 16 at Florida State, 2024
converted 70% of third-down attempts: 12 of 17 (70.6%) vs. Minnesota, 2023
zero third-down conversions: ^0 of 9 vs. UConn in Boston, 2024
converted multiple fourth-down attempts: 2 vs. Wake Forest, 2024
converted four fourth-down attempts: ^4 vs. Oregon, 2022 in San Diego (4 for 4)
attempted five or more fourth-down attempts: 2 for 6 vs. Pitt, 2024
was not penalized: vs. Wake Forest, 1969
penalized fewer than 5 times: 3 for 25 yards vs. TCU, 2025
penalized 10 times: 10 for 83 vs. Wake Forest, 2024
penalized 15 times: 16 for 102 vs. NC Central, 2024 (tied UNC record)
100 yards of penalties: 102 vs. NC Central, 2024
made 5, 6 or 7 sacks: 7 at Florida State, 2024
made 5 or more sacks/consecutive games: 10 at Virginia, 7 at Florida State, 2024
made 10 or more sacks: 10 at Virginia, 2024
did not have a sack: vs. TCU, 2025
allowed more than 5 sacks: 7 at Boston College, 2024
made 15 or more tackles for losses: 16 vs. South Carolina, 2023 in Charlotte (for 33 yards)
trailed at half in a win: trailed at Minnesota, 7-14, won 19-17, 2024



THE LAST TIME THE TAR HEELS

trailed after 3 quarters in a win: trailed at Minnesota, 13-14, won 19-17, 2024
trailed by 10 points on the road in a win: trailed at Duke, 10-21, and won, 38-35, in 2022
trailed by 10 points at a neutral-site game in a win: Trailed South Carolina, 9-20, in Charlotte and won, 24-20, in 2019
scored TD in the final minute of regulation to win: Antoine Green, 8-yard pass from Drake Maye with 0:16 to play at Duke, 2022
scored game-winning points on final play of the game: at Florida State, 2016 (Nick Weiler 54-yard field goal in 37-35 win)
took the lead in a win in the final 2:00 on field goal: 45 yarder by Noah Burnette with 1:44 to play at Minnesota, 2014 (won, 19-17)
tied game on final play of regulation: vs. Duke, 2023 (Noah Burnette kicked 43-yard field goal to tie game, 39-39)
possession time of 40 minutes: 41:19 at Miami, 2020
two 90-yard scoring drives: 94 for a touchdown and 95 for a touchdown vs. Syracuse, 2023
99-yard TD drive: at Miami, 2022 (eight plays)
won in overtime: 2023 vs. Duke (won, 47-45, double OT, on 5-yard run by Drake Maye and Maye's two-point pass to John Copenhagen)
played more than 2 OT: six, 2019 at Virginia Tech (lost, 41-43)
10 or more consecutive wins: 11 in 2015
seven consecutive road wins: 2022 at App State, Georgia State, Miami, Duke, Virginia and Wake Forest; 2023 at Pittsburgh

CAROLINA SPECIAL TEAMS

kicked off 10 times: vs. Campbell, 2023
did not punt: vs. Virginia, 2021
punted 1 time: vs. Duke, 2023 (2 OT)
punted 10 times: at Wake Forest, 2019
non-punter punted: Drake Maye vs. Campbell, 2023
had punt blocked: at Duke, 2024 (Tom Maginness, punter)
had punt blocked but gained first down: vs. Syracuse, 2023 (Ben Kiernan, punter, recovered blocked kick and rushed 17 yards for first down)
had field goal blocked: vs. Georgia Tech, 2024 (Noah Burnette)
recovered an onside kick: at Virginia, 2024
recovered 2 onside kicks: at App State, 2022
made 8 point after attempts: vs. Campbell, 2023 (8 for 8, Noah Burnette)
missed a point after attempt: kick failed vs. NC State (Noah Burnette)

CAROLINA TURNOVERS

committed 0 turnovers: at Florida State, 2024
committed 0 turnovers/consecutive games: at Virginia, at Florida State, 2024
committed a turnover: vs. TCU, 2025 (1 fumble, 1 INT)
committed 2-or-more: vs. TCU (2 fumbles, 1 INT)
committed 3: vs. TCU (2 fumbles, 1 INT)
committed 4 or 5: 5 vs. James Madison, 2024 (3 fumbles, 2 INTs)
committed 6: at Miami, 2018
committed 7, 8 or 9: 9 vs. Miami (Ohio), 2002
lost 3 fumbles: vs. James Madison, 2024
lost 6 fumbles: vs. Miami (Ohio), 2002
had 2 or 3 intercepted: at Boston College, 2024 (Jacolby Criswell)
had 4 intercepted: at California, 2018 (Nathan Elliott)
had 5 intercepted: at Clemson, 1995 (Mike Thomas)
did not fumble: at Boston College, 2024
neither team fumbled: vs. Minnesota, 2023
did not fumble/4 consecutive games: vs. South Carolina in Charlotte, App State (2 OT), Minnesota, at Pittsburgh, 2023
UNC defense intercepted 2 passes: vs. Wake Forest, 2024
UNC defense intercepted multiple passes/3 consecutive games: at Virginia, at Florida State, vs. Wake Forest, 2024

UNC defense intercepted 3 passes: vs. Miami, 2021
UNC defense intercepted 4 passes: vs. Virginia, 2015
UNC defense intercepted 5 passes: at Virginia, 2010

CAROLINA RANKINGS (Associated Press)

ranked No. 1: 14-0 win over NC State, 1948
ranked No. 2: 28-6 win at Wake Forest, 1948
ranked No. 3: lost, 26-28, at No. 13 Maryland, 1983
ranked No. 4: 20-7 win at NC State, 1997
ranked No. 5: lost, 28-31, to Florida State, 2020
ranked in the top 10: No. 10 in 27-31 loss to Virginia, 2023
won as top-25 team: No. 24 in 47-45 win over Duke, 2023 (2 OT)
played/lost as a top-25 team: No. 22 in 31-20 loss at Clemson, 2023
won as a top-5 team: No. 5 in 16-13 win over Georgia Tech, 1997
won as a top-10 team: No. 8 in 56-45 win over No. 19 Virginia Tech, 2020
played No. 1: lost to Clemson, 20-21, in 2019
played top-5 opponent: ^lost to No. 5 Texas A&M, 27-41, in 2020, Miami Gardens, Fla.
beat a top-5 opponent: beat No. 4 Miami, 28-31, in 2004
played/beat top-10 opponent: beat No. 10 Wake Forest, 58-55, 2021
played/beat a top-25 opponent: beat No. 25 Miami, 41-31, 2023
beat a top-10 opt. on the road: beat No. 9 Miami, 62-26, in 2020
beat a top-25 opt. on the road: beat No. 9 Miami, 62-26, in 2020

RUSHING BY A TAR HEEL

35 carries: 35 by Omarion Hampton vs. Wake Forest, 2024
more than 35 carries: 37 by Ryan Houston vs. Duke, 2009
40 carries: 47 by Mike Voight vs. Duke, 1976 (tied UNC record)
100 yards/freshman: 105 by Davion Gause vs. Charlotte, 2024
100 yards/8 consecutive games: Omarion Hampton, 2024 (210 vs. NC Central, 139 vs. James Madison, 103 at Duke, 106 vs. Pitt, 137 vs. Georgia Tech, 105 at Virginia, 172 at Florida State, 244 vs. Wake Forest) UNC record
100 yards/first career game: 105 by Davion Gause vs. Charlotte, 2024
100 yards/quarter: 102 by Omarion Hampton, 100 in 1st quarter vs. Wake Forest, 2024
100 yards/quarter/consecutive games: Omarion Hampton, 102 in 3rd quarter at Florida State and 100 in 1st quarter vs. Wake Forest, 2024
150 yards/consecutive games: Omarion Hampton, 172 at Florida State and 244 vs. Wake Forest, 2024
175 yards: Omarion Hampton, 185 vs. NC State, 2024
200 yards: 244 by Omarion Hampton vs. Wake Forest, 2024
250 or 300 yards: 308 by Michael Carter at Miami, 2020 (UNC record)
100 yards rushing and receiving: Jonathan Linton at Georgia Tech, 1997 (138 rushing, 137 receiving)
75-yard TD run: Omarion Hampton vs. NC State, 2024
80-yard TD run: Elijah Green vs. Georgia Tech, 2022
2 TDs: Davion Gause at Boston College, 2024
multiple TDs/consecutive games: Omarion Hampton, 2 at Virginia, 4 at Florida State, 2024
3 TDs/consecutive games: Omarion Hampton, 2024 (vs. NC Central and James Madison)
4 TDs: Omarion Hampton at Florida State, 2024
5 TDs: Kelvin Bryant vs. Miami (Ohio), 1981
6 TDs: Kelvin Bryant vs. ECU, 1981 (UNC record)
rushed for TDs/4 consecutive games: Omarion Hampton, 2023 (at Georgia Tech, vs. Campbell, vs. Duke in 2 OT, at Clemson)
rushed for TDs/5 or 6 consecutive games: 6 games by Elijah Green, 2022
rushed for TDs/7 or 8 consecutive games: Javonte Williams (8 games in a row), first 8 games in 2020
combined for 10 TDs/consecutive games: 11 by Kelvin Bryant vs. ECU (6) and Miami of Ohio (5), 1981



THE LAST TIME THE TAR HEELS

rushing TD/overtime: Drake Maye (5 yards in second OT) vs. Duke, 2023

4 gained 50 yards: Omarion Hampton (101), Elijah Green (72), Drake Maye (55), George Pettaway (51) vs. Florida A&M, 2022

2 gained 100 yards: Ty Chandler (213) and Sam Howell (104) vs. Wake Forest, 2021

3 gained 100 yards: Tyrone Anthony (157), Eddie Colson (119) and Ethan Horton (116) vs. Wake Forest, 1983

2 gained 200 yards: Michael Carter (308) and Javonte Williams (236) at Miami, 2020

quarterback gained 100 yards: 106 by Drake Maye at NC State, 2023

quarterback gained 140 yards: 148 by Marquise Williams vs. Georgia Tech, 2014

quarterback gained 150 yards: 174 by Ricky Lanier vs. VMI, 1174 (UNC record by QB)

wide receiver rushed for 100 yards: 106 by Brandon Tate vs. McNeese State, 2008

100 rushing and 200 passing yards: Drake Maye at NC State, 2023 (106 rushing, 254 passing)

100 rushing and 300 passing yards: Sam Howell at Notre Dame, 2021 (101 rush, 341 passing)

100 rushing and 300 passing yds/consecutive games: Sam Howell vs. Georgia St (104 rush, 352 pass), vs. Virginia (112 rush, 307 pass), 2021

PASSING BY A TAR HEEL

40 or 45 attempts: 45 by Jacolby Criswell vs. Pitt, 2024

50 attempts: 51 by Sam Howell at Georgia Tech, 2019

50 attempts in a game without an interception: 52 by Nathan Elliott at Syracuse, 2018 (2 OT)

10 completions/quarter: Jacolby Criswell, fourth quarter vs. JMU, 2024

more than 10 completions/quarter: 11 by Drake Maye, third quarter at NC State, 2023

30 or more completions: 33 by Drake Maye vs. Syracuse, 2023

35 completions: Mitch Trubisky vs. Pittsburgh, 2016

38 completions: Marquise Williams vs. Georgia Tech, 2014 (UNC record)

10 consecutive completions to begin the game: Drake Maye in the first quarter vs. South Carolina, 2023 in Charlotte (10 of 10 for 73 yards)

more than 10 consecutive completions: 11 by Drake Maye at Pittsburgh, 2023

13 consecutive completions: Drake Maye, 2022 (last 9 attempts at Duke, first 4 vs. Pittsburgh)

30 consecutive completions: 30 by Mitch Trubisky, 2016 (last 18 vs. James Madison, first 12 vs. Pittsburgh)

200 yards/quarter: 207 by Drake Maye, 2nd quarter vs. Syracuse, 2023

250 yards/half: 262 by Jacolby Criswell, 1st half vs. James Madison, 2024 (192 in 1st quarter, 70 in 2nd)

300 or 400 yards: 475 by Jacolby Criswell vs. James Madison, 2024

300 yards/5 consecutive games: Drake Maye, 2022 (301 vs. Notre Dame, 363 vs. Virginia Tech, 309 at Miami, 380 at Duke, 388 vs. Pittsburgh)

400 yards/2 and 3 consecutive games: Mitch Trubisky, 2016 (432 vs. James Madison, 453 vs. Pittsburgh, 405 at Florida State)

500 yards: 550 by Sam Howell vs. Wake Forest, 2020 (UNC record)

2 or 3 TDs: 3 by Jacolby Criswell vs. NC State, 2024

4 TDs: Drake Maye vs. Campbell, 2023

5 TDs: Drake Maye vs. Pittsburgh, 2022

6 TDs: Sam Howell vs. Wake Forest, 2020 (UNC record)

50-yard TD pass: 50 yards from Jacolby Criswell to Chris Culliver vs. NC State, 2024

75-yard TD pass: 77 yards from Drake Maye to Kobe Paysour vs. Syracuse, 2023

80-yard TD pass: 80 yards from Drake Maye to Antoine Green vs. Notre Dame, 2022

85-yard pass: 85 yards from Sam Howell to Dyami Brown at Miami, 2020

90-yard TD pass: 91 yards by Marquise Williams to Mack Hollins vs. San Diego State University, 2014

quarterback came off the bench to lead team to win: Jacolby Criswell vs. NC Central, 2024

non-quarterback w/TD pass: ^RB Caleb Hood to TE John Copenhaver (17 yards) vs. UConn in Boston, 2024

non-quarterback w/TD pass to a quarterback: WR Rontavius Groves to Sam Howell (1 yard) at Miami, 2020

had 2 or 3 intercepted: 3 by Jacolby Criswell at Boston College, 2024

had 4 intercepted: Nathan Elliott at California, 2018

had 5 intercepted: Mike Thomas at Clemson, 1995

RECEIVING BY A TAR HEEL

10 or more receptions: 10 by Nate McCollum vs. Pitt, 2024

10 or more receptions/half: 11 by Nate McCollum in 1st half vs. Minnesota, 2023

2 with 10 receptions: 11 by Josh Downs and 10 Antoine Green vs. Pittsburgh, 2022 (first time in UNC history)

10 receptions/consecutive games: 3 straight by Josh Downs, 2022 (11 vs. Pittsburgh, 15 at Virginia, 11 at Wake Forest) UNC record

15 receptions: Nate McCollum vs. Minnesota, 2023

16 receptions: Ryan Switzer vs. Pittsburgh, 2016 (tied UNC record)

30 combined/consecutive games: Ryan Switzer, 2016 (16 vs. Pittsburgh, 14 at Florida State)

3 40-yard receptions in a game: Tez Walker vs. Duke, 2023 (43, 48, 43)

100 yards: 129 by J.J. Jones at Virginia, 2024

100 yards/half: 105 by Nate McCollum, 2nd half vs. Pitt, 2024

2 with 100 yards: 135 by Nate McCollum and 100 by Kobe Paysour vs. Syracuse, 2023

100 yards by a running back: 149 by Romar Morris at Louisville, 2012

100 yards/consecutive games by a running back: Anthony Elzy, 2010 (102 vs. Virginia Tech, 178 vs. NC State)

100 yards by a tight end: 123 by Carl Tucker vs. Virginia Tech, 2018

100 yards/consecutive games: Tez Walker, 2023 (132 vs. Miami, 146 vs. Virginia)

100 yards/3 or 4 consecutive games: 4 by Josh Downs, 2022 (126 at Duke, 102 vs. Pittsburgh, 166 at Virginia, 154 at Wake Forest)

150 yards: 162 by Tez Walker vs. Duke, 2023 (2 OT)

200 yards: 203 by Josh Downs vs. Virginia, 2021

3 100-yard games in a season by a tight end: Eric Ebron, 2013 (108 at Georgia Tech, 199 vs. Miami, 121 vs. Duke)

2 with 150 yards: Dazz Newsome (189) and Dyami Brown (163) vs. Wake Forest, 2020

150 yards/consecutive games: Josh Downs, 2022 (166 at Virginia, 154 at Wake Forest)

2 TD receptions: J.J. Jones at Virginia, 2024

3 TD receptions: Tez Walker vs. Miami, 2023

4 TD receptions: Chesley Borders at ASU, (UNC record)

3 TD receptions/quarter: Hakeem Nicks vs. Boston College, 2nd quarter, 2008

TD receptions/4 consecutive games: Bryson Nesbit, 2024 (vs. Charlotte, NC Central, James Madison and Duke)

TD receptions/5, 6, 7 or 8 consecutive games: 8 by Josh Downs, 2020-21 (2 vs. Texas A&M, 1 at Virginia Tech, 1 vs. Georgia State, 2 vs. Virginia, 1 at Georgia Tech, 1 vs. Duke, 1 vs. Florida State, 1 vs. Miami)

multiple TD receptions/consecutive games: Josh Downs, 2022 (2 vs. Florida A&M, 2 vs. Notre Dame; did not play in the next two games after Florida A&M)

TD receptions by 2 tight ends: Bryson Nesbit and John Copenhaver vs. NC Central and James Madison, 2024

TOTAL OFFENSE BY A TAR HEEL

300 yards: 320 by Jacolby Criswell at Virginia, 2024

400 yards: 480 by Jacolby Criswell vs. James Madison, 2024

500 yards: 519 by Drake Maye at Wake Forest, 2022

60 plays: 61 by Drake Maye vs. Syracuse, 2023 (14 run, 47 pass)



THE LAST TIME THE TAR HEELS/AN OPPONENT

SCORING (OFFENSE) BY A TAR HEEL

multiple TDs/consecutive games: Omarion Hampton, 2 at Virginia, 5 at Florida State, 2024

3 TDs/consecutive games: 3 by Omarion Hampton vs. NC Central and James Madison, 2024 (rushing)

4 or 5 TDs: 5 by Omarion Hampton at Florida State, 2024 (4 rushing, 1 receiving)

3 TDs of 25 or more yards: Dyami Brown vs. Virginia, 2019 (all receiving – 47, 34, 42 yards)

accounted for 6 or 7 TDs: 7 by Sam Howell vs. Wake Forest, 2020 (one rushing, six passing)

scored a TD in the final minute of regulation to win: Antoine Green, 8-yard pass from Drake Maye with 0:16 to play at Duke, 2022

scored TD in overtime: Drake Maye (5-yard run in second OT) vs. Duke, 2023

rushing and receiving TDs: Omarion Hampton vs. NC State, 2024

rushing and receiving TDs and threw a TD pass: Sam Howell at Miami, 2020

caught a TD, threw for a TD and returned a kickoff for a TD: Anthony Ratliff-Williams at Pittsburgh, 2017

wide receiver rushed for a TD: Nate McCollum (37 yards) vs. Charlotte, 2024

offensive lineman scored a TD: Center Jason Brown recovered a UNC fumble in the end zone vs. Texas, 2002

two players wearing the same number scored TDs: WR No. 5 J.J. Jones (two TD receptions) and DL No. 5 Jahvaree Ritzie (INT return) at Virginia, 2024

SPECIAL TEAMS BY A TAR HEEL

returned kickoff for a TD: ^Chris Culliver, 95 yards vs. UConn in Boston, 2024

returned opponents' onside kick for a TD: Bryson Nesbit, 43 yards at App State, 2022

returned punt for a TD: Alijah Huzzie 69 yards vs. Georgia Tech, 2024

returned 2 punts for TDs: Ryan Switzer at Pittsburgh, 65 yards and 61 yards, 2013

blocked a punt: Caleb LaVallee vs. James Madison, 2024

blocked 2 or 3 punts: 3 by Bruce Carter vs. Connecticut, 2008

blocked a punt for a TD: Caleb LaVallee blocked a James Madison punt and Davion Gause returned 34 yards for a TD, 2024

recovered 2 blocked punts for TDs: Andre Purvis at Tulane, 1992

blocked a field goal: Myles Murphy at Georgia State, 2022

blocked an extra-point attempt: Tomon Fox vs. Western Carolina, 2020

60-yard punt: 65 by Tom Maginness at Duke, 2024

70-yard punt: 70 by Ben Kiernan at Georgia State, 2022

80-yard punt: 83 by Scott McAlister at Georgia Tech, 1989

successful fake punt: 6-yard run by John Copenhaver vs. Wake Forest, 2024

punter rushed for a first down: Ben Kiernan 17 yards vs. Syracuse, 2023 (after punt was blocked)

50-yard field goal: 50 yards by Noah Burnette vs. Georgia Tech, 2024

game-winning field goal as time expired: Nick Weiler, 54 yards at Florida State, 2016 (won, 37-35)

took the lead in a win in the final 2:00 on field goal: 45 yarder by Noah Burnette with 1:44 to play at Minnesota, 2014 (won, 19-17)

made 3 field goals: Noah Burnette at Virginia, 2024

made 4 field goals: Noah Burnette at Minnesota, 2024

made 5 or 6 field goals: 6 by Noah Burnette in 2 OT vs. Duke, 2023 (23, 31, 25, 27, 43 and 24 yards)

made 3 40-yard field goals: Noah Burnette at Minnesota, 2024 (52, 42 and 45 yards)

made 3 50-yard field goals: Dan Orner at Syracuse, 2002 (51, 52 and 55 yards)

made 13 consecutive field goals: Noah Burnette (last eight attempts in 2023 and first five in 2024)

returned a blocked extra point for 2 points: Lionell Green vs. Wake Forest, 2003 (only time in UNC history)

DEFENSE BY A TAR HEEL

returned a 2-point conversion for 2 points: Trey Morrison, 98 yards at Boston College, 2020

returned a fumble for a TD: Trey Morrison, 63 yards vs. Duke, 2021
defensive lineman returned a fumble for a TD: tackle Cam Thomas returned a fumble 20 yards for a touchdown at Boston College, 2009

returned an interception for a TD: Power Echols, 42 yards vs. Wake Forest, 2024

defensive lineman returned an interception for a TD: Jahvaree Ritzie, 84 yards at Virginia, 2024

had a sack and an interception: Jahvaree Ritzie, 84 yards (TD) at Virginia, 2024

2 interceptions: Alijah Huzzie at Pittsburgh, 2023 (QB Christian Veilleux)

2 interceptions in the fourth quarter: Myles Wolfolk vs. South Carolina, 2019

3 interceptions: Kendrick Burney vs. Miami, 2009 (QB Jacory Harris)

15 or more tackles: 17 by linebacker Cedric Gray at NC State, 2023

20 or more tackles: 22 by linebacker Cole Holcomb vs. Georgia Tech, 2018

3.5 sacks: Beau Atkinson at Florida State, 2024

multiple sacks/consecutive games: Beau Atkinson, 2 at Virginia, 3.5 at Florida State, 2024

3 sacks twice in a season: Jahvaree Ritzie at Minnesota and Virginia, 2024

4 sacks: Julius Peppers at Virginia, 2000

5 tackles for loss: 5.5 by Kaimon Rucker vs. South Carolina, 2023 in Charlotte

scored a safety: ^sack by Kareem Martin and Brandon Ellerbe in the end zone vs. Cincinnati, 2013 in Charlotte

forced a fumble, had a sack & intercepted a pass: Dominique Ross vs. Duke, 2019

recovered a fumble & intercepted a pass: Cedric Gray vs. Miami, 2023

OPPONENTS RUSHING

300 yards: 371 by Georgia Tech, 2024

400 yards: 461 by Georgia Tech, 2018

500 yards: ^645 by Baylor, 2015 in Orlando, Fla.

600 yards: ^645 by Baylor, 2015 in Orlando, Fla.

fewer than 10 yards: 7 at Virginia, 2024 (lost 67 yards on sacks)
fewer than 50 yards: 42 at Florida State, 2024 (lost 45 yards on sacks)

negative yards: -2 by South Carolina, 2023 in Charlotte (lost 65 yards on sacks)

50 carries: 52 at Boston College, 2024

60 carries: 60 at Virginia Tech, 2019 (6 OT)

fewer than 25 carries: 22 by Virginia, 2021

2 TDs: vs. TCU, 2025

3 TDs: at Boston College, 2024

4 or 5 TDs: 5 by Georgia Tech, 2024

OPPONENTS PASSING

fewer than 10 attempts: 2 by Georgia Tech, 2018

40 attempts: 41 at Virginia, 2024

50 attempts: 57 at Miami, 2022

fewer than 5 completions: 2 by Georgia Tech, 2018

fewer than 10 completions: 8 at Florida State, 2024

30 completions: 31 by Miami, 2023

40 completions: 42 by Miami, 2021 (record vs. UNC)

fewer than 50 yards: 27 by The Citadel, 2016

fewer than 100 yards: 91 by NC Central, 2024

300 yards: 381 by Pitt, 2024

400 yards: 496 at Miami, 2022



THE LAST TIME AN OPPONENT

500 yards: 553 by Virginia, 2021
2 TD passes: 2 by TCU, 2025
3 TD passes: Pitt, 2024
4 or 5 TD passes: 5 by James Madison, 2024
6 TD passes: at App State, 2022

OPPONENTS TOTAL OFFENSE

fewer than 100 yards: 91 by Clemson, 1996
fewer than 200 yards: 167 by NC Central, 2024
500 yards: 542 by TCU, 2025
600 yards: 611 by James Madison, 2024
700 yards: 705 by Louisville, 2017
90 plays: 90 by Wake Forest, 2021
100 plays: ^102 by Baylor, 2015 in Orlando, Fla. (record vs. UNC)

OPPONENTS SCORING

50, 60 or 70 points: 70 by James Madison, 2024 (ties record vs. UNC)
40 points/quarter: 40 at App State (4th), 2022 (record vs. UNC)
50 points/half: 53 in 1st by James Madison, 2024 (record vs. UNC)
4 TDs/quarter: 4 by James Madison in 2nd quarter, 2024
5 or 6 TDs/quarter: 6 at App State (4th), 2022 (record vs. UNC)
20 or more points/fourth quarter: 22 by NC State, 2024
20 or more points/2 quarters: 25 in the first quarter and 28 in the second quarter by James Madison, 2024
points/all 4 quarters: at Boston College, 2024 (3-21-3-14)
TDs/all 4 quarters: TCU, 2025 (7-13-21-7)
TD in overtime: 6-yard pass by Grayson Loftis to Jordan Moore, Duke, 2023 (in second OT)
successful 2-point conversion run: Lawayne McCoy at Florida State, 2024
successful 2-point conversion pass: at Virginia, 2024 (Tony Muskett to JR Wilson)

OPPONENTS MISCELLANEOUS

fewer than 10 first downs: 9 by Idaho, 2012
fewer than 15 first downs: 10 at Florida State, 2024
30 first downs: 30 by App State, 2023 (2 OT)
30 first downs in a UNC win: 30 by App State, 2023 (2 OT)
35 first downs: 35 by Notre Dame, 2022
more than 35 first downs: ^38 by Baylor, 2015 in Orlando, Fla.
20 rushing first downs: 24 by Georgia Tech, 2018
30 rushing first downs: ^30 by Baylor, 2015 in Orlando, Fla.
20 passing first downs: 20 by Miami, 2023
converted 10 third-down attempts: 13 of 20 at Duke, 2018
converted 50% third-down attempts: 7 of 12 (58.3%) by TCU, 2025
converted 60% of third-down attempts: 8 of 13 (61.5%) at Georgia Tech, 2023
converted less than 15% of third-down attempts: 2 of 10 (14.3%) at Duke, 2024
converted 20% or less third-down attempts: 2 of 10 (20%) at Florida State, 2024
converted four fourth-down attempts: 4 of 4 by Duke, 2023 (2 OT)
was not penalized: at Virginia, 1991
penalized 10 times: 12 by James Madison, 2024
100 yards of penalties: 105 by James Madison, 2024
scored TD on first play from scrimmage: ^75-yard pass Garrett Greene to Traylon Ray, West Virginia, 2023 in Charlotte
scored game-winning points on final play: at Virginia Tech, 2019 (Quincy Patterson 3-yard run in sixth OT for 43-41 VT win)
scored game-winning points in the final 20 seconds: Georgia Tech, 2024 (68-yard TD run by Jamal Haynes with 0:16 to play for a 41-34

GT win)
scored game-winning points in the final 30 seconds: NC State, 2024 (2-yard TD run by Hollywood Smothers with 0:25 to play for a 35-30 NC State win)
trailed at halftime in a win over UNC: at Duke, 2024 (UNC led 17-0, Duke won, 20-21)
trailed by 10 or more points in second half in a win over UNC: at Duke, 2024 (UNC led 20-7 in the fourth, Duke won 20-21)
trailed at halftime in consecutive wins over UNC: Virginia and at Georgia Tech, 2023
trailed by 10 or more points in second half in consecutive wins over UNC: Virginia and at Georgia Tech, 2023
tied after 3 quarters in a win over UNC: Virginia, 2023 (24-24 after the third quarter, UVA won 31-27)
trailed after 3 quarters in a win over UNC: Carolina led 20-13 in the fourth quarter vs. NC State, 2024 (NC State won 35-30)
scored on 8 consecutive possessions: first 8 (FG-FG-TD-TD-FG-TD-TD) at NC State, 2023
scored every possession/2nd half: NC State, 2024 (FG-FG-TD-TD-FG-TD)

OPPONENTS SPECIAL TEAMS

did not punt: ^Baylor, 2015 in Orlando, Fla.
punted 10 times: Western Carolina, 2017
averaged 50 yards punting: 50.2 yards on 5 punts
blocked a UNC field goal: Rodney Shelley of Georgia Tech, 2024
blocked a UNC punt: James Hopson of Duke blocked Tom Maginnes' punt, 2024 (Duke fumbled ball back to UNC)
blocked a UNC punt for a TD: Terrence Spence of James Madison blocked Tom Maginnes' punt, returned 14 yards for a TD by Jaden Mines, 2024
successful fake punt: 11-yard pass by punter Porter Wilson to Terry Moore for a first down, Duke, 2023 (2 OT)
recovered an onside kick: James Madison, 2024 (in 1st quarter, led to touchdown)

OPPONENTS TURNOVERS

committed 0 turnovers in a UNC win: Charlotte, 2024
committed 0 turnovers: ^UConn in Boston, 2024
committed 2: at Florida State, 2024
committed 3: Wake Forest, 2024
committed 4: Campbell, 2023
committed 5: Georgia Tech, 2018
committed 6: Liberty, 2014
committed 7: Pittsburgh, 1979
lost 5 fumbles: Virginia, 1972
threw 5 interceptions: at Virginia, 2010
did not fumble: vs. TCU, 2025
possession time of 40 minutes: 40:06 at NC State, 2023

RUSHING BY AN INDIVIDUAL OPPONENT

30 carries: Star Thomas at Duke, 2024
35 carries: Vintavious Cooper, East Carolina, 2013
100 yards: 113 by Kevorian Barnes, TCU, 2025
150 yards: 170 by Jamal Haynes, Georgia Tech, 2024
175 yards: 178 by Dontae Smith at Georgia Tech, 2023
200 yards: 227 by Nick Chubb, Georgia, 2016 in Atlanta
70-yard TD: 75 by Kevorian Barnes, TCU, 2025
80- or 90-yard TD: 91 by Kyren Williams, Notre Dame, 2021 (record vs. UNC)
2 TD: Hollywood Smothers, NC State, 2024



THE LAST TIME AN OPPONENT

2 TD by 2 players: Jamal Haynes and Haynes King, Georgia Tech, 2024
3 TD: Mike Hollins, Virginia, 2023
4 or 5 TD: 5 by Reggie Gallaspy, NC State, 2018 (OT)
2 gained 100 yards: 170 by Jamal Haynes and 107 by Haynes King, Georgia Tech, 2024
quarterback rushed for 100 yards: 107 by Haynes King, Georgia Tech, 2024
rushed and passed for 100 yards: 107 by Haynes King, Georgia Tech, 2024 (107 rushing, 127 passing)

PASSING BY AN INDIVIDUAL OPPONENT

40 attempts: 42 by Eli Holstein, Pitt, 2024
50 attempts: 57 by Tyler Van Dyke at Miami, 2022
30 completions: 31 Tyler Van Dyke, Miami, 2023
40 completions: 42 by Tyler Van Dyke at Miami, 2022 (record vs. UNC)
300 yards: 381 by Eli Holstein, Pitt, 2024
400 yards: 496 by Tyler Van Dyke at Miami, 2022
500 yards: 554 by Brennan Armstrong, Virginia, 2021 (record vs. UNC)
2 TD passes: Josh Hoover, TCU, 2025
3 TD passes: Eli Holstein, Pitt, 2024
4 or 5 TD passes: 5 by Alonza Barnett, James Madison, 2024
6 TD passes: Chase Brice at App State, 2022
75-yard TD pass: ^Garrett Greene to Traylon Ray, West Virginia, 2023 in Charlotte
longer than 75-yard TD pass: 76 yards by D'Eriq King to Brevin Jordan at Miami, 2020
50 plays, running and passing: 52 by Eli Holstein, Pitt, 2024 (10 rushes, 42 passes), 2024
60 plays, running and passing: 63 by Tyler Van Dyke at Miami (6 rushes, 57 passes), 2022

RECEIVING BY AN INDIVIDUAL OPPONENT

10 receptions: 11 by Desmond Reid, Pitt, 2024
12 receptions: 12 by Malik Washington, Virginia, 2023
two players gained 100 yards: 155 by Desmond Reid and 111 by Konata Mumpfield, Pitt, 2024
150 yards: 155 by Desmond Reid, Pitt, 202
175 yards: 178 by Xavier Legette, South Carolina, 2023 in Charlotte
200 yards: 217 by Jericho Cotchery at NC State, 2003
2 TD receptions: KC Concepcion at NC State, 2023
3 TD receptions: Jordan Moore, Duke, 2023 (2 OT)
multiple TD receptions by 2 players: 2 each by Malik Rutherford and Brett Seither at Georgia Tech, 2023

TOTAL OFFENSE BY AN INDIVIDUAL OPPONENT

400 yards: 457 by Eli Holstein, Pitt, 2024
500 yards: 538 by Brennan Armstrong, Virginia, 2021

SCORING BY AN INDIVIDUAL OPPONENT

3 TDs: Jordan Moore, Duke, 2023 (2 OT) (3 receiving)
4 or 5 TDs: 5 by Reggie Gallaspy, NC State (5 rushing), 2018 (OT)
accounted for 4 TDs: 4 by Eli Holstein, Pitt, 2024 (1 rush, 3 pass)
accounted for 5, 6 or 7 TDs: 7 by Alonza Barnett, James Madison, 2024 (2 run, 5 pass, tied record vs. UNC)
2-point conversion run: Lawayne McCoy at Florida State, 2024
2-point conversion pass: Tony Muskett to JR Wilson at Virginia, 2024

SPECIAL TEAMS BY AN INDIVIDUAL OPPONENT

returned a kickoff for a TD: 100 yards by Kenny Johnson at Pittsburgh, 2023
returned a punt for a TD: ^78 yards by Beanie Bishop Jr., West Virginia, 2023 in Charlotte
recovered an onside kick: Peyton Jones, Duke, 2023 (2 OT)
blocked a UNC punt: James Hopson of Duke blocked Tom Maginnes' punt, 2024 (Duke fumbled ball back to UNC)
blocked a punt for a TD: Terrence Spence of James Madison blocked Tom Maginnes' punt, returned 14 yards for a TD by Jaden Mines, 2024
blocked a field goal: Rodney Shelley, Georgia Tech, 2024
blocked a field goal for a TD: Artie Burns, Miami, blocked a Thomas Moore kick and Ladarius Gunter returned it 67 yards for a touchdown, 2013
60-yard punt: 60 by Daniel Sparks at Virginia, 2024
70-yard punt: 77 by Durant Brooks at Georgia Tech, 2007
50-yard field goal: 56 by Ryan Fitzgerald at Florida State, 2024 (ties record by opponent)
made 2 field goals: Kyle Lemmermann, TCU, 2025 (32, 33)
made 3 field goals: Kanoah Vinesett, NC State, 2024 (41, 40, 28)
made 4 field goals: Brayden Narveson at NC State, 2023 (32, 40, 28, 24)

DEFENSE BY AN INDIVIDUAL OPPONENT

returned an INT for a TD: Bud Clark, 25 yards, TCU, 2025 (intercepted Gio Lopez)
returned a fumble for a TD: Devean Deal, 37 yards, TCU, 2025 (recovered Gio Lopez fumble)
recovered a fumble in the end zone for a TD: Bryan Ray at Wake Forest (recovered a Ronald Curry fumble), 2000
2 interceptions: Terrence Spence, James Madison, 2024
forced 2 fumbles: Antavious Lane at Georgia State, 2022
15 or more tackles: 15 by linebacker Payton Wilson at NC State, 2023
3 sacks: Jeremiah Trotter Jr., Clemson, 2022 in Charlotte
15 tackles, a sack, interception and forced a fumble: Payton Wilson at NC State, 2023
scored a safety: Jay Hayes, Notre Dame, 2017 (Jordon Brown tackled in the endzone)

^ denotes bowl game



ALL-TIME UNC SINGLE-GAME, LONG PLAY RECORDS

CAROLINA RECORDS

Points: 80 vs. Old Dominion, 2013 (UNC 80, ODU 20)
Points/ACC: 66 vs. Duke, 2015 (UNC 66, Duke 31)
Combined Points: 124 at App State, 2022 (UNC 63, App State 61)
Combined Points/Kenan Stadium: 120 vs. James Madison, 2024 (JMU 70, UNC 50)
Largest Win: 66 vs. Idaho, 2012 (UNC 66-0)
Largest Win/ACC: 50 vs. Wake Forest, 1994 (UNC 50-0); at Duke, 1959 (UNC 50-0)
Largest Loss: 66 vs. Virginia, 1912 in Richmond (UVA 66, UNC 0)
Largest Loss/Kenan Stadium: 52 vs. Maryland, 2002 (MD 59, UNC 7)
Points/Loss: 50 vs. Georgia Tech, 2012 (GT 68, UNC 50) and vs. James Madison, 2024 (JMU 70, UNC 50)
Points/Quarter: 35 four times (last: 2nd quarter vs. WCU, 2017)
Points/Half: 52 in 1st at Duke, 2000
Points/Half/Kenan Stadium: 49 in 1st vs. Old Dominion, 2013
Touchdowns: 11 vs. Old Dominion, 2013 (4 rush, 5 pass, 1 KOR, 1 PR)
Rushing Touchdowns: 8 vs. ECU, 1981
Passing Touchdowns: 6 vs Wake Forest, 2020
Extra Points: 11 vs. Old Dominion, 2013
Two-Point Conversions: 2 three times (last: 2012 vs. NC State)
Field Goals: 6 vs. Duke, 1999; vs. Duke, 2023
Largest Deficit in a Win: 21 vs. Wake Forest, 2020; at Georgia Tech, 2013
Largest 4th Quarter Deficit in a Win: 14 vs. Wake Forest, 2020; vs. ECU, 1973
Plays: 102 vs. Virginia, 1959
Total Yards: 778 at Miami, 2020
Total Yards/Kenan Stadium: 742 vs. Wake Forest, 2020
Fewest Total Yards: 7 at Yale, 1944
Yards in a Loss: 616 vs. James Madison, 2024
Fewest Total Yards in a Win: 89 vs. Tennessee, 1936
Average Gain Per Play: 10.6 vs. Old Dominion, 2013 (721 on 68 plays)
Rushing Attempts: 82 vs. Clemson, 1969; vs. NC State, 1961
Rushing Yards: 555 vs. Virginia, 1955
Fewest Rushing Yards: -28 vs. Florida State, 1997
Pass Attempts: 54 at Syracuse (OT), 2018; vs. LSU, 1985
Completions: 38 vs. Georgia Tech, 2014
Passing Yards: 550 vs. Wake Forest, 2020
Passing Yards Per Attempt: 14.0 vs. JMU, 2016 (33 for 462)
Yards Per Completion: 22.8 vs. Georgia Tech, 2000 (17 for 388)
First Downs: 36 vs. Pittsburgh, 1974
Rushing First Downs: 27 vs. William & Mary, 1971
Passing First Downs: 20 vs. James Madison, 2024
First Downs by Penalty: 6 vs. Maryland, 1980
Turnovers Committed: 14 vs. VMI, 1915 (all fumbles)
Turnovers Forced: 9 three times (last: 1937 at NYU)
Plays Without a Turnover: 97 at NC State, 1971
Interceptions Thrown: 8 at Duke, 1933; vs. Vanderbilt, 1932
Fumbles Lost: 14 vs. VMI, 1915
Penalties: 16 at Virginia, 1975; vs. NC Central, 2024
Penalty Yards: 150 at Duke, 1947
Penalty Yards/Kenan Stadium: 147 vs. Miami, 2023

INDIVIDUAL TOTAL OFFENSE/ALL-PURPOSE YARDAGE RECORDS

Plays (Rushing & Pass Attempts): 68 by Drake Maye at Wake Forest, 2022
Total Yards (Rushing & Passing): 571 by Sam Howell vs. Wake Forest, 2020
Total Yards/Quarter: 242 in 4th by T.J. Yates vs. LSU in Atlanta, 2010
Total Yards/Half: 425 in 1st by Marquise Williams vs. Old Dominion, 2013
Total Yards by Freshman: 519 by Drake Maye vs. Wake Forest, 2022
Total Yards by Sophomore: 571 by Sam Howell vs. Wake Forest, 2020
Total Yards by Junior: 463 by Marquise Williams vs. Georgia Tech, 2014
Total Yards by Senior: 524 by Marquise Williams vs. Duke, 2015
TDs Responsible: 7 by Sam Howell vs. Wake Forest, 2020 (rush 1, pass 6)
All-Purpose Yards: 397 by Brandon Tate vs. McNeese State, 2008 (106 rushing, 93 receiving, 142 punt return, 56 kickoff return)

INDIVIDUAL RUSHING RECORDS

Longest Rush: 95 yards by S.A. Ashe vs. Trinity, 1891
Longest Rush for a TD: 90 yards by Curtis Johnson vs. Maryland, 1993
Longest Rush/Kenan Stadium: 90 yards (TD) by Curtis Johnson vs. Maryland, 1993
Longest Rush/Quarterback: 86 yards by George Stirnweiss vs. The Citadel, 1939
Rushing Attempts: 47 by Mike Voight vs. Duke, 1976; Don McCauley vs. Duke, 1970
Rushing Attempts by a Freshman: 37 by Natrone Means at Duke, 1990
Consecutive Rushes by a Player: 19 by Ryan Houston vs. Duke, 2009
Rushing Yards: 328 by Derrick Fenner vs. Virginia, 1987
Rushing Yards/Two Players: 544 (NCAA record) by Michael Carter (308) and Javonte Williams (136) at Miami, 2020
Rushing Yards/Quarter: 134 in 3rd by Torin Dorn vs. Illinois, 1987
Rushing Yards/Half: 224 in 2nd by Ronnie McGill vs. Wake Forest, 2003

Rushing Yards by a Quarterback: 174 by Ricky Lanier vs. VMI, 1969
Average Rushing Yards: 12.8 by Michael Carter at Miami, 2020 (24 for 308)
Rushing Yards by a Freshman: 286 by Amos Lawrence at Virginia, 1977
Rushing Yards by a Sophomore: 328 by Derrick Fenner vs. Virginia, 1987
Rushing Yards by a Junior: 249 by Natrone Means at Maryland, 1992
Rushing Yards by a Senior: 308 by Michael Carter at Miami, 2020
Rushing Touchdowns: 6 by Kelvin Bryant vs. ECU, 1981

INDIVIDUAL PASSING RECORDS

Longest Completion: 97 yards (TD), T.J. Yates to Jheranie Boyd vs. LSU in Atlanta, 2010
Longest Completion/Kenan Stadium: 91 yards (TD), Marquise Williams to Mack Hollins vs. San Diego State, 2014
Longest Completion/ACC: 87 yards (TD), Mark Maye to Randy Marriott at Georgia Tech, 1987
Passing Yards: 550 by Sam Howell vs. Wake Forest, 2020
Passing Yards by Freshman: 448 by Drake Maye vs. Wake Forest, 2022
Passing Yards by Sophomore: 550 by Sam Howell vs. Wake Forest, 2020
Passing Yards by Junior: 453 by Mitch Trubisky vs. Pittsburgh, 2016
Passing Yards by Senior: 524 by Marquise Williams vs. Duke, 2015
Passing Yards/Quarter: 261 in 4th by T.J. Yates vs. LSU in Atlanta, 2010
Passing Yards/Half: 404 in 1st by Marquise Williams vs. Duke, 2015
Passing Touchdowns: 6 by Sam Howell vs. Wake Forest, 2020
Completions: 38 by Marquise Williams vs. Georgia Tech, 2014
Completions/Quarter: 18 in 4th by Mitch Trubisky vs. Pittsburgh, 2016
Completions/Half: 23 by Drake Maye in 1st vs. Syracuse, 2023; Marquise Williams in 2nd vs. Georgia Tech, 2014
Consecutive Completions/Game: 18 by Mitch Trubisky vs. JMU, 2016
Consecutive Completions Over Multiple Games: 30 by Mitch Trubisky, 2016 (last 18 vs. JMU and first 12 vs. Pittsburgh)
Highest Pct (min. 15 completions): 95.7% by Bryn Renner vs. JMU, 2011 (22 of 23)
Attempts: 53 by Kevin Anthony vs. LSU, 1985
Attempts Without an INT: 52 by Nathan Elliott at Syracuse (2 OT), 2018
Pass Efficiency Rating: 282.0 by Mitch Trubisky vs. Delaware, 2015
Interceptions: 6 by Chuckie Burnette vs. Duke, 1989

INDIVIDUAL RECEIVING RECORDS

Receptions: 16 by Ryan Switzer vs. Pittsburgh, 2016; Quinshad Davis at Virginia, 2012; Charlie Carr vs. Air Force, 1966
Receiving Yards: 247 by Randy Marriott at Georgia Tech, 1987
Receiving Yards/Kenan Stadium: 211 by Octavus Barnes vs. Ohio, 1995
Receptions/Running Back: 11 by Leon Johnson vs. Duke, 1995
Receptions/Tight End: 10 by Mike Chatham vs. Wake Forest, 1979
Touchdown Catches: 4 by Chesley Borders at Arizona State, 2002

INDIVIDUAL SCORING RECORDS

Points: 36 by Kelvin Bryant vs. ECU, 1981 (6 touchdowns)
Points by a Freshman: 26 by Leon Johnson vs. Duke, 1993 (4 TD, 1 two-pt)
Points/ACC: 30 by Don McCauley vs. Duke, 1970 (5 touchdowns)
Touchdowns: 6 by Kelvin Bryant vs. ECU, 1981 (all rushing)
Touchdowns/ACC: 5 by Don McCauley vs. Duke, 1970 (all rushing); Omarion Hampton at Florida State, 2024 (4 rushing, 1 receiving)
Touchdowns/Quarter: 3 four times (last: Ty Chandler in 4th vs. Wake Forest, 2020)
Touchdown/Half: 4 by Javonte Williams in 1st at Duke, 2020; Kelvin Bryant in 1st vs. ECU, 1981
Two-Point Conversions: 2 by Jack Tabb vs. NC State, 2012; Emil DeCantis at Virginia, 1958
Longest Field Goal: 55 by Dan Orner at Syracuse, 2002
Longest Field Goal/Kenan Stadium: 54 by Connor Barth vs. NC State, 2006; Kenny Miller vs. Florida State, 1985
Field Goals: 6 by Noah Burnette vs. Duke, 2023; Josh McGee vs. Duke, 1999
50-Yard Field Goals (tied NCAA record): 3 by Dan Orner at Syracuse, 2002 (52, 51, 52 yards)
Extra Points Made: 9 by Casey Barth vs. Idaho, 2012
Points by a Kicker: 22 by Noah Burnette vs. Duke, 2023 (6 FG, 4 XP)

INDIVIDUAL SACKS, SPECIAL TEAMS RECORDS

Quarterback Sacks: 4 by Julius Peppers vs. Virginia, 2001
Punts: 14 by Charles Woollen vs. Georgia Tech, 1933; Woollen at Georgia, 1932
Longest Punt: 85 yards by Tom Burnette at NYU, 1937
Longest Punt/Kenan Stadium: 80 yards by Charlie Justice vs. NC State, 1949
Interceptions: 4 by Don Jackson at Tennessee, 1935
Interceptions/ACC: 3 by Dré Bly vs. Georgia Tech, 1996; Walter Black at Virgin-

ALL-TIME UNC/OPPONENT SINGLE-GAME, LONG PLAY RECORDS

ia, 1981; Steve Streater vs. Duke, 1980
Interception Return Yards: 170 by Kendric Burney vs. Miami, 2009
Longest Interception Return: 100 yards by Brian Walker vs. San Diego State, 2014; Reggie Love vs. Tulane, 1994; Bob Gantt vs. William & Mary, 1950
Touchdowns on INT Returns: 2 by Bill Maceyko at Maryland, 1948
Longest Fumble Return: 96 yards (TD) by Carl Carr at Duke, 1984
Longest Fumble Return/Kenan Stadium: 81 yards (TD) by Antwon Black vs. Georgia Tech, 1998
Longest Kickoff Return: 100 yards by T.J. Logan vs. The Citadel, 2016; T.J. Thorpe at Clemson, 2011; Tyrell Godwin at Stanford, 1998 (all TDs)
Kickoff Return Yards: 199 by Anthony-Ratliff Williams vs. Louisville, 2017
Longest Punt Return: 96 yards by Johnny Branch vs. Maryland, 1930
Punt Return Yards: 168 by Ryan Switzer vs. Illinois, 2015
Punt Return Touchdowns: 2 by Ryan Switzer at Pitt, 2013; Andre Purvis recovered two blocked punts in the end zone at Tulane, 1992
Returned Kickoff and Punt for TDs: Brandon Tate at Duke, 2006; Eric Blount vs.

OPPONENT RECORDS

Points: 70 at ECU, 2014 (ECU 70, UNC 41); by James Madison, 2024 (JMU 70, UNC 50)
Points in Kenan Stadium: 70 by James Madison, 2024
Points in an ACC game: 68 by Georgia Tech, 2012
Points in a Quarter: 40 in 4th at App State, 2022
Points in a Quarter/Kenan Stadium: 30 in 3rd by Georgia Tech, 2012
Points in any Half and at Kenan Stadium: 53 in 1st by James Madison, 2024 (25 in 1st quarter, 28 in 2nd)
Touchdowns: 10 at ECU, 2014
Touchdowns in Kenan Stadium: 9 by Georgia Tech, 2012; by James Madison, 2024
Touchdowns in an ACC game: 9 by Georgia Tech, 2012
Touchdown Passes: 6 at App State, 2022; at Clemson, 2014; at Boston College, 1984
Touchdown Passes/Kenan Stadium: 5 four times (last by James Madison, 2024)
Extra Points: 10 at ECU, 2014
Two-Point Conversions: 2 by six teams (last: 1993 by Wake Forest)
Field Goals: 5 three times (last: 2007 by Virginia)
Plays: 101 by ECU, 2013
Total Yards: 789 at ECU, 2014
Total Yards/Kenan Stadium and ACC: 705 by Louisville, 2017
Fewest Total Yards: -19 at Wake Forest, 1937
Fewest Total Yards/Kenan Stadium: 6 by VMI, 1935
Yards in a UNC Win: 657 at Arizona State, 2002 (38-25 UNC win)
Fewest Yards in a Win vs. UNC: 45 at Duke, 1932 (7-0 Duke win)
Rushing Attempts: 84 by Baylor, 2015 Russell Athletic Bowl in Orlando, Fla.
Rushing Yards: 645 by Baylor, 2015 Russell Athletic Bowl in Orlando, Fla.
Rushing Yards/Kenan Stadium: 490 by Notre Dame, 1953
Fewest Rushing Yards: -33 by Virginia, 1935
Passing Yards: 553 by Virginia, 2021
Completions: 42 at Miami, 2022
Completions/Kenan Stadium: 40 by Virginia, 2021
Pass Attempts: 59 by Arizona State, 2003
First Downs: 39 at ECU, 2014
First Downs/Kenan Stadium: 37 by Duke, 1989
Plays Without a Turnover: 91 by Wake Forest, 2021
Pass Attempts Without an Interception: 59 by Arizona State, 2003
Fumbles Lost: 8 by Florida, 1968; by Washington & Lee, 1953
Penalties: 19 at Oklahoma, 1987
Penalties/Kenan Stadium: 16 by Arizona State, 2003; Florida State, 2009
Penalty Yards: 153 by Arizona State, 2003

INDIVIDUAL OPPONENT TOTAL OFFENSE/ALL-PURPOSE RECORDS

Plays (Rushing & Pass Attempts): 68 by John Kaleo at Maryland, 1992
Total Yards (Rushing & Passing): 547 by Daniel Jones at Duke, 2018
Total Yards/Kenan Stadium: 538 by Brennan Armstrong, Virginia, 2021
TDs Responsible For: 7 by Sam Hartman, Wake Forest, 2021 (2 rushing, 5 passing) and Alonza Barnett, James Madison, 2024 (2 rushing, 5 passing)
All-Purpose Yards: 295 yards by Roger Boone at Duke, 1988
All-Purpose Yards/Kenan Stadium: 294 yards by Mike Imoh, Virginia Tech, 2004

INDIVIDUAL OPPONENT RUSHING RECORDS

Longest Rush: 91 yards (TD) by Kyren Williams, Notre Dame, 2021
Rushing Attempts: 39 three times (last: Lance Ball, Maryland, 2005)
Rushing Yards: 299 by Johnny Jefferson, Baylor, 2015 Russell Athletic Bowl in Orlando, Fla.
Rushing Yards/Kenan Stadium: 243 by Mike Imoh, Virginia Tech, 2004
Rushing Touchdowns: 5 by Reggie Gallaspy, NC State, 2018 (OT); Pete Johnson, Ohio State, 1975

INDIVIDUAL OPPONENT PASSING RECORDS

Completions: 42 by Tyler Van Dyke at Miami, 2022
Completions/Kenan Stadium: 39 by Brennan Armstrong, Virginia, 2021
Passing Yards: 554 by Brennan Armstrong, Virginia, 2021
Passing Touchdowns: 6 by Dashaun Watson at Clemson, 2014; by Doug Flutie at Boston College, 1984
Passing Touchdowns/Kenan Stadium: 5 four times (last: Alonza Barnett, James Madison, 2024)
Highest Percentage (min. 15 completions): 92.0 (23 of 25) by Terry Jordan, NC State, 1992
Attempts: 58 three times (last: Domonique Davis at ECU, 2011)
Attempts/Kenan Stadium: 58 by Andrew Walter, Arizona State, 2003
Attempts Without an Interception: 58 by Andrew Walter, Arizona State, 2003
Interceptions: 4 on 11 occasions (last: Stephen Morris, Miami, 2013)

Longest Completion: 98 yards (TD), Christian Ponder to Rod Owens, Florida State, 2009

INDIVIDUAL OPPONENT RECEIVING RECORDS

Receptions: 14 by Jon Jensen at Duke, 1994
Receptions/Kenan Stadium: 13 by Terrell Jana, Virginia, 2019; Mohamed Sanu, Rutgers, 2011
Receiving Yards: 250 by Jermaine Lewis, Maryland, 1993
Touchdown Catches: 3 seven times (last: Jordan Moore, Duke, 2023)
Touchdown Catches/Kenan Stadium: 3 five times (last: Jordan Moore, Duke, 2023)

INDIVIDUAL OPPONENT SCORING RECORDS

Points: 30 by Reggie Gallaspy, NC State, 2018 (OT); Pete Johnson, Ohio State, 1975
Touchdowns: 5 by Reggie Gallaspy, NC State, 2018 (OT); Pete Johnson, Ohio State, 1975
Extra Points Made: 10 by Warren Harvey at ECU, 2014
Extra Points Made/Kenan Stadium: 8 by Chris Tanner, Georgia Tech, 2012; Nick Novak, Maryland, 2002; Noe Ruelas, James Madison, 2024
Points by a Kicker: 16 four times (last: Noe Ruelas, James Madison, 2024, two field goals, eight PAT, one 2-point reception)

INDIVIDUAL OPPONENT SPECIAL TEAMS RECORDS

Longest Field Goal: 56 by Damon Hartman, NC State, 1990; Ryan Fitzgerald at Florida State, 2024
Field Goals: 5 three times (last: Chris Gould, Virginia, 2007)
Punts: 15 by Buddy Lex, William & Mary, 1948
Interceptions: several players with two
Longest Interception Return: 99 by Sebastian Savage at NC State, 1991
Longest Interception Return/Kenan Stadium: 85 yards by W.B. Peterson, Georgia Tech, 1932
Longest Kickoff Return: 100 yards by Ace Parker, Duke, 1936
Kickoff Return Yards: 230 by Jamal Golden, Georgia Tech, 2012
Longest Punt Return: 97 by Dickie Harris, South Carolina, 1970
Punt Return Yards: 157 by Patrick Peterson, LSU in Atlanta, 2010
Punt Return Yards/Kenan Stadium: 115 by Peter Warrick, Florida State, 1999; Dickie Harris, South Carolina, 1970

*(for both UNC and opponent record pages)
 at Kenan Stadium unless noted
 # ACC record, ## ties ACC record*



TCU Tops Tar Heels, 48-14, To Start 2025



STAT LEADERS

CAROLINA

Rushing	Att	Yds	TD
Hood	10	31	1
Hall	6	22	0
Gause	5	7	0
Totals	28	50	1

Passing	C-A-I	Yds	TD
Johnson	9-11-0	103	1
Lopez	4-10-1	69	0
Totals	13-21-1	172	1

Receiving	No.	Yds	TD
Shipp	4	84	0
Green	3	57	0
Gause	3	8	0
Johnson	1	2	1
Totals	13	172	1

TCU

Rushing	Att	Yds	TD
Barnes	11	113	1
Palmer	7	61	0
Payne	7	28	0
Totals	35	258	2

Passing	C-A-I	Yds	TD
Hoover	27-36-1	284	2
Totals	27-37-1	284	2

Receiving	No.	Yds	TD
Dwyer	9	136	1
Rogers	5	43	1
Barnes	3	21	0
McAlister	3	20	0
Totals	27	284	2

SCORING SUMMARY

Qtr	Time	Team	Scoring Play
1st	10:55	UNC	Hood 8-yard rush (Verhoff PAT)
1st	4:08	TCU	Dwyer 27-yard pass from Hoover (Lemmermann PAT)
2nd	11:13	TCU	Lemmermann 32-yard FG
2nd	3:57	TCU	Clark 25-yard interception return (Lemmermann PAT)
2nd	0:00	TCU	Lemmermann 33-yard FG
3rd	14:48	TCU	Barnes 75-yard rush (Lemmermann PAT)
3rd	8:30	TCU	Battle 28-yard rush (Lemmermann PAT)
3rd	6:56	TCU	Deal 37-yard fumble return (Lemmermann PAT)
3rd	0:29	UNC	Johnson 2-yard pass from Johnson (Verhoff PAT)
4th	9:21	TCU	Rogers 4-yard pass from Hoover (Lemmermann PAT)

CHAPEL HILL, N.C.—TCU overcame an early deficit and scored 41 consecutive points to beat North Carolina, 48-14, on Monday night in Kenan Stadium, spoiling the college debut of first-year Tar Heel head coach Bill Belichick in the process.

The game proceeded according to a Carolina script in the early going. The Kenan Stadium faithful roared after a dominant opening drive by the Tar Heels, who marched 83 yards in seven plays for a 7-0 lead just minutes into the season.

Very little went right for UNC (0-1) afterward, however, as the Horned Frogs (1-0) dominated the rest of the first half and led, 20-7, at the break. The Tar Heels managed just 20 offensive yards before halftime after their opening drive.

On the first play of the second half, Kevorian Barnes ran off-tackle to the right side for a 75-yard score to make it 27-7 TCU and suck the life out of the Carolina crowd.

“There was a great atmosphere here for the game tonight,” Belichick said. “The fans had tremendous energy, and I know we played competitively, but then [we] just couldn’t sustain it. So obviously, we have a lot of work to do. We need to do a better job all the way around—coaching, playing, all three phases of the game. And I know we’re a lot better than that, so we need to work on those things and show it on Saturday and turn it around. But give TCU credit, they came in and did a good job, and they were clear that their team tonight deserved to win, and they did it decisively.”

Horned Frog quarterback Josh Hoover completed 20 of 25 passes in the first half and finished 27 for 36 for 284 yards with two touchdowns and an interception. Jordan Dwyer caught nine passes for 136 yards and a TD, and Barnes ran 11 times for 113 yards and a score as the Frogs averaged 7.4 yards per carry and piled up 258 yards on the ground.

TCU out-gained Carolina, 542-222 (including 258-50 on the ground), and won its fifth game in a row.

Gio Lopez started under center for Carolina and completed 4 of 10 passes for 70 yards and an interception in two-plus quarters of work. He went to the injury tent after a sack in the third quarter and did not return to the contest.

Max Johnson relieved Lopez and led the Tar Heels to a score in his inspirational first appearance since nearly losing his leg after an injury in the 2024 season opener at Minnesota. Johnson connected with his brother, Jake Johnson, for a two-yard score to cap an 80-yard drive.

Jordan Shipp caught four passes for 84 yards to lead the UNC receivers. Caleb Hood led Carolina on the ground with 10 carries for 31 yards.



2025 TEAM STATISTICS

	UNC	OPP
Scoring	14	48
Points per game	14.0	48.0
Points Off Turnovers	0	14
First Downs	10	29
Rushing	3	12
Passing	7	16
Penalty	0	1
Rushing Yardage	50	258
Yards gained rushing	74	262
Yards lost rushing	24	4
Rushing attempts	28	35
Average per rush	1.8	7.4
Average per game	50.0	258.0
TDs Rushing	1	2
Passing Yardage	172	284
Comp-Att-Int	13-21-1	27-37-1
Average per pass	8.2	7.7
Average per catch	13.2	10.5
Average per game	172.0	284.0
TDs Passing	1	2
Total offense	222	542
Total plays	49	72
Average per play	4.5	7.5
Average per game	222.0	542.0
Kick returns: #-Yards	6-126	0-0
Punt returns: #-Yards	0-0	0-0
Int returns: #-Yards	1-0	1-25
Kick return average	21.0	0.0
Punt return average	0.0	0.0
Int return average	0.0	25.0
Fumbles-Lost	4-2	0-0
Penalties-Yards	3-25	5-58
Average per game	25.0	58.0
Punts-Yards	6-234	2-60
Average per punt	39.0	30.0
Net punt average	39.0	30.0
Kickoffs-Yards	3-195	8-482
Average per kick	65.0	60.3
Net kick average	40.0	41.4
Time of possession / game	27:51	32:09



2025 INDIVIDUAL STATISTICS

Rushing

Player	gp	att	gain	loss	net	avg	td	lg	avg/g
Caleb Hood	1	10	35	4	31	3.1	1	9	31.0
Benjamin Hall	1	6	23	1	22	3.7	0	10	22.0
Davion Gause	1	5	7	0	7	1.4	0	3	7.0
Gio Lopez	1	7	9	19	-10	-1.4	0	3	-10.0
Total	1	28	74	24	50	1.8	1	10	50.0
Opponents	1	35	262	4	258	7.4	2	75	258.0

Passing

Player	gp	effic	comp-att-int	pct	yds	td	lg	avg/g
Max Johnson	1	190.5	9-11-0	81.8	103	1	39	103.0
Gio Lopez	1	78.0	4-10-1	40.0	69	0	39	69.0
Total	1	136.9	13-21-1	61.9	172	1	39	172.0
Opponents	1	149.9	27-37-1	73.0	284	2	33	284.0

Receiving

Player	gp	no.	yds	avg	td	lg	avg/g
Jordan Shipp	1	4	84	21.0	0	39	84.0
Davion Gause	1	3	8	2.7	0	10	8.0
Javarius Green	1	3	57	19.0	0	39	57.0
Caleb Hood	1	1	15	15.0	0	15	15.0
Jake Johnson	1	1	2	2.0	1	2	2.0
Alex Taylor	1	1	6	6.0	0	6	6.0
Total	1	13	172	13.2	1	39	172.0
Opponents	1	27	284	10.5	2	33	284.0

Scoring

Player	td	fg	PAT				dxp	saf	pts
			kick	rush	rcv	pass			
Caleb Hood	1	-	-	-	-	-	-	-	6
Jake Johnson	1	-	-	-	-	-	-	-	6
Rece Verhoff	-	-	2-2	-	-	-	-	-	2
Total	2	0-0	2-2	0	0	0	0	0	14
Opponents	6	2-2	6-6	0	0	0	0	0	48

Field Goals

Player	fg	pct.	01-19	20-29	30-39	40-49	50-99	lg	blk
Opponents	2-2	100.0	0-0	0-0	2-2	0-0	0-0	33	0

FG Sequence

Team Name	North Carolina	Opponents
TCU		(32),(33)

Numbers in (parentheses) indicate field goal was made

Punt Returns

Player	no.	yds	avg	td	lg
Total	0	0	0.0	0	0
Opponents	0	0	0.0	0	0

Interceptions

Player	no.	yds	avg	td	lg
Kaleb Cost	1	0	0.0	0	0
Total	1	0	0.0	0	0
Opponents	1	25	25.0	1	25

Kick Returns

Player	no.	yds	avg	td	lg
Chris Culliver	4	83	20.8	0	23
Jaylen McGill	2	43	21.5	0	23
Total	6	126	21.0	0	23
Opponents	0	0	0.0	0	0

Fumbles Recovered

Player	no.	yds	avg	td	lg
Total	0	0	0.0	0	0
Opponents	2	37	18.5	1	37

Total Offense

Player	g	plays	rush	pass	total	avg/g
Max Johnson	1	11	0	103	103	103.0
Gio Lopez	1	17	-10	69	59	59.0
Caleb Hood	1	10	31	0	31	31.0
Benjamin Hall	1	6	22	0	22	22.0
Davion Gause	1	5	7	0	7	7.0
Total	1	49	50	172	222	222.0
Opponents	1	72	258	284	542	542.0

Punting

Player	no.	yds	avg	lg	tb	fc	i20	50+	blk
Tom Maginness	6	234	39.0	51	0	3	1	1	0
Total	6	234	39.0	51	0	3	1	1	0
Opponents	2	60	30.0	35	0	1	0	0	0

Kickoffs

Player	no.	yds	avg	tb	ob	retn	net	ydl
Rece Verhoff	3	195	65.0	3	0			
Total	3	195	65.0	3	0	0	40	25
Opponents	8	482	60.3	1	0	6	41.4	23

2025 DEFENSIVE STATISTICS

##	Player	gp	Tackles				Sacks	Pass defense			Fumbles		blkd	
			ua	a	tot	tfl/yds		int-yds	brup	qbh	fr-yds	ff	kick	saf
2	Andrew Simpson	1	7	4	11	1.5-1
7	Khmore House	1	3	4	7	1.5-4	.	.	.	1
21	Kaleb Cost	1	5	1	6	.	.	1-0
5	Gavin Gibson	1	4	2	6
29	Marcus Allen	1	5	.	5
4	Mikai Gbayor	1	1	3	4
1	Thaddeus Dixon	1	2	2	4	.	.	.	1
31	Will Hardy	1	1	2	3
92	CJ Mims	1	2	1	3
17	Peyton Waters	1	2	.	2
18	Jaiden Patterson	1	1	1	2
91	Leroy Jackson	1	1	1	2
8	Smith Vilbert	1	2	.	2
94	Isaiah Johnson	1	1	1	2
40	Tyler Thompson	1	1	.	1
6	D'Antre Robinson	1	1	.	1	1
12	Gregory Smith III	1	.	1	1
26	Khalil Conley	1	1	.	1
9	Melkart Abou-Jaoude	1	1	.	1	1
0	Ty White	1	.	1	1
16	Coleman Bryson	1	1
Totals		1	41	24	65	3-5	0-0	1-0	2	3	0-0	0	0	0
Opponents		1	32	20	52	8-28	2-13	1-25	1	1	2-37	1	0	0



2025 TEAM GAME-BY-GAME

		Rushing				Receiving				Passing				Kick Returns				Punt Returns				tot		
Date	Opponent	no.	yds	td	lg	no.	yds	td	lg	cmp	att	int	yds	td	lg	no.	yds	td	lg	no.	yds	td	lg	off
09/01/2025	TCU	28	50	1	10	13	172	1	39	13	21	1	172	1	39	6	126	0	23	0	0	0	0	222
North Carolina		28	50	1	10	13	172	1	39	13	21	1	172	1	39	6	126	0	23	0	0	0	0	222
Opponents		35	258	2	75	27	284	2	33	27	37	1	284	2	33	0	0	0	0	0	0	0	0	542

North Carolina Averages

Games	Avg/ rush	Avg/ catch	Pass effic	KR avg	PR avg	All purpose avg/game	Total offense avg/game
1	1.8	13.2	136.9	21.0	0.0	348.0	222.0

Date	Opponent	Tackles				Sacks		Fumble		Pass Defense			blkd	PAT attempts				off	
		ua	a	total	tfl-yds	no-yds	ff	fr-yds	int-yds	qbh	brup	kick	kick	rush	rcv	saf	t/o	pts	
09/01/2025	TCU	41	24	65	3.0-5	0-0	0	0-0	1-0	3	2	0	2-2	0	0	0	0	14	
North Carolina		41	24	65	3.0-5	0-0	0	0-0	1-0	3	2	0	2-2	0	0	0	0	14	
Opponents		32	20	52	8.0-28	2-13	1	2-37	1-25	1	1	0	6-6	0	0	0	14	48	

Date	Opponent	Punting										Field Goals			Kickoffs				
		no.	yds	avg	long	blkd	tb	fc	50+	i20	md-att	long	blkd	no.	yds	avg	tb	ob	
09/01/2025	TCU	6	234	39.0	51	0	0	3	1	1	0-0	0	0	3	195	65.0	3	0	
North Carolina		6	234	39.0	51	0	0	3	1	1	0-0	0	0	3	195	65.0	3	0	
Opponents		2	60	30.0	35	0	0	1	0	0	2-2	33	0	8	482	60.3	1	0	

2025 TEAM GAME-BY-GAME COMPARISON

Opponent	Score	First Downs				Rushing Number-Yards	Passing		Total Offense Plays-Yards	Return Yards	Turn- Overs
		Total	Rush	Pass	Pen		Comp-Att.-Int	Yards			
TCU	14-48	10 / 29	3 / 12	7 / 16	0 / 1	28-50 / 35-258	13-21-1 / 27-37-1	172 / 284	49-222 / 72-542	126 / 62	3 / 1
Totals	14-48	10 / 29	3 / 12	7 / 16	0 / 1	28-50 / 35-258	13-21-1 / 27-37-1	172 / 284	49-222 / 72-542	126 / 62	3 / 1

Opponents	3rd Down Conversion	4th Down Conversion	Time of Possession	TOP Margin	Avg Yds/Rush	Avg Yds/Pass	Avg Yds/Play	Punting Number-Avg	Penalties Number-Yards	Sacks
TCU	1-10 / 7-12	1-1 / 1-1	27:51 / 32:09	-04:18	1.8 / 7.4	8.2 / 7.7	4.5 / 7.5	6-39.0 / 2-30.0	3-25.0 / 5-58.0	0 / 2
Totals	1-10 / 7-12	1-1 / 1-1	27:51 / 32:09	-04:18	1.8 / 7.4	8.2 / 7.7	4.5 / 7.5	6-39.0 / 2-30.0	3-25.0 / 5-58.0	0 / 2

Note: Game totals are displayed in the format TEAM/OPPONENT for each category



2025 TEAM GAME HIGHS

RUSHES	28	TCU (09/01/2025)
YARDS RUSHING	50	TCU (09/01/2025)
YARDS PER RUSH	1.8	TCU (09/01/2025)
TD RUSHES	1	TCU (09/01/2025)
PASS ATTEMPTS	21	TCU (09/01/2025)
PASS COMPLETIONS	13	TCU (09/01/2025)
YARDS PASSING	172	TCU (09/01/2025)
YARDS PER PASS	8.2	TCU (09/01/2025)
TD PASSES	1	TCU (09/01/2025)
TOTAL PLAYS	49	TCU (09/01/2025)
TOTAL OFFENSE	222	TCU (09/01/2025)
YARDS PER PLAY	4.5	TCU (09/01/2025)
POINTS	14	TCU (09/01/2025)
SACKS BY	0	TCU (09/01/2025)
FIRST DOWNS	10	TCU (09/01/2025)
PENALTIES	3	TCU (09/01/2025)
PENALTY YARDS	25	TCU (09/01/2025)
TURNOVERS	3	TCU (09/01/2025)
PUNTS	6	TCU (09/01/2025)
PUNTING AVG	39.0	TCU (09/01/2025)
LONG PUNT	51	TCU (09/01/2025)
PUNTS INSIDE 20	1	TCU (09/01/2025)
LONG PUNT RETURN	0	TCU (09/01/2025)

2025 INDIVIDUAL GAME HIGHS

RUSHES	10	Caleb Hood vs TCU (09/01/2025)
YARDS RUSHING	31	Caleb Hood vs TCU (09/01/2025)
TD RUSHES	1	Caleb Hood vs TCU (09/01/2025)
LONG RUSH	10	Benjamin Hall vs TCU (09/01/2025)
PASS ATTEMPTS	11	Max Johnson vs TCU (09/01/2025)
PASS COMPLETIONS	9	Max Johnson vs TCU (09/01/2025)
YARDS PASSING	103	Max Johnson vs TCU (09/01/2025)
TD PASSES	1	Max Johnson vs TCU (09/01/2025)
LONG PASS	39	Max Johnson vs TCU (09/01/2025)
	39	Gio Lopez vs TCU (09/01/2025)
RECEPTIONS	4	Jordan Shipp vs TCU (09/01/2025)
YARDS RECEIVING	84	Jordan Shipp vs TCU (09/01/2025)
TD RECEPTIONS	1	Jake Johnson vs TCU (09/01/2025)
LONG RECEPTION	39	Javarius Green vs TCU (09/01/2025)
	39	Jordan Shipp vs TCU (09/01/2025)
PUNTS	6	Tom Maginness vs TCU (09/01/2025)
PUNTING AVG	39.0	Tom Maginness vs TCU (09/01/2025)
LONG PUNT	51	Tom Maginness vs TCU (09/01/2025)
PUNTS INSIDE 20	1	Tom Maginness vs TCU (09/01/2025)
LONG PUNT RETURN	none	
LONG KICKOFF RETURN	23	Chris Culliver vs TCU (09/01/2025)
	23	Jaylen McGill vs TCU (09/01/2025)
TACKLES	11	Andrew Simpson vs TCU (09/01/2025)
SACKS	none	
TACKLES FOR LOSS	1.5	Andrew Simpson vs TCU (09/01/2025)
	1.5	Khmore House vs TCU (09/01/2025)