

2025 CAROLINA FOOTBALL GAME NOTES



GAME INFORMATION

TCU

TCU HORNNED FROGS
(0-0, 0-0 BIG 12)

Head Coach: Sonny Dykes
4th Season at TCU / 16th Overall



NORTH CAROLINA TAR HEELS
(0-0, 0-0 ACC)

Head Coach: Bill Belichick
1st Season at UNC / 30th Overall

Date _____ Monday, September 1st
Time _____ 8:00 p.m. ET
Site _____ Chapel Hill, N.C.
Venue _____ Kenan Stadium
Surface _____ Natural Grass
Capacity _____ 50,500
TV _____ ESPN
Play-by-Play _____ Rece Davis
Analyst _____ Kirk Herbstreit
Sideline _____ Holly Rowe
Radio _____ Tar Heel Sports Radio Network
_____ 97.9 FM (Chapel Hill)
Play-by-Play _____ Jones Angell
Analyst _____ Joe Jauch
Sideline _____ Lee Pace
Live Stats _____ GoHeels.com
Twitter/X _____ @UNCFootball

2024 RECORD BREAKDOWN

Overall _____ 6-7
ACC _____ 3-5
Home _____ 3-4
Away _____ 3-2
Neutral _____ 0-1

SERIES HISTORY

All-Time Record _____ 3-0
Home _____ 2-0
Away _____ 1-0
Neutral _____ 0-0

FIRST AND TEN

► Carolina begins its 135th season of football (138th year) on Labor Day, hosting TCU at Kenan Stadium in Chapel Hill.

► The Tar Heels enter the 2025 college football season with an all-time record of 751-576-54.

► Monday evening's game between the Tar Heels and Horned Frogs will be televised on ESPN, with Rece Davis (PxP), Kirk Herbstreit (Analyst) and Holly Rowe (Sideline) on the call.

► On December 11th, 2024, Carolina announced the hiring of eight-time Super Bowl champion Bill Belichick as the program's new football coach.

► Belichick became the 40th coach in program history, the 12th to lead the program since joining the Atlantic Coast Conference in 1953.

► Belichick's ties to UNC date back to his father, Steve, who was an assistant coach for the Tar Heels from 1953-55.

► With the coaching transition, the 2025 Carolina Football coaching staff features more 240 years of combined NFL experience.

► The 2025 roster features 38 returners and 70 newcomers, including 40 transfers and 30 true freshmen.

Statistical Matchup (2024 Stats)

Category	UNC	NCAA	ACC	TCU	NCAA	Big 12
Scoring Offense	30.9	44	7	33.5	25	3
Scoring Defense	28.1	89	11	24.6	63	9
Total Offense	406.7	48	8	426.8	31	5
Total Defense	375.8	72	10	345.6	45	7
Passing Offense	224.4	72	13	312.9	8	2
Passing Defense	226.3	80	8	185.2	23	3
Rushing Offense	182.3	38	4	113.9	112	12
Rushing Defense	149.5	66	11	160.5	83	12
Third Down Conversions	.375	94	10	.434	37	5
Third Down Defense	.362	38	7	.437	103	13
Red Zone Offense	.889	28	3	.912	13	1
Red Zone Defense	.922	122	16	.878	106	13
Turnover Margin	-2	73	11	-6	103	12
Tackles for Loss	78.0	46	10	65.0	93	12
Sacks	41.0	6	2	26.0	64	5

2025 SCHEDULE & RESULTS



TCU
Sept. 1
8 p.m.
ESPN



at Charlotte
Sept. 6
7 p.m.
ESPN+



Richmond
Sept. 13
3:30 p.m.
ACC Network



at UCF
Sept. 20
TBA
TBA



Clemson*
Oct. 4
TBA
TBA



at California*
Oct. 17
10:30 p.m.
ESPN



Virginia*
Oct. 25
TBA
TBA



at Syracuse*
Oct. 31
7:30 p.m.
ESPN



Stanford*
Nov. 8
TBA
TBA



at Wake Forest*
Nov. 15
TBA
TBA



Duke*
Nov. 22
TBA
TBA



at NC State*
Nov. 29
TBA
TBA

*Indicates Atlantic Coast Conference Game, All times Eastern

GENERAL INFORMATION	
School	University of North Carolina
Location	Chapel Hill, N.C.
Founded	1789
Enrollment	20,566
Nickname	Tar Heels
School Colors	Carolina Blue and White
Stadium	Kenan Stadium
Capacity	50,500
Surface	Natural Grass
Affiliation/Conference	NCAA DI - FBS/ACC
Chancellor	Lee H. Roberts
Director of Athletics	Bubba Cunningham

STRATEGIC COMMUNICATIONS	
Assistant AD	Justin Wilson
Email	juwilson@unc.edu
Cell	336-660-8584
Football Secondary Contact	Jordan Green
Email	jordan.green@unc.edu
Cell	419-571-7460
Website	GoHeels.com
Twitter/X	@UNCFootball
Facebook	/UNCFootball
Instagram	@uncfootball

CAROLINA FOOTBALL STAFF	
Head Coach	Bill Belichick
General Manager	Michael Lombardi
Offensive Coordinator/Tight Ends	Freddie Kitchens
Offensive Line Coach	Will Friend
Quarterbacks Coach	Matt Lombardi
Wide Receivers Coach	Garrick McGee
Running Backs Coach	Natrone Means
Offensive Assistant	Corey Gaynor
Offensive Assistant	Manny Miles
Offensive Assistant	Caleb Pickrell
Defensive Coordinator/Linebackers	Steve Belichick
Defensive Line Coach	Bob Diaco
Defensive Backs/Safeties Coach	Brian Belichick
Cornerbacks Coach	Armond Hawkins
Inside Linebackers Coach	Jamie Collins
Outside Linebackers Coach	Ty Nichols
Special Teams Coordinator	Mike Priefer
Special Teams Assistant	Billy Miller
Director of Sports Performance	Moses Cabrera
Director of Sports Medicine	Dr. Mario Ciocca
Staff Athletic Trainer	Luke Ross
Head Equipment Manager	Jason Freeman

THE OPPONENT

- Sonny Dykes enters year four as the head coach at TCU, previously reaching the College Football Playoff National Championship Game in 2022.
- A year ago, TCU finished the campaign with a 9-4 mark (6-3 Big 12), ending the season on a four-game winning streak.
- The Horned Frogs return starting quarterback Josh Hoover, an honorable mention All-Big 12 selection in 2024, who set TCU's single-season passing record with 3,949 yards.
- This year's matchup begins a two-game series between the programs, with next year's game taking place at the 2026 Aer Lingus College Football Classic, in Dublin, Ireland.

2025 TCU SCHEDULE		
S1	at North Carolina	8 PM
S13	Abilene Christian	8 PM
S20	SMU	TBA
S26	at Arizona State*	9 PM
O4	Colorado*	TBA
O11	at Kansas State*	TBA
O18	Baylor*	TBA
O25	at West Virginia*	TBA
N8	Iowa State*	TBA
N15	at BYU*	TBA
N22	at Houston	TBA
N29	Cincinnati*	TBA

All times Eastern
* - Big 12 Contest

TAR HEEL NOTES

A Win Over TCU Would.....

- Be Carolina's 752nd victory in program history.
- Give Coach Belichick his first win at the college level and his first win at Carolina.
- Help the Tar Heels start 1-0 on the campaign for the fourth-straight season and the 14th time since 2000.
- Be Carolina's fourth all-time win over the Horned Frogs, the third in Chapel Hill.
- Give the Tar Heels their first victory over TCU since 1997.
- Be Carolina's first-ever season-opening win over a Big 12 program.

Series History: TCU

- Monday is the fourth all-time meeting between the two programs, the first since 1997.
- The Tar Heels lead the matchup, 3-0, with a 2-0 mark at Kenan Stadium.
- Carolina is 1-0 against the Horned Frogs in the season opening matchup, a 27-17 victory in 1994 at Kenan Stadium.

All-Time Meetings:

- Oct. 4, 1997 in Fort Worth: Win, 31-10
- Sept. 3, 1994 in Chapel Hill: Win, 27-17
- Oct. 12, 1940 in Chapel Hill: Win, 21-14

Season-Opening Numbers

- The meeting between Carolina and TCU is the first for the Tar Heels against a Big 12 opponent (est. 1996) since Oklahoma in 2001 (41-27 loss).
- Monday's game is the first non-Saturday season opener at home since Monday, Sept. 21, 1941, and will be the fourth such game ever:
 - Friday, Oct. 12, 1894 vs. North Carolina A&M (44-0 win)
 - Wednesday, Sept. 24, 1902 vs. Guilford (16-0 win)
 - Monday, Sept. 21, 1941 vs. Lenoir Rhyne (42-6 win)
 - Monday, Sept. 1, 2025 vs. TCU
- In the ACC era (since 1953), Carolina is 40-32 in season openers and 49-23 in the home opener.



THE LAST MEETING

CAROLINA (5-0)	10	7	0	14	-	31
TCU (0-4)	0	0	0	10	-	10
OCT. 4, 1997 AMON G. CARTER STADIUM FORT WORTH, TEXAS ATTENDANCE: 29,415						

Quarterback Chris Keldorf threw for a school-record 415 yards and tossed three touchdown passes as the Tar Heels defeated TCU, 31-10 in Fort Worth.

With Quarterback Oscar Davenport sidelined with a knee injury, Keldorf opened as the Tar Heel starter for the first time since the Stanford game. He made the most of his opportunity, leading the Tar Heels on scoring drives on three of their first four possessions.

Josh McGee opened the scoring on a 37-yard field goal with just under three minutes remaining in the first quarter. Keldorf then completed three-straight passes to set up a two-yard Jonathan Linton touchdown run.

In the second quarter, Carolina added to its 10-0 lead with a six-play, 71-yard touchdown drive.

The Horned Frogs took advantage of a Tar Heel turnover, and booted a 33-yard field goal early in the fourth quarter. Following Carolina's second consecutive turnover, a fumble by Antwon Black on the TCU kickoff, the Frogs bounced back to life with a five-play, 30-yard touchdown drive.

Carolina's offensive responded as tailback Mike Geter burst up the middle for a 21-yard gain and Keldorf completed back-to-back passes to put Carolina ahead 24-10.

Carolina got the ball back with six minutes remaining and needed just five plays to make the score, 31-10.

STAT LEADERS

CAROLINA				TCU			
Rushing	Att	Yds	TD	Rushing	Att	Yds	TD
Geter	7	44	0	Tomlinson	11	45	0
Linton	10	33	1	Mitchell	16	41	0
Williams	4	14	0	Hunt	3	6	0
Dyer	6	8	0	Williams	2	3	0
Totals	34	62	1	Totals	36	88	0
Passing	C-A-I	Yds	TD	Passing	C-A-I	Yds	TD
Keldorf	25-41-1	415	3	Dover	16-37-0	119	1
Totals	25-41-1	415	3	Totals	16-37-0	119	1
Receiving	No.	Yds	TD	Receiving	No.	Yds	TD
Brown	9	145	0	Simmons	7	77	1
Stevens	5	80	1	Brown	2	23	0
Peace	4	54	0	Tomlinson	2	7	0
Barnes	3	77	1	Batteaux	2	5	0
Crumpler	2	47	1	Totals	16	119	1
Linton	2	12	0				
Totals	25	415	3				

SCORING SUMMARY

Qtr	Time	Team	Scoring Play
1st	3:27	UNC	McGee 37-yard FG
1st	1:40	UNC	Linton 2-yard TD run (McGee PAT)
2nd	13:03	UNC	Stevens 35-yard TD pass from Keldorf (McGee PAT)
4th	13:10	TCU	Reeder 32-yard FG
4th	11:39	TCU	Simmons 9-yard TD pass from Dover (Reeder PAT)
4th	8:59	UNC	Crumpler 11-yard TD pass from Keldorf (McGee PAT)
4th	4:09	UNC	Barnes 39-yard TD pass from Keldorf (McGee PAT)

NATIONAL POLLS

ASSOCIATED PRESS (PRESEASON)

Rank	School	Points	Record
1	Texas	1552 (25)	0-0
2	Penn State	1547 (23)	0-0
3	Ohio State	1472 (11)	0-0
4	Clemson	1398 (4)	0-0
5	Georgia	1331 (1)	0-0
6	Notre Dame	1325	0-0
7	Oregon	1236 (1)	0-0
8	Alabama	1179	0-0
9	LSU	1174	0-0
10	Miami (Fla.)	889	0-0
11	Arizona State	791	0-0
12	Illinois	713	0-0
13	South Carolina	667	0-0
14	Michigan	662	0-0
15	Florida	626	0-0
16	SMU	565	0-0
17	Kansas State	512	0-0
18	Oklahoma	463	0-0
19	Texas A&M	434	0-0
20	Indiana	423	0-0
21	Ole Miss	370	0-0
22	Iowa State	309	0-0
23	Texas Tech	274	0-0
24	Tennessee	192	0-0
25	Boise State	191	0-0
2025 Opponents Receiving Votes: Duke (6), TCU (4)			

AFCA COACHES (PRESEASON)

Rank	School	Points	Record
1	Texas	1606 (28)	0-0
2	Ohio State	1565 (20)	0-0
3	Penn State	1525 (14)	0-0
4	Georgia	1466 (3)	0-0
5	Notre Dame	1360	0-0
6	Clemson	1324 (2)	0-0
7	Oregon	1307	0-0
8	Alabama	1210	0-0
9	LSU	1056	0-0
10	Miami (Fla.)	823	0-0
11	Arizona State	806	0-0
12	Illinois	734	0-0
13	South Carolina	665	0-0
14	Michigan	580	0-0
15	Ole Miss	573	0-0
16	SMU	555	0-0
17	Florida	498	0-0
18	Tennessee	492	0-0
19	Indiana	460	0-0
20	Kansas State	438	0-0
T-21	Texas A&M	392	0-0
T-21	Iowa State	392	0-0
23	BYU	287	0-0
24	Texas Tech	261	0-0
25	Boise State	246	0-0
2025 Opponents Receiving Votes: TCU (24), Syracuse (16), Duke (12)			





TAR HEEL TRENDS

Overall	0-0
ACC	0-0
Non-Conference	0-0
Home	0-0
Away	0-0
Neutral	0-0
Current overall streak	Lost 3
Current home streak	Lost 1
Current conference streak	Lost 2
Current road streak	Lost 1
Current neutral site streak	Lost 1
Current bowl streak	Lost 5
Last win	11/16/24 vs. Wake Forest, 31-24
Last loss	12/28/24 vs. UConn, 27-14 (Fenway Bowl)
Day game	0-0
Night game	0-0
ESPN	0-0
ESPN2	0-0
ESPN+	0-0
ACC Network	0-0
September	0-0
October	0-0
November	0-0
vs. FBS Top-25 teams	0-0
vs. FBS non-ranked teams	0-0
On artificial turf	0-0
On natural grass	0-0
Scoring first	0-0
Opponent scores first	0-0
Leading after 1st quarter	0-0
Trailing after 1st quarter	0-0
Tied after 1st quarter	0-0
Leading at halftime	0-0
Trailing at halftime	0-0
Tied at halftime	0-0
Leading after 3rd quarter	0-0
Trailing after 3rd quarter	0-0
Tied after 3rd quarter	0-0
Overtime	0-0
Scoring 0-14 points	0-0
Scoring 15-28 points	0-0
Scoring 29-39 points	0-0
Scoring 40+ points	0-0
Allowing 0-14 points	0-0
Allowing 15-28 points	0-0
Allowing 29+ points	0-0
With 100-yard rusher	0-0
Allow 100-yard rusher	0-0
With 300-yard passer	0-0
Allow 300-yard passer	0-0
Outgain opponent	0-0
Total offense 300+ yards	0-0
Allow 300+ yards total offense	0-0
Total offense 400+ yards	0-0
Allow 400+ yards total offense	0-0
Total offense 500+ yards	0-0
Allow 500+ yards total offense	0-0
Total offense 600+ yards	0-0
Allow 600+ yards total offense	0-0
No turnovers	0-0
Less than three turnovers	0-0
Three or more turnovers	0-0
No takeaways	0-0
Two or more takeaways	0-0
Commit fewer turnovers	0-0
Equal turnovers	0-0
Commit more turnovers	0-0
Control time of possession	0-0
Opponent controls time of possession	0-0
Games decided by 1-8 points	0-0
Games decided by 9-16 points	0-0
Games decided by 17-24 points	0-0
Games decided by 25+ points	0-0
Win Coin Toss	0-0
Lose Coin Toss	0-0
Blue Jerseys	0-0
White Jerseys	0-0

TAR HEEL NOTES

New Era In Chapel Hill

- On December 11, 2024, Bill Belichick was named head coach of the University of North Carolina football program.
- Belichick became the 12th head coach to lead the program since Carolina began play in the Atlantic Coast Conference (1953).
- An eight-time Super Bowl champion, Belichick won two titles as a defensive coordinator with the New York Giants, and six as the head coach of the New England Patriots.
- Belichick's father, Steve, was an assistant coach for the Tar Heels from 1953-1955, before going on to become an assistant coach for more than three decades at the United States Naval Academy.
- Belichick's is the second individual to become a college head coach after winning the Super Bowl as a head coach, joining Bill Walsh (Stanford, 1992-94).

Head Coaches In The Debut

- Entering the game with TCU, UNC head coaches in their first game leading the program are 26-11-2 all-time.
- The Tar Heels are on a four-game winning streak in their head coach's first game at the helm of the program:
 - Mack Brown: 2019 vs. South Carolina - Won, 24-20
 - Larry Fedora: 2012 vs. Elon - Won, 63-0
 - Everett Withers: 2011 vs. James Madison - Won, 42-10
 - Butch Davis: 2007 vs. James Madison - Won, 37-14
- Entering Monday night, Coach Belichick is 0-2 in his first game as head coach of a team, with his head coach debut coming 34 years to the day:
 - Cleveland Browns (Sept. 1, 1991) vs. Dallas Cowboys - Loss, 26-14
 - New England Patriots (Sept. 3, 2000) vs. Tampa Bay Buccaneers - Loss, 21-16

New Faces, New Places

- The 2025 roster features 38 returners and 70 newcomers.
- Of the newcomers, 40 arrived in Chapel Hill via the transfer portal and the 2025 Tar Heel roster includes 30 true freshmen.
- The 40-player transfer class arrives at Carolina with 678 career games played at the Division I level (FBS or FCS) entering the 2025 campaign.

The 33rd Team

- Since his hiring, Coach Belichick has detailed his vision to make Carolina the "33rd NFL team", with everything in the program centered around a professional mindset.
- The Tar Heels' staff in the Kenan Football Center embodies the message, with more than 240 years of combined NFL experience.

Southpaw Slingers

- Carolina enters the 2025 season with six quarterbacks on the roster, four who throw left handed:
 - Gio Lopez: No. 7
 - Au'Tori Newkirk: No. 10
 - Max Johnson: No. 14
 - Andres Miyares Jr.: No. 18
- The last time a left-handed quarterback was the primary starter for the Tar Heels was Nathan Elliott in 2018.

TAR HEEL NOTES (Cont.)

Under Center

- The Tar Heels enter 2025 with two quarterbacks holding considerable experience under their belts, Max Johnson and Gio Lopez.
- Johnson, in his second year with the program, started for the Tar Heels in the season opening win at Minnesota a year ago, before suffering a season-ending lower-body injury.
- Johnson arrived in Chapel Hill after spending four years as the primary starter at LSU and Texas A&M.
- The son of Super Bowl champion Brad Johnson, Max's brother, Jake, is a tight end for the Tar Heels.
- Lopez begins his first season in the Carolina Blue, joining the program after the spring transfer portal window.
- In 2024 at South Alabama, Lopez started 11 of 13 games for the Jaguars, earning All-Sun Belt honorable mention honors.
- The quarterback tandem helps Carolina rank in the top-five as a team in the Atlantic Coast Conference entering the 2025 campaign in numerous categories (FBS stats only):
 - Career Games Played: Tied Fourth (47)
 - Career Starts: Second (35)
 - Career Passing Attempts: Third (1,176)
 - Career Passing Yards: Second (8,957)
- Carolina's quarterback depth chart also includes:
 - Bryce Baker (No. 2): True Freshman
 - Au'Tori Newkirk (No. 10): True Freshman
 - DJ Mazzone (No. 15): Sophomore
 - Andres Miyares Jr. (No. 18): Redshirt-Freshman

Protectors Up Front

- Carolina welcomed 11 new faces (eight transfers, three true freshmen) to the offensive line room entering the new year:
 - Daniel King (No. 52): Troy
 - Christo Kelly (No. 53): Holy Cross
 - Miles McVay (No. 54): Alabama
 - Jakai Moore (No. 55): South Carolina
 - Jordan Hall (No. 66): UAB
 - Chad Lindberg (No. 69): Rice
 - William Boone (No. 71): Prairie View A&M
 - Will O'Steen (No. 73): Jacksonville State
 - Byron Nelson (No. 70): Freshman
 - Eidan Buchanan (No. 72): Freshman
 - Trey Blue (No. 77): Freshman
- The Tar Heels return Jani Norwood (No. 56), Bo Burkes (No. 57), Austin Blaske (No. 58), Aidan Banfield (No. 68) and Trevyon Green (No. 78) who appeared or started in a game a season ago.
- The Carolina offensive line's average listed weight is 318.7 lbs, compared to 2024's average of 304.8 lbs.

Getting Defensive

- New Carolina defensive coordinator Steve Belichick spent the 2024 campaign in the same role at the University of Washington, leading the defense in head coach Jedd Fisch's first season with the Huskies.
- With the transition from Washington to Carolina, Belichick brought along Armond Hawkins as the Carolina cornerbacks coach, along with defensive transfers Thaddeus Dixon (No. 1), Khmori House (No. 7) and Peyton Waters (No. 17).
- A season ago, Dixon earned honorable mention All-Big Ten as a cornerback for the Huskies, and House collected College Football Network All-America honors at linebacker.
- Washington's pass defense numbers nationally during the 2024 season:
 - Passing Yards Allowed: Fifth (166.8/game)
 - Opponent Yards Per Pass Attempt: Third (5.68/attempt)
 - Total Passing Yards Allowed: Fourth (2,001)
 - Total Completions Allowed: 14th (194)

Lombardi Named General Manager

- Michael Lombardi, a three-time Super Bowl champion as an executive with over 30 years of experience in NFL front offices, was named general manager of the Carolina Football program on December 17, 2024.
- Lombardi's career in the NFL has been spent working with the New England Patriots, San Francisco 49ers, Oakland Raiders, Denver Broncos, Philadelphia Eagles and Cleveland Browns.
- Lombardi nine seasons with the Cleveland Browns from 1987-95, overlapping with Bill Belichick's tenure as head coach (1991-95).
- Prior to reuniting with Belichick in New England (2014-16), Lombardi was the general manager of the Browns in 2013.

On The Ground

- Since 2019, Carolina has the most 1,000-yard rushers in the country, with six:
 1. North Carolina (6)
 - Omarion Hampton (2024): 1,660 yards
 - Omarion Hampton (2023): 1,504 yards
 - Ty Chandler (2021): 1,092 yards
 - Michael Carter (2020): 1,245 yards
 - Javonte Williams (2020): 1,140 yards
 - Michael Carter (2019): 1,003 yards
 2. Oregon (5)
- A year ago, Hampton's 1,660 yards on the ground were third nationally, leading the Atlantic Coast Conference.



TAR HEEL NOTES

Awards And Honors

➤ Awards and honors given to Tar Heels thus far in 2025:

Phil Steele Preseason All-ACC Team

- Thaddeus Dixon (Second Team)
- Daniel King (Third Team)
- Spencer Triplett (Third Team)
- Davion Gause (Fourth Team)

Dick Butkus Award Preseason Watch List

- Andrew Simpson

Allstate Wuerffel Trophy Watch List

- Will Hardy

Patrick Mannelly Award Watch List

- Spencer Triplett

Doak Walker Award Watch List

- Davion Gause

Rimington Trophy Watch List

- Austin Blaske

Comeback Player of the Year Award Watch List

- Max Johnson

Senior Bowl Top 300 List

- Marcus Allen
- Thaddeus Dixon
- Daniel King

East/West Shrine Bowl Watch List

- Marcus Allen
- Austin Blaske
- Kaleb Cost
- Thaddeus Dixon
- Gavin Gibson
- Trevyon Green
- Daniel King
- Jakai Moore
- Rece Verhoff

Grass Is Back

- Kenan Stadium is returning to its roots in 2025, as natural grass was reinstalled prior to the season.
- The footprint, which includes a synthetic turf perimeter, mirrors the look of Kenan Stadium's natural grass field from 2017-19.
- The project, funded by The Rams Club, included 67,000 square feet of sod, installed by Carolina Green.

Lombardi's 2024 At Oregon

- Quarterback coach Matt Lombardi arrived in Chapel Hill after spending last season on staff at Oregon, as an offensive analyst working with the quarterbacks.
- Lombardi worked alongside former Ducks' signal caller Dillon Gabriel, who finished the season as a Heisman Finalist and Big Ten Offensive Player of the Year, throwing for a career-high 3,857 yards and 30 touchdowns.
- Last season with Lombardi on staff, Oregon secured the Big Ten Championship and the No. 1 seed in the College Football Playoff.
- Before his stop in Eugene, Lombardi worked with the Las Vegas Raiders (2023), Carolina Panthers (2020-22) and Miami Dolphins (2019) in the NFL, also working in the college ranks at Baylor (2017-18) and Louisville (2014-16).

Replacing Omarion

- Carolina looks to replace running back Omarion Hampton, who scattered his name throughout the Tar Heel record book in three seasons.
- In his three-year career, Hampton rushed for 3,565 yards (fourth all-time) and 36 rushing touchdowns (third all-time).
- Last fall, Hampton posted 1,660 yards (second all-time) and 15 touchdowns, becoming the ninth Tar Heel with multiple seasons of 1,000-or-more yards.
- A two-time All-ACC selection and two-time Doak Walker Award Finalist, Hampton collected 10 different All-America honors during his final two years as a Tar Heel.
- Hampton was selected 22nd overall in the first round of the 2025 NFL Draft in April, by the Los Angeles Chargers. Omarion became the third Carolina running back selected in the first round of the NFL Draft, the first since 1971:
 - 2025: Omarion Hampton (22nd overall to the LA Chargers)
 - 1971: Don McCauley (22nd overall to the Baltimore Colts)
 - 1965: Ken Willard (2nd overall to the San Francisco 49ers)

Heading Abroad In '26

- Carolina will open the 2026 season against TCU in Dublin, Ireland, participating in the 2026 Aer Lingus College Football Classic at Aviva Stadium.
- The 2026 matchup against the Horned Frogs will be the fifth all-time meeting in the international series, as the Tar Heels will become the fourth ACC team to compete in the classic.
- Next year's opener will be the first international game in program history, and the second all-time game outside of the continental United States, joining the 1986 Aloha Bowl in Hawaii.

TAR HEEL NOTES

ACC Preseason Poll

► Carolina was picked eighth in the 2025 ACC Preseason poll, voted on by media members in July:

1. Clemson: 3083 (167)
2. Miami: 2679 (7)
3. SMU: 2612 (2)
4. Georgia Tech: 2397 (2)
5. Louisville: 2370
6. Duke: 1973
7. Florida State: 1920 (4)
- 8. North Carolina: 1611**
9. Pitt: 1571
10. NC State: 1505
11. Virginia Tech: 1412 (1)
12. Syracuse: 1381
13. Boston College: 953
14. Virginia: 871
15. California: 659
16. Wake Forest: 576
17. Stanford: 426

► In 2025, Carolina will face Clemson (No. 1), Duke (No. 6), NC State (No. 10), Syracuse (No. 12), Virginia (No. 14), California (No. 15), Wake Forest (No. 16) and Stanford (No. 17).

In The Weight Room

► Head coach Bill Belichick added former New England Patriots strength coach Moses Cabrera to staff as the program's Director of Sport Performance.

► Cabrera spent 13 seasons with the Patriots, as an assistant strength coach (2011-15) before being promoted to head strength coach (2016-23). Prior to this time in New England, Cabrera spent time in the college ranks at Fresno State (2004-09) and Colorado (2010).

Classroom Success

► In May, the NCAA announced its annual Academic Progress Rate, collecting a four-year rate of 996 (out of 1,000).

► The metric ranked first in the Atlantic Coast Conference and third nationally among football programs.

Multi-Sport Tar Heels

► Two members of the 2025 football roster are also affiliated with the Tar Heel men's lacrosse program, tight end Paul Barton and defensive back Jermaine Anderson.


► A member of the lacrosse program from 2022-25, Barton was a 2023 honorable mention All-America defenseman. Barton is the son of former Tar Heel offensive lineman Harris Barton, a 2021 College Football Hall of Fame member and two-time first team All-Pro for the San Francisco 49ers.

► Anderson, a freshman defensive back, begins his first season with the football and lacrosse programs at UNC, after graduating from Calvert Hall College High School in Maryland.

Pro Heels

► As of Aug. 11, the Tar Heels had 31 former players in NFL training camps, 10 who were on the 2024 Carolina roster:

- British Brooks: Houston Texans
- Dyami Brown: Jacksonville Jaguars
- Michael Carter: Arizona Cardinals
- Ty Chandler: Minnesota Vikings
- John Copenhaver: Jacksonville Jaguars
- Josh Downs: Indianapolis Colts
- Power Echols: Chicago Bears
- Desmond Evans: Tennessee Titans
- Joshua Ezeudu: New York Giants
- Toman Fox: New York Giants
- Amari Gainer: Los Vegas Raiders
- Cedric Gray: Tennessee Titans
- Omarion Hampton: Los Angeles Chargers
- Charlie Heck: Tampa Bay Buccaneers
- Cole Holcomb: Pittsburgh Steelers
- Mack Hollins: New England Patriots
- Sam Howell: Minnesota Vikings
- Alijah Huzzie: Houston Texans
- Willie Lampkin: Los Angeles Rams
- Drake Maye: New England Patriots
- Kyler McMichael: Pittsburgh Steelers
- Nate McCollum: Arizona Cardinals
- Bryson Nesbit: Minnesota Vikings
- Asim Richards: Dallas Cowboys
- Jahvaree Ritzie: New England Patriots
- Kaimon Rucker: Baltimore Ravens
- M.J. Stewart: Houston Texans
- Chazz Surratt: San Francisco 49ers
- Mitchell Trubisky: Buffalo Bills
- Devontez Walker: Baltimore Ravens
- Javonte Williams: Dallas Cowboys



IN LOVING MEMORY OF TYLEE CRAFT

◆◆◆ 2001-2024 ◆◆◆

Tylee Craft, a graduate student from Sumter, S.C. and wide receiver on the Carolina football team, passed away on Oct. 12, 2024 after a two-year battle with cancer at the tender age of 23.

As a player, Craft appeared in 11 games over his first two seasons in 2020 and 2021. He was diagnosed with stage four large cell neuroendocrine carcinoma, a rare form of lung cancer, in March of 2022. Craft was subsequently named the 2022 Disney Spirit Award winner as the most inspirational figure in college football and was also a member of the Uplifting Athletes Rare Disease Champion Team.

Craft fought courageously and was an inspiration to UNC's campus, his coaches and teammates, and everyone who knew him and drew strength from his determination and spirit.

In his honor, the UNC football nutrition office was re-named the Tylee Craft Nutrition Center.





2025 NORTH CAROLINA ROSTER

No.	Name	Pos.	Ht.	Wt.	Year	Hometown/Previous School
0	Alex Taylor	WR	6-2	190	r-Fr.	Greensboro, N.C./Grimsley
0	Ty White	DB	5-10	185	So.	Buford, Ga./Buford
1	Thaddeus Dixon	DB	6-1	185	r-Sr.	Los Angeles, Calif./Washington
1	Jordan Shipp	WR	6-2	190	So.	Charlotte, N.C./Providence Day
2	Bryce Baker	QB	6-3	205	Fr.	Kernersville, N.C./East Forsyth
2	Andrew Simpson	LB	6-2	220	r-Sr.	Wilder Ave, Calif./Boise State
3	Chris Culliver	WR	6-2	195	Jr.	Maiden, N.C./Maiden
3	Malcolm Ziglar	DB	6-3	195	So.	Fuquay-Varina, N.C./Fuquay-Varina
4	Mikai Gbayer	LB	6-2	230	Gr.	Irvington, N.J./IMissouri)
4	Caleb Hood	RB	6-0	220	r-Sr.	Rockingham, N.C./Richmond Senior
5	Gavin Gibson	DB	6-0	185	r-Sr.	Hickory, N.C./Hough
5	Jason Robinson Jr.	WR	5-10	150	r-Fr.	Long Beach, Calif./Washington
6	D'Antre Robinson	DT	6-4	315	r-Fr.	Orlando, Fla./Florida
6	Dayton Sneed	WR	6-0	196	r-So.	Hermitage, Tenn./Tennessee
7	Khmori House	LB	6-0	215	r-So.	Pasadena, Calif./Washington
7	Gio Lopez	QB	6-0	203	r-So.	Madison, Ala./South Alabama
8	Kobe Paysour	WR	6-1	190	r-Sr.	Kings Mountain, N.C./Kings Mountain
8	Smith Vilbert	DE	6-6	282	r-Sr.	Montvale, N.J./Penn Stat)
9	Melkart Abou-Jaoude	DL	6-5	260	r-Jr.	Newton, N.J./Delaware
9	Javarius Green	WR	5-10	195	r-Fr.	Shelby, N.C./Crest
10	Au'Tori Newkirk	QB	6-3	200	Fr.	Norfolk, Va./Maury
10	Pryce Yates	DL	6-4	265	r-Sr.	San Antonio, T.X./Reagan
11	Ty Adams	DB	5-11	180	r-So.	Swainsboro, Ga./Swainsboro
11	Paul Billups II	WR	6-2	195	r-So.	Chesapeake, Va./Western Branch
12	Demon June	RB	5-11	215	Fr.	Jacksonville, N.C./Jacksonville
12	Greg Smith	DB	6-4	195	r-Fr.	Riverview, Fla./Florida
14	Max Johnson	QB	6-5	225	Sr.	Athens, Ga./Texas A&M
15	Nathan Leacock	WR	6-3	217	r-So.	Rolesville, N.C./Tennessee
15	DJ Mazzone	QB	6-0	175	So.	Atlanta, Ga./IMG Academy
15	Tre Miller	DB	5-10	180	r-So.	Birmingham, Ala./Deer Creek (Okla.)
16	Coleman Bryson	DB	6-2	210	r-Jr.	Waynesville, N.C./Minnesota
17	Peyton Waters	DB	6-1	185	So.	Northridge, Calif./Washington
17	Adrian Wilson	WR	6-1	170	Fr.	Pflugerville, Texas/Colorado
18	Connor Cox	TE	6-6	250	r-So.	Jacksonville, Fla./South Carolina
18	Andres Miyares Jr.	QB	6-1	210	r-Fr.	Miami, Fla./Belen Jesuit
18	Jaiden Patterson	DB	6-1	195	So.	Dacula, Ga./Mill Creek
19	Jake Johnson	TE	6-6	240	r-Jr.	Athens, Ga./Texas A&M
19	Reggie Love II	DB	5-8	175	r-So.	Raleigh, N.C./Rolesville
20	Jaylon Nichols	RB	6-0	185	Fr.	Monroe, La./Neville
20	Jalon Thompson	DB	5-11	185	So.	Orlando, Fla./Olympia
21	Kaleb Cost	DB	5-11	195	Jr.	Atlanta, Ga./Sandy Creek
21	Davion Gause	RB	5-11	215	So.	Opa-locka, Fla./Chaminade-Madonna
23	Kristian Dunbar-Hawkins	DB	5-11	185	r-Fr.	Inland Empire, Calif./UCLA
23	Charleston French	RB	5-9	205	r-So.	Amory, Miss./Itawamba CC
24	Javion Butts	DB	6-1	175	Fr.	Gray, Ga./Jones County
25	Joseph Mupoyi	DE	6-5	261	r-Fr.	Kinshasa, DR of the Congo/Penn State
26	Khalil Conley	DB	5-11	185	r-Fr.	Asheville, N.C./Christ School
26	Jo Jo Troupe	RB	5-8	200	Fr.	Tampa, Fla./Berkeley Prep
27	Jaylen McGill	RB	5-10	200	Fr.	Spartanburg, S.C./Mount View Prep
27	Graham Reintjes	DB	6-1	185	Fr.	Austin, Texas/Regents School
28	Benjamin Hall	RB	5-11	235	r-So.	Kennesaw, Ga./Michigan
28	Chinedu Onyeagoro	LB	6-2	220	Fr.	Los Angeles, Calif./King
29	Marcus Allen	DB	6-2	190	Sr.	Marietta, Ga./Walton
30	Evan Bennett	LB	6-2	230	r-Fr.	Eatonton, Ga./Gatewood School
31	Will Hardy	DB	6-2	205	Sr.	Lawrenceville, Ga./Greater Atlanta Christian
32	Jermaine Anderson	DB	6-2	195	Fr.	Fredricksburg, Va./Calvert Hall
33	Tyler Houser	LB	6-2	220	Fr.	Sparta, N.J./Pope John XXIII
33	Henry Martello	FB	6-4	250	Fr.	Culver, Ind./Culver
40	Tyler Thompson	LB	6-4	225	r-So.	Cary, N.C./Panther Creek
41	Jonathan Agumadu	LB	6-2	220	r-Fr.	Dallas, Texas/Oklahoma State
42	Spencer Triplett	LS	6-1	240	r-Sr.	Shelby, N.C./Shelby
43	Lantz Pascal	LB	6-1	225	Fr.	Fort Lauderdale, Fla./St. Thomas Aquinas



2025 NORTH CAROLINA ROSTER

No.	Name	Pos.	Ht.	Wt.	Year	Hometown/Previous School
44	Jake Bauer	LB	6-1	225	Fr.	West Chester, Pa./Malvern Prep
47	Austin Alexander	LB	6-3	240	Fr.	Burlington, Ky./Cooper
48	Gannon Burt	LS	6-1	205	r-So.	Fort Mill, S.C./Florida
51	Peter Pesansky	OL	6-2	290	r-Fr.	Tampa, Fla./Jesuit
52	Daniel King	OL	6-5	340	r-Sr.	Cairo, Ga./Troy
53	Christo Kelly	OL	6-4	305	r-Sr.	Wilmette, Ill./Holy Cross
54	Timir Hickman-Collins	LB	6-2	215	r-Fr.	Fort Mill, S.C./Florida State
54	Miles McVay	OL	6-6	350	r-So.	East Saint Louis, Ill./Alabama
55	Jakai Moore	OL	6-6	318	r-Sr.	Nokesville, Va./South Carolina)
56	Jani Norwood	OL	6-4	290	r-Fr.	Ramsuer, N.C./Eastern Randolph
57	Bo Burkes	OL	6-2	305	r-Jr.	Centreville, Ala./Bibb County
58	Austin Blaske	OL	6-5	310	r-Sr.	Effingham County, Ga./Georgia
66	Jordan Hall	OL	6-8	336	r-So.	Columbus, Ohio/UAB
68	Aidan Banfield	OL	6-3	300	So.	Buford, Ga./Mill Creek
69	Chad Lindberg	OL	6-6	315	r-Sr.	League City, Texas/Rice
70	Byron Nelson	OL	6-3	300	Fr.	Katy, Texas/Katy
71	William Boone	OL	6-6	340	r-Jr.	Conyers, Ga./Prairie View A&M
72	Eidan Buchanan	OL	6-9	330	Fr.	Montgomery Village, Md./Good Counsel
73	Will O'Steen	OL	6-3	230	r-Sr.	Anniston, Ala./Jacksonville State
77	Trey Blue	OL	6-6	330	Fr.	Cary, N.C./Cary
78	Trevyon Green	OL	6-7.5	340	r-Jr.	Prince George, Va./Life Christian Academy
80	Jordan Owens	TE	6-6	255	Sr.	McGehee, Ark./Oklahoma State
81	Aziah Johnson	WR	6-0	175	r-So.	Richmond, V.A./Michigan State
82	Yasir Smith	TE	6-5	265	Fr.	Summerville, S.C./Summerville
83	Kennedy Uzoma	WR	6-5	210	Fr.	Beltsville, Md./St. John's Catholic Prep
84	Shamar Easter	TE	6-5	215	r-So.	Ashdown, Ark./Arkansas
84	Laderion Williams	DL	6-4	310	Fr.	Hiram, Ga./Douglas County
85	Shanard Clower	WR	5-9	165	Fr.	Lakeland, Fla./Lakeland
86	Kamarion Thomas	DL	6-3	280	Fr.	Saint Albans, N.Y./Erasmus Hall
86	Madrid Tucker	WR	5-10	170	Fr.	Lehigh Acres, Fla./Fort Myers
87	Trey Giddens	DT	6-3	275	Fr.	Virginia Beach, Va./Green Run
87	Cort Halsey	TE	6-3	230	r-So.	Atherton, Calif./Menlo School
88	Deems May	TE	6-2	230	r-Jr.	Charlotte, N.C./Myers Park
89	Paul Barton	TE	6-4	210	Gr.	Palo Alto, Calif./Sacred Heart Prep
89	Emmanuel Nwaiwu	DL	6-4	250	Fr.	Chateauguay, Quebec/Vanier College
90	Xavier Lewis	DL	6-0	250	Fr.	Raleigh, N.C./Leesville Road
90	Rece Verhoff	K	5-11	190	Gr.	Columbus Grove, Ohio/Marshall
91	Leroy Jackson	DL	6-1	290	r-Fr.	Leesburg, Ga./Lee County
92	CJ Mims	DL	6-2	300	Jr.	Vanceboro, N.C./East Carolina
93	Devin Ancrum	DL	6-2	295	Fr.	Buford, Ga./Mill Creek
93	Jacob Horvath	P	6-1	190	Jr	Melbourne, Australia/Eastern Illinois
94	Isaiah Johnson	DL	6-2	275	r-Jr.	Chandler, Ariz./Arizona
95	Daniel Anderson	LB	6-1	245	r-Fr.	Memphis, Tenn./Germantown
96	Nicco Maggio	DL	6-1	290	Fr.	Buford, Ga./Buford
96	Tom Maginness	P	6-0	210	Sr.	Melbourne, Australia/Monash University
97	Guytano Bartolomeo	K	5-10	170	Fr.	Old Tappan, N.J./Bergen Catholic

Coaching Staff

Head Coach: Bill Belichick (Wesleyan '75) - First Season

Offensive Coordinator/Tight Ends: Freddie Kitchens (Alabama '98) - Third Season

Offensive Line Coach: Will Friend (Alabama '98) - First Season

Quarterbacks Coach: Matt Lombardi (Delaware '13) - First Season

Wide Receivers Coach: Garrick McGee (Oklahoma '96) - First Season

Running Backs Coach: Natrone Means (North Carolina '93) - Fifth Season

Defensive Coordinator/Linebackers: Steve Belichick (Rutgers '11) - First Season

Defensive Line Coach: Bob Diaco (Iowa '96) - First Season

Defensive Backs/Safeties Coach: Brian Belichick (Trinity '16) - First Season

Cornerbacks Coach: Armond Hawkins (Idaho '17) - First Season

Inside Linebackers Coach: Jamie Collins (Southern Mississippi '13) - First Season

Outside Linebackers Coach: Ty Nichols (Texas Tech '20) - First Season

Special Teams Coordinator: Mike Priefer (Navy '89) - First Season



2025 ROSTER BY POSITION

Quarterback (6)

2	Bryce Baker	14	Max Johnson
7	Gio Lopez	15	DJ Mazzone
10	Au'Tori Newkirk	18	Andres Miyares Jr.

Running Back (8)

4	Caleb Hood	23	Charleston French
12	Demon June	26	Jo Jo Troupe
20	Jaylon Nichols	27	Jaylen McGill
21	Davion Gause	28	Benjamin Hall

Fullback (1)

33	Henry Martello
----	----------------

Wide Receiver (14)

0	Alex Taylor	11	Paul Billups II
1	Jordan Shipp	15	Nathan Leacock
3	Chris Culliver	17	Adrian Wilson
5	Jason Robinson Jr.	81	Aziah Johnson
6	Dayton Sneed	83	Kenedy Uzoma
8	Kobe Paysour	85	Shanard Clower
9	Javarius Green	86	Madrid Tucker

Tight End (8)

18	Connor Cox	84	Shamar Easter
19	Jake Johnson	87	Cort Halsey
80	Jordan Owens	88	Deems May
82	Yasir Smith	89	Paul Barton

Offensive Line (17)

51	Peter Pesansky	68	Aidan Banfield
52	Daniel King	69	Chad Lindberg
53	Christo Kelly	70	Byron Nelson
54	Miles McVay	71	William Boone
55	Jakai Moore	72	Eidan Buchanan
56	Jani Norwood	73	Will O'Steen
57	Bo Burkes	77	Trey Blue
58	Austin Blaske	78	Trevyon Green
66	Jordan Hall		

Kicker (2)

90	Rece Verhoff	97	Guytano Bartolomeo
----	--------------	----	--------------------

Defensive Line (15)

6	D'Antre Robinson	89	Emmanuel Nwaiwu
8	Smith Vilbert	90	Xavier Lewis
9	Melkart Abou-Jaoude	91	Leroy Jackson
10	Pryce Yates	92	CJ Mims
25	Joseph Mupoyi	93	Devin Ancrum
84	Laderion Williams	94	Isaiah Johnson
86	Kamarion Thomas	96	Nicco Maggio
87	Trey Giddens		

Linebacker (13)

2	Andrew Simpson	41	Jonathan Agumadu
4	Mikai Gbayer	43	Lantz Pascal
7	Khmori House	44	Jake Bauer
28	Chinedu Onyeagoro	47	Austin Alexander
30	Evan Bennett	54	Timir Hickman-Collins
33	Tyler Houser	95	Daniel Anderson
40	Tyler Thompson		

Defensive Back (20)

0	Ty White	19	Reggie Love II
1	Thaddeus Dixon	20	Jalon Thompson
3	Malcolm Ziglar	21	Kaleb Cost
5	Gavin Gibson	23	Khristian Dunbar-Hawkins
11	Ty Adams	24	Javion Butts
12	Greg Smith	26	Khalil Conley
15	Tre Miller	27	Graham Reintjes
16	Coleman Bryson	29	Marcus Allen
17	Peyton Waters	31	Will Hardy
18	Jaiden Patterson	32	Jermaine Anderson

Punter (2)

93	Jacob Horvath	96	Tom Maginness
----	---------------	----	---------------

Long Snapper (2)

42	Spencer Triplett	48	Gannon Burt
----	------------------	----	-------------



OFFENSIVE STARTERS

Opp.	LT	LG	C	RG	RT	QB	RB	WR	WR/RB	WR/TE	TE	K
TCU												
at Charlotte												
Richmond												
at UCF												
Clemson												
at California												
Virginia												
at Syracuse												
Stanford												
at Wake Forest												
Duke												
at NC State												

DEFENSIVE STARTERS

Opp.	DE	DT	DT	DE	MIKE	WILL	SAM	CB	S	S	CB	P
TCU												
at Charlotte												
Richmond												
at UCF												
Clemson												
at California												
Virginia												
at Syracuse												
Stanford												
at Wake Forest												
Duke												
at NC State												



SELECT PLAYER NOTES



Gio Lopez

7

QB • 6-0 • 203 • R-Sophomore
Madison, Ala. • James Clemons • South Alabama

Honors

- All-Sun Belt Honorable Mention (2024)

Career Stats

Year	GP-GS	C-A-I	COMP %	YDs	TDs
2023	5-1	41-61-2	67.2%	475	4
2024	11-11	206-312-5	66.0%	2,559	18
2025	---	---	---	---	---
Career	16-12	247-373-7	66.2%	3,034	22

2024 (at South Alabama)


- Started and played in 11 of South Alabama's 13 games.
- Averaged 274.7 yards of total offense per game, 22nd nationally.
- Finished the season with 2,559 yards passing and 18 touchdowns.
- Ended the year third in the Sun Belt in fewest interceptions thrown, fourth in passing touchdowns, fourth in average passing yards per game, fourth in passing efficiency and fourth in completion percentage.
- Ran for 465 yards and seven touchdowns.
- Earned All-Sun Belt honorable mention honors.

2023 (at South Alabama)

- Appeared in five games during his true freshman season, earning one start.
- Named 68 Ventures Bowl MVP, leading South Alabama to first ever bowl win.

HIGH SCHOOL

- A three-star product by 247Sports and Rivals during prep career.
- Named a first team All-State quarterback by the Alabama Sportswriters Association.



Max Johnson

14

QB • 6-5 • 225 • Senior
Athens, Ga. • Oconee County • LSU • Texas A&M

Honors

- Comeback Player of the Year Award Watch List (2025)

Career Stats

Year	GP-GS	C-A-I	COMP %	YDs	TDs
2020	6-2	88-150-1	58.7%	1,069	8
2021	12-12	225-373-6	60.3%	2,814	27
2022	4-3	43-71-0	60.6%	517	3
2023	8-5	118-190-5	62.1%	1,452	9
2024	1-1	12-19-1	63.2%	71	0
2025	---	---	---	---	---
Career	31-23	486-803-13	60.5%	5,923	47

2024

- Started the season opening game at Minnesota, suffering a season-ending lower-body injury in the third quarter.

2023 (at Texas A&M)

- Appeared in eight games, earning the start five times.
- Led the Aggies with 1,452 yards passing and nine touchdowns through the air.
- Registered his first 300-yard passing game at A&M and the sixth of his career at Ole Miss.
- Missed the final four games of the year due to injury.

2022 (at Texas A&M)

- Saw time in four games, starting three for the Aggies.
- Two of his starts were versus top-15 opponents in back-to-back weeks.

2021 (at LSU)

- Started in all 12 games.
- Passed for 2,815 yards and 27 touchdowns.
- Posted seven games with with 250-or-more passing yards, and six games with three-or-more touchdowns.

2020 (at LSU)

- Appeared in six games, starting twice.
- Threw for 1,069 yards and eight touchdowns.
- Took over starting quarterback duties in week nine versus Florida.

HIGH SCHOOL

- A four-star pro-style quarterback by Rivals and 247Sports.
- Led Oconee County High School Georgia 4A state title game as a senior.

SELECT PLAYER NOTES



Caleb Hood

4

RB • 6-0 • 220 • R-Senior
Rockingham, N.C. • Richmond Senior

Career Stats

Year	GP-GS	ATT	YDs	TDs	LG
2021	7-0	22	97	1	25
2022	7-4	43	250	0	71
2023	7-0	15	43	1	13
2024	5-0	18	81	0	16
2025	---	---	---	---	---
Career	26-4	98	471	2	71

2024

- Appeared in five games.
- Finished with 18 carries for 81 yards.
- Rushed 11 times for 78 yards, and tossed a 17-yard touchdown pass versus UConn in the Fenway Bowl.

2023

- Appeared in seven games at running back.
- Finished the year with 15 carries for 43 yards and a touchdown.
- Carried the ball six times for 26 yards and a touchdown versus Appalachian State.

2022

- Played in the first seven games, starting four.
- Suffered a season-ending upper-body injury versus Pitt and missed the remainder of the season.
- Tallied 250 yards on 43 carries during the campaign.
- Had a game-high 109 all-purpose yards (87 rush, 22 receiving) against App State, including a career long rush of 71 yards.
- Started at Miami and had a career-high 13 carries for a team-high 74 yards and added five catches for 50 yards.

2021

- Appeared in seven games at running back and on special teams.
- Finished the season with 97 rushing yards on 22 carries and a touchdown.

HIGH SCHOOL

- An early enrollee who was a three-star prospect by 247Sports.
- Tallied 6,305 passing yards and 59 touchdowns along with 1,899 rushing yards and 27 touchdowns in three seasons.



Davion Gause

21

RB • 5-11 • 215 • Sophomore
Opa-locka, Fla. • Chaminade-Madonna Prep

Honors

- Doak Walker Award Watch List (2025)

Career Stats

Year	GP-GS	ATT	YDs	TDs	LG
2024	13-1	67	326	4	21
2025	---	---	---	---	---
Career	13-1	67	326	4	21

2024

- Appeared in all 13 contests, earning one start versus UConn in the Fenway Bowl.
- Finished his true freshman campaign with 67 carries for 326 yards and four touchdowns.
- In his second college game, posted 16 rushes for 105 yards and a touchdown versus Charlotte.
- Returned a blocked punt for a touchdown against James Madison.

HIGH SCHOOL

- An early enrollee who was a four-star prospect by Rivals.
- An Under Armour All-America during prep career, who won three state championships at Chaminade-Madonna Prep.
- Posted 4,936 yards and 56 touchdowns during high school career.



SELECT PLAYER NOTES



Jordan Shipp

1

WR • 6-2 • 190 • Sophomore
Charlotte, N.C. • Providence Day

Career Stats


Year	GP-GS	REC	YDs	TDs	LG
2024	12-1	9	114	1	22
2025	---	---	---	---	---
Career	12-1	9	114	1	22

2024

- Appeared in 12 games during his true freshman season, earning the start versus UConn in the Fenway Bowl.
- Finished the campaign with nine catches for 114 yards and a touchdown.
- Made first career reception in the win over Charlotte.
- Posted first career touchdown against James Madison.

HIGH SCHOOL

- An early enrollee who was a four-star prospect by On3.
- A three-time all-state and all-conference selection for Providence Day in Charlotte.
- Helped Providence Day win three state championships during prep career.
- In three-year career, recorded 173 receptions for 2,934 yards and 37 touchdowns.



Chris Culliver

3

WR • 6-2 • 195 • Junior
Maiden, N.C. • Maiden

Career Stats

Year	GP-GS	REC	YDs	TDs	LG
2023	12-0	1	41	1	41
2024	12-1	6	135	1	50
2025	---	---	---	---	---
Career	24-1	7	176	2	50

2024

- Appeared in 12 games, earning the start at Boston College.
- Finished the season with six catches for 135 yards and a touchdown.
- Recorded two receptions and 96 yards with a touchdown in the regular season finale against NC State.

2023

- Appeared in 12 games during true freshman campaign.
- Posted one catch for 41 yards and a touchdown against Campbell.
- Returned five kickoffs for 105 yards in the Duke's Mayo Bowl versus West Virginia.

HIGH SCHOOL

- A four-star prospect by On3.
- Tallied 173 catches for 3,617 yards and 52 touchdowns in last three seasons at Maiden High School.
- Posted 1,809 yards in senior campaign, the fifth-most in the country.

SELECT PLAYER NOTES



Kobe Paysour

8

WR • 6-1 • 190 • R-Senior
Kings Mountain, N.C. • Kings Mountain

Career Stats

Year	GP-GS	REC	YDs	TDs	LG
2021	1-0	0	0	0	0
2022	12-4	29	324	4	49
2023	5-5	22	282	3	77
2024	13-9	21	365	0	36
2025	---	---	---	---	---
Career	31-18	72	971	7	77

2024

- Appeared in all 13 games, earning nine starts.
- Finished the season with 21 receptions for 365 yards.
- Posted a reception in 11 games.
- Had a season best four catches for 93 yards against James Madison.
- Recorded three receptions each versus Georgia Tech and Florida State.

2023

- Started the first five games of the year before a season-ending injury.
- Caught 22 passes for 282 yards and three touchdowns.
- Tallied three receptions and a season-high 100 yards against Syracuse.

2022


- Appeared in 12 games and made four starts.
- Ended the season with 29 receptions for 324 yards and four touchdowns.
- Made first career start and registered eight catches for 92 yards and a touchdown at Appalachian State.
- Had seven catches for 98 yards and a touchdown in the Holiday Bowl against Oregon.

2021

- Appeared in one game during true freshman campaign.

HIGH SCHOOL

- A four-star prospect by 247Sports.
- Posted 195 receptions for 3,912 yards and 51 touchdowns during high school career.



Jake Johnson

19

TE • 6-6 • 240 • R-Junior
Athens, Ga. • Oconee County • Texas A&M

Career Stats

Year	GP-GS	REC	YDs	TDs	LG
2022	5-0	1	2	0	2
2023	12-4	24	235	4	28
2024	13-0	2	21	0	20
2025	---	---	---	---	---
Career	30-4	27	258	4	28

2024

- Appeared in all 13 games during first season in Chapel Hill.
- Ended the year with two receptions for 21 yards.
- Posted a catch in wins against Minnesota and Florida State.

2023

- Saw time in 12 games for Texas A&M.
- Had 235 yards on 24 catches and finished second on the team with four touchdowns.
- In first career start against ULM, made six catches for 36 yards.
- Caught first career touchdown pass from his brother, Max.

2022

- Saw the field in five games.
- Made one reception in the season opening win over Sam Houston.

HIGH SCHOOL

- A four-star prospect by all three major outlets.
- Selected to the 2022 All-American Bowl.
- As a senior, had 45 catches for 745 yards and eight touchdowns.



SELECT PLAYER NOTES



Smith Vilbert

8

DL • 6-6 • 282 • R-Senior
Montvale, N.J. • St. Joseph Regional • Penn State

Career Stats

Year	GP-GS	TKL	SOLO	AST	TFL	SK	FF
2019	2-0	0	0	0	0.0	0.0	0
2020	4-0	1	0	1	0.0	0.0	0
2021	12-1	7	6	1	4.0	3.0	0
2022	1-0	0	0	0	0.0	0.0	0
2024	16-0	12	4	8	4.5	1.5	2
2025	---	---	---	---	---	---	---
Career	35-1	20	10	10	8.5	4.5	2

2024 (at Penn State)

- Saw time in 16 games.
- Finished the season with 12 total tackles, 1.5 sacks and two forced fumbles.
- Had a solo tackle in four games.
- Opened the year with a sack and forced fumble against West Virginia.

2023 (at Penn State)

- Missed the season due to injury.

2022 (at Penn State)

- Appeared in one game, the season finale against Utah.

2021 (at Penn State)

- Saw time in 12 games, making one start.
- Finished the campaign with seven tackles, four tackles for loss and three sacks.
- Posted three sacks in the Outback Bowl versus Arkansas, a Penn State bowl record and Outback Bowl record.

2020 (at Penn State)

- Appeared in four games, posting a tackle against Michigan State.

2019 (at Penn State)

- Appeared in two games during true freshman campaign.

HIGH SCHOOL

- A three-star recruit by 247Sports, ESPN and Rivals.
- Helped St. Joseph Regional win their first New Jersey High School Non-Public Group 4 state championship in 20 years as a senior.
- Tallied 45 tackles, 17 tackles for loss and nine sacks as a senior.



Melkart Abou-Jaoude

9

DL • 6-5 • 260 • R-Junior
Newton, N.J. • Newton • Delaware

Honors

- All-CAA Honorable Mention (2024)

Career Stats

Year	GP-GS	TKL	SOLO	AST	TFL	SK	FF
2022	1-0	0	0	0	0.0	0.0	0
2023	13-2	25	8	17	5.0	2.0	0
2024	11-11	24	10	14	9.5	6.5	0
2025	---	---	---	---	---	---	---
Career	25-13	49	18	31	14.5	8.5	0

2024 (at Delaware)

- Appeared and started in 11 games.
- Finished the season with 24 tackles, along with a team-high 9.5 tackles for loss and 6.5 sacks.
- Registered at least one tackle in all 11 games.
- Had a sack in seven games, including a season-best two sacks versus Richmond.

2023 (at Delaware)

- Appeared in all 13 games, with two starts.
- Ended the year with 25 tackles, five tackles for loss and two sacks.
- Recorded a season best five tackles against Saint Francis.
- Made two tackles in each of Delaware's games in the FCS Playoffs.

2022 (at Delaware)

- Appeared in one game.

HIGH SCHOOL

- Played four season at Newton High School in prep career.

SELECT PLAYER NOTES



Pryce Yates

10

DL • 6-4 • 265 • R-Senior
San Antonio, Texas • Reagan • UConn

Career Stats

Year	GP-GS	TKL	SOLO	AST	TFL	SK	FF
2022	13-9	45	13	32	9.0	4.5	1
2023	12-12	42	25	17	14.0	4.5	2
2024	7-6	21	12	9	6.5	3.5	0
2025	---	---	---	---	---	---	---
Career	32-27	108	50	58	29.5	12.5	3

2024 (at UConn)

- Appeared in seven games, starting six times.
- Finished the season with 21 tackles, 6.5 tackles for loss and 3.5 sacks.
- Had a six tackles and two sacks versus Rice.
- Posted six solo tackles and a sack against North Carolina in the Fenway Bowl.

2023 (at UConn)

- Appeared and started in all 12 games.
- Led the UConn defensive line with 42 tackles on the season, including 25 solo tackles, 14 tackles for loss and 4.5 sacks.
- Made six tackles and had a sack against FIU.
- Posted six tackles with a sack and fumble recovery at Boston College.

2022 (at UConn)

- Played in all 13 games, making nine starts at defensive end.
- Finished the season with 45 tackles, nine tackles for loss and 4.5 sacks.
- Had three tackles and 1.5 sacks in the win over Boston College.

2021 (at UConn)

- Redshirt season.

HIGH SCHOOL

- Played for Reagan High School during prep career.
- A first team All-District selection in high school.



Andrew Simpson

2

LB • 6-0 • 238 • R-Senior
Wilder Ave, Calif. • St. John Bosco

Honors

- Dick Butkus Award Preseason Watch List (2025)
- All-Mountain West Second Team (2024)

Career Stats

Year	GP-GS	TKL	SOLO	AST	TFL	PBU	INT
2022	14-3	29	23	6	5.0	3	0
2023	14-11	66	42	24	16.0	2	2
2024	12-11	46	29	17	11.0	0	1
2025	---	---	---	---	---	---	---
Career	40-25	141	94	47	32.0	5	3

2024 (at Boise State)

- Appeared in 12 games, making 11 starts.
- Finished the season with 46 total tackles, 11 tackles for loss and an interception.
- Had five tackles, 1.5 tackles for loss and a sack at No. 7 Oregon.
- Earned All-Mountain West second team honors.

2023 (at Boise State)

- Appeared in all 14 games, starting 11 for Boise State.
- Ended the year with 66 tackles, 16 tackles for loss and 6.5 sacks.
- Registered a season-high 12 tackles at Fresno state, including 2.5 tackles for loss.
- Had an interception in the Mountain West Championship win over UNLV.

2022 (at Boise State)

- Appeared in all 14 games, making three starts.
- Made 29 tackles and three sacks on the year.
- Blocked a punt that resulted in a touchdown against New Mexico.

2021 (at Boise State)

- Redshirt season, did not appear in a game.

HIGH SCHOOL

- A three-star recruit by 247Sports.
- Registered 35 tackles during senior season at St. John Bosco.



SELECT PLAYER NOTES



Mikai Gbayor

4

LB • 6-2 • 230 • Graduate
Irvington, N.J. • Irvington • Nebraska • Missouri

Career Stats

Year	GP-GS	TKL	SOLO	AST	TFL	PBU	INT
2023	12-4	24	11	13	3.0	0	0
2024	12-11	49	20	29	6.0	3	0
2025	---	---	---	---	---	---	---
Career	24-15	73	31	42	9.0	3	0

Spring 2025 (at Missouri)

- Spent the spring semester at Missouri.

2024 (at Nebraska)

- Played in 12 games, making 11 starts.
- Posted a career-high 49 tackles, with six tackles for loss, one sack and three pass breakups.

2023 (at Nebraska)

- Played in 12 games with four starts.
- Finished the season with 24 tackles, three tackles for loss and 0.5 sack.

2022 (at Nebraska)

- Did not appear in a game.

2021 (at Nebraska)

- Did not appear in a game.

HIGH SCHOOL

- Played for Irvington High School.
- Made 56 tackles, 29 tackles for loss and nine sacks in senior season.
- Named a USA Today All-New Jersey first team selection in senior campaign.
- Ranked as a top-10 recruit from New Jersey by 247Sports.



Khmori House

7

LB • 6-0 • 215 • Sophomore
Pasadena, Calif. • St. John Bosco • Washington

Career Stats

Year	GP-GS	TKL	SOLO	AST	TFL	PBU	INT
2024	12-5	35	19	16	1.0	4	1
2025	---	---	---	---	---	---	---
Career	12-5	35	19	16	1.0	4	1

2024 (at Washington)

- Appeared in 12 games, making five starts during true freshman campaign.
- Finished the season with 35 tackles, one tackle for loss, four pass breakups and an interception.
- Had five tackles in first career start at Washington State.
- Recorded five tackles in the win versus No. 10 Michigan.

HIGH SCHOOL

- Posted 72 tackles with two sacks and eight tackles for loss in senior season at St. John Bosco.

SELECT PLAYER NOTES



Thaddeus Dixon

1

DB • 6-1 • 185 • R-Senior
Los Angeles, Calif. • La Miranda • Washington

Honors

- Phil Steele Preseason All-ACC Team (2025)
- Senior Bowl Top-300 (2025)
- East/West Shrine Bowl Watch List (2025)
- All-Big Ten Honorable Mention (2024)

Career Stats

Year	GP-GS	TKL	SOLO	AST	TFL	PBU	INT
2023	14-1	26	20	6	1.0	7	1
2024	13-12	43	26	17	3.0	11	1
2025	---	---	---	---	---	---	---
Career	27-13	69	46	23	4.0	18	2

2024 (at Washington)

- Played in all 13 games, earning the start 12 times.
- Finished the year with 43 tackles, 11 pass breakups and an interception.
- Had four tackles and two pass breakups in the season opener versus Weber State.
- Posted two tackles, two pass breakups and an interception versus Washington State.

2023 (at Washington)

- Played in 14 games, earning one start.
- Posted 26 tackles, seven pass breakups and an interception on the year.
- Collected lone interception of the season in the win versus Washington State.

2022 (at Long Beach Community College)

- Posted 43 tackles and three interceptions over 11 games.
- Ranked as the No. 27 junior college prospect and No. 5 junior college cornerback by ESPN.

2021 (at Long Beach Community College)

- Notched 34 tackles and two interceptions in first season.

HIGH SCHOOL

- Played for La Miranda High School.



Gavin Gibson

5

DB • 6-0 • 185 • R-Senior
Hickory, N.C. • Hough • Maryland • East Carolina

Career Stats

Year	GP-GS	TKL	SOLO	AST	TFL	PBU	INT
2022	11-0	17	13	4	2.0	3	0
2023	9-0	15	11	4	2.0	0	0
2024	13-10	52	26	26	6.5	6	3
2025	---	---	---	---	---	---	---
Career	33-10	84	50	34	10.5	9	3

2024 (at East Carolina)

- Started all 13 games for East Carolina.
- Finished the season with 52 tackles, with 6.5 tackles for loss and three interceptions.
- Made a season-high nine tackles versus Old Dominion.

2023 (at Maryland)

- Appeared in nine games during sophomore campaign.
- Finished the season with 15 tackles and two tackles for loss.
- Posted a season-best four tackles against Illinois.

2022 (at Maryland)

- Saw time in 11 games during his true freshman campaign.
- Finished the season with 17 tackles, two tackles for loss and three pass breakups.
- Made a tackle for loss against Charlotte and Michigan.

HIGH SCHOOL

- Played for Hough High School during prep career.
- During senior year, recorded 41 tackles and five interceptions.



SELECT PLAYER NOTES



Marcus Allen

29

DB • 6-2 • 190 • Senior
Marietta, Ga. • Walton

Honors

- East/West Shrine Bowl Watch List (2025)

Career Stats

Year	GP-GS	TKL	SOLO	AST	TFL	PBU	INT
2022	14-0	16	11	5	1.0	2	0
2023	13-13	49	35	14	0.5	9	1
2024	12-12	36	26	10	1.0	6	2
2025	---	---	---	---	---	---	---
Career	39-25	101	72	29	2.5	17	3

2024


- Started 12 games during the year.
- Finished the season with 36 tackles, six pass breakups, two interceptions and a tackle for loss.
- Led the Tar Heels with seven tackles in the home-opening win over Charlotte.

2023

- Started all 13 games in his sophomore season.
- Posted 49 tackles, eight pass breakups and an interception on the year.
- Made six tackles and had three pass breakups versus Appalachian State.
- Recorded a season-high nine tackles against Georgia Tech.
- Had an interception versus Campbell.

HIGH SCHOOL

- A four-star prospect by 247Sports.
- A three-time all-state cornerback for Walton High School.
- In final two prep seasons, recorded 107 tackles, four interceptions and 25 pass breakups.



Will Hardy

31

DB • 6-2 • 205 • Senior
Lawrenceville, Ga. • Greater Atlanta Christian

Honors

- Wuerffel Trophy Watch List (2025)

Career Stats

Year	GP-GS	TKL	SOLO	AST	TFL	PBU	INT
2022	14-2	38	23	15	0.0	1	1
2023	11-0	22	15	7	1.0	1	0
2024	13-2	34	17	17	1.0	1	1
2025	---	---	---	---	---	---	---
Career	38-4	94	55	39	2.0	3	2

2024

- Appeared in all 13 games, earning two starts.
- Finished the season with 34 tackles, a pass breakup and interception.
- Recorded a season-high six tackles at Virginia.
- Posted an interception in the win at Florida State.

2023

- Appeared in 11 contests.
- Finished the season with 22 tackles, a tackle for loss and a pass breakup.
- Had a season-high five tackles and pass breakup at Clemson.

2022

- Saw time in all 14 games, starting the final two games of the year.
- Finished the season with 38 tackles and an interception.
- Had a season-high six tackles against Notre Dame.
- Sealed the victory at Duke with first career interception.

HIGH SCHOOL

- A three-star prospect by 247Sports.
- In final two high school seasons, posted 174 tackles, 14 tackles for loss and 10 interceptions.
- Father, Tim, was his high school coach at Greater Atlanta Christian.

CAREER PASSING STATS

Games Played

Player	'20	'21	'22	'23	'24	'25	Career
Max Johnson	6	12	4	8	1	---	31
Gio Lopez	---	---	---	5	11	---	16

Completions

Player	'20	'21	'22	'23	'24	'25	Career
Max Johnson	88	225	43	118	12	---	486
Gio Lopez	---	---	---	41	206	---	247

Passing Yards

Player	'20	'21	'22	'23	'24	'25	Career
Max Johnson	1069	2814	517	1452	71	---	5,923
Gio Lopez	---	---	---	475	2559	---	3,034

Passing Touchdowns

Player	'20	'21	'22	'23	'24	'25	Career
Max Johnson	8	27	3	9	0	---	47
Gio Lopez	---	---	---	4	18	---	22

Games with Multiple Passing Touchdowns

Player	'20	'21	'22	'23	'24	'25	Career
Max Johnson	2	8	0	2	0	---	12
Gio Lopez	---	---	---	1	5	---	6

Games with 3+ Passing Touchdowns

Player	'20	'21	'22	'23	'24	'25	Career
Max Johnson	2	6	0	0	0	---	8
Gio Lopez	---	---	---	1	3	---	4

Games with 4+ Passing Touchdowns

Player	'20	'21	'22	'23	'24	'25	Career
Max Johnson	0	2	0	0	0	---	2
Gio Lopez	---	---	---	0	1	---	1

Games with 5+ Passing Touchdowns

Player	'20	'21	'22	'23	'24	'25	Career
Max Johnson	0	1	0	0	0	---	1

Games with 30+ Completions

Player	'20	'21	'22	'23	'24	'25	Career
Max Johnson	0	0	0	1	0	---	1

Games with 300+ Passing Yards

Player	'20	'21	'22	'23	'24	'25	Career
Max Johnson	1	5	0	1	0	---	7
Gio Lopez	---	---	---	0	1	---	1

Games with 350+ Passing Yards

Player	'20	'21	'22	'23	'24	'25	Career
Max Johnson	1	1	0	0	0	---	2
Gio Lopez	---	---	---	0	1	---	1

Games with 400+ Passing Yards

Player	'20	'21	'22	'23	'24	'25	Career
Max Johnson	1	0	0	0	0	---	1
Gio Lopez	---	---	---	0	1	---	1

Games without an Interception

Player	'20	'21	'22	'23	'24	'25	Career
Max Johnson	5	6	4	4	0	---	19
Gio Lopez	---	---	---	3	7	---	10



CAREER RUSHING STATS

Carries

Player	'21	'22	'23	'24	'25	Career
Caleb Hood	22	43	15	18	---	98
Davion Gause	---	---	---	67	---	67
Benjamin Hall	---	---	15	29	---	49

Rushing Yards

Player	'21	'22	'23	'24	'25	Career
Caleb Hood	97	250	43	81	---	471
Davion Gause	---	---	---	362	---	362
Benjamin Hall	---	---	69	72	---	141

Rushing Touchdowns

Player	'21	'22	'23	'24	'25	Career
Davion Gause	---	---	---	4	---	4
Caleb Hood	1	0	1	0	---	2

Games with a Rushing Touchdown

Player	'21	'22	'23	'24	'25	Career
Davion Gause	---	---	---	3	---	3
Caleb Hood	1	0	1	0	---	2

Games with 100+ Yards Rushing

Player	'21	'22	'23	'24	'25	Career
Davion Gause	---	---	---	1	---	1

CAREER RECEIVING STATS

Receptions

Player	'21	'22	'23	'24	'25	Career
Kobe Paysour	0	29	22	21	---	72
Jake Johnson	---	1	24	2	---	27
Aziah Johnson	---	---	0	16	---	16
Jordan Shipp	---	---	---	9	---	9
Chris Culliver	---	---	1	6	---	7
Connor Cox	---	---	0	1	---	1
Shamar Easter	---	---	0	1	---	1
Nathan Leacock	---	---	---	1	---	1

Games with a Reception

Player	'21	'22	'23	'24	'25	Career
Kobe Paysour	11	11	5	11	---	41
Jake Johnson	---	1	9	2	---	11
Jordan Shipp	---	---	---	7	---	7
Aziah Johnson	---	---	0	7	---	7
Chris Culliver	---	---	1	4	---	5
Connor Cox	---	---	0	1	---	1
Shamar Easter	---	---	0	1	---	1
Nathan Leacock	---	---	---	1	---	1

Games with 5+ Receptions

Player	'21	'22	'23	'24	'25	Career
Kobe Paysour	0	3	2	0	---	5
Jake Johnson	---	0	1	0	---	1

Receiving Yards

Player	'21	'22	'23	'24	'25	Career
Kobe Paysour	0	324	282	365	---	971
Aziah Johnson	---	---	0	276	---	276
Jake Johnson	---	2	235	21	---	258
Chris Culliver	---	---	41	135	---	176
Jordan Shipp	---	---	---	114	---	114
Shamar Easter	---	---	0	16	---	16
Nathan Leacock	---	---	---	13	---	13
Connor Cox	---	---	0	9	---	9

Games with 100+ Receiving Yards

Player	'21	'22	'23	'24	'25	Career
Kobe Paysour	0	0	1	0	---	1

Receiving Touchdowns

Player	'21	'22	'23	'24	'25	Career
Kobe Paysour	0	4	3	0	---	7
Jake Johnson	---	0	4	0	---	4
Chris Culliver	---	---	1	1	---	2
Aziah Johnson	---	---	0	2	---	2
Jordan Shipp	---	---	---	1	---	1
Connor Cox	---	---	0	1	---	1

Games with a Receiving Touchdown

Player	'21	'22	'23	'24	'25	Career
Kobe Paysour	0	4	3	0	---	7
Jake Johnson	---	0	4	0	---	4
Chris Culliver	---	---	1	1	---	2
Aziah Johnson	---	---	0	2	---	2

CAREER DEFENSIVE STATS

Tackles (players with 20+ tackles listed)

Player	'20	'21	'22	'23	'24	'25	Career
Andrew Simpson	---	---	29	66	46	---	141
Pryce Yates	---	0	45	42	21	---	108
Marcus Allen	---	---	16	49	36	---	101
Will Hardy	---	---	38	22	34	---	94
Gavin Gibson	---	---	17	15	52	---	84
Mikai Gbayor	---	0	0	24	49	---	73
Thaddeus Dixon	---	---	---	26	43	---	69
Kaleb Cost	---	---	---	5	63	---	68
Coleman Bryson	---	---	9	25	20	---	54
M. Abou-Jaoude	---	---	0	25	24	---	49
CJ Mims	---	---	---	14	23	---	37
Khmori House	---	---	---	---	35	---	35
Smith Vilbert	1	7	0	0	12	---	20

Games with 7+ Tackles

Player	'20	'21	'22	'23	'24	'25	Career
Kaleb Cost	---	---	---	0	4	---	4
Marcus Allen	---	---	1	1	1	---	3
Andrew Simpson	---	---	1	2	0	---	3
Coleman Bryson	---	---	1	1	0	---	2
Will Hardy	---	---	1	0	1	---	2
Thaddeus Dixon	---	---	---	0	1	---	1

Games with 10+ Tackles

Player	'20	'21	'22	'23	'24	'25	Career
Andrew Simpson	---	---	1	1	0	---	2
Coleman Bryson	---	---	0	1	0	---	1
Will Hardy	---	---	1	0	0	---	1

Games with a Sack (0.5 sack included)

Player	'20	'21	'22	'23	'24	'25	Career
Andrew Simpson	---	---	3	8	4	---	15
Pryce Yates	---	0	5	5	3	---	13
M. Abou-Jaoude	---	---	0	2	7	---	9
D'Antre Robinson	---	---	---	---	3	---	3
Smith Vilbert	0	1	0	0	2	---	3
CJ Mims	---	---	---	1	2	---	3
Isaiah Johnson	---	---	0	0	2	---	2
Mikai Gbayor	---	0	0	1	1	---	---

Games with multiple Sacks (1.5 sacks or more)

Player	'20	'21	'22	'23	'24	'25	Career
M. Abou-Jaoude	---	---	0	2	1	---	3
Pryce Yates	---	0	1	0	1	---	2

Tackles for Loss (players with 5+ listed)

Player	'20	'21	'22	'23	'24	'25	Career
Andrew Simpson	---	---	5.0	16.0	11.0	---	42.0
Pryce Yates	---	0.0	9.0	14.0	6.5	---	29.5
M. Abou-Jaoude	---	---	0.0	5.0	9.5	---	14.5
Gavin Gibson	---	---	2.0	2.0	6.5	---	10.5
Mikai Gbayor	---	0.0	0.0	3.0	6.0	---	9.0
Smith Vilbert	0.0	4.0	0.0	0.0	4.0	---	8.0
CJ Mims	---	---	---	1.5	4.0	---	5.5

Games with a Tackles for Loss (players with five-or-more)

Player	'20	'21	'22	'23	'24	'25	Career
Andrew Simpson	---	---	8	10	8	---	26
Pryce Yates	---	0	6	8	4	---	18
Gavin Gibson	---	---	2	2	5	---	9
Smith Vilbert	0	2	0	0	5	---	7
Mikai Gbayor	---	0	0	3	4	---	7
CJ Mims	---	---	---	3	3	---	6

Interceptions

Player	'20	'21	'22	'23	'24	'25	Career
Gavin Gibson	---	---	0	0	3	---	3
Marcus Allen	---	---	0	1	2	---	3
Andrew Simpson	---	---	0	2	1	---	3
Thaddeus Dixon	---	---	---	1	1	---	2
Kaleb Cost	---	---	---	0	2	---	2
Will Hardy	---	---	1	0	1	---	2
Coleman Bryson	---	---	1	0	0	---	1
Khmori House	---	---	---	---	1	---	1

Games with an Interception

Player	'20	'21	'22	'23	'24	'25	Career
Gavin Gibson	---	---	0	0	3	---	3
Marcus Allen	---	---	0	1	2	---	3
Andrew Simpson	---	---	0	2	1	---	3
Thaddeus Dixon	---	---	---	1	1	---	2
Kaleb Cost	---	---	---	0	2	---	2
Will Hardy	---	---	1	0	1	---	2
Coleman Bryson	---	---	1	0	0	---	1
Khmori House	---	---	---	---	1	---	1



BILL BELICHICK | HEAD COACH • FIRST SEASON AT CAROLINA



Hometown

Nashville, Tenn.

Education

Wesleyan '75

Family

Children - Amanda, Stephen and Brian

Head Coaching Record

Year	Team	Record
1991	Cleveland	6-10
1992	Cleveland	7-9
1993	Cleveland	7-9
1994	Cleveland	11-5
1995	Cleveland	5-11

2000	New England	5-11
2001	New England	11-5*
2002	New England	9-7
2003	New England	14-2*
2004	New England	14-2*
2005	New England	10-6
2006	New England	12-4
2007	New England	16-0
2008	New England	11-5
2009	New England	10-6
2010	New England	14-2
2011	New England	13-3
2012	New England	12-4
2013	New England	12-4
2014	New England	12-4*
2015	New England	12-4
2016	New England	14-2*
2017	New England	13-3
2018	New England	11-5*
2019	New England	12-4
2020	New England	7-9
2021	New England	10-7
2022	New England	8-9
2023	New England	4-13
2025	North Carolina	0-0

Total	30 Seasons	333-178
NFL	29 Seasons	302-165
NFL	Playoff Record	31-13
College	1 Season	0-0

Coaching Experience

2025	North Carolina (HC)
2000-23	NE Patriots (HC)
1997-99	NY Jets (Asst. HC/DC)
1996	NE Patriots (Asst. HC/DBs)
1991-95	Cleveland Browns (HC)
1985-90	NY Giants (DC)
1980-84	NY Giants (ST/LBs)
1979	NY Giants (ST)
1978	Denver Broncos (Asst. ST)
1977	Detroit Lions (WRs/TEs)
1976	Detroit Lions (Asst. ST)
1975	Baltimore Colts (Special)

Eight-time Super Bowl champion Bill Belichick, architect of one of the greatest sports dynasties of all time and renowned as one of the top leaders to ever coach the game, was named the University of North Carolina's new head football coach on December 11th, 2024.

Belichick, the second-winningest coach in NFL history, agreed to a five-year deal.

"This is an exciting day for Carolina football and our university," said Chancellor Lee H. Roberts. "Carolina is committed to excellence and to creating an opportunity to succeed in everything we do, from the classroom to the field of competition. I know after speaking with Coach Belichick that he shares that commitment. His legacy speaks for itself, and we look forward to working together on the next chapter of Carolina football."

Said Carolina Director of Athletics Bubba Cunningham: "We know that college athletics is changing, and those changes require new and innovative thinking. Bill Belichick is a football legend, and hiring him to lead our program represents a new approach that will ensure Carolina football can evolve, compete and win -- today and in the future. At Carolina, we believe in providing championship opportunities and the best experience possible for our student-athletes, and Coach Belichick shares that commitment. We are excited to welcome him to Chapel Hill."

Belichick, who holds the NFL record for most Super Bowl wins (six with the New England Patriots as head coach and two more with the New York Giants as a coordinator), said: "I am excited for the opportunity at UNC. I grew up around college football with my Dad and treasured those times. I have always wanted to coach in college and now I look forward to building the football program in Chapel Hill."

A three-time AP NFL Coach of the Year (2003, 2007, 2010), Belichick has an all-time NFL head coaching record of 333-178 (.652) and is only 14 NFL wins away from the overall wins record. He is a member of the NFL's All-Decade Team for the 2000s and the 2010s, and he also was a member of the NFL's 100th Anniversary All-Time Team and holds the record for most NFL Playoff victories (31).

Belichick began his coaching career in 1975 as an assistant for the Baltimore Colts and became the defensive coordinator of the New York Giants in 1985, where he won two Super Bowls under Bill Parcells. He was named head coach of the Cleveland Browns in 1991 and was at the helm for five seasons. He also coached with the New England Patriots and New York Jets before becoming the head coach of the Patriots in 2000.

In 24 seasons, New England won 17 AFC East titles, made 13 AFC Championship appearances, and nine Super Bowl appearances.

Belichick also has ties to North Carolina.

Belichick's father, Steve, was an assistant football coach for the Tar Heels from 1953-55 before going on to become assistant football coach for more than three decades at the United States Naval Academy. There, Bill Belichick attended team meetings and film sessions with his father. He knew how to diagram complex plays before he became a teenager and credits his dad for teaching him the details of football at a young age.

He graduated in 1975 from Wesleyan University, where he played football and lacrosse. He has three children: Amanda, Stephen and Brian. (Arkansas) High School.

Superlatives Under Belichick at UNC

Total Yards	---
Points Scored	---
Yards Rushing	---
Yards Passing	---
Yards Per Play	---
Defensive INTs	---
Most Sacks	---
Fewest Yards Against	---
Fewest Passing Yards Against	---
Fewest Rushing Yards Against	---
Fewest Points Against	---

Belichick vs. Opponents

California	0-0
Charlotte	0-0
Clemson	0-0
Duke	0-0
NC State	0-0
Richmond	0-0
Stanford	0-0
Syracuse	0-0
TCU	0-0
UCF	0-0
Virginia	0-0
Wake Forest	0-0

Accomplishes and Honors

As a Head Coach:

- Six-time Super Bowl Champion
- Three-time AP NFL Coach of the Year
- NFL 2000's All-Decade Team
- NFL 2010's All-Decade Team
- NFL 100th Anniversary All-Time Team
- New England Patriots All-2000's Team
- New England Patriots All-2010's Team
- New England Patriots 50th Anniversary Team
- New England Patriots All-Dynasty Team

As an Assistant Coach:

- Two-time Super Bowl Champion

As an Executive:

- PFWA Executive of the Year (2021)

NFL Records

- Most Super Bowl wins: 8
- Most Super Bowl wins as a Head Coach: 6
- Most Super Bowl appearances: 12
- Most Super Bowl appearances as a Head Coach: 9
- Most playoff wins as a Head Coach: 31
- Most playoff appearances as a Head Coach: 19 (tied)
- Most divisional championships as a Head Coach: 17

Belichick Super Bowls

Coach Belichick holds the NFL record for most Super Bowl wins, two as a defensive coordinator with the New York Giants, and six as the head coach of the New England Patriots.

Year	Team	Opponent	Super Bowl
1986	New York Giants	Denver Broncos	XXI
1990	New York Giants	Buffalo Bills	XXV
2001	New England Patriots	St. Louis Rams	XXXVI
2003	New England Patriots	Carolina Panthers	XXXVIII
2004	New England Patriots	Philadelphia Eagles	XXXIX
2014	New England Patriots	Seattle Seahawks	XLIX
2016	New England Patriots	Atlanta Falcons	LI
2018	New England Patriots	Los Angeles Rams	LIII

Tar Heels Under Belichick

During his time in the NFL, Belichick had 18 different Tar Heels on the roster:

Baltimore Colts (1975)

- Ken Huff
- Don McCauley
- Robert Pratt

New York Giants (1979-90)

- Alan Caldwell
- Dee Hardison
- Lawrence Taylor
- Paul Davis
- Brian Johnston

Cleveland Browns (1991-95)

- Tim Goad

New England Patriots (1996)

- Troy Barnett
- Jimmy Hitchcock

New York Jets (1997-99)

- Leon Johnson
- Rick Terry

New England Patriots (2000-23)

- Riddick Parker
- Jimmy Hitchcock (was also from previous NE stop)
- Dexter Reid
- Sam Aiken
- Brandon Tate
- Alge Crumpler

WHAT THEY'RE SAYING...

"He's the greatest of all-time. I'm happy to have him here. I know his presence and his knowledge of the game are going to elevate our program. I'm here today in support of his hire, and I'm excited looking forward to the future."

- **Julius Peppers (UNC 1998-2001)**

College and Pro Football Hall of Famer

"Bill has the experience to elevate every aspect of our football program. This bold hire leaves no doubt that football is a priority in Chapel Hill."

- **Alge Crumpler (UNC 1996-2000)**

New England Patriots 2010 Team Captain

"Carolina is getting a tremendous coach. Being in that locker room for as many years as I did, those guys are going to play very hard. He's going to coach them well. It's a great benefit for all of those players that are going to that program, because they're getting the best coach that the NFL has ever seen, now he's at the college level."

- **Tom Brady**

Seven-time Super Bowl Champion



OFFENSIVE ASSISTANT COACHES



Freddie Kitchens

Offensive Coordinator/Tight Ends

Quick Facts: Begins his first year as offensive coordinator... Was the interim coach for UNC in the Fenway Bowl last December... Run Game Coordinator and TEs Coach at UNC last two seasons... Coached in the NFL for 16 seasons, former Cleveland Browns head coach



Matt Lombardi

Quarterbacks Coach

Quick Facts: Begins his first year as quarterbacks coach... Spent the 2024 season as an offensive analyst at Oregon, working with Dillon Gabriel... Previous stops with the Las Vegas Raiders, Carolina Panthers, Miami Dolphins in NFL, Baylor and Louisville in college



Will Friend

Offensive Line Coach

Quick Facts: Begins his first year as offensive line coach at UNC... Spent previous years at Western Kentucky (2024), Mississippi State (2023), Auburn (2021-22) and Tennessee (2018-20)... Played at Alabama alongside Freddie Kitchens



Garrick McGee

Wide Receivers Coach

Quick Facts: Begins his first year as wide receivers coach with the Tar Heels... Spent last two seasons at Louisville in same role... Head coach at UAB for two seasons (2012-13)



Natrone Means

Running Backs Coach

Quick Facts: Begins his first year as running backs coach... Spent last four seasons as offensive analyst at UNC... Two-time first team All-ACC as a player for Carolina... Seven-year NFL career, became youngest to score a TD in a Super Bowl (XXIX)... 1994 NFL All-Pro



Corey Gaynor

Offensive Assistant

Quick Facts: Second season on staff... Two-time honorable mention All-ACC (2022-23) with the Tar Heels... Started all 26 games during time at Carolina... Team captain in both years... Prior to Carolina, spent five seasons playing at Miami, making 38 starts



Manny Miles

Offensive Assistant

Quick Facts: Third season on staff at UNC... Spent three seasons as a graduate assistant at Arkansas State prior to Carolina... Played in college at UNC, Kansas and Appalachian State... Son of former national champion head coach Les Miles



Caleb Pickrell

Offensive Assistant

Quick Facts: Begins his first year as offensive assistant working with the tight ends... Joined Carolina staff in 2022... Worked at UCF prior... Spent seven seasons coaching high school football in Texas and Florida... Played college football at Stillman College



DEFENSIVE/SPECIAL TEAMS ASSISTANT COACHES



Steve Belichick

Defensive Coordinator/Linebackers

Quick Facts: Begins his first year as defensive coordinator... Spent 2024 season in same role at Washington... UW defense last season finished top-five nationally in several categories... Spent 12 seasons on defensive staff with the New England Patriots



Bob Diaco

Defensive Line Coach

Quick Facts: Begins his first year as defensive line coach... Spent last two years at LSU... Former UConn head coach (2014-16)... 2012 Broyles Award winner... Has been the DC at Central Michigan, Cincinnati, Notre Dame, Nebraska, Louisiana Tech and Purdue



Brian Belichick

Defensive Back/Safeties Coach

Quick Facts: Begins his first year on staff as the defensive backs coach... Spent nine years with the New England Patriots, coached the safeties from 2020-23



Armond Hawkins

Cornerbacks Coach

Quick Facts: Begins his first year as cornerbacks coach... Spent 2024 campaign working with Steve Belichick at Washington... UW defense finished top-five nationally in several passing defense categories



Jamie Collins

Inside Linebackers Coach

Quick Facts: Begins his first year as inside linebackers coach... Role at UNC is first coaching position... Played 11 years in the NFL with the Patriots, Browns and Lions... Won a Super Bowl XLIX with the Patriots and Bill Belichick... Retired in 2023



Ty Nichols

Outside Linebackers Coach

Quick Facts: First seasons on staff at Carolina... Spent three seasons at Arizona as an analyst and graduate assistant... Worked with the Wildcats' defensive line and linebackers... Coached high school football in Texas for a year



Mike Priefer

Special Teams Coordinator

Quick Facts: First season on staff with Carolina... Has over two decades of professional coaching experience... Most recently, was in the same role with the Cleveland Browns (2019-22)... Father, Chuck, spent six seasons on staff at Carolina under coach Dick Crum



Billy Miller

Special Teams Assistant

Quick Facts: Begins his first year as special teams assistant... Spent previous 10 years at IMG Academy, last three seasons as the head coach... Special teams assistant with Rutgers (2009-11), the Tampa Bay Buccaneers (2012-13) and New England Patriots (2014)



2024 SINGLE-GAME SUPERLATIVES

NORTH CAROLINA

HIGH

LOW

Points	50 vs. JMU	14 vs. UConn
Scoring Margin	+35 vs. NC Central (45-10)	-20 vs. JMU(50-70), at Boston College (21-41)
First Downs	30 vs. JMU	10 vs. UConn
Rushing Attempts	55 at Florida State	25 at Boston College
Rushing Yards	330 vs. NC Central	36 at Boston College
Rushing Touchdowns	5 vs. NC Central	0 at Duke, vs. UConn
Passes Attempted	48 vs. JMU	14 vs. UConn
Pass Completions	28 vs. JMU	11 vs. UConn
Had Intercepted	3 at Boston College	0 seven times (last vs. NC State)
Passing Yards	475 vs. JMU	105 at Minnesota
Passing Touchdowns	3 vs. JMU, NC State	0 at Minnesota
Total Plays	80 vs. Pitt	42 vs. UConn
Total Yards	616 vs. JMU	206 vs. UConn
Possession Time	39:43 at Florida State	22:12 at Boston College
Fumbles	3 vs. JMU, Wake Forest	0 five times (last at Boston College)
Fumbles Lost	3 vs. JMU	0 nine times (last vs. UConn)
Turnovers By	5 vs. JMU	0 vs. NC Central, at Virginia, at Florida State
Turnover Margin	+2 vs. NC Central (UNC 0, NCCU 2) +2 at Virginia (UNC 0, UVA 2) +2 at Florida State(UNC 0, FSU 2) +2 vs. Wake Forest (UNC 1, WF 3)	-4 vs. JMU (UNC 5, JMU 1)
Penalties	16 vs. NC Central (ties UNC record)	3 at Minnesota, vs. Georgia Tech, at Florida State
Yards Penalized	102 vs. NC Central	25 vs. Georgia Tech
Sacks By	10 at Virginia	0 vs. Georgia Tech

OPPONENTS

HIGH

LOW

Points	70 by JMU (ties record vs. UNC)	10 by NC Central
First Downs	27 by NC State	10 at Florida State
Rushing Attempts	52 at Boston College	25 by Charlotte
Rushing Yards	371 by Georgia Tech	7 at Virginia
Rushing Touchdowns	5 by Georgia Tech	0 by Charlotte, at Virginia, at Florida State
Passes Attempted	42 by Pitt	18 at Florida State
Pass Completions	25 by Pitt	8 at Florida State
Had Intercepted	2 at Virginia, at Florida State, Wake Forest	0 several times
Passing Yards	388 by JMU	91 by NC Central
Passing Touchdowns	5 by JMU	0 at Minnesota, by NC Central, Georgia Tech
Total Plays	79 at Boston College	46 at Florida State
Total Yards	611 by JMU	167 by NC Central
Possession Time	37:48 at Boston College	20:17 at Florida State
Fumbles	3 at Virginia, at Boston College	0 by Charlotte, at Florida State, by NC State
Fumbles Lost	1 by several teams	0 by several teams
Turnovers By	3 by Wake Forest	0 by Charlotte, Georgia Tech, UConn
Penalties	12 by JMU	2 at Florida State
Yards Penalized	105 by JMU	15 at Florida State
Sacks By	7 at Boston College	0 by NC Central, at Virginia

INDIVIDUAL TAR HEEL BESTS

Rushing Attempts: 35 by Omarion Hampton vs. Wake Forest
Rushing Yards: 244 by Omarion Hampton vs. Wake Forest
Rushing TDs: 4 by Omarion Hampton at Florida State
Longest Non-Scoring Run: 71 yards by Omarion Hampton vs. Georgia Tech
Longest TD Run: 75 by Omarion Hampton vs. NC State
Pass Attempts: 48 by Jacoby Criswell vs. JMU
Completions: 28 by Jacoby Criswell vs. JMU
Passes Had Intercepted: 3 by Jacoby Criswell at Boston College
Passing Yards: 475 by Jacoby Criswell vs. JMU
Touchdown Passes: 3 by Jacoby Criswell vs. JMU, NC State
Longest TD Pass: 58 yards by Conner Harrell to Christian Hamilton vs. Charlotte
Receptions: 10 by Nate McCollum vs. Pitt
Receiving Yards: 129 by J.J. Jones at Virginia
Touchdown Receptions: 2 by J.J. Jones at Virginia
Total Offense Attempts: 56 by Jacoby Criswell vs. JMU
Total Offense Yards: 480 yards by Jacoby Criswell vs. JMU
Touchdowns: 5 by Omarion Hampton at Florida State (4 rushing, 1 receiving)
Field Goals Attempted: 4 by Noah Burnette at Minnesota
Field Goals Made: 4 by Noah Burnette at Minnesota (29, 52, 42, 45)
Longest Field Goal Made: 52 yards by Noah Burnette at Minnesota
Interceptions: 1 by several players
Longest Interception Return: 84 yards by Kaleb Cost vs. Pitt (TD) and Jahvaree Ritzie at Virginia (TD)
Longest Punt Return: 69 yards (TD) by Alijah Huzzie vs. Georgia Tech

Longest Blocked Punt Return: 34 yards by Davion Gause vs. JMU
Longest Kickoff Return: 95 yards (TD) by Chris Culliver at Boston College and vs. UConn
Punts: 9 by Tom Maginnes at Minnesota, at Duke
Highest Punting Average: 51.0 by Tom Maginnes at Minnesota
Longest Punt: 65 yards by Tom Maginnes at Duke
Tackles: 12 by Power Echols vs. Georgia Tech
Tackles for Losses: 4.5 by Beau Atkinson at Florida State
Quarterback Sacks: 3.5 by Beau Atkinson at Florida State

OPPONENT BESTS

Rushing Yards: 170 by Jamal Haynes, Georgia Tech
Completions: 25 by Eli Holstein, Pitt
Passing Yards: 388 yards by Alonza Barnett, JMU
Receptions: 11 by Desmond Reid, Pitt
Receiving Yards: 155 by Desmond Reid, Pitt
Longest Field Goal: 56 yards by Ryan Fitzgerald at Florida State (ties record vs. UNC)
Longest Punt: 60 yards by Daniel Sparks at Virginia
Longest Interception Return: 78 yards by Ryan Turner at Boston College
Longest Punt Return (not a block): 24 yards by Ethan Davies at Virginia
Longest Kickoff Return: 32 by Cam Ross, JMU
Tackles: 14 by Branson Combs, Wake Forest
Quarterback Sacks: 2.5 by Jasheen Harris, Wake Forest



THE LAST TIME THE TAR HEELS...

CAROLINA RUSHING

fewer than 25 carries: 21 at NC State, 2023
more than 50 carries: 53 vs. Wake Forest, 2024
more than 50 carries/consecutive games: 55 at Florida State and 53 vs. Wake Forest, 2024
200 yards/3 consecutive games: 288 at Virginia, 289 at Florida State, 230 vs. Wake Forest, 2024
300 yards: 330 vs. NC Central, 2024
400 or 500 yards: 554 at Miami, 2020
fewer than 25 yards: 17 vs. Louisville, 2017
fewer than 50 yards: 36 at Boston College, 2024
2 TDs: at Boston College, 2024
3 or 4 TDs: 4 at Florida State, 2024
5 TDs: vs. NC Central, 2024
6 TDs: vs. Wake Forest, 2021
7 or 8 TDs: 8 vs. East Carolina, 1981 (UNC record)

CAROLINA PASSING

fewer than 10 attempts: 9 vs. Southern California, 1993 in Anaheim
40 attempts: 45 vs. Pitt, 2024
50 attempts: 51 at Georgia Tech, 2019
fewer than five completions: 4 vs. Ohio University, 1993 (^vs. SDSU in the 1998 Las Vegas Bowl)
30 completions: 33 vs. Syracuse, 2023
fewer than 50 yards: 46 vs. Virginia, 2017
300 or 400 yards: 475 vs. James Madison, 2024
300 yards/5 consecutive games: 2022 (301 vs. Notre Dame, 367 vs. Virginia Tech, 309 at Miami, 380 at Duke, 388 vs. Pittsburgh)
400 yards/3 consecutive games: 2016 (462 vs. James Madison 453 vs. Pittsburgh, 405 at Florida State)
500 yards: 550 vs. Wake Forest, 2020 (UNC record)
2 or 3 TDs: 3 vs. NC State, 2024 (Jacolby Criswell)
4 or 5 TDs: 5 vs. Campbell, 2023 (Drake Maye 4, Conner Harrell 1)
6 TDs: vs. Wake Forest, 2020 (Sam Howell) (UNC record)
10 or more players with receptions: 11 vs. James Madison, 2024
had 2 or 3 intercepted: 3 at Boston College, 2024 (Jacolby Criswell)
had 4 intercepted: at California, 2018 (Nathan Elliott)
had 5 intercepted: at Clemson, 1995 (Mike Thomas)

CAROLINA TOTAL OFFENSE

500 yards: 500 at Florida State, 2024
600 yards: 616 vs. James Madison, 2024
500 or more yards in a loss: 616 vs. James Madison, 2024
400 yards/4 consecutive losses: 616 vs. JMU, 407 at Duke, 416 vs. Pitt, 417 vs. Georgia Tech, 2024
500 yards/3 consecutive games: 577 at Georgia Tech, 594 vs. Campbell, 537 vs. Duke (2 OT), 2023
500 yards/4 consecutive games: 656 vs. Virginia Tech, 558 at Florida State, 578 vs. NC State, 536 at Virginia, 2020
600 yards: 616 vs. James Madison, 2024
700 yards: 778 at Miami, 2020 (UNC record)
400 yards/half: 424 in 1st half vs. Syracuse, 2023
fewer than 100 yards: 73 vs. Florida State, 1997
fewer than 200 yards: 172 at Virginia Tech, 2017
fewer than 300 yards in a win: 252 at Minnesota, 2024
90 plays: 97 vs. Syracuse, 2023
fewer than 50 plays: ^42 vs. UConn, 2024 in Boston

CAROLINA SCORING

shut out its opponent: beat Idaho, 66-0, 2012
two shutouts in a season: 2012 (63-0 vs. Elon and 66-0 vs. Idaho)

shut out its opponent on the road: 50-0 at Wake Forest, 1994 (149 away games since the Wake Forest game)
was shut out: 0-13 at NC State, 2011 (143 games since the NC State game)
was shut out at home: 0-7 vs. Georgia Tech, 2006 (104 games at Kenan Stadium since the Georgia Tech game)
scored 0 points/half: ^2nd half vs. West Virginia, 2023 in Charlotte
40 points on the road: 41 at Virginia, 2024
50 points: 50 vs. James Madison, 2024 (lost, 50-70)
60 points: 63 at App State, 2022 (won, 63-61)
scored 50 straight points 52 vs. Campbell, 2023 (won, 59-7)
scored 50 points in a loss: 50-70 vs. James Madison, 2024
both teams scored 60 points: 63-61 win at App State, 2022
30 points/6 consecutive games: 2023 (31 vs. South Carolina, 40 vs. App St. in 2 OT, 31 vs. Minnesota, 41 vs. Pitt, 40 vs. Syracuse, 41 vs. Miami)
40 points/4 consecutive games: 2022 (48 vs. NC State, 41 at Virginia, 56 at Duke, 59 vs. Wake Forest)
50 points/consecutive games: 56 vs. Florida A&M, 63 at App State, 2022
80 points: 80 vs. Old Dominion, 2013 (won, 80-20) (UNC record)
allowed fewer than 10 points in consecutive games: 2012, defeated ECU, 27-6, and Idaho, 66-0
allowed fewer than 10 points in consecutive ACC games: 2006, lost, 0-7, to Georgia Tech and defeated NC State, 23-9
points/all 4 quarters: won at Virginia, 2024 (7-17-14-3)
TDs/all 4 quarters: lost to Georgia Tech, 2024 (7-7-10-10)
TDs/all four quarters on the road: at Georgia Tech, 2023 (lost, 42-46)
four TDs/quarter: fourth quarter vs. NC Central, 2024
28 points/quarter: fourth quarter vs. NC Central, 2024
30 points/half: 35 in the second half (13 in the third quarter and 22 in the fourth) at App State, 2022 (won, 63-61)
30 points/first half: 31 at Miami, 2020 (14 in the first quarter, 17 in the second quarter).
40 points/half: 42 in the first half (21 in the first and second quarters) vs. Western Carolina, 2020 (won, 49-9)
teams combined for 50 points/quarter: 62 in 4th quarter at App State, 2022 (App State 40, UNC 22 in a 63-61 UNC win)
successful 2-point conversion run: Drake Maye at App State, 2022
successful 2-point conversion pass: Jacolby Criswell to Bryson Nesbit vs. James Madison, 2024

CAROLINA MISCELLANEOUS

fewer than 10 first downs: 8 vs. Virginia Tech, 2016
30 first downs: 30 vs. James Madison, 2024
20 rushing first downs: 22 at Miami, 2020
20 passing first downs: vs. James Madison, 2024
both teams had 30 first downs: vs. Wake Forest, 2021 (UNC 31, Wake Forest 35)
converted 10 third-down attempts: 11 of 16 at Florida State, 2024
converted 70% of third-down attempts: 12 of 17 (70.6%) vs. Minnesota, 2023
zero third-down conversions: ^0 of 9 vs. UConn in Boston, 2024
converted multiple fourth-down attempts: 2 vs. Wake Forest, 2024
converted four fourth-down attempts: ^4 vs. Oregon, 2022 in San Diego (4 for 4)
attempted five or more fourth-down attempts: 2 for 6 vs. Pitt, 2024
was not penalized: vs. Wake Forest, 1969
penalized fewer than 5 times: 3 for 31 yards at Florida State, 2024
penalized 10 times: 10 for 83 vs. Wake Forest, 2024
penalized 15 times: 16 for 102 vs. NC Central, 2024 (tied UNC record)
100 yards of penalties: 102 vs. NC Central, 2024
made 5, 6 or 7 sacks: 7 at Florida State, 2024
made 5 or more sacks/consecutive games: 10 at Virginia, 7 at Florida State, 2024
made 10 or more sacks: 10 at Virginia, 2024
did not have a sack: vs. Georgia Tech, 2024
allowed more than 5 sacks: 7 at Boston College, 2024
made 15 or more tackles for losses: 16 vs. South Carolina, 2023 in Charlotte (for 33 yards)
trailed at half in a win: trailed at Minnesota, 7-14, won 19-17, 2024



THE LAST TIME THE TAR HEELS...

trailed after 3 quarters in a win: trailed at Minnesota, 13-14, won 19-17, 2024
trailed by 10 points on the road in a win: trailed at Duke, 10-21, and won, 38-35, in 2022
trailed by 10 points at a neutral-site game in a win: Trailed South Carolina, 9-20, in Charlotte and won, 24-20, in 2019
scored TD in the final minute of regulation to win: Antoine Green, 8-yard pass from Drake Maye with 0:16 to play at Duke, 2022
scored game-winning points on final play of the game: at Florida State, 2016 (Nick Weiler 54-yard field goal in 37-35 win)
took the lead in a win in the final 2:00 on field goal: 45 yarder by Noah Burnette with 1:44 to play at Minnesota, 2014 (won, 19-17)
tied game on final play of regulation: vs. Duke, 2023 (Noah Burnette kicked 43-yard field goal to tie game, 39-39)
possession time of 40 minutes: 41:19 at Miami, 2020
two 90-yard scoring drives: 94 for a touchdown and 95 for a touchdown vs. Syracuse, 2023
99-yard TD drive: at Miami, 2022 (eight plays)
won in overtime: 2023 vs. Duke (won, 47-45, double OT, on 5-yard run by Drake Maye and Maye's two-point pass to John Copenhagen)
played more than 2 OT: six, 2019 at Virginia Tech (lost, 41-43)
10 or more consecutive wins: 11 in 2015
seven consecutive road wins: 2022 at App State, Georgia State, Miami, Duke, Virginia and Wake Forest; 2023 at Pittsburgh

CAROLINA SPECIAL TEAMS

kicked off 10 times: vs. Campbell, 2023
did not punt: vs. Virginia, 2021
punted 1 time: vs. Duke, 2023 (2 OT)
punted 10 times: at Wake Forest, 2019
non-punter punted: Drake Maye vs. Campbell, 2023
had punt blocked: at Duke, 2024 (Tom Maginness, punter)
had punt blocked but gained first down: vs. Syracuse, 2023 (Ben Kiernan, punter, recovered blocked kick and rushed 17 yards for first down)
had field goal blocked: vs. Georgia Tech, 2024 (Noah Burnette)
recovered an onside kick: at Virginia, 2024
recovered 2 onside kicks: at App State, 2022
made 8 point after attempts: vs. Campbell, 2023 (8 for 8, Noah Burnette)
missed a point after attempt: kick failed vs. NC State (Noah Burnette)

CAROLINA TURNOVERS

committed 0 turnovers: at Florida State, 2024
committed 0 turnovers/consecutive games: at Virginia, at Florida State, 2024
committed 1: ^vs. UConn in Boston, 2024 (1 INT)
committed 2: vs. NC State, 2024 (2 fumbles)
committed 3: at Boston College, 2024 (3 INTs)
committed 4 or 5: 5 vs. James Madison, 2024 (3 fumbles, 2 INTs)
committed 6: at Miami, 2018
committed 7, 8 or 9: 9 vs. Miami (Ohio), 2002
lost 3 fumbles: vs. James Madison, 2024
lost 6 fumbles: vs. Miami (Ohio), 2002
had 2 or 3 intercepted: at Boston College, 2024 (Jacolby Criswell)
had 4 intercepted: at California, 2018 (Nathan Elliott)
had 5 intercepted: at Clemson, 1995 (Mike Thomas)
did not fumble: at Boston College, 2024
neither team fumbled: vs. Minnesota, 2023
did not fumble/4 consecutive games: vs. South Carolina in Charlotte, App State (2 OT), Minnesota, at Pittsburgh, 2023
UNC defense intercepted 2 passes: vs. Wake Forest, 2024
UNC defense intercepted multiple passes/3 consecutive games: at Virginia, at Florida State, vs. Wake Forest, 2024

UNC defense intercepted 3 passes: vs. Miami, 2021
UNC defense intercepted 4 passes: vs. Virginia, 2015
UNC defense intercepted 5 passes: at Virginia, 2010

CAROLINA RANKINGS (Associated Press)

ranked No. 1: 14-0 win over NC State, 1948
ranked No. 2: 28-6 win at Wake Forest, 1948
ranked No. 3: lost, 26-28, at No. 13 Maryland, 1983
ranked No. 4: 20-7 win at NC State, 1997
ranked No. 5: lost, 28-31, to Florida State, 2020
ranked in the top 10: No. 10 in 27-31 loss to Virginia, 2023
won as top-25 team: No. 24 in 47-45 win over Duke, 2023 (2 OT)
played/lost as a top-25 team: No. 22 in 31-20 loss at Clemson, 2023
won as a top-5 team: No. 5 in 16-13 win over Georgia Tech, 1997
won as a top-10 team: No. 8 in 56-45 win over No. 19 Virginia Tech, 2020
played No. 1: lost to Clemson, 20-21, in 2019
played top-5 opponent: ^lost to No. 5 Texas A&M, 27-41, in 2020, Miami Gardens, Fla.
beat a top-5 opponent: beat No. 4 Miami, 28-31, in 2004
played/beat top-10 opponent: beat No. 10 Wake Forest, 58-55, 2021
played/beat a top-25 opponent: beat No. 25 Miami, 41-31, 2023
beat a top-10 opt. on the road: beat No. 9 Miami, 62-26, in 2020
beat a top-25 opt. on the road: beat No. 9 Miami, 62-26, in 2020

RUSHING BY A TAR HEEL

35 carries: 35 by Omarion Hampton vs. Wake Forest, 2024
more than 35 carries: 37 by Ryan Houston vs. Duke, 2009
40 carries: 47 by Mike Voight vs. Duke, 1976 (tied UNC record)
100 yards/freshman: 105 by Davion Gause vs. Charlotte, 2024
100 yards/8 consecutive games: Omarion Hampton, 2024 (210 vs. NC Central, 139 vs. James Madison, 103 at Duke, 106 vs. Pitt, 137 vs. Georgia Tech, 105 at Virginia, 172 at Florida State, 244 vs. Wake Forest) UNC record
100 yards/first career game: 105 by Davion Gause vs. Charlotte, 2024
100 yards/quarter: 102 by Omarion Hampton, 100 in 1st quarter vs. Wake Forest, 2024
100 yards/quarter/consecutive games: Omarion Hampton, 102 in 3rd quarter at Florida State and 100 in 1st quarter vs. Wake Forest, 2024
150 yards/consecutive games: Omarion Hampton, 172 at Florida State and 244 vs. Wake Forest, 2024
175 yards: Omarion Hampton, 185 vs. NC State, 2024
200 yards: 244 by Omarion Hampton vs. Wake Forest, 2024
250 or 300 yards: 308 by Michael Carter at Miami, 2020 (UNC record)
100 yards rushing and receiving: Jonathan Linton at Georgia Tech, 1997 (138 rushing, 137 receiving)
75-yard TD run: Omarion Hampton vs. NC State, 2024
80-yard TD run: Elijah Green vs. Georgia Tech, 2022
2 TDs: Davion Gause at Boston College, 2024
multiple TDs/consecutive games: Omarion Hampton, 2 at Virginia, 4 at Florida State, 2024
3 TDs/consecutive games: Omarion Hampton, 2024 (vs. NC Central and James Madison)
4 TDs: Omarion Hampton at Florida State, 2024
5 TDs: Kelvin Bryant vs. Miami (Ohio), 1981
6 TDs: Kelvin Bryant vs. ECU, 1981 (UNC record)
rushed for TDs/4 consecutive games: Omarion Hampton, 2023 (at Georgia Tech, vs. Campbell, vs. Duke in 2 OT, at Clemson)
rushed for TDs/5 or 6 consecutive games: 6 games by Elijah Green, 2022
rushed for TDs/7 or 8 consecutive games: Javonte Williams (8 games in a row), first 8 games in 2020
combined for 10 TDs/consecutive games: 11 by Kelvin Bryant vs. ECU (6) and Miami of Ohio (5), 1981

THE LAST TIME THE TAR HEELS...

rushing TD/overtime: Drake Maye (5 yards in second OT) vs. Duke, 2023
4 gained 50 yards: Omarion Hampton (101), Elijah Green (72), Drake Maye (55), George Pettaway (51) vs. Florida A&M, 2022
2 gained 100 yards: Ty Chandler (213) and Sam Howell (104) vs. Wake Forest, 2021
3 gained 100 yards: Tyrone Anthony (157), Eddie Colson (119) and Ethan Horton (116) vs. Wake Forest, 1983
2 gained 200 yards: Michael Carter (308) and Javonte Williams (236) at Miami, 2020
quarterback gained 100 yards: 106 by Drake Maye at NC State, 2023
quarterback gained 140 yards: 148 by Marquise Williams vs. Georgia Tech, 2014
quarterback gained 150 yards: 174 by Ricky Lanier vs. VMI, 1174 (UNC record by QB)
wide receiver rushed for 100 yards: 106 by Brandon Tate vs. McNeese State, 2008
100 rushing and 200 passing yards: Drake Maye at NC State, 2023 (106 rushing, 254 passing)
100 rushing and 300 passing yards: Sam Howell at Notre Dame, 2021 (101 rush, 341 passing)
100 rushing and 300 passing yds/consecutive games: Sam Howell vs. Georgia St (104 rush, 352 pass), vs. Virginia (112 rush, 307 pass), 2021

PASSING BY A TAR HEEL

40 or 45 attempts: 45 by Jacolby Criswell vs. Pitt, 2024
50 attempts: 51 by Sam Howell at Georgia Tech, 2019
50 attempts in a game without an interception: 52 by Nathan Elliott at Syracuse, 2018 (2 OT)
10 completions/quarter: Jacolby Criswell, fourth quarter vs. JMU, 2024
more than 10 completions/quarter: 11 by Drake Maye, third quarter at NC State, 2023
30 or more completions: 33 by Drake Maye vs. Syracuse, 2023
35 completions: Mitch Trubisky vs. Pittsburgh, 2016
38 completions: Marquise Williams vs. Georgia Tech, 2014 (UNC record)
10 consecutive completions to begin the game: Drake Maye in the first quarter vs. South Carolina, 2023 in Charlotte (10 of 10 for 73 yards)
more than 10 consecutive completions: 11 by Drake Maye at Pittsburgh, 2023
13 consecutive completions: Drake Maye, 2022 (last 9 attempts at Duke, first 4 vs. Pittsburgh)
30 consecutive completions: 30 by Mitch Trubisky, 2016 (last 18 vs. James Madison, first 12 vs. Pittsburgh)
200 yards/quarter: 207 by Drake Maye, 2nd quarter vs. Syracuse, 2023
250 yards/half: 262 by Jacolby Criswell, 1st half vs. James Madison, 2024 (192 in 1st quarter, 70 in 2nd)
300 or 400 yards: 475 by Jacolby Criswell vs. James Madison, 2024
300 yards/5 consecutive games: Drake Maye, 2022 (301 vs. Notre Dame, 363 vs. Virginia Tech, 309 at Miami, 380 at Duke, 388 vs. Pittsburgh)
400 yards/2 and 3 consecutive games: Mitch Trubisky, 2016 (432 vs. James Madison, 453 vs. Pittsburgh, 405 at Florida State)
500 yards: 550 by Sam Howell vs. Wake Forest, 2020 (UNC record)
2 or 3 TDs: 3 by Jacolby Criswell vs. NC State, 2024
4 TDs: Drake Maye vs. Campbell, 2023
5 TDs: Drake Maye vs. Pittsburgh, 2022
6 TDs: Sam Howell vs. Wake Forest, 2020 (UNC record)
50-yard TD pass: 50 yards from Jacolby Criswell to Chris Culliver vs. NC State, 2024
75-yard TD pass: 77 yards from Drake Maye to Kobe Paysour vs. Syracuse, 2023
80-yard TD pass: 80 yards from Drake Maye to Antoine Green vs. Notre Dame, 2022
85-yard pass: 85 yards from Sam Howell to Dyami Brown at Miami, 2020
90-yard TD pass: 91 yards by Marquise Williams to Mack Hollins vs. San Diego State University, 2014
quarterback came off the bench to lead team to win: Jacolby Criswell vs. NC Central, 2024

non-quarterback w/TD pass: ^RB Caleb Hood to TE John Copenhaver (17 yards) vs. UConn in Boston, 2024
non-quarterback w/TD pass to a quarterback: WR Rontavius Groves to Sam Howell (1 yard) at Miami, 2020
had 2 or 3 intercepted: 3 by Jacolby Criswell at Boston College, 2024
had 4 intercepted: Nathan Elliott at California, 2018
had 5 intercepted: Mike Thomas at Clemson, 1995

RECEIVING BY A TAR HEEL

10 or more receptions: 10 by Nate McCollum vs. Pitt, 2024
10 or more receptions/half: 11 by Nate McCollum in 1st half vs. Minnesota, 2023
2 with 10 receptions: 11 by Josh Downs and 10 Antoine Green vs. Pittsburgh, 2022 (first time in UNC history)
10 receptions/consecutive games: 3 straight by Josh Downs, 2022 (11 vs. Pittsburgh, 15 at Virginia, 11 at Wake Forest) UNC record
15 receptions: Nate McCollum vs. Minnesota, 2023
16 receptions: Ryan Switzer vs. Pittsburgh, 2016 (tied UNC record)
30 combined/consecutive games: Ryan Switzer, 2016 (16 vs. Pittsburgh, 14 at Florida State)
3 40-yard receptions in a game: Tez Walker vs. Duke, 2023 (43, 48, 43)
100 yards: 129 by J.J. Jones at Virginia, 2024
100 yards/half: 105 by Nate McCollum, 2nd half vs. Pitt, 2024
2 with 100 yards: 135 by Nate McCollum and 100 by Kobe Paysour vs. Syracuse, 2023
100 yards by a running back: 149 by Romar Morris at Louisville, 2012
100 yards/consecutive games by a running back: Anthony Elzy, 2010 (102 vs. Virginia Tech, 178 vs. NC State)
100 yards by a tight end: 123 by Carl Tucker vs. Virginia Tech, 2018
100 yards/consecutive games: Tez Walker, 2023 (132 vs. Miami, 146 vs. Virginia)
100 yards/3 or 4 consecutive games: 4 by Josh Downs, 2022 (126 at Duke, 102 vs. Virginia Tech, 166 at Virginia, 154 at Wake Forest)
150 yards: 162 by Tez Walker vs. Duke, 2023 (2 OT)
200 yards: 203 by Josh Downs vs. Virginia, 2021
3 100-yard games in a season by a tight end: Eric Ebron, 2013 (108 at Georgia Tech, 199 vs. Miami, 121 vs. Duke)
2 with 150 yards: Dazz Newsome (189) and Dyami Brown (163) vs. Wake Forest, 2020
150 yards/consecutive games: Josh Downs, 2022 (166 at Virginia, 154 at Wake Forest)
2 TD receptions: J.J. Jones at Virginia, 2024
3 TD receptions: Tez Walker vs. Miami, 2023
4 TD receptions: Chesley Borders at ASU, (UNC record)
3 TD receptions/quarter: Hakeem Nicks vs. Boston College, 2nd quarter, 2008
TD receptions/4 consecutive games: Bryson Nesbit, 2024 (vs. Charlotte, NC Central, James Madison and Duke)
TD receptions/5, 6, 7 or 8 consecutive games: 8 by Josh Downs, 2020-21 (2 vs. Texas A&M, 1 at Virginia Tech, 1 vs. Georgia State, 2 vs. Virginia, 1 at Georgia Tech, 1 vs. Duke, 1 vs. Florida State, 1 vs. Miami)
multiple TD receptions/consecutive games: Josh Downs, 2022 (2 vs. Florida A&M, 2 vs. Notre Dame; did not play in the next two games after Florida A&M)
TD receptions by 2 tight ends: Bryson Nesbit and John Copenhaver vs. NC Central and James Madison, 2024

TOTAL OFFENSE BY A TAR HEEL

300 yards: 320 by Jacolby Criswell at Virginia, 2024
400 yards: 480 by Jacolby Criswell vs. James Madison, 2024
500 yards: 519 by Drake Maye at Wake Forest, 2022
60 plays: 61 by Drake Maye vs. Syracuse, 2023 (14 run, 47 pass)



THE LAST TIME THE TAR HEELS/AN OPPONENT...

SCORING (OFFENSE) BY A TAR HEEL

multiple TDs/consecutive games: Omarion Hampton, 2 at Virginia, 5 at Florida State, 2024

3 TDs/consecutive games: 3 by Omarion Hampton vs. NC Central and James Madison, 2024 (rushing)

4 or 5 TDs: 5 by Omarion Hampton at Florida State, 2024 (4 rushing, 1 receiving)

3 TDs of 25 or more yards: Dyami Brown vs. Virginia, 2019 (all receiving – 47, 34, 42 yards)

accounted for 6 or 7 TDs: 7 by Sam Howell vs. Wake Forest, 2020 (one rushing, six passing)

scored a TD in the final minute of regulation to win: Antoine Green, 8-yard pass from Drake Maye with 0:16 to play at Duke, 2022

scored TD in overtime: Drake Maye (5-yard run in second OT) vs. Duke, 2023

rushing and receiving TDs: Omarion Hampton vs. NC State, 2024

rushing and receiving TDs and threw a TD pass: Sam Howell at Miami, 2020

caught a TD, threw for a TD and returned a kickoff for a TD: Anthony Ratliff-Williams at Pittsburgh, 2017

wide receiver rushed for a TD: Nate McCollum (37 yards) vs. Charlotte, 2024

offensive lineman scored a TD: Center Jason Brown recovered a UNC fumble in the end zone vs. Texas, 2002

two players wearing the same number scored TDs: WR No. 5 J.J. Jones (two TD receptions) and DL No. 5 Jahvaree Ritzie (INT return) at Virginia, 2024

SPECIAL TEAMS BY A TAR HEEL

returned kickoff for a TD: ^Chris Culliver, 95 yards vs. UConn in Boston, 2024

returned opponents' onside kick for a TD: Bryson Nesbit, 43 yards at App State, 2022

returned punt for a TD: Alijah Huzzie 69 yards vs. Georgia Tech, 2024

returned 2 punts for TDs: Ryan Switzer at Pittsburgh, 65 yards and 61 yards, 2013

blocked a punt: Caleb LaVallee vs. James Madison, 2024

blocked 2 or 3 punts: 3 by Bruce Carter vs. Connecticut, 2008

blocked a punt for a TD: Caleb LaVallee blocked a James Madison punt and Davion Gause returned 34 yards for a TD, 2024

recovered 2 blocked punts for TDs: Andre Purvis at Tulane, 1992

blocked a field goal: Myles Murphy at Georgia State, 2022

blocked an extra-point attempt: Tomon Fox vs. Western Carolina, 2020

60-yard punt: 65 by Tom Maginness at Duke, 2024

70-yard punt: 70 by Ben Kiernan at Georgia State, 2022

80-yard punt: 83 by Scott McAlister at Georgia Tech, 1989

successful fake punt: 6-yard run by John Copenhaver vs. Wake Forest, 2024

punter rushed for a first down: Ben Kiernan 17 yards vs. Syracuse, 2023 (after punt was blocked)

50-yard field goal: 50 yards by Noah Burnette vs. Georgia Tech, 2024

game-winning field goal as time expired: Nick Weiler, 54 yards at Florida State, 2016 (won, 37-35)

took the lead in a win in the final 2:00 on field goal: 45 yarder by Noah Burnette with 1:44 to play at Minnesota, 2014 (won, 19-17)

made 3 field goals: Noah Burnette at Virginia, 2024

made 4 field goals: Noah Burnette at Minnesota, 2024

made 5 or 6 field goals: 6 by Noah Burnette in 2 OT vs. Duke, 2023 (23, 31, 25, 27, 43 and 24 yards)

made 3 40-yard field goals: Noah Burnette at Minnesota, 2024 (52, 42 and 45 yards)

made 3 50-yard field goals: Dan Orner at Syracuse, 2002 (51, 52 and 55 yards)

made 13 consecutive field goals: Noah Burnette (last eight attempts in 2023 and first five in 2024)

returned a blocked extra point for 2 points: Lionell Green vs. Wake Forest, 2003 (only time in UNC history)

DEFENSE BY A TAR HEEL

returned a 2-point conversion for 2 points: Trey Morrison, 98 yards at Boston College, 2020

returned a fumble for a TD: Trey Morrison, 63 yards vs. Duke, 2021
defensive lineman returned a fumble for a TD: tackle Cam Thomas returned a fumble 20 yards for a touchdown at Boston College, 2009

returned an interception for a TD: Power Echols, 42 yards vs. Wake Forest, 2024

defensive lineman returned an interception for a TD: Jahvaree Ritzie, 84 yards at Virginia, 2024

had a sack and an interception: Jahvaree Ritzie, 84 yards (TD) at Virginia, 2024

2 interceptions: Alijah Huzzie at Pittsburgh, 2023 (QB Christian Veilleux)

2 interceptions in the fourth quarter: Myles Wolfolk vs. South Carolina, 2019

3 interceptions: Kendrick Burney vs. Miami, 2009 (QB Jacory Harris)

15 or more tackles: 17 by linebacker Cedric Gray at NC State, 2023

20 or more tackles: 22 by linebacker Cole Holcomb vs. Georgia Tech, 2018

3.5 sacks: Beau Atkinson at Florida State, 2024

multiple sacks/consecutive games: Beau Atkinson, 2 at Virginia, 3.5 at Florida State, 2024

3 sacks twice in a season: Jahvaree Ritzie at Minnesota and Virginia, 2024

4 sacks: Julius Peppers at Virginia, 2000

5 tackles for loss: 5.5 by Kaimon Rucker vs. South Carolina, 2023 in Charlotte

scored a safety: ^sack by Kareem Martin and Brandon Ellerbe in the end zone vs. Cincinnati, 2013 in Charlotte

forced a fumble, had a sack & intercepted a pass: Dominique Ross vs. Duke, 2019

recovered a fumble & intercepted a pass: Cedric Gray vs. Miami, 2023

OPPONENTS RUSHING

300 yards: 371 by Georgia Tech, 2024

400 yards: 461 by Georgia Tech, 2018

500 yards: ^645 by Baylor, 2015 in Orlando, Fla.

600 yards: ^645 by Baylor, 2015 in Orlando, Fla.

fewer than 10 yards: 7 at Virginia, 2024 (lost 67 yards on sacks)
fewer than 50 yards: 42 at Florida State, 2024 (lost 45 yards on sacks)

negative yards: -2 by South Carolina, 2023 in Charlotte (lost 65 yards on sacks)

50 carries: 52 at Boston College, 2024

60 carries: 60 at Virginia Tech, 2019 (6 OT)

fewer than 25 carries: 22 by Virginia, 2021

2 TDs: ^UConn in Boston, 2024

3 TDs: at Boston College, 2024

4 or 5 TDs: 5 by Georgia Tech, 2024

OPPONENTS PASSING

fewer than 10 attempts: 2 by Georgia Tech, 2018

40 attempts: 41 at Virginia, 2024

50 attempts: 57 at Miami, 2022

fewer than 5 completions: 2 by Georgia Tech, 2018

fewer than 10 completions: 8 at Florida State, 2024

30 completions: 31 by Miami, 2023

40 completions: 42 by Miami, 2021 (record vs. UNC)

fewer than 50 yards: 27 by The Citadel, 2016

fewer than 100 yards: 91 by NC Central, 2024

300 yards: 381 by Pitt, 2024

400 yards: 496 at Miami, 2022





THE LAST TIME AN OPPONENT...

500 yards: 553 by Virginia, 2021
2 TD passes: ^UConn in Boston, 2024
3 TD passes: Pitt, 2024
4 or 5 TD passes: 5 by James Madison, 2024
6 TD passes: at App State, 2022

OPPONENTS TOTAL OFFENSE

fewer than 100 yards: 91 by Clemson, 1996
fewer than 200 yards: 167 by NC Central, 2024
500 yards: 505 by Georgia Tech, 2024
600 yards: 611 by James Madison, 2024
700 yards: 705 by Louisville, 2017
90 plays: 90 by Wake Forest, 2021
100 plays: ^102 by Baylor, 2015 in Orlando, Fla. (record vs. UNC)

OPPONENTS SCORING

50, 60 or 70 points: 70 by James Madison, 2024 (ties record vs. UNC)
40 points/quarter: 40 at App State (4th), 2022 (record vs. UNC)
50 points/half: 53 in 1st by James Madison, 2024 (record vs. UNC)
4 TDs/quarter: 4 by James Madison in 2nd quarter, 2024
5 or 6 TDs/quarter: 6 at App State (4th), 2022 (record vs. UNC)
20 or more points/fourth quarter: 22 by NC State, 2024
20 or more points/2 quarters: 25 in the first quarter and 28 in the second quarter by James Madison, 2024
points/all 4 quarters: at Boston College, 2024 (3-21-3-14)
TDs/all 4 quarters: Georgia Tech, 2024 (7-13-7-14)
TD in overtime: 6-yard pass by Grayson Loftis to Jordan Moore, Duke, 2023 (in second OT)
successful 2-point conversion run: Lawayne McCoy at Florida State, 2024
successful 2-point conversion pass: at Virginia, 2024 (Tony Muskett to JR Wilson)

OPPONENTS MISCELLANEOUS

fewer than 10 first downs: 9 by Idaho, 2012
fewer than 15 first downs: 10 at Florida State, 2024
30 first downs: 30 by App State, 2023 (2 OT)
30 first downs in a UNC win: 30 by App State, 2023 (2 OT)
35 first downs: 35 by Notre Dame, 2022
more than 35 first downs: ^38 by Baylor, 2015 in Orlando, Fla.
20 rushing first downs: 24 by Georgia Tech, 2018
30 rushing first downs: ^30 by Baylor, 2015 in Orlando, Fla.
20 passing first downs: 20 by Miami, 2023
converted 10 third-down attempts: 13 of 20 at Duke, 2018
converted 50% third-down attempts: ^8 of 16 (50%) by UConn in Boston, 2024
converted 60% of third-down attempts: 8 of 13 (61.5%) at Georgia Tech, 2023
converted less than 15% of third-down attempts: 2 of 10 (14.3%) at Duke, 2024
converted 20% or less third-down attempts: 2 of 10 (20%) at Florida State, 2024
converted four fourth-down attempts: 4 of 4 by Duke, 2023 (2 OT)
was not penalized: at Virginia, 1991
penalized 10 times: 12 by James Madison, 2024
100 yards of penalties: 105 by James Madison, 2024
scored TD on first play from scrimmage: ^75-yard pass Garrett Greene to Traylor Ray, West Virginia, 2023 in Charlotte
scored game-winning points on final play: at Virginia Tech, 2019 (Quincy Patterson 3-yard run in sixth OT for 43-41 VT win)
scored game-winning points in the final 20 seconds: Georgia Tech,

2024 (68-yard TD run by Jamal Haynes with 0:16 to play for a 41-34 GT win)
scored game-winning points in the final 30 seconds: NC State, 2024 (2-yard TD run by Hollywood Smothers with 0:25 to play for a 35-30 NC State win)
trailed at halftime in a win over UNC: at Duke, 2024 (UNC led 17-0, Duke won, 20-21)
trailed by 10 or more points in second half in a win over UNC: at Duke, 2024 (UNC led 20-7 in the fourth, Duke won 20-21)
trailed at halftime in consecutive wins over UNC: Virginia and at Georgia Tech, 2023
trailed by 10 or more points in second half in consecutive wins over UNC: Virginia and at Georgia Tech, 2023
tied after 3 quarters in a win over UNC: Virginia, 2023 (24-24 after the third quarter, UVA won 31-27)
trailed after 3 quarters in a win over UNC: Carolina led 20-13 in the fourth quarter vs. NC State, 2024 (NC State won 35-30)
scored on 8 consecutive possessions: first 8 (FG-FG-TD-TD-FG-FG-TD-TD) at NC State, 2023
scored every possession/2nd half: NC State, 2024 (FG-FG-TD-TD-FG-TD)

OPPONENTS SPECIAL TEAMS

did not punt: ^Baylor, 2015 in Orlando, Fla.
punted 10 times: Western Carolina, 2017
averaged 50 yards punting: 50.2 yards on 5 punts
blocked a UNC field goal: Rodney Shelley of Georgia Tech, 2024
blocked a UNC punt: James Hopson of Duke blocked Tom Maginnes' punt, 2024 (Duke fumbled ball back to UNC)
blocked a UNC punt for a TD: Terrence Spence of James Madison blocked Tom Maginnes' punt, returned 14 yards for a TD by Jaden Mines, 2024
successful fake punt: 11-yard pass by punter Porter Wilson to Terry Moore for a first down, Duke, 2023 (2 OT)
recovered an onside kick: James Madison, 2024 (in 1st quarter, led to touchdown)

OPPONENTS TURNOVERS

committed 0 turnovers in a UNC win: Charlotte, 2024
committed 0 turnovers: ^UConn in Boston, 2024
committed 2: at Florida State, 2024
committed 3: Wake Forest, 2024
committed 4: Campbell, 2023
committed 5: Georgia Tech, 2018
committed 6: Liberty, 2014
committed 7: Pittsburgh, 1979
lost 5 fumbles: Virginia, 1972
threw 5 interceptions: at Virginia, 2010
did not fumble: at Florida State, 2024
possession time of 40 minutes: 40:06 at NC State, 2023

RUSHING BY AN INDIVIDUAL OPPONENT

30 carries: Star Thomas at Duke, 2024
35 carries: Vintavious Cooper, East Carolina, 2013
100 or 150 yards: 170 by Jamal Haynes, Georgia Tech, 2024
175 yards: 178 by Dontae Smith at Georgia Tech, 2023
200 yards: 227 by Nick Chubb, Georgia, 2016 in Atlanta
70-yard TD: 68 by Jamal Haynes, Georgia Tech, 2024
70-yard TD: 70 by Dontae Smith at Georgia Tech, 2023
80- or 90-yard TD: 91 by Kyren Williams, Notre Dame, 2021 (record vs. UNC)





THE LAST TIME AN OPPONENT...

2 TD: Hollywood Smothers, NC State, 2024
2 TD by 2 players: Jamal Haynes and Haynes King, Georgia Tech, 2024
3 TD: Mike Hollins, Virginia, 2023
4 or 5 TD: 5 by Reggie Gallaspy, NC State, 2018 (OT)
2 gained 100 yards: 170 by Jamal Haynes and 107 by Haynes King, Georgia Tech, 2024
quarterback rushed for 100 yards: 107 by Haynes King, Georgia Tech, 2024
rushed and passed for 100 yards: 107 by Haynes King, Georgia Tech, 2024 (107 rushing, 127 passing)

PASSING BY AN INDIVIDUAL OPPONENT

40 attempts: 42 by Eli Holstein, Pitt, 2024
50 attempts: 57 by Tyler Van Dyke at Miami, 2022
30 completions: 31 Tyler Van Dyke, Miami, 2023
40 completions: 42 by Tyler Van Dyke at Miami, 2022 (record vs. UNC)
300 yards: 381 by Eli Holstein, Pitt, 2024
400 yards: 496 by Tyler Van Dyke at Miami, 2022
500 yards: 554 by Brennan Armstrong, Virginia, 2021 (record vs. UNC)
2 TD passes: ^Joe Fagnano, UConn in Boston, 2024
3 TD passes: Eli Holstein, Pitt, 2024
4 or 5 TD passes: 5 by Alonza Barnett, James Madison, 2024
6 TD passes: Chase Brice at App State, 2022
75-yard TD pass: ^Garrett Greene to Traylon Ray, West Virginia, 2023 in Charlotte
longer than 75-yard TD pass: 76 yards by D'Eriq King to Brevin Jordan at Miami, 2020
50 plays, running and passing: 52 by Eli Holstein, Pitt, 2024 (10 rushes, 42 passes), 2024
60 plays, running and passing: 63 by Tyler Van Dyke at Miami (6 rushes, 57 passes), 2022

RECEIVING BY AN INDIVIDUAL OPPONENT

10 receptions: 11 by Desmond Reid, Pitt, 2024
12 receptions: 12 by Malik Washington, Virginia, 2023
two players gained 100 yards: 155 by Desmond Reid and 111 by Konata Mumpfield, Pitt, 2024
150 yards: 155 by Desmond Reid, Pitt, 2024
175 yards: 178 by Xavier Legette, South Carolina, 2023 in Charlotte
200 yards: 217 by Jerricho Cotchery at NC State, 2003
2 TD receptions: KC Concepcion at NC State, 2023
3 TD receptions: Jordan Moore, Duke, 2023 (2 OT)
multiple TD receptions by 2 players: 2 each by Malik Rutherford and Brett Seither at Georgia Tech, 2023

TOTAL OFFENSE BY AN INDIVIDUAL OPPONENT

400 yards: 457 by Eli Holstein, Pitt, 2024
500 yards: 538 by Brennan Armstrong, Virginia, 2021

SCORING BY AN INDIVIDUAL OPPONENT

3 TDs: Jordan Moore, Duke, 2023 (2 OT) (3 receiving)
4 or 5 TDs: 5 by Reggie Gallaspy, NC State (5 rushing), 2018 (OT)
accounted for 4 TDs: 4 by Eli Holstein, Pitt, 2024 (1 rush, 3 pass)
accounted for 5, 6 or 7 TDs: 7 by Alonza Barnett, James Madison, 2024 (2 run, 5 pass, tied record vs. UNC)
2-point conversion run: Lawayne McCoy at Florida State, 2024
2-point conversion pass: Tony Muskett to JR Wilson at Virginia, 2024

SPECIAL TEAMS BY AN INDIVIDUAL OPPONENT

returned a kickoff for a TD: 100 yards by Kenny Johnson at Pittsburgh, 2023
returned a punt for a TD: ^78 yards by Beanie Bishop Jr., West Virginia, 2023 in Charlotte
recovered an onside kick: Peyton Jones, Duke, 2023 (2 OT)
blocked a UNC punt: James Hopson of Duke blocked Tom Maginnes' punt, 2024 (Duke fumbled ball back to UNC)
blocked a punt for a TD: Terrence Spence of James Madison blocked Tom Maginnes' punt, returned 14 yards for a TD by Jaden Mines, 2024
blocked a field goal: Rodney Shelley, Georgia Tech, 2024
blocked a field goal for a TD: Artie Burns, Miami, blocked a Thomas Moore kick and Ladarius Gunter returned it 67 yards for a touch-down, 2013
60-yard punt: 60 by Daniel Sparks at Virginia, 2024
70-yard punt: 77 by Durant Brooks at Georgia Tech, 2007
50-yard field goal: 56 by Ryan Fitzgerald at Florida State, 2024 (ties record by opponent)
made 2 field goals: ^Chris Freeman, UConn in Boston, 2024 (32, 24)
made 3 field goals: Kanoah Vinesett, NC State, 2024 (41, 40, 28)
made 4 field goals: Brayden Narveson at NC State, 2023 (32, 40, 28, 24)

DEFENSE BY AN INDIVIDUAL OPPONENT

returned an INT for a TD: Ryan Turner, 78 yards at Boston College, 2024 (intercepted Jacolby Criswell)
returned a fumble for a TD: Nigel Manns, 42 yards, Western Carolina, 2020 (recovered Jace Ruder fumble)
recovered a fumble in the end zone for a TD: Bryan Ray at Wake Forest (recovered a Ronald Curry fumble), 2000
2 interceptions: Terrence Spence, James Madison, 2024
forced 2 fumbles: Antavious Lane at Georgia State, 2022
15 or more tackles: 15 by linebacker Payton Wilson at NC State, 2023
3 sacks: Jeremiah Trotter Jr., Clemson, 2022 in Charlotte
15 tackles, a sack, interception and forced a fumble: Payton Wilson at NC State, 2023
scored a safety: Jay Hayes, Notre Dame, 2017 (Jordon Brown tackled in the endzone)

^ denotes bowl game



2024 TEAM STATISTICS

	UNC	OPP
Scoring	402	365
Points per game	30.9	28.1
Points Off Turnovers	48	42
First Downs	273	253
Rushing	125	115
Passing	122	111
Penalty	26	27
Rushing Yardage	2370	1943
Yards gained rushing	2727	2268
Yards lost rushing	357	325
Rushing attempts	496	493
Average per rush	4.8	3.9
Average per game	182.3	149.5
TDs Rushing	26	21
Passing Yardage	2917	2942
Comp-Att-Int	230-392-9	217-374-9
Average per pass	7.4	7.9
Average per catch	12.7	13.6
Average per game	224.4	226.3
TDs Passing	18	19
Total offense	5287	4885
Total plays	888	867
Average per play	6.0	5.6
Average per game	406.7	375.8
Kick returns: #-Yards	33-865	16-321
Punt returns: #-Yards	13-187	19-147
Int returns: #-Yards	9-210	9-231
Kick return average	26.2	20.1
Punt return average	14.4	7.7
Int return average	23.3	25.7
Fumbles-Lost	13-8	17-6
Penalties-Yards	98-832	87-772
Average per game	64.0	59.4
Punts-Yards	53-2097	62-2627
Average per punt	39.6	42.4
Net punt average	36.9	38.9
Kickoffs-Yards	80-5007	72-4483
Average per kick	62.6	62.3
Net kick average	39.2	36.6
Time of possession / game	29:39	30:21



2024 INDIVIDUAL STATISTICS

Rushing

Player	gp	att	gain	loss	net	avg	td	lg	avg/g
Omarion Hampton	12	281	1700	40	1660	5.9	15	75	138.3
Davion Gause	13	67	343	17	326	4.9	4	21	25.1
Jacoby Criswell	12	71	285	182	103	1.5	3	20	8.6
Charleston French	4	10	84	0	84	8.4	1	45	21.0
Caleb Hood	5	18	88	7	81	4.5	0	16	16.2
Darwin Barlow	5	9	64	2	62	6.9	0	14	12.4
Conner Harrell	6	16	79	24	55	3.4	1	16	9.2
Nate McCollum	10	5	49	9	40	8.0	1	37	4.0
Max Johnson	1	6	20	10	10	1.7	1	16	10.0
Javarius Green	5	1	8	0	8	8.0	0	8	1.6
John Copenhaver	13	1	6	0	6	6.0	0	6	0.5
Tyrane Stewart	10	1	0	7	-7	-7.0	0	0	-0.7
Chris Culliver	12	1	0	8	-8	-8.0	0	0	-0.7
Jordan Shipp	12	1	0	13	-13	-13.0	0	0	-1.1
Michael Merdinger	1	5	1	32	-31	-6.2	0	1	-31.0
Team	13	3	0	6	-6	-2.0	0	0	-0.5
Total	13	496	2727	357	2370	4.8	26	75	182.3
Opponents	13	493	2268	325	1943	3.9	21	68	149.5

Passing

Player	gp	effic	comp-att-int	pct	yds	td	lg	avg/g
Jacoby Criswell	12	134.4	186-320-6	58.1	2459	15	53	204.9
Conner Harrell	6	133.2	21-37-1	56.8	282	2	58	47.0
Max Johnson	1	84.0	12-19-1	63.2	71	0	13	71.0
Michael Merdinger	1	118.5	9-12-1	75.0	86	0	23	86.0
Caleb Hood	5	229.9	2-3-0	66.7	19	1	17	3.8
Team	13	0.0	0-1-0	0.0	0	0	0	0.0
Total	13	131.7	230-392-9	58.7	2917	18	58	224.4
Opponents	13	136.1	217-374-9	58.0	2942	19	72	226.3

Receiving

Player	gp	no.	yds	avg	td	lg	avg/g
John Copenhaver	13	40	414	10.4	4	35	31.8
Omarion Hampton	12	38	373	9.8	2	49	31.1
J.J. Jones	13	36	582	16.2	6	53	44.8
Nate McCollum	10	24	274	11.4	0	48	27.4
Bryson Nesbit	7	24	264	11.0	3	34	37.7
Kobe Paysour	13	21	365	17.4	0	36	28.1
Jordan Shipp	12	9	114	12.7	1	22	9.5
Christian Hamilton	8	7	159	22.7	1	58	19.9
Chris Culliver	12	6	135	22.5	1	50	11.3
Caleb Hood	5	4	37	9.3	0	19	7.4
Gavin Blackwell	6	4	43	10.8	0	19	7.2
Paul Billups II	12	4	27	6.8	0	10	2.3
Davion Gause	13	4	45	11.3	0	25	3.5
Darwin Barlow	5	3	31	10.3	0	17	6.2
Jake Johnson	13	2	21	10.5	0	14	1.6
Kaleb Cost	13	1	0	0.0	0	0	0.0
Charleston French	4	1	2	2.0	0	2	0.5
Javarius Green	5	1	12	12.0	0	12	2.4
Alex Taylor	4	1	15	15.0	0	15	3.8
Total	13	230	2917	12.7	18	58	224.4
Opponents	13	217	2942	13.6	19	72	226.3

Punt Returns

Player	no.	yds	avg	td	lg
Alijah Huzzie	12	153	12.8	1	69
Davion Gause	0	34	0.0	1	34
Caleb LaVallee	1	0	0.0	0	0
Total	13	187	14.4	2	69
Opponents	19	147	7.7	1	52

Interceptions

Player	no.	yds	avg	td	lg
Marcus Allen	2	0	0.0	0	0
Kaleb Cost	2	84	42.0	1	84
Alijah Huzzie	1	0	0.0	0	0
Kaimon Rucker	1	0	0.0	0	0
Power Echols	1	42	42.0	1	42
Jahvaree Ritzie	1	84	84.0	1	84
Will Hardy	1	0	0.0	0	0
Total	9	210	23.3	3	84
Opponents	9	231	25.7	2	78

Kick Returns

Player	no.	yds	avg	td	lg
Nate McCollum	17	448	26.4	0	49
Chris Culliver	5	242	48.4	2	95
Javarius Green	5	100	20.0	0	22
DeAndre Boykins	3	44	14.7	0	27
Ryan Ward	2	11	5.5	0	7
Jake Johnson	1	20	20.0	0	20
Total	33	865	26.2	2	95
Opponents	16	321	20.1	0	32

Fumbles Recovered

Player	no.	yds	avg	td	lg
Travis Shaw	2	0	0.0	0	0
Kevin Hester Jr.	1	0	0.0	0	0
Power Echols	1	0	0.0	0	0
Will Hardy	1	0	0.0	0	0
Christian Hamilton	1	0	0.0	0	0
Total	6	0	0.0	0	0
Opponents	8	0	0.0	0	0

2024 INDIVIDUAL STATISTICS

Scoring

Player	PAT									pts
	td	fg	kick	rush	rcv	pass	dxdp	saf		
Omarion Hampton	17	-	-	-	-	-	-	-	-	102
Noah Burnette	-	15-21	38-39	-	-	-	-	-	-	83
J.J. Jones	6	-	-	-	-	-	-	-	-	36
Davion Gause	5	-	-	-	-	-	-	-	-	30
John Copenhaver	4	-	-	-	-	-	-	-	-	24
Bryson Nesbit	3	-	-	-	1	-	-	-	-	20
Jacolby Criswell	3	-	-	-	-	1	-	-	-	18
Chris Culliver	3	-	-	-	-	-	-	-	-	18
Liam Boyd	-	1-1	7-7	-	-	-	-	-	-	10
Alijah Huzzie	1	-	-	-	-	-	-	-	-	6
Nate McCollum	1	-	-	-	-	-	-	-	-	6
Max Johnson	1	-	-	-	-	-	-	-	-	6
Power Echols	1	-	-	-	-	-	-	-	-	6
Jahvaree Ritzie	1	-	-	-	-	-	-	-	-	6
Conner Harrell	1	-	-	-	-	-	-	-	-	6
Kaleb Cost	1	-	-	-	-	-	-	-	-	6
Christian Hamilton	1	-	-	-	-	-	-	-	-	6
Charleston French	1	-	-	-	-	-	-	-	-	6
Jordan Shipp	1	-	-	-	-	-	-	-	-	6
Lucas Osada	-	-	1-1	-	-	-	-	-	-	1
Total	51	16-22	46-47	0	1	1	0	0	402	
Opponents	43	21-26	38-39	1	2	2	0	0	365	

Field Goals

Player	fg	pct.	01-19	20-29	30-39	40-49	50-99	lg	blk
Noah Burnette	15-21	71.4	0-0	5-5	3-4	5-8	2-4	52	1
Liam Boyd	1-1	100.0	0-0	0-0	1-1	0-0	0-0	36	0
Opponents	21-26	80.8	0-0	9-10	6-6	4-7	2-3	56	0

FG Sequence

Team Name	North Carolina	Opponents
Minnesota	(29),(52),(42),(45)	27,(30),47
Charlotte	(44),49	(25),(20)
N.C. Central	(36)	(35)
James Madison	(42)	(50),(44)
Duke	(40),(37)	47
Pittsburgh	(34)	(24),(37)
Georgia Tech	42,(50),(26)	(26),(29),49
Virginia	(30),51,(25)	(30),(27)
Florida St.	54	(56)
Wake Forest	34,(24)	(33)
Boston College		(49),(27)
NC State	43,(25)	(41),(40),(28)
UConn		(32),(24),52

Numbers in parentheses indicate field goal was made

Total Offense

Player	g	plays	rush	pass	total	avg/g
Jacolby Criswell	12	391	103	2459	2562	213.5
Omarion Hampton	12	281	1660	0	1660	138.3
Conner Harrell	6	53	55	282	337	56.2
Davion Gause	13	67	326	0	326	25.1
Caleb Hood	5	21	81	19	100	20.0
Charleston French	4	10	84	0	84	21.0
Max Johnson	1	25	10	71	81	81.0
Darwin Barlow	5	9	62	0	62	12.4
Michael Merdinger	1	17	-31	86	55	55.0
Nate McCollum	10	5	40	0	40	4.0
Javarius Green	5	1	8	0	8	1.6
John Copenhaver	13	1	6	0	6	0.5
Tyrane Stewart	10	1	-7	0	-7	-0.7
Chris Culliver	12	1	-8	0	-8	-0.7
Jordan Shipp	12	1	-13	0	-13	-1.1
Team	13	0	-6	0	-6	-0.5
Total	13	888	2370	2917	5287	406.7
Opponents	13	867	1943	2942	4885	375.8

Punting

Player	no.	yds	avg	lg	tb	fc	i20	50+	blk
Tom Maginness	51	2097	41.1	65	1	16	10	5	0
Team	2	0	0.0	0	0	0	0	0	2
Total	53	2097	39.6	65	1	16	10	5	2
Opponents	62	2627	42.4	60	3	31	22	15	1

Kickoffs

Player	no.	yds	avg	tb	ob	retn	net	ydln
Lucas Osada	59	3709	62.9	39	3			
Liam Boyd	20	1282	64.1	13	1			
Noah Burnette	1	16	16.0	0	1			
Total	80	5007	62.6	52	5	16	39.2	25
Opponents	72	4483	62.3	38	1	33	36.6	28



2024 DEFENSIVE STATISTICS

			Tackles				Sacks	Pass defense			Fumbles		blkd	
##	Player	gp	ua	a	tot	tfl/yds	no-yds	int-yds	brup	qbh	fr-yds	ff	kick	saf
1	Antavious Lane	13	60	20	80	4.5-9	1-2	.	2	.	.	2	.	.
17	Amare Campbell	13	45	31	76	10.5-53	6.5-40	.	2	5	.	1	.	.
23	Power Echols	12	43	33	76	1.5-2	0.5-1	1-42	6	3	1-0	.	.	.
2	Jakeen Harris	12	38	30	68	1-2	.	.	4
21	Kaleb Cost	13	45	18	63	2.5-4	0.5-2	2-84	4
98	Kevin Hester Jr.	13	22	18	40	3.5-15	3.5-15	.	.	3	1-0	.	.	.
28	Alijah Huzzie	13	26	14	40	5.5-13	2-7	1-0	8	2
5	Jahvaree Ritzie	12	20	20	40	6.5-41	6.5-41	1-84	1	5	.	1	.	.
10	Desmond Evans	12	18	20	38	10-42	5-35	.	2	11
29	Marcus Allen	12	26	10	36	1-2	.	2-0	4
12	Beau Atkinson	13	24	11	35	12-67	7.5-55	.	.	5
31	Will Hardy	13	17	17	34	1-4	.	1-0	1	.	1-0	1	.	.
7	Kaimon Rucker	8	16	14	30	8-37	6-35	1-0	1	3
4	Travis Shaw	13	12	14	26	4-9	.	.	1	1	2-0	.	.	.
30	Michael Short	13	17	6	23	1-7
6	Joshua Harris	13	11	10	21	1-2	1-2	1	.	.
93	Jacolbe Cowan	13	11	7	18	1.5-3	.	.	.	2	.	1	.	.
34	Caleb LaVallee	11	8	6	14	1-2	1	.
14	Jaybron Harvey	8	5	7	12	1
9	Tyrane Stewart	10	8	1	9	1-1
15	Tre Miller	13	8	1	9
3	Malcolm Ziglar	13	6	2	8
16	DeAndre Boykins	11	4	2	6	.	.	.	1	1
40	Tyler Thompson	12	4	1	5	2
11	Ty Adams	10	4	.	4
0	Ty White	8	1	2	3
55	Cade Law	12	2	.	2	1-6	1-6
92	Rodney Lora	5	1	1	2	1
21	Davion Gause	13	1	1	2
18	Jaiden Patterson	11	1	1	2
81	John Copenhaver	13	1	.	1
7	Christian Hamilton	8	.	1	1	1-0	.	.	.
62	Spencer Triplett	12	.	1	1
28	Omarion Hampton	12	1	.	1
24	Malaki Hamrick	3	.	1	1
94	Joel Starlings	3	1	.	1
91	Leroy Jackson	1	.	1	1
4	Caleb Hood	5	1	.	1
	Totals	13	508	322	830	78-321	41-241	9-210	37	45	6-0	7	1	0
	Opponents	13	475	408	883	84-359	33-223	9-231	44	65	8-0	11	3	0

2024 TEAM GAME-BY-GAME

Date	Opponent	Rushing				Receiving				Passing				Kick Returns				Punt Returns				tot
		no.	yds	td	lg	no.	yds	td	lg	cmp	att	int	yds	td	lg	no.	yds	td	lg	no.	yds	td
08/29/2024	at Minnesota	41	147	1	16	14	105	0	32	14-23-1	105	0	32	1	16	0	16	1	20	0	20	252
09/07/2024	Charlotte	45	269	3	37	17	221	2	58	17-26-1	221	2	58	2	57	0	33	0	0	0	0	490
09/14/2024	N.C. Central	41	330	5	53	16	183	1	29	16-29-0	183	1	29	2	40	0	22	1	13	0	13	513
09/21/2024	James Madison	31	141	3	48	28	475	3	42	28-48-2	475	3	42	4	78	0	22	1	34	1	34	616
09/28/2024	at Duke	40	156	0	20	21	251	2	38	21-39-1	251	2	38	3	55	0	20	2	21	0	20	407
10/05/2024	Pittsburgh	35	147	1	20	24	269	1	48	24-45-0	269	1	48	2	75	0	43	2	4	0	5	416
10/12/2024	Georgia Tech	34	201	2	71	18	216	1	53	18-34-0	216	1	53	4	89	0	39	2	76	1	69	417
10/26/2024	at Virginia	40	135	2	19	19	293	2	37	19-31-0	293	2	37	1	21	0	21	0	0	0	0	428
11/02/2024	at Florida St.	55	289	4	43	13	211	1	49	13-17-0	211	1	49	1	49	0	49	2	20	0	12	500
11/16/2024	Wake Forest	53	230	2	38	14	132	1	22	14-22-0	132	1	22	0	0	0	0	0	0	0	0	362
11/23/2024	at Boston College	25	36	2	15	16	176	0	36	16-30-3	176	0	36	4	134	1	95	0	0	0	0	212
11/30/2024	NC State	28	193	1	75	19	275	3	50	19-34-0	275	3	50	4	79	0	41	1	0	0	0	468
12/28/2024	vs UConn	28	96	0	16	11	110	1	23	11-14-1	110	1	23	5	172	1	95	1	-1	0	0	206
North Carolina		496	2370	26	75	230	2917	18	58	230-392-9	2917	18	58	33	865	2	95	13	187	2	69	5287
Opponents		493	1943	21	68	217	2942	19	72	217-374-9	2942	19	72	16	321	0	32	19	147	1	52	4885

North Carolina Averages

Games	Avg/ rush	Avg/ catch	Pass effc	KR avg	PR avg	All purpose avg/game	Total offense avg/game
13	4.8	12.7	131.7	26.2	14.4	503.8	406.7

Date	Opponent	ua	Tackles			Sacks no-yds	Fumble		Pass Defense			blkd kick	PAT attempts			off		
			a	total	tfl-yds		ff	fr-yds	int-yds	qbh	brup		kick	rush	rcv	saf	t/o	pts
08/29/2024	at Minnesota	34	26	60	7.0-27	5-24	2	1-0	0-0	0	2	0	1-1	0	0	0	3	19
09/07/2024	Charlotte	28	26	54	6.0-26	3-19	0	0-0	0-0	9	1	0	5-5	0	0	0	0	38
09/14/2024	N.C. Central	29	38	67	6.0-16	2-12	0	1-0	1-0	3	4	0	6-6	0	0	0	14	45
09/21/2024	James Madison	43	20	63	4.0-17	2-11	1	1-0	0-0	1	2	1	3-3	0	1	0	0	50
09/28/2024	at Duke	34	38	72	6.0-29	3-22	0	1-0	0-0	2	10	0	2-2	0	0	0	3	20
10/05/2024	Pittsburgh	39	18	57	5.0-10	0-0	0	0-0	1-84	4	6	0	3-3	0	0	0	7	24
10/12/2024	Georgia Tech	37	32	69	2.0-7	0-0	0	0-0	0-0	7	2	0	4-4	0	0	0	0	34
10/26/2024	at Virginia	44	18	62	12.0-70	10-67	1	0-0	2-84	5	1	0	5-5	0	0	0	14	41
11/02/2024	at Florida St.	24	24	48	10.0-55	7-45	0	0-0	2-0	0	3	0	5-5	0	0	0	0	35
11/16/2024	Wake Forest	40	18	58	5.0-14	2-8	1	1-0	2-42	5	2	0	4-4	0	0	0	7	31
11/23/2024	at Boston College	56	26	82	4.0-5	1-1	1	1-0	0-0	6	1	0	3-3	0	0	0	0	21
11/30/2024	NC State	46	24	70	6.0-28	4-19	0	0-0	1-0	0	3	0	3-4	0	0	0	0	30
12/28/2024	vs UConn	54	14	68	5.0-17	2-13	1	0-0	0-0	3	0	0	2-2	0	0	0	0	14
North Carolina		508	322	830	78.0-321	41-241	7	6-0	9-210	45	37	1	46-47	0	1	0	48	402
Opponents		475	408	883	84.0-359	33-223	11	8-0	9-231	65	44	3	38-39	1	2	0	42	365

Date	Opponent	no.	yds	Punting							Field Goals				Kickoffs			
				avg	long	blkd	tb	fc	50+	i20	md-att	long	blkd	no.	yds	avg	tb	ob
08/29/2024	at Minnesota	3	153	51.0	55	0	0	0	2	1	4-4	52	0	6	379	63.2	5	0
09/07/2024	Charlotte	2	90	45.0	49	0	0	0	0	0	1-2	44	0	7	455	65.0	7	0
09/14/2024	N.C. Central	3	125	41.7	45	0	0	0	0	1	1-1	36	0	8	508	63.5	1	1
09/21/2024	James Madison	3	75	25.0	39	1	0	2	0	0	1-1	42	0	9	536	59.6	7	1
09/28/2024	at Duke	9	320	35.6	65	1	0	3	1	3	2-2	40	0	5	322	64.4	4	0
10/05/2024	Pittsburgh	3	115	38.3	44	0	0	1	0	0	1-1	34	0	5	326	65.2	3	1
10/12/2024	Georgia Tech	2	79	39.5	40	0	0	0	0	0	2-3	50	1	7	453	64.7	5	0
10/26/2024	at Virginia	2	81	40.5	43	0	1	0	0	0	2-3	30	0	8	474	59.3	5	1



2024 TEAM GAME-BY-GAME COMPARISON

	Date	Opponent		Score	Overall	Conf	Time	Attend
	08/29/2024	at Minnesota	W	19-17	1-0	0-0	3:22	50806
	09/07/2024	Charlotte	W	38-20	2-0	0-0	3:23	48431
	09/14/2024	N.C. Central	W	45-10	3-0	0-0	3:20	45491
	09/21/2024	James Madison	L	50-70	3-1	0-0	3:56	50500
*	09/28/2024	at Duke	L	20-21	3-2	0-1	3:37	35018
*	10/05/2024	Pittsburgh	L	24-34	3-3	0-2	3:40	46033
*	10/12/2024	Georgia Tech	L	34-41	3-4	0-3	3:33	44482
*	10/26/2024	at Virginia	W	41-14	4-4	1-3	3:10	44550
*	11/02/2024	at Florida St.	W	35-11	5-4	2-3	2:58	55107
*	11/16/2024	Wake Forest	W	31-24	6-4	3-3	3:25	48364
*	11/23/2024	at Boston College	L	21-41	6-5	3-4	3:12	37801
*	11/30/2024	NC State	L	30-35	6-6	3-5	3:35	50500
	12/28/2024	vs UConn	L	14-27	6-7	3-5	3:12	27900

Opponent	Score	First Downs				Rushing Number-Yards	Passing		Total Offense Plays-Yards	Return Yards	Turn- Overs
		Total	Rush	Pass	Pen		Comp-Att.-Int	Yards			
Minnesota	19-17	18 / 14	9 / 6	6 / 6	3 / 2	41-147 / 33-79	14-23-1 / 13-22-0	105 / 165	64-252 / 55-244	36 / 89	1 / 1
Charlotte	38-20	28 / 13	15 / 2	9 / 9	4 / 2	45-269 / 25-49	17-26-1 / 17-31-0	221 / 309	71-490 / 56-358	57 / 37	1 / 0
N.C. Central	45-10	26 / 16	14 / 9	9 / 3	3 / 4	41-330 / 39-76	16-29-0 / 9-21-1	183 / 91	70-513 / 60-167	53 / 12	0 / 2
James Madison	50-70	30 / 25	7 / 10	20 / 11	3 / 4	31-141 / 39-223	28-48-2 / 22-34-0	475 / 388	79-616 / 73-611	112 / 79	5 / 1
Duke	20-21	20 / 20	7 / 10	10 / 8	3 / 2	40-156 / 41-185	21-39-1 / 15-34-0	251 / 209	79-407 / 75-394	76 / 59	1 / 1
Pittsburgh	24-34	23 / 23	8 / 8	15 / 14	0 / 1	35-147 / 35-139	24-45-0 / 25-42-1	269 / 381	80-416 / 77-520	163 / 30	0 / 1
Georgia Tech	34-41	21 / 25	10 / 18	8 / 7	3 / 0	34-201 / 48-371	18-34-0 / 12-23-0	216 / 134	68-417 / 71-505	165 / 21	2 / 0
Virginia	41-14	23 / 17	9 / 6	12 / 10	2 / 1	40-135 / 29-7	19-31-0 / 24-41-2	293 / 281	71-428 / 70-288	105 / 60	0 / 2
Florida St.	35-11	23 / 10	12 / 3	10 / 6	1 / 1	55-289 / 28-42	13-17-0 / 8-18-2	211 / 159	72-500 / 46-201	69 / 39	0 / 2
Wake Forest	31-24	21 / 19	15 / 6	4 / 10	2 / 3	53-230 / 32-114	14-22-0 / 24-37-2	132 / 240	75-362 / 69-354	42 / 0	1 / 3
Boston College	21-41	13 / 24	5 / 11	7 / 10	1 / 3	25-36 / 52-228	16-30-3 / 18-27-0	176 / 192	55-212 / 79-420	134 / 161	3 / 1
NC State	30-35	17 / 27	7 / 14	9 / 10	1 / 3	28-193 / 46-220	19-34-0 / 14-20-1	275 / 242	62-468 / 66-462	79 / 66	2 / 1
UConn	14-27	10 / 20	7 / 12	3 / 7	0 / 1	28-96 / 46-210	11-14-1 / 16-24-0	110 / 151	42-206 / 70-361	171 / 46	1 / 0
Totals	402-365	273 / 253	125 / 115	122 / 111	26 / 27	496-2370 / 493-1943	230-392-9 / 217-374-9	2917 / 2942	888-5287 / 867-4885	1262 / 699	17 / 15



2024 TEAM GAME HIGHS

RUSHES	55	at Florida St. (11/02/2024)
YARDS RUSHING	330	N.C. Central (09/14/2024)
YARDS PER RUSH	8.0	N.C. Central (09/14/2024)
TD RUSHES	5	N.C. Central (09/14/2024)
PASS ATTEMPTS	48	James Madison (09/21/2024)
PASS COMPLETIONS	28	James Madison (09/21/2024)
YARDS PASSING	475	James Madison (09/21/2024)
YARDS PER PASS	12.4	at Florida St. (11/02/2024)
TD PASSES	3	NC State (11/30/2024)
	3	James Madison (09/21/2024)
TOTAL PLAYS	80	Pittsburgh (10/05/2024)
TOTAL OFFENSE	616	James Madison (09/21/2024)
YARDS PER PLAY	7.8	James Madison (09/21/2024)
POINTS	50	James Madison (09/21/2024)
SACKS BY	10	at Virginia (10/26/2024)
FIRST DOWNS	30	James Madison (09/21/2024)
PENALTIES	16	N.C. Central (09/14/2024)
PENALTY YARDS	102	N.C. Central (09/14/2024)
TURNOVERS	5	James Madison (09/21/2024)
PUNTS	9	at Duke (09/28/2024)
PUNTING AVG	51.0	at Minnesota (08/29/2024)
LONG PUNT	65	at Duke (09/28/2024)
PUNTS INSIDE 20	3	at Duke (09/28/2024)
LONG PUNT RETURN	69	Georgia Tech (10/12/2024)

2024 INDIVIDUAL GAME HIGHS

RUSHES	35	Omarion Hampton vs Wake Forest (11/16/2024)
YARDS RUSHING	244	Omarion Hampton vs Wake Forest (11/16/2024)
TD RUSHES	4	Omarion Hampton at Florida St. (11/02/2024)
LONG RUSH	75	Omarion Hampton vs NC State (11/30/2024)
PASS ATTEMPTS	48	Jacolby Criswell vs James Madison (09/21/2024)
PASS COMPLETIONS	28	Jacolby Criswell vs James Madison (09/21/2024)
YARDS PASSING	475	Jacolby Criswell vs James Madison (09/21/2024)
TD PASSES	3	Jacolby Criswell vs NC State (11/30/2024)
	3	Jacolby Criswell vs James Madison (09/21/2024)
LONG PASS	58	Conner Harrell vs Charlotte (09/07/2024)
RECEPTIONS	10	Nate McCollum vs Pittsburgh (10/05/2024)
YARDS RECEIVING	129	J.J. Jones at Virginia (10/26/2024)
TD RECEPTIONS	2	J.J. Jones at Virginia (10/26/2024)
LONG RECEPTION	58	Christian Hamilton vs Charlotte (09/07/2024)
PUNTS	8	Tom Maginness at Duke (09/28/2024)
PUNTING AVG	51.0	Tom Maginness at Minnesota (08/29/2024)
LONG PUNT	65	Tom Maginness at Duke (09/28/2024)
PUNTS INSIDE 20	3	Tom Maginness at Duke (09/28/2024)
LONG PUNT RETURN	69	Alijah Huzzie vs Georgia Tech (10/12/2024)
LONG KICKOFF RETURN	95	Chris Culliver vs UConn (N) (12/28/2024)
	95	Chris Culliver at Boston College (11/23/2024)
TACKLES	12	Power Echols vs Georgia Tech (10/12/2024)
SACKS	3.5	Beau Atkinson at Florida St. (11/02/2024)
TACKLES FOR LOSS	4.5	Beau Atkinson at Florida St. (11/02/2024)