



# CAROLINA™



7 NATIONAL CHAMPIONSHIPS • 21 FINAL FOURS • 134 NCAA TOURNAMENT WINS • 54 NCAA TOURNAMENT APPEARANCES  
33 ACC REGULAR-SEASON CHAMPIONSHIPS • 18 ACC TOURNAMENT CHAMPIONSHIPS • 14 NAISMITH HALL OF FAMERS

## 2024-25 RESULTS 23-14, 13-7 ACC

(12-3 Home, 6-6 Away, 5-5 Neutral)

### NOVEMBER (AP rankings)

4	Elon (9/-)	W, 90-76	ACCN
8	at Kansas (9/1)	L, 89-92	ESPN2
15	American (10/-)	W, 107-55	ACCN
22	at Hawai'i (10/-)	W, 87-69	ESPN2

### Maui Invitational, Lahaina, Maui, Hawai'i

25	vs. Dayton (12/-)	W, 92-90	ESPN2
26	vs. Auburn (12/4)	L, 72-85	ESPN
27	vs. Michigan State (12/-)	L, 91-94 (ot)	ESPN/2

### DECEMBER

#### ACC-SEC Challenge

4	Alabama (20/10)	L, 79-94	ESPN
7	Georgia Tech (20/-)	W, 68-65	ACCN
14	La Salle (-/-)	W, 93-67	The CW

#### Jumpman Invitational, Charlotte, N.C.

17	vs. Florida (-/7)	L, 84-90	ESPN
----	-------------------	----------	------

#### CBS Sports Classic, New York, N.Y.

21	vs. UCLA (-/18)	W, 76-74	CBS
29	Campbell (-/-)	W, 97-81	ACCN

### JANUARY

1	at Louisville (-/-)	L, 70-83	ACCN
4	at Notre Dame (-/-)	W, 74-73	CBS
7	SMU (-/-)	W, 82-67	ACCN
11	at NC State (-/-)	W, 63-61	ACCN
15	Cal (-/-)	W, 79-53	ACCN
18	Stanford (-/-)	L, 71-72	The CW
21	at Wake Forest (-/-)	L, 66-67	ESPN
25	Boston College (-/-)	W, 102-96 (ot)	The CW
28	at Pitt (-/-)	L, 65-73	ESPN

### FEBRUARY

1	at Duke (-/2)	L, 70-87	ESPN
8	Pitt (-/-)	W, 67-66	ESPNU
10	at Clemson (-/23)	L, 65-85	ESPN
15	at Syracuse (-/-)	W, 88-82	ESPN
19	NC State (-/-)	W, 97-73	ESPN
22	Virginia (-/-)	W, 81-66	ESPN2
24	at Florida State (-/-)	W, 96-85	ESPN

### MARCH

1	Miami (-/-)	W, 92-73	ESPN
4	at Virginia Tech (-/-)	W, 91-59	ESPNU
8	Duke (-/2)	L, 69-82	ESPN

#### ACC Tournament, Charlotte, N.C.

12	vs. Notre Dame (-/-)	W, 76-56	ESPN
13	vs. Wake Forest (-/-)	W, 68-59	ESPN
14	vs. Duke (-/1)	L, 71-74	ESPN

#### NCAA First Four, Dayton, Ohio

18	vs. No. 11 San Diego St (-/-)	W, 95-68	TruTV
----	-------------------------------	----------	-------

#### NCAA South Regional, Milwaukee, Wis.

21	vs. No. 6 Ole Miss (-/-)	L, 64-71	TNT
----	--------------------------	----------	-----

### SEASON REVIEW

• Carolina was 23-14 overall, a No. 11 seed in the NCAA South Regional, tied for fourth in the ACC at 13-7 and advanced to the semifinals in the ACC Tournament.

• The Tar Heels went 2-1 in the ACC Tournament and 1-1 in the NCAA Tournament, defeating San Diego State by 27 points in the First Four in Dayton and losing, 71-64, to No. 6 seed Ole Miss in the first round in Milwaukee.

• It was the 55th time in 72 years of competing as a member of the ACC the Tar Heels have won 20 or more games.

• Overall, it was the 65th time the Tar Heels won 20 or more games.

• Carolina tied Wake Forest and SMU for fourth place in the 18-team ACC. It was the 62nd time in 72 seasons the Tar Heels finished in the top four in the ACC.

• Carolina went 8-6 against non-ACC teams. The non-conference losses were against Kansas, Auburn, Michigan State, Alabama, Florida and Ole Miss, the first five of which were top-10 teams.

• Carolina won nine of its final 12 games, including a season-long six game winning streak from February 19-March 4.

• The Tar Heels played one of the toughest non-conference schedules in the country (No. 5 by the NET, second-hardest in a major conference behind only Memphis, and No. 7 by KenPom).

• Seven of Carolina's 14 losses came against NCAA No. 1 seed Duke (three times), No. 1 seed Auburn, No. 1 seed Florida, No. 2 seed

	All Games	ACC Regular Season
Points/Game	80.7	77.8
Scoring Defense	74.7	73.4
Scoring Margin	+6.0	+4.4
FG%	.475	.479
3FG%	.356	.370
3FGs/Game	8.0	7.8
FT%	.741	.741
FG% Defense	.432	.436
3FG% Defense	.335	.335
Oppt 3FGs/Game	7.8	7.3
Rebounds/Game	36.7	35.6
Offensive Rebs/Game	9.8	9.7
Rebound Margin	+3.0	+3.4
Assists/Game	14.8	14.7
Turnovers/Game	10.7	11.0
Assists/Turnovers	1.4	1.3
Turnovers Forced/Game	10.9	10.4

#### KenPom.com

Overall Ranking	31
Offensive Efficiency	119.2 (21)
Defensive Efficiency	98.9 (47)
Effective FG Pct.	54.1 (52)
Turnover Pct.	15.1 (41)
Offensive Rebound Pct.	29.1 (206)
FTA/FGA	34.8 (125)
Strength of Schedule	44

	23 Wins	14 Losses
Points Per Game	85.3	73.3
Oppt Points Per Game	70.2	82.1
FG%	.502	.433
Oppt FG%	.405	.476
3FG%	.406	.274
Oppt 3FG%	.330	.343
3FGs Per Game	9.1	6.1
Oppt 3FGs Per Game	7.7	8.0
FT%	.744	.734
FTs Made/Attempted	17.0-22.9	13.0-17.7
Oppt FT%	.728	.757
Oppt FTs Made/Attempted	12.4-17.1	16.2-21.4
Rebound Margin	+7.2	-4.0
Assists/Turnovers	368/246 (1.5)	179/151 (1.2)
Oppt A/TO	261/249 (1.0)	206/154 (1.3)



RJ Davis finished his career as Carolina's all-time leader in three-pointers, free throw shooting and games and second in scoring.

Alabama and No. 2 seed Michigan State.

• In addition to those seven losses to top-two seeds, UNC also lost at Clemson, Kansas (at the time ranked No. 1) and Louisville.

• The Tar Heels played three of the top four, five of the top seven and eight of the top 25 teams in the final (April 8) Associated Press poll.

• Carolina played No. 1 Florida, No. 3 Duke three times, No. 4 Auburn, No. 6 Alabama, No. 7 Michigan State, No. 18 Ole Miss, No. 21 Louisville and No. 22 Clemson.

• Not only was UNC's non-conference schedule one of the most challenging in the country, the Tar Heels also played the second-most away games against the top-six teams in the ACC standings (Duke, Louisville, Clemson, Wake Forest, Carolina and SMU), a product of the unbalanced schedule in an 18-team league.

• Duke played each of the other five teams on the road, while UNC and Wake Forest played four of the other five on the road. By con-



# 2024-25 NOTES



trast, Clemson played only two road games and Louisville and SMU played only once on the road against the other teams in the top six.

- Carolina went 6-6 on the road, including 5-5 in the ACC.
- Carolina is 24-16 in ACC road games under head coach Hubert Davis.
- RJ Davis averaged 17.2 points to lead the Tar Heels in scoring for the second straight season. Freshman Ian Jackson (11.9) and Seth Trimble (11.6) also averaged double figures.
- Davis finished his five-year career as the ACC's all-time leader in games played (175) and double-figure scoring games (140) and Carolina's all-time leader in three-pointers (359) and free throw percentage (.861).
- Davis scored 2,725 points, the second most in Carolina history and third most in ACC history.
- Davis and Ian Jackson earned All-ACC honors. Davis was voted to the All-ACC second team, receiving the sixth-most votes from the 81 individuals who selected the award winners. Jackson was voted to the All-Freshman Team. He was the third-leading vote getter for the rookie team and also finished third in the balloting for the Sixth Man Award.
- Ven-Allen Lubin, a 6-8 junior forward who started 20 times, was named second-team All-ACC Tournament. Lubin, who played his first two seasons at Notre Dame and Vanderbilt, led Carolina in scoring (15.7), rebounding (11.0) and blocks (6) in the three games. He had double-doubles in all three games, becoming just the fifth Tar Heel with three double-doubles in a single ACC Tournament.
- Carolina's 74-71 loss to Duke in the ACC Tournament semifinals was its 11th one-possession game of the season (games decided by one, two or three points). Those were the most played by the Tar Heels in the three-point era, which began in 1986-87. The 2010-11 team played nine one-possession games and won eight.
- The Tar Heels' six one-possession wins this season were the second most in the three-point



**Hubert Davis has led Carolina to 56 regular-season ACC wins, the second-most in the conference in his four seasons as head coach. Davis is 8-3 in the NCAA Tournament with wins over three national championship-winning coaches.**

era. UNC won eight in 2010-11, six this season and five in 1998-99 (5-3), 2002-03 (5-2) and 2016-17 (5-1).

**100 Wins for Hubert:** The ACC Tournament quarterfinal win over Wake Forest was the Hubert Davis' 100th in 143 games as Carolina's head coach (now 101-45).

- Davis became the third fastest to 100 wins in UNC history and the sixth fastest in ACC history.
- Only Roy Williams (129 games) and Frank McGuire (139) reached 100 wins in fewer games for the Tar Heels. Duke's Vic Bubas (128 games), Williams, Wake Forest's Skip Prosser (136), McGuire and Maryland's Lefty Driesell (142) are the only ACC coaches to win 100 in fewer games.
- Davis was the first Carolina coach to win 20 or more games in each of his first four seasons.
- Davis has led UNC to 56 regular-season ACC wins in the last four seasons. Only one other school (Duke with 64) has more regular-season ACC wins in the last four seasons.

**Runs and Rallies:** Three times the Tar Heels came back to win after falling behind by double digits, and the season was notable for several other games when Carolina trailed by 20 or more points but rallied to make a game of it.

- Dayton led the Tar Heels by 21 points in the second half, but UNC forced overtime and won, 92-90; UNC trailed UCLA by 16 points with 12:35 in New York but RJ Davis hit the go-ahead and game-winning free throws with 13 seconds to play in a 76-74 victory; and Wake Forest led, 14-3, in the ACC quarterfinals but the Tar Heels eventually pulled away for a nine-point win.
- Carolina trailed Dayton by 21 points with 17:36 to play then outscored the Flyers, 57-34, to win by two.
- The 21-point comeback tied the second largest in UNC history and equaled the largest sec-

## TABLE OF CONTENTS

page(s)

ACC/NCAA Stat Rankings	5
UNC's Record When...	5
Roster	6
Schedule	7
Head Coach Hubert Davis	8-9
No. 0 – Ty Claude	10
No. 2 – James Brown	11
No. 3 – Elliot Cadeau	12-13
No. 4 – RJ Davis	14-16
RJ Davis in the Record Books	17
No. 5 – Cade Tyson	18
No. 7 – Seth Trimble	19-20
No. 9 – Drake Powell	21
No. 11 – Ian Jackson	22
No. 13 – Jalen Washington	23-24
No. 22 – Ven-Allen Lubin	25-26
No. 24 – Jae'lyn Withers	27-28
Career Highs	29
Postgame Notes	30-45
Game-by-Game Team Stats	46
Season Highs and Lows	47
Hubert Davis Era Highs and Lows	48
Miscellaneous Stats	49
Plus/Minus	50
Specialty Stats/Starters	51
Last Time It Happened	52-58
2024-25 Box Scores	59-68
Carolina Basketball History, All-Time Scorers	69
Carolina Basketball History By the Numbers	70-71
Tar Heels in the AP Poll History	72
Single-Game UNC & Player Records	73-74
2024-25 Photo Roster	75
2024-25 Statistics	76-81

ond-half comeback in UNC history. It was the largest comeback since trailing Florida State by 21 (in the second half) on 1/27/1993.

- Other notable deficits and comebacks included the 74-71 loss at Kansas, where UNC trailed by 20 in the first half but led 87-83 with 3:15 to play; Duke led by 24 with 17:00 to play in the ACC semifinal before the Tar Heels went on a 43-20 run to close within a point; and Ole Miss led Carolina by 22 early in the second half but UNC pulled within two points with a minute to play.
- On the flip side, Carolina led by at least 10 points in nine of the last 12 games and had a seven-point lead in the second half at home vs. Duke in another. Over the final dozen games UNC led by 11 at Syracuse, 32 vs. NC State, 20 vs. Virginia, 16 at Florida State, 21 vs. Miami, 36 at Virginia Tech, 24 vs. Notre Dame, 10 vs. Wake Forest and 40 vs. San Diego State.
- Carolina's 40-point lead in the First Four vs. the Aztecs was its second largest of the season, trailing only the 52-point final margin over American.
- UNC led by double digits in 19 of the 37 games (11 of the last 15) and trailed by 10 or more 15 times (including four of the last six games vs. Duke, Wake Forest, Duke and Ole Miss).
- UNC led by five or fewer points with 5:00 remaining three times (beat Georgia Tech and lost to Kansas and Stanford) and trailed by five or fewer points 10 times (beat Dayton, UCLA, Notre Dame, Boston College, Pitt and Wake Forest and lost at Louisville, at Wake Forest, at Pitt and Ole Miss). The score was tied once (in the loss to Florida).

### Sports Information & Media Relations

**Contacts:** Steve Kirschner (919-475-2695, [stevekirschner@unc.edu](mailto:stevekirschner@unc.edu)) and Matt Bowers (919-619-7021, [mattbowers@unc.edu](mailto:mattbowers@unc.edu))

**Web:** GoHeels.com

**Carolina Basketball X:** @UNC\_Basketball

**Stats & Notes X:** @UNCMBBStats

**Instagram:** UNC\_Basketball

**YouTube:** UNC\_Basketball



To access the media central landing page on GoHeels.com for notes, stats, media guide and record book.

## POINTS PER 100 POSSESSIONS

Opponent	Offensive Efficiency	Defensive Efficiency	Net
Elon, W	120.6	101.8	20.5
at Kansas, L	115.0	118.9	-3.9
American, W	144.2	74.1	70.1
at Hawai'i, W	127.4	101.1	26.3
vs. Dayton, W	118.5	115.9	2.6
vs. Auburn L	97.2	114.8	-17.6
vs. Michigan State, L	114.0	117.7	-3.7
Alabama, L	94.7	112.7	-18.0
Georgia Tech, W	89.2	85.3	3.9
La Salle, W	121.5	87.5	34.0
vs. Florida, L	107.1	114.8	-7.7
vs. UCLA, W	105.5	102.7	2.8
Campbell, W	136.6	114.1	22.5
at Louisville, L	93.0	110.3	-17.3
at Notre Dame, W	109.2	107.7	1.5
SMU, W	109.1	89.1	20.0
at NC State, W	99.6	96.4	3.2
Cal, W	110.1	73.8	36.3
Stanford, L	106.7	108.2	-1.5
at Wake Forest, L	90.7	92.0	-1.3
Boston College, W	135.7	127.7	8.0
at Pitt, L	98.7	110.8	-12.1
at Duke, L	108.1	134.3	-26.2
Pitt, W	106.6	105.0	1.6
at Clemson, L	92.9	121.5	-28.6
at Syracuse, W	126.3	117.7	8.6
NC State, W	139.6	105.0	34.6
Virginia, W	124.0	101.0	23.0
at Florida State, W	143.3	126.8	16.5
Miami, W	131.7	104.5	27.2
at Virginia Tech, W	135.0	87.5	47.5
Duke, L	101.9	121.1	-19.2
vs. Notre Dame, W	117.1	86.3	30.8
vs. Wake Forest, W	96.2	83.5	12.7
vs. Duke, L	103.8	108.2	-4.4
vs. San Diego State, W	135.4	96.9	38.5
vs. Ole Miss, L	91.1	101.0	-9.9
<b>Average</b>	<b>119.1</b>	<b>98.9</b>	<b>20.2</b>

• The losses to Stanford and Wake Forest in January were just the fourth time ever Carolina lost by a point in back-to-back games. The other instances include the 1929-30 season (Loyola Chicago and Duke), 1940-41 (Fordham and St. Joseph's) and 1967-68 (South Carolina and Duke).

**Make or Miss, Three-Pointers Were Key:** Field goal shooting, rebounding and turnovers were as usual determining factors, but nothing stood out as much this season as Carolina's three-point shooting.

- The Tar Heels went 21-5 when they made 30% or better from three-point range, 10-0 when they made at least 40% and 5-0 when they hit 50% or better.
- Conversely, UNC was just 2-9 when it made under 30% from three, including nine of its last 11 losses (the pair of wins came against Georgia Tech and the January win at Notre Dame).
- Overall, Carolina shot 40.6% from three in its 23 wins and 27.4% in the 14 losses.
- Carolina was 10-3 when it made more three-pointers than its opponents, something the Tar Heels did only two times in their first 15 games and 11 times in the last 22.
- The Tar Heels were 7-10 when the opponents made more threes, including losses in five of the last six times that occurred.
- The Tar Heels shot better than 40% from three-point range in eight of the last 14 games and won all eight of those games. They had shot 40% or better only three times in the first 23 games.
- Over the last 14 games, the Tar Heels were 128 for 312 (41.0%) from three. Over the first



**Ian Jackson scored 20 or more points eight times, with a high of 27 in the win at Notre Dame.**

23 games Carolina shot just 31.9% from beyond the arc.

- Carolina made 8.0 three-pointers per game, the sixth-most in UNC single-season history.
- Carolina made 10 or more three-pointers in five of its first 25 games and 10 or more in six of the last 12 games.
- For the season, UNC shot 35.6% from three, the eighth time in the last 16 seasons the Tar Heels shot 35% or better.
- The Tar Heels made 14 three-pointers and shot a season-high 58.3% in the NCAA First Four win over San Diego State.
- The 14 threes were the most ever by Carolina in an NCAA Tournament game. RJ Davis was 6 for 6 vs. the Aztecs, a season high that tied the Tar Heels' NCAA Tournament record for made threes and set the mark for most threes without a miss.
- The 13 threes Carolina made vs. Notre Dame in Charlotte were its most in an ACC Tournament game since UNC made 13 against Miami in the 2013 finals.
- Carolina made 15 threes at Virginia Tech on March 4, equaling the most in a game in Hubert Davis' four seasons as head coach. It was the seventh time ever Carolina made 15 or more threes in a game.
- From Florida State on February 24 through the Notre Dame game on March 12, the Tar Heels made 57 three-pointers, more than any five-game span in Carolina Basketball history. That included 10 at Florida State, 10 vs. Miami, 15 at Virginia Tech, 9 vs. Duke and 13 vs. Notre Dame.
- RJ Davis began the season 35 for 125 (28%) from three-point range through January 15. Over the last 19 games, Davis was 50 for 115 from three (43.5%). That was higher than his previous season best, which was 39.8% a year ago when he won the Jerry West Award as the top shooting guard in the country.
- Jae'Lyn Withers' seven 3FGs against Notre Dame were the most by a Tar Heel this season (most since RJ Davis made seven against Miami last year). Withers hit 7 of 10, also the highest percentage (.700) in a game this season.

**When the Ball Goes in the Basket:** Carolina went 12-1 when it shot 50% or better from the floor and 11-13 when shooting under 50%.

- Overall, the Tar Heels shot 47.5% from the floor, their highest season-long field goal percentage since shooting 48.2% in 2015-16.
- Carolina shot 47% or better in 10 of the last 14 games (won nine of those 10, all except the ACC semifinal vs. Duke).
- Including four halves when it shot 60% or better, Carolina shot at least 50% from the floor in 13 of its last 23 halves.
- The Tar Heels shot 50% from the floor in at least one half in 13 of the last 17 games.
- Carolina was 11-0 when holding the opponents below 40%, a benchmark it met in all three of its postseason wins in the ACC and NCAA Tournaments.
- Carolina shot 58.9% from the floor in beating Miami (March 1) and Virginia Tech (March 4). It was the first time the Tar Heels shot that well in consecutive games since the 2008 NCAA Tournament, when UNC shot 60.6% vs. Mt. St. Mary's and 67.7% vs. Arkansas.
- Carolina shot 54.5% from two-point range, its highest two-point percentage since 2006-07, when the Tar Heels shot 54.6% from inside the arc.

**Scoring Picked Up Late Season:** Carolina was second in the ACC and 28th in the country in scoring at 80.7 points per game.

- The Tar Heels scored 988 points in the last 12 games, an average of 82.3 points per game. From the Syracuse game through Virginia Tech, UNC scored 80 or more in six straight ACC games for the first time since a seven-game stretch from January 3-26, 2017.
- UNC scored 96 at Florida State, 97 vs. Miami and 91 at Virginia Tech (94.7 ppg), the first time it scored 90 or more points in three straight ACC games since January 8-14, 2017.
- Carolina went on 11-0 runs against both San Diego State and Ole Miss in the NCAA Tournament. Those were the 18th and 19th games Carolina had at least one 10-0 run. The Tar Heels went on a 10-0 run or better in eight of the last 11 games and scored nine straight against Duke in the ACC semifinal as part of a 43-20 run that cut the Blue Devils' lead from 24 to one.
- Carolina also outscored the Blue Devils, 35-13, over a 12-and-a-half-minute stretch midway through the March 8 game in Chapel Hill.

**Controlling the Boards Was Key:** Carolina went 18-4 when it had more rebounds and 5-10 when it was beaten on the boards.

- There was an 11-rebound swing in Carolina's wins and losses. The Tar Heels were plus 7.2 rebounds per game in their wins and minus 4.0 per game on the boards in the losses. The opponents out-rebounded the Tar Heels in 10 of the 14 losses, including a 40-34 edge for Ole Miss in the first round of the NCAA Tournament.
- Carolina was 13-4 when it scored more second-chance points and 9-9 when the opponents scored more (the teams were even in the win over SMU and loss to Auburn).
- The only losses when Carolina had more second-chance points were a three-point loss at Kansas, the loss to Alabama and the three-point loss in the ACC semifinals to Duke. In those losses, the Jayhawks turned the ball over just four times and shot 49%, Alabama was a plus 21 from three-point range and the Blue Devils



**Seth Trimble was one of three Tar Heels to average in double figures. He led the team in steals, was second in rebounding and free throw shooting and third in scoring.**

held on to a 21-point halftime lead.

- Carolina was plus 75 on the glass in the last 11 games, outrebounding its opponents in eight of the 11 (all except two losses to Duke and the loss to Ole Miss).

**Scoring Efficiency:** The Tar Heels were 21st in the country in offensive efficiency (119.2 points per 100 possessions).

- This was the third time in Hubert Davis' four seasons as head coach the Tar Heels ranked in the top 25 in the country (out of 364 teams) in offensive efficiency (18th in 2021-22, 51st in 2022-23, 15th in 2023-24 and 21st in 2024-25).

- The Tar Heels went 17-2 when holding opponents at or below 105 points per 100 possessions, dropping games only to Wake Forest and Ole Miss.

- The Tar Heels averaged 10.73 turnovers, the second-fewest in Carolina history. The three lowest averages and four of the five lowest have come in Hubert Davis' four seasons as head coach.

**Fewest Turnovers Per Game, UNC History**

10.08 in 2023-24

**10.73 in 2024-25**

10.76 in 2022-23

10.78 in 2015-16

11.6 in 2021-22

- RJ Davis led Carolina in plus/minus at plus 212 with Elliot Cadeau and Ven-Allen Lubin next at 190 and 185, respectively.

- Drake Powell led UNC in plus/minus 10 times, most on the team. Eight of the 10 games he led UNC were ACC games. Cadeau was second with seven, while Davis, Seth Trimble and Jae'Lyn Withers were next leading five times apiece.

**More From Wins & Losses:** Carolina shot 50.2% from the floor in its 23 wins, which was nearly 10% better than its opponents (40.5%). However, in the 14 losses, the opponents out-shot the Tar Heels 47.6 to 43.3%.

- Carolina was 12-1 and is 232-10 in the last 22 seasons when it shoots 50% from the floor.

- UNC was 19-5 when it shot even 45% or better from the floor.
- The opponents averaged 82.1 points in UNC's losses and just 70.2 when the Tar Heels won. Carolina allowed 80 or more points nine of its 14 losses.
- The win over San Diego State in the NCAA First Four was UNC's 16th in a row when the opponents shoot under 40%.
- Carolina went 16-4 when it made the same number or more three-pointers and 7-10 when the opponents made more 3FGs.
- The Tar Heels went 16-5 when they attempted 20 or more free throws and 7-9 when it attempted fewer than 20.
- UNC was 15-3 when it made more free throws (losses to Kansas, Stanford and Duke in the ACC Tournament) and 8-11 when making an equal number or fewer free throws.

**Carolina Basketball:** This was the 115th season of Carolina Basketball. The Tar Heels have won seven national championships (six NCAA Tournament titles), played in a record 21 Final Fours, won a record 134 NCAA Tournament games, played in the NCAA Tournament 54 times, been a No. 1 seed a record 18 times, won a record 33 regular-season ACC titles, won 18 ACC Tournament championships and have had 10 former players inducted in the Naismith Hall of Fame.

- Carolina has the second-highest winning percentage (.733) and third-most wins (2,395) in college basketball history.
- The Tar Heels are led by Hubert Davis, in his fourth season as head coach at his alma mater. The 2022 National Coach-of-the-Year winner and 2024 Atlantic Coast Conference Coach of the Year has led UNC to a 101-45 record.

- Carolina went 13-7 in ACC regular-season play. The Tar Heels have 771 regular-season ACC wins, more than any other program.

- Carolina is the only major program in the country whose six coaches all played at their alma mater. Davis played for Hall of Famer Dean Smith from 1988-92. Jeff Lebo (1985-89) and Pat Sullivan (1990-95) also played at UNC for Smith, Brad Frederick played for Smith and Bill Guthridge (1996-99) and Sean May (2002-05) and Marcus Paige (2012-16) played for Hall of Famer Roy Williams.

- Vince Carter and Water Davis were inducted in the Naismith Hall of Fame in Springfield, Mass., in October. They are the 13th and 14th Tar Heels inducted, the second most among all college basketball programs (Kansas).

- They were the seventh and eighth inducted as players, which is more than any other college's alumni in the Hall's history.

- They were the ninth and 10th individuals who played collegiately for Dean Smith. No other coach has more former players inducted in the Naismith Hall of Fame.

- Lennie Rosenbluth was one of eight honorees in the Collegiate Basketball Hall of Fame Class of 2024. Rosenbluth, star forward on the 1957 undefeated NCAA championship team, became the 15th Tar Heel player or coach selected for induction in the Collegiate Basketball Hall of Fame.

**RJ Third in ACC Scoring:** RJ Davis concluded his brilliant five-year career as Carolina's second-leading scorer with 2,725 points, the third most in ACC history behind UNC's Tyler Hansbrough and Duke's JJ Redick.

- Davis played in 175 games as a Tar Heel, sur-



**Ven-Allen Lubin led UNC in rebounding, offensive boards and blocks and field goal shooting. His FG percentage (.684) was the second-highest in UNC history among players with 100 made FGs.**

passing former teammate Armando Bacot (169) for the all-time ACC and UNC records.

- Davis never missed a game in five seasons.
- Davis is Carolina's all-time leader and fourth in ACC history with 359 three-pointers.
- Davis has the highest free throw percentage ever by a Tar Heel (86.1%), 10th best in ACC history. The ACC leader in free throw shooting in 2023, he was second in the league last season and third this year, both at 87.3%.
- Davis averaged 15.6 points in 175 games, the eighth-highest by a Tar Heel guard.
- In 2023-24, Davis became the 19th Tar Heel to earn consensus first-team All-America honors. Those 19 players have won consensus first-team All-America honors a total of 28 times.

**POINTS – CAREER, ACC**

Player	Years	Points
Tyler Hansbrough, UNC	2005-09	2,872
J.J. Redick, Duke	2002-06	2,769
<b>RJ Davis</b>	<b>2020-25</b>	<b>2,725</b>
Dickie Hemric, WF	1951-55	2,587
Johnny Dawkins, Duke	1982-86	2,556

**POINTS – CAREER, UNC**

Player	Years	Points
Tyler Hansbrough	2005-09	2,872
<b>RJ Davis</b>	<b>2020-25</b>	<b>2,725</b>
Armando Bacot	2019-	2,347
Phil Ford	1974-78	2,290
Sam Perkins	1980-84	2,145

**POINTS – CAREER, UNC GUARDS**

Player	Years	Points
<b>RJ Davis</b>	<b>2020-25</b>	<b>2,725</b>
Phil Ford	1974-78	2,290
Charlie Scott	1967-70	2,007
Marcus Paige	2012-16	1,844
Bobby Lewis	1964-67	1,836

**THREE-POINTERS – CAREER, UNC**

Player	Years	3FGs
<b>RJ Davis</b>	<b>2020-25</b>	<b>359</b>
Marcus Paige	2013-16	299
Joel Berry II	2014-18	266
Shammond Williams	1994-98	233
Wayne Ellington	2006-09	229

### UNC'S RECORD WHEN ... UNDER HUBERT DAVIS

	2024-25	Total
Home	12-3	53-9
Away	6-6	26-18
Neutral	5-5	22-18
Overtime	1-1	5-3
Leads at Half	21-3	78-10
Trails at Half	2-11	19-33
Tied at Half		4-2
UNC shoots 50% or better FG	12-1	35-1
UNC shoots 40-49.9% FG	9-11	54-27
UNC shoots under 40% FG	2-2	12-17
Opponents shoot 50% or better FG	2-4	6-15
Opponents shoot 40-49.9% FG	10-10	50-26
Opponents shoot under 40% FG	11-0	45-4
UNC has more rebounds	18-4	89-24
Opponents have more rebounds	5-10	12-20
Teams have same rebounds		0-1
UNC has more offensive rebounds	10-4	66-26
Opponents have more offensive rebounds	12-8	30-16
Teams have same offensive rebounds	1-2	5-3
UNC has more turnovers	12-5	50-25
Opponents have more turnovers	8-9	39-19
Teams have same number of turnovers	3-0	12-1
UNC scores 80 or more points	15-3	59-9
UNC scores less than 80 points	8-11	42-36
UNC scores 90 or more points	11-1	32-2
UNC scores 100 or more points	2-0	8-1
Opponents score 80 or more points	5-9	17-26
Opponents score less than 80 points	18-5	84-19
Opponents score 90 or more points	2-4	3-9
Opponents score 100 or more points		0-1
<b>OVERALL RECORD</b>	<b>23-14</b>	<b>101-45</b>

### CURRENT STREAKS

Overall	Lost 1
Home	Lost 1
Road	Won 3
Neutral Site	Lost 1
vs. ACC Opponents (all games)	Lost 1
vs. Home Non-ACC	Won 2
vs. Home ACC	Lost 1
vs. Road Non-ACC	Won 1
vs. Road ACC	Won 3
AP-ranked opponents	Lost 4
Overtime	Won 1
UNC Scores 100 Points	Won 6
UNC Scores 90 Points	Won 8
UNC Scores 80 Points	Won 10
UNC Scores Fewer than 80 Points	Lost 2
UNC Scores Fewer than 70 Points	Lost 1
UNC Scores Fewer than 60 Points	Won 1
Opponents Score 80 or More Points	Lost 1
Opponents Score Fewer Than 80 Points	Lost 1
Opponents Score Fewer Than 70 Points	Won 6
Opponents Score Fewer Than 60 Points	Won 27
UNC Leads at the Half	Won 10
Tied at the Half	Won 1
UNC Trails at the Half	Lost 6
UNC Shoots 50% Field Goals	Won 9
UNC Shoots Under 40% Field Goals	Lost 1
Opponents Shoot 50% Field Goals	Lost 1
Opponents Shoot Under 40% Field Goals	Won 16
UNC Makes 7 or More 3FGs	Won 3
UNC Makes 10 or More 3FGs	Won 9
Opponents Make 10 or More 3FGs	Lost 2
UNC Makes More 3FGs	Won 7
Opponents Makes More 3FGs	Lost 3
UNC Makes 20 Free Throws	Won 4
UNC Makes More Free Throws	Won 1
Opponents Make More Free Throws	Lost 1
UNC Has More Rebounds	Won 8
Opponents Have More Rebounds	Lost 3
UNC Has More Turnovers	Won 7
Opponents Have More Turnovers	Lost 3

### ACC & NCAA TEAM STAT RANKINGS

Category	Value	NCAA	ACC
Scoring	80.7	28	2
Scoring Defense	74.7	256	14
Scoring Margin	+6.0	82	5
FG%	.475	42	3
3FG%	.356	85	5
3FGs	8.0	143	7
3FG Attempts	22.4	187	9
FT%	.741	107	10
Free Throws	15.5	74	3
Free Throw Attempts	20.9	82	4
FG% Defense	.432	131	8
3FG% Defense	.335	173	9
Rebounds/Game	36.7	105	7
Offensive Reb/Game	9.8	240	15
Rebound Margin	+3.0	98	5
Assists/Game	14.8	94	4
Turnovers/Game	10.7	77	7
Assist/Turnovers	1.4	60	3

### ALL-TIME RECORDS/RANKINGS

Seasons: 2024-25 was the 115th  
 All-Time: 2395-874 (.733)  
 ACC Regular-Season: 771-320 (.707)  
 All-Time Home: 1,063-201 (.841)  
 Dean E. Smith Center: 489-90 (.845)  
 Smith Center ACC: 257-71 (.784)  
 Smith Center Non-Conference: 232-19 (.924)

	National Rank	Total
Wins	3rd	2,395
Winning Percentage	2nd	.733
NCAA Tournament Titles	3rd	6
Final Fours	1st	21
NCAA Tournaments	2nd	54
NCAA Tournament No. 1 Seeds	1st	18
NCAA Tournament Games	2nd	185
NCAA Tournament Wins	1st	134
NCAA Tournament Win Pct.	2nd	.724
ACC Regular-Season Titles	1st	33
ACC Regular-Season Wins	1st	771
ACC Tournament Titles	2nd	18
ACC Tournament Finals	1st	36
ACC Tournament Wins	2nd	110
Ranked in Final AP Poll	2nd	52
No. 1 in Final AP Poll	4th	6
Top 5 in Final AP Poll	T-2nd	24
Top 10 Final AP Poll	3rd	39
Weeks in AP Poll	2nd	962
Weeks in Top 5 AP Poll	2nd	442
Weeks in Top 10 AP Poll	3rd	708
Wins over AP No. 1	1st	14
NBA First-Round Draft Picks	3rd	54
NBA Draft Picks	3rd	118
1,000-Point Scorers	1st	81
Olympic Gold Medalists	2nd	10
Naismith Hall of Famers	2nd	14

### 2024-25 PLUS/MINUS LEADERS

Player	Plus/Minus
RJ Davis	+212
Elliot Cadeau	+190
Ven-Allen Lubin	+185
Drake Powell	+170
Seth Trimble	+138
Jae'Lyn Withers	+117
Cade Tyson	+87
Jalen Washington	+55
Ian Jackson	-8

*includes players who averaged 10+ minutes*

### UNC'S RECORD IN 2024-25 WHEN...

	2024-25	Career
Six players score in double figures	2-1	
Five players score in double figures	5-2	
Four players score in double figures	6-2	
Three players score in double figures	9-6	
Two players score in double figures	1-3	
One player scores in double figures		
Davis scores in double figures	21-13	95-45
Cadeau scores in double figures	9-9	16-9
Jackson scores in double figures	14-5	-
Lubin scores in double figures	10-6	-
Powell scores in double figures	6-4	-
Trimble scores in double figures	16-8	23-8
Tyson scores in double figures	2-0	-
Washington scores in double figures	5-0	9-1
Withers scores in double figures	7-2	11-2
Cadeau leads UNC in scoring	1-0	1-0
Davis leads UNC in scoring	10-8	41-22
Jackson leads in scoring	8-2	-
Lubin leads in scoring	1-1	-
Powell leads UNC in scoring	0-2	-
Trimble leads UNC in scoring	1-2	1-2
Tyson leads UNC in scoring	1-0	-
Washington leads UNC in scoring	1-0	1-0
Withers leads UNC in scoring	2-0	2-0
Lubin w/10 or more rebounds	3-1	-
Trimble w/10 or more rebounds	2-1	2-1
Washington w/10 or more rebounds	1-0	1-0
Withers w/10 or more rebounds	3-0	5-0
Cadeau has a double-double	1-1	1-1
Davis has a double-double		4-1
Lubin has a double-double	3-1	-
Trimble has a double-double	2-1	2-1
Washington has a double-double	1-0	1-0
Withers has a double-double	3-0	5-0
Two or more players score 20 points	2-0	-
Davis scores 20 or more points	9-3	36-11
Jackson scores 20 or more points	6-2	-
Lubin scores 20 or more points	0-1	-
Trimble scores 20 or more points	1-0	1-0
Tyson scores 20 or more points	1-0	-
Withers scores 20 or more points	1-0	1-0
Davis scores 30 points	1-0	5-1
Davis scores 40 points		1-0
Davis w/20+ points and 5+ assists	6-0	18-2
Davis w/more assists than turnovers	17-9	85-31
Davis w/more turnovers than assists	1-3	18-15
Davis w/five or more assists	10-3	38-10
Cadeau more assists than turnovers	15-10	36-16
Cadeau more turnovers than assists	4-1	10-2
Cadeau five or more assists	16-10	26-15
Cadeau 10 or more assists	5-1	6-1
Cadeau makes multiple 3FGs	3-4	4-5
Davis makes multiple 3FGs	17-8	77-27
Jackson makes multiple 3FGs	11-4	-
Powell makes multiple 3FGs	6-2	-
Trimble makes multiple 3FGs	5-1	6-2
Tyson makes multiple 3FGs	3-0	-
Washington makes multiple 3FGs		3-0
Withers makes multiple 3FGs	8-1	7-1

### 2024-25

UNC scores more 2nd chance points	13-4
Oppt scores more 2nd chance points	9-9
2nd chance points equal	1-1
UNC scores more points off turnovers	13-7
Oppt scores more points off turnovers	9-6
Points off turnovers equal	1-1
UNC scores more fastbreak points	18-11
Oppt scores more fastbreak points	3-1
Fastbreak points equal	2-2
UNC scores more points in the paint	19-9
Oppt scores more points in the paint	2-5
Points in the paint equal	2-0
UNC scores more bench points	14-6
Oppt scores more bench points	7-6
Bench points equal	2-2



# 2024-25 ROSTERS



## ALPHABETICAL

No.	Player	Yr.	Pos.	Ht.	Wt.	Date of Birth	Hometown	Previous College/High School
2	James Brown	Fr.	F	6-10	215	11/16/05	Aurora, Ill.	Link Academy (Branson, Mo.)
3	Elliot Cadeau	So.	G	6-1	180	9/4/04	West Orange, N.J.	Link Academy (Branson, Mo.)
0	Ty Claude	Gr.	F	6-7	230	7/24/00	Goldsboro, N.C.	Georgia Tech/Moravian Prep (Hudson, N.C.)
6	Elijah Davis	Sr.	G/F	6-3	215	4/1/02	Chapel Hill, N.C.	Lynchburg/Jordan (Durham, N.C.)
4	RJ Davis	Gr.	G	6-0	180	10/21/01	White Plains, N.Y.	Archbishop Stepinac
14	Russell Hawkins	So.	G	6-1	175	11/4/04	Charlotte, N.C.	Mallard Creek
15	John Holbrook	Fr.	F	6-8	230	12/22/05	Hickory, N.C.	Hickory
11	Ian Jackson	Fr.	G	6-4	190	2/14/05	The Bronx, N.Y.	Our Saviour Lutheran
22	Ven-Allen Lubin	Jr.	F	6-8	230	1/23/04	Orlando, Fla.	Vanderbilt/Orlando Christian
30	Dante Mayo Jr.	Fr.	G	6-1	175	4/25/06	Gaithersburg, Md.	Richard Montgomery (Rockville, Md.)
9	Drake Powell	Fr.	G/F	6-6	195	9/8/05	Pittsboro, N.C.	Northwood
7	Seth Trimble	Jr.	G	6-3	195	8/9/04	Menomonee Falls, Wis.	Menomonee Falls
5	Cade Tyson	Jr.	G/F	6-7	200	8/11/03	Monroe, N.C.	Belmont/Carmel Christian (Matthews, N.C.)
13	Jalen Washington	Jr.	F	6-10	235	2/21/04	Gary, Ind.	West Side Leadership Academy
24	Jae'Lyn Withers	Gr.	F	6-9	220	12/20/00	Charlotte, N.C.	Louisville/North Mecklenburg (Huntersville, N.C.)

**Head Coach:** Hubert Davis (13th year at UNC, 4th year as head coach)

**Assistant Coaches:** Brad Frederick (12th year at UNC, 8th year as assistant coach); Jeff Lebo (4th year at UNC); Sean May (10th year at UNC, 4th year as assistant coach), Pat Sullivan (8th season at UNC), Marcus Paige (2nd season at UNC, 1st as JV coach)

**Director of Operations:** Eric Hoots (20th year)

**Director of Strength and Conditioning:** Jonas Sahratian (21st year)

**Athletics Trainer:** Doug Halverson (12th year)

**Assistant to the Director of Operations:** Kiersten Steinbacher

**Graduate Managers:** Creighton Lebo, Beau Maye

**Student Managers:** Ragan Copeland (head manager), James Rolf Blizzard, Jordan Carrier, Steven Dallas, Zach Dunn, Will Gurganious, Caroline Gwaltney, Avery Wilkerson

## NUMERICAL

No.	Player	Yr.	Pos.	Ht.	Wt.	Date of Birth	Hometown	Previous College/High School
0	Ty Claude	Gr.	F	6-7	230	7/24/00	Goldsboro, N.C.	Georgia Tech/Moravian Prep (Hudson, N.C.)
2	James Brown	Fr.	F	6-10	215	11/16/05	Aurora, Ill.	Link Academy (Branson, Mo.)
3	Elliot Cadeau	So.	G	6-1	180	9/4/04	West Orange, N.J.	Link Academy (Branson, Mo.)
4	RJ Davis	Gr.	G	6-0	180	10/21/01	White Plains, N.Y.	Archbishop Stepinac
5	Cade Tyson	Jr.	G/F	6-7	200	8/11/03	Monroe, N.C.	Belmont/Carmel Christian (Matthews, N.C.)
6	Elijah Davis	Sr.	G/F	6-3	215	4/1/02	Chapel Hill, N.C.	Lynchburg/Jordan (Durham, N.C.)
7	Seth Trimble	Jr.	G	6-3	195	8/9/04	Menomonee Falls, Wis.	Menomonee Falls
9	Drake Powell	Fr.	G/F	6-6	195	9/8/05	Pittsboro, N.C.	Northwood
11	Ian Jackson	Fr.	G	6-4	190	2/14/05	The Bronx, N.Y.	Our Saviour Lutheran
13	Jalen Washington	Jr.	F	6-10	235	2/21/04	Gary, Ind.	West Side Leadership Academy
14	Russell Hawkins	So.	G	6-1	175	11/4/04	Charlotte, N.C.	Mallard Creek
15	John Holbrook	Fr.	F	6-8	230	12/22/05	Hickory, N.C.	Hickory
22	Ven-Allen Lubin	Jr.	F	6-8	230	1/23/04	Orlando, Fla.	Vanderbilt/Orlando Christian
24	Jae'Lyn Withers	Gr.	F	6-9	220	12/20/00	Charlotte, N.C.	Louisville/North Mecklenburg (Huntersville, N.C.)
30	Dante Mayo Jr.	Fr.	G	6-1	175	4/25/06	Gaithersburg, Md.	Richard Montgomery (Rockville, Md.)

*note: heights listed are based on measurements wearing basketball shoes and, in some cases, orthotics*

## PRONUNCIATIONS

### Players

Elliot Cadeau (kuh-DOE)

Tyzhaun Claude (tie-ZHON clawed) prefers Ty

Ven-Allen Lubin (LEW-bin)

Jalen Washington (JAY-linn)

Jae'Lyn Withers (JAY-linn)

### Staff

Jeff Lebo (LEE-boe)

Jonas Sahratian (JOE-nus suh-RAY-shun)

### Hometown

Seth Trimble– Menomonee Falls, Wis. (muh-NAH-muh-nee)

## SOCIAL MEDIA

James Brown

Elliot Cadeau

Ty Claude

Elijah Davis

RJ Davis

John Holbrook

Ian Jackson

Ven-Allen Lubin

Dante Mayo Jr.

Drake Powell

Seth Trimble

Cade Tyson

Jalen Washington

Jae'Lyn Withers

## X (TWITTER)

@JamesBrownUNC13

@ElliotCadeau

@tyclaud0

@ariidavis\_

@John\_Holbrook

@LubinVen

@3d\_baller

@powellxdrake

@sethtrimble1

@cade\_tyson

@jalen\_w13

@jaelynwithers

## INSTAGRAM

jamesbrown.13

eillio

\_elijahdavis\_

ariidavis\_

\_johnholbrook\_

captainjack.22

venlubin.\_

dante\_mayoo

drakepoww

sethtrim

cadetyson

w.\_jalen

jaelynwithers



# 2024-25 SCHEDULE



DAY	DATE	OPPONENT	SITE	RESULTS	TV
Mon	Nov 4	Elon	Chapel Hill	W, 90-76 (1-0)	ACC Network
Fri	Nov 8	at Kansas (Allen Fieldhouse)	Lawrence, Kan.	L, 89-92 (1-1)	ESPN2
Fri	Nov 15	American	Chapel Hill	W, 107-55 (2-1)	ACC Network
Fri	Nov 22	at Hawai'i (SimpliFi Arena at Stan Sheriff Center)	Honolulu, Hawai'i	W, 87-69 (3-1)	ESPN2
<b>Maui Invitational (Lahaina Civic Center)</b>					
Mon	Nov 25	vs. Dayton	Lahaina, Maui, Hawai'i	W, 92-90 (4-1)	ESPN2
Tue	Nov 26	vs. Auburn	Lahaina, Maui, Hawai'i	L, 72-85 (4-2)	ESPN
Wed	Nov 27	vs. Michigan State	Lahaina, Maui, Hawai'i	L, 91-94 (ot) (4-3)	ESPN2
<b>ACC-SEC Challenge</b>					
Wed	Dec 4	Alabama	Chapel Hill	L, 79-94 (4-4)	ESPN
Sat	Dec 7	Georgia Tech	Chapel Hill	W, 68-65 (5-4, 1-0)	ACC Network
Sat	Dec 14	La Salle	Chapel Hill	W, 93-67 (6-4)	The CW
<b>Jumpman Invitational (Spectrum Center)</b>					
Tue	Dec 17	vs. Florida	Charlotte, N.C.	L, 84-90 (6-5)	ESPN
<b>CBS Sports Classic (Madison Square Garden)</b>					
Sat	Dec 21	vs. UCLA	New York, N.Y.	W, 76-74 (7-5)	CBS
Sun	Dec 29	Campbell	Chapel Hill	W, 97-81 (8-5)	ACC Network
Wed	Jan 1	at Louisville (KFC Yum! Center)	Louisville, Ky.	L, 70-83 (8-6, 1-1)	ACC Network
Sat	Jan 4	at Notre Dame (Purcell Pavilion)	Notre Dame, Ind.	W, 74-73 (9-6, 2-1)	CBS
Tue	Jan 7	SMU	Chapel Hill	W, 82-67 (10-6, 3-1)	ACC Network
Sat	Jan 11	at NC State (Lenovo Center)	Raleigh, N.C.	W, 63-61 (11-6, 4-1)	ACC Network
Wed	Jan 15	Cal	Chapel Hill	W, 79-53 (12-6, 5-1)	ACC Network
Sat	Jan 18	Stanford	Chapel Hill	L, 71-72 (12-7, 5-2)	The CW
Tue	Jan 21	at Wake Forest (LJVM Coliseum)	Winston-Salem, N.C.	L, 66-67 (12-8, 5-3)	ESPN
Sat	Jan 25	Boston College	Chapel Hill	W, 102-96 (ot) (13-8, 6-3)	The CW
Tue	Jan 28	at Pitt (Petersen Events Center)	Pittsburgh, Pa.	L, 65-73 (13-9, 6-4)	ESPN
Sat	Feb 1	at Duke (Cameron Indoor Stadium)	Durham, N.C.	L, 70-87 (13-10, 6-5)	ESPN
Sat	Feb 8	Pitt	Chapel Hill	W, 67-66 (14-10, 7-5)	ESPNU
Mon	Feb 10	at Clemson (Littlejohn Coliseum)	Clemson, S.C.	L, 65-85 (14-11, 7-6)	ESPN
Sat	Feb 15	at Syracuse (JMA Wireless Dome)	Syracuse, N.Y.	W, 88-82 (15-11, 8-6)	ESPN
Wed	Feb 19	NC State	Chapel Hill	W, 97-73 (16-11, 9-6)	ESPN
Sat	Feb 22	Virginia	Chapel Hill	W, 81-66 (17-11, 10-6)	ESPN2
Mon	Feb 24	at Florida State (Tucker Center)	Tallahassee, Fla.	W, 96-85 (18-11, 11-6)	ESPN
Sat	Mar 1	Miami	Chapel Hill	W, 92-73 (19-11, 12-6)	ESPN
Tue	Mar 4	at Virginia Tech (Cassell Coliseum)	Blacksburg, Va.	W, 91-59 (20-11, 13-6)	ESPNU
Sat	Mar 8	Duke	Chapel Hill	L, 69-82 (20-12, 13-7)	ESPN
<b>Atlantic Coast Conference Championship (Spectrum Center)</b>					
Wed	Mar 12	Second Round vs. Notre Dame	Charlotte	W, 76-56 (21-12)	ESPN
Thu	Mar 13	Quarterfinals vs. Wake Forest	Charlotte	W, 68-59 (22-12)	ESPN
Fri	Mar 14	Semifinals vs. Duke	Charlotte	L, 71-74 (22-13)	ESPN
<b>NCAA Tournament</b>					
Tue	Mar 18	First Four vs. San Diego State (UD Arena)	Dayton, Ohio	W, 95-68 (23-13)	TruTv
Fri	Mar 21	South Region 1st Round vs. Ole Miss (Fiserv Forum)	Milwaukee, Wis.	L, 64-71 (23-14)	TNT



# HEAD COACH HUBERT DAVIS



The 2024-25 season was Hubert Davis' fourth as head coach at his alma mater and his 13th on the Tar Heel coaching staff. It was the third time in four seasons Davis led Carolina to a berth in the NCAA Tournament and the third time the Tar Heels won at least one game in the NCAA Tournament.

Carolina's win over Wake Forest in the ACC quarterfinals on 3/13/2025 was Davis' 100th in 143 games as head coach. He became the third fastest to 100 wins in UNC history and sixth fastest in ACC history. Only Roy Williams (129 games) and Frank McGuire (139) reached 100 wins in fewer games for the Tar Heels, while Duke's Vic Bubas (128 games), Williams, Wake Forest's Skip Prosser (136), McGuire and Maryland's Lefty Driesell (142) are the only ACC coaches to win 100 in fewer games.

Davis (turns 55 on May 17, 2025) has won National and ACC Coach-of-the-Year honors, led the Tar Heels to 101 wins, a 56-24 record in ACC play, a Final Four berth, an ACC regular-season championship, 24 road wins and a No. 1 seed in the NCAA Tournament in his first four years as head coach. Two of his players – RJ Davis and Armando Bacot – are among the top-three scorers in Carolina history and set numerous records for scoring, rebounding, three-pointers, free throw shooting, double-figure games and double-doubles and earned national and All-ACC awards.

Davis is the only UNC head coach to win 20 or more games in each of his first four seasons.

Under Davis, Carolina is 8-3 in NCAA Tournament play, including wins against three national championship-winning coaches (Baylor's Scott Drew, Duke's Mike Krzyzewski and Michigan State's Tom Izzo) and four other coaches who have taken teams to the Final Four (Marquette's Shaka Smart, UCLA's Mick Cronin, San Diego State's Brian Dutcher and Duke's Jon Scheyer).

The 2025 Tar Heels went 13-7 in ACC play, won twice in the ACC Tournament to advance to the semifinals, where they lost a one-possession game to top-ranked Duke and beat San Diego State in the NCAA Tournament.

In 2024, the Tar Heels won the ACC regular-season title and earned a No. 1 seed in the NCAA West Regional, where they advanced to the Sweet 16. Davis was the fourth UNC head coach to earn a No. 1 seed in the NCAA Tournament with Dean Smith, Bill Guthridge and Williams.

Davis has led the Tar Heels to 14 wins over nationally-ranked opponents, including eight victories over top-10 teams (No. 4 Duke, No. 4 Baylor and No. 9 Duke in 2022; No. 6 Virginia in 2023; and No. 10 Tennessee, No. 7 Oklahoma, No. 7 Duke and No. 9 Duke in 2024).

He won ACC Coach-of-the-Year honors in 2024, becoming the fifth different Tar Heel head coach to win the award. Davis also was the NABC's District 3 Coach of the Year.

The 2023-24 Tar Heels went 17-3 to win the regular-season ACC championship. The 17 wins tied the single-season ACC record for regular-season wins (Virginia was 17-1 in 2017-18).

Carolina went 8-2 on the road in the ACC. That was the second time under Davis the Tar Heels won seven or more road games in ACC play (7-3 in 2022). UNC clinched sole possession of first place in the 2024 ACC standings with an 84-79 win at ninth-ranked Duke. It was the second time in three seasons the Tar Heels closed the regular season with a victory at Duke.

RJ Davis was a landslide winner in the voting for 2024 ACC Player of the Year, was a unanimous first-team All-America (Associated Press, USBWA, NABC and Sporting News) and became the first Tar Heel to win the Jerry West Shooting Guard Award. He set UNC's single-season points record for a guard (784) and made the most three-pointers in a season by a Tar Heel (113). Davis finished his career as the ACC's all-time leader in games played and double-figure scoring games, was Carolina's all-time leader in three-pointers and free throw percentage and No. 2 in UNC career scoring and was third in ACC history in scoring.

Bacot earned his third All-ACC award in 2024 and third-team All-America honors (USBWA) and was a finalist for the Kareem Abdul-Jabbar Center Award. He finished his career as UNC's all-time leader in rebounds and double-doubles and second in scoring and is among the top 10 in ACC history in each of those categories and top 10 in NCAA history in rebounds and double-doubles.

Davis led the Tar Heels to the 2022 NCAA East Regional championship, a win at Cameron Indoor Stadium in Mike Krzyzewski's final home game, another win over the Blue Devils in a historic Final Four matchup and a

berth in the national championship game in his first season as a head coach. The 1992 graduate of the University of North Carolina received two National Coach-of-the-Year awards as UNC won 17 of its last 21 games and came within a few possessions of securing the program's seventh NCAA Tournament title.

He was named the 20th head coach of the UNC men's basketball program on April 5, 2021, becoming the fourth former Tar Heel player to become UNC's head coach and the first Black head coach in Carolina men's basketball history.

Davis played for Dean Smith at Carolina from 1988-92 and was an assistant coach on Roy Williams' staff from 2012-21. He played a key role coaching, recruiting and scouting and was the head coach of the UNC junior varsity program for six seasons from 2013-19.

Davis led the Tar Heels to a 29-10 record in his rookie season as head coach. UNC went 15-5 in the ACC to tie Notre Dame for second place, just a game out of first. The Tar Heels went 7-3 on the road in league play, including five straight victories at Clemson, Louisville, Virginia Tech, NC State and fourth-ranked Duke when UNC won 11 of 13 games to conclude the regular season.

The 29 wins were the second most by an individual in his first season as Carolina's head coach and equaled the 10th most in NCAA history for a first-year head coach.

UNC entered the 2022 NCAA Tournament as an eight seed but played some of its best basketball in winning the East Regional. The Tar Heels had 51 assists on 62 field goals and sank 24 three-pointers in the first- and second-round wins over Marquette and Baylor, when they routed the Golden Eagles by 32 points and eliminated the defending NCAA champion Bears in overtime.

Carolina trailed UCLA with two minutes left in the Sweet 16 but went on an 8-0 run to beat the Bruins and overpowered Saint Peter's, 69-49, in the regional final to send the Tar Heels to the Final Four for a record 21st time.

Davis became just the second individual to play for and serve as head coach of the same school in Final Four history; the fourth to take his team to the national championship game in his first season as a head coach; the seventh to play in and be a head coach in the Final Four; and the 10th to lead his team to the Final Four in his first season as a head coach.

The Tar Heels defeated Duke, 81-77, in the national semifinals, the first time the two great rivals ever played in the NCAA Tournament. The game featured a dozen ties and 18 lead changes, 13 of which came in the second half. Over the final 15:42, the margin for either team exceeded a single possession for a little more than just one minute. Carolina would score nine different times in the second half either to break a tie or reverse the lead, including field goals or free throws by all five Tar Heel starters.

Davis led Carolina to wins in March and April over the No. 4 (twice), No. 9 and No. 11-ranked teams in the AP poll. He won the Big House Gaines Award (National Sports Media Association) and John McLendon Award (CollegelInsider.com) as National Coach of the Year.

Each of Carolina's starters made significant contributions to the team's success in Davis's first season as head coach.

Bacot earned third-team All-America and first-team All-ACC honors, setting the single-season UNC record with 511 rebounds and tying David Robinson's NCAA record with 31 double-doubles; Brady Manek was named the top transfer in the country, coming to UNC after four seasons at Oklahoma, led the ACC in three-point percentage and averaged more than 18 points in three games vs. Duke; RJ Davis and Caleb Love alternated at point and shooting guard – Davis had 12 assists in the NCAA first round and 30 points vs. Baylor in round two; Love scored 30 against UCLA then 28 in the Final Four win over Duke; and Leaky Black became a lockdown defender, earning ACC All-Defensive team honors.

In nine seasons on the bench with Williams, the Tar Heels played in



eight NCAA Tournaments, advanced to the Final Four and national championship games in 2016 and 2017 and won the NCAA title in 2017. The Tar Heels went 228-95, including 107-60 in Atlantic Coast Conference regular-season play, winning the regular-season ACC title in 2016, 2017 and 2019 and the ACC Tournament title in 2016.

Carolina earned three No. 1 seeds and a No. 2 seed in the NCAA Tournament in those nine seasons. The four-year run from 2016-19 was the best four-year NCAA seed average in UNC basketball history.

Davis helped coach 15 players who have played in the NBA, including 11 first-round draft picks – Cole Anthony, Tony Bradley, Reggie Bullock, P.J. Hairston, Justin Jackson, Brice Johnson, Cameron Johnson, Walker Kessler, Nassir Little, Day’Ron Sharpe and Coby White.

Brice Johnson and Jackson were consensus first-team All-America and first-team All-ACC selections; Jackson was the 2017 ACC Player of the Year and Cameron Johnson earned first-team All-ACC honors.

Jackson and Cameron Johnson are among the top three-pointer scorers in Carolina history. Johnson blossomed into the 11th pick in the first round of the 2019 NBA Draft.

Davis also coached Marcus Paige, who earned second-team All-America and first-team All-ACC honors as a sophomore in 2014 and set the UNC career record with 299 three-pointers, and Joel Berry II, the 2017 Final Four Most Outstanding Player.

Anthony set the ACC record for most points in a college debut and had the second-highest single-season scoring average by a Tar Heel freshman.

White set the UNC record for most threes by a freshman and became the seventh pick in the first round of the 2019 NBA Draft.

Prior to beginning his coaching career, Davis worked for seven years with ESPN as an analyst and co-host of the College GameDay program.

Born in Winston-Salem, N.C., Davis grew up in Burke, Va., where he attended Lake Braddock High School, the same high school UNC and US Soccer star Mia Hamm attended. Davis was a high school football teammate of future Olympic hurdles gold medalist Allen Johnson.

Davis played in 137 games as a Tar Heel from 1988-92, during which UNC went 102-37, won the 1989 and 1991 ACC Tournaments and played in the 1991 Final Four. He scored 1,615 points, an average of 11.8 per game. He still holds the UNC record for career three-point percentage at .435 (197 of 453). He scored in double figures 80 times with 23 games scoring 20 or more points.

He scored in double figures in each of his last eight NCAA Tournament games, averaging 18.5 points in those games. That included 19 against Temple in the 1991 NCAA East Regional final and 25 against Kansas (coached by Williams) in the 1991 Final Four.

Davis averaged 21.4 points and earned second-team All-ACC honors as a senior. He scored in double figures in 32 of 33 games that season, including 20 games with 20 or more points and 30 or more in four games. He netted a career-high 35 points at Duke on March 8, 1992. That 35-point game was part of a seven-game stretch late in the season in which he averaged 28.7 points.

The New York Knicks selected Davis with the 20th pick in the first round of the 1992 NBA Draft. He played 12 seasons in the NBA, scoring 5,583 points, an average of 8.2 per contest. He made 728 three-point field goals and enters the 2024-25 season second in NBA history in career three-point percentage at .441.

Davis averaged double-figure scoring in four different seasons – a career-high 11.1 with Dallas in 1997-98 and with the Knicks in 1993-94

(11.0), 1994-95 (10.0) and 1995-96 (10.7).

He scored a career-high 32 points twice – as a second-year pro with the Knicks vs. Minnesota and in 2000 with Dallas against Seattle.

In 1993-94, he was fourth on the Knicks in scoring behind Patrick Ewing, John Starks and Charles Oakley as New York won 57 games and advanced to the NBA Finals, where they took Hakeem Olajuwon, Clyde Drexler and Kenny Smith to seven games (Doc Rivers and Greg Anthony were also Knicks that season).

He shot 40 percent or better from three-point range in eight seasons, including 1999-2000, when he led the NBA with a career-best 49.1 percent as a Maverick. Davis shot 80 percent or better from the free throw line nine times. He connected on 83.7 percent of his career free throw attempts.

Davis played for NBA head coaches Pat Riley, Don Nelson, Jim Clemons, Leonard Hamilton, Doug Collins, Rick Carlisle and Larry Brown. His NBA teammates included Anthony, Chauncey Billups, Ewing, Michael Finley, Richard Hamilton, Michael Jordan, Jason Kidd, Steve Nash, Dirk Nowitzki and Rivers.

Hubert’s uncle, Walter, starred at UNC from 1973-77 and was a six-time NBA All-Star. He was the NBA Rookie of the Year in 1978 with the Phoenix Suns, who retired his jersey number. Walter passed away in 2023 and was inducted in the Naismith Hall of Fame in 2024.

Davis graduated from UNC in 1992 with a degree in criminal justice. He and his wife, Leslie, have three children – Elijah, Gracie and Micah. Elijah red-shirted in 2024-25 as a member of the UNC basketball team after playing three seasons at the University of Lynchburg, while Gracie was a sophomore at Carolina.

The Davises are active members of the Chapel Hill/Carrboro community, participating in numerous civic endeavors, including their support of the Hargraves Community Center.

### HUBERT DAVIS' YEAR-BY-YEAR COACHING SUMMARY

as Head Coach		Overall			ACC		ACC	ACC	NCAA	AP	Coaches
Year	School	W	L	Pct.	W	L	Finish	Tournament	Tournament	Poll	Poll
2021-22	UNC	29	10	.744	15	5	T-2nd	1-1, Semifinals	5-1, Finals	—	2
2022-23	UNC	20	13	.606	11	9	7th	1-1, Quarterfinals	—	—	—
2023-24	UNC	29	8	.784	17	3	1st	2-1, Finals	2-1, Sweet 16	7	6
2024-25	UNC	23	14	.622	13	7	T-4th	2-1, Semifinals	1-1, Round of 64	—	—
<b>Head Coach Totals</b>		<b>101</b>	<b>45</b>	<b>.692</b>	<b>56</b>	<b>24</b>		<b>6-4</b>	<b>8-3</b>		
as Assistant Coach		Overall			ACC		ACC	ACC	NCAA	AP	Coaches
Year	School	W	L	Pct.	W	L	Finish	Tournament	Tournament	Poll	Poll
2012-13	UNC	25	11	.694	12	6	3rd	2-1, Finals	1-1, 2nd Round	—	—
2013-14	UNC	24	10	.706	13	5	T-3rd	0-1, Quarterfinals	1-1, 2nd Round	19	21
2014-15	UNC	26	12	.684	11	7	5th	3-1, Finals	2-1, Sweet 16	15	12
2015-16	UNC	33	7	.825	14	4	1st	3-0, Champions	5-1, Final Four, 2nd	3	2
2016-17	UNC	33	7	.825	14	4	1st	1-1, Semifinals	6-0, Champions	5	1
2017-18	UNC	26	11	.703	11	7	T-3rd	3-1, Finals	1-1, 2nd Round	10	14
2018-19	UNC	29	7	.806	16	2	T-1st	1-1, Semifinals	2-1, Sweet 16	3	9
2019-20	UNC	14	19	.424	6	14	T-13th	1-1, Second Round	—	—	—
2020-21	UNC	18	11	.621	10	6	T-5th	2-1, Semifinals	0-1, 1st Round	—	—
<b>Assistant Coach Totals</b>		<b>228</b>	<b>95</b>	<b>.706</b>	<b>107</b>	<b>55</b>		<b>16-8</b>	<b>18-7</b>		



# O - TY CLAUDE

## 6-7, Graduate, Forward, Goldsboro, N.C.



Came to Carolina after one season at Georgia Tech • Sixth season of college basketball (medical red-shirt in 2020-21) • Scored 968 points and grabbed 670 rebounds in 122 games • Played previously at Morehead State (parts of two seasons from 2019-22), Western Carolina (2022-23) and Georgia Tech (2023-24) • Played in 30 games as a freshman in 2019-20 then missed the following season and all but nine games in 2021-22 due to a knee injury • Grabbed 40% of his rebounds on the offensive glass • Scored in double figures 46 times with a high of 24 while at WCU vs. Samford on 2/1/23 • Nineteen double-figure rebound games with a high of 17 for WCU at The Citadel on 1/14/23 • Has 15 double-doubles • Scored 20 or more points five times • Scoring high vs. a Power 5 opponent was 18 against Georgia in his first game at WCU.

**2024-25:** Averaged 1.2 points and 1.6 rebounds • Played in 20 games • Season-high 13 minutes vs. UCLA • Four rebounds vs. San Diego State • Hubert Davis credited his energetic six minutes of play as changing the game in UNC's win over Boston College • Had five rebounds (three offensive) in six minutes vs. La Salle • Was unable to play against Georgia Tech, his former team, due to a right corneal abrasion, an injury that occurred in the first half of the Alabama game on 12/4 • Six points and a season-best five rebounds vs. Alabama • Grabbed three rebounds in four minutes at Kansas in his Tar Heel debut • Scored his first seven points as a Tar Heel vs. American.

**2023-24 at Georgia Tech:** Averaged 4.8 points and 5.2 rebounds in 17.4 minutes per game and shot 49.5% from the floor • Eighth in the ACC in offensive rebounding with 2.4 per game • Was 10th nationally in offensive rebound percentage (.157) • Five or more offensive rebounds five times • Scored in double figures three times with a high of 19 vs. Howard • Season-high 10 rebounds vs. Georgia Southern and Florida State (six offensive vs. the Seminoles) • Eight or more rebounds 10 times, including games against Duke, Clemson, UNC and NC State • Nine points, eight rebounds and three blocks (all in the last seven minutes) in Tech's 74-73 win over the Tar Heels in Atlanta • Nine points (six in overtime) and eight rebounds in a career-high 38 minutes in a win over Clemson.

**2022-23 at Western Carolina:** Third-team All-Southern Conference • Averaged 15.4 points and 8.6 rebounds (3.2 offensive), converted 52.3% from the floor and a career-best 72.0% from the line • Totaled 476 points, 266 rebounds (98 offensive) and 28 blocks • Scored in double figures in 30 of 31 games, including a career-high 24 vs. Samford and 21 in consecutive games vs. Tennessee Tech and Toccoa Falls • Had 11 double-doubles • Had 17 points and 17 rebounds vs. The Citadel and 18/13 at VMI • Made the SoCon All-Tournament Team after averaging 15.0 points and eight boards in two games.

2024-25	FG	3FG	FT	REB	PF	PTS	A	TO	B	S	MP
Elon				DNP							
at Kansas	0-1	0-0	0-0	1-2-3	3	0	0	1	0	0	4
American	2-2	0-0	3-3	0-2-2	1	7	0	0	0	0	5
at Hawai'i	0-0	0-0	1-2	1-1-2	1	1	0	0	0	1	5
vs. Dayton	0-0	0-0	0-0	0-0-0	0	0	0	0	0	0	0+
vs. Auburn				DNP							
vs. Michigan State	0-0	0-0	0-0	0-0-0	1	0	0	0	0	0	3
Alabama	3-3	0-1	0-1	3-2-5	1	6	1	1	0	0	10
Georgia Tech				DNP - right eye							
La Salle	1-3	0-0	1-4	3-2-5	1	3	0	0	0	0	6
vs. Florida	0-0	0-0	1-2	1-0-1	1	1	0	0	0	0	2
vs. UCLA	0-0	0-0	0-0	1-1-2	3	0	0	0	0	0	13
Campbell	1-1	0-0	0-0	0-1-1	1	2	0	0	0	1	10
at Louisville	0-0	0-0	0-0	0-0-0	2	0	0	0	0	0	3
at Notre Dame				DNP							
SMU				DNP							
at NC State				DNP							
Cal				DNP							
Stanford				DNP							
at Wake Forest	0-0	0-0	0-1	1-0-1	2	0	0	0	0	0	4
Boston College	1-2	0-0	0-0	1-1-2	1	2	0	0	0	0	6
at Pitt	0-1	0-0	0-0	0-1-1	2	0	0	0	1	1	4
at Duke				DNP							
Pitt				DNP							
at Clemson	0-1	0-0	0-0	0-2-2	1	0	0	0	0	0	6
at Syracuse				DNP							
NC State				DNP - left ankle							
Virginia				DNP							
at Florida State	0-0	0-0	0-0	0-0-0	0	0	0	0	0	0	0+
Miami				DNP							
at Virginia Tech	1-1	0-0	0-0	0-0-0	0	2	0	0	0	0	5
Duke	0-0	0-0	0-0	0-0-0	0	0	0	0	0	0	3
vs. Notre Dame (ACC)	0-1	0-0	0-0	0-0-0	0	0	0	0	0	0	3
vs. Wake Forest				DNP							
vs. Duke				DNP							
vs. SDSU (NCAA)	0-2	0-0	0-1	3-1-4	2	0	0	1	0	0	7
vs. Ole Miss				DNP							

**2019-22 at Morehead State:** Started 19 games as a freshman in 2019-20, averaging 9.5 points and 6.4 rebounds • Shot 59.7% from the floor • Scored in double figures 12 times and had three double-doubles as a freshman • Went 11 for 14 from the floor and scored 23 points, his highest total as an Eagle, vs. Eastern Kentucky on 2/13/20 • Made 10 of 12 from the floor and scored 20 points vs. Tennessee Tech on 1/23/20 • Did not play in 2020-21 due to a knee injury that also limited him to nine games the following season.


**Personal:** Born July 24, 2000 in Goldsboro, N.C. • Son of Tori Claude and Tasha Pearsall • Pronounced tie-ZHON Clawed but prefers Ty • Plays the drums and enjoys fishing.

Year	GP-GS	Min.	Ave.	FGM-A	Pct.	3FGM-A	Pct.	FTM-A	Pct.	Off	Def	Reb	Ave.	A	TO	B	S	Pts	Ave.
2019-20	30-19	658	21.9	120-201	.597	0-0	-	45-90	.500	73	119	192	6.4	16	44	18	16	285	9.5
2020-21	red-shirted due to injury																		
2021-22	9-0	62	6.8	12-25	.480	0-0	-	7-11	.636	6	10	16	1.8	5	10	3	2	31	3.4
2022-23	31-28	818	26.4	174-333	.523	2-6	.333	126-175	.720	98	168	266	8.6	16	65	28	12	476	15.4
2023-24	32-4	557	17.4	51-103	.495	1-7	.143	49-74	.662	78	87	165	5.2	22	25	14	9	152	4.8
2024-25	20-1	98	4.9	9-18	.500	0-0	-	6-14	.429	15	16	31	1.6	1	3	1	3	24	1.2
<b>Totals</b>	<b>122-52</b>	<b>2193</b>	<b>18.0</b>	<b>366-680</b>	<b>.538</b>	<b>3-13</b>	<b>.231</b>	<b>233-364</b>	<b>.640</b>	<b>267</b>	<b>400</b>	<b>670</b>	<b>5.5</b>	<b>60</b>	<b>147</b>	<b>64</b>	<b>42</b>	<b>968</b>	<b>7.9</b>



## 2 – JAMES BROWN

### 6-10, Freshman, Forward, Aurora, Ill.



**2024-25:** Played in 18 games • Scored 21 points and had 15 rebounds • ACC-best four points at home against NC State and four rebounds in the ACC second round vs. Notre Dame • Season-high six points on 3 for 4 FGs against La Salle • Two offensive rebounds and scored his first collegiate points on a putback in a first-half stint at Kansas.

**Prep:** Came to Carolina from Link Academy in Branson, Mo., where he played for Coach Bill Armstrong • Averaged 7.3 points and led Link with 4.6 rebounds per game • Also had a team-high 29 blocks and was second in offensive rebounds with 61 and field goal percentage (.571) • Link went

18-5 last season • Previously attended St. Rita High School in Chicago, where he averaged 11 points and nine rebounds as a junior • Played AAU ball for Chicago-based Meanstreets and MoKan Elite in Kansas • Member of the Black Student Union at St. Rita's.

**Personal:** Born James Courtney Brown on Nov. 16, 2005, in Aurora, Ill. • Son of Marcia Smith-Brown and Courtney Brown • His dad played football at Howard • His cousin, Corey Brewer, won NCAA titles at Florida in 2006 and 2007 and played 13 seasons in the NBA

2024-25	FG	3FG	FT	REB	PF	PTS	A	TO	B	S	MP
Elon				DNP							
at Kansas	1-1	0-0	0-0	2-0-2	1	2	0	0	0	0	2
American				DNP - lower leg							
at Hawai'i	0-0	0-0	0-0	0-0-0	0	0	0	0	0	0	2
vs. Dayton	0-0	0-0	0-0	0-1-1	2	0	0	0	0	0	3
vs. Auburn				DNP							
vs. Michigan State				DNP							
Alabama				DNP							
Georgia Tech	0-0	0-0	0-0	0-0-0	0	0	0	0	0	0	1
La Salle	3-4	0-0	0-0	0-0-0	0	6	0	0	0	0	5
vs. Florida				DNP							
vs. UCLA				DNP							
Campbell	1-1	0-0	1-2	2-0-2	3	3	0	0	0	0	4
at Louisville				DNP							
at Notre Dame	0-1	0-0	0-0	0-0-0	0	0	0	0	0	0	3
SMU	0-0	0-0	0-0	0-0-0	0	0	0	1	0	0	2
at NC State				DNP							
Cal	0-0	0-0	0-0	0-1-1	0	0	0	0	0	0	4
Stanford				DNP							
at Wake Forest	0-0	0-0	0-0	1-0-1	1	0	0	1	0	1	5
Boston College				DNP							
at Pitt	0-0	0-0	0-0	0-0-0	2	0	0	0	0	0	1
at Duke	1-1	0-0	0-0	0-0-0	0	2	0	0	0	0	2
Pitt	0-1	0-0	0-0	0-0-0	0	0	0	0	0	0	1
at Clemson	0-0	0-0	0-0	1-0-1	0	0	0	0	0	0	3
at Syracuse				DNP							
NC State	2-2	0-0	0-1	0-1-1	1	4	0	0	0	0	2
Virginia				DNP							
at Florida State				DNP							
Miami				DNP							
at Virginia Tech	0-1	0-0	0-0	0-1-1	0	0	0	2	0	0	6
Duke				DNP							
vs. Notre Dame (ACC)	1-1	0-0	0-2	1-3-4	0	2	0	0	0	0	3
vs. Wake Forest				DNP							
vs. Duke				DNP							
vs. SDSU (NCAA)	1-1	0-0	0-0	1-0-1	0	2	0	0	0	0	4
vs. Ole Miss				DNP							

BROWN'S STATS																			
Year	GP-GS	Min.	Ave.	FGM-A	Pct.	3FGM-A	Pct.	FTM-A	Pct.	Off	Def	Reb	Ave.	A	TO	B	S	Pts	Ave.
2024-25	18-0	53	2.9	10-14	.714	0-0	-	1-5	.200	8	7	15	0.8	0	4	0	1	21	1.2



### 3 – ELLIOT CADEAU

#### 6-1, Sophomore, Guard, West Orange, N.J.



**Career:** Averaged 8.3 points, 5.1 assists and 2.4 turnovers in 74 games over two seasons • Career high 19 points at Miami (2/10/24) and 13 assists at Wake Forest (1/21/25) • Scored in double figures 25 times (UNC 16-9) and had 10 or more assists seven times (6-1) • First Tar Heel with seven double-digit assist games since Kendall Marshall (2010-12) • Tar Heels were 25-15 when he had five or more assists • More assists than turnovers 52 times in 74 games.

**2024-25:** Averaged 9.4 points and 6.2 assists • Led the ACC in assists (231) and was second in assist average • One of two players in the ACC

with 200 or more assists • Most assists by a Tar Heel since Marshall's 351 in 2011-12 • Also had the most turnovers (113) and committed the third-most fouls (102) in the ACC • More assists than turnovers 25 times • 10 or more assists six times, including 12 or more four times (13 at Wake Forest, 12 vs. Campbell, 12 at Virginia Tech and 12 vs. San Diego State) • First Tar Heel with multiple double-digit assist games in a season since Theo Pinson in 2017-18 • Six or more assists 21 times • Scored in double figures 18 times, including 17 or more points four times • Four or more turnovers 14 times • Second on the team with 41 steals • Made a three in 20 games with a high of three vs. Elon and Duke (ACC semifinal) • Hit seven of his last 12 three-pointers and 13 of his last 29 • Averaged 2.4 turnovers over the last six games after averaging 3.7 over the previous 12 games • Led UNC in plus/minus seven times, second most on the team • Was second on the team overall at plus 190 behind RJ Davis.

**2024-25 Game Highlights:** Eight assists and a career-high four steals vs. Ole Miss • Dozen assists, three steals, only two turnovers and was a team-best plus 35 against San Diego State, one of the top defensive teams in the nation • The 12 assists tied the second most by a Tar Heel in a NCAA Tournament game • Scored 15 points (most since he had 15 vs. Cal on January 15), tied his career high with three 3FGs and had five assists, just one turnover and two steals vs. Duke in the ACC semifinals • Led UNC with a plus 15 (only Tar Heel better than plus 2) • Had 11 points, three assists and no turnovers in the second half as UNC outscored Duke, 47-29 • Was first game with fewer than two turnovers since the Stanford game on January 18 • Alley-oop pass to Ven-Allen Lubin for a dunk with 2:04 to play was one of the key plays in the ACC quarterfinal win over Wake Forest • Had 11 assists in 25 minutes vs. Notre Dame, tying the third most ever by a Tar Heel in an ACC Tournament game (most since 2012) • Dozen assists in just 24 minutes at Virginia Tech (picked up second foul with 7:43 to play in first half) • Hit a pair of second-half threes and had a game-high seven assists at Florida State • Driving layup with 40 seconds to play gave UNC an 84-80 lead in the win at Syracuse • Played a season-low 18 minutes vs. the Orange due to early foul trouble • Attempted a season-low three field goals and had seven assists in the win over Pitt (both field goals came less than a minute apart and tied the game at 58 and 60) • Career-high 13 assists, 14 points and second career double-double at Wake Forest • Made or assisted on 18 of UNC's 26 field goals, the second-highest single-game percentage (.692) in a game ever by a Tar Heel • The 13 assists equal the most by a Tar Heel vs. Wake Forest (Ed Cota in 2000) • Led UNC in plus/minus and had 12 points, a team-high six rebounds, five assists and zero turnovers vs. Stanford (but played only 26 minutes due to two first-half fouls) • Tied his career high with seven field goals in a 15-point effort vs. Cal (scored seven early points to help UNC race to a 16-8 lead) • Had 11 assists at NC State, including an over-the-head toss to Jalen Washington for the go-ahead and game-winning field goal with 25 seconds to play • The 11 assists were the most by a Tar Heel vs. NC State since 2012 • Scored Carolina's final six points in the final 22 seconds, including the game-winning four-point play with 4.8 seconds to play, in the 74-73 win at Notre Dame • Following his go-ahead free throw he made the defensive stop on



Markus Burton, forcing a missed field goal attempt on the final play of the game • Was Carolina's first four-point play in four seasons and the first game-winning free throw in the final 10 seconds of a game since 2018 • First career double-double with 12/12 vs. Campbell • Made defensive stop on final play in the win over UCLA • Career-high seven turnovers but hit the biggest shot of the game in the win over Georgia Tech, a three with 2:26 to play that gave UNC a 62-57 lead • Had 17 points and six assists vs. Michigan State • Six turnovers in the first half vs. Dayton but had zero in the second half (played the final 10-plus minutes with four fouls) • Tied career high with seven field goals in eight attempts in 17-point performance at Hawaii • Had 17 points, eight assists, career highs in 3FGs (3) and blocks (2), three steals and was a career-best +28 vs. Elon • Season-high 18 points, eight assists, tied his career high with four steals vs. American, helping UNC score 23 fastbreak points and shoot 59%.

**2023-24:** Member of CollegenInsider.com's Kyle Macy Freshman All-America team • First Tar Heel to make the ACC All-Freshman team since Caleb Love and Day'Ron Sharpe in 2021 • Joins Ed Cota, Raymond Felton, Bobby Frasier, Ty Lawson, Kendall Marshall, Marcus Paige, Coby White, Cole Anthony and Love as UNC point guards to earn All-Freshman team honors.

Averaged 7.3 points and 4.1 assists • Led UNC with 150 assists, the most by any Tar Heel since senior Theo Pinson in 2018 and the most by a freshman since Marcus Paige in 2013 • Assist/turnover ratio of 2.24 to 1 • Was the 11th UNC freshman with 100 assists in a season and had the fourth-best assist/turnover ratio among those players (behind Jeff Lebo, Ty Lawson and Kendall Marshall) • Six or more assists 10 times (UNC 8-2) • More assists than turnovers 27 times • Season-high 10 assists vs. Tennessee and ACC-best nine at Syracuse • Scoring high of 19 points at Miami • Started 31 of the last 32 games (all except senior night) • One or fewer turnovers 15 times • Scored in double figures seven times (UNC 7-0) • Positive plus/minus 31 times • Made 28 of his last 37 free throws (75.7%) over the last

CADEAU'S STATS														
Year	GP-GS	Min.	Ave.	FGM-A	Pct.	3FGM-A	Pct.	FTM-A	Pct.	Off	Def	Reb	Ave.	A TO B S Pts Ave.
2023-24	37-31	881	23.8	101-242	.417	10-53	.189	59-91	.648	21	60	81	2.2	150 67 4 29 271 7.3
2024-25	37-37	1029	27.8	126-283	.445	29-86	.337	65-97	.670	16	91	107	2.9	231 113 10 41 346 9.4
<b>Totals</b>	<b>74-68</b>	<b>1911</b>	<b>25.8</b>	<b>227-525</b>	<b>.432</b>	<b>39-139</b>	<b>.281</b>	<b>124-188</b>	<b>.660</b>	<b>37</b>	<b>151</b>	<b>188</b>	<b>2.5</b>	<b>381 180 14 70 617 8.3</b>

2023-24	FG	3FG	FT	REB	PF	PTS	A	TO	B	S	MP
Radford	2-6	0-1	1-3	1-1-2	2	5	6	2	0	0	20
Lehigh	3-8	0-3	1-2	0-2-2	0	7	0	2	0	1	21
UC Riverside	3-4	0-0	2-3	0-0-0	1	8	2	4	0	0	23
vs. Northern Iowa	5-9	1-4	4-5	0-2-2	0	15	3	0	1	0	23
vs. Villanova	1-4	1-1	0-2	0-0-0	5	3	5	0	0	0	17
vs. Arkansas	2-4	1-1	2-4	1-1-2	5	7	3	1	0	0	26
Tennessee	0-5	0-1	5-8	1-1-2	3	5	10	0	0	1	31
Florida State	3-5	0-1	1-2	1-2-3	3	7	3	1	0	1	27
vs. UConn	3-4	0-0	1-2	0-1-1	0	7	5	2	0	1	27
vs. Kentucky	1-2	0-0	1-2	0-1-1	4	3	3	2	0	0	18
vs. Oklahoma	2-7	0-1	3-4	1-1-2	3	7	1	2	0	1	20
Charleston Southern	5-9	1-2	2-2	2-2-4	0	13	3	1	0	1	21
at Pitt	2-2	0-0	0-1	0-0-0	4	4	2	2	0	0	15
at Clemson	1-4	0-2	2-2	1-0-1	3	4	1	0	0	0	18
at NC State	4-8	0-0	3-4	0-1-1	1	11	6	2	0	1	33
Syracuse	3-7	0-2	0-1	1-1-2	0	6	3	2	1	0	23
Louisville	2-4	0-1	1-2	1-1-2	1	5	3	2	0	3	25
at Boston College	3-7	0-0	2-4	0-2-2	3	8	5	2	0	0	28
Wake Forest	7-12	0-0	0-1	0-3-3	1	14	3	1	0	1	28
at Florida State	4-12	0-1	8-9	1-1-2	3	16	6	3	0	0	28
at Georgia Tech	2-7	0-1	1-1	0-2-2	5	5	5	1	0	1	21
Duke	1-9	0-4	5-7	2-0-2	3	7	4	1	0	0	23
Clemson	2-6	0-0	1-1	0-4-3	3	5	1	2	0	1	20
at Miami	7-14	2-6	3-4	1-2-3	1	19	8	5	0	4	35
at Syracuse	1-4	1-1	1-2	1-0-1	4	4	9	1	0	0	31
Virginia Tech	4-7	0-2	0-0	0-2-2	3	8	4	5	0	0	23
at Virginia	2-8	0-2	0-0	0-2-2	3	6	6	1	0	0	27
Miami	3-5	0-0	0-0	0-1-1	2	6	5	2	0	1	27
NC State	5-7	1-1	4-5	1-3-4	1	15	7	2	0	1	31
Notre Dame	2-4	0-0	0-1	1-4-5	3	4	2	2	0	3	24
at Duke	3-4	0-0	1-2	0-3-3	4	7	1	4	0	2	21
vs. Fla State (ACC)	4-10	0-4	0-0	0-4-4	1	8	6	2	1	3	28
vs. Pitt	2-9	0-2	2-2	0-5-5	2	6	3	2	0	1	20
vs. NC State	2-8	0-1	0-0	2-2-4	4	4	8	1	0	1	29
vs. Wagner (NCAA)	0-2	0-0	0-0	0-3-3	1	0	3	4	0	0	19
vs. Michigan State	2-6	0-4	2-3	0-0-0	1	6	4	0	1	0	22
vs. Alabama	3-9	2-5	0-0	2-0-2	2	8	1	1	0	0	13
2024-25	FG	3FG	FT	REB	PF	PTS	A	TO	B	S	MP
Elon	4-7	3-4	6-8	1-3-4	1	17	8	3	2	3	32
at Kansas	3-11	0-3	6-6	0-2-2	3	12	7	2	0	1	33
American	6-9	1-3	5-9	2-1-3	2	18	8	1	0	4	29
at Hawai'i	7-8	0-1	3-3	0-1-1	2	17	4	1	0	2	23
vs. Dayton	2-4	0-1	6-8	0-3-3	4	10	5	6	1	1	32
vs. Auburn	5-15	0-0	0-1	2-4-6	4	10	3	2	0	1	30
vs. Michigan State	5-10	2-4	5-5	0-3-3	5	17	6	4	0	1	34
Alabama	0-4	0-2	1-3	0-6-6	2	1	4	4	0	1	25
Georgia Tech	4-13	1-6	0-0	1-5-6	2	9	4	7	1	3	28
La Salle	2-5	0-3	0-0	0-3-3	3	4	7	1	0	0	24
vs. Florida	5-12	1-5	0-1	0-1-1	4	11	7	4	0	1	31
vs. UCLA	2-5	1-2	3-5	0-2-2	3	8	5	5	0	0	28
Campbell	6-11	0-2	0-0	1-2-3	3	12	12	3	0	1	34
at Louisville	1-5	0-2	2-2	1-1-2	5	2	5	2	0	0	24
at Notre Dame	3-5	2-3	2-3	0-1-1	4	10	6	1	0	0	32
SMU	3-6	1-1	0-0	0-2-2	4	7	1	4	1	1	19
at NC State	2-9	0-3	0-0	0-2-2	2	4	11	3	0	1	29
Cal	7-15	1-2	0-0	1-2-3	3	15	3	4	0	1	30
Stanford	3-4	0-0	6-8	1-5-6	3	12	5	0	0	1	26
at Wake Forest	5-10	2-4	2-3	0-5-5	4	14	13	3	0	2	38
Boston College	4-6	0-0	5-8	0-3-3	1	13	4	4	1	1	38
at Pitt	5-10	1-6	0-0	0-3-3	5	11	7	4	0	1	28
at Duke	3-10	2-2	0-1	2-2-4	2	8	3	5	1	0	26
Pitt	2-3	0-1	1-2	0-3-3	3	5	7	3	0	0	28
at Clemson	5-10	1-3	0-2	0-1-1	2	11	6	6	0	0	31
at Syracuse	3-5	0-0	3-5	1-2-3	4	9	4	4	0	0	18
NC State	3-6	1-2	1-2	0-3-3	4	8	6	4	0	0	23
Virginia	0-3	0-0	2-2	0-1-1	1	2	6	2	0	0	22
at Florida State	4-11	2-6	0-0	0-2-2	1	10	7	3	0	1	27
Miami	4-8	0-1	1-2	0-1-1	0	9	5	3	0	0	27
at Virginia Tech	1-4	0-2	0-0	0-0-0	2	2	12	3	0	1	24
Duke	3-9	1-2	0-0	0-2-2	1	7	2	2	1	3	20
vs. Notre Dame (ACC)	1-2	1-1	0-0	0-6-6	1	3	11	2	0	0	25
vs. Wake Forest	4-7	0-1	0-0	0-2-2	4	8	2	2	0	0	22
vs. Duke	4-8	3-3	4-6	2-1-3	4	15	5	1	1	2	27
vs. SDSU (NCAA)	4-5	1-1	0-0	0-2-2	0	9	12	2	1	3	27
vs. Ole Miss	1-8	1-4	1-2	1-3-4	3	4	8	3	0	4	35

17 games • Averaged 5.7 assists in the ACC Tournament.

**2023-24 Game Highlights:** Hit a pair of threes (for the second time) and scored eight first-half threes vs. [Alabama](#) • Had six assists and led UNC with a plus 20 vs. [Michigan State](#) • Eight assists in ACC final vs. [NC State](#) • Eight points, a game-high six assists and helped UNC shoot 50% in both halves in the ACC quarterfinal win over [Florida State](#) • Jumper from just inside the three-point line as the shot clock expired gave UNC an 80-72 lead with 40 seconds to play in the win at [Duke](#) • Second-highest offensive rating (145) of the season and highest in an ACC game in the home win over [NC State](#) as he scored 15 points and had seven assists (fourth time with seven or more assists) • Game-high six assists, one more than [Virginia's](#) entire team, in the win in Charlottesville • Was a plus 20 in the first half as UNC built an 11-point lead over [Virginia Tech](#) • ACC-best nine assists against just one turnover at [Syracuse](#) • Season highs in points (19), 3FGs (2) turnovers (5) and steals (4), tied season high with seven field goals and eight assists in the win at [Miami](#) • Made his first three since December and first in ACC play • Scored 11 of UNC's first 26 points as the Tar Heels jumped out to a 26-18 lead • Played 35 minutes at Miami, most this season (third time 30 or more) • Had four assists and only one turnover and was a plus nine, second best in the game, in the win over [Duke](#), leading the Tar Heels to 93 points • Five assists and was a game-best plus 12 at [Georgia Tech](#) but fouled out with 5:49 to play • Game-high plus 16, game-high six assists and season-high 16 points in the win at [Florida State](#) • Season-best 8 for 9 from the line as he drew nine fouls • Was the first time since Villanova he led UNC in plus/minus • Made seven of 12 field goal attempts and totaled 14 points and had a game-high three assists vs. [Wake Forest](#) • Played 16 second-half minutes and directed an offense that shot 61.3% from the floor and scored 52 points vs. the Deacs • Season-high three steals, all in the first half, vs. [Louisville](#) • Scored seven of his 11 points at [NC State](#) in the second half and finished with six assists, the most since he had 10 against Tennessee • Scored in double figures (13) for the second time vs. [Charleston Southern](#) • Driving layup gave UNC its first lead of the second half in the home win over [Florida State](#) • Had 10 assists and zero turnovers in the win over No. 10 [Tennessee](#) • First Tar Heel with 10 or more assists and no turnovers since Marcus Paige in 2015 and first UNC freshman with double-digit assists since Paige in 2013 • Six first-half assists (UT had four) in helping the Tar Heels build a 61-39 lead • Joined Ed Cota (twice) and Ty Lawson as Tar Heels with 10 or more assists without a field goal • Went 5 for 8 from the line vs. the Vols (made two with 1:31 to play after UT cut the lead to six) • Averaged 8.3 points and totaled 11 assists and one turnover in the three games in the Bahamas • Made his first start against [Arkansas](#) in the final game at Atlantis • Three-pointer late in the first half ended a 12-1 Razorback run • Made 5 of 9 field goals and scored in double figures for the first time with 15 points vs. [Northern Iowa](#) • Five points and six assists in his debut vs. [Radford](#) • The six assists were the most by a freshman in the season opener since 2006 • Voted ACC Preseason Rookie of the Year by the ACC media.

**Personal:** Born Elliot Valentin Cadeau on Sept. 4, 2004, in Brooklyn • Son of James and Michelle Cadeau • Member of the academic honor roll • Speaks Swedish • His brother, Justin, played tennis at Howard.



## 4 – RJ DAVIS

### 6-0, Graduate, Guard, White Plains, N.Y.



#### 2024-25 Honors

- Second-team All-ACC
- UNC's Most Valuable Player
- First-team NABC All-South Atlantic District

#### 2023-24 Honors

- Naismith Trophy & Wooden Award finalist
- Jerry West Award (Naismith Basketball Hall of Fame award for the best shooting guard in the nation)
- Consensus/unanimous first-team All-America
- Associated Press, NABC, USBWA, Sporting News, John R. Wooden, Naismith, ESPN.com, Dick Vitale, NCAA.com and CBSSports.com first-team All-America
- ACC Player of the Year (ACC and AP)

- UNC's Most Valuable Player
- First-team All-ACC (ACC and AP), All-Tournament
- Four-time ACC & National Player of the Week

#### 2022-23 Honors

- UNC's Co-Most Valuable Player
- Honorable mention All-ACC, Academic All-ACC

**Career:** Played in an ACC-record 175 games (never missed a game in five seasons) • Second in UNC career scoring and third in ACC history with 2,725 points • Trails only Tyler Hansbrough and Duke's JJ Redick (who both played four seasons) in ACC scoring • ACC's all-time leader in double-figure scoring games with 140 • Carolina's all-time leader in 3FGs (359) and free throw shooting (86.1%) • Fourth in ACC history in 3FGs and 10th in free throw shooting • Scored more points than any other Tar Heel guard • Only Tar Heel with 2,500 points, 600 rebounds, 500 assists, 300 three-pointers and 175 steals • Eighth-highest scoring average (15.6) among UNC guards • One of three Tar Heels (with Hansbrough and Phil Ford) to score 500-plus points in four seasons • Played in 119 wins • Has three of the nine-best single-season free throw percentages by a Tar Heel.

In 2024, he became the first Tar Heel to earn consensus first-team All-America honors since Justin Jackson in 2016-17 • First UNC guard to be a consensus/unanimous first-team All-America since Joseph Forte in 2000-01 • Joined Phil Ford, Michael Jordan, Forte and Ty Lawson as the only Tar Heel guards to win ACC Player of the Year (15th Tar Heel overall) • Fifth Tar Heel to win UNC's Most Valuable Player award three times with Armando Bacot, Hansbrough, Billy Cunningham and Lennie Rosenbluth.

Set the all-time Smith Center scoring record with a career-high 42 vs. Miami on 2/26/24 • Second-leading scorer in Smith Center history (1,163 points) • Scored in double figures 140 times (UNC 97-43), with 20 or more 47 times (UNC 36-11) and 30 or more six times (UNC 5-1) • Made multiple three-pointers 104 times (UNC 77-27) with a high of seven vs. Miami in his 42-point effort • Made four or more 3FGs 33 times, five or more 11 times and six or more three times • Set the UNC record with 23 consecutive games with multiple 3FGs, eight more games than the previous record by Justin Jackson in 2017 • Made at least one three in 41-straight games over the previous two seasons, which tied the second-longest streak in UNC history • Led UNC in scoring 63 times and assists 69 times • Owns two of the five-longest consecutive made free throw streaks in UNC history – tied Jeff Lebo's record of 41 in the Kentucky game on 12/16/23 and also had a streak of 39 over the last five games in 2021-22 and first four games in 2022-23 • UNC went 18-2 when he scored 20 or more points and had five or more assists and 5-1 when he had 20 points, five assists and no turnovers.

2024-25	FG	3FG	FT	REB	PF	PTS	A	TO	B	S	MP
Elon	7-19	3-11	7-7	2-5-7	1	24	7	0	0	2	33
at Kansas	3-15	1-7	9-11	0-1-1	0	16	4	1	1	0	37
American	5-13	1-7	2-2	0-3-3	1	13	3	2	0	1	26
at Hawaii	6-14	2-6	4-5	0-3-3	1	18	4	1	0	0	34
vs. Dayton	8-19	4-10	10-11	2-5-7	4	30	5	4	0	1	36
vs. Auburn	5-11	1-4	1-1	0-5-5	1	12	1	1	0	0	36
vs. Michigan State	6-18	2-6	2-3	2-1-3	4	16	7	1	0	3	37
Alabama	7-24	1-11	3-3	0-3-3	1	18	4	3	0	4	35
Georgia Tech	5-15	2-8	4-5	1-6-7	3	16	3	2	0	2	38
La Salle	4-11	2-6	3-4	0-1-1	1	13	5	1	0	1	26
vs. Florida	10-19	3-11	6-7	0-8-8	1	29	1	2	0	4	36
vs. UCLA	5-12	2-7	5-6	0-4-4	4	17	2	2	0	0	36
Campbell	7-13	5-10	4-5	0-4-4	1	23	5	2	0	0	35
at Louisville	4-14	1-5	3-3	0-3-3	4	12	4	2	0	2	37
at Notre Dame	3-9	0-3	2-2	0-1-1	4	8	7	1	0	0	36
SMU	8-15	3-6	7-9	0-5-5	4	26	4	1	0	2	32
at NC State	5-13	1-3	0-0	0-2-2	1	11	2	3	0	0	36
Cal	2-9	1-4	2-2	0-5-5	1	7	3	2	0	0	30
Stanford	6-15	3-7	4-4	0-3-3	1	19	5	2	0	1	38
at Wake Forest	8-16	3-9	2-2	0-0-0	3	21	1	2	0	2	38
Boston College	6-11	2-5	8-8	0-5-5	1	22	5	0	0	1	39
at Pitt	6-12	3-6	1-2	0-4-4	2	16	5	3	0	0	39
at Duke	4-11	2-4	2-2	1-4-5	1	12	2	0	0	0	30
Pitt	6-12	3-5	3-4	0-2-2	1	18	3	0	0	0	38
at Clemson	8-14	2-5	0-0	0-2-2	0	18	2	3	0	2	33
at Syracuse	4-11	3-9	5-6	2-3-5	0	16	6	1	1	2	38
NC State	6-18	1-8	8-8	0-2-2	1	21	5	1	0	2	30
Virginia	3-14	0-4	6-7	0-3-3	2	12	2	2	0	1	33
at Florida State	5-9	3-5	7-8	0-2-2	2	20	5	0	1	0	33
Miami	4-12	3-6	2-2	1-3-4	0	13	3	1	0	0	33
at Virginia Tech	5-6	3-4	2-2	0-3-3	0	15	3	3	0	2	25
Duke	7-15	4-9	2-2	1-2-3	2	20	3	2	0	1	34
vs. Notre Dame (ACC)	3-7	3-6	4-4	0-3-3	2	13	6	1	0	0	31
vs. Wake Forest	5-9	5-6	8-8	0-3-3	2	23	1	1	0	0	37
vs. Duke	4-10	0-3	0-1	0-2-2	3	8	2	2	0	1	38
vs. SDSU (NCAA)	8-12	6-6	4-5	0-0-0	3	26	2	2	0	0	28
vs. Ole Miss	6-17	1-8	2-4	0-3-3	1	15	3	0	0	1	37

In addition to 42 points vs. Miami, career highs included 12 rebounds vs. Kansas in the 2022 NCAA championship game, 12 assists vs. Marquette (3/17/22), 14 for 14 free throws vs. NC State (1/21/23) and five steals twice • One of four Tar Heels with career highs of at least 30 points, 10 rebounds and 10 assists (with Larry Miller, Walter Davis and Steve Bucknall) • Only Tar Heel with at least 10 assists in one NCAA Tournament game and 30 points in the next (12 assists vs. Marquette and 30 points vs. Baylor in 2022) • Highest free throw percentage (87.3%) by a Tar Heel in the NCAA Tournament among players with 50 or more attempts • Five career doubles-doubles (four in points/rebounds and one in points/assists).

**2024-25:** Second-team All-ACC • Team MVP for the third consecutive season • Fourth-straight season scoring 500-plus points, joining Hansbrough and Ford as the only Tar Heels to do that • Ninth in the ACC scoring and tied for 10th in assists • Third in the ACC in free throw percentage (.873) and fourth in assist/turnover (career-best 2.37) • Led UNC in scoring at 17.2 ppg, three-pointers (85), free throw shooting and assist/turnover ratio • Made a three in 34 of 37 games and multiple 3FGs 25 times • Made three or more 3FGs in 17 games, 12 times vs. ACC opponents, including seven of the last nine games • Season-high six 3FGs vs. San Diego State • Led Carolina with 12 20-point games with a season-high 30 against Dayton • Had 135 assists and only 57 turnovers • Led UNC in scoring 18 times • Made seven or more free throws eight times, including a season-high 10 in the two-point win over Dayton • Had 13 games with five or more assists and averaged a career-high-tying 3.6 per game • Led the team in plus minus at plus 212.

Year	GP-GS	Min.	Ave.	FGM-A		Pct.	3FGM-A		Pct.	FTM-A		Pct.	Off	Def	Reb	Ave.	A	TO	B	S	Pts	Ave.
				Pct.	Pct.		Pct.															
2020-21	29-10	644	22.2	79-226	.350	32-99	.323	55-67	.821	12	54	66	2.3	56	54	2	19	245	8.4			
2021-22	39-39	1321	33.9	178-419	.425	66-180	.367	105-126	.833	22	144	166	4.3	142	74	8	40	527	13.5			
2022-23	33-32	1153	35.0	179-409	.438	63-174	.362	111-126	.881	20	147	167	5.1	106	62	2	36	532	16.1			
2023-24	37-37	1287	34.8	260-607	.428	113-284	.398	151-173	.873	18	116	134	3.6	129	55	8	45	784	21.2			
2024-25	37-37	1267	34.3	204-494	.413	85-240	.354	144-165	.873	12	114	126	3.4	135	57	3	38	637	17.2			
<b>Totals</b>	<b>175-155</b>	<b>5673</b>	<b>32.4</b>	<b>900-2155</b>	<b>.418</b>	<b>359-977</b>	<b>.367</b>	<b>566-657</b>	<b>.861</b>	<b>84</b>	<b>575</b>	<b>659</b>	<b>3.8</b>	<b>568</b>	<b>302</b>	<b>23</b>	<b>178</b>	<b>2725</b>	<b>15.6</b>			

**2024-25 Game Highlights:** Set UNC's NCAA Tournament single-game three-point percentage record and tied the record for most threes in a game by making 6 for 6 en route to a game-high 26 points against San Diego State • Fourth Tar Heel to make six 3FGs in an NCAA game and broke Hubert Davis' record of most threes made without a miss (Davis was 5 for 5 vs. Eastern Michigan in 1991) • Was the second time in any game a Tar Heel was 6 for 6 from three (Jason Capel vs. Clemson in 2001) • Was the fourth-best perfect three-point shooting game in NCAA Tournament history • Made five 3FGs and scored 23 points in the ACC quarterfinal win over Wake Forest • Three-pointer with 2:43 to play gave UNC a 61-57 lead • Went 8 for 8 from the line, the third time this season he shot 8 for 8 in a game • Hit four 3FGs and scored a game-high 20 points, including 10 straight points for the Tar Heels to tie the game, vs. Duke in his final game in the Smith Center • Scored 13 of his 20 points in the second half and posted his sixth career game with at least 20 points, five assists and zero turnovers in the win at Florida State • Went 8 for 8 from the line, scored a game-high 21 points and had five assists in home win over NC State • Six assists and made three 3FGs at Syracuse, where he scored 11 of his 16 points in the second half • Hit go-ahead and game-winning shot vs. Pitt with 51 seconds to play • Totaled 22 points, five rebounds, five assists and zero turnovers vs. Boston College, becoming the second Tar Heel ever with multiple career games with 20-5-5-0 • Scored seven of UNC's 13 overtime points vs. the Eagles • Hit three 3FGs and scored a game-high 26 points in the 15-point win over SMU • Season-high seven assists at Notre Dame in only game he failed to score in double figures • Season-high five threes vs. Campbell, hitting two 3FGs in the first four minutes vs. the Camels to break UNC's career 3FGs record • Hit tying and winning free throws with 13.6 seconds to play in 76-74 win over UCLA • Game-high 29 vs. Florida • Had 16 points, seven assists and three steals vs. Michigan State • Scored 20 of his game-high and season-best 30 points in the second half in the comeback win over Dayton • Made four threes, all in the second half • Gave UNC its first lead of the second half with a 3FG with 1:52 to play then assisted on Drake Powell's three, which was the game-winner • Led all scorers with 24 and added seven assists without a turnover vs. Elon, scoring five straight points after the Phoenix overcame a 16-point deficit to lead 71-69 • Scored 17 of his 24 in the second half, including 10 of UNC's final 21 after Elon took the lead.

**2023-24:** Won his second straight UNC Most Valuable Player award • Finalist for the Naismith Trophy and Wooden Award • Winner of the Jerry West Award, given by the Naismith Basketball Hall of Fame to the top shooting guard in the country • First Tar Heel and second ACC player (Duke's RJ Barrett in 2019) to win the West Award • Associated Press, NABC, USBWA, John R. Wooden, Naismith, Sporting News, ESPN.com, NCAA.com, CBSSports.com and Dick Vitale's first-team All-America • The 19th Tar Heel to be a consensus first-team All-America • ACC Player of the Year by the ACC and the Associated Press (received 90.7 of the first-place ballots by the ACC voters and was a unanimous choice by the AP) • Leading vote-getter for first-team All-ACC (also unanimous selection by the AP) • First-team All-ACC Tournament, averaging 24.3 points, 4.0 rebounds, 3.3 assists and 3.0 three-pointers in the three games.

Won National Player-of-the-Week honors from various organizations four times (Oklahoma, Charleston Southern, Wake Forest/Florida State and Miami/NC State) • The only player in the country to earn AP Player-of-the-Week honors twice this season • Recipient of an ACC Post-Graduate Scholarship and UNC's Scholar-Athlete award winner for men's basketball • ACC Player of the Week four times, the most by a Tar Heel since Joel Berry II won four times in 2016-17 • Joined Berry, Tyler Hansbrough, Antawn Jamison, Forte, Marcus Paige and Brice Johnson as Tar Heels with four or more ACC honors in one season.

Scored 784 points, fourth most in a season by a Tar Heel, the most ever by a guard and the most by any Tar Heel since Hansbrough's 882 in 2007-08 • Led the ACC in scoring in all games (career-high 21.2) and conference play (21.1) • Highest scoring average in ACC games since Barrett (23.6) in 2019 • Second in the ACC in 3FGs per game (3.05) and third in free throw percentage (87.3%) • Made 41 straight free throws from 11/23-12/16, which tied the UNC record (ended on his ninth and final attempt vs. Kentucky) • One of four Tar Heels to average 20 points and have 100 assists in a season (Charlie Scott in 1968, Ford in 1978 and Forte in 2001) • Led UNC in three-pointers (113), three-point percentage (.398) and plus/minus (+383) and was second in assists (129) and steals (45).

Set the UNC single-season record with 113 threes (previous 105 by Jackson in 2016-17) and 3.05 threes per game (previous 2.71 by Shammond Williams in 1996-97) • Ninth-most threes in a season in ACC history • Made a three in 36 of 37 games, including multiple threes 32 times • Career-high seven threes vs. Miami, which was the fifth time he made five or more this season • Led (or co-led) UNC in scoring 26 times and led (or co-led) both teams 18 times • Nine games with at least 20 points and five assists, most since Kenny Smith had nine in 1986-87 • Scored 30 or more points four times, most since Jamison in 1997-98 • Scored 25 or more points 11 times, most since Hansbrough's 16 in 2007-08 • Scored 20 or more points 23 times, most since Hansbrough's 27 in 2007-08 • First Tar Heel to score 20 or more in eight straight games (Villanova through Charleston Southern) since Hansbrough in 2008-09 • First Tar Heel since Scott in 1970 and fourth ever to score 26 or more points in five straight games (30 vs. Arkansas, 27 vs. Tennessee, 27 vs. FSU, 26 vs. UConn and 27 vs. Kentucky) • Five or more assists 12 times (UNC 9-3).

**2022-23:** Carolina's Co-Most Valuable Player with Armando Bacot • Honorable mention All-ACC and second-team All-ACC Tournament • Academic All-ACC team • Led the ACC in free throw shooting (.881) and was 10th in scoring (career-high 16.1) • Was 23rd nationally in free throw percentage • Shot the third-highest free throw percentage in a season by a Tar Heel • Also led UNC in assists (106), three-point percentage (.362) and plus/minus (+190), was second in scoring, three-pointers (63) and steals (36) • Scored in double figures 29 times • UNC was 5-2 when he scored 20 or more • Season-high 27 points and five threes in home win vs. Wake Forest • Made multiple threes 18 times (UNC 13-5) • UNC went 6-3 when he made three or more 3FGs • Season-high five assists nine times (UNC 7-2) • Had more assists than turnovers in 18 of the last 23 games • Career-best 5.1 rebounds (eight or more seven times, including 10 vs. Gardner-Webb, Georgia Tech and Virginia) • Made 38 for 72 (.528) from the floor in his last six games and 16 of 31 (.516) from three over his last five games • Averaged 21.0 points, made 15 of 26 FGs (.577) and 8 of 14 threes (.571) in two ACC Tournament games.

**2021-22:** UNC's Co-Most Improved Player with Caleb Love • Named to CoSIDA Academic All-District 3 team • Started every game and averaged 13.5 points and 3.6 assists • Led the team with 142 assists and 40 steals, was second free throw percentage (.833) and three-point percentage (.367), third in three-pointers (66) and fourth in scoring • Averaged 14.7 points over a team-high 37.7 minutes per game, had 30 assists/12 turnovers and made 29 for 31 from the free throw line in the NCAA Tournament • The 30 assists and 5.0 assists per game are the second most by a Tar Heel in a six-game NCAA Tournament series • UNC was 15-4 when he scored 15 or more points • Scored in double figures 28 times • Shot 44.8% from the floor, 40.3% from three and had 116 assists/50 turnovers in UNC's wins • Led UNC in scoring four times, assists 16 times and plus/minus 10 times • Made multiple threes 19 times (UNC 15-4), including six vs. Brown and five vs. Syracuse and Baylor.

**2020-21:** Academic All-ACC team honoree • Fifth on the team in scoring at 8.4 points per game • Averaged 10.3 ppg over the last eight games • Scored in double figures 14 times with a high of 19 vs. Virginia Tech in the ACC quarterfinals • Led UNC in scoring three times (UNLV, at Florida State, Virginia Tech) • Third on the team in three-pointers with 32 • Made multiple 3FGs 10 times with a high of four vs. Virginia Tech • Season-high eight assists at Iowa • Led the team in free throw percentage among those with 50 or more attempts (.821).

**Personal:** Born RJ Davis on Oct. 21, 2001, in White Plains, N.Y. • Son of Robert and Venessa Davis • His dad scored 2,118 points (without a three-point shot) from 1982-86 at Mercy College in Dobbs Ferry, N.Y., and still holds the school's career scoring record • Majored in exercise and sports science/sports administration with a minor in history • Wears No. 4 because his birthday (10/21) adds up to 4 (1-0-2-1) • Wore that number as a high school sophomore when Stepinac won city and state titles • Also played football and soccer.

### RJ DAVIS' GAME-BY-GAME LOGS

2020-21	FG	3FG	FT	REB	PF	PTS	A	TO	B	S	MP
Coll. of Charleston•	4-9	1-3	2-4	2-2-4	3	11	1	1	0	1	27
vs. UNLV•	5-9	3-4	3-3	2-4-6	1	16	1	1	0	0	28
vs. Stanford•	3-8	2-4	2-2	1-2-3	3	11	1	3	0	0	27
vs. Texas•	3-11	0-2	5-7	1-3-4	2	11	3	3	0	1	33
at Iowa•	4-8	2-5	2-4	0-2-2	1	12	8	3	0	0	34
NC Central•	2-10	0-5	2-2	0-1-1	2	6	3	3	0	0	33
vs. Kentucky•	1-6	1-4	0-1	0-0-0	2	3	1	0	0	0	16
at NC State•	5-14	1-4	0-0	0-3-3	2	11	3	3	0	0	36
at Georgia Tech•	1-7	1-3	2-2	0-3-3	2	5	3	3	0	0	24
Notre Dame	1-6	1-6	0-0	0-3-3	0	3	2	2	0	0	23
at Miami•	1-5	0-2	0-0	0-0-0	2	2	0	3	0	0	14
Syracuse•	3-8	2-6	4-4	1-1-2	0	12	1	0	0	2	22
at Florida State	6-9	2-3	2-2	0-4-4	1	16	3	1	0	1	20
Wake Forest	4-7	0-0	5-6	1-1-2	2	13	0	1	1	2	17
NC State	3-6	1-1	3-5	1-1-2	1	10	3	2	0	0	16
at Pittsburgh	2-7	1-3	0-0	0-0-0	1	5	3	2	0	0	21
at Clemson	0-3	0-2	0-0	0-2-2	2	0	2	1	0	1	12
at Duke	0-5	0-3	0-0	0-2-2	0	0	2	0	0	0	15
at Virginia	3-8	0-2	0-0	1-0-1	2	6	0	2	0	2	24
Northeastern	0-4	0-1	4-4	1-1-2	2	4	3	0	0	1	16
Louisville	2-5	2-4	0-0	0-0-0	1	6	3	1	0	0	18
Marquette	4-10	2-4	1-2	0-2-2	3	11	1	4	0	1	18
Florida State	3-11	2-7	4-4	0-3-3	1	12	1	5	0	1	23
at Syracuse	3-9	1-3	2-2	0-1-1	2	9	3	4	0	1	23
Duke	1-3	0-0	3-4	0-2-2	2	5	0	2	0	0	17
vs. Notre Dame (ACC)	5-9	2-5	2-2	0-2-2	0	14	0	0	0	3	19
vs. Virginia Tech	6-10	4-7	3-3	0-4-4	1	19	1	2	0	1	25
vs. Florida State	2-10	0-3	3-3	0-1-1	2	7	2	2	0	1	24
vs. Wisconsin (NCAA)	2-9	1-3	0-0	1-3-4	2	5	2	0	1	0	22
<b>2021-22</b>	<b>FG</b>	<b>3FG</b>	<b>FT</b>	<b>REB</b>	<b>PF</b>	<b>PTS</b>	<b>A</b>	<b>TO</b>	<b>B</b>	<b>S</b>	<b>MP</b>
Loyola Maryland•	2-5	1-2	1-1	0-5-5	4	6	5	2	0	1	23
Brown•	9-17	6-9	2-2	0-2-2	2	26	6	1	0	0	36
at Charleston•	2-3	0-1	2-3	1-1-2	3	6	4	2	0	1	21
vs. Purdue•	6-12	2-5	4-4	0-7-7	2	18	4	1	0	0	34
vs. Tennessee•	3-11	2-3	6-7	0-4-4	2	14	4	4	0	1	35
UNC Asheville•	5-11	2-6	0-0	0-5-5	3	12	1	4	0	2	30
Michigan•	4-11	1-3	0-0	0-2-2	1	9	1	1	0	1	28
at Georgia Tech•	8-11	4-6	3-3	0-5-5	3	23	5	3	0	1	35
Elon•	4-10	1-4	2-3	0-5-5	2	11	0	3	0	2	30
Furman•	2-8	0-3	2-5	0-3-3	1	6	7	1	0	0	36
vs. Kentucky•	3-8	0-3	4-6	0-1-1	1	10	3	2	0	1	30
App State•	7-10	1-1	0-0	0-3-3	1	15	2	1	0	2	34
at Boston College•	5-5	2-2	5-5	0-3-3	2	17	3	2	0	0	29
at Notre Dame•	6-12	3-7	4-4	0-3-3	2	19	5	2	0	1	39
Virginia•	0-10	0-5	2-2	0-5-5	2	2	4	0	1	1	38
Georgia Tech•	8-11	4-6	1-2	2-3-5	1	21	6	2	0	1	29
at Miami•	3-10	0-3	3-3	1-4-5	1	9	0	4	1	0	29
at Wake Forest•	6-12	2-4	4-5	2-3-5	3	18	3	2	0	0	31
Virginia Tech•	3-9	1-4	8-9	0-4-4	3	15	2	1	1	1	38
Boston College•	4-9	1-5	4-4	0-7-7	3	13	0	3	0	0	34
NC State•	6-8	3-4	2-4	1-2-3	1	17	4	1	0	1	28
at Louisville•	6-15	4-8	2-2	0-4-4	4	18	5	2	1	1	43
Duke•	4-11	0-3	3-4	1-1-2	2	11	2	1	0	2	32
at Clemson•	6-11	3-4	1-2	0-3-3	2	16	6	0	0	0	37
Florida State•	7-13	2-6	0-1	0-4-4	3	16	5	1	2	1	28
Pittsburgh•	1-6	0-2	1-2	0-1-1	3	3	2	2	0	4	35
at Virginia Tech•	4-10	2-6	0-0	1-5-6	1	10	2	2	0	1	32
Louisville•	5-11	2-5	4-4	0-1-1	4	16	2	0	0	3	36
at NC State•	3-8	0-3	0-0	0-3-3	2	6	3	1	0	1	38
Syracuse•	6-13	5-11	0-0	0-2-2	1	17	5	4	0	1	42
at Duke•	9-16	2-4	1-2	1-4-5	2	21	4	2	1	2	40
vs. Virginia (ACC)•	4-13	0-4	0-0	3-5-8	1	8	6	2	1	1	31
vs. Virginia Tech•	2-10	1-6	5-6	1-4-5	2	10	1	3	0	1	36
vs. Marquette (NCAA)•	1-10	1-5	1-2	1-3-4	0	4	12	1	0	0	30
vs. Baylor•	8-17	5-10	9-10	0-5-5	4	30	6	3	0	1	45
vs. UCLA•	3-11	1-4	5-5	1-6-7	2	12	3	2	0	0	37
vs. Saint Peter's•	2-11	0-4	5-5	0-4-4	4	9	3	2	0	4	39
vs. Duke•	6-13	2-4	4-4	0-7-7	4	18	4	1	0	0	36
vs. Kansas•	5-17	0-5	5-5	6-6-12	0	15	2	3	0	0	40

2022-23	FG	3FG	FT	REB	PF	PTS	A	TO	B	S	MP
UNCW•	6-11	1-3	4-4	0-4-4	2	17	1	1	0	1	37
Charleston•	4-8	1-4	2-2	1-2-3	3	11	5	3	1	0	35
Gardner-Webb•	4-13	2-6	4-4	2-8-10	2	14	3	2	0	3	35
James Madison•	7-16	2-7	5-6	0-2-2	2	21	5	2	0	0	34
vs. Portland•	4-11	1-3	4-4	0-3-3	1	13	5	1	0	0	32
vs. Iowa State•	5-14	1-7	4-4	1-2-3	3	15	1	2	0	1	32
vs. Alabama•	8-24	2-6	1-2	0-9-9	4	19	4	2	0	3	51
at Indiana•	4-11	1-2	2-2	1-6-7	2	11	2	3	0	1	33
at Virginia Tech•	6-11	0-4	6-7	0-4-4	4	18	1	2	1	2	35
Georgia Tech•	8-13	1-2	5-6	2-8-10	3	22	3	4	0	1	35
The Citadel•	2-6	2-4	0-0	0-2-2	2	6	3	1	0	0	20
vs. Ohio State•	6-13	1-5	8-9	1-7-8	3	21	4	3	0	2	40
vs. Michigan•	6-15	4-8	3-4	1-5-6	2	19	5	2	0	1	38
at Pittsburgh•	4-11	1-5	7-8	0-5-5	4	16	3	2	0	0	35
Wake Forest•	9-14	5-8	4-4	0-4-4	2	27	4	0	0	3	38
Notre Dame•	5-11	2-4	1-2	0-5-5	2	13	5	1	0	3	36
at Virginia•	6-12	3-5	1-2	1-2-3	3	16	1	4	0	1	35
at Louisville•	4-7	2-4	2-2	0-4-4	4	12	5	1	0	0	27
Boston College•	6-13	4-7	2-2	0-0-0	3	18	3	1	0	1	32
NC State•	5-8	2-4	14-14	0-4-4	2	26	0	3	0	0	37
at Syracuse•	4-9	1-4	0-2	1-5-6	3	9	5	1	0	2	35
Pittsburgh•	3-15	0-6	2-4	2-6-8	4	8	3	3	0	1	37
at Duke•	5-16	1-5	0-0	1-4-5	4	11	5	0	0	0	35
at Wake Forest•	4-12	0-4	8-8	1-4-5	3	16	5	3	0	1	31
Clemson•	5-12	4-10	3-4	0-2-2	3	17	4	3	0	0	30
Miami•	9-18	2-7	3-3	2-3-5	4	23	2	1	0	2	36
at NC State•	2-13	1-6	2-2	2-2-4	4	7	3	1	0	0	40
at Notre Dame•	5-10	0-4	2-2	0-8-8	4	12	1	1	0	2	33
Virginia•	5-10	2-4	4-4	0-10-10	3	16	4	2	0	0	37
at Florida State•	7-13	3-7	2-2	0-4-4	3	19	4	3	0	2	38
Duke	6-13	3-5	2-2	0-6-6	2	17	3	1	0	2	38
vs. BC (ACC)•	7-12	4-6	0-0	1-3-4	3	18	3	0	0	0	32
vs. Virginia•	8-14	4-8	4-5	0-4-4	3	24	1	3	0	1	38
<b>2023-24</b>	<b>FG</b>	<b>3FG</b>	<b>FT</b>	<b>REB</b>	<b>PF</b>	<b>PTS</b>	<b>A</b>	<b>TO</b>	<b>B</b>	<b>S</b>	<b>MP</b>
Radford•	6-14	1-5	0-0	0-3-3	1	13	2	2	0	1	28
Lehigh•	8-14	3-6	3-3	1-3-4	0	22	1	3	0	3	29
UC Riverside•	3-11	1-7	1-1	0-3-3	1	8	4	0	0	0	28
vs. Northern Iowa•	4-11	3-7	2-3	1-0-1	1	13	4	3	0	0	31
vs. Villanova•	8-22	2-8	5-6	0-5-5	2	23	3	2	0	0	41
vs. Arkansas•	9-18	2-5	10-10	0-2-2	3	30	2	1	0	1	35
Tennessee•	8-17	5-11	6-6	0-4-4	0	27	2	0	0	0	38
Florida State•	8-17	3-9	8-8	0-3-3	1	27	5	2	0	2	38
vs. UConn•	8-17	4-8	6-6	0-4-4	2	26	1	1	0	1	38
vs. Kentucky•	8-18	3-9	8-9	2-5-7	3	27	4	5	0	0	38
vs. Oklahoma•	7-18	5-9	4-4	1-3-4	3	23	5	0	0	3	35
Charleston Southern•	7-13	3-6	3-3	0-1-1	0	20	10	0	0	5	26
at Pittsburgh•	6-16	3-6	0-0	0-3-3	1	15	4	3	0	1	37
at Clemson•	5-13	2-5	2-2	0-4-4	0	14	3	1	0	1	35
at NC State•	6-19	4-10	0-0	0-4-4	1	16	1	2	0	1	35
Syracuse•	7-12	4-6	4-4	1-1-2	2	22	2	1	0	5	27
Louisville•	6-12	4-7	5-5	1-5-6	2	21	6	1	0	2	36
at Boston College•	5-14	2-7	4-5	2-4-6	2	16	4	1	0	0	35
Wake Forest•	14-23	4-8	4-5	0-4-4	2	36	2	0	0	0	37
at Florida State•	9-18	2-8	4-5	0-3-3	3	24	1	4	0	1	35
at Georgia Tech•	11-24	3-8	3-4	2-3-5	2	28	4	2	0	1	36
Duke•	5-14	2-3	5-6	0-2-2	1	17	5	0	0	1	38
Clemson•	7-22	5-12	3-5	0-4-4	3	22	5	0	1	0	38
at Miami•	6-19	5-11	8-8	0-7-7	2	25	5	3	1	2	39
at Syracuse•	7-17	4-11	1-1	0-0-0	3	19	3	1	0	1	37
Virginia Tech•	6-13	3-8	5-6	1-1-2	3	20	5	2	1	0	36
at Virginia•	1-14	1-8	9-10	1-3-4	2	12	1	3	2	1	



CAROLINA'S CONSENSUS FIRST-TEAM ALL-AMERICAS

Table listing Carolina's Consensus First-Team All-Americans with names and years.

\* named to all the teams that determine the consensus All-Americans

JERRY WEST AWARD (best shooting guard) RJ Davis 2024

ACC PLAYERS OF THE YEAR, UNC

Table listing ACC Players of the Year for UNC from 1957 to 2024.

UNC's MOST VALUABLE PLAYER

Table listing UNC's Most Valuable Player for 3 times, including RJ Davis (2023-24-25).

POINTS - CAREER, UNC

Table listing career points for UNC players: Tyler Hansbrough, RJ Davis, Armando Bacot, Phil Ford, Sam Perkins.

POINTS - CAREER, UNC GUARDS

Table listing career points for UNC guards: RJ Davis, Phil Ford, Charlie Scott, Marcus Paige, Bobby Lewis.

POINTS - CAREER, ACC

Table listing career points for ACC players: Tyler Hansbrough, J.J. Redick, RJ Davis, Dickie Hemric, Johnny Dawkins.

SCORING AVERAGE - CAREER, UNC GUARDS

Table listing scoring averages for UNC guards: Charlie Scott, Bobby Lewis, Joseph Forte, Phil Ford, York Larese, Michael Jordan, Coby White, RJ Davis, Wayne Ellington, Caleb Love, Al Lifson.

POINTS - SEASON, UNC

Table listing points per game for UNC players by season: Lennie Rosenbluth, Tyler Hansbrough, Antawn Jamison, RJ Davis, Bobby Lewis.

POINTS - SEASON, UNC GUARDS

Table listing points per game for UNC guards by season: RJ Davis, Bobby Lewis, Charlie Scott, Michael Jordan, Charlie Scott.

THREE-POINTERS - CAREER, UNC

Table listing career three-pointers for UNC players: RJ Davis, Marcus Paige, Joel Berry II, Shammond Williams, Wayne Ellington.

THREE-POINTERS - CAREER, ACC

Table listing career three-pointers for ACC players: J.J. Redick, Curtis Staples, Joseph Girard III, RJ Davis, Dennis Scott.

THREE-POINTERS - SEASON, UNC

Table listing three-pointers per game for UNC players by season: Justin Jackson, Brady Manek, Cameron Johnson, Shammond Williams.

THREE-POINTERS - SEASON, ACC

Table listing three-pointers per game for ACC players by season: J.J. Redick, Dennis Scott, Jason Williams, Curtis Staples, Shane Battier, J.J. Redick, Kyle Guy, Dennis Scott, RJ Davis.

THREE-POINTERS PER GAME - SEASON, UNC

Table listing three-pointers per game for UNC players by season: RJ Davis, Shammond Williams, Cameron Johnson, Justin Jackson, P.J. Hairston.



CONSECUTIVE GAMES W/MULTIPLE 3FGS, UNC

Table listing consecutive games with multiple 3FGs for UNC players: RJ Davis, Justin Jackson, Marcus Paige, Shammond Williams, Donald Williams.

CONSECUTIVE GAMES WITH A 3FG, UNC

Table listing consecutive games with a 3FG for UNC players: Caleb Love, RJ Davis, Marcus Paige, Rashad McCants, Shammond Williams, Hubert Davis.

FREE THROW PERCENTAGE - CAREER, UNC

Table listing career free throw percentages for UNC players: RJ Davis, Shammond Williams, Marvin Williams, Danny Green, Marcus Paige.

FREE THROW PERCENTAGE - SEASON, UNC

Table listing free throw percentages for UNC players by season: Shammond Williams, Joel Berry II, RJ Davis, Jeff Lebo, Marcus Paige, Steve Hale, Cormac Ryan, RJ Davis, RJ Davis.


CONSECUTIVE FREE THROWS MADE, UNC

Table listing consecutive free throws made for UNC players: RJ Davis, Jeff Lebo, Caleb Love, RJ Davis, Bobby Lewis, Shammond Williams.



## 5 – CADE TYSON

### 6-7, Junior, Guard/Forward, Monroe, N.C.



**Career:** Has scored 993 points and made 142 three-pointers in 92 college games • Averaged 15.0 points and 5.3 rebounds in 61 games at Belmont • Led Belmont to 41 wins over the previous two seasons • Top 15 in the Missouri Valley Conference in points per game in both seasons • Was the league's Rookie of the Year in 2022-23 and second-team all-conference in 2023-24 • Has scored in double figures 52 times with a high of 31 at Samford on 12/16/23 • Scored 20 or more points 12 times • Career-high six three-pointers in the 31-point game at Samford and 2/24/24 vs. Missouri State • Made multiple 3FGs 38 times •

Made four or more 11 times • One double-double (19 points, career-best 10 rebounds) at Murray State as a sophomore • Career-high 12 field goals (12 for 17) in a 29-point effort vs. Northern Iowa on 1/17/24.

**2024-25 at Carolina:** Averaged 2.6 points and was 14 of 48 from three in 31 games • Scored in double figures twice – 23 vs. La Salle and 11 vs. American • Made a three-pointer in seven games • Made 14 of his 29 field goals from three-point range • Plus/minus for the season was plus 87 • Season highs in points (23), field goals (9), 3FGs (5), rebounds (5) on December 14 vs. La Salle • Hit four threes and scored 14 points in the second half • Scored six first-half points, had four rebounds (most since the La Salle game) in the win at Florida State • Played 14 minutes in Tallahassee, his longest stint since January 1 at Louisville • Was a plus 11 vs. FSU, second best in an ACC game • Made threes in back-to-back ACC games for the first time in late February against NC State and Virginia • Hit a pair of three-pointers in the home win over NC State • Were his first threes since 1/1 at Louisville • Was a plus 12 in nine minutes at Duke • Seven of his nine points at Hawai'i came in the second half • Made three 3FGs and scored in double figures for the first time as a Tar Heel (11) vs. American.

**2023-24 at Belmont:** Second-team All-Missouri Valley Conference • Led the MVC and was second in the nation in three-point percentage • Made 80 of 172 three-pointers for 46.5% • Fourth in the MVC in field goal accuracy (.493) and ninth in scoring at 16.2 points per game • Scored in double figures 25 times with a high of 31 at Samford • Scored 20 or more nine times, including 25 or more five times (31 at Samford, 29 vs. Georgia State and Northern Iowa, 26 at Penn and 25 vs. Missouri State) • Season/career-high six three-pointers at Samford and vs. Missouri State • Made multiple threes in 21 of his 31 games • Three or more 16 times • Made 32 threes over a 10-game stretch late in the season, including 11 in back-to-back games against Missouri State and Murray State.

**2022-23 at Belmont:** Missouri Valley Conference Freshman of the Year • MVC All-Newcomer and All-Freshman teams • Averaged 13.6 points and 4.6 rebounds • Second in the MVC in free throw percentage (.859) and three-point percentage (.417) and fifth in field goal percentage (.490) • Leading freshman scorer in the MVC • Scored in double figures 25 times • Made multiple 3FGs 14 times • Scored 36 points in his first two games, which set Belmont's Division I-era record • Hit game-winning shot in debut vs. Ohio on 11/7/22, which was featured on ESPN's Top 10 plays • Season-high 24 points vs. Indiana State in the MVC Tournament • Other top scoring games included 20 vs. Missouri State, 19 vs. UIC and 18 points at Furman and Murray State • Season-best 4 for 6 from three-point range at Murray State.

2024-25	FG	3FG	FT	REB	PF	PTS	A	TO	B	S	MP
Elon	1-6	0-3	0-0	1-1-2	2	2	0	0	0	0	17
at Kansas	0-1	0-0	0-0	0-0-0	0	0	0	0	0	0	1
American	4-8	3-7	0-0	0-2-2	2	11	0	1	0	0	21
at Hawai'i	3-5	1-3	2-2	0-0-0	3	9	0	0	0	0	15
vs. Dayton	0-1	0-1	2-2	1-0-1	1	2	0	0	0	1	3
vs. Auburn	0-0	0-0	0-1	0-1-1	2	0	0	0	0	0	1
vs. Michigan State	0-0	0-0	0-0	0-1-1	0	0	0	0	0	0	2
Alabama	0-0	0-0	0-0	0-0-0	1	0	0	0	0	0	8
Georgia Tech	0-1	0-1	0-0	0-0-0	0	0	0	0	0	0	5
La Salle	9-14	5-10	0-1	1-4-5	4	23	1	1	1	2	21
vs. Florida	0-3	0-2	0-0	0-2-2	2	0	1	0	0	0	15
vs. UCLA	0-0	0-0	0-2	0-2-2	0	0	0	1	0	0	7
Campbell	1-5	0-4	1-2	1-2-3	2	3	0	0	0	0	18
at Louisville	1-3	1-1	0-0	0-3-3	5	3	0	0	0	0	15
at Notre Dame	0-1	0-1	2-2	0-0-0	0	2	0	0	0	0	8
SMU											DNP
at NC State											DNP
Cal	1-1	0-0	0-0	0-0-0	1	2	0	0	0	0	6
Stanford	0-0	0-0	0-0	0-0-0	1	0	0	0	0	0	3
at Wake Forest	0-1	0-1	1-2	0-0-0	1	1	0	0	0	0	3
Boston College	0-1	0-1	0-0	1-0-1	0	0	0	0	0	0	2
at Pitt											DNP
at Duke	0-1	0-1	0-0	1-1-2	1	0	0	0	0	0	9
Pitt	0-0	0-0	0-0	0-0-0	0	0	0	0	0	0	3
at Clemson	1-2	0-1	0-0	0-1-1	0	2	0	0	0	0	5
at Syracuse											DNP
NC State	2-3	2-3	0-0	0-1-1	0	6	0	0	0	0	9
Virginia	1-1	1-1	0-0	0-0-0	0	3	0	0	0	1	4
at Florida State	3-5	0-2	0-0	1-3-4	1	6	0	1	0	0	14
Miami	0-1	0-1	1-2	1-0-1	0	1	0	0	0	0	4
at Virginia Tech	2-3	1-1	0-0	1-0-1	1	5	0	0	0	1	7
Duke											DNP
vs. Notre Dame (ACC)	0-2	0-1	0-0	0-0-0	1	0	0	0	0	0	7
vs. Wake Forest	0-0	0-0	0-0	0-0-0	0	0	0	0	0	0	0+
vs. Duke											DNP
vs. SDSU (NCAA)	0-2	0-1	0-0	0-1-1	0	0	0	0	0	0	7
vs. Ole Miss	0-1	0-1	0-0	0-0-0	0	0	1	0	0	1	5

**Personal:** Born Cade Washington Tyson on Aug. 11, 2003, in Monroe • Son of Jonathan and Torri Tyson • His brother, Hunter, played for Clemson from 2018-23, and plays for the Denver Nuggets • His father played basketball at Wingate • Has a twin sister who attends NC State • Majoring in exercise and sports science/sports administration.

TYSON'S STATS (2022-24 at Belmont)																			
Year	GP-GS	Min.	Ave.	FGM-A	Pct.	3FGM-A	Pct.	FTM-A	Pct.	Off	Def	Reb	Ave.	A	TO	B	S	Pts	Ave.
2022-23	30-28	872	29.1	144-294	.490	48-115	.417	73-85	.859	33	105	138	4.6	28	38	11	30	409	13.6
2023-24	31-31	981	31.6	176-357	.493	80-172	.465	71-83	.855	35	148	183	5.9	49	44	18	27	503	16.2
<b>Totals</b>	<b>61-59</b>	<b>1853</b>	<b>30.4</b>	<b>320-651</b>	<b>.492</b>	<b>128-287</b>	<b>.446</b>	<b>144-168</b>	<b>.857</b>	<b>68</b>	<b>253</b>	<b>321</b>	<b>5.3</b>	<b>77</b>	<b>82</b>	<b>29</b>	<b>57</b>	<b>912</b>	<b>15.0</b>
Year	GP-GS	Min.	Ave.	FGM-A	Pct.	3FGM-A	Pct.	FTM-A	Pct.	Off	Def	Reb	Ave.	A	TO	B	S	Pts	Ave.
2024-25	31-0	246	7.9	29-72	.403	14-48	.292	9-16	.563	9	25	34	1.1	3	4	1	6	81	2.6
<b>3-Yr Totals</b>	<b>92-59</b>	<b>2099</b>	<b>22.8</b>	<b>349-723</b>	<b>.483</b>	<b>142-335</b>	<b>.424</b>	<b>153-184</b>	<b>.832</b>	<b>77</b>	<b>278</b>	<b>355</b>	<b>3.9</b>	<b>80</b>	<b>86</b>	<b>30</b>	<b>63</b>	<b>993</b>	<b>10.8</b>



## 7 – SETH TRIMBLE

### 6-3, Junior, Guard, Menomonee Falls, Wis.



**Career:** Played in 102 games with 21 starts, 18 of which came in his junior season • Averaged 6.2 points, 2.6 rebounds and 0.9 assists • Scored in double figures 31 times (seven times in the first two years and 24 times as a junior) with a high of 27 vs. Dayton on 11/25/24 • Has three career double-doubles in points/rebounds • Thirty-nine of his 202 field goals are two-pointers • Made 39 of 131 three-pointers (29.8%) • Career-high three 3FGs twice (as a junior vs. Elon and Auburn) • Scoring improved nearly 10 points from this freshman to junior seasons • Attempted 1.9 free throws per game as a sophomore, then increased that to 3.4 makes in 4.1 attempts per game as a junior.



**2024-25:** Won the Marvin Williams Carolina Way Award, given to the player who best exemplifies playing hard, being unselfish and putting the team first • Averaged 11.6 points, an increase of 6.4 ppg from last season and the third-highest average on the team • Set career scoring highs three times • Led UNC in steals (46) and was second in rebound average (5.0), free throw percentage (.821), FT makes and attempts (115 for 140) • Second on the team in double-figure scoring games with 24 (UNC 16-8) • Season- and career-high 27 points vs. Dayton • Double figures in 13 ACC games with a high of 19 vs. Georgia Tech • Made at least one three in 17 games • Multiple threes six times (UNC 5-1, only loss was to Auburn) • Made 23 of 27 from the free throw line in the last four games • Made four or more free throws in seven of the last eight games • Made 13 more field goals than free throws • Six or more rebounds 11 times, 10 or more three times and led the Tar Heels in rebounding seven times • Three or more offensive rebounds five times • Made multiple steals 14 times, including four twice and three five other times • Did not play vs. Campbell, Louisville and Notre Dame due to an upper body injury he suffered in practice on December 28.

**2024-25 Game Highlights:** Scored all nine of his points in the second half vs. Ole Miss • Scored 10 of his 16 points and went 6 for 6 from the line in the first half in the 27-point win over San Diego State • Made three steals and scored 12 of his 14 points in the second half vs. Duke in the ACC semifinals (scored seven of Carolina's last 10 points, including two free throws with 32 seconds to play to pull within a point) • Made 8 of 9 free throws in the win over Wake Forest, the third time this season he made eight free throws • Active first half at Virginia Tech, scoring 12 of his 17 points, making three steals, blocking a shot and hitting a three, sparking a late-half surge when Carolina went from leading by two to building a 17-point lead at the break • Made two three-pointers in back-to-back games (Florida State and Miami) for the first time since Dayton and Auburn in Maui • Hit a pair of threes and went 6 for 10 from the floor for 17 points at Florida State, scoring a dozen points in the second half • Led Carolina in plus/minus (+20), went 6 for 9 from the floor and grabbed a game-high seven rebounds in the home win over NC State • Hit two three-pointers, scored 15 points and had a game-high seven rebounds in win over Pitt (first time with multiple threes since Auburn on November 26) • Had his best game since before the injury against Boston College with 18 points, a career-high 12 rebounds (career-best five offensive) in a career-high 43 minutes • Hit two free throws with 18.6 seconds and made a left-handed shot inside the lane with 12.9 seconds to play to tie the game at 89 and force overtime • Five field goals and 18 points vs. BC were his most since he made five FGs and scored 19 vs. Georgia Tech on December 7 • Hit two free throws with seven seconds to play to give a UNC a 71-70 lead over Stanford • Scored 12 points with three steals and six rebounds and helped hold Andrej Stojakovic, the ACC's leading scorer, to just six points in the win over Cal • Was first time he scored in double figures since returning to the lineup • Forced turnover with 41 seconds to play and game tied at 61

set up the go-ahead basket in the win at NC State • Scored 11 of his 12 points vs. UCLA in the second half • Gave UNC its first lead of the second half vs. Florida on a three-point play after one of his three steals • Scored six straight points to tie the game and spark a 13-0 run and finished with a team-high 19 points in the win over Georgia Tech • Tied his career high with eight free throws (in nine attempts) • Also led UNC with three offensive rebounds and tied his career high with four steals • Named to the Maui Invitational All-Tournament team after averaging 17.7 points in the three games • Hit a game-tying 3FG with 4.3 seconds to play vs. Michigan State • Tied career high with three 3FGs vs. Auburn • Career-high 27 points (17 in the second half) on 10 of 14 from the floor in the 21-point comeback win over Dayton • Added a game-high 10 rebounds vs. Dayton for his first career double-double • Scored 13 of UNC's 23 points in one stretch as UNC cut its deficit from 14 to three • Scored a team-high 19 points at Kansas, his second straight career high • Was first time he led UNC in scoring in his career • Also set career highs from the FT line (8 for 8) and minutes (33) • Set a then-career high in points (15) and had career-bests in 3FGs (3) and field goals (6, tied) vs. Elon • Scored 33 points in exhibition game win at Memphis.

**2023-24:** Third-leading vote-getter for ACC Sixth Man of the Year • Averaged 5.2 points in 17.1 minutes per game • Was the team's leading scorer off the bench • Scored in double figures six times (season and career-high 12 three times) and had nine points in two other games • Carolina went 6-0 when he scored in double figures • Shot 47% from the floor, including 41.9% from three (made 13 of 31, 1 of 6 as a freshman) • Made 18 of 31 shots from the floor over the last 10 games • Averaged 8.0 points in the two wins over Duke.

**2022-23:** Averaged 1.8 points and 0.6 assists in 9.8 minutes per game • Played in all 33 games • Season-highs included 11 points in the home win over Wake Forest and five assists vs. The Citadel • Made his first college start vs. Notre Dame in early January • Played the second-most minutes among the non-starters • Played 20 or more minutes four times with highs of 23 vs. Notre Dame and 22 vs. Wake Forest.

**Personal:** Born Seth Louis Trimble on Aug. 9, 2004, in Wauwatosa, Wis. • Son of Laurence and Trevor Trimble • His brother, J.P. Tokoto, played at Carolina from 2012-15 • Majoring in exercise and sports science/sports administration • Played soccer through eighth grade • Made the honor roll three times.

#### TRIMBLE'S STATS

Year	GP-GS	Min.	Ave.	FGM-A	Pct.	3FGM-A	Pct.	FTM-A	Pct.	Off	Def	Reb	Ave.	A	TO	B	S	Pts	Ave.
2022-23	33-2	322	9.8	20-44	.455	1-6	.167	17-31	.548	3	24	27	0.8	21	20	9	6	58	1.8
2023-24	35-1	599	17.1	62-132	.470	13-31	.419	44-66	.667	18	56	74	2.1	32	22	7	13	181	5.2
2024-25	34-18	974	28.6	128-299	.428	25-94	.266	115-140	.821	40	129	169	5.0	44	36	11	46	396	11.6
<b>Totals</b>	<b>102-21</b>	<b>1896</b>	<b>18.6</b>	<b>210-475</b>	<b>.442</b>	<b>39-131</b>	<b>.298</b>	<b>176-237</b>	<b>.743</b>	<b>61</b>	<b>209</b>	<b>270</b>	<b>2.6</b>	<b>97</b>	<b>78</b>	<b>27</b>	<b>65</b>	<b>635</b>	<b>6.2</b>

**SETH TRIMBLE'S GAME-BY-GAME LOGS**

2022-23	FG	3FG	FT	REB	PF	PTS	A	TO	B	S	MP
UNCW	1-3	0-0	2-3	0-0-0	3	4	0	0	1	0	15
Charleston	2-2	0-0	0-0	0-0-0	3	4	0	0	0	0	11
Gardner-Webb	1-3	0-0	1-2	0-1-1	1	3	0	0	0	0	15
James Madison	2-4	1-1	0-1	0-1-1	3	5	0	1	0	1	12
vs. Portland	0-0	0-0	0-0	0-0-0	1	0	1	1	0	0	5
vs. Iowa State	0-1	0-0	2-2	0-1-1	1	2	0	1	0	0	13
vs. Alabama	0-0	0-0	0-1	0-1-1	0	0	0	0	0	0	7
at Indiana	1-1	0-0	1-2	0-1-1	1	3	0	1	0	0	9
at Virginia Tech	3-3	0-0	0-0	1-2-3	1	6	1	0	1	1	23
Georgia Tech	1-5	0-1	2-2	0-2-2	1	4	3	0	0	1	15
The Citadel	0-5	0-1	2-2	0-3-3	1	2	5	1	1	2	21
vs. Ohio State	0-0	0-0	0-0	0-0-0	0	0	1	2	0	0	11
vs. Michigan	0-1	0-1	1-2	0-0-0	2	1	0	1	0	0	18
at Pitt	0-0	0-0	0-0	0-0-0	0	1	0	0	0	0	5
Wake Forest	4-4	0-0	3-4	1-1-2	3	11	0	1	2	0	22
Notre Dame•	1-2	0-1	1-4	0-3-3	2	3	4	2	2	0	23
at Virginia	0-2	0-0	2-2	1-0-1	3	2	1	0	0	0	16
at Louisville	0-0	0-0	0-0	0-0-0	3	0	1	1	0	0	11
Boston College	0-0	0-0	0-0	0-0-0	0	0	0	1	0	0	3
NC State	0-0	0-0	0-0	0-0-0	1	0	0	1	0	0	4
at Syracuse	0-0	0-0	0-2	0-1-1	0	0	0	0	0	0	4
Pitt	0-0	0-0	0-0	0-0-0	1	0	0	0	0	1	5
at Duke	0-0	0-0	0-0	0-2-2	0	0	0	1	0	0	4
at Wake Forest	2-3	0-0	0-0	0-1-1	5	4	0	0	1	0	12
Clemson	0-0	0-0	0-0	0-0-0	0	0	1	0	0	0	6
Miami	0-1	0-0	0-0	0-1-1	0	0	0	1	0	0	4
at NC State	0-1	0-1	0-0	0-1-0	0	0	0	1	0	0	6
at Notre Dame	0-0	0-0	0-0	0-0-0	2	0	0	0	0	0	4
Virginia	0-1	0-0	0-0	0-1-1	1	0	0	0	0	0	3
at Florida State	0-0	0-0	0-2	0-0-0	1	0	1	2	0	1	9
Duke	0-0	0-0	0-0	0-0-0	0	0	0	1	0	0	1
vs. BC (ACC)	2-2	0-0	0-0	0-1-1	1	4	1	0	0	0	5
vs. Virginia	0-0	0-0	0-0	0-0-0	0	0	0	0	0	0	0+
<b>2023-24</b>	<b>FG</b>	<b>3FG</b>	<b>FT</b>	<b>REB</b>	<b>PF</b>	<b>PTS</b>	<b>A</b>	<b>TO</b>	<b>B</b>	<b>S</b>	<b>MP</b>
Radford	0-1	0-0	1-2	0-1-1	1	1	0	1	1	0	11
Lehigh	0-1	0-0	3-5	1-0-1	0	3	3	0	1	0	19
UC Riverside	5-7	1-1	0-0	0-2-2	2	11	1	0	0	0	15
vs. Northern Iowa•	0-0	0-0	0-0	0-1-1	1	0	0	2	0	1	13
vs. Villanova	1-4	0-1	3-3	0-1-1	3	5	0	0	0	0	14
vs. Arkansas	4-5	2-2	2-4	1-3-4	4	12	0	1	0	0	25
Tennessee	2-5	0-1	0-0	2-0-2	3	4	0	1	0	1	13
Florida State	3-3	0-0	3-4	0-0-0	1	9	1	0	0	0	14
vs. UConn	1-2	0-1	0-0	1-3-4	3	2	1	0	0	0	16
vs. Kentucky	1-4	1-2	3-4	0-3-3	0	6	0	0	0	0	16
vs. Oklahoma	2-4	1-2	0-2	0-1-1	0	5	0	0	1	0	22
Charleston Southern	6-10	0-0	0-0	2-4-6	1	12	1	0	0	0	20
at Pitt	3-7	1-1	3-4	2-4-6	3	10	1	1	0	1	23
at Clemson	1-3	1-1	0-0	2-2-4	1	3	0	0	0	0	21
at NC State	2-4	0-0	2-3	1-1-2	0	6	1	1	0	1	15
Syracuse	3-8	1-2	2-3	0-1-1	1	9	0	3	1	1	21
Louisville	0-3	0-1	0-0	1-1-2	0	0	0	2	1	0	16
at Boston College	2-3	1-2	1-2	0-4-4	2	6	1	0	0	0	15
Wake Forest	0-1	0-0	0-0	0-0-0	3	0	0	0	0	0	15
at Florida State	0-3	0-0	3-4	1-1-2	0	3	1	1	0	0	16
at Georgia Tech	2-7	0-2	2-5	0-1-1	2	6	2	2	0	3	22
Duke	5-9	0-2	0-0	0-2-2	0	10	2	0	0	1	19
Clemson	DNP (upper body)										
at Miami	DNP (upper body)										
at Syracuse	0-2	0-0	1-2	1-1-2	1	1	0	0	0	0	11
Virginia Tech	1-2	0-0	2-2	0-1-1	2	4	4	0	0	0	21
at Virginia	0-1	0-0	0-0	0-2-2	1	0	1	0	0	0	14
Miami	1-1	0-0	1-3	0-3-3	2	3	0	1	0	0	22
NC State	1-2	0-1	2-4	0-0-0	0	4	1	0	0	1	15
Notre Dame	3-5	0-2	0-0	0-0-0	2	6	0	0	0	0	16
at Duke	3-5	0-0	0-0	1-3-4	1	6	1	1	0	2	19
vs. Fla State (ACC)	4-7	0-0	4-4	0-5-5	0	12	2	2	0	0	18
vs. Pitt	1-1	1-1	2-2	0-3-3	0	5	4	0	0	0	24
vs. NC State	0-3	0-2	2-2	1-0-1	1	2	1	2	0	0	16
vs. Wagner (NCAA)	2-3	1-1	0-0	1-1-2	1	5	2	0	0	1	13
vs. Michigan State	1-2	0-1	0-0	0-1-1	0	2	0	1	2	1	18
vs. Alabama	2-4	2-2	2-2	0-0-0	0	8	1	0	0	0	11

2024-25	FG	3FG	FT	REB	PF	PTS	A	TO	B	S	MP
Elon•	6-12	3-4	0-1	0-2-2	1	15	3	1	1	2	30
at Kansas•	5-11	1-3	8-8	1-3-4	1	19	0	1	0	0	33
American•	4-6	1-2	4-4	0-6-6	0	13	1	2	1	1	26
at Hawai'i•	3-8	1-1	6-7	0-3-3	2	13	4	0	2	2	29
vs. Dayton•	10-14	2-5	5-5	3-7-10	4	27	1	1	1	0	33
vs. Auburn•	7-13	3-6	0-2	0-1-1	3	17	1	3	0	1	30
vs. Michigan State•	3-9	1-2	2-3	0-2-2	0	9	3	2	1	4	37
Alabama•	4-13	1-4	3-4	2-2-4	2	12	1	1	0	0	28
Georgia Tech•	5-6	1-1	8-9	3-4-7	2	19	0	0	0	4	34
La Salle•	4-7	0-3	2-3	2-6-8	1	10	4	3	0	2	30
vs. Florida•	4-10	0-2	3-3	4-3-7	4	11	0	0	0	3	34
vs. UCLA•	2-10	1-6	7-8	1-3-4	1	12	2	2	2	2	31
Campbell	DNP - upper body inj										
at Louisville	DNP - upper body inj										
at Notre Dame	DNP - upper body inj										
SMU	0-3	0-1	0-1	0-2-2	0	0	3	1	0	0	26
at NC State	2-6	0-1	0-0	1-4-5	0	4	1	2	0	2	25
Cal	3-8	0-2	6-6	0-6-6	1	12	0	0	0	3	25
Stanford	3-7	1-2	2-2	0-4-4	3	9	1	1	0	1	30
at Wake Forest	2-8	0-3	0-0	1-2-3	3	4	1	0	0	0	18
Boston College•	5-13	1-4	7-8	5-7-12	1	18	2	1	0	0	43
at Pitt•	3-14	0-5	4-5	4-8-12	2	10	2	0	0	1	36
at Duke•	4-8	0-3	2-3	1-4-5	1	10	2	2	0	1	30
Pitt•	6-13	2-5	1-2	2-5-7	2	15	1	2	0	0	35
at Clemson•	5-11	0-2	2-3	2-2-4	2	12	1	1	1	1	30
at Syracuse•	2-8	0-1	0-0	2-6-8	2	4	1	0	0	2	26
NC State	6-9	0-1	3-4	1-6-7	1	15	0	1	0	1	26
Virginia	2-5	0-0	1-1	1-4-5	0	5	1	1	0	1	23
at Florida State	6-10	2-5	3-4	0-2-2	1	17	0	0	0	0	25
Miami	2-3	2-3	4-6	0-4-4	1	10	3	2	0	1	23
at Virginia Tech	6-10	1-3	4-5	1-2-3	0	17	1	0	1	3	21
Duke	1-9	1-3	4-4	1-3-4	2	7	1	1	0	2	26
vs. Notre Dame (ACC)	0-4	0-3	1-2	0-3-3	1	1	0	2	0	0	22
vs. Wake Forest	1-6	0-2	8-9	1-3-4	1	10	1	1	1	0	22
vs. Duke	4-7	0-1	6-9	0-4-4	2	14	2	1	0	3	30
vs. SDSU (NCAA)	5-10	0-2	6-6	1-2-3	3	16	0	0	0	0	27
vs. Ole Miss	3-8	0-3	3-3	0-4-4	4	9	0	1	0	1	27



**9 – DRAKE POWELL**  
**6-6, Freshman, Guard/Forward, Pittsboro, N.C.**



**2024-25:** First-round pick in the 2025 NBA Draft, UNC's first selection in the first round since Day/Ron Sharpe in 2021 • Taken with the 22nd pick by Atlanta, who was selecting him for the Brooklyn Nets • The eighth Tar Heel freshman chosen in the first round (joining Marvin Williams, Brandon Wright, Tony Bradley, Coby White, Nassir Little, Cole Anthony and Sharpe) • Carolina's Defensive Player of the Year • Joined Raymond Felton (2003), Marcus Paige (2013) and Sharpe (2021) as the only freshmen to win the award • Averaged 7.4 points and 3.4 rebounds • Played the fourth-most minutes on the team • Sixth in scoring (7.4 ppg) • Led Carolina in plus/minus 10

times, three more times than any other Tar Heel • Shot 48.3% from the floor (51.5% in the last 11 games) • Started 13 games at the 4 and the last 11 at the 3 • Scored in double figures 10 times with a season-high 18 points vs. Michigan State • ACC scoring highs of 17 vs. SMU and 16 vs. Miami • Made a 3FG in 23 games with a high of four vs. Michigan State and SMU • Multiple three-pointers eight times • Seven games with five or more rebounds with a high of 11 vs. American.

**2024-25 Game Highlights:** Season-high four assists and no turnovers in a season-high 37 minutes vs. Ole Miss • Led UNC at plus 2 in the home loss to Duke • Hit three 3FGs and had three assists at Virginia Tech • Made 5 of 6 field goals, scored 16 points, had six rebounds and was a plus 22 vs. Miami • Scored 11 points in 32 minutes and was a plus 15 vs. Virginia (longest stint since January 11 at NC State • Tied season-high three offensive rebounds (that led to four points) in the home win over NC State • Hit two threes, scored 10 points and made several key defensive plays in win over Pitt (first 3FG tied the game at 51 and the second gave UNC a 56-55 lead) • Scored all 12 of his points at Duke in the second half, when he was 5 for 7 from the floor • Forced a five-second violation on a baseline out of bounds entry that gave UNC the ball and led to the tying basket at the end of regulation in the win over Boston College • Shared primary coverage assignment on Cal's Andrej Stojakovic, the ACC's leading scorer, who scored four points on 3 of 13 shooting • Three-pointer at NC State tied the game after the Wolfpack took its largest lead of the game • Scored 14 of his 17 points in the first half in the win over SMU • Season-high 35 minutes played vs. SMU • Tied his season high with four 3FGs vs. the Mustangs (three in the first half) • Clutch three-pointer with 5:00 to play at Notre Dame tied the game at 64 • Made 6 of 11 field goals and had



2024-25	FG	3FG	FT	REB	PF	PTS	A	TO	B	S	MP
Elon	2-8	1-2	0-0	0-2-2	1	5	2	0	1	1	17
at Kansas	1-4	0-2	0-0	0-4-4	0	2	0	0	1	0	20
American	2-5	0-1	3-4	1-10-11	2	7	0	2	3	1	26
at Hawai'i	1-3	0-1	2-2	1-2-3	1	4	0	0	1	0	16
vs. Dayton	2-2	2-2	0-0	0-4-4	1	6	0	0	0	2	23
vs. Auburn	1-2	0-1	0-0	0-1-1	0	2	2	0	0	1	21
vs. Michigan State	7-9	4-6	0-0	0-1-1	3	18	1	1	1	0	33
Alabama	3-5	0-1	0-0	1-2-3	2	6	2	0	0	2	25
Georgia Tech	0-2	0-2	0-0	0-1-1	2	0	1	2	0	0	15
La Salle	2-3	1-2	2-4	2-4-6	2	7	1	2	1	0	19
vs. Florida	1-5	0-2	0-0	0-1-1	1	2	0	1	1	2	13
vs. UCLA	2-2	1-1	3-4	0-5-5	0	8	1	1	1	0	24
Campbell	4-5	2-3	2-2	0-3-3	4	12	2	0	0	0	30
at Louisville	6-11	0-2	2-2	0-4-4	5	14	0	1	0	0	32
at Notre Dame	3-8	1-6	1-2	0-4-4	3	8	0	1	1	0	27
SMU	6-13	4-6	1-3	1-3-4	3	17	2	3	1	1	35
at NC State	3-7	1-3	1-2	1-2-3	2	8	1	0	1	1	34
Cal	2-5	1-1	0-0	1-3-4	0	5	1	1	0	1	21
Stanford	1-3	1-2	0-0	1-2-3	2	3	1	0	1	0	25
at Wake Forest	2-8	0-4	0-0	0-3-3	1	4	0	1	0	1	17
Boston College	2-5	1-3	0-0	0-3-3	2	5	1	1	0	1	27
at Pitt	3-5	1-3	1-2	3-3-6	2	8	0	0	0	0	24
at Duke	5-8	1-3	1-1	0-1-1	1	12	1	3	0	1	22
Pitt	4-8	2-3	0-0	0-2-2	2	10	1	0	1	3	29
at Clemson	2-6	0-3	0-2	2-1-3	3	4	3	0	1	1	26
at Syracuse	1-3	1-2	2-2	2-0-2	0	5	3	0	2	0	25
NC State	2-2	0-0	0-2	3-1-4	0	4	1	0	0	1	29
Virginia	4-6	1-2	2-3	1-1-2	1	11	2	0	0	0	32
at Florida State	3-6	0-2	1-4	0-2-2	2	7	3	1	0	1	24
Miami	5-6	2-3	4-4	2-4-6	1	16	0	1	1	0	28
at Virginia Tech	4-6	3-4	2-2	0-3-3	2	13	3	0	1	0	31
Duke	2-6	1-4	2-2	0-2-2	1	7	0	0	0	1	35
vs. Notre Dame (ACC)	4-5	1-2	0-0	0-1-1	4	9	0	0	0	0	20
vs. Wake Forest	1-5	0-2	0-0	0-2-2	2	2	0	2	1	1	28
vs. Duke	4-9	0-3	2-3	1-4-5	2	10	1	1	2	1	36
vs. SDSU (NCAA)	2-4	1-2	1-2	1-3-4	3	6	0	2	1	1	20
vs. Ole Miss	3-11	2-4	0-0	2-5-7	1	8	4	0	1	1	37

14 points at Louisville but fouled out with 4:17 to play • The Cards led 70-69 when he fouled out and out-scored UNC, 13-1, the rest of the game • Twelve points vs. Campbell was his first game in double figures since Michigan State on 11/27 • Made two 3FGs vs. the Camels, first time with multiple threes since the loss to Michigan State • Eight points vs. UCLA was his top scoring game since Maui • Seven points and six rebounds vs. La Salle • Season highs in field goals (7 for 9), threes (4 for 6), scoring (18) and minutes (33) vs. Michigan State • Made a corner three with 1:13 to play to give UNC the lead at 88-87, a lead it would maintain the rest of the game in the win over Dayton • Scored seven points, had 11 rebounds and blocked three shots vs. American • Hit his first three and scored five points in debut vs. Elon.

**Prep:** Came to UNC from Northwood High School in Pittsboro, where he played for Coach Matt Brown • Averaged 17.7 points (57% FG, 41% 3pt, 82%FT), 7.9 rebounds, 4.5 assists, 2.2 steals, and 1.2 blocks as a senior • Northwood went 16-0 in league play and advanced to the regional semifinals in 2024 and finished second in the state in 2021 and 2023 • First-team all-state in 2023 and 2024 • Played in the 2024 McDonald's, Jordan Brand and Iverson all-star games • Two-time NCBCA All-State • Mid-Carolina 1A/2A Conference Player of the Year in 2024 and 2023 • 3A Central Conference Player of the Year • Had a 29-point, 13-rebound double-double in the season-opening win against North Moore, a 25-point outing against North Salem (Oregon) in the Capitol City Classic, a 30-point, 12-rebound game to beat Richmond in the John Wall Invitational and a 22-point night in his final game in the East Regional semifinal at Farmville Central • Averaged 18.6 points, seven rebounds and 3.9 assists per game as a junior • Played AAU for Chris Paul's CP3.

Year	GP-GS	Min.	Ave.	POWELL'S STATS								Off	Def	Reb	Ave.	A	TO	B	S	Pts	Ave.
				FGM-A	Pct.	3FGM-A	Pct.	FTM-A	Pct.												
2024-25	37-24	947	25.6	102-211	.483	46-95	.379	35-54	.648	26	99	125	3.4	40	27	25	26	275	7.4		



**11 – IAN JACKSON**  
**6-4, Freshman, Guard, The Bronx, N.Y.**



**2024-25:** Voted to the ACC's All-Freshman Team • Finalist for the Kyle Macy Freshman of the Year award • Averaged 11.9 points, second on the team • Was second on the team in scoring in ACC games at 13.5 ppg • Shot 45.6% from the floor, including 39.5% from three (60 of 152) • Second on the team in 3FGs and attempts • Scored in double figures 19 times (UNC 14-5) • Second on the team with eight 20-point games (27 at Notre Dame, 26 vs. Campbell, 24 vs. UCLA, 23 vs. Alabama, 23 at Louisville, 21 at NC State, 20 vs. Cal and 23 at Syracuse) • Led the Tar Heels in scoring 10 times, second most on the team (UNC 8-2) • No other Tar Heel other than RJ Davis (18

times) led UNC in scoring more than three times • Made a three in 30 of his 36 games (DNP vs. American due to a lower leg injury), including multiple 3FGs 15 times (UNC 11-4) • Made three or more 3FGs nine times • Only Tar Heel to make five three-pointers in three different games, all of which came on the road at NC State, Syracuse and Virginia Tech • Became the first Tar Heel freshmen ever to score 23 or more points in four straight games (UCLA through Notre Dame) • First to score 20 or more in four in a row since Tyler Hansbrough (2005-06) and first to lead UNC in scoring in four straight since Cole Anthony (2019-20) • Dick Vitale's Diaper Dandy of the Week for his play at Louisville and Notre Dame • USBWA Freshman of the Week following the Campbell game • Was 9 for 34 from the floor, 5 of 19 from three and averaged 4.3 ppg in the last six games • Made 40% of his field goals from three (58% of his 38 field goals over the last 12 games were threes) • Second on the team in percentage of shots taken (0.1% behind RJ Davis) and third in usage behind Davis and Elliot Cadeau.

**2024-25 Game Highlights:** Made three 3FGs for nine points vs. San Diego State, his first time with multiple threes in five games • Tied his season high with five threes and scored a game-high 19 points in the win at Virginia Tech • Hit all three of his 3FG attempts and shared team scoring honors with 16 points in 17 minutes vs. Virginia • Tied his season high with five 3FGs and led UNC with 23 points at Syracuse • Had totaled 20 points in the previous four games • Hit four 3FGs and scored 16 points in the first half, staking the Tar Heels to a 42-34 lead • Hit a three to stop an 8-0 Orange run that tied the game at 60 • Was 8 for 15 from the floor (had made six field goals in the previous four games) • Hit two 3FGs and scored 15 of his 19 points in the second half in the win over Boston College • Game-high 20 points and tied his season high with seven boards vs. Cal (sixth time in seven games he led UNC in scoring) • Game-high 21 points and five 3FGs in the win at NC State • Made 6 of 9 from the floor (4 of 5 3FGs) in the second half in Raleigh • Three-pointer with 1:58 to play gave UNC a 61-59 lead • Three 3FGs, season-high seven rebounds and scored 18 points vs. SMU (15 in the second half) • Scored 17 first-half points and finished with a season-high 27 in the win at Notre Dame (outscored the Irish, 15-14, over the first 11-plus minutes) • His 11 field goals at UND were the most by a Tar Heel this season • Was the fourth straight game he led UNC in scoring • Season-high 7 for 11 from the line and 7 for 15 from the floor for a team-high 23 points at Louisville • ACC Rookie of the Week following his 26-point performance vs. Campbell on 12/29 • Scored 24 points, 13 in the first half, in the win over UCLA • Hit three first-half threes vs. the Bruins • The 24 points were the second most ever by a Tar Heel freshman in Madison Square Garden • Scored all 11 of his points vs. Florida in the second half, including six straight and nine of 14 points that helped the Tar Heels pull within a point • Made 10 of 17 from the floor, made three 3FGs and scored a game-high 23 points against 10th-ranked Alabama • Most points by a Tar Heel freshman since 2021 (Caleb Love 25 vs. Duke) • First 10-FG game by a freshman since Cole Anthony in 2019-20 • Three-pointer helped fuel UNC's 21-point comeback win over Dayton • Went 6 for 6 from the line, hit a big three-pointer to end the first half to give UNC a seven-point lead and finished with 11 points at Hawaii'i • First double-figure scoring game as a Tar Heel when he hit two

2024-25	FG	3FG	FT	REB	PF	PTS	A	TO	B	S	MP
Elon	2-7	1-4	0-0	1-0-1	0	5	0	0	0	0	12
at Kansas	3-4	2-2	2-2	1-1-2	1	10	1	1	1	0	15
American	DNP - lower leg										
at Hawaii'i	2-5	1-1	6-6	0-2-2	4	11	2	1	0	1	19
vs. Dayton	2-6	1-3	0-0	0-1-1	0	5	0	0	0	0	18
vs. Auburn	3-7	1-3	2-2	0-3-3	1	9	0	0	0	0	18
vs. Michigan State	5-8	2-4	2-4	0-4-4	1	14	0	1	0	0	21
Alabama	10-17	3-5	0-1	0-5-5	2	23	0	0	0	0	28
Georgia Tech	5-14	1-4	4-4	1-1-2	1	15	1	1	0	0	27
La Salle	2-6	1-3	0-0	0-7-7	0	5	3	0	0	2	24
vs. Florida	5-9	1-4	0-0	0-1-1	3	11	0	2	0	0	22
vs. UCLA	8-13	3-7	5-8	1-3-4	3	24	0	4	0	0	32
Campbell	9-16	3-8	5-7	0-5-5	1	26	1	0	0	0	36
at Louisville	7-15	2-5	7-11	1-3-4	3	23	1	2	1	1	35
at Notre Dame	11-18	2-7	3-5	0-6-6	3	27	1	4	1	1	38
SMU	5-11	3-7	5-6	1-6-7	1	18	2	0	0	2	34
at NC State	8-15	5-8	0-0	1-1-2	3	21	1	1	0	1	32
Cal	8-15	1-4	3-3	2-5-7	1	20	1	2	0	1	33
Stanford	1-8	0-5	4-4	0-3-3	2	6	2	1	1	0	32
at Wake Forest	3-11	1-7	0-0	0-3-3	2	7	2	2	0	0	35
Boston College	8-13	2-3	1-3	0-0-0	0	19	1	0	0	1	27
at Pitt	4-10	1-3	0-0	2-2-4	2	9	0	2	0	0	33
at Duke	2-6	1-4	3-3	1-1-2	3	8	2	1	0	1	30
Pitt	0-3	0-1	0-0	0-2-2	0	0	3	1	0	1	22
at Clemson	0-8	0-3	3-4	0-2-2	1	3	0	1	1	2	16
at Syracuse	8-15	5-10	2-6	1-3-4	2	23	0	1	1	1	29
NC State	4-6	2-2	2-2	0-2-2	2	12	1	2	0	0	21
Virginia	5-7	3-3	3-4	0-1-1	2	16	0	1	0	0	17
at Florida State	2-6	1-3	0-0	1-0-1	1	5	1	2	0	0	21
Miami	4-8	1-2	2-3	0-2-2	0	11	0	3	1	0	13
at Virginia Tech	6-10	5-8	2-2	0-2-2	3	19	2	2	0	1	26
Duke	3-6	1-4	1-2	0-0-0	3	8	1	0	0	1	20
vs. Notre Dame (ACC)	2-6	0-1	0-0	0-0-0	0	4	1	1	0	0	17
vs. Wake Forest	1-6	1-4	0-0	1-2-3	1	3	1	1	0	0	17
vs. Duke	0-4	0-2	0-0	0-2-2	2	0	1	2	0	0	10
vs. SDSU (NCAA)	3-9	3-6	0-0	0-1-1	0	9	0	0	0	0	17
vs. Ole Miss	0-3	0-2	1-2	0-0-0	2	1	0	2	0	1	10

threes and totaled 10 points at No. 1 Kansas.

**Prep:** Came to UNC from Our Saviour Lutheran High School in The Bronx, where he was coached by Peter Wehye • Averaged 23.9 points, 6.1 rebounds, 3.1 assists, and 1.6 steals per game in Overtime Elite for OSL (which went by the team name Jelly Fam when they played in Overtime Elite) • Transferred to OSL after three years at Cardinal Hayes, where he topped the 1,000-point mark • Averaged 19.8 points, five rebounds and four assists as a junior, when Hayes won the Class AA state title • Earned first-team All-OTE honors as a senior • Participated in several all-star games, including the McDonald's All-American game, where he scored 21 points, and the Nike Hoop Summit • Had a team-high four assists as USA beat the World Team, 98-75 • Named Most Improved Player in Damian Lillard's Formula Zero Elite Camp in Phoenix in August 2024 • MaxPreps named him the National Sophomore of the Year in 2022 after averaging 19.8 points and four assists in leading Hayes to the state title • Represented USA Basketball in the 2021 FIBA U16 Americas (gold), 2022 U17 World Championships (gold) and 2023 U19 World Cup • In 2021, he averaged 9.3 points in six games, while putting up 11.9 points and 4.6 rebounds in seven games at the 2022 event • Member of the 2024 USA Men's Junior National Select Team • Played for the Wiz Kids 3SSB.

**Personal:** Born Feb. 14, 2005, in Harlem, N.Y. • Son of Dwight Jackson and Latisha Simon • One of seven brothers • Hosts a podcast "Captain-JackPod."

Year	GP-GS	Min.	Ave.	JACKSON'S STATS								Pts	Ave.						
				FGM-A	Pct.	3FGM-A	Pct.	FTM-A	Pct.	Off	Def			Reb	Ave.				
2024-25	36-12	857	23.8	151-331	.456	60-152	.395	68-94	.723	15	82	97	2.7	32	44	7	20	430	11.9



# 13 – JALEN WASHINGTON

## 6-10, Junior, Forward, Gary, Ind.



**Career:** Made 16 starts (all this season) in 93 games • Scored in double figures 10 times (UNC 9-1) with highs of 18 vs. Boston College on 1/25/25 and American on 11/15/24 • Shot 60.8% from the floor • First double-double and career-high 12 rebounds at NC State on 1/11/25 • Career-best five blocks at Notre Dame 1/4/25.

**2024-25:** Averaged 5.7 points and 4.2 rebounds and shot 59.4% from the floor • Second on the team in blocks (30) and third in rebounding • Made 30 of his last 44 from the floor (68.2%) • Tar Heels went 5-0 when he scored in double figures (American, Campbell, at NC State, Boston

College and at Florida State) • Made 5 of his last 7 three-pointers after missing his first 11.

**2024-25 Game Highlights:** Eight points and eight rebounds (six of the points and seven of the rebounds came in the second half) in the NCAA first round vs. Ole Miss • Hit his third 3FG of the season and scored 10 points at Florida State, his first in double figures in seven games • Tied career highs with seven FGs (7 for 10), 18 points and three assists vs. Boston College • Made his first 3FG of the season in the final minute at Wake Forest • Made go-ahead and game-winning dunk with 25 seconds to play, blocked last-second shot to preserve 63-61 win, career-high 12 rebounds and first career double-double (11/12) in win at NC State • Also career-best six offensive rebounds vs. the Wolfpack, the most by a Tar Heel this season • Scoreless but had a career-high three assists (none in the previous 11 games) and four blocks vs. SMU • Helped limit the Mustangs to 33.3% from the floor • Eight points, six boards and a career-high five blocks in the 74-73 win at Notre Dame • Double figures (10) vs. Campbell, the second time this year and first time in 10 games • Huge offensive rebound and basket tied the game at 72 with 1:32 to play in the 76-74 win over UCLA • Was 3 for 6 from the floor vs. Florida after making four field goals in the previous five games • Scored all nine of his points in the second half vs. Dayton • Made two big buckets in the last five minutes and converted one of them into a three-point play with 4:05 left to cut Dayton's six-point lead in half • Career-best 18 points (6 for 6 FG, 6 for 7 FT) vs. American, the first time he led UNC in scoring • Seven points and a career-high nine rebounds at Kansas (eight of his nine boards came in the second half) • Eight points and four boards in first college start vs. Elon • Limited to 21 minutes after picking up two first-half fouls • Scored all eight of his points in 14 minutes in the second half.

**2023-24:** Averaged 3.9 points and 2.6 rebounds • Made 54 of 77 shots from the floor (70.1%), including 12 of 15 in the last seven games • Made 8 of 15 from three-point range • Scored in double figures four times this season (each time in 16 or fewer minutes) and five times as a Tar Heel • Made all three of his FG attempts and scored six points in six minutes in the ACC semifinal win over Pittsburgh • Six rebounds and two blocks vs. Florida State in the ACC quarterfinal • Catch in traffic and dunk in the first half in the win at Duke • Made both of his three-point attempts and totaled 10 points against Notre Dame • Had a season-high offensive rating of 199 • Highest scoring output since Jan. 17 vs. Syracuse • Six rebounds and a career-high four blocked shots, all in the first half, in the win at Virginia • Made 3 for 4 from the floor and scored seven points in the win over Virginia Tech, his top scoring outout in five games • Hit his first three since December 29 and totaled five points at Syracuse • Eight points and five rebounds (career-high four offensive) at Georgia Tech • Made 4 of 5 from the floor, scored 11 points and had six rebounds, two assists and two steals in 12 minutes vs. Syracuse • Grabbed a career-high eight rebounds and was plus 7 in the win at NC State (was his second-best plus/minus in a ACC game) • Career highs in scoring (17) and rebounding (7) in a season-long



16 minutes against Charleston Southern • Was 7 for 9 from the floor and made a pair of threes against CSU • Hit his third three-pointer and totaled seven points in the win over Tennessee • Scored six first-half points in the win over Arkansas • Hit his first two college three-pointers, also had career highs in offensive rebounds (3) and blocks (2) and scored in double figures for the second time (11) in the win over UC Riverside • Eight points and four rebounds vs. Radford (was his highest point total since 1/10/23 at Virginia).

**2022-23:** Averaged 2.2 points and 1.4 rebounds in 20 games • Grabbed three rebounds in the win over Virginia • Two field goals (first multi-FG game in seven games) vs. Clemson • Made all four of his free throws at Louisville and was a plus 18 in 19 minutes vs. the Cards • Breakout game at Virginia when he scored 13 points and grabbed six rebounds in 27 minutes • Pressed into extended minutes after Armando Bacot injured his ankle less than two minutes into the game with Pete Nance already out with a strained back • Scored 12 first-half points as Carolina built a 29-27 lead • Came into the game having played 19 minutes total in his previous six games • Three rebounds in home win over Notre Dame • Six points in six minutes vs. The Citadel • Made his collegiate debut and scored his first two points on 12/10 vs. Georgia Tech.

**Personal:** Born Jalen Cantrell Washington on Feb. 21, 2004, in Hobart, Ind. • Son of Jada Sterling and Jimmy Washington Sr. • Majoring in exercise and sports science/sports administration • Has seven-foot, four-inch wingspan • Ranked No. 2 academically in his senior class and was a member of the Indiana Academic All-State team • Member of the National Honor Society • Played AAU for Meanstreets • Played the cello and piano from second to seventh grade • His older brother, Jimmie, plays basketball at IU-Northwest.

WASHINGTON'S STATS																			
Year	GP-GS	Min.	Ave.	FGM-A	Pct.	3FGM-A	Pct.	FTM-A	Pct.	Off	Def	Reb	Ave.	A	TO	B	S	Pts	Ave.
2022-23	20-0	113	5.7	16-35	.457	0-7	.000	11-17	.647	3	24	27	1.4	2	7	1	1	43	2.2
2023-24	37-0	308	8.3	54-77	.701	8-15	.533	27-42	.643	33	62	95	2.6	7	14	21	3	143	3.9
2024-25	36-16	571	15.9	82-138	.594	5-18	.278	37-58	.638	47	104	151	4.2	19	37	30	10	206	5.7
<b>Totals</b>	<b>93-16</b>	<b>993</b>	<b>10.7</b>	<b>152-250</b>	<b>.608</b>	<b>13-40</b>	<b>.325</b>	<b>75-117</b>	<b>.641</b>	<b>83</b>	<b>190</b>	<b>273</b>	<b>2.9</b>	<b>28</b>	<b>58</b>	<b>52</b>	<b>14</b>	<b>392</b>	<b>4.2</b>

### JALEN WASHINGTON'S GAME-BY-GAME LOGS

2022-23	FG	3FG	FT	REB	PF	PTS	A	TO	B	S	MP
first 9 games	DNP (right knee)										
Georgia Tech	1-1	0-0	0-0	0-0-0	0	2	0	0	0	0	2
The Citadel	2-4	0-0	2-3	0-0-0	1	6	0	0	0	0	6
vs. Ohio State	0-0	0-0	0-0	0-0-0	0	0	0	0	0	0	0+
vs. Michigan	0-0	0-0	1-2	0-1-1	1	1	0	0	0	0	1
at Pitt	DNP										
Wake Forest	1-3	0-1	0-0	1-1-2	3	2	0	0	0	0	4
Notre Dame	1-2	0-0	0-0	1-2-3	1	2	0	2	0	0	6
at Virginia	5-11	0-2	3-6	1-5-6	1	13	0	1	1	0	27
at Louisville	1-2	0-0	4-4	0-3-3	4	6	0	2	0	1	19
Boston College	DNP - sprained right ankle										
NC State	0-1	0-0	1-2	0-0-0	0	1	1	0	0	0	5
at Syracuse	1-1	0-0	0-0	0-2-2	0	2	0	0	0	0	5
Pitt	0-0	0-0	0-0	0-0-0	0	0	0	0	0	0	3
at Duke	1-2	0-1	0-0	0-0-0	1	2	0	0	0	0	4
at Wake Forest	1-2	0-1	0-0	0-1-1	0	2	0	1	0	0	6
Clemson	2-4	0-1	0-0	0-1-1	1	4	0	0	0	0	8
Miami	0-0	0-0	0-0	0-1-1	0	0	0	0	0	0	2
at NC State	DNP										
at Notre Dame	0-1	0-0	0-0	0-0-0	0	0	0	0	0	0	1
Virginia	0-0	0-0	0-0	0-3-3	0	0	0	1	0	0	4
at Florida State	0-1	0-1	0-0	0-2-2	1	0	1	0	0	0	4
Duke	0-0	0-0	0-0	0-0-0	1	0	0	0	0	0	1
vs. BC (ACC)	0-0	0-0	0-0	0-2-2	1	0	0	0	0	0	4
vs. Virginia	DNP										
<b>2023-24</b>	<b>FG</b>	<b>3FG</b>	<b>FT</b>	<b>REB</b>	<b>PF</b>	<b>PTS</b>	<b>A</b>	<b>TO</b>	<b>B</b>	<b>S</b>	<b>MP</b>
Radford	3-3	0-0	2-3	2-2-4	0	8	0	0	0	0	10
Lehigh	1-1	0-0	3-3	0-1-1	0	5	0	1	0	0	9
UC Riverside	4-5	2-2	1-2	3-2-5	1	11	0	2	0	2	12
vs. Northern Iowa	1-1	0-0	1-2	1-0-1	4	2	0	1	1	0	12
vs. Villanova	0-0	0-0	0-1	1-0-1	0	0	0	1	2	0	6
vs. Arkansas	1-1	0-0	4-7	2-3-5	1	6	0	1	0	0	11
Tennessee	3-3	1-1	0-0	2-1-3	1	7	1	1	0	1	8
Florida State	1-2	0-0	0-0	1-2-3	3	2	0	0	1	0	7
vs. UConn	0-2	0-0	0-0	0-0-0	0	0	0	0	0	0	6
vs. Kentucky	0-2	0-1	2-2	0-1-1	3	2	0	0	0	0	8
vs. Oklahoma	2-2	0-0	0-0	1-1-2	1	4	0	0	0	0	5
Charleston Southern	7-9	2-3	1-2	2-5-7	0	17	0	0	2	0	16
at Pitt	0-2	0-1	2-3	0-2-2	1	2	1	0	2	0	8
at Clemson	2-3	0-1	0-0	0-2-2	1	4	0	0	1	0	8
at NC State	1-4	0-1	0-0	2-6-8	5	2	0	0	0	0	12
Syracuse	4-5	0-0	3-5	2-4-6	2	11	2	1	0	2	12
Louisville	0-1	0-0	0-0	0-2-2	1	0	0	0	0	0	4
at Boston College	0-0	0-0	0-0	0-0-0	3	0	0	2	0	0	6
Wake Forest	2-2	0-0	0-0	0-1-1	1	4	0	1	1	0	5
at Florida State	1-1	0-0	0-0	0-1-1	0	2	0	0	0	0	6
at Georgia Tech	3-3	0-0	2-4	4-1-5	1	8	0	0	0	0	10
Duke	1-1	0-0	0-0	1-0-1	2	0	0	0	0	0	3
Clemson	0-1	0-1	2-2	2-2-4	3	2	1	1	0	0	13
at Miami	0-1	0-0	0-0	1-1-2	2	0	0	0	0	0	6
at Syracuse	2-2	1-1	0-0	1-0-1	0	5	0	0	0	0	9
Virginia Tech	3-4	0-0	1-2	1-1-2	2	7	0	0	1	0	10
at Virginia	0-1	0-0	1-2	0-6-6	1	1	0	2	4	0	12
Miami	0-0	0-0	0-0	0-0-0	1	0	0	0	0	0	7
NC State	0-0	0-0	2-2	0-2-2	2	2	0	0	0	0	6
Notre Dame	4-5	2-2	0-0	1-4-5	2	10	0	0	2	0	11
at Duke	1-2	0-1	0-0	0-0-0	1	2	0	0	0	0	6
vs. Fla State (ACC)	1-2	0-0	0-0	2-4-6	2	2	0	1	2	0	11
vs. Pitt	3-3	0-0	0-0	0-2-2	0	6	0	0	0	0	6
vs. NC State	1-1	0-0	0-0	0-0-0	1	2	1	1	0	0	6
vs. Wagner (NCAA)	0-0	0-0	0-0	0-1-1	1	0	0	0	0	0	8
vs. Michigan State	2-2	0-0	0-0	1-2-3	1	4	1	0	0	0	7
vs. Alabama	0-0	0-0	0-0	0-0-0	1	0	0	0	0	0	4

2024-25	FG	3FG	FT	REB	PF	PTS	A	TO	B	S	MP
Elon	4-7	0-1	0-0	2-2-4	3	8	1	1	1	1	21
at Kansas	3-5	0-1	1-2	3-6-9	4	7	1	1	1	0	18
American	6-6	0-0	6-7	2-1-3	3	18	0	1	0	0	18
at Hawai'i	3-5	0-1	2-4	1-4-5	3	8	1	0	0	1	23
vs. Dayton	4-6	0-0	1-3	2-3-5	2	9	0	2	2	0	24
vs. Auburn	1-4	0-0	0-2	0-2-2	2	2	0	3	1	0	17
vs. Michigan State	0-1	0-0	0-0	0-7-7	2	0	0	1	2	0	13
Alabama	1-5	0-3	1-2	2-3-5	2	3	0	2	0	0	12
Georgia Tech	1-2	0-0	0-0	1-5-6	1	2	0	2	0	1	20
La Salle	1-3	0-1	1-1	2-2-4	0	3	0	1	1	0	8
vs. Florida	3-6	0-0	1-2	1-2-3	2	7	0	0	0	0	15
vs. UCLA	1-1	0-0	1-2	1-3-4	1	3	0	1	0	0	12
Campbell	5-7	0-0	0-0	2-3-5	2	10	0	1	1	0	14
at Louisville	3-5	0-0	1-1	2-4-6	2	7	0	2	0	0	17
at Notre Dame	3-3	0-0	2-2	2-4-6	3	8	0	4	5	1	23
SMU	0-1	0-0	0-0	0-3-3	3	0	3	1	4	0	15
at NC State	4-6	0-1	3-4	6-6-12	2	11	1	2	3	0	27
Cal	3-7	0-0	0-0	1-3-4	0	6	1	0	1	1	20
Stanford	4-9	0-2	0-0	0-4-4	2	8	0	0	0	0	16
at Wake Forest	2-5	1-2	1-2	1-2-3	3	6	0	1	2	1	11
Boston College	7-10	0-0	4-4	4-2-6	3	18	3	1	0	0	26
at Pitt	DNP - left knee										
at Duke	2-2	0-0	2-2	1-3-4	2	6	0	1	0	0	17
Pitt	0-2	0-0	2-4	1-2-3	2	2	0	0	1	0	17
at Clemson	1-1	0-0	0-0	0-1-1	1	2	0	0	2	0	11
at Syracuse	2-3	1-2	1-2	1-3-4	5	6	1	1	1	0	21
NC State	2-3	0-0	2-2	1-2-3	1	6	2	1	1	0	17
Virginia	1-2	0-0	0-0	1-1-2	2	2	1	1	0	1	12
at Florida State	3-3	1-1	3-4	1-2-3	4	10	1	1	0	0	18
Miami	1-2	0-0	0-2	1-1-2	0	2	2	0	0	0	11
at Virginia Tech	1-2	1-1	0-0	0-3-3	3	3	0	0	0	1	9
Duke	1-1	0-0	0-0	0-1-1	0	2	0	0	0	0	8
vs. Notre Dame (ACC)	2-5	1-2	1-2	1-1-2	3	6	0	1	0	0	10
vs. Wake Forest	1-1	0-0	1-2	1-3-4	3	3	0	1	0	1	14
vs. Duke	1-1	0-0	0-0	0-1-1	2	2	0	2	0	0	5
vs. SDSU (NCAA)	1-1	0-0	0-0	0-4-4	4	2	1	0	0	1	15
vs. Ole Miss	4-5	0-0	0-0	3-5-8	2	8	0	1	1	0	17



**22 – VEN-ALLEN LUBIN**  
**6-8, Junior, Forward, Orlando, Fla.**



**2024-25 Honor**  
**– Second-team All-ACC Tournament**

**Career:** Averaged 9.0 points and 5.4 rebounds in 91 games • Made 53 starts, including 20 as a Tar Heel • Scored in double figures 42 times with a high of 25 twice (2/13/24 vs. Texas A&M and 3/9/24 vs. Florida) • Scored 20 or more points four times, three times while at Vanderbilt and 3/14/25 vs. Duke in the ACC semifinals • Ten games with double-figure rebounds and 10 double-doubles • Career-best 13 rebounds on 11/25/22 vs. St. Bonaventure and 3/13/25 vs. Wake Forest in the ACC quarterfinals • Career-high

nine field goals five times, once at Notre Dame, three times at Vanderbilt and vs. Miami as a Tar Heel • Teammate of Cormac Ryan while at Notre Dame • Played for former Tar Heel Jerry Stackhouse at Vanderbilt.

**2024-25:** Carolina's Most Improved Player • Averaged 8.7 points and a team-high 5.5 rebounds (13.6 points and 7.2 rebounds in the last 11 games) • Scored in double figures in each of the last 11 games, the longest streak in his career • Four double-doubles, all in the last seven games • Double-doubles in the ACC Tournament vs. Wake Forest, Notre Dame and Duke, becoming the fifth Tar Heel with three doubles in the ACC Tournament in one season (Armando Bacot in 2024, John Henson in 2011, Mitch Kupchak in 1975 and Rusty Clark in 1968) • Led the team in field goal shooting (68.4%), which was the second highest in UNC history for any player with 100 or more made field goals • Made 134 of his 196 shots from the floor • Made 50% or better from the floor 34 times and below 50% twice • Led the team in rebounding, offensive rebounds (69) and blocks (34) • Scored in double figures 16 times (UNC 10-6) • High of 20 points against Duke in the ACC semifinals • Grabbed 40 offensive rebounds in the last 15 games (2.7 per game) with a high of six vs. Duke in Charlotte • Team-high 10 games with three or more offensive rebounds • Made 34 field goals in the first 15 games (2.3 per) and 100 in the last 22 (4.5 per) • Made five or more field goals in a game once in the first 23 games (Stanford on January 18) and nine times in the last 14 games • Third on the team in plus/minus (+185) behind RJ Davis and Elliot Cadeau.

**2024-25 Game Highlights:** One of two Tar Heels to score in double figures (14 points) and went 6 for 7 from the floor, but was limited to 16 minutes due to fouls in the season-ending loss to Ole Miss • Career-best 8 for 8 from the free throw line vs. San Diego State • Averaged team-high 15.7 points and 11.0 boards in the the ACC Tournament to earn second-team All-Tourney honors • Season-high 20 points on 8 for 11 FGs, season-high six offensive boards, 10 total rebounds and two assists vs. Duke in the semifinals • Scored 12 points and had eight rebounds in the second half as UNC outscored the Blue Devils by 18 • Scored 10 points and tied his career highs with 13 rebounds and three blocks and scored two critical field goals in the last 2:00 in the ACC quarterfinal win over Wake Forest • First was an alley-oop from Elliot Cadeau and the second was an offensive rebound and slam dunk to give UNC a six-point lead • The 13 rebounds were the most by a Tar Heel all season • Had 17 points and a game-high 10 rebounds vs. Notre Dame (season-high five offensive rebounds and two blocks and two assists) • One of two Tar Heels to score in double figures (11) vs. Duke • Ten points and 11 boards and first double-double as a Tar Heel at Virginia Tech • Led UNC in scoring for the first time with a season-high 19 on 9 of 10 field goals against Miami • Was the highest FG percentage (.900) by a Tar Heel all season and it tied the best shooting day of his career (9 for 10 against Arkansas last season) • Fourteen points vs. Virginia, marking the first time he scored in double figures in consecutive



games this season • Scored all 13 of his points in the second half in the home win over NC State • Eight field goals in 12 attempts and then-season-best 17 points vs. Pitt • Scored nine straight points to give UNC a 12-3 lead over the Panthers • Layup with 2:57 left gave UNC a 65-64 lead • Season-high five offensive boards and tied his season and career highs with three blocks at Duke • Season-high 32 minutes at Pitt • Tied his career high with three blocks and had a game-high eight rebounds vs. Cal • Eight points and two blocks vs. Alabama • Had 10 points and nine rebounds against Auburn • Made all four of his field goal attempts and scored 10 points at Kansas in 14 minutes, his first double-figure scoring game as a Tar Heel • Seven rebounds (team-high four offensive) and two blocks in his UNC debut vs. Elon.

**2023-24 at Vanderbilt:** Averaged 12.3 points and 6.3 rebounds (2.5 offensive) • Led the Commodores in field goal percentage (50.0%), offensive rebounds (64, 30 more than any other player) and blocked shots (26), was second in rebounding and third in scoring • Scored in double figures 18 times with highs of 25 twice (vs. Texas A&M and Florida) and 21 in the SEC Tournament vs. Arkansas • Five games with 10 or more rebounds and five double-doubles • First Commodore with consecutive 20-point/10-rebound games since 2004 (25/11 in the regular-season finale vs. Florida and 21/10 in the SEC Tournament vs. Arkansas) • Season-high 12 boards at Auburn and Arkansas • Had 17 points, 12 rebounds (career-high eight offensive) and three blocks on 1/31/24 at Auburn.

**2022-23 at Notre Dame:** Made seven starts in 28 contests playing for the Irish • Averaged 6.2 points and 4.4 rebounds • Led Notre Dame in field goal percentage (.580) and blocks (23) • Scored in double figures eight times with a high of 19 late in the season at Wake Forest.

**Personal:** Born Ven-Allen Fritz Lubin on Jan. 23, 2004, in Orlando, Fla. • Son of Lubenique Lubin and Carmene Francois • Majoring in exercise and sports science/sports administration • Played for the Southeast Elite Grassroots Academy AAU team • Averaged 5.1 points and 5.7 rebounds on the U19 National Team in the 2023 FIBA Men's U19 World Cup in Debrecen, Hungary.

LUBIN'S STATS (2022-23 at NOTRE DAME, 2023-24 at VANDERBILT)

Year	GP-GS	Min.	Ave.	FGM-A	Pct.	3FGM-A	Pct.	FTM-A	Pct.	Off	Def	Reb	Ave.	A	TO	B	S	Pts	Ave.
2022-23	28-7	489	17.5	76-131	.580	1-11	.091	21-31	.677	44	79	123	4.4	10	21	23	9	174	6.2
2023-24	26-26	732	28.2	118-236	.500	13-39	.333	71-97	.732	64	101	165	6.3	12	31	26	15	320	12.3
2024-25	37-20	724	19.6	134-196	.684	0-3	.000	54-76	.711	69	134	203	5.5	11	30	34	14	322	8.7
<b>Totals</b>	<b>91-53</b>	<b>1945</b>	<b>21.4</b>	<b>328-563</b>	<b>.583</b>	<b>14-53</b>	<b>.264</b>	<b>146-204</b>	<b>.716</b>	<b>177</b>	<b>314</b>	<b>491</b>	<b>5.4</b>	<b>33</b>	<b>82</b>	<b>83</b>	<b>38</b>	<b>816</b>	<b>9.0</b>

2022-23 at Notre Dame											
	FG	3P	FT	REB	PF	PTS	A	TO	B	S	MP
Radford	3-4	0-1	0-0	1-1-2	2	6	1	1	1	0	16
Youngstown State	4-4	1-1	0-0	2-2-4	1	9	1	3	2	0	24
Southern Indiana	2-4	0-2	2-2	1-3-4	2	6	1	3	1	0	23
Lipscomb	0-3	0-2	0-0	0-3-3	0	0	0	1	0	0	13
Bowling Green	6-9	0-1	0-0	1-3-4	0	12	2	0	0	0	16
vs. St. Bonaventure	5-6	0-0	0-0	3-10-13	2	10	0	1	1	2	24
Michigan State	2-5	0-0	0-1	1-3-4	2	4	1	1	0	0	15
Syracuse	4-6	0-0	2-3	4-4-8	0	10	1	0	0	0	18
Boston University	3-4	0-0	3-4	1-4-5	3	9	0	0	3	1	18
Marquette	2-3	0-0	0-0	2-2-4	4	4	0	0	1	1	16
vs. Georgia	1-5	0-1	0-0	2-2-4	2	2	0	0	2	0	18
at Florida State	3-6	0-0	0-0	4-2-6	0	6	1	1	0	0	17
Jacksonville	1-4	0-0	0-0	0-3-3	1	2	1	0	1	1	16
Miami	2-4	0-0	1-2	2-0-2	2	5	0	2	2	1	19
at Boston College	0-0	0-0	1-2	1-0-1	1	1	0	0	0	0	1
at UNC				DNP							
Georgia Tech				DNP							
at Syracuse	2-3	0-0	1-2	1-2-3	2	5	0	1	0	0	12
Florida State	0-1	0-0	1-2	1-2-3	0	1	0	1	0	0	13
Boston College	3-5	0-0	1-2	4-0-4	0	7	0	1	0	0	15
at NC State	4-8	0-0	2-2	1-4-5	2	10	0	1	2	0	22
Louisville				DNP							
Wake Forest				DNP							
at Georgia Tech•	6-7	0-0	1-2	1-6-7	4	13	0	1	1	0	22
Virginia Tech•	5-8	0-1	1-1	3-2-5	2	11	1	0	0	0	23
at Duke•	4-7	0-1	2-2	4-2-6	2	10	0	1	2	1	28
at Virginia•	0-1	0-0	0-0	0-0-0	1	0	0	0	0	0	7
UNC•	1-1	0-0	0-0	0-5-5	3	2	0	0	1	0	18
at Wake Forest•	9-13	0-1	1-1	3-2-5	2	19	0	1	3	1	33
Pitt	3-5	0-0	2-3	1-5-6	5	8	0	1	0	0	17
at Clemson•	1-5	0-0	0-0	0-0-0	3	2	0	0	0	1	15
vs. Virginia Tech (ACC)	0-0	0-0	0-0	1-3-4	1	0	0	0	0	0	9
2023-24 at Vanderbilt											
	FG	3P	FT	REB	PF	PTS	A	TO	B	S	MP
Presbyterian				DNP - leg							
SC Upstate				DNP - leg							
UNCG				DNP - leg							
Central Arkansas				DNP - leg							
vs. NC State•	6-10	0-1	4-4	2-6-8	3	16	1	2	1	1	28
vs. Arizona State•	5-7	0-0	1-1	1-5-6	2	11	0	0	0	0	26
Boston College•	2-7	0-1	1-2	1-5-6	2	5	0	2	1	0	23
Alabama A&M•	4-9	2-5	4-5	2-8-10	2	14	0	0	1	0	28
San Francisco•	6-12	1-3	2-2	1-1-2	0	15	0	0	2	0	32
vs. Texas Tech•	5-8	0-0	5-6	1-3-4	1	15	1	1	0	0	31
Western Carolina				DNP							
Dartmouth				DNP							
at Memphis•	0-2	0-0	0-0	1-1-2	2	0	0	1	2	0	9
Alabama•	1-2	0-0	2-2	2-2-4	2	4	2	1	1	0	15
at LSU•	5-7	0-0	1-1	1-2-3	1	11	1	1	1	1	27
at Ole Miss•	2-7	0-1	1-2	1-1-2	2	5	1	2	2	1	27
Auburn•	3-8	1-2	2-2	2-4-6	4	9	0	0	0	1	29
at Mississippi State•	4-6	0-1	3-4	1-7-8	3	11	1	1	1	0	27
Tennessee•	3-9	1-2	1-2	3-3-6	2	8	0	1	1	1	29
at Auburn•	5-11	1-2	6-8	8-4-12	2	17	0	2	3	1	28
Missouri•	4-10	0-2	4-5	4-4-8	2	12	0	3	1	0	31
Kentucky•	2-5	0-2	4-5	2-3-5	0	8	0	1	1	0	27
at South Carolina•	6-9	0-0	1-4	2-2-4	2	13	2	0	0	0	30
Texas A&M•	9-13	1-3	6-7	3-2-5	3	25	0	1	1	0	29
at Tennessee•	4-11	2-3	0-1	2-4-6	0	10	0	2	0	0	24
Georgia•	4-10	0-1	2-3	3-5-8	4	10	1	2	1	1	31
at Florida•	4-11	1-2	6-12	4-3-7	3	15	0	2	1	2	32
at Arkansas•	9-10	0-0	1-1	5-7-12	4	19	0	3	2	0	36
LSU•	3-7	0-0	2-3	1-1-2	1	8	1	0	1	0	33
at Kentucky•	5-12	0-1	3-4	5-3-8	4	13	1	1	0	1	31
Florida•	8-18	2-5	7-7	3-8-11	0	25	0	0	0	2	32
vs. Arkansas (SEC)•	9-15	1-2	2-4	3-7-10	2	21	0	2	2	3	38

2024-25	FG	3FG	FT	REB	PF	PTS	A	TO	B	S	MP
Elon	2-4	0-0	0-0	4-3-7	2	4	0	0	2	1	17
at Kansas	4-4	0-0	2-2	1-2-3	5	10	0	1	1	0	14
American	3-5	0-0	2-2	1-4-5	3	8	0	0	0	1	17
at Hawai'i	2-2	0-0	0-0	0-2-2	2	4	0	1	0	0	8
vs. Dayton	0-0	0-0	0-0	0-1-1	0	0	0	1	0	0	8
vs. Auburn	4-6	0-0	2-2	4-5-9	2	10	0	1	1	0	23
vs. Michigan State	3-3	0-0	3-4	1-2-3	1	9	0	0	0	0	12
Alabama	3-4	0-0	2-2	2-2-4	0	8	0	1	2	1	17
Georgia Tech•	2-2	0-0	1-3	2-6-8	5	5	0	1	1	1	16
La Salle•	4-4	0-0	2-4	2-3-5	1	10	0	1	1	0	21
vs. Florida•	3-4	0-0	1-3	1-3-4	3	7	0	0	1	1	23
vs. UCLA•	1-2	0-0	0-0	1-0-1	2	2	0	0	0	1	11
Campbell	1-1	0-0	0-0	0-1-1	0	2	0	0	2	0	7
at Louisville	1-5	0-0	3-4	1-8-9	2	5	1	1	2	1	21
at Notre Dame	1-1	0-0	2-2	1-2-3	1	4	0	1	1	0	14
SMU	3-4	0-0	1-2	1-1-2	1	7	2	1	0	1	22
at NC State	2-4	0-0	0-2	2-7-9	0	4	0	1	1	0	13
Cal	3-3	0-0	1-2	2-6-8	2	7	0	0	3	0	16
Stanford	5-8	0-0	3-4	2-3-5	1	13	0	0	0	0	24
at Wake Forest	3-4	0-0	0-0	1-6-7	2	6	0	0	1	1	20
Boston College•	1-1	0-0	1-2	0-2-2	4	3	0	1	1	0	14
at Pitt•	3-5	0-0	0-0	0-7-7	2	6	1	4	1	0	32
at Duke•	3-5	0-0	1-2	5-1-6	3	7	1	1	3	1	21
Pitt•	8-12	0-0	1-3	1-3-4	4	17	0	0	1	0	22
at Clemson•	4-5	0-0	0-0	2-4-6	1	8	0	1	0	0	22
at Syracuse•	3-6	0-0	0-0	1-2-3	1	6	0	1	0	0	19
NC State•	5-7	0-0	3-3	3-2-5	3	13	0	1	0	0	20
Virginia•	6-10	0-0	2-2	3-3-6	2	14	0	2	0	0	28
at Florida State•	4-5	0-0	2-2	3-4-7	4	10	0	0	0	0	17
Miami•	9-10	0-0	1-1	2-3-5	2	19	0	1	1	0	29
at Virginia Tech•	5-6	0-0	0-1	3-8-11	2	10	2	2	0	1	22
Duke	5-8	0-0	1-1	2-4-6	0	11	0	1	1	1	30
vs. Notre Dame (ACC)•	8-13	0-1	1-2	5-5-10	2	17	2	0	2	1	26
vs. Wake Forest•	4-12	0-0	2-4	3-10-13	4	10	0	3	3	1	26
vs. Duke•	8-11	0-2	4-5	6-4-10	1	20	2	0	1	0	31
vs. SDSU (NCAA)•	2-3	0-0	8-8	1-3-4	1	12	0	1	0	0	21
vs. Ole Miss•	6-7	0-0	2-2	0-2-2	5	14	0	0	1	0	16



# 24 - JAE'LYN WITHERS

## 6-9, Graduate, Forward, Charlotte, N.C.



**Career:** Set UNC record for threes in an ACC Tournament game with seven vs. Notre Dame on 3/12/25 • Scored his 1,000th career point on March 8 vs. Duke • Earned his degree in 2023 in exercise science from Louisville • Scored 1,048 points in 155 games at UL and UNC • Made 87 career starts (23 at UNC and 64 over three seasons for the Cardinals) • Averaging 6.8 points and 4.9 rebounds • Scored in double figures 43 times (13 times as a Tar Heel) with a career-best 21 vs. Notre Dame, grabbed a career-high 13 rebounds twice and has 10 double-doubles in points and rebounds • Originally from Charlotte, where his father, Curtis, was a three-time all-conference

standout for the 49ers • First name pronounced JAY-lynn.

**2024-25:** Averaged 6.5 points and 4.5 rebounds • Made 40 of 83 from the floor (48.2%), including 26 for 54 from three (48.1%), with 124 points (10.3) in the last 12 games (UNC 9-3) • Scored 124 points in the last 12 games after totaling 64 points in the previous 18 games prior to the Feb. 15 game at Syracuse • For the season shot a team-high 44.3% from three (39 of 88) • Made the third-most threes on the team • Made multiple 3FGs nine times (each of the first two games and seven of the last 12) • Scored in double figures nine times with a career-high 21 vs. Notre Dame • Scored in double figures three times in the first 25 games and six times in the last 12 • Thirty-one of his last 50 field goals were threes • Started the last 13 games and 20 overall • Averaged 6.6 rebounds over the last 12 games with 11, 10 and nine three times in that span of games.

**2024-25 Game Highlights:** Sprained his right ankle early in the second half vs. Ole Miss and was unable to return • Was limited to one three-pointer and five points in 16 minutes in his final college game • Ten points, a game-high nine boards and hit a pair of threes vs. San Diego State • Hit two threes, had nine rebounds and three assists in the win over Wake Forest • Critical 3FG with 4:35 to play gave the Tar Heels a 57-56 lead and snapped a nearly 11-minute drought during which UNC went 0 of 12 from the floor • Made 7 of 10 threes and scored a career- and game-high 21 points vs. Notre Dame in the second round of the ACC Tournament, breaking the all-time Tar Heel record for threes in an ACC Tournament game • Third double-double of the season with 11/10 and tied his career high with four assists vs. Miami • Against Virginia he tied his career high with four three-pointers, was UNC's co-scoring leader with 16 points, had a game-high 11 rebounds for his second double-double of the season and fourth as a Tar Heel and tied his season-high with four offensive rebounds • It was the first time he led or co-lead UNC in scoring • Scored 14 of his 19 points in the second half in the win at Syracuse • Was 7 for 10 from the floor and tied his season high with three 3FGs • Scored more points in the second half (14) than he scored in any previous game this season • Converted back-to-back conventional three-point plays 19 seconds apart to give UNC a 73-64 lead, less than two minutes after the Orange tied the game at 60 • Also blocked a season-high and career-best three shots vs. Syracuse • Most field goals and points since his junior year at Louisville • Hit go-ahead 3FG with 5:21 to play at Wake Forest • Seven points and two steals in the win at Notre Dame – three-pointer midway through second half gave UNC the

2024-25	FG	3FG	FT	REB	PF	PTS	A	TO	B	S	MP
Elon	4-10	2-3	0-0	4-6-10	2	10	1	1	0	1	22
at Kansas	4-6	3-5	0-0	0-9-9	3	11	0	1	0	1	24
American	2-3	0-1	3-3	1-6-7	0	7	4	0	0	0	21
at Hawai'i	1-4	0-1	0-3	0-1-1	3	2	1	0	0	1	25
vs. Dayton	0-2	0-1	3-5	0-3-3	1	3	0	1	0	1	19
vs. Auburn	1-4	1-2	7-8	1-6-7	1	10	0	0	0	0	20
vs. Michigan State	3-6	0-1	2-2	2-2-4	5	8	0	1	0	0	33
Alabama	1-3	0-2	0-0	0-1-1	1	2	0	1	0	0	11
Georgia Tech	1-4	0-2	0-0	0-6-6	2	2	1	3	0	0	16
La Salle	3-5	1-2	0-2	0-1-1	3	7	0	0	2	1	12
vs. Florida	2-4	0-2	1-1	1-1-2	2	5	1	1	0	0	10
vs. UCLA	1-2	0-0	0-0	1-1-2	2	2	1	2	1	1	6
Campbell	1-3	0-1	2-2	2-5-7	1	4	0	0	0	1	10
at Louisville	1-2	0-1	0-0	1-4-5	1	2	0	0	0	0	16
at Notre Dame	3-5	1-1	0-0	1-3-4	1	7	0	1	0	2	19
SMU	2-4	0-1	3-3	1-2-3	2	7	0	2	1	1	14
at NC State	0-0	0-0	0-0	0-2-2	0	0	0	0	0	0	4
Cal	2-2	1-1	0-0	2-2-4	2	5	0	1	0	0	12
Stanford	0-0	0-0	1-2	0-2-2	0	1	0	0	0	0	6
at Wake Forest	1-2	1-2	0-0	0-1-1	1	3	1	2	0	0	10
Boston College	1-1	0-0	0-0	0-0-0	0	2	0	0	0	0	3
at Pitt	2-2	1-1	0-0	0-0-0	0	5	0	0	0	0	3
at Duke	2-3	1-2	0-0	0-1-1	1	5	0	1	2	0	12
Pitt	0-0	0-0	0-0	0-1-1	2	0	0	0	1	0	6
at Clemson	2-4	1-2	0-0	1-2-3	3	5	1	1	0	0	17
at Syracuse	7-10	3-4	2-2	2-4-6	5	19	1	1	3	0	24
NC State	3-5	2-4	0-0	0-4-4	0	8	1	1	0	1	20
Virginia	5-8	4-6	2-3	4-7-11	2	16	1	1	1	0	29
at Florida State	2-3	1-2	6-9	2-3-5	2	11	1	0	0	0	21
Miami	4-6	2-2	1-2	1-9-10	3	11	4	0	0	0	33
at Virginia Tech	2-7	1-5	0-0	1-6-7	0	5	0	1	0	0	19
Duke	3-10	1-5	0-0	0-4-4	1	7	1	0	0	0	26
vs. Notre Dame (ACC)	7-10	7-10	0-0	0-9-9	2	21	1	0	2	2	29
vs. Wake Forest	2-10	2-7	3-4	2-7-9	0	9	3	1	0	1	33
vs. Duke	1-5	0-3	0-0	0-3-3	2	2	0	3	0	1	20
vs. SDSU (NCAA)	3-6	2-4	2-2	0-9-9	3	10	1	3	0	1	25
vs. Ole Miss	1-3	1-2	2-3	0-2-2	1	5	1	2	0	0	16

lead back after it lost an 11-point lead • Went 7 for 8 from the line against Auburn • Made three 3FGs, all in the second half, at Kansas • Scored all 11 points vs. the Jayhawks as UNC scored 51 second-half points at KU • Had 10 points and 10 rebounds vs. Elon in his fourth start as a Tar Heel.

**2023-24 at Carolina:** Averaged 4.2 points and 3.6 rebounds • Plus/minus of +168 was the highest among the non-starters • Season-high 16 points and tied his best with 10 rebounds vs. Wagner in the NCAA first round • Scored 10 of his 16 in the first half helping UNC build a 12-point lead at the break • Six points, seven boards and hit his first 3FG in 14 games vs. FSU in the ACC quarterfinal • Six points and eight rebounds (season-best four offensive) in the win at Duke • Grabbed an offensive rebound, was fouled and made two free throws with 2.6 seconds to play to secure the Feb. 26 win over Miami • Five rebounds and was a plus 11 at Virginia • First double-double as a Tar Heel with 15 points and 10 boards in the win over Louisville • Led UNC in second-half scoring with 10 of his 15 points (including eight after the Cards cut a 20-point deficit to five) • Was a game-high plus 24, his best of the season • Made 4 of 5 from the floor, scored 10 points and added six rebounds vs. Syracuse • Grabbed six

WITHERS' THREE-YEAR STATS AT LOUISVILLE																			
Year	GP-GS	Min.	Ave.	FGM-A	Pct.	3FGM-A	Pct.	FTM-A	Pct.	Off	Def	Reb	Ave.	A	TO	B	S	Pts	Ave.
2020-21	20-20	515	25.7	79-143	.552	8-21	.381	36-53	.679	51	102	153	7.7	9	24	7	18	202	10.1
2021-22	29-15	525	18.1	64-156	.410	15-64	.234	24-36	.667	30	102	132	4.6	16	44	12	20	167	5.8
2022-23	32-29	800	25.0	97-224	.433	40-96	.417	50-68	.735	24	146	170	5.3	25	71	13	22	284	8.9
<b>Totals</b>	<b>81-64</b>	<b>1840</b>	<b>22.7</b>	<b>240-523</b>	<b>.459</b>	<b>63-181</b>	<b>.348</b>	<b>110-157</b>	<b>.701</b>	<b>105</b>	<b>350</b>	<b>455</b>	<b>5.6</b>	<b>50</b>	<b>139</b>	<b>32</b>	<b>60</b>	<b>653</b>	<b>8.1</b>

WITHERS' TWO-YEAR STATS AT CAROLINA																			
Year	GP-GS	Min.	Ave.	FGM-A	Pct.	3FGM-A	Pct.	FTM-A	Pct.	Off	Def	Reb	Ave.	A	TO	B	S	Pts	Ave.
2023-24	37-3	459	12.4	53-99	.535	4-20	.200	46-59	.780	37	96	133	3.6	21	25	18	16	156	4.2
2024-25	37-20	646	17.5	80-164	.488	39-88	.443	40-56	.714	30	135	165	4.5	26	32	13	16	239	6.5
<b>Totals</b>	<b>74-23</b>	<b>1105</b>	<b>14.9</b>	<b>133-263</b>	<b>.506</b>	<b>43-108</b>	<b>.398</b>	<b>86-115</b>	<b>.748</b>	<b>67</b>	<b>231</b>	<b>298</b>	<b>4.0</b>	<b>47</b>	<b>57</b>	<b>31</b>	<b>32</b>	<b>395</b>	<b>5.3</b>

WITHERS' FIVE-YEAR COLLEGE STATS																			
Year	GP-GS	Min.	Ave.	FGM-A	Pct.	3FGM-A	Pct.	FTM-A	Pct.	Off	Def	Reb	Ave.	A	TO	B	S	Pts	Ave.
<b>Totals</b>	<b>155-87</b>	<b>2944</b>	<b>19.0</b>	<b>373-786</b>	<b>.475</b>	<b>106-289</b>	<b>.367</b>	<b>196-272</b>	<b>.721</b>	<b>172</b>	<b>581</b>	<b>753</b>	<b>4.9</b>	<b>97</b>	<b>196</b>	<b>63</b>	<b>92</b>	<b>1048</b>	<b>6.8</b>

**JAE'LYN WITHERS' GAME-BY-GAME LOGS**

2020-21 (Louisville)	FG	3FG	FT	REB	PF	PTS	AST	TOV	BLK	STL	MP
Evansville•	3-6	1-2	1-2	1-4-5	4	8	0	1	0	0	17
Seton Hall•	3-6	0-1	5-6	0-6-6	3	11	1	2	0	0	31
Prairie View•	8-10	1-2	3-5	1-8-9	2	20	1	1	0	0	32
Western Kentucky•	3-9	0-2	2-2	2-7-9	5	8	2	1	1	3	27
at Wisconsin•	3-5	0-1	0-0	1-2-3	0	6	1	1	0	1	14
at Pitt•	3-7	0-0	0-1	5-2-7	2	6	1	1	1	1	23
Kentucky•	3-3	0-0	2-2	2-7-9	4	8	1	1	0	0	29
at Boston College•	2-3	0-0	1-1	1-6-7	5	5	0	3	0	0	22
Virginia Tech•	6-12	0-1	4-4	3-9-12	4	16	0	1	1	2	29
at Wake Forest•	2-2	0-0	0-0	0-1-1	5	4	0	0	0	0	9
at Miami•	8-9	1-1	1-3	3-8-11	4	18	0	2	1	2	28
Florida State•	6-9	0-0	2-3	3-6-9	1	14	0	0	0	0	36
Duke•	5-6	0-0	3-5	3-4-7	3	13	0	3	0	0	27
at Clemson•	2-7	0-1	3-5	4-8-12	1	7	0	0	0	3	32
Georgia Tech•	2-5	0-0	2-2	3-4-7	3	6	1	0	2	1	20
at North Carolina•	2-6	0-1	0-0	6-2-8	3	4	0	2	0	0	20
Notre Dame•	5-11	2-2	0-0	4-9-13	3	12	1	1	0	1	26
at Duke•	6-10	1-3	3-5	4-5-9	5	16	0	2	1	1	36
Virginia•	4-10	2-4	2-5	3-3-6	1	12	0	2	0	2	31
vs. Duke (ACC)•	2-6	0-0	2-2	2-1-3	4	6	0	0	0	1	25
<b>2021-22 (Louisville)</b>	<b>FG</b>	<b>3FG</b>	<b>FT</b>	<b>REB</b>	<b>PF</b>	<b>PTS</b>	<b>AST</b>	<b>TOV</b>	<b>BLK</b>	<b>STL</b>	<b>MP</b>
Southern•	1-2	1-2	0-0	2-6-8	4	3	0	3	1	1	13
Furman•	6-15	2-7	0-0	0-9-9	3	14	1	1	1	1	34
Navy•	4-4	1-1	2-2	1-2-3	1	11	0	2	0	3	26
Detroit Mercy•	1-4	0-2	0-0	1-2-3	3	2	1	2	0	0	21
vs. Mississippi State•	4-6	2-4	1-2	0-3-3	4	11	0	2	0	1	21
vs. Maryland•	1-3	0-2	3-4	4-7-11	1	5	0	3	2	1	18
at Michigan State•	3-6	0-3	1-3	0-2-2	3	7	1	1	0	2	19
at NC State•	1-6	0-2	1-1	2-3-5	2	3	0	1	0	0	17
DePaul	0-2	0-1	0-0	0-3-3	2	0	1	3	1	0	10
Southeastern Louisiana	1-3	0-0	1-2	1-5-6	0	3	3	3	0	0	23
at Western Kentucky•	0-4	0-1	1-2	0-6-6	2	1	2	0	0	0	20
Wake Forest	2-5	2-4	0-0	1-7-8	4	6	0	2	0	0	18
at Georgia Tech	0-2	0-1	1-2	0-2-2	2	1	1	2	0	0	10
Pitt	0-1	0-1	0-0	0-1-1	0	0	0	1	0	0	5
at Florida State	1-3	0-0	2-2	1-3-4	2	4	0	0	0	0	14
NC State	0-0	0-0	0-0	0-0-0	0	0	0	1	0	0	3
at Pitt	0-3	0-1	0-0	0-2-2	0	0	1	0	0	0	11
Boston College	4-6	0-1	2-3	1-4-5	1	10	1	3	0	1	22
Notre Dame	4-10	0-3	1-2	4-5-9	0	9	1	1	0	1	19
at Virginia	1-2	0-1	0-0	0-2-2	1	2	0	2	0	0	7
Duke	0-1	0-1	2-2	0-3-3	2	2	1	0	0	0	15
North Carolina	5-9	2-4	0-0	1-1-2	5	12	0	2	2	0	24
at Syracuse	4-9	0-3	5-6	4-1-5	2	13	2	2	1	1	26
at Notre Dame•	9-17	1-4	1-2	1-4-5	4	20	0	0	0	3	30
Miami•	4-11	1-3	0-1	2-4-6	4	9	0	2	1	3	25
Clemson•	3-8	1-4	0-0	2-8-10	1	7	0	1	2	1	30
at North Carolina•	4-9	2-6	0-0	0-7-7	1	10	0	2	0	1	33
at Wake Forest•	1-3	0-1	0-0	1-0-1	1	2	0	0	0	0	6
at Virginia Tech•	0-2	0-1	0-0	1-0-1	1	0	0	2	1	0	7
Virginia											DNP – right knee contusion
vs. Georgia Tech (ACC)											DNP – right knee contusion
vs. Virginia											DNP – right knee contusion

rebounds, including three offensive, in the win at Clemson • Was a plus 13 in 19 minutes against Kentucky, contributing four points, three boards, two assists, two blocks and two steals.

**Personal:** Born Dec. 20, 2000, in Charlotte • Son of Sheena Carr and Curtis Withers • Curtis was a three-time All-Conference USA forward at Charlotte from 2002-06.

2022-23 (Louisville)	FG	3FG	FT	REB	PF	PTS	AST	TOV	BLK	STL	MP
Bellarmine•	5-9	2-3	5-5	0-2-2	5	17	0	3	0	2	25
Wright State•	7-11	1-5	0-0	0-11-11	0	15	0	2	0	5	34
Appalachian State•	0-1	0-0	0-0	0-0-0	5	0	0	3	0	0	10
vs. Arkansas•	1-4	0-2	5-6	0-5-5	4	7	1	3	0	1	25
vs. Texas Tech•	3-7	1-2	0-0	0-5-5	2	7	0	5	0	0	25
vs. Cincinnati•	2-7	1-5	1-3	2-5-7	4	6	2	0	0	0	30
Maryland•	2-7	0-2	1-2	0-2-2	3	5	0	2	0	0	17
Miami•	4-8	2-4	2-2	1-5-6	2	12	0	3	1	0	26
at Florida State•	3-10	2-5	0-0	2-5-7	2	8	3	1	1	1	25
Western Kentucky•	4-4	2-2	0-0	1-5-6	3	10	3	3	0	1	19
Florida A&M•	3-6	1-2	0-0	2-3-5	1	7	1	4	1	0	18
Lipscomb•	4-10	1-2	0-0	1-3-4	1	9	1	1	0	1	25
at NC State•	0-3	0-0	1-2	1-2-3	2	1	0	3	1	0	17
at Kentucky•	0-1	0-0	2-2	0-1-1	2	2	0	1	0	0	17
Syracuse	4-11	2-6	0-0	0-7-7	4	10	1	2	1	1	22
Wake Forest	3-7	2-4	3-4	2-3-5	1	11	0	1	1	0	27
at Clemson	4-6	3-3	0-0	0-1-1	2	11	0	3	1	1	21
North Carolina•	3-9	0-3	2-3	2-6-8	2	8	0	1	0	0	31
Pitt•	2-6	1-3	3-4	1-6-7	2	8	0	1	1	1	26
at Boston College•	6-12	2-4	2-2	0-7-7	3	16	1	3	0	0	30
at Notre Dame•	4-10	2-5	0-0	2-2-4	4	10	0	4	1	0	16
Georgia Tech•	4-8	4-6	7-9	0-13-13	4	19	1	2	0	2	35
Florida State•	4-7	4-6	2-2	0-4-4	1	14	1	3	0	0	34
at Pitt•	2-7	1-2	4-6	0-1-1	3	9	1	2	0	1	22
at Miami •	7-10	4-6	0-0	0-5-5	3	18	1	2	1	1	38
Virginia•	4-11	1-7	3-4	0-8-8	2	12	0	1	2	0	31
Clemson•	3-6	0-0	2-2	1-8-9	2	8	2	2	0	2	33
at Duke•	1-7	0-2	0-0	1-3-4	1	2	0	1	0	2	29
at Georgia Tech•	3-8	1-3	1-2	2-7-9	1	8	3	1	1	0	28
Virginia Tech•	1-1	0-0	0-2	2-2-4	2	2	1	3	0	0	21
at Virginia•	2-5	0-1	2-4	1-2-3	2	6	0	2	0	0	19
vs. BC (ACC)•	2-5	0-1	2-2	0-7-7	3	6	2	3	0	0	24
<b>2023-24 (Carolina)</b>	<b>FG</b>	<b>3FG</b>	<b>FT</b>	<b>REB</b>	<b>PF</b>	<b>PTS</b>	<b>A</b>	<b>TO</b>	<b>B</b>	<b>S</b>	<b>MP</b>
Radford	2-2	0-0	0-0	0-1-1	2	4	0	1	0	2	15
Lehigh	2-5	0-0	0-0	0-3-3	1	4	1	0	0	1	13
UC Riverside	0-1	0-0	2-2	0-3-3	1	2	0	0	3	1	16
vs. Northern Iowa	4-5	1-2	2-2	0-4-4	2	11	2	1	1	0	22
vs. Villanova•	0-2	0-1	2-2	1-6-7	5	2	0	4	0	0	20
vs. Arkansas•	2-5	0-1	1-2	2-3-5	3	5	0	0	0	0	16
Tennessee•	0-2	0-0	0-0	1-1-2	2	0	1	3	0	0	12
Florida State	0-0	0-0	1-2	1-0-1	0	1	0	0	1	0	7
vs. UConn	0-2	0-1	0-0	0-2-2	1	0	1	0	0	0	9
vs. Kentucky	1-4	0-2	2-2	0-3-3	2	4	2	1	2	2	19
vs. Oklahoma	1-2	0-1	2-2	0-0-0	3	4	0	0	1	0	4
Charleston Southern	2-2	1-1	0-0	0-1-1	1	5	2	0	2	0	16
at Pitt	2-3	0-1	2-2	2-1-3	3	6	0	2	0	0	12
at Clemson	1-4	0-1	0-0	3-3-6	1	2	0	0	0	0	11
at NC State	0-1	0-1	4-7	2-1-3	0	4	1	1	2	0	12
Syracuse	4-5	0-0	2-2	2-4-6	0	10	1	1	0	0	13
Louisville	5-6	0-0	5-7	2-8-10	0	15	0	1	0	1	24
at Boston College	3-4	1-1	2-2	2-1-3	3	9	1	0	0	1	14
Wake Forest	0-1	0-1	5-6	0-7-7	2	5	1	1	0	0	17
at Florida State	0-2	0-0	0-0	0-2-2	2	0	0	0	0	0	10
at Georgia Tech	0-0	0-0	0-0	1-1-2	0	0	0	0	0	0	7
Duke	0-1	0-1	2-2	0-1-1	1	2	0	0	1	1	10
Clemson	0-0	0-0	0-0	0-1-1	0	0	0	0	0	0	5
at Miami	0-0	0-0	0-0	0-0-0	0	0	1	1	0	0	5
at Syracuse	2-2	0-0	0-0	0-1-1	1	4	0	0	0	0	7
Virginia Tech	2-4	0-0	0-1	1-1-2	1	4	0	0	1	2	9
at Virginia	0-1	0-0	2-2	1-4-5	0	2	0	0	1	0	12
Miami	1-3	0-1	2-2	2-2-4	0	4	0	0	1	0	12
NC State	2-3	0-0	0-0	0-2-2	1	4	0	1	0	0	10
Notre Dame	1-2	0-0	1-1	0-0-0	2	3	0	0	0	1	6
at Duke	3-4	0-1	0-0	4-4-8	0	6	0	1	1	0	11
vs. Fla State (ACC)	2-4	1-1	1-2	1-6-7	4	6	1	2	0	1	14
vs. Pitt	1-1	0-0	0-0	2-2-4	1	2	1	2	0	0	10
vs. NC State	1-1	0-0	0-0	0-6-6	1	2	0	0	1	0	11
vs. Wagner (NCAA)	5-7	0-0	6-9	4-6-10	1	16	3	1	0	1	21
vs. Michigan State	2-4	0-1	0-0	1-3-4	2	4	1	0	0	2	15
vs. Alabama	2-4	0-1	0-0	2-2-4	4	4	1	1	0	0	11



# CAREER HIGHS



## 0 – TY CLAUDE

**Points:** Western Carolina (24 vs. Samford, 2/1/23)  
**Field Goals:** Morehead State (11 vs. Eastern Kentucky, 2/13/20)  
**Three-Pointers:** 1 three times (latest for Georgia Tech vs. Howard, 11/9/23)  
**Free Throws:** Western Carolina (11 at Tennessee Tech, 12/17/22)  
**Offensive Rebounds:** Western Carolina (8 vs. USC Upstate, 12/3/22)  
**Rebounds:** Western Carolina (17 at The Citadel, 1/14/23)  
**Assists:** Georgia Tech (3 vs. Georgia Southern, 11/6/23; vs. Howard, 11/9/23)  
**Turnovers:** 4 five times (latest: for Western Carolina vs. Brescia, 11/13/22)  
**Blocks:** 3 three times (latest: for Western Carolina vs. Wofford, 1/18/23)  
**Steals:** 2 nine times (latest: for Western Carolina at VMI, 1/28/23)

## 2 – JAMES BROWN

**Points:** 6 vs. La Salle (12/14/24)  
**Rebounds:** 4 vs. Notre Dame (3/12/25)

## 3 – ELLIOT CADEAU

**Points:** 19 at Miami (2/10/24)  
**Field Goals:** 7 four times (latest: vs. Cal, 1/15/25)  
**Three-Pointers:** 3 vs. Elon (11/4/24), Duke (3/14/25)  
**Free Throws:** 8 at Florida State (1/27/24)  
**Offensive Rebounds:** 2 seven times (latest: at Duke, 2/1/25)  
**Rebounds:** 6 five times (latest: 3/12/25 vs. Notre Dame)  
**Assists:** 13 at Wake Forest (1/21/25)  
**Turnovers:** 7 vs. Georgia Tech (12/7/24)  
**Blocks:** 2 vs. Elon (11/4/24)  
**Steals:** 4 at Miami (2/10/24), vs. American (11/15/24), vs. Ole Miss (3/21/25)

## 4 – RJ DAVIS

**Points:** 42 vs. Miami (2/26/24)  
**Field Goals:** 14 vs. Wake Forest (1/22/24), Miami (2/26/24)  
**Three-Pointers:** 7 vs. Miami (2/26/24)  
**Free Throws:** 14 vs. NC State (1/21/23)  
**Offensive Rebounds:** 6 vs. Kansas (4/4/22)  
**Rebounds:** 12 vs. Kansas (4/4/22)  
**Assists:** 12 vs. Marquette (3/17/22)  
**Turnovers:** 5 vs. Florida State (2/27/21), Kentucky (12/16/23)  
**Blocks:** 2 vs. Florida State (2/12/22), at Virginia (2/24/24)  
**Steals:** 5 vs. Charleston Southern (12/29/23), vs. Syracuse (1/13/24)

## 5 – CADE TYSON (set at Belmont)

**Points:** 31 at Samford (12/16/23)  
**Field Goals:** 12 vs. Northern Iowa (1/17/24)  
**Three-Pointers:** 6 at Samford (12/16/23), vs. Missouri State (2/24/24)  
**Free Throws:** 7 four times (latest: at Samford, 12/16/23)  
**Offensive Rebounds:** 4 vs. Tarleton State (11/18/22)  
**Rebounds:** 10 at Murray State (2/28/24)  
**Assists:** 5 vs. Monmouth (11/24/23)  
**Turnovers:** 4 four times (latest: vs. Illinois State, 1/10/24)  
**Blocks:** 3 vs. UIC (1/27/24)  
**Steals:** 4 at Chattanooga (12/18/22)

## 6 – ELIJAH DAVIS (set at Lynchburg)

**Points:** 21 at Bridgewater (1/07/23)  
**Three-Pointers:** 5 at Bridgewater (1/07/23)  
**Free Throws:** 4 vs. Roanoke (1/10/24)  
**Rebounds:** 8 vs. Virginia Wesleyan (12/03/22)  
**Assists:** 2 vs. Randolph-Macon (1/14/23)

## 7 – SETH TRIMBLE

**Points:** 27 vs. Dayton (11/25/24)  
**Field Goals:** 10 vs. Dayton (11/25/24)  
**Three-Pointers:** 3 vs. Elon (11/4/24)  
**Free Throws:** 8 at Kansas (11/8/24), vs. Georgia Tech (12/7/24), vs. Wake Forest (3/13/25)  
**Offensive Rebounds:** 5 vs. Boston College (1/25/25)  
**Rebounds:** 12 vs. Boston College (1/25/25), at Pitt (1/28/25)  
**Assists:** 5 vs. The Citadel (12/13/22)  
**Turnovers:** 3 vs. Syracuse (1/13/24), Auburn (11/26/24), La Salle (12/14/24)  
**Blocks:** 2 five times (latest: 12/21/24 vs. UCLA)  
**Steals:** 4 vs. Michigan State (11/27/24), Georgia Tech (12/7/24)

## 9 – DRAKE POWELL

**Points:** 18 vs. Michigan State (11/27/24)  
**Field Goals:** 7 vs. Michigan State (11/27/24)  
**Three-Pointers:** 4 vs. Michigan State (11/27/24), SMU (1/7/25)  
**Free Throws:** 4 vs. Miami (3/1/25)  
**Offensive Rebounds:** 3 at Pitt (1/28/25), vs. NC State (2/19/25)  
**Rebounds:** 11 vs. American (11/15/24)  
**Assists:** 4 vs. Ole Miss (3/21/25)  
**Turnovers:** 3 vs. SMU (1/7/25), at Duke (2/1/25)  
**Blocks:** 3 vs. American (11/15/24)  
**Steals:** 3 vs. Pitt (2/8/25)

## 11 – IAN JACKSON

**Points:** 27 at Notre Dame (1/4/25)  
**Field Goals:** 11 at Notre Dame (1/4/25)  
**Three-Pointers:** 5 at NC State (1/11/25), at Syracuse (2/15/25), at Virginia Tech (3/4/25)  
**Free Throws:** 7 at Louisville (1/1/25)  
**Offensive Rebounds:** 1 eight times (latest: 2/15/25 at Syracuse)  
**Rebounds:** 7 vs. La Salle (12/14/24), SMU (1/7/25), Cal (1/15/25)  
**Assists:** 3 vs. La Salle (12/14/24), Pitt (2/8/25)  
**Turnovers:** 4 vs. UCLA (12/21/24), at Notre Dame (1/4/25)  
**Blocks:** 1 five times (latest: 2/15/25 at Syracuse)  
**Steals:** 2 four times (latest: 2/10/25 at Clemson)

## 13 – JALEN WASHINGTON

**Points:** 18 vs. American (11/15/24), Boston College (1/25/25)  
**Field Goals:** 7 vs. Charleston Southern (12/29/23), Boston College (1/25/25)  
**Three-Pointers:** 2 vs. UC Riverside (11/17/23), Charleston Southern (12/29/23), Notre Dame (3/5/24)  
**Free Throws:** 6 vs. American (11/15/24)  
**Offensive Rebounds:** 6 at NC State (1/11/25)  
**Rebounds:** 12 at NC State (1/11/25)  
**Assists:** 3 vs. SMU (1/7/25), Boston College (1/25/25)  
**Turnovers:** 4 at Notre Dame (1/4/25)  
**Blocks:** 5 at Notre Dame (1/4/25)  
**Steals:** 2 vs. Syracuse (1/13/24)



Seth Trimble scored a career-high 27 points vs. Dayton as the Tar Heels rallied from a 21-point deficit early in the second half to win, 92-90.

## 14 – RUSSELL HAWKINS

**Points:** 2 vs. La Salle (12/14/24)  
**Assists:** 1 vs. La Salle (12/14/24), Notre Dame (3/12/25), San Diego State (3/18/25)

## 22 – VEN-ALLEN LUBIN

**(set at Notre Dame, Vanderbilt or UNC)**  
**Points:** Vanderbilt– 25 vs. Texas A&M (2/13/24), vs. Florida (3/9/24)  
**Field Goals:** 9 five times (latest: UNC vs. Miami, 3/1/25)  
**Three-Pointers:** Vanderbilt– 2 vs. Alabama A&M (12/2/23), at Tennessee (2/17/24), vs. Florida (3/9/24)  
**Free Throws:** UNC– vs. San Diego State (3/18/25)  
**Offensive Rebounds:** Vanderbilt– 8 at Auburn (1/31/24)  
**Rebounds:** Notre Dame– 13 vs. St. Bonaventure (11/25/22); UNC– 13 vs. Wake Forest (3/13/25)  
**Assists:** 2 several times (latest: 3/14/25 vs. Duke)  
**Turnovers:** UNC– 4 at Pitt, 1/28/25  
**Blocks:** 3 six times (latest: UNC vs. Wake Forest, 3/13/25)  
**Steals:** Vanderbilt– 3 vs. Arkansas (3/13/24)

## 24 – JAE'LYN WITHERS (set at Louisville unless noted)

**Points:** UNC– 21 vs. Notre Dame (3/12/25)  
**Field Goals:** 9 at Notre Dame (2/9/22)  
**Three-Pointers:** UNC– 7 vs. Notre Dame (3/12/25)  
**Free Throws:** 7 vs. Georgia Tech (2/1/23), Auburn (11/26/24)  
**Offensive Rebounds:** 6 at UNC (2/20/21)  
**Rebounds:** 13 vs. Notre Dame (2/23/21), vs. Georgia Tech (2/1/23)  
**Assists:** UNC– 4 vs. American (11/15/24), Miami (3/1/25)  
**Turnovers:** 5 vs. Texas Tech (11/22/22)  
**Blocks:** UNC– 3 vs. UC Riverside (11/17/23), at Syracuse (2/15/25)  
**Steals:** 5 vs. Wright State (11/12/22)

## 30 – DANTE MAYO JR.

**Points:** 3 vs. American (11/15/24), San Diego State (3/18/25)  
**Three-Pointers:** 1 vs. American (11/15/24), San Diego State (3/18/25)



# 2024-25 POSTGAME NOTES



## EXHIBITION: UNC 84, MEMPHIS 76 10/15/24 IN MEMPHIS

<b>UNC</b>	<b>FG:</b> 46.9%	<b>3FG:</b> 33.0%	<b>FT:</b> 64.0%
<b>Memphis</b>	<b>FG:</b> 42.9%	<b>3FG:</b> 21.7%	<b>FT:</b> 60.7%
<b>UNC</b>	<b>Rebounds:</b> 9-31-40	<b>A/TO:</b> 21/21	
<b>Memphis</b>	<b>Rebounds:</b> 10-31-41	<b>A/TO:</b> 12/22	

- Played at FedExForum to raise money for St. Jude Children's Research Hospital.
- Carolina played without RJ Davis, who suffered a bruised back in a fall during the Blue-White scrimmage on October 12.
- Seth Trimble scored a game-high 33 points on 11 of 17 from the field. He made 3 for 5 from three-point range, 8 for 8 from the free throw line and had three assists and two steals.
- Elliot Cadeau had 11 points and 13 assists and Jalen Washington added 17 points and six rebounds.
- The Tigers led by three at halftime, but the Tar Heels began the second half on a 36-19 run.
- Carolina made six of its first eight three-point attempts in the second half.
- UNC had 21 assists and 21 turnovers.

## EXHIBITION: UNC 127, JOHNSON C. SMITH 63 10/27/24 IN CHAPEL HILL

<b>UNC</b>	<b>FG:</b> 62.5%	<b>3FG:</b> 36.8%	<b>FT:</b> 81.1%
<b>JCSU</b>	<b>FG:</b> 36.2%	<b>3FG:</b> 34.8%	<b>FT:</b> 55.6%
<b>UNC</b>	<b>Rebounds:</b> 13-41-54	<b>A/TO:</b> 20/7	
<b>JCSU</b>	<b>Rebounds:</b> 5-19-24	<b>A/TO:</b> 11/15	

- Seven Tar Heels scored in double figures.
- Carolina closed the first half on a 34-11 run after the Golden Bulls pulled within a bucket at 25-23 at the 8:53 mark. UNC led by 25 at the half and by as many as 67 in the final minute.
- Ian Jackson led the Tar Heels with 21 points, hitting 6 of 10 shots from the floor and 8 of 10 free throws. Ven-Allen Lubin added 18 points and 12 rebounds.
- Trimble and Davis each added 15 points, while Washington had 12 and seven rebounds and Cadeau posted 12 points and eight assists without a turnover.
- The Tar Heels shot better than 61% in each half and 62.5% for the game.
- UNC had 20 assists and only seven turnovers.

## GAME 1: UNC 90, ELON 76 11/4/24 IN CHAPEL HILL

<b>UNC</b>	<b>FG:</b> 40.0%	<b>3FG:</b> 40.6%	<b>FT:</b> 81.3%
<b>Elon</b>	<b>FG:</b> 42.6%	<b>3FG:</b> 44.8%	<b>FT:</b> 78.6%
<b>UNC</b>	<b>Rebounds:</b> 18-25-43	<b>A/TO:</b> 22/6	
<b>Elon</b>	<b>Rebounds:</b> 10-30-40	<b>A/TO:</b> 11/16	

- Carolina improved to 103-12 in season-opening games. The Tar Heels have won 20 consecutive season openers.
- UNC is 37-2 in home openers at the Dean E. Smith Center and 105-10 in home openers.
- Carolina committed six turnovers, fewest in a first game of the season since turnovers officially became a stat in the late 1970s. Previous low was seven in 2017-18 vs. Northern Iowa and 1997-98 vs. Middle Tennessee State.
- Carolina improved to 229-18 against non-con-


ference opponents in the Smith Center.

- UNC scored its most points in a season opener since scoring 95 vs. Tulane in 2016-17.
- UNC had 21 assists on 28 field goals. The Tar Heels improved to 11-0 under Hubert Davis when they total 20 or more assists.
- RJ Davis scored a game-high 24 points. It was his 36th 20-point game. He had at least 20 points and five assists for the 15th time in his career (UNC is 13-2).
- Cadeau's eight assists were the most by a Tar Heel in a season opener since Rashad McCants had eight against Old Dominion on 11/22/03.
- Cadeau scored 17 points and had eight assists. He was a career-high plus-28, besting his previous best (plus-27) vs. Syracuse on 1/13/24.
- Cadeau made a career-high three 3FGs. It was the third time he has made multiple three pointers as a Tar Heel.
- Washington made his first career start in his 58th game for the Tar Heels.
- Trimble scored a career-high 15 points, topping his previous career high of 12. He had tied his career high by halftime when he scored 12 points.
- Trimble tied his career-high with six field goals (vs. Charleston Southern last season).
- Jae'Lyn Withers made multiple three pointers for the first time as a Tar Heel and the first time since making four at Miami in 2022-23 while playing for Louisville.
- Withers posted his third double-double as a Tar Heel (vs. Louisville and Wagner last season).
- Elon went on a 14-0 scoring run to take a 71-69 lead. The 14-point run was the largest by an opponent since Wake Forest went on a 14-0 run on 2/7/23.
- Carolina answered Elon's 14-point run with its own 11-0 run to regain a nine-point lead.

## GAME 2: KANSAS 92, UNC 89 11/8/24 IN LAWRENCE, KAN.

<b>UNC</b>	<b>FG:</b> 42.9%	<b>3FG:</b> 30.4%	<b>FT:</b> 90.3%
<b>at Kansas</b>	<b>FG:</b> 48.7%	<b>3FG:</b> 28.6%	<b>FT:</b> 70.6%
<b>UNC</b>	<b>Rebounds:</b> 10-30-40	<b>A/TO:</b> 13/11	
<b>at Kansas</b>	<b>Rebounds:</b> 12-27-39	<b>A/TO:</b> 18/4	

- It was the second straight game KU has defeated the Tar Heels by three points (72-69 in the 2022 NCAA championship game).
- It was the second time UNC has played in Allen Fieldhouse and the first time since 12/17/1960. UNC is 1-1 in Allen Fieldhouse.
- The Tar Heels dropped to 14-21 against AP No. 1-ranked teams, including 6-8 on the road.
- Trimble led UNC with a career-high 19 points. It was the second straight game Trimble set a career scoring high and it was the first time in his career he led UNC in scoring.
- Carolina trailed by 20 points in the first half (KU led 49-29 and 51-31) but the Tar Heels rallied back to take a four-point lead at 87-83.
- It was the first time UNC took the lead in a game in which it trailed by at least 20 points since a two-point loss to Georgia Tech in the Smith Center on 1/16/2010.



**Jae'Lyn Withers hit three 3FGs in the second half in Carolina's 74-71 loss at Kansas, the Tar Heels' first visit to historic Allen Fieldhouse since 1960.**

- The Jayhawks scored 53 first-half points, most by an opponent in the first half in Hubert Davis' four seasons as head coach (previous highs were 50 by College of Charleston on 11/11/2022 and Brown on 11/12/2021).
- The 53 points were the most in the opening half since Kentucky scored 56 on 12/17/2016 in Las Vegas.
- Six Tar Heels scored in double figures, the first time UNC had six since a win over Charleston Southern on 12/29/2023.
- Trimble was 8 for 8 from free throw line. His previous high for made free throws was four vs. Florida State on 3/14/2024.
- Ian Jackson and Ven-Allen Lubin both scored 10 points, their first double-figure scoring games as Tar Heels.
- Withers led UNC in plus/minus (+9) and made three 3FGs, the most he has made as a Tar Heel. Withers has made five three in the first two games this season; he made four all of last season.
- Carolina made 28 of 31 free throws, a percentage of .903. That was the fifth-best free throw percentage in UNC history in a game it attempted 30 or more free throws. It was the highest ever in a road game.
- The Tar Heel shot 35.5% from the floor in the first half and 50.0% in the second.
- Kansas turned the ball over just four times, equaling the sixth-fewest by an opponent since turnovers officially became a stat in the late 1970s.
- Kansas shot 59.5% from the floor in the first half but the Tar Heels held KU to 38.5% in the second half when the Tar Heels out-scored the Jayhawks, 51-39.
- Kansas has won five in a row over the Tar Heels and leads the series, 7-6.



**RJ Davis scored a season-high 30 points in the comeback win over Dayton in Maui. It was Carolina's largest second-half comeback ever and was Davis' sixth career 30-point performance.**

**GAME 3: UNC 107, AMERICAN 55  
11/15/24 IN CHAPEL HILL**

<b>UNC</b>	<b>FG:</b> 59.0%	<b>3FG:</b> 31.8%	<b>FT:</b> 82.4%
<b>American</b>	<b>FG:</b> 31.1%	<b>3FG:</b> 22.6%	<b>FT:</b> 90.9%
<b>UNC</b>	<b>Rebounds:</b> 10-36-46	<b>A/TO:</b> 16/9	
<b>American</b>	<b>Rebounds:</b> 7-16-23	<b>A/TO:</b> 6/13	

- UNC scored 107 points, its most in four seasons under Hubert Davis and the most since scoring 113 against NC State on 2/5/19.
- Carolina's 52-point margin of victory was its largest margin of victory since defeating UNC Asheville by 68, 116-48, on 11/30/08.
- American led 18-13. UNC out-scored the Eagles, 94-37, over the final 32-plus minutes. UNC scored 64 points in the second half, its most in a half since 65 in the second at Florida State on 1/4/16.
- UNC held American to 14.7% shooting in the second half, the lowest field goal percentage in a half by an opponent under Hubert Davis and the lowest in a half by an opponent since at least the 1997-98 season.
- The Eagles shot 51.9% from the floor in the first half. It was the first time an opponent shot 50% in the first half and below 20% in the second since Elon on 11/9/2018.
- Washington scored a career-high 18 points, topping his previous high of 17 against Charleston Southern on 12/29/23.
- Cadeau shared scoring honors with 18 points, the third consecutive game he has scored in double figures. It was the first time Cadeau has scored in double figures in three straight games.
- Cadeau tied his career high with four steals (four at Miami on 2/10/24).
- Trimble scored 13 points, marking the first time he has scored in double figures in three straight games. He also tied his career high with six rebounds.
- Withers had a career-high four assists.
- Tyson made his first three-pointers of the season (made three) and scored in double figures (11) for the first time as a Tar Heel.
- Powell had a season-high 11 rebounds and blocked three shots.

- UNC did not make a three-pointer in the first half (0 for 6) and was 0 for 10 until Tyson made one with 12:43 left in the game. Carolina made seven of its last 12 three point attempts.

**GAME 4: UNC 87, HAWAII' 69  
11/22/24 IN HONOLULU**

<b>UNC</b>	<b>FG:</b> 51.9%	<b>3FG:</b> 33.3%	<b>FT:</b> 76.5%
<b>at Hawai'i</b>	<b>FG:</b> 38.6%	<b>3FG:</b> 34.8%	<b>FT:</b> 70.8%
<b>UNC</b>	<b>Rebounds:</b> 5-22-27	<b>A/TO:</b> 16/5	
<b>at Hawai'i</b>	<b>Rebounds:</b> 15-25-40	<b>A/TO:</b> 11/13	

- Davis (18) led UNC in scoring for the 47th time and passed Sam Perkins for fourth in UNC career scoring with Davis 2,159 points. Perkins scored 2,145 from 1980-84.
- Cadeau (17), Trimble (13) and Davis all scored in double figures for the fourth time in as many games. It was the first time Cadeau and Trimble scored in double figures four straight games as Tar Heels.
- Carolina shot 57.7% from the floor in the second half and 51.9% for the game.
- It was the third straight game UNC attempted at least 30 free throws (31 at Kansas, 34 vs. American and 34 at Hawai'i).
- Jackson was 6 for 6 from the line and scored a season-high 11 points.
- UNC was out-rebounded for the first time this season (27-40). Hawai'i scored 14 second-chance points.
- Carolina out-scored Hawai'i, 19-1, on fastbreak points. UNC outscored its last two opponents, 42-1, in fastbreak points.
- Carolina committed five turnovers. It was the third time in four games UNC committed fewer than 10.
- UNC improved to 6-0 against Hawai'i and 17-2 in Honolulu, including 3-0 in the Stan Sheriff Center.

**GAME 5: UNC 92, DAYTON 90  
11/25/24 IN MAUI QUARTERFINAL**

<b>UNC</b>	<b>FG:</b> 51.9%	<b>3FG:</b> 39.1%	<b>FT:</b> 79.4%
<b>vs. Dayton</b>	<b>FG:</b> 43.2%	<b>3FG:</b> 43.8%	<b>FT:</b> 80.0%
<b>UNC</b>	<b>Rebounds:</b> 8-29-37	<b>A/TO:</b> 11/15	
<b>vs. Dayton</b>	<b>Rebounds:</b> 13-22-35	<b>A/TO:</b> 19/10	

- Carolina trailed by 21 points with 17:36 to play before out-scoring the Flyers, 57-34, the rest of the game.
- The 21-point comeback tied the second largest in UNC history and equaled the largest second-half comeback in UNC history.
- It was the largest comeback since trailing Florida State by 21 (in the second half) on 1/27/1993.
- The largest comeback in UNC history was 22 points against Wake Forest on 2/8/1992 (trailed by 22 in the first half).
- It was the first time UNC won after trailing by 20 or more since 2/15/2006, when Georgia Tech led, 50-30, but UNC rallied for an 82-75 win.
- Dayton led by 18 at halftime (51-33). It was UNC's largest halftime deficit since Wake Forest led by 22 on 2/7/2023.
- It was the first time UNC rallied from double-figure deficit at halftime to win since trailing Florida State, 41-29, in a 78-70 win on 2/27/2021.
- The Tar Heels scored 59 second-half points, the second time in three games UNC scored at least 59 in the second half (64 vs. American).

- Davis led Carolina with 30 points, his sixth career 30-point game. UNC improved to 5-1 when Davis scores 30 or more.
- Trimble scored a career-high 27 (previous was 19) and grabbed a career-best 10 rebounds (previous was six) for his first career double-double.
- Trimble's double-double was the first by a Tar Heel guard in points and rebounds since Davis had 16 and 10 vs. Virginia in 2023.
- Trimble's 27/10 double-double was the first by a guard with at least 25 points since Cole Anthony had 34 and 10 against Notre Dame on 11/6/2019.
- Davis made 10 of 11 free throws, the third time in his career he made 10 or more FTs.
- Davis made a season-high four three-pointers, his 29th career game with four or more 3FGs.
- Carolina shot 59.4% from the floor in the second half, the fourth straight game UNC shot 50% or better in the second half.
- Carolina shot 51.9% from the floor for the game. It was the 33rd straight game UNC won when it shot 50% from the floor.
- Carolina made 14 of its final 18 field goal attempts over the last 12:24.
- The Tar Heels came into the game No. 1 in the nation in turnover percentage and turnovers per game (7.8), then committed 12 in the first half. That led to 19 Dayton points. In the second half, UNC committed only three turnovers the Flyers turned into two points.
- Cadeau had committed a total of seven turnovers in the first four games. He had six in the first half but none in the second.
- Dayton scored 24 points in the paint in the first half and eight in the second.
- Dayton scored 11 fastbreak points in the first half (American and Hawai'i combined for one) and only two in the second half.
- Carolina improved to 9-0 in quarterfinal round games in the Maui Invitational.
- Carolina and Dayton are 2-2 all-time.

**GAME 6: AUBURN 87, UNC 72  
11/26/24 IN MAUI SEMIFINAL**

<b>UNC</b>	<b>FG:</b> 43.3%	<b>3FG:</b> 37.5%	<b>FT:</b> 63.2%
<b>vs. Auburn</b>	<b>FG:</b> 43.2%	<b>3FG:</b> 36.7%	<b>FT:</b> 82.4%
<b>UNC</b>	<b>Rebounds:</b> 7-29-36	<b>A/TO:</b> 7/10	
<b>vs. Auburn</b>	<b>Rebounds:</b> 11-31-42	<b>A/TO:</b> 15/8	

- Auburn's Johni Broome scored 23 points with 19 rebounds, five assists and three blocks.
- Broome's 19 rebounds were the most against a Hubert Davis team.
- Trimble tied his career high with three 3FGs and led UNC with 17 points.
- The Tigers out-rebounded the Tar Heels, 42-36, scored 15 points off turnovers and made 11 three-pointers.
- Auburn's defense blocked seven shots, made seven steals, held the Tar Heels to 16 three-point attempts and allowed just 19 free throw attempts, more than 10 below UNC's season average entering the game.
- Carolina converted 12 of 19 from the free throw line, a season-low 63.2%.
- It was the first this season Carolina did not lead in a game.

**GAME 7: MICHIGAN STATE 94, UNC 91 (OT)**  
**11/27/24, MAUI THIRD PLACE GAME**

<b>UNC</b>	<b>FG:</b> 50.0%	<b>3FG:</b> 47.8%	<b>FT:</b> 76.2%
<b>vs. MSU</b>	<b>FG:</b> 54.1%	<b>3FG:</b> 25.0%	<b>FT:</b> 77.4%
<b>UNC</b>	<b>Rebounds:</b> 5-24-29	<b>A/TO:</b> 17/11	
<b>vs. MSU</b>	<b>Rebounds:</b> 8-29-37	<b>A/TO:</b> 16/12	

- Carolina trailed by as many as 14 in the first half and nine at halftime but Trimble hit a three-pointer with 4.3 seconds left to tie the game at 80 and send it to overtime.
- It was the third straight game UNC trailed at the half and third consecutive game the Tar Heels trailed by double figures at some point in the game.
- In OT, the Tar Heels made two of eight from the floor, while the Spartans were three for four from the floor and made six of eight free throws.
- Carolina missed its first nine shots from the floor to begin the game but still shot 50% from the floor.
- It was the first time the Tar Heels shot 50% or better from the floor since losing to Virginia on 2/15/2020. Carolina had won the previous 33 times it shot 50%.
- UNC shot 51.9% in the first half and 55.2% in the second. It was the first time the Tar Heels lost when shooting 50% in both halves in regulation since a 2018 loss to Miami.
- The Spartans shot 54.1% from the floor, made eight more free throws, were plus eight in second chance points and scored 50 points in the paint.
- UNC scored 30 points in paint, its fewest in the first seven games.
- It was the second time in the first seven games an opponent scored 50 paint points (Kansas), something only two teams accomplished in the previous two seasons.
- The Spartans outrebounded UNC, 37-29, and converted eight offensive boards into 11 points. The Tar Heels managed five offensive rebounds for three points.
- It was the first time since December 2023 the Tar Heels were outrebounded in consecutive games (UConn, Kentucky and Oklahoma).
- UNC dropped to 68-63 in overtime games.
- Powell made a season-high four three-pointers and led UNC with a season-high 18 points. He was the first freshman to lead Carolina in scoring since Caleb Love vs. Florida State in the 2021 ACC Tournament.
- Powell was the first non-starter to lead UNC in scoring since D'Marco Dunn at Louisville in 2023.
- Jackson scored a season-high 14 points. It was the first time Jackson and Powell scored in double figures in the same game. They combined for 20 of UNC's 34 first-half points.
- Trimble made a career-high four steals.
- Carolina is 13-5 all-time vs. the Spartans. The 94 points were the most scored by MSU in the 18 games.
- Carolina went 1-2 to finish third in the Maui Invitational. It was the first time in nine appearances the Tar Heels lost multiple games in Maui.
- Trimble was named to the all-tournament team.

**GAME 8: ALABAMA 94, UNC 79**  
**12/4/24 IN CHAPEL HILL**

<b>UNC</b>	<b>FG:</b> 41.0%	<b>3FG:</b> 17.9%	<b>FT:</b> 62.5%
<b>Alabama</b>	<b>FG:</b> 49.3%	<b>3FG:</b> 36.4%	<b>FT:</b> 92.3%
<b>UNC</b>	<b>Rebounds:</b> 15-27-42	<b>A/TO:</b> 12/13	
<b>Alabama</b>	<b>Rebounds:</b> 8-32-40	<b>A/TO:</b> 18/14	

- The loss broke Carolina's streak of 19 straight wins in the Smith Center against non-ACC opponents.
- UNC dropped to 4-4, its fewest wins through eight games since beginning the 2001-02 season 3-5.
- Carolina played three top-10 opponents in its first eight games for only the fourth time ever and first time since 1967-68.
- The 15-point loss was Carolina's largest since losing, 87-67, to Duke on 2/5/22.
- Carolina allowed the most points in the Smith Center since Duke scored 98 on 2/8/20.
- UNC dropped to 8-7 against Alabama, and played the Crimson Tide in the Smith Center for the first time since 12/15/90.
- Alabama was the fourth-straight opponent to score 40 first-half points, the first time UNC has allowed that since 2004-05.
- Carolina lost three straight games for the first time since February 2023.
- Carolina trailed by at least 14 points and trailed at halftime in each of the last four games.
- Carolina shot 17.9% from three (5 for 28), its lowest three-point percentage since shooting 8.7% against Notre Dame on 2/22/23.
- UNC made 10 free throws, fewest to date this season, and shot a season-low 62.5% from the line.
- Carolina outrebounded the Crimson Tide, 42-40. It was the first time a team out-rebounded Alabama this season.
- The Tar Heels had only 12 assists on 32 field goals.
- Jackson made three 3FGs and scored a season high 23 points, the second straight game he had a season high. His 23 points were the most by a Tar Heel freshman since Caleb Love scored 25 vs. Duke on 2/6/21.
- Jackson was UNC's first freshman non-starter to score more than 20 points since Day'Ron Sharpe had 21 vs. Louisville on 2/20/21.
- Jackson was the first freshman to score at least 20 points since Walker Kessler had 20 against Florida State on 2/27/21.
- Ty Claude had six points and five rebounds in 10+ minutes but had to leave the game after getting hit in the eye.
- Carolina's top three scorers entering the game (Davis, Trimble and Cadeau) were a combined 11 for 41 from the floor (2 of 17 3FG).

**GAME 9: UNC 68, GEORGIA TECH 65**  
**12/7/24 IN CHAPEL HILL**

<b>UNC</b>	<b>FG:</b> 39.0%	<b>3FG:</b> 20.8%	<b>FT:</b> 81.0%
<b>Ga Tech</b>	<b>FG:</b> 31.3%	<b>3FG:</b> 29.6%	<b>FT:</b> 70.8%
<b>UNC</b>	<b>Rebounds:</b> 13-35-48	<b>A/TO:</b> 10/18	
<b>Ga Tech</b>	<b>Rebounds:</b> 11-26-37	<b>A/TO:</b> 8/14	

- Carolina improved to 58-14 in ACC openers and 64-8 in home ACC openers.
- The Tar Heels improved to 73-28 all-time vs. Georgia Tech, including 33-6 in Chapel Hill.
- UNC committed 18 turnovers, the most turnovers by the Tar Heels since they made 18 in a four-overtime loss vs. Alabama on 11/27/22.



**Cade Tyson made five threes and scored a season-high 23 points in the win over La Salle.**

- Carolina grabbed a season-high 48 rebounds.
- Carolina shot 21.8% from three (5 of 24), its lowest percentage in a victory since shooting 8.7% against Notre Dame on 2/22/23.
- Carolina shot less than 21% from three-point range in consecutive games for the first time since 2016.
- UNC held Georgia Tech to 31.3% from the floor, the second-lowest percentage by an opponent this season (American shot 31.1%).
- Trimble led UNC with 19 points, tied his career high with four steals and led UNC with three offensive rebounds, which tied his career high.
- Jackson scored in double figures (15) for the third consecutive game, the first time a Tar Heel freshman has scored in double figures in three straight games since Caleb Love did so in four straight games in 2021.
- Cadeau committed seven turnovers, the most by a Tar Heel since Love had seven against Louisville on 2/21/22. However, Cadeau hit the biggest shot of the game, a three-pointer with 2:26 to play that gave Carolina a 62-57 lead.
- The game featured 12 ties and nine lead changes, season highs to date in both categories.
- Carolina trailed by as many as eight points in the first half but took the lead on a 13-0 run.

**GAME 10: UNC 93, LA SALLE 67**  
**12/14/24 IN CHAPEL HILL**

<b>UNC</b>	<b>FG:</b> 53.7%	<b>3FG:</b> 32.3%	<b>FT:</b> 47.8%
<b>La Salle</b>	<b>FG:</b> 35.6%	<b>3FG:</b> 34.5%	<b>FT:</b> 45.5%
<b>UNC</b>	<b>Rebounds:</b> 12-35-47	<b>A/TO:</b> 22/11	
<b>La Salle</b>	<b>Rebounds:</b> 14-22-36	<b>A/TO:</b> 15/12	

- Carolina shot at least 50% from the floor in both halves for the third time this season.
- Carolina shot 53.7% from the floor, including 72.2% from two-point range (26 for 36).
- Carolina's bench scored a season-high 49 points, outscoring the starters (49-44) on a non-senior night for the first time since a loss to Marquette on 2/24/2021.
- UNC shot 47.8% (11 for 23) from the free throw line, the lowest percentage since Carolina shot 38.9% vs. Louisville on 2/20/2021.
- Carolina out-scored the Explorers, 50-20, in the paint. It was the third time this season UNC scored 50 or more paint points (56 vs. American

and 50 vs. Alabama).

- UNC went on a 16-0 run in the first half, its largest run of the season and led by 17 at the half, its largest halftime lead this season.
- La Salle led, 8-2, before Carolina went on a 20-2 run.
- Tyson led the Tar Heels with a season-high 23 points, becoming the seventh Tar Heel to lead the team in scoring this season.
- Tyson made five three-pointers, the eighth time he made five or more threes in his career. He had made four 3FGs in his first nine games as a Tar Heel.
- It was Tyson's first 20-point game as a Tar Heel and the 12th in his career.
- UNC is 3-1 all-time against La Salle, including 2-0 in Chapel Hill.

**GAME 11: FLORIDA 90, UNC 84  
12/17/24 IN CHARLOTTE (JUMPMAN INVITATIONAL)**

<b>UNC</b>	<b>FG:</b> 45.8%	<b>3FG:</b> 17.9%	<b>FT:</b> 68.4%
<b>Florida</b>	<b>FG:</b> 46.2%	<b>3FG:</b> 34.4%	<b>FT:</b> 70.4%
<b>UNC</b>	<b>Rebounds:</b> 13-23-36	<b>A/TO:</b> 10/10	
<b>Florida</b>	<b>Rebounds:</b> 16-30-46	<b>A/TO:</b> 14/17	

- Carolina overcame a 17-point deficit with the aid of a 15-0 run and eventually took a four-point lead with 4:00 to play before losing to Florida, 90-84, in the Jumpman Invitational.
- The Tar Heels fell to 2-1 in the Jumpman Invitational and 4-3 all-time vs. the Gators.
- Florida was UNC's fourth top-10 opponent of the season. It marked the second time ever the Tar Heels faced four top-10 opponents before New Year's Day (also in 1967-68 season).
- Carolina dropped to 168-28 all-time in Charlotte, including 18-3 in the Spectrum Center.
- It was the third time this season UNC lost a game in which it took the lead after trailing by double digits (Kansas, Michigan State and Florida).
- Carolina trailed, 16-6, 5:35 into the game, by as many as 17 points three times in the first half and 46-34 at the break.
- The Tar Heels ended the first half on a 4-0 run and scored the first 11 points of the second half to pull within 46-45 just 2:25 into the half.



**Ian Jackson scored 24 points in the win over UCLA, the second-most ever by a Tar Heel freshman in New York's Madison Square Garden.**



**RJ Davis scored 29 in Carolina's 90-84 loss to Florida and passed Phil Ford to become the all-time leading scorer by a Tar Heel guard.**

- Carolina took its first lead of the second half at 70-68 on Trimble's three-point play.
- UNC led 81-77 with 4:02 to play, but the Gators out-scored the Tar Heels, 13-3, to end the game.
- Florida grabbed four of its 16 offensive rebounds in the final 4:00. Those four offensive boards led to eight points.
- The Gators out-scored UNC, 23-14, in second-chance points. The 23 points were the most by an opponent this season to date.
- It was the first time an opponent scored 20 or more second-chance points since Iowa (21) on 12/8/2020.
- Carolina converted 17 UF turnovers, the most by an opponent this season, into 24 points, also season-high for UNC.
- For the fourth consecutive game the Tar Heels shot below 21% from three-point range. Carolina missed its first 11 attempts from three vs. the Gators and finished 5 for 28 (17.9%). Florida made six of its first 12 threes and finished 11 for 32, outscoring UNC by 18 from beyond the arc.
- It was the second time the Tar Heels missed at least 10 three-point attempts to begin a game.
- Carolina shot 29.7% from the floor in the first half, its lowest shooting percentage in a half this season, and 62.9% in the second half, which tied the highest shooting percentage in a half this season (also shot 62.9% in the second against American).
- UNC lost when shooting at least 60% in a half for the first time since shooting 64.3% in the second half at Clemson on 1/30/2018. Since then, UNC had shot at least 60% in a half in 24 games and won each time.
- UNC shot under 30% in one half and 60% or better in the other half for the first time since the loss at Clemson on 1/30/2018.
- UNC was outrebounded by 10 (46-36), the second time this season Carolina was outrebounded by 10 or more (Hawai'i outrebounded UNC, 40-27).
- Davis surpassed Phil Ford for third in UNC career scoring and broke the UNC record for most points by a guard. Davis scored a game-high 29 to increase his career total to 2,293 points. Ford scored 2,290 points in four seasons from

1974-1978.

- Davis' 29 points were the most by a Tar Heel in Charlotte since Tyler Zeller scored 32 points against Long Island in the first round of the 2011 NCAA Tournament.
- Carolina's top two rebounders were guards – Davis (8) and Trimble (7).

**GAME 12: UNC 76, UCLA 74  
12/21/24 IN NEW YORK (CBS SPORTS CLASSIC)**

• Carolina beat a ranked opponent for the first

<b>UNC</b>	<b>FG:</b> 46.8%	<b>3FG:</b> 34.8%	<b>FT:</b> 68.6%
<b>UCLA</b>	<b>FG:</b> 49.1%	<b>3FG:</b> 50.0%	<b>FT:</b> 59.1%
<b>UNC</b>	<b>Rebounds:</b> 9-25-34	<b>A/TO:</b> 11/18	
<b>UCLA</b>	<b>Rebounds:</b> 7-21-28	<b>A/TO:</b> 17/15	

time in five tries this season, rallying from 16 points down with 12:35 to play in the game.

- Davis hit the tying and game-winning free throws with 13.6 seconds to play.
- It was the first time UNC trailed by double figures with less than 10:00 to play and won (50-61 with 9:49 to play) since beating Ohio State in overtime in Madison Square Garden in the CBS Sports Classic on 12/17/2022.
- Jackson, playing in the Garden for the first time ever, led the Tar Heels with 24 points.
- Jackson's 24 points were the second most by a UNC freshman in Madison Square Garden. Rashad McCants scored 25 vs. Kansas on 11/27/2002. McCants (also 21 vs. St. John's on 12/28/2002) and Brandon Wright (21 vs. Gonzaga on 11/22/2006) are the only other Tar Heel freshmen to score 20 or more in the Garden.
- Jackson's 24 points were the most by a UNC freshman since Caleb Love scored 25 vs. Duke 2/6/2021.
- Carolina trailed by double figures in the first half for the seventh time in 12 games this season. UCLA led 40-32 at the half. UCLA's largest lead was 16. This was the first time since 2011 the Tar Heels rallied for two wins when trailing by at least 15 points.
- Between 2011 and this season, UNC had overcome two other 15-point deficits: 15 at Florida State on 2/17/2014 and 15 vs. Tennessee on 12/11/2016.
- Carolina went 24 for 35 from the free throw line. UNC improved to 4-1 this season when it made 20 or more free throws.
- Carolina committed 18 turnovers the Bruins converted into 24 points. UCLA came into the game No. 1 in the nation in forcing turnovers.
- The Bruins' 24 points off turnovers were the most by an opponent this season to date.
- Carolina shot 37.5% from the floor in the first half and 56.5% in the second.
- Carolina led for 50 seconds, the least amount of time it led in a win this season (previous was 8:04 vs. Dayton).
- Carolina improved to 7-4 in the CBS Sports Classic, including 3-0 vs. UCLA.
- Carolina improved to 45-26 in New York, including 31-12 in the current Madison Square Garden.
- Carolina is 12-3 all-time against UCLA.
- The Tar Heels have defeated the Bruins seven consecutive times and 11 of the last 12.
- It was the first time in the 12 wins over UCLA that Carolina won a one-possession game. The previous closest margin in a UNC win over UCLA was seven points three times, including the 2022 NCAA Sweet 16 win in Philadelphia, the most recent time the teams faced one another.

**GAME 13: UNC 97, CAMPBELL 81**  
12/29/24 IN CHAPEL HILL

<b>UNC</b>	<b>FG:</b> 57.1%	<b>3FG:</b> 35.7%	<b>FT:</b> 75.0%
<b>Campbell</b>	<b>FG:</b> 44.4%	<b>3FG:</b> 40.0%	<b>FT:</b> 75.0%
<b>UNC</b>	<b>Rebounds:</b> 8-29-37	<b>A/TO:</b> 20/7	
<b>Campbell</b>	<b>Rebounds:</b> 9-16-25	<b>A/TO:</b> 15/7	

- It was the first time UNC and Campbell played in men's basketball.
- Carolina improved to 180-18 against in-state, non-ACC teams and has won 50 in a row.
- Davis set the UNC record for career three-point field goals with 303. He came into the game with 298, one behind Marcus Paige (299). Davis made two in the first four minutes to break the record and became the first Tar Heel with at least 300 career three-pointers.
- It was the first time this season Davis made three 3FGs in the first half.
- Davis made a season-high five threes (previous was four vs. Dayton). It was the 30th time in his career he made four or more and ninth time he made five or more.
- Davis (2,333 career points) passed Jeff Lamp (Virginia) and Mike Gminski (Duke) for 10th place in ACC career scoring.
- Carolina played without Trimble, who suffered an upper body injury in practice.
- Jackson made his first college start and scored a season-high 26 points. He is the first UNC freshman to score 20 in consecutive games (24 vs. UCLA) since Cole Anthony had 25 at Syracuse and 28 vs. Wake Forest in 2019-20.
- Jackson became the 10th Tar Heel freshman to score 24 or more points in consecutive games and the first since Anthony in 2019-20. The others include Coby White, Harrison Barnes, Tyler Hansbrough, Rashad McCants, Antawn Jamison, J.R. Reid, Phil Ford and Al Lifson.
- Cadeau had his first career double-double with 12 points and a career-high 12 assists. The 12 assists were the most by a Tar Heel since RJ Davis had 12 vs. Marquette in the 2022 NCAA Tournament.
- Jackson and Powell started, the first time multiple freshmen started since the 2021 NCAA Tournament vs. Wisconsin (Caleb Love and Kerwin Walton).
- Carolina shot 62.5% from the floor in the second half. It was the fourth consecutive game the Tar Heel shot at least 56.5% from the floor in the second half.
- Campbell shot 60.7% in the second half. It was the first time since 2018 at NC State that both teams shot 60% in the second half.
- Carolina made 12 of 14 two-point FGs in the first half (85.7%) and 4 of 17 3FGs (23.5%).
- The Camels shot 31.4% from the floor in the first half, the lowest percentage by an opponent in a first half this season.
- Colby Duggan led the Camels with 32 points. He is the 17th different opponent to score 32 or more in the Smith Center. His 32 points tied the fifth-most by a player on a mid-major team. They were the most in the Smith Center by a mid-major since Davidson's Brian Sullivan scored 33 in overtime on 12/21/2013.

**GAME 14: LOUISVILLE 83, UNC 70**  
1/1/25 IN LOUISVILLE, KY.

<b>UNC</b>	<b>FG:</b> 40.0%	<b>3FG:</b> 25.0%	<b>FT:</b> 78.3%
<b>Louisville</b>	<b>FG:</b> 44.8%	<b>3FG:</b> 23.1%	<b>FT:</b> 64.1%
<b>UNC</b>	<b>Rebounds:</b> 7-30-37	<b>A/TO:</b> 11/11	
<b>Louisville</b>	<b>Rebounds:</b> 10-33-43	<b>A/TO:</b> 14/7	

- Louisville beat UNC for the first time in six games.
- The teams were whistled for 50 personal fouls, two technicals and shot 62 free throws.
- The Tar Heels made a season-low four three-pointers.
- Louisville shot 23.1% from three (6 of 26) and 64.1% from the free throw line (25 of 39). It was just the third time ever UNC lost when an opponent shot under 25% from three and 65% from the line (2014 at Wake Forest and 2001 ACC championship game vs. Duke).
- Louisville led by as many as 11 in the second half, the eighth time this year UNC trailed by double digits.
- The Cards led 51-40, but Carolina pulled even at 61 and trailed, 70-69, with 5:09 to play.
- Louisville ended the game on a 13-1 run.
- Jackson led UNC with 23 points. He became the first Tar Heel freshman to lead in scoring three straight games since Cole Anthony (2019-20) and just the third to score 23 or more points in three consecutive games (Al Lifson in 1951-52 and Phil Ford in 1974-75).
- Powell scored 14 points, the first time he scored in double figures in consecutive games.
- Louisville's Chucky Hepburn was 16 for 20 from the free throw line en route to a game-high 26 points. The 16 free throws were the third most by an opponent in the last 50 years.

**GAME 15: UNC 74, NOTRE DAME 73**  
1/4/25 IN NOTRE DAME, IND.

<b>UNC</b>	<b>FG:</b> 52.9%	<b>3FG:</b> 28.6%	<b>FT:</b> 77.8%
<b>ND</b>	<b>FG:</b> 43.9%	<b>3FG:</b> 30.4%	<b>FT:</b> 76.2%
<b>UNC</b>	<b>Rebounds:</b> 5-25-30	<b>A/TO:</b> 14/13	
<b>ND</b>	<b>Rebounds:</b> 12-20-32	<b>A/TO:</b> 7/13	

- Cadeau hit a game-tying three-pointer from the right wing with 4.8 seconds to play and made the ensuing free throw for a four-point play to give Carolina a 74-73 win.
- For the second time in four games (UCLA), Cadeau defended a last-second shot in the lane that preserved a Tar Heel victory.
- Cadeau's game-winning four-point play was the 17th lead change, the most in any UNC game this season. The previous high was 10 in the win over Dayton.
- It was the first time a Tar Heel made a four-point play since Kerwin Walton vs. Northeastern on 2/17/2021.
- It was Cadeau's second three of the game, the first time he made multiple 3FGs since Michigan State on November 27.
- It was the first time UNC won by a point since it beat Notre Dame, 66-65, in Chapel Hill on 1/2/2021.
- It was the first time UNC hit a go-ahead, game-winning free throw with less than 10 seconds to play since Joel Berry II hit two for the tie and the lead in a 69-68 win at Notre Dame on 1/13/2018.
- Jackson led all scorers with 27 points, the fourth straight game he has led UNC in scoring (first freshman to lead four times in a row since



**Elliot Cadeau's three-pointer and subsequent free throw for a four-point play gave Carolina a 74-73 win at Notre Dame.**

- Cole Anthony in 2019-20).
- Jackson is the first Tar Heel freshman ever to score 23 or more points in four straight games.
- Jackson is the first freshman to score at least 20 in four games in a row since Tyler Hansbrough in 2005-06.
- Jackson was 11 for 18 from the floor. The 11 field goals were the most by a UNC freshman since Cole Anthony made 12 vs. Notre Dame on 11/6/2019.
- Davis (2,353 points) passed former teammate Armando Bacot (2,347) for second in UNC career scoring and ninth in ACC scoring.
- It was the first time Davis did not score in double figures or make a three this season (he scored eight points). He had a season-best seven assists.
- Washington blocked a career-high five shots.
- The Tar Heels shot 52.9% from the floor and improved to 6-1 this season and 29-1 under Hubert Davis when they shoot 50% for the game.
- It was the sixth consecutive game UNC shot 50% or better in the second half.
- It was just the second time all season and first time since the season opener vs. Elon the Tar Heels scored more points in the first half (39) than they did in the second (35).
- Notre Dame went on a 12-0 run in the second half to take a 48-47 lead. It was the third time this season an opponent went on a run of 10 or more points in a Tar Heel victory (14 by Elon and 11 by Dayton).
- The Irish made 10 of their first 17 field goal attempts in the second half (58.8%) to take their largest lead of the game at 63-59 with 6:27 to play. From there, UNC held the Irish to two field goals in their last eight attempts over the final five and a half minutes.
- Carolina improved to 31-9 all-time against the Irish, including 7-4 at Notre Dame.
- Carolina has beaten the Irish four straight and in 13 of the last 15 games.



**Drake Powell tied his season-high with four three-pointers and scored an ACC-best 17 points in the win over SMU.**

**GAME 16: UNC 82, SMU 67  
1/7/25 IN CHAPEL HILL**

<b>UNC</b>	<b>FG:</b> 47.4%	<b>3FG:</b> 50.0%	<b>FT:</b> 70.8%
<b>SMU</b>	<b>FG:</b> 33.3%	<b>3FG:</b> 22.2%	<b>FT:</b> 81.0%
<b>UNC</b>	<b>Rebounds:</b> 7-32-39		<b>A/TO:</b> 17/14
<b>SMU</b>	<b>Rebounds:</b> 15-26-41		<b>A/TO:</b> 7/11

- Carolina and SMU played an ACC game for the first time.
- The Tar Heels improved to 3-1 all-time vs. the Mustangs, including 2-0 in the Smith Center. It was the first meeting between the teams since 12/12/1987.
- It was Carolina's 22nd straight win when holding opponents below 70 points.
- Carolina did not trail for the second time this season (Hawai'i) and led for 39:13, the most in any game this season.
- UNC improved to 8-0 this season when leading at the half.
- Carolina shot 53.8% in the second half, the seventh consecutive game the Tar Heels shot 50% or better in the second half.
- UNC held SMU to 33.3% from the floor, a season low for the Mustangs (previous low was 34.3% vs. Duke).
- SMU shot 25% from the floor in the first half, its lowest percentage in any half this season (30.6% in first half vs. Washington State).
- It was the lowest percentage in the first half by a Tar Heel opponent this season (previous 31.4% by Campbell) and the second-lowest percentage in any half.
- UNC held SMU to 24 points in the first half, the fewest in the first half by an opponent this season (previous low was 25 by La Salle).
- Carolina made 11 threes, most since it made 11 vs. Michigan State in Maui.
- The Tar Heels shot a season-high 50% from three (11 of 22), the first time they shot 50% on 20 or more attempts since making 11 of 22 at Portland on 11/24/2022.
- Carolina made seven threes in the first half, one off its season high for threes in a half (eight in the first half vs. Elon).
- Davis scored a game-high 26 points before leaving the game with a bloody nose. It was his

40th career 20-point game and the 18th time he has scored 25 or more.

- Powell scored 17 points, one off his season high of 18 against Michigan State. Powell made three 3FGs in the first half and four for the game.
- Powell's 14 first-half points were his most in a half this season (10 against Michigan State in the first half and Louisville in the second half).
- Jackson scored 18 points and made three 3FGs, the fifth straight game he made multiple threes.
- Washington had a career-high three assists (none in the previous 11 games) and blocked four shots. He blocked nine in the last two games, the most blocks in consecutive games since Bacot had nine against Boston College and NC State in 2021-22.
- Trimble played 26 minutes and had three assists after missing the previous three games due to an upper-body injury.

**GAME 17: UNC 63, NC STATE 61  
1/11/25 IN RALEIGH**

<b>UNC</b>	<b>FG:</b> 43.3%	<b>3FG:</b> 36.8%	<b>FT:</b> 50.0%
<b>NCSU</b>	<b>FG:</b> 36.9%	<b>3FG:</b> 15.8%	<b>FT:</b> 83.3%
<b>UNC</b>	<b>Rebounds:</b> 13-27-40		<b>A/TO:</b> 17/12
<b>NCSU</b>	<b>Rebounds:</b> 16-22-38		<b>A/TO:</b> 7/9

- The Tar Heels improved to 20-6 vs. NC State in the Lenovo Center and 70-48 vs. NC State in Raleigh.
- Carolina has not lost consecutive games against the Pack since 2003.
- The Tar Heels won for the 23rd straight time when allowing fewer than 70 points.
- Washington scored the game-winning basket, blocked a last-second shot to preserve the win, grabbed a career-high 12 rebounds and posted his first career-double with 11 points and 12 rebounds (and a game-high three blocks).
- Washington blocked 12 shots in the last three games, the most by a Tar Heel in three games since Brice Johnson had 13 against Florida Gulf Coast, Providence and Indiana in the 2016 NCAA Tournament.
- Washington had six offensive rebounds (two more than his previous high), the most by a Tar Heel this season.
- Washington's go-ahead and winning dunk with 25 seconds to play came off Cadeau's 11th assist.
- It was UNC's first game-winning field goal with under 30 seconds to play since Pete Nance scored with 17.7 seconds remaining to beat Syracuse, 1/24/2023.
- Washington's 12 rebounds were the most by a Tar Heel this season.
- Cadeau was the first Tar Heel to have multiple games with at least 10 assists in the same season since Theo Pinson in 2017-18.
- Cadeau's 11 assists were the most by a Tar Heel vs. NC State since Kendall Marshall had 13 on 2/11/2012.
- Jackson led all scorers with 21 points, 16 of which came in the second half. He scored 31 points in the second halves of the last two games (15 vs. SMU).
- It was Jackson's fifth 20-point game in the last six games and his sixth 20-point game of the season. He has the most 20-point games by a UNC freshman since Cole Anthony had nine in 2019-20.
- Jackson made a season-high five threes, the



**Jalen Washington's block on the final play of the game secured Carolina's 63-61 win at NC State, the Tar Heels' 20th win in 26 games vs. the Wolfpack in the Lenovo Center.**

- most by a Tar Heel freshman since Kerwin Walton hit five vs. Louisville on 2/20/21.
- Jackson scored 139 points in the last six games, the second most ever by a Tar Heel freshman in any six-game stretch (Harrison Barnes scored 140 over six games in 2010-11).
- Davis handed out his 500th career assist, becoming the 13th Tar Heel and first since Marcus Paige with 500 or more assists.
- Carolina was 4 for 8 from the free throw line. The four free throws were the fewest in a win since UNC made two vs. Michigan on 12/1/21.
- Carolina's 63 points were its fewest this season and the fewest in any game and a win since beating Virginia, 54-44, on 2/24/2024.
- The 63 points were Carolina's fewest in beating NC State since a 60-52 win in Raleigh on 1/28/2001.
- The Tar Heels led, 26-20, at the half. The 46 combined points were the fewest in a first half between UNC and NC State since the teams combined for 41 in the first half of the 1998 ACC Tournament quarterfinals in Greensboro.
- The two-point win was Carolina's narrowest over NC State since defeating the Wolfpack, 81-79, on 1/14/2015.
- UNC held NC State to 22.5% shooting from the floor in the first half, the second-lowest shooting percentage in a half this season by an opponent (American shot 14.7% in the second half).
- NC State grabbed 16 offensive rebounds, equaling the most by an opponent this season (Florida).

**GAME 18: UNC 79, CAL 53  
1/15/25 IN CHAPEL HILL**

<b>UNC</b>	<b>FG:</b> 47.7%	<b>3FG:</b> 35.7%	<b>FT:</b> 92.3%
<b>CAL</b>	<b>FG:</b> 34.8%	<b>3FG:</b> 12.0%	<b>FT:</b> 40.0%
<b>UNC</b>	<b>Rebounds:</b> 11-34-45		<b>A/TO:</b> 9/10
<b>CAL</b>	<b>Rebounds:</b> 11-22-33		<b>A/TO:</b> 12/13

- Carolina won its fourth in a row for the first time this season.
- Cal's 53 points were the fewest allowed by UNC this season.



**Drake Powell was one of several Tar Heels who excelled defensively in the 79-53 win over Cal, Carolina's 24th straight victory when holding an opponent under 60 points.**

- It was Carolina's 24th straight win when holding its opponent below 70 points and 24th in a row when holding its opponent to below 60.
- Carolina shot 56.7% from the floor in the first half, its highest shooting percentage in a first half this season.
- Carolina's largest lead was 27. The Tar Heels improved to 8-0 when they lead by 10 or more.
- It was the third time in four games UNC built a double-digit lead in the first half.
- Cal shot 34.8% from the floor for the game. UNC improved to 7-0 this season, 41-4 in four seasons under Hubert Davis and has won 12 straight games when holding opponents below 40% from the floor.
- UNC shot 92.3% from the free throw line (made 12 of 13), a season-high percentage.
- Cal shot 12% (3x25) from three, the lowest percentage by an opponent with a minimum of 20 attempts since NC State shot 10% (2x20) on 1/10/24. It tied the worst three-point percentage for with 25 or more attempts (UAB was 3 for 25 in 2014-15).
- Jackson led all scorers with 20 points. He scored 159 points in the last seven games, one shy of the UNC freshman scoring record over seven straight games. Tyler Hansbrough scored 160 in a seven-game stretch in 2005-06.
- Davis played in his 156th game as a Tar Heel, passing Leaky Black for the second-most games in UNC history.
- Davis (2,397 points) passed Duke's Kyle Singler for seventh in ACC career scoring.
- Trimble scored 12 points, hitting double figures for the 12th time this season and the first time since returning from injury.
- Lubin tied his career high with three blocks and led UNC with eight rebounds.
- Cal's Andrej Stojakovic entered the game leading the ACC in scoring in conference play (24.2 ppg). UNC held Stojakovic to six points on 3 of 13 shooting. It was the first time this season Stojakovic was held below double figures.
- UNC is 5-1 all-time against Cal, including 3-0 in Chapel Hill and 2-0 in the Smith Center. Carolina faced Cal for the first time since losing to the Bears in Oakland on 12/29/98.

- The 26-point victory was UNC's largest over Cal (previous was a 24-point margin in the Smith Center on 11/22/97).

**GAME 19: STANFORD 72, UNC 71  
1/18/25 IN CHAPEL HILL**

<b>UNC</b>	<b>FG:</b> 42.6%	<b>3FG:</b> 27.8%	<b>FT:</b> 83.3%
<b>Stanford</b>	<b>FG:</b> 43.3%	<b>3FG:</b> 31.8%	<b>FT:</b> 92.9%
<b>UNC</b>	<b>Rebounds:</b> 5-26-31	<b>A/TO:</b> 14/5	
<b>Stanford</b>	<b>Rebounds:</b> 7-25-32	<b>A/TO:</b> 15/8	

- Stanford ended UNC's four-game win streak and defeated Carolina for the first time ever in 14 games.
- Jaylen Blakes' basket with 1.5 seconds left was the first time an opponent hit a game-winning shot with under than five seconds to play since Matt Coleman III of Texas on 12/2/20.
- It was the first one-point loss since 1/30/24 at Georgia Tech.
- UNC lost by one point at the Smith Center for the first time since losing to Pittsburgh, 65-64, on 2/1/23.
- UNC lost at the Smith Center when leading at halftime for the first time since losing to Duke on 2/8/20. It was just the 19th time Carolina ever lost at the Smith Center when leading at halftime.
- Carolina committed only five turnovers, the fewest in a loss since falling to Duke, 86-78, on 2/9/17.
- UNC lost for the first time when leading at the half this season. The Tar Heels dropped to 10-1 when leading at halftime.
- Carolina led 24-17. The seven-point lead was the largest in a loss this season (previous was five at Kansas).
- Davis (2,416) became the eighth player in ACC history to score 2,400 points.
- Jackson did not make a three-pointer for the first time and it was first time he didn't score in double figures in nine games since he scored five points vs. La Salle.
- Lubin scored a season-high 13 points, the fourth time this season he scored in double figures.
- Lubin and Washington (season-high nine field goal attempts) combined for 21 points, the second time the two combined for 20 or more points (26 against American).
- Stanford shot 92.9% from the free throw line (13 of 14), the best percentage by an opponent this season.
- Carolina matched its season low with five offensive rebounds.
- Stanford blocked seven shots, which tied the season high by an opponent (Auburn).
- Blakes' winning shot was the 14th lead change. There were also a dozen ties, which equaled the most in any game (Georgia Tech).

**GAME 20: WAKE FOREST 67, UNC 66  
1/21/25 IN WINSTON-SALEM**

<b>UNC</b>	<b>FG:</b> 40.0%	<b>3FG:</b> 25.0%	<b>FT:</b> 60.0%
<b>WF</b>	<b>FG:</b> 40.0%	<b>3FG:</b> 13.3%	<b>FT:</b> 77.8%
<b>UNC</b>	<b>Rebounds:</b> 8-25-33	<b>A/TO:</b> 18/12	
<b>WF</b>	<b>Rebounds:</b> 10-31-41	<b>A/TO:</b> 7/14	

- Carolina lost by a point in consecutive games for the first time since a pair of 87-86 losses to South Carolina and Duke (in triple OT) in 1968.
- It was UNC's fourth straight loss at Wake Forest, the first time the Tar Heels have dropped

- four in a row in Winston-Salem since 1962-65.
- Carolina led, 31-29, at the half. UNC lost back-to-back games when leading at halftime for the first time since 2020.
- Wake Forest's 67 points ended a 25-game streak in which the Tar Heels won when allowing fewer than 70 points.
- Carolina led, 16-7. The nine-point lead was UNC's largest in a loss this season (previous high was seven in the previous game vs. Stanford).
- UNC attempted a season-high 32 three-pointers and made eight (25%). The Tar Heels dropped to 1-4 when shooting 25% or lower from three.
- Wake Forest shot 29.6% from the floor and had no assists in the first half but made 13 of 16 free throws. The Deacs shot 50% from the floor in the second half and made their only two three-pointers in the midst of a 12-0 run that gave Wake Forest a 49-39 lead.
- The two 3FGs were the fewest by any opponent in a win over UNC since Wake Forest went 2 for 12 in a 73-67 win on 1/5/2014.
- Cadeau had 14 points and a career-high 13 assists for his second career double-double. The 13 assists were the most by a Tar Heel since Kendall Marshall had 13 at NC State on 2/22/2012.
- Cadeau made or assisted on 18 of Carolina's 26 field goals (69.2%). That was the second-highest percentage of field goals scored and assisted ever by a Tar Heel. Phil Ford (11 FGs, 10 assists) accounted for 72.4% against Seton Hall on 12/4/1975.
- Cadeau's 13 assists equaled the most by a Tar Heel vs. Wake Forest (Ed Cota had 13 on 2/12/2000).
- Davis led UNC in scoring with 21 points, his 51st career 20-point game.

**GAME 21: UNC 102, BOSTON COLLEGE 96 (OT)  
1/25/25 IN CHAPEL HILL**

<b>UNC</b>	<b>FG:</b> 55.6%	<b>3FG:</b> 37.5%	<b>FT:</b> 78.8%
<b>BC</b>	<b>FG:</b> 54.5%	<b>3FG:</b> 58.3%	<b>FT:</b> 71.4%
<b>UNC</b>	<b>Rebounds:</b> 12-24-36	<b>A/TO:</b> 16/8	
<b>BC</b>	<b>Rebounds:</b> 6-17-23	<b>A/TO:</b> 20/9	



**Seth Trimble had 18 points and 12 rebounds and sent the game to overtime with a bucket with 12.9 seconds to play in the 102-96 overtime win over Boston College.**



**Jalen Washington tied his career high with 18 points in the win over Boston College, helping the Tar Heels slip past the Eagles, who made 14 three-pointers and shot 58.3% from three.**

- Carolina improved to 1-1 this season and 69-63 all-time in overtime games.
- Trimble sent the game to overtime with a left-handed shot from inside the lane to tie the game at 89 with 12.9 seconds to play.
- Carolina improved to 11-10 in OT games in the Smith Center, winning for the first time since beating Syracuse on 2/28/2022.
- BC's 127.7 was the fourth-highest offensive efficiency by an opponent in a Tar Heel victory since the start of the 1986-87 season, when offensive rebounds became official. The only higher offensive efficiencies in a Carolina win were by Fairfield in the 1997 NCAA first round (130), Pitt in 2016-17 (129) and Notre Dame in the 2016 NCAA Sweet 16 (128).
- BC made 14 of 24 three-pointers. The Eagles' 3FG percentage (.583) was the sixth highest by an opponent in Smith Center history and the best since Pitt shot 58.8% in beating Carolina on 2/16/2022.
- The Eagles' 14 three-pointers tied the most by an opponent this season (also Dayton).
- It was the third time ever the Tar Heels won when the opponent made 14 or more three-pointers on at least 50% from three-point range (Iowa in 2004-05 and Tennessee in 2006-07). Carolina scored 100-plus points in all three of those wins.
- Washington tied career highs with 18 points (American), seven field goals (American) and three assists (SMU).
- Washington scored 12 first-half points. His previous high point total for a half this season was 10 in the second vs. American. He tied his career best for points in a half – also 12 in the first half against Charleston Southern on 12/29/2023 and first half at Virginia on 1/10/2023.
- Trimble had his second career double-double with 18 points and a career-high 12 rebounds. He grabbed a career-high and game-high five offensive rebounds.
- Davis led UNC with 22 points and had five assists, five rebounds and zero turnovers.
- Davis joined Marcus Paige as the only Tar Heels with multiple games with 20 points, five assists, five rebounds and zero turnovers. Paige

did it three times; this was Davis' second (this year vs. Elon).

- Carolina improved to 16-2 over the last five seasons when Davis has at least 20 points and five assists.
- Carolina scored a season-high 58 points in the paint (which does not include free throws).
- Carolina shot 55.6% and improved to 7-1 this season and 30-1 under Hubert Davis when it shot 50% from the floor.
- Carolina made 26 of 33 from the free throw line. The 26 made free throws were the most since making 27 against Dayton.
- The teams combined for 91 first-half points, which equaled the most in any game this season with Kansas on November 8 (the Jayhawks led 53-38).
- Carolina shot 58.1% in the first half, its highest percentage in a first half this season, and its highest since 2/26/2022, when it shot 60% in the first half vs. NC State.
- Carolina led 46-45 at half. It was the third straight game UNC led by one or two points at the half.
- Powell was a team-best plus 13 and forced a key five-second call on a baseline out of bounds play that led to Carolina tying the game at the end of regulation.
- Carolina improved to 24-6 overall vs. Boston College, including 22-5 against the Eagles in ACC play. Carolina is 9-3 against Boston College in the Smith Center.
- The Eagles shot 54.5% from the floor (3 for 7 in overtime), the highest percentage vs. the Tar Heels this season.

**GAME 22: PITT 73, UNC 65  
1/28/25 IN PITTSBURGH, PA.**

<b>UNC</b>	<b>FG:</b> 48.1%	<b>3FG:</b> 46.7%	<b>FT:</b> 53.3%
<b>PITT</b>	<b>FG:</b> 42.3%	<b>3FG:</b> 47.1%	<b>FT:</b> 77.8%
<b>UNC</b>	<b>Rebounds:</b> 5-22-27	<b>A/TO:</b> 15/6	
<b>PITT</b>	<b>Rebounds:</b> 6-27-33	<b>A/TO:</b> 13/9	

- The Tar Heels led, 63-59, with 6:32 to play, but scored only two points the rest of the game, missing 10 of their final 11 shots from the floor.
- Carolina led 44-34, its largest lead in a loss this season and the third time in the last four games it lost when leading by seven or more points (seven vs. Stanford, nine at Wake Forest and 10 at Pitt).
- The Tar Heels scored 44 first-half points on the strength of shooting 56.7% from the floor, including 46.2% from three (6 of 13).
- In the second half, UNC made 1 of 11 from three, shot 31.0% from the floor and scored 21 points.
- UNC's 21 second-half points were its fewest in any half this season and fewest since Carolina scored 19 in the first half at Notre Dame on 2/22/2023.
- It was the fewest points in a second half since scoring 21 at Virginia on 1/6/2018.
- Pitt outscored Carolina, 31-21, in the second half. It was the eighth time in the last nine games Carolina has been outscored in the second half (all except Cal).
- Carolina shot 56.7% in the first half, which tied its second-highest shooting percentage in a first half this season (58.1% vs. Boston College and 56.7% vs. Cal).
- It was the first time Carolina shot at least 55% in consecutive first halves since shooting 60% against Stanford on 11/12/2018 and 55.6%

against Tennessee Tech on 11/16/2018.

- Carolina turned the ball over 14 times that led to 22 Pitt points. The Panthers committed only six turnovers that UNC converted into four points. The 18-point margin in points off turnovers was the largest by an opponent this season. The previous high was by UCLA, which outscored the Tar Heels, 24-13, off turnovers.
- Pitt outscored the Tar Heels by 10 at the free throw line (16-6) and attempted 11 more free throws. Carolina dropped to 5-7 this season when it made an equal or fewer number of free throws.
- It was the second straight loss game an opponent made at least 10 more free throws than the Tar Heels.
- Despite playing without Washington, who was out with a sprained left knee, Carolina outrebounded the Panthers, 38-28. It was the first time UNC lost when it had a double-digit advantage on the boards since 2/19/2023 at NC State (outrebounded NCSU by 14).
- Trimble scored 10 points and grabbed 12 rebounds. It was his second consecutive game he had a career-high 12 boards.
- Trimble became the first Tar Heel guard with double-doubles in points/rebounds in consecutive games since Cole Anthony in 2019-20.
- Davis (2,475 career points) led UNC with 16 and passed Duke's Christian Laettner (2,460) for seventh in ACC scoring.
- Davis (320 3FGs) made three 3FGs and passed Wake Forest's Justin Gray for 10th in ACC history.
- Cadeau had seven assists and led UNC with a plus 8, but was limited to 28 minutes due to foul trouble. Carolina led by eight when he picked up his second foul with 4:16 to play in the first half; the Panthers cut the lead to just two at the break.

**GAME 23: DUKE 87, UNC 70  
2/1/25 IN DURHAM**

<b>UNC</b>	<b>FG:</b> 47.3%	<b>3FG:</b> 36.8%	<b>FT:</b> 78.6%
<b>DUKE</b>	<b>FG:</b> 52.8%	<b>3FG:</b> 50.0%	<b>FT:</b> 84.0%
<b>UNC</b>	<b>Rebounds:</b> 12-29-31	<b>A/TO:</b> 11/14	
<b>DUKE</b>	<b>Rebounds:</b> 7-19-26	<b>A/TO:</b> 20/8	

- The 17-point loss was Carolina's largest of the season.
- Duke led by 22 at the half, UNC's largest halftime deficit of the season.
- UNC shot 29.6% from the floor and scored 25 points in the first half, both season lows for the first half.
- The Tar Heels shot 64.3% from the floor and outscored Duke, 45-40, in the second half.
- Duke led for 38:05. UNC did not lead.
- Carolina committed 14 turnovers that led to 19 points (41 points off turnovers by Pitt and Duke in the last two games).
- Davis and Powell led UNC with 12 points apiece, the fewest by the Tar Heels' leading scorer in a game this season. The previous low was 16 by Davis in the previous game at Pitt.
- The Blue Devils went on a 16-0 run in the first half to lead 23-6. The 16-point run was the largest allowed by Carolina this season.
- Duke shot 55.6% from the floor in the first half, 50% in the second and 52.8% for the game.
- It was the fourth straight game an opponent shot 50% from the floor in at least one half.
- The opponents shot 50% from the floor in six



**Ven-Allen Lubin scored 17 points as Carolina edged Pitt, 67-66, in a game that featured 11 ties and 13 lead changes. UNC committed only six turnovers, eight fewer than it did at Pitt in a loss a week earlier.**

of the last eight halves.

- The Blue Devils made 10 for 20 from three-point range and outscored the Tar Heels by 10 (21-11) at the free throw line.
- Duke's largest lead was 32 (77-45). It was the Tar Heels' largest deficit since trailing by 33 at Miami in 2022.

**GAME 24: UNC 67, PITT 66  
2/8/25 IN CHAPEL HILL**

<b>UNC</b>	<b>FG:</b> 44.1%	<b>3FG:</b> 29.2%	<b>FT:</b> 66.7%
<b>PITT</b>	<b>FG:</b> 43.6%	<b>3FG:</b> 34.6%	<b>FT:</b> 80.0%
<b>UNC</b>	<b>Rebounds:</b> 10-28-38	<b>A/TO:</b> 15/14	
<b>PITT</b>	<b>Rebounds:</b> 6-22-28	<b>A/TO:</b> 12/6	

- It was the first time UNC won multiple games in a season by a point since 2007-08. Carolina also beat Notre Dame, 74-73, on January 4.
- It was Carolina's 10th one-possession game of the season, the most in any season in the three-point era (beginning in 1986-87).
- UNC improved to 6-4 in one-possession games, its second-most one-possession wins in that period (Carolina won eight in 2010-11).
- The game was within five points at the 5:00 mark in the second half for the 12th time in 24 games.
- Two games ago at Pitt, the Tar Heels committed 14 turnovers that led to 22 Pitt points. In this game, the Tar Heels committed only six turnovers that led to six Pitt points.
- UNC led at halftime for the ninth time in the last 10 games (6-3 in those games). The Tar Heels improved to 12-3 when leading at the half.
- UNC shot 46.7% from three (made 7 of 15), the fourth time UNC shot at least 40% from three. It was the first time the Tar Heels shot better than 40% since shooting 50% against SMU on January 7.
- Lubin made a season-high eight field goals and scored a season-high 17 points (previous highs were five FGs and 13 points vs. Stanford).
- Davis (18 points) led the Tar Heels in scoring for the 55th time in his career. He became the seventh ACC player to score 2,500 points (2,505).

- Davis made three 3FGs, the fourth time in the last six games he made at least three. He passed NC State's Rodney Monroe for ninth in three-pointers in ACC history.
- Powell made multiple three-pointers for the fifth time this season and first time since making four against SMU on January 7. UNC improved to 4-1 when Powell makes multiple threes.
- Cadeau had a game-high seven assists. He made both of his field goals less than a minute apart to tie the game at 58 and 60.
- Trimble made multiple three-pointers for the first time since making three against Auburn. It was the fourth time this season and sixth time in Trimble's career he made multiple threes. UNC improved to 3-1 this season and 4-2 overall when Trimble makes multiple threes.
- The game featured 11 ties and 13 lead changes.
- It was the first time in four games the Tar Heels defeated the Panthers in the Smith Center. Pitt's three consecutive victories (in 2020, 2022 and 2023) equaled the second-longest streak by an opponent in the Smith Center.
- On January 28 at Pitt, Cadeau scored with 3:21 to play to give Carolina a 65-64 lead. The Panthers scored the game's final nine points for a 73-65 Pitt victory.
- In this game, Lubin scored with 2:57 to play to give Carolina a 65-64 lead. Pitt regained the lead, 66-65, on a Jaland Lowe basket with 2:03 to play, but Davis hit the go-ahead and game-winning shot with 51 seconds to play for the final points of the game.

**GAME 25: CLEMSON 85, UNC 65  
2/10/25 IN CLEMSON, S.C.**

<b>UNC</b>	<b>FG:</b> 45.2%	<b>3FG:</b> 21.1%	<b>FT:</b> 45.5%
<b>CLEM</b>	<b>FG:</b> 50.0%	<b>3FG:</b> 48.0%	<b>FT:</b> 75.0%
<b>UNC</b>	<b>Rebounds:</b> 10-18-28	<b>A/TO:</b> 13/13	
<b>CLEM</b>	<b>Rebounds:</b> 15-26-41	<b>A/TO:</b> 17/15	

- The 20-point margin equaled the Tigers' largest win vs. Carolina (93-73 on 1/29/1977).
- It was Carolina's largest defeat of the season.
- The 85 points were the most by the Tigers



**Ian Jackson led Carolina with 23 points in the win at Syracuse, one of eight games this season the freshman from The Bronx scored 20 or more points. Only one other Tar Heel (RJ Davis) had more.**

in the series in a regulation-length game since a 100-86 Tar Heel win in Chapel Hill on 2/25/1989.

- Clemson outscored the Tar Heels by 24 points from three-point range. The Tigers made 12 of 25 threes, their third-highest percentage to date this season (48.0%).
- Clemson's 12-4 advantage in three-pointers equaled the largest margin by an opponent this season (Boston College made 14 and UNC hit six in Carolina's overtime win on January 25).
- The Tar Heels led, 23-21, with 9:11 to play in the first half. Clemson made 12 of its next 15 shots from the floor and outscored UNC, 28-10, to lead by 16 at the end of the half.
- There were eight lead changes in the first 11 minutes.
- Viktor Lakhin scored 20 of his game-high 22 points in the first half. It was the first time an opponent scored 20 or more points in the opening half since Arkansas' Tramon Mark scored 20 on 11/24/2023, in The Bahamas.
- Davis led UNC with 18 points, the seventh straight game he led or co-led UNC in scoring.
- Davis was 8 for 14 from the floor. It was the fifth time in the last six games he shot 50% or better from the floor.
- Davis (2,523 points) passed Virginia's Bryant Stith for sixth all-time in ACC scoring.
- Carolina scored 22 points off 15 Clemson turnovers. The 22 points were the most in an ACC game this season and most in any game since UNC scored 24 in a win over UCLA.
- Clemson blocked nine shots, which tied the most by an opponent this season (at Pitt).
- Clemson shot 50% from the floor. The Tar Heels dropped to 1-3 this season when an opponent shot at least 50% from the floor.
- The Tar Heels dropped to 2-7 this season in games the opponent made more three-pointers and free throws.
- Carolina made 4 for 19 from three (21.1%). UNC dropped to 2-7 this season when it shot under 30% from three.
- The four three-pointers equaled the fewest by UNC this season (at Louisville).
- Clemson's offensive efficiency was 121.5, the third highest by an opponent this season (134.3 by Duke and 127.7 by Boston College).
- Clemson outrebounded the Tar Heels, 41-28. The 13-rebound deficit equaled the largest of the season for Carolina (also vs. Hawai'i).
- The Tigers grabbed 15 offensive rebounds that led to 16 points. The 15 rebounds were the most since NC State had 16. The 16 second-chance points equaled the most by an ACC opponent this season (Cal).
- Carolina shot a season-low 45.5% from the free throw line (5 of 11).

**GAME 26: UNC 88, SYRACUSE 82  
2/15/25 IN SYRACUSE, N.Y.**

<b>UNC</b>	<b>FG:</b> 49.2%	<b>3FG:</b> 46.4%	<b>FT:</b> 65.2%
<b>SYR</b>	<b>FG:</b> 43.9%	<b>3FG:</b> 30.8%	<b>FT:</b> 90.9%
<b>UNC</b>	<b>Rebounds:</b> 13-23-36	<b>A/TO:</b> 16/9	
<b>SYR</b>	<b>Rebounds:</b> 15-25-40	<b>A/TO:</b> 15/10	

- The Tar Heels snapped a four-game road losing streak and improved to 4-6 on the road this season.
- Carolina scored 88 points, its most since beating Boston College, 102-96, in overtime (the teams scored 89 points apiece in regulation).
- UNC made 13 three-pointers, tying its season



Jae'Lyn Withers scored 19 points to lead Carolina to a win at Syracuse. It was the first of his six double-figure scoring efforts in the next 12 games, helping UNC go 9-3 down the stretch.

high. The Tar Heels also made 13 vs. Elon.

- UNC improved to 5-1 this season when it made 10 or more three-pointers (only loss was in overtime to Michigan State, when Carolina made 11 threes).
- Carolina shot 46.4% from three, making 13 of 28. UNC improved to 13-4 this season when it shot 30% or better from three and 4-1 when it made better than 40% (only loss was to Michigan State, when UNC shot 47.8% from three).
- Carolina shot 49.2% from the floor, improving to 12-4 this season when shooting 45% or better from the floor.
- One game after getting out-scored by 24 points from three-point range at Clemson (which equaled the largest margin by an opponent this season), the Tar Heels out-scored the Orange by 27 from three (UNC made 13, SU made four).
- The 27-point margin in favor of the Tar Heels from three was their largest of the season. UNC made seven more threes in the loss against Michigan State (11-4) and in the victory over SMU (11-4).
- Carolina shot 53.8% from the floor in the second half. It was the first time UNC shot 50% in the second half in a win since beating SMU on Jan. 7 (UNC shot 64.3% in the second half at Duke on February 1).
- Carolina won despite the Orange making 20 of 22 free throws. It was the first time the Tar Heels won this season when the opponents made 20 or more free throws (losses to Michigan State, Louisville, Wake Forest and Duke).
- It was the first time this season the Tar Heels won when an opponent scored more points in the paint. The Orange outscored UNC, 44-34, in paint points. Carolina improved to 1-4 when getting outscored in the paint.
- The Tar Heels scored 34 points off the bench, their most bench points since they scored a season-best 49 vs. La Salle. The 34 bench points were the second most in an ACC game this season (39 vs. Georgia Tech on December 7).
- For the second time this season three Tar Heels made three or more three-point field goals. Jackson tied his season high with five 3FGs and Davis and Withers both made three. The win over

SMU was the other time this season three Tar Heels made three or more 3FGs.

- Jackson led UNC with 23 points, his team-best eighth 20-point game.
- It was the first time in eight games a player other than Davis led UNC in scoring.
- It was Jackson's first 20-point game since he scored 20 vs. Cal on January 15.
- Jackson had averaged 7.4 points in his previous seven games. He scored 16 points in the first half, the most he scored in a half since he had 16 in the first half at NC State.
- Jackson tied his personal best with five three-pointers (made five at NC State).
- Withers scored 19 points, the most he has scored in two seasons as a Tar Heel. It was his top scoring game since he had 19 playing for Louisville vs. Georgia Tech in 2022-23. His previous scoring high as a Tar Heel was 16 vs. Wagner in the 2024 NCAA Tournament first round.
- It was the fourth time this season and first time since Auburn Withers scored in double figures.
- Withers scored 14 second-half points. His previous scoring high this season for an entire game was 11 at Kansas.
- Withers was 3 for 4 from three-point range. The three 3FGs tied his season high (at Kansas), which were also the most he has made as a Tar Heel.
- Withers also had a season high and tied his career high with three blocked shots.
- Withers was 7 for 10 from the floor. The seven field goals were the most he has made as a Tar Heel and most since he made seven at Miami while playing for Louisville in 2022-23. The 10 attempts tied the most he has taken as a Tar Heel (also 10 FGA vs. Elon). He converted back-to-back three-point plays 19 seconds apart that gave UNC a nine-point lead.
- Davis made three 3FGs, scored 16 points and led UNC with six assists. Carolina improved to 35-10 when he has five or more assists. It was the eighth game in a row he made multiple threes and the fifth time in eight games he made three 3FGs.
- Carolina is 18-7 vs. Syracuse, 14-4 since the Orange joined the ACC.
- The Tar Heels are 13-4 all-time in the JMA Wireless Dome, including 6-3 against Syracuse in the Dome.

**GAME 27: UNC 97, NC STATE 73  
2/19/25 IN CHAPEL HILL**

UNC	FG: 57.4%	3FG: 40.0%	FT: 79.2%
NCSU	FG: 45.8%	3FG: 33.3%	FT: 68.8%
UNC	Rebounds: 14-26-40		A/TO: 17/11
NCSU	Rebounds: 7-14-21		A/TO: 6/10

- It marked the 15th time in the last 21 seasons Carolina has won both regular-season games against NC State.
- It was Carolina's seventh straight home win vs. NC State.
- Carolina's 24-point victory was its largest over NC State since defeating the Wolfpack by 24 on 2/15/2017.
- Chapel Hill got four inches of snow on the day of the game. It was the third time UNC allowed any fan admission to the game without a ticket due to a winter storm. Also on 2/10/1994 (a 95-89 win over Maryland) and 1/27/2000 (a 75-63 win over Maryland).



Carolina led by 28 at the half and by as many as 30 in its 97-73 win over NC State, the Tar Heels' seventh straight home win over the Wolfpack.

- Carolina did not trail for the second consecutive game and fourth time this season (at Hawai'i, SMU, at Syracuse and NC State).
- The Tar Heels established season highs to date in ACC games in field goal shooting (57.4%), rebound margin (40-21), second-chance points (21) and bench points (43).
- UNC shot 57.4%, the second-highest in any game this season (59.0% vs. American).
- NC State had 21 rebounds, the fewest by an opponent this season. It equaled the fewest rebounds by an opponent in Hubert Davis' four seasons as head coach (Georgia Tech on 12/5/21).
- Carolina scored 54 first-half points, the most in a first half this season (previous was 51 vs. Elon).
- UNC led by 28 at halftime (54-26), the Tar Heels' largest halftime lead since leading Marquette, 53-25, in the 2022 NCAA first round. It was the sixth time Carolina has led by double figures at halftime this season.
- Carolina's largest lead was 30, its largest in an ACC game this season. It was the third time this season Carolina has led a game by at least 30 (also vs. American and La Salle).
- UNC's 21 second-chance points were the second-most in a game this season (22 in the season opener vs. Elon). The Tar Heels only scored six second-points on January 11 at NC State.
- Carolina's 52 point points were the third most this season (58 in overtime win vs. Boston College and 56 vs. American).
- Carolina doubled NC State's paint points (52-26). It was the third-largest margin this season (56-16 vs. American and 50-20 vs. La Salle).
- The Tar Heels scored 10 second-chance points in the first six minutes.
- Carolina shot 55.6% in the first half, the ninth time (UNC 6-3) this season the Tar Heels have shot at least 50% in a first half.
- Carolina shot 60% in the second half. It was the third time the Tar Heels have shot at least 60% in a half in the Smith Center this season (62.9% in the second vs. American and 62.5% in the second vs. Campbell).
- The Tar Heels shot 40% from three (made 8 of 20). UNC improved to 5-1 this season when it

made 40% or better from three.

- It was the third time in the last four games UNC shot 40% or better from three (wins over Pitt, Syracuse and NC State).
- UNC made seven three-pointers in the first half for the second consecutive game.
- Davis (game-high 21 points) scored 20 or more points for the eighth time this season and 43rd time (UNC 33-10) in his career.
- Davis (2,560 career points) moved into fourth in ACC career scoring. He surpassed Rodney Monroe (NC State) and Johnny Dawkins (Duke).
- Davis went 8 for 8 from the free throw line. It was the 15th time in his career he made at least eight free throws in a game and the seventh time he shot 8 for 8 or better.
- Trimble scored 15, the 18th time he scored in double figures this season. Trimble led Carolina with seven rebounds. It was the second game in a row Trimble was Carolina's leading rebounder.
- Jackson made multiple three-pointers for the 11th time. UNC improved to 8-3 when Jackson hits multiple threes.
- Withers made a three-pointer in three straight games for the first time as a Tar Heel.
- Lubin scored 13 points, all in the second half. The 13 points were the most he has scored in a half this season. He scored more than 13 in an entire game once (17 vs. Pitt on February 8).
- Tyson hit two three-pointers, his first since he made one on January 1 at Louisville. He hit multiple threes for the first time since December 14 against La Salle, when he made five.

**GAME 28: UNC 81, VIRGINIA 66  
2/22/25 IN CHAPEL HILL**

<b>UNC</b>	<b>FG:</b> 48.2%	<b>3FG:</b> 56.3%	<b>FT:</b> 81.8%
<b>Virginia</b>	<b>FG:</b> 45.3%	<b>3FG:</b> 27.3%	<b>FT:</b> 92.3%
<b>UNC</b>	<b>Rebounds:</b> 11-24-35	<b>A/TO:</b> 13/10	
<b>Virginia</b>	<b>Rebounds:</b> 3-18-21	<b>A/TO:</b> 11/9	

- UNC did not trail for the third straight game for the first time since 2018-19 (vs. Stanford, Tennessee Tech and Saint Francis (Pa.)).
- In the last three games (Syracuse, NC State and Virginia), the Tar Heels led for a combined 112 minutes and 35 seconds.
- Carolina went on a 15-0 run in the first half,



**Jaelyn Withers (16 points) shared scoring honors with Ian Jackson in the win over Virginia, the first time Withers ever led Carolina in scoring.**

the fifth time this season UNC had a run of at least 15 points (first time since January 15).

- The win was Carolina's 10th ACC win, the 48th time the Tar Heels have won at least 10 regular-season ACC games in a season.
- UNC shot 56.3% from three (9 of 16), its highest percentage this season and its second best in the Hubert Davis era. It was the highest percentage since the Tar Heels shot 58.8% from three vs. Georgia Tech on 12/6/2021.
- UNC improved to 15-4 this season when shooting at least 30% from three and 6-1 when converting 40% or better from three.
- Carolina improved to 10-3 when leading at the half in league play.
- Carolina led by 12 at the half, the seventh time UNC led by double digits at halftime and the first time it did that in consecutive games.
- Carolina shot 56.0% in the first half. The Tar Heels shot 50% from the floor in four of the last five halves and in at least one half in seven of the last eight games.
- The Tar Heels had 17 second-chance points (Virginia had two). UNC scored 38 second-chance points in the last two games.
- Carolina shot 48.2% from the floor. UNC has shot 48% or better from the floor in four of the last five games (all wins).
- The Tar Heels are 30 for 64 from three-point range (46.9%) in the last three games (all wins).
- Withers scored 16 points and pulled down 11 rebounds for his second double-double of the season (10 and 10 vs. Elon). It was Withers' ninth collegiate double-double and his fourth in two seasons as a Tar Heel.
- Withers scored 43 points in the last three games, his highest three-game scoring stretch as a Tar Heel.
- Withers made four three-pointers, his most as a Tar Heel and equaled his collegiate high (which he did three times while at Louisville).
- Withers made at least one three for the fourth straight game, his longest streak as a Tar Heel. He made multiple 3FGs for the third straight game and fifth time this season.
- Withers (16 points) shared team scoring honors with Ian Jackson. It was the first time Withers ever led UNC in scoring.
- Jackson's 16 points led Carolina in scoring for the ninth time this season, the second-most on the team (Davis 13).
- Jackson was 3 for 3 from three. It was the 13th time he made multiple 3FGs (UNC 9-4).
- The Tar Heels have won five of the last seven games and are 136-62 all-time against UVA.
- Carolina is 69-9 at home vs. Virginia, including 27-6 in the Smith Center.
- UNC's 81 points were the most it scored vs. Virginia since scoring 93 points in a win on 2/16/2013. Carolina's high point total since the 2013 game had been 74 points.

**GAME 29: UNC 96, FLORIDA STATE 85  
2/24/25 IN TALLAHASSEE, FLA.**

<b>UNC</b>	<b>FG:</b> 55.2%	<b>3FG:</b> 38.5%	<b>FT:</b> 71.0%
<b>FSU</b>	<b>FG:</b> 54.0%	<b>3FG:</b> 50.0%	<b>FT:</b> 75.0%
<b>UNC</b>	<b>Rebounds:</b> 13-22-35	<b>A/TO:</b> 18/8	
<b>FSU</b>	<b>Rebounds:</b> 4-17-21	<b>A/TO:</b> 16/7	

- Carolina outrebounded the Seminoles, per KenPom the second-tallest team in the nation, 35-21. Florida is the only team to outrebound FSU by a larger margin this season (47-29).
- The Tar Heels grabbed 13 offensive rebounds



**RJ Davis led UNC with 20 points, five assists and no turnovers at Florida State. He averaged 19.8 points in his four games in Tallahassee.**

- that generated a season-high 24 second-chance points (previous high was 22 vs. Elon).
- Carolina outscored the Seminoles, 24-6, on second-chance points. Over the last three games (NC State, Virginia and FSU), Carolina has outscored its opponents, 62-21, on second-chance points.
- The 24 second-chance points were UNC's most since the 2022 NCAA title game vs. Kansas, when the Tar Heels had 28.
- In the first half, Carolina had eight offensive rebounds (FSU had six defensive) and scored 16 second-chance points. The Seminoles did not score a second-chance point.
- For the third consecutive game, UNC held an opponent to 21 rebounds, tying the season low and fewest vs. a Hubert Davis-coached team.
- Carolina shot 55.2% from the floor, the 10th time the Tar Heels made at least 50% this season (UNC 9-1 in those games).
- UNC shot 54.8% in the first half and 55.6% in the second. It was the sixth time the Tar Heels shot at least 50% in both halves.
- Carolina has shot 48% or better in each of the last four games and five of the last six (and won all five).
- Six Tar Heels scored in double figures for the second time this season (at Kansas).
- Carolina made 10 3FGs, improving to 6-1 this season when it makes at least 10 threes.
- UNC went 22 for 31 from the free throw line, improving to 6-2 this year when it makes 20 or more free throws.
- Florida State shot 54.0%, the second time UNC has defeated an opponent shooting over 50% this season (Boston College shot 54.5%).
- It was the fourth time ever UNC beat a team that shot 50% FG, 50% 3FG and 75% FT (Georgia Tech 1/29/1983, Georgia 11/20/1988 and Notre Dame 3/27/2016).
- It was the first time UNC won by double digits when an opponent shot 50% from the floor since a 113-96 win over NC State on 2/5/2019.
- FSU shot 62.5% from the floor in the first half, the highest percentage by an opponent in any half this season.
- Davis led UNC with 20 points and had five assists and no turnovers. He (2,592) passed



**Ven-Allen Lubin scored 19 in the win over Miami, part of a season-ending 11-game streak in which he scored in double figures.**

Wake Forest's Dickie Hemric (2,587) for third in ACC career scoring.

- In four games at Florida State (three wins), Davis averaged 19.8 points, scoring 16, 19, 24 and 20 points.
- It was the third time this season (Elon and Boston College) and sixth time in his career Davis had at least 20 points and five assists without a turnover.
- Davis made three 3FGs. He passed Virginia Tech's Hunter Cattoor (332) and tied NC State's Scott Wood for sixth in ACC career threes (334).
- Trimble scored 17 points, his most since he had 18 vs. Boston College.
- Washington (10 points) scored in double figures for the fifth time this season (UNC 5-0).
- Lubin scored in double figures (10 points) for the third-straight game for the first time as a Tar Heel.
- Tyson was 3 for 5 from the floor in the first half. Those were the most field goals he made in a game since he was 9 for 14 from the floor vs. La Salle on December 24.
- The Tar Heels improved to 54-16 vs. Florida State, including 20-8 in the Tucker Center. UNC has won six in a row against the Seminoles, including three straight in Tallahassee.
- Carolina's 96 points equaled its second-highest total at Florida State. UNC scored 106 on 1/4/2016 and also scored 96 on 2/27/1992.

**GAME 30: UNC 92, MIAMI 73  
3/1/25 IN CHAPEL HILL**

<b>UNC</b>	<b>FG:</b> 58.9%	<b>3FG:</b> 55.6%	<b>FT:</b> 66.7%
<b>Miami</b>	<b>FG:</b> 42.6%	<b>3FG:</b> 30.0%	<b>FT:</b> 85.7%
<b>UNC</b>	<b>Rebounds:</b> 10-28-38	<b>A/TO:</b> 17-12	
<b>Miami</b>	<b>Rebounds:</b> 11-15-26	<b>A/TO:</b> 11-10	

- It was Carolina's fifth straight win, its longest streak since an eight-game stretch from February 17-March 15 last season.
- Six Tar Heels scored in double figures for the second game in a row. It is the first time six Tar Heels scored in double figures in consecutive games since doing that in three straight games in 1988-89 vs. Towson State, San Diego State and Pepperdine. It was the first time ever six Tar

Heels scored in double figures in consecutive ACC games.

- Carolina's offensive efficiency was 131.7 (points per 100 possessions), its fifth consecutive game at 124.0 or better. The 131.7 was Carolina's fourth-highest in an ACC game; three of those four came in the last four games.
- Carolina has scored at least 80 points in five straight ACC games for the first time since February 3-17, 2018.
- The 92 points were the most by UNC and the 19-point victory was its largest margin vs. Canes since a 94-71 win on 1/25/2020.
- Carolina led by as many as 21 points, the fifth-straight game the Tar Heels have led by double digits.
- Carolina shot 58.9% from the floor, its second-highest percentage this season (59.0% vs. American). It was Carolina's best percentage in an ACC game since shooting 60.9% in a 99-54 victory over Louisville on 2/20/2021.
- It was the third time in the last four games UNC shot 50% from the floor.
- It was the second consecutive game UNC shot 50% in both halves. The Tar Heels shot 50% in at least one half in nine of their last 10 games.
- Carolina shot 50% from the floor in eight of the last nine halves over the last five games.
- Carolina made 17 of 25 field goals in the second half. Its field goal percentage of .680 was its highest in any half this season.
- It was UNC's highest percentage in a half since shooting 71.4% in the second half against Charleston on 11/11/2022.
- Carolina made 10 of 18 three-pointers. It was the eighth time this season the Tar Heels made 10 or more threes (UNC 7-1).
- Carolina shot 55.6% from three-point range, the second time in three games and third time all season the Tar Heels shot 50% from three.
- It was the fifth time in seven games Carolina made 40% or better of its three-pointers.
- Carolina improved to 17-4 this season when it made 30% or better from three, 7-1 when it made at least 40% and 3-0 when it shot 50% (2-7 when under 30%).
- Lubin scored a season-high 19 points, the fourth straight game he scored in double figures.
- Lubin tied his career high with nine field goals. It was the second time in his career he shot 9 for 10 from the floor (last season vs. Arkansas).
- Lubin led UNC in scoring for the first time. He became the ninth Tar Heel to lead in scoring this season.
- Withers had 11 points and 10 rebounds and tied his career high with four assists. It was his third double-double this season, fifth as a Tar Heel and the 10th of his career. Carolina improved to 5-0 when he has a double-double.
- Withers has scored in double figures in three straight games and four of the last five. Prior to doing so against Syracuse, Withers had scored in double figures three times prior this season.
- Withers has scored 65 points in the last five games. Prior to the Syracuse game he had scored 64 points in the previous 18 games.
- Powell was UNC's second-leading scorer with 16 points, the most he scored since he had 17 vs. SMU.
- Davis played in his 168th game, one shy of tying Armando Bacot's UNC- and ACC-record 169 games.
- Davis made three 3FGs and passed Scott Wood (NC State) for sixth in ACC history with 377 career three-pointers.



**Ilan Jackson made five three-pointers at Virginia Tech, the third time he hit five 3FGs on the road in ACC play, as Carolina routed the Hokies by 32.**

**GAME 31: UNC 91, VIRGINIA TECH 59  
3/4/25 IN BLACKSBURG, VA.**

<b>UNC</b>	<b>FG:</b> 58.9%	<b>3FG:</b> 53.6%	<b>FT:</b> 83.3%
<b>VT</b>	<b>FG:</b> 37.9%	<b>3FG:</b> 33.3%	<b>FT:</b> 53.3%
<b>UNC</b>	<b>Rebounds:</b> 7-31-38	<b>A/TO:</b> 24/13	
<b>VT</b>	<b>Rebounds:</b> 10-17-27	<b>A/TO:</b> 10/12	

- It was Carolina's 20th win, marking the 65th time the Tar Heels have won 20 or more.
- It was Carolina's sixth-straight win, its longest win streak since an eight-game stretch from February 17-March 15 last season.
- Carolina has won five straight ACC games by 10 or more points for the first time since a seven-game run last season.
- Five Tar Heels scored in double figures for the fourth game in a row. It marked the first time ever five Tar Heels scored in double figures in four consecutive ACC games.
- The Tar Heels finished the season 6-6 on the road, including 5-5 in ACC road games.
- Carolina's offensive efficiency was 135.0 (points per 100 possessions), its sixth consecutive game at 124.0 or better. The 135.0 was Carolina's fourth-highest in an ACC game this season; five of UNC's six-best offensive efficiencies in ACC play have come in the last six games.
- It was the first time UNC scored at least 90 points in three straight ACC games since 2016-17. It was the first time UNC scored 90 or more in any three games since a four-game stretch in 2018-19 (Elon, Stanford, Tennessee Tech and Saint Francis).
- The 32-point victory was the first time UNC has won by 30 on the road since beating Wake Forest by 38 on 2/16/2019.
- It was the eighth time ever the Tar Heels won an ACC game by 32 or more on the road.
- UNC made 15 three-pointers, tying the most by a Hubert Davis-coached team (also vs. Clemson on 2/11/2023, The Citadel on 12/13/2022 and NC State on 1/29/2022).
- UNC shot 58.9% from the floor for the second game in a row and the third straight game Carolina shot at least 55% from the field.
- It marked the first time the Tar Heels shot at



**RJ Davis scored 20 points vs. Duke in his final game in the Smith Center. He finished his career with 1,163 points in the Smith Center, the second-most all-time behind Tyler Hansbrough.**

least 55% from the field in three straight games since the first three games in 2009-10.

- It marked the first time UNC shot that high a percentage in consecutive games since the 2008 NCAA Tournament, when UNC shot 60.6% vs. Mt. St. Mary's and 67.7% vs. Arkansas.
- Carolina shot 54.8% from the floor in the first half and 64.0% in the second.
- UNC shot 50% or higher from the field in five straight first halves for the first time since 2008-09.
- It was the second game in a row UNC shot at least 64% in the second half (68% vs. Miami).
- It was the third consecutive game UNC has shot 50% in both halves. Carolina has shot 50% from the floor in 10 of the last 11 halves over the last six games.
- UNC led by 17 at halftime, the 16th time in 19 ACC games the Tar Heels led at the half.
- Carolina's largest lead was 36 points, its largest in an ACC game (previous 30 vs. NC State) and the second-largest of the season (52 vs. American).
- It was the sixth-straight game the Tar Heels have led by double digits.
- It marked the first time UNC made 10 or more 3FGs in three straight games since Marquette, Baylor and UCLA in the 2022 NCAA Tournament.
- Carolina had a season-high 24 assists.
- Carolina has scored at least 80 points in six straight ACC games for the first time since a seven-game stretch in 2016-17.
- UNC has led by at least 20 points in 10 games this season and four of the last five.
- It was the fourth time in the last five games UNC shot 50% from the floor.
- Carolina made 15 of 28 three-pointers. It was the ninth time this season the Tar Heels made 10 or more threes (UNC 8-1).
- Carolina shot 53.6% from three-point range, the third time in four games and fourth time all season the Tar Heels shot 50% from three.
- It was the sixth time in the last eight games Carolina made 40% or better from three.
- Carolina improved to 8-1 when it made at least 40% and 4-0 when it converts 50% (2-7 when under 30%) from three.

- Carolina scored 46 first-half points and has scored 46 or more in the first half in each of the last five games.
- Carolina scored 46 bench points, most in an ACC game this season and second most all season (49 vs. La Salle).
- Carolina had a 17-2 advantage in fastbreak points, its largest margin (15) in an ACC game and largest in any game since an 18-point margin at Hawai'i.
- RJ Davis played in his 169th game, tying Armando Bacot's UNC and ACC records.
- Davis made three 3FGs, the third-straight game he made three and the 14th time this season he made three or more.
- Cadeau's 12 assists were the most ever by a Tar Heel in 91 games against Virginia Tech. The previous high was nine by Kendall Marshall (1/13/2011) and Phil Ford (2/17/1975).
- It was Cadeau's fourth game this season with 10 or more assists and the fifth of his career.
- Jackson led the Tar Heels with 19 points, his most since scoring 23 at Syracuse. He tied his season high with five three-pointers (also five at NC State and at Syracuse).
- Lubin recorded his first double-double as a Tar Heel with 10 points and a season-high 11 rebounds. It was Lubin's seventh career double-double.
- Lubin scored in double figures for the fifth consecutive game and 10th time overall (UNC improved to 7-3 when he scores in double figures).
- Powell made three 3FGs, his seventh game with multiple threes. The Tar Heels improved to 6-1 when Powell makes multiple three-pointers.
- Powell was a plus 30, tying Trimble for the team lead. Powell is a team-best plus 108 in the six-game win streak.
- Trimble had 17 points (21st time this season in double figures) and made three steals.
- The Tar Heels are 74-17 all-time vs. the Hokies, including 21-7 since VT joined the ACC.
- Carolina is 23-8 on the road, including 10-5 in Cassell Coliseum.
- It was Carolina's largest win over the Hokies since a 92-53 win on 2/16/2008.
- It was Virginia Tech's largest ACC loss since 2/21/2013, an 88-56 loss to Duke.

**GAME 32: DUKE 82, UNC 69  
3/8/25 IN CHAPEL HILL**

<b>UNC</b>	<b>FG:</b> 47.3%	<b>3FG:</b> 17.6%	<b>FT:</b> 66.7%
<b>Duke</b>	<b>FG:</b> 49.1%	<b>3FG:</b> 22.7%	<b>FT:</b> 68.2%
<b>UNC</b>	<b>Rebounds:</b> 10-21-31	<b>A/TO:</b> 13/12	
<b>Duke</b>	<b>Rebounds:</b> 10-24-34	<b>A/TO:</b> 13/13	

- Davis played in his 170th game as a Tar Heel, breaking the ACC and UNC all-time records previously held by his former teammate Armando Bacot.
- Davis played in his 72nd game in the Smith Center. He is the second-leading scorer in Smith Center history (1,163) and has made the most three-pointers in the arena's 40 seasons (159). Tyler Hansbrough is first in Smith Center scoring (1,321 points).
- Carolina went on a 35-13 run over 12 and a half minutes to take a 56-49 lead with 15:33 to play. From that point, Duke outscored the Tar Heels, 33-13.
- Carolina's 27 second-half points were its fewest in a half since scoring 25 in the first half at Duke on February 1.

- Carolina shot 39.1% from the floor, its lowest percentage since shooting 39.0% vs. Georgia Tech on 12/7/24.
- The Tar Heels made 20 of their first 37 field goal attempts (54.1%) in building their 56-49 lead. UNC then made 5 of its last 27 from the floor, including 2 of its final 13 three-pointers.
- Carolina shot 32.4% in the second half, its lowest in a half since shooting 29.6% in the first half at Duke.
- Carolina shot 33.3% from three (9 of 27), the first time it shot under 35% in seven games and just the second time in seven games it shot under 40%.
- UNC's five second-chance points were its fewest since it scored five at Duke.
- Carolina's 28 points in the paint were its fewest since scoring 26 vs. SMU.
- UNC's eight assists were the fewest since a season-low seven vs. Auburn.
- Two Tar Heels scored in double figures, the third time this season only one or two players scored in double figures (also at Wake Forest and Notre Dame).
- Carolina made 10 of 11 free throws, its second highest percentage (90.9) of the season.
- Carolina had 26 rebounds, its fewest since grabbing 25 against Virginia Tech on 12/4/2022.
- Duke outrebounded the Tar Heels by 13, which equaled the largest rebounding deficit of the season (also in a win at Hawai'i and loss at Clemson).
- The Blue Devils shot 56.4% from the floor, the highest by an opponent this season.
- Davis scored 20 points for the 10th time this season and the 45th time as a Tar Heel. UNC is 34-11 when Davis scores at least 20 points.
- Davis made four three-pointers for the third time this season and first time since making five against Campbell on December 29.
- Lubin scored 11 points, reaching double figures for the sixth-straight game, which is his longest streak as a Tar Heel and equals the longest streak of his career (also at Vanderbilt last season).
- Withers scored his 1,000th career point.
- UNC forced 14 turnovers, the most by Duke since it turned the ball over 16 times at Wake Forest on January 25.
- UNC dropped to 21-19 in the Smith Center and 66-40 at home vs. the Blue Devils.

**GAME 33: UNC 76, NOTRE DAME 56  
ACC SECOND ROUND  
3/12/25 IN CHARLOTTE**

<b>UNC</b>	<b>FG:</b> 48.3%	<b>3FG:</b> 46.4%	<b>FT:</b> 58.3%
<b>N. Dame</b>	<b>FG:</b> 32.3%	<b>3FG:</b> 30.0%	<b>FT:</b> 58.8%
<b>UNC</b>	<b>Rebounds:</b> 8-34-42	<b>A/TO:</b> 22/8	
<b>N. Dame</b>	<b>Rebounds:</b> 10-24-34	<b>A/TO:</b> 6/6	

- It was UNC's seventh win in its last eight games.
- The Tar Heels lost to Florida in the Spectrum Center in December. The win over Notre Dame win assured UNC of not losing consecutive games in Charlotte since 1990.
- The Tar Heels made 13 three-pointers, which equaled the second most by UNC in an ACC Tournament game (14 vs. Clemson in 1983 with the experimental short three-point line) and 13 vs. Miami in the 2013 championship game.
- It was the fourth time this season UNC made 13 or more three-pointers and the fourth time in the last five games the Tar Heels made 10 or



**Jae'Lyn Withers made seven 3FGs vs. Notre Dame, the all-time single-game ACC Tournament record by a Tar Heel. Carolina made 13 threes, its second-most ever in the ACC Tournament.**

more.

- Carolina improved to 9-1 this season when converting 40% or better from three (it was the seventh time in 10 games UNC shot 40% or better from three).
- The Tar Heels led for a season-high 39:36. It was the sixth time UNC didn't trail this season (at Hawai'i, SMU, at Syracuse, NC State, Virginia and Notre Dame).
- Carolina scored 43 first-half points, the eighth straight game UNC scored 42 or more points in the first half.
- Notre Dame's 56 points were the fewest by an opponent since UNC's 79-53 win over Cal on January 15.
- Withers, a Charlotte native, made seven three-pointers, a career high and the most ever by a Tar Heel in an ACC Tournament game. Jason Capel (vs. Clemson in 2001), Harrison Barnes (vs. Clemson in 2011) and P.J. Hairston (vs. Miami, 2013) made six.
- Withers scored a career-high 21 points. He scored 20 vs. Prairie View A&M and Notre Dame while playing for Louisville.
- Withers made 7 of 10 from three. The seven 3FGs were the most by a Tar Heel this season and his percentage (.700) was the highest by a Tar Heel this season.
- Withers made five 3FGs in the first half. He was the first to make five in a half since Cormac Ryan last season at Virginia.
- Lubin scored 17 points and grabbed 10 rebounds. It was his seventh consecutive game scoring in double figures (the longest streak in his career) and his second double-double in three games.
- Withers and Lubin combined for 38 points and 19 rebounds, the most points by Carolina's starters at the 4/5 positions this season (previous was 32 by Lubin and Seth Trimble vs. Pitt in Chapel Hill).
- Cadeau had a game-high 11 assists, the fifth time this season and sixth time in his career with 10 or more. His 11 assists were half of UNC's 22 assists on 28 field goals.
- Cadeau's 11 assists equaled the third most by a Tar Heel in an ACC Tournament game and were the most since Kendall Marshall had 12 vs.

Maryland in 2012.

- Carolina had assists on a season-best 78.6% of its field goals, surpassing the previous high of 72.7% at Virginia Tech two games ago.
- Davis made three 3FGs. It was the fifth consecutive game he made three or more (three vs. Florida State, Miami and Virginia Tech, four vs. Duke and three vs. Notre Dame).
- The win was Hubert Davis' 99th as head coach of the Tar Heels (99-43).
- Carolina has won each of the last five and 14 of the last 16 games vs. the Irish and improved to 32-9 all-time vs. Notre Dame.

**GAME 34: UNC 68, WAKE FOREST 59  
ACC QUARTERFINAL  
3/13/25 IN CHARLOTTE**

<b>UNC</b>	<b>FG:</b> 33.9%	<b>3FG:</b> 36.4%	<b>FT:</b> 81.5%
<b>WF</b>	<b>FG:</b> 33.9%	<b>3FG:</b> 9.1%	<b>FT:</b> 75.0%
<b>UNC</b>	<b>Rebounds:</b> 11-35-46	<b>A/TO:</b> 8/12	
<b>WF</b>	<b>Rebounds:</b> 10-28-38	<b>A/TO:</b> 6/10	

- The win was the 100th under Hubert Davis in his 143rd game as Carolina's head coach. He is the third fastest to 100 in UNC history and sixth fastest in ACC history. Roy Williams (129 games) and Frank McGuire (139) reached 100 wins in fewer games for the Tar Heels. Duke's Vic Bubas (128 games), Williams, Wake Forest's Skip Prosser (136), McGuire and Maryland's Lefty Driesell (142) are the only ACC coaches to win 100 in fewer games.
- Carolina held Wake Forest to 59 points, one game after allowing 56 in the win over Notre Dame. It was the first time UNC has held consecutive opponents below 60 points since a three-game stretch last season (57 by Pitt, 55 by Clemson and 54 by NC State).
- It was the first time the Tar Heels allowed fewer than 60 points in consecutive ACC Tournament games since the 2016 semifinals (47 by Notre Dame) and championship game (57 by Virginia) and the 2017 quarterfinals (53 by Miami).
- Carolina won despite shooting a season-low 33.9% from the floor (previous low was 39.0% against Georgia Tech).
- It was the lowest shooting percentage in a win since 2/24/2024, when the Tar Heels made 32.0% in beating Virginia in Charlottesville.
- Carolina missed 12 straight field goal attempts in the second half (went 10:40 in between made field goals). It was the first time UNC missed 12 in a row since the 2024 ACC championship game loss vs. NC State.
- Carolina shot 35.7% from the floor in the first half and 32.1% in the second. It was the first time UNC won when shooting under 40% in both halves since last year at Virginia.
- Carolina's 19 field goals were a season low and the fewest since it made 16 last year at Virginia.
- Carolina both led and trailed by double digits. The Deacons led 14-3 six and a half minutes into the game before Carolina rallied to take a 33-31 lead the break. The Tar Heels then built a 42-32 lead with 17:37 to play.
- It was the first time UNC trailed by 10 and led by 10 in the same game since the Tar Heels beat Michigan State in the 2024 NCAA second round in the Spectrum Center.
- It was the third time this season Carolina trailed by double digits and won (Dayton led by 21 and UCLA by 16).
- From the 12:46 mark of the second half until



**RJ Davis made five three-pointers in the win over Wake Forest in the ACC quarterfinals, including this one with 2:43 to play that gave Carolina a 61-57 lead.**

- Davis made his fifth 3FG of the game with 2:43 to play to give the Tar Heels a 61-57 lead, neither team led by more than two points. In fact, during that 10-minute stretch the margin was two points for just one stretch when Wake Forest led 56-54 from 6:12 until Withers made a go-ahead three with 4:35 remaining.
- The game featured 12 lead changes (fourth most in a game this season behind 17 at Notre Dame, 14 vs. Stanford and 13 at home vs. Pitt) and 12 ties (most since Jan. 25 when UNC and Boston College were tied 16 times).
- Carolina trailed for 17:57, the most in a win since UCLA led for 36:33 in UNC's win in New York on December 17.
- Once Davis hit the three with 2:43 to go, UNC led for at least four points the rest of the game.
- Tied at 57, Lubin gave UNC the lead it would not relinquish with a free throw with 3:14 to play. That free throw preceded Davis' three-pointer for the 61-57 lead.
- Carolina made 22 of 27 free throws, the ninth time this season it made 20 or more.
- Davis tied his season high with five three-pointers and led UNC with 23 points. He also made five threes against Campbell on December 29. It was the 10th time in his career he made five or more three-pointers.
- Davis was 5 for 6 from three. His percentage (.833) was a season best and the best in Hubert Davis' four seasons.
- Davis has made three or more three-pointers in six straight games and has connected on 21 threes in those six games.
- Davis went 8 for 8 from the free throw line, the eighth time in his career he made 8 for 8 or better from the line.
- Lubin scored 10 points (his eighth straight game in double figures), tied his career high with 13 rebounds and tied his career high with three blocks. He made back-to-back field goals for the Tar Heels in the final 2:00, the first on a lob from Cadeau and the second on an offensive rebound slam.
- Lubin's 13 rebounds were the most by a Tar Heel all season.
- It was the third Lubin's third double-double in four games (also at Virginia Tech and vs. Notre



**Seth Trimble scored a dozen second-half points as Carolina rallied from 24 points to within a point in its ACC semifinal loss to top-ranked Duke.**

Dame)

- Trimble also scored in double figures. He was 1 for 6 from the floor but 8 for 9 from the free throw line. It was the third time this season he made eight free throws in a game (8 for 9 vs. Georgia Tech and 8 for 8 at Kansas).
- Wake Forest made 2 for 22 from three-point range, missing its final 18 attempts. The Deacons' 3FG percentage of .091 was the lowest by an opponent this season by a team for both 10 or 20 attempts. The previous low for 20 or more attempts was .179 (5x28) by Alabama and Florida.
- Wake Forest's three-point percentage equaled the third-lowest ever by an opponent (min. 20 attempts) and was the lowest since Nicholls shot 9.1% on 12/19/2011.
- It was the first time the teams played in the ACC Tournament since 2000 and was UNC's first win over Wake Forest in the ACC Tournament since 1997.

**GAME 35: DUKE 74, UNC 71  
ACC SEMIFINAL  
3/14/25 IN CHARLOTTE**

<b>UNC</b>	<b>FG:</b> 39.1%	<b>3FG:</b> 33.3%	<b>FT:</b> 90.9%
<b>Duke</b>	<b>FG:</b> 56.4%	<b>3FG:</b> 47.4%	<b>FT:</b> 84.6%
<b>UNC</b>	<b>Rebounds:</b> 8-18-26	<b>A/TO:</b> 8/6	
<b>Duke</b>	<b>Rebounds:</b> 7-32-39	<b>A/TO:</b> 14/14	

- Carolina trailed by 21 at the half and by 24 early in the second, then outscored the Blue Devils, 43-20, over the next 16 and a half minutes to close within a point. UNC had the ball with less than five seconds to play but missed a free throw, committed a lane violation and missed a last-second three-pointer to fall by three points.
- Lubin led UNC with a season-high 20 points and had 10 rebounds. It was his third straight double-double and fourth in five games. He scored in double figures for the ninth consecutive game, a career best.
- Lubin became the fifth Tar Heel with three double-doubles in one ACC Tournament (joining Armando Bacot in 2024, John Henson in 2011, Mitch Kupchak in 1975 and Rusty Clark in

1968).

- Lubin led all players with six offensive rebounds and 10 boards overall. The six offensive rebounds tied the most by a Tar Heel all season.
- Cadeau had 15 points, five assists and only one turnover (fewest since January 18) and led UNC with a plus 15 (no other Tar Heel was better than plus 2).
- Cadeau played only nine minutes in the first half as Duke built a 45-24 lead due to three fouls.
- Trimble scored 12 of his 14 points in the second half, including seven of the Tar Heels' final 10 points. He made three steals, all in the second half, which led to eight UNC points.
- Carolina made a season-low three 3FGs and shot a season-worst 17.6% from three (3 for 17).
- Cadeau was the only Tar Heel to make a three-pointer. He tied his career best with three 3FGs and didn't miss from beyond the arc.
- The Tar Heels shot 35.5% from the floor in the first half and 59.3% in the second.
- The Blue Devils ended the first half on a 15-0 run, the largest run by an opponent since Duke went on a 16-0 run early in the opening half in Durham on February 1.

**GAME 36: UNC 95, SAN DIEGO STATE 68  
NCAA FIRST FOUR  
3/18/25 IN DAYTON, OHIO**

<b>UNC</b>	<b>FG:</b> 52.6%	<b>3FG:</b> 58.3%	<b>FT:</b> 87.5%
<b>SDSU</b>	<b>FG:</b> 39.7%	<b>3FG:</b> 29.6%	<b>FT:</b> 60.9%
<b>UNC</b>	<b>Rebounds:</b> 10-29-39	<b>A/TO:</b> 17/11	
<b>SDSU</b>	<b>Rebounds:</b> 9-19-28	<b>A/TO:</b> 11/11	

- It was Carolina's ninth win in its last 11 games.
- RJ Davis tied the all-time UNC record for three-pointers in an NCAA Tournament game with six. He became the fourth Tar Heel to make six in an NCAA Tournament game and the first since Caleb Love vs. UCLA in 2022.
- Davis was 6 for 6 from three-point range, setting a UNC record for highest percentage in an NCAA Tournament game. Hubert Davis was 5 for 5 vs. Eastern Michigan in 1991 in the Sweet 16.
- RJ Davis tied the UNC record for all games for most three-pointers made without a miss. Jason Capel also was 6 for 6 in the 2001 ACC Tournament quarterfinals vs. Clemson.
- Carolina became the first team in NCAA Tournament history to score 95 points and shoot 50% or better from the floor (52.6%), 50% from three (58.3%) and 85% from the free throw line (87.5%).
- It was the fifth time in UNC history and first time since 2011 at Boston College that UNC scored 95 points and shot 50/50/85 in a game.
- Carolina set a school record for three-pointers made in an NCAA Tournament game with 14. Six different Tar Heels made threes (six by RJ Davis, three by Ian Jackson, two by Jae'Lyn Withers and one each by Elliot Cadeau, Drake Powell and Dante Mayo Jr.).
- Carolina's previous high for 3FGs in an NCAA Tournament game was 13 vs. Marquette in the 2022 first round.
- UNC's 27-point victory was the second-largest win by a team in the First Four (which began in 2011). The previous high was a 31-point win by FGCU over Fairleigh Dickinson in 2016.
- Carolina led by as many as 40 points (82-42 with 7:30 to play). It was UNC's second-largest



**Elliot Cadeau had 12 assists, which equaled the second-most in an NCAA Tournament game by a Tar Heel, as the Tar Heels cruised to a 95-68 win over San Diego in the First Four.**

lead this season (beat American by 52 points on November 15).

- It was the second-straight year UNC won its first game in the NCAA Tournament by 25 or more points (beat Wagner 90-62 in the first round last season).
- Carolina improved to 8-2 under Hubert Davis in NCAA Tournament play.
- It was Carolina's 134th NCAA Tournament win, most ever by any school.
- Carolina shot 52.6% from the floor, its highest field goal percentage in an NCAA Tournament game since shooting 54.4% vs. Butler in 2017.
- San Diego State came into the game No. 1 in the nation in field goal percentage defense at 37.8% and No. 13 in defensive efficiency.
- Carolina scored the most points (previous 80 by Gonzaga), shot the highest from the floor (51.0% by UNLV), shot the highest from three (50.0% by UNLV) and had the most assists (16 by two teams) against the Aztecs all season.
- Carolina improved to 12-1 this season and 35-1 under Hubert Davis when it shot 50% from the floor.
- UNC made 14 of 24 from three for a season-high 58.3%. It was the fifth time UNC shot at least 50% from three this season (also wins over SMU, Virginia, Miami and Virginia Tech).
- Carolina's percentage from three (58.3%) was its highest ever on a minimum of 20 three-point attempts in NCAA Tournament play.
- It was Carolina's highest three-point percentage on a minimum of 20 attempts in any game since shooting 64% (11 of 17) at Wake Forest on 2/16/2019.
- Carolina made 10 or more threes for the 11th time this season (UNC improved to 10-1 when making 10 or more threes).
- Carolina improved to 10-1 when it shot 40% or better from three. It was the eighth time in the last 13 games Tar Heels shot 40% or better.
- The Tar Heels' free throw shooting (87.5% on 21 of 24 attempts) was their second-highest on a minimum of 20 attempts this season (90.3% on 31 attempts at Kansas).
- It was the 11th time UNC led by double digits at halftime this season and the second time the Tar Heels led by at least 20 points at the half



**RJ Davis was 6 for 6 from three-point range in the 95-68 NCAA First Four win over San Diego State. He tied the UNC record for threes in a game and set the program record for most threes without a miss in an NCAA Tournament game.**

(led NC State in Chapel Hill by 28).

- UNC shot 60.9% from the floor in the first half, its highest in a half in the NCAA Tournament since shooting 62.9% in the second half against Iona in the 2019 first round.
- San Diego State's 23 points were the second-fewest first-half points by an opponent this season (NC State had 20 on January 11).
- It was Carolina's highest first-half shooting percentage of the season and its highest first-half percentage since shooting 74.2% against Florida State on 2/12/2022.
- The Aztecs shot 26.7% from the floor in the first half, the lowest in a half by an NCAA Tournament opponent since St. Peter's shot 22.6% in the first half in the 2022 Elite Eight.
- For the game, SDSU shot 39.7% from the floor. Carolina improved to 11-0 this season and 45-4 in four seasons under Davis when it held an opponent under 40%.
- Carolina has won 16 in a row when holding an opponent below 40% from the floor.
- Carolina outrebounded the Aztecs, 39-28. It was the sixth time in the last 10 games UNC outrebounded an opponent by at least 10, and the Tar Heels won all six of those games.
- RJ Davis' 6 for 6 from three was the sixth time ever a Tar Heel shot 100% on at least five three-point attempts, the first since Joel Berry II was 5 for 5 vs. Duke on 3/4/2017.
- Davis (26 points) scored 25 or more points for the 19th time as a Tar Heel (UNC 14-5).
- It was the eighth time in 11 NCAA Tournament games Davis scored in double figures and the fourth time he scored 20 or more.
- Davis (2,710 points) joined UNC's Tyler Hansbrough and Duke's JJ Redick as the third player in ACC history to score 2,700 career points.
- Cadeau had 12 assists, which equaled the second most by a Tar Heel in an NCAA Tournament game. They were the most in an NCAA Tournament game since Davis had 12 in the first round against Marquette in 2022.
- It was Cadeau's sixth game this season with at least 10 assists (UNC 5-1).
- Cadeau had three steals. This was the first

time a Tar Heel ever had 12 assists and three steals in an NCAA Tournament game.

- Trimble scored 16 points, the 24th time this season he has scored in double figures (UNC 16-8). He scored 10 of his 16 in the first half.
- Lubin scored 12 points, his 10th consecutive double-figure game. It is the longest double-figure scoring streak of his career.
- Lubin was a career-best 8 for 8 from the free throw line. He was 7 for 7 from the line against Florida last season while playing for Vanderbilt.

**GAME 37: OLE MISS 71, UNC 64  
NCAA SOUTH REGION FIRST ROUND  
3/21/25 IN MILWAUKEE**

<b>UNC</b>	<b>FG:</b> 38.1%	<b>3FG:</b> 20.8%	<b>FT:</b> 68.8%
<b>Ole Miss</b>	<b>FG:</b> 44.4%	<b>3FG:</b> 40.0%	<b>FT:</b> 65.2%
<b>UNC</b>	<b>Rebounds:</b> 9-25-34	<b>A/TO:</b> 17/9	
<b>Ole Miss</b>	<b>Rebounds:</b> 9-31-40	<b>A/TO:</b> 13/14	

- The 64 points were the Tar Heels' second-lowest total of the season and the fewest since beating NC State, 63-61, on January 11.
- Ole Miss' 71 points were the second fewest by an opponent when defeating UNC this season (Wake Forest beat UNC, 67-66, on January 21).
- Carolina is 134-51 all-time in the NCAA Tournament, including 8-3 Hubert Davis.
- The Tar Heels are 33-3 in the round of 64 (other losses were 2021 and 1999).
- It was the first time UNC was the lower-seeded team in the round of 64 (NCAA Tournament expanded to 64 teams in 1985).
- UNC played in the state of Wisconsin for the fourth time ever and the first since 1/19/1986, when it beat Marquette in the Mecca Arena. UNC is 1-3 all-time in Wisconsin.
- Carolina played Ole Miss for the third time ever and the first time since a 38-23 victory on 3/1/1926. UNC is 1-2 all-time against the Rebels. The previous two games were played in Atlanta in the Southern Conference Tournament.
- Ole Miss led 44-26 at the half. The 18-point deficit was Carolina's second-largest NCAA Tournament halftime deficit ever. The largest was 19 against Houston in the 1967 third-place game in the Final Four.
- Carolina was 5 for 24 from three-point range (20.8%). The Tar Heels lost for the ninth in the 11 games this season when they shot under 30% from three.
- The Tar Heels finished the season shooting 40.6% from three in their 23 wins and 27.4% (86 for 314) in the 14 losses.
- Carolina's three-point shooting was its lowest in an NCAA Tournament game since 2018 vs. Texas A&M, when UNC went 6 for 31 for 19.4%.
- Carolina shot 38.1% from the floor. The Tar Heels were 2-2 this season when shooting under 40% (wins over Georgia Tech and Wake Forest, losses to Duke in Chapel Hill and Ole Miss).
- Davis led Carolina with 15 points. He scored in double figures for an ACC-record 140th time as a Tar Heel and 34th time this season.
- Lubin (14 points) was the only other Tar Heel to score in double figures. It was his 11th straight double-figure game and 16th time this season he scored in double figures.
- Lubin was 6 for 7 from the floor but was limited to 16 minutes, his fewest since the Boston College game on January 25, due to foul trouble.
- Lubin finished the season 134 for 196 from the floor. His percentage of .684 was the second highest single-season percentage by a Tar Heel



**Ven-Allen Lubin (14 points) was one of only two Tar Heels in double figures in the season-ending loss to Ole Miss in the NCAA Tournament.**

with 100 or made field goals in a season (Brendan Haywood .697 in 1999-2000).

- Cadeau had eight assists and tied his career high with four steals.
- It was only the second time UNC lost this season when Cadeau had eight or more assists (7-2).
- Cadeau finished the season with 231 assists, most since Kendall Marshall set the UNC single-season record with 351 in 2011-12.
- Cadeau averaged 6.2 assists this season, the highest average by a Tar Heel since Marshall averaged 9.8 in 2011-12 (also as a sophomore).
- Withers sprained his right ankle with 16:02 to play and was unable to return.
- Washington scored eight points (most since he had 10 at Florida State on February 24) and eight rebounds (most since he had 12 at NC State on January 11).
- Powell had a season-high four assists.
- It was the second time all season Carolina lost when scoring more second-chance points, points off turnovers, paint points, fastbreak points and bench points (the other was Alabama on December 4).



# 2024-25 GAME-BY-GAME TEAM STATS



	PTS	FG	FG%	1st	2nd	3FG	3FG%	FT	FT%	O-D-REB	PF	A	TO	B	ST	OT FG%
Carolina, W	90	32-80	.400	.391	.412	13-32	.406	13-16	.813	18-25-43	13	22	6	7	11	
Elon	76	26-61	.426	.371	.500	13-29	.448	11-14	.786	10-30-40	12	11	16	5	4	
<b>Carolina, L</b>	<b>89</b>	<b>27-63</b>	<b>.429</b>	<b>.355</b>	<b>.500</b>	<b>7-23</b>	<b>.304</b>	<b>28-31</b>	<b>.903</b>	<b>10-30-40</b>	<b>21</b>	<b>13</b>	<b>11</b>	<b>5</b>	<b>2</b>	
<b>at Kansas</b>	<b>92</b>	<b>37-76</b>	<b>.487</b>	<b>.595</b>	<b>.385</b>	<b>6-21</b>	<b>.286</b>	<b>12-17</b>	<b>.706</b>	<b>12-27-39</b>	<b>21</b>	<b>18</b>	<b>4</b>	<b>4</b>	<b>3</b>	
Carolina, W	107	36-61	.590	.538	.629	7-22	.318	28-34	.824	10-36-46	15	16	9	4	8	
American	55	19-61	.311	.519	.147	7-31	.226	10-11	.909	7-16-23	23	6	13	1	3	
<b>Carolina, W</b>	<b>87</b>	<b>28-54</b>	<b>.519</b>	<b>.464</b>	<b>.577</b>	<b>5-15</b>	<b>.333</b>	<b>26-34</b>	<b>.765</b>	<b>5-22-27</b>	<b>23</b>	<b>16</b>	<b>5</b>	<b>3</b>	<b>8</b>	
<b>at Hawai'i</b>	<b>69</b>	<b>22-57</b>	<b>.386</b>	<b>.364</b>	<b>.417</b>	<b>8-23</b>	<b>.348</b>	<b>17-24</b>	<b>.708</b>	<b>15-25-40</b>	<b>20</b>	<b>11</b>	<b>13</b>	<b>3</b>	<b>1</b>	
Carolina, W	92	28-54	.519	.409	.594	9-23	.391	27-34	.794	8-29-37	20	11	15	4	6	
vs. Dayton	90	32-74	.432	.514	.351	14-32	.438	12-15	.800	13-22-35	27	19	10	1	6	
<b>Carolina, L</b>	<b>72</b>	<b>27-62</b>	<b>.435</b>	<b>.433</b>	<b>.438</b>	<b>6-16</b>	<b>.375</b>	<b>12-19</b>	<b>.632</b>	<b>7-29-36</b>	<b>16</b>	<b>7</b>	<b>10</b>	<b>2</b>	<b>3</b>	
<b>vs. Auburn</b>	<b>85</b>	<b>30-69</b>	<b>.435</b>	<b>.432</b>	<b>.438</b>	<b>11-30</b>	<b>.367</b>	<b>14-17</b>	<b>.824</b>	<b>11-31-42</b>	<b>22</b>	<b>15</b>	<b>8</b>	<b>7</b>	<b>7</b>	
Carolina, L (ot)	91	32-64	.500	.519	.552	11-23	.478	16-21	.762	5-24-29	23	17	11	4	8	.250
vs. Michigan State	94	33-61	.541	.552	.500	4-16	.250	24-31	.774	8-29-37	19	16	12	4	7	.750
<b>Carolina, L</b>	<b>79</b>	<b>32-78</b>	<b>.410</b>	<b>.361</b>	<b>.452</b>	<b>5-28</b>	<b>.179</b>	<b>10-16</b>	<b>.625</b>	<b>15-27-42</b>	<b>14</b>	<b>12</b>	<b>13</b>	<b>2</b>	<b>10</b>	
<b>Alabama</b>	<b>94</b>	<b>35-71</b>	<b>.493</b>	<b>.459</b>	<b>.529</b>	<b>12-33</b>	<b>.364</b>	<b>12-13</b>	<b>.923</b>	<b>8-32-40</b>	<b>16</b>	<b>18</b>	<b>14</b>	<b>5</b>	<b>8</b>	
Carolina, W	68	23-59	.390	.444	.344	5-24	.208	17-21	.810	13-35-48	18	10	18	2	11	
Georgia Tech	65	20-64	.313	.343	.276	8-27	.296	17-24	.708	11-26-37	20	8	14	4	5	
<b>Carolina, W</b>	<b>93</b>	<b>36-67</b>	<b>.537</b>	<b>.500</b>	<b>.576</b>	<b>10-31</b>	<b>.323</b>	<b>11-23</b>	<b>.478</b>	<b>12-35-47</b>	<b>16</b>	<b>22</b>	<b>11</b>	<b>6</b>	<b>8</b>	
<b>La Salle</b>	<b>67</b>	<b>26-73</b>	<b>.356</b>	<b>.323</b>	<b>.381</b>	<b>10-29</b>	<b>.345</b>	<b>5-11</b>	<b>.455</b>	<b>14-22-36</b>	<b>16</b>	<b>15</b>	<b>12</b>	<b>0</b>	<b>7</b>	
Carolina, L	84	33-72	.458	.297	.629	5-28	.179	13-19	.684	13-23-36	23	10	10	2	11	
vs. Florida	90	30-65	.462	.529	.387	11-32	.344	19-27	.704	16-30-46	20	14	17	3	7	
<b>Carolina, W</b>	<b>76</b>	<b>22-47</b>	<b>.468</b>	<b>.375</b>	<b>.565</b>	<b>8-23</b>	<b>.348</b>	<b>24-35</b>	<b>.686</b>	<b>9-25-34</b>	<b>22</b>	<b>11</b>	<b>18</b>	<b>4</b>	<b>4</b>	
<b>vs. UCLA</b>	<b>74</b>	<b>26-53</b>	<b>.491</b>	<b>.533</b>	<b>.435</b>	<b>9-18</b>	<b>.500</b>	<b>13-22</b>	<b>.591</b>	<b>7-21-28</b>	<b>25</b>	<b>17</b>	<b>15</b>	<b>1</b>	<b>10</b>	
Carolina, W	97	36-63	.571	.516	.625	10-28	.357	15-20	.750	8-29-37	18	20	7	3	3	
Campbell	81	28-63	.444	.314	.607	10-25	.400	15-20	.750	9-16-25	18	15	7	2	2	
<b>Carolina, L</b>	<b>70</b>	<b>24-60</b>	<b>.400</b>	<b>.324</b>	<b>.500</b>	<b>4-16</b>	<b>.250</b>	<b>18-23</b>	<b>.783</b>	<b>7-30-37</b>	<b>29</b>	<b>11</b>	<b>11</b>	<b>3</b>	<b>4</b>	
<b>at Louisville</b>	<b>83</b>	<b>26-58</b>	<b>.448</b>	<b>.400</b>	<b>.500</b>	<b>6-26</b>	<b>.231</b>	<b>25-39</b>	<b>.641</b>	<b>10-33-43</b>	<b>20</b>	<b>14</b>	<b>7</b>	<b>4</b>	<b>4</b>	
Carolina, W	74	27-51	.529	.481	.583	6-21	.286	14-18	.778	5-25-30	19	14	13	8	4	
at Notre Dame	73	25-57	.439	.406	.480	7-23	.304	16-21	.762	12-20-32	15	7	13	0	10	
<b>Carolina, W</b>	<b>82</b>	<b>27-57</b>	<b>.474</b>	<b>.419</b>	<b>.538</b>	<b>11-22</b>	<b>.500</b>	<b>17-24</b>	<b>.708</b>	<b>7-32-39</b>	<b>18</b>	<b>17</b>	<b>14</b>	<b>7</b>	<b>8</b>	
<b>SMU</b>	<b>67</b>	<b>23-69</b>	<b>.333</b>	<b>.250</b>	<b>.405</b>	<b>4-18</b>	<b>.222</b>	<b>17-21</b>	<b>.810</b>	<b>15-26-41</b>	<b>16</b>	<b>7</b>	<b>11</b>	<b>4</b>	<b>11</b>	
Carolina, W	63	26-60	.433	.387	.483	7-19	.368	4-8	.500	13-27-40	10	17	12	5	5	
at NC State	61	24-65	.369	.225	.600	3-19	.158	10-12	.833	16-22-38	10	7	9	6	8	
<b>Carolina, W</b>	<b>79</b>	<b>31-65</b>	<b>.477</b>	<b>.567</b>	<b>.400</b>	<b>5-14</b>	<b>.357</b>	<b>12-13</b>	<b>.923</b>	<b>11-34-45</b>	<b>10</b>	<b>9</b>	<b>10</b>	<b>4</b>	<b>7</b>	
<b>Cal</b>	<b>53</b>	<b>24-69</b>	<b>.348</b>	<b>.382</b>	<b>.314</b>	<b>3-25</b>	<b>.120</b>	<b>2-5</b>	<b>.400</b>	<b>11-22-33</b>	<b>9</b>	<b>12</b>	<b>13</b>	<b>3</b>	<b>7</b>	
Carolina, L	71	23-54	.426	.448	.400	5-18	.278	20-24	.833	5-26-31	15	14	5	2	3	
Stanford	72	26-60	.433	.448	.419	7-22	.318	13-14	.929	7-25-32	17	15	8	7	3	
<b>Carolina, L</b>	<b>66</b>	<b>26-65</b>	<b>.400</b>	<b>.355</b>	<b>.441</b>	<b>8-32</b>	<b>.250</b>	<b>6-10</b>	<b>.600</b>	<b>8-25-33</b>	<b>23</b>	<b>18</b>	<b>12</b>	<b>3</b>	<b>8</b>	
<b>at Wake Forest</b>	<b>67</b>	<b>22-55</b>	<b>.400</b>	<b>.296</b>	<b>.500</b>	<b>2-15</b>	<b>.133</b>	<b>21-27</b>	<b>.778</b>	<b>10-31-41</b>	<b>17</b>	<b>7</b>	<b>14</b>	<b>7</b>	<b>4</b>	
Carolina, W (ot)	102	35-63	.556	.581	.464	6-16	.375	26-33	.788	12-24-36	13	16	8	2	4	1.000
Boston College	96	36-66	.545	.552	.567	14-24	.583	10-14	.714	6-17-23	22	20	9	6	6	.429
<b>Carolina, L</b>	<b>65</b>	<b>26-59</b>	<b>.441</b>	<b>.567</b>	<b>.310</b>	<b>7-24</b>	<b>.292</b>	<b>6-9</b>	<b>.667</b>	<b>10-28-38</b>	<b>19</b>	<b>15</b>	<b>14</b>	<b>2</b>	<b>3</b>	
<b>at Pitt</b>	<b>73</b>	<b>24-55</b>	<b>.436</b>	<b>.516</b>	<b>.333</b>	<b>9-26</b>	<b>.346</b>	<b>16-20</b>	<b>.800</b>	<b>6-22-28</b>	<b>11</b>	<b>12</b>	<b>6</b>	<b>9</b>	<b>8</b>	
Carolina, L	70	26-55	.473	.296	.643	7-19	.368	11-14	.786	12-19-31	15	11	14	6	4	
at Duke	87	28-53	.528	.556	.500	10-20	.500	21-25	.840	7-19-26	13	20	8	3	10	
<b>Carolina, W</b>	<b>67</b>	<b>26-54</b>	<b>.481</b>	<b>.483</b>	<b>.480</b>	<b>7-15</b>	<b>.467</b>	<b>8-15</b>	<b>.533</b>	<b>5-22-27</b>	<b>16</b>	<b>15</b>	<b>6</b>	<b>4</b>	<b>4</b>	
<b>Pitt</b>	<b>66</b>	<b>22-52</b>	<b>.423</b>	<b>.458</b>	<b>.393</b>	<b>8-17</b>	<b>.471</b>	<b>14-18</b>	<b>.778</b>	<b>6-27-33</b>	<b>17</b>	<b>13</b>	<b>9</b>	<b>4</b>	<b>5</b>	
Carolina, L	65	28-62	.452	.500	.406	4-19	.211	5-11	.455	10-18-28	14	13	13	5	8	
at Clemson	85	32-64	.500	.563	.438	12-25	.480	9-12	.750	15-26-41	12	17	15	9	8	
<b>Carolina, W</b>	<b>88</b>	<b>30-61</b>	<b>.492</b>	<b>.457</b>	<b>.538</b>	<b>13-28</b>	<b>.464</b>	<b>15-23</b>	<b>.652</b>	<b>13-23-36</b>	<b>19</b>	<b>16</b>	<b>9</b>	<b>8</b>	<b>5</b>	
<b>at Syracuse</b>	<b>82</b>	<b>29-66</b>	<b>.439</b>	<b>.400</b>	<b>.484</b>	<b>4-13</b>	<b>.308</b>	<b>20-22</b>	<b>.909</b>	<b>15-25-40</b>	<b>16</b>	<b>15</b>	<b>10</b>	<b>2</b>	<b>3</b>	
Carolina, W	97	35-61	.574	.556	.600	8-20	.400	19-24	.792	14-26-40	13	17	11	1	5	
NC State	73	27-59	.458	.357	.548	8-24	.333	11-16	.688	7-14-21	19	6	10	4	6	
<b>Carolina, W</b>	<b>81</b>	<b>27-65</b>	<b>.482</b>	<b>.560</b>	<b>.419</b>	<b>9-16</b>	<b>.563</b>	<b>18-22</b>	<b>.818</b>	<b>11-24-35</b>	<b>12</b>	<b>13</b>	<b>10</b>	<b>1</b>	<b>4</b>	
<b>Virginia</b>	<b>66</b>	<b>24-53</b>	<b>.453</b>	<b>.500</b>	<b>.414</b>	<b>6-22</b>	<b>.273</b>	<b>12-13</b>	<b>.923</b>	<b>3-18-21</b>	<b>19</b>	<b>11</b>	<b>9</b>	<b>3</b>	<b>9</b>	
Carolina, W	96	32-58	.552	.548	.556	10-26	.385	22-31	.710	13-22-35	18	18	8	1	2	
at Florida State	85	27-50	.540	.625	.462	10-20	.500	21-28	.750	4-17-21	25	16	7	3	2	
<b>Carolina, W</b>	<b>92</b>	<b>33-56</b>	<b>.589</b>	<b>.516</b>	<b>.680</b>	<b>10-18</b>	<b>.556</b>	<b>16-24</b>	<b>.667</b>	<b>10-28-38</b>	<b>7</b>	<b>17</b>	<b>12</b>	<b>3</b>	<b>1</b>	
<b>Miami</b>	<b>73</b>	<b>29-68</b>	<b>.426</b>	<b>.419</b>	<b>.432</b>	<b>9-30</b>	<b>.300</b>	<b>6-7</b>	<b>.857</b>	<b>11-15-26</b>	<b>15</b>	<b>11</b>	<b>10</b>	<b>5</b>	<b>9</b>	
Carolina, W	91	33-56	.589	.548	.640	15-28	.536	10-12	.833	7-31-38	13	24	13	2	10	
at Virginia Tech	59	22-58	.379	.385	.375	7-21	.333	8-15	.533	10-17-27	11	10	12	3	6	
<b>Carolina, L</b>	<b>69</b>	<b>25-64</b>	<b>.391</b>	<b>.467</b>	<b>.324</b>	<b>9-27</b>	<b>.333</b>	<b>10-11</b>	<b>.909</b>	<b>8-18-26</b>	<b>11</b>	<b>8</b>	<b>6</b>	<b>2</b>	<b>9</b>	
<b>Duke</b>	<b>82</b>	<b>31-55</b>	<b>.564</b>	<b>.519</b>	<b>.607</b>	<b>9-19</b>	<b>.474</b>	<b>11-13</b>	<b>.846</b>	<b>7-32-39</b>	<b>14</b>	<b>14</b>	<b>14</b>	<b>5</b>	<b>5</b>	
Carolina, W (ACC)	76	28-58	.483	.467	.500	13-28	.464	7-12	.583	8-34-42	17	22	8	4	3	
vs. Notre Dame	56	20-62	.323	.294	.357	6-20	.300	10-17	.588	10-24-34	10	6	6	3	7	
<b>Carolina, W</b>	<b>68</b>	<b>19-56</b>	<b>.339</b>	<b>.357</b>	<b>.333</b>	<b>8-22</b>	<b>.364</b>	<b>22-27</b>	<b>.815</b>	<b>11-35-46</b>	<b>18</b>	<b>8</b>	<b>12</b>	<b>5</b>	<b>4</b>	
<b>vs. Wake Forest</b>	<b>59</b>	<b>21-62</b>	<b>.339</b>	<b>.364</b>	<b>.310</b>	<b>2-22</b>	<b>.091</b>	<b>15-20</b>	<b>.750</b>	<b>10-28-38</b>	<b>18</b>	<b>6</b>	<b>10</b>	<b>6</b>	<b>6</b>	
Carolina, L	71	26-55	.473	.357	.593	3-17	.176	16-24	.667	10-21-31	18	13	12	4	8	
vs. Duke	74	27-55	.491	.500	.480	5-22	.227	15-22	.682	10-24-34	20	13	13	3	8	
<b>Carolina, W (NCAA)</b>	<b>95</b>	<b>30-57</b>	<b>.526</b>	<b>.609</b>	<b>.471</b>	<b>14-24</b>	<b>.583</b>	<b>21-24</b>	<b>.875</b>	<b>10-29-39</b>	<b>19</b>	<b>17</b>	<b>11</b>	<b>2</b>	<b>6</b>	



# 2024-25 SINGLE-GAME HIGHS/LOWS



<b>CAROLINA</b>	<b>High</b>	<b>Low</b>
Field Goals	36 vs. American, La Salle, Campbell	19 vs. Wake Forest (ACC)
Field Goal Attempts	80 vs. Elon	47 vs. UCLA
FG Percentage	.590 vs. American (36x61)	.339 vs. Wake Forest (ACC) (19x56)
FG Percentage in First Half	.609 (14x23) vs. San Diego State	.296 at Duke (8x27)
FG Percentage in Second Half	.680 vs. Miami (17x25)	.321 vs. Wake Forest (ACC) (9x28)
FG Percentage in Overtime	1.000 vs. Boston College (4x4)	.250 vs. Michigan State (2x8)
3-Point Field Goals	15 at Virginia Tech	3 vs. Duke (ACC)
3-Point Attempts	32 vs. Elon, at Wake Forest	14 vs. Cal
3-Point Percentage (min. 10 att.)	.583 vs. San Diego State (14x24)	.176 vs. Duke (ACC) (3x17)
3-Point Percentage (min. 20 att.)	.583 vs. San Diego State (14x24)	.179 vs. Alabama (5x28), Florida (5x28)
Free Throws Made	28 at Kansas, vs. American	4 at NC State
Free Throw Attempts	35 vs. UCLA	8 at NC State
FT Pct. (min. 10 att.)	.923 vs. Cal (12x13)	.455 at Clemson (5x11)
FT Pct. (min. 20 att.)	.903 at Kansas (28x31)	.478 vs. La Salle (11x23)
Offensive Rebounds	18 vs. Elon	5 five times (latest vs. Pitt (H))
Defensive Rebounds	36 vs. American	18 at Clemson, vs. Duke (H)
Total Rebounds	48 vs. Georgia Tech	26 vs. Duke (H)
Rebound Margin	+23 vs. American (46-23)	-13 at Hawai'i (27-40), at Clemson (28-41), vs. Duke (H) (26-39)
Assists	24 at Virginia Tech	7 vs. Auburn
Turnovers	18 vs. Georgia Tech, UCLA	5 at Hawai'i, vs. Stanford
Blocked Shots	8 at Notre Dame, at Syracuse	1 vs. NC State (H), Virginia, at Florida State
Steals	11 vs. Elon, Georgia Tech, Florida	1 vs. Miami
Points	107 vs. American	63 at NC State
Points in a First Half	54 vs. NC State (H)	24 vs. Duke (ACC)
Points in a Second Half	64 vs. American	21 at Pitt
Points in Overtime	13 vs. Boston College	9 vs. Michigan State
Scoring Margin	+52 vs. American (107-55)	-20 at Clemson (65-85)
<b>OPPONENTS</b>	<b>High</b>	<b>Low</b>
Field Goals	37 at Kansas	19 by American
Field Goal Attempts	76 at Kansas	50 at Florida State
FG Percentage	.564 by Duke (H) (31x55)	.311 by American (19x61)
FG Percentage in First Half	.625 at Florida State (27x50)	.225 at NC State (9x40)
FG Percentage in Second Half	.607 by Campbell (17x28), by Duke (H) (17x28)	.147 by American (5x34)
FG Percentage in Overtime	.750 by Michigan State (3x4)	.429 by Boston College (3x7)
3-Point Field Goals	14 by Dayton, Boston College	2 at Wake Forest, by Wake Forest (ACC)
3-Point Attempts	33 by Alabama	13 at Syracuse
3-Point Percentage (min. 10 att.)	.500 by UCLA (9x18)	.091 (2x22) by Wake Forest (ACC)
3-Point Percentage (min. 20 att.)	.500 vs. SMU (11x22)	.091 (2x22) by Wake Forest (ACC)
Free Throws Made	25 at Louisville	2 by Cal
Free Throw Attempts	39 at Louisville	5 by Cal
FT Pct. (min. 10 att.)	.929 by Stanford (13x14)	.455 by La Salle (5x11)
FT Pct. (min. 20 att.)	.909 at Syracuse (20x22)	.591 by UCLA (13x22)
Offensive Rebounds	16 by Florida, at NC State	3 by Virginia
Defensive Rebounds	33 at Louisville	14 by NC State (H)
Total Rebounds	46 by Florida	21 by NC State (H), Virginia, at Florida State
Assists	20 by Boston College, at Duke	6 by American, NC State (H), Notre Dame (ACC), by Wake Forest (ACC)
Turnovers	17 by Florida	4 at Kansas
Blocked Shots	9 at Pitt, at Clemson	0 by La Salle, at Notre Dame
Steals	11 by SMU	1 at Hawai'i
Points	96 by Boston College	53 by Cal
Points in a First Half	53 at Kansas	20 at NC State
Points in a Second Half	52 by Campbell	21 by American
Points in Overtime	12 by Michigan State	7 by Boston College
<b>INDIVIDUAL BESTS</b>	<b>CAROLINA</b>	<b>OPPONENTS</b>
Points	30 by RJ Davis vs. Dayton	32 by Colby Duggan, Campbell
Field Goals	11 by Ian Jackson at Notre Dame	12 by Matthew Cleveland, Miami
Field Goal Attempts	24 by RJ Davis vs. Alabama	24 by Maxime Raynaud, Stanford
Field Goal Percentage (min. 10 att.)	.900 by Ven-Allen Lubin vs. Miami (9x10)	.800 by Will Richard, Florida (8x10)
3-Point Field Goals	7 by Jae'Lyn Withers vs. Notre Dame (ACC)	5 by six players
3-Field Goal Attempts	11 by RJ Davis vs. Elon, Alabama, Florida	13 by Lance Terry, Georgia Tech
3-Point Field Goal Pct (min. 5 made)	1.000 by RJ Davis vs. San Diego State (6x6)	.833 by Tyler Bilodeau, UCLA (5x6)
Free Throws Made	10 by RJ Davis vs. Dayton	16 by Chucky Hepburn at Louisville
Free Throw Attempts	11 by RJ Davis at Kansas, vs. Dayton 11 by Ian Jackson at Louisville	20 by Chucky Hepburn at Louisville
Free Throw Percentage (min. 5 made)	1.000 by Seth Trimble at Kansas (8x8) 1.000 by RJ Davis vs. Boston College (8x8) 1.000 by RJ Davis vs. NC State (H) (8x8) 1.000 by RJ Davis vs. Wake Forest (ACC) (8x8) 1.000 by Ven-Allen Lubin vs. San Diego State(8x8)	1.000 by JJ Starling at Syracuse (10x10)
Offensive Rebounds	6 by Jalen Washington at NC State 6 by Ven-Allen Lubin vs. Duke (ACC)	7 by Ben Middlebrooks at NC State
Defensive Rebounds	10 by Drake Powell vs. American 10 by Jae'Lyn Withers vs. San Diego State	13 by Johni Broome, Auburn
Total Rebounds	13 by Ven-Allen Lubin vs. Wake Forest (ACC)	19 by Johni Broome, Auburn
Assists	13 by Elliot Cadeau at Wake Forest	7 by eight players
Turnovers	7 by Elliot Cadeau vs. Georgia Tech	5 by seven players
Blocked Shots	5 by Jalen Washington at Notre Dame	5 by Zack Austin at Pitt; Viktor Lakhin at Clemson
Steals	4 by Elliot Cadeau vs. American 4 by Seth Trimble vs. Michigan State, Georgia Tech 4 by RJ Davis vs. Alabama, Florida	4 by Jaeden Zackery at Clemson 4 by Tyler Johnson at Virginia Tech
Minutes Played in 40-Minute Game	39:02 by RJ Davis at Pitt	40:00 by Cameron Hildreth at Wake Forest; Hunter Sallis, Wake Forest (ACC)
Minutes Played in an Overtime Game	42:44 by Seth Trimble vs. Boston College	42:45 by Donald Hand Jr., Boston College



# HUBERT DAVIS ERA HIGHS & LOWS



CAROLINA	High	Low
Field Goals	41 vs. Charleston Southern (12/29/23)	16 vs. Boston College (H) (1/26/22), at Virginia (2/24/24)
Field Goal Attempts	91 vs. Alabama (11/27/22, 4 OT)	47 vs. UCLA (12/21/24)
FG Percentage	.603 vs. Charleston (35x58) (11/11/22)	.291 vs. Boston College (H) (16x55) (1/26/22)
FG Percentage in First Half	.742 vs. Florida State (23x31) (2/12/22)	.185 at Notre Dame (5x27) (2/22/23)
FG Percentage in Second Half	.714 vs. Charleston (20x28) (11/11/22)	.250 vs. Alabama (10x40) (3/28/24)
3-Point Field Goals	15 vs. NC State (1/29/22), vs. The Citadel (12/13/22) vs. Clemson (2/11/23), at Virginia Tech (3/4/25)	1 vs. Kentucky (12/18/21)
3-Point Attempts	36 vs. Syracuse (UNC record) (2/28/22)	10 vs. UNCW (11/7/22)
3-Point Percentage (min. 10 att.)	.588 at Georgia Tech (10x17) (12/5/21)	.077 vs. Kentucky (1x13) (12/18/21)
Free Throws Made	36 vs. NC State (1/21/23)	2 vs. Michigan (12/1/21), at Duke (2/4/23)
Free Throw Attempts	39 vs. NC State (1/21/23)	3 vs. Michigan (12/1/21), at Duke (2/4/23)
FT Pct. (min. 10 att.)	.923 vs. NC State (36x39) (1/21/23) .923 vs. Cal (12x13) (1/15/25)	.478 vs. La Salle (11x23) (12/14/24)
Offensive Rebounds	24 vs. Kansas (4/4/22)	3 vs. Virginia (H) (2x25/23)
Defensive Rebounds	42 at Charleston (11/16/21)	18 vs. Duke (H) (2/5/22), Pitt (2/16/22), at Syracuse (2/13/24)
Total Rebounds	55 vs. Kansas (4/4/22)	24 vs. Duke (H) (2/5/22)
Rebound Margin	+26 (48-22) vs. Florida State (ACC)	-18 vs. Kentucky (26-44) (12/18/21)
Assists	29 vs. Marquette (3/17/22)	4 vs. UNCW (11/7/22)
Turnovers	21 vs. Baylor (3/19/22)	5 five times, latest 1/18/25 vs. Stanford
Blocked Shots	10 vs. Alabama (11/27/22, 4 OT), at Virginia (2/24/24)	0 vs. Arkansas (11/24/23), at Georgia Tech (1/30/24)
Steals	13 vs. Syracuse (1/13/24)	1 four times, latest vs. Virginia (H) (2/25/23)
Points	107 vs. American (11/15/24)	54 at Virginia (2/24/24)
Points in a First Half	62 vs. Florida State (2/12/22)	19 at Notre Dame (2/22/23)
Points in a Second Half	64 vs. American (11/15/24)	25 vs. Boston College (1/26/22), at Duke (2/4/23)
Points in Overtime	24 vs. Alabama (11/27/22, 4 OT, 4-8-7-5)	9 vs. Michigan State (11/27/24)
Scoring Margin	+52 vs. American (107-55)	-29 vs. Kentucky (69-98) (12/18/21)
<b>OPPONENTS</b>	<b>High</b>	<b>Low</b>
Field Goals	39 by Kentucky (12/18/21)	16 at Virginia (2/24/24)
Field Goal Attempts	90 by Alabama (11/27/22, 4 OT)	47 by Pittsburgh (2/16/22)
FG Percentage	.625 at Syracuse (2/13/24)	.265 by UNC Asheville (18x68) (11/23/21)
FG Percentage in First Half	.630 at Syracuse (2/13/24)	.167 at Boston College (6x36) (1/2/22)
FG Percentage in Second Half	.667 by Kentucky (24x36) (12/18/21)	.167 at Virginia (5x30) (2/24/24)
3-Point Field Goals	16 by Alabama (11/27/22, 4 OT)	.147 by American (5x34) (11/15/24)
3-Point Attempts	38 by Alabama (11/27/22, 4 OT)	0 by Boston College (1/17/23)
3-Point Percentage (min. 10 attempts)	.588 by Pittsburgh (10x17) (2/16/22)	6 by Boston College (1/17/23)
Free Throws Made	33 at Wake Forest (2/7/23)	.056 at Clemson (1x18) (1/6/24)
Free Throw Attempts	42 at Wake Forest (2/7/23)	1 by The Citadel (12/13/22)
FT Pct. (min. 10 att.)	1.000 by NC State (12x12) (1/21/23)	3 by Furman (12/14/21), at Syracuse (1/24/23)
Offensive Rebounds	21 by Alabama (11/27/22, 4 OT)	.455 at Florida State (5x11) (1/27/24)
Defensive Rebounds	37 by Alabama (11/27/22, 4 OT)	1 by Georgia Tech (12/10/22)
Total Rebounds	58 by Alabama (11/27/22, 4 OT)	14 by UNC Asheville (11/23/21), NC State (2/19/25)
Assists	28 by Tennessee (11/21/21)	21 at Georgia Tech (12/5/21), NC State (2/19/25)
Turnovers	22 by Alabama (11/27/22, 4 OT)	Virginia (2/19/25), at Florida State (2/24/25)
Blocked Shots	11 at Duke (2/4/23)	3 by UNCW (11/7/22), Wake Forest (1/22/24)
Steals	12 at Charleston (11/16/21)	2 at NC State (2/19/23)
Points	103 by Alabama (11/27/22, 4 OT)	0 four times
Points in a First Half	53 at Kansas (11/8/24)	1 by Charleston Southern (12/29/23), at Hawaii (11/22/24)
Points in a Second Half	58 by Kentucky (12/18/21)	43 by Virginia (ACC) (3/10/22)
Points in Overtime	26 by Alabama (11/27/22, 4 OT, 4-8-7-7)	13 by Virginia (ACC) (3/10/22)
<b>INDIVIDUAL BESTS</b>	<b>NORTH CAROLINA</b>	<b>OPPONENTS</b>
Points	42 by RJ Davis vs. Miami (2/26/24)	37 by Dalton Knecht, Tennessee (11/29/23)
Field Goals	14 by RJ Davis vs. Wake Forest (1/22/24), vs. Miami (2/26/24)	14 by Cole Swider, Syracuse (2/28/22)
Field Goal Attempts	36 by Caleb Love vs. Alabama (11/27/22, 4 OT)	14 by Jamarius Burton at Pittsburgh (12/30/22)
Field Goal Percentage (min. 10 att.)	.909 (10x11) by Armando Bacot vs. Brown (11/12/21) .909 (10x11) by Bacot at Duke (3/5/22)	26 by Paolo Banchemo at Duke (3/5/22)
3-Point Field Goals	7 by RJ Davis vs. Miami (2/26/24) 7 by Jae'Lyn Withers vs. Notre Dame (3/12/25)	26 by Jahvon Quinerly, Alabama (11/27/22, 4 OT)
3-Field Goal Attempts	13 by Caleb Love vs. Marquette (3/17/22), UCLA (3/25/22), Ohio State (12/17/22); by RJ Davis vs. NC State (3/16/24)	.824 (14x17) by Jamarius Burton at Pittsburgh (12/30/22)
3-Point Field Goal Pct (min. 5 made)	1.000 (6x6) by RJ Davis vs. San Diego State (3/18/25)	7 by Cole Swider, Syracuse (2/28/22)
Free Throws Made	14 by RJ Davis vs. NC State (1/21/23)	7 by Caleb Grill, Iowa State (11/25/22)
Free Throw Attempts	15 by Armando Bacot vs. Baylor (3/19/22) 15 by Bacot vs. Pittsburgh (H) (2/1/23)	7 by Mark Sears, Alabama (11/27/22, 4 OT)
Free Throw Percentage (min. 5 made)	1.000 by RJ Davis vs. NC State (14x14) (1/21/23)	13 by Lance Terry, Georgia Tech (12/7/24)
Offensive Rebounds	9 by Armando Bacot vs. Virginia (1/8/22), Syracuse (2/28/22)	1.000 (5x5) by Ithiel Horton, Pittsburgh (2/16/22)
Defensive Rebounds	16 by Armando Bacot at Louisville (2/1/22)	23 by Tyree Appleby at Wake Forest (2/7/23)
Total Rebounds	23 by Armando Bacot vs. James Madison (11/20/22)	28 by Tyree Appleby at Wake Forest (2/7/23)
Assists	12 by RJ Davis vs. Marquette (3/17/22) 12 by Elliot Cadeau vs. Campbell (12/29/24)	1.000 (10x10) by JJ Starling at Syracuse (2/15/25)
Turnovers	7 by Caleb Love vs. Louisville (H) (2/21/22)	8 by Charles Bediako, Alabama, 4 OT
Blocked Shots	6 by Bacot at Charleston (11/16/21), vs. NC State (H) (1/29/22) vs. Florida State (12/2/23)	14 by T.J. Bickerstaff, Boston College (H) (1/26/22)
Steals	5 by Caleb Love at Louisville (1/14/23); RJ Davis vs. Charleston Southern (12/29/23) and Syracuse (1/13/24); Harrison Ingram vs. Miami (2/26/24)	19 by Johni Broome, Auburn (11/26/24)
Minutes Played	57:24 by Caleb Love vs. Alabama (11/27/22, 4 OT)	11 by Tyree Appleby at Wake Forest (2/7/23)
		7 by Femi Odukale, Pittsburgh (2/16/22)
		8 by Dereck Lively II at Duke (2/4/23)
		5 by Reece Beekman at Virginia (1/10/23)
		5 by Beekman, Virginia (ACC) (3/9/23)
		5 by Ian Schieffelin at Clemson (1/6/24)
		55:03 by Mark Sears, Alabama (11/27/22, 4 OT)



# MISCELLANEOUS STATS



### Games as UNC's Leading Scorer

	Season/Career
RJ Davis	18/63
Ian Jackson	10/10
Seth Trimble	3/3
Ven-Allen Lubin	2/2
Drake Powell	2/2
Jae'Lyn Withers	2/2
Elliot Cadeau	1/1
Cade Tyson	1/1
Jalen Washington	1/1

### Games as UNC's Leading Rebounder

	Season/Career
Ven-Allen Lubin	13/13
Seth Trimble	7/7
Jalen Washington	6/7
Jae'Lyn Withers	6/7
RJ Davis	1/5
Elliot Cadeau	2/2
Ian Jackson	2/2
Drake Powell	2/2

### Games as UNC's Leader in Assists

	Season/Career
RJ Davis	13/69
Elliot Cadeau	29/48
Jae'Lyn Withers	2/3
Seth Trimble	1/3
Jalen Washington	0/1

### Double-Figure Scoring Games

	Season/Career
RJ Davis	34/140
Cade Tyson	2/52 (50 times at Belmont)
Jae'Lyn Withers	9/43 (30 times at Louisville)
Ven-Allen Lubin	16/42 (26 times at Notre Dame/Vanderbilt)
Seth Trimble	24/31
Elliot Cadeau	18/25
Ian Jackson	19/19
Drake Powell	10/10
Jalen Washington	5/10

### 40-Point Games

	Season/Career
RJ Davis	0/1

### 30-Point Games

	Season/Career
RJ Davis	1/6

### 20-Point Games

	Season/Career
RJ Davis	12/47
Cade Tyson	1/12 (11 times at Belmont)
Ian Jackson	8/8
Ty Claude	0/5
Ven-Allen Lubin	1/4 (3 times at Vanderbilt)
Jae'Lyn Withers	1/3 (2 times at Louisville)
Seth Trimble	1/1

### 10-Rebound Games

	Season/Career
Ty Claude	0/19
Jae'Lyn Withers	3/13 (8 times at Louisville)
Ven-Allen Lubin	4/10 (6 times at Notre Dame/Vanderbilt)
RJ Davis	0/4
Seth Trimble	3/3
Jalen Washington	1/1
Cade Tyson	0/1 (1 at Belmont)

### 10-Assist Games

	Season/Career
Elliot Cadeau	6/7
RJ Davis	0/2

### Double-Doubles (points and rebounds except noted)

	Season/Career
Ty Claude	0/15
Jae'Lyn Withers	3/10 (5 times at Louisville)
Ven-Allen Lubin	4/10 (6 times at Notre Dame/Vanderbilt)
RJ Davis	0/5 (4 points/rebounds, 1 points/assists)
Seth Trimble	3/3
Elliot Cadeau	2/2 (points and assists)
Jalen Washington	1/1
Cade Tyson	0/1 (1 at Belmont)

### CAROLINA'S...

- Largest Win:** 52 vs. American (107-55)
- Largest Loss:** 20 at Clemson (65-85)
- Largest Lead in a Win:** 52 vs. American (107-55)
- Largest Lead in a Loss:** 10 at Pitt (led 44-34, lost 65-73)
- Largest Deficit:** 32 at Duke (trailed 45-77, lost 70-87)
- Largest Deficit Overcome to Win:** 21 vs. Dayton (trailed 35-56, won 92-90)
- Largest Halftime Lead:** 28 vs. NC State (led 54-26, won 97-73)
- Largest Halftime Deficit:** 22 at Duke (trailed 25-47, lost 70-87)
- Largest Halftime Deficit Overcome to Win:** 18 vs. Dayton (trailed 33-51, won 92-90)
- Largest Halftime Lead in a Loss:** 2 at Wake Forest (led 31-29, lost 66-67); 2 at Pitt (led 44-42, lost 65-73)

Game	Largest UNC Lead	Largest UNC Deficit	Time Led	Time Trailed	Ties	Lead Changes	Largest UNC Run	Largest Opponent Run
Elon, W, 90-76	16	2	36:28	2:16	3	8	11	14
at Kansas, L, 89-92	5	20	7:25	30:33	5	6	9	10
American, W, 107-55	<b>52</b>	5	32:07	4:27	4	4	15	5
at Hawai'i, W, 87-69	21	0	37:28	0:00	0	0	11	6
vs. Dayton, W, 92-90	4	21	8:04	30:37	4	10	8	11
vs. Auburn, L, 72-85	0	19	0:00	39:36	0	0	11	9
vs. Michigan State, L, 91-94 (ot)	1	14	1:08	<b>42:36</b>	3	5	7	8
Alabama, L, 79-94	2	18	2:01	36:32	2	1	7	9
Georgia Tech, W, 68-65	7	8	22:17	13:57	12	9	13	6
La Salle, W, 93-67	33	6	33:48	3:43	1	1	<b>16</b>	6
vs. Florida, L, 84-90	4	17	5:46	31:10	6	5	15	10
vs. UCLA, W, 76-74	2	16	0:50	36:33	5	2	9	9
Campbell, W, 97-81	29	2	37:31	0:51	3	4	8	6
at Louisville, L, 70-83	1	13	0:24	35:27	4	2	8	12
at Notre Dame, W, 74-73	12	4	23:37	13:36	9	<b>17</b>	8	12
SMU, W, 82-67	25	0	39:13	0:00	1	0	9	7
at NC State, W, 63-61	9	3	28:26	5:34	8	11	10	9
Cal, W, 79-53	27	2	38:20	0:49	1	1	15	5
Stanford, L, 71-72	7	5	24:54	10:05	12	14	6	6
at Wake Forest, L, 66-67	9	10	22:16	13:49	6	7	7	12
Boston College, W, 102-96 (ot)	9	5	22:18	14:58	<b>16</b>	10	8	6
at Pitt, L, 65-73	10	8	28:40	9:56	1	11	7	9
at Duke, L, 70-87	0	<b>32</b>	0:00	38:05	1	0	11	<b>16</b>
Pitt, W, 67-66	11	3	27:26	6:43	11	13	12	10
at Clemson, L, 65-85	4	26	2:47	35:18	2	8	7	9
at Syracuse, W, 88-82	11	0	35:44	0:00	6	0	9	8
NC State, W, 97-73	30	0	38:08	0:00	1	0	10	6
Virginia, W, 81-66	20	0	38:43	0:00	0	0	15	7
at Florida State, W, 96-85	16	4	30:57	5:18	7	4	8	6
Miami, W, 92-63	21	3	38:29	1:16	0	1	8	5
at Virginia Tech, W, 91-59	36	2	36:45	1:31	4	6	15	7
Duke, L, 69-82	7	15	7:14	31:04	2	2	10	12
vs. Notre Dame W, 76-56 (ACC)	24	0	<b>39:36</b>	0:00	0	0	12	8
vs. Wake Forest, W, 68-59	10	11	18:47	17:57	12	12	10	11
vs. Duke, L, 71-74	2	24	1:55	34:46	3	7	9	15
vs. San Diego State, W, 95-68	40	2	36:49	0:25	2	3	11	8
vs. Ole Miss, L, 64-71	0	22	0:00	39:02	0	0	11	6

season highs in bold – never trailed (at Hawai'i, SMU, at Syracuse, NC State, Virginia, vs. Notre Dame); never led (vs. Auburn, at Duke, vs. Ole Miss); largest lead in an ACC game: 36 at Virginia Tech; games with UNC runs of 10 points or more: 19; games with opponent runs of 10 points or more: 12



# PLUS/MINUS



Game	#0 Claude	#2 Brown	#3 Cadeau	#4 Davis	#5 Tyson	#7 Trimble	#9 Powell
Elon	DNP	DNP	<b>+28</b>	+16	+10	+19	+2
at Kansas	-6	+3	+5	-2	-1	+5	-16
American	+11	DNP inj	<b>+38</b>	+27	+37	+28	+27
at Hawai'i	+1	+1	+17	+19	+4	+16	-6
vs. Dayton	Even	-1	-10	+9	-1	<b>+11</b>	+6
vs. Auburn	DNP	DNP	-16	-14	-4	-8	<b>+9</b>
vs. Michigan State	+4	DNP	-10	+1	+3	-1	+1
Alabama	-2	DNP	-5	-8	-7	-19	<b>-4</b>
Georgia Tech	DNP inj	DNP	+8	+2	+9	<b>+9</b>	-7
La Salle	+7	+2	+12	<b>+25</b>	+19	+18	+2
vs. Florida	-6	DNP	-10	<b>+4</b>	+5	-6	Even
vs. UCLA	-1	DNP	<b>+10</b>	-7	+6	+2	-12
Campbell	+5	-8	+10	+15	+10	DNP inj	+13
at Louisville	-3	DNP	-16	-13	-6	DNP inj	<b>+3</b>
at Notre Dame	DNP	-3	+1	+4	-1	DNP inj	<b>+6</b>
SMU	DNP	+3	-1	<b>+18</b>	DNP	+11	+12
at NC State	DNP	DNP	+3	Even	DNP	+3	<b>+8</b>
Cal	DNP	+1	+19	<b>+26</b>	+3	+16	+13
Stanford	DNP	DNP	<b>+2</b>	-2	-2	-3	-3
at Wake Forest	-3	+1	+2	+1	-2	+5	-9
Boston College	+2	DNP	+4	+9	-4	+7	<b>+13</b>
at Pitt	-6	-2	<b>+8</b>	-6	DNP	-10	-13
at Duke	DNP	+1	-13	-26	+12	-13	<b>-6</b>
Pitt	DNP	-1	+2	+1	+2	-5	-1
at Clemson	Even	-1	-8	-22	-4	-16	-18
at Syracuse	DNP	DNP	Even	+4	DNP	-4	<b>+13</b>
NC State	DNP inj	Even	+16	+17	+2	<b>+20</b>	+15
Virginia	DNP	DNP	+7	+9	-3	+8	+15
at Florida State	-2	DNP	+6	<b>+20</b>	+11	-7	+13
Miami	DNP	DNP	+3	<b>+25 (5)</b>	+6	+13	+22
at Virginia Tech	+2	-3	+12	+23	+3	<b>+30</b>	<b>+30</b>
Duke	-3	DNP	-12	-7	DNP	-19	<b>+2 (10)</b>
vs. Notre Dame (ACC)	-2	-2	+23	+21	-7	+5	+21
vs. Wake Forest	DNP	DNP	+4	+13	-2	+10	-6
vs. Duke	DNP	DNP	<b>+15</b>	-5	DNP	-4	+2
vs. San Diego State (NCAA)	-11	-8	<b>+35 (7)</b>	+25	-10	+12	+25
vs. Ole Miss	DNP	DNP	+1	-10	-1	<b>+5 (5)</b>	-2
<b>Totals</b>	<b>-13</b>	<b>-17</b>	<b>+190</b>	<b>+212</b>	<b>+87</b>	<b>+138</b>	<b>+170</b>

Game	#11 Jackson	#13 Washington	#14 Hawkins	#15 Holbrook	#22 Lubin	#24 Withers	#30 Mayo
Elon	-14	+7	DNP	DNP	+1	+1	DNP
at Kansas	-10	+6	DNP	DNP	-8	<b>+9</b>	DNP
American	DNP inj	+29	+9	+5	+12	+28	+9
at Hawai'i	-1	+12	+1	DNP	+6	<b>+20</b>	DNP
vs. Dayton	-5	+2	DNP	DNP	+7	-8	DNP
vs. Auburn	Even	-15	DNP	DNP	+2	-19	DNP
vs. Michigan State	-7	-8	DNP	DNP	-2	<b>+4</b>	DNP
Alabama	-7	-7	DNP	DNP	-6	-10	DNP
Georgia Tech	-2	+6	DNP	DNP	+3	-9	DNP
La Salle	<b>+30</b>	+10	-3	-2	+7	+8	-5
vs. Florida	-12	Even	DNP	DNP	Even	-5	DNP
vs. UCLA	+9	+1	DNP	DNP	-6	+8	DNP
Campbell	<b>+17 (2)</b>	+14	-2	-2	+6	+4	-2
at Louisville	-9	-14	DNP	DNP	+2	-9	DNP
at Notre Dame	-1	-1	DNP	DNP	+4	-4	DNP
SMU	+14	-1	DNP	DNP	+13	+6	DNP
at NC State	-4	Even	DNP	DNP	+2	-2	DNP
Cal	+16	+6	+2	+2	+19	+5	+2
Stanford	+1	Even	DNP	DNP	-1	+3	DNP
at Wake Forest	Even	-4	DNP	DNP	<b>+5</b>	-1	DNP
Boston College	-2	-2	DNP	DNP	+6	-3	DNP
at Pitt	-11	DNP	DNP	DNP	+1	-1	DNP
at Duke	-20	-7	DNP	DNP	-11	-2	DNP
Pitt	-3	-4	DNP	DNP	<b>+6</b>	+8	DNP
at Clemson	-7	-10	DNP	DNP	<b>-6</b>	-8	DNP
at Syracuse	+6	+8	DNP	DNP	-2	+5	DNP
NC State	+18	+19	+2	+2	+5	+2	+2
Virginia	+5	+4	DNP	DNP	+11	<b>+19</b>	DNP
at Florida State	-4	+2	DNP	DNP	+9	+7	DNP
Miami	-1	-5	DNP	DNP	+24	+8	DNP
at Virginia Tech	+21	+10	Even	Even	+22	+10	Even
Duke	-12	-11	DNP	DNP	+1	-4	DNP
vs. Notre Dame (ACC)	-1	-3	-2	-1	<b>+28 (4)</b>	+22	-2
vs. Wake Forest	+1	+3	DNP	DNP	+6	<b>+16 (5)</b>	DNP
vs. Duke	-9	-5	DNP	DNP	-2	-7	DNP
vs. San Diego State (NCAA)	+6	+6	-2	-2	+29	+32	-2
vs. Ole Miss	-10	+6	DNP	DNP	-8	-16	DNP
<b>Totals</b>	<b>-8</b>	<b>+55</b>	<b>+5</b>	<b>+2</b>	<b>+185</b>	<b>+117</b>	<b>+2</b>

individual game leaders in bold; plus/minus game leaders must have played at least half the game (times led UNC in plus/minus in parentheses)

### Games with UNC's Best Plus/Minus

**Powell 10** (vs. Auburn, Alabama, at Louisville, at Notre Dame, at NC State, Boston College, at Duke, at Syracuse, at Virginia Tech, Duke); **Cadeau 7** (Elon, American, vs. UCLA, Stanford, at Pitt, Duke/ACC, San Diego State); **Davis 5** (vs. Florida, SMU, Cal, at Florida State, Miami); **Trimble 5** (vs. Dayton, Georgia Tech, NC State, at Virginia Tech, vs. Ole Miss); **Withers 5** (at Kansas, at Hawai'i, vs. Michigan State, Virginia, vs. Wake Forest/ACC); **Lubin 4** (at Wake Forest, vs. Pitt, at Clemson, vs. Notre Dame/ACC); **Jackson 2** (La Salle, Campbell)



# SPECIALTY STATS/STARTERS



GAME	UNC Leading Scorer	UNC Leading Rebounder	UNC Leader in Assists	2nd Chance Points	Pts Off Turnovers	Fastbreak Points	Points in the Paint	Bench Points
Elon	Davis 24	Withers 10	Cadeau 8	22-8	13-9	18-7	34-22	16-27
at Kansas	Trimble 19	Withers 9	Cadeau 7	14-8	16-2	17-13	32-50	24-42
American	Cadeau, Washington 18	Powell 11	Cadeau 8	15-10	22-6	23-0	56-16	38-26
at Hawai'i	Davis 18	Washington 5	Cadeau, Davis, Trimble 4	5-14	17-5	19-1	44-26	29-41
vs. Dayton	Davis 30	Trimble 10	Cadeau, Davis 5	18-16	13-21	15-13	36-32	13-33
vs. Auburn	Trimble 17	Lubin 9	Cadeau 3	12-12	6-15	15-11	36-32	21-21
vs. Michigan State	Powell 18	Washington 7	Davis 7	3-11	14-11	14-11	30-50	41-45
Alabama	Jackson 23	Cadeau 6	Cadeau, Davis 4	15-8	17-9	18-15	50-44	39-32
Georgia Tech	Trimble 19	Lubin 8	Cadeau 4	11-15	17-15	16-5	34-22	19-9
La Salle	Tyson 23	Trimble 8	Cadeau 7	11-7	16-5	16-6	50-20	49-36
vs. Florida	Davis 29	Davis 8	Cadeau 7	14-23	24-9	16-9	48-38	24-24
vs. UCLA	Jackson 24	Powell 5	Cadeau 5	13-2	13-24	16-17	24-24	29-35
Campbell	Jackson 26	Withers 7	Cadeau 12	7-8	7-12	7-7	48-30	14-11
at Louisville	Jackson 23	Lubin 9	Cadeau 5	2-11	8-14	7-7	36-38	10-22
at Notre Dame	Jackson 27	Jackson, Washington 6	Davis 6	2-7	16-10	10-13	32-24	13-26
SMU	Davis 26	Jackson 7	Davis 4	10-10	18-14	15-7	26-26	14-23
at NC State	Jackson 21	Washington 12	Cadeau 11	6-9	12-15	16-10	34-28	8-8
Cal	Jackson 20	Lubin 8	Cadeau, Davis 3	9-16	10-4	16-2	44-38	26-17
Stanford	Davis 19	Cadeau 6	Cadeau, Davis 5	9-10	8-11	11-6	30-24	23-1
at Wake Forest	Davis 21	Lubin 7	Cadeau 13	7-13	18-11	12-0	32-26	14-2
Boston College	Davis 22	Trimble 12	Davis 5	11-7	13-12	12-2	58-42	27-19
at Pitt	Davis 16	Trimble 12	Cadeau 7	8-10	4-22	11-16	34-24	13-6
at Duke	Davis, Powell 12	Lubin 6	Cadeau 3	5-9	7-19	10-10	30-32	25-8
Pitt	Davis 18	Trimble 7	Cadeau 7	8-3	13-6	5-0	32-24	12-10
at Clemson	Davis 18	Lubin 6	Cadeau 6	11-16	22-15	18-11	40-34	11-17
at Syracuse	Jackson 23	Trimble 8	Davis 6	13-18	9-11	11-10	34-44	34-15
NC State	Davis 21	Trimble 7	Cadeau 6	21-13	15-16	14-14	52-26	43-26
Virginia	Jackson, Withers 16	Withers 11	Cadeau 6	17-2	13-14	5-2	36-22	26-19
at Florida State	Davis 20	Lubin 7	Cadeau 7	24-6	9-10	11-6	42-24	38-32
Miami	Lubin 19	Withers 10	Cadeau, Davis, Withers 4	18-19	13-10	8-9	46-28	24-38
at Virginia Tech	Jackson 19	Lubin 11	Cadeau 12	7-11	20-14	17-2	36-28	46-19
Duke	Davis 20	Lubin 6	Davis 3	5-7	16-10	7-6	28-40	28-16
vs. Notre Dame (ACC)	Withers 21	Lubin 10	Cadeau 11	9-7	8-8	6-1	28-26	13-13
vs. Wake Forest	Davis 23	Lubin 13	Withers 3	10-7	12-16	7-4	18-30	16-11
vs. Duke	Lubin 20	Lubin 10	Cadeau 5	12-11	17-17	11-7	44-40	16-19
vs. San Diego State (NCAA)	Davis 26	Withers 9	Cadeau 12	16-6	15-10	18-9	30-24	32-28
vs. Ole Miss	Davis 15	Washington 8	Cadeau 8	7-3	16-10	11-4	32-24	18-13
<b>Totals</b>				<b>407-373</b>	<b>507-442</b>	<b>479-273</b>	<b>1376-1122</b>	<b>886-790</b>
<b>Averages</b>				<b>11.0-10.1</b>	<b>13.7-11.9</b>	<b>12.9-7.4</b>	<b>37.2-30.3</b>	<b>23.9-21.4</b>

## GAME-BY-GAME STARTERS

Game	Guard	Guard	Guard	Forward	Forward	Record w/Lineup
Elon	Cadeau	Davis	Trimble	Withers	Washington	(a) 1-0
at Kansas	Cadeau	Davis	Trimble	Withers	Washington	(a) 1-1
American	Cadeau	Davis	Trimble	Withers	Washington	(a) 2-1
at Hawai'i	Cadeau	Davis	Trimble	Withers	Washington	(a) 3-1
vs. Dayton	Cadeau	Davis	Trimble	Withers	Washington	(a) 4-1
vs. Auburn	Cadeau	Davis	Trimble	Withers	Washington	(a) 4-2
vs. Michigan State	Cadeau	Davis	Trimble	Withers	Washington	(a) 4-3
Alabama	Cadeau	Davis	Trimble	Powell	Washington	(b) 0-1
Georgia Tech	Cadeau	Davis	Trimble	Powell	Lubin	(c) 1-0
La Salle	Cadeau	Davis	Trimble	Powell	Lubin	(c) 2-0
vs. Florida	Cadeau	Davis	Trimble	Powell	Lubin	(c) 2-1
vs. UCLA	Cadeau	Davis	Trimble	Powell	Lubin	(c) 3-1
Campbell	Cadeau	Davis	Jackson	Powell	Washington	(d) 1-0
at Louisville	Cadeau	Davis	Jackson	Powell	Washington	(d) 1-1
at Notre Dame	Cadeau	Davis	Jackson	Powell	Washington	(d) 2-1
SMU	Cadeau	Davis	Jackson	Powell	Washington	(d) 3-1
at NC State	Cadeau	Davis	Jackson	Powell	Washington	(d) 4-1
Cal	Cadeau	Davis	Jackson	Powell	Washington	(d) 5-1
Stanford	Cadeau	Davis	Jackson	Powell	Washington	(d) 5-2
at Wake Forest	Cadeau	Davis	Jackson	Powell	Washington (15/15)	(d) 5-3
Boston College	Cadeau	Davis	Jackson	Trimble	Lubin	(e) 1-0
at Pitt	Cadeau	Davis	Jackson	Trimble	Lubin	(e) 1-1
at Duke	Cadeau	Davis	Jackson	Trimble	Lubin	(e) 1-2
Pitt	Cadeau	Davis	Jackson (12/12)	Trimble	Lubin	(e) 2-2
at Clemson	Cadeau	Davis	Trimble	Withers	Lubin	(f) 0-1
at Syracuse	Cadeau	Davis	Trimble	Withers	Lubin	(f) 1-1
NC State	Cadeau	Davis	Powell	Withers	Lubin	(g) 1-0
Virginia	Cadeau	Davis	Powell	Withers	Lubin	(g) 2-0
at Florida State	Cadeau	Davis	Powell	Withers	Lubin	(g) 3-0
Miami	Cadeau	Davis	Powell	Withers	Lubin	(g) 4-0
at Virginia Tech	Cadeau	Davis	Powell	Withers	Lubin	(g) 5-0
Duke	Cadeau	Davis	Powell	Withers	Claude (1/52)	(h) 0-1
vs. Notre Dame (ACC)	Cadeau	Davis	Powell	Withers	Lubin	(g) 6-0
vs. Wake Forest	Cadeau	Davis	Powell	Withers	Lubin	(g) 7-0
vs. Duke	Cadeau	Davis	Powell	Withers	Lubin	(g) 7-1
vs. San Diego State (NCAA)	Cadeau	Davis	Powell	Withers	Lubin	(g) 8-1
vs. Ole Miss	Cadeau (37/68)	Davis (37/155)	Powell (24/24)	Withers (20/87)	Lubin (20/54)	(g) 8-2

### number of season/career starts in parentheses

- Withers started 64 games at Louisville from 2020-23

- Lubin started seven games at Notre Dame in 2022-23 and 26 games at Vanderbilt in 2023-24

- Claude started 19 games at Morehead State in 2019-20, 28 at WCU in 2022-23 and 4 at Georgia Tech in 2023-24



# LAST TIME IT HAPPENED...UNC



**Won by one point:** 67-66 vs. Pitt, 2/8/25  
**Lost by one point:** 71-72 vs. Stanford, 1/18/25 and 66-67 at Wake Forest, 1/21/25  
**Won consecutive games by two points or less:** 66-65 vs. Notre Dame, 1/21/21; 67-65 at Miami, 1/5/21  
**Lost by one point:** 71-72 vs. Stanford, 1/18/25  
**Lost consecutive games by one point:** 71-72 vs. Stanford, 1/18/25 and 66-67 at Wake Forest, 1/21/25  
**Won by 30 on the road:** 32- UNC 91, Virginia Tech, 3/4/25  
**Won by 35 on the road:** 38- UNC 95, Wake Forest 57, 2/16/19  
**Won by 40 on the road:** 49- UNC 116, Elon 67, 11/9/18  
**Won by 30 at a neutral site:** ^32- UNC 95, Marquette 63, 3/17/22 in Fort Worth, Texas  
**Won by 40 at a neutral site:** \*42- UNC 101, Notre Dame 59, 3/10/16 in Greensboro  
**Won by 40 or 50:** 52- UNC 107, American 55, 11/15/24  
**Won by more than 52:** 68- UNC 116, UNC Asheville 48, 11/30/08  
**Lost consecutive games by 20 or more:** 28- at Miami 85, UNC 57, 1/18/22; 22- at Wake Forest, 1/22/22  
**Lost by 15 or more at home:** 15- Alabama 94, UNC 79, 12/4/24  
**Lost by 25 or more:** 28- at Miami 85, UNC 57, 1/18/22  
**Lost by 25 at home:** 25- Ohio State, UNC 49, 12/4/19  
**Lost by more than 25 at home:** 29- Duke 87, UNC 58, 1/31/02  
**Lost by 30 or more:** 33- Florida State 90, UNC 57, 1/14/12  
**Lost by 30 or more at home:** 35- Duke 104, UNC 69, 2/29/64  
**Never trailed:** \*3/12/25 vs. Notre Dame, won 76-56 (led for 39:36)  
**Never trailed/3 consecutive games:** 2/15/25 at Syracuse, won, 88-82 (led for 35:44); 2/19/25 vs. NC State, won 97-73 (led for 38:08); 2/22/25 vs. Virginia, won 81-66 (led for 38:43)  
**Never led:** ^3/21/25 vs. Ole Miss in Milwaukee, lost 64-71 (trailed for 39:02)  
**Played a 1 OT game:** beat Boston College, 102-96, 1/25/25  
**Played a 2 OT game:** lost at Virginia Tech, 77-79, 1/22/20  
**Played a 3 OT game:** lost at Wake Forest, 114-119, 12/20/03  
**Played a 4 OT game:** lost to Alabama, 101-103, 11/27/22 in Portland, Ore.

## CAROLINA SCORING

**Led UNC in scoring in 7 straight games:** RJ Davis, 2024-25 (Stanford-Clemson)  
**Led UNC in scoring in 8 straight games:** RJ Davis, 2023-24 (Clemson-Georgia Tech)  
**Led UNC in scoring in 9, 10, 11, 12 or 13 straight games:** 13 by Tyler Hansbrough, 2007-08 (Nicholls State-Florida State)  
**Led UNC in scoring in 14 straight games:** Lennie Rosenbluth, 1955-56 into 1956-57  
**Led UNC in scoring in 15, 16 or 17 straight games:** 17 by George Glamack, 1939-40 into 1940-41  
**Different freshmen led in consecutive games:** Drake Powell (18) vs. Michigan State, 11/27/24 in Maui and Ian Jackson (23) vs. Alabama, 12/4/24  
**Double figures in more than 25 consecutive games:** 27 by RJ Davis, 2023-24  
**Double figures in 26, 27 or 28 consecutive games:** 28 by Armando Bacot, last 13 games in 2021-22 through first 15 games in 2022-23  
**Double figures in more than 28 consecutive games:** 55 by Tyler Hansbrough, final game in 2006-07 through his first 15 games in 2008-09  
**Double figures in 60 consecutive games:** 64 by Larry Miller, all 32 games in 1966-67 and 1967-68 (UNC record)  
**20 in 8 consecutive games:** RJ Davis, 2023-24 (23 vs. Villanova, 30 vs. Arkansas, 27 vs. Tennessee, 27 vs. Florida State, 26 vs. UConn, 27 vs. Kentucky, 23 vs. Oklahoma, 20 vs. Charleston Southern)  
**20 in 9 consecutive games:** 9 by Tyler Hansbrough, 2008-09  
**20 in 10, 11, 12 or 13 consecutive games:** 13 by Charlie Scott, 1969-70  
**Three scored 20:** RJ Davis (27), Armando Bacot (22), Harrison Ingram (20) vs. Tennessee, 11/29/23  
**Four scored 20:** Armando Bacot (23), Caleb Love (22), RJ Davis (21), Brady Manek (20) at Duke, 3/5/22 (first time in UNC history)  
**20/1st half:** 21 by RJ Davis vs. Miami, 2/26/24  
**20/2nd half:** 20 by RJ Davis vs. Dayton, 11/25/24 in Maui  
**20/both halves:** 21 in 1st and 21 in 2nd by RJ Davis vs. Miami, 2/26/24  
**20 in first 10 minutes:** Kenny Williams in first 9:03 at Stanford, 11/20/17  
**Non-starter scored 20:** 23 by Ian Jackson at Syracuse, 2/15/25  
**Consecutive games w/25:** \*RJ Davis (25 vs. Pitt, 3/15/24, and 30 vs. NC State, 3/16/24) in Washington, D.C.  
**25/five straight games:** RJ Davis, 2023-24 (30 vs. Arkansas, 27 vs. Tennessee, 27 vs. Florida State, 26 vs. UConn, 26 vs. Kentucky)  
**25/more than five straight games:** 12 by Charlie Scott, 1970  
**25/three consecutive road games:** Garrison Brooks (28 at Virginia Tech, 1/22/20; 27 at NC State, 1/27/20; 26 at Duke 3/7/20)  
**Two players scored 25:** RJ Davis (30), Seth Trimble (27) vs. Dayton, 11/25/24 in Maui  
**Two scored 25 in consecutive games:** Garrison Brooks (26), Cole Anthony (25) at Syracuse, 2/29/20; Anthony (28), Brooks (25) vs. Wake Forest, 3/3/20  
**Scored 25 or more on fewer than 10 FG attempts:** 26 points by RJ Davis vs. NC State, 1/21/23 (5x8 FG, 2x4 3FG, 14x14 FT)  
**More than 25/half:** 27 in 2nd by Armando Bacot vs. Charleston, 11/11/22  
**Consecutive games w/30:** Antawn Jamison (35 vs. Duke, 2/5/98; 31 at Georgia Tech, 2/8/98)  
**30/consecutive games by different players:** ^30 by RJ Davis vs. Baylor, 3/19/22 in Fort Worth Texas; ^30 by Caleb Love vs. UCLA, 3/25/22 in Philadelphia  
**Two players scored 30:** Brice Johnson (39), Marcus Paige (30) at Florida State, 1/4/16  
**Players on both teams scored 30:** RJ Davis (30) and Tramon Mack of Arkansas (34), 11/24/23 in the Bahamas

**30 after halftime:** Marcus Paige (31- 21 in 2nd, 10 in OT) at NC State, 2/26/14  
**30:** 30 by RJ Davis vs. Dayton, 11/25/24 in Maui  
**More than 30:** 31 by Cormac Ryan at Duke, 3/9/24  
**More than 31:** 42 by RJ Davis vs. Miami, 2/26/24  
**43:** Charlie Scott vs. Wake Forest, 1/17/70  
**More than 43:** 49 by Bobby Lewis vs. Florida State, 12/16/65 (UNC record)  
**10 or more in OT:** 11 by Marcus Paige at NC State, 2/26/14  
**Non-starter led UNC in scoring:** Ian Jackson (19) at Virginia Tech, 3/4/25  
**Non-starters led UNC in scoring/consecutive games:** Drake Powell (18) vs. Michigan State, 11/27/24 in Maui and Ian Jackson (23) vs. Alabama, 12/4/24  
**Out-scored opponents/half:** \*Brady Manek (19-13) 1st vs. Virginia, 3/10/22 in Brooklyn  
**Out-scored rest of UNC/half and both halves:** RJ Davis vs. Miami, 2/26/24 (21-16 in 1st and 21-17 in 2nd)  
**Out-scored rest of UNC/game:** RJ Davis vs. Miami, 2/26/24 (Davis 42 of 75 points)  
**10 straight UNC points:** RJ Davis vs. Duke, 3/8/25  
**15 straight UNC points:** RJ Davis vs. Miami, 2/26/24  
**UNC's first 14 points:** Kenny Williams at Stanford, 11/20/17  
**No player in double figures:** at Virginia, 2/13/21  
**One player in double figures/win:** RJ Davis (42) vs. Miami, 2/26/24  
**Two players in double figures/win:** Ian Jackson (27) & Elliot Cadeau (10) at Notre Dame, 1/4/25  
**50% of UNC's points:** RJ Davis 42 of 75 (56%) vs. Miami, 2/26/24  
**Zero bench points:** vs. Duke, 3/4/23  
**Five in double figures/4 consecutive ACC games:** Virginia, 2/22/25; at Florida State, 2/24/25; Miami, 3/1/25; at Virginia Tech, 3/4/25 (first time in UNC history)  
**Six in double figures:** vs. Miami, 3/1/25  
**Six in double figures/consecutive games:** at Florida State, 2/24/25; vs. Miami, 3/1/25  
**Six in double figures/consecutive ACC games:** at Florida State, 2/24/25; vs. Miami, 3/1/25 (first time in UNC history)  
**Six in double figures in a loss:** at Kansas, 11/8/24  
**Six in double figures/3 consecutive games:** vs. Towson State, 12/22/88, in Hershey, Pa.; at San Diego State, 12/29/88; at Pepperdine, 1/3/89  
**Seven or eight in double figures:** eight vs. Saint Francis, 1/2/11  
**Nine in double figures:** Kevin Madden (17), Ranzino Smith (17), Warren Martin (15), Steve Bucknall (12), Joe Wolf (10), Steve Hale (10), Brad Daugherty (10), Jeff Lebo (10) & Kenny Smith (10) vs. Manhattan, 12/27/85, in Miami (UNC record)  
**Bench outscored the starters (not including Senior Night):** 46-45 at Virginia Tech, 3/4/25  
**100/ACC game:** 102 vs. Boston College, 1/25/25 (ot)  
**100/road game:** 116 at Elon, 11/9/18  
**100/ACC road game:** 106 at Florida State, 1/4/16  
**100/consecutive ACC:** 114 vs. Wake Forest, 12/20/03; 103 vs. Georgia Tech, 1/11/04  
**100/3 consecutive games:** 107 vs. Cleveland State, 12/30/04; 105 vs. William & Mary, 1/2/05; 109 vs. Maryland, 1/8/05  
**100/loss (40-minute game):** 100 vs. Kentucky, 12/17/16 in Las Vegas  
**100/loss (OT game):** 101 vs. Alabama, 101-103, 11/27/22 in Portland, Ore. (4 OT)  
**100 vs. top 5 AP-ranked team:** 103 vs. No. 4 Gonzaga, 12/15/18  
**100 vs. top 10 AP-ranked team:** 100 vs. No. 10 Tennessee, 11/29/23  
**Both scored 100 (40:00 game):** Kentucky 103, UNC 100, 12/17/16 in Las Vegas  
**Both scored 100 (OT game):** Alabama 103, UNC 101, 11/27/22, Portland, Ore. (4 OT)  
**50/both halves:** vs. Syracuse, 1/13/24 (52 and 51)  
**50/half in a loss:** 50, 2nd half vs. Florida, 12/17/24 in Charlotte  
**60/half:** 64, 2nd half vs. American, 11/15/24  
**60/half in a loss:** 60, 2nd half at Wake Forest, 2/7/23  
**65/half:** 65, 2nd half at Florida State, 1/4/16  
**70/half:** 77, 1st half vs. VMI, 12/17/94 (UNC record)  
**Fewer than 50/game:** 48 at Virginia, 2/13/21  
**Fewer than 60/game:** 54 at Virginia (2/24/24)  
**Fewer than 60/win:** 54 at Virginia (2/24/24, won 54-44)  
**Fewer than 20/half:** 19 (1st) at Notre Dame, 2/22/23  
**Fewer than 20/half in a win:** 19 (1st) at Notre Dame, 2/22/23  
**Fewer than 25/both halves:** 23 & 22 vs. Michigan State, 11/26/17 in Portland, Ore.  
**Fewer than 30/half in a win:** 26 (1st) at NC State, 1/11/25  
**Fewer than 30/both halves in a win:** 26 and 28 at Virginia, 2/24/24  
**Fewer than 20 in one half, 40 in the other:** 19 (1st), 44 (2nd) at Notre Dame, 2/22/23  
**Fewer than 20 in one half, 50 in the other:** 18 (1st), 53 (2nd) vs. Butler, 11/20/12, in Maui  
**Fewer than 30 in one half, 60 in the other:** 25 (1st), 60 (2nd) at Wake Forest, 2/7/23  
**More than 20 straight:** 22 vs. Florida State, 12/2/23  
**25 straight:** vs. NC State, 1/12/08  
**15 or more points to begin game:** 18-0 vs. Florida State, 2/12/22  
**15 or more points to begin a half:** 16-0 in 2nd half vs. Notre Dame, 3/5/24  
**10 or more points to end the game:** \*13-0 vs. Miami in Brooklyn, 3/8/18  
**Two 17-point runs:** 17-0 in first half, 19-0 in second vs. UC Riverside, 11/17/23  
**Went from trailing by 10 to leading by 10 in the same half:** 3/2/24 vs. NC State  
**Went from trailing by 10 to leading by 10 in the same game:** \*vs. Wake Forest, 3/13/25 in Charlotte  
**No field goals in last 5:00 in a win:** none in the last 6:56 in a 100-92 win over Tennessee, 11/29/23

## CAROLINA FIELD GOAL SHOOTING

**Made every FG att. (min. 10):** Jeff McInnis, 10x10 vs. Cincinnati, 12/3/94, in Charlotte  
**Missed every FG att. (min. 10):** RJ Davis, 0x10 vs. Virginia, 1/8/22  
**Missed every FG att. (more than 10):** Harrison Barnes, 0x12 vs. Minnesota, 11/19/10, in San Juan  
**Made 10 or more/consecutive games:** Armando Bacot (11 vs. Ohio State, 12/17/22 in New York; 11 vs. Michigan, 12/21/22 in Charlotte)  
**Made 10 or 11:** 11 by Ian Jackson at Notre Dame, 1/4/25  
**Made 12, 13 or 14:** 14 by RJ Davis vs. Miami, 2/26/24  
**Made 15:** Luke Maye at NC State, 2/10/18  
**Made 16:** Antawn Jamison vs. Maryland, Feb. 14, 1998  
**Made 17, 18 or 19:** 19 by Charlie Scott vs. Wake Forest, Jan. 17, 1970  
**Made 20 or 21:** 21 by Billy Cunningham vs. Tulane, Dec. 10, 1964 (UNC record)  
**Made 15 or more consecutive field goal attempts:** 16 by Brice Johnson – 11 vs. UCLA, 12/19/15 in Brooklyn; 5 vs. Appalachian State, 12/21/15 (tied UNC record)  
**Missed 10 or more consecutive field goal attempts:** 11 by Ian Jackson (3 vs. Pitt and 8 at Clemson), 2/8-10/25  
**Attempted 20 or more:** 24 by RJ Davis vs. Alabama, 12/4/24  
**Attempted 25 or more:** \*26 by RJ Davis vs. NC State, 3/16/24 in Washington, D.C.  
**Attempted 30 or more:** 36 by Caleb Love vs. Alabama, 11/27/22 in Portland, Ore. (4 OT)  
**Two players attempted 20 or more:** 36 by Caleb Love and 24 by RJ Davis, 11/27/22 in Portland, Ore. (4 OT)  
**Two players combined for 60 attempts:** 36 by Caleb Love and 24 by RJ Davis, 11/27/22 in Portland, Ore. (4 OT)  
**Made 40:** 41 vs. Charleston Southern, 12/29/23  
**Made fewer than 20:** \*19 vs. Wake Forest, 3/13/25 in Charlotte  
**Made fewer than 19:** 16 at Virginia, 2/24/24  
**Attempted 90:** 91 vs. Alabama, 101-103, 11/27/22 in Portland, Ore. (4 OT)  
**50 percent/game or better and lost:** 50.0 (32x64) vs. Michigan State, 11/27/24 in Maui  
**50 percent/both halves and lost:** 51.9 (14x27) and 55.2 (16x29) vs. Michigan State, 11/27/24 in Maui  
**60 percent/half:** ^60.9 (14x23) 1st half vs. San Diego State, 3/18/25 in Dayton  
**60 percent/half and lost:** 64.3 (18x28) 2nd half at Duke, 2/1/25 (lost 70-87)  
**60 percent/both halves:** 67.9 (19x28), 63.3 (19x30) vs. Tulane, 12/3/17  
**60 percent/game:** 60.3 (35x58) vs. Charleston, 11/11/22  
**60 percent/game and lost:** 64.2 at Duke, 3/2/86 (lost 74-82)  
**60 percent/consecutive games:** ^60.6 (43x71) vs. Mount St. Mary's, 3/21/08, and 67.7 (44x65) vs. Arkansas, 3/23/08, both in Raleigh  
**65 percent/half:** 68.0 (17x25) 2nd half vs. Miami, 3/1/25  
**70 percent/half:** 71.4 (20x28), 2nd half vs. Charleston, 11/11/22  
**70 percent/both halves:** ^78.1 (25x32) & 80.0 (24x30) vs. Loyola Marymount, 3/19/88 in Salt Lake City, Utah  
**70 percent/game:** 70.9 (39x55) vs. ODU, 11/23/07 in Las Vegas  
**75 percent/half:** 78.1 (25x32) 2nd half at NC State, 2/10/18  
**80 percent/half:** 85.7 (24x28), 2nd half vs. Old Dominion, 12/1/92 (UNC record)  
**Under 20 percent/half:** 18.5 (5x27) 1st half at Notre Dame, 2/22/23  
**Under 20 percent/half in a win:** 18.5 (5x27) 1st half at Notre Dame, 2/22/23  
**Under 25 percent/game:** 24.6 (15x61) vs. Michigan State, 11/26/17 in Portland, Ore.  
**Shot 25 percent/half:** ^25.0 (10x40) 2nd half vs. Alabama, 3/28/24 in Los Angeles  
**Under 30 percent/half in a win:** 26.1% (6x23) at Virginia, 2/24/24  
**Under 30 percent/both halves:** 28.6 (10x35) & 25.9 (7x27) vs. Ohio State, 12/4/19  
**Under 30 percent/game:** 29.1 (16x55) vs. Boston College, 1/26/22  
**Under 30 percent/game and won:** 29.1 (16x55) vs. Boston College, 1/26/22  
**Under 35 percent/game and won consecutive games:** 34.8 (24x69) vs. Notre Dame, 1/2/21; 34.4 (21x61) at Miami, 1/5/21  
**Under 40 percent/both halves and won:** \*35.7 (10x28) and 32.1 (9x28) vs. Wake Forest, 3/13/25 in Charlotte  
**Under 40 percent/game and won:** \*33.9 (19x56) vs. Wake Forest, 3/13/25 in Charlotte  
**Made nine or more to begin a half:** 9 in 2nd half at Portland, 11/23/17  
**Missed 12 consecutive:** \*12 vs. Wake Forest, 3/13/25 in Charlotte  
**Missed 15 or more consecutive:** 17 at Florida State, 2/3/20  
**More than 10 minutes without a field goal:** \*10:40 vs. Wake Forest, 3/13/25 in Charlotte  
**Missed 10 or more to begin a half:** ^11 in 2nd half vs. Alabama, 3/28/24 in L.A.  
**Missed 15 to begin a half:** vs. Georgia Tech, 1/4/20 (first field goal by Garrison Brooks with 6:50 to play in 1st half)  
**50% in the first half and 25% in the second:** ^52.6 in 1st and 25.0 in 2nd vs. Alabama, 3/28/24 in Los Angeles  
**Under 30% in the first half and over 60% in the second:** 29.6% (8x27) in 1st and 64.3% (18x28) in 2nd at Duke, 2/1/25  
**Both teams made fewer than 20 field goals:** 16 by UNC, 16 by Virginia, 2/24/24  
**Both teams shot under 40 percent/game:** \*UNC (33.9, 19x56) and Wake Forest (33.9, 21x62), 3/13/25 in Charlotte  
**Both teams shot 60 percent in the second half:** UNC (62.5, 20x32) and Campbell (60.7, 17x28), 12/29/24

## CAROLINA THREE-POINTERS

**100 percent (min. 5 att.):** ^RJ Davis (6x6) vs. San Diego State, 3/18/25 in Dayton  
**Made 7 consecutive attempts:** ^RJ Davis (6x6) vs. San Diego State, 3/18/25 in Dayton and made his first attempt vs. Ole Miss, 3/21/25 in Milwaukee  
**Made 5/half:** \*Jae'Lyn Withers (1st half) vs. Notre Dame, 3/12/25 in Charlotte  
**Made 6/half:** ^Caleb Love (1st half) vs. Marquette, 3/17/22 in Fort Worth, Texas  
**Made 7/half:** Wayne Ellington (2nd half) vs. Miami, 1/17/09 (UNC record)  
**Two players made 6/game:** Cameron Johnson and Coby White at Clemson, 3/2/19  
**Made 5 or 6/game:** ^6 by RJ Davis vs. San Diego State, 3/18/25 in Dayton  
**Made 7/game:** \*Jae'Lyn Withers vs. Notre Dame, 3/12/25 in Charlotte  
**Made 8/game:** Rashad McCants vs. Clemson, 3/2/04 (tied UNC record)

**5 or more/consecutive games:** RJ Davis–5 vs. Clemson, 2/6/24, and at Miami, 2/10/24  
**6 or more/consecutive games:** Coby White–6 vs. Syracuse, 2/26/19; 6 at Clemson, 3/2/19  
**Four players made 3 or more:** Leaky Black (3), RJ Davis (3), Caleb Love (3), Pete Nance (3) at Florida State, 2/27/23 (only time in UNC history)  
**Missed every attempt (5 or more):** Seth Trimble (0x5) at Pitt, 1/28/25  
**Missed every attempt (more than 5):** ^ RJ Davis (0x9) vs. Alabama, 3/28/24 in Los Angeles  
**Made 3FGs/30 or more consecutive games:** 41 by RJ Davis, 2022-23 through 2023-24  
**Multiple 3FGs/20 or more consecutive games:** 23 by RJ Davis, Northern Iowa through Virginia Tech, 2023-24 (UNC record)  
**Six players made a 3FG:** ^vs. San Diego State, 3/18/25 in Dayton  
**Seven players made a 3FG:** at Virginia Tech, 3/4/25  
**Eight players made a 3FG:** at Wake Forest, 2/16/19  
**Made 10 in a half:** ^1st half vs. Alabama, 3/28/24 in Los Angeles  
**Made 11 in a half:** at Florida State, 1st half, 2/27/23 (tied UNC record)  
**Made 10, 11, 12, 13 or 14:** ^vs. San Diego State, 3/18/25 in Dayton  
**Made 15:** at Virginia Tech, 3/4/25  
**Made 16:** at Wake Forest, 2/16/19  
**Made 17:** vs. Florida State, 1/25/95 (UNC record)  
**Made 10/3 consecutive games:** 10 at Florida State, 2/24/25; 10 vs. Miami, 3/1/25; 15 at Virginia Tech, 3/4/25  
**Made first five to begin the game:** ^vs. San Diego State, 3/18/25 in Dayton  
**Missed its first 10 or more attempts:** 11 vs. Florida, 12/17/24 in Charlotte  
**Missed 10 or more consecutive attempts:** 11 at Wake Forest, 1/21/25  
**Missed 15 or more consecutive attempts:** 16 vs. Alabama, 12/4/24  
**Attempted 30 or more:** 32 at Wake Forest, 1/21/25  
**Attempted 30 or more/consecutive games:** ^32 vs. Alabama, 3/28/24 in Los Angeles; 32 vs. Elon, 11/4/24  
**Attempted 35 or more:** ^35 vs. Marquette, 3/17/22 in Fort Worth, Texas  
**Did not make a three-pointer:** 0 vs. Princeton, 12/13/97 (988 consecutive games with at least one three-pointer through Ole Miss)  
**No starter made a 3FG:** vs. Kentucky, 12/18/21 in Las Vegas (Brady Manek made one)  
**70 percent (min. 20 att.):** 72.7 (16x22) vs. Western Carolina, 12/6/17  
**60 percent and lost:** ^64.7 (11x17) vs. Villanova, 4/4/16 in Houston  
**50 percent (min. 20 att.):** ^53.8 (14x24) vs. San Diego State, 3/18/25 in Dayton  
**Under 10 percent:** 8.7 (2x23) at Notre Dame, 2/22/23  
**Made more 3FGs than 2FGs:** at Florida State, 2/27/23 (made 14 3FG and nine 2FG)  
**Attempted more 3FGs than 2FGs:** at Miami, 2/10/24 (28 2FGA, 31 3FGA)  
**Scored more points from 3FGs than 2FGs and FTs:** \*vs. Notre Dame, 3/12/25 in Charlotte (39 points on 3FG, 30 points on 2FG and 7 FT)  
**Made less than five and won:** 2 at Notre Dame, 2/22/23  
**Made 10 or more and lost:** 11 vs. Michigan State, 11/27/24 in Maui  
**Made 12 or more and lost:** ^12 vs. Alabama, 3/28/24 in Los Angeles

## CAROLINA FREE THROWS

**Made 10 or more:** 10 by RJ Davis vs. Dayton, 11/25/24 in Maui (11 attempts)  
**Made 15 or more:** 17 by Garrison Brooks vs. Georgia Tech, 1/4/20 (18 attempts)  
**Made 20 or more:** 20 by Tyler Zeller vs. Maryland, 2/29/12 (23 attempts)  
**Made 21:** York Larese vs. Duke, 12/29/59 in Raleigh (UNC record)  
**Attempted 20 or more:** 23 by Tyler Zeller vs. Maryland, 2/29/12  
**10 for 10:** RJ Davis vs. Arkansas, 11/24/23 in the Bahamas  
**12 for 12 on the road:** Caleb Love at Duke, 3/5/22  
**14 for 14:** RJ Davis vs. NC State, 1/21/23  
**Made 40 or more in a row:** 41 by RJ Davis from 11/23/23-12/16/23 (tied UNC record)  
**Missed every attempt (more than 5):** Garrison Brooks (0x7) vs. Boston College, 2/1/20  
**100 percent (min. 10 att.):** vs. Wisconsin, 11/23/16 in Maui (12x12)  
**90 percent (min. 30 att.):** 90.3 (28x31) at Kansas, 11/8/24  
**Under 50 percent:** 45.5 (5x11) at Clemson, 2/10/25  
**Under 40 percent:** 38.9 (7x18) vs. Louisville, 2/20/21  
**Under 30 percent:** 27.3 (3x11) at Wake Forest, 2/16/19  
**Made 30 or more:** 32 (attempted 38) vs. Tennessee, 11/29/23  
**Made 40 or more:** 41 (attempted 59) vs. Clemson, 1/28/98  
**Made fewer than five:** 4 at NC State, 1/11/25  
**Made 20 or more in a loss:** 20 vs. Stanford, 1/18/25  
**Made 25 or more in a loss:** 28 at Kansas, 11/8/24  
**Missed 20 or more:** 23 (24x47) vs. Texas, 12/18/13  
**Missed 25 or more:** 26 (22x48) vs. Belmont, 11/17/13  
**Attempted 50:** 50 (made 36) vs. Maryland, 2/15/04  
**Attempted fewer than five:** 3 at Duke, 2/4/23  
**Did not attempt a free throw in a half:** 2nd half at Wake Forest, 1/21/25  
**Made more free throws than field goals:** vs. UCLA, 12/21/24 in New York (22 FGs, 24 FTs)  
**No starter made a free throw:** at Wake Forest, 2/16/19  
**Only one player made a free throw:** Armando Bacot at Duke, 2/4/23 (2x2)

## CAROLINA REBOUNDS

**10 more by a guard:** 12 by Seth Trimble at Pitt, 1/28/25  
**10 or more in consecutive games by a guard:** Seth Trimble–12 vs. Boston College, 1/25/25, and 12 at Pitt, 1/28/25  
**10 or more by a non-starter:** 11 by Drake Powell vs. American, 11/15/24  
**10 or more in 5 or more straight games:** 7 by Armando Bacot, 2023-24  
**10 or more in 13 straight games:** Armando Bacot, 2021-22  
**10 or more in 15 straight games:** John Henson, 2010-11  
**10:** \*Ven-Allen Lubin vs. Duke, 3/14/25 in Charlotte  
**11, 12 or 13:** \*13 by Ven-Allen Lubin vs. Wake Forest, 3/13/25 in Charlotte  
**14 or 15:** ^15 by Armando Bacot vs. Wagner, 3/21/24 in Charlotte  
**16 or 17:** 17 by Harrison Ingram vs. Virginia Tech, 2/17/24

## LAST TIME BY TAR HEEL FRESHMEN

**Three starters:** \*Caleb Love, Day'Ron Sharpe and Kerwin Walton vs. Notre Dame, 3/10/21 in Greensboro  
**Four starters:** \*Raymond Felton, Rashad McCants, David Noel and Byron Sanders vs. Duke, 3/15/03 in Greensboro  
**Led UNC in scoring:** Ian Jackson (19) at Virginia Tech, 3/4/25  
**Led UNC in scoring/four consecutive games:** Ian Jackson vs. UCLA (24), Campbell (26), at Louisville (23), at Notre Dame (27), 2024-25  
**20 points/half:** 20 (2nd) by Cole Anthony vs. Boston College, 2/1/20  
**20 points/four consecutive games:** Ian Jackson vs. UCLA (24), Campbell (26), at Louisville (23), at Notre Dame (27), 2024-25  
**20 points/five consecutive games:** Phil Ford vs. NC State (22), Duke (22), Wake Forest (25), Clemson (29), NC State (24), 1974-75  
**20 or more points/non-starter:** 23 by Ian Jackson vs. Alabama, 12/4/24  
**20 points/two freshmen:** Coby White (27), Nassir Little (23) vs. Virginia Tech, 1/21/19  
**25 or more points:** Ian Jackson (27) at Notre Dame, 1/4/25  
**25 points/consecutive games:** Cole Anthony– 25 at Syracuse, 2/29/20, and 28 vs. Wake Forest, 3/3/20  
**More than 27 points:** 28 by Cole Anthony vs. Wake Forest, 3/3/20  
**30 points:** 34 by Cole Anthony vs. Notre Dame, 11/6/19  
**30 points in college debut:** 34 by Cole Anthony vs. Notre Dame, 11/6/19 (ACC record)  
**40 points:** \*40 by Harrison Barnes vs. Clemson, 3/12/11 in Greensboro  
**70 combined points/all freshmen:** \*70 by Walker Kessler (16), Caleb Love (15), RJ Davis (14), Day'Ron Sharpe (14), Anthony Harris (8) and Kerwin Walton (3) vs. Notre Dame, 3/10/21 in Greensboro  
**50 combined points/two freshmen:** Coby White (27) and Nassir Little (23) vs. Virginia Tech, 1/21/19  
**Only four Tar Heels in double figures:** Walker Kessler (20), Kerwin Walton (13), RJ Davis (10), Caleb Love (10) vs. Florida State, 2/27/21  
**Four in double figures:** \*Walker Kessler (16), Caleb Love (15), RJ Davis (14) and Day'Ron Sharpe (14) vs. Notre Dame, 3/10/21 in Greensboro  
**Led UNC in points, rebounds, assists:** Cole Anthony (16/8/3) at FSU, 2/3/20  
**Led UNC in points, rebounds, blocks:** Walker Kessler (20/8/4) vs. FSU, 2/27/21  
**Led UNC in points, rebounds, assists, steals:** Cole Anthony (34/11/5/1) vs. Notre Dame, 11/6/19  
**Led UNC in points, rebounds, blocks, steals:** Armando Bacot vs. Elon (22/14/3/2), 11/20/19  
**10 or 11 field goals:** 11 by Ian Jackson at Notre Dame, 1/4/25  
**12 field goals:** Cole Anthony vs. Notre Dame, 11/6/19  
**13 field goals:** Tyler Hansbrough vs. Georgia Tech, 2/15/06  
**14 field goals:** Antawn Jamison at Maryland, 1/6/96  
**15 field goals:** ^J.R. Reid vs. Notre Dame, 3/19/87 in East Rutherford, N.J.  
**5 three-pointers:** Ian Jackson at Virginia Tech, 3/4/25  
**Made 5 or more three-pointers in consecutive games:** Coby White– 6 vs. Syracuse, 2/26/19; 6 at Clemson, 3/2/19  
**6 or 7 three-pointers:** 7 by Cole Anthony at Syracuse, 2/29/20  
**8 three-pointers:** Raymond Felton at NC State, 1/26/03  
**10 or more free throws:** 14 by Cole Anthony vs. Boston College, 2/1/20  
**14 free throws:** Cole Anthony vs. Boston College, 2/1/20  
**15 free throws:** \*Phil Ford vs. Clemson, 3/7/75 in Greensboro  
**100% free throws (more than 10 attempts):** 14x14 by Cole Anthony vs. Boston College, 2/1/20  
**10 or more rebounds:** 11 by Drake Powell vs. American, 11/15/24  
**10 or more rebounds by a guard:** 11 by Cole Anthony vs. Duke, 2/8/20  
**10 or more rebounds by a guard, consecutive games:** Cole Anthony– 11 vs. Notre Dame, Nov. 6, 2019; 10 at UNCW, 11/8/19  
**10 or more rebounds, three consecutive games:** Armando Bacot– 12 vs. Miami, 1/25/20; 11 at NC State, 1/27/20; 10 vs. Boston College, 2/1/20  
**More than 15 rebounds:** 16 by Day'Ron Sharpe at Miami, 1/5/21  
**20 rebounds:** by Antawn Jamison at Virginia, 1/17/96  
**10 assists:** Elliot Cadeau vs. Tennessee, 11/29/23  
**10 or more assists/zero turnovers:** Elliot Cadeau vs. Tennessee, 11/29/23 (10/0)  
**More than 10 assists:** ^14 by Kendall Marshall vs. Washington, 3/20/11 in Charlotte  
**15 or more assists:** 16 by Kendall Marshall vs. Florida State, 2/6/11  
**Points/rebounds double-double three consecutive games:** Armando Bacot – 19/12 vs. Miami, 1/25/20; 11/11 at NC State, 1/27/20; 11/10 vs. Boston College, 2/1/20  
**Points/rebounds double-double in consecutive games by a guard:** Cole Anthony– 34/11 vs. Notre Dame, 11/6/19; 20/10 at UNCW, 11/8/19 (first time a UNC freshman had consecutive 20/10 games)  
**20 points/10 rebounds/5 blocks:** by Armando Bacot (23/12/5) vs. Oregon, 11/29/19 in The Bahamas  
**15 points/10 rebounds/8 blocks:** \*Walker Kessler vs. Notre Dame, 3/10/21 in Greensboro (16/12/8)  
**25 points/7 assists:** 25/7 by Caleb Love at Duke, 2/6/21  
**25 points/10 rebounds:** 25/10 by Day'Ron Sharpe vs. Notre Dame, 1/2/21  
**30 points/10 rebounds:** 34/11 by Cole Anthony vs. Notre Dame, 11/6/19  
**40 points/10 rebounds:** 40/10 by Tyler Hansbrough vs. Georgia Tech, 2/15/06  
**Points/assists double-double:** ^13 points/14 assists by Kendall Marshall vs. Washington, 3/20/11 in Charlotte  
**Double-double in points & rebounds with 7 or more assists:** Armando Bacot (19/12/7) vs. Miami, 1/25/20  
**5 or more blocked shots:** \*8, Walker Kessler vs. Notre Dame, 3/10/21 in Greensboro  
**5 steals:** ^Marcus Paige vs. Kansas, 3/24/13 in Kansas City, Mo.  
**More than 5 steals:** 8 by Tyler Hansbrough vs. UNC Asheville, 12/28/05

\* ACC Tournament, ^ NCAA Tournament, ~ NIT

**15 or more/consecutive games:** 3 in a row by Armando Bacot (16 at Louisville, 16 vs. Boston College, 18 vs. NC State, 2022-23)  
**15 or more/5 consecutive games:** Armando Bacot (^16 vs. Baylor, ^15 vs. UCLA, ^22 vs. Saint Peter's, ^21 vs. Duke, ^15 vs. Kansas, 2022 NCAA Tournament)  
**18 or 19:** 19 by Harrison Ingram at NC State, 1/10/24  
**20:** Armando Bacot vs. Lehigh, 11/12/23  
**20 or more/consecutive games:** Armando Bacot (^22 vs. Saint Peter's, 3/27/22 in Philadelphia, ^21 vs. Duke, 4/2/22 in New Orleans)  
**21, 22 or 23:** 23 by Armando Bacot vs. James Madison, 11/20/22  
**24:** Sean May vs. Duke, 3/6/05  
**25 or more:** 30 by Rusty Clark vs. Maryland, 2/21/68 (UNC record)  
**10 offensive:** Kennedy Meeks at Clemson, 1/3/17  
**more than 10 offensive:** 12 by Brice Johnson at Duke, March 5, 2016  
**10 or more in both halves:** 11 and 12 by Armando Bacot vs. James Madison, 11/20/22  
**15 or more/half:** ^15 in 1st by Bacot vs. Saint Peter's, 3/27/22 in Philadelphia  
**40 or more over 3 consecutive games:** 43 by Harrison Ingram (17 at Florida State, 13 at Georgia Tech, 13 vs. Duke), 1/22-2/3/2024  
**50 or more over 3 consecutive games:** 50 by Armando Bacot (16 at Louisville, 16 vs. Boston College, 18 vs. NC State) 1/14-21/2022  
**70 or more over 4 consecutive games:** 73 by Armando Bacot (^15 vs. UCLA, ^22 vs. Saint Peter's, ^21 vs. Duke, ^15 vs. Kansas, 2022 NCAA Tournament)  
**85 or more over 5 consecutive games:** 89 by Armando Bacot (^16 vs. Baylor, ^15 vs. UCLA, ^22 vs. Saint Peter's, ^21 vs. Duke, ^15 vs. Kansas, 2022 NCAA Tournament)  
**Three in double-figures:** Armando Bacot (11), Leaky Black (11), Pete Nance (10) at Notre Dame, 2/22/23  
**Three w/5 or more offensive:** Bacot (6), Black (6), Nance (5) at Notre Dame, 2/22/23  
**50 rebounds in a loss:** 50 at Wake Forest, 2/7/23  
**60 rebounds:** vs. Alabama, 11/27/19 in the Bahamas  
**70 rebounds:** 72 vs. Nicholls, 12/19/11  
**Margin of 20 or more:** \*+23, 46-23 vs. America, 11/15/24  
**Margin of 25 or more:** \*+26, 48-22 vs. Florida State, 3/14/24 in Washington, D.C.  
**Margin of 30 or more:** +31, 56-25 vs. Elon, 11/20/19  
**Margin of 35 or more:** +35, 58-23 vs. Boston College, 1/9/18  
**Margin of 10 or more in a loss:** +10, 38-28 at Pitt, 1/28/25  
**Margin of 10 or more in 5 consecutive ACC games:** +19 vs. NC State, 2/19/25; +14 vs. Virginia, 2/22/25; +14 at Florida State, +12 vs. Miami, 3/1/25; +11 at Virginia Tech, 3/4/25 (first time in UNC history)  
**30 offensive rebounds:** 31 vs. Nicholls, 12/19/11  
**One offensive rebound:** vs. Pitt, 2/14/16  
**Fewer than five offensive rebounds:** 3 vs. Virginia, 1/25/23  
**30 second-chance points:** vs. Charleston, 11/25/20  
**35 or more second-chance points:** 36 vs. Nicholls, 12/19/11  
**One second-chance point:** at Georgia Tech, 1/29/19  
**Two second-chance points:** at Notre Dame, 1/4/25  
**Three second-chance points:** vs. Michigan State, 11/27/24 in Maui

## CAROLINA DOUBLE-DOUBLES

**In a Half:** ^Armando Bacot (14 pts/11 reb) 1st half vs. Wagner, 3/21/24 in Charlotte  
**In a Half/Consecutive Games:** Armando Bacot (11 pts/10 reb) 1st half at Louisville, 1/14/23; (10 pts/12 reb) 1st half vs. Boston College, 1/17/23  
**Both halves:** Brice Johnson at Florida State, 1/4/16 (11/11 in 1st, 28/12 in 2nd)  
**Three in a game (points/rebounds):** ^Armando Bacot (15/15), Brady Manek (13/13), RJ Davis (15/12) vs. Kansas, 4/4/22 in New Orleans  
**Four in a game (points/rebounds):** Larry Miller (29/10), Charlie Scott (18/14), Rusty Clark (13/13), Bill Bunting (10/11) vs. Clemson, 2/16/68 in Charlotte  
**Points & rebounds/3 consecutive games:** \*Ven-Allen Lubin vs. Notre Dame, Wake Forest, Duke, 3/12-14/25  
**Points & rebounds/10 consecutive games:** Armando Bacot vs. Furman, Kentucky, App State, Boston College, Notre Dame, Virginia, Georgia Tech, Miami, Wake Forest, Virginia Tech, 12/14/21-1/24/22  
**40 points/20 rebounds:** Billy Cunningham (48/25) vs. Tulane, 12/10/64  
**35 points/10 rebounds:** Garrison Brooks (35/11) vs. Georgia Tech, 1/4/20  
**30 points/20 rebounds:** Brice Johnson (39/23) at Florida State, 1/4/16  
**30 points/15 rebounds:** Luke Maye (30/15) at Duke, 2/20/19  
**30 points/10 rebounds:** Garrison Brooks (35/11) vs. Georgia Tech, 1/4/20  
**30 points/10 rebounds/5 assists:** Cole Anthony (34/11/5) vs. Notre Dame, Nov. 6, 2019  
**25 points/20 rebounds:** Armando Bacot (29/22) vs. Virginia, 1/8/22  
**25 points/15 rebounds/5 blocks:** Armando Bacot at NC State, 2/26/22 (28/18/5)  
**25 points/10 rebounds/5 assists:** Armando Bacot vs. Duke, 2/3/24 (25/10/5)  
**25 points/10 rebounds/5 3FG:** ^Brady Manek vs. Marquette, 3/17/22 in Fort Worth, Texas (28/11/5)  
**20 points/20 rebounds:** Armando Bacot (22/20) vs. Lehigh, 11/12/23  
**20 points/10 assists/5 steals/0 turnovers:** RJ Davis (20/10/5/0) vs. Char. Southern, 12/29/23  
**First game in career:** Day'Ron Sharpe (13 pts/10 reb) vs. Charleston, 11/25/20  
**By a non-starter:** ^Jae'Lyn Withers (16 pts/10 reb) vs. Wagner, 3/21/24 in Charlotte  
**Points & rebounds/consecutive games by a guard:** Seth Trimble– 18 pts/12 reb vs. Boston College, 1/25/25, and 10 pts/12 reb at Pitt, 1/28/25  
**Points & rebounds/consecutive games by a point guard:** Cole Anthony (34/11 vs. Notre Dame, 11/6/19; 20/10 at UNCW, 11/8/19)  
**Points & rebounds with 6 or more assists:** Harrison Ingram vs. Arkansas, 11/24/23 in the Bahamas (13/10/6)  
**Points & rebounds with 7 or more assists:** Armando Bacot vs. Miami, 1/25/20 (19/12/7)  
**Points & assists:** Elliot Cadeau (14/13) at Wake Forest, 1/21/25  
**Points & assists/consecutive games:** ^Kendall Marshall (11/10) vs. Vermont, 3/16/12, and (18/11) vs. Creighton, 3/18/12, in Greensboro

**Points & assists/3 consecutive games:** Kendall Marshall (20/10) at Duke, 3/3/12; (13/12) vs. Maryland, 3/9/12\*; and (12/10) vs. NC State, 3/10/12\* in Atlanta

#### CAROLINA TRIPLE-DOUBLES

**Pts, rebs, assists:** Jason Capel (16/11/10 assists) vs. Buffalo, 12/17/00  
**Pts, rebs, blocks:** Brendan Haywood (18/14/10 blocks) vs. Miami, 12/4/00

#### CAROLINA ASSISTS

**Assists on at least half of UNC's field goals:** 13 (of 26 FGs) by Elliot Cadeau at Wake Forest, 1/21/25  
**10, 11 or 12:** ^12 by Elliot Cadeau vs. San Diego State, 3/18/25 in Dayton  
**10 or more/consecutive games:** ^Kendall Marshall– 10 vs. Vermont, 3/16/12; 11 vs. Creighton, 3/18/12 in Greensboro, N.C.  
**10 or more/3 consecutive games:** Kendall Marshall– 10 at Duke, 3/3/12; 12 vs. Maryland, 3/9/12\* in Atlanta; 10 vs. NC State, 3/10/12\* in Atlanta  
**10 or more assists & no turnovers:** RJ Davis vs. Charleston Southern, 12/29/23 (10/0)  
**13:** Elliot Cadeau at Wake Forest, 1/21/25  
**14, 15 or 16:** 16 by Kendall Marshall at Maryland, 2/4/12  
**17 or 18:** 18 by Raymond Felton vs. George Mason, 12/7/2003 (UNC record)  
**30 or more:** 32 vs. Miami, 1/25/20  
**Assists on 80 percent of its field goals:** 80.8% at Syracuse, 1/24/23 (21 on 26 FG)  
**Assists on 90 percent of its field goals:** 96.8% vs. East Tennessee State, 12/8/12 (30 assists on 31 field goals)  
**20 or more assists & 5 or fewer turnovers:** 20 and 5 vs. Charleston Southern, 12/29/23  
**Fewer than five:** 4 vs. UNCW, 11/7/22  
**No Tar Heel with multiple assists:** vs. NC State, 1/21/23 (five players had one)

#### CAROLINA TURNOVERS

**6:** Elliot Cadeau at Clemson, 2/10/25  
**7:** Elliot Cadeau vs. Georgia Tech, 12/7/24  
**8:** Marcus Paige at Maryland, 3/6/13  
**15 or more/half:** 15 (1st) at Georgia Tech, 2/16/10  
**20 and won:** ^21 vs. Baylor, 3/19/22 in Fort Worth, Texas  
**20 and won on the road:** at Miami, 1/5/21  
**More than 20 and won on the road:** 23 at NC State, 1/8/19  
**25 or more/game:** 26 at Clemson, 1/13/10  
**Fewer than 5:** 2 vs. Duke, 2/8/18 (tied school record)  
**5 or fewer in a loss:** 5 vs. Stanford, 1/18/25  
**Fewer than 10 in 6 consecutive games:** \*vs. Pitt (9), \*vs. NC State (8), ^vs. Wagner (9), ^vs. Michigan State (5), ^vs. Alabama (8), 2023-24; vs. Elon (6), 11/4/24  
**Opponent scored 0 points off UNC turnovers:** Fairfield, 11/15/15 (10 UNC turnovers)  
**Opponent scored 1 point off UNC turnovers:** Duke, 2/8/18 (2 UNC turnovers)  
**Opponent scored 30 points off UNC turnovers:** 30 at Miami, 1/18/22 (14 UNC turnovers)  
**Opponent scored more than 30 points off UNC turnovers:** 31 by Texas, 11/22/18 in Las Vegas (17 UNC turnovers)

#### CAROLINA BLOCKED SHOTS

**Two Tar Heels w/4 or more:** Leaky Black (4) and Pete Nance (4) vs. Virginia, 2/25/23  
**5:** Jalen Washington at Notre Dame, 1/4/25  
**6:** Armando Bacot vs. Florida State, 12/2/23  
**7 or 8:** \*8 by Walker Kessler vs. Notre Dame, 3/10/21 in Greensboro  
**9:** John Henson vs. Michigan State, 11/11/2011 on USS Carl Vinson in San Diego  
**10:** Brendan Haywood vs. Miami, 12/4/00 (UNC record)  
**Blocked a last-second shot to win:** Jalen Washington at NC State, 1/11/25  
**UNC blocked 10:** at Virginia, 2/24/24  
**More than 10:** \*12 vs. Notre Dame, 3/10/21 in Greensboro  
**15:** vs. Northern Kentucky, 12/27/13

#### CAROLINA STEALS

**5:** RJ Davis vs. Syracuse, 1/13/24  
**6:** Marcus Paige at Georgia Tech, 3/3/15  
**7 or 8:** ^8 by Ty Lawson vs. Michigan State, 4/6/09 in Detroit  
**9:** Derrick Phelps at Georgia Tech, 2/2/1992 (UNC record)  
**UNC made 10:** at Virginia Tech, 3/4/25  
**UNC made 11:** vs. Florida, 12/17/24 in Charlotte  
**UNC made 12 or 13:** 13 vs. Syracuse, 1/13/24  
**UNC made 15 or more:** 16 vs. Tennessee Tech, 11/16/18  
**UNC made 20:** vs. UNC Asheville, 12/28/05

#### CAROLINA MISCELLANEOUS (UNC scores listed first)

**Led UNC in points, rebounds and assists:** RJ Davis vs. Kentucky, 12/16/23 in Atlanta (27 points, 7 rebounds, 4 assists)  
**Led UNC in points, rebounds, assists and blocks:** Armando Bacot vs. Boston College, 1/17/23 (20 points, 16 rebounds, 3 assists, 1 blocks)  
**Led UNC in points, rebounds, assists and steals:** ^Armando Bacot vs. Kansas, 4/4/22 in New Orleans (15 points, 15 rebounds, 2 assists, 1 steal)  
**Led UNC in scoring making only three-pointers:** \*Jae'Lyn Withers (7 threes, 21 points) vs. Notre Dame, 3/12/25 in Charlotte  
**Game-tying shot w/0.00 on the clock to force overtime:** Pete Nance vs. Ohio State, 12/17/22 in New York, N.Y. (UNC won 89-84 in overtime)  
**Game-winning shot w/0.00 on the clock:** \*Tyler Zeller vs. Miami, 3/11/11 in Greensboro (UNC won 61-59)  
**Game-winning shot w/less than a second:** ^Luke Maye (0.3) vs. Kentucky, 3/24/17 in Memphis (UNC won 75-73)  
**Game-winning shot w/less than five seconds:** Brady Manek (3.1) at Clemson 2/8/22  
**Game-winning shot w/less than 20 seconds:** Pete Nance (17.7) at Syracuse, 1/24/23

**Game-winning shot w/less than 30 seconds:** Jalen Washington (0:25) at NC State, 1/11/25  
**Game-winning shot w/less than a minute:** RJ Davis (0:51) vs. Pitt, 2/8/25  
**Game-winning shots w/under 10 seconds in consecutive wins:** Leaky Black (9.1) vs. Notre Dame, 1/2/21; Andrew Platek (3.6) at Miami, 1/5/21  
**Free throw w/less than 10 seconds to win:** Elliot Cadeau with 4.8 seconds left to win, 74-73, at Notre Dame, 1/4/25  
**Two free throws w/less than 10 seconds to win:** Joel Berry II with 7.1 seconds left to win, 69-68, at Notre Dame, 1/13/18  
**Sent game to overtime with less than 30 seconds to play:** Seth Trimble field goal with 12.9 seconds to play to tie Boston College at 89, 1/25/25  
**Hit a shot from beyond halfcourt:** P.J. Hairston vs. Mississippi St, 11/19/12 in Maui  
**Played the entire game:** Cormac Ryan at Syracuse, 2/13/24  
**Played all 45 minutes/OT game:** ^RJ Davis, 45:00 vs. Baylor, 3/19/22 in Fort Worth  
**Played all 55 minutes/triple overtime game:** Larry Miller vs. Duke, 3/2/68  
**Five players played an entire half:** Armando Bacot, Leaky Black, RJ Davis, Caleb Love, Brady Manek, 2nd half at Duke, 3/5/22  
**Four players played at least 45 minutes:** Caleb Love (57:24), Leaky Black (53:52), RJ Davis (50:36), Puff Johnson (48:07) vs. Alabama, 11/27/22 in Portland, Ore. (4 OT)  
**Played 50 minutes:** Caleb Love (57:24), Leaky Black (53:52), RJ Davis (50:36), vs. Alabama, 11/27/22 in Portland, Ore. (4 OT)  
**UNC rallied from halftime deficit to win:** trailed UCLA, 32-40, 12/21/24 in New York, and won, 76-74  
**UNC rallied from double-figure deficit at halftime to win:** trailed Dayton by 18 (33-51) and won 92-90, 11/25/24 in Maui  
**UNC rallied from double-figure deficit w/less 10:00 to play and win:** trailed UCLA, 50-61 with 9:49 to play and won, 76-74, 12/21/24 in New York  
**UNC rallied from 20 points down to win:** trailed Dayton by 21 (35-56) with 17:36 to play and won 92-90, 11/25/24 in Maui  
**UNC rallied from double-figure deficits in the 2nd half to win consecutive games:** trailed Miami 34-53 (-19) w/9:51 to play and won, 61-59, 3/11/11\* in Greensboro; trailed Clemson 30-41 (-11) w/17:23 to play and won, 92-87, in overtime, 3/12/11\* in Greensboro  
**UNC rallied from multiple possessions behind with fewer than 30 seconds:** trailed Boston College 85-89 with 18.6 seconds to play, won 102-96 in overtime, 1/25/25  
**Four-point play (individual):** Ian Jackson at Duke, 2/1/25  
**Four-point play (individual) to win the game:** Elliot Cadeau with 4.8 seconds to play at Notre Dame, 1/4/25  
**UNC did not score a fastbreak point:** at Clemson, 1/6/24  
**UNC scored 25 fastbreak points:** \*26 vs. Florida State, 3/14/24 in Washington, D.C.  
**UNC trailed by double-digits in the first half in four consecutive games:** 2024-25 (vs. Dayton, Auburn, Michigan State and Alabama)  
**UNC trailed by double-digits at halftime in four consecutive games:** 2024-25 (vs. Dayton, Auburn, Michigan State and Alabama)  
**UNC led an AP Top-10 team by 20 or more at half:** 22 vs. No. 10 Tennessee, 11/29/23 (led 61-29, won 100-92)  
**UNC led by 20 or more at half:** ^24 vs. San Diego State, 3/18/25 in Dayton (led 47-23)  
**UNC led by 25 or more at half:** 28 vs. NC State, 2/19/25 (led 54-26)  
**UNC led by 30 or more at the half:** 38 vs. Florida State, 2/12/22 (led 62-24)  
**UNC out-scored the opponent by 10 or more points in second half and lost:** ^38-27 vs. Ole Miss and lost 64-71, 3/21/25 in Milwaukee  
**UNC out-scored the opponent by 15 or more points in a half and lost:** \*outscored Duke 47-29 in second half and lost 71-74, 3/14/25 in Charlotte  
**UNC led ACC opponent by 30 or more:** led Virginia Tech 79-43, won 91-49, 3/4/25  
**UNC led ACC opponent by 35 or more:** led Notre Dame 84-46, won 84-51, 3/5/24  
**UNC led by 40:** ^led San Diego State by 40, 82-42, and won, 95-68, 3/18/25 in Dayton  
**UNC led by 50:** led and defeated American by 52, 107-55, 11/15/24  
**Committed 30 personal fouls:** 30 vs. Villanova, 11/23/23 in the Bahamas  
**Committed more than 30 personal fouls:** 33 at Louisville, 1/31/15  
**Committed fewer than 10 personal fouls:** 7 vs. Miami, 3/1/25  
**Drew 10 or more personal fouls:** 11 by Armando Bacot vs. Pittsburgh, 2/1/23  
**UNC scored more points off turnovers, second chance points, fastbreak points, paint points and bench points:** ^vs. San Diego State, 3/18/25 in Dayton  
**UNC scored more points off turnovers, second chance points, fastbreak points, paint points and bench points in a loss:** ^vs. Ole Miss, 3/21/25 in Milwaukee

## OPPONENTS

#### SCORING

**40:** 47 by Malik Monk, Kentucky, 12/17/16 in Las Vegas  
**35 or more:** 37 by Dalton Knecht, Tennessee, 11/29/23 (tied Smith Center oppt. record)  
**30:** 32 by Colby Duggan, Campbell, 12/29/24  
**30 by different players in three consecutive games:** 34 by Eric Dixon, Villanova, 11/23/23; 34 by Tramon Mark, Arkansas, 11/24/23 (both games in the Bahamas); 37 by Dalton Knecht, Tennessee, 11/29/23  
**Freshman scored 30:** 34 by Terquavion Smith, NC State, 1/29/22  
**30/consecutive games:** Xavier Rathan-Mayes, Florida State (35 at UNC, 1/24/15, and 30 in Tallahassee, 1/4/16)  
**30/twice in a season:** Nolan Smith, Duke (34 at Duke, 2/9/11; 30 at UNC, 3/5/11)  
**20/three times in one season:** Luke Kennard, Duke (20, 28 and 20), 2017  
**One w/30, one w/25:** 34 by Terquavion Smith, 25 by Jericole Hellems, NC State, 1/29/22  
**Two w/20:** Matthew Cleveland (25), Brandon Johnson (20), Miami, 3/1/25  
**Three w/20:** Jared McCain (23), Kyle Filipowski (22), Jeremy Roach (20), Duke, 2/3/24  
**Four w/20:** Damion James (25), Dexter Pittman (23), J'Covan Brown (21) and Avery Bradley (20), Texas, 12/19/09 in Arlington, Texas  
**More than 25/half:** 27 in first half by Malik Monk, Kentucky, 12/17/16 in Las Vegas

**20/1st half:** Viktor Lakhin at Clemson, 2/10/25  
**20/2nd half:** JJ Starling at Syracuse, 2/15/25  
**more than 20/2nd half:** 22 by Dalton Knecht, Tennessee, 11/29/23  
**25/half:** 25 in 2nd half by Tyree Appleby at Wake Forest, 2/7/23  
**20/both halves:** 27 and 20 by Malik Monk, Kentucky, 12/17/16 in Las Vegas  
**Non-starter scored 30:** 33 by Brent Arrington, Mississippi Valley State, 11/20/11  
**Non-starter scored 25:** 25 by Matthew Cleveland, Miami, 3/1/25  
**Non-starter was leading scorer:** ^Wayne McKinney, San Diego State (co-led) with 12 points, 3/18/25 in Dayton  
**Scored 30+ points on fewer than 10 field goals:** 35 by Tyree Appleby at Wake Forest, 2/7/23 (6x20 FG, 0x6 3FG, 23x28 FT)  
**Scored 10 straight points for his team:** the first 10 by Marcus Hill at NC State, 1/11/25  
**Scored 11 straight points for his team:** the first 11 by Tyler Bilodeau, UCLA, 12/21/24 in New York  
**Scored 11 straight points for his team by free throws:** Tyree Appleby at Wake Forest, 2/7/23 (in 1:34)  
**Scored 15 straight points for his team:** Tre Jones, Duke, 2/8/20

---

**No player in double figures:** at Evansville, 12/8/10  
**No starter in double figures:** Boston College, 1/26/22  
**One player in double figures:** \*11 by Markus Burton, Notre Dame, 3/12/25 in Charlotte  
**Two players in double figures in a win over UNC:** 31 by Jamarius Burton and 16 by Blake Hinson at Pitt, 12/30/22  
**Six players in double figures:** Alabama, 12/4/24  
**Six players in double figures/4 consecutive games:** 2024-25 (Dayton, Auburn, Michigan State and Alabama)  
**Six players in double figures in a UNC win:** Dayton, 11/25/24 in Maui (92-90 UNC)  
**Seven players in double figures:** Wake Forest, 12/20/03 (3 OT)  
**Only four players scored:** \*Duke in Brooklyn, 3/9/18  
**Bench scored zero:** Pitt, 1/8/20  
**Bench scored 50 or more:** 55 by Charleston, 11/11/22  
**Bench out-scored the starters:** Miami, 3/1/25 (38-35)  
**Scored 85 in a UNC win:** UNC 96, Florida State 85, 2/24/25  
**Scored 90 in a UNC win:** UNC 102, Boston College 96, 1/25/25 (ot)  
**100 points in a 40-minute game:** 103 by Kentucky, 12/17/16 in Las Vegas  
**100 points in an overtime game:** 103 by Alabama, 11/27/22 in Portland, Ore. (4 OT)  
**Fewer than 45:** \*43 by Virginia, 3/10/22 in Brooklyn  
**Fewer than 50:** 44 at Virginia, 2/24/24  
**Fewer than 60 in a win over UNC:** 56 at Virginia, 12/8/19  
**50/half:** 52, 2nd by Campbell, 12/29/24  
**50/half in a UNC win:** 52, 2nd half by Campbell, 12/29/24  
**60/half:** 61, 2nd by East Carolina, 12/15/12  
**12/half:** 12 (1st half) by East Tennessee State, 12/8/12  
**13/half:** \*13 (1st half) by Virginia, 3/10/22 in Brooklyn  
**14, 15 or 16/half:** 16 (1st half) at Virginia, 2/24/24  
**Fewer than 25/both halves:** 22 and 19 by Virginia, 2/18/17  
**Fewer than 25/half in a win over UNC:** 23, 2nd half at Pitt, 1/18/20  
**Fewer than 30/both halves:** \*29 and 27 by Notre Dame, 3/12/25 in Charlotte  
**Fewer than 30/both halves in a win over UNC:** 27 and 26 at Virginia, 2/27/17

#### OPPONENTS FIELD GOAL SHOOTING

**Made 10, 11 or 12:** 12 by Matthew Cleveland, Miami, 3/1/25  
**Made 13:** Dalton Knecht, Tennessee, 11/29/23 (13x17)  
**Made 14:** Jamarius Burton at Pitt, 12/30/22 (14x17)  
**Two players made 10:** 11 by RJ Barrett, 10 by Cam Reddish at Duke, 2/20/19  
**Made every shot (min. 5 FGA):** \*Patrick Ngongba, Duke, 3/14/25 in Charlotte (6x6)  
**Missed every shot (min. 10 FGA):** Noah Freidel, James Madison, 11/20/22 (0x11)  
**Two players attempted 20:** 26 by Jahvan Quinerly and 21 by Brandon Miller, Alabama, 11/27/22 in Portland, Ore. (4 OT)  
**Attempted more than 25:** 26 by Jahvan Quinerly, Alabama, 11/27/22 in Portland, Ore. (4 OT)  
**Attempted more than 25 in a 40-minute game:** 26 by Paolo Banchemo at Duke, 3/5/22  
**Made 15 or fewer:** 15 by Virginia, 2/18/17  
**Made fewer than 20 in a win over UNC:** 19 at Virginia, 2/13/21  
**Made its first six attempts to begin a game:** Syracuse, 2/28/22  
**Made its first seven attempts to begin a game:** Louisville, 1/12/19  
**Made its first eight attempts to begin a game:** Michigan, 11/29/17  
**Made 10 consecutive FG:** Duke, 2/8/18  
**Made 15 consecutive FG:** Clemson, 1/16/18  
**Attempted 90 or more:** 90 by Alabama, 11/27/22 in Portland, Ore. (4 OT)  
**Missed 10 attempts to begin a game:** 10 by Florida State, 2/12/22  
**Missed more than 10 attempts to begin a game:** 11 by Charleston, 11/25/20  
**Missed 10 or more consecutive FG:** 10 by American (last 10), 11/15/24  
**Missed 15 consecutive FG:** NC State, 3/2/24  
**50 percent/game in UNC win:** 54.0 (27x50) at Florida State, 2/24/25  
**50 percent/both halves:** 51.9 (14x27) and 60.7 (17x28) by Duke, 3/8/25  
**50 percent/both halves and overtime:** 55.2 (16x29) and 50.0 (14x28) by Michigan State, 11/27/24 in Maui (and 75.0 in overtime)  
**50 percent/both halves in UNC win:** 55.2 (16x29) and 56.7 (17x30) by Boston College, 1/25/25  
**Better than 55 percent/game in UNC win:** 55.6 (35x63) by Tennessee, 11/29/23  
**60 percent/half in UNC win:** 62.5 (15x24), 1st at Florida State, 2/24/25  
**60 percent/both halves:** 63.0 (17x27) and 61.9 (13x21) at Syracuse, 2/13/24  
**60 percent/game:** 62.5 (30x48) at Syracuse, 2/13/24  
**65 percent/half:** 66.7 2nd half (24x36), Kentucky, 12/18/21 in Las Vegas  
**70 percent/half:** 72.0 (18x25) 2nd half at Gonzaga, 12/18/19  
**70 percent/game:** \*71.7 (33x46) by Duke, 2/29/80, in Greensboro  
**75 percent/half:** 76.5 (13x17) 2nd half at NC State, 2/3/07

**Under 20 percent/half:** 14.7 (5x34) by American, 11/15/24  
**Under 25 percent/half and won:** 22.7 (5x22) 2nd half at Pitt, 1/18/20  
**Under 30 percent/both halves:** 28.1 (9x32) and 26.5 (9x34) at NC State, 1/10/24  
**Under 30 percent/game:** 27.6 (16x58) at Virginia, 2/24/24  
**Under 35 percent/game and won:** 34.5 (10x29) 1st half by Clemson, 1/11/20  
**Under 40 percent/game and won:** 39.7 (27x6) by Clemson, 2/6/24  
**Under 40 percent/both halves and won:** 36.0 (9x25) & 36.7 (11x30), Villanova, 11/23/23 in the Bahamas  
**50 percent in first half and under 20 percent in second half:** 51.9 (14x27) 1st half and 14.7 (5x34) 2nd half by American, 11/15/24  
**Under 30 percent in first half and 50 percent in second half:** ^26.7 (8x30) and 53.6 (15x28) by San Diego State, 3/18/25 in Dayton  
**Under 30 percent in first half and 60 percent in second half:** 22.5 (9x40) and 60.0 (15x25) at NC State, 1/11/25  
**Under 20 percent in first half and 50 percent in second half:** \*18.5 (5x27) 1st half and 52.0 (13x25) 2nd half by Virginia, 3/10/22 in Brooklyn

#### OPPONENTS THREE-POINTERS

**5:** Donald Hand Jr., Boston College, 1/25/25  
**6 or 7:** 7 by Mark Sears, Alabama, 11/27/22 in Portland, Ore. (4 OT)  
**8:** Malik Monk, Kentucky, 12/17/16 in Las Vegas  
**9:** Grayson Fittner, Gardner-Webb, 11/23/09  
**10:** Kyle McAlarney, Notre Dame, 11/26/08 in Maui  
**7 of 7:** Allerik Freeman, NC State, 1/27/18 (7x7)  
**Made every att. (min. 5):** Ithiel Horton, Pitt, 2/16/22 (5x5)  
**Missed every att. (5 or more):** \*Tyrese Proctor, Duke, 3/14/25 in Charlotte (0x5)  
**Missed every att. (9 or more):** Noah Freidel, James Madison, 11/20/22 (0x9)  
**Two players made at least 5:** 5 by Sam Waardenburg & Isaiah Wong at Miami, 1/18/22  
**Three players made at least 5:** 7 by Jordan Bohannon, 5 by CJ Fredick, 5 by Joe Wieskamp at Iowa, 12/8/20  
**5 in a half:** Cole Swider, 1st half, Syracuse, 2/28/22  
**Attempted 15 3FGs:** 16 by Jordan Bohannon at Iowa, 12/8/20

---

**Nine different players made a 3FG:** Lehigh, 11/12/23  
**Did not make a three-pointer:** Boston College (6 attempts), 1/17/23  
**Made 10:** at Florida State, 2/24/25  
**Made 11 or 12:** 12 at Clemson, 2/10/25  
**Made 13 or 14:** 14 by Boston College, 1/25/25 (ot)  
**Made 15 or 16:** 16 by Alabama, 11/27/22 in Portland, Ore. (4 OT)  
**Made 17:** at Iowa, 12/8/20 (record by an opponent)  
**Made 10 or more/half:** 11, 1st half at Iowa, 12/8/20 (22 attempts)  
**15 or more/consecutive games:** 15 by NC State, 1/27/18, and 15 at Clemson, 1/30/18  
**Attempted 40 or more:** 43 at Iowa, 12/8/20  
**50 percent in a loss (min. 10 att.):** 50.0 (10x20) at Florida State, 2/24/25  
**60 percent (min. 10 att.):** 62.5 (10x16) at Duke, 2/18/15  
**65 percent (min. 10 att.):** 66.7 (8x12) at Illinois, 11/30/10  
**Less than 10 percent (min. 10 att.):** \*9.1% (2x22) by Wake Forest, 3/13/25 in Charlotte  
**Missed 15 or more consecutive:** \*18 by Wake Forest, 3/13/25 in Charlotte (missed last 18 attempts)  
**Made 10 and lost:** at Florida State, 2/24/25  
**Made 11, 12, 13 or 14 and lost:** 14 by Boston College, 1/25/25 (ot)  
**Made 15 or more and lost:** 15 at Louisville, 2/1/22  
**Made less than five and won:** 2 at Wake Forest, 1/21/25  
**Made more 3FG than two-pointers:** Miami, 2/26/24 (14 3FGs, 10 2FGs)  
**Attempted more 3FG than two-pointers:** American (11/15/24) (31 3FGA, 30 2FGA)

#### OPPONENTS FREE THROWS

**Made 15:** 16 by Chucky Hepburn at Louisville, 1/1/25  
**Made 20:** 23 by Tyree Appleby at Wake Forest, 2/7/23 (ACC record)  
**Attempted 20:** Chucky Hepburn at Louisville, 1/1/25  
**Attempted 25:** 28 by Tyree Appleby at Wake Forest, 2/7/23 (ACC record)  
**Made & Attempted 20/Half:** 21x26 in 2nd by Tyree Appleby at Wake Forest, 2/7/23  
**10x10:** JJ Starling at Syracuse, 2/15/25  
**Better than 10x10:** ^12x12 by Tyler Dorsey, Oregon, 4/1/17 in Phoenix  
**100 percent (min. 10):** 100.0 (12x12) by NC State, 1/21/23  
**100 percent (min. 30):** 100.0 (32x32) at Wake Forest, 1/15/05  
**At least 95 percent (min. 20 attempts):** 96.3 (26x27) at Florida State, 1/16/21  
**At least 85 percent (min. 30 attempts):** 88.9 (32x36), Villanova, 11/23/23 in Bahamas  
**Under 30 percent:** 27.3 (3x11) by NC State, 1/8/17  
**Under 40 percent:** 30.8 (4x13) by Louisville, 2/22/17  
**Under 50 percent and won:** ^47.1 (8x17) by Auburn, 3/29/19 in Kansas City, Mo.  
**Made 30 or more:** 32 by Villanova, 11/23/23 in the Bahamas  
**Made 20 or more in a UNC win:** 21 at Florida State, 2/24/25 (21x28)  
**Made 25 or more in a UNC win:** 25 at Boston College, 1/20/24 (25x29)  
**Made one:** The Citadel, 12/13/22  
**Made fewer than five:** 2 by Cal, 1/15/25  
**Made five or fewer and won:** 4 by Tennessee, 11/21/21 in Uncasville, Conn.  
**Attempted 40 or more:** 42 at Wake Forest, 2/7/23  
**Attempted fewer than five:** 4 by Lehigh, 11/12/23  
**Missed 20 or more:** \*20 (21x41) by Pitt, 3/14/14 in Greensboro  
**Only one player attempted:** Jordan Taylor, Wisconsin (3x6), 11/30/11  
**Made more free throws than field goals:** at Boston College, 1/20/24 (25 FTs, 19 FGs)

## OPPONENTS REBOUNDS

**10 by a guard:** 11 by Matthew Cleveland, Miami, 2/26/24  
**19:** Johni Broome, Auburn, 11/26/24 in Maui  
**20 or more:** \*21 by Talib Zanna, Pitt, 3/14/14 in Greensboro  
**10 offensive:** 10 by Kerry Blackshear, Virginia Tech, 1/21/19  
**Two players with 15 or more:** 15 by Damion James and 15 by Dexter Pittman, Texas, 12/19/09 in Arlington, Texas  
**Three players in double-figures:** ^Joey Lynch-Flohr (11), Artsiom Parakhouski (10) and Eric Hall (10), Radford, 3/19/09 in Greensboro  
**50 rebounds:** 58 by Alabama, 11/27/22 in Portland, Ore. (4 OT)  
**50 rebounds in a 40-minute game:** ^50 by Texas A&M, 3/18/18 in Charlotte  
**60 rebounds:** 60 by Texas, 12/19/09 in Arlington, Texas  
**Fewer than 20 rebounds:** ^15 by Notre Dame, 3/27/16 in Philadelphia  
**25 offensive rebounds:** 29 by Butler, 11/26/14 in the Bahamas  
**20 second-chance points:** 23 by Florida, 12/17/24 in Charlotte  
**One offensive rebound:** Georgia Tech, 12/10/22  
**Zero second-chance points:** Georgia Tech, 12/10/22  
**One second-chance point:** at Pitt, 1/2/24  
**Outrebounded UNC/3consecutive games:** UConn (33-43), 12/5/23 in New York; Kentucky (32-42), 12/16/23 in Atlanta; Oklahoma (34-41), 12/20/23 in Charlotte  
**Outrebounded UNC by 10 or more/consecutive games:** UConn (33-43), 12/5/23 in New York; Kentucky (32-42), 12/16/23 in Atlanta  
**Outrebounded UNC by 15 or more:** 16 by Duke (24-40), 2/5/22  
**More offensive rebounds than UNC had defensive:** Butler in The Bahamas, 11/26/14 (Butler 29 offensive, UNC 26 defensive)

## OPPONENTS DOUBLE-DOUBLES

**20 points/15 rebounds:** 23/19, Johni Broome, Auburn, 11/26/24 in Maui  
**30 points/10 rebounds:** 34/10, Eric Dixon, Villanova, 11/23/23 in the Bahamas  
**Points & rebounds w/5 or more assists:** 23/19/5, Johni Broome, Auburn, 11/26/24 in Maui  
**Points & rebounds w/7 or more assists:** 17/10/7 by Dwayne Sutton, Louisville, 1/12/19  
**Points & rebounds w/5 or more blocks:** ^24/12/5 by Grant Nelson, 3/28/24 in Los Angeles  
**Points & rebounds w/5 or more steals:** 16/11/5 by Ian Schieffelin at Clemson, 1/6/24  
**30 points/10 assists:** Tyree Appleby at Wake Forest, 2/7/23 (33 points/11 assists)  
**Three players:** Lorenzo Brown (12 pts/12 assists), Richard Howell (13 pts/17 reb) and TJ Warren (10 pts, 10 reb), NC State, 2/23/13  
**Player had three in one season:** Marvin Bagley III, Duke, 2018

## OPPONENTS TRIPLE DOUBLE

Greivis Vasquez at Maryland, 2/21/09 (35 pts/11 reb/10 assists) (first in ACC game)

## OPPONENTS ASSISTS

**11:** Tyree Appleby at Wake Forest, 2/7/23  
**12:** by Melo Trimble, Maryland, 12/1/15  
**13:** \*by Luke Loucks, Florida State, 3/11/12 in Atlanta  
**15 or more:** 17 by Kenny Anderson at Georgia Tech, 2/1/90  
**10 or more assists and no turnovers:** Cameron Wright (10 assists) at Pitt, 2/14/15  
**20 or more and lost:** 20 by Boston College, 1/25/25 in 102-96 UNC win (ot)  
**25 or more:** 25 by UConn, 12/5/23 in New York  
**30 or more:** 30 at Pitt, 2/14/15  
**Fewer than 5:** 3 by Wake Forest, 1/22/24  
**Assists on 80% of its field goals:** 84.2% at Virginia, 2/13/21 (16 assists on 19 FGs)

## OPPONENTS TURNOVERS

**7:** Femi Odukale, Pitt, 2/16/22  
**8:** Ky Bowman at Boston College, 1/21/17  
**10:** Evan Turner, Ohio State, 11/19/09 in New York, N.Y.  
**20 or more and won:** 22 by Alabama, 11/27/22 in Portland, Ore. (4 OT)  
**25:** UNCW, 12/5/18  
**30 or more:** 32 by South Carolina State, 11/20/07  
**2:** at NC State, 2/19/23  
**5 or fewer in a UNC win:** \*5 by Pitt, 3/15/24 in Washington, D.C. (UNC won 72-65)  
**Fewer than 5:** 4 at Kansas, 11/8/24  
**Fewer than 5 in a UNC win:** 4 at Boston College, 1/20/24 (UNC won 76-66)  
**UNC scored 0 points off oppt. turnovers:** 0 vs. Virginia, 2/25/23 (UNC won 71-63)  
**UNC scored 25 or more points off oppt. turnovers:** 25 vs. Northern Iowa, 11/22/23 in the Bahamas (17 turnovers)  
**UNC scored 30 or more points off oppt. turnovers:** 32 vs. Wake Forest (1/4/23) (15 turnovers)  
**UNC scored 35 points off oppt. turnovers:** 37 vs. NC State, 1/8/17 (off 26 turnovers)

## OPPONENTS BLOCKS

**5:** Viktor Lakhin at Clemson, 2/10/25  
**6, 7 or 8:** 8 by Dereck Lively II at Duke, 2/4/23  
**10 or more:** 11 at Duke, 2/4/23

## OPPONENTS STEALS

**5:** Zack Austin at Pitt, 1/28/25  
**6:** Scottie Barnes, Florida State, 2/27/21  
**7 or 8:** 8 by Ashton Hagans, Kentucky, 12/22/18 in Chicago  
**10 or more:** 11 by SMU, 1/7/25  
**15 or more:** 15 at Syracuse, 3/1/21  
**20 or more:** 20 at Clemson, 1/17/07

## OPPONENTS MISCELLANEOUS (UNC scores listed first)

**Shot 50% FG, 50% 3FT and 75% FT in a UNC win:** at Florida State, 2/24/25 (54.0% FG, 50.0% 3FG and 75.0% FT)  
**Led team in scoring, rebounds and assists:** Jaland Lowe at Pitt, 1/28/25 (18 points/6-rebounds/7 assists)  
**Led team in scoring, rebounds, assists and blocks:** Johni Broome, Auburn, 11/26/24 in Maui (23 points/19 rebounds/5 assists/3 blocks)  
**Led team in scoring, rebounds, assists and steals:** Jaland Lowe at Pitt, 1/28/25 (18 points/6rebounds/7 assists/3 steals)  
**Led team in scoring, rebounds, assists, blocks and steals:** Amir Simms, Clemson, 1/11/20 (20 points/8 rebounds/6 assists/4 blocks/3 steals)  
**25 points/5 rebounds/5 assists:** Matthew Cleveland, Miami 3/1/25 (25/5/5)  
**Four-point play:** Eric Dixon, Villanova, 11/23/23 in the Bahamas  
**Game-winning shot with no time left:** Wendell Moore, Duke, 2/8/20 (in OT)  
**Game-winning shot less than a second left:** Matt Coleman III, Texas, 12/2/20 in Asheville (0.1 second to play)  
**Game-winning shot less than five seconds left:** Jaylen Blakes, Stanford, 1/18/25 (1.5 seconds to play)  
**Game-tying shot w/0:00 on the clock to force overtime:** Tre Jones, Duke, 2/8/20  
**Hit a shot from other side of halfcourt:** Louis Dabney, Tulane, 12/16/15, to end first half  
**Winning free throws with less than 30 seconds to play:** Pitt's Jamarius Burton made two with 3.6 seconds to play, won 64-65, 2/1/23  
**Trailed at the half and won:** at Pitt, 1/28/25 (UNC led 44-42, Pitt won 65-73)  
**Trailed by 10 or more and won:** at Pitt, 1/28/25 (UNC led 44-34 with 1:51 to play in the first half, won 65-73)  
**Trailed by 10 or more with less than four minutes to play and won:** Duke, 2/8/20 (Duke trailed 77-64 with 3:55 to play, won 96-98 in OT)  
**Trailed by 10 or more with less than two minutes to play and won:** Clemson, 1/11/20 (Clemson trailed 68-58 with 1:56 to play, won 76-79 in overtime)  
**Trailed by more than 15 and won:** ^16 by Kansas, 4/4/22 in New Orleans (KU trailed 38-22, won 69-72)  
**Trailed by 20 or more and won:** 24 at Florida State, 1/22/04 (FSU trailed 42-18 in first half, won 81-90 in overtime)  
**Trailed by 20 and took the lead:** at Virginia Tech, 1/24/16 (UNC led 36-16; VT took a 59-61 lead but UNC won 75-70)  
**Trailed by 25 and forced overtime:** ^UNC led Baylor, 67-42, with 10:09 to play; game went to overtime tied at 80 and UNC won, 93-86, 3/19/22 in Fort Worth, Texas  
**Led Carolina by 20 or more at halftime:** \*21 by Duke (24-45), 3/14/25 in Charlotte  
**Led Carolina by 20 or more at halftime in Chapel Hill:** 20 by Georgia Tech (27-47), 1/4/20  
**Led Carolina by 25 or more at halftime:** 27 at Miami (22-49), 1/18/22  
**Led Carolina by 35:** Kentucky (63-98), 12/18/21 in Las Vegas  
**Led Carolina by more than 30:** 32 at Duke (45-77), 2/1/25  
**Led Carolina by more than 35:** 36 at Duke (37-73), 3/6/10  
**Scored 15 straight:** \*15-0 run by Duke, 3/14/25 in Charlotte  
**Scored 16 straight:** 16-0 run at Duke, 2/1/25  
**Scored 17 straight:** 17-0 run at Louisville, 2/22/20  
**Scored 19 straight:** 19-0 run by Michigan, 11/28/19 in The Bahamas  
**Scored first 10 points:** UNLV led 0-13, 11/30/20 in Asheville (UNC won, 78-51)  
**Scored first 14 points:** \*Miami led 0-14 in Brooklyn, 3/8/18 (UNC won, 82-65)  
**Outscored UNC by more than 20 in a half:** \*21 by Duke (1st half, 24-45), 3/14/25 in Charlotte  
**Outscored UNC by more than 20 in a half in Chapel Hill:** 23 by Ohio State, 12/4/19 (22-45, 2nd half)  
**Outscored UNC by more than 25 in a half:** 27 at Miami, 1/18/22 (22-49, 1st half)  
**25 fastbreak points:** at NC State, 2/19/23  
**30 fastbreak points:** at Wake Forest, 1/22/22  
**Zero fastbreak points:** Pitt, 2/8/25  
**Committed 30 fouls:** Kentucky, 12/19/20 in Cleveland  
**Player drew 10 fouls:** 11 by Chucky Hepburn at Louisville, 1/1/25  
**Played 50 minutes:** 55:03 by Mark Sears, Alabama, 11/27/22 in Portland, Ore. (4 OT)

\* ACC Tournament, ^ NCAA Tournament



# LAST TIME IN NCAA TOURNAMENT / UNC



## SCORING

**25 points:** RJ Davis (26) vs. San Diego State, 2025 First Four  
**30 points:** Caleb Love (30) vs. UCLA, 2022 East Semifinal  
**35 points:** Al Wood (39) vs. Virginia, 1981 NCAA Semifinal  
**20 points/half:** Caleb Love (22 in 2nd half) vs. Duke, 2022 NCAA Semifinal  
**25 points/half:** Caleb Love (27 in 2nd half) vs. UCLA, 2022 East Semifinal  
**Two players scored 25 points:** RJ Davis (30), Brady Manek (26) vs. Baylor, 2022 East 2nd (OT)  
**Non-starter scored 20 points:** 20 by Nassir Little vs. Washington, 2019 Midwest 2nd  
**Non-starter led UNC in scoring:** 20 by Nassir Little vs. Washington, 2019 Midwest 2nd (shared team scoring honors with Luke Maye)  
**20 or more points in four consecutive games:** Tyler Zeller (32 vs. LIU, 23 vs. Washington, 27 vs. Marquette and 21 vs. Kentucky) 2011 East Final  
**20 or more points in his first three games:** Harrison Barnes (24 vs. LIU, 22 vs. Washington, 20 vs. Marquette), 2011, East Final  
**25 or more points in his first game:** Brady Manek (28) vs. Marquette, 2022 East 1st  
**Six players in double figures:** Justin Jackson (21), Isaiah Hicks (17), Kennedy Meeks (13), Tony Bradley (12), Nate Britt (19) and Luke Maye (10) vs. Texas Southern, 2017 South 1st  
**One player in double figures:** Joseph Forte (28) vs. Tulsa, 2000 South Final  
**50/both halves:** 52 (1st) and 51 (2nd) vs. Texas Southern, 2017 South 1st  
**60 points/half:** 60 vs. Mount St. Mary's (1st), 2008 East 1st  
**100 points:** 103 vs. Texas Southern, 2017 South 1st  
**100 points/consecutive games:** 113 vs. Mount St. Mary's (2008 East 1st) and 108 vs. Arkansas (2008 East 2nd)  
**Fewer than 20 points/half:** 17 vs. Kansas (2nd half), 1957 NCAA Final (3 OT)  
**Fewer than 25 points/half:** 24 vs. Wisconsin (1st half), 2021 Midwest 1st  
**Fewer than 50 pts/game:** 44 vs. Villanova, 1985 Southeast Final

## FIELD GOAL SHOOTING

**50%/both halves:** 51.9 (14x27) & 57.6 (19x33) vs. Wagner, 2024 West 1st  
**50% in 1st half and 25% in 2nd half:** 52.6 (20x38) & 25.0 (10x40) vs. Alabama, 2024 West Semifinal  
**60%/half:** 60.9 (14x23) 1st half vs. San Diego State, 2025 First Four  
**60%/consecutive halves:** 60.7 (17x28) 2nd half vs. Providence, 2016 East 2nd and 62.1 (18x29) 1st half vs. Indiana, 2016 East SF  
**60%/both halves:** 61.3 (19x31) and 73.5 (25x34) vs. Arkansas, 2008 East 2nd  
**60%/game:** 61.5 (32x52) vs. Notre Dame, 2016 East Final  
**60%/consecutive games:** 60.6 (43x71) vs. Mount St. Mary's, 2008 East 1st, and 67.7 (44x65) vs. Arkansas, 2008 East 2nd  
**70%/half:** 73.5 (25x34) 2nd half vs. Arkansas, 2008 East 2nd  
**70%/game:** 79.0 (49x62) vs. Loyola Marymount, 1988 West 2nd  
**Under 25%/half:** 22.6 (7x31) 2nd vs. Kansas, 2012 Midwest Final  
**Under 30%/half:** 25.0 (10x40) 2nd vs. Alabama, 2024 West Semifinal  
**Under 30%/game:** 28.2 (24x85) vs. Houston, 1967 NCAA 3rd Place  
**Under 40%/game and won:** 35.6 (26x73) vs. Gonzaga, 2017 NCAA Final

## THREE-POINTERS

**5 or 6/game:** 6 by RJ Davis vs. San Diego State, 2025 First Four  
**5/half:** Caleb Love (5 in 2nd half) vs. UCLA, 2022 East Semifinal  
**6/half:** Caleb Love (6 in 1st half) vs. Marquette, 2022 East 1st  
**Made every attempt (5 or more):** RJ Davis (6x6) vs. San Diego State, 2025 First Four  
**Missed every attempt (5 or more):** RJ Davis (0x9) vs. Alabama, 2024 West Semifinal  
**Attempted more than 10:** 13 by Caleb Love vs. UCLA, 2022 East Semifinal  
**10 or more:** 14 vs. San Diego State, 2025 First Four  
**10 or more/half:** 10 in 1st vs. Alabama, 2024 West Semifinal  
**Did not make:** 0 vs. Alabama, 1992 Southeast 2nd  
**Attempted 30:** 32 vs. Alabama, 2024 West Semifinal  
**Attempted 35:** 35 vs. Marquette, 2022 East 1st  
**50% (min. 20 att.):** 58.3 (14x24) vs. San Diego State, 2025 First Four  
**70% (min. 10 att.):** 70.0 (7x10) vs. Oklahoma, 1990 Midwest 2nd  
**Under than 15% (min. 10 att.):** 14.8 vs. Gonzaga (4x27), 2017 NCAA Final  
**Under 20% (min. 10 att.):** 19.4 vs. Texas A&M (6x31), 2018 West 2nd

## CAROLINA FREE THROWS

**10 for 10 or better:** 12x12 by Tyler Hansbrough vs. Radford, 2009 South 1st  
**Made 15:** Ty Lawson vs. Michigan State, 2009 NCAA Final  
**Attempted 15:** Armando Bacot vs. Baylor, 2022 East 2nd (OT)  
**90% (min. 10 att.):** 90.5 (19x21) vs. Providence, 2016 East 2nd  
**Under 50%:** 48.3 (14x29) vs. Ohio State, 1946 East Final (OT)  
**Made 30:** 31 vs. Long Island, 2011 East 1st  
**Made fewer than five:** 4 vs. George Mason, 2006 East 2nd  
**Attempted 40:** 42 vs. Long Island, 2011 East 1st  
**Attempted fewer than five:** 4 vs. George Mason, 2006 East 2nd

## REBOUNDS

**20/consecutive games:** 22 by Armando Bacot vs. Saint Peter's, 2022 East Final; 21 vs. Duke, 2022 NCAA Semifinal  
**15/six consecutive games:** 16 by Armando Bacot vs. Baylor, 2022 East 2nd (OT); 15 vs. UCLA, 2022 East Semifinal; 22 vs. Saint Peter's, 2022 East Final, 21 vs. Duke, 2022 NCAA Semifinal; 15 vs. Kansas, 2022 NCAA Final; 15 vs. Wagner, 2024 West 1st  
**Two players/15 or more:** 17 by Sean May and 15 by Marvin Williams vs. Iowa State, 2005 East 2nd  
**Three players/double-figures:** 15 by Armando Bacot, 13 by Brady Manek, 12 by RJ Davis vs. Kansas, 2022 NCAA Final

**20 offensive rebounds:** 24 vs. Kansas, 2022 NCAA Final  
**60:** 63 vs. Ohio, 2012 Midwest Semifinal (OT)

## DOUBLE-DOUBLES

**20 points/20 rebounds:** Armando Bacot (20/22) vs. Saint Peter's, 2022 East Final  
**Double-double in points and rebounds and 5 or more assists:** Theo Pinson vs. Lipscomb, 2018 West 1st (15 points/10 rebounds/7 assists)  
**Double-double in points and assists and 5 or more rebounds:** Steve Bucknall vs. Michigan, 1989 South Semifinal (10 points/7 rebounds/10 assists)  
**Double-double/non-starter:** Jae'Lyn Withers (16 pts/10 reb) vs. Wagner, 2024 West 1st  
**Three players:** Armando Bacot (15 pts/15 reb), RJ Davis (15 pts/12 reb) Brady Manek (13 pts/13 reb), vs. Kansas, 2022 NCAA Final  
**Points & rebounds/7 consecutive games:** Armando Bacot, 2022-24 (ties NCAA record)  
**Points & assists:** Kendall Marshall (18 points/11 assists) vs. Creighton, 2012 Midwest 2nd  
**Points & assists/consecutive games:** Kendall Marshall (11 points/10 assists) vs. Vermont, 2012 Midwest 1st, and (18 points/11 assists) vs. Creighton, 2012 Midwest 2nd  
**Points & rebounds/guard:** RJ Davis (15 points/12 rebounds) vs. Kansas, 2022 NCAA Final

## ASSISTS

**10 or more:** 12 by Elliot Cadeau vs. San Diego State, 2025 First Four  
**10/consecutive games:** Kendall Marshall – 10 vs. Vermont, 2012 Midwest 1st; and 11 vs. Creighton, 2012 Midwest 2nd  
**10 assists/three consecutive games:** Ed Cota – 10 vs. Weber State, 1999 West 1st; 10 vs. Missouri, 2000 South 1st; and 10 vs. Stanford, 2000 South 2nd  
**30 or more:** 36 vs. Loyola Marymount, 1988 West 2nd  
**Fewer than 10:** 7 vs. Duke, 2022 NCAA Semifinal  
**Fewer than 5:** 4 vs. Texas A&M, 1980 Midwest 2nd (2 OT)

## TURNOVERS

**More than 5:** 6 by Caleb Love vs. Baylor, 2022 East 2nd (OT)  
**UNC committed 20 or more and won:** 22 vs. Baylor, 2022 East 2nd (OT)  
**UNC committed 25 or more:** 26 vs. Loyola Marymount, 1988 West 2nd  
**UNC committed less than 5:** 4 vs. Gonzaga, 2017 NCAA Final  
**UNC committed less than 10/three consecutive games:** 9 vs. Wagner, 5 vs. Michigan State, 8 vs. Alabama, 2024 West

## BLOCKED SHOTS

**5 or more:** 8 by Brice Johnson vs. Florida Gulf Coast, 2016 East 1st  
**10 blocks:** vs. Florida Gulf Coast, 2016 East 1st

## STEALS

**5 or more:** 5 by Justin Jackson vs. Arkansas, 2017 South 2nd  
**10 or more steals:** 13 vs. vs. Arkansas, 2017 South 2nd

## MISCELLANEOUS

**Led UNC in points, rebounds and assists:** Armando Bacot (15 points, 15 rebounds, 2 assists) vs. Kansas, 2022 NCAA Final  
**Led UNC in points, rebounds, blocks and steals:** Armando Bacot, 2024 West Semifinal (19 points, 12 rebounds, 1 block, 2 steals)  
**Played every minute/overtime game:** 45:00 by RJ Davis vs. Baylor, 2022 East 2nd  
**Played the entire game:** Caleb Love vs. UCLA, 2022 East  
**Carolina rallied from 10 down to win:** trailed Michigan State by 12 in the first half and won 85-69, 2024 West 2nd  
**Carolina rallied from 10 down in the second half to win:** trailed Southern California by 16 points (33-49) with 17:42 to play and won, 74-64, 2007 East Semifinal  
**Carolina trailed by five or more in the final four minutes and won:** trailed Arkansas 60-65 with 2:57 to play, won 72-65), 2017 South 2nd  
**Led at the half and lost:** 2024 West Semifinal (led Alabama 54-46, lost 87-89)  
**Led at the half by 10 or more and lost:** 2022 NCAA Final (led Kansas 40-25, lost 69-72)  
**Led by 10 or more in the second half and lost:** 2022 NCAA Final (led Kansas 40-25 to start second half, lost 69-72)  
**Led by 10 or more in the second half and went to overtime:** 2022 East 2nd vs. Baylor (led 67-42, tied at 80 at end of regulation, won 93-86 in OT)  
**Led by 20 or more at halftime:** 24 vs. San Diego State, 2025 First Four (led 47-23)  
**Led by 25 or more at halftime:** 28 vs. Marquette, 2022 East 1st (led 53-28)  
**Scored 17 or more consecutive:** 17-0 run vs. Michigan State, 2024 West 2nd  
**Scored 19 consecutive:** vs. Marquette, 2011 East Semifinal  
**Hit a last-second shot to win:** Luke Maye with 0.3 seconds left to beat Kentucky, 75-73, 2017 South Final

## OVERTIME

**Played overtime:** 2022 East 2nd vs. Baylor (won 93-86)  
**Lost in overtime:** 2007 East final vs. Georgetown (lost 84-96)  
**Played two overtimes:** 1980 Midwest 2nd vs. Texas A&M (lost 61-78)  
**Played three overtimes:** 1957 NCAA Final vs. Kansas (won 54-43)

## SCORING MISC.

**Trailed by double digits and won by double digits:** trailed Michigan State by 12 and won by 16, 2024 West 2nd  
**Won by 30 or more points:** 32 – UNC 95, Marquette 63, 2022 East 1st  
**Won by 40 or more points:** 43 – UNC 101, Radford 58, 2009 South 1st  
**Lost by 20 or more points:** 23 – Wisconsin 85, UNC 62, 2021 Midwest 1st  
**Allowed less than 50 points:** 49 by Saint Peter's, 2022 East Final



# BOX SCORES: GAMES 1-4



## Elon vs North Carolina Game Totals -- Final Statistics November 05, 2024 at Dean Smith Center



Elon 76

No.	Player	S	Pts	FG	3FG	FT	OR	DR	TR	PF	A	TO	Blk	Stl	Min	+/
00	DORN, NICK	G	17	6-12	5-10	0-1	1	4	5	2	1	0	0	0	30	4
03	SIMPKINS, TK	G	14	4-12	2-8	4-4	1	1	2	1	3	0	1	2	31	-24
04	SHERRY, SAM	F	15	6-11	2-4	1-2	2	6	8	2	0	5	0	0	25	-20
10	KING, ANDREW	G	3	1-7	0-1	1-2	1	2	3	1	4	1	0	1	30	-18
22	VAN KOMEN, MATTHEW	C	0	0-0	0-0	0-0	1	6	7	1	0	2	0	0	18	-6
01	CAMPBELL, KENDALL	F	0	0-2	0-0	0-0	0	0	1	0	1	0	0	0	0	-14
02	SIMPKINS, TJ	G	18	6-12	1-3	5-5	2	3	5	1	3	4	1	1	22	8
12	HARRELL, ISAAC	F	6	2-4	2-2	0-0	0	6	6	1	0	3	0	0	23	-14
14	CRUMP, BRAYDEN	F	3	1-1	1-1	0-0	1	0	1	2	0	0	1	0	16	14
TEAM							1	2	3	0						
TOTALS			76	26-61	13-29	11-14	10	30	40	12	11	16	5	4	200	

### Shooting By Period

Period	FG	FG%	3FG	3FG%	FT	FT%
1st Half	13-35	37%	8-17	47%	5-6	83%
2nd Half	13-26	50%	5-12	42%	6-8	75%
Game	26-61	42.6%	13-29	44.8%	11-14	78.6%

Last FG: 2nd-00:34  
Largest lead: By 2 at  
Technical Fouls: None.

## North Carolina 90

No.	Player	S	Pts	FG	3FG	FT	OR	DR	TR	PF	A	TO	Blk	Stl	Min	+/
03	CADEAU, ELLIOT	G	17	4-7	3-4	6-8	1	3	4	1	8	3	2	3	32	28
04	DAVIS, RJ	G	24	7-19	3-11	7-7	2	5	7	1	7	0	0	2	33	16
07	TRIMBLE, SETH	G	15	6-12	3-4	0-1	0	2	2	1	3	1	1	2	30	17
13	WASHINGTON, JALEN	F	8	4-7	0-1	0-0	2	2	4	3	1	1	1	1	21	7
24	WITHERS, JAE'LYN	F	10	4-10	2-3	0-0	4	6	10	2	1	1	0	1	22	1
05	TYSON, CADE	F	2	1-6	0-3	0-0	1	1	2	2	0	0	0	0	16	10
09	POWELL, DRAKE	G	5	2-8	1-2	0-0	0	2	2	1	2	0	1	1	17	2
11	JACKSON, IAN	G	5	2-7	1-4	0-0	1	0	1	0	0	0	0	0	12	-12
22	LUBIN, VEN-ALLEN	F	4	2-4	0-0	0-0	4	3	7	2	0	0	2	1	17	1
TEAM							3	1	4	0						
TOTALS			90	32-80	13-32	13-16	18	25	43	13	22	6	7	11	200	

### Shooting By Period

Period	FG	FG%	3FG	3FG%	FT	FT%
1st Half	18-46	39%	8-18	44%	7-9	78%
2nd Half	14-34	41%	5-14	36%	6-7	86%
Game	32-80	40.0%	13-32	40.6%	13-16	81.3%

Last FG: 2nd-00:07  
Largest lead: By 16 at  
Technical Fouls: None.

### Game Notes:

Officials: Roger Ayers, Trey Styons, Michael Kirts  
Attendance: 17242

Start Time: 02:00 AM

Score	1st	2nd	TOT	Points	EU	UNC
UNC	39	37	76	22	34	
KAN	51	39	90	8	13	
2nd Chance				7	18	
Fast Break				27	16	
Bench				1,041	1,216	
Per Poss				32/73	39/74	

EU led for 2:16. UNC led for 36:28.  
Game was tied for 0:0.  
Times tied: 3 Lead Changes: 8



## North Carolina at Kansas 11/08/24 Allen Fieldhouse, Lawrence 2024-25 Men's Basketball

Game Duration: 2:13  
Attendance: 15,300

Officials: Kipp Kissinger, Doug Simons, Marques Pettigrew

### North Carolina - 89

No.	Name	S	Pts	FG	3P	FT	Rebounds	Fouls	TP	AS	TO	ST	Blocks	+/					
13	Jalen Washington	F	17	3-5	0-1	1-2	3	6	9	4	1	7	1	1	0	0	6		
24	Jae'Lyn Wilhens	F	23	4-6	3-5	0-0	0	9	9	3	1	11	0	1	1	0	9		
3	Elliott Cadeau	G	32	3-5	1-1	0-3	6	6	0	2	3	4	12	7	2	1	0	1	5
4	RJ Davis	G	36	5-15	1-7	9-11	0	1	1	0	7	16	4	1	0	1	0	-2	
7	Seth Trimble	G	32	4-9	1-1	1-3	8	1	3	4	1	6	19	0	1	0	0	2	5
9	Drake Powell	20:06	1-4	0-2	0-0	0-4	0	4	4	0	0	2	0	0	0	0	1	0	-16
11	Ian Jackson	15:26	3-4	2-2	2-2	1	1	2	1	0	1	0	10	1	1	0	1	0	-10
22	Ven-Allen Lubin	14:23	4-4	0-0	2-2	1	2	3	5	2	10	0	1	0	1	0	1	0	-8
5	Cade Tyson	01:03	0-1	0-0	0-0	0	0	0	0	0	0	0	0	0	0	0	0	0	-1
0	Tyzaun Claude	03:35	0-1	0-0	0-0	1	2	3	3	0	0	0	0	0	1	0	0	0	-1
2	James Brown	01:55	1-1	0-0	0-0	2	0	2	0	2	0	2	0	0	0	0	0	0	3
TEAM							1	0	1										
TOTALS			27-63	7-23	28-31	10	30	40	21	21	89	13	11	2	5	4	-3		

Shooting By Period	1st FG%	11-31	35.5%
3PT%	3-11	27.3%	
FT%	13-14	92.9%	
2nd FG%	16-32	50.0%	
3PT%	4-12	33.3%	
FT%	15-17	88.2%	
GM FG%	27-63	42.9%	
3PT%	7-23	30.4%	
FT%	28-31	90.3%	

Dead Ball Rebounds: 2.1

### Kansas - 92

No.	Name	S	Pts	FG	3P	FT	Rebounds	Fouls	TP	AS	TO	ST	Blocks	+/					
24	KJ Adams, Jr.	F	37	10-13	7-13	0-0	0	0	2	2	2	1	14	2	0	0	1	5	
1	Hunter Dickinson	C	29	0-4	7-15	0-2	6	9	10	4	8	20	3	0	0	1	0	-3	
3	Dajuan Harris Jr.	G	29	11-18	5-8	0-0	0	0	2	0	2	4	10	3	2	2	0	7	
6	Rylan Griffen	G	16	3-8	2-5	2-4	0	1	1	2	2	6	0	0	0	2	0	0	
8	David Coit	G	19	3-4	0-4	0-3	0	0	4	4	3	0	3	1	0	0	0	-9	
8	Zekie Mayo	29:59	7-14	3-9	4-4	0	5	5	2	4	21	4	1	0	0	0	0	6	
2	AJ Storr	27:49	6-13	1-3	0-0	0	2	2	2	1	13	3	0	1	0	1	1	5	
40	Floy Bidunga	10:56	3-4	0-0	2-4	0-4	8	1	2	8	0	0	0	0	1	1	8		
4	Rakease Passmore	00:54	0-0	0-0	0-0	0	0	0	1	0	0	0	0	0	0	0	0	-2	
TEAM							3	2	5										
TOTALS			37-76	6-21	12-17	12	27	39	21	21	92	18	4	3	4	5	3		

Shooting By Period	1st FG%	22-37	59.5%
3PT%	4-10	40.0%	
FT%	5-9	55.6%	
2nd FG%	15-39	38.5%	
3PT%	2-11	18.2%	
FT%	7-8	87.5%	
GM FG%	37-76	48.7%	
3PT%	6-21	28.6%	
FT%	12-17	70.6%	

Dead Ball Rebounds: 1.0

### UNC KAN

Biggest lead	5 (1st 17:31)	20 (1st 1:43)	Points from	UNC	KAN	Period	1st	2nd	TOT	
Best Scoring Run	9 (2nd 8:51)	10 (1st 1:43)	Turnovers	2	16					
Lead Changes	6		Paint	32	50					
Times Tied	5		Second Chance	8	14		UNC	38	51	89
Time with Lead	07:25	30:33	Fast Breaks	17	13		KAN	53	39	92
			Bench	24	42					

## American vs North Carolina Game Totals -- Final Statistics November 16, 2024 at Dean Smith Center



American 55

No.	Player	S	Pts	FG	3FG	FT	OR	DR	TR	PF	A	TO	Blk	Stl	Min	+/			
03	SMALLS, COLIN	G	3	1-6	1-3	0-0	0	0	0	3	0	0	0	0	26	-25			
12	SPOUSE, GEOFF	G	2	1-7	0-5	0-0	0	2	4	2	0	3	0	1	19	-32			
15	ROGERS, MATT	F	15	5-13	2-6	3-4	2	5	7	3	0	1	0	1	25	-26			
23	JONES, GREG	F	6	3-5	0-2	0-0	0	1	4	0	3	1	0	22	-30				
33	MAYOCK, MATT	F	3	1-6	1-6	0-0	0	3	3	3	1	0	0	0	24	-40			
01	STEPHENS, ELIJAH	G	12	5-13	2-4	0-0	1	2	3	2	2	4	0	1	26	-14			
04	BALL, LINCOLN	G	4	1-1	0-0	2-2	1	1	2	2	2	0	0	0	18	-12			
05	DANIELS, ALEX	G	0	0-2	0-0	0-0	0	0	0	0	0	0	0	0	4	-9			
07	NAUSADIS, WYATT	G	2	0-3	0-2	2-2	0	0	0	3	1	0	0	0	14	-32			
10	SAMUELS, ADRIAN	G	2	0-1	0-1	2-2	0	2	2	0	0	0	0	0	3	-5			
21	JONES, NOAH	F	0	0-0	0-0	0-0	0	0	0	0	0	0	0	0	3	-5			
25	MICHAELS, ERIC	F	3	1-2	0-0	1-1	0	0	0	1	0	0	0	0	8	-2			
32	ITURBE, JULEN	F	3	1-3	1-2	0-0	0	0	0	0	0	0	0	1	0	6	-20		
45	WHITTAKER, MASON	F	0	0-1	0-0	0-0	0	0	0	0	0	0	0	0	2	-5			
TEAM							1	0	1	0									
TOTALS			55	19-61	7-31	10-11	7	16	23	23	6	13	1	3	200				

### Shooting By Period

Period	FG	FG%	3FG	3FG%	FT	FT%
1st Half	14-27	52%	6-14	43%	0-0	0%
2nd Half	5-34	15%	1-17	6%	10-11	91%
Game	19-61	31.1%	7-31	22.6%	10-11	90.9%

Last FG: 2nd-06:48  
Largest lead: By 5 at  
Technical Fouls: None.



# BOX SCORES: GAMES 5-8



Dayton at North Carolina  
11/25/24 Lahaina Civic Center, Lahaina  
2024-25 Men's Basketball

Game Duration: 2:22  
Attendance: 2,400

Dayton - 90

Record: 5-1

NO.	Name	Min	FG	3P	FT	Rebounds	Fouls	TP	AS	TO	ST	Blocks	+	-
			M/A	M/A	M/A	OR DR TOT	PF FD					BS BA		
2	Nate Santos	F 32:59	5-12	2-6	3-3	0 5 5	4 2 15	2	3	0	0	0 1	3	-
23	Zed Key	F 20:23	4-8	0-1	2-2	1 1 2	5 4 10	1	1	1	0	0 0	-19	
0	Javon Bennett	G 34:07	3-9	3-6	0-0	0 4 4	5 4 9	4	0	1	0	0 0	4	
6	Enoch Cheeks	G 30:52	4-11	3-8	0-0	4 4 8	3 0 11	1	0	2	1	0 0	-18	
11	Malachi Smith	G 21:47	4-12	2-2	2-5	0 1 1	4 5 12	2	2	1	0	0 3	-22	
5	Posh Alexander	23:47	4-9	0-2	3-3	1 0 1	2 2 11	6	2	1	0	0 0	16	
10	Hamad Mousa	09:49	1-1	1-1	0-0	0 1 1	1 0 3	2	0	1	0	0 0	13	
29	Amari L'Etang	12:05	4-8	3-6	2-2	0 2 2	3 1 13	0	1	0	0	0 0	9	
3	Jaiun Simon	07:01	1-2	0-0	0-0	1 1 2	0 0 2	1	0	0	0	0 0	1	
13	Isaac Jack	07:10	2-2	0-0	0-0	1 2 3	0 2 4	0	0	0	0	0 0	9	
Team						5 1 6	0 1 1	0	1	0	0	0 0		
Totals		32:74	14:32	12:15	13:22	35	27 20	90	19	10	6	1 4	-2	

Officials: Eric Curry, Jermel Spearman, Brent Hampton

Shooting By Period	FG%	3FG%	FT%
1st FG%	19.37	51.4%	
3PT%	7.18	38.9%	
FT%	6.8	75%	
2nd FG%	13.37	35.1%	
3PT%	7.14	50.0%	
FT%	6.7	85.7%	
GM FG%	32.74	43.2%	
3PT%	14.32	43.8%	
FT%	12.15	80.0%	

Dead Ball Rebounds: 2 0

Technical Fouls: NONE

North Carolina - 92

Record: 4-1

NO.	Name	Min	FG	3P	FT	Rebounds	Fouls	TP	AS	TO	ST	Blocks	+	-
			M/A	M/A	M/A	OR DR TOT	PF FD					BS BA		
13	Jalen Washington	F 23:50	4-6	0-0	1-3	2 3 5	2 2 9	0	2	0	2	0 0	2	
24	JaeLyn Withers	F 19:08	0-2	0-1	3-5	0 3 3	1 4 3	0	1	1	0	0 0	-8	
3	Eliot Cadeau	G 32:14	2-4	0-1	6-8	0 3 3	4 6 10	5	6	1	1	0 0	-10	
4	RJ Davis	G 35:58	8-19	4-10	10-11	2 5 7	4 9 30	5	4	1	0	0 0	9	
7	Seth Trimble	G 33:22	10-14	2-5	5-5	3 7 10	4 5 27	1	1	0	1	1 1	11	
22	Ven-Allen Lubin	08:18	0-0	0-0	0-0	0 1 1	1 0 0	0	1	0	0	0 0	7	
9	Drake Powell	22:38	2-2	2-2	0-0	0 4 4	1 0 6	0	0	2	0	0 0	0	
11	Ian Jackson	18:24	2-6	1-3	0-0	0 1 1	0 0 5	0	0	0	0	0 0	-5	
2	James Brown	02:59	0-0	0-0	0-0	1 1 2	0 0 0	0	0	0	0	0 0	-1	
5	Cade Tyson	03:07	0-1	0-1	2-2	1 0 1	1 1 2	0	0	1	0	0 0	-1	
0	Tyzaun Claude	00:02	0-0	0-0	0-0	0 0 0	0 0 0	0	0	0	0	0 0	0	
Team						0 1 1	0 0 0	0	0	0	0	0 0		
Totals		29:54	9:23	27:34	8 29 37	20 27	92	11	15	6	4	1 2		

Technical Fouls: NONE

Shooting By Period	FG%	3FG%	FT%
1st FG%	9.22	40.9%	
3PT%	2.11	18.2%	
FT%	13.18	72.2%	
2nd FG%	19.32	59.4%	
3PT%	7.12	58.3%	
FT%	14.16	87.5%	
GM FG%	28.54	51.9%	
3PT%	9.23	39.1%	
FT%	27.34	79.4%	

Dead Ball Rebounds: 3 1

DAY	UNC
21 (2 <sup>nd</sup> 17:46)	4 (1 <sup>st</sup> 15:42)
11 (1 <sup>st</sup> 6:30)	8 (2 <sup>nd</sup> 9:52)
4	
30:37	08:04

Points from Turnovers	DAY	UNC
Paint	32	36
Second Chance	16	18
Fast Breaks	13	15
Bench	33	13

Period by Period Scoring	1st	2nd	TOT
DAY	51	39	90
UNC	33	59	92

Auburn 85

Auburn vs North Carolina  
Game Totals -- Final Statistics  
November 26, 2024 at Lahaina Civic Center - Lahaina, HI



No.	Player	S	Pts	FG	3FG	FT	OR	DR	TR	PF	A	TO	Blk	Stl	Min	+	-
02	JONES, DENVER	G	10	2-9	2-5	4-6	0	0	0	4	3	3	0	2	29	3	
04	BROOME, JOHNI	C	23	9-18	2-4	3-4	6	13	19	1	5	2	3	0	34	17	
10	BAKER-MAZARA, CHAD	F	14	4-8	2-6	4-4	1	6	7	3	0	0	0	1	28	15	
13	KELLY, MILES	G	15	5-10	3-7	2-2	0	2	2	3	0	0	0	0	21	13	
44	CARDWELL, DYLAN	C	2	1-2	0-0	0-0	0	1	1	4	0	0	0	2	10	6	
00	PETTIFORD, TAHAAD	G	10	4-10	2-5	0-0	0	2	2	3	1	0	1	0	12	3	
01	PEGUES, JAP	G	0	0-2	0-2	0-0	0	1	1	2	1	0	0	0	20	3	
05	MOORE, CHRIS	F	0	0-0	0-0	0-0	1	1	2	1	0	0	0	0	22	0	
31	JOHNSON, CHANEY	F	11	5-10	0-1	1-1	3	5	8	3	3	1	2	0	33	5	
Team							0	0	0	0	0	0	0	1			
Totals			85	30-69	11-30	14-17	11	31	42	22	15	8	7	7	199		

Shooting By Period	FG	FG%	3FG	3FG%	FT	FT%	Deadball Rebounds: 1 0
1st Half	16-37	43%	5-15	33%	3-4	75%	Biggest Run: 9-0
2nd Half	14-32	44%	6-15	40%	11-13	85%	Largest lead: By 19 at 2nd-08:05
Game	30-69	43.5%	11-30	36.7%	14-17	82.4%	Technical Fouls: None

North Carolina 72

No.	Player	S	Pts	FG	3FG	FT	OR	DR	TR	PF	A	TO	Blk	Stl	Min	+	-	
03	CADEAU, ELLIOT	G	10	5-15	0-0	0-1	2	4	6	4	3	2	0	1	30	-16		
04	DAVIS, RJ	G	12	5-11	1-4	1-1	0	5	5	1	1	1	0	0	36	-14		
07	TRIMBLE, SETH	G	17	7-13	3-6	0-2	0	1	1	3	1	3	1	3	0	14	-8	
13	WASHINGTON, JALEN	F	2	1-4	0-0	0-2	0	2	2	2	0	3	1	0	17	-15		
24	WITHERS, JAE'LYN	F	10	4-14	1-2	7-8	1	6	7	1	0	0	0	0	19	-19		
05	TYSON, CADE	F	0	0-0	0-0	0-1	0	1	1	2	0	0	0	0	1	-4		
09	POWELL, DRAKE	G	2	1-2	0-1	0-0	0	1	1	0	2	0	0	0	1	20	9	
11	JACKSON, IAN	G	9	3-7	1-3	2-2	0	3	3	1	0	0	0	0	17	0		
22	LUBIN, VEN-ALLEN	F	10	4-6	0-0	2-2	4	5	9	2	0	1	1	0	23	2		
Team							0	1	1	0	0	0	0	0				
Totals			72	27-62	6-16	12-19	7	29	36	16	7	10	2	3	199			

Shooting By Period	FG	FG%	3FG	3FG%	FT	FT%	Deadball Rebounds: 4 1
1st Half	13-30	43%	2-6	33%	4-6	67%	Last FG: 2nd-00:17
2nd Half	14-32	44%	4-10	40%	8-13	62%	Biggest Run: 11-0
Game	27-62	43.5%	6-16	37.5%	12-19	63.2%	Largest lead: By 0 at -

Game Notes:	Score	1st	2nd	TOT	Points	AUB	UNC
Officials: Marquis Pettigrew, Steven Anderson, Scott Brown	AUB	40	45	85	In the Paint	32	36
Attendance: 2400	UNC	32	40	72	Off Turns	15	6
Start Time: 11:35 PM ET					2nd Chance	12	12
End Time: 01:41 AM ET					Fast Break	11	15
Game Duration: 2:05					Bench	21	21
Neutral Court:					Per Poss	1.197	1.333
						37/71	34/70

Michigan St. vs North Carolina

Game Totals -- Final Statistics  
November 27, 2024 at Lahaina Civic Center - Lahaina, HI



Michigan St. 94

No.	Player	S	Pts	FG	3FG	FT	OR	DR	TR	PF	A	TO	Blk	Stl	Min	+	-
00	KOHLER, JAXON	F	3	1-7	0-2	1-2	0	5	5	1	0	0	0	0	13		
01	FEARS JR., JEREMY	G	13	2-6	0-0	9-11	0	4	4	2	6	2	0	2	32		
03	AKINS, JADEN	G	14	6-13	0-3	2-2	0	3	3	5	1	2	1	0	35		
05	HOLLOMAN, TRE	G	19	5-9	3-6	6-6	0	2	2	3	7	2	0	3	36		
10	ZAPALA, SZYMON	C	0	0-0	0-0	0-0	1	1	2	0	0	1	0	0	8		
02	TENG, KUR	G	0	0-2	0-2	0-0	0	0	0	1	0	0	0	0	3		
08	FIDLER, FRANKIE	F	13	5-6	1-2	2-2	0	3	3	2	1	1	0	1	27		
15	COOPER, CARSON	C	6	3-3	0-0	0-1	1	1	2	1	1	0	1	0	16		
34	BOOKER, XAVIER	F	12	5-7	0-1	2-2	3	4	7	2	2	1	0	1	25		
55	CARR, COEN	F	14	6-8	0-0	2-5	2	5	7	2	0	0	1	1	32		
Team							1	1	2	0	0	0	0	0			
Totals			94	33-61	4-16	24-31	8	29	37	19	16	12	4	7	225		

Shooting By Period	FG	FG%	3FG	3FG%	FT	FT%	Deadball Rebounds: 3 0
1st Half	16-29	55%	4-10	40%	7-9	78%	Last FG: 3rd-01:38
2nd Half	14-28	50%	0-6	00%	11-14	79%	Biggest Run: 9-0
3rd Half	3-4	75%	0-0	0%	6-8	75%	Largest lead: By 14 at 1st-03:05
Game	33-61	54.1%	4-16	25.0%	24-31	77.4%	Technical Fouls: None

North Carolina 91

No.	Player	S	Pts	FG	3FG	FT	OR	DR	TR	PF	A	TO	Blk	Stl	Min	+	-
03	CADEAU, ELLIOT	G	17	5-10	2-4	5-5	0	3	3	5	6	4	0	1	34		
04	DAVIS, RJ	G	16	6-18	2-6	2-3	2	1	3	4	7	1	0	3	37		
07	TRIMBLE, SETH	G	9	3-9	1-2	2-3	0	2	2	0	3	2	1	4	37		
13	WASHINGTON, JALEN	F	0	0-1	0-0	0-0	0	7	7	2	0	1	2	0	13		
24	WITHERS, JAE'LYN	F	8	3-6	0-1	2-2	2										



# BOX SCORES: GAMES 9-12



## Georgia Tech vs North Carolina Game Totals -- Final Statistics December 07, 2024 at Dean Smith Center



### Georgia Tech 65

No.	Player	S	Pts	FG	3FG	FT	OR	DR	TR	PF	A	TO	Blk	Stl	Min	+	-
00	TERRY, LANCE	G	22	5-19	5-13	7-8	1	3	4	2	2	0	1	38	-2		
01	GEORGE, NAITHAN	G	12	4-14	2-6	2-2	1	7	8	1	3	5	1	2	39	-4	
09	O'BRIEN, LUKE	G	0	0-2	0-2	0-0	0	0	0	0	3	0	1	0	13	-7	
11	NDONGO, BAYE	F	19	7-13	0-1	5-10	3	9	12	2	1	1	1	0	35	1	
45	ONWUCHEKWA, DORYAN	C	3	1-5	1-2	0-0	1	3	4	4	1	0	1	0	19	5	
03	MUSTAF, JAELEN	G	6	2-7	0-1	2-2	2	2	4	4	1	4	0	0	32	3	
30	SQUARE, IBRAHIM	F	0	0-0	0-0	0-0	0	0	0	0	0	0	0	0	3	-4	
31	POWELL, DUNCAN	F	3	1-4	0-2	1-2	1	1	2	2	0	1	1	2	21	-8	
TEAM							2	1	3	0		0					
<b>TOTALS</b>			<b>65</b>	<b>20-64</b>	<b>8-27</b>	<b>17-24</b>	<b>11</b>	<b>26</b>	<b>37</b>	<b>20</b>	<b>8</b>	<b>14</b>	<b>4</b>	<b>5</b>	<b>200</b>		

Shooting By Period	FG	FG%	3FG	3FG%	FT	FT%	Last FG: 2nd-00:00
1st Half	12-35	34%	4-11	36%	2-4	50%	Largest lead: By 8 at Technical Fouls: None.
2nd Half	8-29	28%	4-16	25%	15-20	75%	
<b>Game</b>	<b>20-64</b>	<b>31.3%</b>	<b>8-27</b>	<b>29.6%</b>	<b>17-24</b>	<b>70.8%</b>	

### North Carolina 68

No.	Player	S	Pts	FG	3FG	FT	OR	DR	TR	PF	A	TO	Blk	Stl	Min	+	-
03	CADEAU, ELLIOT	G	9	4-13	1-6	0-0	1	5	6	2	4	7	1	3	28	8	
04	DAVIS, RJ	G	16	5-15	2-8	4-5	1	6	7	3	3	2	0	2	38	2	
07	TRIMBLE, SETH	G	19	5-6	1-1	8-9	3	4	7	2	0	0	0	4	34	9	
09	POWELL, DRAKE	G	0	0-2	0-2	0-0	0	1	1	2	1	2	0	0	15	-7	
22	LUBIN, VEN-ALLEN	F	5	2-2	0-0	1-3	2	6	8	5	0	1	1	1	16	3	
02	BROWN, JAMES	F	0	0-0	0-0	0-0	0	0	0	0	0	0	0	0	1	-4	
05	TYSON, CADE	F	0	0-0	0-1	0-0	0	0	0	0	0	0	0	0	5	9	
11	JACKSON, IAN	G	15	5-14	1-4	4-4	1	1	2	1	1	1	0	0	27	-2	
13	WASHINGTON, JALEN	F	2	1-2	0-0	0-0	1	5	6	1	0	2	0	1	10	6	
24	WITHERS, JAE'LYN	F	2	1-4	0-2	0-0	0	6	6	2	1	3	0	0	16	-9	
TEAM							4	1	5	0		0					
<b>TOTALS</b>			<b>68</b>	<b>23-59</b>	<b>5-24</b>	<b>17-21</b>	<b>13</b>	<b>35</b>	<b>48</b>	<b>18</b>	<b>10</b>	<b>18</b>	<b>2</b>	<b>11</b>	<b>200</b>		

Shooting By Period	FG	FG%	3FG	3FG%	FT	FT%	Last FG: 2nd-02:26
1st Half	12-27	44%	3-13	23%	4-6	67%	Largest lead: By 7 at Technical Fouls: None.
2nd Half	11-32	34%	2-11	18%	13-15	87%	
<b>Game</b>	<b>23-59</b>	<b>39.0%</b>	<b>5-24</b>	<b>20.8%</b>	<b>17-21</b>	<b>81.0%</b>	

Game Notes:	Score	1st	2nd	TOT	Points	GT	UNC
Officials: Ron Groover, Jeffery Clark, Jemel Spearman Attendance: 19020	GT	30	35	<b>65</b>	In the Paint	22	34
Start Time: 07:00 PM Conference Game:	UNC	31	37	<b>68</b>	Off Turns	15	17
					2nd Chance	15	11
					Fast Break	5	16
					Bench	9	19
					Per Poss	0.844	0.844
						29/77	32/72

Game Notes:	Score	1st	2nd	TOT	Points	LAS	UNC
Officials: Ron Groover, Jeffery Clark, Jemel Spearman Attendance: 19020	LAS	25	42	<b>67</b>	In the Paint	20	50
Start Time: 07:00 PM Conference Game:	UNC	42	51	<b>93</b>	Off Turns	5	16
					2nd Chance	7	11
					Fast Break	6	16
					Bench	36	49
					Per Poss	0.893	1.240
						28/75	42/75

## Florida vs North Carolina Game Totals -- Final Statistics December 17, 2024 at Spectrum Center - Charlotte, NC



### Florida 90

No.	Player	S	Pts	FG	3FG	FT	OR	DR	TR	PF	A	TO	Blk	Stl	Min	+	-
01	CLAYTON JR., WALTER	G	12	4-15	1-7	3-4	1	5	6	3	2	4	0	0	33	4	
05	RICHARD, WILL	G	22	8-10	3-5	3-4	2	4	6	3	1	2	0	2	36	10	
09	CHINYELU, RUEBEN	C	4	2-6	0-0	0-0	4	5	9	2	0	1	0	2	22	-17	
15	MARTIN, ALIJAH	G	19	5-17	2-12	7-9	2	3	5	2	4	4	0	1	36	6	
21	CONDON, ALEX	F	9	2-4	2-3	3-4	3	7	10	2	5	3	3	0	30	4	
04	ALEXIS, SAM	F	3	1-2	0-1	1-2	0	0	0	2	0	1	0	1	6	2	
10	HAUGH, THOMAS	F	9	3-5	1-2	2-4	2	4	6	4	0	0	0	1	20	22	
11	ABERDEEN, DENZEL	G	12	5-6	2-2	0-0	0	1	1	2	2	2	0	0	16	-1	
TEAM							2	1	3	0		0					
<b>TOTALS</b>			<b>90</b>	<b>30-65</b>	<b>11-32</b>	<b>19-27</b>	<b>16</b>	<b>30</b>	<b>46</b>	<b>20</b>	<b>14</b>	<b>17</b>	<b>3</b>	<b>7</b>	<b>200</b>		

Shooting By Period	FG	FG%	3FG	3FG%	FT	FT%	Deadball Rebounds: 3:0
1st Half	18-34	53%	7-17	41%	3-7	43%	Last FG: 2nd-00:54
2nd Half	12-31	39%	4-15	27%	16-20	80%	Biggest Run: 10-0
<b>Game</b>	<b>30-65</b>	<b>46.2%</b>	<b>11-32</b>	<b>34.4%</b>	<b>19-27</b>	<b>70.4%</b>	Largest lead: By 17 at 1st-02:21

### North Carolina 84

No.	Player	S	Pts	FG	3FG	FT	OR	DR	TR	PF	A	TO	Blk	Stl	Min	+	-
03	CADEAU, ELLIOT	G	11	5-12	1-5	0-1	0	1	1	4	7	4	0	1	31	-10	
04	DAVIS, RJ	G	29	10-19	3-11	6-7	0	8	8	1	1	2	0	4	36	4	
07	TRIMBLE, SETH	G	11	4-10	0-2	3-3	4	3	7	4	0	0	0	3	34	-6	
09	POWELL, DRAKE	G	2	1-5	0-2	0-0	0	1	1	1	0	1	1	2	13	0	
22	LUBIN, VEN-ALLEN	F	7	3-4	0-0	1-3	1	3	4	3	0	0	1	1	23	0	
00	CLAUDE, TYZHAUN	F	1	0-0	0-0	1-2	1	0	1	1	0	0	0	0	2	-6	
05	TYSON, CADE	F	0	0-3	0-2	0-0	0	2	2	1	0	0	0	0	15	5	
11	JACKSON, IAN	G	11	5-9	1-4	0-0	0	1	1	3	0	2	0	0	22	-12	
13	WASHINGTON, JALEN	F	7	3-6	0-0	1-2	1	2	3	2	0	0	0	0	15	0	
24	WITHERS, JAE'LYN	F	5	2-4	0-2	1-1	1	1	2	2	1	1	0	0	10	-5	
TEAM							5	1	6	0		0					
<b>TOTALS</b>			<b>84</b>	<b>33-72</b>	<b>5-28</b>	<b>13-19</b>	<b>13</b>	<b>23</b>	<b>36</b>	<b>23</b>	<b>10</b>	<b>10</b>	<b>2</b>	<b>11</b>	<b>200</b>		

Shooting By Period	FG	FG%	3FG	3FG%	FT	FT%	Deadball Rebounds: 2:1
1st Half	11-37	30%	2-16	13%	10-13	77%	Last FG: 2nd-02:13
2nd Half	22-35	63%	3-12	25%	3-6	50%	Biggest Run: 15-0
<b>Game</b>	<b>33-72</b>	<b>45.8%</b>	<b>5-28</b>	<b>17.9%</b>	<b>13-19</b>	<b>68.4%</b>	Largest lead: By 4 at 2nd-04:03

Game Notes:	Score	1st	2nd	TOT	Points	UF	UNC
Officials: Ron Groover, Doug Shows, Matt Potter	UF	46	44	<b>90</b>	In the Paint	38	48
Start Time: 07:02 PM ET End Time: 09:59 PM ET Game Duration: 2:07 Neutral Court:	UNC	34	50	<b>84</b>	Off Turns	9	24
					2nd Chance	23	14
					Fast Break	9	16
					Bench	24	24
					Per Poss	1.169	1.063
						40/77	40/79

## La Salle vs North Carolina Game Totals -- Final Statistics December 14, 2024 at Dean Smith Center



### La Salle 67

No.	Player	S	Pts	FG	3FG	FT	OR	DR	TR	PF	A	TO	Blk	Stl	Min	+	-
00	MARRERO, ANDRES	G	0	0-4	0-3	0-0	0	4	4	1	3	1	0	1	21	-8	
01	WHITE, JAHLIL	G	5	2-7	1-2	0-0	0	4	5	4	2	2	0	0	19	-15	
02	MCKEITHAN, COREY	G	8	3-10	0-4	2-2	0	1	1	3	3	1	0	0	25	-17	
13	SHEPHERD, DASHON	G	2	0-7	0-0	2-2	0	2	1	3	1	0	1	0	0	26	-22
14	LILLEY, DEMETRIUS	F	16	6-12	4-8	0-2	1	5	6	2	0	1	0	0	22	-21	
03	ACKER, ERIC	G	13	5-10	3-6	0-2	1	1	2	0	1	2	0	1	22	-10	
07	ZAN, RYAN	F	3	1-2	1-1	0-0	2	0	2	0	2	0					



# BOX SCORES: GAMES 13-16



## Campbell vs North Carolina Game Totals -- Final Statistics December 30, 2024 at Dean Smith Center



### Campbell 81

No.	Player	S	Pts	FG	3FG	FT	OR	DR	TR	PF	A	TO	Bk	Stl	Min	+	-
02	DUGGAN, COLBY	F	32	11-18	5-9	5-7	3	0	3	3	4	3	0	0	33	-8	
07	GREGORY, CAM	G	14	6-13	1-3	1-2	0	4	4	3	1	2	0	1	35	-8	
13	SINANI, JASIN	G	15	4-8	2-5	5-5	0	0	0	4	2	1	0	0	30	-8	
14	ZURLIENE, CALEB	F	7	3-12	1-4	0-0	1	4	5	3	2	0	0	0	12	-8	
21	DORSEY, NOLAN	G	2	1-4	0-2	0-2	2	4	6	2	4	0	1	0	30	-28	
00	MOCKSECKAS, GEDIMINAS	G	0	0-0	0-0	0-0	0	0	0	0	0	0	0	0	7	-3	
01	COOK, TASSOS	G	0	0-2	0-0	0-0	0	2	2	1	1	0	0	0	13	-9	
06	GUDMUNDSSON, BRAGI	G	9	2-2	1-1	4-4	0	0	0	1	1	0	1	0	11	8	
12	YAW, ISRAEL	F	2	1-1	0-0	0-0	0	0	0	0	0	1	0	0	6	-6	
23	VAN DER HEIJDEN, ERIC	F	0	0-3	0-1	0-0	2	1	3	1	0	0	0	0	6	-10	
	TEAM						1	2	2	0	0						
<b>TOTALS</b>			<b>81</b>	<b>28-63</b>	<b>10-25</b>	<b>15-20</b>	<b>9</b>	<b>16</b>	<b>25</b>	<b>18</b>	<b>15</b>	<b>7</b>	<b>2</b>	<b>2</b>	<b>200</b>		

Shooting By Period	FG	FG%	3FG	3FG%	FT	FT%	Last FG: 2nd-00:07
1st Half	11-35	31%	4-16	25%	3-3	100%	Largest lead: By 2 at 11:00
2nd Half	17-28	61%	6-9	67%	12-17	71%	Technical Fouls: None.
<b>Game</b>	<b>28-63</b>	<b>44.4%</b>	<b>10-25</b>	<b>40.0%</b>	<b>15-20</b>	<b>75.0%</b>	

### North Carolina 97

No.	Player	S	Pts	FG	3FG	FT	OR	DR	TR	PF	A	TO	Bk	Stl	Min	+	-
03	CADEAU, ELLIOT	G	12	6-11	0-2	0-0	1	2	3	3	12	3	0	1	34	10	
04	DAVIS, RJ	G	23	7-13	5-10	4-5	0	4	4	1	5	2	0	0	35	15	
09	POWELL, DRAKE	F	12	4-5	2-3	2-2	0	3	3	4	2	0	0	0	30	13	
11	JACKSON, IAN	G	26	9-16	3-8	5-7	0	5	5	1	1	0	0	0	36	17	
13	WASHINGTON, JALEN	F	10	5-7	0-0	0-0	2	3	5	2	0	1	1	0	14	14	
00	CLAUDE, TYZHAUN	F	2	1-1	0-0	0-0	0	1	1	0	0	0	0	0	10	5	
02	BROWN, JAMES	F	3	1-1	0-0	1-2	2	0	2	3	0	0	0	0	4	-8	
05	TYSON, CADE	F	3	1-5	0-4	1-2	1	2	3	2	0	0	0	0	18	10	
14	HAWKINS, RUSSELL	G	0	0-0	0-0	0-0	0	0	0	0	0	0	0	0	0	-2	
15	HOLBROOK, JOHN	F	0	0-0	0-0	0-0	0	0	0	0	0	0	0	0	0	-2	
22	LUBIN, VEN-ALLEN	F	2	1-1	0-0	0-0	0	1	1	0	0	0	2	0	7	6	
24	WITHERS, JAE'LYN	F	4	1-3	0-1	2-2	2	5	7	1	0	0	0	1	10	4	
30	MAYO JR., DANTE	G	0	0-0	0-0	0-0	0	0	0	0	0	0	0	0	0	-2	
	TEAM						0	3	3	0	1						
<b>TOTALS</b>			<b>97</b>	<b>36-63</b>	<b>10-28</b>	<b>15-20</b>	<b>8</b>	<b>29</b>	<b>37</b>	<b>18</b>	<b>20</b>	<b>7</b>	<b>3</b>	<b>3</b>	<b>200</b>		

Shooting By Period	FG	FG%	3FG	3FG%	FT	FT%	Last FG: 2nd-01:19
1st Half	16-31	52%	4-17	24%	4-8	50%	Largest lead: By 29 at 11:00
2nd Half	20-32	63%	6-11	55%	11-12	92%	Technical Fouls: None.
<b>Game</b>	<b>36-63</b>	<b>57.1%</b>	<b>10-28</b>	<b>35.7%</b>	<b>15-20</b>	<b>75.0%</b>	

Game Notes:	Score	1st	2nd	TOT	Points	CU	UNC
Officials: Lee Cassell, Bert Smith, Brent Hampton Attendance: 19999 Start Time: 01:00 AM	UNC	29	52	<b>81</b>	In the Paint	30	48
	UNC	40	57	<b>97</b>	Off Turns	12	7
					2nd Chance	8	7
					Fast Break	7	7
					Bench	11	14
					Per Poss	1.174	1.386
						3669	4470

CU led for 0:51. UNC led for 37:31. Game was tied for 0:0.
Times tied: 3 Lead Changes: 4

## North Carolina vs Louisville Game Totals -- Final Statistics January 01, 2025 at KFC Yum Center Denny Crum Court - Louisville



### North Carolina 70

No.	Player	S	Pts	FG	3FG	FT	OR	DR	TR	PF	A	TO	Bk	Stl	Min	+	-
03	CADEAU, ELLIOT	G	4	1-5	0-2	2-2	1	1	2	5	5	2	0	0	24	-16	
04	DAVIS, RJ	G	12	4-14	1-5	3-3	0	3	3	4	4	3	0	2	37	-13	
09	POWELL, DRAKE	G	14	6-11	0-2	2-2	0	4	4	5	0	1	0	0	32	3	
11	JACKSON, IAN	G	23	7-15	2-5	7-11	1	3	4	3	1	2	1	1	35	-9	
13	WASHINGTON, JALEN	F	7	3-5	0-0	1-1	2	4	6	2	0	2	0	0	17	-14	
00	CLAUDE, TYZHAUN	F	0	0-0	0-0	0-0	0	0	0	0	2	0	0	0	3	-3	
05	TYSON, CADE	F	3	1-3	1-1	0-0	0	3	3	5	0	0	0	0	15	-6	
22	LUBIN, VEN-ALLEN	F	5	1-5	0-0	3-4	1	8	9	2	1	2	1	2	21	2	
24	WITHERS, JAE'LYN	F	2	1-2	0-1	0-0	1	4	5	1	0	0	0	0	16	-9	
	TEAM						1	0	1	0							
<b>TOTALS</b>			<b>70</b>	<b>24-60</b>	<b>4-16</b>	<b>18-23</b>	<b>7</b>	<b>30</b>	<b>37</b>	<b>29</b>	<b>11</b>	<b>12</b>	<b>3</b>	<b>4</b>	<b>200</b>		

Shooting By Period	FG	FG%	3FG	3FG%	FT	FT%	Deadball Rebounds: 1:0
1st Half	11-34	32%	3-12	25%	6-7	86%	Last FG: 2nd-05:09
2nd Half	13-26	50%	1-4	25%	12-16	75%	Biggest Run: 8-0
<b>Game</b>	<b>24-60</b>	<b>40.0%</b>	<b>4-16</b>	<b>25.0%</b>	<b>18-23</b>	<b>76.3%</b>	Largest lead: By 1 at 13:10-15 Technical Fouls: #04 DAVIS, R (Class A) @ 2nd - 00:08.

### Louisville 83

No.	Player	S	Pts	FG	3FG	FT	OR	DR	TR	PF	A	TO	Bk	Stl	Min	+	-
00	SCOTT, JAMES	F	11	5-6	0-0	1-6	3	5	8	1	1	0	2	1	25	9	
01	HADLEY, J'VONNE	G	10	3-6	0-0	4-5	1	6	7	4	3	4	0	0	27	11	
05	EDWARDS JR., TERENCE	G	7	2-12	0-5	3-5	1	4	5	0	2	1	0	0	34	13	
24	HEPBURN, CHUCKY	G	26	5-8	0-2	16-20	0	2	2	4	7	2	0	0	34	15	
93	WATERMAN, NOAH	F	7	3-9	1-6	1-1	0	7	7	0	0	0	0	1	30	5	
06	SMITH, REYNE	G	17	6-12	4-10	1-1	0	0	0	4	0	0	0	0	37	11	
09	ROOTHS, KHANI	F	3	1-2	1-2	0-0	0	4	4	0	0	0	0	0	10	2	
13	ANSELM-HBE, FRANK	C	0	0-0	0-0	0-0	0	1	1	0	0	0	0	0	3	3	
25	TRAOER, ABOUBACAR	F	2	1-3	0-1	0-1	3	3	6	3	1	1	1	0	9	-4	
	TEAM						2	1	3	0							
<b>TOTALS</b>			<b>83</b>	<b>26-58</b>	<b>6-26</b>	<b>25-39</b>	<b>10</b>	<b>33</b>	<b>43</b>	<b>21</b>	<b>14</b>	<b>8</b>	<b>4</b>	<b>4</b>	<b>200</b>		

Shooting By Period	FG	FG%	3FG	3FG%	FT	FT%	Deadball Rebounds: 5:0
1st Half	12-30	40%	3-14	21%	10-16	63%	Last FG: 2nd-01:28
2nd Half	14-28	50%	3-12	25%	15-23	65%	Biggest Run: 12-0
<b>Game</b>	<b>26-58</b>	<b>44.8%</b>	<b>6-26</b>	<b>23.1%</b>	<b>25-39</b>	<b>64.1%</b>	Largest lead: By 13 at 2nd-00:08 Technical Fouls: #24 HEPBURN, C (Class A) @ 2nd - 00:08.

Game Notes:	Score	1st	2nd	TOT	Points	UNC	LOU
Officials: Ted Valentine, Clarence Armstrong, Tony Chizala Attendance: 14248	UNC	31	39	<b>70</b>	In the Paint	36	38
	LOU	37	46	<b>83</b>	Off Turns	8	14
					2nd Chance	2	11
					Fast Break	10	7
					Bench	7	22
					Per Poss	0.959	1.153
						3373	4072

UNC led for 0:24. LOU led for 35:27. Game was tied for 4:09.
Times tied: 4 Lead Changes: 2

## North Carolina vs Notre Dame Game Totals -- Final Statistics January 04, 2025 at Purcell Pavilion at the Joyce Center - Notre Dame



### North Carolina 74

No.	Player	S	Pts	FG	3FG	FT	OR	DR	TR	PF	A	TO	Bk	Stl	Min	+	-
03	CADEAU, ELLIOT	G	10	3-5	2-3	2-3	0	1	1	4	6	1	0	0	32	1	
04	DAVIS, RJ	G	8	3-9	0-3	2-2	0	1	1	4	7	1	0	0	36	4	
09	POWELL, DRAKE	G	8	3-8	1-6	1-2	0	4	4	3	0	1	1	0	27	6	
11	JACKSON, IAN	G	27	11-18	2-7	3-5	0	6	6	3	1						



# BOX SCORES: GAMES 17-20



## North Carolina vs NC State Game Totals -- Final Statistics January 11, 2025 at Lenovo Center



### North Carolina 63

No.	Player	S	Pts	FG	3FG	FT	OR	DR	TR	PF	A	TO	Blk	Stl	Min	+	-
03	CADEAU, ELLIOT	G	4	2-9	0-3	0-0	0	2	2	2	11	3	0	1	29	3	
04	DAVIS, RJ	G	11	5-13	1-3	0-0	0	2	2	1	2	3	0	0	36	0	
09	POWELL, DRAKE	G	8	3-7	1-3	1-2	1	2	3	2	1	0	1	1	34	8	
11	JACKSON, IAN	G	21	8-15	5-8	0-0	1	1	2	3	1	1	0	1	32	-4	
13	WASHINGTON, JALEN	F	11	4-6	0-1	3-4	6	6	12	2	1	2	3	0	27	0	
07	TRIMBLE, SETH	G	4	2-6	0-1	0-0	1	4	5	0	1	2	0	2	25	3	
22	LUBIN, VEN-ALLEN	F	4	2-4	0-0	0-2	2	7	9	0	0	1	1	0	13	2	
24	WITHERS, JAE'LYN	F	0	0-0	0-0	0-0	0	2	2	0	0	0	0	0	4	-2	
TEAM							2	1	3	0	0						
<b>TOTALS</b>			<b>63</b>	<b>26-60</b>	<b>7-19</b>	<b>4-8</b>	<b>13</b>	<b>27</b>	<b>40</b>	<b>10</b>	<b>17</b>	<b>12</b>	<b>5</b>	<b>5</b>	<b>200</b>		

Shooting By Period		FG	FG%	3FG	3FG%	FT	FT%	Last FG: 2nd-00:24	
1st Half	12-31	39%	2-9	22%	0-2	00%	Largest lead: By 3 at Technical Fouls: None.		
2nd Half	14-29	48%	5-10	50%	4-6	67%			
<b>Game</b>	<b>26-60</b>	<b>43.3%</b>	<b>7-19</b>	<b>36.8%</b>	<b>4-8</b>	<b>50.0%</b>			

### NC State 61

No.	Player	S	Pts	FG	3FG	FT	OR	DR	TR	PF	A	TO	Blk	Stl	Min	+	-
03	STYLE, DONTREZ	G	7	3-8	0-3	1-3	3	2	5	1	1	1	1	2	23	4	
08	TAYLOR, JAYDEN	G	12	4-10	2-5	2-2	0	3	3	3	0	1	0	2	30	3	
10	HILL, MARCUS	G	20	10-19	0-2	0-0	6	3	9	1	1	1	0	2	34	-1	
12	O'CONNELL, MICHAEL	G	9	3-9	1-3	2-2	0	1	1	1	4	1	0	1	35	3	
34	MIDDLEBROOKS, BEN	C	5	2-9	0-2	1-1	7	7	14	3	0	3	2	1	32	3	
04	PASS, BREON	G	0	0-2	0-1	0-0	0	1	1	0	1	2	0	0	16	-13	
07	HEARD, BRYCE	G	0	0-1	0-0	0-0	0	1	1	0	0	0	0	0	4	2	
11	PARKER, JR, DENNIS	G	4	1-4	0-2	2-2	0	2	2	0	0	0	3	0	18	-6	
33	DIOUF, ISMAEL	F	4	1-3	0-1	2-2	0	0	0	0	0	0	0	0	8	-5	
TEAM							0	2	2	0	0						
<b>TOTALS</b>			<b>61</b>	<b>24-65</b>	<b>3-19</b>	<b>10-12</b>	<b>16</b>	<b>22</b>	<b>38</b>	<b>10</b>	<b>7</b>	<b>9</b>	<b>6</b>	<b>8</b>	<b>200</b>		

Shooting By Period		FG	FG%	3FG	3FG%	FT	FT%	Last FG: 2nd-01:29	
1st Half	9-40	23%	1-12	08%	1-1	100%	Largest lead: By 3 at Technical Fouls: None.		
2nd Half	15-25	60%	2-7	29%	9-11	82%			
<b>Game</b>	<b>24-65</b>	<b>36.9%</b>	<b>3-19</b>	<b>15.8%</b>	<b>10-12</b>	<b>83.3%</b>			

Game Notes:		Score	1st	2nd	TOT	Points	NC	ST
Officials: Ron Groover, Jeffery Clark, Tim Clougherty		NC	26	37	<b>63</b>	In the Paint	34	28
Attendance: 21750		ST	20	41	<b>61</b>	Off Turns	12	15
Start Time: 09:00 PM		NC led for 28:25. ST led for 5:34.		Game was tied for 0:0.		2nd Chance	6	9
Conference Game:		Times tied: 8		Lead Changes: 11		Fast Break	16	10
						Bench	8	8
						Per Poss	1.015	0.968
							28%	28%

## California vs North Carolina Game Totals -- Final Statistics January 16, 2025 at Dean Smith Center



### California 53

No.	Player	S	Pts	FG	3FG	FT	OR	DR	TR	PF	A	TO	Blk	Stl	Min	+	-
02	STOJAKOVIC, ANDREJ	G	6	3-13	0-5	0-0	2	3	5	1	4	1	0	2	32	-20	
03	CAMPBELL, DJ	G	6	3-8	0-1	0-0	0	2	2	0	0	1	1	2	26	-13	
10	BLACKSHER JR., JOVAN	G	5	2-12	1-7	0-0	0	3	3	0	1	0	0	0	29	-7	
12	SISSOKO, MADY	C	16	8-9	0-0	0-0	4	4	8	4	2	3	0	0	24	-7	
31	PETRAITIS, RYTIS	F	3	1-5	0-2	1-4	3	3	6	0	1	0	1	0	18	-15	
00	WILKINSON, JEREMIAH	G	0	0-8	0-4	0-0	0	1	1	1	0	3	0	0	18	-25	
01	OLA-JOSEPH, JOSHUA	F	10	4-8	1-4	1-1	1	2	3	0	0	2	0	0	22	-11	
07	MAHONEY, SPENCER	F	0	0-0	0-0	0-0	0	0	0	0	0	0	0	0	1	1	
13	CURTIS, DEVIN	F	0	0-0	0-0	0-0	1	0	1	0	1	0	0	0	1	1	
14	MCCLUSKEY, JACK	G	0	0-1	0-1	0-0	0	0	0	0	0	0	0	0	1	-2	
22	TUCKER, CHRISTIAN	G	5	2-2	1-1	0-0	0	3	3	2	1	1	0	0	10	-8	
23	DESLER, MATT	G	0	0-0	0-0	0-0	0	0	0	0	0	0	0	0	1	-2	
33	PAVLOVIC, VLADIMIR	G	0	0-0	0-0	0-0	0	0	0	0	0	0	0	0	1	-2	
34	DORT, LEE	F	2	1-3	0-0	0-0	0	1	1	1	2	2	2	2	14	-20	
TEAM							0	0	0	0	0						
<b>TOTALS</b>			<b>53</b>	<b>24-69</b>	<b>3-25</b>	<b>2-5</b>	<b>11</b>	<b>22</b>	<b>33</b>	<b>9</b>	<b>12</b>	<b>13</b>	<b>3</b>	<b>7</b>	<b>198</b>		

Shooting By Period		FG	FG%	3FG	3FG%	FT	FT%	Last FG: 2nd-00:56	
1st Half	13-34	38%	1-11	09%	2-3	67%	Largest lead: By 2 at Technical Fouls: None.		
2nd Half	11-35	31%	2-14	14%	0-2	00%			
<b>Game</b>	<b>24-69</b>	<b>34.8%</b>	<b>3-25</b>	<b>12.0%</b>	<b>2-5</b>	<b>40.0%</b>			

### North Carolina 79

No.	Player	S	Pts	FG	3FG	FT	OR	DR	TR	PF	A	TO	Blk	Stl	Min	+	-
03	CADEAU, ELLIOT	G	15	7-15	1-2	0-0	1	2	3	3	3	4	0	1	30	19	
04	DAVIS, RJ	G	7	2-9	1-4	2-2	0	5	5	0	3	2	0	0	30	26	
09	POWELL, DRAKE	F	5	2-5	1-1	0-0	1	3	4	0	1	1	0	1	21	13	
11	JACKSON, IAN	G	20	8-15	1-4	3-3	2	5	7	1	1	2	0	1	33	16	
13	WASHINGTON, JALEN	F	6	3-7	0-0	0-0	1	3	4	0	1	0	1	1	20	6	
02	BROWN, JAMES	F	0	0-0	0-0	0-0	0	1	1	0	0	0	0	0	4	1	
05	TYSON, CADE	F	2	1-1	0-0	0-0	0	0	0	0	1	0	0	0	6	3	
07	TRIMBLE, SETH	G	12	3-8	0-2	6-6	0	6	6	1	0	0	0	0	32	16	
14	HAWKINS, RUSSELL	G	0	0-0	0-0	0-0	0	0	0	0	0	0	0	0	0	2	
15	HOLBROOK, JOHN	F	0	0-0	0-0	0-0	0	0	0	0	0	0	0	0	1	2	
22	LUBIN, VEN-ALLEN	F	7	3-3	0-0	1-2	2	6	8	2	0	0	3	0	15	19	
24	WITHERS, JAE'LYN	F	5	2-2	1-1	0-0	2	2	4	2	0	1	0	0	12	5	
30	MAYO JR., DANTE	G	0	0-0	0-0	0-0	0	0	0	0	0	0	0	0	1	2	
TEAM							2	1	3	0	0						
<b>TOTALS</b>			<b>79</b>	<b>31-65</b>	<b>5-14</b>	<b>12-13</b>	<b>11</b>	<b>34</b>	<b>45</b>	<b>10</b>	<b>9</b>	<b>10</b>	<b>4</b>	<b>7</b>	<b>198</b>		

Shooting By Period		FG	FG%	3FG	3FG%	FT	FT%	Last FG: 2nd-00:39	
1st Half	17-30	57%	3-8	38%	2-2	100%	Largest lead: By 27 at Technical Fouls: None.		
2nd Half	14-35	40%	2-6	33%	10-11	91%			
<b>Game</b>	<b>31-65</b>	<b>47.7%</b>	<b>5-14</b>	<b>35.7%</b>	<b>12-13</b>	<b>92.3%</b>			

## Stanford vs North Carolina Game Totals -- Final Statistics January 18, 2025 at Dean Smith Center



### Stanford 72

No.	Player	S	Pts	FG	3FG	FT	OR	DR	TR	PF	A	TO	Blk	Stl	Min	+	-
02	YOUNG, DONAVIN	F	9	3-4	3-3	0-0	1	3	4	1	1	3	1	3	34	2	
04	SELLERS, OZIVAH	G	11	5-11	1-3	0-0	0	3	3	3	1	0	1	0	36	4	
11	AGARWAL, RYAN	G	6	3-7	0-2	0-0	1	5	6	3	2	2	0	0	34	-1	
21	BLAKES, JAYLEN	G	20	7-13	0-2	6-6	0	4	4	2	7	1	0	0	38	0	
42	RAYNAUD, MAXIME	F	25	8-24	3-12	6-6	4	9	13	2	0	2	4	0	37	3	
05	GEALER, BENNY	G	0	0-1	0-0	0-0	0	0	0	3	1	0	0	0	13	0	
10	OKPAPA, CHISOM	F	1	0-0	0-0	1-2	0	0									



# BOX SCORES: GAMES 21-24



## Boston College vs North Carolina Game Totals -- Final Statistics January 25, 2025 at Dean Smith Center



### Boston College 96

No.	Player	S	Pts	FG	3FG	FT	OR	DR	TR	PF	A	TO	Blk	Stl	Min	+/
01	BROWN, DION	G	20	8-11	4-5	0-0	3	0	3	5	3	0	0	0	36	8
03	MCFARLANE, ROGER	G	0	0-4	0-1	0-0	2	2	4	1	0	2	0	0	21	-8
07	BEADLE, JOSHUA	G	14	6-6	2-2	0-0	0	5	5	3	6	2	1	0	32	-2
13	HAND JR., DONALD	G	26	8-17	5-8	5-6	0	6	6	1	3	2	0	1	42	-8
32	VENNING, CHAD	F	17	7-12	0-0	3-6	0	1	1	5	3	1	2	1	30	2
00	KELLEY III, CHAS	G	3	1-2	1-2	0-0	0	0	0	2	1	2	0	0	14	-4
10	PAYNE, FRED	G	8	2-8	2-5	2-2	0	0	0	1	2	1	0	2	29	-6
05	TOEWS, LUKA	G	0	0-1	0-1	0-0	0	0	0	0	1	0	0	1	4	-4
22	HASTINGS, JAYDEN	F	8	4-5	0-0	0-0	0	1	1	4	1	0	1	0	15	-8
	TEAM						1	2	3	0						
	TEAM						1	2	3	0						
	<b>TOTALS</b>		<b>96</b>	<b>36-66</b>	<b>14-24</b>	<b>10-14</b>	<b>6</b>	<b>17</b>	<b>23</b>	<b>22</b>	<b>20</b>	<b>9</b>	<b>6</b>	<b>6</b>	<b>223</b>	

Shooting By Period	FG	FG%	3FG	3FG%	FT	FT%
1st Half	16-29	55%	5-9	56%	8-10	80%
2nd Half	17-30	57%	8-12	67%	2-2	100%
3rd Half	3-7	43%	1-3	33%	0-2	00%
<b>Game</b>	<b>36-66</b>	<b>54.5%</b>	<b>14-24</b>	<b>58.3%</b>	<b>10-14</b>	<b>71.4%</b>

Last FG: 3rd-02:10  
Largest lead: By 5 at  
Technical Fouls: None.

### North Carolina 102

No.	Player	S	Pts	FG	3FG	FT	OR	DR	TR	PF	A	TO	Blk	Stl	Min	+/
03	CADEAU, ELLIOT	G	13	4-6	0-0	5-8	0	3	3	1	4	4	1	1	38	4
04	DAVIS, RJ	G	22	6-11	2-5	8-8	0	5	5	1	5	0	0	1	39	9
07	TRIMBLE, SETH	G	18	5-13	1-4	7-8	5	7	12	1	2	1	0	0	42	7
11	JACKSON, IAN	G	19	8-13	2-3	1-3	0	0	0	1	0	0	0	0	27	-2
22	LUBIN, VEN-ALLEN	F	3	1-1	0-0	1-2	0	2	2	4	0	1	1	0	13	6
00	CLAUDE, TYZHAUN	F	2	1-2	0-0	0-0	1	1	2	1	0	0	0	0	6	2
05	TYSON, CADE	F	0	0-1	0-1	0-0	1	0	1	0	0	0	0	0	2	-4
09	POWELL, DRAKE	F	5	2-5	1-3	0-0	0	3	3	2	1	1	0	1	27	11
13	WASHINGTON, JALEN	F	18	7-10	0-0	4-4	4	2	6	3	3	1	0	0	26	3
24	WITHERS, JAE'LYN	F	2	1-1	0-0	0-0	0	0	0	0	0	0	0	0	3	-3
	TEAM						1	1	2	0						
	TEAM						1	1	2	0						
	<b>TOTALS</b>		<b>102</b>	<b>35-63</b>	<b>6-16</b>	<b>26-33</b>	<b>12</b>	<b>24</b>	<b>36</b>	<b>13</b>	<b>16</b>	<b>8</b>	<b>2</b>	<b>4</b>	<b>223</b>	

Shooting By Period	FG	FG%	3FG	3FG%	FT	FT%
1st Half	18-31	58%	2-6	33%	8-12	67%
2nd Half	13-28	46%	3-9	33%	14-17	82%
3rd Half	4-4	100%	1-1	100%	4-4	100%
<b>Game</b>	<b>35-63</b>	<b>55.6%</b>	<b>6-16</b>	<b>37.5%</b>	<b>26-33</b>	<b>78.8%</b>

Last FG: 3rd-00:28  
Largest lead: By 9 at  
Technical Fouls: None.

Score	1st	2nd	3rd	TOT	Points	BC	UNC
BC	45	44	7	96	In the Paint	42	58
UNC	46	43	13	102	Off Turns	12	13
					2nd Chance	7	11
					Fast Break	2	12
					Bench	19	27
					Per Poss	1.280	1.417
						41/75	48/72

Game Notes:  
Officials: Lee Cassell, Jemel Spearman, Trey Styons  
Attendance: 21750  
Start Time: 07:15 PM  
Conference Game:  
BC led for 14:57. UNC led for 15:57.  
Game was tied for 0:0.  
Times tied: 16  
Lead Changes: 10

## North Carolina vs Pitt Game Totals -- Final Statistics January 28, 2025 at Petersen Events Center - Pittsburgh



### North Carolina 65

No.	Player	S	Pts	FG	3FG	FT	OR	DR	TR	PF	A	TO	Blk	Stl	Min	+/	
03	CADEAU, ELLIOT	G	11	5-10	1-6	0-0	0	3	3	5	7	4	0	0	1	28	8
04	DAVIS, RJ	G	16	6-12	3-6	1-2	0	4	4	2	5	3	0	0	39	-6	
07	TRIMBLE, SETH	G	10	3-14	0-5	4-5	4	8	12	2	2	0	0	1	36	-10	
11	JACKSON, IAN	G	9	4-10	1-3	0-0	2	2	4	2	0	2	0	0	33	-11	
22	LUBIN, VEN-ALLEN	F	6	3-5	0-0	0-0	0	7	7	2	1	4	1	0	32	1	
00	CLAUDE, TYZHAUN	F	0	0-1	0-0	0-0	0	1	1	2	0	0	0	1	1	4	-6
02	BROWN, JAMES	F	0	0-0	0-0	0-0	0	0	0	0	2	0	0	0	0	1	-2
09	POWELL, DRAKE	G	8	3-5	1-3	1-2	3	3	6	2	0	0	0	0	24	-13	
24	WITHERS, JAE'LYN	F	5	2-2	1-1	0-0	0	0	0	0	0	0	0	0	3	-1	
	TEAM						1	0	1	0							
	TEAM						1	0	1	0							
	<b>TOTALS</b>		<b>65</b>	<b>26-59</b>	<b>7-24</b>	<b>6-9</b>	<b>10</b>	<b>28</b>	<b>38</b>	<b>19</b>	<b>15</b>	<b>14</b>	<b>2</b>	<b>3</b>	<b>200</b>		

Shooting By Period	FG	FG%	3FG	3FG%	FT	FT%
1st Half	17-30	57%	6-13	46%	4-5	80%
2nd Half	9-29	31%	1-11	9%	2-4	50%
<b>Game</b>	<b>26-59</b>	<b>44.1%</b>	<b>7-24</b>	<b>29.2%</b>	<b>6-9</b>	<b>66.7%</b>

Last FG: 2nd-03:21  
Largest lead: By 10 at 1st-02:11  
Technical Fouls: None.

### Pitt 73

No.	Player	S	Pts	FG	3FG	FT	OR	DR	TR	PF	A	TO	Blk	Stl	Min	+/	
01	DUNN, DAMIAN	G	5	2-9	1-6	0-0	0	2	2	1	1	0	1	2	35	6	
02	CORHEN, CAMERON	F	14	5-6	0-0	4-5	2	3	5	3	0	1	2	1	28	2	
05	LEGGETT, ISHMAEL	G	15	4-12	1-5	6-6	0	6	6	3	3	1	1	2	38	10	
15	LOWE, JALAND	G	18	6-15	3-6	3-5	0	6	6	1	7	3	0	3	38	8	
55	AUSTIN, ZACK	F	15	5-7	3-5	2-2	1	2	3	2	0	0	0	5	0	39	10
25	DIAZ GRAHAM, GUILLERMO	F	6	2-6	1-4	1-2	2	2	4	1	1	1	0	0	18	10	
31	DIAZ GRAHAM, JORGE	F	0	0-0	0-0	0-0	0	0	0	0	0	0	0	0	4	-6	
	TEAM						1	1	2	0							
	TEAM						1	1	2	0							
	<b>TOTALS</b>		<b>73</b>	<b>24-55</b>	<b>9-26</b>	<b>16-20</b>	<b>6</b>	<b>22</b>	<b>28</b>	<b>11</b>	<b>12</b>	<b>6</b>	<b>9</b>	<b>8</b>	<b>200</b>		

Shooting By Period	FG	FG%	3FG	3FG%	FT	FT%
1st Half	16-31	52%	5-13	38%	5-7	71%
2nd Half	8-24	33%	4-13	31%	11-13	85%
<b>Game</b>	<b>24-55</b>	<b>43.6%</b>	<b>9-26</b>	<b>34.6%</b>	<b>16-20</b>	<b>80.0%</b>

Last FG: 2nd-03:04  
Biggest Run: 9-0  
Largest lead: By 8 at 2nd-00:11  
Technical Fouls: None.

Score	1st	2nd	TOT	Points	UNC	PGH
UNC	44	21	65	In the Paint	34	24
PGH	42	31	73	Off Turns	4	22
				2nd Chance	8	10
				Fast Break	11	16
				Bench	13	6
				Per Poss	1.000	1.177
					29/65	32/62

Game Notes:  
Officials: Ted Valentine, Tony Henderson, Brian O'Connell  
Attendance: 11277  
Start Time: 09:10 PM ET  
End Time: 11:15 PM ET  
Game Duration: 2:05  
Conference Game:  
UNC led for 28:40. PGH led for 9:56.  
Game was tied for 1:24.  
Times tied: 1  
Lead Changes: 11

## North Carolina vs Duke Game Totals -- Final Statistics February 01, 2025 at Cameron Indoor Stadium



### North Carolina 70

No.	Player	S	Pts	FG	3FG	FT	OR	DR	TR	PF	A	TO	Blk	Stl	Min	+/
03	CADEAU, ELLIOT	G	8	3-10	2-2	0-1	2	2	4	2	3	5	1	0	26	-13
04	DAVIS, RJ	G	12	4-11	2-4	2-2	1	4	5	1	2	0	0	0	30	-26
07	TRIMBLE, SETH	G	10	4-8	0-3	2-3	1	4	5	1	2	2	0	1	30	-12
11	JACKSON, IAN	G	8	2-6	1-4	3-3	1	1	2	3	2	1	0	1	30	-20
22	LUBIN, VEN-ALLEN	F	7	3-5	0-0	1-2	5	1	6	3	1	1	3	1	21	-11
02	BROWN, JAMES	F	2	1-1	0-0	0-0	0	0	0	0	0	0	0	0	2	1
05	TYSON, CADE	F	0	0-1	0-1	0-0	1	1	2	1	0	0	0	0	10	12
09	POWELL, DRAKE	G	12	5-8	1-3	1-1	0	1	1	1	1	3	0	1	22	-6
13	WASHINGTON, JALEN	F	6	2-2	0-0	2-2	1	3	4	2	0	1	0	0	17	-7
24	WITHERS, JAE'LYN	F	5	2-3	1-2	0-0	0	1	1	1	1	0	1	0	12	-3
	TEAM						0	1	1	0						
	TEAM						0	1	1	0						
	<b>TOTALS</b>		<b>70</b>	<b>26-55</b>	<b>7-19</b>	<b>11-14</b>	<b>12</b>	<b>19</b>	<b>31</b>	<b>15</b>	<b>11</b>	<b>14</b>	<b>6</b>	<b>4</b>	<b>200</b>	

Shooting By Period	FG	FG%	3FG	3FG%	FT	FT%
1st Half	8-27	30%	3-11	27%	6-6	100%
2nd Half	18-28	64%	4-8	50%	5-8	63%
<b>Game</b>	<b>26-55</b>	<b>47.3%</b>	<b>7-19</b>	<b>36.8%</b>	<b>11-14</b>	<b>78.6%</b>

Last FG: 2nd-00:00  
Largest lead: By 0 at  
Technical Fouls: None.

### Duke 87

No.	Player	S	Pts	FG	3FG	FT	OR	DR	TR	PF	A	TO	Blk	Stl	Min	+/
02	FLAGG, COOPER	F	21	6-14	3-5	6-9	1	7	8	2	7	3	2	3	38	19
05</																

# BOX SCORES: GAMES 25-28



## North Carolina vs Clemson Game Totals -- Final Statistics February 10, 2025 at Littlejohn Coliseum - Clemson



### North Carolina 65

No.	Player	S	Pts	FG	3FG	FT	OR	DR	TR	PF	A	TO	Bk	Stl	Min	±
03	CADEAU, ELLIOT	G	11	5-10	1-3	0-2	0	1	2	6	6	0	0	31	-8	
04	DAVIS, RJ	G	18	8-14	2-5	0-0	0	2	2	0	2	3	0	23	-22	
07	TRIMBLE, SETH	G	12	5-11	0-2	2-3	2	2	4	2	1	1	3	30	-16	
22	LUBIN, VEN-ALLEN	F	8	4-5	0-0	0-0	2	4	6	1	0	1	0	0	22	-6
24	WITHERS, JAE'LYN	F	5	2-4	1-2	0-0	1	2	3	3	1	0	0	0	17	-8
00	CLAUDE, TYZHAUN	F	0	0-1	0-0	0-0	0	2	2	1	0	0	0	0	6	0
02	BROWN, JAMES	F	0	0-0	0-0	0-0	1	0	1	0	0	0	0	0	3	-1
05	TYSON, CADE	F	2	1-2	0-1	0-0	0	1	1	0	0	0	0	0	5	-4
09	POWELL, DRAKE	G	4	2-6	0-3	0-2	2	1	3	3	3	0	1	1	26	-18
11	JACKSON, IAN	G	3	0-8	0-3	3-4	0	2	2	1	0	1	1	2	16	-7
13	WASHINGTON, JALEN	F	2	1-1	0-0	0-0	0	1	1	1	0	0	2	0	11	-10
	TEAM						2	0	2	0	0	0				
<b>TOTALS</b>			<b>65</b>	<b>28-62</b>	<b>4-19</b>	<b>5-11</b>	<b>10</b>	<b>18</b>	<b>28</b>	<b>14</b>	<b>13</b>	<b>13</b>	<b>5</b>	<b>8</b>	<b>199</b>	

Shooting By Period  
 Period FG FG% 3FG 3FG% FT FT%  
 1st Half 15-30 50% 2-8 25% 1-1 100%  
 2nd Half 13-32 41% 2-11 18% 4-10 40%  
**Game 28-62 45.2% 4-19 21.1% 5-11 45.5%**

Deadball Rebounds: 4:0  
 Last FG: 2nd-00:19  
 Biggest Run: 7-0  
 Largest lead: By 4 at 1st-17:10  
 Technical Fouls: None

### Clemson 85

No.	Player	S	Pts	FG	3FG	FT	OR	DR	TR	PF	A	TO	Bk	Stl	Min	±
00	LAKHIN, VIKTOR	F	22	9-16	4-5	0-0	3	3	6	1	0	2	5	1	25	15
01	HUNTER, CHASE	G	19	7-13	4-8	1-2	0	1	1	3	2	3	2	1	29	14
02	HUNTER, DILLON	G	6	2-4	2-3	0-0	0	3	3	3	1	1	1	32	13	
04	SCHIEFFELIN, IAN	F	5	2-6	0-1	1-1	4	6	10	1	3	0	0	1	31	22
11	ZACKERY, JAEDEN	G	16	6-9	1-3	3-5	1	6	7	2	7	4	0	4	33	24
03	HEIDBREDER, JAKE	G	4	2-6	0-2	0-0	1	1	2	2	2	0	0	0	17	16
05	THOMAS, ASA	F	0	0-1	0-0	0-0	0	0	0	0	0	0	0	0	2	-3
06	FOSTER, MYLES	F	4	1-2	0-0	2-2	3	1	4	0	0	0	0	0	5	-2
07	WIGGINS, CHAUNCEY	F	9	3-5	1-2	2-2	1	4	5	0	0	2	1	0	16	11
10	JONES, DEL	G	0	0-1	0-0	0-0	0	0	0	0	0	0	0	0	5	2
13	LATIFF, ANDREW	G	0	0-0	0-0	0-0	0	0	0	0	0	0	0	0	1	-3
14	REEVES, CHRISTIAN	G	0	0-0	0-0	0-0	0	0	0	0	0	0	0	0	1	0
20	KELLY, MATT	C	0	0-1	0-1	0-0	0	0	0	1	0	0	0	0	1	-3
32	NAUSEEF, DANIEL	F	0	0-0	0-0	0-0	0	0	0	0	0	0	0	0	1	-3
35	ROBERTS, JACKSON	C	0	0-0	0-0	0-0	0	0	0	0	0	0	0	0	1	-3
	TEAM						2	1	3	0	2					
<b>TOTALS</b>			<b>85</b>	<b>32-64</b>	<b>12-25</b>	<b>9-12</b>	<b>15</b>	<b>26</b>	<b>41</b>	<b>12</b>	<b>17</b>	<b>15</b>	<b>9</b>	<b>8</b>	<b>199</b>	

Shooting By Period  
 Period FG FG% 3FG 3FG% FT FT%  
 1st Half 18-32 56% 8-12 67% 5-6 83%  
 2nd Half 14-32 44% 4-13 31% 4-6 67%  
**Game 32-64 50.0% 12-25 48.0% 9-12 75.0%**

Deadball Rebounds: 2:0  
 Last FG: 2nd-01:12  
 Biggest Run: 9-0  
 Largest lead: By 6 at 2nd-05:21  
 Technical Fouls: None

## North Carolina vs Syracuse Game Totals -- Final Statistics February 15, 2025 at JMA Wireless Dome - Syracuse



### North Carolina 88

No.	Player	S	Pts	FG	3FG	FT	OR	DR	TR	PF	A	TO	Bk	Stl	Min	±
03	CADEAU, ELLIOT	G	9	3-5	0-0	3-5	1	2	3	4	4	0	0	0	18	0
04	DAVIS, RJ	G	16	4-11	3-9	5-6	2	3	5	0	6	1	1	2	37	0
07	TRIMBLE, SETH	G	4	2-8	0-1	0-0	2	6	8	2	1	0	0	0	26	-4
22	LUBIN, VEN-ALLEN	F	6	3-6	0-0	0-0	1	2	3	2	1	0	0	0	19	-2
24	WITHERS, JAE'LYN	F	19	7-10	3-4	2-2	2	4	6	5	1	1	3	0	24	5
09	POWELL, DRAKE	G	5	1-3	1-2	2-2	2	0	2	0	3	0	2	0	25	13
11	JACKSON, IAN	G	23	8-15	5-10	2-6	1	3	4	2	0	1	1	1	29	6
13	WASHINGTON, JALEN	F	6	2-3	1-2	1-2	1	3	4	5	1	1	1	0	21	8
	TEAM						1	0	1	0	0					
<b>TOTALS</b>			<b>88</b>	<b>30-61</b>	<b>13-28</b>	<b>15-23</b>	<b>13</b>	<b>23</b>	<b>36</b>	<b>19</b>	<b>16</b>	<b>9</b>	<b>8</b>	<b>5</b>	<b>200</b>	

Shooting By Period  
 Period FG FG% 3FG 3FG% FT FT%  
 1st Half 16-35 46% 7-15 47% 3-6 50%  
 2nd Half 14-26 54% 6-13 46% 12-17 71%  
**Game 30-61 49.2% 13-28 46.4% 15-23 65.2%**

Deadball Rebounds: 1:0  
 Last FG: 2nd-03:39  
 Biggest Run: 9-0  
 Largest lead: By 11 at 2nd-17:38  
 Technical Fouls: None

### Syracuse 82

No.	Player	S	Pts	FG	3FG	FT	OR	DR	TR	PF	A	TO	Bk	Stl	Min	±
02	STARLING, JJ	G	22	6-16	0-2	10-10	1	5	6	3	4	2	0	2	29	1
03	TAYLOR, LUCAS	G	10	4-4	2-2	0-0	0	3	3	2	1	1	0	1	26	1
08	MOORE, ELIJAH	G	0	0-2	0-0	0-0	1	0	1	1	1	0	0	0	8	0
13	DAVIS, JYARE	F	9	4-8	1-2	0-0	1	2	3	0	0	0	0	0	15	-7
44	LAMPKIN, EDDIE	C	26	9-14	0-1	8-9	5	6	11	3	0	3	0	0	34	-18
00	CUFFE, JR., KYLE	G	0	0-5	0-3	0-0	0	0	0	1	0	0	0	0	7	-6
04	BELL, CHRIS	F	3	1-4	1-2	0-0	0	3	3	0	0	1	0	0	18	-9
05	CARLOS, JAQUAN	G	3	1-7	0-1	1-1	0	1	1	3	7	2	1	0	32	-6
06	MAJSTOROVIC, PETAR	F	7	3-4	0-0	1-2	2	2	4	2	1	1	1	0	25	5
10	MCLEOD, NAHEEM	C	2	1-2	0-0	0-0	2	1	3	1	1	0	0	0	5	9
	TEAM						3	2	5	0	0					
<b>TOTALS</b>			<b>82</b>	<b>29-66</b>	<b>4-13</b>	<b>20-22</b>	<b>15</b>	<b>25</b>	<b>40</b>	<b>16</b>	<b>15</b>	<b>10</b>	<b>2</b>	<b>3</b>	<b>200</b>	

Shooting By Period  
 Period FG FG% 3FG 3FG% FT FT%  
 1st Half 14-35 40% 3-9 33% 3-3 100%  
 2nd Half 15-31 48% 1-4 25% 17-19 89%  
**Game 29-66 43.9% 4-13 30.8% 20-22 90.9%**

Deadball Rebounds: 1:0  
 Last FG: 2nd-00:12  
 Biggest Run: 9-0  
 Largest lead: By 11 at 2nd-09:32  
 Technical Fouls: None

Game Notes:  
 Officials: Rik Groover, Jemel Spearman, Brent Hampton  
 Attendance: 22340  
 Start Time: 06:06 PM ET  
 End Time: 08:36 PM ET  
 Game Duration: 2:29  
 Conference Game:  
 UNC led for 35:38. SYR led for 0:00.  
 Game was tied for 4:16.  
 Times tied: 6  
 Lead Changes: 0

Score	1st	2nd	TOT	Points	UNC	SYR
UNC	42	46	88	In the Paint	34	44
SYR	34	48	82	Off Turns	9	11
				2nd Chance	13	18
				Fast Break	11	10
				Bench	34	15
				Per Poss	1354	1155
					3865	3871

## NC State vs North Carolina Game Totals -- Final Statistics February 20, 2025 at Dean Smith Center



### NC State 73

No.	Player	S	Pts	FG	3FG	FT	OR	DR	TR	PF	A	TO	Bk	Stl	Min	±
03	STYLES, DONTREZ	G	18	7-10	3-4	1-1	3	2	5	2	0	0	0	1	29	-21
08	TAYLOR, JAYDEN	G	19	8-13	2-6	1-3	0	2	2	4	0	0	0	0	32	-23
10	HILL, MARCUS	G	2	1-4	0-0	0-0	1	2	3	2	0	0	0	0	18	-8
12	O'CONNELL, MICHAEL	G	8	3-8	0-2	2-2	0	2	2	4	1	1	0	0	35	-16
34	MIDDLEBROOKS, BEN	C	0	0-4	0-1	0-0	0	1	1	2	3	1	1	0	21	-5
01	HUNTLEY-HATFIELD, BRANDC	F	2	1-4	0-0	0-0	0	1	1	1	1	1	0	0	18	-15
02	MCNEIL, JR., PAUL	G	14	5-8	2-5	2-4	3	0	3	1	0	0	0	0	14	-8
04	PASS, BREON	G	0	0-0	0-0	0-0	0	0	0	0	0	0	0	0	1	1
05	PARKER, TREY	G	4	0-5	0-4	4-4	0	1	1	1	4	0	0	0	25	-13
07	HEARD, BRYCE	G	3	1-1	0-0	1-2	0	0	0	1	0	0	0	0	5	-5
11	PARKER, JR., DENNIS	G	3	1-2	1-2	0-0	0	1	1	0	0	0	0	2	11	-3
33	DIOUF, ISMAEL	F	0	0-0	0-0	0-0	0	0	0	1	0	0	0	0	1	-4
	TEAM						0	2	2	0	2					
<b>TOTALS</b>			<b>73</b>	<b>27-59</b>	<b>8-24</b>	<b>11-16</b>	<b>7</b>	<b>14</b>	<b>21</b>	<b>19</b>	<b>6</b>	<b>10</b>	<b>4</b>	<b>6</b>		

# BOX SCORES: GAMES 29-32



## North Carolina vs Florida State Game Totals -- Final Statistics February 25, 2025 at Donald L. Tucker Center



### North Carolina 96

No.	Player	S	Pts	FG	3FG	FT	OR	DR	TR	PF	A	TO	Bk	Stl	Min	+
03	CADEAU, ELLIOT	G	10	4-11	2-6	0-0	0	2	2	1	7	3	0	1	27	7
04	DAVIS, RJ	G	20	5-9	3-5	7-8	0	2	2	2	5	0	1	0	33	19
09	POWELL, DRAKE	G	7	3-6	0-2	1-4	0	2	2	2	3	1	0	1	24	13
22	LUBIN, VEN-ALLEN	F	10	4-5	0-0	2-2	3	4	7	4	0	0	0	0	17	9
24	WITHERS, JAE'LYN	F	11	2-3	1-2	6-9	2	3	5	2	1	0	0	0	21	7
00	CLAUDE, TYZHAUN	F	0	0-0	0-0	0-0	0	0	0	0	0	0	0	0	0	-2
05	TYSON, CADE	F	6	3-5	0-2	0-0	1	3	4	1	0	1	0	0	14	10
07	TRIMBLE, SETH	G	17	6-10	2-5	3-4	0	2	2	1	0	0	0	0	25	-6
11	JACKSON, IAN	G	5	2-6	1-3	0-0	1	0	1	1	1	2	0	0	21	-4
13	WASHINGTON, JALEN	F	10	3-3	1-1	3-4	1	2	3	4	1	1	0	0	18	2
TEAM							5	2	7	0	0					
<b>TOTALS</b>			<b>96</b>	<b>32-58</b>	<b>10-26</b>	<b>22-31</b>	<b>13</b>	<b>22</b>	<b>35</b>	<b>18</b>	<b>18</b>	<b>8</b>	<b>1</b>	<b>2</b>	<b>200</b>	

Shooting By Period	FG	FG%	3FG	3FG%	FT	FT%	Last FG: 2nd-01:29
1st Half	17-31	55%	5-16	31%	10-11	91%	Largest lead: By 16 at
2nd Half	15-27	56%	5-10	50%	12-20	60%	Technical Fouls: None.
<b>Game</b>	<b>32-58</b>	<b>55.2%</b>	<b>10-26</b>	<b>38.5%</b>	<b>22-31</b>	<b>71.0%</b>	

### Florida State 85

No.	Player	S	Pts	FG	3FG	FT	OR	DR	TR	PF	A	TO	Bk	Stl	Min	+
00	JACKSON, CHANDLER	G	6	2-6	0-0	2-4	0	0	0	1	1	1	0	1	32	-14
01	WATKINS, JAMIR	F	26	7-12	3-6	9-10	0	2	2	4	2	3	2	0	32	-18
05	DAVIS, DAQUAN	G	9	2-3	1-3	4-4	1	1	2	1	2	0	0	0	24	-15
10	BOWEN, TAYLOR BOL	F	8	2-4	1-2	3-3	0	3	3	1	2	0	0	0	22	-7
12	EWIN, MALIQUE	F	4	2-3	0-0	2-2	0	2	2	2	3	0	0	0	11	-7
03	HOLT, BOSTYN	G	0	0-0	0-0	0-0	0	0	0	4	2	0	0	0	7	11
07	DENG, JERRY	F	16	6-8	4-6	0-0	0	2	2	2	0	1	0	0	20	-4
11	NITU, CHRISTIAN	F	2	1-2	0-0	0-0	1	0	1	1	0	0	1	0	5	-3
19	SWINTON, AJ	F	2	1-2	0-1	0-1	0	2	2	2	0	0	0	0	10	3
21	MALUK, ALIER	F	7	2-2	0-0	3-4	2	1	3	3	0	2	0	0	21	-2
25	THOMAS, JUSTIN	G	5	2-3	1-2	0-0	0	2	2	4	4	0	0	0	16	1
TEAM							2	2	2	0	0					
<b>TOTALS</b>			<b>85</b>	<b>27-50</b>	<b>10-20</b>	<b>21-28</b>	<b>4</b>	<b>17</b>	<b>21</b>	<b>25</b>	<b>16</b>	<b>7</b>	<b>3</b>	<b>2</b>	<b>200</b>	

Shooting By Period	FG	FG%	3FG	3FG%	FT	FT%	Last FG: 2nd-00:38
1st Half	15-24	63%	4-8	50%	9-11	82%	Largest lead: By 4 at
2nd Half	12-26	46%	6-12	50%	12-17	71%	Technical Fouls: None.
<b>Game</b>	<b>27-50</b>	<b>54.0%</b>	<b>10-20</b>	<b>50.0%</b>	<b>21-28</b>	<b>75.0%</b>	

Game Notes:	Score	1st	2nd	TOT	Points	UNC	FSU
Officials: Ron Groover, Bert Smith, Tommy Morrissey	UNC	49	47	96	In the Paint	42	24
Attendance: 7922	FSU	43	42	85	Off Turns	9	10
Start Time: 12:00 AM	UNC led for 30:55, FSU led for 5:18.		Game was tied for 0:0.		2nd Chance	24	6
Conference Game:	Game was tied for 0:0.		Lead Changes: 4		Fast Break	11	6
	Times tied: 7				Bench	39	32
					Per Poss	1.27	1.28
						4365	3864

## Miami (FL) vs North Carolina Game Totals -- Final Statistics March 01, 2025 at Dean Smith Center



### Miami (FL) 73

No.	Player	S	Pts	FG	3FG	FT	OR	DR	TR	PF	A	TO	Bk	Stl	Min	+
02	JOHNSON, BRANDON	F	20	7-17	2-9	4-4	5	2	7	3	3	4	0	0	28	-19
03	BETHEA, JALIL	G	5	1-10	1-6	2-2	1	4	5	2	0	0	0	0	19	-16
10	DJOBET, PAUL	G	0	0-1	0-1	0-0	2	2	4	1	0	1	0	1	20	-3
11	STATON-MCCRAY, A.J.	G	7	3-5	1-3	0-0	0	1	1	2	0	0	1	1	22	-8
99	UGOCHUKWU, DIVINE	G	3	1-4	1-3	0-0	0	0	0	5	3	2	0	0	22	2
00	CLEVELAND, MATTHEW	G	25	12-21	1-3	0-1	1	4	5	1	5	1	2	1	34	-16
15	HUIE, KIRIEE	F	4	2-3	0-0	0-0	1	0	1	1	0	2	1	1	16	-7
23	SWARTZ, AUSTIN	G	9	3-7	3-5	0-0	0	1	1	0	0	0	1	1	28	-10
TEAM							1	1	2	0	0					
<b>TOTALS</b>			<b>73</b>	<b>29-68</b>	<b>9-30</b>	<b>6-7</b>	<b>11</b>	<b>15</b>	<b>26</b>	<b>15</b>	<b>11</b>	<b>10</b>	<b>5</b>	<b>9</b>	<b>199</b>	

Shooting By Period	FG	FG%	3FG	3FG%	FT	FT%	Last FG: 2nd-00:45
1st Half	13-31	42%	5-17	29%	0-0	0%	Largest lead: By 21 at
2nd Half	16-37	43%	4-13	31%	6-7	86%	Technical Fouls: None.
<b>Game</b>	<b>29-68</b>	<b>42.6%</b>	<b>9-30</b>	<b>30.0%</b>	<b>6-7</b>	<b>85.7%</b>	

### North Carolina 92

No.	Player	S	Pts	FG	3FG	FT	OR	DR	TR	PF	A	TO	Bk	Stl	Min	+
03	CADEAU, ELLIOT	G	9	4-8	0-1	1-2	0	1	1	0	5	3	0	0	27	3
04	DAVIS, RJ	G	13	4-12	3-6	2-2	1	3	4	0	3	1	0	0	32	25
09	POWELL, DRAKE	F	16	5-6	2-3	4-4	2	4	6	1	0	1	1	0	27	22
22	LUBIN, VEN-ALLEN	F	19	9-10	0-0	1-1	2	3	5	2	0	1	1	0	29	24
24	WITHERS, JAE'LYN	F	11	4-6	2-2	1-2	1	9	10	3	4	0	0	0	33	8
05	TYSON, CADE	F	1	0-1	0-1	1-2	1	0	1	0	0	0	0	0	4	6
07	TRIMBLE, SETH	G	10	2-3	2-3	4-6	0	4	4	1	3	2	0	1	23	13
11	JACKSON, IAN	G	11	4-8	1-2	2-3	0	2	2	0	0	3	1	0	13	-1
13	WASHINGTON, JALEN	F	2	1-2	0-0	2-0	1	1	2	0	2	0	0	0	11	-5
TEAM							2	1	3	0	1					
<b>TOTALS</b>			<b>92</b>	<b>33-56</b>	<b>10-18</b>	<b>16-24</b>	<b>10</b>	<b>28</b>	<b>38</b>	<b>7</b>	<b>17</b>	<b>12</b>	<b>3</b>	<b>1</b>	<b>199</b>	

Shooting By Period	FG	FG%	3FG	3FG%	FT	FT%	Last FG: 2nd-00:16
1st Half	16-31	52%	7-12	58%	7-9	78%	Largest lead: By 21 at
2nd Half	17-25	68%	3-6	50%	9-15	60%	Technical Fouls: None.
<b>Game</b>	<b>33-56</b>	<b>58.9%</b>	<b>10-18</b>	<b>55.6%</b>	<b>16-24</b>	<b>66.7%</b>	

Game Notes:	Score	1st	2nd	TOT	Points	MIA	UNC
Officials: Roger Ayers, Eric Lewis, Jemel Spearman	UNC	41	42	73	In the Paint	28	46
Attendance: 21750	MIA	46	46	92	Off Turns	10	13
Start Time: 05:00 PM	MIA led for 1:16, UNC led for 38:21.		Game was tied for 0:0.		2nd Chance	19	18
Conference Game:	Times tied: 0		Lead Changes: 1		Fast Break	9	8
					Bench	38	24
					Per Poss	1.043	1.353
						3270	4168

## North Carolina vs Virginia Tech Game Totals -- Final Statistics March 04, 2025 at Cassell Coliseum Carilion Clinic Court - Blacksburg, Va.



### North Carolina 91

No.	Player	S	Pts	FG	3FG	FT	OR	DR	TR	PF	A	TO	Bk	Stl	Min	+
03	CADEAU, ELLIOT	G	2	1-4	0-2	0-0	0	0	0	2	12	3	0	1	24	12
04	DAVIS, RJ	G	15	5-6	3-4	2-2	0	3	3	0	3	0	0	0	25	23
09	POWELL, DRAKE	G	13	4-6	3-4	2-2	0	3	3	2	3	0	1	0	31	30
22	LUBIN, VEN-ALLEN	F	10	5-6	0-0	1-1	3	8	11	2	2	2	0	0	22	22
24	WITHERS, JAE'LYN	F	5	2-7	1-5	0-0	1	6	7	0	0	1	0	0	19	10
00	CLAUDE, TYZHAUN	F	2	1-1	0-0	0-0	0	0	0	0	0	0	0	0	5	2
02	BROWN, JAMES	F	0	0-1	0-0	0-0	0	1	1	0	0	0	0	0	6	-3
05	TYSON, CADE	F	5	2-3	1-1	0-0	1	0	1	1	0	0	0	0	17	3
07	TRIMBLE, SETH	G	17	6-10	1-3	4-5	1	2	3	0	1	0	1	0	31	20
11	JACKSON, IAN	G	19	6-10	5-8	2-2	0	2	2	3	2	2	0	0	26	21
13	WASHINGTON, JALEN	F	3	1-2	1-1	0-0	0	3	3	3	0	0	0	0	1	9
14	HAWKINS, RUSSELL	G	0													



# BOX SCORES: GAMES 33-36



## Notre Dame vs North Carolina Game Totals -- Final Statistics March 12, 2025 at Spectrum Center - Charlotte



### Notre Dame 56

No.	Player	S	Pts	FG	3FG	FT	OR	DR	TR	PF	A	TO	Bk	Stl	Min	+/-
01	ROPER II, JULIAN	G	6	2-5	1-2	1-2	0	1	1	1	0	1	0	2	19	-24
03	BURTON, MARKUS	G	11	3-11	0-2	5-7	0	4	4	2	1	0	0	3	33	-23
07	DAVIS, TAE	F	9	3-13	0-2	3-5	0	3	3	1	1	1	0	0	31	-17
25	KONSTANTYNOVSKIY, NIKITA	C	8	4-6	0-0	0-0	3	6	9	2	0	0	0	0	20	-14
41	ALLOCCO, MATT	G	9	3-6	3-5	0-0	0	2	2	2	0	1	0	0	31	-24
02	IMES, LOGAN	G	1	0-2	0-0	1-2	0	0	0	0	1	0	1	0	2	2
04	MOHAMMED, SIR	G	2	1-7	0-2	0-1	2	1	3	0	2	0	0	0	15	-3
05	CERTA, COLE	G	0	0-2	0-2	0-0	0	1	1	0	0	1	0	0	11	2
10	KELLY, JT	G	0	0-1	0-1	0-0	0	0	0	0	0	0	0	0	2	2
12	SUNDRÄ, GARRETT	F	0	0-1	0-1	0-0	1	1	2	1	0	0	1	0	7	-2
15	HATTAN, THOMAS	G	0	0-0	0-0	0-0	0	0	0	1	0	0	0	0	2	2
20	KONIECZNY, J.R.	G	7	3-7	1-2	0-0	1	2	3	0	1	0	1	0	11	-5
21	CHEBUHAR, BURKE	F	3	1-1	1-1	0-0	0	3	3	0	0	0	0	0	4	2
22	CROWE, THOMAS	F	0	0-0	0-0	0-0	0	0	0	0	0	0	0	0	2	2
TEAM							3	0	3	0	2					
<b>TOTALS</b>			<b>56</b>	<b>20-62</b>	<b>6-20</b>	<b>10-17</b>	<b>10</b>	<b>24</b>	<b>34</b>	<b>10</b>	<b>6</b>	<b>6</b>	<b>3</b>	<b>7</b>	<b>198</b>	

Shooting By Period	FG	FG%	3FG	3FG%	FT	FT%	Deadball Rebounds: 5.0
1st Half	10-34	29%	4-11	36%	5-6	83%	Last FG: 2nd-00:48
2nd Half	10-28	36%	2-9	22%	5-11	45%	Biggest Run: 9-0
Game	20-62	32.3%	6-20	30.0%	10-17	58.8%	Largest lead: By 0 at - Technical Fouls: None.

### North Carolina 76

No.	Player	S	Pts	FG	3FG	FT	OR	DR	TR	PF	A	TO	Bk	Stl	Min	+/-
03	CADEAU, ELLIOT	G	3	1-2	1-1	0-0	0	6	6	1	10	2	0	0	25	23
04	DAVIS, RJ	G	13	3-7	3-6	4-4	0	3	3	2	6	1	0	0	31	21
09	POWELL, DRAKE	G	9	4-5	1-2	0-0	0	1	1	4	0	0	0	0	20	21
22	LUBIN, VEN-ALLEN	F	17	8-13	0-1	1-2	5	5	10	2	1	0	2	1	26	28
24	WITHERS, JAE'LYN	F	21	7-10	7-10	0-0	0	9	9	2	1	0	2	2	29	22
00	CLAUDE, TYZHAUN	F	0	0-1	0-0	0-0	0	0	0	0	0	0	0	0	2	-2
02	BROWN, JAMES	F	2	1-1	0-0	0-2	1	3	4	0	0	0	0	0	2	-2
05	TYSON, CADE	F	0	0-2	0-1	0-0	0	0	0	1	0	0	0	0	7	-7
07	TRIMBLE, SETH	G	1	0-4	0-3	1-2	0	3	3	1	0	2	0	0	22	5
11	JACKSON, IAN	G	4	2-6	0-1	0-0	0	0	0	0	1	1	0	0	17	-1
13	WASHINGTON, JALEN	F	6	2-5	1-2	1-2	1	1	2	3	0	1	0	0	10	-3
14	HAWKINS, RUSSELL	G	0	0-1	0-0	0-0	0	0	0	1	0	1	0	0	2	-2
15	HOLBROOK, JOHN	F	0	0-0	0-0	0-0	0	0	0	0	0	0	0	0	1	-1
30	MAYO JR., DANTE	G	0	0-1	0-1	0-0	0	0	0	0	0	0	0	0	2	-2
TEAM							1	3	4	0	0					
<b>TOTALS</b>			<b>76</b>	<b>28-58</b>	<b>13-28</b>	<b>7-12</b>	<b>8</b>	<b>34</b>	<b>42</b>	<b>17</b>	<b>19</b>	<b>8</b>	<b>4</b>	<b>3</b>	<b>198</b>	

Shooting By Period	FG	FG%	3FG	3FG%	FT	FT%	Deadball Rebounds: 3.0
1st Half	14-30	47%	9-17	53%	6-8	75%	Last FG: 2nd-03:38
2nd Half	14-28	50%	4-11	36%	1-4	25%	Biggest Run: 12-0
Game	28-58	48.3%	13-28	46.4%	7-12	58.3%	Largest lead: By 24 at 2nd-03:14

Game Notes:	Score	1st	2nd	TOT	Points	UNC	WFU
Officials: Ron Groover, Bill Covington, Jr., Eric Lewis	UNC	33	35	68	In the Paint	18	30
Attendance: 14116	WFU	31	28	59	Off Turns	12	16
Start Time: 02:45 PM ET					2nd Chance	10	7
End Time: 05:00 PM ET					Fast Break	7	4
Game Duration: 2:15					Bench	16	11
Neutral Court.					Per Poss	0.986	0.843

## North Carolina vs Wake Forest Game Totals -- Final Statistics March 13, 2025 at Spectrum Center - Charlotte, NC



### North Carolina 68

No.	Player	S	Pts	FG	3FG	FT	OR	DR	TR	PF	A	TO	Bk	Stl	Min	+/-
03	CADEAU, ELLIOT	G	8	4-7	0-1	0-0	0	2	2	4	2	2	0	0	22	4
04	DAVIS, RJ	G	23	5-9	5-6	8-8	0	3	3	2	1	0	0	0	37	13
09	POWELL, DRAKE	G	2	1-5	0-2	0-0	0	2	2	2	0	2	1	1	28	-6
22	LUBIN, VEN-ALLEN	F	10	4-12	0-0	2-4	3	10	13	4	0	3	3	1	26	6
24	WITHERS, JAE'LYN	F	9	2-10	2-7	3-4	2	7	9	0	3	1	0	1	33	16
05	TYSON, CADE	F	0	0-0	0-0	0-0	0	0	0	0	0	0	0	0	0	-2
07	TRIMBLE, SETH	G	10	1-6	0-2	8-9	1	3	4	1	1	1	1	0	22	10
11	JACKSON, IAN	G	3	1-6	1-4	0-0	1	2	3	1	1	1	0	0	17	1
13	WASHINGTON, JALEN	F	3	1-1	0-0	1-2	1	3	4	3	0	1	0	1	14	3
TEAM							3	3	6	1	0					
<b>TOTALS</b>			<b>68</b>	<b>19-56</b>	<b>8-22</b>	<b>22-27</b>	<b>11</b>	<b>35</b>	<b>46</b>	<b>17</b>	<b>8</b>	<b>12</b>	<b>5</b>	<b>4</b>	<b>199</b>	

Shooting By Period	FG	FG%	3FG	3FG%	FT	FT%	Deadball Rebounds: 3.0
1st Half	10-28	36%	4-10	40%	9-11	82%	Last FG: 2nd-01:27
2nd Half	9-28	32%	4-12	33%	13-16	81%	Biggest Run: 10-0
Game	19-56	33.9%	8-22	36.4%	22-27	81.5%	Largest lead: By 10 at 2nd-17:37

### Wake Forest 59

No.	Player	S	Pts	FG	3FG	FT	OR	DR	TR	PF	A	TO	Bk	Stl	Min	+/-
04	REID, EFTON	C	2	0-5	0-4	2-4	1	9	10	3	2	1	2	0	32	0
06	HILDRETH, CAMERON	G	9	4-15	0-6	1-2	1	5	6	3	2	2	1	2	33	-9
08	JOHNSON, TY-LAUR	G	2	0-5	0-2	2-2	0	0	0	1	0	0	0	0	15	-6
23	SALLIS, HUNTER	G	25	9-19	1-5	6-7	1	4	5	3	2	5	0	2	40	-9
25	SALLIS, TREVON	F	10	5-10	0-2	0-0	4	5	9	2	0	0	1	0	33	-2
00	BILLIOW, OMAHA	F	3	1-2	0-1	1-1	0	1	1	0	0	0	0	1	11	-10
02	HARRIS, JUKE	F	8	2-4	1-2	3-4	1	3	4	5	0	1	1	1	28	0
07	FRIEDRICHSEN, PARKER	G	0	0-2	0-0	0-0	0	0	0	1	0	0	0	0	7	-9
TEAM							2	1	3	0	1					
<b>TOTALS</b>			<b>59</b>	<b>21-62</b>	<b>2-22</b>	<b>15-20</b>	<b>10</b>	<b>28</b>	<b>38</b>	<b>18</b>	<b>6</b>	<b>10</b>	<b>6</b>	<b>6</b>	<b>199</b>	

Shooting By Period	FG	FG%	3FG	3FG%	FT	FT%	Deadball Rebounds: 1.0
1st Half	12-33	36%	2-12	17%	5-5	100%	Last FG: 2nd-01:51
2nd Half	9-29	31%	0-10	0%	10-15	67%	Biggest Run: 11-0
Game	21-62	33.9%	2-22	09.1%	15-20	75.0%	Largest lead: By 11 at 1st-13:23

Game Notes:	Score	1st	2nd	TOT	Points	UNC	WFU
Officials: Ron Groover, Bill Covington, Jr., Eric Lewis	UNC	33	35	68	In the Paint	18	30
Attendance: 14116	WFU	31	28	59	Off Turns	12	16
Start Time: 02:45 PM ET					2nd Chance	10	7
End Time: 05:00 PM ET					Fast Break	7	4
Game Duration: 2:15					Bench	16	11
Neutral Court.					Per Poss	0.986	0.843

## North Carolina vs Duke Game Totals -- Final Statistics March 14, 2025 at Spectrum Center - Charlotte, NC



### North Carolina 71

No.	Player	S	Pts	FG	3FG	FT	OR	DR	TR	PF	A	TO	Bk	Stl	Min	+/-
03	CADEAU, ELLIOT	G	15	4-8	3-3	4-6	2	1	3	4	5	1	1	2	27	15
04	DAVIS, RJ	G	8	4-10	0-3	0-1	0	2	2	3	2	2	0	1	38	-5
09	POWELL, DRAKE	G	10	4-9	0-3	2-3	1	4	5	2	1	1	2	1	36	2
22	LUBIN, VEN-ALLEN	F	20	8-11	0-2	4-5	6	4	10	1	2	0	1	0	34	-2
24	WITHERS, JAE'LYN	F	2	1-5	0-3	0-0	0	3	3	2	0	3	0	1	20	-7
07	TRIMBLE, SETH	G	14	4-7	0-1	6-9	0	4	4	2	2	1	0	3	30	-4
11	JACKSON, IAN	G	0	0-4	0-2	0-0	0	2	2	1	2	0	0	0	10	-9
13	WASHINGTON, JALEN	F	2	1-1	0-0	0-0	0	1	1	2	0	2	0	0	5	-5
TEAM							1	0	1	0	0	0				
<b>TOTALS</b>			<b>71</b>	<b>26-55</b>	<b>3-17</b>	<b>16-24</b>	<b>10</b>	<b>21</b>	<b>31</b>	<b>18</b>	<b>13</b>	<b>12</b>	<b>4</b>	<b>8</b>	<b>200</b>	

Shooting By Period	FG	FG%	3FG	3FG%	FT	FT%	Deadball Rebounds: 3.0
1st Half	10-28	36%	1-10	10%	3-6	50%	Last FG: 2nd-02:57
2nd Half	16-27	59%	2-7	29%	13-18	72%	Biggest Run: 15-0
Game	26-55	47.3%	3-17	17.6%	16-24	66.7%	Largest lead: By 2 at 1st-18:36

### Duke 74

No.	Player	S	Pts	FG	3FG	FT	OR	DR	TR	PF	A	TO	Bk	Stl	Min	+/-
03	EVANS, ISAIHAH	G	2	0-3	0-3	2-3	0	2	2	2	0	0	0	2	26	1
05	PROCTOR, TYRESE	G	11</													



# BOX SCORES: GAME 37



## (11) North Carolina vs (6) Ole Miss MILWAUKEE REGION Game Totals -- Final Statistics March 21, 2025 at Fiserv Forum - Milwaukee



### (11) North Carolina 64

No.	Player	S	Pts	FG	3FG	FT	OR	DR	TR	PF	A	TO	Bk	Stl	Min	+/-	
03	CADEAU, ELLIOT	G	4	1-8	1-4	1-2	1	3	4	3	8	3	0	4	35	1	
04	DAVIS, RJ	G	15	6-17	1-8	2-4	0	3	3	1	3	0	0	1	37	-10	
09	POWELL, DRAKE	G	8	3-11	2-4	0-0	2	5	7	1	4	0	1	1	37	-2	
22	LUBIN, VEN-ALLEN	F	14	6-7	0-0	2-2	0	2	2	5	0	0	1	0	16	-8	
24	WITHERS, JAE'LYN	F	5	1-3	1-2	2-3	0	2	2	1	1	2	0	0	16	-16	
05	TYSON, CADE	F	0	0-1	0-1	0-0	0	0	0	0	1	0	0	1	5	-1	
07	TRIMBLE, SETH	G	9	3-8	0-3	3-3	0	4	4	0	4	0	1	0	1	27	5
11	JACKSON, IAN	G	1	0-3	0-2	1-2	0	0	0	2	0	2	0	1	10	-10	
13	WASHINGTON, JALEN	F	8	4-5	0-0	0-0	3	5	8	2	0	1	1	0	17	6	
<b>TEAM</b>							3	1	4	0							
<b>TOTALS</b>			<b>64</b>	<b>24-63</b>	<b>5-24</b>	<b>11-16</b>	<b>9</b>	<b>25</b>	<b>34</b>	<b>19</b>	<b>17</b>	<b>9</b>	<b>3</b>	<b>9</b>	<b>200</b>		

Shooting By Period	FG	FG%	3FG	3FG%	FT	FT%	Deadball Rebounds: 3.0
1st Half	9-26	35%	3-11	27%	5-10	50%	Last FG: 2nd-01:09
2nd Half	15-37	41%	2-13	15%	6-6	100%	Biggest Run: 1-0
<b>Game</b>	<b>24-63</b>	<b>38.1%</b>	<b>5-24</b>	<b>20.8%</b>	<b>11-16</b>	<b>68.8%</b>	Largest lead: By 0 at - Technical Fouls: None.

### (6) Ole Miss 71

No.	Player	S	Pts	FG	3FG	FT	OR	DR	TR	PF	A	TO	Bk	Stl	Min	+/-
00	DIA, MALIK	F	8	3-4	0-0	2-3	0	5	5	3	0	2	1	0	18	3
03	PEDULLA, SEAN	G	20	7-14	2-4	4-5	0	6	6	0	5	5	0	2	35	4
05	MURRAY, JAYLEN	G	7	2-8	1-3	2-3	1	2	3	2	2	1	0	0	28	13
11	MURRELL, MATTHEW	G	8	3-8	0-3	2-3	0	6	6	3	2	1	1	2	37	4
14	DAVIS, DRE	G	15	6-9	3-4	0-1	5	3	8	4	0	1	1	0	28	0
04	BRAKEFIELD, JAEMYN	F	12	3-8	2-5	4-6	2	1	3	1	4	3	0	0	27	5
07	BARNES, DAVON	G	1	0-2	0-0	1-2	1	3	4	4	0	1	0	1	19	6
08	KLAFKE, EDUARDO	G	0	0-1	0-1	0-0	0	4	4	0	0	0	0	1	8	0
<b>TEAM</b>							0	1	1	0						
<b>TOTALS</b>			<b>71</b>	<b>24-54</b>	<b>8-20</b>	<b>15-23</b>	<b>9</b>	<b>31</b>	<b>40</b>	<b>17</b>	<b>13</b>	<b>14</b>	<b>3</b>	<b>6</b>	<b>200</b>	

Shooting By Period	FG	FG%	3FG	3FG%	FT	FT%	Deadball Rebounds: 4.1
1st Half	14-27	52%	7-13	54%	9-13	69%	Last FG: 2nd-00:52
2nd Half	10-27	37%	1-7	14%	6-10	60%	Biggest Run: 6-0
<b>Game</b>	<b>24-54</b>	<b>44.4%</b>	<b>8-20</b>	<b>40.0%</b>	<b>15-23</b>	<b>65.2%</b>	Largest lead: By 22 at 2nd-17:48 Technical Fouls: None.

Game Notes:	Score	1st	2nd	TOT	Points	UNC	OM
Officials: Brian Dorsey, Jeb Harness, Deldre Carr	UNC	26	38	<b>64</b>	In the Paint	32	24
Attendance: 14889	OM	44	27	<b>71</b>	Off Turns	19	10
Start Time: 04:05 PM ET	UNC led for 0:00. OM led for 39:02.				2nd Chance	7	3
End Time: 06:26 PM ET	Game was tied for 0:58.				Fast Break	11	4
Game Duration: 2:21	Times tied: 0		Lead Changes: 0		Bench	18	13
Neutral Court:					Per Poss	0.914	1.076
Ole Miss is the No. 6 seed and North Carolina is the No. 11 seed in the Milwaukee Region.						30/70	32/66

## CAROLINA BASKETBALL HISTORICAL FACTS & FIGURES

### ACC Regular-Season Titles (33)

1956, 1957, 1959, 1960, 1961, 1967, 1968, 1969, 1971, 1972, 1976, 1977, 1978, 1979, 1982, 1983, 1984, 1985, 1987, 1988, 1993, 1995, 2001, 2005, 2007, 2008, 2009, 2011, 2012, 2016, 2017, 2019, 2024

**ACC Tournament Record:** 110-53 (.675)

### ACC Tournament Titles (18)

1957, 1967, 1968, 1969, 1972, 1975, 1977, 1979, 1981, 1982, 1989, 1991, 1994, 1997, 1998, 2007, 2008, 2016

**NCAA Tournament Record:** 134-51 (.724)

### NCAA Tournament Appearances (54)

1941, 1946, 1957, 1959, 1967, 1968, 1969, 1972, 1975, 1976, 1977, 1978, 1979, 1980, 1981, 1982, 1983, 1984, 1985, 1986, 1987, 1988, 1989, 1990, 1991, 1992, 1993, 1994, 1995, 1996, 1997, 1998, 1999, 2000, 2001, 2004, 2005, 2006, 2007, 2008, 2009, 2011, 2012, 2013, 2014, 2015, 2016, 2017, 2018, 2019, 2021, 2022, 2024, 2025

### NCAA Championships (6)

1957, 1982, 1993, 2005, 2009, 2017

### NCAA Championship Game Appearances (12)

1946, 1957, 1968, 1977, 1981, 1982, 1993, 2005, 2009, 2016, 2017, 2022

### NCAA Final Fours (21)

1946, 1957, 1967, 1968, 1969, 1972, 1977, 1981, 1982, 1991, 1993, 1995, 1997, 1998, 2000, 2005, 2008, 2009, 2016, 2017, 2022

### NCAA Regional Final or Elite Eights (29)

1941, 1946, 1957, 1967, 1968, 1969, 1972, 1977, 1981, 1982, 1983, 1985, 1987, 1988, 1991, 1993, 1995, 1997, 1998, 2000, 2005, 2007, 2008, 2009, 2011, 2012, 2016, 2017, 2022

### NCAA Regional Semifinals or Sweet 16s (38)

1941, 1946, 1957, 1967, 1968, 1969, 1972, 1975, 1977, 1981, 1982, 1983, 1984, 1985, 1986, 1987, 1988, 1989, 1990, 1991, 1992, 1993, 1995, 1997, 1998, 2000, 2005, 2007, 2008, 2009, 2011, 2012, 2015, 2016, 2017, 2019, 2022, 2024

**Helms Foundation National Champions:** 1924

**NIT Champions:** 1971

### National Players of the Year (11 players, 13 seasons)

Jack Cobb 1924, George Glamack 1940-41, Lennie Rosenbluth 1957, Phil Ford 1978, James Worthy 1982, Michael Jordan 1983-84, Kenny Smith 1987, Jerry Stackhouse 1995, Antawn Jamison 1998, Sean May 2005, Tyler Hansbrough 2009

### Naismith Hall of Fame (14)

Ben Carnevale 1970, Frank McGuire 1977, Dean Smith 1983, Billy Cunningham 1986, Bob McAdoo 2000, Larry Brown 2002, James Worthy 2003, Roy Williams 2007, Michael Jordan 2009, Charlie Scott 2018, Bobby Jones 2019, George Karl 2022, Vince Carter 2024, Walter Davis 2024

**First-Team All-Americans 40 players, 64 times  
Most Recent: RJ Davis, 2024**

### Consensus First-Team All-Americans (19 players, 28 times)

Cartwright Carmichael 1923-24, Jack Cobb 1924-25-26, George Glamack 1940-41, Lennie Rosenbluth 1957, Larry Miller 1968, Robert McAdoo 1972, Phil Ford 1977-78, James Worthy 1982, Sam Perkins 1983-84, Michael Jordan 1983-84, Kenny Smith 1987, J.R. Reid 1988, Jerry Stackhouse 1995, Antawn Jamison 1998, Joseph Forte 2001, Tyler Hansbrough 2007-08-09, Brice Johnson 2016, Justin Jackson 2017, **RJ Davis 2024**

### Final Four MVPs (5)

James Worthy 1982, Donald Williams 1993, Sean May 2005, Wayne Ellington 2009, Joel Berry II 2017

### National Coaches of the Year (13 times)

Frank McGuire 1957, Dean Smith 1977-79-82-83, Bill Guthridge 1998, Matt Doherty 2001, Roy Williams 2005-06-09-17-19, **Hubert Davis 2022**

**First-Team All-ACC (53 players, 81 times)  
Most Recent: RJ Davis 2024**

### ACC Players of the Year (16 times)

Lennie Rosenbluth 1957, Pete Brennan 1958, Lee Shaffer 1960, Billy Cunningham 1965, Larry Miller 1967-68, Mitch Kupchak 1976, Phil Ford 1978, Michael Jordan 1984, Antawn Jamison 1998, Joseph Forte co-winner 2001, Tyler Hansbrough 2008, Ty Lawson 2009, Tyler Zeller 2012, Justin Jackson 2017, **RJ Davis 2024**

### ACC Rookies of the Year (9)

Sam Perkins 1981, Michael Jordan 1982, J.R. Reid 1987, Ed Cota 1997, Joseph Forte 2000, Marvin Williams 2005, Tyler Hansbrough 2006, Brandan Wright 2007, Harrison Barnes 2011

### ACC Tournament MVPs (19 times)

Lennie Rosenbluth 1957, Larry Miller 1967-68, Charles Scott 1969, Lee Dedmon 1971, Robert McAdoo 1972, Phil Ford 1975, John Kuester 1977, Dudley Bradley 1979, Sam Perkins 1981, James Worthy 1982, J.R. Reid 1989, Rick Fox 1991, Jerry Stackhouse 1994, Shammond Williams 1997, Antawn Jamison 1998, Brandan Wright 2007, Tyler Hansbrough 2008, Joel Berry II 2016

## CAROLINA'S 1,000-POINT SCORERS

Rank	Pts	Player
1.	2,872	Tyler Hansbrough, 2005-09 (ACC record)
2.	2,725	<b>RJ Davis, 2020-</b>
3.	2,347	Armando Bacot, 2019-24
4.	2,290	Phil Ford, 1974-78
5.	2,145	Sam Perkins, 1980-84
6.	2,047	Lennie Rosenbluth, 1954-57
7.	2,015	Al Wood, 1977-81
8.	2,007	Charlie Scott, 1967-70
9.	1,982	Larry Miller, 1965-68
10.	1,974	Antawn Jamison, 1995-98
11.	1,912	Brad Daugherty, 1982-86
12.	1,863	Walter Davis, 1973-77
13.	1,844	Marcus Paige, 2012-16
14.	1,836	Bobby Lewis, 1964-67
15.	1,813	Joel Berry II, 2014-18
16.	1,788	Michael Jordan, 1981-84
17.	1,765	Mike O'Koren, 1976-80
18.	1,747	George Lynch, 1989-93
19.	1,721	Rashad McCants, 2002-05
20.	1,716	Brice Johnson, 2012-16
21.	1,709	Billy Cunningham, 1962-65
22.	1,703	Rick Fox, 1987-91
23.	1,694	Wayne Ellington, 2006-09
24.	1,636	Kenny Smith, 1983-87
25.	1,627	Eric Montross, 1990-94
26.	1,626	Justin Jackson, 2014-17
	1,626	Jawad Williams, 2001-05
28.	1,615	Hubert Davis, 1988-92
29.	1,611	Mitch Kupchak, 1972-76
30.	1,567	Jeff Lebo, 1985-89
31.	1,552	J.R. Reid, 1986-89
32.	1,508	Scott Williams, 1986-90
33.	1,501	Tyler Zeller, 2008-12
34.	1,492	Donald Williams, 1991-95
35.	1,482	Kennedy Meeks, 2013-17
36.	1,476	Caleb Love, 2020-23
37.	1,469	Dennis Wuycik, 1969-72
38.	1,447	Jason Capel, 1998-2002
39.	1,444	Shammond Williams, 1994-98
40.	1,414	Deon Thompson, 2006-10
41.	1,411	Brendan Haywood, 1998-01
42.	1,392	Luke Maye, 2015-19
	1,392	Kris Lang, 1998-02
44.	1,375	Ty Lawson, 2006-09
45.	1,368	Danny Green, 2005-09
46.	1,339	Rusty Clark, 1966-69
47.	1,334	Pete Brennan, 1955-58
48.	1,316	Al Lifson, 1952-55
49.	1,296	Kevin Madden, 1985-90
50.	1,293	George Karl, 1970-73
51.	1,290	Joseph Forte, 1999-01
52.	1,287	York Larese, 1958-61
53.	1,276	Garrison Brooks, 2017-21
54.	1,267	Vince Carter, 1995-98
55.	1,264	Bobby Jones, 1971-74
56.	1,262	Ed Cota, 1996-2000
57.	1,260	Raymond Felton, 2002-05
58.	1,254	Ademola Okulaja, 1995-99
59.	1,232	James M McAdoo, 2011-14
60.	1,231	Joe Wolf, 1983-87
61.	1,228	Harrison Barnes, 2010-12
62.	1,219	James Worthy, 1979-82
63.	1,213	Sean May, 2002-05
64.	1,191	George Glamack, 1938-41
65.	1,187	Jerry Vayda, 1952-56
66.	1,165	Matt Doherty, 1980-84
67.	1,150	Pete Chilcutt, 1987-91
68.	1,128	Jeff McInnis, 1993-96
69.	1,124	John Henson, 2009-12
70.	1,113	Brian Reese, 1990-94
71.	1,112	Isaiah Hicks, 2013-17
72.	1,098	Dante Calabria, 1992-96
73.	1,080	Jerry Stackhouse, 1993-95
74.	1,069	Bill Bunting, 1966-69
75.	1,060	John "Hook" Dillon, 1944-48
76.	1,053	Lee Shaffer, 1957-60
77.	1,019	Lee Dedmon, 1968-71
	1,019	Cartwright Carmichael, 1920-24
79.	1,018	Vince Grimaldi, 1950-53
80.	1,008	Bob Paxton, 1944-48
81.	1,007	Tom LaGarde, 1973-77



# CAROLINA: BY THE NUMBERS



- 1** Carolina has been ranked **No. 1 in the final Associated Press poll** six times, the fourth-most in college basketball history (1957, 1982, 1984, 1994, 1998 and 2008).
- 1** **First overall selection** in NBA Drafts (James Worthy 1982 and Brad Daugherty 1986).
- 1** Marvin Williams was the first player to leave college after one year, play in the NBA and **return to college to earn his degree**.
- 2** Hubert Davis was the second individual to **play in a Final Four and be the head coach of the same school in the Final Four** (Dick Harp of Kansas is the other; Harp was also an administrative assistant to Dean Smith when Davis was a freshman at UNC in 1988-89).
- 2** Danny Green and LeBron James are the only two players in NBA history to **start for three different teams that won NBA championships** (Green in 2014 San Antonio, 2019 Toronto and 2020 Los Angeles Lakers).
- 2.4** **Average ACC regular-season finish**, best all-time.
- 3** **Bob Cousy Award** winners (Raymond Felton 2005, Ty Lawson 2008, Kendall Marshall 2012). UNC is the only school with three.
- 3&5** Roy Williams won the **third-most games by a Division I coach** in NCAA history (903). Dean Smith is fifth (879).
- 4** Tar Heel players with **NCAA and NBA championships** (James Worthy, Michael Jordan, Danny Green, Justin Jackson).
- 4** **Hubert Davis** is the fourth former Carolina player to be head coach of the Tar Heels (Reynolds Cuthbertson, Monk McDonald, Matt Doherty and Davis).
- 4** Tyler Hansbrough is the only player in ACC history to earn **first-team All-America honors four times**.
- 4** Luke Maye, Marcus Paige, Tyler Zeller and Henrik Rodl won **Academic All-ACC honors four times** among the 69 occasions Tar Heels have earned that distinction.
- 5** **Most Outstanding Players in the Final Four** (James Worthy in 1982, Donald Williams in 1993, Sean May in 2005, Wayne Ellington in 2009, Joel Berry II in 2017).
- 5** **NBA Rookies of the Year** (Bob McAdoo, Walter Davis, Phil Ford, Michael Jordan, Vince Carter).
- 6** Tyler Zeller (2011, 2012), Marcus Paige (2015, 2016) and Luke Maye (2018, 2019) won six **Skip Prosser Awards**, given to the ACC's top scholar-athlete.
- 6** **National Coaches of the Year** (Frank McGuire in 1957, Dean Smith four times, Bill Guthridge in 1998, Matt Doherty in 2001, Roy Williams five times, Hubert Davis in 2022).
- 6** **Armando Bacot** (2022) & Purdue's Zach Edey (2024) are the only players with double-doubles in all six games in an NCAA Tournament.
- 7** **National Championships** (NCAA Tournament titles won in 1957, 1982, 1993, 2005, 2009 and 2017 and the 1924 team that was selected by the Helms Foundation).
- 7** Carolina is 7-0 in games matching the **No. 1 vs. No. 2** teams in the Associated Press poll (most recently, 2005 NCAA final when No. 2 UNC beat No. 1 Illinois).
- 8** James Worthy is one of eight to win **Final Four & NBA Finals MVP honors** w/Jerry West, Kareem Abdul-Jabbar, Wilt Chamberlain, Magic Johnson, Hakeem Olajuwon, Isiah Thomas and Bill Walton.
- 8** **Retired jerseys/numbers:** 10 Lennie Rosenbluth, 12 Phil Ford, 20 George Glamack, 23 Michael Jordan, 33 Antawn Jamison, 50 Tyler Hansbrough, 52 James Worthy and Jack Cobb (no number).
- 8** **ACC Player-of-the-Week** awards won by Tyler Hansbrough in 2007-08, second-most in a season in league history.
- 8** Ty Lawson set the **NCAA championship game record** with eight steals in 2009 vs. Michigan State.
- 9** **NCAA Tournament wins over No. 1 seeds** (including Baylor in 2022), the second most in NCAA Tournament history.
- 9** **ACC Rookies of the Year** (Sam Perkins 1981, Michael Jordan 1982, J.R. Reid 1987, Ed Cota 1997, Joseph Forte 2000, Marvin Williams 2005, Tyler Hansbrough 2006, Brandan Wright 2007, Harrison Barnes 2011).
- 9** **Nine consecutive decades** with at least one appearance in the Final Four (1940s through 2020s) and championship game.
- 10** **Gold medals** won by Tar Heels in the Summer Olympics.
- 10** **First-team Academic All-Americans**, including Tyler Zeller in 2011 and 2012, when he was the National Academic All-America of the Year. That's the sixth-most in college basketball history.
- 10** School records (assists, free throw shooting and three-point shooting) held by assistant coach **Jeff Lebo** when he concluded his Tar Heel playing career in 1989.
- 11** **Final Fours** by Dean Smith, third-most all-time.
- 12** **NCAA championship games**, second-most all-time.
- 12** **ACC Player-of-the-Week** honors won by Antawn Jamison, which equals the ACC record.
- 13** **National Players of the Year** (Jack Cobb 1926, George Glamack 1940 and 1941, Lennie Rosenbluth 1957, Phil Ford 1978, James Worthy 1982, Michael Jordan 1983 and 1984, Kenny Smith 1987, Jerry Stackhouse 1995, Antawn Jamison 1998, Sean May 2005, Tyler Hansbrough 2008).
- 14** **Naismith Basketball Hall of Famers** (Ben Carnevale, Frank McGuire, Dean Smith, Billy Cunningham, Bob McAdoo, Larry Brown, James Worthy, Roy Williams, Michael Jordan, Charlie Scott, Bobby Jones, George Karl, Vince Carter and Walter Davis). UNC is second to Kansas with the most players/coaches in the Hall of Fame. Eight of the inductees went in as players, more than any other program.
- 14** **Summer Olympians**, including two-time gold medalist Michael Jordan.
- 14** **Wins over the No. 1** team in the Associated Press poll, the most in college basketball history.
- 16** **ACC Players of the Year** (Lennie Rosenbluth 1957, Pete Brennan 1958, Lee Shaffer 1960, Billy Cunningham 1965, Larry Miller 1967 and 1968, Mitch Kupchak 1976, Phil Ford 1978, Michael Jordan 1984, Antawn Jamison 1998, Joseph Forte 2001, Tyler Hansbrough 2008, Ty Lawson 2009, Tyler Zeller 2012, Justin Jackson 2017, **RJ Davis 2024**).
- 17** **Record number of regular-season ACC titles** won by Dean Smith.
- 18** **NCAA Tournament No. 1 seeds**, the most in college basketball history (1979, 1982, 1984, 1987, 1991, 1993, 1994, 1997, 1998, 2005, 2007, 2008, 2009, 2012, 2016, 2017, 2019, 2024).

- 18** **ACC Tournament championships**, second-most in ACC history.
- 19** Tar Heels have won **multiple first-team All-ACC** honors, including Armando Bacot in 2022, 2023 and 2024 (AP).
- 20** Joel Berry II became the first player since UCLA's Bill Walton (in 1972 and 1973) to **score 20 points in consecutive NCAA title games** (20 vs. Villanova in 2016 and 22 vs. Gonzaga in 2017).
- 21** **Final Fours**, most all-time (1946, 1957, 1967, 1968, 1969, 1972, 1977, 1981, 1982, 1991, 1993, 1995, 1997, 1998, 2000, 2005, 2008, 2009, 2016, 2017, 2022).
- 21** Carolina's halftime lead over Michigan State in the 2009 NCAA title game, the **largest halftime margin in NCAA finals** history.
- 22** **NBA-record seasons played** by Hall of Famer Vince Carter.
- 23** **Michael Jordan**: six-time NBA champion and NBA Finals MVP, five-time MVP, ESPN's Greatest Athlete of the 20th Century
- 24** **AP poll finishes in the top five**, tied for the second-most all-time.
- 25** Carolina has **won 25** or more games an NCAA-record 41 times.
- 25** Donald Williams is the last player to score **25 points in both the national semifinal** (1993 vs. Kansas) & **championship** (vs. Michigan).
- 28** **Consensus first-team All-America** seasons, the second-most all-time (most recent **RJ Davis** in 2024).
- 31** **Sweet 16s**, most in NCAA history (NCAA began calling the regional semifinals Sweet 16s in 1975; UNC played in its 31st Sweet 16 and 38th regional semifinal in 2024).
- 31** **Armando Bacot's double-doubles** in 2021-22, an ACC record which tied Navy's David Robinson's NCAA single-season record.
- 32** The 1956-57 Tar Heels went 32-0 to win the first of UNC's six NCAA championships. The 32 wins ties the **NCAA record for wins in a perfect season** (with Indiana 1975-76).
- 33** **ACC regular-season championships**, 12 more than any other school.
- 34** Cole Anthony's points in his 2019-20 debut vs. Notre Dame, the **ACC record for a player's first collegiate game**.
- 34** **Bill Guthridge**, in his first season as head coach after 30 as an assistant to Dean Smith, won 34 games in 1997-98, the **NCAA record for wins by a first-year head coach**.
- 35** **Consecutive post-season appearances** from 1967-2001, most all-time.
- 36** **ACC Tournament championship game** appearances, the most all-time.
- 36** **NBA championships** won by 18 former Tar Heel players (24 more than any other ACC school).
- 39** **AP poll finishes in the top 10**, third-most all-time.
- 39** Al Wood's points vs. Virginia in 1981 Final Four, the **NCAA record for the national semifinals**.
- 40** Tar Heels have earned **first-team All-America** honors 64 times, including **RJ Davis** in 2024. Davis also won the Jerry West Award.
- 40** **Regular-season conference championships** (33 ACC, seven Southern Conference), the third-most all-time.
- 40** **Consecutive double-doubles** by Billy Cunningham, the ACC record and second-longest streak in college basketball history.
- 42** **Smith Center-record points by RJ Davis** vs. Miami on 2/26/2024.
- 52** **Seasons ranked in the final AP poll**, the third-most all-time.
- 53** **Jerseys of former players that hang in the rafters** of the Dean E. Smith Center. Eight numbers are retired, 45 are honored.
- 54** **NCAA Tournament appearances**, second most all-time.
- 54** **First-round NBA Draft picks**, third most all-time.
- 59** **Consecutive home wins** over Clemson before a loss, the longest streak in college basketball history.
- 72.4** **NCAA Tournament winning percentage**, second-highest all-time.
- 73.3** **Winning percentage**, second-highest all-time.
- 79** **NCAA Tournament wins for Roy Williams**, second-most in college basketball history. Dean Smith is third with 65.
- 81** Record number of **first-team All-ACC** selections by 53 Tar Heels.
- 81** **1,000-point scorers**, most in college basketball history.
- 87** UNC-record **double-doubles** by Armando Bacot, tied for the most in ACC history and second most in NCAA history.
- 110** **ACC Tournament wins**, second-most all-time.
- 113** **Weeks ranked No. 1** in the AP poll, the fourth-most all-time.
- 123** **Wins** by Danny Green from 2005-09, most by a Tar Heel.
- 134** **NCAA Tournament wins**, the most in college basketball history. Only Duke, Kansas, Kentucky and UCLA have even played as many NCAA Tournament games than UNC has won.
- 140** **Double-figure scoring games** by RJ Davis, the all-time ACC record. Tyler Hansbrough holds the ACC record over four seasons w/133.
- 175** **ACC-record games by RJ Davis** (broke **Armando Bacot's** record; Bacot made an ACC-record 168 starts).
- 179** Tar Heel **players in the Final Four**, more than any other school in NCAA history.
- 185** **NCAA Tournament games**, second-most all-time.
- 511** Rebounds by **Armando Bacot** in 2021-22, the UNC single-season record and fourth-most in ACC history (most since 1956).
- 708** Weeks in **AP top 10**, third-most in college basketball history.
- 771** **ACC regular-season wins**, No. 1 all-time.
- 879** Wins by **Dean Smith**, which set the NCAA record in 1997 (since broken).
- 903** Wins by **Roy Williams**, third-most ever by a Division I coach.
- 962** **Weeks in the AP poll**, second-most in college basketball history.
- 982** **NCAA record free throws made** by Tyler Hansbrough.
- 1000** Ed Cota is the **only player in college basketball history** with 1,000 points, 1,000 assists and 500 rebounds.
- 1715** UNC-record for **career rebounds by Armando Bacot**, the second-most in ACC history and eighth most in NCAA history.
- 2395** **Wins**, ACC best and third-most in college basketball history.
- 2725** **RJ Davis' points**, most by a Tar Heel guard, No. 2 overall in UNC history and No.3 in ACC history.
- 2872** Points by Tyler Hansbrough, the **all-time UNC and ACC scoring records**.



# ASSOCIATED PRESS RANKINGS



through the April 8, 2025 Associated Press poll

Total Polls Ranked	962 (of 1,301)
Current Streak of Weeks in AP Poll	-
Weeks at No. 1	113
Weeks at No. 2	81
Weeks at No. 3	87
Weeks at No. 4	89
Weeks at No. 5	72
Weeks at No. 6	58
Weeks at No. 7	56
Weeks at No. 8	55
Weeks at No. 9	59
Weeks at No. 10	38
Top 5 Rankings	442
Top 10 Rankings	708
Longest Streak of Weeks Ranked	172 from 1989-90 to 1999-2000
Most Consecutive Weeks No. 1	15 in 1983-84
Seasons Ranked	68 of 77
Seasons Ranked in the Top 10	60 of 77
Seasons in Final Top 10	39 of 77 through 2024-25

### 2024-25 WEEKLY POLLS

Preseason	9
November 11-18-25	10-10-12
December 2-9-16-23-30	20-NR-NR-NR-NR
January 6-13-20-27	NR-NR-NR-NR
February 3-10-17-24	NR-NR-NR-NR
March 3-10-17	NR-NR-NR
April 8	NR

### FINAL ASSOCIATED PRESS POLLS (charts researched at [collegepollarchive.com](http://collegepollarchive.com))

#### MOST TIMES RANKED NO. 1 IN THE FINAL AP POLL

- 10 – Kentucky
- 8 – Duke
- 8 – UCLA
- 6 – North Carolina**
- 4 – Kansas
- 4 – Ohio State

#### MOST TIMES RANKED IN THE TOP 5 IN THE FINAL AP POLL

- 30 – Kentucky
- 24 – North Carolina**
- 24 – Kansas
- 18 – Duke
- 18 – UCLA

#### MOST TIMES RANKED IN THE TOP 10 IN THE FINAL AP POLL

- 46 – Kentucky
- 41 – Duke
- 39 – North Carolina**
- 33 – Kansas
- 27 – UCLA

#### MOST TIMES RANKED IN THE FINAL AP POLL

- 56 – Kentucky
- 53 – Duke
- 52 – North Carolina**
- 49 – Kansas
- 43 – UCLA

### ALL ASSOCIATED PRESS POLLS (through the 4/8/2025 poll)

#### MOST WEEKS RANKED IN THE AP POLL (OUT OF 1,301 TOTAL POLLS)

- 991 – Kentucky
- 962 – North Carolina (73.9 percent)**
- 914 – Duke
- 876 – Kansas
- 743 – UCLA

#### MOST CONSECUTIVE WEEKS RANKED IN THE AP POLL

- 172 – 1989-90 to 1999-2000 (No. 4 in college basketball history)
- 171 – 1972-73 to 1982-83 (No. 5 all-time)
- 106 – 2013-14 to 2019-20 (No. 16 all-time)
- 87 – 1984-85 to 1989-90 (No. 26 all-time)
- 75 – 2005-06 to 2009-10 (No. 35 all-time)

#### MOST TIMES RANKED NO. 1 IN ALL AP POLLS

- 147 – Duke
- 134 – UCLA
- 125 – Kentucky
- 113 – North Carolina**
- 81 – Kansas

### THE LAST TIME ... in the AP POLLS

**Played as the No. 1 team:** lost to Alabama, 101-103, 11/27/22 in Portland, Ore. (4 OT)

**Beat No. 1:** at Duke, 88-72, 2/20/19

**Played/Lost to No. 1:** lost to Duke, 71-74, 3/14/25 in Charlotte\*

**Won a top-10 matchup:** 3/9/24, No. 7 UNC beat No. 9 Duke, 84-79, in Durham

**Unranked UNC beat Top-5:** beat No. 4 Baylor, 93-86 (ot) in Fort Worth, 3/19/22^

**Unranked UNC beat consecutive Top-5 opponents:** beat No. 4 Duke, 94-81, in Durham, 3/5/22; beat No. 4 Baylor, 93-86 (ot) in Fort Worth, Texas, 3/19/22^

**Unranked UNC beat Top-10 oppt:** beat No. 6 Virginia, 71-63, 2/25/23

**Unranked UNC beat Top-10 oppt:** beat No. 18 UCLA, 76-74, 12/21/24 in New York

**Beat Top-10 oppt by 20 points:** beat No. 10 Virginia Tech, 103-82, 1/21/19

**Beat Top-25 oppt by 20 points:** beat No. 24 Michigan, 72-51, 12/1/21

**Lost to unranked oppt as Top-5 team:** No. 4 UNC lost to NC State, 76-84, 3/16/24 in Washington, D.C.\*

*\* ACC Tournament, ^ NCAA Tournament*

*\* ACC Tournament, ^ NCAA Tournament*

### MOST CONSECUTIVE WEEKS RANKED NO. 1 IN THE AP POLL

- 15 – 1983-84 (No. 11 all-time)
- 13 – 1985-86 (No. 15 all-time)
- 11 – 2007-08 to 2008-09 (No. 18 all-time)
- 11 – 2007-08 (No. 18 all-time)
- 10 – 1956-67 to 1957-58 (No. 23 all-time)

### MOST TIMES RANKED NO. 1 IN PRESEASON AP POLL

#### 10 – North Carolina

- 9 – Duke
- 8 – UCLA
- 6 – Kentucky
- 4 – Kansas

### MOST TIMES RANKED IN THE TOP 5 IN ALL AP POLLS

- 472 – Kentucky
- 450 – Duke
- 442 – North Carolina**
- 414 – Kansas
- 327 – UCLA

### MOST TIMES RANKED IN THE TOP 10 IN ALL AP POLLS

- 750 – Duke
- 744 – Kentucky
- 708 – North Carolina**
- 647 – Kansas
- 487 – UCLA

### MOST CONSECUTIVE WEEKS RANKED IN THE TOP 10 IN THE AP POLL

- 62 – 2005-06 to 2009-10 (No. 11 all-time)
- 62 – 1984-85 to 1988-89 (No. 11 all-time)
- 57 – 1966-67 to 1969-70 (No. 13 all-time)
- 54 – 1992-93 to 1994-95 (No. 15 all-time)
- 25 – 1990-91 to 1991-92 (No. 90 all-time)

### NUMBER 1 VERSUS NUMBER 2 (UNC is 7-0 in 1 vs. 2 games)

Date	Result
3/23/57	No. 1 UNC 54, No. 2 Kansas 53 (3 OT) – NCAA championship
12/26/81	No. 1 UNC 82, No. 2 Kentucky 69
1/9/82	No. 1 UNC 65, No. 2 Virginia 60
2/4/86	No. 1 UNC 78, No. 2 Georgia Tech 77 (OT)
2/3/94	No. 2 UNC 89, No. 1 Duke 78
2/5/98	No. 2 UNC 97, No. 1 Duke, 73
4/4/05	No. 2 UNC 75, No. 1 Illinois 70 – NCAA championship

*Carolina has played in seven of the 46 games all-time between the No. 1 and No. 2 teams in the AP poll*

### MOST WINS OVER THE NO. 1 TEAM IN THE ASSOCIATED PRESS POLL

<b>North Carolina</b>	14
UCLA	12
Duke	10
Maryland	10
Ohio State	10
Kansas	9
Kentucky	9
Indiana	8
Georgia Tech	8
Notre Dame	8
Vanderbilt	8



# SINGLE-GAME UNC RECORDS



CATEGORY	ALL-TIME	ACC (REGULAR SEASON OR TOURNAMENT)	SMITH CENTER
<b>Field Goals</b>	57 vs. Manhattan 12/27/1985 in Miami	51 vs. Virginia 2/6/1968	53 vs. VMI 12/17/1994
<b>Field Goal Attempts</b>	102 vs. Clemson 12/4/1954	102 vs. Clemson 12/4/1954	90 vs. Wake Forest 12/20/2003 (3 OT)
<b>FG Percentage</b>	.790 vs. Loyola Marymount 3/19/1988 (49x62) in Salt Lake City	.767 at Virginia 1/7/1978 (33x43)	.754 vs. Old Dominion 12/1/1992 (43x57)
<b>FG Pct. in a Half</b>	.941 at Virginia, 2nd half 1/7/1978	.941 at Virginia, 2nd half 1/7/1978 (16x17)	.857 vs. Old Dominion, 2nd half 12/1/1992 (24x28)
<b>3-Point Field Goals</b>	17 vs. Florida State 1/25/1995	17 vs. Florida State 1/25/1995	17 vs. Florida State 1/25/1995
<b>3-Point Attempts</b>	36 vs. Syracuse 2/28/2022 (OT)	36 vs. Syracuse 2/28/22 (OT)	36 vs. Syracuse 2/28/22 (OT)
<b>3-Point Pct. (min. 5 made)</b>	.889 vs. Stetson 12/3/1986 (8x9)	.857 at Virginia 1/14/1987 (6x7)	.889 vs. Stetson 12/3/1986 (8x9)
<b>3-Point Pct. (min. 10 made)</b>	.800 at Duke 3/5/1983 (12x15)	.800 at Duke 3/5/1983 (12x15)	.733 vs. Wake Forest 2/22/2014 (11x15)
<b>3-Point Pct. (min. 10 att.)</b>	.800 at Duke 3/5/1983 (12x15)	.800 at Duke 3/5/1983 (12x15)	.733 vs. Wake Forest 2/22/2014 (11x15)
<b>3-Point Pct. (min. 20 att.)</b>	.727 vs. Western Carolina 12/6/2017 (16x22)	.680 vs. Florida State 1/25/1995 (17x25)	.727 vs. Western Carolina 12/6/2017 (16x22)
<b>Free Throws Made</b>	43 vs. South Carolina 12/5/1959 43 at NC State 1/15/1957	43 vs. South Carolina 12/5/1959 43 at NC State 1/15/1957	41 vs. Clemson 1/28/1998
<b>Free Throw Attempts</b>	59 vs. Clemson 1/28/1998 59 at Clemson 1/14/1956	59 vs. Clemson 1/28/1998 59 at Clemson 1/14/1956	59 vs. Clemson 1/28/1998
<b>Free Throw Pct. (min. 10 att.)</b>	1.000 vs. Duke 3/7/2015 (13x13) 1.000 vs. LSU 2/10/1985 (13x13)	1.000 vs. Duke 3/7/2015 (13x13)	1.000 vs. Duke 3/7/2015 (13x13)
<b>Free Throw Pct. (min. 20 att.)</b>	.964 vs. Niagara 12/30/78 (27x28) in Rochester	*.958 vs. NC State 3/11/2007 (23x24) in Tampa	.950 vs. Maryland 2/10/2001 (19x20)
<b>Free Throw Pct. (min. 30 att.)</b>	.923 vs. NC State 1/21/23 (36x39)	.923 vs. NC State 1/21/23 (36x39)	.923 vs. NC State 1/21/23 (36x39)
<b>Offensive Rebs.(since 1986-87)</b>	32 at Pittsburgh 12/20/1993	28 vs. Boston College 1/4/2009	28 vs. Boston College 1/4/2009
<b>Defensive Rebs. (since 1986-87)</b>	47 vs. Loyola Marymount ^3/19/1988 in Salt Lake City, Utah	41 vs. Virginia 1/21/1999	41 vs. Virginia 1/21/1999
<b>Total Rebounds</b>	78 vs. Furman 12/4/1956	74 vs. Clemson 2/16/1968 in Charlotte	72 vs. Nicholls 12/19/2011
<b>Assists (since 1968-69)</b>	41 vs. Manhattan 12/27/85 in Miami 41 vs. Rice 12/2/1971	33 vs. Virginia 2/23/1974	37 vs. VMI 12/17/1994
<b>Turnovers</b>	39 at Indiana 12/12/1964	34 at NC State 2/15/1966	29 vs. Miami 12/4/2000
<b>Fewest Turnovers (since 1981-82)</b>	2 vs. Duke 2/8/2018 ^2 vs. Fairfield 3/13/1997 in Winston-Salem	2 vs. Duke 2/8/2018	2 vs. Duke 2/8/2018
<b>Blocked Shots (since 1975-76)</b>	18 vs. Stanford 12/20/1985	15 at Duke 3/8/2008	15 vs. Northern Kentucky 12/27/2013
<b>Steals</b>	23 at Tulane 2/14/1976	21 vs. Clemson 1/5/1977 in Greensboro	21 vs. The Citadel 1/24/1991
<b>Points</b>	129 vs. VMI 12/17/1994 129 vs. Manhattan 12/27/1985 in Miami	115, three times last: at Clemson, 1/13/1968	129 vs. VMI 12/17/1994
<b>Points in a Half</b>	77 vs. VMI, 2nd half 12/17/1994	70 vs. Clemson, 2nd half 1/28/1987 70 vs. South Carolina, 2nd half 2/7/1966	77 vs. VMI, 2nd half 12/17/1994
<b>Scoring Margin</b>	84 vs. Manhattan (129-45) 12/27/1985 in Miami	51 vs. NC State (107-56) 1/8/2017	68 vs. The Citadel (118-50) 2/18/1991
<b>Halftime Lead</b>	47 vs. Florida Atlantic 12/19/2006 (65-18, UNC)		47 vs. Florida Atlantic 12/19/2006 (65-18, UNC)

^ NCAA Tournament

\* ACC Tournament



# SINGLE-GAME PLAYER RECORDS



CATEGORY	ALL-TIME	ACC (REGULAR SEASON OR TOURNAMENT)	SMITH CENTER
<b>Points</b>	49 by Bobby Lewis vs. Florida State 12/16/1965	*45 by Lennie Rosenbluth 3/7/1957 in Raleigh 45 by Lennie Rosenbluth at Clemson 1/14/1956	42 by RJ Davis vs. Miami, 2/26/24
<b>Field Goals</b>	21 by Billy Cunningham vs. Tulane 12/10/1964	19 by Charlie Scott vs. Wake Forest 1/17/1970 *19 by Lennie Rosenbluth vs. Clemson 3/7/1957 in Raleigh	16 by Antawn Jamison vs. Maryland 2/14/1998
<b>Field Goal Attempts</b>	^43 by Lennie Rosenbluth vs. Michigan State, 3/22/1957 in Kansas City	34 by Billy Cunningham, at Wake Forest 1/6/65	24 three times last: Cole Anthony vs. Notre Dame, 11/6/19
<b>FG Percentage (min. 10 att.)</b>	1.000 by three players most attempts: 13x13 by Brad Daugherty vs. UCLA 11/24/1985	1.000 by two players most attempts: 12x12 by Scott Williams vs. Virginia 1/13/1990	1.000 by Scott Williams vs. Virginia 12x12, 1/13/1990
<b>3-Point Field Goals</b>	8 by six players last: Rashad McCants vs. Clemson 3/2/2004	8 by five players last: Rashad McCants vs. Clemson 3/2/2004	8 by Rashad McCants vs. Clemson 3/2/2004 8 by Dante Calabria vs. Florida State, 1/25/1995
<b>3-Point Attempts</b>	14 six times last: Rashad McCants at Florida State 1/22/2004	14 three times last: Rashad McCants at Florida State 1/22/2004	14 four times last: Shammond Williams vs. Maryland 1/8/1997
<b>3-Point Pct. (min. 5 made)</b>	1.000 six times most attempts: 6x6 *Jason Capel vs. Clemson 3/9/2001 in Atlanta ^RJ Davis vs. San Diego State 3/18/25 in Dayton	1.000 three times most attempts: 6x6 *Jason Capel vs. Clemson 3/9/2001 in Atlanta	1.000 by Joel Berry II vs. Duke 3/4/2017 (5x5)
<b>Free Throws Made</b>	21 by York Larese vs. Duke 12/29/1959 in Raleigh	20 by Tyler Zeller vs. Maryland 2/29/2012	20 by Tyler Zeller vs. Maryland 2/29/2012
<b>Free Throw Attempts</b>	24 by Billy Cunningham vs. Maryland 1/13/1964 24 by Lennie Rosenbluth at Clemson, 1/14/1965	24 by Billy Cunningham vs. Maryland 1/13/1964 24 by Lennie Rosenbluth at Clemson, 1/14/1965	23 by Tyler Zeller vs. Maryland 2/29/2012
<b>Free Throw Pct. (min. 10 att.)</b>	1.000 by York Larese vs. Duke (21x21) 12/29/1959 in Raleigh	1.000 by Phil Ford at NC State (16x16) 2/24/1976	1.000 by Cole Anthony vs. Boston College (14x14), 2/1/2020 1.000 by Tyler Hansbrough vs. NC State (14x14), 1/7/2006 1.000 by RJ Davis vs. NC State (14x14) 1/21/2023)
<b>Offensive Rebs.(since 1986-87)</b>	12 by Brice Johnson at Duke 3/5/2016 12 by Sean May vs. Duke 3/6/2005	12 by Brice Johnson at Duke 3/5/2016 12 by Sean May vs. Duke 3/6/2005	12 by Sean May vs. Duke 3/6/2005
<b>Rebounds</b>	30 by Rusty Clark vs. Maryland 2/21/1968	30 by Rusty Clark vs. Maryland 2/21/1968	24 by Sean May vs. Duke 3/6/2005
<b>Assists</b>	18 by Raymond Felton vs. George Mason 12/7/2003	16 by Kendall Marshall at Maryland 2/4/2012 16 by Kendall Marshall vs. Florida State 2/6/2011	18 by Raymond Felton vs. George Mason 12/7/2003
<b>Blocked Shots</b>	10 by Brendan Haywood vs. Miami 12/4/2000	*8 by Walker Kessler vs. Notre Dame 3/10/2021 in Greensboro	10 by Brendan Haywood vs. Miami 12/4/2000
<b>Steals</b>	9 by Derrick Phelps vs. Georgia Tech 2/2/1992	9 by Derrick Phelps vs. Georgia Tech 2/2/1992	9 by Derrick Phelps vs. Georgia Tech 2/2/1992

^ NCAA Tournament

\* ACC Tournament

note: York Larese made 21 of 21 free throws vs. Duke on 12/29/1959. The game was played in the Dixie Classic in Raleigh and was not an ACC regular-season game.



# 2024-25 PHOTO ROSTER



**0 – TY CLAUDE**  
6-7, 230, Gr., F  
Goldsboro, N.C.




**2 – JAMES BROWN**  
6-10, 215, Fr., F  
Aurora, Ill.



**3 – ELLIOT CADEAU**  
6-1, 180, So., G  
West Orange, N.J.



**4 – R.J. DAVIS**  
6-0, 180, Gr., G  
White Plains, N.Y.



**5 – CADE TYSON**  
6-7, 200, Jr., G/F  
Monroe, N.C.



**6 – ELIJAH DAVIS**  
6-3, 215, Sr., G  
Chapel Hill, N.C.



**7 – SETH TRIMBLE**  
6-3, 195, So., G  
Menomonee Falls, Wis.



**9 – DRAKE POWELL**  
6-6, 195, Fr., G/F  
Pittsboro, N.C.



**11 – IAN JACKSON**  
6-4, 190, Fr., G  
The Bronx, N.Y.



**13 – JALEN WASHINGTON**  
6-10, 235, Jr., F  
Gary, Ind.



**14 – RUSSELL HAWKINS**  
6-1, 175, So., G  
Charlotte, N.C.



**15 – JOHN HOLBROOK**  
6-8, 230, Fr., F  
Hickory, N.C.




**22 – VEN-ALLEN LUBIN**  
6-8, 230, Jr., F  
Orlando, Fla.



**24 – JAE'LYN WITHERS**  
6-9, 220, Gr., F  
Charlotte, N.C.



**30 – DANTE MAYO JR.**  
6-1, 175, Fr., G  
Gaithersburg, Md.



**HUBERT DAVIS**  
Head Coach



**BRAD FREDERICK**  
Assistant Coach



**JEFF LEB0**  
Assistant Coach



**SEAN MAY**  
Assistant Coach



**MARCUS PAIGE**  
Assistant Coach



**PAT SULLIVAN**  
Assistant Coach



**ERIC HOOPS**  
Director of Operations



**KIERSTEN STEINBACHER**  
Asst. to the Director  
of Operations



**JONAS SAHRATIAN**  
Director of Strength  
& Conditioning



**DOUG HALVERSON**  
Athletics Trainer



## 2024-25 North Carolina Men's Basketball Final All Games



### Game Records

Record	Overall	Home	Away	Neutral
ALL GAMES	23-14	12-3	6-6	5-5
CONFERENCE	13-7	8-2	5-5	0-0
NON-CONFERENCE	10-7	4-1	1-1	5-5

### Score by Periods

Team	1st	2nd	OT	TOT
North Carolina	1407	1558	22	2987
Opponents	1340	1404	19	2763

### Team Box Score

No.	Player				Total		3-Point		F-Throw		Rebounds											
		GP-GS	MIN	AVG	FG-FGA	FG%	3FG-3FGA	3FG%	FT-FTA	FT%	OFF	DEF	TOT	AVG	PF	DQ	A	TO	BLK	STL	PTS	AVG
4	DAVIS, RJ	37-37	1267:21	34.3	204-494	.413	85-240	.354	144-165	.873	12	114	126	3.4	63	0	135	57	3	38	637	17.2
11	JACKSON, Ian	36-12	857:08	23.8	151-331	.456	60-152	.395	68-94	.723	15	82	97	2.7	56	0	32	44	7	20	430	11.9
7	TRIMBLE, Seth	34-18	973:56	28.6	128-299	.428	25-94	.266	115-140	.821	40	129	169	5.0	54	0	44	36	11	46	396	11.6
3	CADEAU, Elliot	37-37	1029:10	27.8	126-283	.445	29-86	.337	65-97	.670	16	91	107	2.9	102	3	231	113	10	41	346	9.4
22	LUBIN, Ven-Allen	37-20	724:17	19.6	134-196	.684	0-3	.000	54-76	.711	69	134	203	5.5	77	3	11	30	34	14	322	8.7
9	POWELL, Drake	37-24	946:43	25.6	102-211	.483	36-95	.379	35-54	.648	26	99	125	3.4	65	1	40	27	25	26	275	7.4
24	WITHERS, Jae'Lyn	37-20	645:57	17.5	80-164	.488	39-88	.443	40-56	.714	30	135	165	4.5	60	2	26	32	13	16	239	6.5
13	WASHINGTON, Jalen	36-16	571:16	15.9	82-138	.594	5-18	.278	37-58	.638	47	104	151	4.2	82	1	19	37	30	10	206	5.7
5	TYSON, Cade	31-0	246:07	7.9	29-72	.403	14-48	.292	9-16	.563	9	25	34	1.1	31	1	3	4	1	6	81	2.6
0	CLAUDE, Tyzhaun	20-1	98:05	4.9	9-18	.500	0-0	.000	6-14	.429	15	16	31	1.6	23	0	1	3	1	3	24	1.2
2	BROWN, James	18-0	52:39	2.9	10-14	.714	0-0	.000	1-5	.200	8	7	15	0.8	10	0	0	4	0	1	21	1.2
30	MAYO JR., Dante	8-0	12:17	1.5	2-5	.400	2-5	.400	0-0	.000	0	1	1	0.1	0	0	0	0	0	0	6	0.8
15	HOLBROOK, John	8-0	09:57	1.2	1-2	.500	0-0	.000	0-0	.000	1	3	4	0.5	0	0	0	0	0	0	2	0.3
14	HAWKINS, Russell	9-0	15:09	1.7	1-3	.333	0-0	.000	0-0	.000	0	1	1	0.1	2	0	5	2	0	0	2	0.2
Team											74	54	128					8				
<b>Total</b>		<b>37</b>	<b>7450</b>		<b>1059-2230</b>	<b>.475</b>	<b>295-829</b>	<b>.356</b>	<b>574-775</b>	<b>.741</b>	<b>362</b>	<b>995</b>	<b>1357</b>	<b>36.7</b>	<b>625</b>	<b>11</b>	<b>547</b>	<b>397</b>	<b>135</b>	<b>221</b>	<b>2987</b>	<b>80.7</b>
<b>Opponents</b>		<b>37</b>	<b>7450</b>		<b>980-2271</b>	<b>.432</b>	<b>290-866</b>	<b>.335</b>	<b>513-693</b>	<b>.740</b>	<b>367</b>	<b>881</b>	<b>1248</b>	<b>33.7</b>	<b>638</b>	<b>10</b>	<b>467</b>	<b>403</b>	<b>147</b>	<b>228</b>	<b>2763</b>	<b>74.7</b>

### Team Statistics

	UNC	OPP
<b>Scoring</b>	<b>2987</b>	<b>2763</b>
Points per game	80.7	74.7
Scoring margin	+6.1	-
<b>Field goals-att</b>	<b>1059-2230</b>	<b>980-2271</b>
Field goal pct	.475	.432
<b>3 point fg-att</b>	<b>295-829</b>	<b>290-866</b>
3-point FG pct	.356	.335
3-pt FG made per game	8.0	7.8
<b>Free throws-att</b>	<b>574-775</b>	<b>513-693</b>
Free throw pct	.741	.740
F-Throws made per game	15.5	13.9
<b>Rebounds</b>	<b>1357</b>	<b>1248</b>
Rebounds per game	36.7	33.7
Rebounding margin	+2.9	-
<b>Assists</b>	<b>547</b>	<b>467</b>
Assists per game	14.8	12.6
<b>Turnovers</b>	<b>397</b>	<b>403</b>
Turnovers per game	10.7	10.9
Turnover margin	+0.2	-
Assist/turnover ratio	1.4	1.2
<b>Steals</b>	<b>221</b>	<b>228</b>
Steals per game	6.0	6.2
<b>Blocks</b>	<b>135</b>	<b>147</b>
Blocks per game	3.6	4.0
<b>Winning streak</b>	<b>0</b>	<b>-</b>
Home win streak	0	-
<b>Attendance</b>	<b>307821</b>	<b>148426</b>
Home games-Avg/Game	15-20521	12-12369
Neutral site-Avg/Game	-	10-11448

### Team Results

Date	Opponent		Score	Att.
11/04/2024	Elon	W	90-76	17242
11/08/2024	at Kansas	L	89-92	15300
11/15/2024	American	W	107-55	19555
11/22/2024	at Hawaii	W	87-69	8948
11/25/2024	vs Dayton	W	92-90	2400
11/26/2024	vs Auburn	L	72-85	2400
11/27/2024	vs Michigan St.	Lot	91-94	2400
12/04/2024	Alabama	L	79-94	21750
12/07/2024	Georgia Tech	W	68-65	19020
12/14/2024	La Salle	W	93-67	18420
12/17/2024	vs Florida	L	84-90	16058
12/21/2024	vs UCLA	W	76-74	19812
12/29/2024	Campbell	W	97-81	19959
01/01/2025	at Louisville	L	70-83	14248
01/04/2025	at Notre Dame	W	74-73	9149
01/07/2025	SMU	W	82-67	19594
01/11/2025	at NC State	W	63-61	19500
01/15/2025	California	W	79-53	20031
01/18/2025	Stanford	L	71-72	21750
01/21/2025	at Wake Forest	L	66-67	12799
01/25/2025	Boston College	Wot	102-96	21750
01/28/2025	at Pittsburgh	L	65-73	11277
02/01/2025	at Duke	L	70-87	9314
02/08/2025	Pittsburgh	W	67-66	21750
02/10/2025	at Clemson	L	65-85	8704
02/15/2025	at Syracuse	W	88-82	22340
02/19/2025	NC State	W	97-73	21750
02/22/2025	Virginia	W	81-66	21750
02/24/2025	at Florida St.	W	96-85	7922
03/01/2025	Miami (FL)	W	92-73	21750
03/04/2025	at Virginia Tech	W	91-59	8925
03/08/2025	Duke	L	69-82	21750
03/12/2025	vs Notre Dame	W	76-56	9722
03/13/2025	vs Wake Forest	W	68-59	14116
03/14/2025	vs Duke	L	71-74	18116
03/18/2025	vs San Diego St.	W	95-68	12561
03/21/2025	vs Ole Miss	L	64-71	16899



## 2024-25 North Carolina Men's Basketball ACC Regular Season



### Game Records

Record	Overall	Home	Away	Neutral
ALL GAMES	13-7	8-2	5-5	0-0
CONFERENCE	13-7	8-2	5-5	0-0
NON-CONFERENCE	0-0	0-0	0-0	0-0

### Score by Periods

Team	1st	2nd	OT	TOT
North Carolina	780	763	13	1556
Opponents	691	770	7	1468

### Team Box Score

No.	Player				Total		3-Point		F-Throw		Rebounds				PF DQ A TO BLK STL PTS AVG							
		GP-GS	MIN	AVG	FG-FGA	FG%	3FG-3FGA	3FG%	FT-FTA	FT%	OFF	DEF	TOT	AVG	PF	DQ	A	TO	BLK	STL	PTS	AVG
4	DAVIS, RJ	20-20	688:57	34.4	105-251	.418	43-115	.374	70-78	.897	6	60	66	3.3	32	0	73	31	2	20	323	16.2
11	JACKSON, Ian	20-11	541:39	27.1	94-205	.459	37-93	.398	45-62	.726	11	45	56	2.8	35	0	22	29	6	14	270	13.5
7	TRIMBLE, Seth	18-7	498:46	27.7	63-151	.417	11-45	.244	51-63	.810	25	75	100	5.6	24	0	21	15	2	25	188	10.4
22	LUBIN, Ven-Allen	20-12	420:16	21.0	76-111	.685	0-0	.000	23-36	.639	37	82	119	6.0	42	1	7	20	17	7	175	8.8
3	CADEAU, Elliot	20-20	538:42	26.9	65-152	.428	15-46	.326	25-40	.625	7	46	53	2.7	54	2	117	67	5	16	170	8.5
9	POWELL, Drake	20-14	537:33	26.9	60-124	.484	21-58	.362	20-33	.606	17	45	62	3.1	35	1	24	15	10	13	161	8.1
24	WITHERS, Jae'Lyn	20-8	311:13	15.6	43-78	.551	20-41	.488	15-21	.714	16	63	79	4.0	28	1	12	15	8	4	121	6.1
13	WASHINGTON, Jalen	19-7	316:50	16.7	41-69	.594	4-9	.444	21-29	.724	24	52	76	4.0	39	1	15	18	20	6	107	5.6
5	TYSON, Cade	15-0	98:18	6.6	11-24	.458	5-15	.333	4-6	.667	5	9	14	0.9	11	1	0	1	0	2	31	2.1
2	BROWN, James	11-0	30:57	2.8	3-6	.500	0-0	.000	0-1	.000	2	3	5	0.5	4	0	0	4	0	1	6	0.5
0	CLAUDE, Tyzhaun	8-1	31:15	3.9	2-5	.400	0-0	.000	0-1	.000	2	4	6	0.8	8	0	0	0	1	1	4	0.5
14	HAWKINS, Russell	3-0	03:31	1.2	0-0	.000	0-0	.000	0-0	.000	0	1	1	0.3	0	0	2	0	0	0	0	0.0
15	HOLBROOK, John	3-0	03:31	1.2	0-0	.000	0-0	.000	0-0	.000	0	1	1	0.3	0	0	0	0	0	0	0	0.0
30	MAYO JR., Dante	3-0	03:31	1.2	0-0	.000	0-0	.000	0-0	.000	0	1	1	0.3	0	0	0	0	0	0	0	0.0
Team											42	30	72				4					
<b>Total</b>		<b>20</b>	<b>4025</b>		<b>563-1176</b>	<b>.479</b>	<b>156-422</b>	<b>.370</b>	<b>274-370</b>	<b>.741</b>	<b>194</b>	<b>517</b>	<b>711</b>	<b>35.6</b>	<b>312</b>	<b>7</b>	<b>293</b>	<b>219</b>	<b>71</b>	<b>109</b>	<b>1556</b>	<b>77.8</b>
<b>Opponents</b>		<b>20</b>	<b>4025</b>		<b>521-1196</b>	<b>.436</b>	<b>146-436</b>	<b>.335</b>	<b>280-366</b>	<b>.765</b>	<b>189</b>	<b>454</b>	<b>643</b>	<b>32.2</b>	<b>318</b>	<b>4</b>	<b>243</b>	<b>208</b>	<b>91</b>	<b>129</b>	<b>1468</b>	<b>73.4</b>

### Team Statistics

	UNC	OPP
<b>Scoring</b>	<b>1556</b>	<b>1468</b>
Points per game	77.8	73.4
Scoring margin	+4.4	-
<b>Field goals-att</b>	<b>563-1176</b>	<b>521-1196</b>
Field goal pct	.479	.436
<b>3 point fg-att</b>	<b>156-422</b>	<b>146-436</b>
3-point FG pct	.370	.335
3-pt FG made per game	7.8	7.3
<b>Free throws-att</b>	<b>274-370</b>	<b>280-366</b>
Free throw pct	.741	.765
F-Throws made per game	13.7	14.0
<b>Rebounds</b>	<b>711</b>	<b>643</b>
Rebounds per game	35.6	32.2
Rebounding margin	+3.4	-
<b>Assists</b>	<b>293</b>	<b>243</b>
Assists per game	14.7	12.2
<b>Turnovers</b>	<b>219</b>	<b>208</b>
Turnovers per game	11.0	10.4
Turnover margin	-0.6	-
Assist/turnover ratio	1.3	1.2
<b>Steals</b>	<b>109</b>	<b>129</b>
Steals per game	5.5	6.5
<b>Blocks</b>	<b>71</b>	<b>91</b>
Blocks per game	3.6	4.6
<b>Winning streak</b>	<b>0</b>	<b>-</b>
Home win streak	0	-
<b>Attendance</b>	<b>210895</b>	<b>124178</b>
Home games-Avg/Game	10-21090	10-12418
Neutral site-Avg/Game	-	0-0

### Team Results

Date	Opponent		Score	Att.
12/07/2024	Georgia Tech	W	68-65	19020
01/01/2025	at Louisville	L	70-83	14248
01/04/2025	at Notre Dame	W	74-73	9149
01/07/2025	SMU	W	82-67	19594
01/11/2025	at NC State	W	63-61	19500
01/15/2025	California	W	79-53	20031
01/18/2025	Stanford	L	71-72	21750
01/21/2025	at Wake Forest	L	66-67	12799
01/25/2025	Boston College	Wot	102-96	21750
01/28/2025	at Pittsburgh	L	65-73	11277
02/01/2025	at Duke	L	70-87	9314
02/08/2025	Pittsburgh	W	67-66	21750
02/10/2025	at Clemson	L	65-85	8704
02/15/2025	at Syracuse	W	88-82	22340
02/19/2025	NC State	W	97-73	21750
02/22/2025	Virginia	W	81-66	21750
02/24/2025	at Florida St.	W	96-85	7922
03/01/2025	Miami (FL)	W	92-73	21750
03/04/2025	at Virginia Tech	W	91-59	8925
03/08/2025	Duke	L	69-82	21750



## 2024-25 North Carolina Men's Basketball ACC Tournament



### Game Records

Record	Overall	Home	Away	Neutral
ALL GAMES	2-1	0-0	0-0	2-1
CONFERENCE	0-0	0-0	0-0	0-0
NON-CONFERENCE	2-1	0-0	0-0	2-1

### Score by Periods

Team	1st	2nd	OT	TOT
North Carolina	100	115	0	215
Opponents	105	84	0	189

### Team Box Score

No.	Player				Total		3-Point		F-Throw		Rebounds											
		GP-GS	MIN	AVG	FG-FGA	FG%	3FG-3FGA	3FG%	FT-FTA	FT%	OFF	DEF	TOT	AVG	PF	DQ	A	TO	BLK	STL	PTS	AVG
22	LUBIN, Ven-Allen	3-3	86:19	28.8	20-36	.556	0-3	.000	7-11	.636	14	19	33	11.0	7	0	4	3	6	2	47	15.7
4	DAVIS, RJ	3-3	106:46	35.6	12-26	.462	8-15	.533	12-13	.923	0	8	8	2.7	7	0	9	4	0	1	44	14.7
24	WITHERS, Jae'Lyn	3-3	82:55	27.6	10-25	.400	9-20	.450	3-4	.750	2	19	21	7.0	4	0	4	4	2	4	32	10.7
3	CADEAU, Elliot	3-3	73:33	24.5	9-17	.529	4-5	.800	4-6	.667	2	9	11	3.7	9	0	18	5	1	2	26	8.7
7	TRIMBLE, Seth	3-0	74:53	25.0	5-17	.294	0-6	.000	15-20	.750	1	10	11	3.7	4	0	3	4	1	3	25	8.3
9	POWELL, Drake	3-3	84:12	28.1	9-19	.474	1-7	.143	2-3	.667	1	7	8	2.7	8	0	1	3	3	2	21	7.0
13	WASHINGTON, Jalen	3-0	28:14	9.4	4-7	.571	1-2	.500	2-4	.500	2	5	7	2.3	8	0	0	4	0	1	11	3.7
11	JACKSON, Ian	3-0	44:07	14.7	3-16	.188	1-7	.143	0-0	.000	1	4	5	1.7	3	0	3	4	0	0	7	2.3
2	BROWN, James	1-0	02:39	2.7	1-1	1.000	0-0	.000	0-2	.000	1	3	4	4.0	0	0	0	0	0	0	2	2.0
0	CLAUDE, Tyzhaun	1-0	02:39	2.7	0-1	.000	0-0	.000	0-0	.000	0	0	0	0.0	0	0	0	0	0	0	0	0.0
5	TYSON, Cade	2-0	07:05	3.5	0-2	.000	0-1	.000	0-0	.000	0	0	0	0.0	1	0	0	0	0	0	0	0.0
14	HAWKINS, Russell	1-0	02:39	2.7	0-1	.000	0-0	.000	0-0	.000	0	0	0	0.0	1	0	1	1	0	0	0	0.0
15	HOLBROOK, John	1-0	01:38	1.6	0-0	.000	0-0	.000	0-0	.000	0	0	0	0.0	0	0	0	0	0	0	0	0.0
30	MAYO JR., Dante	1-0	02:22	2.4	0-1	.000	0-1	.000	0-0	.000	0	0	0	0.0	0	0	0	0	0	0	0	0.0
Team											5	6	11									
<b>Total</b>		<b>3</b>	<b>600</b>		<b>73-169</b>	<b>.432</b>	<b>24-67</b>	<b>.358</b>	<b>45-63</b>	<b>.714</b>	<b>29</b>	<b>90</b>	<b>119</b>	<b>39.7</b>	<b>52</b>	<b>0</b>	<b>43</b>	<b>32</b>	<b>13</b>	<b>15</b>	<b>215</b>	<b>71.7</b>
<b>Opponents</b>		<b>3</b>	<b>600</b>		<b>68-179</b>	<b>.380</b>	<b>13-64</b>	<b>.203</b>	<b>40-59</b>	<b>.678</b>	<b>30</b>	<b>76</b>	<b>106</b>	<b>35.3</b>	<b>48</b>	<b>2</b>	<b>25</b>	<b>29</b>	<b>12</b>	<b>21</b>	<b>189</b>	<b>63.0</b>

### Team Statistics

	UNC	OPP
<b>Scoring</b>	<b>215</b>	<b>189</b>
Points per game	71.7	63.0
Scoring margin	+8.7	-
<b>Field goals-att</b>	<b>73-169</b>	<b>68-179</b>
Field goal pct	.432	.380
<b>3 point fg-att</b>	<b>24-67</b>	<b>13-64</b>
3-point FG pct	.358	.203
3-pt FG made per game	8.0	4.3
<b>Free throws-att</b>	<b>45-63</b>	<b>40-59</b>
Free throw pct	.714	.678
F-Throws made per game	15.0	13.3
<b>Rebounds</b>	<b>119</b>	<b>106</b>
Rebounds per game	39.7	35.3
Rebounding margin	+4.3	-
<b>Assists</b>	<b>43</b>	<b>25</b>
Assists per game	14.3	8.3
<b>Turnovers</b>	<b>32</b>	<b>29</b>
Turnovers per game	10.7	9.7
Turnover margin	-1.0	-
Assist/turnover ratio	1.3	0.9
<b>Steals</b>	<b>15</b>	<b>21</b>
Steals per game	5.0	7.0
<b>Blocks</b>	<b>13</b>	<b>12</b>
Blocks per game	4.3	4.0
<b>Winning streak</b>	<b>0</b>	<b>-</b>
Home win streak	0	-
<b>Attendance</b>	<b>0</b>	<b>0</b>
Home games-Avg/Game	0-0	0-0
Neutral site-Avg/Game	-	3-13985

### Team Results

Date	Opponent		Score	Att.
03/12/2025	vs Notre Dame	W	76-56	9722
03/13/2025	vs Wake Forest	W	68-59	14116
03/14/2025	vs Duke	L	71-74	18116



## 2024-25 North Carolina Men's Basketball NCAA Tournament



### Game Records

Record	Overall	Home	Away	Neutral
ALL GAMES	1-1	0-0	0-0	1-1
CONFERENCE	0-0	0-0	0-0	0-0
NON-CONFERENCE	1-1	0-0	0-0	1-1

### Score by Periods

Team	1st	2nd	OT	TOT
North Carolina	73	86	0	159
Opponents	67	72	0	139

### Team Box Score

No.	Player				Total		3-Point		F-Throw		Rebounds											
		GP-GS	MIN	AVG	FG-FGA	FG%	3FG-3FGA	3FG%	FT-FTA	FT%	OFF	DEF	TOT	AVG	PF	DQ	A	TO	BLK	STL	PTS	AVG
4	DAVIS, RJ	2-2	64:41	32.3	14-29	.483	7-14	.500	6-9	.667	0	3	3	1.5	4	0	5	2	0	1	41	20.5
22	LUBIN, Ven-Allen	2-2	37:13	18.6	8-10	.800	0-0	.000	10-10	1.000	1	5	6	3.0	6	1	0	1	1	0	26	13.0
7	TRIMBLE, Seth	2-0	53:43	26.9	8-18	.444	0-5	.000	9-9	1.000	1	6	7	3.5	7	0	0	1	0	1	25	12.5
24	WITHERS, Jae'Lyn	2-2	40:20	20.2	4-9	.444	3-6	.500	4-5	.800	0	11	11	5.5	4	0	2	5	0	1	15	7.5
9	POWELL, Drake	2-2	57:24	28.7	5-15	.333	3-6	.500	1-2	.500	3	8	11	5.5	4	0	4	2	2	2	14	7.0
3	CADEAU, Elliot	2-2	62:08	31.1	5-13	.385	2-5	.400	1-2	.500	1	5	6	3.0	3	0	20	5	1	7	13	6.5
13	WASHINGTON, Jalen	2-0	32:34	16.3	5-6	.833	0-0	.000	0-0	.000	3	9	12	6.0	6	0	1	1	1	1	10	5.0
11	JACKSON, Ian	2-0	26:45	13.4	3-12	.250	3-8	.375	1-2	.500	0	1	1	0.5	2	0	0	2	0	1	10	5.0
30	MAYO JR., Dante	1-0	01:16	1.3	1-2	.500	1-2	.500	0-0	.000	0	0	0	0.0	0	0	0	0	0	0	3	3.0
2	BROWN, James	1-0	03:32	3.5	1-1	1.000	0-0	.000	0-0	.000	1	0	1	1.0	0	0	0	0	0	0	2	2.0
0	CLAUDE, Tyzhaun	1-0	05:58	6.0	0-2	.000	0-0	.000	0-1	.000	3	1	4	4.0	2	0	0	1	0	0	0	0.0
5	TYSON, Cade	2-0	11:54	6.0	0-3	.000	0-2	.000	0-0	.000	0	1	1	0.5	0	0	1	0	0	1	0	0.0
14	HAWKINS, Russell	1-0	01:16	1.3	0-0	.000	0-0	.000	0-0	.000	0	0	0	0.0	0	0	1	0	0	0	0	0.0
15	HOLBROOK, John	1-0	01:16	1.3	0-0	.000	0-0	.000	0-0	.000	0	1	1	1.0	0	0	0	0	0	0	0	0.0
Team											6	3	9									
<b>Total</b>		<b>2</b>	<b>400</b>		<b>54-120</b>	<b>.450</b>	<b>19-48</b>	<b>.396</b>	<b>32-40</b>	<b>.800</b>	<b>19</b>	<b>54</b>	<b>73</b>	<b>36.5</b>	<b>38</b>	<b>1</b>	<b>34</b>	<b>20</b>	<b>5</b>	<b>15</b>	<b>159</b>	<b>79.5</b>
<b>Opponents</b>		<b>2</b>	<b>400</b>		<b>47-112</b>	<b>.420</b>	<b>16-47</b>	<b>.340</b>	<b>29-46</b>	<b>.630</b>	<b>18</b>	<b>50</b>	<b>68</b>	<b>34.0</b>	<b>33</b>	<b>0</b>	<b>24</b>	<b>25</b>	<b>8</b>	<b>13</b>	<b>139</b>	<b>69.5</b>

### Team Statistics

	UNC	OPP
<b>Scoring</b>	<b>159</b>	<b>139</b>
Points per game	79.5	69.5
Scoring margin	+10.0	-
<b>Field goals-att</b>	<b>54-120</b>	<b>47-112</b>
Field goal pct	.450	.420
<b>3 point fg-att</b>	<b>19-48</b>	<b>16-47</b>
3-point FG pct	.396	.340
3-pt FG made per game	9.5	8.0
<b>Free throws-att</b>	<b>32-40</b>	<b>29-46</b>
Free throw pct	.800	.630
F-Throws made per game	16.0	14.5
<b>Rebounds</b>	<b>73</b>	<b>68</b>
Rebounds per game	36.5	34.0
Rebounding margin	+2.5	-
<b>Assists</b>	<b>34</b>	<b>24</b>
Assists per game	17.0	12.0
<b>Turnovers</b>	<b>20</b>	<b>25</b>
Turnovers per game	10.0	12.5
Turnover margin	+2.5	-
Assist/turnover ratio	1.7	1.0
<b>Steals</b>	<b>15</b>	<b>13</b>
Steals per game	7.5	6.5
<b>Blocks</b>	<b>5</b>	<b>8</b>
Blocks per game	2.5	4.0
<b>Winning streak</b>	<b>0</b>	<b>-</b>
Home win streak	0	-
<b>Attendance</b>	<b>0</b>	<b>0</b>
Home games-Avg/Game	0-0	0-0
Neutral site-Avg/Game	-	2-14730

### Team Results

Date	Opponent		Score	Att.
03/18/2025	vs San Diego St.	W	95-68	12561
03/21/2025	vs Ole Miss	L	64-71	16899



# 2024-25 North Carolina Men's Basketball

## Wins



### Game Records

Record	Overall	Home	Away	Neutral
ALL GAMES	23-0	12-0	6-0	5-0
CONFERENCE	13-0	8-0	5-0	0-0
NON-CONFERENCE	10-0	4-0	1-0	5-0

### Score by Periods

Team	1st	2nd	OT	TOT
North Carolina	943	1005	13	1961
Opponents	744	863	7	1614

### Team Box Score

No.	Player	Total			3-Point			F-Throw		Rebounds				PF DQ A TO BLK STL PTS AVG								
		GP-GS	MIN	AVG	FG-FGA	FG%	3FG-3FGA	3FG%	FT-FTA	FT%	OFF	DEF	TOT	AVG	PF	DQ	A	TO	BLK	STL	PTS	AVG
4	DAVIS, RJ	23-23	761:45	33.1	120-283	.424	58-145	.400	107-120	.892	8	73	81	3.5	39	0	91	33	2	17	405	17.6
11	JACKSON, Ian	22-7	532:22	24.2	105-215	.488	45-99	.455	43-59	.729	10	52	62	2.8	28	0	22	27	3	12	298	13.5
7	TRIMBLE, Seth	21-10	580:05	27.6	80-171	.468	17-55	.309	76-91	.835	24	87	111	5.3	25	0	29	22	9	26	253	12.0
3	CADEAU, Elliot	23-23	621:14	27.0	78-157	.497	15-46	.326	38-57	.667	7	52	59	2.6	54	0	150	71	7	23	209	9.1
22	LUBIN, Ven-Allen	23-14	415:21	18.1	79-117	.675	0-1	.000	30-45	.667	41	81	122	5.3	49	1	6	19	19	8	188	8.2
9	POWELL, Drake	23-16	580:32	25.2	61-119	.513	26-55	.473	27-42	.643	16	65	81	3.5	41	0	25	19	17	15	175	7.6
24	WITHERS, Jae'Lyn	23-13	424:01	18.4	56-110	.509	29-58	.500	27-40	.675	24	97	121	5.3	38	1	21	19	11	14	168	7.3
13	WASHINGTON, Jalen	23-9	395:50	17.2	56-88	.636	4-10	.400	30-45	.667	34	63	97	4.2	56	1	18	23	21	9	146	6.3
5	TYSON, Cade	20-0	178:11	8.9	27-60	.450	13-41	.317	8-13	.615	8	16	24	1.2	18	0	1	4	1	5	75	3.8
0	CLAUDE, Tyzhaun	11-0	58:18	5.3	6-12	.500	0-0	.000	5-10	.500	9	9	18	1.6	10	0	0	1	0	2	17	1.5
2	BROWN, James	13-0	39:59	3.1	8-12	.667	0-0	.000	1-5	.200	4	7	11	0.8	6	0	0	3	0	0	17	1.3
30	MAYO JR., Dante	8-0	12:17	1.5	2-5	.400	2-5	.400	0-0	.000	0	1	1	0.1	0	0	0	0	0	0	6	0.8
15	HOLBROOK, John	8-0	09:57	1.2	1-2	.500	0-0	.000	0-0	.000	1	3	4	0.5	0	0	0	0	0	0	2	0.3
14	HAWKINS, Russell	9-0	15:09	1.7	1-3	.333	0-0	.000	0-0	.000	0	1	1	0.1	2	0	5	2	0	0	2	0.2
Team											47	45	92					3				
<b>Total</b>		<b>23</b>	<b>4625</b>		<b>680-1354</b>	<b>.502</b>	<b>209-515</b>	<b>.406</b>	<b>392-527</b>	<b>.744</b>	<b>233</b>	<b>652</b>	<b>885</b>	<b>38.5</b>	<b>366</b>	<b>3</b>	<b>368</b>	<b>246</b>	<b>90</b>	<b>131</b>	<b>1961</b>	<b>85.3</b>
<b>Opponents</b>		<b>23</b>	<b>4625</b>		<b>575-1420</b>	<b>.405</b>	<b>178-539</b>	<b>.330</b>	<b>286-393</b>	<b>.728</b>	<b>231</b>	<b>489</b>	<b>720</b>	<b>31.3</b>	<b>398</b>	<b>8</b>	<b>261</b>	<b>249</b>	<b>74</b>	<b>140</b>	<b>1614</b>	<b>70.2</b>

### Team Statistics

	UNC	OPP
<b>Scoring</b>	<b>1961</b>	<b>1614</b>
Points per game	85.3	70.2
Scoring margin	+15.1	-
<b>Field goals-att</b>	<b>680-1354</b>	<b>575-1420</b>
Field goal pct	.502	.405
<b>3 point fg-att</b>	<b>209-515</b>	<b>178-539</b>
3-point FG pct	.406	.330
3-pt FG made per game	9.1	7.7
<b>Free throws-att</b>	<b>392-527</b>	<b>286-393</b>
Free throw pct	.744	.728
F-Throws made per game	17.0	12.4
<b>Rebounds</b>	<b>885</b>	<b>720</b>
Rebounds per game	38.5	31.3
Rebounding margin	+7.2	-
<b>Assists</b>	<b>368</b>	<b>261</b>
Assists per game	16.0	11.3
<b>Turnovers</b>	<b>246</b>	<b>249</b>
Turnovers per game	10.7	10.8
Turnover margin	+0.1	-
Assist/turnover ratio	1.5	1.0
<b>Steals</b>	<b>131</b>	<b>140</b>
Steals per game	5.7	6.1
<b>Blocks</b>	<b>90</b>	<b>74</b>
Blocks per game	3.9	3.2
<b>Winning streak</b>	<b>23</b>	<b>-</b>
Home win streak	12	-
<b>Attendance</b>	<b>242571</b>	<b>76784</b>
Home games-Avg/Game	12-20214	6-12797
Neutral site-Avg/Game	-	5-11722

### Team Results

Date	Opponent		Score	Att.
11/04/2024	Elon	W	90-76	17242
11/15/2024	American	W	107-55	19555
11/22/2024	at Hawaii	W	87-69	8948
11/25/2024	vs Dayton	W	92-90	2400
12/07/2024	Georgia Tech	W	68-65	19020
12/14/2024	La Salle	W	93-67	18420
12/21/2024	vs UCLA	W	76-74	19812
12/29/2024	Campbell	W	97-81	19959
01/04/2025	at Notre Dame	W	74-73	9149
01/07/2025	SMU	W	82-67	19594
01/11/2025	at NC State	W	63-61	19500
01/15/2025	California	W	79-53	20031
01/25/2025	Boston College	Wot	102-96	21750
02/08/2025	Pittsburgh	W	67-66	21750
02/15/2025	at Syracuse	W	88-82	22340
02/19/2025	NC State	W	97-73	21750
02/22/2025	Virginia	W	81-66	21750
02/24/2025	at Florida St.	W	96-85	7922
03/01/2025	Miami (FL)	W	92-73	21750
03/04/2025	at Virginia Tech	W	91-59	8925
03/12/2025	vs Notre Dame	W	76-56	9722
03/13/2025	vs Wake Forest	W	68-59	14116
03/18/2025	vs San Diego St.	W	95-68	12561



## 2024-25 North Carolina Men's Basketball Losses



### Game Records

Record	Overall	Home	Away	Neutral
ALL GAMES	0-14	0-3	0-6	0-5
CONFERENCE	0-7	0-2	0-5	0-0
NON-CONFERENCE	0-7	0-1	0-1	0-5

### Score by Periods

Team	1st	2nd	OT	TOT
North Carolina	464	553	9	1026
Opponents	596	541	12	1149

### Team Box Score

No.	Player	Total					3-Point			F-Throw		Rebounds				Other Stats										
		GP-GS	MIN	AVG	FG-FGA	FG%	3FG-3FGA	3FG%	FT-FTA	FT%	OFF	DEF	TOT	AVG	PF	DQ	A	TO	BLK	STL	PTS	AVG				
4	DAVIS, RJ	14-14	505:36	36.1	84-211	.398	27-95	.284	37-45	.822	4	41	45	3.2	24	0	44	24	1	21	232	16.6				
7	TRIMBLE, Seth	13-8	393:51	30.3	48-128	.375	8-39	.205	39-49	.796	16	42	58	4.5	29	0	15	14	2	20	143	11.0				
3	CADEAU, Elliot	14-14	407:56	29.1	48-126	.381	14-40	.350	27-40	.675	9	39	48	3.4	48	3	81	42	3	18	137	9.8				
22	LUBIN, Ven-Allen	14-6	308:55	22.1	55-79	.696	0-2	.000	24-31	.774	28	53	81	5.8	28	2	5	11	15	6	134	9.6				
11	JACKSON, Ian	14-5	324:46	23.2	46-116	.397	15-53	.283	25-35	.714	5	30	35	2.5	28	0	10	17	4	8	132	9.4				
9	POWELL, Drake	14-8	366:10	26.2	41-92	.446	10-40	.250	8-12	.667	10	34	44	3.1	24	1	15	8	8	11	100	7.1				
24	WITHERS, Jae'Lyn	14-7	221:56	15.9	24-54	.444	10-30	.333	13-16	.813	6	38	44	3.1	22	1	5	13	2	2	71	5.1				
13	WASHINGTON, Jalen	13-7	175:26	13.5	26-50	.520	1-8	.125	7-13	.538	13	41	54	4.2	26	0	1	14	9	1	60	4.6				
2	BROWN, James	5-0	12:40	2.5	2-2	1.000	0-0	.000	0-0	.000	4	0	4	0.8	4	0	0	1	0	1	4	0.8				
0	CLAUDE, Tyzhaun	9-1	39:47	4.4	3-6	.500	0-0	.000	1-4	.250	6	7	13	1.4	13	0	1	2	1	1	7	0.8				
5	TYSON, Cade	11-0	67:56	6.2	2-12	.167	1-7	.143	1-3	.333	1	9	10	0.9	13	1	2	0	0	1	6	0.5				
Team											27	9	36				5									
<b>Total</b>		<b>14</b>	<b>2825</b>		<b>379-876</b>	<b>.433</b>	<b>86-314</b>	<b>.274</b>	<b>182-248</b>	<b>.734</b>	<b>129</b>	<b>343</b>	<b>472</b>	<b>33.7</b>	<b>259</b>	<b>8</b>	<b>179</b>	<b>151</b>	<b>45</b>	<b>90</b>	<b>1026</b>	<b>73.3</b>				
<b>Opponents</b>		<b>14</b>	<b>2825</b>		<b>405-851</b>	<b>.476</b>	<b>112-327</b>	<b>.343</b>	<b>227-300</b>	<b>.757</b>	<b>136</b>	<b>392</b>	<b>528</b>	<b>37.7</b>	<b>240</b>	<b>2</b>	<b>206</b>	<b>154</b>	<b>73</b>	<b>88</b>	<b>1149</b>	<b>82.1</b>				

### Team Statistics

	UNC	OPP
<b>Scoring</b>	<b>1026</b>	<b>1149</b>
Points per game	73.3	82.1
Scoring margin	-8.8	-
<b>Field goals-att</b>	<b>379-876</b>	<b>405-851</b>
Field goal pct	.433	.476
<b>3 point fg-att</b>	<b>86-314</b>	<b>112-327</b>
3-point FG pct	.274	.343
3-pt FG made per game	6.1	8.0
<b>Free throws-att</b>	<b>182-248</b>	<b>227-300</b>
Free throw pct	.734	.757
F-Throws made per game	13.0	16.2
<b>Rebounds</b>	<b>472</b>	<b>528</b>
Rebounds per game	33.7	37.7
Rebounding margin	-4.0	-
<b>Assists</b>	<b>179</b>	<b>206</b>
Assists per game	12.8	14.7
<b>Turnovers</b>	<b>151</b>	<b>154</b>
Turnovers per game	10.8	11.0
Turnover margin	+0.2	-
Assist/turnover ratio	1.2	1.3
<b>Steals</b>	<b>90</b>	<b>88</b>
Steals per game	6.4	6.3
<b>Blocks</b>	<b>45</b>	<b>73</b>
Blocks per game	3.2	5.2
<b>Winning streak</b>	<b>0</b>	<b>-</b>
Home win streak	0	-
<b>Attendance</b>	<b>65250</b>	<b>71642</b>
Home games-Avg/Game	3-21750	6-11940
Neutral site-Avg/Game	-	5-11175

### Team Results

Date	Opponent		Score	Att.
11/08/2024	at Kansas	L	89-92	15300
11/26/2024	vs Auburn	L	72-85	2400
11/27/2024	vs Michigan St.	Lot	91-94	2400
12/04/2024	Alabama	L	79-94	21750
12/17/2024	vs Florida	L	84-90	16058
01/01/2025	at Louisville	L	70-83	14248
01/18/2025	Stanford	L	71-72	21750
01/21/2025	at Wake Forest	L	66-67	12799
01/28/2025	at Pittsburgh	L	65-73	11277
02/01/2025	at Duke	L	70-87	9314
02/10/2025	at Clemson	L	65-85	8704
03/08/2025	Duke	L	69-82	21750
03/14/2025	vs Duke	L	71-74	18116
03/21/2025	vs Ole Miss	L	64-71	16899