



Officials: Angelica Suffren, Ashlee Goode, Kevin Fahy

N.C. Central - 42

Record: 0-1

| NO. | Name | Min | FG | | | 3P | | | FT | | | Rebounds | | | Fouls | | TP | AS | TO | ST | Blocks | | +/- |
|---------------|-------------------|---------|-------|------|------|----|----|-----|----|----|----|----------|----|---|-------|---|----|----|----|----|--------|-----|-----|
| | | | M-A | M-A | M-A | OR | DR | TOT | PF | FD | BS | BA | | | | | | | | | | | |
| 24 | Aniya Finger | F 13:25 | 1-8 | 0-0 | 0-0 | 0 | 0 | 0 | 2 | 0 | 2 | 0 | 3 | 1 | 0 | 3 | 1 | 0 | 3 | 0 | 3 | -32 | |
| 2 | Victoria Morris | G 16:07 | 1-1 | 0-0 | 1-2 | 0 | 2 | 2 | 1 | 1 | 3 | 2 | 0 | 0 | 0 | 0 | 0 | 0 | 0 | 0 | 0 | -15 | |
| 10 | Shakiria Foster | G 16:36 | 2-6 | 1-3 | 0-0 | 2 | 3 | 5 | 4 | 1 | 5 | 1 | 2 | 0 | 0 | 0 | 0 | 0 | 0 | 0 | 0 | -29 | |
| 13 | Kendall Alexander | G 00:08 | 0-0 | 0-0 | 0-0 | 0 | 0 | 0 | 0 | 0 | 0 | 0 | 0 | 0 | 0 | 0 | 0 | 0 | 0 | 0 | 0 | 0 | |
| 23 | Najah Lane | G 23:05 | 0-5 | 0-0 | 3-4 | 0 | 1 | 1 | 2 | 5 | 3 | 2 | 6 | 0 | 1 | 0 | 1 | 0 | 1 | 0 | 0 | -24 | |
| 3 | Morgan Callahan | 38:21 | 3-8 | 0-0 | 0-2 | 1 | 6 | 7 | 3 | 6 | 6 | 0 | 3 | 1 | 0 | 1 | 0 | 1 | 0 | 1 | 0 | -49 | |
| 11 | Amaya Harris | 19:39 | 2-9 | 1-1 | 1-6 | 1 | 0 | 1 | 2 | 3 | 6 | 2 | 4 | 1 | 0 | 2 | 6 | 2 | 4 | 1 | 0 | -28 | |
| 5 | Nia Young | 16:39 | 1-4 | 0-2 | 2-2 | 0 | 1 | 1 | 2 | 2 | 4 | 0 | 0 | 1 | 1 | 0 | 1 | 1 | 0 | 1 | 0 | -21 | |
| 0 | Aysia Hinton | 27:22 | 3-7 | 3-7 | 0-0 | 0 | 2 | 2 | 1 | 1 | 9 | 0 | 0 | 1 | 0 | 0 | 1 | 0 | 0 | 0 | 0 | -23 | |
| 15 | Dianna Blake | 12:13 | 0-0 | 0-0 | 0-0 | 0 | 0 | 0 | 2 | 1 | 0 | 0 | 0 | 0 | 0 | 0 | 0 | 0 | 1 | 0 | 0 | -7 | |
| 12 | Aaliyah Grant | 14:49 | 2-8 | 0-0 | 0-0 | 0 | 1 | 1 | 0 | 1 | 4 | 0 | 0 | 0 | 0 | 0 | 0 | 0 | 0 | 0 | 0 | -9 | |
| 4 | Tierney Coleman | 01:36 | 0-1 | 0-1 | 0-0 | 0 | 0 | 0 | 0 | 0 | 0 | 0 | 0 | 0 | 0 | 0 | 0 | 0 | 0 | 0 | 0 | -3 | |
| Team | | | | | | 0 | 0 | 0 | 0 | 0 | 0 | 0 | 1 | | | | | | | | | | |
| Totals | | | 15-57 | 5-14 | 7-16 | 4 | 16 | 20 | 19 | 21 | 42 | 7 | 19 | 5 | 3 | 6 | 48 | | | | | | |

| Shooting By Period | | |
|---------------------|-------|-------|
| 1 st FG% | 4-13 | 30.8% |
| 3PT% | 0-2 | 0.0% |
| FT% | 1-4 | 25% |
| 2 nd FG% | 4-18 | 22.2% |
| 3PT% | 2-4 | 50.0% |
| FT% | 2-2 | 100% |
| 3 rd FG% | 4-17 | 23.5% |
| 3PT% | 2-3 | 66.7% |
| FT% | 2-4 | 50% |
| 4 th FG% | 3-9 | 33.3% |
| 3PT% | 1-5 | 20.0% |
| FT% | 2-6 | 33.3% |
| GM FG% | 15-57 | 26.3% |
| 3PT% | 5-14 | 35.7% |
| FT% | 7-16 | 43.8% |

Major Fouls: NONE

Dead Ball Rebounds: 7, 5

North Carolina - 90

Record: 1-0

| NO. | Name | Min | FG | | | 3P | | | FT | | | Rebounds | | | Fouls | | TP | AS | TO | ST | Blocks | | +/- |
|---------------|-------------------|---------|-------|------|-------|----|----|-----|----|----|----|----------|----|----|-------|---|----|----|----|----|--------|--|-----|
| | | | M-A | M-A | M-A | OR | DR | TOT | PF | FD | BS | BA | | | | | | | | | | | |
| 2 | Nyla Harris | F 20:13 | 4-7 | 0-0 | 4-5 | 3 | 7 | 10 | 1 | 6 | 12 | 1 | 2 | 1 | 2 | 0 | 39 | | | | | | |
| 21 | Ciera Toomey | F 25:20 | 5-6 | 1-1 | 2-2 | 5 | 6 | 11 | 2 | 1 | 13 | 2 | 2 | 1 | 4 | 0 | 42 | | | | | | |
| 10 | Reniya Kelly | G 05:07 | 0-1 | 0-0 | 0-0 | 0 | 1 | 1 | 0 | 1 | 0 | 1 | 0 | 1 | 0 | 0 | 11 | | | | | | |
| 17 | Elina Aarnisalo | G 27:49 | 6-11 | 1-3 | 0-1 | 0 | 3 | 3 | 3 | 1 | 13 | 3 | 1 | 0 | 0 | 1 | 48 | | | | | | |
| 24 | Indya Nivar | G 21:26 | 6-11 | 0-1 | 1-2 | 0 | 4 | 4 | 3 | 2 | 13 | 2 | 4 | 4 | 0 | 0 | 35 | | | | | | |
| 3 | Taliyah Henderson | 13:50 | 1-2 | 0-1 | 3-6 | 1 | 3 | 4 | 1 | 5 | 5 | 1 | 0 | 0 | 0 | 0 | 8 | | | | | | |
| 7 | Nyla Brooks | 22:27 | 6-12 | 3-6 | 0-3 | 0 | 4 | 4 | 1 | 3 | 15 | 2 | 2 | 1 | 0 | 1 | 23 | | | | | | |
| 26 | Taissa Queiroz | 15:36 | 1-1 | 0-0 | 0-0 | 0 | 6 | 6 | 1 | 0 | 2 | 0 | 3 | 2 | 0 | 0 | 3 | | | | | | |
| 4 | Laila Hull | 18:48 | 1-4 | 1-3 | 0-0 | 0 | 1 | 1 | 4 | 0 | 3 | 2 | 3 | 0 | 0 | 0 | 11 | | | | | | |
| 1 | Jordan Zubich | 12:49 | 3-6 | 2-5 | 0-0 | 0 | 1 | 1 | 2 | 0 | 8 | 0 | 0 | 0 | 0 | 0 | 10 | | | | | | |
| 5 | Liza Astakhova | 08:31 | 3-6 | 0-0 | 0-0 | 2 | 1 | 3 | 3 | 0 | 6 | 1 | 2 | 0 | 0 | 0 | 5 | | | | | | |
| 15 | Sydney Barker | 08:04 | 0-1 | 0-0 | 0-0 | 0 | 0 | 0 | 0 | 0 | 0 | 1 | 0 | 0 | 0 | 1 | 5 | | | | | | |
| Team | | | | | | 0 | 0 | 0 | 0 | 0 | 0 | 0 | 0 | | | | | | | | | | |
| Totals | | | 36-68 | 8-20 | 10-19 | 11 | 37 | 48 | 21 | 19 | 90 | 16 | 19 | 10 | 6 | 3 | 48 | | | | | | |

| Shooting By Period | | |
|---------------------|-------|-------|
| 1 st FG% | 10-16 | 62.5% |
| 3PT% | 2-4 | 50.0% |
| FT% | 1-3 | 33.3% |
| 2 nd FG% | 12-20 | 60.0% |
| 3PT% | 3-6 | 50.0% |
| FT% | 3-5 | 60% |
| 3 rd FG% | 8-16 | 50.0% |
| 3PT% | 2-5 | 40.0% |
| FT% | 5-7 | 71.4% |
| 4 th FG% | 6-16 | 37.5% |
| 3PT% | 1-5 | 20.0% |
| FT% | 1-4 | 25% |
| GM FG% | 36-68 | 52.9% |
| 3PT% | 8-20 | 40.0% |
| FT% | 10-19 | 52.6% |

Major Fouls: NONE

Dead Ball Rebounds: 9, 3

| | NCCU | UNC |
|------------------|--------------------------|---------------------------|
| Biggest lead | 2 (1 st 9:15) | 48 (4 th 0:01) |
| Best Scoring Run | 6 (2 nd 8:53) | 17 (2 nd 5:34) |
| Lead Changes | 1 | |
| Times Tied | 1 | |
| Time with Lead | 00:07 | 38:44 |

| | NCCU | UNC |
|---------------|------|-----|
| Points from | 18 | 24 |
| Turnovers | 18 | 24 |
| Paint | 18 | 54 |
| Second Chance | 3 | 17 |
| Fast Breaks | 0 | 21 |
| Bench | 29 | 39 |

| | Period by Period Scoring | | | | |
|------|--------------------------|-----|-----|-----|-----|
| | 1st | 2nd | 3rd | 4th | TOT |
| NCCU | 9 | 12 | 12 | 9 | 42 |
| UNC | 23 | 30 | 23 | 14 | 90 |



Quarter 1

Quarter Starters:

| | | | | | |
|-------------|------------|-------------|----------------|-------------|-------------|
| UNC | 2 Harris N | 10 Kelly R | 17 Aarnisalo E | 21 Toomey C | 24 Nivar I |
| NCCU | 2 Morris V | 10 Foster S | 13 Alexander K | 23 Lane N | 24 Finger A |

| Game Time | UNC | Score | Diff | NCCU |
|-----------|---|-------------|-----------|---|
| 10:00 | 21 TOOMEY C jumpball lost | | | 13 ALEXANDER K jumpball won |
| 09:52 | | | | 24 FINGER A turnover travel (1) |
| 09:52 | | | | 13 ALEXANDER K substitution out |
| 09:52 | | | | 3 CALLAHAN M substitution in |
| 09:35 | 2 HARRIS N turnover sec 3 (1) | | | |
| 09:15 | | 0-2 | -2 | 24 FINGER A 2pt FG from turnover in the paint, layup made (2) |
| 09:15 | | | | 2 MORRIS V assist (1) |
| 09:08 | 2 HARRIS N 2pt FG fast break in the paint, layup made (2) | 2-2 | 0 | |
| 09:08 | 17 AARNISALO E assist (1) | | | |
| 08:50 | 24 NIVAR I steal (1) | | | 24 FINGER A turnover lost ball (out of bounds) (2) |
| 08:44 | 24 NIVAR I foul received (1) | | | 23 LANE N foul shooting (1 - 1) |
| 08:44 | 24 NIVAR I free throw fast break 1 - 2 missed | | | |
| 08:44 | offensive dead ball rebound (1) | | | |
| 08:44 | 24 NIVAR I free throw fast break 2 - 2 made (1) | 3-2 | 1 | |
| 08:32 | 10 KELLY R foul received (1) | | | 10 FOSTER S foul offensive (1 - 2) |
| 08:32 | | | | 10 FOSTER S turnover offensive (1) |
| 08:32 | | | | 23 LANE N substitution out |
| 08:32 | | | | 11 HARRIS A substitution in |
| 08:19 | 2 HARRIS N 2pt FG from turnover in the paint, layup made (4) | 5-2 | 3 | |
| 08:19 | 21 TOOMEY C assist (1) | | | |
| 08:07 | | | | 24 FINGER A 2pt FG in the paint, layup blocked |
| 08:07 | 21 TOOMEY C block (1) | | | |
| 08:00 | | | | 10 FOSTER S offensive rebound (1) |
| 07:59 | 10 KELLY R steal (1) | | | 3 CALLAHAN M turnover lost ball (out of bounds) (1) |
| 07:54 | 17 AARNISALO E 3pt FG fast break from turnover, jump shot made (3) | 8-2 | 6 | |
| 07:54 | 10 KELLY R assist (1) | | | |
| 07:53 | | | | Timeout short |
| 07:53 | Timeout commercial | | | |
| 07:40 | 24 NIVAR I steal (2) | | | 10 FOSTER S turnover lost ball (out of bounds) (2) |
| 07:35 | 24 NIVAR I 2pt FG fast break from turnover in the paint, layup made (3) | 10-2 | 8 | |
| 07:22 | 2 HARRIS N foul shooting (1 - 1) | | | 11 HARRIS A foul received (1) |
| 07:22 | | | | 2 MORRIS V substitution out |
| 07:22 | | | | 5 YOUNG N substitution in |
| 07:22 | | 10-3 | 7 | 11 HARRIS A free throw 1 - 2 made (1) |
| 07:22 | | | | 11 HARRIS A free throw 2 - 2 missed |
| 07:20 | 21 TOOMEY C defensive rebound (1) | | | |
| 07:10 | 21 TOOMEY C turnover bad pass (1) | | | 24 FINGER A steal (1) |
| 07:04 | | | | 24 FINGER A 2pt FG from turnover in the paint, pull up jump shot missed |
| 07:00 | 17 AARNISALO E defensive rebound (1) | | | |
| 06:50 | 17 AARNISALO E 2pt FG in the paint, floating jump shot made (5) | 12-3 | 9 | |



| Game Time | UNC | Score | Diff | NCCU |
|-----------|---|-------------|-----------|---|
| 06:38 | | | | 3 CALLAHAN M 2pt FG outside the paint, jump shot missed |
| 06:35 | 24 NIVAR I defensive rebound (1) | | | |
| 06:31 | 24 NIVAR I 2pt FG in the paint, layup missed | | | |
| 06:27 | | | | 3 CALLAHAN M defensive rebound (1) |
| 06:07 | | | | 5 YOUNG N 2pt FG outside the paint, jump shot missed |
| 06:03 | 10 KELLY R defensive rebound (1) | | | |
| 05:57 | 2 HARRIS N 2pt FG outside the paint, jump shot missed | | | |
| 05:53 | | | | 10 FOSTER S defensive rebound (2) |
| 05:39 | 24 NIVAR I steal (3) | | | 3 CALLAHAN M turnover bad pass (2) |
| 05:35 | 24 NIVAR I 2pt FG fast break from turnover in the paint, driving layup made (5) | 14-3 | 11 | |
| 05:33 | | | | Timeout short |
| 05:33 | 21 TOOMEY C substitution out | | | |
| 05:33 | 3 HENDERSON T substitution in | | | |
| 05:33 | | | | 10 FOSTER S substitution out |
| 05:33 | | | | 24 FINGER A substitution out |
| 05:33 | | | | 0 HINTON A substitution in |
| 05:33 | | | | 15 BLAKE D substitution in |
| 05:10 | 2 HARRIS N foul received (1) | | | 11 HARRIS A foul offensive (1 - 3) |
| 05:10 | | | | 11 HARRIS A turnover offensive (1) |
| 04:54 | 10 KELLY R 2pt FG from turnover in the paint, driving layup missed | | | |
| 04:53 | offensive dead ball rebound (2) | | | |
| 04:53 | 3 HENDERSON T foul received (1) | | | 5 YOUNG N foul personal (1 - 4) |
| 04:53 | 10 KELLY R substitution out | | | |
| 04:53 | 7 BROOKS N substitution in | | | |
| 04:53 | | | | 11 HARRIS A substitution out |
| 04:53 | | | | 23 LANE N substitution in |
| 04:46 | 3 HENDERSON T 3pt FG from turnover second chance, jump shot missed | | | |
| 04:43 | | | | 0 HINTON A defensive rebound (1) |
| 04:27 | 3 HENDERSON T foul personal (1 - 2) | | | 3 CALLAHAN M foul received (1) |
| 04:27 | 2 HARRIS N substitution out | | | |
| 04:27 | 26 QUEIROZ T substitution in | | | |
| 04:27 | | | | 15 BLAKE D substitution out |
| 04:27 | | | | 12 GRANT A substitution in |
| 04:18 | | | | 3 CALLAHAN M 2pt FG in the paint, driving layup missed |
| 04:15 | 3 HENDERSON T defensive rebound (1) | | | |
| 04:05 | 7 BROOKS N 2pt FG in the paint, pull up jump shot missed | | | |
| 04:02 | | | | 5 YOUNG N defensive rebound (1) |
| 03:45 | 24 NIVAR I substitution out | | | |
| 03:45 | 4 HULL L substitution in | | | |
| 03:35 | | | | 23 LANE N 2pt FG outside the paint, jump shot missed |
| 03:30 | 26 QUEIROZ T defensive rebound (1) | | | |
| 03:21 | 17 AARNISALO E 2pt FG in the paint, driving layup made (7) | 16-3 | 13 | |
| 03:03 | | | | 12 GRANT A 2pt FG in the paint, turnaround jump shot missed |
| 02:59 | 26 QUEIROZ T defensive rebound (2) | | | |
| 02:49 | 17 AARNISALO E foul received (1) | | | 3 CALLAHAN M foul shooting (1 - 5) |
| 02:49 | 17 AARNISALO E free throw 1 - 1 missed | | | |
| 02:49 | | | | 12 GRANT A defensive rebound (1) |



N.C. Central at North Carolina

11/03/25 Carmichael Arena, Chapel Hill
2025-26 Women's Basketball

Officials: Angelica Suffren, Ashlee Goode, Kevin Fahy

| Game Time | UNC | Score | Diff | NCCU |
|----------------------|---|-------------|-----------|--|
| 02:49 | | | | 5 YOUNG N substitution out |
| 02:49 | | | | 4 COLEMAN T substitution in |
| 02:49 | | 16-5 | 11 | 12 GRANT A 2pt FG in the paint, jump shot made (2) |
| 02:46 | 3 HENDERSON T 2pt FG in the paint, layup made (2) | 18-5 | 13 | |
| 02:39 | 7 BROOKS N 2pt FG in the paint, layup made (2) | 20-5 | 15 | |
| 02:33 | | 20-7 | 13 | 3 CALLAHAN M 2pt FG in the paint, layup made (2) |
| 02:15 | 4 HULL L 3pt FG , jump shot made (3) | 23-7 | 16 | |
| 02:15 | 7 BROOKS N assist (1) | | | |
| 01:37 | 17 AARNISALO E foul personal (1 - 3) | | | 23 LANE N foul received (1) |
| 01:37 | 3 HENDERSON T substitution out | | | |
| 01:37 | 17 AARNISALO E substitution out | | | |
| 01:37 | 1 ZUBICH J substitution in | | | |
| 01:37 | 5 ASTAKHOVA L substitution in | | | |
| 01:19 | | | | 4 COLEMAN T 3pt FG , jump shot missed |
| 01:15 | 7 BROOKS N defensive rebound (1) | | | |
| 01:13 | 5 ASTAKHOVA L turnover travel (1) | | | |
| 01:13 | | | | 4 COLEMAN T substitution out |
| 01:13 | | | | 2 MORRIS V substitution in |
| 01:08 | | | | 0 HINTON A 3pt FG from turnover, jump shot missed |
| 01:05 | 26 QUEIROZ T defensive rebound (3) | | | |
| 00:58 | 26 QUEIROZ T turnover out of bounds (1) | | | |
| 00:45 | 26 QUEIROZ T steal (1) | | | 23 LANE N turnover bad pass (1) |
| 00:33 | 5 ASTAKHOVA L turnover travel (2) | | | |
| 00:33 | | | | 23 LANE N substitution out |
| 00:33 | | | | 11 HARRIS A substitution in |
| 00:30 | | 23-9 | 14 | 12 GRANT A 2pt FG from turnover in the paint, layup made (4) |
| 00:30 | | | | 11 HARRIS A assist (1) |
| 00:16 | 7 BROOKS N 3pt FG , jump shot missed | | | |
| 00:14 | | | | 3 CALLAHAN M defensive rebound (2) |
| 00:14 | 5 ASTAKHOVA L foul personal (1 - 4) | | | 3 CALLAHAN M foul received (2) |
| 00:05 | 1 ZUBICH J foul shooting (1 - 5) | | | 11 HARRIS A foul received (2) |
| 00:05 | | | | 11 HARRIS A free throw 1 - 2 missed |
| 00:05 | | | | offensive dead ball rebound (1) |
| 00:05 | | | | 11 HARRIS A free throw 2 - 2 missed |
| 00:04 | 7 BROOKS N defensive rebound (2) | | | |
| 00:03 | 7 BROOKS N turnover dribbling violation (1) | | | |
| 00:03 | | | | 3 CALLAHAN M substitution out |
| 00:03 | | | | 12 GRANT A substitution out |
| 00:03 | | | | 5 YOUNG N substitution in |
| 00:03 | | | | 24 FINGER A substitution in |
| END OF PERIOD | | | | |
| UNC 23-9 NCCU | | | | |



Officials: Angelica Suffren, Ashlee Goode, Kevin Fahy

N.C. Central - 9

| NO. | Name | F | Min | FG | 3P | FT | Rebounds | | | Fouls | | TP | AS | TO | ST | Blocks | | +/- |
|---------------|-------------------|---|-------|------|-----|-----|----------|----|-----|-------|----|----|----|----|----|--------|----|-----|
| | | | | M-A | M-A | M-A | OR | DR | TOT | PF | FD | | | | | BS | BA | |
| 24 | Aniya Finger | F | 04:30 | 1-3 | 0-0 | 0-0 | 0 | 0 | 0 | 0 | 0 | 2 | 0 | 2 | 1 | 0 | 1 | -11 |
| 2 | Victoria Morris | G | 03:51 | 0-0 | 0-0 | 0-0 | 0 | 0 | 0 | 0 | 0 | 0 | 1 | 0 | 0 | 0 | 0 | -6 |
| 10 | Shakiria Foster | G | 04:27 | 0-0 | 0-0 | 0-0 | 1 | 1 | 2 | 1 | 0 | 0 | 0 | 2 | 0 | 0 | 0 | -11 |
| 13 | Kendall Alexander | G | 00:08 | 0-0 | 0-0 | 0-0 | 0 | 0 | 0 | 0 | 0 | 0 | 0 | 0 | 0 | 0 | 0 | 0 |
| 23 | Najah Lane | G | 05:47 | 0-1 | 0-0 | 0-0 | 0 | 0 | 0 | 1 | 1 | 0 | 0 | 1 | 0 | 0 | 0 | -6 |
| 3 | Morgan Callahan | | 09:49 | 1-3 | 0-0 | 0-0 | 0 | 2 | 2 | 1 | 2 | 2 | 0 | 2 | 0 | 0 | 0 | -14 |
| 11 | Amaya Harris | | 04:13 | 0-0 | 0-0 | 1-4 | 0 | 0 | 0 | 1 | 2 | 1 | 1 | 1 | 0 | 0 | 0 | -8 |
| 5 | Nia Young | | 04:36 | 0-1 | 0-0 | 0-0 | 0 | 1 | 1 | 1 | 0 | 0 | 0 | 0 | 0 | 0 | 0 | -5 |
| 0 | Aysia Hinton | | 05:33 | 0-1 | 0-1 | 0-0 | 0 | 1 | 1 | 0 | 0 | 0 | 0 | 0 | 0 | 0 | 0 | -3 |
| 15 | Dianna Blake | | 01:06 | 0-0 | 0-0 | 0-0 | 0 | 0 | 0 | 0 | 0 | 0 | 0 | 0 | 0 | 0 | 0 | 0 |
| 12 | Aaliyah Grant | | 04:24 | 2-3 | 0-0 | 0-0 | 0 | 1 | 1 | 0 | 0 | 4 | 0 | 0 | 0 | 0 | 0 | -3 |
| 4 | Tierney Coleman | | 01:36 | 0-1 | 0-1 | 0-0 | 0 | 0 | 0 | 0 | 0 | 0 | 0 | 0 | 0 | 0 | 0 | -3 |
| Team | | | | | | | 0 | 0 | 0 | 0 | 0 | 0 | 0 | 0 | 0 | 0 | 0 | 0 |
| Totals | | | | 4-13 | 0-2 | 1-4 | 1 | 6 | 7 | 5 | 5 | 9 | 2 | 8 | 1 | 0 | 1 | -14 |

| Shooting By Period | | |
|--------------------|------|-------|
| 1st FG% | 4-13 | 30.8% |
| 3PT% | 0-2 | 0.0% |
| FT% | 1-4 | 25% |
| GM FG% | 4-13 | 30.8% |
| 3PT% | 0-2 | 0.0% |
| FT% | 1-4 | 25.0% |

Dead Ball Rebounds: 1, 0

Major Fouls: NONE

North Carolina - 23

| NO. | Name | F | Min | FG | 3P | FT | Rebounds | | | Fouls | | TP | AS | TO | ST | Blocks | | +/- |
|---------------|-------------------|---|-------|-------|-----|-----|----------|----|-----|-------|----|----|----|----|----|--------|----|-----|
| | | | | M-A | M-A | M-A | OR | DR | TOT | PF | FD | | | | | BS | BA | |
| 2 | Nyla Harris | F | 05:33 | 2-3 | 0-0 | 0-0 | 0 | 0 | 0 | 1 | 1 | 4 | 0 | 1 | 0 | 0 | 0 | 11 |
| 21 | Ciera Toomey | F | 04:27 | 0-0 | 0-0 | 0-0 | 0 | 1 | 1 | 0 | 0 | 0 | 1 | 1 | 0 | 1 | 0 | 11 |
| 10 | Reniya Kelly | G | 05:07 | 0-1 | 0-0 | 0-0 | 0 | 1 | 1 | 0 | 1 | 0 | 1 | 0 | 1 | 0 | 0 | 11 |
| 17 | Elina Aarnisalo | G | 08:23 | 3-3 | 1-1 | 0-1 | 0 | 1 | 1 | 1 | 1 | 7 | 1 | 0 | 0 | 0 | 0 | 16 |
| 24 | Indya Nivar | G | 06:15 | 2-3 | 0-0 | 1-2 | 0 | 1 | 1 | 0 | 1 | 5 | 0 | 0 | 3 | 0 | 0 | 11 |
| 3 | Taliyah Henderson | | 03:56 | 1-2 | 0-1 | 0-0 | 0 | 1 | 1 | 1 | 1 | 2 | 0 | 0 | 0 | 0 | 0 | 5 |
| 7 | Nyla Brooks | | 04:53 | 1-3 | 0-1 | 0-0 | 0 | 2 | 2 | 0 | 0 | 2 | 1 | 1 | 0 | 0 | 0 | 3 |
| 26 | Taissa Queiroz | | 04:27 | 0-0 | 0-0 | 0-0 | 0 | 3 | 3 | 0 | 0 | 0 | 0 | 1 | 1 | 0 | 0 | 3 |
| 4 | Laila Hull | | 03:45 | 1-1 | 1-1 | 0-0 | 0 | 0 | 0 | 0 | 0 | 3 | 0 | 0 | 0 | 0 | 0 | 3 |
| 1 | Jordan Zubich | | 01:37 | 0-0 | 0-0 | 0-0 | 0 | 0 | 0 | 1 | 0 | 0 | 0 | 0 | 0 | 0 | 0 | -2 |
| 5 | Liza Astakhova | | 01:37 | 0-0 | 0-0 | 0-0 | 0 | 0 | 0 | 1 | 0 | 0 | 0 | 2 | 0 | 0 | 0 | -2 |
| Team | | | | | | | 0 | 0 | 0 | 0 | 0 | 0 | 0 | 0 | 0 | 0 | 0 | 0 |
| Totals | | | | 10-16 | 2-4 | 1-3 | 0 | 10 | 10 | 5 | 5 | 23 | 4 | 6 | 5 | 1 | 0 | 14 |

| Shooting By Period | | |
|--------------------|-------|-------|
| 1st FG% | 10-16 | 62.5% |
| 3PT% | 2-4 | 50.0% |
| FT% | 1-3 | 33.3% |
| GM FG% | 10-16 | 62.5% |
| 3PT% | 2-4 | 50.0% |
| FT% | 1-3 | 33.3% |

Dead Ball Rebounds: 2, 0

Major Fouls: NONE

| | NCCU | UNC |
|-------------------------|--------------------------|---------------------------|
| Biggest lead | 2 (1 st 9:15) | 16 (1 st 2:15) |
| Best Scoring Run | 2 (1 st 9:15) | 10 (1 st 7:35) |
| Lead Changes | 1 | |
| Times Tied | 1 | |
| Time with Lead | 00:07 | 08:44 |

| | NCCU | UNC |
|----------------------|------|-----|
| Points from | | |
| Turnovers | 4 | 10 |
| Paint | 8 | 16 |
| Second Chance | 0 | 0 |
| Fast Breaks | 0 | 10 |
| Bench | 7 | 7 |

| Period by Period Scoring | | | | | |
|--------------------------|-----|-----|-----|-----|-----|
| | 1st | 2nd | 3rd | 4th | TOT |
| NCCU | 9 | 12 | 12 | 9 | 42 |
| UNC | 23 | 30 | 23 | 14 | 90 |



Quarter 2

Quarter Starters:

| | | | | | |
|-------------|------------|------------|-----------|-------------|-------------|
| UNC | 1 Zubich J | 2 Harris N | 4 Hull L | 21 Toomey C | 24 Nivar I |
| NCCU | 0 Hinton A | 2 Morris V | 5 Young N | 11 Harris A | 24 Finger A |

| Game Time | UNC | Score | Diff | NCCU |
|-----------|--|--------------|-----------|--|
| 10:00 | 5 ASTAKHOVA L substitution out | | | |
| 10:00 | 7 BROOKS N substitution out | | | |
| 10:00 | 26 QUEIROZ T substitution out | | | |
| 10:00 | 2 HARRIS N substitution in | | | |
| 10:00 | 21 TOOMEY C substitution in | | | |
| 10:00 | 24 NIVAR I substitution in | | | |
| 09:48 | 1 ZUBICH J 3pt FG , jump shot missed | | | |
| 09:48 | | | | defensive dead ball rebound (2) |
| 09:41 | | | | 11 HARRIS A 2pt FG in the paint, layup blocked |
| 09:41 | 2 HARRIS N block (1) | | | |
| 09:36 | 2 HARRIS N defensive rebound (1) | | | |
| 09:32 | 24 NIVAR I 2pt FG in the paint, driving layup made (7) | 25-9 | 16 | |
| 09:13 | | 25-12 | 13 | 0 HINTON A 3pt FG , jump shot made (3) |
| 09:13 | | | | 11 HARRIS A assist (2) |
| 09:02 | 24 NIVAR I turnover lost ball (out of bounds) (1) | | | 0 HINTON A steal (1) |
| 08:59 | jump ball situation | | | |
| 08:59 | | | | 0 HINTON A substitution out |
| 08:59 | | | | 2 MORRIS V substitution out |
| 08:59 | | | | 11 HARRIS A substitution out |
| 08:59 | | | | 3 CALLAHAN M substitution in |
| 08:59 | | | | 10 FOSTER S substitution in |
| 08:59 | | | | 23 LANE N substitution in |
| 08:53 | | 25-15 | 10 | 10 FOSTER S 3pt FG from turnover, jump shot made (3) |
| 08:53 | | | | 23 LANE N assist (1) |
| 08:38 | 2 HARRIS N foul received (2) | | | 5 YOUNG N foul personal (2 - 1) |
| 08:38 | 4 HULL L substitution out | | | |
| 08:38 | 17 AARNISALO E substitution in | | | |
| 08:24 | 17 AARNISALO E 2pt FG in the paint, floating jump shot made (9) | 27-15 | 12 | |
| 08:16 | | | | 5 YOUNG N 3pt FG , jump shot missed |
| 08:13 | 17 AARNISALO E defensive rebound (2) | | | |
| 08:09 | 1 ZUBICH J 3pt FG fast break, jump shot made (3) | 30-15 | 15 | |
| 08:09 | 24 NIVAR I assist (1) | | | |
| 07:57 | 24 NIVAR I steal (4) | | | 24 FINGER A turnover bad pass (3) |
| 07:53 | 24 NIVAR I 2pt FG from turnover in the paint, layup missed | | | |
| 07:51 | 2 HARRIS N offensive rebound (2) | | | |
| 07:51 | 2 HARRIS N 2pt FG from turnover second chance in the paint, layup made (6) | 32-15 | 17 | |
| 07:51 | 2 HARRIS N foul received (3) | | | 3 CALLAHAN M foul shooting (2 - 2) |
| 07:51 | 2 HARRIS N free throw 1 - 1 made (7) | 33-15 | 18 | |
| 07:51 | | | | 5 YOUNG N substitution out |
| 07:51 | | | | 0 HINTON A substitution in |
| 07:35 | | | | 24 FINGER A 2pt FG outside the paint, jump shot missed |
| 07:33 | 2 HARRIS N defensive rebound (3) | | | |



N.C. Central at North Carolina

11/03/25 Carmichael Arena, Chapel Hill
2025-26 Women's Basketball

Officials: Angelica Suffren, Ashlee Goode, Kevin Fahy

| Game Time | UNC | Score | Diff | NCCU |
|-----------|--|--------------|-----------|--|
| 07:19 | 17 AARNISALO E 2pt FG in the paint, layup made (11) | 35-15 | 20 | |
| 07:08 | 24 NIVAR I foul personal (1 - 1) | | | 10 FOSTER S foul received (1) |
| 06:57 | | | | 10 FOSTER S 2pt FG outside the paint, step back jump shot missed |
| 06:54 | 21 TOOMEY C defensive rebound (2) | | | |
| 06:48 | 1 ZUBICH J 3pt FG , jump shot missed | | | |
| 06:43 | 21 TOOMEY C offensive rebound (3) | | | |
| 06:43 | 21 TOOMEY C 2pt FG second chance in the paint, tip-in layup made (2) | 37-15 | 22 | |
| 06:34 | | | | 23 LANE N 2pt FG in the paint, driving layup missed |
| 06:31 | 24 NIVAR I defensive rebound (2) | | | |
| 06:30 | 24 NIVAR I foul received (2) | | | 10 FOSTER S foul personal (2 - 3) |
| 06:30 | 1 ZUBICH J substitution out | | | |
| 06:30 | 7 BROOKS N substitution in | | | |
| 06:30 | | | | 24 FINGER A substitution out |
| 06:30 | | | | 12 GRANT A substitution in |
| 06:17 | 21 TOOMEY C 2pt FG in the paint, turnaround jump shot missed | | | |
| 06:14 | | | | 10 FOSTER S defensive rebound (3) |
| 06:04 | | | | 23 LANE N substitution out |
| 06:04 | | | | 11 HARRIS A substitution in |
| 05:49 | | | | 11 HARRIS A 2pt FG in the paint, jump shot missed |
| 05:45 | 24 NIVAR I defensive rebound (3) | | | |
| 05:44 | 24 NIVAR I 2pt FG in the paint, layup made (9) | 39-15 | 24 | |
| 05:41 | | | | 10 FOSTER S 3pt FG , jump shot missed |
| 05:38 | 21 TOOMEY C defensive rebound (4) | | | |
| 05:34 | 7 BROOKS N 3pt FG fast break, jump shot made (5) | 42-15 | 27 | |
| 05:34 | 17 AARNISALO E assist (2) | | | |
| 05:09 | | | | 12 GRANT A 2pt FG outside the paint, jump shot missed |
| 05:07 | 2 HARRIS N defensive rebound (4) | | | |
| 04:57 | 7 BROOKS N 2pt FG in the paint, layup missed | | | |
| 04:53 | 21 TOOMEY C offensive rebound (5) | | | |
| 04:49 | Timeout commercial | | | |
| 04:49 | 21 TOOMEY C substitution out | | | |
| 04:49 | 24 NIVAR I substitution out | | | |
| 04:49 | 3 HENDERSON T substitution in | | | |
| 04:49 | 4 HULL L substitution in | | | |
| 04:49 | | | | 3 CALLAHAN M substitution out |
| 04:49 | | | | 10 FOSTER S substitution out |
| 04:49 | | | | 2 MORRIS V substitution in |
| 04:49 | | | | 15 BLAKE D substitution in |
| 04:48 | 4 HULL L turnover bad pass (1) | | | 11 HARRIS A steal (1) |
| 04:43 | | | | 11 HARRIS A 2pt FG from turnover in the paint, layup missed |
| 04:34 | | | | 11 HARRIS A offensive rebound (1) |
| 04:34 | | 42-17 | 25 | 11 HARRIS A 2pt FG from turnover second chance in the paint, tip-in layup made (3) |
| 04:30 | 2 HARRIS N 2pt FG in the paint, layup made (9) | 44-17 | 27 | |
| 04:30 | 7 BROOKS N assist (2) | | | |
| 04:22 | 4 HULL L foul personal (1 - 2) | | | 12 GRANT A foul received (1) |
| 04:22 | | | | 2 MORRIS V substitution out |
| 04:22 | | | | 11 HARRIS A substitution out |



N.C. Central at North Carolina

11/03/25 Carmichael Arena, Chapel Hill
2025-26 Women's Basketball

Officials: Angelica Suffren, Ashlee Goode, Kevin Fahy

| Game Time | UNC | Score | Diff | NCCU |
|-----------|---|--------------|-----------|--|
| 04:22 | | | | 12 GRANT A substitution out |
| 04:22 | | | | 3 CALLAHAN M substitution in |
| 04:22 | | | | 10 FOSTER S substitution in |
| 04:22 | | | | 23 LANE N substitution in |
| 04:06 | | | | 3 CALLAHAN M 2pt FG in the paint, driving layup missed |
| 04:02 | 3 HENDERSON T defensive rebound (2) | | | |
| 03:59 | 7 BROOKS N 2pt FG in the paint, layup blocked | | | |
| 03:59 | | | | 15 BLAKE D block (1) |
| 03:59 | offensive dead ball rebound (3) | | | |
| 03:56 | 17 AARNISALO E 3pt FG second chance, jump shot missed | | | |
| 03:53 | 2 HARRIS N offensive rebound (5) | | | |
| 03:51 | 7 BROOKS N 3pt FG second chance, jump shot made (8) | 47-17 | 30 | |
| 03:51 | 2 HARRIS N assist (1) | | | |
| 03:37 | | | | 23 LANE N turnover bad pass (2) |
| 03:25 | 3 HENDERSON T foul received (2) | | | 10 FOSTER S foul shooting (3 - 4) |
| 03:25 | 3 HENDERSON T free throw 1 - 2 made (3) | 48-17 | 31 | |
| 03:25 | 3 HENDERSON T free throw 2 - 2 made (4) | 49-17 | 32 | |
| 03:25 | 2 HARRIS N substitution out | | | |
| 03:25 | 26 QUEIROZ T substitution in | | | |
| 03:25 | | | | 15 BLAKE D substitution out |
| 03:25 | | | | 12 GRANT A substitution in |
| 03:02 | 17 AARNISALO E foul personal (2 - 3) | | | 23 LANE N foul received (2) |
| 02:58 | | | | 12 GRANT A 2pt FG in the paint, jump shot missed |
| 02:55 | 26 QUEIROZ T defensive rebound (4) | | | |
| 02:38 | 26 QUEIROZ T foul offensive (1 - 4) | | | 3 CALLAHAN M foul received (3) |
| 02:38 | 26 QUEIROZ T turnover offensive (2) | | | |
| 02:38 | 17 AARNISALO E substitution out | | | |
| 02:38 | 15 BARKER S substitution in | | | |
| 02:25 | 4 HULL L foul shooting (2 - 5) | | | 23 LANE N foul received (3) |
| 02:25 | | 49-18 | 31 | 23 LANE N free throw 1 - 2 made (1) |
| 02:25 | | 49-19 | 30 | 23 LANE N free throw 2 - 2 made (2) |
| 02:20 | Timeout short | | | |
| 02:19 | 3 HENDERSON T foul received (3) | | | 10 FOSTER S foul personal (4 - 5) |
| 02:19 | | | | 10 FOSTER S substitution out |
| 02:19 | | | | 2 MORRIS V substitution in |
| 02:19 | 3 HENDERSON T free throw 1 - 2 missed | | | |
| 02:19 | offensive dead ball rebound (4) | | | |
| 02:19 | 3 HENDERSON T free throw 2 - 2 missed | | | |
| 02:19 | | | | 23 LANE N defensive rebound (1) |
| 02:13 | 3 HENDERSON T foul received (4) | | | 23 LANE N foul offensive (2 - 6) |
| 02:13 | | | | 23 LANE N turnover offensive (3) |
| 01:50 | 4 HULL L turnover bad pass (2) | | | |
| 01:33 | | | | 23 LANE N 2pt FG from turnover in the paint, layup missed |
| 01:31 | | | | offensive dead ball rebound (3) |
| 01:28 | | | | 12 GRANT A 2pt FG from turnover second chance in the paint, layup missed |
| 01:26 | 26 QUEIROZ T defensive rebound (5) | | | |
| 01:22 | 4 HULL L 2pt FG in the paint, driving layup missed | | | |
| 01:21 | | | | defensive dead ball rebound (4) |



Official Basketball Play by Play - 2nd Period

N.C. Central at North Carolina

11/03/25 Carmichael Arena, Chapel Hill
2025-26 Women's Basketball

Game Time: 11:00 AM

Game Duration: 1:52

Attendance: 6,336

Officials: Angelica Suffren, Ashlee Goode, Kevin Fahy

| Game Time | UNC | Score | Diff | NCCU |
|-----------------------|--|--------------|-----------|--|
| 01:10 | | | | 3 CALLAHAN M turnover travel (3) |
| 00:50 | 26 QUEIROZ T 2pt FG from turnover in the paint, layup made (2) | 51-19 | 32 | |
| 00:50 | 3 HENDERSON T assist (1) | | | |
| 00:33 | | 51-21 | 30 | 3 CALLAHAN M 2pt FG in the paint, driving layup made (4) |
| 00:27 | 7 BROOKS N 2pt FG fast break in the paint, layup made (10) | 53-21 | 32 | |
| 00:27 | 15 BARKER S assist (1) | | | |
| 00:01 | | | | 23 LANE N 2pt FG in the paint, driving layup missed |
| 00:00 | 7 BROOKS N defensive rebound (3) | | | |
| END OF PERIOD | | | | |
| UNC 53-21 NCCU | | | | |



N.C. Central - 12

| NO. | Name | F | Min | FG | | | Rebounds | | | Fouls | | TP | AS | TO | ST | Blocks | | +/- |
|---------------|-------------------|---|-------|------|-----|-----|----------|----|-----|-------|----|----|----|----|----|--------|----|-----|
| | | | | M-A | M-A | M-A | OR | DR | TOT | PF | FD | | | | | BS | BA | |
| 24 | Aniya Finger | F | 03:30 | 0-1 | 0-0 | 0-0 | 0 | 0 | 0 | 0 | 0 | 0 | 0 | 1 | 0 | 0 | 0 | -8 |
| 2 | Victoria Morris | G | 03:47 | 0-0 | 0-0 | 0-0 | 0 | 0 | 0 | 0 | 0 | 0 | 0 | 0 | 0 | 0 | 0 | -1 |
| 10 | Shakiria Foster | G | 06:13 | 1-3 | 1-2 | 0-0 | 0 | 1 | 1 | 3 | 1 | 3 | 0 | 0 | 0 | 0 | 0 | -17 |
| 13 | Kendall Alexander | G | 00:00 | 0-0 | 0-0 | 0-0 | 0 | 0 | 0 | 0 | 0 | 0 | 0 | 0 | 0 | 0 | 0 | 0 |
| 23 | Najah Lane | G | 07:17 | 0-3 | 0-0 | 2-2 | 0 | 1 | 1 | 1 | 2 | 2 | 1 | 2 | 0 | 0 | 0 | -14 |
| 5 | Nia Young | | 02:09 | 0-1 | 0-1 | 0-0 | 0 | 0 | 0 | 1 | 0 | 0 | 0 | 0 | 0 | 0 | 0 | -4 |
| 3 | Morgan Callahan | | 08:32 | 1-2 | 0-0 | 0-0 | 0 | 0 | 0 | 1 | 1 | 2 | 0 | 1 | 0 | 0 | 0 | -19 |
| 0 | Aysia Hinton | | 08:52 | 1-1 | 1-1 | 0-0 | 0 | 0 | 0 | 0 | 0 | 3 | 0 | 0 | 1 | 0 | 0 | -13 |
| 12 | Aaliyah Grant | | 05:33 | 0-3 | 0-0 | 0-0 | 0 | 0 | 0 | 0 | 1 | 0 | 0 | 0 | 0 | 0 | 0 | -5 |
| 11 | Amaya Harris | | 02:43 | 1-4 | 0-0 | 0-0 | 1 | 0 | 1 | 0 | 0 | 2 | 1 | 0 | 1 | 0 | 1 | -4 |
| 15 | Dianna Blake | | 01:24 | 0-0 | 0-0 | 0-0 | 0 | 0 | 0 | 0 | 0 | 0 | 0 | 0 | 0 | 1 | 0 | -5 |
| Team | | | | | | | 0 | 0 | 0 | 0 | 0 | 0 | 0 | 0 | 0 | 0 | 0 | |
| Totals | | | | 4-18 | 2-4 | 2-2 | 1 | 2 | 3 | 6 | 5 | 12 | 2 | 4 | 2 | 1 | 1 | -18 |

| Shooting By Period | | |
|---------------------|------|--------|
| 2 nd FG% | 4-18 | 22.2% |
| 3PT% | 2-4 | 50.0% |
| FT% | 2-2 | 100% |
| GM FG% | 4-18 | 22.2% |
| 3PT% | 2-4 | 50.0% |
| FT% | 2-2 | 100.0% |

Dead Ball Rebounds: 1, 2

Major Fouls: NONE

North Carolina - 30

| NO. | Name | F | Min | FG | | | Rebounds | | | Fouls | | TP | AS | TO | ST | Blocks | | +/- |
|---------------|-------------------|---|-------|-------|-----|-----|----------|----|-----|-------|----|----|----|----|----|--------|----|-----|
| | | | | M-A | M-A | M-A | OR | DR | TOT | PF | FD | | | | | BS | BA | |
| 2 | Nyla Harris | F | 06:35 | 2-2 | 0-0 | 1-1 | 2 | 3 | 5 | 0 | 2 | 5 | 1 | 0 | 0 | 1 | 0 | 18 |
| 21 | Ciera Toomey | F | 05:11 | 1-2 | 0-0 | 0-0 | 2 | 2 | 4 | 0 | 0 | 2 | 0 | 0 | 0 | 0 | 0 | 13 |
| 10 | Reniya Kelly | G | 00:00 | 0-0 | 0-0 | 0-0 | 0 | 0 | 0 | 0 | 0 | 0 | 0 | 0 | 0 | 0 | 0 | 0 |
| 17 | Elina Aarnisalo | G | 06:00 | 2-3 | 0-1 | 0-0 | 0 | 1 | 1 | 1 | 0 | 4 | 1 | 0 | 0 | 0 | 0 | 22 |
| 24 | Indya Nivar | G | 05:11 | 2-3 | 0-0 | 0-0 | 0 | 2 | 2 | 1 | 1 | 4 | 1 | 1 | 1 | 0 | 0 | 13 |
| 1 | Jordan Zubich | | 03:30 | 1-3 | 1-3 | 0-0 | 0 | 0 | 0 | 0 | 0 | 3 | 0 | 0 | 0 | 0 | 0 | 8 |
| 5 | Liza Astakhova | | 00:00 | 0-0 | 0-0 | 0-0 | 0 | 0 | 0 | 0 | 0 | 0 | 0 | 0 | 0 | 0 | 0 | 0 |
| 7 | Nyla Brooks | | 06:30 | 3-5 | 2-2 | 0-0 | 0 | 1 | 1 | 0 | 0 | 8 | 1 | 0 | 0 | 0 | 1 | 10 |
| 3 | Taliyah Henderson | | 04:49 | 0-0 | 0-0 | 2-4 | 0 | 1 | 1 | 0 | 3 | 2 | 1 | 0 | 0 | 0 | 0 | 5 |
| 4 | Laila Hull | | 06:11 | 0-1 | 0-0 | 0-0 | 0 | 0 | 0 | 2 | 0 | 0 | 0 | 2 | 0 | 0 | 0 | 1 |
| 26 | Taissa Queiroz | | 03:25 | 1-1 | 0-0 | 0-0 | 0 | 2 | 2 | 1 | 0 | 2 | 0 | 1 | 0 | 0 | 0 | 0 |
| 15 | Sydney Barker | | 02:38 | 0-0 | 0-0 | 0-0 | 0 | 0 | 0 | 0 | 0 | 0 | 1 | 0 | 0 | 0 | 0 | 0 |
| Team | | | | | | | 0 | 0 | 0 | 0 | 0 | 0 | 0 | 0 | 0 | 0 | 0 | |
| Totals | | | | 12-20 | 3-6 | 3-5 | 4 | 12 | 16 | 5 | 6 | 30 | 6 | 4 | 1 | 1 | 1 | 18 |

| Shooting By Period | | |
|---------------------|-------|-------|
| 2 nd FG% | 12-20 | 60.0% |
| 3PT% | 3-6 | 50.0% |
| FT% | 3-5 | 60% |
| GM FG% | 12-20 | 60.0% |
| 3PT% | 3-6 | 50.0% |
| FT% | 3-5 | 60.0% |

Dead Ball Rebounds: 2, 0

Major Fouls: NONE

| | NCCU | UNC |
|------------------|---------------------------|---------------------------|
| Biggest lead | 0 (1 st 10:00) | 32 (2 nd 3:25) |
| Best Scoring Run | 6 (2 nd 8:53) | 17 (2 nd 5:34) |
| Lead Changes | 0 | |
| Times Tied | 0 | |
| Time with Lead | 00:00 | 09:48 |

| | NCCU | UNC |
|---------------|------|-----|
| Points from | | |
| Turnovers | 7 | 7 |
| Paint | 4 | 18 |
| Second Chance | 2 | 8 |
| Fast Breaks | 0 | 8 |
| Bench | 7 | 15 |

| | Period by Period Scoring | | | | |
|------|--------------------------|-----|-----|-----|-----|
| | 1st | 2nd | 3rd | 4th | TOT |
| NCCU | 9 | 12 | 12 | 9 | 42 |
| UNC | 23 | 30 | 23 | 14 | 90 |



Officials: Angelica Suffren, Ashlee Goode, Kevin Fahy

N.C. Central - 21

| NO. | Name | F | Min | FG | | | 3P | | | FT | | | Rebounds | | | Fouls | | TP | AS | TO | ST | Blocks | | +/- | |
|---------------|-------------------|---|-------|------|-----|-----|----|----|-----|----|----|----|----------|----|---|-------|---|----|----|----|----|--------|---|-----|-----|
| | | | | M-A | M-A | M-A | OR | DR | TOT | PF | FD | BS | BA | | | | | | | | | | | | |
| 24 | Aniya Finger | F | 08:00 | 1-4 | 0-0 | 0-0 | 0 | 0 | 0 | 0 | 0 | 0 | 0 | 0 | 0 | 2 | 0 | 3 | 1 | 0 | 1 | 0 | 1 | -19 | |
| 2 | Victoria Morris | G | 07:38 | 0-0 | 0-0 | 0-0 | 0 | 0 | 0 | 0 | 0 | 0 | 0 | 0 | 0 | 0 | 1 | 0 | 0 | 0 | 0 | 0 | 0 | -7 | |
| 10 | Shakiria Foster | G | 10:40 | 1-3 | 1-2 | 0-0 | 1 | 2 | 3 | 4 | 1 | 3 | 0 | 2 | 0 | 0 | 0 | 2 | 0 | 0 | 0 | 0 | 0 | -28 | |
| 13 | Kendall Alexander | G | 00:08 | 0-0 | 0-0 | 0-0 | 0 | 0 | 0 | 0 | 0 | 0 | 0 | 0 | 0 | 0 | 0 | 0 | 0 | 0 | 0 | 0 | 0 | 0 | |
| 23 | Najah Lane | G | 13:04 | 0-4 | 0-0 | 2-2 | 0 | 1 | 1 | 2 | 3 | 2 | 1 | 3 | 0 | 0 | 3 | 0 | 0 | 0 | 0 | 0 | 0 | -20 | |
| 3 | Morgan Callahan | | 18:21 | 2-5 | 0-0 | 0-0 | 0 | 2 | 2 | 2 | 3 | 4 | 0 | 3 | 0 | 0 | 3 | 0 | 0 | 0 | 0 | 0 | 0 | -33 | |
| 11 | Amaya Harris | | 06:56 | 1-4 | 0-0 | 1-4 | 1 | 0 | 1 | 1 | 2 | 3 | 2 | 1 | 1 | 1 | 0 | 1 | 0 | 1 | 0 | 1 | 0 | -12 | |
| 5 | Nia Young | | 06:45 | 0-2 | 0-1 | 0-0 | 0 | 1 | 1 | 2 | 0 | 0 | 0 | 0 | 0 | 0 | 0 | 0 | 0 | 0 | 0 | 0 | 0 | -9 | |
| 0 | Aysia Hinton | | 14:25 | 1-2 | 1-2 | 0-0 | 0 | 1 | 1 | 0 | 0 | 3 | 0 | 0 | 1 | 0 | 0 | 1 | 0 | 0 | 0 | 0 | 0 | -16 | |
| 15 | Dianna Blake | | 02:30 | 0-0 | 0-0 | 0-0 | 0 | 0 | 0 | 0 | 0 | 0 | 0 | 0 | 0 | 0 | 0 | 0 | 0 | 0 | 1 | 0 | 0 | -5 | |
| 12 | Aaliyah Grant | | 09:57 | 2-6 | 0-0 | 0-0 | 0 | 1 | 1 | 0 | 1 | 4 | 0 | 0 | 0 | 0 | 0 | 0 | 0 | 0 | 0 | 0 | 0 | -8 | |
| 4 | Tierney Coleman | | 01:36 | 0-1 | 0-1 | 0-0 | 0 | 0 | 0 | 0 | 0 | 0 | 0 | 0 | 0 | 0 | 0 | 0 | 0 | 0 | 0 | 0 | 0 | -3 | |
| Team | | | | | | | 0 | 0 | 0 | 0 | 0 | 0 | 0 | 0 | 0 | 0 | 0 | 0 | 0 | 0 | 0 | 0 | 0 | | |
| Totals | | | | 8-31 | 2-6 | 3-6 | 2 | 8 | 10 | 11 | 10 | 21 | 4 | 12 | 3 | 1 | 2 | | | | | | | | -32 |

| Shooting By Period | | |
|---------------------|------|-------|
| 1 st FG% | 4-13 | 30.8% |
| 3PT% | 0-2 | 0.0% |
| FT% | 1-4 | 25% |
| 2 nd FG% | 4-18 | 22.2% |
| 3PT% | 2-4 | 50.0% |
| FT% | 2-2 | 100% |
| GM FG% | 8-31 | 25.8% |
| 3PT% | 2-6 | 33.3% |
| FT% | 3-6 | 50.0% |

Dead Ball Rebounds: 2, 2

Major Fouls: NONE

North Carolina - 53

| NO. | Name | F | Min | FG | | | 3P | | | FT | | | Rebounds | | | Fouls | | TP | AS | TO | ST | Blocks | | +/- |
|---------------|-------------------|---|-------|-------|------|-----|----|----|-----|----|----|----|----------|----|---|-------|---|----|----|----|----|--------|----|-----|
| | | | | M-A | M-A | M-A | OR | DR | TOT | PF | FD | BS | BA | | | | | | | | | | | |
| 2 | Nyla Harris | F | 12:08 | 4-5 | 0-0 | 1-1 | 2 | 3 | 5 | 1 | 3 | 9 | 1 | 1 | 0 | 1 | 0 | 1 | 0 | 1 | 0 | 0 | 29 | |
| 21 | Ciera Toomey | F | 09:38 | 1-2 | 0-0 | 0-0 | 2 | 3 | 5 | 0 | 0 | 2 | 1 | 1 | 0 | 1 | 0 | 1 | 0 | 1 | 0 | 0 | 24 | |
| 10 | Reniya Kelly | G | 05:07 | 0-1 | 0-0 | 0-0 | 0 | 1 | 1 | 0 | 1 | 0 | 1 | 0 | 1 | 0 | 0 | 1 | 0 | 0 | 0 | 0 | 11 | |
| 17 | Elina Aarnisalo | G | 14:23 | 5-6 | 1-2 | 0-1 | 0 | 2 | 2 | 2 | 1 | 11 | 2 | 0 | 0 | 0 | 0 | 0 | 0 | 0 | 0 | 0 | 38 | |
| 24 | Indya Nivar | G | 11:26 | 4-6 | 0-0 | 1-2 | 0 | 3 | 3 | 1 | 2 | 9 | 1 | 1 | 4 | 0 | 0 | 0 | 0 | 0 | 0 | 0 | 24 | |
| 3 | Taliyah Henderson | | 08:45 | 1-2 | 0-1 | 2-4 | 0 | 2 | 2 | 1 | 4 | 4 | 1 | 0 | 0 | 0 | 0 | 0 | 0 | 0 | 0 | 0 | 10 | |
| 7 | Nyla Brooks | | 11:23 | 4-8 | 2-3 | 0-0 | 0 | 3 | 3 | 0 | 0 | 10 | 2 | 1 | 0 | 0 | 0 | 1 | 0 | 0 | 1 | 13 | | |
| 26 | Taissa Queiroz | | 07:52 | 1-1 | 0-0 | 0-0 | 0 | 5 | 5 | 1 | 0 | 2 | 0 | 2 | 1 | 0 | 0 | 0 | 0 | 0 | 0 | 0 | 3 | |
| 4 | Laila Hull | | 09:56 | 1-2 | 1-1 | 0-0 | 0 | 0 | 0 | 2 | 0 | 3 | 0 | 2 | 0 | 0 | 0 | 0 | 0 | 0 | 0 | 0 | 4 | |
| 1 | Jordan Zubich | | 05:07 | 1-3 | 1-3 | 0-0 | 0 | 0 | 0 | 1 | 0 | 3 | 0 | 0 | 0 | 0 | 0 | 0 | 0 | 0 | 0 | 0 | 6 | |
| 5 | Liza Astakhova | | 01:37 | 0-0 | 0-0 | 0-0 | 0 | 0 | 0 | 1 | 0 | 0 | 0 | 2 | 0 | 0 | 0 | 0 | 0 | 0 | 0 | 0 | -2 | |
| 15 | Sydney Barker | | 02:38 | 0-0 | 0-0 | 0-0 | 0 | 0 | 0 | 0 | 0 | 0 | 1 | 0 | 0 | 0 | 0 | 0 | 0 | 0 | 0 | 0 | 0 | |
| Team | | | | | | | 0 | 0 | 0 | 0 | 0 | 0 | 0 | 0 | 0 | 0 | 0 | 0 | 0 | 0 | 0 | 0 | 0 | |
| Totals | | | | 22-36 | 5-10 | 4-8 | 4 | 22 | 26 | 10 | 11 | 53 | 10 | 10 | 6 | 2 | 1 | | | | | | | 32 |

| Shooting By Period | | |
|---------------------|-------|-------|
| 1 st FG% | 10-16 | 62.5% |
| 3PT% | 2-4 | 50.0% |
| FT% | 1-3 | 33.3% |
| 2 nd FG% | 12-20 | 60.0% |
| 3PT% | 3-6 | 50.0% |
| FT% | 3-5 | 60% |
| GM FG% | 22-36 | 61.1% |
| 3PT% | 5-10 | 50.0% |
| FT% | 4-8 | 50.0% |

Dead Ball Rebounds: 4, 0

Major Fouls: NONE

| | NCCU | UNC |
|-------------------------|--------------------------|---------------------------|
| Biggest lead | 2 (1 st 9:15) | 32 (2 nd 3:25) |
| Best Scoring Run | 6 (2 nd 8:53) | 17 (2 nd 5:34) |
| Lead Changes | 1 | |
| Times Tied | 1 | |
| Time with Lead | 00:07 | 18:44 |

| | NCCU | UNC |
|----------------------|------|-----|
| Points from | | |
| Turnovers | 11 | 17 |
| Paint | 12 | 34 |
| Second Chance | 2 | 8 |
| Fast Breaks | 0 | 18 |
| Bench | 14 | 22 |

| Period by Period Scoring | | | | | |
|--------------------------|-----|-----|-----|-----|-----|
| | 1st | 2nd | 3rd | 4th | TOT |
| NCCU | 9 | 12 | 12 | 9 | 42 |
| UNC | 23 | 30 | 23 | 14 | 90 |



Quarter 3

Quarter Starters:

| | | | | | |
|-------------|------------|--------------|----------------|-------------|-------------|
| UNC | 2 Harris N | 7 Brooks N | 17 Aarnisalo E | 21 Toomey C | 24 Nivar I |
| NCCU | 2 Morris V | 3 Callahan M | 11 Harris A | 23 Lane N | 24 Finger A |

| Game Time | UNC | Score | Diff | NCCU |
|-----------|---|--------------|-----------|---|
| 10:00 | 3 HENDERSON T substitution out | | | |
| 10:00 | 4 HULL L substitution out | | | |
| 10:00 | 15 BARKER S substitution out | | | |
| 10:00 | 26 QUEIROZ T substitution out | | | |
| 10:00 | 2 HARRIS N substitution in | | | |
| 10:00 | 17 AARNISALO E substitution in | | | |
| 10:00 | 21 TOOMEY C substitution in | | | |
| 10:00 | 24 NIVAR I substitution in | | | |
| 10:00 | | | | 0 HINTON A substitution out |
| 10:00 | | | | 12 GRANT A substitution out |
| 10:00 | | | | 11 HARRIS A substitution in |
| 10:00 | | | | 24 FINGER A substitution in |
| 09:39 | 24 NIVAR I 2pt FG in the paint, driving layup made (11) | 55-21 | 34 | |
| 09:28 | | | | 3 CALLAHAN M 2pt FG in the paint, layup blocked |
| 09:28 | 2 HARRIS N block (2) | | | |
| 09:24 | 2 HARRIS N defensive rebound (6) | | | |
| 09:19 | 24 NIVAR I 3pt FG , jump shot missed | | | |
| 09:16 | 2 HARRIS N offensive rebound (7) | | | |
| 09:16 | 2 HARRIS N 2pt FG second chance in the paint, layup missed | | | |
| 09:13 | | | | 2 MORRIS V defensive rebound (1) |
| 08:56 | 24 NIVAR I foul shooting (2 - 1) | | | 11 HARRIS A foul received (3) |
| 08:56 | | | | 11 HARRIS A free throw 1 - 2 missed |
| 08:56 | | | | offensive dead ball rebound (5) |
| 08:56 | | | | 11 HARRIS A free throw 2 - 2 missed |
| 08:56 | 2 HARRIS N defensive rebound (8) | | | |
| 08:43 | 7 BROOKS N 2pt FG in the paint, layup made (12) | 57-21 | 36 | |
| 08:43 | 7 BROOKS N foul received (1) | | | 11 HARRIS A foul shooting (2 - 1) |
| 08:39 | 7 BROOKS N free throw 1 - 1 missed | | | |
| 08:36 | 21 TOOMEY C offensive rebound (6) | | | |
| 08:33 | 17 AARNISALO E 3pt FG second chance, jump shot missed | | | |
| 08:32 | | | | 2 MORRIS V defensive rebound (2) |
| 08:32 | 2 HARRIS N foul received (4) | | | 24 FINGER A foul personal (1 - 2) |
| 08:32 | | | | 2 MORRIS V substitution out |
| 08:32 | | | | 5 YOUNG N substitution in |
| 08:29 | jump ball situation | | | |
| 08:29 | 24 NIVAR I turnover lost ball (out of bounds) (2) | | | 3 CALLAHAN M steal (1) |
| 08:07 | | 57-23 | 34 | 5 YOUNG N 2pt FG from turnover in the paint, layup made (2) |
| 07:55 | 17 AARNISALO E 2pt FG in the paint, layup blocked | | | |
| 07:55 | | | | 5 YOUNG N block (1) |
| 07:55 | offensive dead ball rebound (5) | | | |
| 07:44 | 21 TOOMEY C 2pt FG second chance in the paint, hook shot made (4) | 59-23 | 36 | |
| 07:18 | | | | 23 LANE N 2pt FG in the paint, turnaround jump shot missed |



N.C. Central at North Carolina

11/03/25 Carmichael Arena, Chapel Hill
2025-26 Women's Basketball

Officials: Angelica Suffren, Ashlee Goode, Kevin Fahy

| Game Time | UNC | Score | Diff | NCCU |
|-----------|---|--------------|-----------|---|
| 07:16 | defensive dead ball rebound (6) | | | |
| 07:16 | | | | 23 LANE N substitution out |
| 07:16 | | | | 0 HINTON A substitution in |
| 07:03 | 21 TOOMEY C 3pt FG , jump shot made (7) | 62-23 | 39 | |
| 07:03 | 24 NIVAR I assist (2) | | | |
| 06:43 | | | | 24 FINGER A 2pt FG in the paint, layup missed |
| 06:40 | 2 HARRIS N defensive rebound (9) | | | |
| 06:35 | 24 NIVAR I 2pt FG outside the paint, jump shot missed | | | |
| 06:34 | 21 TOOMEY C offensive rebound (7) | | | |
| 06:34 | 21 TOOMEY C foul received (1) | | | 0 HINTON A foul shooting (1 - 3) |
| 06:34 | 21 TOOMEY C free throw 1 - 2 made (8) | 63-23 | 40 | |
| 06:34 | 21 TOOMEY C free throw 2 - 2 made (9) | 64-23 | 41 | |
| 06:34 | | | | 24 FINGER A substitution out |
| 06:34 | | | | 12 GRANT A substitution in |
| 06:18 | 7 BROOKS N foul shooting (1 - 2) | | | 5 YOUNG N foul received (1) |
| 06:18 | | 64-24 | 40 | 5 YOUNG N free throw 1 - 2 made (3) |
| 06:18 | | 64-25 | 39 | 5 YOUNG N free throw 2 - 2 made (4) |
| 05:51 | 7 BROOKS N 3pt FG , jump shot made (15) | 67-25 | 42 | |
| 05:51 | 17 AARNISALO E assist (3) | | | |
| 05:32 | | | | 12 GRANT A 2pt FG in the paint, turnaround jump shot missed |
| 05:29 | 7 BROOKS N defensive rebound (4) | | | |
| 05:27 | 17 AARNISALO E turnover bad pass (1) | | | |
| 05:16 | | 67-28 | 39 | 11 HARRIS A 3pt FG from turnover, jump shot made (6) |
| 05:09 | 2 HARRIS N turnover travel (2) | | | |
| 05:09 | | | | 0 HINTON A substitution out |
| 05:09 | | | | 11 HARRIS A substitution out |
| 05:09 | | | | 12 GRANT A substitution out |
| 05:09 | | | | 10 FOSTER S substitution in |
| 05:09 | | | | 23 LANE N substitution in |
| 05:09 | | | | 24 FINGER A substitution in |
| 04:52 | 21 TOOMEY C foul personal (1 - 3) | | | 5 YOUNG N foul received (2) |
| 04:52 | Timeout commercial | | | |
| 04:46 | | | | 24 FINGER A 2pt FG from turnover in the paint, turnaround jump shot blocked |
| 04:46 | 21 TOOMEY C block (2) | | | |
| 04:45 | defensive dead ball rebound (7) | | | |
| 04:34 | 2 HARRIS N foul received (5) | | | 24 FINGER A foul shooting (2 - 4) |
| 04:34 | 2 HARRIS N free throw 1 - 2 made (10) | 68-28 | 40 | |
| 04:34 | 2 HARRIS N free throw 2 - 2 made (11) | 69-28 | 41 | |
| 04:24 | 2 HARRIS N steal (1) | | | 23 LANE N turnover bad pass (4) |
| 04:20 | 2 HARRIS N 2pt FG from turnover in the paint, layup missed | | | |
| 04:18 | | | | 3 CALLAHAN M defensive rebound (3) |
| 04:04 | | | | 3 CALLAHAN M 2pt FG in the paint, jump shot missed |
| 04:02 | | | | offensive dead ball rebound (6) |
| 03:49 | | | | 24 FINGER A 2pt FG second chance outside the paint, jump shot blocked |
| 03:49 | 21 TOOMEY C block (3) | | | |
| 03:44 | 21 TOOMEY C defensive rebound (8) | | | |
| 03:36 | 17 AARNISALO E 2pt FG in the paint, pull up jump shot made (13) | 71-28 | 43 | |



N.C. Central at North Carolina

11/03/25 Carmichael Arena, Chapel Hill
2025-26 Women's Basketball

Officials: Angelica Suffren, Ashlee Goode, Kevin Fahy

| Game Time | UNC | Score | Diff | NCCU |
|-----------|---|--------------|-----------|--|
| 03:15 | | | | 24 FINGER A 2pt FG outside the paint, jump shot missed |
| 03:12 | 24 NIVAR I defensive rebound (4) | | | |
| 03:10 | 2 HARRIS N foul received (6) | | | 3 CALLAHAN M foul shooting (3 - 5) |
| 03:10 | 7 BROOKS N substitution out | | | |
| 03:10 | 21 TOOMEY C substitution out | | | |
| 03:10 | 3 HENDERSON T substitution in | | | |
| 03:10 | 26 QUEIROZ T substitution in | | | |
| 03:10 | | | | 23 LANE N substitution out |
| 03:10 | | | | 24 FINGER A substitution out |
| 03:10 | | | | 11 HARRIS A substitution in |
| 03:10 | | | | 12 GRANT A substitution in |
| 03:10 | 2 HARRIS N free throw fast break 1 - 2 missed | | | |
| 03:10 | offensive dead ball rebound (8) | | | |
| 03:10 | 2 HARRIS N free throw fast break 2 - 2 made (12) | 72-28 | 44 | |
| 02:52 | | | | 12 GRANT A 2pt FG in the paint, layup missed |
| 02:51 | 26 QUEIROZ T defensive rebound (6) | | | |
| 02:51 | 26 QUEIROZ T turnover travel (3) | | | |
| 02:48 | | | | 10 FOSTER S 3pt FG from turnover, jump shot missed |
| 02:45 | 3 HENDERSON T defensive rebound (3) | | | |
| 02:44 | 24 NIVAR I foul offensive (3 - 4) | | | 3 CALLAHAN M foul received (4) |
| 02:44 | 24 NIVAR I turnover offensive (3) | | | |
| 02:25 | | | | 11 HARRIS A 2pt FG from turnover outside the paint, jump shot missed |
| 02:22 | 2 HARRIS N defensive rebound (10) | | | |
| 02:20 | 24 NIVAR I turnover bad pass (4) | | | |
| 02:20 | 17 AARNISALO E substitution out | | | |
| 02:20 | 1 ZUBICH J substitution in | | | |
| 02:09 | | 72-30 | 42 | 10 FOSTER S 2pt FG from turnover outside the paint, jump shot made (5) |
| 01:55 | 2 HARRIS N substitution out | | | |
| 01:55 | 5 ASTAKHOVA L substitution in | | | |
| 01:55 | | | | 12 GRANT A substitution out |
| 01:55 | | | | 15 BLAKE D substitution in |
| 01:47 | 24 NIVAR I 2pt FG in the paint, driving layup made (13) | 74-30 | 44 | |
| 01:32 | 26 QUEIROZ T steal (2) | | | 11 HARRIS A turnover bad pass (2) |
| 01:07 | 1 ZUBICH J 3pt FG from turnover, jump shot missed | | | |
| 01:05 | | | | 10 FOSTER S defensive rebound (4) |
| 00:55 | | | | 11 HARRIS A 2pt FG outside the paint, jump shot missed |
| 00:50 | | | | 10 FOSTER S offensive rebound (5) |
| 00:50 | | | | 10 FOSTER S 2pt FG second chance in the paint, tip-in layup missed |
| 00:50 | defensive dead ball rebound (9) | | | |
| 00:50 | | | | 5 YOUNG N substitution out |
| 00:50 | | | | 11 HARRIS A substitution out |
| 00:50 | | | | 0 HINTON A substitution in |
| 00:50 | | | | 23 LANE N substitution in |
| 00:27 | 1 ZUBICH J 2pt FG in the paint, driving layup made (5) | 76-30 | 46 | |
| 00:18 | | 76-33 | 43 | 0 HINTON A 3pt FG , jump shot made (6) |
| 00:18 | | | | 23 LANE N assist (2) |
| 00:01 | 24 NIVAR I 2pt FG in the paint, floating jump shot missed | | | |



Official Basketball Play by Play - 3rd Period

N.C. Central at North Carolina

11/03/25 Carmichael Arena, Chapel Hill
2025-26 Women's Basketball

Game Time: 11:00 AM

Game Duration: 1:52

Attendance: 6,336

Officials: Angelica Suffren, Ashlee Goode, Kevin Fahy

| Game Time | UNC | Score | Diff | NCCU |
|----------------|-----|-------|------|---------------------------------|
| 00:00 | | | | defensive dead ball rebound (7) |
| END OF PERIOD | | | | |
| UNC 76-33 NCCU | | | | |



N.C. Central - 12

| NO. | Name | F | Min | FG | 3P | FT | Rebounds | | | Fouls | | TP | AS | TO | ST | Blocks | | +/- |
|---------------|-------------------|---|-------|------|-----|-----|----------|----|-----|-------|----|----|----|----|----|--------|----|-----|
| | | | | M-A | M-A | M-A | OR | DR | TOT | PF | FD | | | | | BS | BA | |
| 24 | Aniya Finger | F | 05:25 | 0-4 | 0-0 | 0-0 | 0 | 0 | 0 | 2 | 0 | 0 | 0 | 0 | 0 | 0 | 2 | -13 |
| 2 | Victoria Morris | G | 01:28 | 0-0 | 0-0 | 0-0 | 0 | 2 | 2 | 0 | 0 | 0 | 0 | 0 | 0 | 0 | 0 | -4 |
| 10 | Shakiria Foster | G | 05:09 | 1-3 | 0-1 | 0-0 | 1 | 1 | 2 | 0 | 0 | 2 | 0 | 0 | 0 | 0 | 0 | -4 |
| 13 | Kendall Alexander | G | 00:00 | 0-0 | 0-0 | 0-0 | 0 | 0 | 0 | 0 | 0 | 0 | 0 | 0 | 0 | 0 | 0 | 0 |
| 23 | Najah Lane | G | 05:33 | 0-1 | 0-0 | 0-0 | 0 | 0 | 0 | 0 | 0 | 0 | 1 | 1 | 0 | 0 | 0 | -7 |
| 3 | Morgan Callahan | | 10:00 | 0-2 | 0-0 | 0-0 | 0 | 1 | 1 | 1 | 1 | 0 | 0 | 0 | 1 | 0 | 1 | -11 |
| 11 | Amaya Harris | | 07:11 | 1-3 | 1-1 | 0-2 | 0 | 0 | 0 | 1 | 1 | 3 | 0 | 1 | 0 | 0 | 0 | -8 |
| 5 | Nia Young | | 07:42 | 1-1 | 0-0 | 2-2 | 0 | 0 | 0 | 0 | 2 | 4 | 0 | 0 | 0 | 1 | 0 | -8 |
| 0 | Aysia Hinton | | 02:57 | 1-1 | 1-1 | 0-0 | 0 | 0 | 0 | 1 | 0 | 3 | 0 | 0 | 0 | 0 | 0 | -2 |
| 12 | Aaliyah Grant | | 02:40 | 0-2 | 0-0 | 0-0 | 0 | 0 | 0 | 0 | 0 | 0 | 0 | 0 | 0 | 0 | 0 | 3 |
| 15 | Dianna Blake | | 01:55 | 0-0 | 0-0 | 0-0 | 0 | 0 | 0 | 0 | 0 | 0 | 0 | 0 | 0 | 0 | 0 | -1 |
| Team | | | | | | | 0 | 0 | 0 | 0 | 0 | 0 | 0 | 0 | 0 | 0 | 0 | 0 |
| Totals | | | | 4-17 | 2-3 | 2-4 | 1 | 4 | 5 | 5 | 4 | 12 | 1 | 2 | 1 | 1 | 3 | -11 |

| Shooting By Period | | |
|--------------------|------|-------|
| 3rd FG% | 4-17 | 23.5% |
| 3PT% | 2-3 | 66.7% |
| FT% | 2-4 | 50% |
| GM FG% | 4-17 | 23.5% |
| 3PT% | 2-3 | 66.7% |
| FT% | 2-4 | 50.0% |

Dead Ball Rebounds: 2, 1

Major Fouls: NONE

North Carolina - 23

| NO. | Name | F | Min | FG | 3P | FT | Rebounds | | | Fouls | | TP | AS | TO | ST | Blocks | | +/- |
|---------------|-------------------|---|-------|------|-----|-----|----------|----|-----|-------|----|----|----|----|----|--------|----|-----|
| | | | | M-A | M-A | M-A | OR | DR | TOT | PF | FD | | | | | BS | BA | |
| 2 | Nyla Harris | F | 08:05 | 0-2 | 0-0 | 3-4 | 1 | 4 | 5 | 0 | 3 | 3 | 0 | 1 | 1 | 1 | 0 | 10 |
| 21 | Ciera Toomey | F | 06:50 | 2-2 | 1-1 | 2-2 | 2 | 1 | 3 | 1 | 1 | 7 | 0 | 0 | 0 | 2 | 0 | 11 |
| 10 | Reniya Kelly | G | 00:00 | 0-0 | 0-0 | 0-0 | 0 | 0 | 0 | 0 | 0 | 0 | 0 | 0 | 0 | 0 | 0 | 0 |
| 17 | Elina Aarnisalo | G | 07:40 | 1-3 | 0-1 | 0-0 | 0 | 0 | 0 | 0 | 0 | 2 | 1 | 1 | 0 | 0 | 1 | 12 |
| 24 | Indya Nivar | G | 10:00 | 2-5 | 0-1 | 0-0 | 0 | 1 | 1 | 2 | 0 | 4 | 1 | 3 | 0 | 0 | 0 | 11 |
| 4 | Laila Hull | | 00:00 | 0-0 | 0-0 | 0-0 | 0 | 0 | 0 | 0 | 0 | 0 | 0 | 0 | 0 | 0 | 0 | 0 |
| 7 | Nyla Brooks | | 06:50 | 2-2 | 1-1 | 0-1 | 0 | 1 | 1 | 1 | 1 | 5 | 0 | 0 | 0 | 0 | 0 | 11 |
| 15 | Sydney Barker | | 00:00 | 0-0 | 0-0 | 0-0 | 0 | 0 | 0 | 0 | 0 | 0 | 0 | 0 | 0 | 0 | 0 | 0 |
| 3 | Taliyah Henderson | | 03:10 | 0-0 | 0-0 | 0-0 | 0 | 1 | 1 | 0 | 0 | 0 | 0 | 0 | 0 | 0 | 0 | 0 |
| 26 | Taissa Queiroz | | 03:10 | 0-0 | 0-0 | 0-0 | 0 | 1 | 1 | 0 | 0 | 0 | 0 | 1 | 1 | 0 | 0 | 0 |
| 1 | Jordan Zubich | | 02:20 | 1-2 | 0-1 | 0-0 | 0 | 0 | 0 | 0 | 0 | 2 | 0 | 0 | 0 | 0 | 0 | -1 |
| 5 | Liza Astakhova | | 01:55 | 0-0 | 0-0 | 0-0 | 0 | 0 | 0 | 0 | 0 | 0 | 0 | 0 | 0 | 0 | 0 | 1 |
| Team | | | | | | | 0 | 0 | 0 | 0 | 0 | 0 | 0 | 0 | 0 | 0 | 0 | |
| Totals | | | | 8-16 | 2-5 | 5-7 | 3 | 9 | 12 | 4 | 5 | 23 | 2 | 6 | 2 | 3 | 1 | 11 |

| Shooting By Period | | |
|--------------------|------|-------|
| 3rd FG% | 8-16 | 50.0% |
| 3PT% | 2-5 | 40.0% |
| FT% | 5-7 | 71.4% |
| GM FG% | 8-16 | 50.0% |
| 3PT% | 2-5 | 40.0% |
| FT% | 5-7 | 71.4% |

Dead Ball Rebounds: 2, 3

Major Fouls: NONE

| | NCCU | UNC |
|------------------|---------------------------|---------------------------|
| Biggest lead | 0 (1 st 10:00) | 46 (3 rd 0:27) |
| Best Scoring Run | 3 (3 rd 5:16) | 7 (3 rd 6:34) |
| Lead Changes | 0 | |
| Times Tied | 0 | |
| Time with Lead | 00:00 | 09:39 |

| | NCCU | UNC |
|---------------|------|-----|
| Points from | | |
| Turnovers | 7 | 0 |
| Paint | 2 | 12 |
| Second Chance | 0 | 4 |
| Fast Breaks | 0 | 1 |
| Bench | 10 | 7 |

| | Period by Period Scoring | | | | |
|------|--------------------------|-----|-----|-----|-----|
| | 1st | 2nd | 3rd | 4th | TOT |
| NCCU | 9 | 12 | 12 | 9 | 42 |
| UNC | 23 | 30 | 23 | 14 | 90 |



Quarter 4

Quarter Starters:

| | | | | | |
|-------------|------------|---------------|---------------|----------------|--------------|
| UNC | 1 Zubich J | 3 Henderson T | 5 Astakhova L | 17 Aarnisalo E | 26 Queiroz T |
| NCCU | 0 Hinton A | 3 Callahan M | 10 Foster S | 15 Blake D | 23 Lane N |

| Game Time | UNC | Score | Diff | NCCU |
|-----------|---|--------------|-----------|--|
| 10:00 | 24 NIVAR I substitution out | | | |
| 10:00 | 17 AARNISALO E substitution in | | | |
| 09:44 | 5 ASTAKHOVA L 2pt FG in the paint, layup missed | | | |
| 09:43 | | | | 3 CALLAHAN M defensive rebound (4) |
| 09:43 | 5 ASTAKHOVA L foul personal (2 - 1) | | | 3 CALLAHAN M foul received (5) |
| 09:29 | 17 AARNISALO E foul personal (3 - 2) | | | 23 LANE N foul received (4) |
| 09:26 | | 76-36 | 40 | 0 HINTON A 3pt FG , jump shot made (9) |
| 09:26 | | | | 10 FOSTER S assist (1) |
| 09:15 | 17 AARNISALO E 2pt FG in the paint, layup missed | | | |
| 09:13 | 3 HENDERSON T offensive rebound (4) | | | |
| 09:13 | 3 HENDERSON T foul received (5) | | | 15 BLAKE D foul shooting (1 - 1) |
| 09:13 | | | | 10 FOSTER S substitution out |
| 09:13 | | | | 2 MORRIS V substitution in |
| 09:13 | 3 HENDERSON T free throw 1 - 2 missed | | | |
| 09:13 | offensive dead ball rebound (10) | | | |
| 09:13 | 3 HENDERSON T free throw 2 - 2 made (5) | 77-36 | 41 | |
| 08:52 | 1 ZUBICH J foul shooting (2 - 3) | | | 3 CALLAHAN M foul received (6) |
| 08:52 | 1 ZUBICH J substitution out | | | |
| 08:52 | 5 ASTAKHOVA L substitution out | | | |
| 08:52 | 4 HULL L substitution in | | | |
| 08:52 | 21 TOOMEY C substitution in | | | |
| 08:52 | | | | 3 CALLAHAN M free throw 1 - 2 missed |
| 08:52 | | | | offensive dead ball rebound (8) |
| 08:52 | | | | 3 CALLAHAN M free throw 2 - 2 missed |
| 08:50 | 17 AARNISALO E defensive rebound (3) | | | |
| 08:23 | 17 AARNISALO E 2pt FG outside the paint, pull up jump shot missed | | | |
| 08:22 | | | | defensive dead ball rebound (9) |
| 08:05 | | | | 23 LANE N turnover out of bounds (5) |
| 08:05 | 3 HENDERSON T substitution out | | | |
| 08:05 | 7 BROOKS N substitution in | | | |
| 08:05 | | | | 23 LANE N substitution out |
| 08:05 | | | | 11 HARRIS A substitution in |
| 07:54 | 21 TOOMEY C foul offensive (2 - 4) | | | 15 BLAKE D foul received (1) |
| 07:54 | 21 TOOMEY C turnover offensive (2) | | | |
| 07:44 | 7 BROOKS N steal (1) | | | 11 HARRIS A turnover bad pass (3) |
| 07:41 | 7 BROOKS N foul received (2) | | | 2 MORRIS V foul personal (1 - 2) |
| 07:30 | 21 TOOMEY C 2pt FG from turnover in the paint, layup made (11) | 79-36 | 43 | |
| 07:30 | 4 HULL L assist (1) | | | |
| 07:07 | | | | 11 HARRIS A turnover bad pass (4) |
| 06:58 | 7 BROOKS N turnover lost ball (out of bounds) (2) | | | |
| 06:36 | | | | 11 HARRIS A 2pt FG from turnover outside the paint, jump shot missed |



N.C. Central at North Carolina

11/03/25 Carmichael Arena, Chapel Hill
2025-26 Women's Basketball

Officials: Angelica Suffren, Ashlee Goode, Kevin Fahy

| Game Time | UNC | Score | Diff | NCCU |
|-----------|--|--------------|-----------|--|
| 06:33 | 21 TOOMEY C defensive rebound (9) | | | |
| 06:28 | 7 BROOKS N 3pt FG , jump shot missed | | | |
| 06:22 | | | | defensive dead ball rebound (10) |
| 06:02 | | 79-38 | 41 | 3 CALLAHAN M 2pt FG in the paint, layup made (6) |
| 06:02 | | | | 2 MORRIS V assist (2) |
| 05:44 | 21 TOOMEY C 2pt FG in the paint, layup made (13) | 81-38 | 43 | |
| 05:44 | 4 HULL L assist (2) | | | |
| 05:26 | | | | Timeout Full |
| 05:26 | Timeout commercial | | | |
| 05:26 | 26 QUEIROZ T substitution out | | | |
| 05:26 | 15 BARKER S substitution in | | | |
| 05:26 | | | | 11 HARRIS A substitution out |
| 05:26 | | | | 23 LANE N substitution in |
| 05:14 | | 81-40 | 41 | 2 MORRIS V 2pt FG in the paint, layup made (2) |
| 05:08 | 7 BROOKS N foul received (3) | | | 15 BLAKE D foul shooting (2 - 3) |
| 05:08 | 7 BROOKS N free throw fast break 1 - 2 missed | | | |
| 05:08 | offensive dead ball rebound (11) | | | |
| 05:08 | 7 BROOKS N free throw fast break 2 - 2 missed | | | |
| 05:07 | | | | 3 CALLAHAN M defensive rebound (5) |
| 04:56 | | | | 0 HINTON A 3pt FG , jump shot missed |
| 04:53 | 4 HULL L defensive rebound (1) | | | |
| 04:37 | 7 BROOKS N 3pt FG , jump shot missed | | | |
| 04:35 | | | | 3 CALLAHAN M defensive rebound (6) |
| 04:14 | 4 HULL L foul shooting (3 - 5) | | | 23 LANE N foul received (5) |
| 04:14 | Timeout commercial | | | |
| 04:14 | 17 AARNISALO E substitution out | | | |
| 04:14 | 1 ZUBICH J substitution in | | | |
| 04:14 | | 81-41 | 40 | 23 LANE N free throw 1 - 2 made (3) |
| 04:14 | | | | 23 LANE N free throw 2 - 2 missed |
| 04:12 | 21 TOOMEY C defensive rebound (10) | | | |
| 03:52 | 15 BARKER S 2pt FG in the paint, jump shot blocked | | | |
| 03:52 | | | | 23 LANE N block (1) |
| 03:51 | offensive dead ball rebound (12) | | | |
| 03:51 | 7 BROOKS N substitution out | | | |
| 03:51 | 5 ASTAKHOVA L substitution in | | | |
| 03:42 | 5 ASTAKHOVA L 2pt FG second chance in the paint, jump shot missed | | | |
| 03:37 | 5 ASTAKHOVA L offensive rebound (1) | | | |
| 03:37 | 5 ASTAKHOVA L 2pt FG second chance in the paint, tip-in layup made (2) | 83-41 | 42 | |
| 03:14 | | | | 0 HINTON A 3pt FG , jump shot missed |
| 03:13 | | | | offensive dead ball rebound (11) |
| 03:13 | 4 HULL L foul personal (4 - 6) | | | 0 HINTON A foul received (1) |
| 02:59 | 21 TOOMEY C steal (1) | | | 23 LANE N turnover bad pass (6) |
| 02:54 | | | | 23 LANE N substitution out |
| 02:54 | | | | 11 HARRIS A substitution in |
| 02:44 | 1 ZUBICH J 3pt FG from turnover, jump shot made (8) | 86-41 | 45 | |
| 02:44 | 5 ASTAKHOVA L assist (1) | | | |
| 02:20 | | | | 0 HINTON A 3pt FG , jump shot missed |
| 02:16 | | | | 3 CALLAHAN M offensive rebound (7) |



N.C. Central at North Carolina

11/03/25 Carmichael Arena, Chapel Hill
2025-26 Women's Basketball

Officials: Angelica Suffren, Ashlee Goode, Kevin Fahy

| Game Time | UNC | Score | Diff | NCCU |
|-----------------------|--|--------------|-----------|--|
| 02:12 | 5 ASTAKHOVA L foul shooting (3 - 7) | | | 2 MORRIS V foul received (1) |
| 02:12 | | | | 2 MORRIS V free throw 1 - 2 missed |
| 02:12 | | | | offensive dead ball rebound (12) |
| 02:12 | | 86-42 | 44 | 2 MORRIS V free throw 2 - 2 made (3) |
| 02:12 | | | | 2 MORRIS V substitution out |
| 02:12 | | | | 15 BLAKE D substitution out |
| 02:12 | | | | 5 YOUNG N substitution in |
| 02:12 | | | | 12 GRANT A substitution in |
| 02:02 | 4 HULL L turnover bad pass (3) | | | 5 YOUNG N steal (1) |
| 01:33 | | | | 5 YOUNG N 3pt FG from turnover, jump shot missed |
| 01:31 | 5 ASTAKHOVA L defensive rebound (2) | | | |
| 01:22 | 4 HULL L 3pt FG , jump shot missed | | | |
| 01:17 | | | | 0 HINTON A defensive rebound (2) |
| 00:48 | | | | turnover shot clock (19) |
| 00:35 | 4 HULL L 3pt FG from turnover, jump shot missed | | | |
| 00:32 | 5 ASTAKHOVA L offensive rebound (3) | | | |
| 00:31 | 5 ASTAKHOVA L 2pt FG from turnover second chance in the paint, jump shot missed | | | |
| 00:29 | 21 TOOMEY C offensive rebound (11) | | | |
| 00:26 | 5 ASTAKHOVA L 2pt FG from turnover second chance outside the paint, jump shot made (4) | 88-42 | 46 | |
| 00:26 | 21 TOOMEY C assist (2) | | | |
| 00:05 | | | | 11 HARRIS A 2pt FG in the paint, jump shot blocked |
| 00:05 | 21 TOOMEY C block (4) | | | |
| 00:00 | 1 ZUBICH J defensive rebound (1) | | | |
| 00:01 | 5 ASTAKHOVA L 2pt FG fast break in the paint, layup made (6) | 90-42 | 48 | |
| END OF GAME | | | | |
| UNC 90-42 NCCU | | | | |



N.C. Central - 9

| NO. | Name | Min | FG | | | Rebounds | | | Fouls | | TP | AS | TO | ST | Blocks | | +/- |
|---------------|-------------------|---------|-----|-----|-----|----------|----|-----|-------|----|----|----|----|----|--------|----|-----|
| | | | M-A | M-A | M-A | OR | DR | TOT | PF | FD | | | | | BS | BA | |
| 24 | Aniya Finger | F 00:00 | 0-0 | 0-0 | 0-0 | 0 | 0 | 0 | 0 | 0 | 0 | 0 | 0 | 0 | 0 | 0 | 0 |
| 2 | Victoria Morris | G 07:01 | 1-1 | 0-0 | 1-2 | 0 | 0 | 0 | 1 | 1 | 3 | 1 | 0 | 0 | 0 | 0 | -4 |
| 10 | Shakiria Foster | G 00:47 | 0-0 | 0-0 | 0-0 | 0 | 0 | 0 | 0 | 0 | 0 | 1 | 0 | 0 | 0 | 3 | |
| 13 | Kendall Alexander | G 00:00 | 0-0 | 0-0 | 0-0 | 0 | 0 | 0 | 0 | 0 | 0 | 0 | 0 | 0 | 0 | 0 | |
| 23 | Najah Lane | G 04:27 | 0-0 | 0-0 | 1-2 | 0 | 0 | 0 | 0 | 2 | 1 | 0 | 2 | 0 | 1 | 3 | |
| 0 | Aysia Hinton | 10:00 | 1-4 | 1-4 | 0-0 | 0 | 1 | 1 | 0 | 1 | 3 | 0 | 0 | 0 | 0 | -5 | |
| 3 | Morgan Callahan | 10:00 | 1-1 | 0-0 | 0-2 | 1 | 3 | 4 | 0 | 2 | 2 | 0 | 0 | 0 | 0 | -5 | |
| 15 | Dianna Blake | 07:48 | 0-0 | 0-0 | 0-0 | 0 | 0 | 0 | 2 | 1 | 0 | 0 | 0 | 0 | 0 | -1 | |
| 11 | Amaya Harris | 05:33 | 0-2 | 0-0 | 0-0 | 0 | 0 | 0 | 0 | 0 | 0 | 0 | 2 | 0 | 0 | -8 | |
| 5 | Nia Young | 02:12 | 0-1 | 0-1 | 0-0 | 0 | 0 | 0 | 0 | 0 | 0 | 0 | 0 | 1 | 0 | -4 | |
| 12 | Aaliyah Grant | 02:12 | 0-0 | 0-0 | 0-0 | 0 | 0 | 0 | 0 | 0 | 0 | 0 | 0 | 0 | 0 | -4 | |
| Team | | | | | | 0 | 0 | 0 | 0 | 0 | | | 1 | | | | |
| Totals | | | 3-9 | 1-5 | 2-6 | 1 | 4 | 5 | 3 | 7 | 9 | 2 | 5 | 1 | 1 | 1 | -5 |

| Shooting By Period | | |
|---------------------|-----|-------|
| 4 th FG% | 3-9 | 33.3% |
| 3PT% | 1-5 | 20.0% |
| FT% | 2-6 | 33.3% |
| GM FG% | 3-9 | 33.3% |
| 3PT% | 1-5 | 20.0% |
| FT% | 2-6 | 33.3% |

Dead Ball Rebounds: 3, 2

Major Fouls: NONE

North Carolina - 14

| NO. | Name | Min | FG | | | Rebounds | | | Fouls | | TP | AS | TO | ST | Blocks | | +/- |
|---------------|-------------------|---------|------|-----|-----|----------|----|-----|-------|----|----|----|----|----|--------|----|-----|
| | | | M-A | M-A | M-A | OR | DR | TOT | PF | FD | | | | | BS | BA | |
| 2 | Nyla Harris | F 00:00 | 0-0 | 0-0 | 0-0 | 0 | 0 | 0 | 0 | 0 | 0 | 0 | 0 | 0 | 0 | 0 | |
| 21 | Ciera Toomey | F 08:52 | 2-2 | 0-0 | 0-0 | 1 | 2 | 3 | 1 | 0 | 4 | 1 | 1 | 1 | 1 | 7 | |
| 10 | Reniya Kelly | G 00:00 | 0-0 | 0-0 | 0-0 | 0 | 0 | 0 | 0 | 0 | 0 | 0 | 0 | 0 | 0 | 0 | |
| 17 | Elina Aarnisalo | G 05:46 | 0-2 | 0-0 | 0-0 | 0 | 1 | 1 | 1 | 0 | 0 | 0 | 0 | 0 | 0 | -2 | |
| 24 | Indya Nivar | G 00:00 | 0-0 | 0-0 | 0-0 | 0 | 0 | 0 | 0 | 0 | 0 | 0 | 0 | 0 | 0 | 0 | |
| 3 | Taliyah Henderson | 01:55 | 0-0 | 0-0 | 1-2 | 1 | 0 | 1 | 0 | 1 | 1 | 0 | 0 | 0 | 0 | -2 | |
| 26 | Taissa Queiroz | 04:34 | 0-0 | 0-0 | 0-0 | 0 | 0 | 0 | 0 | 0 | 0 | 0 | 0 | 0 | 0 | 0 | |
| 4 | Laila Hull | 08:52 | 0-2 | 0-2 | 0-0 | 0 | 1 | 1 | 2 | 0 | 0 | 2 | 1 | 0 | 0 | 7 | |
| 7 | Nyla Brooks | 04:14 | 0-2 | 0-2 | 0-2 | 0 | 0 | 0 | 0 | 2 | 0 | 0 | 1 | 1 | 0 | -1 | |
| 15 | Sydney Barker | 05:26 | 0-1 | 0-0 | 0-0 | 0 | 0 | 0 | 0 | 0 | 0 | 0 | 0 | 0 | 0 | 5 | |
| 1 | Jordan Zubich | 05:22 | 1-1 | 1-1 | 0-0 | 0 | 1 | 1 | 1 | 0 | 3 | 0 | 0 | 0 | 0 | 5 | |
| 5 | Liza Astakhova | 04:59 | 3-6 | 0-0 | 0-0 | 2 | 1 | 3 | 2 | 0 | 6 | 1 | 0 | 0 | 0 | 6 | |
| Team | | | | | | 0 | 0 | 0 | 0 | 0 | | | 0 | | | | |
| Totals | | | 6-16 | 1-5 | 1-4 | 4 | 6 | 10 | 7 | 3 | 14 | 4 | 3 | 2 | 1 | 1 | 5 |

| Shooting By Period | | |
|---------------------|------|-------|
| 4 th FG% | 6-16 | 37.5% |
| 3PT% | 1-5 | 20.0% |
| FT% | 1-4 | 25% |
| GM FG% | 6-16 | 37.5% |
| 3PT% | 1-5 | 20.0% |
| FT% | 1-4 | 25.0% |

Dead Ball Rebounds: 3, 0

Major Fouls: NONE

| | NCCU | UNC |
|------------------|---------------------------|---------------------------|
| Biggest lead | 0 (1 st 10:00) | 48 (4 th 0:01) |
| Best Scoring Run | 3 (4 th 9:26) | 5 (4 th 2:44) |
| Lead Changes | 0 | |
| Times Tied | 0 | |
| Time with Lead | 00:00 | 09:44 |

| | NCCU | UNC |
|---------------|------|-----|
| Points from | | |
| Turnovers | 0 | 7 |
| Paint | 4 | 8 |
| Second Chance | 1 | 5 |
| Fast Breaks | 0 | 2 |
| Bench | 5 | 10 |

| Period by Period Scoring | | | | | |
|--------------------------|-----|-----|-----|-----|-----|
| | 1st | 2nd | 3rd | 4th | TOT |
| NCCU | 9 | 12 | 12 | 9 | 42 |
| UNC | 23 | 30 | 23 | 14 | 90 |



N.C. Central at North Carolina

11/03/25 Carmichael Arena, Chapel Hill
2025-26 Women's Basketball

Officials: Angelica Suffren, Ashlee Goode, Kevin Fahy

N.C. Central - 21

| NO. | Name | Min | FG | | | Rebounds | | | Fouls | | TP | AS | TO | ST | Blocks | | +/- |
|---------------|-------------------|---------|------|-----|------|----------|----|-----|-------|----|----|----|----|----|--------|-----|-----|
| | | | M-A | 3P | FT | OR | DR | TOT | PF | FD | | | | | BS | BA | |
| 24 | Aniya Finger | F 05:25 | 0-4 | 0-0 | 0-0 | 0 | 0 | 0 | 2 | 0 | 0 | 0 | 0 | 0 | 2 | -13 | |
| 2 | Victoria Morris | G 08:29 | 1-1 | 0-0 | 1-2 | 0 | 2 | 2 | 1 | 1 | 3 | 1 | 0 | 0 | 0 | -8 | |
| 10 | Shakiria Foster | G 05:56 | 1-3 | 0-1 | 0-0 | 1 | 1 | 2 | 0 | 0 | 2 | 1 | 0 | 0 | 0 | -1 | |
| 13 | Kendall Alexander | G 00:00 | 0-0 | 0-0 | 0-0 | 0 | 0 | 0 | 0 | 0 | 0 | 0 | 0 | 0 | 0 | 0 | |
| 23 | Najah Lane | G 10:00 | 0-1 | 0-0 | 1-2 | 0 | 0 | 0 | 0 | 2 | 1 | 1 | 3 | 0 | 1 | -4 | |
| 3 | Morgan Callahan | 20:00 | 1-3 | 0-0 | 0-2 | 1 | 4 | 5 | 1 | 3 | 2 | 0 | 0 | 1 | 0 | -16 | |
| 11 | Amaya Harris | 12:44 | 1-5 | 1-1 | 0-2 | 0 | 0 | 0 | 1 | 1 | 3 | 0 | 3 | 0 | 1 | -16 | |
| 5 | Nia Young | 09:54 | 1-2 | 0-1 | 2-2 | 0 | 0 | 0 | 0 | 2 | 4 | 0 | 0 | 1 | 1 | -12 | |
| 0 | Aysia Hinton | 12:57 | 2-5 | 2-5 | 0-0 | 0 | 1 | 1 | 1 | 1 | 6 | 0 | 0 | 0 | 0 | -7 | |
| 12 | Aaliyah Grant | 04:52 | 0-2 | 0-0 | 0-0 | 0 | 0 | 0 | 0 | 0 | 0 | 0 | 0 | 0 | 0 | -1 | |
| 15 | Dianna Blake | 09:43 | 0-0 | 0-0 | 0-0 | 0 | 0 | 0 | 2 | 1 | 0 | 0 | 0 | 0 | 0 | -2 | |
| Team | | | | | | 0 | 0 | 0 | 0 | 0 | 0 | 1 | | | | | |
| Totals | | | 7-26 | 3-8 | 4-10 | 2 | 8 | 10 | 8 | 11 | 21 | 3 | 7 | 2 | 2 | 4 | -16 |

| Shooting By Period | | |
|---------------------|------|-------|
| 3 rd FG% | 4-17 | 23.5% |
| 3PT% | 2-3 | 66.7% |
| FT% | 2-4 | 50% |
| 4 th FG% | 3-9 | 33.3% |
| 3PT% | 1-5 | 20.0% |
| FT% | 2-6 | 33.3% |
| GM FG% | 7-26 | 26.9% |
| 3PT% | 3-8 | 37.5% |
| FT% | 4-10 | 40.0% |

Dead Ball Rebounds: 5, 3

Major Fouls: NONE

North Carolina - 37

| NO. | Name | Min | FG | | | Rebounds | | | Fouls | | TP | AS | TO | ST | Blocks | | +/- |
|---------------|-------------------|---------|-------|------|------|----------|----|-----|-------|----|----|----|----|----|--------|----|-----|
| | | | M-A | 3P | FT | OR | DR | TOT | PF | FD | | | | | BS | BA | |
| 2 | Nyla Harris | F 08:05 | 0-2 | 0-0 | 3-4 | 1 | 4 | 5 | 0 | 3 | 3 | 0 | 1 | 1 | 1 | 0 | 10 |
| 21 | Ciera Toomey | F 15:42 | 4-4 | 1-1 | 2-2 | 3 | 3 | 6 | 2 | 1 | 11 | 1 | 1 | 1 | 3 | 0 | 18 |
| 10 | Reniya Kelly | G 00:00 | 0-0 | 0-0 | 0-0 | 0 | 0 | 0 | 0 | 0 | 0 | 0 | 0 | 0 | 0 | 0 | 0 |
| 17 | Elina Aarnisalo | G 13:26 | 1-5 | 0-1 | 0-0 | 0 | 1 | 1 | 1 | 0 | 2 | 1 | 1 | 0 | 0 | 1 | 10 |
| 24 | Indya Nivar | G 10:00 | 2-5 | 0-1 | 0-0 | 0 | 1 | 1 | 2 | 0 | 4 | 1 | 3 | 0 | 0 | 0 | 11 |
| 3 | Taliyah Henderson | 05:05 | 0-0 | 0-0 | 1-2 | 1 | 1 | 2 | 0 | 1 | 1 | 0 | 0 | 0 | 0 | 0 | -2 |
| 26 | Taissa Queiroz | 07:44 | 0-0 | 0-0 | 0-0 | 0 | 1 | 1 | 0 | 0 | 0 | 0 | 1 | 1 | 0 | 0 | 0 |
| 1 | Jordan Zubich | 07:42 | 2-3 | 1-2 | 0-0 | 0 | 1 | 1 | 1 | 0 | 5 | 0 | 0 | 0 | 0 | 0 | 4 |
| 5 | Liza Astakhova | 06:54 | 3-6 | 0-0 | 0-0 | 2 | 1 | 3 | 2 | 0 | 6 | 1 | 0 | 0 | 0 | 0 | 7 |
| 4 | Laila Hull | 08:52 | 0-2 | 0-2 | 0-0 | 0 | 1 | 1 | 2 | 0 | 0 | 2 | 1 | 0 | 0 | 0 | 7 |
| 7 | Nyla Brooks | 11:04 | 2-4 | 1-3 | 0-3 | 0 | 1 | 1 | 1 | 3 | 5 | 0 | 1 | 1 | 0 | 0 | 10 |
| 15 | Sydney Barker | 05:26 | 0-1 | 0-0 | 0-0 | 0 | 0 | 0 | 0 | 0 | 0 | 0 | 0 | 0 | 0 | 1 | 5 |
| Team | | | | | | 0 | 0 | 0 | 0 | 0 | 0 | 0 | | | | | |
| Totals | | | 14-32 | 3-10 | 6-11 | 7 | 15 | 22 | 11 | 8 | 37 | 6 | 9 | 4 | 4 | 2 | 16 |

| Shooting By Period | | |
|---------------------|-------|-------|
| 3 rd FG% | 8-16 | 50.0% |
| 3PT% | 2-5 | 40.0% |
| FT% | 5-7 | 71.4% |
| 4 th FG% | 6-16 | 37.5% |
| 3PT% | 1-5 | 20.0% |
| FT% | 1-4 | 25% |
| GM FG% | 14-32 | 43.8% |
| 3PT% | 3-10 | 30.0% |
| FT% | 6-11 | 54.5% |

Dead Ball Rebounds: 5, 3

Major Fouls: NONE

| | NCCU | UNC |
|------------------|---------------------------|---------------------------|
| Biggest lead | 0 (1 st 10:00) | 48 (4 th 0:01) |
| Best Scoring Run | 6 (4 th 9:26) | 7 (3 rd 6:34) |
| Lead Changes | 0 | |
| Times Tied | 0 | |
| Time with Lead | 00:00 | 19:39 |

| | NCCU | UNC |
|---------------|------|-----|
| Points from | | |
| Turnovers | 7 | 7 |
| Paint | 6 | 20 |
| Second Chance | 1 | 9 |
| Fast Breaks | 0 | 3 |
| Bench | 15 | 17 |

| | Period by Period Scoring | | | | |
|------|--------------------------|-----|-----|-----|-----|
| | 1st | 2nd | 3rd | 4th | TOT |
| NCCU | 9 | 12 | 12 | 9 | 42 |
| UNC | 23 | 30 | 23 | 14 | 90 |



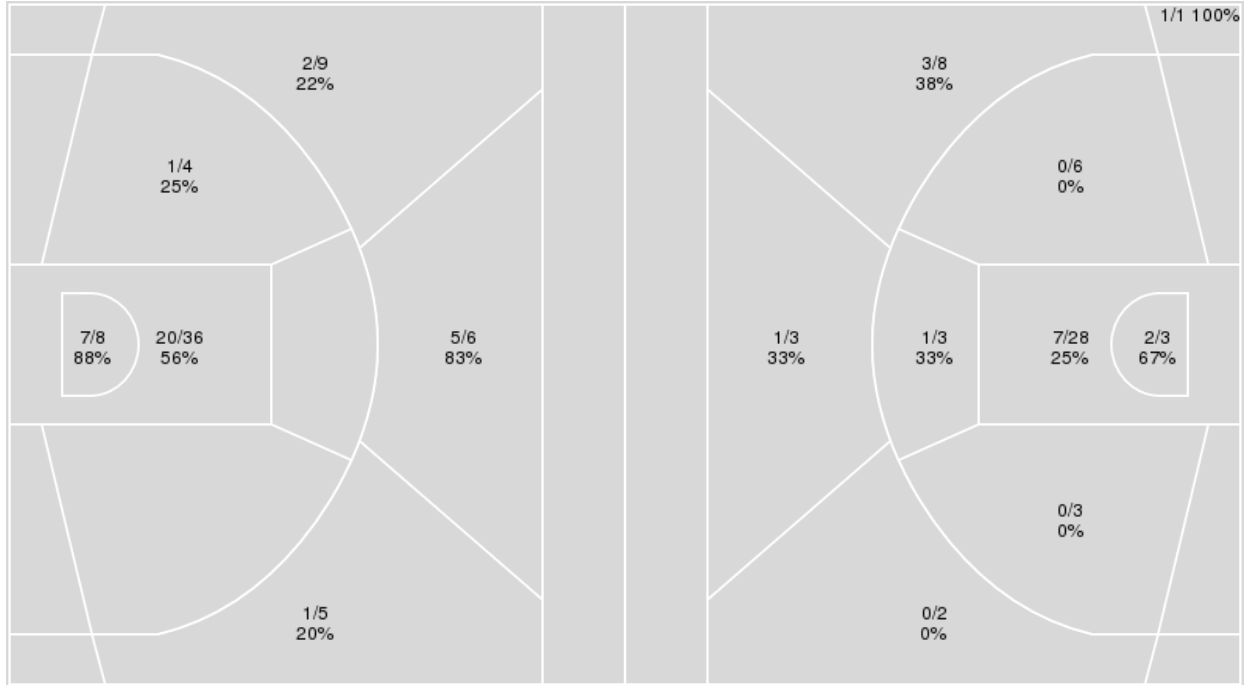
Officials: Angelica Suffren, Ashlee Goode, Kevin Fahy

Players => All; FG Types => All ; Results => All ;

Players => All; FG Types => All ; Results => All ;

North Carolina

N.C. Central



| North Carolina | M/A | % |
|----------------|-------|----|
| Field Goals | 36/68 | 53 |
| 2 Points | 28/48 | 58 |
| 3 Points | 8/20 | 40 |
| Free Throws | 10/19 | 53 |

| N.C. Central | M/A | % |
|--------------|-------|----|
| Field Goals | 15/57 | 26 |
| 2 Points | 10/43 | 23 |
| 3 Points | 5/14 | 36 |
| Free Throws | 7/16 | 44 |



N.C. Central at North Carolina

11/03/25 Carmichael Arena, Chapel Hill
2025-26 Women's Basketball

Game Time: 11:00 AM
Game Duration: 1:52
Attendance: 6,336

Officials: Angelica Suffren, Ashlee Goode, Kevin Fahy

N.C. Central

| No | Name | Mins | | Score | | Points Diff | | Points per Min | | Assists | | Rebounds | | Steals | | Turnovers | |
|----|-------------------|-------|-------|-------|-------|-------------|-----|----------------|------|---------|-----|----------|-----|--------|-----|-----------|-----|
| | | On | Off | On | Off | On | Off | On | Off | On | Off | On | Off | On | Off | On | Off |
| 0 | Aysia Hinton | 27:22 | 12:38 | 32-55 | 10-35 | -23 | -25 | 1.17 | 0.79 | 5 | 2 | 12 | 8 | 3 | 2 | 10 | 9 |
| 2 | Victoria Morris | 16:07 | 23:53 | 17-32 | 25-58 | -15 | -33 | 1.05 | 1.05 | 4 | 3 | 9 | 11 | 2 | 3 | 12 | 7 |
| 3 | Morgan Callahan | 38:21 | 01:39 | 37-86 | 5-4 | -49 | 1 | 0.96 | 3.02 | 6 | 1 | 19 | 1 | 3 | 2 | 18 | 1 |
| 4 | Tierney Coleman | 01:36 | 38:24 | 4-7 | 38-83 | -3 | -45 | 2.50 | 0.99 | 0 | 7 | 0 | 20 | 0 | 5 | 0 | 19 |
| 5 | Nia Young | 16:39 | 23:21 | 16-37 | 26-53 | -21 | -27 | 0.96 | 1.11 | 2 | 5 | 9 | 11 | 4 | 1 | 6 | 13 |
| 10 | Shakiria Foster | 16:36 | 23:24 | 16-45 | 26-45 | -29 | -19 | 0.96 | 1.11 | 4 | 3 | 8 | 12 | 1 | 4 | 10 | 9 |
| 11 | Amaya Harris | 19:39 | 20:21 | 20-48 | 22-42 | -28 | -20 | 1.02 | 1.08 | 3 | 4 | 11 | 9 | 5 | 0 | 8 | 11 |
| 12 | Aaliyah Grant | 14:49 | 25:11 | 19-28 | 23-62 | -9 | -39 | 1.28 | 0.91 | 1 | 6 | 7 | 13 | 2 | 3 | 4 | 15 |
| 13 | Kendall Alexander | 00:08 | 39:52 | 0-0 | 42-90 | 0 | -48 | 0.00 | 1.05 | 0 | 7 | 0 | 20 | 0 | 5 | 1 | 18 |
| 15 | Dianna Blake | 12:13 | 27:47 | 14-21 | 28-69 | -7 | -41 | 1.15 | 1.01 | 3 | 4 | 8 | 12 | 1 | 4 | 7 | 12 |
| 23 | Najah Lane | 23:05 | 16:55 | 24-48 | 18-42 | -24 | -24 | 1.04 | 1.06 | 4 | 3 | 11 | 9 | 1 | 4 | 11 | 8 |
| 24 | Aniya Finger | 13:25 | 26:35 | 11-43 | 31-47 | -32 | -16 | 0.82 | 1.17 | 3 | 4 | 6 | 14 | 3 | 2 | 8 | 11 |

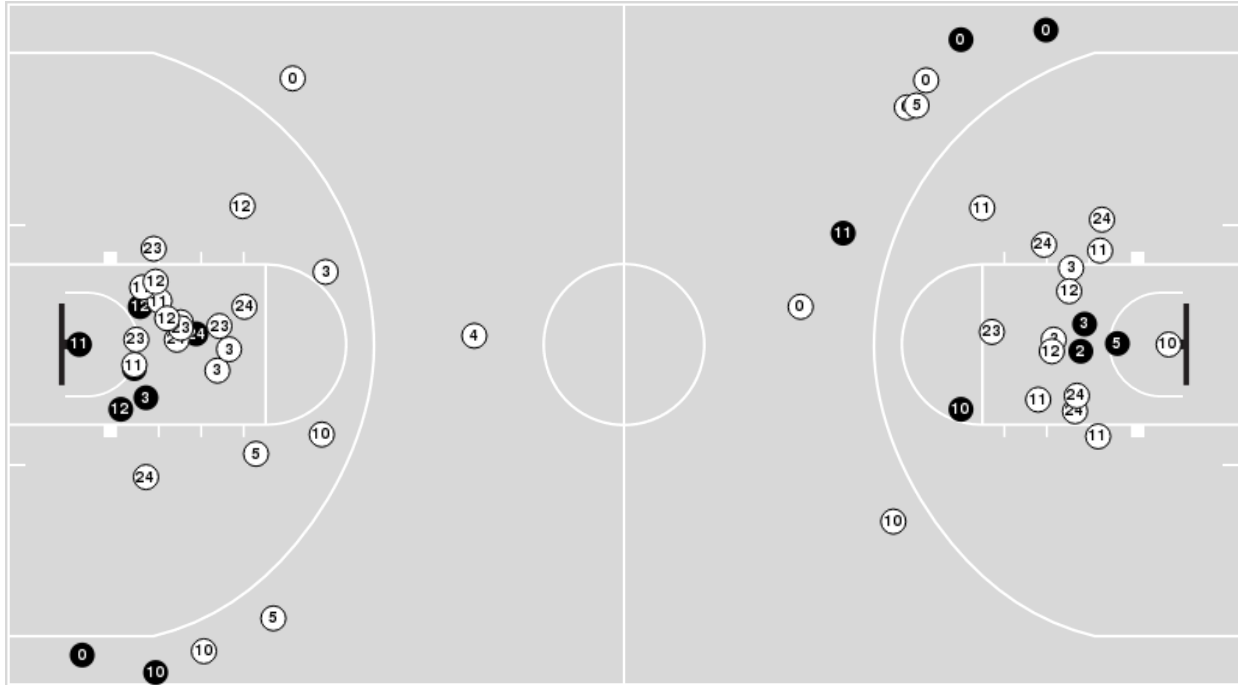
North Carolina

| No | Name | Mins | | Score | | Points Diff | | Points per Min | | Assists | | Rebounds | | Steals | | Turnovers | |
|----|-------------------|-------|-------|-------|-------|-------------|-----|----------------|------|---------|-----|----------|-----|--------|-----|-----------|-----|
| | | On | Off | On | Off | On | Off | On | Off | On | Off | On | Off | On | Off | On | Off |
| 1 | Jordan Zubich | 12:49 | 27:11 | 28-18 | 62-24 | 10 | 38 | 2.18 | 2.28 | 3 | 13 | 17 | 31 | 4 | 6 | 6 | 13 |
| 2 | Nyla Harris | 20:13 | 19:47 | 59-20 | 31-22 | 39 | 9 | 2.92 | 1.57 | 9 | 7 | 29 | 19 | 6 | 4 | 10 | 9 |
| 3 | Taliyah Henderson | 13:50 | 26:10 | 26-18 | 64-24 | 8 | 40 | 1.88 | 2.45 | 5 | 11 | 13 | 35 | 1 | 9 | 6 | 13 |
| 4 | Laila Hull | 18:48 | 21:12 | 35-24 | 55-18 | 11 | 37 | 1.86 | 2.59 | 9 | 7 | 20 | 28 | 3 | 7 | 11 | 8 |
| 5 | Liza Astakhova | 08:31 | 31:29 | 14-9 | 76-33 | 5 | 43 | 1.64 | 2.41 | 2 | 14 | 9 | 39 | 3 | 7 | 5 | 14 |
| 7 | Nyla Brooks | 22:27 | 17:33 | 47-24 | 43-18 | 23 | 25 | 2.09 | 2.45 | 10 | 6 | 27 | 21 | 3 | 7 | 12 | 7 |
| 10 | Reniya Kelly | 05:07 | 34:53 | 14-3 | 76-39 | 11 | 37 | 2.74 | 2.18 | 3 | 13 | 4 | 44 | 4 | 6 | 2 | 17 |
| 15 | Sydney Barker | 08:04 | 31:56 | 13-8 | 77-34 | 5 | 43 | 1.61 | 2.41 | 4 | 12 | 9 | 39 | 1 | 9 | 2 | 17 |
| 17 | Elina Aarnisalo | 27:49 | 12:11 | 71-23 | 19-19 | 48 | 0 | 2.55 | 1.56 | 12 | 4 | 36 | 12 | 7 | 3 | 12 | 7 |
| 21 | Ciera Toomey | 25:20 | 14:40 | 64-22 | 26-20 | 42 | 6 | 2.53 | 1.77 | 11 | 5 | 33 | 15 | 8 | 2 | 9 | 10 |
| 24 | Indya Nivar | 21:26 | 18:34 | 56-21 | 34-21 | 35 | 13 | 2.61 | 1.83 | 7 | 9 | 28 | 20 | 7 | 3 | 9 | 10 |
| 26 | Taissa Queiroz | 15:36 | 24:24 | 23-20 | 67-22 | 3 | 45 | 1.47 | 2.75 | 5 | 11 | 15 | 33 | 3 | 7 | 11 | 8 |

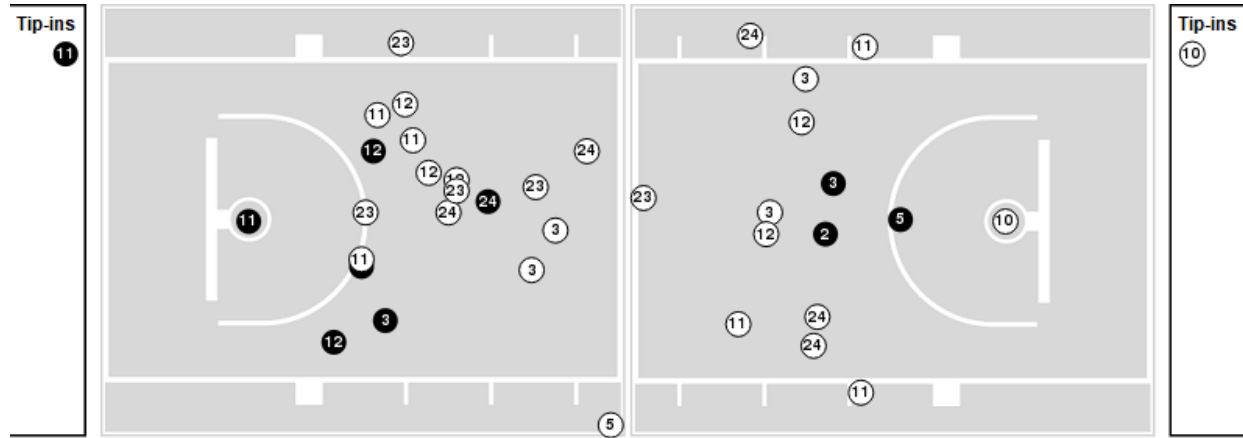


Players => All ; FG Types => All ; Results => All ;
N.C. Central

All Field Goals



Shots in the Paint



● Made ○ Missed N - Player Number

| N.C. Central | M/A | % |
|--------------|-------|----|
| Field Goals | 15/57 | 26 |
| 2 Points | 10/43 | 23 |
| 3 Points | 5/14 | 36 |
| Free Throws | 7/16 | 44 |

| N.C. Central | M/A | % |
|----------------------|-----------|----|
| Points in the Paint | 18 (9/31) | 29 |
| Fast Break Points | 0 (0/0) | 0 |
| Second Chance Points | 3 (2/6) | 33 |
| Effective FG% | 31 | |

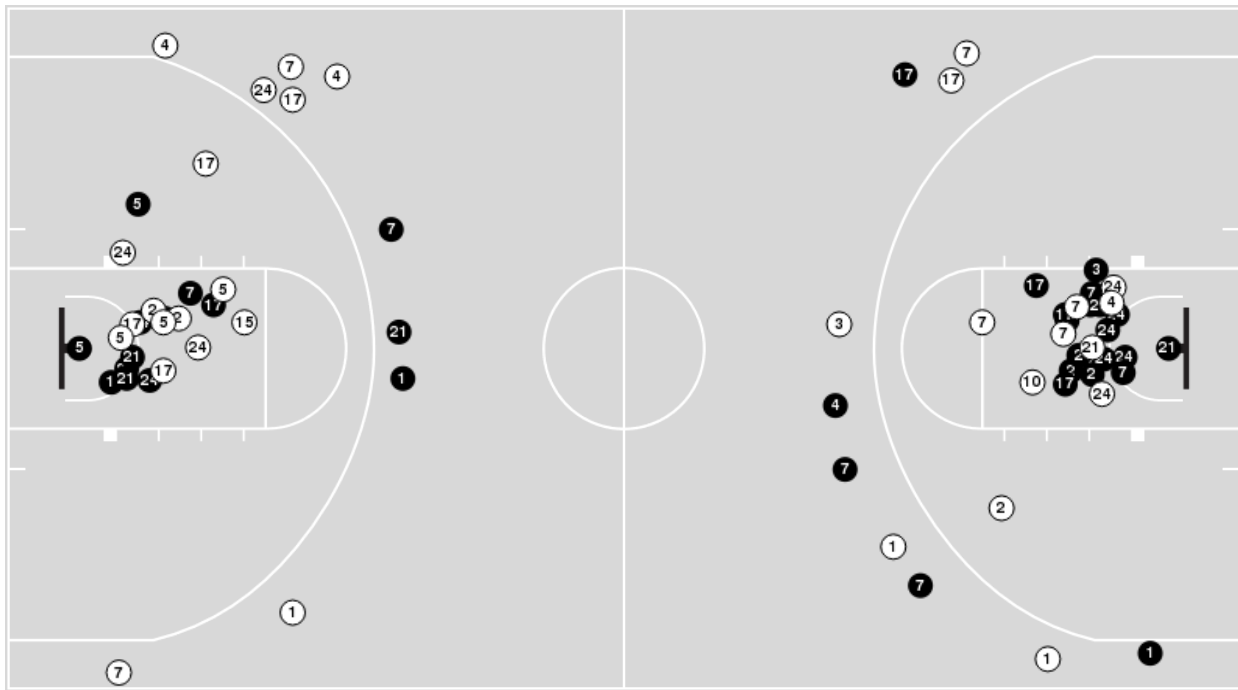


Officials: Angelica Suffren, Ashlee Goode, Kevin Fahy

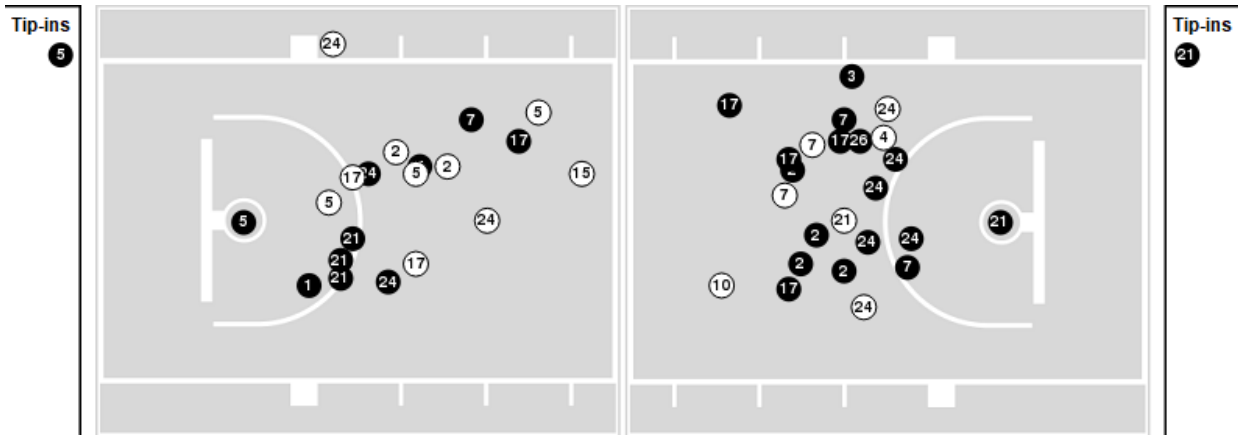
Players => All ; FG Types => All ; Results => All ;

North Carolina

All Field Goals



Shots in the Paint



● Made ○ Missed N - Player Number

| North Carolina | M/A | % |
|----------------|-------|----|
| Field Goals | 36/68 | 53 |
| 2 Points | 28/48 | 58 |
| 3 Points | 8/20 | 40 |
| Free Throws | 10/19 | 53 |

| North Carolina | M/A | % |
|----------------------|------------|----|
| Points in the Paint | 54 (27/44) | 61 |
| Fast Break Points | 21 (10/14) | 71 |
| Second Chance Points | 17 (10/17) | 59 |
| Effective FG% | 59 | |



N.C. Central at North Carolina

11/03/25 Carmichael Arena, Chapel Hill
2025-26 Women's Basketball

Officials: Angelica Suffren, Ashlee Goode, Kevin Fahy

N.C. Central

| Lineup | Quarter On | Time On | Quarter Off | Time Off | Time on Court | Score | Score Diff | Reb | Stl | Tov | Ass | PPP |
|---|------------|---------|-------------|----------|---------------|-------|------------|-----|-----|-----|-----|--------|
| 2- Morris V/ 10- Foster S/ 13- Alexander K/ 23- Lane N/ 24- Finger A/ | 1 | 10:00 | 1 | 09:52 | 00:08 | 0-0 | 0 | 0 | 0 | 1 | 0 | 0.0000 |
| 2- Morris V/ 3- Callahan M/ 10- Foster S/ 23- Lane N/ 24- Finger A/ | 1 | 09:52 | 1 | 08:32 | 01:20 | 2-3 | -1 | 0 | 0 | 2 | 1 | 0.6667 |
| 2- Morris V/ 3- Callahan M/ 10- Foster S/ 11- Harris A/ 24- Finger A/ | 1 | 08:32 | 1 | 07:22 | 01:10 | 0-7 | -7 | 1 | 0 | 2 | 0 | 0.0000 |
| 3- Callahan M/ 5- Young N/ 10- Foster S/ 11- Harris A/ 24- Finger A/ | 1 | 07:22 | 1 | 05:33 | 01:49 | 1-4 | -3 | 2 | 1 | 1 | 0 | 0.2049 |
| 0- Hinton A/ 3- Callahan M/ 5- Young N/ 11- Harris A/ 15- Blake D/ | 1 | 05:33 | 1 | 04:53 | 00:40 | 0-0 | 0 | 0 | 0 | 1 | 0 | 0.0000 |
| 0- Hinton A/ 3- Callahan M/ 5- Young N/ 15- Blake D/ 23- Lane N/ | 1 | 04:53 | 1 | 04:27 | 00:26 | 0-0 | 0 | 1 | 0 | 0 | 0 | 0.0000 |
| 0- Hinton A/ 3- Callahan M/ 5- Young N/ 12- Grant A/ 23- Lane N/ | 1 | 04:27 | 1 | 02:49 | 01:38 | 0-2 | -2 | 2 | 0 | 0 | 0 | 0.0000 |
| 0- Hinton A/ 3- Callahan M/ 4- Coleman T/ 12- Grant A/ 23- Lane N/ | 1 | 02:49 | 1 | 01:13 | 01:36 | 4-7 | -3 | 0 | 0 | 0 | 0 | 1.3333 |
| 0- Hinton A/ 2- Morris V/ 3- Callahan M/ 12- Grant A/ 23- Lane N/ | 1 | 01:13 | 1 | 00:33 | 00:39 | 0-0 | 0 | 0 | 0 | 1 | 0 | 0.0000 |
| 0- Hinton A/ 2- Morris V/ 3- Callahan M/ 11- Harris A/ 12- Grant A/ | 1 | 00:33 | 1 | 00:03 | 00:30 | 2-0 | 2 | 1 | 0 | 0 | 1 | 1.0638 |
| 0- Hinton A/ 2- Morris V/ 5- Young N/ 11- Harris A/ 24- Finger A/ | 1 | 00:03 | 2 | 08:59 | 01:04 | 3-2 | 1 | 0 | 1 | 0 | 1 | 1.5000 |
| 3- Callahan M/ 5- Young N/ 10- Foster S/ 23- Lane N/ 24- Finger A/ | 2 | 08:59 | 2 | 07:51 | 01:08 | 3-8 | -5 | 0 | 0 | 1 | 1 | 1.0000 |
| 0- Hinton A/ 3- Callahan M/ 10- Foster S/ 23- Lane N/ 24- Finger A/ | 2 | 07:51 | 2 | 06:30 | 01:21 | 0-4 | -4 | 0 | 0 | 0 | 0 | 0.0000 |
| 0- Hinton A/ 3- Callahan M/ 10- Foster S/ 12- Grant A/ 23- Lane N/ | 2 | 06:30 | 2 | 06:04 | 00:26 | 0-0 | 0 | 1 | 0 | 0 | 0 | 0.0000 |
| 0- Hinton A/ 3- Callahan M/ 10- Foster S/ 11- Harris A/ 12- Grant A/ | 2 | 06:04 | 2 | 04:49 | 01:15 | 0-5 | -5 | 0 | 0 | 0 | 0 | 0.0000 |
| 0- Hinton A/ 2- Morris V/ 11- Harris A/ 12- Grant A/ 15- Blake D/ | 2 | 04:49 | 2 | 04:22 | 00:27 | 2-2 | 0 | 1 | 1 | 0 | 0 | 2.0000 |
| 0- Hinton A/ 3- Callahan M/ 10- Foster S/ 15- Blake D/ 23- Lane N/ | 2 | 04:22 | 2 | 03:25 | 00:57 | 0-5 | -5 | 0 | 0 | 1 | 0 | 0.0000 |
| 0- Hinton A/ 3- Callahan M/ 10- Foster S/ 12- Grant A/ 23- Lane N/ | 2 | 03:25 | 2 | 02:19 | 01:06 | 2-0 | 2 | 0 | 0 | 0 | 0 | 1.0638 |
| 0- Hinton A/ 2- Morris V/ 3- Callahan M/ 12- Grant A/ 23- Lane N/ | 2 | 02:19 | 3 | 10:00 | 02:19 | 2-4 | -2 | 1 | 0 | 2 | 0 | 0.3333 |
| 2- Morris V/ 3- Callahan M/ 11- Harris A/ 23- Lane N/ 24- Finger A/ | 3 | 10:00 | 3 | 08:32 | 01:28 | 0-4 | -4 | 2 | 0 | 0 | 0 | 0.0000 |
| 3- Callahan M/ 5- Young N/ 11- Harris A/ 23- Lane N/ 24- Finger A/ | 3 | 08:32 | 3 | 07:16 | 01:16 | 2-2 | 0 | 0 | 1 | 0 | 0 | 1.0000 |
| 0- Hinton A/ 3- Callahan M/ 5- Young N/ 11- Harris A/ 24- Finger A/ | 3 | 07:16 | 3 | 06:34 | 00:42 | 0-5 | -5 | 0 | 0 | 0 | 0 | 0.0000 |
| 0- Hinton A/ 3- Callahan M/ 5- Young N/ 11- Harris A/ 12- Grant A/ | 3 | 06:34 | 3 | 05:09 | 01:25 | 5-3 | 2 | 0 | 0 | 0 | 0 | 1.7361 |
| 3- Callahan M/ 5- Young N/ 10- Foster S/ 23- Lane N/ 24- Finger A/ | 3 | 05:09 | 3 | 03:10 | 01:59 | 0-4 | -4 | 1 | 0 | 1 | 0 | 0.0000 |
| 3- Callahan M/ 5- Young N/ 10- Foster S/ 11- Harris A/ 12- Grant A/ | 3 | 03:10 | 3 | 01:55 | 01:15 | 2-1 | 1 | 0 | 0 | 0 | 0 | 0.5000 |
| 3- Callahan M/ 5- Young N/ 10- Foster S/ 11- Harris A/ 15- Blake D/ | 3 | 01:55 | 3 | 00:50 | 01:04 | 0-2 | -2 | 2 | 0 | 1 | 0 | 0.0000 |
| 0- Hinton A/ 3- Callahan M/ 10- Foster S/ 15- Blake D/ 23- Lane N/ | 3 | 00:50 | 4 | 09:13 | 01:37 | 6-2 | 4 | 1 | 0 | 0 | 2 | 3.0000 |
| 0- Hinton A/ 2- Morris V/ 3- Callahan M/ 15- Blake D/ 23- Lane N/ | 4 | 09:13 | 4 | 08:05 | 01:08 | 0-1 | -1 | 0 | 0 | 1 | 0 | 0.0000 |
| 0- Hinton A/ 2- Morris V/ 3- Callahan M/ 11- Harris A/ 15- Blake D/ | 4 | 08:05 | 4 | 05:26 | 02:39 | 2-4 | -2 | 0 | 0 | 2 | 1 | 0.5000 |
| 0- Hinton A/ 2- Morris V/ 3- Callahan M/ 15- Blake D/ 23- Lane N/ | 4 | 05:26 | 4 | 02:54 | 02:32 | 3-2 | 1 | 2 | 0 | 1 | 0 | 0.6148 |
| 0- Hinton A/ 2- Morris V/ 3- Callahan M/ 11- Harris A/ 15- Blake D/ | 4 | 02:54 | 4 | 02:12 | 00:42 | 1-3 | -2 | 1 | 0 | 0 | 0 | 1.1364 |
| 0- Hinton A/ 3- Callahan M/ 5- Young N/ 11- Harris A/ 12- Grant A/ | 4 | 02:12 | 4 | 00:00 | 02:12 | 0-4 | -4 | 1 | 1 | 1 | 0 | 0.0000 |



N.C. Central at North Carolina

11/03/25 Carmichael Arena, Chapel Hill
2025-26 Women's Basketball

Officials: Angelica Suffren, Ashlee Goode, Kevin Fahy

North Carolina

| Lineup | Quarter On | Time On | Quarter Off | Time Off | Time on Court | Score | Score Diff | Reb | Stl | Tov | Ass | PPP |
|--|------------|---------|-------------|----------|---------------|-------|------------|-----|-----|-----|-----|--------|
| 2- Harris N/ 10- Kelly R/ 17- Aarnisalo E/ 21- Toomey C/ 24- Nivar I/ | 1 | 10:00 | 1 | 05:33 | 04:27 | 14-3 | 11 | 4 | 4 | 2 | 3 | 1.2868 |
| 2- Harris N/ 3- Henderson T/ 10- Kelly R/ 17- Aarnisalo E/ 24- Nivar I/ | 1 | 05:33 | 1 | 04:53 | 00:40 | 0-0 | 0 | 0 | 0 | 0 | 0 | 0.0000 |
| 2- Harris N/ 3- Henderson T/ 7- Brooks N/ 17- Aarnisalo E/ 24- Nivar I/ | 1 | 04:53 | 1 | 04:27 | 00:26 | 0-0 | 0 | 0 | 0 | 0 | 0 | 0.0000 |
| 3- Henderson T/ 7- Brooks N/ 17- Aarnisalo E/ 24- Nivar I/ 26- Queiroz T/ | 1 | 04:27 | 1 | 03:45 | 00:42 | 0-0 | 0 | 1 | 0 | 0 | 0 | 0.0000 |
| 3- Henderson T/ 4- Hull L/ 7- Brooks N/ 17- Aarnisalo E/ 26- Queiroz T/ | 1 | 03:45 | 1 | 01:37 | 02:08 | 9-4 | 5 | 2 | 0 | 0 | 1 | 2.0270 |
| 1- Zubich J/ 4- Hull L/ 5- Astakhova L/ 7- Brooks N/ 26- Queiroz T/ | 1 | 01:37 | 2 | 10:00 | 01:37 | 0-2 | -2 | 3 | 1 | 4 | 0 | 0.0000 |
| 1- Zubich J/ 2- Harris N/ 4- Hull L/ 21- Toomey C/ 24- Nivar I/ | 2 | 10:00 | 2 | 08:38 | 01:22 | 2-6 | -4 | 1 | 0 | 1 | 0 | 0.6667 |
| 1- Zubich J/ 2- Harris N/ 17- Aarnisalo E/ 21- Toomey C/ 24- Nivar I/ | 2 | 08:38 | 2 | 06:30 | 02:08 | 12-0 | 12 | 6 | 1 | 0 | 1 | 2.2059 |
| 2- Harris N/ 7- Brooks N/ 17- Aarnisalo E/ 21- Toomey C/ 24- Nivar I/ | 2 | 06:30 | 2 | 04:49 | 01:41 | 5-0 | 5 | 4 | 0 | 0 | 1 | 1.6667 |
| 2- Harris N/ 3- Henderson T/ 4- Hull L/ 7- Brooks N/ 17- Aarnisalo E/ | 2 | 04:49 | 2 | 03:25 | 01:24 | 7-2 | 5 | 2 | 0 | 1 | 2 | 1.4344 |
| 3- Henderson T/ 4- Hull L/ 7- Brooks N/ 17- Aarnisalo E/ 26- Queiroz T/ | 2 | 03:25 | 2 | 02:38 | 00:47 | 0-0 | 0 | 1 | 0 | 1 | 0 | 0.0000 |
| 3- Henderson T/ 4- Hull L/ 7- Brooks N/ 15- Barker S/ 26- Queiroz T/ | 2 | 02:38 | 3 | 10:00 | 02:38 | 4-4 | 0 | 2 | 0 | 1 | 2 | 0.8197 |
| 2- Harris N/ 7- Brooks N/ 17- Aarnisalo E/ 21- Toomey C/ 24- Nivar I/ | 3 | 10:00 | 3 | 03:10 | 06:50 | 18-7 | 11 | 9 | 1 | 3 | 2 | 1.2676 |
| 2- Harris N/ 3- Henderson T/ 17- Aarnisalo E/ 24- Nivar I/ 26- Queiroz T/ | 3 | 03:10 | 3 | 02:20 | 00:50 | 1-0 | 1 | 3 | 0 | 3 | 0 | 0.2577 |
| 1- Zubich J/ 2- Harris N/ 3- Henderson T/ 24- Nivar I/ 26- Queiroz T/ | 3 | 02:20 | 3 | 01:55 | 00:25 | 0-2 | -2 | 0 | 0 | 0 | 0 | 0.0000 |
| 1- Zubich J/ 3- Henderson T/ 5- Astakhova L/ 24- Nivar I/ 26- Queiroz T/ | 3 | 01:55 | 4 | 10:00 | 01:55 | 4-3 | 1 | 0 | 1 | 0 | 0 | 1.0000 |
| 1- Zubich J/ 3- Henderson T/ 5- Astakhova L/ 17- Aarnisalo E/ 26- Queiroz T/ | 4 | 10:00 | 4 | 08:52 | 01:08 | 1-3 | -2 | 1 | 0 | 0 | 0 | 0.5319 |
| 3- Henderson T/ 4- Hull L/ 17- Aarnisalo E/ 21- Toomey C/ 26- Queiroz T/ | 4 | 08:52 | 4 | 08:05 | 00:47 | 0-0 | 0 | 1 | 0 | 0 | 0 | 0.0000 |
| 4- Hull L/ 7- Brooks N/ 17- Aarnisalo E/ 21- Toomey C/ 26- Queiroz T/ | 4 | 08:05 | 4 | 05:26 | 02:39 | 4-2 | 2 | 1 | 1 | 2 | 2 | 0.8000 |
| 4- Hull L/ 7- Brooks N/ 15- Barker S/ 17- Aarnisalo E/ 21- Toomey C/ | 4 | 05:26 | 4 | 04:14 | 01:12 | 0-2 | -2 | 1 | 0 | 0 | 0 | 0.0000 |
| 1- Zubich J/ 4- Hull L/ 7- Brooks N/ 15- Barker S/ 21- Toomey C/ | 4 | 04:14 | 4 | 03:51 | 00:23 | 0-1 | -1 | 1 | 0 | 0 | 0 | 0.0000 |
| 1- Zubich J/ 4- Hull L/ 5- Astakhova L/ 15- Barker S/ 21- Toomey C/ | 4 | 03:51 | 4 | 00:00 | 03:51 | 9-1 | 8 | 5 | 1 | 1 | 2 | 1.5000 |



N.C. Central

| Lineup | Time | Score | Score Diff | Pts/Min | Reb | Stl | Tov | Ass | PPP |
|---|-------|-------|------------|---------|-----|-----|-----|-----|--------|
| 0- Hinton A/ 2- Morris V/ 3- Callahan M/ 15- Blake D/ 23- Lane N/ | 03:40 | 3-3 | 0 | 0.8182 | 2 | 0 | 2 | 0 | 0.4438 |
| 0- Hinton A/ 3- Callahan M/ 5- Young N/ 11- Harris A/ 12- Grant A/ | 03:37 | 5-7 | -2 | 1.3825 | 1 | 1 | 1 | 0 | 0.8503 |
| 0- Hinton A/ 2- Morris V/ 3- Callahan M/ 11- Harris A/ 15- Blake D/ | 03:21 | 3-7 | -4 | 0.8955 | 1 | 0 | 2 | 1 | 0.6148 |
| 3- Callahan M/ 5- Young N/ 10- Foster S/ 23- Lane N/ 24- Finger A/ | 03:07 | 3-12 | -9 | 0.9626 | 1 | 0 | 2 | 1 | 0.3750 |
| 0- Hinton A/ 2- Morris V/ 3- Callahan M/ 12- Grant A/ 23- Lane N/ | 02:58 | 2-4 | -2 | 0.6730 | 1 | 0 | 3 | 0 | 0.2500 |
| 0- Hinton A/ 3- Callahan M/ 10- Foster S/ 15- Blake D/ 23- Lane N/ | 02:34 | 6-7 | -1 | 2.3316 | 1 | 0 | 1 | 2 | 1.5000 |
| 3- Callahan M/ 5- Young N/ 10- Foster S/ 11- Harris A/ 24- Finger A/ | 01:49 | 1-4 | -3 | 0.5505 | 2 | 1 | 1 | 0 | 0.2049 |
| 0- Hinton A/ 3- Callahan M/ 5- Young N/ 12- Grant A/ 23- Lane N/ | 01:38 | 0-2 | -2 | 0.0000 | 2 | 0 | 0 | 0 | 0.0000 |
| 0- Hinton A/ 3- Callahan M/ 4- Coleman T/ 12- Grant A/ 23- Lane N/ | 01:36 | 4-7 | -3 | 2.5000 | 0 | 0 | 0 | 0 | 1.3333 |
| 0- Hinton A/ 3- Callahan M/ 10- Foster S/ 12- Grant A/ 23- Lane N/ | 01:32 | 2-0 | 2 | 1.3043 | 1 | 0 | 0 | 0 | 1.0638 |
| 2- Morris V/ 3- Callahan M/ 11- Harris A/ 23- Lane N/ 24- Finger A/ | 01:28 | 0-4 | -4 | 0.0000 | 2 | 0 | 0 | 0 | 0.0000 |
| 0- Hinton A/ 3- Callahan M/ 10- Foster S/ 23- Lane N/ 24- Finger A/ | 01:21 | 0-4 | -4 | 0.0000 | 0 | 0 | 0 | 0 | 0.0000 |
| 2- Morris V/ 3- Callahan M/ 10- Foster S/ 23- Lane N/ 24- Finger A/ | 01:20 | 2-3 | -1 | 1.5000 | 0 | 0 | 2 | 1 | 0.6667 |
| 3- Callahan M/ 5- Young N/ 11- Harris A/ 23- Lane N/ 24- Finger A/ | 01:16 | 2-2 | 0 | 1.5789 | 0 | 1 | 0 | 0 | 1.0000 |
| 0- Hinton A/ 3- Callahan M/ 10- Foster S/ 11- Harris A/ 12- Grant A/ | 01:15 | 0-5 | -5 | 0.0000 | 0 | 0 | 0 | 0 | 0.0000 |
| 3- Callahan M/ 5- Young N/ 10- Foster S/ 11- Harris A/ 12- Grant A/ | 01:15 | 2-1 | 1 | 1.6000 | 0 | 0 | 0 | 0 | 0.5000 |
| 2- Morris V/ 3- Callahan M/ 10- Foster S/ 11- Harris A/ 24- Finger A/ | 01:10 | 0-7 | -7 | 0.0000 | 1 | 0 | 2 | 0 | 0.0000 |
| 3- Callahan M/ 5- Young N/ 10- Foster S/ 11- Harris A/ 15- Blake D/ | 01:04 | 0-2 | -2 | 0.0000 | 2 | 0 | 1 | 0 | 0.0000 |
| 0- Hinton A/ 2- Morris V/ 5- Young N/ 11- Harris A/ 24- Finger A/ | 01:04 | 3-2 | 1 | 2.7950 | 0 | 1 | 0 | 1 | 1.5000 |
| 0- Hinton A/ 3- Callahan M/ 5- Young N/ 11- Harris A/ 24- Finger A/ | 00:42 | 0-5 | -5 | 0.0000 | 0 | 0 | 0 | 0 | 0.0000 |
| 0- Hinton A/ 3- Callahan M/ 5- Young N/ 11- Harris A/ 15- Blake D/ | 00:40 | 0-0 | 0 | 0.0000 | 0 | 0 | 1 | 0 | 0.0000 |
| 0- Hinton A/ 2- Morris V/ 3- Callahan M/ 11- Harris A/ 12- Grant A/ | 00:30 | 2-0 | 2 | 3.9604 | 1 | 0 | 0 | 1 | 1.0638 |
| 0- Hinton A/ 2- Morris V/ 11- Harris A/ 12- Grant A/ 15- Blake D/ | 00:27 | 2-2 | 0 | 4.4444 | 1 | 1 | 0 | 0 | 2.0000 |
| 0- Hinton A/ 3- Callahan M/ 5- Young N/ 15- Blake D/ 23- Lane N/ | 00:26 | 0-0 | 0 | 0.0000 | 1 | 0 | 0 | 0 | 0.0000 |
| 2- Morris V/ 10- Foster S/ 13- Alexander K/ 23- Lane N/ 24- Finger A/ | 00:08 | 0-0 | 0 | 0.0000 | 0 | 0 | 1 | 0 | 0.0000 |



North Carolina

| Lineup | Time | Score | Score Diff | Pts/Min | Reb | Stl | Tov | Ass | PPP |
|--|-------|-------|------------|---------|-----|-----|-----|-----|--------|
| 2- Harris N/ 7- Brooks N/ 17- Aarnisalo E/ 21- Toomey C/ 24- Nivar I/ | 08:31 | 23-7 | 16 | 2.7006 | 13 | 1 | 3 | 3 | 1.3372 |
| 2- Harris N/ 10- Kelly R/ 17- Aarnisalo E/ 21- Toomey C/ 24- Nivar I/ | 04:27 | 14-3 | 11 | 3.1461 | 4 | 4 | 2 | 3 | 1.2868 |
| 1- Zubich J/ 4- Hull L/ 5- Astakhova L/ 15- Barker S/ 21- Toomey C/ | 03:51 | 9-1 | 8 | 2.3377 | 5 | 1 | 1 | 2 | 1.5000 |
| 3- Henderson T/ 4- Hull L/ 7- Brooks N/ 17- Aarnisalo E/ 26- Queiroz T/ | 02:55 | 9-4 | 5 | 3.0857 | 3 | 0 | 1 | 1 | 1.6544 |
| 4- Hull L/ 7- Brooks N/ 17- Aarnisalo E/ 21- Toomey C/ 26- Queiroz T/ | 02:39 | 4-2 | 2 | 1.5094 | 1 | 1 | 2 | 2 | 0.8000 |
| 3- Henderson T/ 4- Hull L/ 7- Brooks N/ 15- Barker S/ 26- Queiroz T/ | 02:38 | 4-4 | 0 | 1.5190 | 2 | 0 | 1 | 2 | 0.8197 |
| 1- Zubich J/ 2- Harris N/ 17- Aarnisalo E/ 21- Toomey C/ 24- Nivar I/ | 02:08 | 12-0 | 12 | 5.6250 | 6 | 1 | 0 | 1 | 2.2059 |
| 1- Zubich J/ 3- Henderson T/ 5- Astakhova L/ 24- Nivar I/ 26- Queiroz T/ | 01:55 | 4-3 | 1 | 2.0870 | 0 | 1 | 0 | 0 | 1.0000 |
| 1- Zubich J/ 4- Hull L/ 5- Astakhova L/ 7- Brooks N/ 26- Queiroz T/ | 01:37 | 0-2 | -2 | 0.0000 | 3 | 1 | 4 | 0 | 0.0000 |
| 2- Harris N/ 3- Henderson T/ 4- Hull L/ 7- Brooks N/ 17- Aarnisalo E/ | 01:24 | 7-2 | 5 | 5.0000 | 2 | 0 | 1 | 2 | 1.4344 |
| 1- Zubich J/ 2- Harris N/ 4- Hull L/ 21- Toomey C/ 24- Nivar I/ | 01:22 | 2-6 | -4 | 1.4634 | 1 | 0 | 1 | 0 | 0.6667 |
| 4- Hull L/ 7- Brooks N/ 15- Barker S/ 17- Aarnisalo E/ 21- Toomey C/ | 01:12 | 0-2 | -2 | 0.0000 | 1 | 0 | 0 | 0 | 0.0000 |
| 1- Zubich J/ 3- Henderson T/ 5- Astakhova L/ 17- Aarnisalo E/ 26- Queiroz T/ | 01:08 | 1-3 | -2 | 0.8824 | 1 | 0 | 0 | 0 | 0.5319 |
| 2- Harris N/ 3- Henderson T/ 17- Aarnisalo E/ 24- Nivar I/ 26- Queiroz T/ | 00:50 | 1-0 | 1 | 1.2000 | 3 | 0 | 3 | 0 | 0.2577 |
| 3- Henderson T/ 4- Hull L/ 17- Aarnisalo E/ 21- Toomey C/ 26- Queiroz T/ | 00:47 | 0-0 | 0 | 0.0000 | 1 | 0 | 0 | 0 | 0.0000 |
| 3- Henderson T/ 7- Brooks N/ 17- Aarnisalo E/ 24- Nivar I/ 26- Queiroz T/ | 00:42 | 0-0 | 0 | 0.0000 | 1 | 0 | 0 | 0 | 0.0000 |
| 2- Harris N/ 3- Henderson T/ 10- Kelly R/ 17- Aarnisalo E/ 24- Nivar I/ | 00:40 | 0-0 | 0 | 0.0000 | 0 | 0 | 0 | 0 | 0.0000 |
| 2- Harris N/ 3- Henderson T/ 7- Brooks N/ 17- Aarnisalo E/ 24- Nivar I/ | 00:26 | 0-0 | 0 | 0.0000 | 0 | 0 | 0 | 0 | 0.0000 |
| 1- Zubich J/ 2- Harris N/ 3- Henderson T/ 24- Nivar I/ 26- Queiroz T/ | 00:25 | 0-2 | -2 | 0.0000 | 0 | 0 | 0 | 0 | 0.0000 |
| 1- Zubich J/ 4- Hull L/ 7- Brooks N/ 15- Barker S/ 21- Toomey C/ | 00:23 | 0-1 | -1 | 0.0000 | 1 | 0 | 0 | 0 | 0.0000 |