2025 CAROLINA FOOTBALL GAME NOTES

OPPONENT BREAKDOWN

VIRGINIA CAVALIERS (6-1, 3-0 ACC)	NORTH CAROLINA TAR HEELS (2-4, 0-2 ACC)
Head Coach: Tony Elliott	**Head Coach: Bill Belichick**
4th Season at Virginia / Same Overall	1st Season at UNC / 30th Overall
Alma Mater: Clemson '02	Alma Mater: Wesleyan '75
at Virginia: 17-24	at North Carolina: 2-4
Career: Same	Career: 335-182
Record vs. North Carolina: 1-2	Record vs. Virginia: 0-0

Date	Saturday, Oct. 25
Time	Noon ET
Site	Chapel Hill, N.C.
Venue	Kenan Stadium
Surface	Natural Grass
Capacity	50,500
TV	ACC Network
Play-by-Play	Wes Durham
Analyst	Steve Addazio
Sideline	Dana Boyle
Radio	Tar Heel Sports Radio Network
	97.9 FM (Chapel Hill)
Play-by-Play	Jones Angell
Analyst	Bryn Renner
Sideline	Lee Pace
Live Stats	GoHeels.com
Twitter/X	@UNCFootball
Instagram	@uncfootball

2025 RECORD BREAKDOWN

Overall	2-4
ACC	0-2
Home	1-2
Away	1-2
Neutral	0-0

SERIES HISTORY

All-Time Record	UNC leads, 66-59-4
Home	UNC leads, 33-15-3
Away	Tied, 27-27-0
Neutral	UVA leads, 17-6-1

FIRST AND TEN

- Carolina is in its 135th season of football (138th year) in 2025.
- Entering the matchup with Virginia, the Tar Heels hold an all-time record of 753-580-54.
- The Tar Heels will have a noon kickoff for the second consecutive home game when they host Virginia Saturday.
- Saturday's game will air live on ACC Network with Wes Durham (PxP), Steve Addazio (Analyst) and Dana Boyle (Sideline) on the call.
- On December 11, 2024, Carolina announced the hiring of eight-time Super Bowl champion Bill Belichick as the program's new football coach.
- Belichick became the 40th coach in program history, the 12th to lead the program since joining the Atlantic Coast Conference in 1953.
- Belichick's ties to UNC date back to his father, Steve, who was an assistant coach for the Tar Heels from 1953-55.
- With the coaching transition, the 2025 Carolina Football coaching staff features more than 240 years of combined NFL experience.
- At the start of 2025, the Tar Heel roster featured 38 returners and 70 newcomers, including 40 transfers and 30 true freshmen.
- North Carolina leads the ACC and ranks 10th nationally in fewest penalties with only 29 this season, two fewer than the next closest conference opponent.

A WIN OVER VIRGINIA WOULD...

- Be Carolina's 754th all-time victory in program history.
- Give Belichick his third win at the collegiate level, his second win at home and first Atlantic Coast Conference victory.
- Give UNC its first ranked win since 2023 when the Tar Heels defeated No. 25 Miami, 41-31, on Oct. 14, 2023.
- Be Carolina's first victory against a top-20 opponent since a 58-55 win versus Wake Forest on Nov. 6, 2021.
- Give Carolina its 67th victory against the Cavaliers in the series.
- Be the Tar Heels' 34th win over Virginia at home in program history and 39th overall win against the Cavs in ACC play.



2025 SCHEDULE & RESULTS

	TCU	at Charlotte	Richmond	at UCF	Clemson*	at California*	No. 16 Virginia*	at Syracuse*	Stanford*	at Wake Forest*	Duke*	at NC State*
	Sept. 1	Sept. 6	Sept. 13	Sept. 20	Oct. 4	Oct. 17	Oct. 25	Oct. 31	Nov. 8	Nov. 15	Nov. 22	Nov. 29
	L, 48-14	W, 20-3	W, 41-6	L, 34-9	L, 38-10	L, 21-18	Noon	7:30 p.m.	TBA	TBA	TBA	TBA
	ESPN	ESPN+	ACC Network	FOX	ESPN	ESPN	ACC Network	ESPN	TBA	TBA	TBA	TBA

THE LAST MEETING...

CAROLINA (4-4, 1-3 ACC)	7	17	14	3	-	41
VIRGINIA (4-4, 2-3 ACC)	3	3	0	8	-	14

OCT. 26, 2024 | SCOTT STADIUM | CHARLOTTESVILLE, VA. | ATTENDANCE: 44,550

Omarion Hampton and J.J. Jones each scored twice and North Carolina's defense played its best game of the season as the Tar Heels smothered Virginia, 41-14, at Scott Stadium.

Carolina bullied its way to a season-high six sacks in the first half alone, limiting the Cavaliers to just 77 offensive yards, (including only four on the ground) in a dominant opening 30 minutes. The Tar Heels outscored UVA, 17-3, in the second quarter.

In the game, UNC posted 10 sacks, reaching double-digits for the first time since a 2000 game against Wake Forest. Virginia mustered just seven rushing yards overall.

The Tar Heels scored two touchdowns in the final 1:32 of the first half to blow open a close game and take control. Carolina led by as many as 32 points in the fourth quarter at 38-6.

Jones caught five passes for 129 yards and two TDs, averaging 25.8 yards per grab in the first multi-TD catch performance of his career. Tar Heel quarterback Jacolby Criswell completed 19 of 30 passes for 293 yards (second-most in his career) and two touchdowns.

Hampton ran for 105 yards and two scores on 26 carries. He has rushed for over 100 yards in seven of his first eight games this season and 16 times overall. He's the only Tar Heel to rush for 100+ yards in seven or more games in multiple seasons.

Virginia quarterback Anthony Colandrea completed 16 of 28 passes for only 156 yards as Carolina outgained the Cavaliers, 428-288.

STAT LEADERS

CAROLINA

Rushing	Att	Yds	TD
Hampton	26	105	2
Criswell	4	27	0
Gause	8	15	0
Totals	**40**	**135**	**2**

Passing	C-A-I	Yds	TD
Criswell	19-30-0	293	2
Totals	**19-31-0**	**293**	**2**

Receiving	No.	Yds	TD
Jones	5	129	2
McCollum	4	57	0
Copenhaver	4	24	0
Totals	**19**	**293**	**2**

VIRGINIA

Rushing	Att	Yds	TD
Colandrea	15	-16	0
Pace	7	24	0
Totals	**29**	**7**	**0**

Passing	C-A-I	Yds	TD
Colandrea	16-28-2	156	0
Muskett	8-13-0	125	1
Totals	**24-41-2**	**281**	**1**

Receiving	No.	Yds	TD
Gibson	4	38	0
Neville	4	32	0
Wilson	1	68	1
Totals	**24**	**281**	**1**

SCORING SUMMARY

Qtr	Time	Team	Scoring Play
1st	8:36	UVA	Bettridge 30-yard FG
1st	5:23	UNC	Jones 37-yard pass from Criswell (Burnette PAT)
2nd	7:51	UNC	Burnette 30-yard FG
2nd	4:02	UVA	Bettridge 27-yard FG
2nd	1:32	UNC	Hampton 3-yard rush (Burnette PAT)
2nd	0:05	UNC	Jones 31-yard pass from Criswell (Burnette PAT)
3rd	12:07	UNC	Hampton 8-yard rush (Burnette PAT)
3rd	0:17	UNC	Ritzie 84-yard interception return (Burnette PAT)
4th	10:07	UVA	Wilson 68-yard pass from Muskett (2-pt good)
4th	5:05	UNC	Burnette 25-yard FG

NATIONAL POLLS

ASSOCIATED PRESS
WEEK 9 (OCT. 19)

Rank	School	Points	Record
1	Ohio State	1643 (60)	7-0
2	Indiana	1583 (6)	7-0
3	Texas A&M	1499	7-0
4	Alabama	1463	6-1
5	Georgia	1360	6-1
6	Oregon	1317	6-1
7	Georgia Tech	1143	7-0
8	Ole Miss	1119	6-1
9	Miami (Fla.)	1073	5-1
10	Vanderbilt	1031	6-1
11	BYU	975	7-0
12	Notre Dame	964	5-2
13	Oklahoma	882	6-1
14	Texas Tech	782	6-1
15	Missouri	748	6-1
16	**Virginia**	**624**	**6-1**
17	Tennessee	527	5-2
18	USF	501	6-1
19	Louisville	458	5-1
20	LSU	388	5-2
21	Cincinnati	350	6-1
22	Texas	318	5-2
23	Illinois	168	5-2
24	Arizona State	155	5-2
25	Michigan	123	5-2

2025 Opponents Receiving Votes: TCU (2)

AFCA COACHES POLL
WEEK 9 (OCT. 19)

Rank	School	Points	Record
1	Ohio State	1625 (65)	7-0
2	Indiana	1549	7-0
3	Texas A&M	1470	7-0
4	Alabama	1408	6-1
5	Georgia	1358	6-1
6	Oregon	1302	6-1
7	Georgia Tech	1153	7-0
8	Ole Miss	1110	6-1
9	Miami (Fla.)	1027	5-1
10	BYU	990	7-0
11	Oklahoma	960	6-1
12	Vanderbilt	902	6-1
13	Notre Dame	872	5-2
14	Missouri	778	6-1
15	Texas Tech	738	6-1
16	**Virginia**	**528**	**6-1**
17	Tennessee	523	5-2
18	Texas	483	5-2
19	LSU	451	5-2
20	USF	393	6-1
21	Cincinnati	355	6-1
22	Louisville	336	5-1
23	Illinois	192	5-2
24	Michigan	175	5-2
25	Arizona State	144	5-2

2025 Opponents Receiving Votes: TCU (2)

COLLEGE FOOTBALL PLAYOFF
DEBUTS NOV. 4

Rank	School	Points	Record
1			
2			
3			
4			
5			
6			
7			
8			
9			
10			
11			
12			
13			
14			
15			
16			
17			
18			
19			
20			
21			
22			
23			
24			
25			

OPPONENT BREAKDOWN

NO. 16 VIRGINIA CAVALIERS

2025: 6-1 (3-0 ACC)
2024: 5-7 (3-5 ACC)

Tony Elliott
Head Coach - 4th Season
at Virginia: 17-24
Career: Same

STATISTICAL LEADERS

PASSING	Cmp	Att	Int	Pct	Yds	TD	YPG
Morris	145	211	4	68.7	1,607	11	229.6

RUSHING	ATT	Net	Avg	TD	LG	YPG
Taylor	108	512	4.7	8	66	73.1
Waylee	36	253	7.0	5	97	36.1

RECEIVING	No	Yds	Avg	TD	LG	YPG
Harris	28	405	14.5	3	75	57.9
Ross	28	329	11.8	2	46	47.0
Edrine	26	335	12.9	1	37	47.9

DEFENSE	Solo	Ast	Total	TFL-Yds	Sacks-Yds	Int
Neal	19	21	40	1.5-6	0.5-3	0
Robinson	11	24	35	2.5-10	1.0-2	1
Jackson	10	21	31	0.0-0	0.0-0	0
Melton	9	20	29	6.5-30	2.5-25	0

QUICK HITS

- Virginia is led by Tony Elliott, the fourth-year head coach of the Cavaliers. Entering Saturday's matchup in Chapel Hill, Virginia is ranked 16th in the AP Poll.
- Under center, Chandler Morris posted a season-best 380 yards and four touchdowns in the air, in Virginia's Atlantic Coast Conference opener.
- Last time out, the Cavaliers defeated Washington State, 22-20 at home.
- The last time the two programs met in Chapel Hill, Virginia defeated No. 10 North Carolina, 31-27, for the program's first ever top-10 road victory.

LAST TIME AGAINST VIRGINIA

Carolina defeated the Cavaliers, 41-14, on Oct. 26, 2024 in Charlottesville, Va.

ON THIS DATE

OCTOBER 25

All-Time Record _____ 7-8-1
Streak _____ W2
Last Time ____ 2014, W, 28-27 at Virginia

All-Time Games on Oct. 25:

Year	H/A/N	Opponent	W/L/T	Score
1897	H	Clemson	W	28-0
1902	N	Virginia Tech	T	0-0
1913	N	Virginia Tech	L	14-7
1924	H	Maryland	L	6-0
1930	A	Tennessee	L	9-7
1941	A	Wake Forest	L	13-0
1947	A	Florida	W	35-7
1952	A	Notre Dame	L	34-14
1958	H	Wake Forest	W	26-17
1969	H	Wake Forest	W	25-3
1975	H	East Carolina	L	38-17
1980	H	East Carolina	W	31-3
1986	A	LSU	L	30-3
2003	A	Clemson	L	36-28
2008	H	Boston College	W	45-24
2014	A	Virginia	W	28-27

CHARLOTTESVILLE, Va.- Mitch Trubisky threw a 16-yard touchdown pass on his only play of the game, giving North Carolina its first lead with 4:05 remaining, and the Tar Heels stunned Virginia 28-27 on Saturday.

Trubisky, who had been sharing the job with Marquise Williams until the last two games, was called into action when Williams was sacked and his helmet came off, setting up a third-and-15 from the 16.

Trubisky hit a wide open T.J. Thorpe to give North Carolina the lead.

Until the closing minutes, Virginia had mostly kept the red-hot Williams and Tar Heels at bay, save for three quick drives in the first half, all ending in big plays. Williams came in averaging 449 yards of offense in his last two games, but finished with 308 as the Cavaliers outgained North Carolina 443-374.

TEAM COMPARISON

ACC	FBS	Value	Category	Value	FBS	ACC
14	123	105.2	Rushing Offense	203.9	26	3
17	120	162.5	Passing Offense	258.4	44	11
17	131	267.7	Total Offense	462.3	20	4
17	122	18.7	Scoring Offense	40.0	9	1
8	36	119.2	Rushing Defense	120.9	38	9
11	96	240.8	Passing Defense	231.9	87	10
9	64	360.0	Total Defense	352.7	55	8
11	74	25.0	Scoring Defense	23.3	60	10
17	122	.324	3rd Down Offense	.514	15	2
14	93	.415	3rd Down Defense	.283	9	1
13	87	.813	Red Zone Offense	.861	64	8
2	6	.696	Red Zone Defense	.905	105	11
12	82	39.2	Net Punting	41.9	30	4
13	85	7.7	Punt Returns	10.1	53	9
13	79	19.9	Kickoff Returns	37.9	1	1
11	99	-0.3	Turnover Margin	0.9	14	1
16	121	27:25	Time of Possession	31:58	23	2
4	47	50.2	Penalty Yards	45.4	35	2

SERIES INFORMATION

Total Meetings	129
Series	North Carolina leads, 67-58-4
at North Carolina	33-16-3
at Virginia	28-26-0
Neutral	6-16-1
First Meeting	Oct. 22, 1892 in Charlottesville - Loss, 30-18
Last Meeting	Oct. 26, 2024 in Charlottesville - Win, 41-14
Most UNC Points	61 (1935)
Most Virginia Points	66 (1912)
Largest UNC Victory	61 (1935)
Largest Virginia Victory	66 (1912)
Longest UNC Win Streak	9 (1974-82)
Longest Virginia Win Streak	8 (1907-15)

Belichick vs. Opponents

College:

California	0-1
Charlotte	1-0
Clemson	0-1
Duke	0-0
NC State	0-0
Richmond	1-0
Stanford	0-0
Syracuse	0-0
TCU	0-1
UCF	0-1
Virginia	**0-0**
Wake Forest	0-0

NFL:

Arizona Cardinals	6-1
Atlanta Falcons	7-1
Baltimore Ravens	9-5
Buffalo Bills	37-13
Carolina Panthers	4-3
Chicago Bears	6-2
Cincinnati Bengals	15-5
Cleveland Browns	9-2
Dallas Cowboys	6-3
Denver Broncos	11-14
Detroit Lions	5-4
Green Bay Packers	4-4
Houston Texans	11-3
Indianapolis Colts	19-10
Jacksonville Jaguars	9-3
Kansas City Chiefs	10-7
Las Vegas Raiders	9-3
Los Angeles Chargers	12-6
Los Angeles Rams	7-2
Miami Dolphins	28-23
Minnesota Vikings	4-5
New England Patriots	4-2
New Orleans Saints	5-3
New York Giants	4-6
New York Jets	39-13
Philadelphia Eagles	6-4
Pittsburgh Steelers	17-12
San Francisco 49ers	4-2
Seattle Seahawks	4-2
Tampa Bay Buccaneers	5-2
Tennessee Titans	12-8
Washington Commanders	4-3

ACC STANDINGS

Team	Overall	ACC	H / A / N	Streak
No. 7 Georgia Tech	7-0	4-0	4-0 / 3-0 / 0-0	W7
No. 16 Virginia	**6-1**	**3-0**	**5-0 / 1-1 / 0-0**	**W5**
SMU	5-2	3-0	3-1 / 2-1 / 0-0	W3
Pitt	5-2	3-1	3-1 / 2-1 / 0-0	W3
Duke	4-3	3-1	2-2 / 2-1 / 0-0	L1
No. 19 Louisville	5-1	2-1	3-1 / 2-0 / 0-0	W1
California	5-2	2-1	3-1 / 2-1 / 0-0	W1
Stanford	3-4	2-2	3-0 / 0-4 / 0-0	W1
No. 9 Miami	5-1	1-1	4-1 / 1-0 / 0-0	L1
Clemson	3-4	2-3	1-3 / 2-1 / 0-0	L1
Wake Forest	4-2	1-2	2-2 / 2-0 / 0-0	W2
NC State	4-3	1-2	3-1 / 1-2 / 0-0	L1
Virginia Tech	2-5	1-2	1-3 / 1-1 / 0-1	L2
Syracuse	3-4	1-3	2-2 / 1-2 / 0-0	L3
North Carolina	**2-4**	**0-2**	**1-2 / 1-2 / 0-0**	**L3**
Florida State	3-4	0-4	3-2 / 0-2 / 0-0	L4
Boston College	1-6	0-4	1-3 / 0-3 / 0-0	L6

THIS WEEK'S ACC SCHEDULE

Friday, Oct. 24

California at Virginia Tech - 7:30 PM - Blacksburg, Va. - ESPN

Saturday, Oct. 25

No. 16 Virginia at North Carolina - Noon - Chapel Hill, N.C. - ACC Network

Syracuse at Georgia Tech - Noon - Atlanta, Ga. - ESPN

SMU at Wake Forest - Noon - Winston-Salem, N.C. - The CW Network

NC State at Pitt - 3:30 PM - Pittsburgh, Pa. - ACC Network

Stanford at No. 9 Miami - 7 PM - Miami Gardens, Fla. - ESPN

Boston College at No. 19 Louisville - 7:30 PM - Louisville, Ky. - ACC Network

LAST WEEK IN THE ACC

Louisville 24, at Miami 21

at California 21, North Carolina 18

Georgia Tech 27, at Duke 18

UConn 38, at Boston College 23

SMU 35, at Clemson 24

at Virginia 22, Washington State 20

Pitt 30, at Syracuse 13

at Stanford 20, Florida State 13

2025 ACC PRESEASON FOOTBALL TEAM

OFFENSE

QB: Cade Klubnik, Clemson
RB: Isaac Brown, Louisville
RB: Jamal Haynes, Ga. Tech
WR: Antonio Williams, Clemson
WR: Bryant Wesco Jr., Clemson
WR: Chris Bell, Louisville
TE: Justin Joly, NC State
AP: Desmond Reid, Pitt
OT: Francis Mauigoa, Miami
OT: Blake Miller, Clemson
OG: Keylan Rutledge, Ga. Tech
OG: Walker Parks, Clemson
C: Ryan Linthicum, Clemson

DEFENSE

DE: T.J. Parker, Clemson
DE: Rueben Bain Jr., Miami
DT: Peter Woods, Clemson
DT: Darrell Jackson Jr., Florida St.
LB: Kyle Louis, Pitt.
LB: Wade Woodaz, Clemson
LB: Sammy Brown, Clemson
CB: Avieon Terrell, Clemson
CB: Chandler Rivers, Duke
S: Isaiah Nwokobia, SMU
S: Terry Moore, Duke

SPECIAL TEAMS

PK: Collin Rogers, SMU
P: Jack Stonehouse, Syracuse
SP: Desmond Reid, Pitt

OPPONENT BREAKDOWN

TCU Horned Frogs
5-2 (2-2 Big 12)

Sept. 1	**at North Carolina**	**W, 48-14**
Sept. 13	Abilene Christian	W, 42-21
Sept. 20	SMU	W, 35-24
Sept. 26	at Arizona St.*	L, 27-24
Oct. 4	Colorado*	W, 35-21
Oct. 11	at Kansas State*	L, 41-28
Oct. 18	Baylor*	W, 42-36
Oct. 25	at West Virginia*	TBA
Nov. 8	Iowa State*	TBA
Nov. 15	at No. 15 BYU*	TBA
Nov. 22	at Houston*	TBA
Nov. 29	at No. 24 Cincinnati*	TBA

Charlotte 49ers
1-6 (0-4 American)

Aug. 29	vs. Appalachian State	L, 34-11
Sept. 6	**North Carolina**	**L, 20-3**
Sept. 13	Monmouth	W, 42-35
Sept. 18	Rice*	L, 28-17
Oct. 3	at USF*	L, 54-26
Oct. 11	at Army*	L, 24-7
Oct. 18	Temple*	L, 49-14
Oct. 24	North Texas*	7 PM
Nov. 8	at East Carolina*	TBA
Nov. 15	UTSA*	TBA
Nov. 22	at No. 9 Georgia	12:45 PM
Nov. 29	at Tulane*	TBA

Richmond Spiders
4-4 (1-3 Patriot League)

Aug. 30	at Lehigh*	L, 21-14
Sept. 6	at Wofford	W, 14-10
Sept. 13	**at North Carolina**	**L, 41-6**
Sept. 20	VMI	W, 38-14
Sept. 27	Howard	W, 13-12
Oct. 4	at Bucknell*	L, 33-28
Oct. 11	at Colgate*	W, 24-19
Oct. 18	Holy Cross*	L, 28-22
Nov. 1	Fordham*	2 PM
Nov. 8	at Georgetown*	1 PM
Nov. 15	Lafayette*	2 PM
Nov. 22	at William & Mary	1 PM

UCF Knights
4-3 (1-3 Big 12)

Aug. 28	Jacksonville State	W, 17-10
Sept. 6	North Carolina A&T	W, 68-7
Sept. 20	**North Carolina**	**W, 34-9**
Sept. 27	at Kansas State*	L, 34-20
Oct. 4	Kansas*	L, 27-20
Oct. 11	at Cincinnati*	L, 20-11
Oct. 18	West Virginia*	W, 45-13
Nov. 1	at Baylor*	TBA
Nov. 7	Houston*	8 PM
Nov. 15	at No. 11 Texas Tech*	TBA
Nov. 22	Oklahoma State*	TBA
Nov. 29	at No. 23 BYU*	TBA

Clemson Tigers
3-4 (2-3 ACC)

Aug. 30	No. 9 LSU	L, 17-10
Sept. 6	Troy	W, 27-16
Sept. 13	at Georgia Tech*	L, 24-21
Sept. 20	Syracuse*	L, 34-21
Oct. 4	**at North Carolina***	**W, 38-10**
Oct. 11	at Boston College*	W, 41-10
Oct. 18	SMU*	L, 35-24
Nov. 1	Duke*	Noon
Nov. 8	Florida State*	TBA
Nov. 14	at Louisville*	7:30 PM
Nov. 22	Furman	TBA
Nov. 29	at South Carolina	Noon

California Golden Bears
5-2 (2-1 ACC)

Aug. 30	at Oregon State	W, 34-15
Sept. 6	Texas Southern	W, 35-3
Sept. 13	Minnesota	W, 27-14
Sept. 20	at San Diego State	L, 34-0
Sept. 27	at Boston College*	W, 28-24
Oct. 4	Duke*	L, 45-21
Oct. 17	**North Carolina***	**W, 21-18**
Oct. 24	at Virginia Tech*	7:30 PM
Nov. 1	No. 18 Virginia*	TBA
Nov. 8	at Louisville*	TBA
Nov. 22	at Stanford*	TBA
Nov. 29	SMU*	TBA

No. 16 Virginia Cavaliers
6-1 (3-0 ACC)

Aug. 30	Coastal Carolina	W, 48-7
Sept. 6	at NC State	L, 35-31
Sept. 13	William & Mary	W, 55-16
Sept. 20	Stanford*	W, 48-20
Sept. 26	No. 8 Florida State*	W, 46-38 (2OT)
Oct. 4	at Louisville*	W, 30-27 (OT)
Oct. 18	Washington State	W, 22-20
Oct. 25	**at North Carolina***	**Noon**
Nov. 1	at California*	TBA
Nov. 8	Wake Forest*	TBA
Nov. 15	at Duke*	TBA
Nov. 29	Virginia Tech*	TBA

Syracuse Orange
3-4 (1-3 ACC)

Aug. 30	vs. No. 24 Tennessee	L, 45-26
Sept. 6	UConn	W, 27-20 (OT)
Sept. 12	Colgate	W, 66-24
Sept. 20	at Clemson*	W, 34-21
Sept. 27	Duke*	L, 38-3
Oct. 4	at SMU*	L, 31-18
Oct. 18	Pitt*	7:30 PM
Oct. 25	at No. 17 Georgia Tech*	L, 30-13
Oct. 31	**North Carolina***	**7:30 PM**
Nov. 8	at No. 2 Miami*	TBA
Nov. 22	at No. 13 Notre Dame	3:30 PM
Nov. 29	Boston College*	TBA

Stanford Cardinal
3-4 (2-2 ACC)

Aug. 23	at Hawaii	L, 23-20
Sept. 6	at BYU	L, 27-3
Sept. 13	Boston College*	W, 30-20
Sept. 20	at Virginia*	L, 48-20
Sept. 27	San Jose State	W, 30-29
Oct. 11	at SMU*	L, 34-10
Oct. 18	Florida State*	W, 20-13
Oct. 25	at No. 2 Miami*	7 PM
Nov. 1	Pitt*	3:30 PM
Nov. 8	**at North Carolina***	**TBA**
Nov. 22	California*	TBA
Nov. 29	No. 13 Notre Dame*	TBA

Wake Forest Demon Deacons
4-2 (1-2 ACC)

Aug. 29	Kennesaw State	W, 10-9
Sept. 6	Western Carolina	W, 42-10
Sept. 11	NC State*	L, 34-24
Sept. 27	No. 16 Georgia Tech*	L, 30-29 (OT)
Oct. 4	at Virginia Tech*	W, 30-23
Oct. 11	at Oregon State	W, 39-14
Oct. 25	SMU*	Noon
Nov. 1	Florida State*	TBA
Nov. 8	at No. 18 Virginia*	TBA
Nov. 25	**North Carolina***	**TBA**
Nov. 22	Delaware	TBA
Nov. 29	at Duke*	TBA

Duke Blue Devils
4-3 (3-1 ACC)

Aug. 28	Elon	W, 45-17
Sept. 6	No. 11 Illinois	L, 45-19
Sept. 13	at Tulane	L, 34-27
Sept. 20	NC State*	W, 45-33
Sept. 27	at Syracuse*	W, 38-3
Oct. 4	at California*	W, 45-21
Oct. 18	No. 12 Georgia Tech	L, 27-18
Nov. 1	at Clemson*	Noon
Nov. 8	at UConn	3:30 PM
Nov. 15	No. 18 Virginia*	TBA
Nov. 22	**at North Carolina***	**TBA**
Nov. 29	Wake Forest*	TBA

NC State Wolfpack
4-3 (1-2 ACC)

Aug. 28	East Carolina	W, 24-17
Sept. 6	Virginia	W, 35-31
Sept. 11	at Wake Forest*	W, 34-24
Sept. 20	at Duke*	L, 45-33
Sept. 27	Virginia Tech*	L, 23-21
Oct. 4	Campbell	W, 56-10
Oct. 11	at No. 21 Notre Dame	L, 36-7
Oct. 25	at Pitt*	3:30 PM
Nov. 1	No. 12 Georgia Tech*	TBA
Nov. 15	at No. 2 Miami*	TBA
Nov. 21	18 Florida State*	8 PM
Nov. 29	**North Carolina***	**TBA**

QUICK FACTS

GENERAL INFORMATION

School	University Of North Carolina
Location	Chapel Hill, N.C.
Founded	1789
Enrollment	20,566
Nickname	Tar Heels
School Colors	Carolina Blue And White
Stadium	Kenan Stadium
Capacity	50,500
Surface	Natural Grass
Affiliation/Conference	NCAA DI - FBS/ACC
Chancellor	Lee H. Roberts
Director Of Athletics	Bubba Cunningham

ATHLETIC COMMUNICATIONS

Assistant AD	Justin Wilson
Email	Juwilson@unc.edu
Cell	336-660-8584
Football Secondary	Jordan Green
Email	Jordan.green@unc.edu
Cell	419-571-7460
Website	GoHeels.com
Twitter/X	@UNCFootball
Facebook	/UNCFootball
Instagram	@UNCFootball

Carolina Football Staff

Head Coach	Bill Belichick
General Manager	Michael Lombardi
Offensive Coordinator/Tight Ends	Freddie Kitchens
Offensive Line Coach	Will Friend
Quarterbacks Coach	Matt Lombardi
Wide Receivers Coach	Garrick Mcgee
Running Backs Coach	Natrone Means
Offensive Assistant	Corey Gaynor
Offensive Assistant	Manny Miles
Offensive Assistant	Caleb Pickrell
Defensive Coordinator/Linebackers	Steve Belichick
Defensive Line Coach	Bob Diaco
Defensive Backs/Safeties Coach	Brian Belichick
Cornerbacks Coach	Armond Hawkins
Inside Linebackers Coach	Jamie Collins
Outside Linebackers Coach	Ty Nichols
Special Teams Coordinator	Mike Priefer
Special Teams Assistant	Billy Miller
Director Of Sports Performance	Moses Cabrera
Director Of Sports Medicine	Dr. Mario Ciocca
Staff Athletic Trainer	Luke Ross
Head Equipment Manager	Jason Freeman

TAR HEEL NOTES

Breakout Game For Paysour

• In his first start of the season, Kobe Paysour delivered one of the best performances of his UNC career.
• Entering last Friday's game at Cal, Paysour had two catches for 18 yards on the season, but put together a strong performance on his birthday (Oct. 17) with a career-high 101 receiving yards on six receptions.
• He brought in six of his seven targets, making a couple contested catches, to record the first 100-yard receiving game of the season by a Tar Heel.
• The redshirt senior surpassed 1,000 career receiving yards in the game and now has 1,090 to his credit.

Smart Football

• North Carolina ranks 10th nationally in fewest penalties with only 29 this season.
• That mark leads the ACC and is two fewer than any other conference team.
• The Tar Heels are averaging just 4.83 penalties per game under head coach Bill Belichick.

From The Notes: California Recap

• Quarterback Gio Lopez returned to the starting lineup for Carolina, making his fifth start of the season under center. Lopez was 19-of-35 for 167 yards.
• Running back Benjamin Hall put together several great runs against Cal, rushing for a career-high 68 yards in the contest. He scored his second career rushing touchdown on an 18-yard rush.
• Defensively, Tyler Thompson had a breakout game with a pair of sacks and tackles for loss.

New ACC Foes

• Last Friday's matchup between the Tar Heels and Golden Bears was the first for Carolina against the Atlantic Coast Conference's three newest additions, California, SMU and Stanford.
• Future UNC meetings against the most recent ACC additions:
- Saturday, Nov. 8: Stanford at North Carolina
- 2028: North Carolina at SMU
• It was also the furthest regular season matchup (2,805 miles) the Tar Heels have played since traveling to Cal in the 2018 season opener.

Max's Return

• Versus Clemson, quarterback Max Johnson earned his first start since the 2024 season opener against Minnesota.
• Johnson posted 26 completions and 213 yards against the Tigers, the most completions and passing yards for a Tar Heel in a game this fall.
• Last fall at Minnesota, the Athens, Ga. product suffered a season-ending lower body injury.

June Bursts On The Scene

• In the three games versus Charlotte, Richmond and UCF, freshman Demon June has led the Tar Heels in rushing with 250 yards on 33 carries.
• June led the Tar Heels in the win over Richmond on Sept. 13, posting 148 yards and a touchdown.
• June logged the first 100-yard game for Carolina this fall, becoming the first Tar Heel freshman to lead Carolina in rushing in back-to-back games since Michael Carter in 2017.
• The Jacksonville, N.C. native's 148 yards were the most for a freshman running back since Carter's 157 yards against Virginia in 2017.
• June's 50-yard rush on the opening drive was the longest by a Carolina freshman since Omarion Hampton's 58-yarder against Georgia State in 2022.

TAR HEEL NOTES

New Era In Chapel Hill

• On December 11, 2024, Bill Belichick was named head coach of the University of North Carolina football program.
• Belichick became the 12th head coach to lead the program since Carolina began play in the Atlantic Coast Conference (1953).
• An eight-time Super Bowl champion, Belichick won two titles as a defensive coordinator with the New York Giants, and six as the head coach of the New England Patriots.
• Belichick's father, Steve, was an assistant coach for the Tar Heels from 1953-1955, before going on to become an assistant coach for more than three decades at the United States Naval Academy.
• Belichick is the second Super Bowl winning head coach to become a college head coach after winning the Super Bowl, joining Bill Walsh.

Johnson Brother Connection

• Tar Heel quarterback Max Johnson and tight end Jake Johnson have connected on seven passes for 55 yards and a touchdown this season.
• The Johnson brother duo's touchdown in the season opener versus TCU became the first brother-to-brother touchdown in program history.
• In 2023 while the tandem was at Texas A&M, Jake's first career touchdown catch came courtesy of Max, becoming the first brother-to-brother scoring connection in Aggie history.

New Faces, New Places

• At the start of the season, the 2025 roster featured 38 returners and 70 newcomers.
• Of the newcomers, 40 arrived in Chapel Hill via the transfer portal and the 2025 Tar Heel roster includes 30 true freshmen.
• The 40-player transfer class arrives at Carolina with 662 career games played at the Division I level (FBS or FCS) entering the 2025 campaign.

Belichick With Washington Last Season

• New Carolina defensive coordinator Steve Belichick spent the 2024 campaign in the same role at the University of Washington, leading the defense in head coach Jedd Fisch's first season with the Huskies.
• With the transition from Washington to Carolina, Belichick brought along Armond Hawkins as the Carolina cornerbacks coach, along with defensive transfers Thaddeus Dixon (No. 1), Khmori House (No. 7) and Peyton Waters (No. 17).
• A season ago, Dixon earned honorable mention All-Big Ten as a cornerback for the Huskies, and House collected College Football Network All-America recognition at linebacker.
• Washington's pass defense numbers nationally during the 2024 season:
- Passing Yards Allowed: Fifth (166.8/game)
- Opponent Yards Per Pass Attempt: Third (5.68/attempt)
- Total Passing Yards Allowed: Fourth (2,001)
- Total Completions Allowed: 14th (194)

Southpaw Slingers

• Carolina entered the 2025 season with six quarterbacks on the roster, four who throw left handed:
- Gio Lopez: No. 7
- Au'Tori Newkirk: No. 10
- Max Johnson: No. 14
- Andres Miyares Jr.: No. 18
• The last Tar Heel left-handed quarterback who was the primary starter was Nathan Elliott (2018).

TAR HEEL TRENDS

Overall	2-4
ACC	0-2
Non-Conference	2-2
Home	1-2
Away	1-2
Neutral	0-0
Current overall streak	Lost 3
Current home streak	Lost 1
Current conference streak	Lost 4
Current road streak	Lost 2
Current neutral site streak	Lost 1
Current bowl streak	Lost 5
Last win	9/13/25 vs. Richmond, 41-6
Last loss	10/17/25 at California, 21-18
Day game	1-2
Night game	1-2
ESPN	0-3
ESPN2	0-0
ESPN+	1-0
ACC Network	1-0
September	2-2
October	0-2
November	0-0
vs. FBS Top-25 teams	0-0
vs. FBS non-ranked teams	2-4
On artificial turf	1-1
On natural grass	1-3
Scoring first	2-1
Opponent scores first	0-3
Leading after 1st quarter	2-0
Trailing after 1st quarter	0-3
Tied after 1st quarter	0-1
Leading at halftime	2-0
Trailing at halftime	0-4
Tied at halftime	0-0
Leading after 3rd quarter	2-0
Trailing after 3rd quarter	0-4
Tied after 3rd quarter	0-0
Overtime	0-0
Scoring 0-14 points	0-3
Scoring 15-28 points	1-1
Scoring 29-39 points	0-0
Scoring 40+ points	1-0
Allowing 0-14 points	2-0
Allowing 15-28 points	0-1
Allowing 29+ points	0-3
With 100-yard rusher	1-0
Allow 100-yard rusher	1-1
With 300-yard passer	0-0
Allow 300-yard passer	0-0
Outgain opponent	2-0
Total offense 300+ yards	2-0
Allow 300+ yards total offense	0-3
Total offense 400+ yards	0-0
Allow 400+ yards total offense	0-2
Total offense 500+ yards	0-0
Allow 500+ yards total offense	0-1
Total offense 600+ yards	0-0
Allow 600+ yards total offense	0-0
No turnovers	1-1
Two or fewer turnovers	0-1
Three or more turnovers	0-2
No takeaways	0-2
Two or more takeaways	2-0
Commit fewer turnovers	1-1
Equal turnovers	0-0
Commit more turnovers	0-3
Control time of possession	0-1
Opponent controls time of possession	2-3
Games decided by 1-8 points	0-1
Games decided by 9-16 points	0-0
Games decided by 17-24 points	1-0
Games decided by 25+ points	1-3
Win Coin Toss	1-2
Lose Coin Toss	1-2
Blue Jerseys	1-2
White Jerseys	1-2

Protectors Up Front

• Carolina welcomed 11 new faces (eight transfers, three true freshmen) to the offensive line room entering the new year:

- Daniel King (No. 52): Troy
- Christo Kelly (No. 53): Holy Cross
- Miles McVay (No. 54): Alabama
- Jakai Moore (No. 55): South Carolina
- Jordan Hall (No. 66): UAB
- Chad Lindberg (No. 69): Rice
- Will O'Steen (No. 73): Jacksonville State
- Byron Nelson (No. 70): Freshman
- Eidan Buchanan (No. 72): Freshman
- Trey Blue (No. 77): Freshman

• The Tar Heels return Jani Norwood (No. 56), Bo Burkes (No. 57), Austin Blaske (No. 58), and Aidan Banfield (No. 68) who appeared or started in a game a season ago.

Under Center

• The Tar Heels have two quarterbacks holding considerable experience under their belts, Max Johnson and Gio Lopez.

• Johnson, in his second year with the program, started for the Tar Heels in the season opening win at Minnesota a year ago, before suffering a season-ending lower-body injury.

• Johnson arrived in Chapel Hill after spending four years as the primary starter at LSU and Texas A&M.

• The son of Super Bowl champion Brad Johnson, Max's brother, Jake, is a tight end for the Tar Heels.

• Lopez begins his first season in the Carolina Blue, joining the program after the spring transfer portal window.

• In 2024 at South Alabama, Lopez started 11 of 13 games for the Jaguars, earning All-Sun Belt honorable mention honors.

• The quarterback tandem helps Carolina rank in the top-five as a team in the Atlantic Coast Conference entering the 2025 campaign in numerous categories (FBS stats only):

- Career Games Played: Tied Fourth (47)
- Career Starts: Second (35)
- Career Passing Attempts: Third (1,176)
- Career Passing Yards: Second (8,957)

• Carolina's quarterback depth chart also includes:

- Bryce Baker (No. 2): True Freshman
- Au'Tori Newkirk (No. 10): True Freshman
- DJ Mazzone (No. 15): Sophomore
- Andres Miyares Jr. (No. 18): Redshirt-Freshman

Hardy's Football Lineage

• Defensive back Will Hardy's family history in college football dates back generations, as the Lawrenceville, Ga. native is a fifth-generation college football player:

- Great-great Grandfather, Reid: Mercer
- Great Grandfather, Tom: Georgia (All-America at UGA, NFL All-Pro with Green Bay)
- Grandfather, Tom: Georgia (All-America at UGA)
- Father, Tim: Wheaton (All-America quarterback)
- Brother, Jackson: Richmond
- **Will Hardy: North Carolina**

On The Ground

• Since 2019, Carolina has the most 1,000-yard rushers in the country, with six:

1. North Carolina (6)

- Omarion Hampton (2024): 1,660 yards
- Omarion Hampton (2023): 1,504 yards
- Ty Chandler (2021): 1,092 yards
- Michael Carter (2020): 1,245 yards
- Javonte Williams (2020): 1,140 yards
- Michael Carter (2019): 1,003 yards

2. Oregon (5)

• A year ago, Hampton's 1,660 yards on the ground was third nationally, leading the Atlantic Coast Conference.

Replacing Omarion

• Carolina looks to replace running back Omarion Hampton, who scattered his name throughout the Tar Heel record book in three seasons.

• In his three-year career, Hampton rushed for 3,565 yards (fourth all-time) and 36 rushing touchdowns (third all-time).

• Last fall, Hampton posted 1,660 yards (second all-time) and 15 touchdowns, becoming the ninth Tar Heel with multiple seasons of 1,000-or-more yards.

• A two-time All-ACC selection and two-time Doak Walker Award Finalist, Hampton collected All-America honors 10 times during his final two years as a Tar Heel.

• Hampton was selected 22nd overall in the first round of the 2025 NFL Draft in April, by the Los Angeles Chargers. Omarion became the third Carolina running back selected in the first round of the NFL Draft, the first since 1971:

- 2025: Omarion Hampton (22nd overall to the LA Chargers)
- 1971: Don McCauley (22nd overall to the Baltimore Colts)
- 1965: Ken Willard (2nd overall to the San Francisco 49ers)

Lombardi's 2024 At Oregon

• Quarterback coach Matt Lombardi arrived in Chapel Hill after spending last season on staff at Oregon, as an offensive analyst working with the quarterbacks.
• Lombardi worked alongside former Ducks' signal caller Dillon Gabriel, who finished the season as a Heisman Finalist and Big Ten Offensive Player of the Year, throwing for a career-high 3,857 yards and 30 touchdowns.
• Last season with Lombardi on staff, Oregon secured the Big Ten Championship and the No. 1 seed in the College Football Playoff.
• Before his stop in Eugene, Lombardi worked with the Las Vegas Raiders (2023), Carolina Panthers (2020-22) and Miami Dolphins (2019) in the NFL, also working in the college ranks at Baylor (2017-18) and Louisville (2014-16).

Heading Abroad In '26

• Carolina will open the 2026 season against TCU in Dublin, Ireland, participating in the 2026 Aer Lingus College Football Classic at Aviva Stadium.
• The 2026 matchup against the Horned Frogs will be the fifth all-time meeting in the international series, as the Tar Heels will become the fourth ACC team to compete in the classic.
• Next year's opener will be the first international game in program history, and the second all-time game outside of the continental United States, joining the 1986 Aloha Bowl in Hawaii.

Weight Room Warriors

• Head coach Bill Belichick added former New England Patriots strength coach Moses Cabrera to staff as the program's Director of Sport Performance.
• Cabrera spent 13 seasons with the Patriots, as an assistant strength coach (2011-15) before being promoted to head strength coach (2016-23). Prior to this time in New England, Cabrera spent time in the college ranks at Fresno State (2004-09) and Colorado (2010).

ACC Preseason Poll

• Carolina was picked eighth in the 2025 ACC Preseason poll, voted on by media members in July:

1. Clemson: 3083 (167)
2. Miami: 2679 (7)
3. SMU: 2612 (2)
4. Georgia Tech: 2397 (2)
5. Louisville: 2370
6. Duke: 1973
7. Florida State: 1920 (4)
8. **North Carolina: 1611**
9. Pitt: 1571
10. NC State: 1505
11. Virginia Tech: 1412 (1)
12. Syracuse: 1381
13. Boston College: 953
14. Virginia: 871
15. California: 659
16. Wake Forest: 576
17. Stanford: 426

Multi-Sport Tar Heels

• Two members of the 2025 football roster are also affiliated with the Tar Heel men's lacrosse program, tight end Paul Barton and defensive back Jermaine Anderson.
• A member of the lacrosse program from 2022-25, Barton was a 2023 honorable mention All-America defenseman. Barton is the son of former Tar Heel offensive lineman Harris Barton, a 2021 College Football Hall of Fame member and two-time first team All-Pro for the San Francisco 49ers.
• Anderson, a freshman defensive back, begins his first season with the football and lacrosse programs at UNC, after graduating from Calvert Hall College High School in Maryland.

The 33rd Team

• Since his hiring, Coach Belichick has detailed his vision to make Carolina the "33rd NFL team", with everything in the program centered around a professional mindset.
• The Tar Heels' staff in the Kenan Football Center embodies the message, with more than 240 years of combined NFL experience.

Grass Is Back

• Kenan Stadium returned to its roots in 2025, as natural grass was reinstalled prior to the season.
• The footprint, which includes a synthetic turf perimeter, mirrors the look of Kenan Stadium's natural grass field from 2017-19.
• The project, funded by The Rams Club, included 67,000 square feet of sod, installed by Carolina Green.

Classroom Success

• In May, the NCAA announced its annual Academic Progress Rate, collecting a four-year rate of 996 (out of 1,000).
• The metric ranked first in the Atlantic Coast Conference and third nationally among football programs.

2025 TAR HEEL AWARDS AND HONORS

Marcus Allen
- East/West Shrine Bowl Watch List
- Senior Bowl Top 300 List

Austin Blaske
- Rimington Trophy Watch List
- East/West Shrine Bowl Watch List

Thaddeus Dixon
- Phil Steele Preseason All-ACC Team (Second Team)
- East/West Shrine Bowl Watch List
- Senior Bwol Top 300 List

Davion Gause
- Phil Steele Preseason All-ACC Team (Fourth Team)
- Doak Walker Award Watch List

Mikai Gbayor
- ACC Football Players of the Week: Linebacker (Week 3)

Gavin Gibson
- East/West Shrine Bowl Watch List

Will Hardy
- Allstate Wuerffel Trophy Watch List
- Campbell Trophy Semifinalist
- Jason Witten Collegiate Man of the Year Watch List

Max Johnson
- Comeback Player of the Year Award Watch List

Daniel King
- Phil Steele Preseason All-ACC Team (Third Team)
- Senior Bwol Top 300 List
- East/West Shrine Bowl Watch List

Jakai Moore
- East/West Shrine Bowl Watch List

Andrew Simpson
- Dick Butkus Award Preseason Watch List

Spencer Triplett
- Phil Steele Preseason All-ACC Team (Third Team)
- Patrick Mannelly Award Watch List

Rece Verhoff
- East/West Shrine Bowl Watch List



IN LOVING MEMORY OF TYLEE CRAFT

2001-2024

Tylee Craft, a graduate student from Sumter, S.C. and wide receiver on the Carolina football team, passed away on Oct. 12, 2024 after a two-year battle with cancer at the tender age of 23.

As a player, Craft appeared in 11 games over his first two seasons in 2020 and 2021. He was diagnosed with stage four large cell neuroendocrine carcinoma, a rare form of lung cancer, in March of 2022. Craft was subsequently named the 2022 Disney Spirit Award winner as the most inspirational figure in college football and was also a member of the Uplifting Athletes Rare Disease Champion Team.

Craft fought courageously and was an inspiration to UNC's campus, his coaches and teammates, and everyone who knew him and drew strength from his determination and spirit.

In his honor, the UNC football nutrition office was re-named the Tylee Craft Nutrition Center.

CAROLINA

2025 NORTH CAROLINA TAR HEELS

No.	Name	Pos.	Ht.	Wt.	Year	Hometown/Previous School
0	Alex Taylor	WR	6-2	190	r-Fr.	Greensboro, N.C./Grimsley
0	Ty White	DB	5-10	185	So.	Buford, Ga./Buford
1	Thaddeus Dixon	DB	6-1	185	r-Sr.	Los Angeles, Calif./Washington
1	Jordan Shipp	WR	6-2	190	So.	Charlotte, N.C./Providence Day
2	Bryce Baker	QB	6-3	205	Fr.	Kernersville, N.C./East Forsyth
2	Andrew Simpson	LB	6-2	220	r-Sr.	Wilder Ave, Calif./Boise State
3	Chris Culliver	WR	6-2	195	Jr.	Maiden, N.C./Maiden
3	Malcolm Ziglar	DB	6-3	195	So.	Fuquay-Varina, N.C./Fuquay-Varina
4	Mikai Gbayor	LB	6-2	230	Gr.	Irvington, N.J./IMissouri)
5	Gavin Gibson	DB	6-0	185	r-Sr.	Hickory, N.C./Hough
5	Jason Robinson Jr.	WR	5-10	150	r-Fr.	Long Beach, Calif./Washington
6	D'Antre Robinson	DT	6-4	315	r-Fr.	Orlando, Fla./Florida
6	Dayton Sneed	WR	6-0	196	r-So.	Hermitage, Tenn./Tennessee
7	Khmori House	LB	6-0	215	r-So.	Pasadena, Calif./Washington
7	Gio Lopez	QB	6-0	203	r-So.	Madison, Ala./South Alabama
8	Kobe Paysour	WR	6-1	190	r-Sr.	Kings Mountain, N.C./Kings Mountain
8	Smith Vilbert	DE	6-6	282	r-Sr.	Montvale, N.J./Penn Stat)
9	Melkart Abou Jaoude	DL	6-5	260	r-Jr.	Newton, N.J./Delaware
9	Javarius Green	WR	5-10	195	r-Fr.	Shelby, N.C./Crest
10	Au'Tori Newkirk	QB	6-3	200	Fr.	Norfolk, Va./Maury
11	Ty Adams	DB	5-11	180	r-So.	Swainsboro, Ga./Swainsboro
12	Demon June	RB	5-11	215	Fr.	Jacksonville, N.C./Jacksonville
12	Greg Smith	DB	6-4	195	r-Fr.	Riverview, Fla./Florida
14	Max Johnson	QB	6-5	225	Sr.	Athens, Ga./Texas A&M
15	DJ Mazzone	QB	6-0	175	So.	Atlanta, Ga./IMG Academy
15	Tre Miller	DB	5-10	180	r-So.	Birmingham, Ala./Deer Creek (Okla.)
16	Coleman Bryson	DB	6-2	210	r-Jr.	Waynesville, N.C./Minnesota
17	Peyton Waters	DB	6-1	185	So.	Northridge, Calif./Washington
17	Adrian Wilson	WR	6-1	170	Fr.	Pflugerville, Texas/Colorado
18	Andres Miyares Jr.	QB	6-1	210	r-Fr.	Miami, Fla./Belen Jesuit
18	Jaiden Patterson	DB	6-1	195	So.	Dacula, Ga./Mill Creek
19	Jake Johnson	TE	6-6	240	r-Jr.	Athens, Ga./Texas A&M
19	Reggie Love II	DB	5-8	175	r-So.	Raleigh, N.C./Rolesville
20	Jaylon Nichols	RB	6-0	185	Fr.	Monroe, La./Neville
20	Jalon Thompson	DB	5-11	185	So.	Orlando, Fla./Olympia
21	Kaleb Cost	DB	5-11	195	Jr.	Atlanta, Ga./Sandy Creek
23	Kristian Dunbar-Hawkins	DB	5-11	185	r-Fr.	Inland Empire, Calif./UCLA
23	Charleston French	RB	5-9	205	r-So.	Amory, Miss./Itawamba CC
24	Javion Butts	DB	6-1	175	Fr.	Gray, Ga./Jones County
25	Joseph Mupoyi	DE	6-5	261	r-Fr.	Kinshasa, DR of the Congo/Penn State
26	Khalil Conley	DB	5-11	185	r-Fr.	Asheville, N.C./Christ School
26	Jo Jo Troupe	RB	5-8	200	Fr.	Tampa, Fla./Berkeley Prep
27	Jaylen McGill	RB	5-10	200	Fr.	Spartanburg, S.C./Mount View Prep
27	Graham Reintjes	DB	6-1	185	Fr.	Austin, Texas/Regents School
28	Benjamin Hall	RB	5-11	235	r-So.	Kennesaw, Ga./Michigan
28	Chinedu Onyeagoro	LB	6-2	220	Fr.	Los Angeles, Calif./King
29	Marcus Allen	DB	6-2	190	Sr.	Marietta, Ga./Walton
30	Evan Bennett	LB	6-2	230	r-Fr.	Eatonton, Ga./Gatewood School
31	Will Hardy	DB	6-2	205	Sr.	Lawrenceville, Ga./Greater Atlanta Christian
32	Jermaine Anderson	DB	6-2	195	Fr.	Fredricksburg, Va./Calvert Hall
33	Tyler Houser	LB	6-2	220	Fr.	Sparta, N.J./Pope John XXIII
33	Henry Martello	FB	6-4	250	Fr.	Culver, Ind./Culver
37	Davion Gause	RB	5-11	215	So.	Opa-locka, Fla./Chaminade-Madonna
40	Tyler Thompson	LB	6-4	225	r-So.	Cary, N.C./Panther Creek
41	Jonathan Agumadu	LB	6-2	220	r-Fr.	Dallas, Texas/Oklahoma State
42	Spencer Triplett	LS	6-1	240	r-Sr.	Shelby, N.C./Shelby
43	Lantz Pascal	LB	6-1	225	Fr.	Fort Lauderdale, Fla./St. Thomas Aquinas

2025 NORTH CAROLINA TAR HEELS

No.	Name	Pos.	Ht.	Wt.	Year	Hometown/Previous School
44	Jake Bauer	LB	6-1	225	Fr.	West Chester, Pa./Malvern Prep
47	Austin Alexander	LB	6-3	240	Fr.	Burlington, Ky./Cooper
48	Gannon Burt	LS	6-1	205	r-So.	Fort Mill, S.C./Florida
51	Peter Pesansky	OL	6-2	290	r-Fr.	Tampa, Fla./Jesuit
52	Daniel King	OL	6-5	340	r-Sr.	Cairo, Ga./Troy
53	Christo Kelly	OL	6-4	305	r-Sr.	Wilmette, Ill./Holy Cross
54	Timir Hickman-Collins	LB	6-2	215	r-Fr.	Fort Mill, S.C./Florida State
54	Miles McVay	OL	6-6	350	r-So.	East Saint Louis, Ill./Alabama
55	Jakai Moore	OL	6-6	318	r-Sr.	Nokesville, Va./South Carolina)
56	Jani Norwood	OL	6-4	290	r-Fr.	Ramsuer, N.C./Eastern Randolph
57	Bo Burkes	OL	6-2	305	r-Jr.	Centreville, Ala./Bibb County
58	Austin Blaske	OL	6-5	310	r-Sr.	Effingham County, Ga./Georgia
66	Jordan Hall	OL	6-8	336	r-So.	Columbus, Ohio/UAB
68	Aidan Banfield	OL	6-3	300	So.	Buford, Ga./Mill Creek
69	Chad Lindberg	OL	6-6	315	r-Sr.	League City, Texas/Rice
70	Byron Nelson	OL	6-3	300	Fr.	Katy, Texas/Katy
72	Eidan Buchanan	OL	6-9	330	Fr.	Montgomery Village, Md./Good Counsel
73	Will O'Steen	OL	6-3	230	r-Sr.	Anniston, Ala./Jacksonville State
77	Trey Blue	OL	6-6	330	Fr.	Cary, N.C./Cary
80	Jordan Owens	TE	6-6	255	Sr.	McGehee, Ark./Oklahoma State
81	Connor Cox	TE	6-6	250	r-So.	Jacksonville, Fla./South Carolina
82	Nathan Leacock	WR	6-3	217	r-So.	Rolesville, N.C./Tennessee
83	Kennedy Uzoma	WR	6-5	210	Fr.	Beltsville, Md./St. John's Catholic Prep
84	Shamar Easter	TE	6-5	215	r-So.	Ashdown, Ark./Arkansas
84	Laderion Williams	DL	6-4	310	Fr.	Hiram, Ga./Douglas County
85	Shanard Clower	WR	5-9	165	Fr.	Lakeland, Fla./Lakeland
86	Kamarion Thomas	DL	6-3	280	Fr.	Saint Albans, N.Y./Erasmus Hall
86	Madrid Tucker	WR	5-10	170	Fr.	Lehigh Acres, Fla./Fort Myers
87	Trey Giddens	DT	6-3	275	Fr.	Virginia Beach, Va./Green Run
87	Cort Halsey	TE	6-3	230	r-So.	Atherton, Calif./Menlo School
88	Deems May	TE	6-2	230	r-Jr.	Charlotte, N.C./Myers Park
89	Paul Barton	TE	6-4	210	Gr.	Palo Alto, Calif./Sacred Heart Prep
89	Emmanuel Nwaiwu	DL	6-4	250	Fr.	Chateauguay, Quebec,/Vanier College
90	Xavier Lewis	DL	6-0	250	Fr.	Raleigh, N.C./Leesville Road
90	Rece Verhoff	K	5-11	190	Gr.	Columbus Grove, Ohio/Marshall
91	Leroy Jackson	DL	6-1	290	r-Fr.	Leesburg, Ga./Lee County
92	CJ Mims	DL	6-2	300	Jr.	Vanceboro, N.C./East Carolina
93	Devin Ancrum	DL	6-2	295	Fr.	Buford, Ga./Mill Creek
93	Jacob Horvath	P	6-1	190	Jr	Melbourne, Australia/Eastern Illinois
94	Isaiah Johnson	DL	6-2	275	r-Jr.	Chandler, Ariz./Arizona
95	Daniel Anderson	LB	6-1	245	r-Fr.	Memphis, Tenn./Germantown
96	Nicco Maggio	DL	6-1	290	Fr.	Buford, Ga./Buford
96	Tom Maginness	P	6-0	210	Sr.	Melbourne, Australia/Monash University
97	Guytano Bartolomeo	K	5-10	170	Fr.	Old Tappan, N.J./Bergen Catholic

Coaching Staff

Head Coach: Bill Belichick (Wesleyan '75) - First Season
Offensive Coordinator/Tight Ends: Freddie Kitchens (Alabama '98) - Third Season
Offensive Line Coach: Will Friend (Alabama '98) - First Season
Quarterbacks Coach: Matt Lombardi (Delaware '13) - First Season
Wide Receivers Coach: Garrick McGee (Oklahoma '96) - First Season
Running Backs Coach: Natrone Means (North Carolina '93) - Fifth Season
Defensive Coordinator/Linebackers: Steve Belichick (Rutgers '11) - First Season
Defensive Line Coach: Bob Diaco (Iowa '96) - First Season
Defensive Backs/Safeties Coach: Brian Belichick (Trinity '16) - First Season
Cornerbacks Coach: Armond Hawkins (Idaho '17) - First Season
Inside Linebackers Coach: Jamie Collins (Southern Mississippi '13) - First Season
Outside Linebackers Coach: Ty Nichols (Texas Tech '20) - First Season
Special Teams Coordinator: Mike Priefer (Navy '89) - First Season

2025 ROSTER BY POSITION

Quarterback (6)

2	Bryce Baker	14	Max Johnson
7	Gio Lopez	15	DJ Mazzone
10	Au'Tori Newkirk	18	Andres Miyares Jr.

Running Back (7)

12	Demon June	27	Jaylen McGill
20	Jaylon McGill	28	Benjamin Hall
23	Charleston French	37	Davion Gause
26	Jo Jo Troupe		

Fullback (1)

33	Henry Martello

Wide Receiver (12)

0	Alex Taylor	17	Adrian Wilson
1	Jordan Shipp	82	Nathan Leacock
3	Chris Culliver	83	Kenedy Uzoma
5	Jason Robinson Jr.	85	Shanard Clower
6	Dayton Sneed	86	Madrid Tucker
8	Kobe Paysour		
9	Javarius Green		

Tight End (7)

19	Jake Johnson	87	Cort Halsey
80	Jordan Owens	88	Deems May
81	Connor Cox	89	Paul Barton
84	Shamar Easter		

Offensive Line (16)

51	Peter Pesansky	68	Aidan Banfield
52	Daniel King	69	Chad Lindberg
53	Christo Kelly	70	Byron Nelson
54	Miles McVay	72	Eidan Buchanan
55	Jakai Moore	73	Will O'Steen
56	Jani Norwood	77	Trey Blue
57	Bo Burkes		
58	Austin Blaske		
66	Jordan Hall		

Kicker (2)

90	Rece Verhoff	97	Guytano Bartolomeo

Defensive Line (14)

6	D'Antre Robinson	89	Emmanuel Nwaiwu
8	Smith Vilbert	90	Xavier Lewis
9	Melkart Abou Jaoude	91	Leroy Jackson
25	Joseph Mupoyi	92	CJ Mims
84	Laderion Williams	93	Devin Ancrum
86	Kamarion Thomas	94	Isaiah Johnson
87	Trey Giddens	96	Nicco Maggio

Linebacker (13)

2	Andrew Simpson	41	Jonathan Agumadu
4	Mikai Gbayor	43	Lantz Pascal
7	Khmori House	44	Jake Bauer
28	Chinedu Onyeagoro	47	Austin Alexander
30	Evan Bennett	54	Timir Hickman-Collins
33	Tyler Houser	95	Daniel Anderson
40	Tyler Thompson		

Defensive Back (20)

0	Ty White	19	Reggie Love II
1	Thaddeus Dixon	20	Jalon Thompson
3	Malcolm Ziglar	21	Kaleb Cost
5	Gavin Gibson	23	Khristian Dunbar-Hawkins
11	Ty Adams	24	Javion Butts
12	Greg Smith	26	Khalil Conley
15	Tre Miller	27	Graham Reintjes
16	Coleman Bryson	29	Marcus Allen
17	Peyton Waters	31	Will Hardy
18	Jaiden Patterson	32	Jermaine Anderson

Punter (2)

93	Jacob Horvath	96	Tom Maginness

Long Snapper (2)

42	Spencer Triplett	48	Gannon Burt

OFFENSE

QB

7 GIO LOPEZ
6-0 | 203 | R-SO.

STATS	Year	C/A/I	Yds.	Yds./G	TD	Long
	2025	61/102/3	597	119.4	3	51
	Career	308/475/10	3,631	172.9	25	75

HIGHS	Year	Comp.	Yds.	TD
	2025	19	167	2
	Career	26	432	4

NOTABLES
- Transferred to North Carolina in the spring of 2025 after spending two seasons at South Alabama.
- Threw a season best two touchdowns versus Richmond.

14 MAX JOHNSON
6-5 | 225 | SR.

STATS	Year	C/A/I	Yds.	Yds./G	TD	Long
	2025	46/72/0	378	126.0	2	39
	Career	532/875/13	6,301	185.3	49	67

HIGHS	Year	Comp.	Yds.	TD
	2025	26	213	1 (2x)
	Career	27	435	5

NOTABLES
- Has seen time in two games this fall, after recovering from a season-ending lower-body injury last season.
- In the opener, threw his first TD since 2023, caught by his brother, Jake.

RB

12 DEMON JUNE
5-11 | 215 | FR.

STATS	Year	Att.	Yds.	Yds./G	TD	Long
	2025	42	276	46.0	1	50
	Career	42	276	46.0	1	50

HIGHS	Year	Att.	Yds.	TD
	2025	14	148	1
	Career	14	148	1

NOTABLES
- Rushed for 148 yards against Richmond, the most for a freshman since Michael Carter in 2017.
- Leads Carolina in rushing this fall.

28 BENJAMIN HALL
5-11 | 235 | R-SO.

STATS	Year	Att.	Yds.	Yds./G	TD	Long
	2025	34	136	27.2	2	18
	Career	78	277	17.3	2	19

HIGHS	Year	Att.	Yds.	TD
	2025	14	68	1
	Career	16	68	1

NOTABLES
- Transferred from Michigan prior to the season.
- Posted first career touchdown against Clemson two weeks ago.
- Member of Michigan's 2023 national championship team.

37 DAVION GAUSE
5-11 | 215 | SO.

STATS	Year	Att.	Yds.	Yds./G	TD	Long
	2025	23	75	12.5	2	17
	Career	90	401	21.1	6	21

HIGHS	Year	Att.	Yds.	TD
	2025	6	31	1
	Career	16	105	2

NOTABLES
- Doak Walker Award Watch List Member (2025).
- Appeared in all 13 games last year, had a career-high 105 yards versus Charlotte.

TE

19 JAKE JOHNSON
6-6 | 240 | R-JR.

STATS	Year	Rec.	Yds.	Yds./G	TD	Long
	2025	10	80	16.0	1	11
	Career	37	338	9.7	5	28

HIGHS	Year	Rec.	Yds.	TD
	2025	3	30	1
	Career	6	45	1 (5x)

NOTABLES
- Second season at UNC, spent 2023 and 2024 at Texas A&M.
- Caught first touchdown of 2025 against TCU from his brother, Max.
- Father, Brad, is a Super Bowl champion with Tampa Bay.

80 JORDAN OWENS
6-6 | 255 | R-SR.

STATS	Year	Att.	Yds.	Yds./G	TD	Long
	2025	4	30	6.0	--	19
	Career	33	278	7.5	7	33

HIGHS	Year	Att.	Yds.	TD
	2025	2	19	--
	Career	4 (3x)	51	2

NOTABLES
- Arrived in Chapel Hill after spending the spring 2025 semester at Oklahoma State.
- Appeared in 33 games during his time at Central Arkansas.

81 CONNOR COX
6-6 | 250 | R-SO.|

STATS	Year	Att.	Yds.	Yds./G	TD	Long
	2025	4	19	3.8	--	9
	Career	5	28	2.0	--	9

HIGHS	Year	Att.	Yds.	TD
	2025	2	11	--
	Career	2	11	1

NOTABLES
- Transferred prior to the 2025 season after spending two years at South Carolina.
- Earned first career start in the season opener versus TCU.
- Had a career best two receptions for 11 yards against Clemson.

WR

1 JORDAN SHIPP
6-2 | 190 | SO.

STATS	Year	Rec.	Yds.	Yds./G	TD	Long
	2025	22	253	42.2	2	39
	Career	31	367	20.4	3	39

HIGHS	Year	Rec.	Yds.	TD
	2025	5	84	2
	Career	5	84	2

NOTABLES
- Appeared in 12 games last fall as a true freshman.
- Had a career-best 39-yard reception in the season opener versus TCU.
- Charlotte native, played high school at Providence Day.

82 NATHAN LEACOCK
6-3 | 217 | R-SO.

STATS	Year	Rec.	Yds.	Yds./G	TD	Long
	2025	4	36	7.2	--	18
	Career	5	49	4.5	--	18

HIGHS	Year	Rec.	Yds.	TD
	2025	2	18	--
	Career	2	18	--

NOTABLES
- Transferred from Tennessee after the spring 2025 semester.
- Saw time in six games during two seasons prior to arriving in Chapel Hill.
- North Carolina native, played in high school at Millbrook.

WR

3 CHRIS CULLIVER
6-2 | 195 | JR.

STATS	Year	Rec.	Yds.	Yds./G	TD	Long
	2025	5	100	16.7	1	51
	Career	12	276	9.5	3	51

HIGHS	Year	Rec.	Yds.	TD
	2025	3	74	1
	Career	3	96	1 (3x)

NOTABLES
- Third season at Carolina, has 28 appearances during his time as a Tar Heel.
- Had two kickoff returns for touchdowns last fall, versus Boston College and in the Fenway Bowl against UConn.

8 KOBE PAYSOUR
6-1 | 190 | R-SR.

STATS	Year	Rec.	Yds.	Yds./G	TD	Long
	2025	8	119	19.8	1	37
	Career	74	989	27.5	8	77

HIGHS	Year	Rec.	Yds.	TD
	2025	6	101	1
	Career	8 (2x)	101	1 (8x)

NOTABLES
- Had appeared in 35 games during five seasons at UNC.
- Caught 21 passes for 365 yards a season ago.
- Posted seven touchdown receptions across two seasons (2023-24).

WR

9 JAVARIUS GREEN
5-10 | 190 | R-FR.

STATS	Year	Rec.	Yds.	Yds./G	TD	Long
	2025	8	110	22.0	--	39
	Career	9	122	12.2	--	39

HIGHS	Year	Rec.	Yds.	TD
	2025	3 (2x)	57	--
	Career	3 (2x)	57	--

NOTABLES
- Posted a career-high in receptions, yards and longest reception in the season opener versus TCU.
- Three-star prospect coming out of high school, father played nine NFL seasons.

0 ALEX TAYLOR
6-2 | 190 | R-FR.

STATS	Year	Rec.	Yds.	Yds./G	TD	Long
	2025	2	12	3.0	--	6
	Career	3	27	3.4	--	15

HIGHS	Year	Rec.	Yds.	TD
	2025	1 (2x)	6	--
	Career	1 (3x)	15	--

NOTABLES
- Saw times in four games in 2024 during redshirt season.
- Made first career catch against James Madison last fall.
- A four-star prospect and the No. 4 player in North Carolina out of high school.

LINE

LT

58 AUSTIN BLASKE
6-5 | 310 | R-SR.

YEAR	G/S
2025	2/2
CAREER	32/14

- Rimington Trophy Watch List member

72 EIDAN BUCHANAN
6-9 | 330 | FR.

YEAR	G/S
2025	4/1
CAREER	4/1

- Made first start in the season opener versus TCU.

LG

73 WILL O'STEEN
6-3 | 290 | R-SR.

YEAR	G/S
2025	5/1
CAREER	43/39

- Jacksonville State transfer, has started 39 career games.

68 AIDAN BANFIELD
6-3 | 290 | R-SR.

YEAR	G/S
2025	15/15
CAREER	15/15

- Has started all 15 games appeared in during career.

C

69 CHAD LINDBERG
6-6 | 315 | R-SR.

YEAR	G/S
2025	5/4
CAREER	36/15

- Rice transfer, started 11 games in '24 between left guard and right tackle.

53 CHRISTO KELLY
6-4 | 305 | R-SR.

YEAR	G/S
2025	2/1
CAREER	38/24

- Holy Cross transfer, started 23 games prior to UNC.

RG

52 DANIEL KING
6-5 | 340 | R-SR.

YEAR	G/S
2025	5/5
CAREER	45/45

- Transfer from Troy, has started all 45 career games.

73 WILL O'STEEN
6-3 | 290 | R-SR.

YEAR	G/S
2025	5/1
CAREER	43/39

- Jacksonville State transfer, has started 39 career games.

RT

55 JAKAI MOORE
6-6 | 318 | R-SR.

YEAR	G/S
2025	5/5
CAREER	49/33

- Transfer from South Carolina, had 28 starts during six seasons.

54 MILES McVAY
6-6 | 350 | R-SO.

YEAR	G/S
2025	2/0
CAREER	18/0

- Transfer from Alabama, had 16 appearances during two seasons.

SPECIAL TEAMS

K

90 RECE VERHOFF
5-11 | 190 | SR.

- Transfer from Marshall

STATS	YEAR	FGM/A	FG%	LONG	PATM/A	PAT%
	2025	7/8	87.5%	49	11/11	100%
	Career	45/65	68.8%	51	116/118	98.3%

HIGHS	FG	PAT
	2 (2x)	5
	4	7 (2x)

97 GUYTANO BARTOLOMEO
5-10 | 170 | FR.

- Went 143 of 145 on PATs in high school

P

96 TOM MAGINNESS
6-0 | 210 | SR.

- Has 10 career punts of 50+ yards

STATS	YEAR	PUNTS	AVG	LONG	YDS	IN20
	2025	29	40.8	60	1,182	11
	Career	113	40.6	65	4,592	34

HIGHS	PUNT	YDS
	6 (2x)	255
	8	320

93 JACOB HORVATH
6-1 | 190 | JR.

- Transfer from Eastern Illinois

PR

31 WILL HARDY
6-2 | 205 | SR.

STATS	YEAR	ATT	YDS	TD	AVG/R
	2025	5	47	--	9.4
	Career	5	47	--	9.4

HIGHS	ATT	YDS	TD
	3	22	--
	3	22	--

KR

3 CHRIS CULLIVER
6-2 | 195 | JR.

STATS	YEAR	ATT	YDS	TD	AVG/R
	2025	5	102	--	20.4
	Career	15	449	2	29.9

HIGHS	ATT	YDS	TD
	4	83	--
	5	124	1 (2x)

DEFENSE

DE

8 SMITH VILBERT
6-6 | 282 | R-SR.

STATS

Year	T/S/A	TFL	SACK	FF	PBU
2025	9/7/2	3.5	--	--	--
Career	29/17/12	11.5	4.5	2	1

HIGHS

Year	TOTAL	TFL	SACK
2025	3	1.0 (2x)	--
Career	4	3.0	3.0

NOTABLES
- Transferred from Penn State prior to the 2025 campaign.
- Appeared in 35 games during his time at Penn State.
- Has the Penn State bowl record and Outback Bowl record for sacks in a game (3.0).

25 JOSEPH MUPOYI
6-5 | 261 | R-FR.

STATS

Year	T/S/A	TFL	SACK	FF	PBU
2025	4/1/3	--	--	--	--
Career	5/1/4	--	--	--	--

HIGHS

Year	TOTAL	TFL	SACK
2025	1 (3x)	--	--
Career	1 (4x)	--	--

NOTABLES
- Transferred from Penn State prior to the 2025 campaign.
- Appeared in two games last fall.
- A four-star prospect and No. 3 overall prospect in Connecticut out of high school.

DT

6 D'ANTRE ROBINSON
6-4 | 315 | R-FR.

STATS

Year	T/S/A	TFL	SACK	FF	PBU
2025	19/12/7	2.0	--	--	--
Career	36/19/17	5.0	1.5	1	--

HIGHS

Year	TOTAL	TFL	SACK
2025	6	1.0 (2x)	--
Career	6	1.0 (3x)	0.5

NOTABLES
- Transferred from Florida prior to the 2025 campaign.
- Played in 11 games last fall, earning one start.
- A four-star recruit and No. 12 defensive lineman out of high school.

94 ISAIAH JOHNSON
6-2 | 275 | R-JR.

STATS

Year	T/S/A	TFL	SACK	FF	PBU
2025	18/7/11	0.5	--	--	--
Career	27/9/18	3.0	2.0	--	--

HIGHS

Year	TOTAL	TFL	SACK
2025	5	0.5	--
Career	5	1.5	1.0

NOTABLES
- Transferred from Arizona prior to the 2025 campaign.
- Appeared in 12 games during his three seasons with the Wildcats.
- A three-star prospect coming out of high school.

92 CJ MIMS
6-2 | 300 | JR.

STATS

Year	T/S/A	TFL	SACK	FF	PBU
2025	20/11/9	1.5	1.0	1	--
Career	57/16/41	7.0	3.0	3	--

HIGHS

Year	TOTAL	TFL	SACK
2025	5	1.0	1.0
Career	5	2.0	1.0 (2x)

NOTABLES
- Transferred from East Carolina prior to the 2025 campaign.
- Made 23 tackles and four TFLs last fall.
- Posted a career best five tackles against Clemson.

91 LEROY JACKSON
6-1 | 290 | R-FR.

STATS

Year	T/S/A	TFL	SACK	FF	PBU
2025	20/8/12	--	--	--	1
Career	21/8/13	--	--	--	1

HIGHS

Year	TOTAL	TFL	SACK
2025	7	--	--
Career	7	--	--

NOTABLES
- Appeared in one game a season ago.
- Made a career-high seven tackles versus Richmond.
- A three-star prospect coming out of high school.

DE

9 MELKART ABOU JAOUDE
6-5 | 260 | R-JR.

STATS

Year	T/S/A	TFL	SACK	FF	PBU
2025	15/11/4	2.0	2.0	--	--
Career	64/29/35	16.5	10.5	--	--

HIGHS

Year	TOTAL	TFL	SACK
2025	4	2.0	2.0
Career	5 (2x)	3.0	2.0 (2x)

NOTABLES
- Transferred from Delaware prior to the 2025 campaign.
- An All-CAA Honorable Mention selection a year ago.
- Played in 11 games, making 24 tackles, nine TFLs and 6.5 sacks last fall.

40 TYLER THOMPSON
6-4 | 240 | R-SO.

STATS

Year	T/S/A	TFL	SACK	FF	PBU
2025	7/6/1	2.0	2.0	--	--
Career	14/12/2	3.0	2.0	--	--

HIGHS

Year	TOTAL	TFL	SACK
2025	3	2.0	2.0
Career	3 (2x)	2.0	2.0

NOTABLES
- Has played in 20 games during three years as a Tar Heel.
- Saw time in 12 games last fall, making five tackles.
- A four-star prospect coming out of high school.

WILL

7 KHMORI HOUSE
6-0 | 215 | SO.

STATS

Year	T/S/A	TFL	SACK	FF	PBU
2025	37/20/17	1.5	--	--	--
Career	72/39/33	2.5	--	1	4

HIGHS

Year	TOTAL	TFL	INT
2025	7 (3x)	1.5	--
Career	7 (3x)	1.5	1

NOTABLES
- Transferred from Washington prior to the 2025 campaign.
- Played in 12 games last fall for the Huskies, earning Freshman All-America honors from College Football Network.

41 JONATHAN AGUMADU
6-2 | 220 | R-FR.

STATS

Year	T/S/A	TFL	SACK	FF	PBU
2025	9/6/3	--	--	--	--
Career	9/6/3	--	--	--	--

HIGHS

Year	TOTAL	TFL	INT
2025	6	--	--
Career	6	--	--

NOTABLES
- Transferred from Oklahoma State prior to the 2025 campaign.
- Saw time in four games last fall.
- A three-star prospect coming out of high school.

MIKE

2 ANDREW SIMPSON
6-0 | 238 | R-SR.

STATS

Year	T/S/A	TFL	SACK	FF	PBU
2025	34/18/16	6.0	2.0	--	--
Career	175/112/63	38.0	14.5	5	5

HIGHS

Year	TOTAL	TFL	INT
2025	11	2.0	--
Career	12	3.0 (2x)	1 (3x)

NOTABLES
- Transferred from Boise State prior to the 2025 campaign.
- Named to the Dick Butkus Award Preseason Watch List (2025).
- Earned All-Mountain West Second Team honors a year ago.

4 MIKAI GBAYOR
6-2 | 230 | GR.

STATS

Year	T/S/A	TFL	SACK	FR	PBU
2025	21/8/13	2.0	1.0	1	--
Career	94/39/55	11.0	2.5	3	3

HIGHS

Year	TOTAL	TFL	INT
2025	6 (2x)	1.0 (2x)	--
Career	6 (5x)	2.0	--

NOTABLES
- Transferred from Missouri, spent the spring 2025 semester with the Tigers.
- Played in 24 games during his time with Nebraska.
- A year ago, made 49 tackles and six TFLs.

NICKEL

21 KALEB COST
5-11 | 195 | JR.

STATS

Year	T/S/A	TFL	SACK	PBU	INT
2025	29/21/8	1.0	--	1	1
Career	97/68/29	3.5	0.5	7	3

HIGHS

Year	TOTAL	PBU	INT
2025	7	1	1
Career	8	1.0 (7x)	1 (3x)

NOTABLES
- Had third career interception in the season opener versus TCU.
- A year ago, made 45 tackles and posted four PBUs with two interceptions.
- Played baseball for one season at Carolina (2024).

CB

18 JAIDEN PATTERSON
6-1 | 195 | SO.

STATS

Year	T/S/A	TFL	SACK	PBU	INT
2025	18/11/7	1.0	--	3	1
Career	20/12/8	1.0	--	3	1

HIGHS

Year	TOTAL	PBU	INT
2025	6	2	1
Career	6	2	1

NOTABLES
- Appeared in seven games a season ago, made first career tackle versus NC Central.
- A four-star prospect coming out of high school.
- Posted 102 tackles during final two seasons of prep career.

20 JALON THOMPSON
5-11 | 185 | SO.

STATS

Year	T/S/A	TFL	SACK	PBU	INT
2025	4/2/2	--	--	--	--
Career	4/2/2	--	--	--	--

HIGHS

Year	TOTAL	PBU	INT
2025	3	--	--
Career	3	--	--

NOTABLES
- Appeared in nine games a season ago on special teams.
- A three-star prospect coming out of high school.
- Posted 97 tackles and 12 interceptions during high school.

CB

29 MARCUS ALLEN
6-1 | 190 | SR.

STATS

Year	T/S/A	TFL	SACK	PBU	INT
2025	15/14/1	1.0	--	4	--
Career	116/86/30	3.5	--	18	3

HIGHS

Year	TOTAL	PBU	INT
2025	5	2	--
Career	9	3	1 (3x)

NOTABLES
- Had 44 appearances during his time at UNC, with 18 pass breakups and three interceptions.
- Posted five tackles in the season opener versus TCU.

26 KHALIL CONLEY
5-11 | 185 | R-FR.

STATS

Year	T/S/A	TFL	SACK	PBU	INT
2025	1/1/0	--	--	--	--
Career	1/1/0	--	--	--	--

HIGHS

Year	TOTAL	PBU	INT
2025	1	--	--
Career	1	--	--

NOTABLES
- Redshirted a year ago, did not see time in any games.
- A four-star prospect coming out of high school.
- Had 72 tackles and six interceptions during prep career.

S

5 GAVIN GIBSON
6-0 | 185 | R-SR.

STATS

Year	T/S/A	TFL	SACK	PBU	INT
2025	22/15/7	2.0	--	2	--
Career	106/65/41	12.5	1.0	8	3

HIGHS

Year	TOTAL	PBU	INT
2025	6 (3x)	1	--
Career	9	1 (7x)	1 (3x)

NOTABLES
- Transferred from East Carolina prior to the 2025 campaign.
- Has 40 appearances during his college career between UNC, ECU and Maryland.
- A year ago, had 52 tackles and three interceptions at ECU.

17 PEYTON WATERS
6-1 | 185 | SO.

STATS

Year	T/S/A	TFL	SACK	PBU	INT
2025	3/2/1	--	--	--	--
Career	8/5/3	--	--	--	--

HIGHS

Year	TOTAL	PBU	INT
2025	2	--	--
Career	2 (3x)	--	--

NOTABLES
- Transferred from Washington prior to the 2025 campaign.
- Played in 13 games a year ago for the Huskies.
- Posted 64 tackles and two interceptions in senior year of high school.

S

31 WILL HARDY
6-2 | 205 | SR.

STATS

Year	T/S/A	TFL	SACK	PBU	INT
2025	22/13/9	1.5	--	--	--
Career	116/68/45	3.5	--	2	2

HIGHS

Year	TOTAL	PBU	INT
2025	8	--	--
Career	13	1 (2x)	1 (2x)

NOTABLES
- Wuerffel Trophy Watch List member (2025).
- Has 109 tackles in 44 career games as a Tar Heel.
- A fifth-generation college player, coached by father in high school.

16 Coleman Bryson
6-2 | 210 | R-JR.

STATS

Year	T/S/A	TFL	SACK	PBU	INT
2025	8/4/4	--	--	1	--
Career	62/45/17	--	--	5	1

HIGHS

Year	TOTAL	PBU	INT
2025	3	1	--
Career	10	1 (5x)	1

NOTABLES
- A transfer from Minnesota
- Tallied 20 tackles in 2024, including 14 unassisted stops and three pass breakups
- Dad, Brian, played quarterback at Lenior Rhyne

UNOFFICIAL CAROLINA DEPTH CHART

OFFENSE

QB	**7**	**Gio Lopez (6-0, 203, r-So.)**
	14	Max Johnson (6-5, 225, Sr.)
RB	**12**	**Demon June (5-11, 215, Fr.)**
	28	Benjamin Hall (5-11, 235, r-So.)
	37	Davion Gause (5-11, 215, So.)
WR	**1**	**Jordan Shipp (6-2, 190, So.)**
	82	Nathan Leacock (6-3, 217, r-So.)
WR	**3**	**Chris Culliver (6-2, 195, Jr.)**
	8	Kobe Paysour (6-1, 190, r-Sr.)
WR	**9**	**Javarius Green (5-10, 190, r-Fr.)**
	0	Alex Taylor (6-2, 190, r-Fr.)
TE	**19**	**Jake Johnson (6-6, 240, r-Jr.)**
	80	Jordan Owens (6-6, 255, Sr.)
	81	Connor Cox (6-6, 250, r-So.)
LT	**58**	**Austin Blaske (6-5, 310, r-Sr.)**
	72	Eidan Buchanan (6-9, 330, Fr.)
LG	**73**	**Will O'Steen (6-3, 290, r-Sr.)**
	68	Aidan Banfield (6-3, 300, So.)
C	**69**	**Chad Lindberg (6-6, 315, r-Sr.)**
	53	Christo Kelly (6-4, 305, r-Sr.)
RG	**52**	**Daniel King (6-5, 340, r-Sr.)**
	73	Will O'Steen (6-3, 290, r-Sr.)
RT	**55**	**Jakai Moore (6-6, 318, r-Sr.)**
	54	Miles McVay (6-6, 350, r-So.)

SPECIAL TEAMS

K	**90**	**Rece Verhoff (5-11, 190, Sr.)**
	97	Guytano Bartolomeo (5-10, 170, Fr.)
P	**96**	**Tom Maginness (6-0, 210, Sr.)**
	93	Jacob Horvath (6-1, 190, Jr.)
LS	**42**	**Spencer Triplett (6-1, 240, r-Sr.)**
	48	Gannon Burt (6-1, 205, r-So.)
H	**96**	**Tom Maginness (6-0, 210, Sr.)**
	93	Jacob Horvath (6-1, 190, Jr.)
PR	**31**	**Will Hardy (6-2, 205, Sr.)**
	9	Javarius Green (5-10, 190, r-Fr.)
KR	**3**	**Chris Culliver (6-2, 195, Jr.)**
	28	Benjamin Hall (5-11, 235, r-So.)

DEFENSE

DE	**8**	**Smith Vilbert (6-6, 282, r-Sr.)**
	25	Joseph Mupoyi (6-5, 261, r-Fr.)
DT	**6**	**D'Antre Robinson (6-4, 315, r-Fr.)**
	94	Isaiah Johnson (6-2, 275, r-Jr.)
DT	**92**	**CJ Mims (6-2, 300, Jr.)**
	91	Leroy Jackson (6-1, 290, r-Fr.)
DE	**9**	**Melkart Abou Jaoude (6-5, 260, r-Jr.)**
	40	Tyler Thompson (6-4, 240, r-So.)
MIKE	**2**	**Andrew Simpson (6-0, 238, r-Sr.)**
	4	Mikai Gbayor (6-2, 230, Gr.)
WILL	**7**	**Khmori House (6-0, 215, So.)**
	41	Jonathan Agumadu (6-2, 220, r-Fr.)
CB	**18**	**Jaiden Patterson (6-1, 195, So.)**
	20	Jalon Thompson (5-11, 185, So.)
CB	**29**	**Marcus Allen (6-2, 190, Sr.)**
	26	Khalil Conley (5-11, 185, r-Fr.)
NICKEL	**21**	**Kaleb Cost (5-11, 195, Jr.)**
	15	Tre Miller (5-10, 180, r-So.)
S	**5**	**Gavin Gibson (6-0, 185, r-Sr.)**
	17	Peyton Waters (6-1, 185, So.)
S	**31**	**Will Hardy (6-2, 205, Sr.)**
	16	Coleman Bryson (6-2, 210, r-Jr.)

PRONUNCIATIONS

#4 Mikai Gbayor	Muh-Kai Bayer
#7 Khmori House	Kuh-MORE-ee
#8 Kobe Paysour	PAY-sore
#9 Melkart Abou Jaoude	Mel-cart Uh-boo-Juh-Day
#9 Javarius Green	Juh-Var-ee-us
#12 Demon June	Duh-mon
#24 Javion Butts	Jay-VEE-on
#25 Joseph Mupoyi	Muh-POY-ee
#27 Graham Reintjes	Rein-chiss
#28 Chinedu Onyeagoro	Chin-ih-due On-yay-garro
#37 Davion Gause	Day-VEE-on Goss
#41 Jonathan Agumadu	Ah-goo-MAH-doo
#51 Peter Pesansky	puh-SAN-skee
#53 Christo Kelly	Chris-toe
#54 Timir Hickman-Collins	Tuh-Mir
#55 Jakai Moore	Juh-kai
#58 Austin Blaske	BLAA-skee
#83 Kenedy Uzoma	Ooo-Zoma
#85 Shanard Clower	Sha-Nard Clower (Like Flower)
#86 Kamarion Thomas	Kuh-Mar-ee-on
#89 Emmanuel Nwaiwu	ooo-WEIGH-woo
#93 Devin Ancrum	Ann-crum
#96 Tom Maginness	mah-guiness

OFFENSIVE STARTERS

Opp.	OL	OL	OL	OL	OL	OL/TE/RB	QB	RB	WR	WR	WR/TE	K
TCU	King	Kelly	Moore	Banfield	Boone	Buchanan	Lopez	Hood	Shipp	Culliver	Owens	Verhoff
at Charlotte	King	Moore	Banfield	Lindberg	Boone	Hall	Lopez	Hood	Shipp	Culliver	Green	Verhoff
Richmond	King	Moore	Banfield	Lindberg	Boone	Owens	Lopez	June	Shipp	Green	Cox	Verhoff
at UCF	King	Moore	Blaske	Banfield	Lindberg	Johnson	Lopez	June	Shipp	Culliver	Green	Verhoff
Clemson	King	Moore	Blaske	Lindberg	O'Steen	Owens	Johnson	June	Shipp	Culliver	Cox	Verhoff
at California	King	Moore	Blaske	Lindberg	O'Steen	Johnson	Lopez	June	Shipp	Clower	Paysour	Verhoff
Virginia												
at Syracuse												
Stanford												
at Wake Forest												
Duke												
at NC State												

DEFENSIVE STARTERS

Opp.	DL	DL	DL	DL/LB	LB	LB	LB/DB	DB	DB	DB	DB	P
TCU	Robinson	Jackson	Johnson	Simpson	Gbayor	House	Dixon	Gibson	Cost	Allen	Hardy	Maginness
at Charlotte	Vilbert	Abou Jaoude	Mims	Jackson	Simpson	Gbayor	House	Dixon	Gibson	Allen	Hardy	Maginness
Richmond	Vilbert	Abou Jaoude	Mims	Jackson	Simpson	Gbayor	House	Dixon	Gibson	Allen	Hardy	Maginness
at UCF	Robinson	Vilbert	Abou Jaoude	Mims	Simpson	House	Dixon	Gibson	Cost	Allen	Hardy	Maginness
Clemson	Vilbert	Abou Jaoude	Jackson	Mims	Simpson	House	Dixon	Gibson	Patterson	Allen	Hardy	Maginness
at California	Vilbert	Abou Jaoude	Jackson	Mims	Simpson	House	Patterson	Gibson	Cost	Allen	Hardy	Maginness
Virginia												
at Syracuse												
Stanford												
at Wake Forest												
Duke												
at NC State												

Gio Lopez 7

QB • 6-0 • 203 • R-Sophomore
Madison, Ala. • James Clemons • South Alabama

Honors
• All-Sun Belt Honorable Mention (2024)

Career Stats

Year	GP-GS	C-A-I	COMP %	YDs	TDs
2023	5-1	41-61-2	67.2%	475	4
2024	11-11	206-312-5	66.0%	2,559	18
2025	5-5	61-102-3	59.8%	597	3
Career	**21-17**	**308-475-10**	**64.8%**	**3,631**	**25**

2024 (at South Alabama)
• Started and played in 11 of South Alabama's 13 games.
• Averaged 274.7 yards of total offense per game, 22nd nationally.
• Finished the season with 2,559 yards passing and 18 touchdowns.
• Ended the year third in the Sun Belt in fewest interceptions thrown, fourth in passing touchdowns, fourth in average passing yards per game, fourth in passing efficiency and fourth in completion percentage.
• Ran for 465 yards and seven touchdowns.
• Earned All-Sun Belt honorable mention honors.

2023 (at South Alabama)
• Appeared in five games during his true freshman season, earning one start.
• Named 68 Ventures Bowl MVP, leading South Alabama to first ever bowl win.

HIGH SCHOOL
• A three-star product by 247Sports and Rivals during prep career.
• Named a first team All-State quarterback by the Alabama Sportswriters Association.

Max Johnson 14

QB • 6-5 • 225 • Senior
Athens, Ga. • Oconee County • LSU • Texas A&M

Honors
• Comeback Player of the Year Award Watch List (2025)

Career Stats

Year	GP-GS	C-A-I	COMP %	YDs	TDs
2020	6-2	88-150-1	58.7%	1,069	8
2021	12-12	225-373-6	60.3%	2,814	27
2022	4-3	43-71-0	60.6%	517	3
2023	8-5	118-190-5	62.1%	1,452	9
2024	1-1	12-19-1	63.2%	71	0
2025	3-1	46-72-0	63.9%	378	2
Career	**34-24**	**506-833-13**	**60.8%**	**6,301**	**49**

2024
• Started the season opening game at Minnesota, suffering a season-ending lower-body injury in the third quarter.

2023 (at Texas A&M)
• Appeared in eight games, earning the start five times.
• Led the Aggies with 1,452 yards passing and nine touchdowns through the air.
• Registered his first 300-yard passing game at A&M and the sixth of his career at Ole Miss.
• Missed the final four games of the year due to injury.

2022 (at Texas A&M)
• Saw time in four games, starting three for the Aggies.
• Two of his starts were versus top-15 opponents in back-to-back weeks.

2021 (at LSU)
• Started in all 12 games.
• Finished the year with 2,815 yards and 27 touchdowns in the air.
• Posted seven games with with 250-or-more passing yards, and six games with three-or-more touchdowns.

2020 (at LSU)
• Appeared in six games, starting twice.
• Threw for 1,069 yards and eight touchdowns.
• Took over starting quarterback duties in week nine versus Florida.

HIGH SCHOOL
• A four-star pro-style quarterback by Rivals and 247Sports.
• Led Oconee County High School Georgia 4A state title game as a senior.

Demon June 12

RB • 5-11 • 215 • Freshman
Jacksonville, N.C. • Jacksonville

Career Stats

Year	GP-GS	ATT	YDs	TDs	LG
2025	6-4	42	276	1	50
Career	**6-4**	**42**	**276**	**1**	**50**

HIGH SCHOOL

- A three-star early enrollee.
- Posted 4,741 yards and 84 touchdowns on the ground during prep career.
- Rushed for 1,442 yards and 24 touchdowns during senior campaign.
- Also competed in track and basketball prior to arriving in Chapel Hill.

Davion Gause 37

RB • 5-11 • 215 • Sophomore
Opa-locka, Fla. • Chaminade-Madonna Prep

Honors

- Doak Walker Award Watch List (2025)

Career Stats

Year	GP-GS	ATT	YDs	TDs	LG
2024	13-1	67	326	4	21
2025	6-0	23	75	2	17
Career	**19-1**	**90**	**401**	**6**	**21**

2024

- Appeared in all 13 contests, earning one start versus UConn in the Fenway Bowl.
- Finished his true freshman campaign with 67 carries for 326 yards and four touchdowns.
- In his second college game, posted 16 rushes for 105 yards and a touchdown versus Charlotte.
- Returned a blocked punt for a touchdown against James Madison.

HIGH SCHOOL

- An early enrollee who was a four-star prospect by Rivals.
- An Under Armour All-America during prep career, who won three state championships at Chaminade-Madonna Prep.
- Posted 4,936 yards and 56 touchdowns during high school career.



Jordan Shipp 1

WR • 6-2 • 190 • Sophomore
Charlotte, N.C. • Providence Day

Career Stats

Year	GP-GS	REC	YDs	TDs	LG
2024	12-1	9	114	1	22
2025	6-6	22	253	2	39
Career	**18-7**	**31**	**367**	**3**	**39**

2024

- Appeared in 12 games during his true freshman season, earning the start versus UConn in the Fenway Bowl.
- Finished the campaign with nine catches for 114 yards and a touchdown.
- Made first career reception in the win over Charlotte.
- Posted first career touchdown against James Madison.

HIGH SCHOOL

- An early enrolee who was a four-star prospect by On3.
- A three-time all-state and all-conference selection for Providence Day in Charlotte.
- Helped Providence Day win three state championships during prep career.
- In three-year career, recorded 173 receptions for 2,934 yards and 37 touchdowns.

Chris Culliver 3

WR • 6-2 • 195 • Junior
Maiden, N.C. • Maiden

Career Stats

Year	GP-GS	REC	YDs	TDs	LG
2023	11-0	1	41	1	41
2024	12-1	6	135	1	50
2025	6-4	5	100	1	51
Career	**29-5**	**12**	**276**	**3**	**51**

2024

- Appeared in 12 games, earning the start at Boston College.
- Finished the season with six catches for 135 yards and a touchdown.
- Recorded two receptions and 96 yards with a touchdown in the regular season finale against NC State.

2023

- Appeared in 11 games during true freshman campaign.
- Posted one catch for 41 yards and a touchdown against Campbell.
- Returned five kickoffs for 105 yards in the Duke's Mayo Bowl versus West Virginia.

HIGH SCHOOL

- A four-star prospect by On3.
- Tallied 173 catches for 3,617 yards and 52 touchdowns in last three seasons at Maiden High School.
- Posted 1,809 yards in senior campaign, the fifth-most in the country.

Kobe Paysour 8

WR • 6-1 • 190 • R-Senior
Kings Mountain, N.C. • Kings Mountain

Career Stats

Year	GP-GS	REC	YDs	TDs	LG
2021	1-0	0	0	0	0
2022	12-4	29	324	4	49
2023	5-5	22	282	3	77
2024	13-9	21	365	0	36
2025	6-1	8	119	1	37
Career	**37-19**	**80**	**1,090**	**8**	**77**

2024
- Appeared in all 13 games, earning nine starts.
- Finished the season with 21 receptions for 365 yards.
- Posted a reception in 11 games.
- Had a season best four catches for 93 yards against James Madison.
- Recorded three receptions each versus Georgia Tech and Florida State.

2023
- Started the first five games of the year before a season-ending injury.
- Caught 22 passes for 282 yards and three touchdowns.
- Tallied three receptions and a season-high 100 yards against Syracuse.

2022
- Appeared in 12 games and made four starts.
- Ended the season with 29 receptions for 324 yards and four touchdowns.
- Made first career start and registered eight catches for 92 yards and a touchdown at Appalachian State.
- Had seven catches for 98 yards and a touchdown in the Holiday Bowl against Oregon.

2021
- Appeared in one game during true freshman campaign.

HIGH SCHOOL
- A four-star prospect by 247Sports.
- Posted 195 receptions for 3,912 yards and 51 touchdowns during high school career.

Jake Johnson 19

TE • 6-6 • 240 • R-Junior
Athens, Ga. • Oconee County • Texas A&M

Career Stats

Year	GP-GS	REC	YDs	TDs	LG
2022	5-0	1	2	0	2
2023	12-4	24	235	4	28
2024	13-0	2	21	0	20
2025	6-1	10	80	1	11
Career	**35-5**	**37**	**338**	**5**	**28**

2024
- Appeared in all 13 games during first season in Chapel Hill.
- Ended the year with two receptions for 21 yards.
- Posted a catch in wins against Minnesota and Florida State.

2023 (at Texas A&M)
- Saw time in 12 games for Texas A&M.
- Had 235 yards on 24 catches and finished second on the team with four touchdowns.
- In first career start against ULM, made six catches for 36 yards.
- Caught first career touchdown pass from his brother, Max.

2022 (at Texas A&M)
- Saw the field in five games.
- Made one reception in the season opening win over Sam Houston.

HIGH SCHOOL
- A four-star prospect by all three major outlets.
- Selected to the 2022 All-American Bowl.
- As a senior, had 45 catches for 745 yards and eight touchdowns.

Smith Vilbert 8

DL • 6-6 • 282 • R-Senior
Montvale, N.J. • St. Joseph Regional • Penn State

Career Stats

Year	GP-GS	TKL	SOLO	AST	TFL	SK	FF
2019	2-0	0	0	0	0.0	0.0	0
2020	4-0	1	0	1	0.0	0.0	0
2021	12-1	7	6	1	4.0	3.0	0
2022	1-0	0	0	0	0.0	0.0	0
2024	16-0	12	4	8	4.0	1.5	2
2025	6-5	9	7	2	3.5	0.0	0
Career	**41-6**	**29**	**17**	**12**	**11.5**	**4.5**	**2**

2024 (at Penn State)
- Saw time in 16 games during the year.
- Finished the season with 12 total tackles, 1.5 sacks and two forced fumbles.
- Had a solo tackle in four games.
- Opened the year with a sack and forced fumble against West Virginia.

2023 (at Penn State)
- Missed the season due to injury.

2022 (at Penn State)
- Appeared in one game, the season finale against Utah.

2021 (at Penn State)
- Saw time in 12 games, making one start.
- Finished the campaign with seven tackles, four tackles for loss and three sacks.
- Posted three sacks in the Outback Bowl versus Arkansas, a Penn State bowl record and Outback Bowl record.

2020 (at Penn State)
- Appeared in four games, posting a tackle against Michigan State.

2019 (at Penn State)
- Appeared in two games during true freshman campaign.

HIGH SCHOOL
- A three-star recruit by 247Sports, ESPN and Rivals.
- Helped St. Joseph Regional win their first New Jersey High School Non-Public Group 4 state championship in 20 years as a senior.
- Tallied 45 tackles, 17 tackles for loss and nine sacks as a senior.

Melkart Abou Jaoude 9

DL • 6-5 • 260 • R-Junior
Newton, N.J. • Newton • Delaware

Honors
- All-CAA Honorable Mention (2024)

Career Stats

Year	GP-GS	TKL	SOLO	AST	TFL	SK	FR
2022	1-0	0	0	0	0.0	0.0	0
2023	13-2	25	8	17	5.0	2.0	0
2024	11-11	24	10	14	9.5	6.5	0
2025	6-5	15	11	4	2.0	2.0	1
Career	**31-18**	**64**	**29**	**35**	**16.5**	**10.5**	**1**

2024 (at Delaware)
- Appeared and started in 11 games.
- Finished the season with 24 tackles, along with a team-high 9.5 tackles for loss and 6.5 sacks.
- Registered at least one tackle in all 11 games.
- Had a sack in seven games, including a season best two sacks versus Richmond.

2023 (at Delaware)
- Appeared in all 13 games, with two starts.
- Ended the year with 25 tackles, five tackles for loss and two sacks.
- Recorded a season best five tackles against Saint Francis.
- Made two tackles in each of Delaware's games in the FCS Playoffs.

2022 (at Delaware)
- Appeared in one game.

HIGH SCHOOL
- Played four season at Newton High School in prep career.

CJ Mims 92

DL • 6-2 • 300 • R-Junior
New Bern, N.C. • West Craven • East Carolina

Career Stats

Year	GP-GS	TKL	SOLO	AST	TFL	SK	FF
2022	1-0	0	0	0	0	0	0
2023	12-0	14	1	13	1.5	0.5	1
2024	12-0	23	4	19	4.0	1.5	1
2025	6-5	20	11	9	1.5	1.0	1
Career	**31-5**	**57**	**16**	**41**	**7.0**	**3.0**	**3**

2024 (at East Carolina)
- Appeared in 12 games
- Finished the season with 23 total tackles, four tackles for loss and an a forced fumble.
- Had his best game of the season at North Texas, ending the game with three solo tackles, two tackles for loss and a sack.

2023 (at East Carolina)
- Appeared in all 12 games earning first varsity letter
- Logged 249 total snaps (230 defense, 19 special teams)
- Tallied 14 tackles, including one solo stop
- Forced first career fumble against Gardner-Webb

2022 (at East Carolina)
- Played in one game during redshirt season – did not record any stats
- Made collegiate debut against Memphis logging two snaps

HIGH SCHOOL
- A key defender for a West Craven program that produced a 6-4 overall record and a perfect 5-0 league mark in 2021
- Helped the Eagles bounce back from an 0-3 start to roll off six-straight and earn playoff appearances vs. North Lenoir and Wallace-Rose Hill
- As a sophomore and junior, tallied a collective 120 tackles, 36 of them behind the line of scrimmage, in just 18 games
- Had 26 solo hits, 11 assists, 13.0 TFLs and 2.0 sacks

Andrew Simpson 2

LB • 6-0 • 238 • R-Senior
Wilder Ave, Calif. • St. John Bosco • Boise State

Honors
- Dick Butkus Award Preseason Watch List (2025)
- All-Mountain West Second Team (2024)

Career Stats

Year	GP-GS	TKL	SOLO	AST	TFL	PBU	INT
2022	14-3	29	23	6	5.0	3	0
2023	14-11	66	42	24	16.0	2	2
2024	12-11	46	29	17	11.0	0	1
2025	6-6	34	18	16	6.0	1	0
Career	**46-31**	**175**	**112**	**63**	**38.0**	**6**	**3**

2024 (at Boise State)
- Appeared in 12 games, making 11 starts.
- Finished the season with 46 total tackles, 11 tackles for loss and an interception.
- Had five tackles, 1.5 tackles for loss and a sack at No. 7 Oregon.
- Earned All-Mountain West Second Team honors.

2023 (at Boise State)
- Appeared in all 14 games, starting 11 for Boise State.
- Ended the year with 66 tackles, 16 tackles for loss and 6.5 sacks.
- Registered a season-high 12 tackles at Fresno state, including 2.5 tackles for loss.
- Had an interception in the Mountain West Championship win over UNLV.

2022 (at Boise State)
- Appeared in all 14 games, making three starts.
- Made 29 tackles and three sacks on the year.
- Blocked a punt that resulted in a touchdown against New Mexico.

2021 (at Boise State)
- Redshirt season, did not appear in a game.

HIGH SCHOOL
- A three-star recruit by 247Sports.
- Registered 35 tackles during senior season at St. John Bosco.

Mikai Gbayor 4

LB • 6-2 • 230 • Graduate

Irvington, N.J. • Irvington • Nebraska • Missouri

Career Stats

Year	GP-GS	TKL	SOLO	AST	TFL	PBU	INT
2023	12-4	24	11	13	3.0	0	0
2024	12-11	49	20	29	6.0	3	0
2025	6-3	21	8	13	2.0	0	0
Career	**30-18**	**94**	**39**	**55**	**11.0**	**3**	**0**

Spring 2025 (at Missouri)

• Spent the spring semester at Missouri.

2024 (at Nebraska)

• Played in 12 games, making 11 starts.
• Posted a career-high 49 tackles, with six tackles for loss, one sack and three pass breakups.

2023 (at Nebraska)

• Played in 12 games with four starts.
• Finished the season with 24 tackles, three tackles for loss and 0.5 sack.

2022 (at Nebraska)

• Did not appear in a game.

2021 (at Nebraska)

• Did not appear in a game.

HIGH SCHOOL

• Played for Irvington High School.
• Made 56 tackles, 29 tackles for loss and nine sacks in senior season.
• Named a USA Today All-New Jersey first team selection in senior campaign.
• Ranked as a top-10 recruit from New Jersey by 247Sports.



Khmori House 7

LB • 6-0 • 215 • Sophomore

Pasadena, Calif. • St. John Bosco • Washington

Career Stats

Year	GP-GS	TKL	SOLO	AST	TFL	PBU	INT
2024	12-5	35	19	16	1.0	4	1
2025	6-6	37	20	17	1.5	0	0
Career	**18-11**	**72**	**39**	**33**	**2.5**	**4**	**1**

2024 (at Washington)

• Appeared in 12 games, making five starts during true freshman campaign.
• Finished the season with 35 tackles, one tackle for loss, four pass breakups and an interception.
• Had five tackles in first career start at Washington State.
• Recorded five tackles in the win versus No. 10 Michigan.

HIGH SCHOOL

• Posted 72 tackles with two sacks and eight tackles for loss in senior season at St. John Bosco.

Thaddeus Dixon 1

DB • 6-1 • 185 • R-Senior
Los Angeles, Calif. • La Miranda • Washington

Honors
- Phil Steele Preseason All-ACC Team (2025)
- Senior Bowl Top-300 (2025)
- East/West Shrine Bowl Watch List (2025)
- All-Big Ten Honorable Mention (2024)

Career Stats

Year	GP-GS	TKL	SOLO	AST	TFL	PBU	INT
2023	14-1	26	20	6	1.0	6	1
2024	13-12	43	26	17	3.0	10	1
2025	5-5	14	9	5	1.0	3	0
Career	**32-18**	**83**	**55**	**28**	**5.0**	**19**	**2**

2024 (at Washington)
- Played in all 13 games, earning the start 12 times.
- Finished the year with 43 tackles, 11 pass breakups and an interception.
- Had four tackles and two pass breakups in the season opener versus Weber State.
- Posted two tackles, two pass breakups and an interception versus Washington State.

2023 (at Washington)
- Played in 14 games, earning one start.
- Posted 26 tackles, seven pass breakups and an interception on the year.
- Collected lone interception of the season in the win versus Washington State.

2022 (at Long Beach Community College)
- Posted 43 tackles and three interceptions over 11 games.
- Ranked as the No. 27 junior college prospect and No. 5 junior college cornerback by ESPN.

2021 (at Long Beach Community College)
- Notched 34 tackles and two interceptions in first season.

HIGH SCHOOL
- Played for La Miranda High School.



Gavin Gibson 5

DB • 6-0 • 185 • R-Senior
Hickory, N.C. • Hough • Maryland • East Carolina

Career Stats

Year	GP-GS	TKL	SOLO	AST	TFL	PBU	INT
2022	11-0	17	13	4	2.0	3	0
2023	9-0	15	11	4	2.0	0	0
2024	13-10	52	26	26	6.5	3	3
2025	6-6	22	15	7	2.0	2	0
Career	**39-16**	**106**	**65**	**41**	**12.5**	**8**	**3**

2024 (at East Carolina)
- Started all 13 games for East Carolina.
- Finished the season with 52 tackles, with 6.5 tackles for loss and three interceptions.
- Made a season-high nine tackles versus Old Dominion.

2023 (at Maryland)
- Appeared in nine games during sophomore campaign.
- Finished the season with 15 tackles and two tackles for loss.
- Posted a season best four tackles against Illinois.

2022 (at Maryland)
- Saw time in 11 games during his true freshman campaign.
- Finished the season with 17 tackles, two tackles for loss and three pass breakups.
- Made a tackle for loss against Charlotte and Michigan.

HIGH SCHOOL
- Played for Hough High School during prep career.
- During senior year, recorded 41 tackles and five interceptions.

Kaleb Cost 21

DB • 5-11 • 195 • Junior
Atlanta, Ga. • Sandy Creek

Career Stats

Year	GP-GS	TKL	SOLO	AST	TFL	PBU	INT
2023	13-1	5	2	3	0.0	2	0
2024	13-13	63	45	18	2.5	4	2
2025	6-3	29	21	8	1.0	1	1
Career	**32-17**	**97**	**68**	**29**	**3.5**	**7**	**3**

2024
- Started all 13 games during the year.
- Finished the season with 63 tackles, four pass breakups and two interceptions.
- Recorded first career pick-six against Pitt.

Spring 2024 (with Carolina Baseball)
- Played in nine games for the Tar Heels.
- Scored four runs on the season, all as a pinch runner.
- Recorded first career stolen base against Campbell.

2023
- Appeared in all 13 games on special teams.
- Made first career start in the Duke's Mayo Bowl versus West Virginia.

HIGH SCHOOL
- A four-star prospect by Rivals.
- As a senior, posted 22 tackles and an interception, helping Sandy Creek win a state title.

Marcus Allen 29

DB • 6-2 • 190 • Senior
Marietta, Ga. • Walton

Honors
- East/West Shrine Bowl Watch List (2025)

Career Stats

Year	GP-GS	TKL	SOLO	AST	TFL	PBU	INT
2022	14-0	16	11	5	1.0	2	0
2023	13-13	49	35	14	0.5	8	1
2024	12-12	36	26	10	1.0	4	2
2025	6-6	15	14	1	1.0	4	0
Career	**45-31**	**116**	**86**	**30**	**3.5**	**18**	**3**

2024
- Started 12 games during the year.
- Finished the season with 36 tackles, six pass breakups, two interceptions and a tackle for loss.
- Led the Tar Heels with seven tackles in the home-opening win over Charlotte.

2023
- Started all 13 games in his sophomore season.
- Posted 49 tackles, eight pass breakups and an interception on the year.
- Made six tackles and had three pass breakups versus Appalachian State.
- Recorded a season-high nine tackles against Georgia Tech.
- Had an interception versus Campbell.

HIGH SCHOOL
- A four-star prospect by 247Sports.
- A three-time all-state cornerback for Walton High School.
- In final two prep seasons, recorded 107 tackles, four interceptions and 25 pass breakups.

Will Hardy 31

DB • 6-2 • 205 • Senior
Lawrenceville, Ga. • Greater Atlanta Christian

Honors
• Wuerffel Trophy Watch List (2025)

Career Stats

Year	GP-GS	TKL	SOLO	AST	TFL	PBU	INT
2022	14-2	38	23	15	0.0	0	1
2023	12-0	22	15	7	1.0	1	0
2024	13-2	34	17	17	1.0	1	1
2025	6-6	22	13	9	1.5	0	0
Career	**45-10**	**116**	**68**	**48**	**3.5**	**2**	**2**

2024
• Appeared in all 13 games, earning two starts.
• Finished the season with 34 tackles, a pass breakup and interception.
• Recorded a season-high six tackles at Virginia.
• Posted an interception in the win at Florida State.

2023
• Appeared in 12 contests.
• Finished the season with 22 tackles, a tackle for loss and a pass breakup.
• Had a season-high five tackles and pass breakup at Clemson.

2022
• Saw time in all 14 games, starting the final two games of the year.
• Finished the season with 38 tackles and an interception.
• Had a season-high six tackles against Notre Dame.
• Sealed the victory at Duke with first career interception.

HIGH SCHOOL
• A three-star prospect by 247Sports.
• In final two high school seasons, posted 174 tackles, 14 tackles for loss and 10 interceptions.
• Father, Tim, was his high school coach at Greater Atlanta Christian.

Rece Verhoff 90

K • 5-11 • 190 • Senior
Columbus Grove, Ohio • Columbus Grove • Marshall

Career Stats

Year	GP	FG	FG Long	PAT
2022	13	13-20	40	33-35
2023	13	11-18	44	32-32
2024	11	14-19	51	40-40
2025	6	7-8	49	11-11
Career	**43**	**45-65**	**51**	**116-118**

2024
• Saw action in all 11 games, spending the season as the starting kicker and splitting kickoff duties.
• Ended the year 14-19 on the year, and a perfect 40-40 on PATs.
• Hit a career-long 51-yarder at Georgia Southern.

2023
• Saw action in all 13 games as Marshall's starting kicker and kickoff specialist.
• Finished the season 11-18 on field goal attempts, and a perfect 32 of 32 on PATs.

2022
• Appeared in 13 games during the year, as the starting kicker and spot duty as the punter.
• Connected on 13 field goals, and 33 PATs.
• Posted a 55-yard punt against Louisiana.

OFFENSIVE CAREER HIGHS

QUARTERBACKS

#7 Gio Lopez

Passing Yards: 432 vs. North Texas (8/31/24)*
Touchdown Passes: 4 vs. NW State (9/12/24)*
Longest Pass: 75 at Arkansas St. (10/5/24)*
Completions: 26 vs. North Texas (8/31/24)*
Rushing Yards: 103 at App State (9/19/24)*
Rushing Touchdowns: 2 at Louisiana (11/16/24)*
Rushing Attempts: 13 vs. North Texas (8/31/24)*
Longest Rush: 50 at App State (9/19/24)*

* - While at South Alabama

14 Max Johnson

Passing Yards: 435 vs. Ole Miss (12/19/20)*
Touchdown Passes: 5 vs. CMU (9/18/21)*
Longest Pass: 67 vs. UL Monroe (10/21/20)*
Completions: 31 at Ole Miss (11/4/23)^
Rushing Yards: 57 vs. Arkansas (9/30/23)^
Rushing Touchdowns: 2 vs. Ole Miss (12/19/20)*
Rushing Attempts: 18 at Florida (12/12/20)*
Longest Rush: 32 vs. Arkansas (9/30/23)^

* - While at LSU
^ - While at Texas A&M

RUNNING BACKS

#28 Benjamin Hall

Rushing Attempts: 16 vs. Alabama (12/31/24)*
Rushing Yards: 68 at California (10/17/25)
Rushing Touchdowns: 1 vs. Clemson (10/4/25)
Longest Rush: 19 vs. Indiana (10/14/23)*
Receptions: 2 (2x) last: at Charlotte (9/6/25)
Receiving Yards: 14 vs. Clemson (10/4/25)
Receiving Touchdowns: ---
Longest Reception: 14 vs. Clemson (10/4/25)

* - While at Michigan

#35 Demon June

Rushing Attempts: 14 vs. Richmond (9/13/25)
Rushing Yards: 148 vs. Richmond (9/13/25)
Rushing Touchdowns: 1 vs. Richmond (9/13/25)
Longest Rush: 50 vs. Richmond (9/13/25)
Receptions: 4 vs. Clemson (10/4/25)
Receiving Yards: 19 vs. Richmond (9/13/25)
Receiving Touchdowns: ---
Longest Reception: 19 vs. Richmond (9/13/25)

#37 Davion Gause

Rushing Attempts: 16 vs. Charlotte (9/7/24)
Rushing Yards: 105 vs. Charlotte (9/7/24)
Rushing Touchdowns: 2 at BC (11/23/24)
Longest Rush: 21 vs. NC Central (9/14/24)
Receptions: 3 vs. TCU (9/1/25)
Receiving Yards: 25 at Virginia (10/26/24)
Receiving Touchdowns: ---
Longest Reception: 25 at Virginia (10/26/24)

WIDE RECEIVERS

#0 Alex Taylor

Receptions: 1 (3x) last: at Charlotte (9/6/25)
Receiving Yards: 15 vs. JMU (9/21/24)
Receiving Touchdowns: ---
Longest Reception: 15 vs. JMU (9/21/24)

#1 Jordan Shipp

Receptions: 5 vs. Clemson (10/4/25)
Receiving Yards: 84 vs. TCU (9/1/25)
Receiving Touchdowns: 2 vs. Richmond (9/13/25)
Longest Reception: 39 vs. TCU (9/1/25)

#3 Chris Culliver

Receptions: 3 at Charlotte (9/6/25)
Receiving Yards: 96 vs. NC State (11/30/24)
Receiving Touchdowns: 1 (3x) last: at Charlotte (9/6/25)
Longest Reception: 51 at Charlotte (9/6/25)

#8 Kobe Paysour

Receptions: 8 (2x) last: vs. App State (9/9/23)
Receiving Yards: 101 at California (10/17/25)
Receiving Touchdowns: 1 (8x) last: at UCF (9/20/25)
Longest Reception: 77 vs. Syracuse (10/7/23)

#9 Javarius Green

Receptions: 3 (2x) last: at Charlotte (9/6/25)
Receiving Yards: 57 vs. TCU (9/1/25)
Receiving Touchdowns: ---
Longest Reception: 39 vs. TCU (9/1/25)

#82 Nathan Leacock

Receptions: 1 (3x) last: vs. Clemson (10/4/25)
Receiving Yards: 18 vs. Clemson (10/4/25)
Receiving Touchdowns: ---
Longest Reception: 18 vs. Clemson (10/4/25)

TIGHT ENDS

#19 Jake Johnson

Receptions: 6 vs. UL Monroe (9/16/23)*
Receiving Yards: 45 vs. Alabama (10/7/23)*
Receiving Touchdowns: 1 (5x) last: vs. TCU (9/1/25)
Longest Reception: 28 at Ole Miss (11/4/23)*

* - While at Texas A&M

#80 Jordan Owens

Receptions: 4 (3x) last: vs. So. Utah (11/16/24)*
Receiving Yards: 51 at Ab. Christian (10/5/24)*
Receiving Touchdowns: 2 vs. Tarleton (10/28/23)*
Longest Reception: 33 vs. UNA (10/26/24)*

* - While at Central Arkansas

#81 Connor Cox

Receptions: 2 vs. Clemson (10/4/25)
Receiving Yards: 11 vs. Clemson (10/4/25)
Receiving Touchdowns: 1 vs. Akron (9/21/24)*
Longest Reception: 9 vs. Akron (9/21/24)*

* - While at South Carolina

DEFENSIVE/SPECIAL TEAMS CAREER HIGHS

DEFENSIVE LINEMEN

#6 D'Antre Robinson
Tackles: 6 at Charlotte (9/6/25)
TFLs: 1.0 (4x) last: vs. Clemson (10/4/25)
Sacks: 0.5 (3x) last: at Florida St. (11/30/24)*
* - While at Florida

#8 Smith Vilbert
Tackles: 4 vs. Arkansas (1/1/22)*
TFLs: 3.0 vs. Arkansas (1/1/22)*
Sacks: 3.0 vs. Arkansas (1/1/22)*
* - While at Penn State

#9 Melkart Abou Jaoude
Tackles: 5 (2x) last: at Richmond (10/19/24)*
TFLs: 3.0 vs. Elon (11/4/23)*
Sacks: 2.0 (2x) last: vs. Richmond (9/13/25)
* - While at Delaware

#25 Joseph Mupoyi
Tackles: 1 (4x) last: vs. Clemson (10/4/25)
TFLs: ---
Sacks: ---

#40 Tyler Thompson
Tackles: 3 (2x) last at California (10/17/25)
TFLs: 2.0 at California (10/17/25)
Sacks: 2.0 at California (10/17/25)

#91 Leroy Jackson
Tackles: 7 vs. Richmond (9/13/25)
TFLs: ---
Sacks: ---

#92 CJ Mims
Tackles: 5 vs. Clemson (10/4/25)
TFLs: 2.0 at North Texas (11/23/24)*
Sacks: 1.0 (2x) last: vs. Clemson (10/4/25)
* - While at East Carolina

#94 Isaiah Johnson
Tackles: 5 vs. Richmond (9/13/25)
TFLs: 1.5 at Utah (9/28/24)*
Sacks: 1.0 (2x) last: at Utah (9/28/24)*
* - While at Arizona

LINEBACKERS

#2 Andrew Simpson
Tackles: 12 at Fresno St. (11/4/23)*
TFLs: 3.0 (2x) last: vs. Air Force (11/24/23)*
Sacks: 1.0 (12x) last: vs. Clemson (10/4/25)
INTs: 1 (3x) last: at Colorado St. (10/14/23)*
* - While at Boise State

#4 Mikai Gbayor
Tackles: 6 (5x) last: vs. Richmond (9/13/25)
TFLs: 2 at Indiana (10/19/24)*
Sacks: 1.0 (2x) last: vs. Richmond (9/13/25)
INTs: ---
* - While at Nebraska

#7 Khmori House
Tackles: 7 (4x) last: vs. Clemson (10/4/25)
TFLs: 1.5 vs. TCU (9/1/25)
Sacks: ---
INTs: 1 vs. Northwestern (9/21/24)*
* - While at Washington

DEFENSIVE BACKS

#1 Thaddeus Dixon
Tackles: 8 at Oregon (11/30/24)*
TFLs: 1.5 vs. Louisville (12/31/24)*
Sacks: ---
INTs: 1 (2x) last: vs. Washington St. (9/14/24)*
* - While at Washington

#5 Gavin Gibson
Tackles: 9 at Old Dominion (9/7/24)*
TFLs: 1.5 at Old Dominion (9/7/24)*
Sacks: 1 at Michigan (9/24/22)^
INTs: 1 (3x) last: vs. Norfolk St. (8/31/24)*
* - While at East Carolina
^ - While at Maryland

#16 Coleman Bryson
Tackles: 10 vs. Wisconsin (11/25/23)*
TFLs: ---
Sacks: ---
INTs: 1 vs. Syracuse (12/29/22)*
* - While at Minnesota

#17 Peyton Waters
Tackles: 2 (3x) last: vs. TCU (9/1/25)
TFLs: ---
Sacks: ---
INTs: ---

#18 Jaiden Patterson
Tackles: 6 vs. Clemson (10/4/25)
TFLs: 1 vs. Clemson (10/4/25)
Sacks: ---
INTs: 1 vs. Richmond (9/13/25)

#21 Kaleb Cost
Tackles: 8 vs. NC Central (9/14/24)
TFLs: 1 (3x) last: at UCF (9/20/25)
Sacks: 0.5 vs. NC Central (9/14/24)
INTs: 1 (3x) last: vs. TCU (9/1/25)

#29 Marcus Allen
Tackles: 9 at Georgia Tech (10/28/23)
TFLs: 1.0 (3x) last: at UCF (9/20/25)
Sacks: ---
INTs: 1 (3x) last: vs. NC State (11/30/24)

#31 Will Hardy
Tackles: 13 vs. Clemson (12/3/22)
TFLs: 1.0 (3x) last: at UCF (9/20/25)
Sacks: ---
INTs: 1 (2x) last: at Florida St. (11/2/24)

SPECIAL TEAMS

#90 Rece Verhoff
FG Made: 4 at Old Dominion (11/5/22)*
Longest FG: 51 at Ga. Southern (10/12/24)*
* - While at Marshall

#93 Jacob Horvath
Punts: 8 (2x) last: vs. UT Martin (10/7/23)*
Longest Punt: 76 vs. Indiana St. (9/7/24)*
* - While at Eastern Illinois

#96 Tom Maginness
Punts: 8 at Duke (9/28/24)
Longest Punt: 65 at Duke (9/28/24)

CAREER PASSING STATS

Games Played

Player	'20	'21	'22	'23	'24	'25	Career
Max Johnson	6	12	4	8	1	3	34
Gio Lopez	---	---	---	5	11	5	21

Completions

Player	'20	'21	'22	'23	'24	'25	Career
Max Johnson	88	225	43	118	12	46	532
Gio Lopez	---	---	---	41	206	61	308

Passing Yards

Player	'20	'21	'22	'23	'24	'25	Career
Max Johnson	1069	2814	517	1452	71	378	6,301
Gio Lopez	---	---	---	475	2559	597	3,631

Passing Touchdowns

Player	'20	'21	'22	'23	'24	'25	Career
Max Johnson	8	27	3	9	0	2	49
Gio Lopez	---	---	---	4	18	3	25

Games with Multiple Passing Touchdowns

Player	'20	'21	'22	'23	'24	'25	Career
Max Johnson	2	8	0	2	0	0	12
Gio Lopez	---	---	---	1	5	1	7

Games with 3+ Passing Touchdowns

Player	'20	'21	'22	'23	'24	'25	Career
Max Johnson	2	6	0	0	0	0	8
Gio Lopez	---	---	---	1	3	0	4

Games with 4+ Passing Touchdowns

Player	'20	'21	'22	'23	'24	'25	Career
Max Johnson	0	2	0	0	0	0	2
Gio Lopez	---	---	---	0	1	0	1

Games with 5+ Passing Touchdowns

Player	'20	'21	'22	'23	'24	'25	Career
Max Johnson	0	1	0	0	0	0	1

Games with 30+ Completions

Player	'20	'21	'22	'23	'24	'25	Career
Max Johnson	0	0	0	1	0	0	1

Games with 300+ Passing Yards

Player	'20	'21	'22	'23	'24	'25	Career
Max Johnson	1	5	0	1	0	0	7
Gio Lopez	---	---	---	0	1	0	1

Games with 350+ Passing Yards

Player	'20	'21	'22	'23	'24	'25	Career
Max Johnson	1	1	0	0	0	0	2
Gio Lopez	---	---	---	0	1	0	1

Games with 400+ Passing Yards

Player	'20	'21	'22	'23	'24	'25	Career
Max Johnson	1	0	0	0	0	0	1
Gio Lopez	---	---	---	0	1	0	1

Games without an Interception

Player	'20	'21	'22	'23	'24	'25	Career
Max Johnson	5	6	4	4	0	3	22
Gio Lopez	---	---	---	3	7	3	13

CAREER RUSHING STATS

Carries

Player	'21	'22	'23	'24	'25	Career
Davion Gause	---	---	---	67	23	90
Benjamin Hall	---	---	15	29	34	78
Demon June	---	---	---	---	42	42

Rushing Yards

Player	'21	'22	'23	'24	'25	Career
Davion Gause	---	---	---	326	75	401
Benjamin Hall	---	---	69	72	136	277
Demon June	---	---	---	---	276	276

Rushing Touchdowns

Player	'21	'22	'23	'24	'25	Career
Davion Gause	---	---	---	4	2	6
Benjamin Hall	---	---	0	0	2	2
Demon June	---	---	---	---	1	1

Games with a Rushing Touchdown

Player	'21	'22	'23	'24	'25	Career
Davion Gause	---	---	---	3	2	5
Benjamin Hall	---	---	0	0	2	2
Demon June	---	---	---	---	1	1

Games with 100+ Yards Rushing

Player	'21	'22	'23	'24	'25	Career
Davion Gause	---	---	---	1	0	1
Demon June	---	---	---	---	1	1

CAREER RECEIVING STATS

Receptions

Player	'21	'22	'23	'24	'25	Career
Kobe Paysour	0	29	22	21	8	80
Jake Johnson	---	1	24	2	10	37
Jordan Shipp	---	---	---	9	22	31
Chris Culliver	---	---	1	6	5	12
Shanard Clower	---	---	---	---	11	11
Javarius Green	---	---	---	1	8	9
Nathan Leacock	---	---	---	1	4	5
Alex Taylor	---	---	---	1	2	3
Connor Cox	---	---	0	1	2	3

Games with a Reception

Player	'21	'22	'23	'24	'25	Career
Kobe Paysour	11	11	5	11	3	44
Jake Johnson	---	1	9	2	4	15
Jordan Shipp	---	---	---	7	6	13
Chris Culliver	---	---	1	4	3	8
Javarius Green	---	---	---	1	3	4
Nathan Leacock	---	---	---	1	3	4
Alex Taylor	---	---	---	1	2	3
Shanard Clower	---	---	---	---	3	3
Connor Cox	---	---	0	1	1	2

Games with 5+ Receptions

Player	'21	'22	'23	'24	'25	Career
Kobe Paysour	0	3	2	0	1	6
Jordan Shipp	---	---	---	0	1	1
Jake Johnson	---	0	1	0	0	1

Receiving Yards

Player	'21	'22	'23	'24	'25	Career
Kobe Paysour	0	324	282	365	119	1,090
Jordan Shipp	---	---	---	114	253	367
Jake Johnson	---	2	235	21	80	338
Chris Culliver	---	---	41	135	104	280
Javarius Green	---	---	---	12	110	122
Shanard Clower	---	---	---	---	91	91
Nathan Leacock	---	---	---	13	36	49
Alex Taylor	---	---	---	15	12	27
Connor Cox	---	---	0	9	11	20

Games with 100+ Receiving Yards

Player	'21	'22	'23	'24	'25	Career
Kobe Paysour	0	0	1	0	1	2

Receiving Touchdowns

Player	'21	'22	'23	'24	'25	Career
Kobe Paysour	0	4	3	0	1	8
Jake Johnson	---	0	4	0	1	5
Jordan Shipp	---	---	---	1	2	3
Chris Culliver	---	---	1	1	1	3
Connor Cox	---	---	0	1	0	1

Games with a Receiving Touchdown

Player	'21	'22	'23	'24	'25	Career
Kobe Paysour	0	4	3	0	1	8
Jake Johnson	---	0	4	0	1	5
Chris Culliver	---	---	1	1	1	3
Jordan Shipp	---	---	---	1	1	2
Connor Cox	---	---	0	1	0	1

CAREER DEFENSIVE STATS

Tackles (players with 20+ tackles listed)

Player	'20	'21	'22	'23	'24	'25	Career
A. Simpson	---	---	29	66	46	34	175
Marcus Allen	---	---	16	49	36	15	116
Will Hardy	---	---	38	22	34	22	115
Gavin Gibson	---	---	17	15	52	22	106
Kaleb Cost	---	---	---	5	63	29	97
Mikai Gbayor	---	0	0	24	49	21	94
T. Dixon	---	---	---	26	43	14	83
Khmori House	---	---	---	---	35	37	72
M. Abou Jaoude	---	---	0	25	24	15	64
C. Bryson	---	---	9	25	20	8	62
CJ Mims	---	---	---	14	23	20	57
D.Robinson	---	---	---	---	17	19	36
Smith Vilbert	1	7	0	0	12	9	29
Isaiah Johnson	---	---	---	0	9	18	27

Games with 7+ Tackles

Player	'20	'21	'22	'23	'24	'25	Career
A. Simpson	---	---	1	2	0	2	5
Kaleb Cost	---	---	---	0	4	1	5
Will Hardy	---	---	1	0	1	2	4
Khmori House	---	---	---	---	0	3	3
Marcus Allen	---	---	1	1	1	0	3
C.Bryson	---	---	1	1	0	0	2
Leroy Jackson	---	---	---	---	0	1	1
T. Dixon	---	---	---	0	1	0	1

Games with 10+ Tackles

Player	'20	'21	'22	'23	'24	'25	Career
A. Simpson	---	---	1	1	0	1	3
C. Bryson	---	---	0	1	0	0	1
Will Hardy	---	---	1	0	0	0	1

Games with a Sack (0.5 sack included)

Player	'20	'21	'22	'23	'24	'25	Career
A. Simpson	---	---	3	8	4	2	17
M. Abou Jaoude	---	---	0	2	7	1	10
CJ Mims	---	---	---	1	2	1	4
D. Robinson	---	---	---	---	3	0	3
Smith Vilbert	0	1	0	0	2	0	3
Mikai Gbayor	---	0	0	1	1	1	3
Isaiah Johnson	---	---	0	0	2	0	2
Tyler Thompson	---	---	---	0	0	2	2

Games with multiple Sacks (1.5 sacks or more)

Player	'20	'21	'22	'23	'24	'25	Career
M. Abou Jaoude	---	---	0	2	1	1	4
Tyler Thompson	---	---	---	0	0	1	1

Tackles for Loss (players with 5+ listed)

Player	'20	'21	'22	'23	'24	'25	Career
A. Simpson	---	---	5.0	16.0	11.0	5.0	37.0
M. Abou Jaoude	---	---	0.0	5.0	9.5	2.0	16.5
Gavin Gibson	---	---	2.0	2.0	6.5	1.0	11.5
Mikai Gbayor	---	0.0	0.0	3.0	6.0	2.0	11.0
Smith Vilbert	0.0	4.0	0.0	0.0	4.0	2.5	10.5
CJ Mims	---	---	---	1.5	4.0	1.0	5.5
T. Dixon	---	---	---	1.0	2.0	2.0	5.0
D. Robinson	---	---	---	---	3.0	2.0	5.0

Games with a Tackle for Loss (players with five-or-more)

Player	'20	'21	'22	'23	'24	'25	Career
A. Simpson	---	---	8	10	8	4	30
M. Abou Jaoude	---	---	---	4	9	1	15
Gavin Gibson	---	---	2	2	5	1	10
Smith Vilbert	0	2	0	0	5	3	10
Mikai Gbayor	---	0	0	3	4	2	9
CJ Mims	---	---	---	3	3	1	7
D. Robinson	---	---	---	---	4	2	6
T. Dixon	---	---	---	1	2	2	5

Interceptions

Player	'20	'21	'22	'23	'24	'25	Career
Kaleb Cost	---	---	---	0	2	1	3
Gavin Gibson	---	---	0	0	3	0	3
Marcus Allen	---	---	0	1	2	0	3
A. Simpson	---	---	0	2	1	0	3
T. Dixon	---	---	---	1	1	0	2
Will Hardy	---	---	1	0	1	0	2
C. Bryson	---	---	1	0	0	0	1
Khmori House	---	---	---	---	1	0	1
Greg Smith	---	---	---	---	0	1	1
Malcom Ziglar	---	---	---	---	0	1	1

Games with an Interception

Player	'20	'21	'22	'23	'24	'25	Career
Kaleb Cost	---	---	---	0	2	1	3
Gavin Gibson	---	---	0	0	3	0	3
Marcus Allen	---	---	0	1	2	0	3
A. Simpson	---	---	0	2	1	0	3
T. Dixon	---	---	---	1	1	0	2
Will Hardy	---	---	1	0	1	0	2
C. Bryson	---	---	1	0	0	0	1
Khmori House	---	---	---	---	1	0	1
Greg Smith	---	---	---	---	0	1	1
Malcolm Ziglar	---	---	---	---	0	1	1

HEAD COACH BILL BELICHICK • FIRST YEAR AT NORTH CAROLINA

Hometown

Nashville, Tenn.

Education

Wesleyan '75

Family

Children - Amanda, Stephen and Brian

Head Coaching Record

Year	Team	Record
1991	Cleveland Browns	6-10
1992	Cleveland Browns	7-9
1993	Cleveland Browns	7-9
1994	Cleveland Browns	11-5
1995	Cleveland Browns	5-11
2000	New England Patriots	5-11
2001	**New England Patriots**	**11-5**
2002	New England Patriots	9-7
2003	**New England Patriots**	**14-2**
2004	**New England Patriots**	**14-2**
2005	New England Patriots	10-6
2006	New England Patriots	12-4
2007	New England Patriots	16-0
2008	New England Patriots	11-5
2009	New England Patriots	10-6
2010	New England Patriots	14-2
2011	New England Patriots	13-3
2012	New England Patriots	12-4
2013	New England Patriots	12-4
2014	**New England Patriots**	**12-4**
2015	New England Patriots	12-4
2016	**New England Patriots**	**14-2**
2017	New England Patriots	13-3
2018	**New England Patriots**	**11-5**
2019	New England Patriots	12-4
2020	New England Patriots	7-9
2021	New England Patriots	10-7
2022	New England Patriots	8-9
2023	New England Patriots	4-13
2025	North Carolina Tar Heels	2-4
Total	**30 Seasons**	**335-182**
NFL	29 Seasons	302-165
NFL Playoff Record		31-13
College	1 Season	2-4

Eight-time Super Bowl champion Bill Belichick, architect of one of the greatest sports dynasties of all time and renowned as one of the top leaders to ever coach the game, was named the University of North Carolina's new head football coach on December 11th, 2024.

Belichick, the second-winningest coach in NFL history, agreed to a five-year deal.

"This is an exciting day for Carolina football and our university,'' said Chancellor Lee H. Roberts. "Carolina is committed to excellence and to creating an opportunity to succeed in everything we do, from the classroom to the field of competition. I know after speaking with Coach Belichick that he shares that commitment. His legacy speaks for itself, and we look forward to working together on the next chapter of Carolina football."

Said Carolina Director of Athletics Bubba Cunningham: "We know that college athletics is changing, and those changes require new and innovative thinking. Bill Belichick is a football legend, and hiring him to lead our program represents a new approach that will ensure Carolina football can evolve, compete and win -- today and in the future. At Carolina, we believe in providing championship opportunities and the best experience possible for our student-athletes, and Coach Belichick shares that commitment. We are excited to welcome him to Chapel Hill."

Belichick, who holds the NFL record for most Super Bowl wins (six with the New England Patriots as head coach and two more with the New York Giants as a coordinator), said: "I am excited for the opportunity at UNC. I grew up around college football with my Dad and treasured those times. I have always wanted to coach in college and now I look forward to building the football program in Chapel Hill."

A three-time AP NFL Coach of the Year (2003, 2007, 2010), Belichick has an all-time NFL head coaching record of 333-178 (.652) and is only 14 NFL wins away from the overall wins record. He is a member of the NFL's All-Decade Team for the 2000s and the 2010s, and he also was a member of the NFL's 100th Anniversary All-Time Team and holds the record for most NFL Playoff victories (31).

Belichick began his coaching career in 1975 as an assistant for the Baltimore Colts and became the defensive coordinator of the New York Giants in 1985, where he won two Super Bowls under Bill Parcells. He was named head coach of the Cleveland Browns in 1991 and was at the helm for five seasons. He also coached with the New England Patriots and New York Jets before becoming the head coach of the Patriots in 2000.

In 24 seasons, New England won 17 AFC East titles, made 13 AFC Championship appearances, and nine Super Bowl appearances.

Belichick also has ties to North Carolina.

Belichick's father, Steve, was an assistant football coach for the Tar Heels from 1953-55 before going on to become assistant football coach for more than three decades at the United States Naval Academy. There, Bill Belichick attended team meetings and film sessions with his father. He knew how to diagram complex plays before he became a teenager and credits his dad for teaching him the details of football at a young age.

He graduated in 1975 from Wesleyan University, where he played football and lacrosse. He has three children: Amanda, Stephen and Brian.

ACCOMPLISHMENTS AND HONORS

As a Head Coach:
- Six-time Super Bowl Champion
- Three-time AP NFL Coach of the Year
- NFL 2000's All-Decade Team
- NFL 2010's All-Decade Team
- NFL 100th Anniversary All-Time Team
- New England Patriots All-2000's Team
- New England Patriots All-2010's Team
- New England Patriots 50th Anniversary Team
- New England Patriots All-Dynasty Team

As an Assistant Coach:
- Two-time Super Bowl Champion

As an Executive:
- PFWA Executive of the Year (2021)

NFL Records:
- Most Super Bowl wins: 8
- Most Super Bowl wins as a Head Coach: 6
- Most Super Bowl appearances: 12
- Most Super Bowl appearances as a Head Coach: 9
- Most playoff wins as a Head Coach: 31
- Most playoff appearances as a Head Coach: 19 (tied)
- Most divisional championships as a Head Coach: 17

COACHING EXPERIENCE

2025-Present	North Carolina	Head Coach
2000-23	New England Patriots	Head Coach
1997-99	New York Jets	Defensive Coordinator
1996	New England Patriots	Asst. HC/Defensive Backs
1991-95	Cleveland Browns	Head Coach
1985-90	New York Giants	Defensive Coordinator
1980-84	New York Giants	Special Teams Coordinator/LBs
1979	New York Giants	Special Teams Coordinator
1978	Denver Broncos	Special Teams Assistant
1977	Detroit Lions	Wide Receivers/TEs Coach
1976	Detroit Lions	Special Teams Assistant
1975	Baltimore Colts	Special Assistant

BELICHICK'S SUPER BOWLS

Year	Team	Opponent	Super Bowl
1986	New York Giants	Denver Broncos	XXI
1990	New York Giants	Buffalo Bills	XXV
2001	New England Patriots	St. Louis Rams	XXXVI
2003	New England Patriots	Carolina Panthers	XXXVIII
2004	New England Patriots	Philadelphia Eagles	XXXIX
2014	New England Patriots	Seattle Seahawks	XLIX
2016	New England Patriots	Atlanta Falcons	LI
2018	New England Patriots	Los Angeles Rams	LIII

ASSISTANT COACHES

Freddie Kitchens
Offensive Coordinator/Tight Ends
Alabama '98 | Third Season at UNC
Gameday Location: Booth

- First year as offensive coordinator at Carolina
- Interim head coach for UNC in the Fenway Bowl in '24
- Tar Heel's run game coordinator and TEs coach 2023-24
- Coached in the NFL for 16 seasons
- Former Cleveland Browns head coach (2019)

Matt Lombardi
Quarterbacks
Delaware '13 | First Season at UNC
Gameday Location: Field

- First year as the Tar Heel quarterbacks coach
- Spent 2024 as an offensive analyst at Oregon, working with Dillon Gabriel
- Previous stops with the Las Vegas Raiders, Carolina Panthers and Miami Dolphins in the NFL, Baylor and Louisville in college

Will Friend
Offensive Line
Alabama '98 | First Season at UNC
Gameday Location: Field

- First year as offensive line coach at Carolina
- Spent previous years at Western Kentucky (2024), Mississippi State (2023), Auburn (2021-22) and Tennessee (2018-20)
- Played at Alabama alongside Tar Heel offensive coordinator Freddie Kitchens

Garrick McGee
Wide Receivers
Oklahoma '96 | First Season at UNC
Gameday Location: Field

- First year as wide receivers coach at Carolina
- Spent last two years in same role at Lousiville
- Former head coach at UAB for two seasons (2012-13)
- 2011 Broyles Award finalist while at Arkansas

Natrone Means
Running Backs
UNC '93 | Fifth Season at UNC
Gameday Location: Field

- First year as running backs coach at Carolina
- Two-time first team All-ACC running back for the Tar Heels
- Seven-year NFL career, a 1994 NFL All-Pro running back
- Became youngest player to score touchdown in a Super Bowl (XXIX)

Steve Belichick
Defensive Coordinator/Linebackers
Rutgers '11 | First Season at UNC
Gameday Location: Field

- First year as defensive coordinator at Carolina
- Spent 2024 in same role at Washington, UW defense finished top-five nationally in several categories
- Spent 12 season on staff with the New England Patriots

Bob Diaco
Defensive Line
Iowa '96 | First Season at UNC
Gameday Location: Booth

- First year as defensive line coach at UNC
- Spent last two years at LSU, former UConn head coach (2014-16)
- 2012 Broyles Award winner while at Notre Dame

Brian Belichick
Defensive Backs/Safeties
Trinity '16 | First Season at UNC
Gameday Location: Field

- First year as defensive backs coach at Carolina
- Spent nine years with the New England Patriots
- Coached the Patriots safeties from 2020-23



Armond Hawkins
Cornerbacks
Idaho '17 | First Season at UNC
Gameday Location: Field

- First year as cornerbacks coach at Carolina
- Spent 2024 campaign working with Steve Belichick at Washington
- UW defense finished top-five nationally in several categories

Jamie Collins
Inside Linebackers
So. Miss '13 | First Season at UNC
Gameday Location: Field

- First year as inside linebackers coach at Carolina
- Played 11 years in the NFL with the Patriots, Browns and Lions • Won Super Bowl XLIX with Patriots and Bill Belichick, retired in 2023

Ty Nichols
Outside Linebackers
Texas Tech '20 | First Season at UNC
Gameday Location: Field

- First season as outside linebackers coach at Carolina
- Spent three seasons at Arizona, working with Wildcats' defensive line and linebackers
- Coached high school football in Texas for a season

Mike Priefer
Special Teams Coordinator
Navy '91 | First Season at UNC
Gameday Location: Field

- First season as Carolina's special teams coordinator
- Has over two decades of NFL experience, most recently in same role with the Cleveland Browns (2019-22)
- Father, Chuck, spent six seasons on staff at Carolina under head coach Dick Crum

Billy Miller
Special Teams Assistant
Del. Valley '07 | First Season at UNC
Gameday Location: Field

- First year as special teams assistant with the Tar Heels
- Spent 10 seasons at IMG Academy, last three years as head coach
- Special teams assistant with Rutgers (2009-11), Tampa Bay Buccaneers (2012-13) and New England Patriots (2014)

CAROLINA RUSHING

25 or fewer carries: 18 vs. Clemson, 2025
more than 50 carries: 53 vs. Wake Forest, 2024
more than 50 carries/consecutive games: 55 at Florida State and 53 vs. Wake Forest, 2024
200 yards/3 consecutive games: 288 at Virginia, 289 at Florida State, 230 vs. Wake Forest, 2024
300 yards: 330 vs. NC Central, 2024
400 or 500 yards: 554 at Miami, 2020
fewer than 25 yards: 17 vs. Louisville, 2017
fewer than 50 yards: 36 at Boston College, 2024
2 TDs: at California, 2025
3 or 4 TDs: 4 at Florida State, 2024
5 TDs: vs. NC Central, 2024
6 TDs: vs. Wake Forest, 2021
7 or 8 TDs: 8 vs. East Carolina, 1981 (UNC record)

CAROLINA PASSING

fewer than 10 attempts: 9 vs. Southern California, 1993 in Anaheim
40 attempts: 42 vs. Clemson, 2025
50 attempts: 51 at Georgia Tech, 2019
fewer than five completions: 4 vs. Ohio University, 1993 (^vs. SDSU in the 1998 Las Vegas Bowl)
30 completions: 33 vs. Syracuse, 2023
fewer than 50 yards: 46 vs. Virginia, 2017
300 or 400 yards: 475 vs. James Madison, 2024
300 yards/5 consecutive games: 2022 (301 vs. Notre Dame, 367 vs. Virginia Tech, 309 at Miami, 380 at Duke, 388 vs. Pittsburgh)
400 yards/3 consecutive games: 2016 (462 vs. James Madison 453 vs. Pittsburgh, 405 at Florida State)
500 yards: 550 vs. Wake Forest, 2020 (UNC record)
2 or 3 TDs: 2 vs. Richmond, 2025 (Gio Lopez)
4 or 5 TDs: 5 vs. Campbell, 2023 (Drake Maye 4, Conner Harrell 1)
6 TDs: vs. Wake Forest, 2020 (Sam Howell) (UNC record)
10 or more players with receptions: 12 vs. Clemson, 2025
had 2 or 3 intercepted: 2 at UCF, 2025 (Gio Lopez)
had 4 intercepted: at California, 2018 (Nathan Elliott)
had 5 intercepted: at Clemson, 1995 (Mike Thomas)

CAROLINA TOTAL OFFENSE

500 yards: 500 at Florida State, 2024
600 yards: 616 vs. James Madison, 2024
500 or more yards in a loss: 616 vs. James Madison, 2024
400 yards/4 consecutive losses: 616 vs. JMU, 407 at Duke, 416 vs. Pitt, 417 vs. Georgia Tech, 2024
500 yards/3 consecutive games: 577 at Georgia Tech, 594 vs. Campbell, 537 vs. Duke (2 OT), 2023
500 yards/4 consecutive games: 656 vs. Virginia Tech, 558 at Florida State, 578 vs. NC State, 536 at Virginia, 2020
600 yards: 616 vs. James Madison, 2024
700 yards: 778 at Miami, 2020 (UNC record)
400 yards/half: 424 in 1st half vs. Syracuse, 2023
fewer than 100 yards: 73 vs. Florida State, 1997
fewer than 200 yards: 172 at Virginia Tech, 2017
fewer than 300 yards in a win: 252 at Minnesota, 2024
90 plays: 97 vs. Syracuse, 2023
fewer than 50 plays: 49 vs. TCU, 2025

CAROLINA SCORING

shut out its opponent: beat Idaho, 66-0, 2012
two shutouts in a season: 2012 (63-0 vs. Elon and 66-0 vs. Idaho)
shut out its opponent on the road: 50-0 at Wake Forest, 1994 (149 away games since the Wake Forest game)
did not allow a touchdown in a win: 41-6 vs. Richmond, 2025
did not allow a touchdown in two-straight games: at Charlotte, vs. Richmond, 2025
was shut out: 0-13 at NC State, 2011 (143 games since the NC State game)
was shut out at home: 0-7 vs. Georgia Tech, 2006 (104 games at Kenan Stadium since the Georgia Tech game)
scored 0 points/half: ^2nd half vs. West Virginia, 2023 in Charlotte
40 points on the road: 41 at Virginia, 2024
50 points: 50 vs. James Madison, 2024 (lost, 50-70)
60 points: 63 at App State, 2022 (won, 63-61)
scored 50 straight points 52 vs. Campbell, 2023 (won, 59-7)
scored 50 points in a loss: 50-70 vs. James Madison, 2024
both teams scored 60 points: 63-61 win at App State, 2022
30 points/6 consecutive games: 2023 (31 vs. South Carolina, 40 vs. App St. in 2 OT, 31 vs. Minnesota, 41 vs. Pitt, 40 vs. Syracuse, 41 vs. Miami)
40 points/4 consecutive games: 2022 (48 vs. NC State, 41 at Virginia, 56 at Duke, 59 vs. Wake Forest)
50 points/consecutive games: 56 vs. Florida A&M, 63 at App State, 2022
80 points: 80 vs. Old Dominion, 2013 (won, 80-20) (UNC record)
allowed fewer than 10 points in consecutive games: 2025, defeated Charlotte, 20-3, and Richmond, 41-6
allowed fewer than 10 points in consecutive ACC games: 2006, lost, 0-7, to Georgia Tech and defeated NC State, 23-9
points/all 4 quarters: won vs. Richmond, 2025 (10-10-7-14)
TDs/all 4 quarters: won vs. Richmond, 2025 (10-10-7-14)
TDs/all four quarters on the road: at Georgia Tech, 2023 (lost, 42-46)
four TDs/quarter: fourth quarter vs. NC Central, 2024
28 points/quarter: fourth quarter vs. NC Central, 2024
30 points/half: 35 in the second half (13 in the third quarter and 22 in the fourth) at App State, 2022 (won, 63-61)
30 points/first half: 31 at Miami, 2020 (14 in the first quarter, 17 in the second quarter).
40 points/half: 42 in the first half (21 in the first and second quarters) vs. Western Carolina, 2020 (won, 49-9)
teams combined for 50 points/quarter: 62 in 4th quarter at App State, 2022 (App State 40, UNC 22 in a 63-61 UNC win)
successful 2-point conversion run: Drake Maye at App State, 2022
successful 2-point conversion pass: Gio Lopez to Ben Hall, at California, 2025

CAROLINA MISCELLANEOUS

fewer than 10 first downs: 8 vs. Virginia Tech, 2016
30 first downs: 30 vs. James Madison, 2024
20 rushing first downs: 22 at Miami, 2020
20 passing first downs: vs. James Madison, 2024
both teams had 30 first downs: vs. Wake Forest, 2021 (UNC 31, Wake Forest 35)
converted 10 third-down attempts: 11 of 16 at Florida State, 2024
converted 70% of third-down attempts: 12 of 17 (70.6%) vs. Minnesota, 2023
zero third-down conversions: ^0 of 9 vs. UConn in Boston, 2024
converted multiple fourth-down attempts: 3 at UCF, 2025
converted four fourth-down attempts: ^4 vs. Oregon, 2022 in San Diego (4 for 4)
attempted five or more fourth-down attempts: 2 for 6 vs. Pitt, 2024
was not penalized: vs. Wake Forest, 1969
penalized fewer than 5 times: 4 for 50 yards vs. Richmond, 2025
penalized 10 times: 10 for 83 vs. Wake Forest, 2024
penalized 15 times: 16 for 102 vs. NC Central, 2024 (tied UNC record)
100 yards of penalties: 102 vs. NC Central, 2024
made 5, 6 or 7 sacks: 7 at Florida State, 2024
made 5 or more sacks/consecutive games: 10 at Virginia, 7 at Florida State, 2024
made 10 or more sacks: 10 at Virginia, 2024
did not have a sack: at UCF, 2025
allowed more than 5 sacks: 7 at Boston College, 2024
made 15 or more tackles for losses: 16 vs. South Carolina, 2023 in Charlotte (for 33 yards)
trailed at half in a win: trailed at Minnesota, 7-14, won 19-17, 2024
trailed after 3 quarters in a win: trailed at Minnesota, 13-14, won 19-17, 2024
trailed by 10 points on the road in a win: trailed at Duke, 10-21, and won, 38-35, in 2022
trailed by 10 points at a neutral-site game in a win: Trailed South Carolina, 9-20, in Charlotte and won, 24-20, in 2019
scored TD in the final minute of regulation to win: Antoine Green, 8-yard pass from Drake Maye with 0:16 to play at Duke, 2022
scored game-winning points on final play of the game: at Florida State, 2016 (Nick Weiler 54-yard field goal in 37-35 win)

took the lead in a win in the final 2:00 on field goal: 45 yarder by Noah Burnette with

1:44 to play at Minnesota, 2014 (won, 19-17)
tied game on final play of regulation: vs. Duke, 2023 (Noah Burnette kicked 43-yard field goal to tie game, 39-39)
possession time of 40 minutes: 41:19 at Miami, 2020
two 90-yard scoring drives: 94 for a touchdown and 95 for a touchdown vs. Syracuse, 2023
99-yard TD drive: at Miami, 2022 (eight plays)
won in overtime: 2023 vs. Duke (won, 47-45, double OT, on 5-yard run by Drake Maye and Maye's two-point pass to John Copenhaver)
played more than 2 OT: six, 2019 at Virginia Tech (lost, 41-43)
10 or more consecutive wins: 11 in 2015
seven consecutive road wins: 2022 at App State, Georgia State, Miami, Duke, Virginia and Wake Forest; 2023 at Pittsburgh

CAROLINA SPECIAL TEAMS

kicked off 10 times: vs. Campbell, 2023
did not punt: vs. Virginia, 2021
punted 1 time: vs. Duke, 2023 (2 OT)
punted 10 times: at Wake Forest, 2019
non-punter punted: Drake Maye vs. Campbell, 2023
had punt blocked: at Duke, 2024 (Tom Maginness, punter)
had punt blocked but gained first down: vs. Syracuse, 2023 (Ben Kiernan, punter, recovered blocked kick and rushed 17 yards for first down)
had field goal blocked: vs. Georgia Tech, 2024 (Noah Burnette)
recovered an onside kick: at Virginia, 2024
recovered 2 onside kicks: at App State, 2022
made 8 point after attempts: vs. Campbell, 2023 (8 for 8, Noah Burnette)
missed a point after attempt: kick failed vs. NC State (Noah Burnette)

CAROLINA TURNOVERS

committed 0 turnovers: vs. Clemson, 2025
committed 0 turnovers/consecutive games: at Virginia, at Florida State, 2024
committed a turnover: at UCF, 2025 (2 INT)
committed 2-or-more: at California, 2025 (2 fumbles)
committed 3: vs. TCU, 2025 (2 fumbles, 1 INT)
committed 4 or 5: 5 vs. James Madison, 2024 (3 fumbles, 2 INTs)
committed 6: at Miami, 2018
committed 7, 8 or 9: 9 vs. Miami (Ohio), 2002
lost 3 fumbles: vs. James Madison, 2024
lost 6 fumbles: vs. Miami (Ohio), 2002
had 2 or 3 intercepted: at Boston College, 2024 (Jacolby Criswell)
had 4 intercepted: at California, 2018 (Nathan Elliott)
had 5 intercepted: at Clemson, 1995 (Mike Thomas)
did not fumble: at UCF, 2025
neither team fumbled: vs. Minnesota, 2023
did not fumble/4 consecutive games: vs. South Carolina in Charlotte, App State (2 OT), Minnesota, at Pittsburgh, 2023
UNC defense intercepted 2 passes: at Charlotte
UNC defense intercepted multiple passes/3 consecutive games: at Virginia, at Florida State, vs. Wake Forest, 2024
UNC defense intercepted 3 passes: vs. Miami, 2021
UNC defense intercepted 4 passes: vs. Virginia, 2015
UNC defense intercepted 5 passes: at Virginia, 2010

CAROLINA RANKINGS (Associated Press)

ranked No. 1: 14-0 win over NC State, 1948
ranked No. 2: 28-6 win at Wake Forest, 1948
ranked No. 3: lost, 26-28, at No. 13 Maryland, 1983
ranked No. 4: 20-7 win at NC State, 1997
ranked No. 5: lost, 28-31, to Florida State, 2020
ranked in the top 10: No. 10 in 27-31 loss to Virginia, 2023
won as top-25 team: No. 24 in 47-45 win over Duke, 2023 (2 OT)
played/lost as a top-25 team: No. 22 in 31-20 loss at Clemson, 2023
won as a top-5 team: No. 5 in 16-13 win over Georgia Tech, 1997
won as a top-10 team: No. 8 in 56-45 win over No. 19 Virginia Tech, 2020
played No. 1: lost to Clemson, 20-21, in 2019
played top-5 opponent: ^lost to No. 5 Texas A&M, 27-41, in 2020, Miami Gardens, Fla.
beat a top-5 opponent: beat No. 4 Miami, 28-31, in 2004
played/beat top-10 opponent: beat No. 10 Wake Forest, 58-55, 2021
played/beat a top-25 opponent: beat No. 25 Miami, 41-31, 2023
beat a top-10 oppt. on the road: beat No. 9 Miami, 62-26, in 2020
beat a top-25 oppt. on the road: beat No. 9 Miami, 62-26, in 2020

RUSHING BY A TAR HEEL

35 carries: 35 by Omarion Hampton vs. Wake Forest, 2024
more than 35 carries: 37 by Ryan Houston vs. Duke, 2009
40 carries: 47 by Mike Voight vs. Duke, 1976 (tied UNC record)
100 yards/freshman: 148 by Demon June vs. Richmond, 2025
100 yards/8 consecutive games: Omarion Hampton, 2024 (210 vs. NC Central, 139 vs. James Madison, 103 at Duke, 106 vs. Pitt, 137 vs. Georgia Tech, 105 at Virginia, 172 at Florida State, 244 vs. Wake Forest) UNC record
100 yards/first career game: 105 by Davion Gause vs. Charlotte, 2024
100 yards/quarter: 102 by Omarion Hampton, 100 in 1st quarter vs. Wake Forest, 2024
100 yards/quarter/consecutive games: Omarion Hampton, 102 in 3rd quarter at Florida State and 100 in 1st quarter vs. Wake Forest, 2024
150 yards/consecutive games: Omarion Hampton, 172 at Florida State and 244 vs. Wake Forest, 2024
175 yards: Omarion Hampton, 185 vs. NC State, 2024
200 yards: 244 by Omarion Hampton vs. Wake Forest, 2024
250 or 300 yards: 308 by Michael Carter at Miami, 2020 (UNC record)
100 yards rushing and receiving: Jonathan Linton at Georgia Tech, 1997 (138 rushing, 137 receiving)
75-yard TD run: Omarion Hampton vs. NC State, 2024
80-yard TD run: Elijah Green vs. Georgia Tech, 2022
2 TDs: Davion Gause at Boston College, 2024
multiple TDs/consecutive games: Omarion Hampton, 2 at Virginia, 4 at Florida State, 2024
3 TDs/consecutive games: Omarion Hampton, 2024 (vs. NC Central and James Madison)
4 TDs: Omarion Hampton at Florida State, 2024
5 TDs: Kelvin Bryant vs. Miami (Ohio), 1981
6 TDs: Kelvin Bryant vs. ECU, 1981 (UNC record)
rushed for TDs/4 consecutive games: Omarion Hampton, 2023 (at Georgia Tech, vs. Campbell, vs. Duke in 2 OT, at Clemson)
rushed for TDs/5 or 6 consecutive games: 6 games by Elijah Green, 2022
rushed for TDs/7 or 8 consecutive games: Javonte Williams (8 game in a row), first 8 games in 2020
combined for 10 TDs/consecutive games: 11 by Kelvin Bryant vs. ECU (6) and Miami of Ohio (5), 1981
rushing TD/overtime: Drake Maye (5 yards in second OT) vs. Duke, 2023
4 gained 50 yards: Omarion Hampton (101), Elijah Green (72), Drake Maye (55), George Pettaway (51) vs. Florida A&M, 2022
2 gained 100 yards: Ty Chandler (213) and Sam Howell (104) vs. Wake Forest, 2021
3 gained 100 yards: Tyrone Anthony (157), Eddie Colson (119) and Ethan Horton (116) vs. Wake Forest, 1983
2 gained 200 yards: Michael Carter (308) and Javonte Williams (236) at Miami, 2020
quarterback gained 100 yards: 106 by Drake Maye at NC State, 2023
quarterback gained 140 yards: 148 by Marquise Williams vs. Georgia Tech, 2014
quarterback gained 150 yards: 174 by Ricky Lanier vs. VMI, 1174 (UNC record by QB)
wide receiver rushed for 100 yards: 106 by Brandon Tate vs. McNeese State, 2008
100 rushing and 200 passing yards: Drake Maye at NC State, 2023 (106 rushing, 254 passing)
100 rushing and 300 passing yards: Sam Howell at Notre Dame, 2021 (101 rush, 341 passing)
100 rushing and 300 passing yds/consecutive games: Sam Howell vs. Georgia St (104 rush, 352 pass), vs. Virginia (112 rush, 307 pass), 2021

PASSING BY A TAR HEEL

40 or 45 attempts: 42 by Max Johnson vs. Clemson, 2025
50 attempts: 51 by Sam Howell at Georgia Tech, 2019
50 attempts in a game without an interception: 52 by Nathan Elliott at Syracuse, 2018 (2 OT)
10 completions/quarter: Jacolby Criswell, fourth quarter vs. JMU, 2024

more than 10 completions/quarter: 11 by Drake Maye, third quarter at NC State, 2023
30 or more completions: 33 by Drake Maye vs. Syracuse, 2023
35 completions: Mitch Trubisky vs. Pittsburgh, 2016
38 completions: Marquise Williams vs. Georgia Tech, 2014 (UNC record)
10 consecutive completions to begin the game: Drake Maye in the first quarter vs. South Carolina, 2023 in Charlotte (10 of 10 for 73 yards)
more than 10 consecutive completions: 11 by Drake Maye at Pittsburgh, 2023
13 consecutive completions: Drake Maye, 2022 (last 9 attempts at Duke, first 4 vs. Pittsburgh)
30 consecutive completions: 30 by Mitch Trubisky, 2016 (last 18 vs. James Madison, first 12 vs. Pittsburgh)
200 yards/quarter: 207 by Drake Maye, 2nd quarter vs. Syracuse, 2023
250 yards/half: 262 by Jacolby Criswell, 1st half vs. James Madison, 2024 (192 in 1st quarter, 70 in 2nd)
300 or 400 yards: 475 by Jacolby Criswell vs. James Madison, 2024
300 yards/5 consecutive games: Drake Maye, 2022 (301 vs. Notre Dame, 363 vs. Virginia Tech, 309 at Miami, 380 at Duke, 388 vs. Pittsburgh)
400 yards/2 and 3 consecutive games: Mitch Trubisky, 2016 (432 vs. James Madison, 453 vs. Pittsburgh, 405 at Florida State)
500 yards: 550 by Sam Howell vs. Wake Forest, 2020 (UNC record)
2 or 3 TDs: 2 by Gio Lopez vs. Richmond, 2025
4 TDs: Drake Maye vs. Campbell, 2023
5 TDs: Drake Maye vs. Pittsburgh, 2022
6 TDs: Sam Howell vs. Wake Forest, 2020 (UNC record)
50-yard TD pass: 51 yards from Gio Lopez to Chris Culliver at Charlotte, 2025
75-yard TD pass: 77 yards from Drake Maye to Kobe Paysour vs. Syracuse, 2023
80-yard TD pass: 80 yards from Drake Maye to Antoine Green vs. Notre Dame, 2022
85-yard pass: 85 yards from Sam Howell to Dyami Brown at Miami, 2020
90-yard TD pass: 91 yards by Marquise Williams to Mack Hollins vs. San Diego State University, 2014
quarterback came off the bench to lead team to win: Jacolby Criswell vs. NC Central, 2024
non-quarterback w/TD pass: ^RB Caleb Hood to TE John Copenhaver (17 yards) vs. UConn in Boston, 2024
non-quarterback w/TD pass to a quarterback: WR Rontavius Groves to Sam Howell (1 yard) at Miami, 2020
had 2 or 3 intercepted: 2 by Gio Lopez at UCF, 2025
had 4 intercepted: Nathan Elliott at California, 2018
had 5 intercepted: Mike Thomas at Clemson, 1995

RECEIVING BY A TAR HEEL

10 or more receptions: 10 by Nate McCollum vs. Pitt, 2024
10 or more receptions/half: 11 by Nate McCollum in 1st half vs. Minnesota, 2023
2 with 10 receptions: 11 by Josh Downs and 10 Antoine Green vs. Pittsburgh, 2022 (first time in UNC history)
10 receptions/consecutive games: 3 straight by Josh Downs, 2022 (11 vs. Pittsburgh, 15 at Virginia, 11 at Wake Forest) UNC record
15 receptions: Nate McCollum vs. Minnesota, 2023
16 receptions: Ryan Switzer vs. Pittsburgh, 2016 (tied UNC record)
30 combined/consecutive games: Ryan Switzer, 2016 (16 vs. Pittsburgh, 14 at Florida State)
3 40-yard receptions in a game: Tez Walker vs. Duke, 2023 (43, 48, 43)
100 yards: 101 by Kobe Paysour, at California, 2025
100 yards/half: 105 by Nate McCollum, 2nd half vs. Pitt, 2024
2 with 100 yards: 135 by Nate McCollum and 100 by Kobe Paysour vs. Syracuse, 2023
100 yards by a running back: 149 by Romar Morris at Louisville, 2012
100 yards/consecutive games by a running back: Anthony Elzy, 2010 (102 vs. Virginia Tech, 178 vs. NC State)
100 yards by a tight end: 123 by Carl Tucker vs. Virginia Tech, 2018
100 yards/consecutive games: Tez Walker, 2023 (132 vs. Miami, 146 vs. Virginia)
100 yards/3 or 4 consecutive games: 4 by Josh Downs, 2022 (126 at Duke, 102 vs. Pittsburgh, 166 at Virginia, 154 at Wake Forest)
150 yards: 162 by Tez Walker vs. Duke, 2023 (2 OT)
200 yards: 203 by Josh Downs vs. Virginia, 2021
3 100-yard games in a season by a tight end: Eric Ebron, 2013 (108 at Georgia Tech, 199 vs. Miami, 121 vs. Duke)

2 with 150 yards: Dazz Newsome (189) and Dyami Brown (163) vs. Wake Forest, 2020
150 yards/consecutive games: Josh Downs, 2022 (166 at Virginia, 154 at Wake Forest)
2 TD receptions: Jordan Shipp vs. Richmond, 2025
3 TD receptions: Tez Walker vs. Miami, 2023
4 TD receptions: Chesley Borders at ASU, (UNC record)
3 TD receptions/quarter: Hakeem Nicks vs. Boston College, 2nd quarter, 2008
TD receptions/4 consecutive games: Bryson Nesbit, 2024 (vs. Charlotte, NC Central, James Madison and Duke)
TD receptions/5, 6, 7 or 8 consecutive games: 8 by Josh Downs, 2020-21 (2 vs. Texas A&M, 1 at Virginia Tech, 1 vs. Georgia State, 2 vs. Virginia, 1 at Georgia Tech, 1 vs. Duke, 1 vs. Florida State, 1 vs. Miami)
multiple TD receptions/consecutive games: Josh Downs, 2022 (2 vs. Florida A&M, 2 vs. Notre Dame; did not play in the next two games after Florida A&M)
TD receptions by 2 tight ends: Bryson Nesbit and John Copenhaver vs. NC Central and James Madison, 2024

TOTAL OFFENSE BY A TAR HEEL

300 yards: 320 by Jacolby Criswell at Virginia, 2024
400 yards: 480 by Jacolby Criswell vs. James Madison, 2024
500 yards: 519 by Drake Maye at Wake Forest, 2022
60 plays: 61 by Drake Maye vs. Syracuse, 2023 (14 run, 47 pass)

SCORING (OFFENSE) BY A TAR HEEL

multiple TDs/consecutive games: Omarion Hampton, 2 at Virginia, 5 at Florida State, 2024
3 TDs/consecutive games: 3 by Omarion Hampton vs. NC Central and James Madison, 2024 (rushing)
4 or 5 TDs: 5 by Omarion Hampton at Florida State, 2024 (4 rushing, 1 receiving)
3 TDs of 25 or more yards: Dyami Brown vs. Virginia, 2019 (all receiving – 47, 34, 42 yards)
accounted for 6 or 7 TDs: 7 by Sam Howell vs. Wake Forest, 2020 (one rushing, six passing)
scored a TD in the final minute of regulation to win: Antoine Green, 8-yard pass from Drake Maye with 0:16 to play at Duke, 2022
scored TD in overtime: Drake Maye (5-yard run in second OT) vs. Duke, 2023
rushing and receiving TDs: Omarion Hampton vs. NC State, 2024
rushing and receiving TDs and threw a TD pass: Sam Howell at Miami, 2020
caught a TD, threw for a TD and returned a kickoff for a TD: Anthony Ratliff-Williams at Pittsburgh, 2017
wide receiver rushed for a TD: Nate McCollum (37 yards) vs. Charlotte, 2024
offensive lineman scored a TD: Center Jason Brown recovered a UNC fumble in the end zone vs. Texas, 2002
two players wearing the same number scored TDs: WR No. 5 J.J. Jones (two TD receptions) and DL No. 5 Jahvaree Ritzie (INT return) at Virginia, 2024

SPECIAL TEAMS BY A TAR HEEL

returned kickoff for a TD: ^Chris Culliver, 95 yards vs. UConn in Boston, 2024
returned opponents' onside kick for a TD: Bryson Nesbit, 43 yards at App State, 2022
returned punt for a TD: Alijah Huzzie 69 yards vs. Georgia Tech, 2024
returned 2 punts for TDs: Ryan Switzer at Pittsburgh, 65 yards and 61 yards, 2013
blocked a punt: Caleb LaVallee vs. James Madison, 2024
blocked 2 or 3 punts: 3 by Bruce Carter vs. Connecticut, 2008
blocked a punt for a TD: Caleb LaVallee blocked a James Madison punt and Davion Gause returned 34 yards for a TD, 2024
recovered 2 blocked punts for TDs: Andre Purvis at Tulane, 1992
blocked a field goal: Myles Murphy at Georgia State, 2022
blocked an extra-point attempt: Tomon Fox vs. Western Carolina, 2020
60-yard punt: 60 by Tom Maginness vs. Clemson, 2025
70-yard punt: 70 by Ben Kiernan at Georgia State, 2022
80-yard punt: 83 by Scott McAlister at Georgia Tech, 1989
successful fake punt: 6-yard run by John Copenhaver vs. Wake Forest, 2024
punter rushed for a first down: Ben Kiernan 17 yards vs. Syracuse, 2023 (after punt was blocked)
50-yard field goal: 50 yards by Noah Burnette vs. Georgia Tech, 2024

game-winning field goal as time expired: Nick Weiler, 54 yards at Florida State, 2016

(won, 37-35)
took the lead in a win in the final 2:00 on field goal: 45 yarder by Noah Burnette with 1:44 to play at Minnesota, 2014 (won, 19-17)
made 3 field goals: Noah Burnette at Virginia, 2024
made 4 field goals: Noah Burnette at Minnesota, 2024
made 5 or 6 field goals: 6 by Noah Burnette in 2 OT vs. Duke, 2023 (23, 31, 25, 27, 43 and 24 yards)
made 3 40-yard field goals: Noah Burnette at Minnesota, 2024 (52, 42 and 45 yards)
made 3 50-yard field goals: Dan Orner at Syracuse, 2002 (51, 52 and 55 yards)
made 13 consecutive field goals: Noah Burnette (last eight attempts in 2023 and first five in 2024)
returned a blocked extra point for 2 points: Lionell Green vs. Wake Forest, 2003 (only time in UNC history)

DEFENSE BY A TAR HEEL

returned a 2-point conversion for 2 points: Trey Morrison, 98 yards at Boston College, 2020
returned a fumble for a TD: Mikai Gbayor, 62 yards vs. Richmond, 2025
defensive lineman returned a fumble for a TD: tackle Cam Thomas returned a fumble 20 yards for a touchdown at Boston College, 2009
returned an interception for a TD: Power Echols, 42 yards vs. Wake Forest, 2024
defensive lineman returned an interception for a TD: Jahvaree Ritzie, 84 yards at Virginia, 2024
had a sack and an interception: Jahvaree Ritzie, 84 yards (TD) at Virginia, 2024
2 interceptions: Alijah Huzzie at Pittsburgh, 2023 (QB Christian Veilleux)
2 interceptions in the fourth quarter: Myles Wolfolk vs. South Carolina, 2019
3 interceptions: Kendrick Burney vs. Miami, 2009 (QB Jacory Harris)
15 or more tackles: 17 by linebacker Cedric Gray at NC State, 2023
20 or more tackles: 22 by linebacker Cole Holcomb vs. Georgia Tech, 2018
3.5 sacks: Beau Atkinson at Florida State, 2024
multiple sacks/consecutive games: Beau Atkinson, 2 at Virginia, 3.5 at Florida State, 2024
3 sacks twice in a season: Jahvaree Ritzie at Minnesota and Virginia, 2024
4 sacks: Julius Peppers at Virginia, 2000
5 tackles for loss: 5.5 by Kaimon Rucker vs. South Carolina, 2023 in Charlotte
scored a safety: ^sack by Kareem Martin and Brandon Ellerbe in the end zone vs. Cincinnati, 2013 in Charlotte
forced a fumble, had a sack & intercepted a pass: Dominique Ross vs. Duke, 2019
recovered a fumble & intercepted a pass: Cedric Gray vs. Miami, 2023

OPPONENTS RUSHING

300 yards: 371 by Georgia Tech, 2024
400 yards: 461 by Georgia Tech, 2018
500 yards: ^645 by Baylor, 2015 in Orlando, Fla.
600 yards: ^645 by Baylor, 2015 in Orlando, Fla.
fewer than 10 yards: 7 at Virginia, 2024 (lost 67 yards on sacks)
fewer than 50 yards: 21 at Charlotte, 2025 (loss 11 yards on sacks)
negative yards: -2 by South Carolina, 2023 in Charlotte (lost 65 yards on sacks)
50 carries: 52 at Boston College, 2024
60 carries: 60 at Virginia Tech, 2019 (6 OT)
fewer than 25 carries: 22 by Virginia, 2021
2 TDs: by UCF, 2025
3 TDs: by UCF, 2025
4 or 5 TDs: 5 by Georgia Tech, 2024

OPPONENTS PASSING

fewer than 10 attempts: 2 by Georgia Tech, 2018
40 attempts: 42 by Charlotte, 2025
50 attempts: 57 at Miami, 2022
fewer than 5 completions: 2 by Georgia Tech, 2018
fewer than 10 completions: 9 by Richmond, 2025
30 completions: 31 by Miami, 2023
40 completions: 42 by Miami, 2021 (record vs. UNC)
fewer than 50 yards: 27 by The Citadel, 2016
fewer than 100 yards: 75 by Richmond, 2025
300 yards: 399 by Clemson, 2025
400 yards: 496 at Miami, 2022
500 yards: 553 by Virginia, 2021
2 TD passes: 2 by TCU, 2025
3 TD passes: Pitt, 2024
4 or 5 TD passes: 5 by Clemson, 2025
6 TD passes: at App State, 2022

OPPONENTS TOTAL OFFENSE

fewer than 100 yards: 91 by Clemson, 1996
fewer than 200 yards: 199 by Richmond, 2025
500 yards: 542 by TCU, 2025
600 yards: 611 by James Madison, 2024
700 yards: 705 by Louisville, 2017
90 plays: 90 by Wake Forest, 2021
100 plays: ^102 by Baylor, 2015 in Orlando, Fla. (record vs. UNC)

OPPONENTS SCORING

50, 60 or 70 points: 70 by James Madison, 2024 (ties record vs. UNC)
40 points/quarter: 40 at App State (4th), 2022 (record vs. UNC)
50 points/half: 53 in 1st by James Madison, 2024 (record vs. UNC)
4 TDs/quarter: 4 by Clemson in 1st quarter, 2025
5 or 6 TDs/quarter: 6 at App State (4th), 2022 (record vs. UNC)
20 or more points/fourth quarter: 22 by NC State, 2024
20 or more points/2 quarters: 25 in the first quarter and 28 in the second quarter by James Madison, 2024
points/all 4 quarters: by UCF, 2025 (10-10-7-7)
TDs/all 4 quarters: by UCF, 2025 (10-10-7-7)
TD in overtime: 6-yard pass by Grayson Loftis to Jordan Moore, Duke, 2023 (in second OT)
successful 2-point conversion run: Lawayne McCoy at Florida State, 2024
successful 2-point conversion pass: at Virginia, 2024 (Tony Muskett to JR Wilson)

OPPONENTS MISCELLANEOUS

fewer than 10 first downs: 9 by Idaho, 2012
fewer than 15 first downs: 10 at Florida State, 2024
30 first downs: 30 by App State, 2023 (2 OT)
30 first downs in a UNC win: 30 by App State, 2023 (2 OT)
35 first downs: 35 by Notre Dame, 2022
more than 35 first downs: ^38 by Baylor, 2015 in Orlando, Fla.
20 rushing first downs: 24 by Georgia Tech, 2018
30 rushing first downs: ^30 by Baylor, 2015 in Orlando, Fla.
20 passing first downs: 20 by Miami, 2023
converted 10 third-down attempts: 13 of 20 at Duke, 2018
converted 50% third-down attempts: 7 of 12 (58.3%) by TCU, 2025
converted 60% of third-down attempts: 8 of 13 (61.5%) at Georgia Tech, 2023
converted less than 15% of third-down attempts: 2 of 10 (14.3%) at Duke, 2024
converted 20% or less third-down attempts: 2 of 10 (20%) at Florida State, 2024
converted four fourth-down attempts: 4 for 4 by UCF, 2025
was not penalized: at Virginia, 1991
penalized 10 times: 12 by James Madison, 2024
100 yards of penalties: 105 by James Madison, 2024
scored TD on first play from scrimmage: ^75-yard pass Garrett Greene to Traylon Ray, West Virginia, 2023 in Charlotte
scored game-winning points on final play: at Virginia Tech, 2019 (Quincy Patterson 3-yard run in sixth OT for 43-41 VT win)
scored game-winning points in the final 20 seconds: Georgia Tech, 2024 (68-yard TD run by Jamal Haynes with 0:16 to play for a 41-34 GT win)
scored game-winning points in the final 30 seconds: NC State, 2024 (2-yard TD run by Hollywood Smothers with 0:25 to play for a 35-30 NC State win)
trailed at halftime in a win over UNC: at Duke, 2024 (UNC led 17-0, Duke won, 20-21)
trailed by 10 or more points in second half in a win over UNC: at Duke, 2024 (UNC led 20-7 in the fourth, Duke won 20-21)
trailed at halftime in consecutive wins over UNC: Virginia and at Georgia Tech, 2023
trailed by 10 or more points in second half in consecutive wins over UNC: Virginia and at Georgia Tech, 2023
tied after 3 quarters in a win over UNC: Virginia, 2023 (24-24 after the third quarter, UVA won 31-27)
trailed after 3 quarters in a win over UNC: Carolina led 20-13 in the fourth quarter vs. NC State, 2024 (NC State won 35-30)

scored on 8 consecutive possessions: first 8 (FG-FG-TD-TD-FG-FG-TD-TD) at NC State, 2023
scored every possession/2nd half: NC State, 2024 (FG-FG-TD-TD-FG-TD)

OPPONENTS SPECIAL TEAMS

did not punt: ^Baylor, 2015 in Orlando, Fla.
punted 10 times: Western Carolina, 2017
averaged 50 yards punting: 50.2 yards on 5 punts
blocked a UNC field goal: Rodney Shelley of Georgia Tech, 2024
blocked a UNC punt: James Hopson of Duke blocked Tom Maginnes' punt, 2024 (Duke fumbled ball back to UNC)
blocked a UNC punt for a TD: Terrence Spence of James Madison blocked Tom Maginnes' punt, returned 14 yards for a TD by Jaden Mines, 2024
successful fake punt: 11-yard pass by punter Porter Wilson to Terry Moore for a first down, Duke, 2023 (2 OT)
recovered an onside kick: Richmond, 2025 (to start third quarter)

OPPONENTS TURNOVERS

committed 0 turnovers in a UNC win: Charlotte, 2024
committed 0 turnovers: California, 2025
committed 2: Charlotte, 2025
committed 3: Richmond, 2025
committed 4: Campbell, 2023
committed 5: Georgia Tech, 2018
committed 6: Liberty, 2014
committed 7: Pittsburgh, 1979
lost 5 fumbles: Virginia, 1972
threw 5 interceptions: Virginia, 2010
did not fumble: TCU, 2025
possession time of 40 minutes: 40:06 by NC State, 2023

RUSHING BY AN INDIVIDUAL OPPONENT

30 carries: Star Thomas at Duke, 2024
35 carries: Vintavious Cooper, East Carolina, 2013
100 yards: 113 by Kevorian Barnes, TCU, 2025
150 yards: 170 by Jamal Haynes, Georgia Tech, 2024
175 yards: 178 by Dontae Smith at Georgia Tech, 2023
200 yards: 227 by Nick Chubb, Georgia, 2016 in Atlanta
70-yard TD: 75 by Kevorian Barnes, TCU, 2025
80- or 90-yard TD: 91 by Kyren Williams, Notre Dame, 2021 (record vs. UNC)
2 TD: Hollywood Smothers, NC State, 2024
2 TD by 2 players: Jamal Haynes and Haynes King, Georgia Tech, 2024
3 TD: Mike Hollins, Virginia, 2023
4 or 5 TD: 5 by Reggie Gallaspy, NC State, 2018 (OT)
2 gained 100 yards: 170 by Jamal Haynes and 107 by Haynes King, Georgia Tech, 2024
quarterback rushed for 100 yards: 107 by Haynes King, Georgia Tech, 2024
rushed and passed for 100 yards: 107 by Haynes King, Georgia Tech, 2024 (107 rushing, 127 passing)

PASSING BY AN INDIVIDUAL OPPONENT

40 attempts: 42 by Eli Holstein, Pitt, 2024
50 attempts: 57 by Tyler Van Dyke at Miami, 2022
30 completions: 31 Tyler Van Dyke, Miami, 2023
40 completions: 42 by Tyler Van Dyke at Miami, 2022 (record vs. UNC)
300 yards: 381 by Eli Holstein, Pitt, 2024
400 yards: 496 by Tyler Van Dyke at Miami, 2022
500 yards: 554 by Brennan Armstrong, Virginia, 2021 (record vs. UNC)
2 TD passes: Josh Hoover, TCU, 2025
3 TD passes: Eli Holstein, Pitt, 2024
4 or 5 TD passes: 4 by Cade Klubnik, Clemson, 2025
6 TD passes: Chase Brice at App State, 2022
75-yard TD pass: 75 yards by Antonio Williams to TJ Moore, Clemson, 2025
longer than 75-yard TD pass: 76 yards by D'Eriq King to Brevin Jordan at Miami, 2020
50 plays, running and passing: 52by Eli Holstein, Pitt, 2024 (10 rushes, 42 passes), 2024
60 plays, running and passing: 63 by Tyler Van Dyke at Miami (6 rushes, 57 passes), 2022

RECEIVING BY AN INDIVIDUAL OPPONENT

10 receptions: 11 by Javen Nicholas, Charlotte, 2025
12 receptions: 12 by Malik Washington, Virginia, 2023
two players gained 100 yards: 155 by Desmond Reid and 111 by Konata Mumpfield, Pitt, 2024
150 yards: 155 by Desmond Reid, Pitt, 202
175 yards: 178 by Xavier Legette, South Carolina, 2023 in Charlotte
200 yards: 217 by Jerricho Cotchery at NC State, 2003
2 TD receptions: Adam Randall and Christian Bentancur, Clemson, 2025
3 TD receptions: Jordan Moore, Duke, 2023 (2 OT)
multiple TD receptions by 2 players: 2 each by Adam Randall and Christian Bentancur, Clemson, 2025

TOTAL OFFENSE BY AN INDIVIDUAL OPPONENT

400 yards: 457 by Eli Holstein, Pitt, 2024
500 yards: 538 by Brennan Armstrong, Virginia, 2021

SCORING BY AN INDIVIDUAL OPPONENT

3 TDs: Jordan Moore, Duke, 2023 (2 OT) (3 receiving)
4 or 5 TDs: 4 by Cade Klubnik, Clemson, 2025 (4 pass)
accounted for 4 TDs: 4 by Cade Klubnik, Clemson, 2025 (4 pass)
accounted for 5, 6 or 7 TDs: 7 by Alonza Barnett, James Madison, 2024 (2 run, 5 pass, tied record vs. UNC)
2-point conversion run: Lawayne McCoy at Florida State, 2024
2-point conversion pass: Tony Muskett to JR Wilson at Virginia, 2024

SPECIAL TEAMS BY AN INDIVIDUAL OPPONENT

returned a kickoff for a TD: 100 yards by Kenny Johnson at Pittsburgh, 2023
returned a punt for a TD: ^78 yards by Beanie Bishop Jr., West Virginia, 2023 in Charlotte
recovered an onside kick: Will McManus, Richmond, 2025
blocked a UNC punt: James Hopson of Duke blocked Tom Maginnes' punt, 2024 (Duke fumbled ball back to UNC)
blocked a punt for a TD: Terrence Spence of James Madison blocked Tom Maginnes' punt, returned 14 yards for a TD by Jaden Mines, 2024
blocked a field goal: Rodney Shelley, Georgia Tech, 2024
blocked a field goal for a TD: Artie Burns, Miami, blocked a Thomas Moore kick and Ladarius Gunter returned it 67 yards for a touchdown, 2013
60-yard punt: 60 by Daniel Sparks at Virginia, 2024
70-yard punt: 77 by Durant Brooks at Georgia Tech, 2007
50-yard field goal: 56 by Ryan Fitzgerald at Florida State, 2024 (ties record by opponent)
made 2 field goals: Jayden Alsheskie, Richmond, 2025 (25, 28)
made 3 field goals: Kanoah Vinesett, NC State, 2024 (41, 40, 28)
made 4 field goals: Brayden Narveson at NC State, 2023 (32, 40, 28, 24)

DEFENSE BY AN INDIVIDUAL OPPONENT

returned an INT for a TD: Bud Clark, 25 yards, TCU, 2025 (intercepted Gio Lopez)
returned a fumble for a TD: Devean Deal, 37 yards, TCU, 2025 (recovered Gio Lopez fumble)
recovered a fumble in the end zone for a TD: Bryan Ray at Wake Forest (recovered a Ronald Curry fumble), 2000
2 interceptions: Terrence Spence, James Madison, 2024
forced 2 fumbles: Antavious Lane at Georgia State, 2022
15 or more tackles: 15 by linebacker Payton Wilson at NC State, 2023
3 sacks: Jeremiah Trotter Jr., Clemson, 2022 in Charlotte
15 tackles, a sack, interception and forced a fumble: Payton Wilson at NC State, 2023
scored a safety: Jay Hayes, Notre Dame, 2017 (Jordon Brown tackled in the endzone)

^ denotes bowl game

ALL-TIME UNC SINGLE-GAME, LONG PLAY RECORDS

CAROLINA RECORDS

Points: 80 vs. Old Dominion, 2013 (UNC 80, ODU 20)
Points/ACC: 66 vs. Duke, 2015 (UNC 66, Duke 31)
Combined Points: 124 at App State, 2022 (UNC 63, App State 61)
Combined Points/Kenan Stadium: 120 vs. James Madison, 2024 (JMU 70, UNC 50)
Largest Win: 66 vs. Idaho, 2012 (UNC 66-0)
Largest Win/ACC: 50 vs. Wake Forest, 1994 (UNC 50-0); at Duke, 1959 (UNC 50-0)
Largest Loss: 66 vs. Virginia, 1912 in Richmond (UVA 66, UNC 0)
Largest Loss/Kenan Stadium: 52 vs. Maryland, 2002 (MD 59, UNC 7)
Points/Loss: 50 vs. Georgia Tech, 2012 (GT 68, UNC 50) and vs. James Madison, 2024 (JMU 70, UNC 50)
Points/Quarter: 35 four times (last: 2nd quarter vs. WCU, 2017)
Points/Half: 52 in 1st at Duke, 2000
Points/Half/Kenan Stadium: 49 in 1st vs. Old Dominion, 2013
Touchdowns: 11 vs. Old Dominion, 2013 (4 rush, 5 pass, 1 KOR, 1 PR)
Rushing Touchdowns: 8 vs. ECU, 1981
Passing Touchdowns: 6 vs Wake Forest, 2020
Extra Points: 11 vs. Old Dominion, 2013
Two-Point Conversions: 2 three times (last: 2012 vs. NC State)
Field Goals: 6 vs. Duke, 1999; vs. Duke, 2023
Largest Deficit in a Win: 21 vs. Wake Forest, 2020; at Georgia Tech, 2013
Largest 4th Quarter Deficit in a Win: 14 vs. Wake Forest, 2020; vs. ECU, 1973
Plays: 102 vs. Virginia, 1959
Total Yards: 778 at Miami, 2020
Total Yards/Kenan Stadium: 742 vs. Wake Forest, 2020
Fewest Total Yards: 7 at Yale, 1944
Yards in a Loss: 616 vs. James Madison, 2024
Fewest Total Yards in a Win: 89 vs. Tennessee, 1936
Average Gain Per Play: 10.6 vs. Old Dominion, 2013 (721 on 68 plays)
Rushing Attempts: 82 vs. Clemson, 1969; vs. NC State, 1961
Rushing Yards: 555 vs. Virginia, 1955
Fewest Rushing Yards: -28 vs. Florida State, 1997
Pass Attempts: 54 at Syracuse (OT), 2018; vs. LSU, 1985
Completions: 38 vs. Georgia Tech, 2014
Passing Yards: 550 vs. Wake Forest, 2020
Passing Yards Per Attempt: 14.0 vs. JMU, 2016 (33 for 462)
Yards Per Completion: 22.8 vs. Georgia Tech, 2000 (17 for 388)
First Downs: 36 vs. Pittsburgh, 1974
Rushing First Downs: 27 vs. William & Mary, 1971
Passing First Downs: 20 vs. James Madison, 2024
First Downs by Penalty: 6 vs. Maryland, 1980
Turnovers Committed: 14 vs. VMI, 1915 (all fumbles)
Turnovers Forced: 9 three times (last: 1937 at NYU)
Plays Without a Turnover: 97 at NC State, 1971
Interceptions Thrown: 8 at Duke, 1933; vs. Vanderbilt, 1932
Fumbles Lost: 14 vs. VMI, 1915
Penalties: 16 at Virginia, 1975; vs. NC Central, 2024
Penalty Yards: 150 at Duke, 1947
Penalty Yards/Kenan Stadium: 147 vs. Miami, 2023

INDIVIDUAL TOTAL OFFENSE/ALL-PURPOSE YARDAGE RECORDS

Plays (Rushing & Pass Attempts): 68 by Drake Maye at Wake Forest, 2022
Total Yards (Rushing & Passing): 571 by Sam Howell vs. Wake Forest, 2020
Total Yards/Quarter: 242 in 4th by T.J. Yates vs. LSU in Atlanta, 2010
Total Yards/Half: 425 in 1st by Marquise Williams vs. Old Dominion, 2013
 # Total Yards by Freshman: 519 by Drake Maye vs. Wake Forest, 2022
Total Yards by Sophomore: 571 by Sam Howell vs. Wake Forest, 2020
Total Yards by Junior: 463 by Marquise Williams vs. Georgia Tech, 2014
Total Yards by Senior: 524 by Marquise Williams vs. Duke, 2015
TDs Responsible: 7 by Sam Howell vs. Wake Forest, 2020 (rush 1, pass 6)
All-Purpose Yards: 397 by Brandon Tate vs. McNeese State, 2008 (106 rushing, 93 receiving, 142 punt return, 56 kickoff return)

INDIVIDUAL RUSHING RECORDS

Longest Rush: 95 yards by S.A. Ashe vs. Trinity, 1891
Longest Rush for a TD: 90 yards by Curtis Johnson vs. Maryland, 1993
Longest Rush/Kenan Stadium: 90 yards (TD) by Curtis Johnson vs. Maryland, 1993
Longest Rush/Quarterback: 86 yards by George Stirnweiss vs. The Citadel, 1939
Rushing Attempts: 47 by Mike Voight vs. Duke, 1976; Don McCauley vs. Duke, 1970
Rushing Attempts by a Freshman: 37 by Natrone Means at Duke, 1990
Consecutive Rushes by a Player: 19 by Ryan Houston vs. Duke, 2009
Rushing Yards: 328 by Derrick Fenner vs. Virginia, 1987
Rushing Yards/Two Players: 544 (NCAA record) by Michael Carter (308) and Javonte Williams (136) at Miami, 2020
Rushing Yards/Quarter: 134 in 3rd by Torin Dorn vs. Illinois, 1987
Rushing Yards/Half: 224 in 2nd by Ronnie McGill vs. Wake Forest, 2003
Rushing Yards by a Quarterback: 174 by Ricky Lanier vs. VMI, 1969
Average Rushing Yards: 12.8 by Michael Carter at Miami, 2020 (24 for 308)
 # Rushing Yards by a Freshman: 286 by Amos Lawrence at Virginia, 1977
 # Rushing Yards by a Sophomore: 328 by Derrick Fenner vs. Virginia, 1987
Rushing Yards by a Junior: 249 by Natrone Means at Maryland, 1992
Rushing Yards by a Senior: 308 by Michael Carter at Miami, 2020
 # Rushing Touchdowns: 6 by Kelvin Bryant vs. ECU, 1981

INDIVIDUAL PASSING RECORDS

Longest Completion: 97 yards (TD), T.J. Yates to Jheranie Boyd vs. LSU in Atlanta, 2010
Longest Completion/Kenan Stadium: 91 yards (TD), Marquise Williams to Mack Hollins vs. San Diego State, 2014
Longest Completion/ACC: 87 yards (TD), Mark Maye to Randy Marriott at Georgia Tech, 1987
Passing Yards: 550 by Sam Howell vs. Wake Forest, 2020
Passing Yards by Freshman: 448 by Drake Maye vs. Wake Forest, 2022
 # Passing Yards by Sophomore: 550 by Sam Howell vs. Wake Forest, 2020
Passing Yards by Junior: 453 by Mitch Trubisky vs. Pittsburgh, 2016
Passing Yards by Senior: 524 by Marquise Williams vs. Duke, 2015
Passing Yards/Quarter: 261 in 4th by T.J. Yates vs. LSU in Atlanta, 2010
Passing Yards/Half: 404 in 1st by Marquise Williams vs. Duke, 2015
Passing Touchdowns: 6 by Sam Howell vs. Wake Forest, 2020
Completions: 38 by Marquise Williams vs. Georgia Tech, 2014
Completions/Quarter: 18 in 4th by Mitch Trubisky vs. Pittsburgh, 2016
Completions/Half: 23 by Drake Maye in 1st vs. Syracuse, 2023; Marquise Williams in 2nd vs. Georgia Tech, 2014
Consecutive Completions/Game: 18 by Mitch Trubisky vs. JMU, 2016
 # Consecutive Completions Over Multiple Games: 30 by Mitch Trubisky, 2016 (last 18 vs. JMU and first 12 vs. Pittsburgh)
Highest Pct (min. 15 completions): 95.7% by Bryn Renner vs. JMU, 2011 (22 of 23)
Attempts: 53 by Kevin Anthony vs. LSU, 1985
Attempts Without an INT: 52 by Nathan Elliott at Syracuse (2 OT), 2018
Pass Efficiency Rating: 282.0 by Mitch Trubisky vs. Delaware, 2015
Interceptions: 6 by Chuckie Burnette vs. Duke, 1989

INDIVIDUAL RECEIVING RECORDS

Receptions: 16 by Ryan Switzer vs. Pittsburgh, 2016; Quinshad Davis at Virginia, 2012; Charlie Carr vs. Air Force, 1966
Receiving Yards: 247 by Randy Marriott at Georgia Tech, 1987
Receiving Yards/Kenan Stadium: 211 by Octavus Barnes vs. Ohio, 1995
Receptions/Running Back: 11 by Leon Johnson vs. Duke, 1995
Receptions/Tight End: 10 by Mike Chatham vs. Wake Forest, 1979
Touchdown Catches: 4 by Chesley Borders at Arizona State, 2002

INDIVIDUAL SCORING RECORDS

 # Points: 36 by Kelvin Bryant vs. ECU, 1981 (6 touchdowns)
 # Points by a Freshman: 26 by Leon Johnson vs. Duke, 1993 (4 TD, 1 two-pt)
Points/ACC: 30 by Don McCauley vs. Duke, 1970 (5 touchdowns)
Touchdowns: 6 by Kelvin Bryant vs. ECU, 1981 (all rushing)
Touchdowns/ACC: 5 by Don McCauley vs. Duke, 1970 (all rushing); Omarion Hampton at Florida State, 2024 (4 rushing, 1 receiving)
Touchdowns/Quarter: 3 four times (last: Ty Chandler in 4th vs. Wake Forest, 2020)
Touchdown/Half: 4 by Javonte Williams in 1st at Duke, 2020; Kelvin Bryant in 1st vs. ECU, 1981
Two-Point Conversions: 2 by Jack Tabb vs. NC State, 2012; Emil DeCantis at Virginia, 1958
Longest Field Goal: 55 by Dan Orner at Syracuse, 2002
Longest Field Goal/Kenan Stadium: 54 by Connor Barth vs. NC State, 2006; Kenny Miller vs. Florida State, 1985
Field Goals: 6 by Noah Burnette vs. Duke, 2023; Josh McGee vs. Duke, 1999
 # 50-Yard Field Goals (tied NCAA record): 3 by Dan Orner at Syracuse, 2002 (52, 51, 52 yards)
Extra Points Made: 9 by Casey Barth vs. Idaho, 2012
Points by a Kicker: 22 by Noah Burnette vs. Duke, 2023 (6 FG, 4 XP)

INDIVIDUAL SACKS, SPECIAL TEAMS RECORDS

Quarterback Sacks: 4 by Julius Peppers vs. Virginia, 2001
Punts: 14 by Charles Woollen vs. Georgia Tech, 1933; Woollen at Georgia, 1932
Longest Punt: 85 yards by Tom Burnette at NYU, 1937
Longest Punt/Kenan Stadium: 80 yards by Charlie Justice vs. NC State, 1949
Interceptions: 4 by Don Jackson at Tennessee, 1935
Interceptions/ACC: 3 by Dré Bly vs. Georgia Tech, 1996; Walter Black at Virginia, 1981; Steve Streater vs. Duke, 1980
 # Interception Return Yards: 170 by Kendric Burney vs. Miami, 2009

ALL-TIME UNC/OPPONENT SINGLE-GAME, LONG PLAY RECORDS

Longest Interception Return: 100 yards by Brian Walker vs. San Diego State, 2014; Reggie Love vs. Tulane, 1994; Bob Gantt vs. William & Mary, 1950
Touchdowns on INT Returns: 2 by Bill Maceyko at Maryland, 1948
Longest Fumble Return: 96 yards (TD) by Carl Carr at Duke, 1984
Longest Fumble Return/Kenan Stadium: 81 yards (TD) by Antwon Black vs. Georgia Tech, 1998
Longest Kickoff Return: 100 yards by T.J. Logan vs. The Citadel, 2016; T.J. Thorpe at Clemson, 2011; Tyrell Godwin at Stanford, 1998 (all TDs)
Kickoff Return Yards: 199 by Anthony-Ratliff Williams vs. Louisville, 2017
Longest Punt Return: 96 yards by Johnny Branch vs. Maryland, 1930
Punt Return Yards: 168 by Ryan Switzer vs. Illinois, 2015
Punt Return Touchdowns: 2 by Ryan Switzer at Pitt, 2013; Andre Purvis recovered two blocked punts in the end zone at Tulane, 1992
Returned Kickoff and Punt for TDs: Brandon Tate at Duke, 2006; Eric Blount vs.

OPPONENT RECORDS

Points: 70 at ECU, 2014 (ECU 70, UNC 41); by James Madison, 2024 (JMU 70, UNC 50)
Points in Kenan Stadium: 70 by James Madison, 2024
Points in an ACC game: 68 by Georgia Tech, 2012
Points in a Quarter: 40 in 4th at App State, 2022
Points in a Quarter/Kenan Stadium: 30 in 3rd by Georgia Tech, 2012
Points in any Half and at Kenan Stadium: 53 in 1st by James Madison, 2024 (25 in 1st quarter, 28 in 2nd)
Touchdowns: 10 at ECU, 2014
Touchdowns in Kenan Stadium: 9 by Georgia Tech, 2012; by James Madison, 2024
Touchdowns in an ACC game: 9 by Georgia Tech, 2012
Touchdown Passes: 6 at App State, 2022; at Clemson, 2014; at Boston College, 1984
Touchdown Passes/Kenan Stadium: 5 five times (last by Clemson, 2025)
Extra Points: 10 at ECU, 2014
Two-Point Conversions: 2 by six teams (last: 1993 by Wake Forest)
Field Goals: 5 three times (last: 2007 by Virginia)
Plays: 101 by ECU, 2013
Total Yards: 789 at ECU, 2014
Total Yards/Kenan Stadium and ACC: 705 by Louisville, 2017
Fewest Total Yards: -19 at Wake Forest, 1937
Fewest Total Yards/Kenan Stadium: 6 by VMI, 1935
Yards in a UNC Win: 657 at Arizona State, 2002 (38-25 UNC win)
Fewest Yards in a Win vs. UNC: 45 at Duke, 1932 (7-0 Duke win)
Rushing Attempts: 84 by Baylor, 2015 Russell Athletic Bowl in Orlando, Fla.
Rushing Yards: 645 by Baylor, 2015 Russell Athletic Bowl in Orlando, Fla.
Rushing Yards/Kenan Stadium: 490 by Notre Dame, 1953
Fewest Rushing Yards: -33 by Virginia, 1935
Passing Yards: 553 by Virginia, 2021
Completions: 42 at Miami, 2022
Completions/Kenan Stadium: 40 by Virginia, 2021
Pass Attempts: 59 by Arizona State, 2003
First Downs: 39 at ECU, 2014
First Downs/Kenan Stadium: 37 by Duke, 1989
Plays Without a Turnover: 91 by Wake Forest, 2021
Pass Attempts Without an Interception: 59 by Arizona State, 2003
Fumbles Lost: 8 by Florida, 1968; by Washington & Lee, 1953
Penalties: 19 at Oklahoma, 1987
Penalties/Kenan Stadium: 16 by Arizona State, 2003; Florida State, 2009
Penalty Yards: 153 by Arizona State, 2003

INDIVIDUAL OPPONENT TOTAL OFFENSE/ALL-PURPOSE RECORDS

Plays (Rushing & Pass Attempts): 68 by John Kaleo at Maryland, 1992
Total Yards (Rushing & Passing): 547 by Daniel Jones at Duke, 2018
Total Yards/Kenan Stadium: 538 by Brennan Armstrong, Virginia, 2021
TDs Responsible For: 7 by Sam Hartman, Wake Forest, 2021 (2 rushing, 5 passing) and Alonza Barnett, James Madison, 2024 (2 rushing, 5 passing)
All-Purpose Yards: 295 yards by Roger Boone at Duke, 1988
All-Purpose Yards/Kenan Stadium: 294 yards by Mike Imoh, Virginia Tech, 2004

INDIVIDUAL OPPONENT RUSHING RECORDS

Longest Rush: 91 yards (TD) by Kyren Williams, Notre Dame, 2021
Rushing Attempts: 39 three times (last: Lance Ball, Maryland, 2005)
Rushing Yards: 299 by Johnny Jefferson, Baylor, 2015 Russell Athletic Bowl in Orlando, Fla.
Rushing Yards/Kenan Stadium: 243 by Mike Imoh, Virginia Tech, 2004
Rushing Touchdowns: 5 by Reggie Gallaspy, NC State, 2018 (OT); Pete Johnson, Ohio State, 1975

INDIVIDUAL OPPONENT PASSING RECORDS

Completions: 42 by Tyler Van Dyke at Miami, 2022
Completions/Kenan Stadium: 39 by Brennan Armstrong, Virginia, 2021
Passing Yards: 554 by Brennan Armstrong, Virginia, 2021
Passing Touchdowns: 6 by Dashaun Watson at Clemson, 2014; by Doug Flutie at Boston College, 1984
Passing Touchdowns/Kenan Stadium: 5 four times (last: Alonza Barnett, James Madison, 2024)
Highest Percentage (min. 15 completions): 92.0 (23 of 25) by Terry Jordan, NC State, 1992
Attempts: 58 three times (last: Domonique Davis at ECU, 2011)
Attempts/Kenan Stadium: 58 by Andrew Walter, Arizona State, 2003
Attempts Without an Interception: 58 by Andrew Walter, Arizona State, 2003
Interceptions: 4 on 11 occasions (last: Stephen Morris, Miami, 2013)
Longest Completion: 98 yards (TD), Christian Ponder to Rod Owens, Florida State, 2009

INDIVIDUAL OPPONENT RECEIVING RECORDS

Receptions: 14 by Jon Jensen at Duke, 1994
Receptions/Kenan Stadium: 13 by Terrell Jana, Virginia, 2019; Mohamed Sanu, Rutgers, 2011
Receiving Yards: 250 by Jermaine Lewis, Maryland, 1993
Touchdown Catches: 3 seven times (last: Jordan Moore, Duke, 2023)
Touchdown Catches/Kenan Stadium: 3 five times (last: Jordan Moore, Duke, 2023)

INDIVIDUAL OPPONENT SCORING RECORDS

Points: 30 by Reggie Gallaspy, NC State, 2018 (OT); Pete Johnson, Ohio State, 1975
Touchdowns: 5 by Reggie Gallaspy, NC State, 2018 (OT); Pete Johnson, Ohio State, 1975
Extra Points Made: 10 by Warren Harvey at ECU, 2014
Extra Points Made/Kenan Stadium: 8 by Chris Tanner, Georgia Tech, 2012; Nick Novak, Maryland, 2002; Noe Ruelas, James Madison, 2024
Points by a Kicker: 16 four times (last: Noe Ruelas, James Madison, 2024, two field goals, eight PAT, one 2-point reception)

INDIVIDUAL OPPONENT SPECIAL TEAMS RECORDS

Longest Field Goal: 56 by Damon Hartman, NC State, 1990; Ryan Fitzgerald at Florida State, 2024
Field Goals: 5 three times (last: Chris Gould, Virginia, 2007)
Punts: 15 by Buddy Lex, William & Mary, 1948
Interceptions: several players with two
Longest Interception Return: 99 by Sebastian Savage at NC State, 1991
Longest Interception Return/Kenan Stadium: 85 yards by W.B. Peterson, Georgia Tech, 1932
Longest Kickoff Return: 100 yards by Ace Parker, Duke, 1936
Kickoff Return Yards: 230 by Jamal Golden, Georgia Tech, 2012
Longest Punt Return: 97 by Dickie Harris, South Carolina, 1970
Punt Return Yards: 157 by Patrick Peterson, LSU in Atlanta, 2010
Punt Return Yards/Kenan Stadium: 115 by Peter Warrick, Florida State, 1999; Dickie Harris, South Carolina, 1970

(for both UNC and opponent record pages)
at Kenan Stadium unless noted
ACC record, ## ties ACC record

TCU TOPS TAR HEELS, 48-14, TO START 2025

CHAPEL HILL, N.C.—TCU overcame an early deficit and scored 41 consecutive points to beat North Carolina, 48-14, on Monday night in Kenan Stadium, spoiling the college debut of first-year Tar Heel head coach Bill Belichick in the process.

The game proceeded according to a Carolina script in the early going. The Kenan Stadium faithful roared after a dominant opening drive by the Tar Heels, who marched 83 yards in seven plays for a 7-0 lead just minutes into the season.

Very little went right for UNC (0-1) afterward, however, as the Horned Frogs (1-0) dominated the rest of the first half and led, 20-7, at the break. The Tar Heels managed just 20 offensive yards before halftime after their opening drive.

On the first play of the second half, Kevorian Barnes ran off-tackle to the right side for a 75-yard score to make it 27-7 TCU and suck the life out of the Carolina crowd.

"There was a great atmosphere here for the game tonight," Belichick said. "The fans had tremendous energy, and I know we played competitively, but then [we] just couldn't sustain it. So obviously, we have a lot of work to do. We need to do a better job all the way around—coaching, playing, all three phases of the game. And I know we're a lot better than that, so we need to work on those things and show it on Saturday and turn it around. But give TCU credit, they came in and did a good job, and they were clear that their team tonight deserved to win, and they did it decisively."

Horned Frog quarterback Josh Hoover completed 20 of 25 passes in the first half and finished 27 for 36 for 284 yards with two touchdowns and an interception. Jordan Dwyer caught nine passes for 136 yards and a TD, and Barnes ran 11 times for 113 yards and a score as the Frogs averaged 7.4 yards per carry and piled up 258 yards on the ground.

TCU out-gained Carolina, 542-222 (including 258-50 on the ground), and won its fifth game in a row.

Gio Lopez started under center for Carolina and completed 4 of 10 passes for 70 yards and an interception in two-plus quarters of work. He went to the injury tent after a sack in the third quarter and did not return to the contest.

Max Johnson relieved Lopez and led the Tar Heels to a score in his inspirational first appearance since nearly losing his leg after an injury in the 2024 season opener at Minnesota. Johnson connected with his brother, Jake Johnson, for a two-yard score to cap an 80-yard drive.

Jordan Shipp caught four passes for 84 yards to lead the UNC receivers. Caleb Hood led Carolina on the ground with 10 carries for 31 yards.

STAT LEADERS

CAROLINA

Rushing	Att	Yds	TD
Hood	10	31	1
Hall	6	22	0
Gause	5	7	0
Totals	**28**	**50**	**1**

Passing	C-A-I	Yds	TD
Johnson	9-11-0	103	1
Lopez	4-10-1	69	0
Totals	**13-21-1**	**172**	**1**

Receiving	No.	Yds	TD
Shipp	4	84	0
Green	3	57	0
Gause	3	8	0
Johnson	1	2	1
Totals	**13**	**172**	**1**

TCU

Rushing	Att	Yds	TD
Barnes	11	113	1
Palmer	7	61	0
Payne	7	28	0
Totals	**35**	**258**	**2**

Passing	C-A-I	Yds	TD
Hoover	27-36-1	284	2
Totals	**27-37-1**	**284**	**2**

Receiving	No.	Yds	TD
Dwyer	9	136	1
Rogers	5	43	1
Barnes	3	21	0
McAlister	3	20	0
Totals	**27**	**284**	**2**

SCORING SUMMARY

Qtr	Time	Team	Scoring Play
1st	10:55	UNC	Hood 8-yard rush (Verhoff PAT)
1st	4:08	TCU	Dwyer 27-yard pass from Hoover (Lemmermann PAT)
2nd	11:13	TCU	Lemmermann 32-yard FG
2nd	3:57	TCU	Clark 25-yard interception return (Lemmermann PAT)
2nd	0:00	TCU	Lemmermann 33-yard FG
3rd	14:48	TCU	Barnes 75-yard rush (Lemmermann PAT)
3rd	8:30	TCU	Battle 28-yard rush (Lemmermann PAT)
3rd	6:56	TCU	Deal 37-yard fumble return (Lemmermann PAT)
3rd	0:29	UNC	Johnson 2-yard pass from Johnson (Verhoff PAT)
4th	9:21	TCU	Rogers 4-yard pass from Hoover (Lemmermann PAT)

DEFENSE DOMINATES, 20-3, FOR BELICHICK'S FIRST WIN

CHARLOTTE— North Carolina limited Charlotte to 21 yards rushing and beat the 49ers, 20-3, on Saturday night at Jerry Richardson Stadium.

The victory was Bill Belichick's first as a college head coach and improved Carolina to 1-1 this season. Charlotte fell to 0-2 before the largest home crowd in its history.

UNC allowed its fewest points since blanking Idaho in 2012 and didn't permit a touchdown for the first time since 2020.

Four different Tar Heel players ran five or more times in a balanced offensive attack that posted 148 yards on the ground. Meanwhile, UNC's defense held the 49ers to 21 yards on 29 rushing attempts (a paltry 0.7 yards per carry) after allowing 258 yards and 7.4 yards per carry in its loss to TCU.

Gio Lopez started again under center for Carolina despite leaving the TCU game with a second-half injury. On Saturday night, he began with a bang, connecting with Chris Culliver for a 51-yard touchdown in the opening minute. Lopez posted an efficient, 17-for-25 passing game, throwing for 155 yards and a score while also rushing nine times for 44 yards.

Nine different Tar Heels caught passes from Lopez, including three each by Culliver, Caleb Hood and Javarius Green.

Former Tar Heel Conner Harrell, who transferred to Charlotte after the 2024 season, started at quarterback for the 49ers and completed 17 of 29 for 140 yards. Grayson Loftis relieved Harrell and connected on 8 of 12 for 110 yards with two interceptions.

Carolina took a quick, 7-0 lead in the first minute on a 51-yard touchdown catch by Culliver and led the entire game. The Tar Heel defense held the 49ers under 25 yards rushing in the opening two quarters but allowed Charlotte to mount long drives while controlling the clock late in the half.

The Tar Heels seized momentum when Charlotte missed a field goal after a six-minute drive late in the second quarter. Carolina took over with 2:51 to go and punched the ball downfield for the biggest score of the game. Davion Gause's 12-yard touchdown run with 13 seconds remaining in the second gave the Tar Heels a 17-3 lead at the break.

The UNC defense excelled in the final 30 minutes. The 49ers moved 55 yards on 10 plays before punting on the first possession of the second half, but Carolina held Charlotte to three consecutive punts and back-to-back interceptions on five second-half possessions.

STAT LEADERS

CAROLINA

Rushing	Att	Yds	TD
June	9	52	0
Lopez	9	44	0
Gause	5	30	1
Hood	5	15	0
Totals	**33**	**148**	**1**

Passing	C-A-I	Yds	TD
Lopez	17-25-0	155	1
Totals	**17-25-0**	**155**	

Receiving	No.	Yds	TD
Culliver	3	74	1
Green	3	31	0
Hood	3	14	0
Shipp	2	13	0
Totals	**17**	**155**	**1**

CHARLOTTE

Rushing	Att	Yds	TD
Stokes	10	7	0
Gainey Jr.	6	15	0
Rutledge	2	11	0
Totals	**29**	**21**	**0**

Passing	C-A-I	Yds	TD
Harrell	17-29-0	140	0
Loftis	8-12-2	110	0
Totals	**25-42-2**	**250**	**0**

Receiving	No.	Yds	TD
Nicholas	11	122	0
Mason	4	27	0
McGee	3	41	0
Totals	**25**	**250**	**0**

SCORING SUMMARY

Qtr	Time	Team	Scoring Play
1st	10:01	UNC	Culliver 51-yard pass from Lopez (Verhoff PAT)
1st	8:34	UNC	Verhoff 49-yard FG
2nd	12:40	CLT	Boyd 39-yard FG
2nd	0:13	UNC	Gause 12-yard rush (Verhoff PAT)
4th	10:46	UNC	Verhoff 33-yard FG

TAR HEELS OVERPOWER RICHMOND, 41-6

CHAPEL HILL, N.C.— North Carolina dominated from the opening whistle and rolled past Richmond, 41-6, on Saturday afternoon at Kenan Stadium.

Carolina scored on its first four possessions and had out-gained Richmond by a margin of 169 to -2 by five minutes into the second quarter. The Spiders mounted a handful of offensive drives to make things more respectable the rest of the way, but the game's outcome was essentially decided before halftime.

The Tar Heels (2-1) won their second game in a row and gave first-year head coach Bill Belichick his first collegiate home victory. Richmond fell to 1-2.

In its last two games, the UNC defense has held back-to-back opponents to just three points each while allowing a combined 145 rushing yards on 77 attempts, an average of just 1.9 yards per carry.

The Tar Heels have held two consecutive opponents without a touchdown for the first time since 2012, and Carolina has won 26 consecutive games over FCS opponents since 2000.

UNC's defense controlled the action throughout on Saturday, overwhelming the Richmond offensive line for two early sacks and helping the Tar Heels out-gain the Spiders, 136-12, in the opening 15 minutes. Richmond eventually mounted some offense late in the first half, only to see Carolina lead, 20-3, at the break.

UNC scored three consecutive touchdowns to start the second half and had a goal line stand on defense to put the game away.

The Tar Heel offensive line played well and opened holes while wearing down the smaller Spiders on a warm afternoon in Chapel Hill. Richmond controlled time of possession by almost 16 minutes but averaged just 3.2 yards per play in a frustrating offensive day.

True freshman running back Demon June gutted the Richmond defense, running 14 times for 148 yards and a score, averaging 10.6 yards per carry to lead seven UNC rushers. June had 59 yards on his first two carries of the game and was equally dominant in the fourth quarter, when he dashed almost untouched for a 45-yard score.

Gio Lopez started at quarterback for the third game in a row for UNC, completing 10 of 18 passes for 119 yards and two touchdowns while also running 11 times for 40 yards and a TD.

Jordan Shipp caught four passes from Lopez for 52 yards and two scores. Five different Carolina receivers caught Lopez's 10 completions.

The UNC first-half defense gave Spider quarterback Kyle Wickersham fits until Ashten Snelsire replaced him midway through the second quarter. Wickersham eventually returned to the game before heading to the locker room at the end of the third quarter with an apparent injury. Richmond passers completed 9 of 15 attempts for 75 yards with an interception in the game.

STAT LEADERS

CAROLINA

Rushing	Att	Yds	TD
June	14	148	1
Lopez	11	40	1
Gause	5	6	0
Totals	**31**	**193**	**2**

Passing	C-A-I	Yds	TD
Lopez	10-18-0	119	2
Newkirk	0-1-1	0	0
Totals	**10-19-1**	**119**	**2**

Receiving	No.	Yds	TD
Shipp	4	52	2
Johnson	3	30	0
June	1	19	0
Culliver	1	15	0
Totals	**10**	**119**	**2**

RICHMOND

Rushing	Att	Yds	TD
Foster-Powell	12	38	0
Snelsire	8	33	0
Creamer	7	28	0
Totals	**48**	**124**	**0**

Passing	C-A-I	Yds	TD
Wickersham	6-8-0	48	0
Snelsire	3-7-1	28	0
Totals	**9-15-1**	**75**	**0**

Receiving	No.	Yds	TD
Dawson	2	37	0
King	2	14	0
Steinfeldt	2	10	0
Totals	**9**	**75**	**0**

SCORING SUMMARY

Qtr	Time	Team	Scoring Play
1st	9:57	UNC	Verhoff 27-yard FG
1st	3:22	UNC	Shipp 29-yard pass from Lopez (Verhoff PAT)
2nd	14:51	UNC	Verhoff 22-yard FG
2nd	10:01	UNC	Lopez 1-yard rush (Verhoff PAT)
2nd	1:11	UR	Alsheskie 25-yard FG
3rd	2:06	UNC	Shipp 3-yard pass from Lopez (Verhoff PAT)
4th	14:00	UNC	Gbayor 62-yard fumble return (Verhoff PAT)
4th	8:13	UNC	June 45-yard rush (Verhoff PAT)
4th	0:06	UR	Alsheskie 28-yard FG

UCF DOWNS TAR HEELS, 34-9

ORLANDO - UCF dominated throughout and defeated North Carolina, 34-9, on Saturday afternoon at the Acrisure Bounce House.

Knights quarterback Tayven Jackson compiled 289 yards of total offense for UCF. He completed 25 of 32 passes for 223 yards and a touchdown while also running 10 times for 66 yards and score.

The Knights built a 20-3 halftime lead and never allowed the Tar Heels to mount a signifcant offensive threat in the first meeting between the two schools.

UCF (3-0) snapped Carolina's (2-2) two-game winning streak and starts its season with three consecutive wins for the second year in a row.

"I really liked the intensity our defense came out with to start the game," said Knights head coach Scott Frost afterward. "You know, the good thing on that side of the ball is that we got a lot of guys that can make game-changing plays and impact the game."

Gio Lopez threw two first-half interceptions to create short fields for UCF, while Jackson completed 16 of 20 passes in the first half for 148 yards and a touchdown.

In the second half, the Knights outscored Carolina, 14-6.

Overall, Lopez completed 11 of 14 attempts for 87 yards with two interceptions. Max Johnson replaced an injured Lopez late in the third quarter and finished 11 for 19 for 67 yards and a touchdown in mop-up duty.

UNC ran the ball 25 times for 63 yards, an average of 2.5 yards per attempt.

STAT LEADERS

CAROLINA

Rushing	Att	Yds	TD
June	10	50	0
Hall	6	19	0
Totals	**25**	**63**	**0**

Passing	C-A-I	Yds	TD
Lopez	11-14-2	87	0
Johnson	11-19-0	67	1
Totals	**22-33-2**	**154**	**1**

Receiving	No.	Yds	TD
Clower	4	34	0
Shipp	3	44	0
Johnson	3	23	0
Totals	**22**	**154**	**1**

UCF

Rushing	Att	Yds	TD
Jackson	10	66	1
Montgomery	12	35	1
Nixon	11	10	1
Totals	**34**	**143**	**3**

Passing	C-A-I	Yds	TD
Jackson	25-32-0	223	1
Totals	**25-32-0**	**223**	**1**

Receiving	No.	Yds	TD
Wade	5	47	0
Thomas Jr.	5	31	0
Nixon	4	41	0
Fox	2	28	1
Totals	**25**	**223**	**1**

SCORING SUMMARY

Qtr	Time	Team	Scoring Play
1st	8:23	UCF	Jackson 13-yard rush (PAT)
1st	4:51	UCF	Ruelas 36-yard FG
2nd	10:03	UCF	Ruelas 41-yard FG
2nd	1:23	UNC	Verhoff 40-yard FG
2nd	0:13	UCF	Fox 17-yard pass from Jackson (Ruelas PAT)
3rd	9:51	UCF	Montgomery 1-yard rush (Ruelas PAT)
3rd	1:06	UNC	Paysour 8-yard pass from Jackson (2-pt failed)
4th	1:54	UCF	Nixon 5-yard rush (Ruelas PAT)

CLEMSON DOWNS TAR HEELS, 38-10

CHAPEL HILL, N.C. - Clemson exploded for a 28-3, first quarter lead and cruised to a 38-10 win at North Carolina on Saturday afternoon at Kenan Stadium.

The Tigers snapped their two-game losing streak, improving to 2-3 overall and 1-2 in the Atlantic Coast Conference. The Tar Heels dropped their second game in a row and fell to 2-3, 0-1 in their conference opener.

Clemson started with a splash, taking a 7-0 lead just 11 seconds into the game on its first play from scrimmage, a 75-yard scoring toss from wide receiver Antonio Williams to T.J. Moore on a double pass that started with quarterback Cade Klubnik.

After the Tar Heels responded with a field goal, the Tigers moved quickly for another touchdown, this one on a 35-yard pass from Klubnik to Adam Randall to cap a three-play, 75-yard drive and make it 14-3 Tigers just over six minutes into the first quarter.

Clemson made it 21-3 on another splash play, this time a 45-yard toss from Klubnik to Christian Bentancur. Another score with just a second left in the first quarter made the score 28-3, and the Tigers led, 35-3, at halftime.

"Today was a disappointing outcome for us," UNC head coach Bill Belichick said. "I thought we had a good week. I think we were ready to go, but unfortunately, we gave up some big plays early in the game and that really tilted the game, and we're just not ready to be able to recover. The big plays in the passing game, I mean, we probably gave up 200 yards of passing on five plays."

Clemson posted 367 total yards in the first half to 78 for Carolina with advantages of 326 to 66 in passing yards and 14 to 5 in first downs.

Things didn't get much better for UNC in the second half. Neither team scored in the third quarter. Clemson took a 38-3 lead on a field goal with 13:20 left in the game, and Carolina scored its only touchdown on an 11-yard rush by Benjamin Hall with 10:25 remaining to cut the deficit to 38-10.

Klubnik shined for the Tigers, completing 22 of 24 passes for 254 yards and four touchdowns before leaving the game in the third quarter. Thirteen different Clemson players caught passes in a dominant day through the air, including eight with multiple receptions.

With quarterback Gio Lopez missing the game due to injury, Max Johnson made his first start of the season, his second start as a Tar Heel and his first since his devastating knee injury in the 2024 season opener at Minnesota. Johnson finished 26 for 42 through the air for 213 yards without a touchdown or interception.

Jordan Shipp led Carolina with five catches for 41 yards, while Shanard Clower added four catches and Demon June had four grabs along with five carries for 16 yards.

STAT LEADERS

CAROLINA

Rushing	Att	Yds	TD
Hall	5	24	1
June	5	16	0
Totals	**18**	**57**	**1**

Passing	C-A-I	Yds	TD
Johnson	26-42-0	213	0
Totals	**26-42-0**	**213**	**0**

Receiving	No.	Yds	TD
Shipp	5	41	0
Clower	4	24	0
Johnson	3	30	0
Totals	**26**	**213**	**0**

CLEMSON

Rushing	Att	Yds	TD
Randall	8	30	0
Davidson	7	25	0
Totals	**31**	**89**	**0**

Passing	C-A-I	Yds	TD
Klubnik	22-24-0	254	4
Williams	1-1-0	75	1
Totals	**30-39-0**	**399**	**5**

Receiving	No.	Yds	TD
Moore	5	108	1
Williams	5	37	0
Randall	4	73	2
Bentancur	2	53	2
Totals	**30**	**399**	**5**

SCORING SUMMARY

Qtr	Time	Team	Scoring Play
1st	14:49	CLEM	Moore 75-yard pass from Williams (Hauser PAT)
1st	10:02	UNC	Verhoff 35-yard FG
1st	8:54	CLEM	Randall 35-yard pass from Klubnik (Hauser PAT)
1st	4:15	CLEM	Bentancur 45-yard pass from Klubnik (Hauser PAT)
1st	0:01	CLEM	Randall 23-yard pass from Klubnik (Hauser PAT)
2nd	2:02	CLEM	Bentancur 8-yard pass from Klubnik (Hauser PAT)
4th	13:20	CLEM	Hauser 27-yard FG
4th	10:25	UNC	Hall 11-yard rush (Verhoff PAT)

LATE RALLY COMES UP SHORT AT CAL, 21-18

CHAPEL HILL, N.C. - Cal recovered a North Carolina fumble in the final four minutes just as the Tar Heels were poised to take their first lead, preserving a 21-18 win over UNC on Friday night at California Memorial Stadium.

With Carolina controlling the momentum and seemingly poised to take the lead with 3:48 to play, the Golden Bears forced Nathan Leacock to fumble at the one-yard line, just as it appeared he was ready to give the Tar Heels a late lead. Cal recovered the ball in the end zone to preserve its 21-18 advantage.

UNC played one of its better games of the season overall and put forth its best effort of the Fall against a major college opponent but dropped its third consecutive game to fall to 2-4, 0-2 in the Atlantic Coast Conference. Cal improved to 5-2, 2-1 ACC.

"Obviously, a real competitive game here," Tar Heel head coach Bill Belichick said in his postgame press conference. "A couple of big mistakes hurt us, but a lot of things we could have done better in all three phases. So just came up a little bit short today, here, couple of inches, I guess, on the touchdown, on the fumble. But just keep working on things that obviously we need to do a better job of. Third-and-long on defense, third-down conversions on offense, ball security, things like that."

Carolina's second-half rushing attack gave it the advantage in time of possession by the late stages of the game despite Cal's early-game offensive success.

The Tar Heels mounted their second consecutive 11-play drive midway through the fourth quarter and were within a yard of taking the lead before Leacock's red zone fumble.

UNC ran for 120 yards, averaging 4.1 yards per carry, while limiting the Golden Bears to 2.6 yards per attempt.

Gio Lopez returned to the lineup at quarterback for Carolina, starting the game and going the distance after missing the Clemson game due to injury. Lopez completed 19 of 35 passing attempts for 167 yards. Benjamin Hall ran 14 times for 68 to lead UNC on the ground.

Jaron-Keawe Sagapolutele connected on 21 of 39 attempts for 209 yards and a touchdown for Cal. Kendrick Raphael ran it 22 times for 81 yards and a score, and Jacob De Jesus caught 13 passes for 105 yards and a TD.

STAT LEADERS

CAROLINA

Rushing	Att	Yds	TD
Hall	14	68	1
Gause	6	31	1
Totals	**29**	**120**	**2**

Passing	C-A-I	Yds	TD
Lopez	19-35-0	167	0
Totals	19-35-0	167	0

Receiving	No.	Yds	TD
Paysour	6	101	0
Shipp	4	19	0
Clower	3	33	0
Totals	**34**	**167**	**0**

CALIFORNIA

Rushing	Att	Yds	TD
Raphael	22	81	1
Johnson	10	10	0
Totals	**31**	**80**	**2**

Passing	C-A-I	Yds	TD
Sagapolutele	21-39-0	209	1
Brown	1-1-0	5	0
Totals	**22-40-0**	**214**	**1**

Receiving	No.	Yds	TD
De Jesus	13	105	1
King	3	54	0
Raphael	2	15	0
Adams	1	18	0
Totals	**22**	**214**	**1**

SCORING SUMMARY

Qtr	Time	Team	Scoring Play
1st	12:48	CAL	#3 J.Sagapolutele 3 yd rush (#91 C.Meyer kick)
1st	4:48	UNC	#28 B.Hall 18 yd rush (#90 R.Verhoff kick)
1st	0:42	CAL	#21 J.De Jesus 7 yd pass from #3 J.Sagapolutele (#91 C.Meyer kick)
2nd	6:14	UNC	#90 R.Verhoff 41 yd FG
3rd	9:22	CAL	#1 K.Raphael 2 yd rush (#91 C.Meyer kick)
4th	12:14	UNC	#37 D.Gause 4 yd rush (#28 B.Hall pass from #7 G.Lopez)

2025 TAR HEEL SCORING SUMMARY

TCU

1st	#4 Hood 8-yard rush (Verhoff PAT)	7 plays	83 yards	3:59
3rd	#19 Johnson 2-yard pass from #14 Johnson (#90 Verhoff PAT)	10 plays	80 yards	6:22

CHARLOTTE

1st	#3 Culliver 51-yard pass from #7 Lopez (#90 Verhoff PAT)	3 plays	75 yards	0:59
1st	#90 Verhoff 49-yard FG	7 plays	34 yards	3:44
2nd	#37 Gause 12-yard rush (#90 Verhoff PAT)	11 plays	80 yards	2:38
4th	#90 Verhoff 33-yard FG	14 plays	40 yards	8:08

RICHMOND

1st	#90 Verhoff 27-yard FG	7 plays	58 yards	2:39
1st	#1 Shipp 29-yard Pass from #7 Lopez (#90 Verhoff PAT)	8 plays	62 yards	4:05
2nd	#90 Verhoff 22-yard FG	5 plays	21 yards	1:45
2nd	#7 Lopez 1-yard rush (#90 Verhoff PAT)	7 plays	36 yards	2:39
3rd	#1 Shipp 3-yard pass from #7 Lopez (#90 Verhoff PAT)	7 plays	34 yards	3:21
4th	#4 Gbayor 62-yard fumble return (#90 Verhoff PAT)	---	---	---
4th	#35 June 45-yard rush (#90 Verhoff PAT)	7 plays	72 yards	4:06

UCF

2nd	#90 Verhoff 40-yard FG	7 plays	29 yards	1:48
3rd	#8 Paysour 8-yard pass from #14 Johnson (2-pt failed)	19 plays	80 yards	8:40

CLEMSON

1st	#90 Verhoff 35-yard FG	10 plays	58 yards	4:39
4th	#28 Hall 11-yard rush (#90 Verhoff PAT)	5 plays	75 yards	2:55

CALIFORNIA

1st	#28 Hall 18-yard rush (#90 Verhoff PAT)	4 plays	70 yards	1:15
2nd	#90 Verhoff 41-yard FG	11 plays	45 yards	5:37
4th	#37 Gause 4-yard rush (#28 Hall from #7 Lopez 2-pt Conv.)	11 plays	84 yards	2:55

2025 SINGLE-GAME SUPERLATIVES

NORTH CAROLINA	HIGH	LOW
Points	41 vs. Richmond	9 at UCF
Scoring Margin	+35 vs. Richmond (41-6)	-34 vs. TCU (48-14)
First Downs	19 vs. Clemson	10 vs. TCU
Rushing Attempts	33 at Charlotte	18 vs. Clemson
Rushing Yards	193 vs. Richmond	50 vs. TCU
Rushing Touchdowns	2 (2x) last at California	0 at UCF
Passes Attempted	42 vs. Clemson	19 vs. Richmond
Pass Completions	26 vs. Clemson	10 vs. Richmond
Had Intercepted	2 at UCF	0 (3x) at Charlotte, vs. Clemson, at California
Passing Yards	213 vs. Clemson	154 at UCF
Passing Touchdowns	2 vs. Richmond	0 vs. Clemson
Total Plays	64 at California	49 vs. TCU
Total Yards	312 vs. Richmond	217 at UCF
Possession Time	29:38 at Charlotte	22:01 vs. Richmond
Fumbles	4 vs. TCU	0 (2x) at Charlotte, at UCF
Fumbles Lost	2 vs. TCU	0 (4x) at Charlotte, vs. Richmond, at UCF, vs. Clemson
Turnovers By	3 (2x) last at California	0 (2x) at Charlotte, vs. Clemson
Turnover Margin	+2 (2x) at Charlotte, vs. Richmond	-2 (2x) vs. TCU, at UCF
Penalties	8 vs. Clemson	3 vs. TCU
Yards Penalized	75 vs. Clemson	25 vs. TCU
Sacks By	2 (2x) vs. Richmond, vs. Clemson	0 (2x) vs. TCU, at UCF

OPPONENTS	HIGH	LOW
Points	48 by TCU	3 by Charlotte
First Downs	29 by TCU	15 by Richmond
Rushing Attempts	48 by Richmond	29 by Charlotte
Rushing Yards	258 by TCU	21 by Charlotte
Rushing Touchdowns	3 by UCF	0 (3x) by Charlotte, Richmond, Clemson
Passes Attempted	42 by Charlotte	15 by Richmond
Pass Completions	30 by Clemson	9 by Richmond
Had Intercepted	2 by Charlotte	0 (2x) by UCF, Clemson
Passing Yards	399 by Clemson	75 by Richmond
Passing Touchdowns	5 by Clemson	0 (2x) by Charlotte, Richmond
Total Plays	72 by TCU	63 by Richmond
Total Yards	542 by TCU	199 by Richmond
Possession Time	37:59 by Richmond	30:22 by Charlotte
Fumbles	3 (2x) by Charlotte, Richmond	0 by TCU
Fumbles Lost	1 (2x) by Richmond, Clemson	0 (4x) by TCU, Charlotte, UCF, California
Turnovers By	3 by Richmond	0 by UCF, California
Penalties	9 by California	2 by Richmond
Yards Penalized	85 by Clemson	8 by Richmond
Sacks By	2 (3x) by TCU, Richmond, UCF	0 by Charlotte

INDIVIDUAL TAR HEEL BESTS

Rushing Attempts: 14 by Demon June vs. Richmond
Rushing Yards: 148 by Demon June vs. Richmond
Rushing TDs: 1 (7x) last: Davion Gause at California
Longest Non-Scoring Run: 50 by Demon June vs. Richmond
Longest TD Run: 48 by Demon June vs. Richmond
Pass Attempts: 42 by Max Johnson vs. Clemson
Completions: 26 by Max Johnson vs. Clemson
Passes Had Intercepted: 0 (4x) last: Gio Lopez at California
Passing Yards: 213 by Max Johnson vs. Clemson
Touchdown Passes: 2 by Gio Lopez vs. Richmond
Longest TD Pass: 51 yards by Gio Lopez to Chris Culliver at Charlotte
Receptions: 6 by Kobe Paysour at California
Receiving Yards: 101 by Kobe Paysour at California
Touchdown Receptions: 2 by Jordan Shipp vs. Richmond
Total Offense Yards: 223 by Max Johnson vs. Clemson
Field Goals Attempted: 2 (3x) by Rece Verhoff last: vs. Clemson
Field Goals Made: 2 (2x) by Rece Verhoff last: vs. Richmond
Longest Field Goal Made: 49 yards by Rece Verhoff at Charlotte
Interceptions: 1 by Caleb Cost vs. TCU, 1 by Greg Smith at Charlotte, 1 by Malcolm Ziglar at Charlotte
Longest Interception Return: 30 by Greg Smith at Charlotte
Longest Punt Return: 22 by Will Hardy at Richmond
Longest Kickoff Return: 25 by Shanard Clower vs. Clemson
Punts: 6 (4x) by Tom Maginness last: at California
Highest Punting Average: 42.5 by Tom Maginness at Charlotte
Longest Punt: 60 by Tom Maginness vs. Clemson
Tackles: 11 by Andrew Simpson vs. TCU
Tackles for Losses: 2.0 (2x) last: Tyler Thompson at California
Quarterback Sacks: 2.0 (3x) last: Tyler Thompson at California

OPPONENT BESTS

Rushing Yards: 113 by Kevorian Barnes, TCU
Completions: 27 by Josh Hoover, TCU
Passing Yards: 284 by Josh Hoover, TCU
Receptions: 13 by Jacob De Jesus, California
Receiving Yards: 136 by Jordan Dwyer, TCU
Longest Field Goal: 41 by Noe Ruelas, UCF
Longest Punt: 49 by Bronson Long, Charlotte
Longest Interception Return: 25 yards (TD) by Bud Clark, TCU
Longest Punt Return (not a block): 17 by Bryant Wesco, Clemson
Longest Kickoff Return: 22 (2x) last: Tyler Brown, Clemson
Tackles: 10 (2x) last: Cade Uluave, California
Quarterback Sacks: 1.0 by Zachary Chapman, TCU, 1.0 by Jonathan Bax, TCU, 1.0 by Camden Byrd, Richmond, 1.0 by Lewis Carter, UCF, 1.0 by Sincere Edwards, UCF, 1.0 by Stephiylan Green, Clemson, 1.0 by Chris Victor, California

2025 TEAM STATISTICS

	UNC	OPP
Scoring	**112**	**150**
Points per game	18.7	25.0
Points Off Turnovers	7	27
First Downs	**92**	**130**
Rushing	36	46
Passing	46	72
Penalty	10	12
Rushing Yardage	**631**	**715**
Yards gained rushing	710	859
Yards lost rushing	79	144
Rushing attempts	164	208
Average per rush	3.8	3.4
Average per game	105.2	119.2
TDs Rushing	7	7
Passing Yardage	**975**	**1445**
Comp-Att-Int	107-175-4	138-205-4
Average per pass	5.6	7.0
Average per catch	9.1	10.5
Average per game	162.5	240.8
TDs Passing	5	9
Total offense	**1606**	**2160**
Total plays	339	413
Average per play	4.7	5.2
Average per game	267.7	360.0
Kick returns: #-Yards	**16-318**	**7-130**
Punt returns: #-Yards	**7-54**	**8-45**
Int returns: #-Yards	**4-41**	**4-45**
Kick return average	**19.9**	**18.6**
Punt return average	**7.7**	**5.6**
Int return average	**10.3**	**11.3**
Fumbles-Lost	**9-5**	**11-3**
Penalties-Yards	**29-301**	**35-313**
Average per game	50.2	52.2
Punts-Yards	**29-1182**	**25-945**
Average per punt	40.8	37.8
Net punt average	39.9	35.6
Kickoffs-Yards	**26-1672**	**30-1859**
Average per kick	64.3	62.0
Net kick average	41.0	41.1
Time of possession / game	**27:25**	**32:35**
3rd-down conversion	**24/74**	**34/82**
3rd-down pct	32%	41%
4th-down conversion	**7/10**	**11/15**

2025 TEAM STATISTICS

4th-down pct	70%	73%
Sacks by-Yards	**8-58**	**8-44**
Misc Yards	**0**	**0**
Touchdowns scored	**13**	**18**
Field goals - attempts	**7-8**	**8-9**
On-Side kicks	**0-0**	**1-1**
Red-zone scores	**(13-16) 81%**	**(16-23) 70%**
Red-zone touchdowns	**(9-16) 56%**	**(9-23) 39%**
PAT-attempts	**(11-11) 100%**	**(18-18) 100%**
2-point conversion-attempts	**(1-2) 50%**	**(0-0) 0%**
Attendance	**151500**	**96840**
Games / Avg per game	3/50500	3/32280
Neutral site games	-	0/0

Score by Periods

Team	1st	2nd	3rd	4th	OT	TOT
North Carolina	37	23	20	32	0	112
Opponents	59	36	35	20	0	150

2025 INDIVIDUAL STATISTICS

Rushing

Player	gp	att	gain	loss	net	avg	td	lg	avg/g
Demon June	6	42	280	4	276	6.6	1	50	46.0
Benjamin Hall	5	34	148	12	136	4.0	2	18	27.2
Gio Lopez	5	38	126	46	80	2.1	1	12	16.0
Davion Gause	6	23	76	1	75	3.3	2	17	12.5
Caleb Hood	5	16	50	6	44	2.8	1	9	8.8
Max Johnson	3	5	17	7	10	2.0	0	8	3.3
Nathan Leacock	5	1	6	0	6	6.0	0	6	1.2
Charleston French	2	1	3	0	3	3.0	0	3	1.5
Jaylen McGill	4	1	3	0	3	3.0	0	3	0.8
Jordan Shipp	6	1	1	0	1	1.0	0	1	0.2
Team	6	2	0	3	-3	-1.5	0	0	-0.5
Total	**6**	**164**	**710**	**79**	**631**	**3.8**	**7**	**50**	**105.2**
Opponents	**6**	**208**	**859**	**144**	**715**	**3.4**	**7**	**75**	**119.2**

Passing

Player	gp	effic	comp-att-int	pct	yds	td	lg	avg/g
Gio Lopez	5	112.8	61-102-3	59.8	597	3	51	119.4
Max Johnson	3	117.2	46-72-0	63.9	378	2	39	126.0
Au'Tori Newkirk	1	-200.0	0-1-1	0.0	0	0	0	0.0
Team	6	83.0	0-0-0	0.0	0	0	0	0.0
Total	**6**	**112.8**	**107-175-4**	**61.1**	**975**	**5**	**51**	**162.5**
Opponents	**6**	**137.1**	**138-205-4**	**67.3**	**1445**	**9**	**75**	**240.8**

Receiving

Player	gp	no.	yds	avg	td	lg	avg/g
Jordan Shipp	6	22	253	11.5	2	39	42.2
Shanard Clower	3	11	91	8.3	0	31	30.3
Jake Johnson	6	10	80	8.0	1	11	13.3
Demon June	6	9	34	3.8	0	19	5.7
Kobe Paysour	6	8	119	14.9	1	37	19.8
Javarius Green	5	8	110	13.8	0	39	22.0
Caleb Hood	5	6	29	4.8	0	15	5.8
Davion Gause	6	6	26	4.3	0	10	4.3
Chris Culliver	6	5	100	20.0	1	51	16.7
Benjamin Hall	5	5	24	4.8	0	14	4.8
Jordan Owens	6	4	30	7.5	0	19	5.0
Connor Cox	5	4	19	4.8	0	9	3.8
Nathan Leacock	5	4	36	9.0	0	18	7.2
Alex Taylor	4	2	12	6.0	0	6	3.0
Aziah Johnson	1	1	6	6.0	0	6	6.0
Charleston French	2	1	1	1.0	0	1	0.5
Jaylen McGill	4	1	11	11.0	0	11	2.8
Total	**6**	**107**	**975**	**9.1**	**5**	**51**	**162.5**
Opponents	**6**	**138**	**1445**	**10.5**	**9**	**75**	**240.8**

Punt Returns

Player	no.	yds	avg	td	lg
Will Hardy	5	47	9.4	0	22
Javarius Green	2	7	3.5	0	5
Total	**7**	**54**	**7.7**	**0**	**22**
Opponents	**8**	**45**	**5.6**	**0**	**17**

Interceptions

Player	no.	yds	avg	td	lg
Kaleb Cost	1	0	0.0	0	0
Gregory Smith III	1	30	30.0	0	30
Jaiden Patterson	1	7	7.0	0	7
Malcolm Ziglar	1	4	4.0	0	4
Total	**4**	**41**	**10.3**	**0**	**30**
Opponents	**4**	**45**	**11.3**	**1**	**25**

Kick Returns

Player	no.	yds	avg	td	lg
Jaylen McGill	6	126	21.0	0	32
Chris Culliver	5	102	20.4	0	23
Shanard Clower	4	82	20.5	0	25
Davion Gause	1	8	8.0	0	8
Total	**16**	**318**	**19.9**	**0**	**32**
Opponents	**7**	**130**	**18.6**	**0**	**22**

Fumbles Recovered

Player	no.	yds	avg	td	lg
Mikai Gbayor	1	0	0.0	1	0
Melkart Abou Jaoude	1	0	0.0	0	0
Nicco Maggio	1	0	0.0	0	0
Total	**3**	**0**	**0.0**	**1**	**0**
Opponents	**5**	**37**	**7.4**	**1**	**37**

2025 INDIVIDUAL STATISTICS

Scoring

			PAT						
Player	**td**	**fg**	**kick**	**rush**	**rcv**	**pass**	**dxp**	**saf**	**pts**
Rece Verhoff	-	7-8	11-11	-	-	-	-	-	32
Benjamin Hall	2	-	-	-	1	-	-	-	14
Davion Gause	2	-	-	-	-	-	-	-	12
Jordan Shipp	2	-	-	-	-	-	-	-	12
Caleb Hood	1	-	-	-	-	-	-	-	6
Kobe Paysour	1	-	-	-	-	-	-	-	6
Mikai Gbayor	1	-	-	-	-	-	-	-	6
Jake Johnson	1	-	-	-	-	-	-	-	6
Chris Culliver	1	-	-	-	-	-	-	-	6
Gio Lopez	1	-	-	-	-	1	-	-	6
Demon June	1	-	-	-	-	-	-	-	6
Total	**13**	**7-8**	**11-11**	**0**	**1**	**1**	**0**	**0**	**112**
Opponents	**18**	**8-9**	**18-18**	**0**	**0**	**0**	**0**	**0**	**150**

Field Goals

Player	**fg**	**pct.**	**01-19**	**20-29**	**30-39**	**40-49**	**50-99**	**lg**	**blk**
Rece Verhoff	7-8	87.5	0-0	2-2	2-2	3-3	0-1	49	0
Opponents	**8-9**	**88.9**	**0-0**	**3-4**	**4-4**	**1-1**	**0-0**	**41**	**0**

FG Sequence

Team Name	**North Carolina**	**Opponents**
TCU		(32),(33)
Charlotte	(49),(33)	(39),26
Richmond	(27),(22)	(25),(28)
UCF	(40)	(36),(),(41)
Clemson	(35),50	(27)
California	(41)	

Numbers in (parentheses) indicate field goal was made

Total Offense

Player	**g**	**plays**	**rush**	**pass**	**total**	**avg/g**
Gio Lopez	5	140	80	597	677	135.4
Max Johnson	3	77	10	378	388	129.3
Demon June	6	42	276	0	276	46.0
Benjamin Hall	5	34	136	0	136	27.2
Davion Gause	6	23	75	0	75	12.5
Caleb Hood	5	16	44	0	44	8.8
Nathan Leacock	5	1	6	0	6	1.2
Charleston French	2	1	3	0	3	1.5
Jaylen McGill	4	1	3	0	3	0.8
Jordan Shipp	6	1	1	0	1	0.2
Team	6	0	-3	0	-3	-0.5
Total	**6**	**339**	**631**	**975**	**1606**	**267.7**
Opponents	**6**	**413**	**715**	**1445**	**2160**	**360.0**

Punting

Player	**no.**	**yds**	**avg**	**lg**	**tb**	**fc**	**i20**	**50+**	**blk**
Tom Maginness	29	1182	40.8	60	0	13	11	3	0
Total	**29**	**1182**	**40.8**	**60**	**0**	**13**	**11**	**3**	**0**
Opponents	**25**	**945**	**37.8**	**49**	**0**	**15**	**5**	**0**	**0**

Kickoffs

Player	**no.**	**yds**	**avg**	**tb**	**ob**	**retn**	**net**	**ydln**
Rece Verhoff	26	1672	64.3	19	0			
Total	**26**	**1672**	**64.3**	**19**	**0**	**7**	**41**	**23**
Opponents	**30**	**1859**	**62.0**	**12**	**0**	**16**	**41.1**	**23**

2025 DEFENSIVE STATISTICS

			Tackles				Sacks	Pass defense			Fumbles		blkd	
##	Player	gp	ua	a	tot	tfl/yds	no-yds	int-yds	brup	qbh	fr-yds	ff	kick	saf
7	Khmori House	6	20	17	37	1.5-4	.	.	.	4	.	.	.	.
2	Andrew Simpson	6	18	16	34	6-27	2-19	.	1	1	.	.	.	.
21	Kaleb Cost	6	21	8	29	1-2	.	1-0	1	.	.	.	.	.
31	Will Hardy	6	13	9	22	1.5-2	.	.	.	.	.	.	.	.
5	Gavin Gibson	6	15	7	22	2-2	.	.	2	1	.	.	.	.
4	Mikai Gbayor	6	8	13	21	2-10	1-8	.	.	.	1-0	1	.	.
92	CJ Mims	6	11	9	20	1.5-8	1-7	.	.	.	.	1	.	.
91	Leroy Jackson	6	8	12	20	.	.	.	1	.	.	.	.	.
6	D'Antre Robinson	6	12	7	19	2-5	.	.	.	3	.	.	.	.
18	Jaiden Patterson	6	11	7	18	1-4	.	1-7	3	.	.	.	.	.
94	Isaiah Johnson	6	7	11	18	0.5-1	.	.	.	1	.	.	.	.
29	Marcus Allen	6	14	1	15	1-2	.	.	4	.	.	.	.	.
9	Melkart Abou Jaoude	6	11	4	15	2-9	2-9	.	.	2	1-0	.	.	.
1	Thaddeus Dixon	5	9	5	14	2-5	.	.	3	.	.	.	.	.
12	Gregory Smith III	6	7	4	11	.	.	1-30	.	.	.	.	.	.
41	Jonathan Agumadu	5	6	3	9	.	.	.	.	.	.	.	.	.
8	Smith Vilbert	6	7	2	9	3.5-6	.	.	.	.	.	.	.	.
16	Coleman Bryson	6	4	4	8	.	.	.	1	.	.	.	.	.
40	Tyler Thompson	6	6	1	7	2-15	2-15	.	.	1	.	1	.	.
15	Tre Miller	4	3	3	6	.	.	.	.	.	.	.	.	.
90	Xavier Lewis	5	2	3	5	.	.	.	.	.	.	.	.	.
25	Joseph Mupoyi	6	1	3	4	.	.	.	.	1	.	.	.	.
3	Malcolm Ziglar	6	.	4	4	.	.	1-4	.	.	.	.	.	.
20	Jalon Thompson	6	2	2	4	.	.	.	2	.	.	.	.	.
47	Austin Alexander	4	1	2	3	.	.	.	.	.	.	.	.	.
17	Peyton Waters	4	2	1	3	.	.	.	.	.	.	.	.	.
10	Pryce Yates	1	.	3	3	0.5-1	.	.	.	.	.	.	.	.
0	Ty White	4	2	1	3	.	.	.	.	.	.	.	.	.
95	Daniel Anderson	6	.	3	3	.	.	.	.	1	.	.	.	.
87	Trey Giddens	1	.	2	2	.	.	.	.	.	.	.	.	.
96	Nicco Maggio	2	.	2	2	.	.	.	.	.	1-0	.	.	.
54	Timir Hickman-Collins	4	1	1	2	.	.	.	.	.	.	.	.	.
26	Khalil Conley	6	1	.	1	.	.	.	.	.	.	.	.	.
68	Aidan Banfield	4	1	.	1	.	.	.	.	.	.	.	.	.
7	Gio Lopez	5	1	.	1	.	.	.	.	.	.	.	.	.
19	Reggie Love II	1	.	.	.	.	.	.	1	.	.	.	.	.
	Totals	**6**	**225**	**170**	**395**	**30-103**	**8-58**	**4-41**	**19**	**15**	**3-0**	**3**	**0**	**0**
	Opponents	6	193	152	345	33-103	8-44	4-45	19	24	5-37	6	0	0

2025 GAME-BY-GAME

		Rushing				Receiving				Passing				Kick Returns				Punt Returns				tot
Date	Opponent	no.	yds	td	lg	no.	yds	td	lg	cmp-att-int	yds	td	lg	no.	yds	td	lg	no.	yds	td	lg	off
09/01/2025	TCU	28	50	1	10	13	172	1	39	13-21-1	172	1	39	6	126	0	23	0	0	0	0	222
09/06/2025	at Charlotte	33	148	1	19	17	155	1	51	17-25-0	155	1	51	1	19	0	19	2	8	0	6	303
09/13/2025	Richmond	31	193	2	50	10	119	2	29	10-19-1	119	2	29	0	0	0	0	1	22	0	22	312
09/20/2025	at UCF	25	63	0	13	22	154	1	24	22-33-2	154	1	24	2	27	0	19	1	5	0	5	217
10/04/2025	Clemson	18	57	1	15	26	208	0	21	26-42-0	208	0	21	3	63	0	25	0	0	0	0	265
10/17/2025	at California	29	120	2	18	19	167	0	37	19-35-0	167	0	37	4	83	0	32	3	19	0	13	287
North Carolina		**164**	**631**	**7**	**50**	**107**	**975**	**5**	**51**	**107-175-4**	**975**	**5**	**51**	**16**	**318**	**0**	**32**	**7**	**54**	**0**	**22**	**1606**
Opponents		**208**	**715**	**7**	**75**	**138**	**1445**	**9**	**75**	**138-205-4**	**1445**	**9**	**75**	**7**	**130**	**0**	**22**	**8**	**45**	**0**	**17**	**2160**

North Carolina Averages

Games	Avg/ rush	Avg/ catch	Pass effic	KR avg	PR avg	All purpose avg/game	Total offense avg/game
6	3.8	9.1	112.8	19.9	7.7	336.5	267.7

		Tackles				Sacks	Fumble		Pass Defense			blkd	PAT attempts			off		
Date	Opponent	ua	a	total	tfl-yds	no-yds	ff	fr-yds	int-yds	qbh	brup	kick	kick	rush	rcv	saf	t/o	pts
09/01/2025	TCU	41	24	65	3.0-5	0-0	0	0-0	1-0	3	2	0	2-2	0	0	0	0	14
09/06/2025	at Charlotte	34	24	58	5.0-21	1-11	0	0-0	2-34	5	5	0	2-2	0	0	0	0	20
09/13/2025	Richmond	33	48	81	4.0-19	3-17	2	2-0	1-7	0	3	0	5-5	0	0	0	7	41
09/20/2025	at UCF	45	14	59	5.0-8	0-0	0	0-0	0-0	1	1	0	0-0	0	0	0	0	9
10/04/2025	Clemson	45	24	69	7.0-27	2-15	0	1-0	0-0	5	5	0	1-1	0	0	0	0	10
10/17/2025	at California	27	36	63	6.0-23	2-15	1	0-0	0-0	1	3	0	1-1	0	1	0	0	18
North Carolina		**225**	**170**	**395**	**30.0-103**	**8-58**	**3**	**3-0**	**4-41**	**15**	**19**	**0**	**11-11**	**0**	**1**	**0**	**7**	**112**
Opponents		**193**	**152**	**345**	**33.0-103**	**8-44**	**6**	**5-37**	**4-45**	**24**	**19**	**0**	**18-18**	**0**	**0**	**0**	**27**	**150**

		Punting									Field Goals			Kickoffs				
Date	Opponent	no.	yds	avg	long	blkd	tb	fc	50+	i20	md-att	long	blkd	no.	yds	avg	tb	ob
09/01/2025	TCU	6	233	38.8	51	0	0	3	1	1	0-0	0	0	3	195	65.0	3	0
09/06/2025	at Charlotte	6	255	42.5	55	0	0	4	1	4	2-2	49	0	5	325	65.0	5	0
09/13/2025	Richmond	2	82	41.0	48	0	0	0	0	1	2-2	27	0	8	514	64.3	4	0
09/20/2025	at UCF	3	118	39.3	48	0	0	2	0	1	1-1	40	0	3	195	65.0	2	0
10/04/2025	Clemson	6	242	40.3	60	0	0	1	1	0	1-2	35	0	3	185	61.7	2	0
10/17/2025	at California	6	252	42.0	48	0	0	3	0	4	1-1	41	0	4	258	64.5	3	0
North Carolina		**29**	**1182**	**40.8**	**60**	**0**	**0**	**13**	**3**	**11**	**7-8**	**49**	**0**	**26**	**1672**	**64.3**	**19**	**0**
Opponents		**25**	**945**	**37.8**	**49**	**0**	**0**	**15**	**0**	**5**	**8-9**	**41**	**0**	**30**	**1859**	**62.0**	**12**	**0**

2025 GAME-BY-GAME COMPARISON

Opponent	Score	First Downs Total	First Downs Rush	First Downs Pass	First Downs Pen	Rushing Number-Yards	Passing Comp-Att.-Int	Passing Yards	Total Offense Plays-Yards	Return Yards	Turn-Overs
TCU	14-48	10 / 29	3 / 12	7 / 16	0 / 1	28-50 / 35-258	13-21-1 / 27-37-1	172 / 284	49-222 / 72-542	126 / 62	3 / 1
Charlotte	20-3	15 / 21	8 / 3	6 / 16	1 / 2	33-148 / 29-21	17-25-0 / 25-42-2	155 / 250	58-303 / 71-271	61 / 5	0 / 2
Richmond	41-6	16 / 15	6 / 8	8 / 4	2 / 3	31-193 / 48-124	10-19-1 / 9-15-1	119 / 75	50-312 / 63-199	29 / 86	1 / 3
UCF	9-34	14 / 23	7 / 9	7 / 12	0 / 2	25-63 / 34-143	22-33-2 / 25-32-0	154 / 223	58-217 / 66-366	32 / 24	2 / 0
Clemson	10-38	19 / 23	5 / 8	11 / 13	3 / 2	18-57 / 31-89	26-42-0 / 30-39-0	208 / 399	60-265 / 70-488	63 / 49	0 / 1
California	18-21	18 / 19	7 / 6	7 / 11	4 / 2	29-120 / 31-80	19-35-0 / 22-40-0	167 / 214	64-287 / 71-294	102 / 31	3 / 0
Totals	**112-150**	**92 / 130**	**36 / 46**	**46 / 72**	**10 / 12**	**164-631 / 208-715**	**107-175-4 / 138-205-4**	**975 / 1445**	**339-1606 / 413-2160**	**413 / 257**	**9 / 7**

Opponents	3rd Down Conversion	4th Down Conversion	Time of Possession	TOP Margin	Avg Yds/Rush	Avg Yds/Pass	Avg Yds/Play	Punting Number-Avg	Penalties Number-Yards	Sacks
TCU	1-10 / 7-12	1-1 / 1-1	27:51 / 32:09	-04:18	1.8 / 7.4	8.2 / 7.7	4.5 / 7.5	6-38.8 / 2-30.0	3-25.0 / 5-58.0	0 / 2
Charlotte	5-15 / 7-16	1-2 / 0-1	29:38 / 30:22	-00:44	4.5 / 0.7	6.2 / 6.0	5.2 / 3.8	6-42.5 / 6-38.5	5-55.0 / 5-43.0	1 / 0
Richmond	6-11 / 5-13	0-0 / 1-3	22:01 / 37:59	-15:58	6.2 / 2.6	6.3 / 5.0	6.2 / 3.2	2-41.0 / 4-40.8	4-50.0 / 2-8.0	3 / 2
UCF	5-13 / 5-13	3-4 / 4-4	26:13 / 33:47	-07:34	2.5 / 4.2	4.7 / 7.0	3.7 / 5.5	3-39.3 / 2-40.0	5-50.0 / 7-40.0	0 / 2
Clemson	2-11 / 4-12	0-1 / 3-4	27:35 / 32:25	-04:50	3.2 / 2.9	5.0 / 10.2	4.4 / 7.0	6-40.3 / 3-39.0	8-75.0 / 7-85.0	2 / 1
California	5-14 / 6-16	2-2 / 2-2	31:10 / 28:50	02:20	4.1 / 2.6	4.8 / 5.4	4.5 / 4.1	6-42.0 / 8-36.8	4-46.0 / 9-79.0	2 / 1
Totals	**24-74 / 34-82**	**7-10 / 11-15**	**164:28 / 195:32**	**-31:04**	**3.8 / 3.4**	**5.6 / 7.0**	**4.7 / 5.2**	**29-40.8 / 25-37.8**	**29-301.0 / 35-313.0**	**8 / 8**

Note: Game totals are displayed in the format TEAM/OPPONENT for each category

2025 RED ZONE RESULTS

North Carolina Inside Opponent Red-Zone

Date	Opponent		Score	Times In RZ	Times Scored	Total Pts	TDs	Rush TDs	Pass TDs	FGs Made	Failed to score inside RZ FGA	Down	Int	Fumb	Half	Game
09/01/2025	TCU	L	14-48	2	2	14	2	1	1	0	0	0	0	0	0	0
09/06/2025	at Charlotte	W	20-3	2	2	10	1	1	0	1	1	0	0	0	0	0
09/13/2025	Richmond	W	41-6	5	4	20	2	1	1	2	2	0	1	0	0	0
09/20/2025	at UCF	L	9-34	2	1	6	1	0	1	0	0	0	1	0	0	0
10/04/2025	Clemson	L	10-38	2	2	10	1	1	0	1	1	0	0	0	0	0
10/17/2025	at California	L	18-21	3	2	15	2	2	0	0	0	0	0	1	0	0
	Totals 13 of 16 (81.3%)			**16**	**13**	**75**	**9**	**6**	**3**	**4**	**4**	**0**	**2**	**1**	**0**	**0**

Opponents Inside North Carolina Red-Zone

Date	Opponent		Score	Times In RZ	Times Scored	Total Pts	TDs	Rush TDs	Pass TDs	FGs Made	Failed to score inside RZ FGA	Down	Int	Fumb	Half	Game
09/01/2025	TCU	L	14-48	5	3	13	1	0	1	2	2	0	1	0	0	1
09/06/2025	Charlotte	W	20-3	3	0	0	0	0	0	0	1	1	1	0	0	0
09/13/2025	Richmond	W	41-6	3	2	6	0	0	0	2	2	1	0	0	0	0
09/20/2025	UCF	L	9-34	6	6	34	4	3	1	2	2	0	0	0	0	0
10/04/2025	Clemson	L	10-38	3	2	10	1	0	1	1	1	0	0	1	0	0
10/17/2025	California	L	18-21	3	3	21	3	2	1	0	0	0	0	0	0	0
	Totals 16 of 23 (69.6%)			**23**	**16**	**84**	**9**	**5**	**4**	**7**	**8**	**2**	**2**	**1**	**0**	**1**

2025 TEAM GAME HIGHS

RUSHES	33	at Charlotte (09/06/2025)
YARDS RUSHING	193	Richmond (09/13/2025)
YARDS PER RUSH	6.2	Richmond (09/13/2025)
TD RUSHES	2	at California (10/17/2025)
	2	Richmond (09/13/2025)
PASS ATTEMPTS	42	Clemson (10/04/2025)
PASS COMPLETIONS	26	Clemson (10/04/2025)
YARDS PASSING	208	Clemson (10/04/2025)
YARDS PER PASS	8.2	TCU (09/01/2025)
TD PASSES	2	Richmond (09/13/2025)
TOTAL PLAYS	64	at California (10/17/2025)
TOTAL OFFENSE	312	Richmond (09/13/2025)
YARDS PER PLAY	6.2	Richmond (09/13/2025)
POINTS	41	Richmond (09/13/2025)
SACKS BY	3	Richmond (09/13/2025)
FIRST DOWNS	19	Clemson (10/04/2025)
PENALTIES	8	Clemson (10/04/2025)
PENALTY YARDS	75	Clemson (10/04/2025)
TURNOVERS	3	at California (10/17/2025)
	3	TCU (09/01/2025)
PUNTS	6	at California (10/17/2025)
	6	Clemson (10/04/2025)
	6	at Charlotte (09/06/2025)
	6	TCU (09/01/2025)
PUNTING AVG	42.5	at Charlotte (09/06/2025)
LONG PUNT	60	Clemson (10/04/2025)
PUNTS INSIDE 20	4	at California (10/17/2025)
	4	at Charlotte (09/06/2025)
LONG PUNT RETURN	22	Richmond (09/13/2025)

2025 INDIVIDUAL GAME HIGHS

RUSHES	14	Benjamin Hall at California (10/17/2025)
	14	Demon June vs Richmond (09/13/2025)
YARDS RUSHING	148	Demon June vs Richmond (09/13/2025)
TD RUSHES	1	Benjamin Hall at California (10/17/2025)
	1	Davion Gause at California (10/17/2025)
	1	Benjamin Hall vs Clemson (10/04/2025)
	1	Gio Lopez vs Richmond (09/13/2025)
	1	Demon June vs Richmond (09/13/2025)
	1	Davion Gause at Charlotte (09/06/2025)
	1	Caleb Hood vs TCU (09/01/2025)
LONG RUSH	50	Demon June vs Richmond (09/13/2025)
PASS ATTEMPTS	42	Max Johnson vs Clemson (10/04/2025)
PASS COMPLETIONS	26	Max Johnson vs Clemson (10/04/2025)
YARDS PASSING	208	Max Johnson vs Clemson (10/04/2025)
TD PASSES	2	Gio Lopez vs Richmond (09/13/2025)
LONG PASS	51	Gio Lopez at Charlotte (09/06/2025)
RECEPTIONS	6	Kobe Paysour at California (10/17/2025)
YARDS RECEIVING	101	Kobe Paysour at California (10/17/2025)
TD RECEPTIONS	2	Jordan Shipp vs Richmond (09/13/2025)
LONG RECEPTION	51	Chris Culliver at Charlotte (09/06/2025)
PUNTS	6	Tom Maginness at California (10/17/2025)
	6	Tom Maginness vs Clemson (10/04/2025)
	6	Tom Maginness at Charlotte (09/06/2025)
	6	Tom Maginness vs TCU (09/01/2025)
PUNTING AVG	42.5	Tom Maginness at Charlotte (09/06/2025)
LONG PUNT	60	Tom Maginness vs Clemson (10/04/2025)
PUNTS INSIDE 20	4	Tom Maginness at California (10/17/2025)
	4	Tom Maginness at Charlotte (09/06/2025)
LONG PUNT RETURN	22	Will Hardy vs Richmond (09/13/2025)
LONG KICKOFF RETURN	32	Jaylen McGill at California (10/17/2025)
TACKLES	11	Andrew Simpson vs TCU (09/01/2025)
SACKS	2	Tyler Thompson at California (10/17/2025)
	2	Melkart Abou Jaoude vs Richmond (09/13/2025)
TACKLES FOR LOSS	2	Tyler Thompson at California (10/17/2025)
	2	Melkart Abou Jaoude vs Richmond (09/13/2025)
	2	Andrew Simpson at Charlotte (09/06/2025)