

CAROLINA

WOMEN'S BASKETBALL



WOMEN'S BASKETBALL NCAA TITAN TROPHY 2006	WOMEN'S BASKETBALL NCAA FRANK POPE 2007	WOMEN'S BASKETBALL NCAA ELITE 2008	WOMEN'S BASKETBALL NCAA SWEET 16 2009	WOMEN'S BASKETBALL NCAA SWEET 16 2010	WOMEN'S BASKETBALL NCAA SWEET 16 2011	WOMEN'S BASKETBALL NCAA SWEET 16 2012	WOMEN'S BASKETBALL NCAA SWEET 16 2013	WOMEN'S BASKETBALL NCAA SWEET 16 2014	WOMEN'S BASKETBALL NCAA SWEET 16 2015	WOMEN'S BASKETBALL NCAA SWEET 16 2016	WOMEN'S BASKETBALL NCAA SWEET 16 2017	WOMEN'S BASKETBALL NCAA SWEET 16 2018	WOMEN'S BASKETBALL NCAA SWEET 16 2019	WOMEN'S BASKETBALL NCAA SWEET 16 2020	WOMEN'S BASKETBALL NCAA SWEET 16 2021	WOMEN'S BASKETBALL NCAA SWEET 16 2022	WOMEN'S BASKETBALL NCAA SWEET 16 2023	WOMEN'S BASKETBALL NCAA SWEET 16 2024
--	--	---	--	--	--	--	--	--	--	--	--	--	--	--	--	--	--	--

PLAYING AT CAROLINA
IS AN HONOR
WINNING AT CAROLINA
IS A TRADITION.

fter
to
or
on,
nd
ier



THIS IS CAROLINA BASKETBALL

TABLE OF CONTENTS

Table of Contents.....	1
Quick Facts	2
2025-26 Roster	3
Roster Breakdown.....	4
2025-26 Schedule.....	5
Head Coach Courtney Banghart.....	6
Assistant Coaches/Support Staff	7-11
Player Pages.....	12-23
2024-25 Season Review.....	24-38
Program Historical Timeline.....	39-40
All-Time Results and Coaching Records.....	41
Career Records.....	42
Single Season Records - Individual	43
Single Game Records	44
Single Season Records - Team	45-46
All-Time 30/40-Point Games.....	46
Season-by-Season Bests	47-49
Carmichael Arena History.....	50-51
ACC Awards and Honors.....	52-54
Retired and Honored Jerseys.....	55-56
All-America Honorees	57-58
1,000 Point Scorers	59-65
1994 National Champions	66-68
Tar Heels in the WNBA.....	69-70
Letterwinners by Name.....	71-72
Letterwinners by Number	73-75

ACC Tournament History.....	76-78
NCAA Tournament History	79-80
Non-Conference Series History.....	81-82
ACC Series History/Records	83-88
All-Time Series Results/Records.....	89-102
Records Against Ranked Opponents	103-113
Year-by-Year History.....	114-123

ATHLETIC COMMUNICATIONS

Director of Communications..... Madeline Marshall
 Email..... Madeline.Marshall@unc.edu
 Cell.....984-363-3573

The 2025-26 University of North Carolina Women's Basketball media guide was published by the UNC Athletic Communications office.

Written/Edited By: Madeline Marshall
Special Thanks: Matt Krause
Editorial Assistance: Walker Brooks, Samantha Chavis, Steve Kirschner, Kennedy Turner
Photography: Jeff Camarati, Kayla Davis
Graphics: Kayla Davis, Bridget Height



BASKETBALL...

QUICK FACTS

TEAM INFORMATION

2024-25 Overall Record	29-8
ACC Record	13-5
Regular-Season Finish	T-4th
ACC Tournament Finish	Semifinal
Postseason	NCAA Sweet 16
Home Record	12-4
Away Record	9-1
Neutral Record	7-2
2024-25 Overall Record	29-8
Letterwinners Returning/Lost	8/5
Starters Returning/Lost	2/3
Newcomers	6

COACHING STAFF

Head Coach	Courtney Banghart (Seventh Season)
Alma Mater	Dartmouth, 2000
Career Record	379-167 (19th Season)
Record at North Carolina	125-64 (Seventh Season)
Associate Head Coach	Joanne Aluka-White (Seventh Season)
Assistant Coach	Cory McNeill (Second Season)
Assistant Coach	Katherine Bixby (Second Season)
Assistant Coach	Daniel Metzfeld (Third Season)
Assistant Coach	Lexi Weger (First Season)
General Manager	Liz Roberts
Director of Basketball Operations	Shellie Greenman
Assistant Director of Recruiting	Jaelynn Murray

Director of Sports Performance	Andrew Graber
Athletic Trainer	Jodi Schneider
Graduate Assistant	Izzy Leazier
Student Assistant	Kayla McPherson

PROGRAM HISTORY

First season as varsity program	1974-75
All-time overall record	1,094-519
All-time ACC record	430-290
ACC Championships	Nine (tied most among conference teams)
ACC Tournament Record	66-39
NCAA Tournament appearances	31 (most in the ACC)
All-time NCAA Tournament record	53-31
NCAA Championships	One (1994)
Most recent NCAA Tournament appearance	2025 (Sweet 16)

GENERAL INFORMATION

School	University of North Carolina
City	Chapel Hill, N.C.
Founded	December 11, 1789
Enrollment	20,885 (Undergraduate - Fall 2025)
Nickname	Tar Heels
Home Court (Opened)	Carmichael Arena (1965)
Capacity	6,319
Affiliation	NCAA Division I
Conference	Atlantic Coast (ACC)



CAROLINA

2025-26 NORTH CAROLINA WOMEN'S BASKETBALL

#	NAME	POS.	HT.	YR.	EXP.	HOMETOWN / LAST SCHOOL
0	Lanie Grant	G	5-9	So.	1L	Midlothian, Va. / James River
1	Jordan Zubich	G	5-11	So.	1L	Mountain Iron, Minn. / Mountain-Iron Buhl
2	Nyla Harris	F	6-2	Sr.	TR	Orlando, Fla. / Louisville
3	Taliyah Henderson	G	6-1	Fr.	HS	Vail, Ariz. / Salpointe Catholic
4	Laila Hull	G	6-1	R-So.	1L	Zionsville, Ind. / Zionsville
5	Liza Astakhova	F	6-2	Fr.	HS	Moscow, Russia / Znaika School Russian Federation
7	Nyla Brooks	G	6-1	Fr.	HS	Waldorf, Md. / Bishop Ireton
10	Reniya Kelly	G	5-7	Jr.	2L	Hoover, Ala. / Hoover
15	Sydney Barker	G	5-7	Jr.	2L	Durham, N.C. / Jordan
17	Elina Aarnisalo	G	5-10	So.	TR	Helsinki, Finland / UCLA
21	Ciera Toomey	F	6-4	R-So.	1L	Dunmore, Pa. / Dunmore
24	Indya Nivar	G	5-10	Sr.	2L	Apex, N.C. / Stanford
26	Taissa Queiroz	G	6-1	Fr.	HS	Belo Horizonte, Brazil / Cardinal Newman
34	Blanca Thomas	C	6-5	So.	1L	Charlotte, N.C. / Charlotte Catholic

STAFF

Courtney Banghart – Head Coach (Dartmouth, Seventh Season)
 Joanne Aluka-White – Associate Head Coach (Middle Tennessee, Seventh Season)
 Cory McNeill – Assistant Coach (Morgan State, Second Season)
 Katherine Bixby - Assistant Coach (Ithaca, Second Season)
 Daniel Metzfeld - Assistant Coach (Trinity International, Third Season)
 Lexi Weger - Assistant Coach (Princeton, First Season)
 Liz Roberts - General Manager (North Carolina, Sixth Season)
 Shellie Greenman - Director of Operations (Emory and Henry, Second Season)
 Jaelynn Murray - Assistant Director of Recruiting (North Carolina, Third Season)
 Kayla McPherson - Student Assistant

CLASS BREAKDOWN

Seniors (2): Nyla Harris, Indya Nivar
 Juniors (2): Sydney Barker, Reniya Kelly
 Sophomores (6): Elina Aarnisalo, Lanie Grant, Laila Hull, Blanca Thomas, Ciera Toomey, Jordan Zubich
 Freshmen (4): Liza Astakhova, Nyla Brooks, Taliyah Henderson, Taissa Queiroz

PRONUNCIATION CHART

Elina Aarnisalo: are - KNEE - salo
 Liza Astakhova: LEE-Zuh AHH-STACK-oh-VUH
 Taliyah Henderson: TUH-lee-ah
 Laila Hull: LAY-luh
 Reniya Kelly: ruh-NIE-uh
 Indya Nivar: IN-dee-uh (like India) nuh-VAR
 Ciera Toomey: see-AIR-uh TOO-mee
 Jordan Zubich: ZOOB-ich

Courtney Banghart: BANG-hart
 Joanne Aluka-White: uh-LEW-kah
 Lexi Weger: WEE-ger



CAROLINA

BY ELIGIBILITY

SENIORS

Nyla Harris
Indya Nivar

JUNIORS

Sydney Barker
Reniya Kelly

SOPHOMORES

Elina Aarnisalo
Lanie Grant
Laila Hull
Blanca Thomas
Ciera Toomey
Jordan Zubich

FRESHMEN

Liza Astakhova
Nyla Brooks
Taliyah Henderson
Taissa Queiroz

BY HEIGHT

6-5

Blanca Thomas

6-4

Ciera Toomey

6-2

Liza Astakhova
Nyla Harris

6-1

Nyla Brooks
Taliyah Henderson
Laila Hull
Taissa Queiroz

5-11

Jordan Zubich

5-10

Elina Aarnisalo
Indya Nivar

5-9

Lanie Grant

5-7

Sydney Barker
Reniya Kelly

ALPHABETICALLY

17	Elina Aarnisalo	Helsinki, Finland
5	Liza Astakhova	Moscow, Russia
15	Sydney Barker	Durham, N.C.
7	Nyla Brooks	Waldorf, Md.
0	Lanie Grant	Midlothian, Va.
2	Nyla Harris	Orlando, Fla.
3	Taliyah Henderson	Vail, Ariz.
4	Laila Hull	Zionsville, Ind.
10	Reniya Kelly	Hoover, Ala.
24	Indya Nivar	Apex, N.C.
26	Taissa Queiroz	Belo Horizonte, Brazil
34	Blanca Thomas	Charlotte, N.C.
21	Ciera Toomey	Dunmore, Pa.
1	Jordan Zubich	Mountain Iron, Minn.

2025-26 ROSTER BREAKDOWN

STARTERS RETURNING

Reniya Kelly (Jr., G, 9.6 PPG, 2.7 RPG, 2.1 APG, 1.1 SPG)
Indya Nivar (Sr., G, 8.3 PPG, 4.5 RPG, 2.1 APG, 2.1 SPG)

LETTERWINNERS RETURNING

Lanie Grant (So., G, 7.3 PPG, 1.8 RPG, 1.1 APG, 0.4 SPG)
Ciera Toomey (R-So., F, 3.2 PPG, 2.2 RPG, 0.4 APG, 0.4 BPG)
Laila Hull (R-So., G, 2.6 PPG, 1.6 RPG, 0.3 APG, 0.4 SPG)
Blanca Thomas (So., C, 2.4 PPG, 3.5 RPG, 0.3 APG, 0.8 BPG)
Sydney Barker (Jr., G, 1.7 PPG, 0.2 RPG, 0.1 APG)
Jordan Zubich (So., G, 1.5 PPG, 0.3 RPG, 0.5 APG)

NEWCOMERS

Elina Aarnisalo (So., G, 5-10)
Liza Astakhova (Fr., F, 6-2)
Nyla Brooks (Fr., G, 6-1)
Nyla Harris (Sr., F, 6-2)
Taliyah Henderson (Fr., G, 6-1)
Taissa Queiroz (Fr., G, 6-1)

STARTERS LOST

Alyssa Ustby (Gr., F, 10.9 PPG, 9.5 RPG, 2.8 APG, 1.2 SPG)
Maria Gakdeng (Sr., C, 10.8 PPG, 7.6 RPG, 0.8 APG, 1.1 BPG)
Lexi Donarski (Gr., G, 10.7 PPG, 1.9 RPG, 1.4 APG, 1.2 SPG)

LETTERWINNERS LOST

Alyssa Ustby (Gr., F, 10.9 PPG, 9.5 RPG, 2.8 APG, 1.2 SPG)
Maria Gakdeng (Sr., C, 10.8 PPG, 7.6 RPG, 0.8 APG, 1.1 BPG)
Lexi Donarski (Gr., G, 10.7 PPG, 1.9 RPG, 1.4 APG, 1.2 SPG)
Trayanna Crisp (Jr., G, 5.6 PPG, 1.5 RPG, 1.1 APG, 0.5 SPG)

BY STATE/COUNTRY



ALABAMA
Kelly



ARIZONA
Henderson



BRAZIL
Queiroz



FINLAND
Aarnisalo



FLORIDA
Harris



INDIANA
Hull



MARYLAND
Brooks



MINNESOTA
Zubich



NORTH CAROLINA
Barker
Nivar
Thomas



PENNSYLVANIA
Toomey



RUSSIA
Astakhova



VIRGINIA
Grant

CAROLINA

2025-26 NORTH CAROLINA WOMEN'S BASKETBALL SCHEDULE

DAY	DATE	OPPONENT	SITE	TIME	TV
Thurs.	10/30	vs. South Carolina#	Atlanta, Ga.	6 P.M.	--
Mon.	11/3	NC Central	Chapel Hill, N.C.	11 A.M.	ACCNX
Thurs.	11/6	Elon	Chapel Hill, N.C.	7 P.M.	ACCNX
Thurs.	11/13	vs. UCLA!	Las Vegas, Nev.	9 P.M.	ESPN2
Sat.	11/15	vs. Fairfield!	Las Vegas, Nev.	6 P.M.	ESPN+
Thurs.	11/20	at N.C. A&T	Greensboro, N.C.	7 P.M.	FloCollege
Sun.	11/23	UNCG	Chapel Hill, N.C.	2 P.M.	ACC Network
Thurs.	11/27	vs. South Dakota St.\$	Cancun, Mexico	11 A.M.	FloCollege
Fri.	11/28	vs. Kansas State\$	Cancun, Mexico	11 A.M.	FloCollege
Sat.	11/29	vs. Columbia\$	Cancun, Mexico	1:30 P.M.	FloCollege
Thurs.	12/4	at Texas%	Austin, Texas	7 P.M.	ESPN2
Sun.	12/7	Boston	Chapel Hill, N.C.	NOON	ACC Network
Sun.	12/14	Louisville*	Chapel Hill, N.C.	4 P.M.	ACC Network
Wed.	12/17	UNCW	Chapel Hill, N.C.	8 P.M.	ACC Network
Sun.	12/21	Charleston So.	Chapel Hill, N.C.	2 P.M.	ACC Network
Mon.	12/29	at Boston College*	Chestnut Hill, Mass.	8 P.M.	ACC Network
Thurs.	1/1	Cal*	Chapel Hill, N.C.	NOON	ACC Network
Sun.	1/4	Stanford*	Chapel Hill, N.C.	NOON/1 P.M.	ESPN/ACC Network
Sun.	1/11	at Notre Dame*	South Bend, Ind.	1 P.M.	ESPN
Thurs.	1/15	Miami*	Chapel Hill, N.C.	7 P.M.	ACCNX
Sun.	1/18	at Florida State*	Tallahassee, Fla.	2 P.M.	The CW
Thurs.	1/22	at Georgia Tech*	Atlanta, Ga.	8 P.M.	ACC Network
Sun.	1/25	Syracuse*	Chapel Hill, N.C.	2 P.M.	The CW
Mon.	2/2	at NC State*	Raleigh, N.C.	6 P.M.	ESPN2
Thurs.	2/5	Clemson*	Chapel Hill, N.C.	6 P.M.	ACC Network
Sun.	2/8	at Wake Forest*	Winston-Salem, N.C.	2 P.M.	ACC Network
Thurs.	2/12	SMU*	Chapel Hill, N.C.	6 P.M.	ACC Network
Sun.	2/15	at Duke*	Durham, N.C.	1 P.M.	ABC
Thurs.	2/19	at Virginia Tech*	Blacksburg, Va.	6 P.M.	ACC Network
Sun.	2/22	Pittsburgh*	Chapel Hill, N.C.	NOON	ACC Network
Thurs.	2/26	at Virginia*	Charlottesville, Va.	7 P.M.	ACCNX
Sun.	3/1	Duke*	Chapel Hill, N.C.	NOON	ESPN

- All Times ET

- Exhibition Game (Atlanta, Ga.)

! - WBCA Challenge (Las Vegas, Nev.)

\$ - 2025 Cancun Challenge (Cancun, Mexico)

% - SEC/ACC Challenge

* - ACC Contest

@ - 2026 Ally ACC Women's Basketball Tournament (Duluth, Ga.)

CAROLINA

courtney BANGHART

Head Coach • 7th Season



When North Carolina selected Courtney Banghart as the fourth head coach in women's basketball program history, the University added another outstanding leader to its family of championship-winning head coaches. Banghart, honored by Fortune Magazine in 2015 as one of the World's 50 Greatest Leaders, was announced as the Tar Heel head coach on April 30, 2019.

Following the 2024-25 season, her sixth at UNC and 18th as a head coach, her career record stands at 379-167. Carolina is 125-64 in Banghart's tenure.

"Courtney Banghart has proven she knows how to lead students to wins both on and off the court," Carolina Director of Athletics Bubba Cunningham said upon her hiring. "She believes in developing strong character and a championship mentality, in recruiting and graduating players who want to serve their community, and in building relationships in and outside of her program. She is an outstanding addition to our department and University, and I am pleased to welcome Courtney and her family to our Carolina family."

She has led the Tar Heels to five consecutive NCAA Tournament appearances, including two Sweet 16 trips in 2022 and 2025. Earning a No. 3 seed this past season, UNC welcomed NCAA Tournament basketball to Carmichael Arena for the first time since 2015. Carolina rattled off two wins at home to advance to the regional semifinals for the 19th time in school history.

In 2019-20, she opened her UNC career with eight consecutive wins, the best start to a season since 2014-15. The 2020-21 team finished 13-11 in an abbreviated Covid season, reaching the NCAA Tournament in San Antonio, Texas.

In 2022-23, the Tar Heels finished 22-11, reaching the NCAA Tournament second round. They were ranked as high as sixth in the AP poll during the season, the program's highest spot since 2014-15. The 2023-24 Tar Heels finished 20-13, playing in the NCAA Tournament for the fourth year in a row and advancing to at least the second round for the third year in a row.

The 2024-25 season proved to be a high for Banghart and the Tar Heels with 29 wins for the most in a season since 2012-13. Carolina was a force on the road, with a 9-0 start for its best on the road since 2005-06, while an 8-0 start away in ACC games marked a new best in program history. Four Tar Heels also picked up ACC honors, including one first team honoree, two second team and one all-freshman.

Banghart has led her team to the NCAA Tournament in 13 of the past 15 tournaments.

Banghart was the 2015 Naismith National Coach of the Year after leading Princeton to a 30-0 regular season record. In 12 years as a head coach there, she amassed a 254-103 (.711) record, including a 137-31 (.816) mark against Ivy League opponents. Under her direction, the Tigers won seven Ivy League titles and reached the NCAA Tournament eight times. She accomplished all while emphasizing academic pursuit, service, and leadership.

Born and raised in New Hampshire, Banghart was a three-year starter at Dartmouth College, where she graduated with a bachelor's degree in neuroscience in 2000. She was a two-time first-team All-Ivy selection and owns the Ivy League record with 273 career three-pointers. In 1999, she earned the Ed Seitz Award as the top three-point specialist in the nation after connecting on a program-best 97 three-pointers.

After graduating from Dartmouth, she worked at Episcopal High School in Alexandria, Va., as the girls' athletic director and head coach of the girls' basketball and tennis teams — an experience, she says, that taught her the transformative power of teaching and coaching. She returned to her alma mater as an assistant coach from 2003-07 and won two Ivy League championships during her tenure as Dartmouth's recruiting coordinator. She also used that time to earn a master's degree in writing and leadership development.

In 2007, Banghart took over a Princeton program that had never played in the NCAA Tournament and transformed her team into a perennial NCAA participant that re-wrote both the Ivy League and Princeton record books. Over a dozen seasons, she helped the Tigers to a plethora of team and conference firsts and bests, including:

- The top regular-season record and longest winning streak across Division I, both women and men at 30-0 in 2015
- The highest NCAA tournament seed (No. 8) in program history
- The Ivy league's only at-large bid to the NCAA Tournament
- The highest AP poll and coaches poll ranking (No. 13) in program history
- The first ranking in the AP preseason poll in Ivy League women's basketball history

She also helped develop two AP and WBCA honorable-mention All-Americans, 20 first-team All-Ivy picks, nine second-team selections, two honorable mention recipients, three CoSIDA Academic All-Americans and 10 Winter Academic All-Ivy selections. She coached three Princeton players who advanced to the WNBA, including the program's first WNBA draft pick in 2018.

THE BANGHART FILE

HOMETOWN	AMHERST, NEW HAMPSHIRE
ALMA MATER	DARTMOUTH (2000)
CAREER RECORD	379-167 (.694)

YEAR-BY-YEAR RECORD

Year	School	W-L	Conf.	Postseason
2007-08	Princeton	7-23	4-10	--
2008-09	Princeton	14-14	9-5	--
2009-10	Princeton	26-3	14-0	NCAA First Round
2010-11	Princeton	24-5	13-1	NCAA First Round
2011-12	Princeton	24-5	14-0	NCAA First Round
2012-13	Princeton	22-7	13-1	NCAA First Round
2013-14	Princeton	21-9	11-3	WNIT Second Round
2014-15	Princeton	31-1	14-0	NCAA Second Round
2015-16	Princeton	23-6	12-2	NCAA First Round
2016-17	Princeton	16-14	9-5	WNIT First Round
2017-18	Princeton	24-6	12-2	NCAA First Round
2018-19	Princeton	22-10	12-2	NCAA First Round
2019-20	North Carolina	16-14	7-11	Covid-19/No Postseason
2020-21	North Carolina	13-11	8-9	NCAA First Round
2021-22	North Carolina	25-7	13-5	NCAA Sweet 16
2022-23	North Carolina	22-11	11-7	NCAA Second Round
2023-24	North Carolina	20-13	11-7	NCAA Second Round
2024-25	North Carolina	29-8	13-5	NCAA Sweet 16
Overall		379-167	200-75	
at Princeton		254-103	137-31	
at UNC		125-64	63-44	

COACHING CAREER

Year	School	Position
2019-Current	North Carolina	Head Coach
2007-19	Princeton	Head Coach
2003-07	Dartmouth	Assistant Coach

Banghart served as an assistant coach for the 2017 USA Basketball Women's U23 National Team, which won the inaugural U24 Four Nations Tournament in Tokyo.

She was inducted into the Dartmouth College Hall of Fame in 2004 and the New England Basketball Hall of Fame in 2006.

She lives in Chapel Hill with her spouse and three young children.



CAROLINA

joanne ALUKA-WHITE

Associate Head Coach • 7th Season



Joanne Aluka-White joined the North Carolina women's basketball staff in 2019 as an assistant coach, following seven seasons with the Charlotte 49ers. The 2025-26 campaign will be her seventh as a Tar Heel and second as the associate head coach.

Aluka-White was the associate head coach on the Charlotte women's basketball staff for two seasons, receiving the promotion before the 2017-18 campaign after serving previously as an assistant coach for the 49ers. She played a vital role on head coach Cara Consuegra's staff, overseeing the development of the post players.

Aluka-White has participated in several professional development and coaching seminars through the years, most recently the inaugural Next Chair event on the Charlotte campus in May 2019. She also has been selected for the NCAA Minority Coaches Forum for Basketball in Charlottesville, Virginia during the 2017 and 2018 springs. In June 2013, she was chosen to attend the Achieving Coaching Excellence (ACE) program, which is designed for minority coaches. It was funded by the NCAA

and the Advocates for Athletic Equity (AAE).

Prior to coming to Charlotte, Aluka-White spent from 2006-07 through 2011-12, as an assistant coach at FIU. During her six years with the Panthers, the program reached the 2011 and 2012 Sun Belt Tournament semifinals and earned an at-large bid to the postseason, competing in the WNIT for the first time since 2005-06. It capped the school's first 20-win campaign in the last 10 years and their second-straight 10-win Sun Belt record.

Aluka-White was a successful collegiate basketball player at Middle Tennessee. The Ohio Valley Conference Freshman of the Year in 1999, she scored more than 1,000 points during her career as a Blue Raider. She was voted team captain and helped MTSU capture an OVC Tournament championship, an NCAA Tournament ticket and two WNIT berths.

The culmination of her playing career came with her selection to Nigeria's national team and a trip to the 2004 Summer Olympics in Athens, Greece. Nigeria won the first Olympic game in

THE ALUKA-WHITE FILE

HOMETOWN	AUGUSTA, GEORGIA
ALMA MATER	MTSU (2001)
YEAR AT UNC	SEVENTH SEASON

COACHING CAREER

Year	School	Position
2024-Current	North Carolina	Associate Head Coach
2019-24	North Carolina	Assistant Coach
2017-19	Charlotte	Associate Head Coach
2012-17	Charlotte	Assistant Coach
2006-12	FIU	Assistant Coach

the country's history. She also saw playing time professionally in Europe prior to the Olympics, and while in Portugal, she led her team to the 2004 National Cup final.

Her playing career continued after the Olympics, when she returned the U.S. and played for the NWBL's Dallas Fury, where she was coached by Hall of Fame player Nancy Lieberman.

The Augusta, Ga., native graduated from Middle Tennessee in 2001 with a bachelor's degree in behavioral science. She stayed at MTSU to complete her master's degree in 2003 in health and human performance with a concentration in sport management.

Aluka-White and her husband Fred White are the parents of twins, Daniel and Gabrielle.

cory MCNEILL

Assistant Coach • 2nd Season



Cory McNeill joined the UNC women's basketball staff as an assistant coach in May of 2024 following five years at East Carolina. He brings to Carolina a wealth of experience in the collegiate ranks.

McNeill has made an impact at every stop. At ECU, he served as Associate Head Coach on Head Coach Kim McNeill's staff and was part of a resurgence in the program, including a conference championship and NCAA Tournament appearance in 2023.

Prior to that, he spent three seasons at Hartford, helping Hawks improve their win total in each season, culminating in a 23-11 mark in 2018-19 and the program's first appearance in the WNIT since 2013.

At Virginia, McNeill served on Head Coach Joanne Boyle's staff, helping the Cavaliers to a 90-71 record and three WNIT appearances, including back-to-back berths in 2015 and 2016.

McNeill served as an assistant coach at Georgetown from 2007-11. The Hoyas earned

back-to-back NCAA Tournament berths for the first time in program history in 2010 and 2011 and made a trip to the Sweet 16 in 2011. In addition, with McNeill's prowess as a defensive coach, Georgetown became one of the nation's leaders in forced turnovers and defensive field goal percentage.

His coaching career began at Coppin State. In five seasons, he led the Eagles to two Mid-Eastern Athletic Conference (MEAC) Championships, three regular-season MEAC Championships, two NCAA Tournament berths and a WNIT appearance.

McNeill played college basketball at Morgan State, where he received his bachelor's degree in finance in 2002. He earned a master's degree in public administration in 2005 from the University of Baltimore.

He is the father of 12-year-old twins, Gabby and Cayden McNeill.

"It is an honor to join the UNC women's basketball staff," McNeill said. "I'm extremely excited to step foot in Chapel Hill and begin my

THE MCNEILL FILE

HOMETOWN	BALTIMORE, MD.
ALMA MATER	MORGAN STATE (2002)
YEAR AT UNC	SECOND SEASON

COACHING CAREER

Year	School	Position
2024-Current	North Carolina	Assistant Coach
2019-24	East Carolina	Associate Head Coach
2016-19	Hartford	Assistant Coach
2011-16	Virginia	Assistant Coach
2007-11	Georgetown	Assistant Coach
2002-07	Coppin State	Assistant Coach

journey as a Tar Heel. I'm looking forward to immediately contributing my experience with recruiting, player development and assisting Coach Banghart with my basketball acumen.

"I want to thank Coach Banghart for the opportunity to work alongside her and the staff in continuing the legacy of this storied program in the ACC and nationally."



CAROLINA

katherine BIXBY

Assistant Coach • 2nd Season



Katherine Bixby enters her second season on the UNC women's basketball staff as an assistant coach heading into the 2025-26 campaign, boasting years of experience throughout the collegiate ranks.

"Throughout an extensive search process, Katherine's breadth of experience proved invaluable in an ever-changing landscape in college athletics," Banghart said. "A former head coach, Katherine brings value to so many key areas. She has served as a lead recruiter, she has developed players from all positional groups, and she's been a strategist on both sides of the ball. She is eager to be a teammate and to help further elevate this program and we are grateful to have her aboard."

Bixby, who brings more than 15 years of coaching experience to Chapel Hill, spent one season at Loyola of Maryland, where she helped engineer a program turnaround, with the Greyhounds going from 10-21 in 2022-23 to 16-15 last season. There she was part of the 2024 Patriot League Staff of the Year as Loyola registered its first winning season since 2010-11.

Prior to that, she spent six seasons as the head coach at Johns Hopkins, leading the Blue Jays to five-straight seasons of 17 or more wins, including back-to-back 20-win campaigns. Johns Hopkins won the regular-season conference title in 2023, and Bixby was the Centennial Conference Coach of the Year in 2019.

Throughout her time at JHU she maintained a standard of academic excellence, with her teams ranking in the WBCA National Academic Honor Roll four times.

She served as head coach at Dickinson College from 2014-17, including an 18-win season in 2017, and has been an assistant coach at Ithaca College. Her experience also includes a range of camps and clinics.

A graduate of Ithaca College, she was inducted into the school's hall of fame last fall for her basketball and lacrosse performance. She earned a Master of Arts in Teaching from Ithaca in 2012.

THE BIXBY FILE

HOMETOWN	PHILADELPHIA, PA.
ALMA MATER	ITHACA (2011)
YEAR AT UNC	SECOND SEASON

COACHING CAREER

Year	School	Position
2024-Current	North Carolina	Assistant Coach
2023-24	Loyola Maryland	Assistant Coach
2017-23	Johns Hopkins	Head Coach
2014-17	Dickinson	Head Coach
XXX	Ithaca	Assistant Coach

"I am thrilled to be starting a new chapter in the women's basketball program at the University of North Carolina," Bixby said. "Thank you to Coach Banghart for this incredible opportunity to join the Tar Heel community. I look forward to bringing my experience to this vibrant culture and working alongside superb colleagues and student-athletes."

daniel METZELFELD

Assistant Coach • 3rd Season



A familiar face returned to Carmichael Arena in August of 2023 as Daniel Metzfeld joined the UNC women's basketball staff as Director of Scouting and Video Operations and Assistant Coach. He was later promoted to assistant coach prior to the start of the 2023-24 season.

Metzfeld was also part of coach Courtney Banghart's first staff at UNC, serving as Director of Player Personnel, Development and Recruiting Operations for the 2019-20 season.

In between his stops in Chapel Hill, Metzfeld spent three seasons as an assistant coach with the women's basketball team at Davidson. During his time with the Wildcats, the team achieved its highest number of wins since joining the Atlantic 10 (18 wins in 2021-22) and made the program's fifth overall appearance in the postseason, playing three games in the Women's Basketball Invitational. Metzfeld coached mainly the Wildcat forwards and wings while also focusing on recruiting. He assisted in developing several players who received A-10 All-Rookie Team and All-Conference awards.

He also spent the 2018-19 season at Davidson as

Director of Player Development.

Metzfeld founded Train University Basketball and worked as a trainer and coach for All In Athletics in Highland Park, Ill., where he worked with junior, high, high school, college and professional clients.

He got his start in college coaching as an assistant women's basketball coach at his alma mater, Trinity International University, from 2013-17. While at Trinity he helped start and coach All In Athletics, the largest grassroots basketball program in the country from 2014-18.

After beginning his playing career at Indiana University East, Metzfeld spent his final three years as a standout guard for Trinity International in Deerfield, Ill. As a senior, Metzfeld was named team captain while leading his team in scoring at 14.6 points per game. His play earned him Chicagoland Collegiate Athletic Conference Honorable Mention as well as NCCAA All-Region team and the team's Most Outstanding Player Award. As an undergraduate, he coached AAU girls' basketball with Full Package Athletics.

THE METZELFELD FILE

HOMETOWN	INDIANAPOLIS, IND.
ALMA MATER	TRINITY INTERNATIONAL (2013)
YEAR AT UNC	THIRD SEASON

COACHING CAREER

Year	School	Position
2023-Current	North Carolina	Assistant Coach
2020-23	Davidson	Assistant Coach
2019-20	North Carolina	Director of Player Development
2018-19	Davidson	Director of Player Development
2013-17	Trinity International	Assistant Coach

A native of Indianapolis, Metzfeld graduated from Trinity International in 2013 with a degree in athletic training. He went on to earn a master's degree in administrative studies with a concentration in sports management from Missouri State in 2016.

CAROLINA

lexi WEGER

Assistant Coach • 1st Season



Lexi Weger, was named as an assistant coach with Carolina women's basketball following two seasons as a graduate assistant.

"I am deeply humbled and honored to be named an assistant coach of the North Carolina's Women's Basketball program. Having served as graduate assistant and then video coordinator during these past two years I've experienced, firsthand, the level of commitment from everyone in this program to building on a legacy of excellence. I'm grateful for every opportunity that has come my way and am ready to be a part of pursuing bold milestones and reaching new heights," said Weger. "To step into my first assistant coaching role with this caliber of program is a privilege I do not take lightly. I want to thank Coach Banghart for her trust and mentorship. I look forward to working alongside the extraordinary coaches and staff and with this immensely talented team that is Carolina Basketball!"

"Promoting Lexi was an easy and unanimous decision for our staff. Her "figure it out" mindset, diligent and thoughtful eye for scouting, and

ability to use film as an effective teaching tool have already made a significant impact," said Banghart. "Add to that, her relentless work ethic and reliability, and it's clear why she's earned this coveted role."

She joined the staff in 2023 after graduating from Princeton University with a degree in psychology. Weger played basketball at Princeton, where she was a four-time Ivy League champion. Her senior thesis was titled "Yes, Coach! Examining Athlete Willingness to Receive Critical Feedback from their Head Coach."

Weger was elevated from graduate assistant to video coordinator in June of 2025, after earning her Masters in Sport Administration from Carolina.

During her undergraduate experience, Weger worked for Princeton's Sports Marketing department and was the president of the school's Athlete Ally chapter. During her summers, she interned with the NBA as an International Commercial Strategy & Development Intern, as well as with NBC Sports

THE WEGER FILE

HOMETOWN	SOUTH HADLEY, MASS.
ALMA MATER	PRINCETON (2023)
YEAR AT UNC	THIRD SEASON

COACHING CAREER

Year	School	Position
2025-Current	North Carolina	Assistant Coach
2023-25	North Carolina	Graduate Assistant

Group, where she served as a Digital Production Assistant for the Tokyo Summer Olympics.

liz ROBERTS

General Manager • 3rd Season



A proud UNC alumna and former student-athlete, Roberts played four seasons with the Tar Heels from 2016-2020. Roberts currently serves as General Manager/Special Assistant to the Head Coach, bringing a deep passion for Tar Heel athletics and Carolina Women's Basketball. She is the direct point of contact for all external affairs, overseeing NIL, fundraising, strategic partnerships, alumni relations, and staff operations. She also supports the coaching staff in recruiting efforts and roster management.

"I've been in coaching and teaching for a long time, and she is just part of the top 0.1 percent in terms of her quality level as a teammate and her dedication to the journey," Banghart said.

Roberts, who is from Chapel Hill, walked onto the team as a freshman and earned a spot on the 2016-17 roster. She played in seven games that year, seven as a sophomore and two as a junior, providing depth at the guard spot. Prior to her senior season, coach Courtney Banghart rewarded Roberts with a scholarship. As a senior in 2019-20, Roberts appeared in 13 games.

She was inducted into Phi Beta Kappa honorary society, earned Dean's List honors each semester, and was honored as a Top 10 Scholar-Athlete, recognizing the top grade point averages among UNC's senior student-athletes.

She went on to complete her master's in sport administration in May of 2022 from UNC-CH, prior to earning her first role as Director of Recruiting Management and Student-Athlete Engagement. She was promoted to General Manager/Special Assistant to the Head Coach in June of 2023.

THE ROBERTS FILE

HOMETOWN	CHAPEL HILL, N.C.
ALMA MATER	NORTH CAROLINA (2020)



CAROLINA

jaelynn MURRAY

Assistant Director of Recruiting & Player Operations • 3rd Season



Former Tar Heel team captain Jaelynn Murray joined the staff in July of 2023. She serves as Assistant Director of Video and Recruiting Operations and fills a wide variety of roles around the program.

"Bringing Jaelynn back to our women's basketball family is such a huge win for our program," UNC coach Courtney Banghart said. "She brings integrity, passion, and consistent positive energy, no matter the task or the day.

"She's been a great player, a great teammate, and a consistent winner in the locker room. Jae loves Carolina and will work tirelessly to help us continue to move this program forward."

A 2022 graduate, Murray spent a year as an intern with UNC's Rams Club, working as part of the Communications team, before joining the women's basketball staff.

A forward from Columbia, S.C., Murray majored in Information Science, earning her undergraduate degree in May of 2021. She took a fifth season with the team while earning

a master's degree in Educational Innovation, Technology and Entrepreneurship through the UNC School of Education.

"I'm so honored to join the staff and grateful to Coach Banghart for bringing me back to Carmichael," Murray said. "My time at the Rams Club was extremely valuable and I really enjoyed seeing another part of the Athletic Department, but my heart is with our women's basketball program. Being part of the staff is really a dream for me, and I'm excited to learn from everyone around me and to do my part as this program continues to climb."

Murray is the second former player on the staff, joining former teammate Liz Roberts, who currently serves as the team's General Manager.

THE MURRAY FILE

HOMETOWN	COLUMBIA, S.C.
ALMA MATER	NORTH CAROLINA (2021)

shellie GREENMAN

Director of Operations • 2nd Season



Shellie Greenman was named the director of basketball operations for North Carolina women's basketball in June of 2024, bringing over 20 years of experience in collegiate athletics to the Tar Heels. Greenman most recently served in the same capacity at Clemson for six seasons.

Prior to her stint at Clemson, Greenman spent time at North Florida as the director of basketball operations. Prior to her time with the Ospreys, Greenman was in the SEC for four seasons at Florida as a program assistant. With the Gators, she assisted the coaching staff in recruiting, planning and scouting during a pair of 20-win seasons for the Gators.

Before arriving in Gainesville, Greenman's times in women's basketball spanned across multiple stops as an assistant coach at Jacksonville University, Western Carolina, Miami University (OH), Tennessee-Chattanooga and Virginia Tech.

Hailed as a prolific recruiter, bringing in a top-30 class while at Virginia Tech and signing three conference rookie of the year student-athletes.

A graduate from Emory and Henry College with a bachelor's degree in health and physical education, Greenman then went on to earn her master's in 1990 at Virginia Tech.

A four-year letterwinner in basketball at Emory and Henry, Greenman led her team to the ODAC Conference championship in 1988, as she was named to the All-Tournament team.

THE GREENMAN FILE

HOMETOWN	BLACKSBURG, VA.
ALMA MATER	EMORY & HENRY (1988)

CAROLINA

andrew GRABER

Director of Sports Performance • 3rd Season



After two seasons on the UNC women's basketball support staff, Andrew Graber was promoted in July of 2023 to the role of Head Strength and Conditioning Coach. He directs, designs and implements all strength and conditioning programming for the Tar Heel women's basketball program.

"I'm proud of our program and the women in it that we were able to attract such a talented applicant pool," UNC women's basketball coach Courtney Banghart said upon Graber's promotion. "Sport science is the future of athletic performance training and Andrew is so versed in the software and the application of it. He has a national championship as a lead strength coach, and he has run the sport science programming for numerous sports teams. He will help with feedback – and feeding forward – as we develop our daily, weekly, and monthly plans together to put our student-athletes in the best possible position for success.

Graber came to UNC in July of 2021. He has worked with women's basketball as assistant strength & conditioning coach since then

and also has coached track and field, rowing and women's lacrosse, which won an NCAA Championship in 2022. Additionally, he has coordinated sport science for all of UNC's Olympic sport programs.

Before coming to UNC, Graber earned his M.S. in Leadership Education: Sports Management from Winona State University in Winona, Minn. While there, he also served as a graduate assistant strength and conditioning coach working with the football, men's basketball, women's soccer, gymnastics and women's tennis teams.

He earned his B.A. in Exercise Science with a career concentration in strength and conditioning from Northwestern College in Orange City, Iowa. As an undergraduate at NWC, he interned for three years with the strength and conditioning staff, overseeing programming for the cheerleading and track and field teams.

A native of Sioux Falls, S.D., Graber is a Certified Strength and Conditioning Specialist through the National Strength and Conditioning Association.

THE GRABER FILE

HOMETOWN	SIoux FALLS, S.D.
ALMA MATER	NORTHWESTERN COLLEGE (2019)

"I am incredibly excited and thankful to have the opportunity to be part of this program," Graber said. "Coach Banghart, the staff and the student-athletes are all pursuing success on and off the court, and I look forward to working with a program that is proactive and constantly looking for ways to integrate sport science with performance. We strive to always be cutting edge in our sport performance program and the way it impacts and supports our student-athletes."

"Working hand-in-hand with Strength & Conditioning as part of our Sports Performance team, I'm excited to welcome Andrew to this new role," said Jodi Schneider, UNC's head athletic trainer. "Having worked with him for the past two years, I have seen first-hand not only the dedication and enthusiasm he brings, but his extensive sports science knowledge and expertise. I look forward to continuing our collaboration to provide the highest level of care and training to our student-athletes."

jodi SCHNEIDER

Head Athletic Trainer • 6th Season



Jodi Schneider joined the UNC Sports Medicine staff in September of 2020. She serves as the Head Athletic Trainer for the Tar Heel women's basketball team and also works as part of the UNC Campus Health staff.

Schneider came to Chapel Hill after nine years at Princeton, where she worked with the women's basketball team and the men's and women's cross country teams.

"I couldn't be more excited for our program as a whole, and our student-athletes in particular, to be adding Jodi to our team," said coach Courtney Banghart. "I worked with Jodi for many years at Princeton. She has so much experience, and the trust and adoration she earned from our student-athletes was impactful to witness and was critical to their physical, mental, and emotional health. She is an elite communicator, a thoughtful listener, and a skilled clinician. Her work will ensure that our student-athletes are at their best and that our sports performance team works in synergy for our program's continued growth."

Schneider is a 2005 graduate of Michigan State, where she majored in kinesiology with an emphasis in athletic training. She earned a master's degree in human physiology and sports medicine from the University of Oregon in 2007.

While at working toward her degree at Oregon, Schneider served as the head athletic trainer at Thurston High School in Springfield, Ore., for a year before joining the Ducks' athletic training staff as a graduate assistant for football for the 2006-07 school year.

She worked at the Steadman-Hawkins Clinic in Vail, Colo., in 2007-08 before returning to Michigan State for one year as an intern athletic trainer for the Spartans' rowing teams. Schneider worked at Maine with the softball and football teams from 2009-11 before moving to Princeton.

Schneider taught at Oregon, Michigan State and Maine, and she holds certifications in CPR and first aid as well as the SASTM soft tissue technique. A certified athletic trainer since 2006, she has been a member of the National Athletic Trainers

THE SCHNEIDER FILE

HOMETOWN	BAY VILLAGE, OHIO
ALMA MATER	MICHIGAN STATE (2005)

Association since 2001.

"I am thrilled at this once-in-a-lifetime opportunity to join the UNC sports medicine staff," Schneider said. "Not only is this a department with such a storied history of success, but also unparalleled commitment and investment in student-athletes' wellness and performance. I could also not be more excited for the chance to again work with Courtney Banghart as she leads the Tar Heels. I was fortunate during our shared time at Princeton to work with and develop a relationship with Courtney, as she not only demands the best of herself, she passionately cultivates the same drive as a steward of her staff and program and is unwavering in her commitment to her players."



CAROLINA

Ilanie
GRANT

So. • Guard • 5-9

Midlothian, Va. • James River

0



2024-25 (Freshman): ACC All-Freshman Team ... USBWA Tamika Catchings Freshman of the Week (12/23) ... Appeared in all 37 games for UNC, making two starts ... 11 games in double-figure scoring ... Integral in UNC's comeback win at Louisville, scoring a career-high 19 points against the Cardinals ... Grabbed a career-best six rebounds in the win over No. 10 NC State ... Led Carolina in scoring in four games, including twice in ACC action ... Knocked down a career-high four made triples against Norfolk State ... Dished out a career-high two assists in 13 games ... Two games shooting 100% from the free throw line with five or more attempts ... Made all seven of her free throws in the win over Duke in Carmichael ... Averaged 7.3 points, 1.8 rebounds and 1.1 assists per game ... All-ACC Academic Team.

Before UNC: Graduate of James River High School ... Reclassified a year early to enroll at UNC for the 2024-25 season ... 2024 Virginia Gatorade Player of the Year ... Ranked as the No. 59 recruit in the class of 2024 according to ESPN's HoopGurlz ... A three-time first-team all-state selection and two time Metro and Region Player of the Year ... Holds the Virginia High School League career record for free throw percentage (87.4%) ... Averaged 28 points, seven rebounds and five assists per game as a junior ... Active with USA Basketball, played as a member of the 2023 U.S. U16 Team and won a gold medal at the FIBA Americas U16 Championship ... Averaged 11.2 points per game throughout the tournament ... Selected to join the Jr. NBA/WNBA Court of Leaders this past spring.

More on Grant: Daughter of Jeff and Adriane Grant ... Favorite hobbies outside of basketball include reading, writing and thrifting ... Athletes she admires the most are Michael Jordan and Steph Curry

2024-25 SEASON HIGHS

Points.....19 at Louisville (2/23/25)
Rebounds.....6 vs. NC State (2/16/25)
FG7 at Duke (2/27/25)
FGA14 at Duke (2/27/25)
3FG4 vs. Norfolk State (12/21/24)
3FGA10 vs. Florida (12/18/24)
FT7 vs. Duke (1/9/25)
FTA7, 2x, last vs. Duke (1/9/25)
Assists2, 13x, last vs. Boston College (3/6/25)
Steals2, 5x, last vs. NC State (3/8/25)
Blocks1, 2x, last vs. Boston College (3/6/25)

CAREER HIGHS

Points.....19 at Louisville (2/23/25)
Rebounds.....6 vs. NC State (2/16/25)
FG7 at Duke (2/27/25)
FGA14 at Duke (2/27/25)
3FG4 vs. Norfolk State (12/21/24)
3FGA10 vs. Florida (12/18/24)
FT7 vs. Duke (1/9/25)
FTA7, 2x, last vs. Duke (1/9/25)
Assists2, 13x, last vs. Boston College (3/6/25)
Steals2, 5x, last vs. NC State (3/8/25)
Blocks1, 2x, last vs. Boston College (3/6/25)

SEASON SUPERLATIVES

Double-Figure Points: 11x, last vs. Boston College (3/6/25)
Double-Figure Rebounds: --
Double-Doubles: --
5+ Rebounds: 2x, last vs. NC State (2/16/25)
5+ Assists: --
Led Team in Points: 4x, last at Duke (2/27/25)
Led Team in Rebounds: --
Led Team in Assists: 1x, at Cal (1/30/25)

GRANT CAREER STATISTICS

SEASON	TEAM	GP-GS	MIN/AVG	Field Goals		3-Point		F-Throws		Rebounds				Scoring						
				FG-FGA	FG%	3FG-3FGA	3FG%	FT-FTA	FT%	OFF	DEF	TOT	AVG	PF-FO	A	TO	BLK	STL	PTS	AVG
2024-25	UNC	37-2	804/21.7	83-228	.364	44-127	.346	59-73	.808	6	60	66	1.8	49-0	40	49	2	16	269	7.3
TOTAL		37-2	804/21.7	83-228	.364	44-127	.346	59-73	.808	6	60	66	1.8	49-0	40	49	2	16	269	7.3

CAROLINA

jordan
ZUBICH

So. • Guard • 5-11

Mountain Iron, Minn. • Mountain Iron-Buhl

1



2024-25 (Freshman): Appeared in 17 games off the bench, four against ACC foes ... Scored a season-high six points against NC Central ... Three games with five or more points ... Recorded two assists against Norfolk State, at SMU and against Wake Forest ... Drained five total threes ... Averaged 6.0 minutes per contest.

Before UNC: Graduate of Mountain Iron-Buhl High School ... Touted as the No. 69 player in the Class of 2024 by ESPN's HoopGurlz ... Led her team to a Minnesota State Championship in 2023 ... Three-time all-state honoree ... Scored over 3,000 points during her prep career ... Awarded with All-Under Armour first team honors.

More on Zubich: Daughter of Dan and Becky Zubich ... Enjoys reading and baking outside of basketball ... Athlete she looks up to is teammate Alyssa Ustby ... Special talents include crocheting.

2024-25 SEASON HIGHS

Points..... 6 vs. NC Central (11/29/24)
Rebounds..1, 5x, last vs. Oregon State (3/22/25)
FG 2 vs. NC Central (11/29/24)
FGA 4 vs. NC Central (11/29/24)
3FG 2 vs. NC Central (11/29/24)
3FGA 4, 2x, last vs. NC Central (11/29/24)
FT..... 2, 2x, last vs. Boston College (1/12/25)
FTA 2, 2x, last vs. Boston College (1/12/25)
Assists 2, 3x, last vs. Wake Forest (1/23/25)
Steals 1 vs. Charleston So. (11/4/24)
Blocks

CAREER HIGHS

Points..... 6 vs. NC Central (11/29/24)
Rebounds..1, 5x, last vs. Oregon State (3/22/25)
FG 2 vs. NC Central (11/29/24)
FGA 4 vs. NC Central (11/29/24)
3FG 2 vs. NC Central (11/29/24)
3FGA 4, 2x, last vs. NC Central (11/29/24)
FT..... 2, 2x, last vs. Boston College (1/12/25)
FTA 2, 2x, last vs. Boston College (1/12/25)
Assists 2, 3x, last vs. Wake Forest (1/23/25)
Steals 1 vs. Charleston So. (11/4/24)

SEASON SUPERLATIVES

Double-Figure Points: --
Double-Figure Rebounds: --
Double-Doubles: --
5+ Rebounds: --
5+ Assists: --
Led Team in Points: --
Led Team in Rebounds: --
Led Team in Assists: --

ZUBICH CAREER STATISTICS

SEASON	TEAM	GP-GS	MIN/AVG	Field Goals		3-Point		F-Throws		Rebounds				Scoring						
				FG-FGA	FG%	3FG-3FGA	3FG%	FT-FTA	FT%	OFF	DEF	TOT	AVG	PF-FO	A	TO	BLK	STL	PTS	AVG
2024-25	UNC	17-0	103/6.0	8-28	.286	5-24	.208	5-5	1.000	1	4	5	0.3	5-0	9	2	1	1	26	1.5
TOTAL		17-0	103/6.0	8-28	.286	5-24	.208	5-5	1.000	1	4	5	0.3	5-0	9	2	1	1	26	1.5



CAROLINA

laila HULL

R-So. • Guard • 6-1

Zionsville, Ind. • Zionsville

4



2024-25 SEASON HIGHS

Points.....14 at N.C. A&T (11/12/24)
 Rebounds.....5 at N.C. A&T (11/12/24)
 FG5 at N.C. A&T (11/12/24)
 FGA5 at N.C. A&T (11/12/24)
 3FG 8, 2x, last vs. NC Central (11/29/24)
 3FGA4 at N.C. A&T (11/12/24)
 FT2 vs. UNCG (12/11/24)
 FTA2 vs. UNCG (12/11/24)
 Assists 2 vs. Charleston So. (11/4/24)
 Steals 2 vs. N.C. A&T (11/12/24)
 Blocks1, 6x, last vs. Boston College (1/12/25)

CAREER HIGHS

Points.....14 at N.C. A&T (11/12/24)
 Rebounds.....5 at N.C. A&T (11/12/24)
 FG5 at N.C. A&T (11/12/24)
 FGA5 at N.C. A&T (11/12/24)
 3FG 8, 2x, last vs. NC Central (11/29/24)
 3FGA4 at N.C. A&T (11/12/24)
 FT2 vs. UNCG (12/11/24)
 FTA2 vs. UNCG (12/11/24)
 Assists 2 vs. Charleston So. (11/4/24)
 Steals 2 vs. N.C. A&T (11/12/24)
 Blocks1, 6x, last vs. Boston College (1/12/25)

SEASON SUPERLATIVES

Double-Figure Points: 1x, at N.C. A&T (11/12/24)
 Double-Figure Rebounds: --
 Double-Doubles: --
 5+ Rebounds: 1x, at N.C. A&T (11/12/24)
 5+ Assists: --
 Led Team in Points: 1x, at N.C. A&T (11/12/24)
 Led Team in Rebounds: --
 Led Team in Assists: --

2024-25 (Redshirt Freshman): Came in off the bench in 23 games for Carolina ... Lit it up from beyond the arc at N.C. A&T, draining a career-high four made threes ... Scored a career-best 14 points against the Aggies with a career-high five rebounds ... Dished out a career-high two assists in the season opener against Charleston Southern ... Knocked down 14 total threes ... Shooting 38.9% from beyond the arc ... 2.6 points and 1.6 rebounds per game ... All-ACC Academic Team.

2023-24 (Freshman): Redshirted the season while rehabbing a high school injury ... Will have four years of eligibility remaining.

Before UNC: At Zionsville Community High School, earned Indiana Miss Basketball and Indiana Gatorade Player of the Year honors ... Finished her career as Zionsville's all-time scoring leader ... Averaged 22.4 points and 8.3 rebounds per game as a senior, when her team reached the sectional semifinals.

More on Hull: The daughter of Stacey and Lee Hull ... Father Lee played football at Holy Cross and in the CFL ... Has an older brother, Jordan, who played football at Lafayette ... Played club basketball for the Nike Lady Gym Rats.

HULL CAREER STATISTICS

SEASON	TEAM	GP-GS	MIN/AVG	Field Goals		3-Point		F-Throws		Rebounds				Scoring						
				FG-FGA	FG%	3FG-3FGA	3FG%	FT-FTA	FT%	OFF	DEF	TOT	AVG	PF-FO	A	TO	BLK	STL	PTS	AVG
2024-25	UNC	23-0	177/7.7	21-55	.382	14-36	.389	4-6	.667	12	25	37	1.6	17-0	7	12	6	9	60	2.6
TOTAL		23-0	177/7.7	21-55	.382	14-36	.389	4-6	.667	12	25	37	1.6	17-0	7	12	6	9	60	2.6

CAROLINA

reniya
KELLY
Jr. • Guard • 5-7
Hoover, Ala. • Hoover




2024-25 (Sophomore): All-ACC Second Team ... ACC Player of the Week (2/17) ... USBWA National Player of the Week (2/18) ... Started in 33 games, missing four ... 13 games scoring in double-digits, eight in ACC play ... Scored a career-high 23 points in the victory over No. 10 NC State, shooting 9-of-18 from the field ... Knocked down a single-game best with five threes against the Wolfpack ... Drained 40 threes this season, to rank No. 4 at UNC in a season by shooting 41.2% from beyond the arc ... Dished out a career-best six assists against NC Central, Kentucky and at Syracuse ... Snagged a single-game high eight rebounds at Clemson ... Rode a six-game streak in ACC action of scoring in double-figures ... Only Tar Heel to post back-to-back 20-point performances ... Ranked second on the team for UNC in scoring against ACC foes with 11.4 points per game ... Earned a season-best five steals at N.C. A&T ... Averaged 9.6 points, 2.7 rebounds, 2.1 assists and 1.1 steals per game ... All-ACC Academic Team.

2023-24 (Freshman): As a true freshman, started 11 games and appeared in 21 ... First true freshman to start the season opener since Deja Kelly and Kennedy Todd-Williams did so in 2020-21 ... Named to the All-ACC Academic Team ... Scored a career-best 20 points and played all 40 minutes at Virginia (1/28) ... Went 4-6 from three-point range in that game ... Played a career-high 42 minutes in the OT loss at Duke (2/11), scoring 13 points ... Also hit for double figures (10 points) in the homecourt win over Miami – she was 4-5 from the field and 2-3 from three-point range in that game ... Missed 12 games due to injury: injured during the UConn game and missed the next three outings (Western Carolina, Oklahoma, Clemson), returning against Syracuse ... Her last action of the season was against Duke on Feb. 11. After that she was day-to-day with a lower body injury but never able to return.

Before UNC: In 2023, helped Hoover High School to a third consecutive state title and fourth in five years ... Three-time state championship MVP ... Named Miss Basketball and Gatorade Player of the Year for Alabama in 2023 ... Holds her school's career scoring record with 2,272 points ... MVP of the 2023 Alabama-Mississippi All-Star Game ... As a junior and then again as a senior, was named to the Super All-State Team as one of the top five players in the state, regardless of classification ... Four-time all-state selection ... Hoover High School went 168-10 during Kelly's five years on the team ... Her Hoover No. 10 jersey was retired in a ceremony over the 2023 holiday break.

More on Kelly: Daughter of Ural Mitchell and Keri Mitchell ... Played club basketball for FBC United.

2024-25 SEASON HIGHS

Points.....23 vs. NC State (2/16/25)
Rebounds..... 8 at Clemson (2/9/25)
FG9 vs. NC State (2/16/25)
FGA18 vs. NC State (2/16/25)
3FG5 vs. NC State (2/16/25)
3FGA9 vs. NC State (2/16/25)
FT..... 5, 2x, last vs. Boston College (1/12/25)
FTA5, 2x, last vs. Boston College (1/12/25)
Assists.....6, 3x, last at Syracuse (2/20/25)
Steals5 at N.C. A&T (11/12/24)
Blocks1, 4x, last vs. Oregon State (3/22/25)

CAREER HIGHS

Points.....23 vs. NC State (2/16/25)
Rebounds..... 8 at Clemson (2/9/25)
FG9 vs. NC State (2/16/25)
FGA18 vs. NC State (2/16/25)
3FG5 vs. NC State (2/16/25)
3FGA9 vs. NC State (2/16/25)
FT.....5, 2x, last Boston College (1/12/25)
FTA5, 2x, last vs. Boston College (1/12/25)
Assists..... 6, 3x, last at Syracuse (2/20/25)
Steals5 at N.C. A&T (11/12/24)
Blocks1, 5x, last vs. Oregon State (3/22/25)

SEASON SUPERLATIVES

Double-Figure Points: 13x, last vs. West Virginia (3/24/25)
Double-Figure Rebounds: --
Double-Doubles: --
5+ Rebounds: 5x, last at Louisville (2/23/25)
5+ Assists: 3x, last at Syracuse (2/20/25)
Led Team in Points: 5x, last vs. NC State (2/16/25)
Led Team in Rebounds: --
Led Team in Assists: 7x, last vs. Oregon State (3/22/25)

KELLY CAREER STATISTICS

SEASON	TEAM	GP-GS	MIN/AVG	Field Goals		3-Point		F-Throws		Rebounds				Scoring						
				FG-FGA	FG%	3FG-3FGA	3FG%	FT-FTA	FT%	OFF	DEF	TOT	AVG	PF-FO	A	TO	BLK	STL	PTS	AVG
2023-24	UNC	21-11	386/18.4	37-96	.385	11-41	.268	12-14	.857	5	31	36	1.7	27-0	27	21	1	13	97	4.6
2024-25	UNC	33-33	902/27.3	120-293	.410	40-97	.412	38-44	.864	17	73	90	2.7	54-0	68	44	4	36	318	9.6
TOTAL		54-44	1288/23.9	157-389	.404	51-138	.370	50-58	.862	22	104	126	2.3	81-0	95	65	5	49	415	7.7



CAROLINA

sydney
BARKER

Jr. • Guard • 5-7

Durham, N.C. • Jordan

15



2024-25 (Sophomore): Played in nine games off the bench ... Scored in the NCAA Tournament with two points against Oregon State ... Knocked down a three against Coppin State and at SMU ... Averaged 3.4 minutes and 1.7 points per game.

2023-24 (Freshman): Appeared in 12 games off the bench ... Went 1-3 in her first game as a Tar Heel, the homecourt win over Gardner-Webb ... Hit her first career three-pointer at Boston College and also had her first career steal. She finished that game with a career-high five points on 2-2 shooting ... Suffered a broken nose in the BC game and played against Duke wearing a mask but hit a three for the second game in a row ... Played five minutes in the NCAA Tournament first round win over Michigan State.

Before UNC: Conference Player of the Year in her junior and senior seasons at Jordan High School ... First-team All-State by HighSchoolOT.com ... Earned all-district honors ... Holds school scoring records for career points, points in a season and points in a game.

2024-25 SEASON HIGHS

Points..... 3, 3x, last vs. Wake Forest (1/23/25)
Rebounds... 1, 2x, last vs. Coppin State (12/8/24)
FG 1, 4x, last vs. Oregon State (3/22/25)
FGA 1, 4x, last vs. Oregon State (3/22/25)
3FG 1, 2x, last at SMU (1/16/25)
3FGA 1, 2x, last at SMU (1/16/25)
FT 2 vs. Florida (12/18/24)
FTA 2 vs. Florida (12/18/24)
Assists 1 vs. Charleston So. (11/4/24)
Steals
Blocks

CAREER HIGHS

Points..... 5 at Boston College (2/29/24)
Rebounds... 1, 5x, last vs. Coppin State (12/8/24)
FG 2 at Boston College (2/29/24)
FGA 3 vs. Gardner-Webb (11/8/23)
3FG 1, 4x, last at SMU (1/16/25)
3FGA 1, 7x, last at SMU (1/16/25)
FT 2 vs. Florida (12/18/24)
FTA 2 vs. Florida (12/18/24)
Assists 1 vs. Charleston So. (11/4/24)
Steals 1, 2x, last vs. Michigan State (3/22/24)
Blocks

SEASON SUPERLATIVES

Double-Figure Points: --
Double-Figure Rebounds: --
Double-Doubles: --
5+ Rebounds: --
5+ Assists: --
Led Team in Points: --
Led Team in Rebounds: --
Led Team in Assists: --

BARKER CAREER STATISTICS

SEASON	TEAM	GP-GS	MIN/AVG	Field Goals		3-Point		F-Throws		Rebounds				Scoring						
				FG-FGA	FG%	3FG-3FGA	3FG%	FT-FTA	FT%	OFF	DEF	TOT	AVG	PF-FO	A	TO	BLK	STL	PTS	AVG
2023-24	UNC	12-0	45/3.7	4-8	.500	2-5	.400	0-0	.000	2	1	3	0.3	4-0	0	2	0	2	10	0.8
2024-25	UNC	9-0	31/3.4	5-6	.833	2-2	1.000	3-4	.750	1	1	2	0.2	3-0	1	2	0	0	15	1.7
TOTAL		21-0	75/3.6	9-14	.643	4-7	.571	3-4	.750	3	2	5	0.2	7-0	1	4	0	2	25	1.2

CAROLINA

ciera
TOOMEY

R-So. • Forward • 6-4

Dunmore, Pa. • Dunmore

21



2024-25 SEASON HIGHS

Points.....10, 3x, last vs. Norfolk St. (12/21/24)
Rebounds..... 8 vs. UNCW (11/7/24)
FG 5 vs. NC Central (11/29/24)
FGA 8 vs. UNCW (11/7/24)
3FG3 vs. Indiana (11/25/24)
3FGA 7 vs. Kentucky (12/5/24)
FT.....2 vs. UNCG (12/11/24)
FTA2, 2x, last vs. UNCG (12/11/24)
Assists.....2, 2x, last at Syracuse (2/20/25)
Steals 3 vs. UNCW (11/7/24)
Blocks..... 1, 13x, last vs. Oregon State (3/22/25)

CAREER HIGHS

Points.....10, 3x, last vs. Norfolk St. (12/21/24)
Rebounds..... 8 vs. UNCW (11/7/24)
FG 5 vs. NC Central (11/29/24)
FGA 8 vs. UNCW (11/7/24)
3FG3 vs. Indiana (11/25/24)
3FGA 7 vs. Kentucky (12/5/24)
FT.....2 vs. UNCG (12/11/24)
FTA2, 2x, last vs. UNCG (12/11/24)
Assists.....2, 2x, last at Syracuse (2/20/25)
Steals 3 vs. UNCW (11/7/24)
Blocks..... 1, 13x, last vs. Oregon State (3/22/25)

SEASON SUPERLATIVES

Double-Figure Points: 3x, last vs. Norfolk St. (12/21/24)
Double-Figure Rebounds: --
Double-Doubles: --
5+ Rebounds: 3x, last vs. Indiana (11/25/24)
5+ Assists: --
Led Team in Points: --
Led Team in Rebounds: --
Led Team in Assists: --

2024-25 (Redshirt Freshman): Played in 32 games, making one start ... Scored a career-high 10 points against UConn, NC Central and Norfolk State ... Grabbed a career-high eight rebounds against UNCW ... Three games with five or more rebounds ... Drained three triples in the Battle4Atlantis Championship game against Indiana ... Knocked down 16 total triples ... Grabbed 69 total rebounds ... Averaged 3.2 points, 2.2 rebounds and 11.4 minutes per game ... All-ACC Academic Team.

2023-24 (Freshman): Redshirted the season while rehabbing an injury from high school.

Before UNC: Helped Dunmore High School to its first state championship in 2023 ... Named Miss Pennsylvania Basketball as a senior ... Three-time all-state honoree and 3A state player of the year as a senior ... Max Preps Pennsylvania Player of the Year as a junior ... In addition to her basketball skills, is an avid golfer.

More on Toomey: Daughter of Patrick and Carrie Toomey ... Her mother, who played basketball at Franklin & Marshall and then overseas, was her coach at Dunmore ... Played club basketball for NEPA Elite and has been named Hoop Group MVP.

TOOMEY CAREER STATISTICS

SEASON	TEAM	GP-GS	MIN/AVG	Field Goals			3-Point		F-Throws		Rebounds				Scoring					
				FG-FGA	FG%	3FG-3FGA	3FG%	FT-FTA	FT%	OFF	DEF	TOT	AVG	PF-FO	A	TO	BLK	STL	PTS	AVG
2024-25	UNC	32-1	331/10.3	41-103	.398	16-51	.314	3-12	.250	23	46	69	2.2	27-0	14	13	13	8	101	3.2
TOTAL		32-1	331/10.3	41-103	.398	16-51	.314	3-12	.250	23	46	69	2.2	27-0	14	13	13	8	101	3.2



CAROLINA

indya
NIVAR

Sr. • Guard • 5-10

Apex, N.C. • Apex Friendship • Stanford

24



2024-25 SEASON HIGHS

Points.....16 vs. Georgia Tech (12/15/24)
Rebounds.....10 vs. West Virginia (3/24/25)
FG6, 4x, last vs. Virginia (3/2/25)
FGA14, 2x, last vs. Virginia (3/2/25)
3FG2, 3x, last at Pitt (1/19/25)
3FGA5, 2x, last at Pitt (1/19/25)
FT5 vs. NC State (3/8/25)
FTA8, 2x, last vs. NC State (3/8/25)
Assists.....5, 3x, last vs. Boston College (3/6/25)
Steals7 at Pitt (1/19/25)
Blocks.....2, 3x, last vs. West Virginia (3/24/25)

CAREER HIGHS

Points.....17 vs. Gardner Webb (11/8/23)
Rebounds.....11 vs. Gardner-Webb (11/8/23)
FG7, 4x, last at Boston College (2/29/24)
FGA16 at Boston College (2/29/24)
3FG3 vs. San Diego State (11/7/22)
3FGA6 at Boston College (2/29/24)
FT5, 2x, last vs. NC State (3/8/25)
FTA8, 2x, last vs. NC State (3/8/25)
Assists.....5, 6x, last vs. Boston College (3/6/25)
Steals7 at Pitt (1/19/25)
Blocks.....2, 5x, last vs. West Virginia (3/24/25)

SEASON SUPERLATIVES

Double-Figure Points: 14x, last vs. NC State (3/8/25)
Double-Figure Rebounds: 1x vs. West Virginia (3/24/25)
Double-Doubles: --
5+ Rebounds: 14x, last vs. Duke (3/28/25)
5+ Assists: 3x, last vs. Boston College (3/6/25)
Led Team in Points: 3x, last vs. NC State (3/8/25)
Led Team in Rebounds: 3x, last vs. West Virginia (3/24/25)
Led Team in Assists: 8x, last vs. West Virginia (3/24/25)

2024-25 (Junior): Played and started in 34 games after missing the first three of the season ... Scored a season-high 16 points against Georgia Tech ... 14 games with 10 or more points ... Rode a career-high five game streak in double-figure scoring from late February to early March ... Grabbed a season-high 10 rebounds in the Second Round of the NCAA Tournament against West Virginia ... Dished out a career-high five assists at Miami, at Pitt and against Boston College in the ACC Tournament ... Snagged a Banghart era best seven steals in the victory at Pitt ... Led Carolina with 2.0 steals per game, ranking ninth in the ACC ... Paced the Tar Heels with 68 steals ... Averaged 8.3 points, 4.5 rebounds, 2.0 assists and 2.0 steals per game.

2023-24 (Sophomore): As a sophomore, played in all 33 games and started six ... Averaged 6.4 points and 4.3 rebounds per game ... Opened the season with her first career double-double with 17 points and 11 rebounds against Gardner-Webb. She's the first Tar Heel since 2013 to record a double-double in her first game ... Hit hit a three from beyond halfcourt to beat the first-quarter buzzer – the shot was her first three as a Tar Heel and was No. 5 on SportsCenter's Top 10 Plays the following day ... Went 7-8 against Western Carolina (12/15), scoring 15 points in just under 20 minutes of play ... Led UNC with 16 points off the bench in the win at No. 16 Notre Dame, scoring 10 points in the fourth quarter alone ... Scored 10 points in the homecourt win over No. 13 Louisville, hitting 4-6 field goals and her only three-point attempt of the night ... Scored 11 points on 4-7 shooting in the homecourt win vs. NC State (2/22) ... Scored 16 points, 13 of them in the second half, at BC ... Hit double figures in scoring nine times.

2022-23 (Freshman - At Stanford): As a freshman, played in all 35 games for the Cardinal ... Averaged 12.6 minutes and 3.2 points per game as Stanford won the regular-season Pac-12 title and earned a No. 1 seed in the NCAA Tournament ... Played a season-high 27 minutes in the team's matchup with Utah in January and made her only start in the following game, a win over Colorado.

At Apex Friendship High School: Won North Carolina Gatorade Player of the Year and Ms. Basketball honors as a senior in 2021-22 ... McDonald's All-American and Jordan Brand Classic All-American ... Ranked No. 20 in her class and helped Apex Friendship to a state runner-up finish as a senior.

More on Nivar: Earned a gold medal as part of the U.S. team at the 2022 FIBA Americas U18 Championship in Argentina.

NIVAR CAREER STATS

SEASON	TEAM	GP-GS	MIN/AVG	Field Goals		3-Point		F-Throws		Rebounds				Scoring						
				FG-FGA	FG%	3FG-3FGA	3FG%	FT-FTA	FT%	OFF	DEF	TOT	AVG	PF-FO	A	TO	BLK	STL	PTS	AVG
2022-23	Stan	35-1	438/12.5	40-101	.396	10-42	.238	21-32	.656	17	52	69	2.0	45-0	35	35	5	19	111	3.2
2023-24	UNC	33-6	703/21.3	82-221	.371	17-71	.239	29-58	.500	43	98	141	4.3	77-2	46	55	16	44	210	6.4
2024-25	UNC	34-34	816/24.0	114-310	.368	17-79	.215	38-68	.559	42	112	154	4.5	92-4	68	78	14	68	283	8.3
TOTAL FOR UNC		67-40	1520/22.7	196-531	.369	34-150	.227	67-126	.532	85	210	295	4.4	169-6	114	133	30	112	493	7.4
TOTAL		102-41	1958/19.2	236-632	.373	44-192	.229	88-158	.557	102	262	364	3.6	214-6	149	168	35	131	604	5.9

CAROLINA

blanca
THOMAS

So. • Center • 6-5

Charlotte, N.C. • Charlotte Catholic

34



2024-25 (Freshman): Appeared in 33 games, making five starts ... Grabbed a career-high 10 rebounds against UNCW ... Scored a career-high eight points in the season-opener against Charleston Southern ... 10 games with five or more rebounds ... Posted an ACC best with seven points and eight rebounds in the win against Duke in Carmichael ... Tallied a career-high in assists (3), steals (3) and blocks (4) against NC Central ... Grabbed 115 rebounds for the most by a freshman in a season since Alyssa Ustby (2020-21) ... Averaged 2.4 points, 3.5 rebounds and 0.8 blocks per game ... All-ACC Academic Team.

Before UNC: Graduated from Charlotte Catholic ... Led her squad to back-to-back final four appearances in the state tournament during her sophomore and junior seasons ... A First Team all-state selection as a junior ... Named as the 2023 Defensive Player of the Year by the Charlotte Observer.

More on Thomas: Daughter of John and Tatiana Thomas ... Enjoys hanging out with friends and family as well as watching TV outside of basketball ... Athlete she looks up to is Cameron Brink ... Special talents include dancing.

2024-25 SEASON HIGHS

Points..... 8 vs. Charleston So. (11/4/24)
Rebounds..... 10 vs. UNCW (11/7/24)
FG 4 vs. Charleston So. (11/4/24)
FGA 6 vs. Charleston So. (11/4/24)
3FG
3FGA
FT..... 4 vs. UNCG (12/11/24)
FTA 6 vs. UNCW (11/7/24)
Assists 3 vs. NC Central (11/29/24)
Steals 3 vs. NC Central (11/29/24)
Blocks 4 vs. NC Central (11/29/24)

CAREER HIGHS

Points..... 8 vs. Charleston So. (11/4/24)
Rebounds..... 10 vs. UNCW (11/7/24)
FG 4 vs. Charleston So. (11/4/24)
FGA 6 vs. Charleston So. (11/4/24)
3FG
3FGA
FT..... 4 vs. UNCG (12/11/24)
FTA 6 vs. UNCW (11/7/24)
Assists 3 vs. NC Central (11/29/24)
Steals 3 vs. NC Central (11/29/24)
Blocks 4 vs. NC Central (11/29/24)

SEASON SUPERLATIVES

Double-Figure Points: --
Double-Figure Rebounds: 1x vs. West Virginia (3/24/25)
Double-Doubles: --
5+ Rebounds: 10x, last at Stanford (2/2/25)
5+ Assists: --
Led Team in Points: --
Led Team in Rebounds: --
Led Team in Assists: --

THOMAS CAREER STATISTICS

SEASON	TEAM	GP-GS	MIN/AVG	Field Goals		3-Point		F-Throws		Rebounds				Scoring						
				FG-FGA	FG%	3FG-3FGA	3FG%	FT-FTA	FT%	OFF	DEF	TOT	AVG	PF-FO	A	TO	BLK	STL	PTS	AVG
2024-25	UNC	33-5	361/11.0	28-77	.364	0-1	.000	23-39	.590	48	67	115	3.5	35-0	11	20	25	8	79	2.4
TOTAL		33-5	361/11.0	28-77	.364	0-1	.000	23-39	.590	48	67	115	3.5	35-0	11	20	25	8	79	2.4



CAROLINA

nyla
HARRIS

Sr. • Forward • 6-2

Orlando, Fla. • Lake Highland Prep • Louisville

2



2024-25 SEASON HIGHS

Points..... 18 at Wake Forest (1/5/25)
Rebounds..... 11 vs. Syracuse (1/16/25)
FG 8 at Wake Forest (1/5/25)
FGA 11 vs. Syracuse (1/16/25)
3FG
3FGA
FT..... 6, 2x, last vs. Clemson (2/27/25)
FTA..... 6, 2x, last vs. Clemson (2/27/25)
Assists 3 vs. Clemson (2/27/25)
Steals 3, 4x, last at SMU (1/30/25)
Blocks 2, 2x, last vs. Clemson (2/27/25)

CAREER HIGHS

Points..... 22 at Syracuse (2/11/24)
Rebounds..... 15 vs. Florida State (2/29/24)
FG 9 vs. Notre Dame (2/8/24)
FGA 13 vs. Alabama (11/24/23)
3FG
3FGA 1 vs. Liberty (11/25/23)
FT..... 8, 2x, last at Syracuse (2/11/24)
FTA 8, 2x, last at Syracuse (2/11/24)
Assists 3 vs. Clemson (2/27/25)
Steals 4 vs. Drake (3/18/23)
Blocks 3 at Syracuse (1/29/23)

SEASON SUPERLATIVES

Double-Figure Points: 14x, last vs. Clemson (2/27/25)
Double-Figure Rebounds: 2x, last vs. Syracuse (1/16/25)
Double-Doubles: 2x, last vs. Syracuse (1/16/25)
5+ Rebounds: 18x, last at Notre Dame (3/2/25)
5+ Assists: --

2024-25 (Junior - at Louisville): Played in all 33 games for the Cardinals, making 32 starts ... Led Louisville with a .540 field goal percentage ... Scored a season-high 18 points against Wake Forest ... 14 games with double-figure points ... Totaled two double-doubles, grabbing a season-high 11 rebounds against Syracuse ... Averaged 8.6 points and 5.3 rebounds per game ... Named to the 2025 Lisa Leslie Award Watch List.

2023-24 (Sophomore - at Louisville): Started in all 34 games as a sophomore ... Shot a team high .563 field goal percentage ... Led Louisville with six double-doubles ... Tied for the team lead with 6.6 rebounds per game ... Scored a career-high 22 points at Syracuse ... Snagged a career-high 14 rebounds against Syracuse ... 17 games scoring in double-figures ... Averaged 10.4 points and 6.6 rebounds per game.

2022-23 (Freshman - at Louisville): Appeared in all 38 games in her debut campaign, making 15 starts ... Scored eight or more points in six games and grabbed eight or more rebounds in four games ... Averaged 4.2 points and 3.6 rebounds per game, while shooting 50.8% from the field.

High School: Touted as a five-star prospect by ESPN out of Lake Highland Prep ... Averaged 17.8 points, 11.4 rebounds, 1.5 assists, 1.2 steals and 1.1 blocks per game ... Led Lake Highland Prep to a Class 4-A State Title as a junior ... Named the MaxPreps Player of the Year as a sophomore ... Named to the 2022 Naismith High School Trophy Underclassmen Watch List.

More on Harris: Daughter of Marlo and Robert Harris ... Dad Robert played professional football with the Minnesota Vikings and the New York Giants ... Enjoys watching movies, yoga and shopping outside of basketball.

HARRIS CAREER STATISTICS

SEASON	TEAM	GP-GS	MIN/AVG	Field Goals		3-Point		F-Throws		Rebounds				Scoring							
				FG-FGA	FG%	3FG-3FGA	3FG%	FT-FTA	FT%	OFF	DEF	TOT	AVG	PF-FO	A	TO	BLK	STL	PTS	AVG	
2022-23	LOU	38-15	516/13.6	67-132	.508	0-0	.000	25-49	.510	56	79	135	3.6	54-0	13	39	12	17	159	4.2	
2023-24	LOU	34-34	920/27.1	138-245	.563	0-1	.000	78-107	.729	99	125	224	6.6	79-2	25	63	7	31	354	10.4	
2024-25	LOU	33-32	790/23.9	116-215	.540	0-0	.000	52-67	.776	92	84	176	5.3	79-2	24	59	12	29	284	8.6	
TOTAL FOR UNC		0-0	0/0.0	0-0	.000	0-0	.000	0-0	.000	0	0	0	0.0	0-0	0	0	0	0	0	0	0.0
TOTAL		105-81	2226/21.2	321-592	.542	0-1	.000	155-223	.695	247	288	535	5.1	212-4	62	161	31	77	797	7.6	

CAROLINA

elina
AARNISALO

So. • Guard • 5-10

Helsinki, Finland • Mäkelänrinne Upper Secondary • UCLA

17



2024-25 SEASON HIGHS

Points..... 19 vs. Colgate (11/10/24)
Rebounds..... 7 vs. Ohio State (3/8/25)
FG 8 vs. Colgate (11/10/24)
FGA 11 vs. Arkansas (11/17/24)
3FG 3 vs. Pepperdine (11/12/24)
3FGA 6, 2x, last vs. Minnesota (2/2/25)
FT..... 3, 2x, last vs. Southern (3/21/25)
FTA 4 vs. Pepperdine (11/12/24)
Assists 11 vs. Arkansas (11/17/24)
Steals 3 at Long Beach State (12/14/24)
Blocks 1, 3x, last vs. Richmond (3/23/25)

CAREER HIGHS

Points..... 19 vs. Colgate (11/10/24)
Rebounds..... 7 vs. Ohio State (3/8/25)
FG 8 vs. Colgate (11/10/24)
FGA 11 vs. Arkansas (11/17/24)
3FG 3 vs. Pepperdine (11/12/24)
3FGA 6, 2x, last vs. Minnesota (2/2/25)
FT..... 3, 2x, last vs. Southern (3/21/25)
FTA 4 vs. Pepperdine (11/12/24)
Assists 11 vs. Arkansas (11/17/24)
Steals 3 at Long Beach State (12/14/24)
Blocks 1, 3x, last vs. Richmond (3/23/25)

SEASON SUPERLATIVES

Double-Figure Points: 5x, last vs. USC (3/9/25)
Double-Figure Rebounds: --
Double-Doubles: --
5+ Rebounds: 5x, last vs. Ohio State (3/8/25)
5+ Assists: 12x, last vs. Ohio State (3/8/25)

2024-25 (Freshman - at UCLA): Appeared in all 37 games for UCLA in her debut campaign, making 10 starts ... Tallied a season-high 19 points against Colgate, shooting 8-of-10 from the field ... Dished out a season-best 11 assists against Arkansas ... Scored 13 points in the Bruins win over then No. 1 South Carolina ... Five games in double-figure scoring ... 12 games with five or more assists ... Averaged 5.1 points, 3.4 assists and 2.2 rebounds per game.

More on Aarnisalo: Daughter of Piaa and Antti Aarnisalo ... Played in the Finland Korisliiga with HBA-Marksy prior to her collegiate career, averaged 19.5 points, 5.0 rebounds and 4.0 assists per game ... Also spent time in the BNXT League in Belgium with the Kangoeroes Basket Mechelen ... Represented her home country of Finland at the 2022 FIBA U18 Women's European Championships, posting 17.9 points, 4.9 rebounds, 4.0 assists and 2.0 steals per game ... Chose UNC because of the program's winning mentality, great education and the focus on player development ... Enjoys playing tennis, shopping or watching other sports outside of basketball ... Looks up to Sabrina Ionescu and Marine Johannes ... Can speak four languages.

AARNISALO CAREER STATISTICS

SEASON	TEAM	GP-GS	MIN/AVG	Field Goals		3-Point		F-Throws		Rebounds				Scoring							
				FG-FGA	FG%	3FG-3FGA	3FG%	FT-FTA	FT%	OFF	DEF	TOT	AVG	PF-FO	A	TO	BLK	STL	PTS	AVG	
2024-25	UCLA	37-10	776/21.0	73-167	.437	17-63	.270	24-31	.774	8	74	82	2.2	46-0	127	73	3	25	187	5.1	
TOTAL FOR UNC		0-0	0/0.0	0-0	.000	0-0	.000	0-0	.000	0	0	0	0.0	0-0	0	0	0	0	0	0	0.0
TOTAL		37-10	776/21.0	73-167	.437	17-63	.270	24-31	.774	8	74	82	2.2	46-0	127	73	3	25	187	5.1	



CAROLINA

liza

ASTAKHOVA

5

Fr. • Forward • 6-2

Moscow, Russia • Znaika School Russian Federation



Before UNC: Appeared in 39 games with the Russia-PBL and the Moscow Basketball Association throughout the 2024-25 season ... Averaged 4.7 points per game and 19 minutes per game off the bench ... Posted a season-best performance with 20 points and six rebounds against Enisey ... Posted six games in double-figure scoring with Russia-PBL ... Spent time in the Russia Superleague 1, playing six games with MBA-2 ... Tallied 11.5 points per outing and hauled in 7.3 rebounds over a six-game stint.

taliyah

HENDERSON

3

Fr. • Guard • 6-1

Vail, Ariz. • Salpointe Catholic



Before UNC: Graduate of Salpointe Catholic High School ... Started in every game at the FIBA U18 Women's AmeriCup in 2024, representing Canada ... Averaged 9.5 points and 6.3 rebounds per game, as Canada earned a silver medal at the event ... 2025 McDonald's All-American Nominee.

More on Henderson: Daughter of Danica and Anthony ... Mother played basketball at Idaho State, while father played football in Pocatello ... Boasts eight state championship titles between basketball and track ... Chose UNC because of its community and the coaches belief in her.

CAROLINA

nyla
BROOKS
Fr. • Guard • 6-1
Waldorf, Md. • Bishop Ireton

7

Before UNC: Graduate of Bishop Ireton High School ... 2025 McDonald's All-American ... Participated in the 2025 Jordan Brand Classic ... 2025 Gatorade Virginia Girls Basketball Player of the Year ... Led Bishop Ireton to a 27-6 record as a senior and the Virginia Independent School Athletic Association Division I State Championship ... Honored as the Washington Catholic Athletic Conference Player of the Year ... Tallied 18.3 points, 7.6 rebounds, 2.6 assists, 1.5 steals and 1.0 blocks per game in her final prep campaign ... Touted as the No. 13 overall prospect in the Class of 2025 by ESPN.

More on Brooks: Daughter of Tonya and Willie Brooks ... Father played basketball collegiately at Morehead State ... Athletes she admires are Kevin Durant and Breanna Stewart ... Volunteered throughout high school with the Lioness Project and served as a mentor through the Big Sister-Little Sister program ... Chose UNC due to the coaches, development opportunities and the chance to win on the court while receiving a stellar education.

taissa
QUEIROZ
Fr. • Guard • 6-1
Belo Horizonte, Brazil • Cardinal Newman

26

Before UNC: Early enrollee, graduating from Cardinal Newman early to join the Tar Heels for the Spring of 2025 ... Set to practice with UNC the remainder of the season and redshirt ... Ranked as a four-star prospect by ESPN ... Named the San Francisco Chronicle Co-North Bay Player of the Year and was ranked a Top-Five player in the West Coast by Preps – Bay Area ... Boasts international experience for her home country of Brazil ... Assisted her home country to a first-place finish at the 2022 U18 South America Cup in Argentina.

More on Queiroz: Daughter of Glauce and Edy Carlos ... Enjoys watching movies and cooking outside of basketball.

2024-25 SEASON REVIEW



- North Carolina Women's Basketball made many statements throughout the 2024-25 season, as the Tar Heels took a huge jump forward in the sixth season of the Courtney Banghart era.

- Recording 29 wins, the Tar Heels earned their most victories in a single-season since the 2012-13 campaign and the best mark under Banghart.

- Earning the right to host NCAA Tournament games in Chapel Hill for the first time since 2015, Carolina made the most of it with wins over Oregon State and West Virginia in the first and second rounds. Securing back-to-back wins in Carmichael Arena led UNC to its 19th Sweet 16 and its second under Banghart.

- Not only did the Tar Heels fight for the opportunity to host postseason basketball in Blue Heaven, Carolina earned a No. 3 seed in the 2025 NCAA Tournament for its best since 2013. The seed also marked the first time the Tar Heels earned a top-four slot since 2015.

- Looking back, Carolina's start to the 2024-25 season included many highs

- including three wins in three days on Paradise Island in the Bahamas to claim the 2024 Battle4Atlantis title. The Tar Heels defeated Ball State, Villanova and Indiana to earn their fourth Multi-Team Event title in the last six seasons and the first since the Phil Knight Invitational in 2022.

- The hot streak for the Tar Heels continued, as Carolina took off on an offensive explosion with 119 points against NC Central to mark the third-most in a game in program history. All 12 who stepped on the court for UNC scored a bucket.

- Shining when the lights turned bright, the Tar Heels knocked off a then undefeated No. 14 Kentucky team in the 2024 SEC/ACC Challenge, 72-53. It marked Carolina's first non-conference win over a ranked opponent since 2014. The 19-point win over the Wildcats was the largest win against any AP Top-25 opponent since 2020 and its best margin of victory against a top-15 team since 2011.

- Breaking out of her shell in the 2024 Jumpman Invitational, freshman Lanie Grant put on a show against Florida

- in Charlotte by going 5-of-10 from the field en route to 13 points including three made triples. She followed up this performance the next game against Norfolk State with 15 points, while shooting 4-of-6 from beyond the arc. Grant's performance across the week led her to garner honors as the U.S. Basketball Writers Association's Tamika Catchings Freshman of the Week.

- Carolina closed 2024 on a strong note, heading down to Coral Gables and coming away with a 69-60 win over Miami for the first time on its home court since 2015. The Tar Heels also opened up road action in conference play with a victory for the second straight season.

- In a defensive battle for the ages, the Tar Heels pulled away in an overtime slugfest against Duke from Carmichael Arena to earn the 53-46 overtime win. Toppling the then No. 14 ranked Blue Devils, UNC earned its first overtime win since 2018 and first overall win against a ranked squad since 2020.

CAROLINA

- The win over the Blue Devils lit a fire within the Tar Heels as they took off on a five-game winning streak. Through 21 games, UNC ran off to its best start in the Courtney Banghart era with 18 wins and for the best since the 2012-13 season.

- Heading west to visit two of the Atlantic Coast Conference's newest members, Carolina started off its trip to the Bay Area with a bang by securing a 13-point victory over then No. 19 ranked California.

UNC earned a ranked win on the road in each of the last four seasons. The margin of victory also marked the largest in a ranked road win in the Banghart era and ties for the best in school history.

- Showing its grit in a narrow 69-67 win against Stanford on its home court, the Tar Heels did what no other ACC men's or women's program had yet achieved by traveling out West and toppling both Bay Area foes. Coming away with back-to-back wins on the weekend, the Tar Heels were named the U.S. Basketball Writers Association Team of the Week. The win over Cardinal also pushed Carolina to the 20-win plateau to become the fastest Tar Heel team to do so since 2012-13.

- Earning its first win over Virginia Tech since 2022 in a 67-62 victory at home, Carolina reached 10-wins in ACC action for the fourth consecutive season and for the 25th time in program history.

- Taking it to the wire against No. 10 NC State, Grace Townsend came through big for Carolina at the free throw line as the Tar Heels escaped with the 66-65 win over the Wolfpack.

The program's first top-10 victory of the season pushed it into the top-10 of the AP Poll for the first time since 2022. It also set the first time Carolina made an appearance in the top-10 of the poll in February since 2008-09.

- Asserting herself as one of the ACC's top point guards, Reniya Kelly secured ACC Player of the Week honors following back-to-back 20-point performances against Virginia Tech and NC State. Kelly posted a career-high 23 points against the Wolfpack and knocked down a career-best five triples.

- Bracing a wintry mix in Syracuse, the Tar Heels snuck out of JMA Wireless Dome carried by its heavy presence in the paint, with a 68-58 win. Giving the Tar Heels their 24th win on the season, set the best regular season victory mark in the Banghart era. It was also the most in a regular season since 26 in 2012-13.

- Overcoming a 12-point deficit to come back and defeat Louisville, 79-75 on its home court, Carolina outguttled the Cardinals in a game where they only led for 58 seconds. Scoring an ACC-game best 38 points from its reserves, Trayanna Crisp and Lanie Grant each came in off the bench to score a season-high 19 points apiece.

- Moving to 9-0 in true road environments, Carolina remained the last undefeated team in the nation on the road and started on its best away stretch since the 2005-06 season.

- Four Tar Heels came away with ACC accolades, with Alyssa Ustby, Maria Gakdeng, Reniya Kelly and Lanie Grant garnering honors.

Ustby picked up her second All-ACC First Team nod in her career and also earned a spot on the ACC All-Defensive squad.

Gakdeng earned conference accolades for the second time in her career, finding herself on the All-ACC Second Team.

Lighting it up during her second season in Chapel Hill, Kelly also earned All-ACC Second team honors.

- As one of the youngest players in Division I basketball at 17, Grant showed she is one to watch with a spot on the ACC All-Freshman squad.

- Earning the fifth overall seed for the 2025 Ally ACC Women's Basketball Tournament in Greensboro, the Tar Heels took care of business in the second round with a 78-71 triumph over Boston College.

- Playing down to the wire once again against Florida State, Carolina pulled away 60-56 to knock-off the No. 4 seeded Seminoles in the Quarterfinals of the ACC Tournament to advance to the Semifinals for the first time since 2018.

- Hearing your name called on Selection Sunday never gets old, as Carolina listened to its name announced as the No. 3 seed in the Birmingham 2 region. With its 32nd tournament appearance, UNC is one of seven schools nationally to make the big dance 32 times or more.

- Hosting first and second round games for the 13th time, Carolina welcomed postseason basketball to Carmichael Arena for the first time since 2015.

- Taking on the West Coast Conference Champions in No. 14 Oregon State, Carolina turned on the jets in the second half to pull away from the Beavers 70-49 advancing to the second round of the NCAA Tournament for the fourth consecutive season.

- Scoring 30 points as a team in the third quarter, Lexi Donarski drained five triples in the quarter en route to a game-high 19 points.

- Snagging her ninth rebound of the game in the fourth quarter, Carmichael Arena erupted as Alyssa Ustby earned career rebound No. 1,253 to become the all-time leading rebounder at North Carolina. Defeating the Beavers by a margin of

21 points, the Tar Heels set the mark for the highest NCAA Tournament win in the Courtney Banghart era. The 30 points scored in the third quarter also set the best in a tournament game under Banghart.

- Putting on a show in her last game in Carmichael Arena, Alyssa Ustby tallied a personal NCAA Tournament game best with 21 points to carry Carolina over West Virginia 58-47 in the second round.

In a defensive clinic, Carolina limited the Mountaineers to a season-low 47 points sending West Virginia packing as the Tar Heels booked their ticket to a 19th Sweet 16 appearance.

It was the defense speaking volumes through the first and second rounds, the Tar Heels held back-to-back foes under 50 points. It marked the second time in program NCAA Tournament history and for the first time since 1995. Carolina was one of two programs in the NCAA Tournament to hold both opponents through the first two rounds under 50 points. The Tar Heels have held four teams in the NCAA Tournament under 50 points in the Courtney Banghart era.

- One of the greatest rivalries in sports added a new chapter as UNC and Duke met once again, this time for the first in an NCAA Tournament game. In a back-and-forth affair, Carolina couldn't muster enough points, eventually falling 47-38 to the Blue Devils.

- Graduating Lexi Donarski, Maria Gakdeng, Grace Townsend and Alyssa Ustby, a new era of Tar Heels entered the professional ranks.

The four players each signed contracts to head overseas with Donarski and Gakdeng venturing to Hungary, Townsend to Sweden and Ustby to Italy.

RECORD BREAKERS

The 2024-25 season was one for the record books, as the Tar Heels shattered multiple records individually and as a team.

Banghart Era Single-Game Records

- FG Made - 46 vs. NC Central, 11/29/24
- 3PT Made - 14 vs. Norfolk State, 12/21/24
- Points - 119 vs. NC Central, 11/29/24
- Points In a Half - 65 vs. NC Central, 11/29/24
- Margin of Victory - 76 vs. NC Central, 11/29/24
- Fewest Points Allowed, ACC Game - 33 at SMU, 1/16/25
- Assists - 28 vs. NC Central, 11/29/24
- Blocks - 2nd Time - 11 vs. NC Central, 11/29/24
- Points in the Paint - 70 vs. NC Central, 11/29/24
- Individual Rebounds - 3rd Time - 18, Alyssa Ustby vs. Florida State, 3/7/25
- Individual Defensive Rebounds - 16, Alyssa Ustby at SMU, 1/16/25
- Individual Assists - 5th Time - 10, Alyssa Ustby vs. Georgia Tech, 12/15/24

- Total Wins - 29 wins
No. 7 All-Time
- ACC Wins - 13 wins
No. 5 All-Time
- Road Wins - 9 wins
No. 1 All-Time

Career Program Records

- Three-Pt. Percentage - Lexi Donarski
No. 5 All-Time - 36.9%
- Total Rebounds - Alyssa Ustby
No. 1 All-Time - 1,269 rebounds
- Rebounding Average - Alyssa Ustby
No. 7 All-Time - 8.50 per game
- Assists - Alyssa Ustby
No. 10 All-Time - 403 assists
- Blocks - Alyssa Ustby
No. 8 All-Time - 140 blocks

Single-Season Program Records

- Field Goal Percentage - Maria Gakdeng
No. 3 in a season - 58.7%
- Rebounds - Alyssa Ustby
No. 9 in a season - 312 rebounds
- Three Pointers Made - Lexi Donarski
No. 5 in a season - 86 made threes
- Three Point FG% - Reniya Kelly
No. 4 in a season - 41.2%

Single-Season Team Records

- Scoring Defense - 57.3 points allowed
No. 3 All-Time
- Three Pointers Made - 269 made threes
No. 1 All-Time
- Three Point FG% - 33.5%
No. 6 All-Time



Hosting postseason basketball in Carmichael Arena for the first time since 2015 and 13th time overall, Carolina defeated Oregon State and West Virginia to move to 24-1 in Chapel Hill in NCAA Tournament games.

CAROLINA

2024-25 STATISTICS

Game Records

Record	Overall	Home	Away	Neutral
ALL GAMES	29-8	14-4	9-1	6-3
CONFERENCE	13-5	5-4	8-1	0-0
NON-CONFERENCE	16-3	9-0	1-0	6-3

Score by Periods

Team	1st	2nd	3rd	4th	OT	TOT
North Carolina	659	611	656	637	13	2576
Opponents	504	522	566	521	6	2119

Team Box Score

No.	Player	Total			3-Point		F-Throw		Rebounds				Other Stats										
		GP-GS	MIN	AVG	FG-FGA	FG%	3FG-3FGA	3FG%	FT-FTA	FT%	OFF	DEF	TOT	AVG	PF	DQ	A	TO	BLK	STL	PTS	AVG	
1	USTBY, Alyssa	33-33	986:59	29.9	149-327	.456	17-50	.340	44-80	.550	80	232	312	9.5	72	1	94	85	33	39	359	10.9	
5	GAKDENG, Maria	33-33	839:17	25.4	142-242	.587	0-0	.000	73-112	.652	102	150	252	7.6	83	4	27	55	37	26	357	10.8	
20	DONARSKI, Lexi	37-37	1107:12	29.9	145-343	.423	86-216	.398	21-31	.677	8	62	70	1.9	58	0	53	29	8	38	397	10.7	
10	KELLY, Reniya	33-33	902:01	27.3	120-293	.410	40-97	.412	38-44	.864	17	73	90	2.7	54	0	68	44	4	36	318	9.6	
24	NIVAR, Indya	34-34	816:26	24.0	114-310	.368	17-79	.215	38-68	.559	42	112	154	4.5	92	4	68	78	14	68	283	8.3	
0	GRANT, Lanie	37-2	803:49	21.7	83-228	.364	44-127	.346	59-73	.808	6	60	66	1.8	49	0	40	49	2	16	269	7.3	
14	CRISP, Trayanna	28-1	388:34	13.9	56-148	.378	21-82	.256	24-30	.800	4	37	41	1.5	34	0	32	19	2	15	157	5.6	
2	TOWNSEND, Grace	37-6	578:17	15.6	56-137	.409	7-38	.184	36-52	.692	23	55	78	2.1	32	0	88	56	1	26	155	4.2	
21	TOOMEY, Ciera	32-1	330:37	10.3	41-103	.398	16-51	.314	3-12	.250	23	46	69	2.2	27	0	14	13	13	8	101	3.2	
4	HULL, Laila	23-0	177:12	7.7	21-55	.382	14-36	.389	4-6	.667	12	25	37	1.6	17	0	7	12	6	9	60	2.6	
34	THOMAS, Blanca	33-5	361:29	11.0	28-77	.364	0-1	.000	23-39	.590	48	67	115	3.5	35	0	11	20	25	8	79	2.4	
15	BARKER, Sydney	9-0	30:32	3.4	5-6	.833	2-2	1.000	3-4	.750	1	1	2	0.2	3	0	1	2	0	0	15	1.7	
3	ZUBICH, Jordan	17-0	102:35	6.0	8-28	.286	5-24	.208	5-5	1.000	1	4	5	0.3	5	0	9	2	1	1	26	1.5	
Team											62	82	144									14	
Total		37	7425		968-2297	.421	269-803	.335	371-556	.667	429	1006	1435	38.8	561	9	512	478	146	290	2576	69.6	
Opponents		37	7423		770-2131	.361	210-720	.292	369-513	.719	389	953	1342	36.3	619	10	390	614	133	222	2119	57.3	

Team Statistics

	UNC	OPP
Scoring	2576	2119
Points per game	69.6	57.3
Scoring margin	+12.4	-
Field goals-att	968-2297	770-2131
Field goal pct	.421	.361
3 point fg-att	269-803	210-720
3-point FG pct	.335	.292
3-pt FG made per game	7.3	5.7
Free throws-att	371-556	369-513
Free throw pct	.667	.719
F-Throws made per game	10.0	10.0
Rebounds	1435	1342
Rebounds per game	38.8	36.3
Rebounding margin	+2.5	-
Assists	512	390
Assists per game	13.8	10.5
Turnovers	478	614
Turnovers per game	12.9	16.6
Turnover margin	+3.7	-
Assist/turnover ratio	1.1	0.6
Steals	290	222
Steals per game	7.8	6.0
Blocks	146	133
Blocks per game	3.9	3.6
Winning streak	0	-
Home win streak	2	-
Attendance	61858	39703
Home games-Avg/Game	18-3437	10-3970
Neutral site-Avg/Game	-	9-6248

Team Results

Date	Opponent	Score	Att.
11/04/2024	Charleston So.	W 83-53	2638
11/07/2024	UNCW	W 77-50	2445
11/12/2024	at N.C. A&T	W 66-47	3593
11/15/2024	vs UConn	L 58-69	10467
11/23/2024	vs Ball St.	W 63-52	572
11/24/2024	vs Villanova	W 53-36	385
11/25/2024	vs Indiana	W 69-39	437
11/29/2024	N.C. Central	W 119-43	2499
12/05/2024	Kentucky	W 72-53	2816
12/08/2024	Coppin St.	W 72-46	2415
12/11/2024	UNC Greensboro	W 80-56	2249
12/15/2024	Georgia Tech	L 76-82	2381
12/18/2024	vs Florida	W 77-57	5859
12/21/2024	Norfolk St.	W 90-47	2211
12/29/2024	at Miami (FL)	W 69-60	3397
01/05/2025	Notre Dame	L 66-76	4785
01/09/2025	Duke	Wot 53-46	4296
01/12/2025	Boston College	W 80-67	3478
01/16/2025	at SMU	W 64-33	1195
01/19/2025	at Pittsburgh	W 75-58	800
01/23/2025	Wake Forest	W 76-51	2463
01/26/2025	Florida St.	L 84-86	4313
01/30/2025	at California	W 65-52	2886
02/02/2025	at Stanford	W 69-67	4181
02/09/2025	at Clemson	W 53-51	2090
02/13/2025	Virginia Tech	W 67-62	2502
02/16/2025	NC State	W 66-65	6319
02/20/2025	at Syracuse	W 68-58	3271
02/23/2025	at Louisville	W 79-75	11280
02/27/2025	at Duke	L 53-68	7010
03/02/2025	Virginia	L 75-78	4414
03/06/2025	vs Boston College	W 78-71	11203
03/07/2025	vs Florida St.	W 60-56	16416
03/08/2025	vs NC State	L 55-66	10894
03/22/2025	Oregon St.	W 70-49	5363
03/24/2025	West Virginia	W 58-47	4271
03/28/2025	vs Duke	L 38-47	0



CAROLINA

2024-25 HIGHS/ LOWS

CAROLINA	High	Low
Points	119 (N.C. Central, 11/29/24)	38 (vs. Duke, 3/28/25)
Points in the 1st half	65 (N.C. Central, 11/29/24)	16 (vs. Duke, 1/9/25)
Points in the 2nd half	54 (N.C. Central, 11/29/24)	18 (vs. Duke, 3/28/25)
Points in a Quarter	34 (1Q, N.C. Central, 11/29/24)	5, 2x, last (vs. NC State, 3/8/25)
Scoring Margin	76 (N.C. Central, 11/29/24)	1 (NC State, 2/16/25)
Field Goals	46 (N.C. Central, 11/29/24)	15 (vs. Duke, 3/28/25)
Field Goal Attempts	81 (N.C. Central, 11/29/24)	43 (at Duke, 2/27/25)
FG Percentage	56.8% (N.C. Central, 11/29/24)	27.9% (vs. NC State, 3/8/25)
FG Percentage in a Half	68.0% (2H, at Louisville, 2/23/25)	21.4% (1H, vs. Duke, 1/9/25)
FG Percentage in a Quarter	80.0% (4Q, at Louisville, 2/23/25)	11.1% (2Q, vs. Florida State, 3/7/25)
3-Point Field Goals	14 (Norfolk State, 12/21/24)	2 (Duke, 1/9/25)
3-Point Attempts	34 (vs. Florida, 12/18/24)	8, 2x, last (at Cal, 1/30/25)
3-Point Percentage (min. 10 att.)	50.0% (UNCG, 12/11/24)	16.7% (at Clemson, 2/9/25)
3-Point Percentage in a Half (min. 5 att.)	80.0% (2H, at Louisville, 2/23/25)	0.0% (Duke, 1/9/25)
3-Point Percentage in a Quarter (min. 3 att.)	83.3% (1Q, Coppin St. 12/8/24)	0.0% 10x, last (4Q, vs. Duke, 3/28/25)
Free Throws Made	20 (Norfolk State, 12/21/24)	2 (at Stanford, 2/2/25)
Free Throw Attempts	29 (N.C. Central, 11/29/24)	4, 2x, last (vs. Oregon State, 3/22/25)
FT Pct. (min. 10 att.)	87.0% (Norfolk State, 12/21/24)	34.4% (at SMU, 1/16/25)
Offensive Rebounds	21 (N.C. Central, 11/29/24)	4, 3x, last (vs. Oregon State, 3/22/25)
Defensive Rebounds	37 (Coppin St. 12/8/24)	16 (Georgia Tech, 12/15/24)
Total Rebounds	53 (vs. Florida State, 3/7/25)	24 (Georgia Tech, 12/15/24)
Rebound Margin	+17 (at Clemson, 2/9/25)	-20 (NC State, 2/16/25)
Assists	28 (N.C. Central, 11/29/24)	6, 2x, last (vs. Duke, 3/28/25)
Turnovers	26 (vs. Duke, 1/9/25)	4 (at Miami, 12/29/24)
Blocked Shots	11 (N.C. Central, 11/29/24)	0 (at Louisville, 2/23/25)
Steals	15 (at N.C. A&T, 11/12/24)	2 (Florida State, 1/26/25)
OPPONENTS	High	Low
Points	86 (Florida State, 1/26/25)	33 (at SMU, 1/16/25)
Points in a Half	50 (1H, Georgia Tech, 12/15/24)	13 (2H, vs. Indiana, 11/25/24)
Points in a Quarter	26, 2x last (3Q, Virginia, 3/2/25)	4 (2Q, vs. NC State, 2/16/25)
Field Goals	31 (Florida State, 1/26/25)	12 (2x, last at SMU, 1/16/25)
Field Goal Attempts	77 (Florida State, 1/26/25)	40 (Wake Forest, 1/23/25)
FG Percentage	51.7% (Georgia Tech, 12/15/24)	19.4% (at SMU, 1/16/25)
FG Percentage in a Half	57.1% (Virginia, 3/2/25)	13.8% (1H, at SMU, 1/16/25)
FG Percentage in a Quarter	66.7% (Wake Forest, 1/23/25)	0.0% (vs. Villanova, 11/24/24)
3-Point Field Goals	13 (Notre Dame, 1/5/25)	2, 4x, last (vs. West Virginia, 3/24/25)
3-Point Attempts	29 (vs. UConn, 11/15/24)	10, (at N.C. A&T, 11/12/24)
3-Point Percentage (min. 10 attempts)	61.9% (Notre Dame, 1/5/25)	9.5% (vs. West Virginia, 3/24/25)
Free Throws Made	21 (at Louisville, 2/23/25)	3, (vs. Indiana, 11/25/24)
Free Throw Attempts	94.7% (at Stanford, 2/2/25)	42.9% (vs. Duke, 3/28/25)
Offensive Rebounds	18, 2x, last (NC State, 2/16/25)	2 (Wake Forest, 1/23/25)
Defensive Rebounds	37 (NC State, 2/16/25)	18 (Wake Forest, 1/23/25)
Total Rebounds	55 (NC State, 2/16/25)	20 (Wake Forest, 1/23/25)
Assists	21 (Georgia Tech, 12/15/24)	1 (Norfolk State, 12/21/24)
Turnovers	27 (N.C. Central, 11/29/24)	7 (Florida State, 1/26/25)
Blocked Shots	13 (vs. Florida State, 3/7/25)	0, 3x, last (at Louisville, 2/23/25)
Steals	16 (vs. Duke, 1/9/25)	1 (vs. Oregon State, 3/22/25)
INDIVIDUAL BESTS	North Carolina	Opponents
Points	25-Maria Gakdeng (Virginia, 3/2/25)	29-Paige Bueckers (vs. UConn, 11/15/24)
Field Goals	10-Alyssa Ustby (N.C. Central, 11/29/24)	13-Sarah Strong (vs. UConn, 11/15/24)
Field Goal Attempts	18-Reniya Kelly (NC State, 2/16/25)	22-2x, last Ta'Niya Latson (Florida State, 1/26/25)
Field Goal Percentage (min. 5 made)	100%-2x, last Lexi Donarski (at Louisville, 2/23/25)	72.7%-Tonia Morgan (Georgia Tech, 12/15/24)
3-Point Field Goals	5-8x, last Lexi Donarski (vs. Oregon State, 3/22/25)	6-Sydney Bowles (Florida State, 1/26/25)
3-Field Goal Attempts	11-2x, last Lexi Donarski (vs. Boston College, 3/6/25)	12-Madelyn Bischoff (vs. Ball State, 11/23/24)
3-Point Field Goal Pct (min. 2 made)	100%-3x, last Reniya Kelly (vs. Virginia Tech, 2/13/25)	100%-Keshunt Nichols (Charleston So., 11/4/24)
Free Throws Made	9-Grace Townsend (Norfolk State, 12/21/24)	8-3x, last Aziaha James (vs. NC State, 3/8/25)
Free Throw Percentage (min. 4 made)	100%-8x, last Lanie Grant (vs. Boston College, 3/6/25)	100%-7x, last Ja'Naiya Quinerly (vs. West Virginia, 3/24/25)
Offensive Rebounds	9-Maria Gakdeng (at Syracuse, 2/20/25)	6-3x, last Toby Fournier (at Duke, 2/27/25)
Defensive Rebounds	16-Alyssa Ustby (at SMU, 1/16/25)	13-Nunu Agara (at Stanford, 2/2/25)
Total Rebounds	18-2x, last Alyssa Ustby (vs. Florida State, 3/7/25)	15-Kyah Watson (vs. West Virginia, 3/24/25)
Assists	8-Grace Townsend (UNCW, 11/7/24)	11-Kymora Johnson (Virginia, 3/2/25)
Turnovers	11-Alyssa Ustby (Duke, 1/9/25)	7-Terriana Gray (N.C. Central, 11/29/24)
Blocked Shots	4-Blanca Thomas (N.C. Central, 11/29/24)	8-2x, last Makayla Timpson (vs. Florida State, 3/7/25)
Steals	7-Indya Nivar (at Pitt, 1/19/25)	5-4x, last Kymora Johnson (Virginia, 3/2/25)
Minutes Played	40:00-4x, Alyssa Ustby last (vs. Duke, 3/28/25)	40:00-5x, last Kymora Johnson (Virginia, 3/2/25)
Minutes Played in OT	--	--

CAROLINA

GAME 1 • vs. CHARLESTON SO. • W (83-53)

GAME 2 • vs. UNCW • W (77-50)



Official Basketball Box Score - Final
Charleston So. at North Carolina
 11/10/24 Carmichael Arena, Chapel Hill
 2024-25 Women's Basketball

Game Time: 11:50 AM
 Game Duration: 1:47

Officials: Ryan Durham, Kara Hunter, Tommi Paris

Charleston So. - 53

NO. Name	Min	FG			FT			Rebounds		Fouls		TP	AS	TO	ST	Blocks		+/-
		M/A	3P/A	M/A	OR	DR	OR	DR	PF	FF	BS					BA		
20 Madison Adamson	F 27:44	0-7	0-1	1-4	2	1	3	0	4	1	1	2	0	0	0	0	0	-20
22 Saniya Jones	F 18:58	3-6	0-1	1-2	2	2	4	5	1	7	1	1	1	1	0	0	-16	
1 Catherine Alban	G 28:15	6-11	2-5	4-6	0	1	1	1	5	18	2	0	0	0	0	0	-27	
15 Alaina Nettles	G 23:40	1-4	0-0	2-2	0	4	4	1	1	4	3	2	1	0	1	0	-20	
21 Shimeil Muhammad	G 22:36	0-3	0-2	0-0	0	3	3	1	1	0	1	2	3	0	0	0	-19	
33 Tyonna Bailey	20:55	4-10	3-3	0-0	0	3	5	3	11	0	3	0	0	0	0	0	-15	
12 Keshunti Nichols	25:43	5-10	0-1	0-1	5	1	6	2	2	10	1	3	0	0	1	1	-14	
4 Caelan Ellis	04:22	0-2	0-2	0-0	0	0	0	0	0	0	0	1	0	0	0	0	-5	
11 Alba Garcia	09:28	1-3	0-1	0-0	0	0	0	0	0	2	1	0	1	0	0	0	-2	
23 Mayya Robinson	09:21	0-3	0-0	0-0	0	0	0	0	0	0	1	1	1	0	0	0	-12	
13 Taylor Caldwell	03:48	0-0	0-0	0-0	0	1	1	0	0	0	0	0	0	0	0	0	-8	
10 Courtney Davis	03:55	0-1	0-0	0-0	0	1	1	0	0	0	1	1	0	0	0	0	0	
35 Laura Ortega-Mora	01:17	0-0	0-0	0-0	0	0	0	0	0	0	0	0	0	0	0	0	-2	
Team					1	2	3				0	3						
Totals		20-60	5-16	8-15	13	21	34	10	17	53	10	21	7	2	6	30		

Technical Fouls: NONE

Shooting By Period		
1 st FG%	6-16	37.5%
3PT%	3-6	50.0%
FT%	1-2	50%
2 nd FG%	3-11	27.3%
3PT%	1-4	25.0%
FT%	0-0	0%
3 rd FG%	5-14	35.7%
3PT%	1-4	25.0%
FT%	1-11	54.5%
4 th FG%	6-19	31.6%
3PT%	0-2	0%
FT%	1-2	50%
GM FG%	20-60	33.3%
3PT%	5-16	31.3%
FT%	8-15	53.3%

Dead Ball Rebounds: 4, 3



Official Basketball Box Score - Final
UNCW at North Carolina
 11/10/24 Carmichael Arena, Chapel Hill
 2024-25 Women's Basketball

Game Time: 7:00 PM
 Game Duration: 1:51
 Attendance: 2,445

Officials: Eric Brewton, Krystle Appeltanz, Sarah Williams

UNCW - 50

NO. Name	Min	FG			FT			Rebounds		Fouls		TP	AS	TO	ST	Blocks		+/-
		M/A	3P/A	M/A	OR	DR	OR	DR	PF	FF	BS					BA		
0 Alexandra Zelaya	F 17:58	1-5	1-3	1-2	0	2	2	3	2	4	2	2	0	0	1	0	-6	
2 Taylor Henderson	G 29:21	4-11	2-2	5-8	0	6	6	3	5	16	2	3	1	0	0	0	-22	
3 Kate Hollifield	G 26:41	2-6	1-4	0-0	1	4	5	1	5	2	3	0	0	0	0	0	-19	
20 Jania Hall	G 24:00	2-9	0-0	0-0	0	2	2	0	4	4	3	2	1	0	0	0	-27	
22 Evan Miller	G 25:13	3-8	1-2	0-0	0	3	3	0	3	7	0	2	0	0	0	0	-18	
8 Isis Fitch	21:55	2-7	0-1	1-2	1	6	7	2	5	5	0	3	1	0	0	0	-13	
4 Tia Dobson	15:56	2-5	0-0	4-5	0	4	4	3	3	8	1	2	2	0	0	0	-5	
10 McCall King	11:43	0-1	0-1	0-0	0	0	0	2	1	0	0	2	0	0	0	0	-11	
24 Angelina Pelayo	09:06	1-5	0-0	0-0	0	2	5	3	0	2	0	3	0	0	0	0	-2	
1 Mary Ferrito	06:41	0-0	0-0	0-0	0	0	0	0	0	0	0	0	0	0	0	0	0	
5 Finley Lohan	11:28	0-0	0-0	0-0	0	3	3	1	0	0	0	1	0	0	0	0	0	
Team					5	3	8				2							
Totals		17-57	5-13	11-17	10	35	45	21	21	50	10	25	5	2	6	27		

Technical Fouls: NONE

Shooting By Period		
1 st FG%	1-10	10.0%
3PT%	0-0	0.0%
FT%	5-8	62.5%
2 nd FG%	4-15	26.7%
3PT%	1-4	25.0%
FT%	0-0	0%
3 rd FG%	6-12	50.0%
3PT%	2-5	40.0%
FT%	6-9	66.7%
4 th FG%	6-20	30.0%
3PT%	2-4	50.0%
FT%	0-0	0%
GM FG%	17-57	29.8%
3PT%	5-13	38.5%
FT%	11-17	64.7%

Dead Ball Rebounds: 3, 1

North Carolina - 83

NO. Name	Min	FG			FT			Rebounds		Fouls		TP	AS	TO	ST	Blocks		+/-
		M/A	3P/A	M/A	OR	DR	OR	DR	PF	FF	BS					BA		
5 Maria Gakdeng	C 17:31	2-3	0-0	0-0	2	5	7	2	2	4	1	3	1	0	0	0	0	12
1 Alyssa Usiby	G 24:27	8-15	1-3	1-1	4	4	8	2	1	18	5	3	0	2	1	0	0	19
2 Grace Townsend	G 19:09	2-5	0-3	2-2	0	3	3	0	1	6	2	2	2	0	0	0	0	23
10 Reniya Kelly	G 22:37	4-10	1-2	0-0	2	1	3	1	1	9	3	0	1	1	0	0	0	12
20 Lexi Donarski	G 26:18	6-11	2-6	0-0	1	2	2	0	14	1	0	1	0	0	0	0	0	23
34 Bianca Thomas	15:34	4-8	0-0	0-0	4	2	6	1	1	8	2	1	1	1	1	1	1	11
14 Trayanna Crisp	14:21	4-6	1-3	2-2	0	0	0	3	11	3	1	1	0	2	0	0	0	9
21 Cierra Toomey	13:43	0-5	0-3	0-2	1	4	5	1	2	0	1	0	0	0	0	0	0	12
3 Jordan Zubich	13:14	1-5	0-4	0-0	1	1	2	0	2	0	1	1	1	0	0	0	0	8
4 Laila Hull	12:30	2-4	1-2	0-0	1	2	3	0	5	2	0	1	0	0	0	0	0	11
15 Sydney Barker	06:54	1-1	0-0	0-0	0	1	1	0	2	0	0	0	0	0	0	0	0	3
Team					0	5	5				0							
Totals		35-76	6-28	7-9	17	29	46	17	10	83	23	10	10	6	2	30		

Technical Fouls: NONE

Shooting By Period		
1 st FG%	7-15	46.7%
3PT%	2-4	50.0%
FT%	4-4	100%
2 nd FG%	8-20	40.0%
3PT%	1-8	12.5%
FT%	1-1	100%
3 rd FG%	9-21	42.9%
3PT%	2-9	22.2%
FT%	2-2	100%
4 th FG%	11-20	55.0%
3PT%	1-7	14.3%
FT%	0-2	0%
GM FG%	35-76	46.1%
3PT%	6-28	21.4%
FT%	7-9	77.8%

Dead Ball Rebounds: 2, 1

CSU		UNC	
Biggest lead	0 (1 st 10:00)	32 (4 th 3:42)	
Best Scoring Run	6 (3 rd 7:13)	9 (3 rd 8:35)	
Lead Changes	0		
Times Tied	0		
Time with Lead	00:00	39:46	

Points from		CSU		UNC	
Turnovers	6	28			
Paint	22	48			
Second Chance	13	11			
Fast Breaks	5	12			
Bench	23	32			

Period by Period Scoring				
1st	2nd	3rd	4th	TOT
16	7	17	13	53
UNC	20	18	22	83

North Carolina - 77

NO. Name	Min	FG			FT			Rebounds		Fouls		TP	AS	TO	ST	Blocks		+/-
		M/A	3P/A	M/A	OR	DR	OR	DR	PF	FF	BS					BA		
5 Maria Gakdeng	C 09:28	3-4	0-0	2-4	1	2	3	1	3	8	0	2	0	2	0	0	0	11
1 Alyssa Usiby	G 26:10	2-13	0-4	3-7	4	5	9	3	5	7	3	2	2	2	0	0	0	21
2 Grace Townsend	G 21:57	0-3	0-2	0-0	0	3	4	2	0	0	8	3	0	0	0	0	0	21
10 Reniya Kelly	G 32:01	4-11	3-5	3-3	2	2	4	1	2	14	2	0	3	0	0	0	0	25
20 Lexi Donarski	G 29:39	8-14	5-11	0-0	4	4	3	0	21	1	0	3	0	0	0	0	0	19
14 Trayanna Crisp	15:05	3-6	1-3	1-2	0	2	2	3	1	8	1	1	0	0	0	0	0	2
34 Bianca Thomas	14:46	0-4	0-0	2-6	5	5	10	4	5	2	0	0	1	2	0	0	0	16
0 Lanie Grant	18:51	1-7	1-3	0-0	0	0	0	1	1	3	2	0	1	0	0	0	0	8
21 Cierra Toomey	17:04	4-8	0-1	1-2	3	5	8	2	2	9	0	0	3	0	0	0	0	2
3 Jordan Zubich	08:17	1-2	0-1	1-1	0													

CAROLINA

GAME 5 • vs. BALL STATE • W (63-52)

GAME 6 • vs. VILLANOVA • W, 53-36



Official Basketball Box Score - Final
Ball St. at North Carolina
 11/29/24 Atlantic Region, Paradise Island
 2024 Bad Boy Movers Battle 4 Atlantis
 Officials: Puzatni Welsh-Spurlock, Fouou Cissok, Stephens, Kayla Maxey

NO. Name	Min	FG		3P	FT	Rebounds		Fouls	TP	AS	TO	ST	Blocks		+/-	
		MA	AA			OR	DR						BS	BA		
14 Malyah Johnson	F 05:16	0-0	0-0	0-0	0-0	0	0	2	0	0	1	0	0	0	-1	
2 Alyssa Ustby	F 34:44	5-6	1-2	2-3	1	6	7	3	2	13	1	3	1	0	-14	
42 Elise Stuck	F 19:39	1-4	0-2	1-2	0	2	2	5	3	3	1	2	1	0	-13	
0 Aly Beck	G 37:20	2-9	0-4	3-5	4	7	4	2	4	7	7	6	3	0	-14	
11 Lachelle Austin	G 27:57	1-4	0-1	1-2	0	2	2	3	1	3	1	2	1	0	-4	
24 Madelyn Bischoff	G 31:20	7-20	5-12	0-0	0	5	5	1	4	19	0	2	1	0	-5	
3 Sydney Bolden	11:15	1-4	0-3	0-0	0	0	0	2	2	2	0	0	1	0	-10	
23 Zuri Ransom	10:02	0-2	0-2	0-0	1	0	1	2	0	0	1	1	0	0	0	
22 Tessa Towers	05:02	2-2	0-0	1-2	1	0	1	1	1	5	0	0	0	0	7	
30 Haley Smith	13:44	0-0	0-0	0-0	0	4	4	1	0	0	2	1	0	0	-1	
20 Alex Richard	02:41	0-0	0-0	0-0	0	0	0	0	0	0	0	0	0	0	0	
Team						1	2	3	0	1	1	2	0	1	-11	
Totals		19-51	6-26	8-14	7	25	32	22	17	52	11	20	9	1	2	-11

NO. Name	Min	FG		3P	FT	Rebounds		Fouls	TP	AS	TO	ST	Blocks		+/-	
		MA	AA			OR	DR						BS	BA		
34 Bianca Thomas	C 15:21	2-2	0-0	0-0	1	2	3	0	1	4	0	0	0	1	0	0
1 Alyssa Ustby	G 31:14	3-6	1-1	5-6	2	9	11	4	5	12	3	3	2	1	0	13
10 Remya Kelly	G 26:30	2-5	0-0	2-2	0	0	0	1	1	6	1	2	1	0	-1	
20 Lexi Donarski	G 24:53	2-10	1-6	0-0	0	3	3	1	0	5	1	1	1	0	0	
24 Indya Nivar	G 24:18	3-10	0-4	1-5	2	3	2	5	7	3	2	2	0	0	2	
0 Lanie Grant	27:12	3-6	3-4	6-7	0	2	2	3	7	15	1	4	0	0	19	
2 Grace Townsend	08:57	0-0	0-0	0-0	0	0	0	0	0	0	1	2	0	0	-6	
4 Laila Hull	05:03	1-4	0-2	0-0	0	2	2	0	0	2	0	1	0	0	3	
14 Trayanna Crisp	21:35	4-5	2-2	2-2	0	1	1	3	2	3	1	2	0	0	14	
21 Ciera Toomey	14:57	0-2	0-2	0-0	0	2	2	4	3	1	0	1	1	0	0	
Team						2	4	6	0	1	1	1	0	0	1	
Totals		20-50	7-21	16-22	9	28	37	17	22	63	13	18	9	2	1	11

Biggest lead	BST		Points from Turnovers	UNC		Period by Period Scoring
	1st	2nd		3rd	4th	
Biggest lead	2 (1 st 7:09)	15 (4 th 5:03)	14	17	14	17
Best Scoring Run	9 (2 nd 0:08)	12 (2 nd 8:13)	22	24	24	24
Lead Changes	2	2	8	6	5	8
Times Tied	5	5	8	14	14	8
Time with Lead	01:37	33:05	26	29	16	19



Official Basketball Box Score - Final
Villanova at North Carolina
 11/29/24 Atlantic Region, Paradise Island
 2024 Bad Boy Movers Battle 4 Atlantis
 Officials: Joe Vaszly, Puzatni Welsh-Spurlock, Saf Esho

NO. Name	Min	FG		3P	FT	Rebounds		Fouls	TP	AS	TO	ST	Blocks		+/-	
		MA	AA			OR	DR						BS	BA		
14 Lara Edmanson	F 25:29	4-11	0-3	3-4	4	3	7	1	7	11	1	1	0	0	-15	
25 Denae Carter	F 21:00	1-6	0-0	0-0	1	3	4	1	0	2	1	2	0	0	-10	
7 Bronagh Power-Cassidy	G 26:26	1-3	0-0	2-2	0	3	3	1	1	4	1	2	0	0	-16	
11 Jasmine Bascoe	G 29:02	0-7	0-3	2-4	0	5	5	2	3	2	3	6	0	0	-6	
34 Maddie Webber	G 31:51	4-13	4-7	0-0	2	2	4	1	0	12	0	1	1	1	-4	
23 Maddie Burke	G 23:03	0-4	0-2	0-0	1	5	6	2	1	0	0	3	1	1	-7	
8 Jayyah Green	G 16:59	0-4	0-1	0-0	1	2	1	0	1	2	0	1	0	0	-10	
4 Kallyn Ornel	G 14:40	1-2	1-2	0-0	1	0	1	2	3	1	0	0	0	0	-5	
20 Dari Ceseretti	10:47	1-1	0-0	0-0	1	1	2	0	2	0	1	0	0	0	0	
45 Rachel Wirts	00:43	0-0	0-0	0-0	0	0	0	0	0	0	0	0	0	0	-2	
Team						4	2	6	0	0	3	3	0	0	0	
Totals		12-51	5-18	7-10	14	25	39	12	14	36	8	21	2	3	2	-17

NO. Name	Min	FG		3P	FT	Rebounds		Fouls	TP	AS	TO	ST	Blocks		+/-	
		MA	AA			OR	DR						BS	BA		
34 Bianca Thomas	C 19:00	1-3	0-0	2-2	4	2	6	4	2	4	0	2	0	0	1	
1 Alyssa Ustby	G 27:39	6-8	1-1	1-2	3	11	14	1	2	14	1	1	0	0	0	
10 Remya Kelly	G 18:29	2-5	0-1	0-0	1	1	2	0	4	0	1	0	0	0	13	
20 Lexi Donarski	G 29:54	6-10	2-5	0-0	2	2	1	1	14	1	2	1	0	0	22	
24 Indya Nivar	G 27:02	2-9	0-0	0-0	0	2	2	1	3	4	3	6	0	0	5	
21 Ciera Toomey	14:26	1-4	0-1	0-0	0	3	3	1	1	2	0	0	1	1	0	
0 Lanie Grant	23:00	1-3	1-2	0-0	0	0	0	1	2	3	0	1	1	0	6	
14 Trayanna Crisp	17:30	2-5	0-1	0-0	1	1	3	0	4	2	0	0	0	0	8	
4 Laila Hull	10:52	1-5	1-4	0-0	1	2	3	0	0	1	0	1	0	0	1	
2 Grace Townsend	12:08	0-3	0-0	1-2	2	3	0	1	1	1	1	0	0	1	-3	
Team						1	2	0	0	0	1	1	0	0	1	
Totals		22-55	5-17	4-6	10	27	37	14	12	53	8	14	10	2	3	17

Biggest lead	VIL		Points from Turnovers	UNC		Period by Period Scoring
	1st	2nd		3rd	4th	
Biggest lead	0 (1 st 10:00)	21 (3 rd 0:46)	15	15	14	13
Best Scoring Run	5 (2 nd 6:17)	9 (2 nd 7:48)	14	30	14	30
Lead Changes	0	0	8	7	8	8
Times Tied	2	2	11	13	13	8
Time with Lead	00:00	38:35	5	13	17	13

GAME 7 • vs. INDIANA • W (69-39)

GAME 8 • vs. NC CENTRAL • 11/29/24



Official Basketball Box Score - Final
North Carolina at Indiana
 11/29/24 Atlantic Region, Paradise Island
 2024 Bad Boy Movers Battle 4 Atlantis - Championship Game
 Officials: Puzatni Welsh-Spurlock, Eric Brewton, Joe Vaszly

NO. Name	Min	FG		3P	FT	Rebounds		Fouls	TP	AS	TO	ST	Blocks		+/-	
		MA	AA			OR	DR						BS	BA		
34 Bianca Thomas	C 17:10	0-0	0-0	1-2	2	4	6	2	2	1	0	1	0	0	8	
1 Alyssa Ustby	G 25:26	4-11	0-0	1-2	4	9	13	2	3	9	5	1	0	0	19	
10 Remya Kelly	G 24:49	2-7	1-2	0-0	1	2	0	0	5	0	1	0	0	14		
20 Lexi Donarski	G 22:29	1-6	1-4	1-2	1	1	2	1	4	1	1	0	0	0	16	
24 Indya Nivar	G 27:03	6-9	0-0	3-7	2	3	5	2	6	15	1	3	0	0	13	
21 Ciera Toomey	22:50	3-7	1-4	0-0	1	6	7	0	0	9	2	0	0	1	22	
0 Lanie Grant	15:32	2-6	3-2	0-0	1	2	3	4	2	5	0	1	1	0	21	
2 Grace Townsend	14:26	3-3	0-0	0-0	1	0	1	2	0	6	3	3	0	0	15	
14 Trayanna Crisp	19:19	5-10	5-9	0-0	0	3	1	1	15	3	0	1	0	0	24	
4 Laila Hull	07:22	0-0	0-0	0-0	0	0	0	0	0	1	0	1	0	0	-2	
3 Jordan Zubich	03:35	0-2	0-2	0-0	0	0	0	0	0	0	0	0	0	1	0	
Team						2	3	5	0	0	0	0	0	0	1	
Totals		26-61	11-23	6-13	15	32	47	14	15	69	16	11	7	2	1	30

NO. Name	Min	FG		3P	FT	Rebounds		Fouls	TP	AS	TO	ST	Blocks		+/-
		MA	AA			OR	DR						BS	BA	
52 Lilly Meister	F 24:37	1-7	0-2	0-0	2	1	3	1	1	2	2	1	0	0	-15
10 Shay Cizki	G 40:00	2-8	1-5	0-0	1	2	3	0	1	5	0	3	1	0	-30
10 Jyana Garzon	G 35:08	4-12	2-8	0-0	1	4	5	3	0	10	1	5	2	0	-26
20 Shyllana LaMendola	G 30:09	2-8	1-7	1-2	1	1	11	3	3	6	0	0	0	0	-16
22 Chloe Moore-McNeil	G 37:03	4-12	0-2	0-0	1	2	3	2	8	3	3	1	1	0	-30
1 Lexus Baggesser	14:29	1-2	0-0	0-0	1	1	2	4	2						

CAROLINA

GAME 9 • vs. KENTUCKY • W (72-53)

GAME 10 • vs. COPPIN STATE • 12/8/24



Official Basketball Box Score - Final
Kentucky at North Carolina
 12/05/24 Carmichael Arena, Chapel Hill
 2024-25 Women's Basketball

Game Time: 5:00 PM
 Game Duration: 1:46
 Attendance: 2,816

Officials:

Kentucky - 53

Record: 7-1

NO. Name	Min	FG		3P		FT		Rebounds		Fouls		TP	AS	TO	ST	Blocks			+/-	
		M.A.	A.A.	M.A.	A.A.	OR	DR	OR	DR	PF	FD					BS	BA	BA		
7 Tierni Key	F 25:39	3-5	0-1	1-2	3	5	3	1	7	0	4	1	0	1	7					
32 Amalia Hassett	F 37:20	4-9	4-8	1-2	0	13	13	2	13	0	2	1	1	0	0	19				
13 Clara Strack	C 25:11	2-10	0-1	0-2	2	2	4	4	4	2	2	0	1	2	22					
3 Georgia Amooore	G 40:00	4-12	0-5	2-2	0	0	0	3	10	8	1	1	0	0	0	19				
17 Clara Lawrence	G 37:27	5-11	3-6	4-4	0	1	1	2	17	0	2	0	0	0	0	18				
10 Dazia Silva	14:39	1-4	0-0	0-0	1	2	2	0	2	0	1	0	1	1	4					
5 Cassidy Rowe	15:54	0-1	0-1	0-0	0	1	1	0	1	0	0	0	0	0	0	1				
4 Lexi Blue	04:10	0-2	0-2	0-0	0	0	0	0	0	0	0	0	0	0	0	5				
Team					0	0	0	0												
Totals		19-54	7-24	8-12	6	23	29	15	14	53	11	13	3	3	4	19				

Technical Fouls: NONE

Shooting By Period

1st FG%	6-12	50.0%
3PT%	2-2	100.0%
FT%	2-2	100.0%
2nd FG%	3-13	23.1%
3PT%	0-6	0.0%
FT%	3-4	75.0%
3rd FG%	5-14	35.7%
3PT%	1-5	20.0%
FT%	3-4	75.0%
4th FG%	5-15	33.3%
3PT%	4-11	36.4%
FT%	0-2	0%
GM FG%	19-54	35.2%
3PT%	7-24	29.2%
FT%	8-12	66.7%

Dead Ball Rebounds: 4,2

North Carolina - 72

Record: 8-1

NO. Name	Min	FG		3P		FT		Rebounds		Fouls		TP	AS	TO	ST	Blocks			+/-	
		M.A.	A.A.	M.A.	A.A.	OR	DR	OR	DR	PF	FD					BS	BA	BA		
5 Maria Gakdeng	C 29:24	7-9	0-0	2-3	3	6	9	4	3	16	0	2	0	2	2	2	0	16		
1 Alyssa Usitby	G 30:25	6-9	1-1	0-0	1	7	8	2	3	13	3	4	2	0	0	0	15			
10 Reniya Kelly	G 34:52	5-11	3-3	5-6	1	2	3	2	4	18	6	1	1	0	0	0	28			
20 Lexi Donarski	G 31:35	1-4	1-2	0-0	1	4	5	2	0	3	1	0	1	1	0	25				
24 Indya Nivar	G 23:31	3-9	0-3	0-2	1	2	3	2	2	6	2	2	0	0	0	0	18			
21 Cierra Toomey	20:11	3-9	2-7	0-0	1	3	4	1	1	8	0	0	0	0	1	7				
14 Trayanna Crisp	22:56	3-8	0-2	2-2	0	3	3	1	2	8	2	0	0	0	0	5				
0 Lanie Grant	05:09	0-0	0-0	0-0	0	1	1	0	0	0	0	0	0	0	0	0	0	0	0	0
2 Grace Townsend	01:59	0-0	0-0	0-0	0	0	0	0	0	0	0	0	0	0	0	0	0	0	0	0
Team					0	1	1	0	0											
Totals		28-59	7-18	9-13	8	29	37	14	13	72	15	9	4	4	3	18				

Technical Fouls: NONE

Shooting By Period

1st FG%	9-17	52.9%
3PT%	3-5	60.0%
FT%	0-0	0%
2nd FG%	7-16	43.8%
3PT%	1-4	25.0%
FT%	0-1	0%
3rd FG%	6-16	37.5%
3PT%	2-6	33.3%
FT%	0-0	0%
4th FG%	6-10	60.0%
3PT%	1-3	33.3%
FT%	1-2	50%
GM FG%	28-59	47.5%
3PT%	7-18	38.9%
FT%	9-13	69.2%

Dead Ball Rebounds: 2,0

	UK	UNC
Biggest lead	0 (1st 10:00)	19 (4th 0:26)
Best Scoring Run	10 (1st 0:30)	9 (1st 7:26)
Lead Changes	0	1
Times Tied	1	0
Time with Lead	00:00	39:19

Points from	Turnovers	Paint	Second Chance	Fast Breaks	Bench	Period by Period Scoring			
						1st	2nd	3rd	4th
UK	16	9	14	14	53				
UNC	21	15	14	22	72				



Official Basketball Box Score - Final
Coppin St. at North Carolina
 12/08/24 Carmichael Arena, Chapel Hill
 2024-25 Women's Basketball

Game Time: 2:00 PM
 Game Duration: 1:38
 Attendance: 2,415

Officials: Teri Paffo, John Capolino, Roy Jackson

Coppin St. - 46

Record: 6-5

NO. Name	Min	FG		3P		FT		Rebounds		Fouls		TP	AS	TO	ST	Blocks			+/-	
		M.A.	A.A.	M.A.	A.A.	OR	DR	OR	DR	PF	FD					BS	BA	BA		
31 Laila Lawrence	F 31:40	4-15	1-4	1-2	2	8	10	1	4	10	1	2	1	1	1	14				
3 Arielle-Vadrolle Belinga	C 23:51	1-8	0-3	0-0	4	3	7	4	1	2	0	2	0	0	0	2	16			
2 Tiffany Hammond	G 36:01	4-11	3-9	1-1	0	4	4	1	2	12	3	2	0	0	0	0	15			
5 Tyler Gray	G 26:25	1-6	0-1	0-0	1	2	3	1	0	2	0	2	0	0	0	1	23			
11 Angel Jones	G 34:10	5-13	0-3	2-3	2	3	3	1	3	12	1	2	0	0	0	1	19			
1 Cire Worley	19:55	2-5	1-3	0-0	1	4	5	1	1	5	1	2	0	0	0	0	19			
12 Mickelle Lowry	09:49	1-5	1-3	0-0	0	0	0	0	1	0	0	0	0	0	0	0	2	6		
20 Niyah Gaston	11:18	0-2	0-2	0-0	0	1	1	0	0	0	0	0	0	0	0	0	14			
0 Kyiah Moore	06:52	0-1	0-0	0-0	0	1	1	0	0	0	0	0	0	0	0	0	0	0	0	0
Team					2	1	3	0	0											
Totals		18-66	6-28	4-6	12	25	37	10	11	46	6	11	3	1	7	26				

Technical Fouls: NONE

Shooting By Period

1st FG%	5-18	27.8%
3PT%	2-6	33.3%
FT%	1-1	100%
2nd FG%	5-20	25.0%
3PT%	3-10	30.0%
FT%	1-2	50%
3rd FG%	6-13	46.2%
3PT%	1-6	16.7%
FT%	1-1	100%
4th FG%	2-15	13.3%
3PT%	0-6	0%
FT%	1-2	50%
GM FG%	18-66	27.3%
3PT%	6-28	21.4%
FT%	4-6	66.7%

Dead Ball Rebounds: 1,0

North Carolina - 72

Record: 9-1

NO. Name	Min	FG		3P		FT		Rebounds		Fouls		TP	AS	TO	ST	Blocks			+/-	
		M.A.	A.A.	M.A.	A.A.	OR	DR	OR	DR	PF	FD					BS	BA	BA		
5 Maria Gakdeng	C 17:35	5-6	0-0	0-2	2	1	3	1	3	10	2	1	1	2	0	10				
1 Alyssa Usitby	G 19:01	2-6	2-4	0-0	0	4	5	0	6	3	3	0	1	0	0	11				
10 Reniya Kelly	G 17:24	3-5	2-3	0-0	0	2	2	0	8	2	0	0	0	0	0	11				
20 Lexi Donarski	G 20:44	3-5	3-5	0-0	0	4	4	0	1	9	0	0	1	1	0	13				
24 Indya Nivar	G 22:22	1-10	1-2	1-2	1	5	6	3	4	3	2	2	1	1	1	16				
0 Lanie Grant	19:06	1-3	0-1	0-0	0	3	3	0	1	2	2	0	0	0	0	11				
2 Grace Townsend	15:46	3-5	0-0	0-0	1	4	5	0	6	2	2	1	0	0	0	9				
14 Trayanna Crisp	17:38	3-7	0-3	0-0	1	5	6	1	6	1	2	0	0	0	0	10				
34 Bianca Thomas	14:41	1-5	0-0	3-4	3	3	4	1	2	5	0	0	0	0	0	7				
4 Laila Hull	19:21	2-4	1-3	0-0	1	3	4	0	6	1	1	0	0	1	0	11				
21 Cierra Toomey	12:23	3-6	2-4	0-0	0	0	0	0	8	1	0	0	0	0	0	13				
3 Jordan Zubich	06:29	0-0	0-0	0-0	0	1	0	0	0	0	0	0	0	0	0	4				
15 Sydney Barker	03:30	1-1	1-1	0-0	0	1	0	0	0	3	0	0	0	0	0	4				
Team					1	3	4	0	0											
Totals		28-63	12-26	4-8	12	37	49	11	10	72	18	13	5	7	1	26				

Technical Fouls: NONE

Shooting By Period

1st FG%	8-12	66.7%
3PT%	5-6	83.3%
FT%	2-2	100%
2nd FG%	9-18	50.0%
3PT%	4-7	57.1%

CAROLINA

GAME 13 • vs. FLORIDA • W (77-57)

GAME 14 • vs. NORFOLK STATE • W (90-47)



Official Basketball Box Score - Final
Florida at North Carolina
 12/18/24 Spectrum Center, Charlotte, NC
 2024-25 Women's Basketball

Game Time: 6:30 PM
 Game Duration: 1:48

Officials: Maj Forsberg, InFiri Robinson, Kristen Bell

Florida - 57

Record: 7-5

NO.	Name	Min	FG			FT			Rebounds		Fouls		TP	AS	TO	ST	Blocks		+/-
			M/A	M/A	M/A	M/A	OR	DR	OR	DR	PF	FF					BS	BA	
8	Me'Arrah O'Neal	F 16:43	0-3	0-1	1-2	1	2	3	2	2	1	0	1	0	0	0	0	0	20
24	Ria Shayya Kyle	F 17:04	2-5	0-0	4-5	2	9	11	4	3	8	0	1	0	0	0	0	2	
13	Laila Reynolds	G 31:27	3-7	0-0	4-6	0	4	4	3	5	10	2	5	2	1	1	1	18	
20	Jeriah Warren	G 28:18	2-7	1-4	1-1	2	3	5	2	3	6	2	3	0	0	0	0	-17	
23	Liv McGill	G 30:01	5-21	0-6	5-6	0	3	3	2	3	15	0	3	1	0	0	0	15	
3	Alexia Mobley	G 20:27	4-5	0-0	0-0	2	0	2	5	0	8	0	2	2	1	1	0	-21	
6	Kenza Salgues	16:12	0-1	0-1	2-2	0	1	1	1	1	2	0	3	1	0	0	0	-2	
9	Alexia Dizeko	16:56	1-3	0-0	2-2	1	0	1	0	1	4	0	2	0	0	0	0	-2	
21	Eriny Kindred	11:31	0-3	0-0	0-0	0	2	2	2	0	0	0	0	0	0	0	0	-6	
22	Päige Clausen	02:07	0-0	0-0	0-0	0	0	0	0	0	0	0	0	0	0	0	0	0	
12	Daviane Mindoudi	09:15	1-2	1-1	0-0	2	2	4	1	0	3	1	0	0	0	0	0	-1	
Team						1	2	3	0	0	0								
Totals			18-57	2-13	19-24	11	28	39	22	18	57	5	20	6	2	5	20		

Technical Fouls: NONE

Shooting By Period		
1 st FG%	3-14	21.4%
3PT%	0-4	0.0%
FT%	1-2	50%
2 nd FG%	5-16	31.3%
3PT%	1-6	16.7%
FT%	2-4	50%
3 rd FG%	4-10	40.0%
3PT%	0-0	0.0%
FT%	12-13	92.3%
4 th FG%	6-17	35.3%
3PT%	1-3	33.3%
FT%	4-5	80%
GM FG%	18-57	31.6%
3PT%	2-13	15.4%
FT%	19-24	79.2%

Dead Ball Rebounds: 4, 1

North Carolina - 77

Record: 11-2

NO.	Name	Min	FG			FT			Rebounds		Fouls		TP	AS	TO	ST	Blocks		+/-
			M/A	M/A	M/A	M/A	OR	DR	OR	DR	PF	FF					BS	BA	
5	Maria Gakdong	C 24:30	5-6	0-0	4-6	4	4	8	1	7	14	1	0	1	0	0	0	23	
1	Alyssa Usby	G 26:06	4-9	0-2	3-4	0	4	4	1	4	11	3	1	0	0	0	0	18	
10	Reniya Kelly	G 23:09	4-6	1-2	0-0	1	2	2	1	1	0	9	3	4	0	0	0	13	
20	Lexi Donarski	G 25:13	2-11	1-9	0-0	1	2	2	1	1	5	3	0	0	0	0	0	15	
24	Indya Nivar	G 17:35	3-7	2-4	0-0	1	5	6	3	1	8	1	6	0	1	1	9		
0	Lanie Grant	18:02	5-10	3-7	0-0	1	3	4	4	2	13	0	1	2	0	0	9		
2	Grace Townsend	14:28	1-3	0-1	0-0	0	0	0	0	0	2	1	1	1	0	0	9		
34	Blanca Thomas	09:01	0-2	0-0	1-2	0	2	2	2	1	1	0	0	0	0	0	0		
14	Trayanna Crisp	11:32	2-8	1-5	0-0	1	2	3	0	1	5	1	0	0	1	1	4		
21	Ciera Toomey	12:29	0-0	0-0	2-2	0	0	0	2	1	2	0	1	0	1	0	0		
4	Laila Hull	09:14	1-1	1-1	2-2	1	0	1	2	3	5	0	0	1	1	0	0		
3	Jordan Zubich	06:19	0-3	0-3	0-0	0	0	0	0	0	0	0	0	0	0	0	0		
15	Sydney Barker	02:24	0-0	0-0	2-2	0	0	0	0	1	2	0	0	0	0	0	-2		
Team						3	6	9	0	0	0								
Totals			27-66	9-34	14-18	12	29	41	18	22	77	13	14	5	5	2	20		

Technical Fouls: NONE

Shooting By Period		
1 st FG%	9-15	60.0%
3PT%	5-10	50.0%
FT%	0-0	0%
2 nd FG%	8-16	50.0%
3PT%	0-4	0.0%
FT%	2-2	100%
3 rd FG%	6-20	30.0%
3PT%	3-10	30.0%
FT%	3-4	75%
4 th FG%	4-15	26.7%
3PT%	1-10	10.0%
FT%	9-12	75%
GM FG%	27-66	40.9%
3PT%	9-34	26.5%
FT%	14-18	77.8%

Dead Ball Rebounds: 2, 0

Biggest lead	UNC	
	2 (1 st 8:32)	27 (3 rd 6:52)
Best Scoring Run	14 (3 rd 2:48) 11 (1 st 0:41)	
Lead Changes	1	
Times Tied	2	
Time with Lead	00:21	35:51

Points from Turnovers	UNC	
	13	21
Point	24 28	
Second Chance	8 10	
Fast Breaks	18 7	
Bench	17 30	

Period by Period Scoring	UNC			
	1st	2nd	3rd	4th
Point	7	13	20	17
Score	7	20	40	57



Official Basketball Box Score - Final
Norfolk St. at North Carolina
 12/21/24 Carmichael Arena, Chapel Hill
 2024-25 Women's Basketball

Game Time: 12:00 PM
 Game Duration: 1:50

Officials: Mark Berger, Tasha Smith, Kayla Massey

Norfolk St. - 47

Record: 11-4

NO.	Name	Min	FG			FT			Rebounds		Fouls		TP	AS	TO	ST	Blocks		+/-
			M/A	M/A	M/A	M/A	OR	DR	OR	DR	PF	FF					BS	BA	
12	Makoye Diawara	F 23:34	0-2	0-2	2-2	0	1	1	4	2	2	0	2	1	0	0	0	-31	
22	Kierra Wheeler	F 19:08	0-6	0-3	1-2	1	2	3	4	1	1	0	5	0	0	0	0	-13	
1	Da'Brya Clark	G 12:43	0-3	0-2	0-0	0	1	1	5	0	0	0	4	0	0	0	0	-20	
3	Diamond Johnson	G 39:13	8-22	1-8	2-2	4	4	8	2	3	19	1	3	0	0	1	-41		
4	Anjanae Richardson	G 24:36	5-13	1-3	0-0	2	0	2	3	0	11	0	6	0	0	0	-27		
2	Niya Fields	16:17	0-1	0-1	0-0	0	1	1	1	0	0	0	1	1	0	0	-21		
13	Skye Robinson	13:17	0-0	0-0	0-0	0	2	2	1	0	0	0	0	1	0	0	-21		
24	Danajiah Williams	17:20	1-3	0-0	2-2	3	2	5	0	1	4	0	1	0	1	0	-25		
11	Amari Smith	09:59	1-2	1-2	0-0	0	3	3	1	0	3	0	2	0	0	0	2		
25	Clara Bailey	10:05	0-1	0-0	1-2	3	1	4	0	2	1	0	2	1	0	0	-15		
21	Stephanie Mosley	13:48	1-3	0-2	4-5	1	0	1	3	3	6	0	0	0	0	0	-3		
Team						0	1	1	0	0	0								
Totals			16-56	3-23	12-15	14	18	32	24	12	47	1	24	5	2	3	-43		

Technical Fouls: NONE

Shooting By Period		
1 st FG%	9-12	75.0%
3PT%	4-5	80.0%
FT%	1-7	14.3%
2 nd FG%	3-13	23.1%
3PT%	1-7	14.3%
FT%	4-6	66.7%
3 rd FG%	2-6	33.3%
3PT%	1-7	14.3%
FT%	0-0	0%
4 th FG%	9-15	60.0%
3PT%	1-4	25.0%
FT%	4-5	80%
GM FG%	16-56	28.6%
3PT%	3-23	13.0%
FT%	12-15	80.0%

Dead Ball Rebounds: 2, 1

North Carolina - 90

Record: 12-2

NO.	Name	Min	FG			FT			Rebounds		Fouls		TP	AS	TO	ST	Blocks		+/-
			M/A	M/A	M/A	M/A	OR	DR	OR	DR	PF	FF					BS	BA	
5	Maria Gakdong	C 16:22	4-5	0-0	3-3	3	4	7	2	6	11	0	2	0	0	0	0	27	
1	Alyssa Usby	G 20:35	5-8	0-1	0-0	3	8	11	0	0	10	3	1	1	0	0	28		
2	Grace Townsend	G 24:29	2-7	1-3	9-10	0	2	2	1	6	14	5	1	3	0	0	30		
20	Lexi Donarski	G 18:53	4-8	3-7	0-0	1	0	1	0	1	11	1	1	0	0	0	32		
24	Indya Nivar	G 18:28	0-3	0-2	2-2	0	1	1	1	3	2	1	3	1	2	0	26		
34	Blanca Thomas	21:50	0-5	0-0	3-4	3	4	7	2	2	3	2	0	0	0	0	20		
0	Lanie Grant	18:50	5-8	4-6	1-2	1	3	4	1	3	15	2	1	0	0	0	20		
14	Trayanna Crisp	14:24	2-5	2-3	2-2	0	4	4	1	2	8	1	5	1	0	0	11		
21	Ciera Toomey	19:25	4-6	2-4	0-0	2	1	3	1	2	10	1	1	0	0	0	15		
4	L																		

CAROLINA

GAME 17 • vs. DUKE • W (53-46, OT)

GAME 18 • vs. BOSTON COLLEGE • W (80-67)



Official Basketball Box Score - Final
Duke at North Carolina
 01/09/25 Carmichael Arena, Chapel Hill
 2024-25 Women's Basketball

Game Time: 7:00 PM
 Game Duration: 2:24
 Attendance: 4,296

Officials: Maj Forsberg, Mark Resch, Talisa Green

Duke - 46

Record: 12-4 (3-1)

NO. Name	Min	FG		3P		FT		Rebounds		Fouls		TP	AS	TO	ST	Blocks		+/-		
		M/A	M/A	M/A	M/A	OR	DR	OR	DR	PF	FF					BS	BA			
12 Delaney Thomas	F 28:07	3-9	0-0	1-2	4	6	10	5	3	7	0	0	3	2	0	1	1	1	1	1
3 Ashlon Jackson	G 27:44	3-7	2-3	2-2	0	1	1	3	1	1	10	1	1	1	2	1	0	0	0	0
4 Jadya Donovan	G 33:32	2-8	0-0	3-8	6	5	11	3	4	1	7	2	2	2	1	2	2	2	2	2
22 Taina Mai	G 33:40	2-8	0-3	0-0	1	4	5	4	0	4	2	1	4	2	0	0	0	0	0	0
24 Reign Richardson	G 38:41	2-16	1-5	0-0	0	1	1	2	1	5	1	1	1	1	0	0	0	0	0	0
35 Toby Fournier	18:49	0-8	0-1	2-2	3	3	6	1	2	2	2	0	3	1	2	2	2	2	2	2
5 Oluchi Okanwa	21:12	1-5	0-2	1-2	0	3	3	1	5	3	0	0	3	6	0	0	0	0	0	0
2 Vanessa de Jesus	05:58	1-2	0-0	0-0	0	0	0	0	0	0	2	0	0	0	0	0	0	0	0	0
13 Jordan Wood	08:50	1-2	0-1	0-0	0	0	0	2	0	2	0	2	0	2	0	0	0	0	0	0
15 Emma Koebel	08:17	1-3	1-2	1-2	0	0	0	1	2	4	0	0	0	0	0	0	1	1	1	1
Totals		16-68	4-17	10-18	18	25	47	22	18	48	5	21	16	4	7	7	7	7	7	7

Technical Fouls: NONE

Dead Ball Rebounds: 5, 1

North Carolina - 53

Record: 14-3 (2-2)

NO. Name	Min	FG		3P		FT		Rebounds		Fouls		TP	AS	TO	ST	Blocks		+/-		
		M/A	M/A	M/A	M/A	OR	DR	OR	DR	PF	FF					BS	BA			
5 Maria Gakdeng	C 17:23	2-7	0-0	0-0	2	2	4	5	4	4	2	2	0	2	0	2	0	0	0	0
1 Alyssa Usliby	G 39:51	4-11	0-0	2-4	1	11	12	3	4	10	1	11	2	2	1	1	1	1	1	1
10 Reniya Kelly	G 39:46	3-8	0-1	2-4	2	3	5	3	3	8	1	0	2	0	0	0	0	0	0	0
20 Lexi Donarski	G 34:42	1-6	1-3	1-4	1	1	2	1	2	4	1	2	1	1	0	1	0	1	1	1
24 Indya Nivar	G 28:50	3-12	1-3	0-0	1	8	9	1	3	7	4	3	2	0	0	1	1	1	1	1
34 Blanca Thomas	24:27	2-5	0-0	3-4	3	5	8	1	2	7	0	1	2	3	1	5	5	5	5	5
0 Lanie Grant	20:29	1-3	0-1	7-7	0	1	1	2	3	9	0	4	0	0	0	0	0	0	0	0
14 Trayama Crisp	10:31	0-0	0-0	2-2	0	0	0	0	1	2	0	0	0	0	0	0	0	0	0	0
21 Ciara Toomey	06:23	1-1	0-0	0-0	0	2	2	1	0	2	0	0	0	0	0	0	0	0	0	0
2 Grace Townsend	02:38	0-0	0-0	0-0	0	0	0	0	0	0	0	0	0	0	0	0	0	0	0	0
Totals		17-53	2-8	17-25	12	35	47	18	22	53	9	26	9	7	4	7	4	7	4	7

Technical Fouls: NONE

Dead Ball Rebounds: 6, 2

Biggest lead

4 (1st 1:33) 16 (3rd 3:25)

Best Scoring Run

10 (3rd 0:05) 16 (3rd 3:25)

Lead Changes

4

Times Tied

7

Time with Lead

11:03 23:38

Points from Turnovers 25 9

Paint 18 26

Second Chance 4 10

Fast Breaks 7 2

Bench 13 20

Period by Period Scoring

1st 2nd 3rd 4th TOT

DU 8 8 10 14 6 46

UNC 6 10 16 8 13 53



Official Basketball Box Score - Final
Boston College at North Carolina
 01/12/25 Carmichael Arena, Chapel Hill
 2024-25 Women's Basketball

Game Time: 2:00 PM
 Game Duration: 2:25
 Attendance: 3,478

Officials: Mark Berger, Tyler Trimble, Linda Miles

Boston College - 67

Record: 10-8 (1-4)

NO. Name	Min	FG		3P		FT		Rebounds		Fouls		TP	AS	TO	ST	Blocks		+/-	
		M/A	M/A	M/A	M/A	OR	DR	OR	DR	PF	FF					BS	BA		
10 Nene Ndiaye	F 15:04	0-3	0-0	1-2	2	2	4	2	1	0	2	0	0	2	0	0	0	0	0
32 Teya Sidberry	F 24:05	2-9	0-5	2-2	0	2	2	2	1	6	1	3	1	0	0	0	0	0	0
0 Athena Tomlinson	G 08:58	0-0	0-0	0-0	0	1	1	2	0	0	1	0	0	0	0	0	0	0	0
24 Dontavia Waggoner	G 27:07	4-7	0-1	7-12	2	3	5	4	11	15	1	5	3	0	0	0	0	0	0
30 Tyana Todd	G 31:58	4-9	2-4	8-9	0	3	3	3	7	18	2	6	1	0	1	0	0	0	0
33 Savannah Samuel	G 34:35	6-11	0-1	0-0	1	6	7	2	0	12	0	2	0	0	2	0	0	0	0
13 Tatum Greene	24:01	2-5	1-1	0-0	0	3	3	4	0	5	2	1	0	0	1	0	0	0	0
21 Andrea Daley	28:00	4-12	0-3	2-2	1	5	6	1	2	10	0	1	0	1	0	1	0	0	0
16 Lil Krasovec	04:32	0-0	0-0	0-0	0	0	0	0	0	0	0	0	0	0	0	0	0	0	0
Totals		22-56	3-15	20-27	14	26	40	22	23	67	6	22	7	1	5	13	13	13	13

Technical Fouls: NONE

Dead Ball Rebounds: 3, 0

North Carolina - 80

Record: 15-3 (3-2)

NO. Name	Min	FG		3P		FT		Rebounds		Fouls		TP	AS	TO	ST	Blocks		+/-	
		M/A	M/A	M/A	M/A	OR	DR	OR	DR	PF	FF					BS	BA		
5 Maria Gakdeng	C 22:58	4-6	0-0	0-2	3	3	6	1	5	8	0	2	0	2	0	1	1	1	1
1 Alyssa Usliby	G 31:44	8-13	0-2	1-3	1	3	4	4	5	17	4	0	0	2	0	2	0	2	2
10 Reniya Kelly	G 29:51	4-7	1-2	5-5	3	3	3	3	2	14	2	0	0	2	0	0	0	0	0
20 Lexi Donarski	G 20:03	2-8	1-5	0-0	0	1	1	4	0	5	0	1	0	0	0	0	0	0	0
24 Indya Nivar	G 15:36	3-5	0-2	2-3	0	3	3	5	3	8	2	3	3	0	0	0	0	0	0
0 Lanie Grant	25:26	3-6	2-5	4-4	0	2	2	2	12	2	3	0	0	0	0	0	0	0	0
2 Grace Townsend	21:20	1-5	0-2	3-4	0	0	0	0	3	5	4	4	2	0	0	0	0	0	0
34 Blanca Thomas	14:28	3-3	0-0	0-0	0	4	4	1	1	6	0	0	0	0	0	0	0	0	0
21 Ciara Toomey	03:52	0-0	0-0	0-0	0	0	0	0	0	0	0	0	0	0	0	0	0	0	0
4 Laila Hull	08:52	0-1	0-1	0-0	0	2	2	0	0	1	1	0	1	0	0	0	0	0	0
3 Jordan Zubich	05:52	1-2	1-2	2-2	0	0	0	0	1	1	5	0	0	0	0	0	0	0	0
Totals		29-56	5-21	17-23	4	24	28	23	22	80	15	14	7	5	1	13	13	13	13

Technical Fouls: NONE

Dead Ball Rebounds: 3, 0

Biggest lead 6 (2nd 2:00) 18 (4th 4:00)

Best Scoring Run 7 (2nd 7:33) 8 (3rd 8:18)

Lead Changes 2

Times Tied 4

Time with Lead 07:27 29:49

Points from Turnovers 12 22

Paint 10 2

Second Chance 10 2

Fast Breaks 4 6

Bench 27 28

Period by Period Scoring

1st 2nd 3rd 4th TOT

BC 16 24 12 15 67

UNC 21 16 23 20 80

GAME 19 • at SMU • W (64-33)

GAME 20 • at PITT • W (75-58)



Official Basketball Box Score - Final
North Carolina at SMU
 01/16/25 Moody Coliseum, Dallas
 2024-25 Women's Basketball

Game Time: 7:00 PM
 Game Duration: 1:46
 Attendance: 1,195

Officials: Puani Spurlock, Ken Nash, Jeff Woodson

North Carolina - 64

Record: 16-3 (4-2)

NO. Name	Min	FG		3P		FT		Rebounds		Fouls		TP	AS	TO	ST	Blocks		+/-
		M/A	M															

CAROLINA

GAME 21 • vs. WAKE FOREST • W (76-51)

GAME 22 • vs. FLORIDA STATE • L (84-86)



Official Basketball Box Score - Final
Wake Forest at North Carolina
01/23/25 Carmichael Arena, Chapel Hill
2024-25 Women's Basketball

Game Time: 7:00 PM
Game Duration: 1:47
Attendance: 2,463

Officials: Fatou Cessko-Stephens, Krystle Appalanzo, Kelsey Reynolds

Wake Forest - 51

Record: 7-12 (0-8)

NO. Name	Min	FG		3P		FT		Rebounds		Fouls		TP	AS	TO	ST	Blocks		+/-
		M/A	M/A	M/A	M/A	OR	DR	OR	DR	PF	FF					BS	BA	
5 Malaya Cowles	F 27:56	4-7	0-0	2-4	0	3	3	2	10	0	5	1	0	1	0	1	-4	
25 Demeara Hinds	F 30:45	0-3	0-0	3-4	0	4	4	3	3	3	5	1	5	1	0	0	-7	
2 Aurora Sorbye	G 29:11	0-3	0-0	0-1	1	2	0	0	2	2	0	0	0	0	0	0	-28	
14 Rylie Theuerkauf	G 34:15	8-13	1-4	2-2	0	1	1	2	3	19	1	5	1	0	0	-11		
21 Elise Williams	G 32:11	3-5	1-3	1-2	0	4	4	2	4	8	5	3	1	0	0	-21		
11 Raegyn Conley	23:37	2-4	1-3	0-0	0	2	2	1	1	5	1	3	1	0	0	-20		
22 Madisyn Jordan	09:57	0-3	0-2	0-0	0	1	1	1	0	0	0	1	0	0	0	-21		
15 Kennedy Moore	05:15	0-0	0-0	0-0	0	0	0	1	0	1	0	0	0	1	0	-13		
0 Alyssa Andrews	06:53	2-2	2-2	0-0	0	1	1	0	1	6	0	2	0	0	0	0		
Team					1	2	3	0	2									
Totals		19-40	5-14	9-12	2	18	20	15	14	51	14	24	9	2	1	-25		

Technical Fouls: NONE

Dead Ball Rebounds: 3.0

Shooting By Period

1st FG% 2-10 20.0%

3PT% 0-2 0.0%

FT% 2-4 50%

2nd FG% 8-12 66.7%

3PT% 4-6 66.7%

FT% 2-4 50%

3rd FG% 4-9 44.4%

FT% 0-2 0.0%

4th FG% 5-9 55.6%

FT% 2-2 100%

GM FG% 1-4 25.0%

FT% 2-2 100%

GM FG% 19-40 47.5%

3PT% 5-14 35.7%

FT% 8-12 66.7%

North Carolina - 76

Record: 18-3 (8-2)

NO. Name	Min	FG		3P		FT		Rebounds		Fouls		TP	AS	TO	ST	Blocks		+/-
		M/A	M/A	M/A	M/A	OR	DR	OR	DR	PF	FF					BS	BA	
5 Maria Gakdong	C 23:06	3-4	0-0	2-2	1	2	3	3	2	8	0	3	1	0	0	1	6	
1 Alyssa Usby	G 27:31	3-9	0-3	1-4	0	9	9	1	3	7	2	2	2	0	0	14		
10 Reniya Kelly	G 23:43	2-6	0-2	2-2	1	1	2	1	1	6	4	1	1	0	2	13		
20 Lexi Donarski	G 26:57	6-9	5-6	0-0	1	0	1	0	0	17	2	1	1	0	0	24		
24 Indya Nivar	G 27:42	3-10	0-2	0-0	1	0	1	3	0	6	3	1	4	0	0	2		
34 Bianca Thomas	12:48	1-1	0-0	0-0	0	1	0	1	2	0	0	1	0	0	0	17		
0 Lanie Grant	16:11	4-5	2-3	0-0	0	1	2	1	0	1	1	1	0	0	0	22		
2 Grace Townsend	16:09	5-5	1-1	2-4	1	2	3	1	6	13	1	4	2	0	0	9		
3 Jordan Zubich	05:24	0-0	0-0	0-0	0	0	0	0	0	0	2	0	0	0	0	1		
21 Ciera Toomey	05:35	1-2	0-1	0-1	0	3	3	1	1	2	0	2	0	0	0	3		
4 Laila Hull	10:59	1-1	0-0	0-0	2	0	0	0	2	1	1	1	1	0	0	15		
15 Sydney Barker	03:54	1-1	0-0	1-2	0	0	0	2	1	3	0	0	0	0	0	5		
Team					1	2	3	0	1									
Totals		30-53	8-18	8-15	8	20	28	14	15	76	16	18	13	1	2	25		

Technical Fouls: NONE

Dead Ball Rebounds: 4.0

Shooting By Period

1st FG% 9-18 50.0%

3PT% 3-7 42.9%

FT% 1-2 50%

2nd FG% 2-7 28.6%

3PT% 0-2 0.0%

FT% 6-10 60%

3rd FG% 8-14 57.1%

FT% 1-3 33.3%

4th FG% 0-0 0%

FT% 11-14 78.6%

3PT% 3-4 75.0%

FT% 1-3 33.3%

GM FG% 30-53 56.6%

3PT% 8-18 44.4%

FT% 8-15 53.3%

Biggest lead 3 (1st 5:34)

Best Scoring Run 25 (4th 0:31)

Lead Changes 9 (2nd 4:19)

Times Tied 1

Time with Lead 03:34

Points from Turnovers 20

Paint 26

Second Chance 3

Fast Breaks 7

Bench 11

Period by Period Scoring

1st 2nd 3rd 4th TOT

WF 6 22 10 13 51

UNC 22 10 18 26 76



Official Basketball Box Score - Final
Florida St. at North Carolina
01/26/25 Carmichael Arena, Chapel Hill
2024-25 Women's Basketball

Game Time: 12:00 PM
Game Duration: 2:03
Attendance: 4,313

Officials: Tiffany Bird, Brandon Entinno, Linda Miles

Florida St. - 86

Record: 16-4 (6-2)

NO. Name	Min	FG		3P		FT		Rebounds		Fouls		TP	AS	TO	ST	Blocks		+/-
		M/A	M/A	M/A	M/A	OR	DR	OR	DR	PF	FF					BS	BA	
21 Makyla Timpson	F 23:14	6-16	1-1	2-2	2	5	8	5	12	0	3	2	3	1	1	0	8	
22 Malesa Williams	F 26:44	3-9	1-2	2-2	6	5	11	2	3	9	0	0	0	1	0	8		
00 Ta'Nyia Latson	G 33:22	10-22	0-1	5-6	2	2	4	2	7	25	7	3	1	0	0	2		
3 O'Mariah Gordon	G 31:08	9-11	1-3	2-2	1	4	2	4	9	2	0	0	0	0	0	9		
11 Sydney Bowles	G 28:10	6-9	3-9	0-0	0	1	4	1	18	1	0	0	0	0	0	10		
6 Mariana Valenzuela	05:21	0-1	0-1	0-0	0	2	2	0	0	0	1	0	0	0	0	-1		
24 Amaya Bonner	17:56	2-4	0-1	4-4	0	2	2	3	2	8	1	0	1	0	0	-5		
1 Brianna Turnage	07:28	1-2	0-0	0-0	1	1	2	0	0	2	0	0	0	0	0	-2		
4 Raean Dos Santos	13:47	0-1	0-0	0-0	1	0	1	0	0	0	0	0	0	0	0	-9		
13 Carla Viegas	12:53	0-2	0-2	0-0	0	0	0	0	0	0	0	0	0	0	0	-1		
Team					1	2	3	0	0									
Totals		31-77	9-20	15-16	14	25	39	21	19	86	11	7	4	4	3	2		

Technical Fouls: NONE

Dead Ball Rebounds: 3.1

Shooting By Period

1st FG% 9-20 45.0%

3PT% 3-4 75.0%

FT% 4-4 100%

2nd FG% 7-21 33.3%

3PT% 4-9 44.4%

FT% 0-0 0%

3rd FG% 6-15 40.0%

FT% 0-0 0%

4th FG% 9-21 42.9%

3PT% 2-5 40.0%

GM FG% 31-77 40.3%

3PT% 9-20 45.0%

FT% 15-16 93.8%

North Carolina - 84

Record: 18-4 (6-3)

NO. Name	Min	FG		3P		FT		Rebounds		Fouls		TP	AS	TO	ST	Blocks		+/-
		M/A	M/A	M/A	M/A	OR	DR	OR	DR	PF	FF					BS	BA	
5 Maria Gakdong	C 26:15	7-10	0-0	7-8	1	3	4	4	7	21	1	1	0	0	1	6		
1 Alyssa Usby	G 40:00	6-7	2-2	0-1	4	6	3	4	14	3	2	1	0	0	2			
10 Reniya Kelly	G 25:36	6-8	0-1	4-4	0	6	6	3	4	16	3	2	1	0	1	-3		
20 Lexi Donarski	G 35:29	5-12	2-7	0-0	0	5	5	0	11	12	4	4	1	0	0	1		
24 Indya Nivar	G 14:40	2-10	0-2	0-0	0	1	4	1	4	2	1	0	0	0	1	-9		
34 Bianca Thomas	13:46	1-7	0-1	0-0	0	2	2	0	2	0	0	0	0	0	0	-8		
0 Lanie Grant	26:60	4-10	2-5	3-4	0	1	2	2	13	1	0	0	0	0	1	7		
2 Grace Townsend	17:16	1-5	0-0	0-0	0	4	4	3	2	6	2	0	0	0	0	-1		
Team					4	2	3	0	0									
Totals		32-69	6-18	14-17	9	30	39	19	21	84	20	11	2	3	4	2		

Technical Fouls: NONE

Dead Ball Rebounds: 5.0

Shooting By Period

1st FG% 10-18 55.6%

3PT% 3-5 60.0%

FT% 0-0 0%

2nd FG% 9-19 47.4%

3PT% 1-4 25.0%

FT% 2-2 100%

3rd FG% 7-17 41.2%

3PT% 0-5 0.0%

FT% 4-5 80.0%

4th FG% 6-15 40.0%

3PT% 2-4 50.0%

GM FG% 32-69 46.4%

3PT% 6-18 33.3%

FT% 14-17 82.4%

Biggest lead 8 (1st 2:38)

Best Scoring Run 27 (2nd 4:16)

Lead Changes 2

Times Tied 7

Time with Lead 25:34

Points from Turnovers 40

Paint 19

Second Chance 4

Fast Breaks 8

Bench 10

Period by Period Scoring

1st 2nd 3rd 4th TOT

FSU 25 18 22 21 86

UNC 23 21 18 22 84

GAME 23 • at CALIFORNIA • W (65-52)

GAME 24 • at STANFORD • W (69-67)



Official Basketball Box Score - Final
North Carolina at California
01/26/25 Haas Pavilion, Berkeley
2024-25 Women's Basketball

Game Time: 7:00 PM
Game Duration: 1:49
Attendance: 2,886

Officials: Dee Kanner, Denise Brooks, In'Firi Robinson

North Carolina - 65

Record: 19-4 (7-3)

NO. Name	Min	FG		3P		FT		Rebounds		Fouls	
----------	-----	----	--	----	--	----	--	----------	--	-------	--

CAROLINA

GAME 29 • at LOUISVILLE • W (79-75)

GAME 30 • at DUKE • L (53-68)



Official Basketball Box Score - Final
#9 North Carolina at Louisville
02/23/25 KFC Yum! Center, Louisville, KY
2024-25 Women's Basketball

Game Time: 2:02 PM
Game Duration: 2:30
Attendance: 11,280

Officials: Maj Forsberg, Mark Resch, Jeff Wootten

#9 North Carolina - 79

Record: 25-4 (13-3)

NO.	Name	Min	FG			3P			FT			Rebounds		Fouls		TP	AS	TO	ST	Blocks			+/-
			M	A	P	M	A	P	M	A	P	OR	DR	PF	FF					BS	BA	BB	
5	Maria Gakdong	C 32:40	4-6	0-0	1-1	1	1	1	1	1	1	0	0	0	0	0	0	0	0	0	0	0	-3
34	Bianca Thomas	C 09:26	0-1	0-0	0-2	1	2	3	2	1	1	0	0	0	0	0	0	0	0	0	0	0	-3
10	Renya Kelly	G 34:57	6-16	2-6	2-2	0	5	5	2	3	16	4	2	1	0	0	0	0	0	0	0	0	6
20	Lexi Donarski	G 36:30	5-5	2-2	1-2	0	2	2	2	1	15	0	2	1	0	0	0	0	0	0	0	0	2
24	Indya Nivar	G 15:46	1-3	0-1	1-1	1	1	2	3	4	2	3	1	2	1	0	0	0	0	0	0	0	10
0	Lanie Grant	35:07	5-9	3-4	6-6	0	0	0	0	0	24	19	1	1	0	0	0	0	0	0	0	11	
2	Grace Townsend	08:35	0-3	0-1	0-0	0	1	1	0	0	0	2	0	0	0	0	0	0	0	0	0	2	
14	Trayanna Crisp	24:14	7-12	3-6	2-2	0	0	0	0	2	2	19	2	2	0	0	0	0	0	0	0	14	
4	Laila Hull	02:45	0-2	0-2	0-0	0	0	0	0	0	0	0	0	0	0	0	0	0	0	0	0	1	
Team																							
Totals			28-57	10-22	13-16	4	23	27	19	18	79	11	10	3	0	0	0	0	0	0	0	4	

Technical Fouls: NONE

Shooting By Period	
1st FG%	5-14 35.7%
3PT%	3-6 50.0%
FT%	1-1 100%
2nd FG%	6-18 33.3%
3PT%	3-11 27.3%
FT%	0-0 0%
3rd FG%	9-15 60.0%
3PT%	2-3 66.7%
FT%	1-1 100%
4th FG%	8-10 80.0%
3PT%	1-1 100%
FT%	1-1 100%
GM FG%	28-57 49.1%
3PT%	10-22 45.5%
FT%	13-16 81.3%

Dead Ball Rebounds: 2.1

Louisville - 75

Record: 19-8 (12-4)

NO.	Name	Min	FG			3P			FT			Rebounds		Fouls		TP	AS	TO	ST	Blocks			+/-
			M	A	P	M	A	P	M	A	P	OR	DR	PF	FF					BS	BA	BB	
2	Nyla Harris	F 21:05	4-9	0-0	2-2	6	0	6	4	2	10	1	1	1	0	0	0	0	0	0	0	8	
44	Olivia Cochran	F 37:15	3-10	0-1	5-8	2	8	10	0	6	11	0	0	1	0	0	0	0	0	0	0	-3	
12	JuLeah Williams	G 30:25	3-5	0-0	4-4	1	5	6	3	2	10	1	4	0	0	0	0	0	0	0	0	6	
22	Tajanna Roberts	G 34:06	3-10	0-3	5-5	1	4	5	3	3	11	4	0	2	0	0	0	0	0	0	0	-5	
30	Jayda Curry	G 40:00	7-15	2-5	2-3	1	5	6	3	1	18	4	4	2	0	0	0	0	0	0	0	4	
11	Ellif Ishtarbuluglu	05:35	0-0	0-0	0-1	1	1	2	2	0	0	0	0	0	0	0	0	0	0	0	0	0	
15	Isia Juffermans	02:45	1-3	0-0	0-0	0	1	1	0	0	2	0	0	0	0	0	0	0	0	0	0	1	
1	Imari Berry	10:10	0-2	0-0	0-0	0	2	2	1	0	0	0	0	0	0	0	0	0	0	0	0	1	
4	Mackeny Randolph	05:00	0-1	0-0	0-0	0	2	2	0	0	0	0	0	0	0	0	0	0	0	0	0	-8	
13	Merissa Russell	13:39	4-9	2-4	3-4	2	2	2	0	3	13	0	2	0	0	0	0	0	0	0	0	-16	
Team																							
Totals			25-64	4-13	21-26	16	26	42	18	19	75	10	9	0	0	0	0	0	0	0	0	-4	

Technical Fouls: NONE

Shooting By Period	
1st FG%	6-12 50.0%
3PT%	1-2 50.0%
FT%	7-8 87.5%
2nd FG%	7-22 31.8%
3PT%	1-5 20.0%
FT%	0-0 0%
3rd FG%	7-14 50.0%
3PT%	1-4 25.0%
FT%	5-7 71.4%
4th FG%	5-6 83.3%
3PT%	1-2 50.0%
FT%	9-11 81.8%
GM FG%	25-64 39.1%
3PT%	4-13 30.8%
FT%	21-26 80.8%

Dead Ball Rebounds: 4.0

	UNC	LOU
Biggest lead	4 (4 th 0:01)	12 (1 st 2:25)
Best Scoring Run	9 (2 nd 1:56)	13 (1 st 3:54)
Lead Changes	5	
Times Tied	4	
Time with Lead	00:59	36:02

Points from Turnovers	UNC	LOU	Period by Period Scoring					
			1st	2nd	3rd	4th	TOT	
Paint	26	28						
Second Chance	5	18	UNC	14	15	21	29	79
Fast Breaks	3	6	LOU	20	15	20	20	75
Bench	38	15						



Official Basketball Box Score - Final
North Carolina at Duke
02/27/25 Cameron Indoor Stadium, Durham
2024-25 Women's Basketball

Game Time: 7:00 PM
Game Duration: 1:50
Attendance: 7,010

Officials: Joseph Vaszly, Tara Cusa, John Capolino

North Carolina - 53

Record: 25-5 (13-4)

NO.	Name	Min	FG			3P			FT			Rebounds		Fouls		TP	AS	TO	ST	Blocks			+/-
			M	A	P	M	A	P	M	A	P	OR	DR	PF	FF					BS	BA	BB	
5	Maria Gakdong	C 29:25	4-7	0-0	0-0	1	6	7	5	2	8	1	5	2	2	1	0	0	0	0	0	-9	
0	Lanie Grant	G 37:12	7-14	3-7	0-0	1	1	2	0	17	1	2	2	0	0	0	0	0	0	0	0	-21	
2	Grace Townsend	G 28:07	1-3	0-0	2-2	0	3	3	0	2	4	6	1	0	0	0	0	0	0	0	0	-15	
20	Lexi Donarski	G 37:11	3-8	1-2	3-4	0	2	2	1	2	10	0	0	0	0	0	0	0	0	0	0	-5	
24	Indya Nivar	G 29:48	3-7	0-0	4-4	2	3	5	2	3	10	1	1	0	0	0	0	0	0	0	0	-16	
34	Bianca Thomas	10:08	0-2	0-0	1-4	1	3	4	0	3	1	0	0	0	0	0	0	0	0	0	0	-4	
14	Trayanna Crisp	11:21	0-1	0-1	0-0	0	1	1	0	0	0	0	0	0	0	0	0	0	0	0	0	-4	
21	Ciera Toomey	09:15	0-0	0-0	0-0	0	3	3	0	1	0	1	2	0	0	0	0	0	0	0	0	4	
4	Laila Hull	07:33	1-1	1-1	0-0	0	1	1	2	0	3	0	1	0	0	0	0	0	0	0	0	-5	
Team																							
Totals			19-43	5-11	10-14	6	24	30	13	13	53	8	20	5	3	6	0	0	0	0	0	-15	

Technical Fouls: NONE

Shooting By Period	
1st FG%	5-13 38.5%
3PT%	2-5 40.0%
FT%	5-8 62.5%
2nd FG%	7-12 58.3%
3PT%	1-2 50.0%
FT%	0-0 0%
3rd FG%	3-8 37.5%
3PT%	1-1 100%
FT%	2-2 100%
4th FG%	4-10 40.0%
3PT%	1-3 33.3%
FT%	3-4 75%
GM FG%	19-43 44.2%
3PT%	5-11 45.5%
FT%	10-14 71.4%

Dead Ball Rebounds: 3.1

Duke - 68

Record: 22-7 (13-4)

NO.	Name	Min	FG			3P			FT			Rebounds		Fouls		TP	AS	TO	ST	Blocks			+/-
			M	A	P	M	A	P	M	A	P	OR	DR	PF	FF					BS	BA	BB	
12	Delaney Thomas	F 16:22	1-1	0-0	0-1	1	1	2	2	0	0	0	0	0	0	0	0	0	0	0	0	11	
3	Ashlon Jackson	G 29:17	4-12	2-7	1-1	0	0	0	2	1	3	1	2	0	0	0	0	0	0	0	0	27	
4	Jadyon Donovan	G 31:16	4-11	0-0	0-0	2	6	8	1	3	8	1	1	4	0	0	0	0	0	0	0	15	
22	Taina Mir	G 30:56	1-10	1-4	0-0	3	3	1	1	3	6	1	3	0	0	0	0	0	0	0	0	17	
24	Reigan Richardson	G 31:24	9-15	5-8	0-0	1	2	2	1	2	2	3	3	0	0	0	0	0	0	0	0	12	
35	Toby Fournier	23:39	6-11	1-1	6-7	6	4	10	2	5	19	1	1	0	0	0	0	0	0	0	0	4	
5	Oluchi Okanwura	24:23	1-2	0-1	0-2	0	1	1	3	1	2	2	0	0	0	0	0	0	0	0	0	-4	
15	Emma Koebel	05:42	0-0	0-0	0-0	0	0	0	0	0	0	0	0	0	0	0	0	0	0	0	0	4	
2	Vanessa de Jesus	06:03	0-2	0-2	0-0	0	2	2	0	0	0	0	0	0	0	0	0	0	0	0	0	-2	
13	Jordan Wood	00:59	0-0	0-0	0-0	0	1	1	0	0	0	0	0	0	0	0	0	0	0	0	0	-1	
Team																							
Totals			26-64	9-23	7-10	14	19	33	13	13	68	14	8	12	6	3	15	0	0	0	0	0	

Technical Fouls: NONE

Shooting By Period	
1st FG%	10-19 52.6%
3PT%	2-3 66.7%
FT%	2-3 66.7%
2nd FG%	3-15 20.0%
3PT%	1-5 20.0%
FT%	0-0 0%
3rd FG%	8-16 50.0%
3PT%	5-10 50.0%
FT%	0-0 0%
4th FG%	5-14 35.7%
3PT%	1-5 20.0%
FT%	1-5 100%
GM FG%	26-64 40.6%
3PT%	9-23 39.1%
FT%	7-10 70.0%

Dead Ball Rebounds: 2.0

	UNC	Duke
Biggest lead	2 (1 st 9:41)	18 (4 th 1:59)
Best Scoring Run	7 (3 rd 3:49)	11 (3 rd 0:02)
Lead Changes	5	
Times Tied	5	
Time with Lead	05:31	30:04

Points from Turnovers	UNC	Duke	Period by Period Scoring					
			1st	2nd	3rd	4th	TOT	
Paint	26	26						
Second Chance	6	13	UNC	17	15	9	12	53
Fast Breaks	7	16	Duke	24	7	21	16	68
Bench	4	21						

GAME 31 • vs. VIRGINIA • L (75-78)

GAME 32 • vs. BOSTON COLLEGE • W (78-71)



Official Basketball Box Score - Final
Virginia at North Carolina
02/2

CAROLINA

GAME 33 • vs. FLORIDA STATE • W (60-56)

GAME 34 • vs. NC STATE • L (55-66)



Official Basketball Box Score - Final
North Carolina at Florida State
03/07/25 First Horizon Coliseum, Greensboro, NC
2024-25 ACC Women's Basketball

Game Time: 11:00 AM
Game Duration: 1:54

Officials: Dee Karner, Angelica Sufferen, Rod Creech

North Carolina - 60

Record: 27-6

NO. Name	Min	FG		3P		FT		Rebounds		Fouls		TP	AS	TO	ST	Blocks		+/-
		M.A.	M.A.	M.A.	M.A.	OR	DR	OR	DR	PF	FD					BS	BA	
5 Maria Gakdeng	C 31:35	3-12	0-0	1-2	6	10	16	3	3	7	0	0	0	0	0	1	5	5
1 Alyssa Ustby	G 36:31	5-13	1-2	3-2	3	15	18	2	4	12	5	2	1	1	3	3	9	
10 Reniya Kelly	G 27:18	5-15	1-2	0-0	0	1	1	1	1	1	1	1	1	0	0	0	2	
20 Lexi Donarski	G 32:53	5-12	2-7	0-0	0	3	3	0	1	12	0	1	0	1	0	0	6	
24 Indya Nivar	G 29:08	4-13	0-2	2-3	2	6	8	4	3	10	4	3	2	0	2	9		
34 Blanca Thomas	08:22	1-2	0-0	1-1	0	1	0	1	2	1	0	0	0	1	1	-3		
0 Lanie Grant	18:19	1-4	1-1	3-4	0	1	1	0	2	6	1	2	0	0	1	-4		
2 Grace Townsend	10:18	0-1	0-0	0-0	1	0	1	2	0	0	1	0	0	0	1	3		
14 Trayanna Crisp	05:36	0-2	0-0	0-0	1	0	1	1	0	0	0	0	0	0	0	-7		
Team					3	0	3	0	0	0	0	0	0	0	0	0		
Totals		24-74	5-14	7-12	17	36	53	13	15	60	12	9	4	4	13	4		

Technical Fouls: NONE

Shooting By Period	
1st FG%	9-19 47.4%
3PT%	3-4 75.0%
FT%	1-2 50%
2nd FG%	2-8 25.0%
3PT%	0-3 0.0%
FT%	1-2 50%
3rd FG%	7-15 46.7%
3PT%	2-3 66.7%
FT%	3-6 50%
4th FG%	6-22 27.3%
3PT%	0-4 0.0%
FT%	2-2 100%
GM FG%	24-74 32.4%
3PT%	5-14 35.7%
FT%	7-12 58.3%

Dead Ball Rebounds: 3/0

Florida State - 56

Record: 23-8

NO. Name	Min	FG		3P		FT		Rebounds		Fouls		TP	AS	TO	ST	Blocks		+/-
		M.A.	M.A.	M.A.	M.A.	OR	DR	OR	DR	PF	FD					BS	BA	
21 Makyla Timpson	F 35:04	7-15	0-0	1-3	5	9	2	3	15	0	3	0	0	0	0	1	1	
22 Maria Williams	F 20:38	3-7	1-4	0-0	1	5	6	3	0	7	0	0	0	0	2	0	2	
00 Ta'Nya Latson	G 33:41	3-14	1-2	6-8	0	3	3	5	13	5	3	2	0	3	-13			
3 O'Mariah Gordon	G 30:05	3-8	1-1	5-6	0	1	4	4	12	1	0	1	0	1	0	1		
11 Sydney Bowles	G 30:00	1-7	0-4	0-0	1	4	5	1	0	2	2	3	1	2	-3			
1 Brianna Turnage	17:39	2-2	0-0	0-0	1	4	5	1	0	4	0	1	1	1	0	-5		
6 Mariana Valenzuela	06:11	0-1	0-1	0-0	0	1	1	0	0	0	0	0	0	0	0	-6		
13 Carla Vegas	13:53	0-6	0-5	0-0	0	2	0	0	0	0	0	0	0	0	0	-2		
24 Amaya Bonner	12:49	1-2	1-1	0-0	0	0	0	0	1	3	1	0	0	0	0	1		
Team					3	6	9	0	0	0	0	0	0	0	0	0		
Totals		20-62	4-18	12-17	9	31	40	15	13	56	9	10	5	13	4	-4		

Technical Fouls: NONE

Shooting By Period	
1st FG%	4-18 22.2%
3PT%	3-7 42.9%
FT%	1-2 50%
2nd FG%	8-14 57.1%
3PT%	1-5 20.0%
FT%	2-3 66.7%
3rd FG%	5-16 31.3%
3PT%	0-4 0.0%
FT%	1-2 50%
4th FG%	3-14 21.4%
3PT%	0-2 0.0%
FT%	8-10 80%
GM FG%	20-62 32.3%
3PT%	4-18 22.2%
FT%	12-17 70.6%

Dead Ball Rebounds: 2/4

	UNC		FSU		Points from Turnovers	UNC FSU	Period by Period Scoring				
	1st	2nd	3rd	4th			TOT				
Biggest lead	11 (1st 2:34)	4 (1st 7:49)									
Best Scoring Run	10 (1st 4:25)	10 (2nd 2:48)			26	26					
Lead Changes	3	2	2	2	2	2					
Times Tied	5	5	4	5							
Time with Lead	28:07	08:06									

Game Notes: Game 8 (Quarterfinal 1) of the 2025 ACC Women's Tournament



Official Basketball Box Score - Final
North Carolina at NC State
03/08/25 First Horizon Coliseum, Greensboro, NC
2024-25 ACC Women's Basketball

Game Time: 12:00 PM
Game Duration: 1:54

Officials: Maj Forsberg, Kate Lukarich, Talia Green

North Carolina - 55

Record: 27-7

NO. Name	Min	FG		3P		FT		Rebounds		Fouls		TP	AS	TO	ST	Blocks		+/-
		M.A.	M.A.	M.A.	M.A.	OR	DR	OR	DR	PF	FD					BS	BA	
5 Maria Gakdeng	C 36:28	3-6	0-0	4-6	3	7	10	3	9	10	1	1	1	0	1	-7		
1 Alyssa Ustby	G 34:19	2-9	1-2	1-2	2	6	8	3	4	16	1	5	1	0	0	-2		
10 Reniya Kelly	G 15:36	1-5	0-1	0-0	0	3	3	2	0	2	0	2	0	0	0	-11		
20 Lexi Donarski	G 28:36	3-8	2-7	1-1	0	1	1	3	1	9	0	1	0	0	-15			
24 Indya Nivar	G 21:42	4-12	0-2	5-8	2	2	4	5	13	0	1	5	0	1	-9			
0 Lanie Grant	28:21	1-9	1-6	0-0	0	2	2	0	0	3	2	1	0	0	1			
2 Grace Townsend	21:37	2-7	0-4	5-5	4	0	4	2	3	9	4	1	0	0	0			
14 Trayanna Crisp	08:25	1-5	1-3	0-0	0	0	0	0	0	0	3	0	0	0	0	-11		
3 Jordan Zubich	01:24	0-0	0-0	0-0	0	0	0	0	0	0	0	0	0	0	0	-2		
34 Blanca Thomas	03:32	0-0	0-0	0-0	0	0	0	0	0	0	0	0	0	0	0	-4		
Team					0	3	3	0	0	0	0	0	0	0	0	0		
Totals		17-61	5-25	16-22	11	24	35	17	22	55	8	13	8	1	3	-11		

Technical Fouls: NONE

Shooting By Period	
1st FG%	9-19 47.4%
3PT%	3-4 75.0%
FT%	1-2 50%
2nd FG%	2-8 25.0%
3PT%	0-3 0.0%
FT%	1-2 50%
3rd FG%	7-15 46.7%
3PT%	2-3 66.7%
FT%	3-6 50%
4th FG%	6-22 27.3%
3PT%	0-4 0.0%
FT%	2-2 100%
GM FG%	24-74 32.4%
3PT%	5-14 35.7%
FT%	7-12 58.3%

Dead Ball Rebounds: 4/2

NC State - 66

Record: 26-5

NO. Name	Min	FG		3P		FT		Rebounds		Fouls		TP	AS	TO	ST	Blocks		+/-
		M.A.	M.A.	M.A.	M.A.	OR	DR	OR	DR	PF	FD					BS	BA	
18 Tida Trygger	F 18:16	3-4	1-1	1-2	2	1	3	4	1	8	1	2	0	0	0	21		
10 Aziyah James	G 31:27	5-14	1-6	8-8	4	5	9	2	6	19	2	4	1	0	0	7		
21 Madison Hayes	G 32:41	3-9	2-5	2-2	0	8	8	2	1	10	2	0	0	1	1	14		
22 Sanyia Rivers	G 38:12	4-11	0-3	0-0	1	7	8	0	2	8	2	2	1	2	0	14		
25 Zoe Brooks	G 37:00	3-9	0-2	0-0	0	7	4	3	6	2	4	1	0	0	0	9		
3 Zamareya Jones	20:40	1-5	1-2	0-0	0	1	1	3	1	3	2	0	0	0	0	0		
1 Brianna Avou	13:16	4-5	0-0	2-2	1	2	3	4	3	10	0	1	0	0	0	-9		
42 Mallory Collier	08:28	1-3	0-0	0-1	1	0	1	3	1	2	0	1	0	0	0	-1		
Team					2	4	4	0	0	0	0	0	0	0	0	0		
Totals		24-60	5-19	13-15	11	33	44	22	17	66	11	14	4	3	1	11		

Technical Fouls: NONE

Shooting By Period	
1st FG%	6-18 33.3%
3PT%	3-7 42.9%
FT%	1-2 50%
2nd FG%	6-17 35.3%
3PT%	1-5 20.0%
FT%	4-4 100%
3rd FG%	6-13 46.2%
3PT%	1-3 33.3%
FT%	8-9 88.9%
4th FG%	8-12 66.7%
3PT%	0-4 0.0%
GM FG%	24-60 40.0%
3PT%	5-19 26.3%
FT%	13-15 86.7%

Dead Ball Rebounds: 1/2

	UNC		NC SU		Points from Turnovers	UNC NC SU	Period by Period Scoring				
	1st	2nd	3rd	4th			TOT				
Biggest lead	5 (1st 8:24)	19 (4th 8:21)									
Best Scoring Run	8 (4th 4:02)	21 (2nd 7:48)			22	28					
Lead Changes	1	1	11	11	11	11					
Times Tied	0	0	9	9							
Time with Lead	02:47	36:22									

Game Notes: Game 12 (Semifinal 1) of the 2025 ACC Women's Tournament

GAME 35 • vs. OREGON STATE • W (70-49)

GAME 36 • vs. WEST VIRGINIA • W (58-47)



Official Basketball Box Score - Final
Oregon St. at North Carolina
03/22/25 Carmichael Arena, Chapel Hill
2024-25 Women's Basketball

Game Time: 4:30 PM
Game Duration: 1:44
Attendance: 5,363

Officials: Maj Forsberg, Kenneth Nash, Scott Osborne

Oregon St. - 49

Record: 19-16

NO. Name	Min
----------	-----

CAROLINA

GAME 37 • vs. DUKE • L (38-47)



Official Basketball Box Score - Final
North Carolina at Duke
 03/29/25 Legacy Arena, Birmingham
 NCAA Division I Women's Basketball Championship - Sweet 16
 Officials: Puatari Spurlock-Welch, Meadow Overstreet, Mark Resch

Game Time: 1:30 PM
 Game Duration: 1:47

North Carolina - 38													Record: 29-8								
NO.	Name	Min	FG		3P		FT		Rebounds		Fouls		TP	AS	TO	ST	Blocks		+/-	Shooting By Period	
			M-A	M-A	M-A	M-A	OR	DR	TOT	PF	FD	BS					BA	1st		2nd	
5	Maria Gakdong	C 16:53	1-3	0-0	0-0	2	5	7	2	2	2	2	0	2	1	1	2	9			1st FG% 5-12 41.7%
1	Alyssa Listby	G 40:00	3-10	0-1	3-6	4	6	10	2	4	9	2	4	0	1	2	9			3PT% 0-2 0.0%	
10	Renyia Kelly	G 32:43	2-13	2-3	0-0	1	2	3	2	1	6	1	2	1	0	2	-10			FT% 3-6 50%	
20	Lexi Donarski	G 34:37	3-7	1-3	0-0	0	1	1	3	0	7	1	1	0	0	0	-12			2nd FG% 3-15 20.0%	
24	Indya Nivar	G 29:54	4-12	0-1	0-2	1	6	7	2	2	8	0	4	2	1	0	-5			3PT% 1-3 33.3%	
34	Blanca Thomas	06:56	1-2	0-0	0-0	1	1	2	0	0	2	0	0	0	0	0	-1			FT% 0-0 0%	
2	Grace Townsend	07:17	0-0	0-0	0-0	0	1	1	0	0	0	1	0	0	0	0	1			3rd FG% 5-15 33.3%	
0	Lanie Grant	23:17	1-4	0-2	0	2	2	1	1	4	1	0	0	0	0	0	-15			FT% 0-2 0%	
21	Ciera Toomey	03:00	0-1	0-0	0	0	0	1	0	0	1	0	1	0	0	0	-6			4th FG% 2-11 18.2%	
14	Trayanna Crisp	05:23	0-1	0-1	0-0	0	1	1	0	0	0	0	0	0	0	0	3			FT% 2-2 100%	
Team						3	3	6	0	1										GM FG% 15-53 28.3%	
Totals			15-53	9-11	5-10	12	28	40	12	11	38	6	15	4	3	6	-9			3PT% 3-11 27.3%	
Technical Fouls: NONE																					

Dead Ball Rebounds: 3, 0

Duke - 47													Record: 29-7								
NO.	Name	Min	FG		3P		FT		Rebounds		Fouls		TP	AS	TO	ST	Blocks		+/-	Shooting By Period	
			M-A	M-A	M-A	M-A	OR	DR	TOT	PF	FD	BS					BA	1st		2nd	
12	Destaney Thomas	F 28:34	4-6	0-0	0-0	2	2	4	3	1	6	0	0	1	0	0	12			1st FG% 4-14 28.6%	
3	Ashlon Jackson	G 33:59	3-16	2-9	2-2	0	1	1	0	2	10	3	0	2	0	1	-1			3PT% 0-4 0.0%	
4	Jadyn Donovan	G 21:48	0-2	0-0	0-0	2	2	4	3	0	0	1	0	0	4	0	0			FT% 1-4 25%	
22	Taina Mair	G 09:44	0-1	0-1	0-0	1	1	2	0	0	0	0	1	0	0	0	-1			2nd FG% 8-14 57.1%	
24	Reigan Richardson	G 31:45	1-11	1-6	0-2	2	4	6	2	1	3	2	1	2	0	0	6			3PT% 2-4 50.0%	
5	Oluchi Okanawa	28:07	5-11	2-6	0-0	3	9	12	2	0	12	1	2	0	0	0	14			FT% 1-2 50%	
13	Jordan Wood	04:03	1-2	0-0	1-2	1	0	1	1	1	3	0	0	1	0	1	-4			3rd FG% 3-14 21.4%	
35	Toby Fournier	17:24	0-2	0-0	3-8	0	7	7	0	5	3	0	3	0	1	1	1			3PT% 2-8 25.0%	
2	Vanessa de Jesus	20:55	4-7	0-2	0-0	1	1	2	0	1	8	1	1	0	1	0	16			FT% 1-4 25%	
15	Emma Koabel	03:41	0-0	0-0	0-0	0	0	0	0	1	0	0	0	0	0	0	2			4th FG% 3-16 18.8%	
Team						3	1	4	0	0	2									3PT% 1-8 12.5%	
Totals			18-58	5-24	6-14	15	28	43	11	12	47	8	10	6	6	3	9			GM FG% 18-58 31.0%	
Technical Fouls: NONE																					

Dead Ball Rebounds: 5, 0

	UNC	DU	Points from	UNC	DU	Period by Period Scoring					
Biggest lead	11 (1st 4:19)	13 (4th 4:25)	Turnovers	7	14	1st	2nd	3rd	4th	TOT	
Best Scoring Run	11 (1st 4:19)	14 (2nd 2:53)	Paint	24	22	UNC	13	7	12	6	38
Lead Changes	1		Second Chance	12	7	DU	9	19	9	10	47
Times Tied	1		Fast Breaks	2	8						
Time with Lead	12:16	25:39	Bench	6	26						

HISTORY AND RECORDS

Timeline

- **March 1933** – Director of women's physical education, Gladys Beard combines teams from the Pi Beta Phi and Chi Omega sororities with UNC's freshman team to compete in Carolina's first intercollegiate game against Campbell. Campbell triumphs, 36-12.
- **Jan. 13, 1975** – UNC plays its first official game, defeating NC State, 74-47, in Raleigh. Carolina, under the direction of head coach Angela Lumpkin, would win its first 14 games of that season, finishing 15-3 on the year.
- **March 13, 1975** – Carolina falls to Belmont, 76-75, in the NWIT, marking the first-ever postseason appearance for the Tar Heels. UNC would defeat Mississippi College, 76-75, a day later for its first postseason win.
- **Jan. 26, 1976** – Local television station WUNC broadcasts Carolina's 68-58 loss to NC State, the first of many TV appearances for the Tar Heels.
- **Feb. 9, 1978** – Carolina wins its first game in the inaugural Atlantic Coast Conference tournament. The Tar Heels defeated Wake Forest, 79-62, in Charlottesville, Va.
- **Dec. 21, 1979** – The Tar Heels defeat No. 20 Mercer, 100-79, the first win over a ranked team in school history.
- **Jan. 2, 1980** – Just two weeks after recording its first win over a ranked opponent, Carolina notches its first win over a top-10 foe, defeating No. 7 Maryland, 64-62.
- **March 20, 1980** – UNC defeats Illinois State, 84-73, for its 20th win of the season. Carolina would finish 21-15, the first of 19 20-win campaigns in school history.
- **Feb. 6, 1983** – In the Associated Press poll released that day, Carolina is ranked No. 20 in the nation, the first national ranking in program history.
- **March 19, 1983** – Carolina travels to Athens, Ga., for the NCAA Mideast Regional, marking UNC's first NCAA Tournament appearance. The Tar Heels lost to Georgia, 72-70.
- **March 4, 1984** – Fifth-seeded UNC routs third-seeded NC State, 99-76, to win its first ACC title in Fayetteville, N.C. Tresa Brown was named MVP. She would later earn ACC Player of the Year and Kodak All-America honors.
- **March 16, 1984** – Carolina hosts its first home NCAA Tournament game, defeating St. John's, 81-79, in overtime.
- **March 7, 1994** – Second-seeded UNC defeats top-seeded Virginia, 77-60, giving Carolina its second ACC title and head coach Sylvia Hatchell her first.
- **April 3, 1994** – In perhaps the greatest finish in NCAA Tournament history, Charlotte Smith sinks a three-pointer at the buzzer to give Carolina a 60-59 win over Louisiana Tech and the 1994 NCAA Championship.
- **Dec. 4, 1994** – Charlotte Smith becomes the second collegiate woman in history to dunk in a game, when she did so against North Carolina A&T.
- **March 5, 1995** – UNC wins its second straight ACC title, defeating Duke, 85-70, in Rock Hill, S.C.
- **February 23, 1997** – After slumping to an 8-8 record in 1996, Carolina finishes the ACC regular season campaign 15-1 with a 70-65 win over Virginia. The 15-1 mark in league play is still a program-best.
- **March 2, 1997** – Carolina tops Clemson, 62-58, in Charlotte, for the fourth ACC title in school history.
- **Jan. 15, 1998** – Tracy Reid, UNC's first two-time All-America performer, scores 42 points in a 105-100 loss to Virginia. That mark still stands as the school record for points in a game.
- **Jan. 27, 1998** – Reid is selected seventh overall by the Charlotte Sting in the WNBA Draft, marking the first Carolina player to be drafted into the WNBA. She would earn Rookie of the Year honors later that season.
- **March 1, 1998** – UNC dominates Clemson, 81-50, in the ACC final, making it four conference titles in five seasons for the Tar Heels.
- **Feb. 13, 2000** – Carolina defeats Georgia Tech, 85-62, for the 500th victory in program history.
- **June 13, 2004** – Head coach Sylvia Hatchell is inducted into the Women's Basketball Hall of Fame in Knoxville, Tenn.
- **Jan 24, 2005** – No. 12 UNC defeats No. 1 Duke, 56-51, marking the first win over a No. 1-ranked team in Carolina history.
- **March 7, 2005** – After losing to Duke in the ACC Tournament finals for three consecutive seasons, Carolina finally breaks through with a convincing 88-67 victory in Greensboro, N.C., to win the program's sixth conference title.
- **Jan. 15, 2006** – The Tar Heels knock off NC State, 65-53, giving head coach Sylvia Hatchell her 700th career victory.
- **Jan. 30, 2006** – UNC ascends to No. 1 in the Associated Press poll for the first time in school history. The Tar Heels would be ranked No. 1 in the coaches' poll a day later, the first time they had topped the coaches' poll since the end of the 1994 season.
- **March 5, 2006** – Carolina defeats eventual national champion, Maryland, 91-80, in the ACC Tournament final, marking the third time in school history that the Tar Heels had won back-to-back league crowns.
- **March 20, 2006** – After a 12-year drought, the Tar Heels advance to the Final Four with an 89-70 win over Tennessee in the NCAA Cleveland Region final. Camille Little and Ivory Latta were named to the all-region team.
- **March 4, 2007** – UNC wins its eighth ACC title and third in a row with a 60-54 victory over NC State in Greensboro. Ivory Latta is named tournament MVP for the third straight year, marking the first time in league history that a player, male or female, had accomplished that feat.
- **March 27, 2007** – Carolina advances to its second consecutive Final Four with an 84-72 win over Purdue in the NCAA Dallas Region final.
- **Nov. 9, 2007** – In the season opener for both teams, UNC defeats North Carolina Central, 109-32, for the largest margin of victory in program history.
- **Feb. 7, 2008** – Carolina downs Clemson, 79-47, for Sylvia Hatchell's 500th win as head coach of the Tar Heels. Hatchell joins Virginia's Debbie Ryan and NC State's Kay Yow as the only coaches to earn 500 wins at an ACC school.
- **March 2, 2008** – Carolina defeats Duke, 82-51, in the regular season finale to give the Tar Heels a perfect 14-0 record in ACC play that marked the first undefeated league run in school history.
- **March 9, 2008** – UNC defeats Duke, 86-73, in the ACC Tournament final, marking the fourth consecutive league crown for the Tar Heels. Seniors Erlana Larkins and LaToya Pringle conclude their careers with a perfect 12-0 record in the ACC Tournament. Larkins is named MVP.
- **March 17, 2008** – The NCAA bracket is announced and UNC is the No. 1 seed in the New Orleans region, marking the fourth consecutive season in which the Tar Heels were a No. 1 regional seed.
- **Jan. 11, 2009** – UNC outlasts NC State in

HISTORY AND RECORDS

overtime, 75-66, to give head coach Sylvia Hatchell her 800th career win.

- **March 22, 2011** – Fifth-seeded Carolina holds off fourth seeded Kentucky, 86-74, to advance to the NCAA Sweet Sixteen for the 15th time in school history.
- **Jan. 19, 2012** – Carolina defeats Virginia Tech, 56-37, for Hatchell's 600th win at UNC.
- **Feb. 17, 2013** – Carolina wins at Boston College, 80-52, for Hatchell's 900th career victory.
- **Sept. 8, 2013** – Head coach Sylvia Hatchell is inducted into the Naismith Basketball Hall of Fame.
- **March 30, 2014** – Fourth-seeded UNC defeats top-seed South Carolina, 65-58, to advance to the NCAA Elite Eight for the seventh time in school history. It was also the program's first win over a No. 1 seed since 1994.
- **Nov. 22, 2016** – Stephanie Watts set an ACC record with 10 made three-pointers, and scored 39 points during a 93-77 win over Charleston Southern.
- **Dec. 19, 2017** – Carolina defeats Grambling State, 79-63, in Myrtle Beach, S.C., for Hatchell's 1,000th career victory.
- **Dec. 14, 2018** – The Tar Heels defeat UNCG, 83-62 in Chapel Hill for her 740th victory at UNC. With the win, Hatchell claimed the crown as the All-Time ACC wins leader in women's basketball.
- **April 19, 2019** – Following 33 years at the helm of North Carolina Women's Basketball, Hatchell decided to step down and wrap her career at Carolina with a record of 751-325.
- **April 30, 2019** – Courtney Banghart was named the fourth women's basketball coach in Carolina history, following 12 seasons as the winningest coach in program history at Princeton.
- **Nov. 7, 2019** – In the 2019-20 season opener, the Tar Heels toppled Western Carolina 92-55 to earn Banghart's first win as the head coach for UNC.
- **March 5, 2021** – Following a tumultuous season due to the COVID-19 pandemic, the Tar Heels earned their 28th overall NCAA Tournament bid in school history and the first under Banghart.
- **March 22, 2022** – For the 18th time in program history and first since 2015, fifth seeded UNC knocked off fourth seeded host Arizona in Tucson to advance to the Sweet 16.
- **Nov. 27, 2022** – The Tar Heels knocked off two ranked opponents in No. 18 Oregon and No. 5 Iowa State in Portland to earn the Phil Knight

Invitational Title.

- **March 12, 2023** – Carolina women's basketball heard its name called on Selection Sunday for the 30th time in school history, earning a No. 6 seed and a trip to Columbus, Ohio in the Seattle 3 Region.
- **Jan. 4, 2024** – Tallying 16 points, 16 rebounds and 10 assists in a win over Syracuse, Alyssa Ustby registered the first triple-double in the history of Carolina women's basketball.
- **Nov. 23, 2024** – Toppling Ball State 63-52, in the quarterfinals of the Battle4Atlantis, head coach Courtney Banghart earned her 100th win at the helm of the Tar Heels. Carolina went on to claim the trophy on Paradise Island, as Banghart took home a title for the second MTE victory in her stint with the Tar Heels.
- **March 16, 2025** – Hearing their name on the three-line on Selection Sunday, the Tar Heels were rewarded with the right to host the 1st and 2nd Rounds of the NCAA Tournament from Carmichael Arena. The opportunity marked the 13th time for postseason basketball in Carmichael Arena and first since 2015.
- **March 24, 2025** – In a defensive battle, UNC stood strong to defend home court in a 58-47 gritty win over West Virginia in the Second Round of the NCAA Tournament. Carolina advanced to its 19th Sweet 16 appearance and its second within the last four seasons.

CAROLINA

ALL-TIME RESULTS AND COACHING RECORDS

Year	Head Coach	Overall	ACC	ACC Tour.	NCAA Tour.
1974-75	Angela Lumpkin	15-3			
1975-76	Angela Lumpkin	16-7			
1976-77	Angela Lumpkin	8-16			
1977-78	Jennifer Alley	16-13	6-4	1-1 (Semifinals)	
1978-79	Jennifer Alley	18-14	4-5	1-1 (Semifinals)	
1979-80	Jennifer Alley	21-15	5-5	1-1 (Semifinals)	
1980-81	Jennifer Alley	17-14	5-4	0-1 (Quarterfinals)	
1981-82	Jennifer Alley	17-12	5-4	0-1 (Semifinals)	
1982-83	Jennifer Alley	22-8	10-3	1-1 (Semifinals)	0-1 (First Round)
1983-84	Jennifer Alley	24-8	9-5	3-0 (Champions)	1-1 (Sweet 16)
1984-85	Jennifer Alley	21-11	11-3	2-1 (Finals)	1-1 (First Round)
1985-86	Jennifer Alley	23-9	10-4	2-1 (Finals)	1-1 (Sweet 16)
1986-87	Sylvia Hatchell	19-10	9-5	1-1 (Semifinals)	0-1 (Second Round)
1987-88	Sylvia Hatchell	10-17	4-10	0-1 (Quarterfinals)	--
1988-89	Sylvia Hatchell	10-20	1-13	0-1 (Quarterfinals)	--
1989-90	Sylvia Hatchell	13-15	3-11	0-1 (Quarterfinals)	--
1990-91	Sylvia Hatchell	12-16	2-12	0-1 (Quarterfinals)	--
1991-92	Sylvia Hatchell	22-9	9-7	1-1 (Semifinals)	1-1 (Second Round)
1992-93	Sylvia Hatchell	23-7	11-5	1-1 (Semifinals)	1-1 (Sweet 16)
1993-94	Sylvia Hatchell	33-2	14-2	3-0 (Champions)	6-0 (Champions)
1994-95	Sylvia Hatchell	30-5	12-4	3-0 (Champions)	2-1 (Sweet 16)
1995-96	Sylvia Hatchell	13-14	8-8	0-1 (Quarterfinals)	--
1996-97	Sylvia Hatchell	29-3	15-1	3-0 (Champions)	2-1 (Sweet 16)
1997-98	Sylvia Hatchell	27-7	11-5	3-0 (Champions)	2-1 (Elite 8)
1998-99	Sylvia Hatchell	28-8	11-5	2-1 (Finals)	2-1 (Sweet 16)
1999-00	Sylvia Hatchell	20-13	8-8	2-1 (Finals)	2-1 (Sweet 16)
2000-01	Sylvia Hatchell	15-14	7-9	1-1 (Quarterfinals)	--
2001-02	Sylvia Hatchell	26-9	11-5	2-1 (Finals)	2-1 (Sweet 16)
2002-03	Sylvia Hatchell	28-6	13-3	2-1 (Finals)	1-1 (Second Round)
2003-04	Sylvia Hatchell	24-7	12-4	2-1 (Finals)	0-1 (First Round)
2004-05	Sylvia Hatchell	30-4	12-2	3-0 (Champions)	3-1 (Elite 8)
2005-06	Sylvia Hatchell	33-2	13-1	3-0 (Champions)	4-1 (Final Four)
2006-07	Sylvia Hatchell	34-4	11-3	3-0 (Champions)	4-1 (Final Four)
2007-08	Sylvia Hatchell	33-3	14-0	3-0 (Champions)	3-1 (Elite 8)
2008-09	Sylvia Hatchell	28-7	10-4	1-1 (Semifinals)	1-1 (Second Round)
2009-10	Sylvia Hatchell	19-12	6-8	0-1 (First Round)	0-1 (First Round)
2010-11	Sylvia Hatchell	28-9	8-6	3-1 (Finals)	2-1 (Sweet 16)
2011-12	Sylvia Hatchell	20-11	9-7	1-1 (Quarterfinals)	--
2012-13	Sylvia Hatchell	29-7	14-4	2-1 (Finals)	1-1 (Second Round)
2013-14	Sylvia Hatchell	27-10	10-6	2-1 (Semifinals)	3-1 (Elite 8)
2014-15	Sylvia Hatchell	26-9	10-6	1-1 (Quarterfinals)	2-1 (Sweet 16)
2015-16	Sylvia Hatchell	14-18	4-12	0-1 (First Round)	--
2016-17	Sylvia Hatchell	15-16	3-13	1-1 (Second Round)	--
2017-18	Sylvia Hatchell	15-16	4-12	1-1 (Second Round)	--
2018-19	Sylvia Hatchell	18-15	8-8	1-1 (Second Round)	0-1 (First Round)
2019-20	Courtney Banghart	16-14	7-11	0-1 (First Round)	N/A
2020-21	Courtney Banghart	13-11	8-9	0-1 (First Round)	0-1 (First Round)
2021-22	Courtney Banghart	25-7	13-5	0-1 (Quarterfinals)	2-1 (Sweet 16)
2022-23	Courtney Banghart	22-11	11-7	1-1 (Quarterfinals)	1-1 (Second Round)
2023-24	Courtney Banghart	20-13	11-7	0-1 (Second Round)	1-1 (Second Round)
2024-25	Courtney Banghart	29-8	13-5	2-1 (Semifinals)	2-1 (Sweet 16)



CAREER RECORDS

Total Points

	Games	Points	Avg
1. Ivory Latta (2004-07)	138	2,285	16.56
2. Tracy Reid (1995-98)	121	2,200	18.18
3. Tonya Sampson (1991-94)	123	2,143	17.42
4. Charlotte Smith (1992-95)	129	2,094	16.23
5. Pam Leake (1983-86)	124	2,001	16.14
6. Tresa Brown (1981-84)	121	1,931	15.96
7. Erlana Larkins (2005-08)	141	1,927	13.67
8. Deja Kelly (2020-2024)	121	1,858	15.36
9. Nikki Teasley (1998-2002)	125	1,822	14.58
10. Kathy Crawford (1980-83)	124	1,806	14.56

Scoring Average

	Games	Points	Avg
1. Tracy Reid (1995-98)	121	2,200	18.18
2. Paris Kea (2017-19)	91	1,637	18.00
3. Tonya Sampson (1991-94)	123	2,143	17.42
4. Marion Jones (1994-97)	102	1,716	16.82
5. Ivory Latta (2004-07)	138	2,285	16.56
6. Charlotte Smith (1992-1995)	129	2,094	16.23
7. Dawn Royster (1984-87)	110	1,778	16.16
8. Pam Leake (1983-86)	124	2,001	16.14
9. Tresa Brown (1981-84)	121	1,931	15.96
10. Deja Kelly (2020-2024)	121	1,858	15.36

Field Goal Percentage (Min. 300 made)

	FGM	FGA	PCT
1. LaToya Pringle (2005-08)	418	722	.579
2. Erlana Larkins (2005-08)	717	1,265	.567
3. Tresa Brown (1981-84)	785	1,434	.547
4. Kathy Crawford (1980-83)	770	1,420	.542
5. Marion Jones (1994-97)	670	1,264	.530
6. Tracy Reid (1995-98)	886	1,679	.528
7. Chay Shegog (2009-12)	529	1,025	.516
8. Dawn Royster (1984-87)	745	1,445	.516
9. Sylvia Crawley (1991-94)	490	953	.514
10. Jessica Breland (2007-11)	619	1,239	.500
Stephanie Mavunga (2014-15)	363	726	.500

Three-Pointers Made

	Games	Makes
1. Ivory Latta (2004-07)	138	345
2. Stephanie Watts (2016-19, 2021)	108	275
3. Coretta Brown (2000-03)	131	251
4. Nikki Teasley (1998-2002)	125	236
5. Stephanie Lawrence (1992-95)	125	227
6. Italee Lucas (2008-11)	138	226
7. Jamie Cherry (2015-18)	129	222
8. Tonya Sampson (1991-94)	123	194
9. Brittany Rountree (2012-15)	139	170
10. Juana Brown (1998-2001)	124	168

Three-Pt. Percentage (Min. 70 made)

	3FGM	3FGA	PCT
1. Leah Church (2018-20)	95	242	.393
2. Ivory Latta (2004-07)	345	886	.389
3. Coretta Brown (2000-03)	251	661	.380
4. Heather Claytor (2006-09)	163	439	.371
5. Lexi Donarski (2023-25)	160	434	.369
6. Allisha Gray (2014-15)	118	328	.360
7. Camille Little (2004-07)	99	275	.360
8. Stephanie Lawrence (1992-95)	227	634	.358
9. LaQuanda Barksdale (1998-2001)	74	208	.356
10. Leah Sharp (1998-2001)	103	292	.353

Total Rebounds

	Games	Reb	Avg
1. Alyssa Ustby (2020-25)	150	1,269	8.50
2. Bernadette McGlade (1977-80)	121	1,251	10.34
3. Charlotte Smith (1992-95)	129	1,200	9.30
4. Erlana Larkins (2005-08)	141	1,173	8.32
5. Dawn Royster (1984-87)	110	1,108	10.07
6. Tracy Reid (1995-98)	121	1,065	8.80
7. Henrietta Walls (1980-83)	123	1,024	8.33
8. La'Tangela Atkinson (2003-06)	134	1,012	7.55
9. Janelle Bailey (2018-21)	114	1,010	8.86
10. LaQuanda Barksdale (1998-2001)	130	977	7.52

Rebounding Average

	Games	Reb	Avg
1. Bernadette McGlade (1977-80)	121	1,251	10.34
2. Dawn Royster (1984-87)	110	1,108	10.07
3. Charlotte Smith (1992-95)	129	1,200	9.30
4. Stephanie Mavunga (2014-15)	72	640	8.89
5. Janelle Bailey (2018-21)	114	1,010	8.86
6. Tracy Reid (1995-98)	121	1,065	8.80
7. Alyssa Ustby (2020-25)	150	1,269	8.50
8. Henrietta Walls (1980-83)	123	1,024	8.33
9. Erlana Larkins (2005-08)	141	1,173	8.32
10. La'Tangela Atkinson (2003-06)	134	1,012	7.55

Free Throw Percentage (Min. 100 made)

	FTM	FTA	PCT
1. Ivory Latta (2004-07)	476	568	.840
2. Jamie Cherry (2015-18)	458	566	.809
3. Shayla Bennett (2019-20)	163	204	.799
4. Brittany Rountree (2012-15)	165	208	.793
5. Eileen McCann (1981-84)	128	163	.785
6. Destinee Walker (2016-19)	123	157	.783
7. Alex Miller (2005-09)	103	132	.780
8. Nikki Teasley (1998-02)	384	493	.779
9. Diamond DeShields (2013-14)	104	134	.776
10. LeAnn Kennedy (1989-92)	269	348	.773

Assists

	Games	Asts	Avg
1. Nikki Teasley (1998-02)	125	728	5.82
2. Ivory Latta (2004-07)	138	599	4.34
3. Cetera DeGraffenried (2008-11)	139	589	4.24
4. Pam Leake (1983-86)	124	545	4.40
5. Coretta Brown (2000-03)	131	517	4.58
6. Pam Hammond (1982-85)	122	513	4.20
7. Emily Johnson (1989-92)	112	511	4.56
8. Leah Metcalf (2002-05)	130	500	3.85
9. Jamie Cherry (2015-18)	129	444	3.44
10. Marion Jones (1994-97)	102	403	3.95
Alyssa Ustby (2020-25)	150	403	2.69

Steals

	Games	Steals	Avg
1. Pam Leake (1983-86)	124	401	3.23
2. Tonya Sampson (1991-94)	123	390	3.17
3. Cetera DeGraffenried (2008-11)	139	371	2.67
4. Marion Jones (1994-95, 97)	102	334	3.27
5. Nikita Bell (2002-05)	133	322	2.42
6. Erlana Larkins (2005-08)	141	294	2.09
7. Nikki Teasley (1998-02)	125	280	2.24
8. Camille Little (2004-07)	138	277	2.01
9. Ivory Latta (2004-07)	138	257	1.86
10. Tracy Reid (1995-98)	121	247	2.04
Rashanda McCants (2006-09)	142	247	1.74

Blocks

	Games	Blocks	Avg
1. LaToya Pringle (2005-08)	138	336	2.43
2. Dawn Royster (1984-87)	110	329	2.99
3. Jessica Breland (2007-11)	142	295	2.08
4. Waltiea Rolle (2010-13)	122	262	2.15
5. Candace Sutton (2001-04)	126	208	1.65
6. Stephanie Mavunga (2014-15)	72	180	2.50
7. Chay Shegog (2009-12)	131	173	1.32
8. Alyssa Ustby (2020-25)	150	140	0.93
9. Gwendolyn Gillingham (1992-95)	114	126	1.11
10. Sylvia Crawley (1991-94)	124	123	0.99

CAROLINA

SINGLE-SEASON RECORDS - INDIVIDUAL

Points	Games	Points	Avg
1. Pam Leake (1986)	31	695	22.41
2. Tracy Reid (1998)	33	687	20.82
3. Charlotte Smith (1995)	35	685	19.57
4. Dawn Royster (1985)	32	653	20.41
5. Diamond DeShields (2014)	36	648	18.00
6. Tresa Brown (1984)	31	646	20.84
7. Ivory Latta (2006)	35	645	18.43
8. Tonya Sampson (1993)	30	631	21.03
9. Marion Jones (1995)	35	628	17.94
10. Tracy Reid (1997)	30	623	20.76

Scoring Average	Games	Points	Avg
1. Pam Leake (1986)	31	695	22.41
2. Tonya Sampson (1993)	30	631	21.03
3. Tresa Brown (1984)	31	646	20.84
4. Tracy Reid (1998)	33	687	20.82
5. Tracy Reid (1997)	30	623	20.76
6. Dawn Royster (1985)	32	653	20.41
7. Kathy Wilson (1988)	27	547	20.26
8. Pam Leake (1985)	31	620	20.00
9. Charlotte Smith (1995)	35	685	19.57
10. Paris Kea (2018)	31	601	19.38

Field Goal Percentage (Min. 4 FGM/game)	FG	FGA	PCT
1. Kathy Crawford (1983)	248	398	.623
2. Erlana Larkins (2005)	181	297	.609
3. Maria Gakdeng (2025)	142	242	.587
4. LaToya Pringle (2008)	174	298	.584
5. Erlana Larkins (2006)	180	317	.569
6. Erlana Larkins (2007)	182	321	.567
7. Kathy Crawford (1982)	176	311	.566
8. Tresa Brown (1983)	207	369	.561
Tresa Brown (1984)	272	485	.561
10. Sylvia Crawford (1994)	195	354	.551

Rebounds	Games	Reb.	Avg
1. Bernadette McGlade (1980)	36	386	10.72
2. Dawn Royster (1985)	32	379	11.84
3. Charlotte Smith (1995)	35	376	10.74
4. Erlana Larkins (2007)	38	349	9.18
5. Stephanie Mavunga (2015)	35	336	9.60
6. LaQuanda Barksdale (2001)	29	334	11.52
7. Erlana Larkins (2008)	35	331	9.46
8. Bernadette McGlade (1979)	32	318	9.94
9. Tracy Reid (1998)	33	312	9.45
Alyssa Ustby (2024)	33	312	9.45
Alyssa Ustby (2025)	33	312	9.45
10. Charlotte Smith (1994)	33	304	9.21
Tracy Reid (1997)	30	304	10.13
Stephanie Mavunga (2014)	37	304	8.22

Rebounding Average	FGM	FGA	PCT
1. Bernadette McGlade (1977)	24	297	12.38
2. Dawn Royster (1985)	32	379	11.84
3. LaQuanda Barksdale (2001)	29	334	11.52
4. Charlotte Smith (1995)	35	376	10.74
5. Bernadette McGlade (1980)	36	386	10.72
6. Tracy Reid (1997)	30	304	10.13
7. Bernadette McGlade (1979)	32	318	9.94
8. Dawn Royster (1987)	29	288	9.93
9. Laura Broomfield (2012)	26	256	9.85
10. Stephanie Mavunga (2015)	35	336	9.60

Free Throws Made	FT	FTA	Avg
1. Charlotte Smith (1995)	174	267	.652
2. Cetera DeGraffenreid (2010)	173	218	.794
3. Tierra Ruffin-Pratt (2013)	168	241	.697
4. Deja Kelly (2024)	163	235	.694
5. LaToya Pringle (2008)	161	215	.749
Jamie Cherry (2016)	161	198	.813
7. Cetera DeGraffenreid (2009)	159	211	.754
8. Tracy Reid (1998)	152	250	.680

9. Chanel Wright (1999)	139	192	.724
10. Ivory Latta (2006)	138	162	.852

Free Throw Percentage (Min. 2.5/game)	FGM	FGA	PCT
1. Ivory Latta (2005)	132	153	.863
Nikki Teasley (2002)	132	153	.863
3. Deja Kelly (2022)	133	155	.858
4. Ivory Latta (2007)	112	131	.855
5. Ivory Latta (2006)	138	162	.852
6. Coretta Brown (2003)	90	108	.833
7. Jamie Cherry (2018)	131	158	.829
8. Erlana Larkins (2005)	134	163	.822
9. Tonya Sampson (1994)	121	148	.818
10. Tresa Brown (1984)	102	125	.816

Three-Pointers Made	Games	3FG	3FGA
1. Ivory Latta (2007)	38	107	266
2. Coretta Brown (2002)	35	99	251
3. Ivory Latta (2005)	34	92	232
4. Coretta Brown (2003)	34	88	223
5. Lexi Donarski (2025)	37	86	216
6. Ivory Latta (2006)	35	85	212
7. Stephanie Watts (2019)	27	82	220
8. Stephanie Watts (2017)	26	81	249
9. Italee Lucas (2011)	37	79	235
10. Nikki Teasley (2002)	33	77	209

Three Point FG Percentage (Min. 40 made)	3FG	3FGA	PCT
1. Heather Claytor (2006)	41	91	.451
2. Alisha Gray (2014)	64	153	.418
3. Brittany Rountree (2012)	43	103	.417
4. Reniya Kelly (2025)	40	97	.412
5. Paris Kea (2018)	62	153	.405
Stephanie Lawrence (1994)	60	148	.405
7. Stephanie Lawrence (1992)	43	107	.402
8. Ivory Latta (2007)	107	266	.402
9. Ivory Latta (2006)	85	212	.401
10. Juana Brown (1999)	64	160	.400

Assists	Games	Assists	Avg
1. Nikki Teasley (1999)	36	211	5.86
2. Coretta Brown (2001)	29	193	6.65
3. Nikki Teasley (2002)	33	189	5.73
4. Ivory Latta (2006)	35	181	5.17
5. Cetera DeGraffenreid (2011)	37	176	4.76
6. Pam Hammond (1985)	32	169	5.28
7. Marion Jones (1995)	32	168	4.80
8. Nikki Teasley (1998)	30	166	5.53
9. Pam Leake (1986)	31	165	5.32
10. Emily Johnson (1992)	31	163	5.26

Steals	Games	Steals	Avg
1. Linda Matthews (1979)	30	127	4.23
2. Pam Leake (1986)	31	125	4.03
3. Marion Jones (1995)	35	124	3.54
4. Tonya Sampson (1994)	34	119	3.50
Pam Leake (1985)	31	119	3.82
6. Marion Jones (1994)	35	111	3.70
Tonya Sampson (1993)	30	111	3.70
8. Nikita Bell (2005)	34	105	3.09
9. Cetera DeGraffenreid (2009)	35	100	2.86
10. Cetera DeGraffenreid (2010)	31	99	3.19
Camille Little (2007)	38	99	2.61
Marion Jones (1997)	32	99	3.09

Blocked Shots	Games	Blocks	Avg
1. LaToya Pringle (2007)	38	121	3.18
2. Dawn Royster (1985)	32	114	3.56
3. Jessica Breland (2009)	35	108	3.09
4. LaToya Pringle (2008)	35	95	2.71
5. Dawn Royster (1987)	29	90	3.10
6. Stephanie Mavunga (2014)	37	90	2.43
Stephanie Mavunga (2015)	35	90	2.57



CAROLINA

SINGLE-GAME RECORDS - INDIVIDUAL

Points
42 Tracy Reid Virginia 1/15/98

Field Goals Made
19 Tresa Brown Fairleigh Dickinson 1/9/84

Field Goals Attempted
30 Dawn Royster at Radford 11/29/84
Pam Leake vs. Georgia 12/27/85

Three-Point Field Goals Made
10 Stephanie Watts Charleston Southern 11/22/16

Three-Point Field Goals Attempted
17 Italee Lucas at Virginia 2/15/10

Free Throws Made
16 Tonya Sampson Maryland 1/23/93
Tonya Sampson Virginia 2/3/93

Free Throws Attempted
21 Tonya Sampson Virginia 2/3/93

Rebounds
26 Dawn Royster Delaware State 11/20/84

Assists
16 Coretta Brown N.C. A&T 11/21/00

Blocked Shots
9 LaToya Pringle Wofford 12/6/06

Steals
10 Pam Leake Clemson 1/24/85

SINGLE-GAME RECORDS - TEAM

Points
124 New Orleans 12/16/13

Field Goals Made
53 vs. Mercer 11/29/85

Field Goals Attempted
100 vs. East Carolina 2/26/77

Field Goal Percentage
66.2% (45-68) UM-Eastern Shore 11/25/85

Three-Point Field Goals Made
14 Navy 12/6/91
vs. Gonzaga 11/25/06
vs. New Orleans 12/16/13
at Duke 3/1/15
Charleston Southern 11/22/16
NC State 1/29/17
Georgia Tech 2/16/17
UNCW 12/5/18
Georgia Tech 1/31/19
Charleston Southern 11/15/19
Norfolk State 12/21/24

Three-Point Field Goals Attempted
37 Gardner-Webb 11/8/23

Free Throws Made
37 vs. Georgia Southern 3/16/94

Free Throws Attempted
48 vs. Georgia Southern 3/16/94

Highest Free Throw Percentage * 10 or more made
100% (16-16) at UCLA 12/31/87

Rebounds
73 vs. Clemson 2/5/76

Assists
37 Duke 2/21/97

Blocked Shots
14 Winthrop 2/1/94
Winston-Salem State 11/12/06

Steals
34 Coastal Carolina 12/8/93

SINGLE-GAME RECORDS - OPPONENT

Points
48 Mimi McKinney Virginia 1/15/98

Fewest Points Scored - TEAM
21 Savannah State 12/29/11
NC Central 12/12/12

Field Goals Made
20 Barbara Kennedy Clemson 2/20/82

Field Goals Attempted
33 Barbara Kennedy Clemson 2/20/82

Three-Point Field Goals Made
8 Ashley Holliday Kennesaw State 11/27/11
Imani Wright at Florida State 12/31/17
Gabrielle Cooper Syracuse 2/22/18

Three-Point Field Goals Attempted
20 Jaleesa Ross Fresno State 3/19/11

Free Throws Made
20 Shay Doron Maryland 1/9/05

Free Throws Attempted
22 Shay Doron Maryland 1/9/05
Jeanette Jackson Prarie View A&M

Rebounds
25 Ta'Shia Phillips Xavier 11/19/08

Assists
17 Suzie McConnell Penn State 3/17/85

Blocked Shots
8 Genia Beasley NC State 1/24/79
Anne Donovan Old Dominion 1/30/80
Alison Bales Duke 2/25/06
Khadija Faye at Pittsburgh 1/19/25
Makayla Timpson Florida State 3/7/25

Steals
10 Nancy Lieberman Old Dominion 1/30/80

CAROLINA

SINGLE-SEASON RECORDS - TEAM

Scoring Average

	Games	Points	Avg
1. 2007-08	36	3107	86.3
2. 1982-83	30	2560	85.3
3. 1993-94	35	2955	84.4
4. 2006-07	38	3179	83.7
5. 2008-09	35	2894	82.7
6. 1994-95	35	2890	82.6
7. 2005-06	35	2877	82.2
8. 1998-99	36	2950	81.9
9. 1985-86	32	2565	80.2
10. 2001-02	35	2797	79.9

Scoring Defense

	Games	Points	Avg
1. 2006-07	38	2090	55.0
2. 2021-22	32	1784	55.8
3. 2024-25	37	2119	57.3
4. 2004-05	34	2006	57.5
5. 2003-04	31	1813	58.5
6. 2012-13	36	2166	59.7
7. 2022-23	33	1974	59.8
8. 2011-12	31	1857	59.9
2005-06	35	2095	59.9
10. 1994-95	35	2101	60.0

Rebounds

	Games	Reb.	Avg
1. 2010-11	37	1758	47.5
2. 1979-80	36	1707	47.4
3. 2007-08	36	1691	44.5
4. 1994-95	35	1609	45.9
5. 2002-03	34	1572	46.2
6. 2001-02	35	1566	44.7
7. 2006-07	38	1562	41.1
2008-09	35	1562	44.6
9. 1993-94	35	1544	44.1
10. 1978-79	32	1537	48.0

Rebounding Average

	Games	Reb.	Avg.
1. 1976-77	24	1213	50.5
2. 1977-78	29	1392	48.0
1978-79	32	1537	48.0
4. 2010-11	37	1606	47.5
5. 1979-80	36	1707	47.4
6. 2007-08	36	1525	47.0
7. 2009-10	31	1307	46.8
8. 2002-03	34	1572	46.2
9. 1994-95	35	1609	46.0
10. 2006-07	38	1562	45.3

Free Throws Made

	FT	FTA	Avg
1. 2007-08	695	1005	.692
2. 1998-99	611	915	.668
3. 2006-07	591	825	.716
4. 2008-09	586	819	.716
5. 2013-14	573	850	.674
6. 2004-05	570	793	.719
7. 1997-98	567	857	.662
8. 2010-11	566	817	.693
9. 2012-13	561	878	.693
10. 1993-94	560	780	.718

Free Throw Percentage

	FT	FTA	PCT
1. 2018-19	431	574	.751
2. 2017-18	404	544	.743
3. 2019-20	440	595	.739
4. 2020-21	324	446	.726
5. 2005-06	547	756	.724
6. 2015-16	452	628	.720
7. 2004-05	570	793	.719
8. 1993-94	560	780	.718
9. 2008-09	586	819	.716
2006-07	591	825	.716

Three-Pointers Made

	Games	3FG	3FGA
1. 2024-25	37	269	803
2. 2018-19	33	268	802
3. 2016-17	31	257	801
4. 2005-06	35	248	682
5. 2006-07	38	240	719
6. 2001-02	35	236	706
7. 2014-15	35	227	718
8. 2013-14	37	218	678
9. 2023-23	33	202	641
10. 2019-20	30	191	596

Three Point FG Percentage

	3FG	3FGA	PCT
1. 2005-06	248	682	.364
2. 1991-92	186	512	.363
3. 2000-01	169	490	.345
2002-03	174	505	.345
5. 2008-09	184	536	.343
6. 2024-25	269	803	.335
7. 2001-02	236	706	.334
2006-07	240	719	.334
2018-19	268	802	.334
10. 1992-93	161	490	.329

Assists

	Games	Assists	Avg
1. 2006-07	38	676	17.8
2. 2007-08	36	639	17.8
3. 2005-06	35	638	18.2
4. 2010-11	37	602	16.3
5. 2001-02	35	595	17.0
6. 1993-94	35	594	17.0
7. 2008-09	35	581	16.6
8. 1994-95	35	573	16.4
9. 1984-85	32	571	17.8
10. 1985-86	32	567	17.7
2004-05	34	567	16.7

Steals

	Games	Steals	Avg
1. 2006-07	38	544	14.3
2. 1979-80	36	521	14.5
3. 2004-05	34	477	13.6
4. 2012-13	36	474	13.2
5. 2007-08	36	460	12.8
6. 2005-06	35	457	13.1
7. 1993-94	35	454	13.0
8. 1985-86	32	438	13.7
9. 1978-79	32	433	13.5
10. 2008-09	35	415	11.9

Blocked Shots

	Games	Blocks	Avg
1. 2006-07	38	253	6.7
2. 2007-08	36	246	6.8
3. 2010-11	37	242	6.5
4. 2008-09	35	229	6.5
5. 2012-13	36	197	5.5
6. 2011-12	31	191	6.2
7. 2005-06	35	190	5.4
8. 1993-94	35	187	5.3
9. 2009-10	31	177	5.7
10. 2013-14	37	173	4.7

Wins

1. 2006-07	34
2. 2007-08	33
2005-06	33
1993-94	33
5. 2004-05	30
1994-95	30
7. 2024-25	29
2012-13	29
1996-97	29
10. 2010-11	28

* Records date back to 1976-77 season



CAROLINA

SINGLE-SEASON RECORDS - TEAM

ACC Wins

1. 1996-97	15
2. 2012-13	14
2007-08	14
1993-94	14
5. 2024-25	13
2021-22	13
2005-06	13
2002-03	13

Winning Streaks

1. 2006-07	24
2. 2005-06	22
3. 1994-95	18
4. 2008-09	17
5. 2007-08	16
2004-05	16

Home Wins

1. 2007-08	18
2. 2012-13	17
2008-09	17
2006-07	17
5. 2010-11	15
2009-10	15
2004-05	15
2002-03	15

Road Wins

1. 2024-25	9
2021-22	9
2005-06	9
4. 2012-13	8
2007-08	8
2002-03	8
2001-02	8
1991-92	8
9. 2014-15	7
2003-04	7
1998-99	7
1996-97	7
1994-95	7
1993-94	7
1992-93	7
1985-86	7

Season Start

1. 2006-07	24
2. 2005-06	22
3. 1994-95	18
4. 2008-09	17

ALL-TIME 30 AND 40-POINT GAMES

42	Tracy Reid vs. Virginia, 1/15/98
41	Tracy Reid vs. Virginia, 1/27/97
	Tresa Brown vs. Virginia, 1/14/84
40	Kathy Wilson vs. Georgia Tech, 1/17/88
39	Stephanie Watts vs. Charleston So., 11/22/16
	Pam Leake vs. Virginia, 2/5/85
38	Diamond DeShields at NC State, 2/16/134
	Tonya Sampson vs. Maryland, 1/23/93
	Tresa Brown vs. Fairleigh Dickinson, 11/9/84
36	Paris Kea vs. Duke, 1/21/18
35	Stephanie Watts vs. UNCW, 12/5/18
34	Italee Lucas vs. Iowa, 12/2/10
	Tracy Reid vs. Florida State, 2/4/98
	Tracy Reid vs. Clemson, 2/15/96
	Pam Leake vs. Wake Forest, 1/18/85
33	Paris Kea vs. Washington, 12/17/17
	Italee Lucas vs. Virginia, 2/15/10
	Ivory Latta vs. Old Dominion, 12/29/05
	Chanel Wright vs. St. John's, 11/27/98
	Tracy Reid vs. Howard, 3/13/98
	Tracy Reid vs. Florida State, 1/4/98
	Pam Leake vs. Delaware, 11/20/84
32	Deja Kelly vs. Syracuse (2/9/23)
	Paris Kea vs. NC State, 2/24/19
	Jamie Cherry vs. Pitt, 3/1/17
	Paris Kea vs. Minnesota, 11/25/16
	Destinee Walker vs. FAMU, 11/17/15
	Ivory Latta at Maryland, 1/28/07
	Ivory Latta vs. Virginia, 3/6/05
	LaQuanda Barksdale vs. Elon, 12/28/00
	Nikki Teasley vs. Florida State, 12/5/98
	Marion Jones vs. Duke, 2/25/95
	Tonya Sampson vs. Virginia, 2/3/93
	Tonya Sampson vs. Virginia, 1/29/91
	Dawn Royster vs. Western Carolina, 2/14/87
	Pam Leake vs. Radford, 1/13/86
31	Deja Kelly vs. Clemson (1/2/22)
	Janelle Bailey vs. Boston College (2/21/19)
	Paris Kea vs. Miami, 2/4/18
	Paris Kea vs. South Alabama, 11/19/17
	Jamie Cherry vs. Boston College, 2/9/17
	Jessica Breland vs. Oklahoma, 12/3/09
	LaToya Pringle vs. Maryland, 1/26/08
	LaQuanda Barksdale vs. Duke, 1/25/01
	Nikki Teasley vs. Duke, 3/6/00
	LaQuanda Barksdale vs. Georgia So., 12/7/99
	Tracy Reid vs. Virginia, 2/27/98
	Tracy Reid vs. Duke, 1/12/98
	Charlotte Smith vs. Co. of Charleston, 12/20/92
	Merlanie Oden vs. Mount St. Mary's, 2/27/89
	Kathy Crawford vs. Southern Miss, 12/17/82
	Kathy Crawford vs. Appalachian State, 11/20/82
30	Paris Kea vs. Notre Dame, 1/27/19
	Janelle Bailey vs. Howard, 12/28/18
	Janelle Bailey at Wake Forest, 1/14/18
	Stephanie Watts vs. NC State, 2/21/16
	Diamond DeShields at Duke, 2/10/14
	Allisha Gray at UCLA, 11/17/13
	Tierra Ruffin-Pratt vs. Albany, 3/24/13
	Ivory Latta vs. Georgia Tech, 2/5/06
	Ivory Latta vs. Wake Forest, 1/2/04
	Nikita Bell vs. Maryland, 1/27/03
	LaQuanda Barksdale vs. Florida State, 2/18/01
	Tracy Reid vs. Western Kentucky, 12/20/97
	Marion Jones vs. Howard, 12/14/96
	Chanel Wright vs. ETSU, 11/30/96
	Chanel Wright vs. Radford, 11/26/96

	Tracy Reid vs. NC State, 2/18/96
	Tonya Sampson vs. Alabama, 3/21/93
	Kathy Wilson vs. California, 12/28/87
	Pam Leake vs. Wake Forest, 2/19/86
	Pam Leake vs. Missouri, 12/28/85
	Tresa Brown vs. East Carolina, 1/12/82
	Kathy Crawford vs. Ohio, 12/19/81
	Kathy Crawford vs. East Carolina, 2/5/800

CAROLINA

SEASON-BY-SEASON BESTS

SCORING

SEASON	PLAYER	G	PTS.	AVG.
2024-25	Alyssa Ustby	33	359	10.9
2023-24	Deja Kelly	33	539	16.3
2022-23	Deja Kelly	32	527	16.5
2021-22	Deja Kelly	32	527	16.5
2020-21	Janelle Bailey	24	326	13.6
2019-20	Taylor Koenen	30	441	14.7
2018-19	Paris Kea	29	502	17.3
2017-18	Paris Kea	31	601	19.4
2016-17	Paris Kea	31	534	17.2
2015-16	Stephanie Watts	32	471	14.7
2014-15	Alisha Gray	35	552	15.8
2013-14	Diamond DeShields	36	648	18.0
2012-13	Tierra Ruffin-Pratt	35	541	15.5
2011-12	Chay Shegog	31	484	15.6
2010-11	Italee Lucas	37	598	16.2
2009-10	Italee Lucas	30	441	14.7
2008-09	Rashanda McCants	34	488	14.4
2007-08	Rashanda McCants	36	569	15.8
2006-07	Ivory Latta	38	615	16.2
2005-06	Ivory Latta	35	645	18.4
2004-05	Ivory Latta	34	592	17.4
2003-04	Camille Little	31	443	14.3
2002-03	Coretta Brown	34	492	14.5
2001-02	Coretta Brown	35	598	17.1
2000-01	LaQuanda Barksdale	29	552	19.0
1999-00	LaQuanda Barksdale	33	581	17.6
1998-99	Nikki Teasley	36	555	15.4
1997-98	Tracy Reid	33	687	20.8
1996-97	Tracy Reid	30	623	20.8
1995-96	Tracy Reid	23	439	19.1
1994-95	Charlotte Smith	35	685	19.6
1993-94	Tonya Sampson	34	594	17.5
1992-93	Tonya Sampson	30	631	21.0
1991-92	Tonya Sampson	31	500	16.1
1990-91	Tonya Sampson	28	418	14.9
1989-90	Heather Thompson	28	358	12.8
1988-89	Merlanie Oden	30	363	12.1
1987-88	Kathy Wilson	27	547	20.3
1986-87	Dawn Royster	29	541	18.7
1985-86	Pam Leake	31	695	22.4
1984-85	Dawn Royster	32	653	20.4
1983-84	Tresa Brown	31	646	20.8
1982-83	Kathy Crawford	30	555	18.5
1981-82	Kathy Crawford	28	436	15.6
1980-81	Kathy Crawford	30	444	14.8
1979-80	Bernadette McGlade	36	555	15.4
1978-79	Bernadette McGlade	32	470	14.7
1977-78	Cathy Shoemaker	29	399	13.8
1976-77	Bernadette McGlade	24	283	11.8

REBOUNDING

SEASON	PLAYER	G	RBS.	AVG.
2024-25	Alyssa Ustby	33	312	9.5
2023-24	Alyssa Ustby	33	312	9.5
2022-23	Alyssa Ustby	28	233	8.3
2021-22	Alyssa Ustby	32	276	8.6
2020-21	Janelle Bailey	24	196	8.2
2019-20	Janelle Bailey	27	252	9.3
2018-19	Janelle Bailey	32	189	8.7
2017-18	Janelle Bailey	31	283	9.1
2016-17	Stephanie Watts	26	205	7.9
2015-16	Stephanie Watts	32	231	7.2
2014-15	Stephanie Mavunga	35	336	9.6
2013-14	Stephanie Mavunga	37	304	8.2
2012-13	Krista Gross	36	302	8.4
2011-12	Laura Broomfield	26	256	9.8
2010-11	Laura Broomfield	37	287	7.8
2009-10	Laura Broomfield	29	236	8.1

2008-09	Jessica Breland	35	298	8.5
2007-08	Erlana Larkins	35	331	9.5
2006-07	Erlana Larkins	37	349	9.4
2005-06	Erlana Larkins	35	251	7.2
2004-05	La'Tangela Atkinson	34	250	7.4
2003-04	La'Tangela Atkinson	31	251	8.1
2002-03	La'Tangela Atkinson	34	281	8.3
2001-02	Chrystal Baptist	34	261	7.7
2000-01	LaQuanda Barksdale	29	334	11.5
1999-00	LaQuanda Barksdale	33	285	8.6
1998-99	LaQuanda Barksdale	36	281	7.8
1997-98	Tracy Reid	33	312	9.5
1996-97	Tracy Reid	30	304	10.1
1995-96	Tracy Reid	23	205	8.9
1994-95	Charlotte Smith	35	376	10.7
1993-94	Charlotte Smith	33	304	9.2
1992-93	Charlotte Smith	30	269	9.0
1991-92	Charlotte Smith	31	251	8.1
1990-91	Tonya Sampson	27	201	7.2
1989-90	Heather Thompson	28	237	8.5
1988-89	Merlanie Oden	30	268	8.9
1987-88	Tia Poindexter	27	246	9.1
1986-87	Dawn Royster	29	288	9.9
1985-86	Dawn Royster	17	159	9.4
1984-85	Dawn Royster	32	379	11.8
1983-84	Dawn Royster	32	281	8.8
1982-83	Henrietta Walls	30	259	8.6
1981-82	Henrietta Walls	27	231	8.6
1980-81	Henrietta Walls	30	250	8.3
1979-80	Bernadette McGlade	36	386	10.7
1978-79	Bernadette McGlade	32	318	9.9
1977-78	Rochelle Small	29	197	6.8
1976-77	Bernadette McGlade	24	297	12.4

FIELD GOAL PERCENTAGE

(minimum 150 attempts)				
SEASON	PLAYER	G	FGM-FG	PCT.
2024-25	Maria Gakdeng	33	142-242	.587
2023-24	Maria Gakdeng	33	129-206	.626
2022-23	Alyssa Ustby	28	161-318	.506
2021-22	Anyia Poole	32	103-180	.572
2020-21	Alyssa Ustby	24	103-207	.498
2019-20	Malu Tshitenge	30	131-225	.582
2018-19	Janelle Bailey	32	202-429	.471
2017-18	Janelle Bailey	31	195-402	.485
2016-17	Paris Kea	31	221-455	.486
2015-16	Hillary Summers	32	147-298	.493
2014-15	Stephanie Mavunga	35	202-418	.483
2013-14	Stephanie Mavunga	37	161-308	.523
2012-13	Waltiea Rolle	35	172-356	.483
2011-12	Chay Shegog	31	194-367	.529
2010-11	Chay Shegog	36	122-238	.513
2009-10	Chay Shegog	29	112-217	.516
2008-09	Jessica Breland	35	192-374	.513
2007-08	LaToya Pringle	35	174-330	.584
2006-07	Erlana Larkins	37	182-321	.567
2005-06	Erlana Larkins	35	180-316	.568
2004-05	Erlana Larkins	34	181-297	.609
2003-04	Candance Sutton	30	107-208	.514
2002-03	Candace Sutton	34	148-300	.493
2001-02	Candace Sutton	34	174-373	.466
2000-01	Candace Sutton	28	113-233	.485
1999-00	Jackie Higgins	31	129-273	.473
1998-99	Jackie Higgins	35	124-246	.504
1997-98	Tracy Reid	33	267-496	.538
1996-97	Marion Jones	32	231-431	.536
1995-96	Tracy Reid	23	188-345	.545
1994-95	Charlotte Smith	35	249-467	.533
1993-94	Sylvia Crawley	35	194-354	.551
1992-93	Sylvia Crawley	30	137-255	.537

1991-92	Charlotte Smith	21	175-360	.486
1990-91	LeAnn Kennedy	28	96-207	.464
1989-90	Kareema Williams	27	133-270	.470
1988-89	Dawn Bradley	28	101-188	.537
1987-88	Tia Poindexter	27	132-273	.484
1986-87	Dawn Royster	29	231-450	.513
1985-86	Pam Leake	31	296-572	.517
1984-85	Dawn Royster	32	276-519	.532
1983-84	Tresa Brown	31	272-485	.561
1982-83	Kathy Crawford	30	248-398	.623
1981-82	Kathy Crawford	28	176-311	.566
1980-81	Tresa Brown	31	136-253	.538
1979-80	Bernadette McGlade	36	224-478	.469
1978-79	Bernadette McGlade	32	195-411	.474
1977-78	Rochelle Small	29	101-197	.512
1976-77	Cathy Shoemaker	19	98-227	.432

3-POINT FIELD GOALS MADE

SEASON	PLAYER	G	3PM	3PA
2024-25	Lexi Donarski	37	86	216
2023-24	Lexi Donarski	33	74	218
2022-23	Kennedy Todd-Williams	33	52	161
2021-22	Deja Kelly	32	52	144
2020-21	Petra Holešinská	24	56	158
2019-20	Madinah Muhammad	30	62	190
2018-19	Janelle Bailey	32	82	220
2017-18	Jamie Cherry	31	71	220
2016-17	Stephanie Watts	26	81	249
2015-16	Stephanie Watts	32	76	260
2014-15	Alisha Gray	35	54	175
2013-14	Alisha Gray	36	64	153
2012-13	Brittany Rountree	36	50	168
2011-12	Brittany Rountree	31	43	103
2010-11	Italee Lucas	37	79	235
2009-10	Italee Lucas	30	56	163
2008-09	Italee Lucas	35	70	178
2007-08	Heather Claytor	36	39	125
2006-07	Ivory Latta	38	107	266
2005-06	Ivory Latta	35	85	212
2004-05	Ivory Latta	34	92	232
2003-04	Ivory Latta	31	61	176
2002-03	Coretta Brown	34	88	223
2001-02	Coretta Brown	35	99	251
2000-01	Coretta Brown	29	51	138
1999-00	Nikki Teasley	26	51	161
1998-99	Juana Brown	35	64	160
1997-98	Nikki Teasley	30	51	142
1996-97	Chanel Wright	32	54	154
1995-96	Tracy Sadler	27	45	123
1994-95	Stephanie Lawrence	33	69	217
1993-94	Stephanie Lawrence	35	60	148
1992-93	Tonya Sampson	30	60	174
1991-92	Tonya Sampson	31	65	179
1990-91	Tonya Sampson	28	16	44
1989-90	Tanya Lamb	18	20	58
1988-89	Tanya Lamb	27	38	123
1987-88	Kathy Wilson	27	32	82

3-POINT FIELD GOAL PERCENTAGE

(minimum 50 attempts)				
SEASON	PLAYER	G	3PM-A	PCT.
2024-25	Reniya Kelly	33	40-87	.412
2023-24	Lexi Donarski	33	74-218	.339
2022-23	Eva Hodgson	25	50-120	.417
2021-22	Deja Kelly	32	52-144	.361
2020-21	Petra Holešinská	24	56-158	.354
2019-20	Leah Church	29	30-78	.385
2018-19	Leah Church	31	37-95	.389
2017-18	Leah Church	28	28-69	.408
2016-17	Jamie Cherry	31	69-183	.366



CAROLINA

2015-16	Jamie Cherry	32	50-163	.307
2014-15	Britany Rountree	35	52-141	.369
2013-14	Alisha Gray	36	64-153	.418
2012-13	Megan Buckland	35	48-135	.356
2011-12	Brittany Rountree	31	43-103	.417
2010-11	Italee Lucas	37	79-235	.336
2009-10	She'la White	31	42-111	.378
2008-09	Heather Claytor	35	35-80	.438
2007-08	Rebecca Gray	30	27-69	.391
2006-07	Ivory Latta	38	107-266	.402
2005-06	Heather Claytor	31	41-91	.451
2004-05	Camille Little	34	26-60	.433
2003-04	Ivory Latta	31	61-176	.347
2002-03	Jessica Sell	31	26-64	.406
2001-02	Coretta Brown	35	99-251	.394
2000-01	Coretta Brown	29	51-138	.370
1999-00	Leah Sharp	32	47-128	.367
1998-99	Juana Brown	35	64-160	.400
1997-98	Leah Sharp	25	25-59	.424
1996-97	Jessica Gaspar	31	50-136	.368
1995-96	Tracy Sadler	26	45-123	.366
1994-95	Lori Gear	33	40-104	.385
1993-94	Stephanie Lawrence	35	60-148	.405
1992-93	Tonya Sampson	30	60-174	.345
1991-92	Stephanie Lawrence	30	43-107	.402
1990-91	Tonya Sampson	28	16-44	.364
1989-90	Tanya Lamb	18	20-58	.345
1988-89	Emily Johnson	30	25-73	.342
1987-88	Kathy Wilson	27	32-82	.390

1985-86	Darlene Cannon	25	42-56	.750
1984-85	Pam Leake	31	110-147	.748
1983-84	Tresa Brown	31	102-125	.816
1982-83	Pam Leake	30	55-74	.743
1981-82	Kathy Crawford	28	84-107	.785
1980-81	Kathy Crawford	30	74-103	.718
1979-80	Aprille Shaffer	36	47-60	.717
1978-79	Linda Matthews	30	66-94	.702
1977-78	Cathy Shoemaker	29	67-96	.697
1976-77	Mika Long	24	51-61	.836

ASSISTS

SEASON	PLAYER	G	AST.	AVG.
2024-25	Alyssa Ustby	33	94	2.8
2023-24	Alyssa Ustby	33	118	3.6
2022-23	Deja Kelly	32	101	3.1
2021-22	Carlie Littlefield	32	85	2.7
2020-21	Stephanie Watts	23	71	3.1
2019-20	Shayla Bennett	30	157	5.2
2018-19	Shayla Bennett	33	132	4.0
2017-18	Paris Kea	31	149	4.8
2016-17	Paris Kea	31	126	4.1
2015-16	Jamie Cherry	32	123	3.8
2014-15	Latifah Coleman	35	108	3.1
2013-14	Latifah Coleman	36	119	3.3
2012-13	Tierra Ruffin-Pratt	35	159	4.5
2011-12	She'la White	29	84	2.9
2010-11	Cetera DeGraffenreid	37	176	4.8
2009-10	Cetera DeGraffenreid	31	156	5.0
2008-09	Cetera DeGraffenreid	35	145	4.1
2007-08	Rashanda McCants	36	118	3.3
2006-07	Ivory Latta	38	161	4.2
2005-06	Ivory Latta	35	181	5.2
2004-05	Ivory Latta	34	147	4.3
2003-04	Leah Metcalf	30	115	3.8
2002-03	Coretta Brown	34	147	4.3
2001-02	Nikki Teasley	33	189	5.7
2000-01	Coretta Brown	29	193	6.7
1999-00	Nikki Teasley	26	162	6.2
1998-99	Nikki Teasley	36	211	5.9
1997-98	Nikki Teasley	30	166	5.5
1996-97	Marion Jones	32	130	4.1
1995-96	Jessica Gaspar	27	84	3.1
1994-95	Marion Jones	35	168	4.8
1993-94	Tonya Sampson	34	123	3.6
1992-93	Jill Suddreth	30	119	4.0
1991-92	Emily Johnson	31	163	5.3
1990-91	LeAnn Kennedy	28	112	4.0
1989-90	Emily Johnson	25	127	5.1
1988-89	Emily Johnson	30	130	4.3
1987-88	Jenny Yopp	27	85	3.1
1986-87	Darlene Cannon	29	96	3.3
1985-86	Pam Leake	31	165	5.3
1984-85	Pam Hammond	32	169	5.3
1983-84	Pam Hammond	32	157	4.9
1982-83	Pam Leake	30	115	3.8
1981-82	Pam Hammond	28	81	2.9
1980-81	Aprille Shaffer	31	134	4.3
1979-80	Bernadette McGlade	36	113	3.1
1978-79	Linda Matthews	30	127	4.2
1977-78	Aprille Shaffer	29	55	1.9
1976-77	Cathey Daniels	24	58	2.4

BLOCKS

SEASON	PLAYER	G	BLK.	AVG.
2024-25	Maria Gakdeng	33	37	1.1
2023-24	Maria Gakdeng	33	51	1.5
2022-23	Alyssa Ustby	28	30	1.1
2021-22	Anyia Poole	32	36	1.1
2020-21	Stephanie Watts	23	19	0.8
2019-20	Janelle Bailey	27	32	1.1
2018-19	Stephanie Watts	27	27	1.0
2017-18	Janelle Bailey	31	38	1.2
2016-17	Stephanie Watts	26	31	1.2
2015-16	N'Dea Bryant	32	48	1.5
2014-15	Stephanie Mavunga	35	90	2.6
2013-14	Stephanie Mavunga	37	90	2.4

2012-13	Waltiea Rolle	35	89	2.5
2011-12	Chay Shegog	31	71	2.3
2010-11	Waltiea Rolle	37	82	2.2
2009-10	Waltiea Rolle	30	72	2.4
2008-09	Jessica Breland	35	108	3.1
2007-08	LaToya Pringle	35	95	2.7
2006-07	LaToya Pringle	38	121	3.2
2005-06	LaToya Pringle	35	75	2.1
2004-05	LaToya Pringle	30	45	1.5
2003-04	Candace Sutton	30	50	1.7
2002-03	Candace Sutton	34	51	1.5
2001-02	Candace Sutton	34	67	1.9
2000-01	Candace Sutton	28	40	1.4
1999-00	LaShonda Allen	30	9	3.3
1998-99	LaQuanda Barksdale	36	33	0.9
1997-98	Tracy Reid	33	23	0.7
1996-97	Tracy Reid	30	18	0.6
1995-96	Sheneika Walker	27	19	0.7
1994-95	Gwendolyn Gillingham	33	46	1.4
1993-94	Sylvia Crawley	35	40	1.1
1992-93	Gwendolyn Gillingham	30	27	0.9
1991-92	Sylvia Crawley	31	30	0.9
1990-91	Kim Oden	28	46	1.6
1989-90	Kim Oden	28	25	0.9
1988-89	Dawn Bradley	28	16	0.6
1987-88	Chryss Watts	27	28	1.0
1986-87	Dawn Royster	29	90	3.1
1985-86	Dawn Royster	31	41	1.3
1984-85	Dawn Royster	32	114	3.6
1983-84	Dawn Royster	32	84	2.6
1982-83	Tresa Brown	30	42	1.4
1981-82	Tresa Brown	29	19	0.7
1980-81	Tresa Brown	31	17	0.5
1979-80	Anne Lawrence	15	53	3.5

STEALS

SEASON	PLAYER	G	STL.	AVG.
2024-25	Indya Nivar	34	68	2.0
2023-24	Alyssa Ustby	33	55	1.7
2022-23	Alyssa Ustby	28	54	1.9
2021-22	Alyssa Ustby	32	54	1.7
2020-21	Stephanie Watts	23	71	3.1
2019-20	Taylor Koenen	30	47	1.6
2018-19	Paris Kea	29	56	1.9
2017-18	Paris Kea	21	66	2.1
2016-17	Paris Kea	31	67	2.2
2015-16	N'Dea Bryant	32	49	1.5
2014-15	Latifah Coleman	35	57	1.6
2013-14	Diamond DeShields	36	61	1.7
2012-13	Tierra Ruffin-Pratt	35	93	2.7
2011-12	Krista Gross	31	60	1.9
2010-11	Cetera DeGraffenreid	37	96	2.6
2009-10	Cetera DeGraffenreid	31	99	3.2
2008-09	Cetera DeGraffenreid	35	100	2.9
2007-08	Rashanda McCants	36	80	2.2
2006-07	Camille Little	38	99	2.6
2005-06	Ivory Latta	35	80	2.3
2004-05	Nikita Bell	34	105	3.1
2003-04	Nikita Bell	31	74	2.4
2002-03	Nikita Bell	33	84	2.5
2001-02	Nikki Teasley	33	69	2.1
2000-01	Juana Brown	27	49	1.8
1999-00	Nikki Teasley	26	59	2.3
1998-99	Nikki Teasley	36	95	2.6
1997-98	Chanel Wright	34	78	2.3
1996-97	Marion Jones	32	99	3.1
1995-96	Tracy Reid	23	50	2.2
1994-95	Marion Jones	35	124	3.5
1993-94	Tonya Sampson	34	119	3.5
1992-93	Tonya Sampson	30	111	3.7
1991-92	Emily Johnson	31	84	2.7
1990-91	Tonya Sampson	28	84	3.0

FREE THROW PERCENTAGE

(minimum 50 attempts)

SEASON	PLAYER	G	FTM-FTAPCT.
2024-25	Lanie Grant	37	59-73 .808
2023-24	Deja Kelly	33	163-235 .694
2022-23	Kennedy Todd-Williams	33	73-97 .753
2021-22	Deja Kelly	32	133-155 .858
2020-21	Stephanie Watts	23	55-64 .859
2019-20	Shayla Bennett	30	86-103 .835
2018-19	Paris Kea	29	86-109 .789
2017-18	Jamie Cherry	31	131-158 .829
2016-17	Jamie Cherry	31	99-126 .786
2015-16	Jamie Cherry	32	161-198 .813
2014-15	Jamie Cherry	35	67-84 .798
2013-14	Diamond DeShields	36	104-134 .776
2012-13	Tierra Ruffin-Pratt	35	168-241 .697
2011-12	Brittany Rountree	31	46-59 .780
2010-11	Italee Lucas	37	61-81 .753
2009-10	Cetera DeGraffenreid	31	173-218 .794
2008-09	Italee Lucas	35	64-81 .790
2007-08	LaToya Pringle	35	161-215 .391
2006-07	Ivory Latta	38	112-131 .855
2005-06	Ivory Latta	35	138-162 .852
2004-05	Ivory Latta	34	132-153 .863
2003-04	Ivory Latta	31	92-118 .780
2002-03	Coretta Brown	34	90-108 .833
2001-02	Nikki Teasley	33	132-153 .863
2000-01	LaQuanda Barksdale	29	85-118 .720
1999-00	Nikki Teasley	26	66-81 .815
1998-99	Jessica Gaspar	36	109-134 .813
1997-98	Chanel Wright	34	98-127 .772
1996-97	Jessica Gaspar	31	56-83 .675
1995-96	Jessica Gaspar	27	45-66 .682
1994-95	Marion Jones	35	112-171 .655
1993-94	Tonya Sampson	34	121-148 .818
1992-93	Tonya Sampson	30	137-186 .737
1991-92	LeAnn Kennedy	31	50-65 .769
1990-91	Emily Johnson	26	49-64 .766
1989-90	LeAnn Kennedy	28	71-88 .807
1988-89	LeAnn Kennedy	30	62-77 .805
1987-88	Kathy Wilson	27	115-148 .777
1986-87	Darlene Cannon	29	55-70 .786



CAROLINA



1989-90	Emily Johnson	25	54	2.2
1988-89	Emily Johnson	30	57	1.9
1987-88	Marsha Matthews	27	42	1.6
1986-87	Liza Donnell	29	50	1.7
1985-86	Pam Leake	31	125	4.0
1984-85	Pam Leake	31	119	3.8
1983-84	Pam Leake	32	84	2.6
1982-83	Pam Leake	30	73	2.4
1981-82	Henrietta Walls	27	57	2.1
1980-81	Kathy Crawford	30	56	1.9
1979-80	Henrietta Walls	36	74	2.1
1978-79	Linda Matthews	30	127	4.2

*Statistics through 1976-77 season.



CAROLINA



CARMICHAEL ARENA

- The North Carolina faithful have long referred to Carmichael Arena as Blue Heaven and the name certainly fits. Located among the tall pine trees at the heart of the UNC campus, Carmichael has been home to the women's basketball program since its inception.
- On Jan. 20, 2003, Carolina drew 10,180 fans for its game against Duke. The sellout crowd marked a new attendance high for the Tar Heels in Carmichael.
- Carmichael is named for the late William D. Carmichael Jr., a highly popular figure on campus who served as the university's comptroller, then as its vice president.
- The Carolina Men's Basketball program called Carmichael home from 1965 until its move to the Dean E. Smith Center during the 1985-86 season. Under head coach Dean Smith, the Tar Heels compiled a home record of 169-20 at Carmichael.
- The women's basketball team has played games at the Smith Center on several occasions and has compiled a 43-10 record there since 1987. The entire 2008-09 season was played there during the Carmichael renovation project and the Tar Heels finished with a home record of 18-1.
- In 2004-05, UNC finished 17-0 overall in Chapel Hill with a 12-0 record in Carmichael and 5-0 in the Smith Center to set a program standard for home-court wins in a season. The 2006-07 squad matched that mark with a 17-1 record in 18 games at Carmichael. The 2007-08 Tar Heels wrapped the year with a record setting 18-0 mark at home. The 82-51 win over Duke stood as the final game in the "old" Carmichael.
- Under head coach Courtney Banghart, the Tar Heels have compiled a record of 73-17 at home. It's their best season at home under Banghart came in 2023-24, with a record of 14-2.

CAROLINA

RECORDS IN CHAPEL HILL

1974-75: 7-0
1975-76: 9-2
1976-77: 6-4
1977-78: 7-6
1978-79: 9-5
1979-80: 11-6
1980-81: 9-5
1981-82: 7-4
1982-83: 11-0
1983-84: 10-3
1984-85: 11-0
1985-86: 12-2
1986-87: 9-3 (7-2 Carmichael, 2-1 Smith Center)
1987-88: 8-6 (6-4 Carmichael, 2-2 Smith Center)
1988-89: 6-8 (6-6 Carmichael, 0-2 Smith Center)
1989-90: 9-5
1990-91: 9-6 (8-6 Carmichael, 1-0 Smith Center)
1991-92: 13-2
1992-93: 14-1
1993-94: 15-1 (11-0 Carmichael, 4-1 Smith Center)
1994-95: 14-1
1995-96: 7-3
1996-97: 15-0
1997-98: 16-1 (15-1 Carmichael, 1-0 Smith Center)
1998-99: 16-2
1999-00: 12-2
2000-01: 9-6 (8-5 Carmichael, 1-1 Smith Center)
2001-02: 15-3 (15-2 Carmichael, 0-1 Smith Center)

2002-03: 15-1 (14-1 Carmichael, 1-0 Smith Center)
2003-04: 14-2 (14-1 Carmichael, 0-1 Smith Center)
2004-05: 17-0 (12-0 Carmichael, 5-0 Smith Center)
2005-06: 14-1
2006-07: 17-1
2007-08: 18-0 (17-0 Carmichael, 1-0 Smith Center)
2008-09: 18-1 (18-1 Smith Center)
2009-10: 15-3 (8-3 Carmichael, 7-0 Smith Center)
2010-11: 15-3
2011-12: 13-4
2012-13: 17-1
2013-14: 11-5
2014-15: 14-3
2015-16: 11-9
2016-17: 11-5
2017-18: 11-8
2018-19: 10-4
2019-20: 11-5
2020-21: 10-3
2021-22: 13-1
2022-23: 13-2
2023-24: 14-2
2024-25: 12-4

Totals:

In Chapel Hill - 610-155

In Carmichael - 567-145

In Dean E. Smith Center - 43-10



ALL-ACC SELECTIONS

FIRST TEAM

- Tresa Brown - 1984
- Pam Leake - 1985 - 1986
- Dawn Royster - 1985 - 1987
- Kathy Wilson - 1988
- Tonya Sampson - 1992 - 1993 - 1994
- Charlotte Smith - 1994 - 1995
- Marion Jones - 1995 - 1997
- Tracy Reid - 1996 - 1997 - 1998
- LaQuanda Barksdale - 2000 - 2001
- Nikki Teasley - 2002
- Coretta Brown - 2002 - 2003
- Camille Little - 2004
- Ivory Latta - 2005 - 2006 - 2007
- Erlana Larkins - 2006 - 2007 - 2008
- LaToya Pringle - 2008
- Tierra Ruffin-Pratt - 2013
- Xylina McDaniel - 2013
- Diamond DeShields - 2014
- Allisha Gray - 2015
- Stephanie Mavunga - 2015
- Paris Kea - 2018 - 2019
- Deja Kelly - 2022 - 2023 - 2024
- Alyssa Ustby - 2023 - 2025

SECOND TEAM

- Nikki Teasley - 1999
- Coretta Brown - 2001
- Nikita Bell - 2003
- Camille Little - 2007
- Ivory Latta - 2004
- Erlana Larkins - 2005
- Rashanda McCants - 2008 - 2009
- Jessica Breland - 2009
- Italee Lucas - 2010 - 2011
- Chay Shegog - 2012
- Stephanie Watts - 2016
- Janelle Bailey - 2019
- Kennedy Todd-Williams - 2023
- Alyssa Ustby - 2022 - 2024
- Maria Gakdeng - 2025
- Reniya Kelly - 2025

THIRD TEAM

- LaQuanda Barksdale - 1999
- Juana Brown - 1999
- Nikki Teasley - 2000

- Candace Sutton - 2003
- Camille Little - 2005 - 2006
- La'Tangela Atkinson - 2004

HONORABLE MENTION

- Tresa Brown - 1984
- Jessica Breland - 2011
- Laura Broomfield - 2011 - 2012
- Janelle Bailey - 2018 - 2020 - 2021
- Taylor Koenen - 2020

ALL-FRESHMAN

- Tonya Sampson - 1991
- Charlotte Smith - 1992
- Marion Jones - 1994
- Tracy Reid - 1995
- Chanel Wright - 1996
- Nikki Teasley - 1998
- Candace Sutton - 2001
- Leah Metcalf - 2002
- La'Tangela Atkinson - 2003
- Ivory Latta - 2004
- Camille Little - 2004
- Erlana Larkins - 2005
- Cetera DeGraffenreid - 2008
- Chay Shegog - 2009



Only five Tar Heels have earned three-time first team All-ACC accolades with Ivory Latta being one. Latta helped lead the Tar Heels to back-to-back Final Fours in 2006 & 2007.

CAROLINA

- Brittany Rountree - 2012
- Xylina McDaniel - 2013
- Diamond DeShields - 2014
- Allisha Gray - 2014
- Destinee Walker - 2016
- Stephanie Watts - 2016
- Janelle Bailey - 2018
- Malu Tshitenge - 2020
- Deja Kelly - 2021
- Lanie Grant - 2025

ALL-DEFENSIVE

- Nikita Bell - 2003 - 2005
- La'Tangela Atkinson - 2006
- Camille Little - 2007
- LaToya Pringle - 2008
- Jessica Breland - 2009
- Waltiea Rolle - 2011 - 2013

ACC TOURNAMENT MVPs

- Tresa Brown - 1984
- Dawn Royster - 1985
- Charlotte Smith - 1994 - 1995
- Marion Jones - 1997
- Tracy Reid - 1998
- Nikki Teasley - 2000
- Ivory Latta - 2005 - 2006 - 2007
- Erlana Larkins - 2008

ALL-ACC TOURNAMENT TEAM

(First-Team unless otherwise noted)

- Henrietta Walls - 1982
- Kathy Crawford - 1983
- Pam Leake - 1984 - 1985 - 1986
- Tresa Brown - 1984
- Pam Hammond - 1984
- Dawn Royster - 1985
- Sylvia Crawley - 1994
- Tonya Sampson - 1994
- Charlotte Smith - 1994 - 1995
- Marion Jones - 1994 (second team) - 1997 - 1998
- Stephanie Lawrence - 1995 (second team)
- Tracy Reid - 1995 (second team) - 1997 - 1998
- Jessica Gaspar - 1997 (second team)
- Chanel Wright - 1997 (second team) - 1998 - 1999
- Nikki Teasley - 1998 - 1999 - 2000 - 2002
- Juana Brown - 1998 (second team) - 1999
- LaQuanda Barksdale - 2000 - 2001

- Coretta Brown - 2002 - 2003
- Candace Sutton - 2002 - 2003
- Leah Metcalf - 2003 (second team)
- La'Tangela Atkinson - 2003 (second team) - 2006 (second team)
- Nikita Bell - 2005
- Ivory Latta - 2004 - 2005 - 2006 - 2007
- Camille Little - 2004 - 2005 - 2006 - 2007 (second team)
- Erlana Larkins - 2005 (second team) - 2006 - 2007 - 2008
- LaToya Pringle - 2008
- Rashanda McCants - 2008 - 2009 (second team)
- Cetera DeGraffenreid - 2008 (second team) - 2011 (second team)
- Jessica Breland - 2009 - 2011
- Italee Lucas - 2009 (second team) - 2011
- Tierra Ruffin-Pratt - 2013
- Waltiea Rolle - 2013 (second team)
- Latifah Coleman - 2013 (second team)
- Diamond DeShields - 2014
- Stephanie Mavunga - 2015 (second team)
- Paris Kea - 2018 - 2019 (second team)

ACADEMIC ALL-ACC TEAM

- Sheneika Walker - 1998
- Candace Sutton - 2001 - 2002
- Leah Metcalf - 2003 - 2004 - 2005
- Jennifer Nelms - 2006
- Jessica Sell - 2006
- Rashanda McCants - 2009
- Laura Broomfield - 2011 - 2012
- Destinee Walker - 2016
- Taylor Koenen - 2019 - 2020
- Malu Tshitenge - 2020
- Deja Kelly - 2021
- Alyssa Ustby - 2021 - 2022 - 2023 - 2025
- Paulina Paris - 2023
- Kennedy Todd-Williams - 2023
- Alexandra Zelaya - 2023
- Lexi Donarski - 2024 - 2025
- Reniya Kelly - 2024 - 2025
- Maria Gakdeng - 2025
- Lanie Grant - 2025
- Laila Hull - 2025
- Blanca Thomas - 2025
- Ciera Toomey - 2025

CAROLINA

ACC PLAYERS OF THE WEEK

- Tresa Brown - 1984
- Pam Leake - 1985 (2x) - 1986 (2x)
- Dawn Royster - 1985 - 1987
- Darlene Cannon - 1986
- Kathy Wilson - 1988
- Tonya Sampson - 1992 (2x) - 1993 (2x) - 1994 (2x)
- Charlotte Smith - 1994 (3x) - 1995 (2x)
- Marion Jones - 1995 (2x) - 1996 (2x)
- Tracy Reid - 1996 (3x) - 1997 (2x) - 1998
- Jessica Gaspar - 1997
- Juana Brown - 1999
- Nikki Teasley - 1999 (2x) - 2000 (3x) - 2002 (2x)
- LaQuanda Barksdale - 2000 - 2001
- Leah Metcalf - 2002
- Candace Sutton - 2002
- Nikita Bell - 2003
- Coretta Brown - 2003 (2x)
- Ivory Latta - 2005 (2x) - 2006 (3x) - 2007
- La'Tangela Atkinson - 2006
- Erlana Larkins - 2006 - 2007 (2x) - 2008 (2x)
- LaToya Pringle - 2008
- Jessica Breland - 2009
- Cetera De Graffenreid - 2010 (2x)
- Italee Lucas - 2011
- Chay Shegog - 2012 (2x)
- Diamond DeShields - 2014
- Stephanie Mavunga - 2015 (3x)
- Stephanie Watts - 2017
- Paris Kea - 2017 - 2019 (2x)
- Janelle Bailey - 2019 - 2020 - 2021
- Deja Kelly - 2022 - 2023
- Reniya Kelly - 2025

ACC ROOKIES OF THE WEEK

- Tonya Sampson - 3x - 1991
- Charlotte Smith - 6x - 1992
- Marion Jones - 5x - 1994
- Tracy Reid - 4x - 1995
- Chanel Wright - 2x - 1996
- Melissa Johnson - 1997
- Juana Brown - 1998
- Nikki Teasley - 3x - 1998
- Jennifer Thomas - 2x - 2000
- Candace Sutton - 2001
- La'Tangela Atkinson - 6x - 2003
- Ivory Latta - 3x - 2004

- Camille Little - 4x - 2004
- Erlana Larkins - 4x - 2005
- Christina Dewitt - 2006
- Rashanda McCants - 2006
- Cetera DeGraffenreid - 3x - 2008
- Chay Shegog - 2009
- Xylina McDaniel - 6x - 2013
- Allisha Gray - 3x - 2014
- Stephanie Mavunga - 2014
- Diamond DeShields - 3x - 2014
- Destinee Walker - 2016
- Stephanie Watts - 4x - 2016
- Janelle Bailey - 7x - 2018
- Malu Tshitenge - 2020
- Deja Kelly - 2x - 2021
- Paulina Paris - 2023
- Kayla McPherson - 2023



Janelle Bailey boasts the most ACC Rookie of the Week honors in Carolina history, collecting the award seven times during the 2017-18 campaign.

CAROLINA

RETIRED AND HONORED JERSEYS AT UNC

On Oct. 4, 1994, the Athletic Council of the University of North Carolina adopted a set of criteria for honoring the jerseys of women's basketball players. In order to have her jersey honored and hung in the Carmichael Arena rafters, a player must have been a member of a first-team All-America squad, been a member of an Olympic team as an undergraduate or been selected by the coaches as MVP of a national championship team.

Under these guidelines, the UNC women's basketball program announced the first five honored jerseys in a ceremony on Feb. 5, 1995. They belong to Tresa Brown, Pam Leake, Marsha Mann, Bernadette McGlade and Tonya Sampson. On Feb. 27, 2000, Carolina honored three more, belonging to Sylvia Crawley, Marion Jones and Tracy Reid.

CHARLOTTE SMITH - #23

The starting forward for the 1994 NCAA Championship team, Charlotte Smith was ESPN's National Player of the Year for the 1993-94 season.

Smith was named the Most Outstanding Player of the 1994 NCAA Tournament after hitting one of the most dramatic shots in collegiate basketball history. With 0:00.7 left in regulation of the '94 NCAA title game and UNC trailing Louisiana Tech 59-57, Smith drilled the championship-winning three-point basket. She also pulled down a career-high 23 rebounds in that game, setting an NCAA Championship game record and tying the NCAA Tournament record.

As a freshman in 1992, she was named the ACC Rookie of the Year. Smith was named All-ACC and ACC Tournament MVP in both her junior and senior seasons.

A consensus first-team All-America and Naismith Award finalist as a senior in 1994-95, Smith led the ACC in scoring and rebounding, averaging 19.6 points and 10.7 boards per game. She totaled 21 double-doubles in Carolina's 35 games, including a 10-game streak. As a four-year starter for the Tar Heels, she led Carolina in rebounding every year of her career.

On Dec. 4, 1994, against North Carolina A&T State, she became the second woman in collegiate basketball history to dunk in a game.

Smith was the first Tar Heel woman and the third women's player in ACC history to record 2,000 career points and 1,000 career rebounds. Her career total of 2,094 points ranks third in UNC history and eighth in the ACC. Her 1,200 rebounds rank second at UNC and fourth in the ACC.

In addition to her ESPY as Women's Basketball Player of the Year, she received an ESPY for Most Outstanding College Basketball Play of the Year. Smith's honors were given at the 1995 ESPY Awards, recognizing her play in the 1993-94 season.

The University's criteria for retiring a jersey, which applies to all UNC varsity athletes, requires a player to be named national player of the year in his or her sport. Only two Tar Heel women's basketball jersey numbers have been retired. Those numbers are 23, by Charlotte Smith, and 12, last worn in 2007 by Ivory Latta. Smith's jersey was retired on Feb. 24, 1996, while Latta saw her likeness in the rafters on Jan. 5, 2008.

Retired

Ivory Latta (12), Charlotte Smith (23)

Honored

Marsha Mann (44), Bernadette McGlade (14), Kathy Crawford (25), Tresa Brown (24), Pam Leake (20), Tonya Sampson (34), Sylvia Crawley (00), Marion Jones (20), Tracy Reid (00), LaQuanda Barksdale (33), Nikki Teasley (42), Camille Little (20), Erlana Larkins (2)



Smith's Honors: 1995 ESPY Award as ESPN Player of the Year (recognized for 1993-94 season) • First-team All-America by Kodak, The Associate Press and the U.S. Basketball Writers Association in 1995 • Final Four MVP in 1994 • ACC Tournament MVP in 1994 and 1995 • All-ACC and All-ACC Tournament in 1994 and 1995 • ACC Rookie of the Year in 1992 • Fourth in scoring at UNC with 2,094 career points • Second in rebounding at UNC with 1,200 in her career.

CAROLINA

IVORY LATTA - #12



Latta's Honors: 2006 ESPN.com, USBWA, Basketball Times and Gballmag.com National Player of the Year • Two-time consensus first-team All-America (2006 and 2007) • Three-time first-team All-ACC • 2006 ACC Player of the Year • ACC Tournament MVP in 2005, 2006 and 2007 • Only player in ACC history to win three straight ACC Tournament MVP awards • Carolina's all-time leading scorer (2,285 points) • Also school record holder in three-pointers, three-point percentage and free-throw percentage.

A four-year starting point guard who led the Tar Heels to back-to-back Final Fours, Ivory Latta was the 2006 ESPN.com, USBWA, Basketball Times and Gballmag.com National Player of the Year.

Latta was one of the most energetic and influential players in Carolina history. A 5-6 sparkplug from McConnells, S.C., Latta's teams compiled a four-year record of 121-17 that included three Atlantic Coast Conference championships, two Final Fours and an Elite Eight. Latta finished her career as UNC's all-time leading scorer, becoming just the second player in program history to earn consensus All-America honors two years in a row.

Latta also finished her career as the school's all-time leader in career three-pointers, three-point percentage and free-throw percentage.

As a sophomore, Latta emerged as one of the game's great playmakers, earning third-team AP All-America honors in 2005 to go with Kodak All-America honorable mention. She also led the Tar Heels to the 2005 ACC title, picking up Most Valuable Player honors in the process.


Latta guided Carolina to the 2006 Women's Final Four in Boston, the team's first appearance on the sport's grandest stage since Charlotte Smith's Tar Heels won the 1994 NCAA title. Latta was the 2006 ACC Player of the Year and earned first-team All-America accolades from the AP, Kodak/WBCA, ESPN.com, USBWA, Basketball Times, Gballmag.com and the Wooden Award committee.

Despite an offseason knee surgery, Latta was once again a consensus All-America performer in 2007. The senior bagged her third straight ACC Tournament MVP, making her the first player, male or female, to win that award three straight times.

Latta, who collected first-team All-America honors from the AP, Kodak/WBCA, USBWA and the Wooden Award committee, steered Carolina back to the Women's Final Four in Cleveland. While the Tar Heels fell in the national semifinal for the second time, Latta cemented her place as one of the greatest players in women's college basketball history.

ALL-AMERICA

CAROLINA




Marsha Mann • 1975

#44 • Marsha Mann

Marsha Mann was Carolina's first women's basketball All-America selection, by the National Women's Invitational Tournament in 1975.

Her senior season, 1974-75, was the first year in which the women's basketball team fell under the direction of the UNC athletic department. Mann paced the team in both scoring (17.0 points per game) and rebounding (9.8 per game) and led the Tar Heels to the NWIT in Amarillo, Texas. Under coach Angela Lumpkin, UNC went 1-2 there to finish the season 15-3.

Mann also competed for the United States team that won a silver medal at the 1973 World University Games.




Bernadette McGlade • 1980

#14 • Bernadette McGlade

Bernadette McGlade, Carolina's career leader in rebounds, was a National Women's Invitational Tournament All-America selection in 1980. She led the Tar Heels in rebounding in all four seasons she played for Carolina and finished with a school-record total of 1,251. Her career average of 10.3 rebounds per game is the best in UNC history.

#25 • Kathy Crawford

Kathy Crawford was a National Women's Invitational Tournament All-America selection in 1980. She ranks ninth in UNC history in scoring with 1,806 career points and also ranks 10th in scoring average (14.6 ppg) and fourth in field goal percentage (54.2). Her 1983 mark of 62.3 percent from the field is still the Carolina single-season school record.



Tresa Brown • 1984

#24 • Tresa Brown

In 1984, Tresa Brown became the first UNC player to earn ACC Player of the Year honors.

She also earned Kodak All-America honors that season after helping the Tar Heels to a 24-8 record and the school's first conference championship. Brown, who was MVP of the '84 ACC Tournament, led Carolina in scoring (20.8 points), field goal percentage (56.1) and free throw percentage (81.6) that season, her senior year. She also earned All-ACC honors.


Brown is second in career field goal percentage (54.7) and ranks sixth on Carolina's career scoring chart with 1,931 points. She also is among the school's top 10 in career scoring average, total rebounds and blocked shots.

#20 • Pam Leake

Pam Leake was a Kodak All-America selection in 1986 when she led the Tar Heels in scoring with 22.4 points per game, the highest season scoring average in school history. With 2,001 career points, she ranks fifth on UNC's career scoring list.

She earned ACC Player of the Year honors in 1985 and 1986 and is one of only six players to have been so named twice in their careers.

Leake holds Carolina's career mark for steals (401) and ranks third in assists (545). Her career scoring average of 16.14 ranks fifth on the school's all-time chart and she is also among the top 10 in field goal percentage.




Pam Leake • 1986

#34 • Tonya Sampson

As a senior, Tonya Sampson earned Kodak All-America honors while leading the Tar Heels to the 1994 NCAA Championship. She paced the team in scoring in each of her four years, averaging a career-best 21 points per game in 1992-93. She graduated as Carolina's all-time leading scorer with 2,143 points, a total that was surpassed in 1998 by Tracy Reid.

Sampson was a member of the ACC's All-Freshman team in 1991, then earned All-ACC honors as a sophomore, junior and senior. She also earned All-ACC Tournament honors in 1994.

Sampson ranks in UNC's career top 10 in points, scoring average, total rebounds, rebounding average and steals. In addition to the Kodak team, Sampson was also named to the Basketball America and Basketball Times (third team) All-America squads.



Tonya Sampson • 1994

#23 • Charlotte Smith

Charlotte Smith was Carolina's first National Player of the Year, earning the 1995 ESPY Award for her play during the 1993-94 season.

In 1995, Smith was named to the Kodak, Associated Press, USBWA and Basketball Times (second team) All-America teams. Smith currently ranks fourth in total career points, fifth in scoring average, ninth in field goal percentage, second in total rebounds, third in rebounding average and 10th in blocked shots at Carolina.



Charlotte Smith • 1994, 1995

CAROLINA



Marion Jones • 1997

#20 • Marion Jones

Marion Jones made an instant impact on the UNC program, helping the team to an NCAA championship as a freshman point guard. She averaged 14.1 points that season and in 1995 became the first Carolina sophomore to reach the 1,000-point mark.

Jones was 9-0 in Atlantic Coast Conference Tournament play as a member of championship teams in 1994, '95 and '97.

She was an All-ACC pick in 1995 and '97, and earned ACC Tournament MVP and All-America honors from Basketball America in 1997. She was also a third-team selection by the Basketball Times and the AP.

Despite playing just three seasons, she ranks 14th all-time in scoring at UNC with 1,716 career points. She ranks third in career scoring average (16.8), fifth in field goal percentage (53.0), third in steals (334) and eighth in assists (403).

#00 • Tracy Reid

The No. 2 scorer in Tar Heel history, Tracy Reid amassed 2,200 points during her career. She was selected as the ACC Player of the Year in her junior and senior seasons. She was named to the Kodak and AP All-America teams in both 1997 and 1998, becoming UNC's first two-time consensus choice.

Reid earned All-ACC honors in 1996, '97 and '98 after leading the conference in scoring for all three of those years. She was voted to the All-ACC Tournament team in 1997 and '98.

In addition to leading the program in points scored, Reid boasts the highest career scoring average (18.2), the sixth-highest field goal percentage (52.8) and the fifth-highest rebound total (1,065). She and Charlotte Smith are the only UNC players to total more than 2,000 points and 1,000 rebounds in their careers.

#33 • LaQuanda Barksdale

LaQuanda Barksdale was Carolina's first All-American of the 21st century, getting the nod from the Women's Basketball News Service and the Women's Basketball Journal in 2001.

A two-time first-team All-ACC selection, Barksdale ranks sixth in career three-point percentage, eighth in total rebounds, eighth in rebounding average, sixth in free-throw percentage and 10th in assists in program history.



LaQuanda Barksdale • 2001

#12 • Ivory Latta

North Carolina's all-time leading scorer with 2,285 career points, Ivory Latta was also UNC's first three-time All-America selection and just its second two-time consensus pick. As a sophomore in 2005, Latta was chosen for the Associated Press third-team All-America list.

Latta became just the second Tar Heel to earn National Player of the Year honors in 2006, when she was named the country's top player by ESPN.com, USBWA, Basketball Times and Gballmag.com. In addition to those accolades, Latta was named to the AP, Kodak/WBCA, ESPN.com, USBWA, Basketball Times, Gballmag.com and Wooden Award All-America teams.

Latta repeated on the AP, Kodak/WBCA, USBWA and Wooden Award All-America squads as a senior in 2007.

#2 • Erlana Larkins

North Carolina's most dominant post player since Tracy Reid, Erlana Larkins was named to the State Farm (formerly Kodak), USBWA and Associated Press (second team) All-America team as a senior in 2008. That followed her selection to the AP third team in 2007.

One of the most versatile posts in women's basketball history, Larkins ranks among the Carolina career leaders in scoring (seventh), field goal percentage (second), total rebounds (third), rebounding average (sixth), steals (fifth) and blocked shots (seventh).



Ivory Latta • 2005, 2006, 2007



Erlana Larkins • 2007, 2008

Honorable Mention All-America Selections

Tonya Sampson
1993: Kodak, USBWA
1992: Bask. Weekly
Charlotte Smith
1994: Kodak
1993: USBWA
Marion Jones
1997: Kodak
1995: AP
LaQuanda Barksdale
2001: AP, Kodak
Nikki Teasley
2002: AP, Kodak
Coretta Brown
2003: AP, Kodak
Camille Little
2004: Kodak
Nikita Bell
2005: AP
Ivory Latta
2005: Kodak
Erlana Larkins
2006: AP

Camille Little
2006: AP
La'Tangela Atkinson
2006: AP
LaToya Pringle
2008: AP, State Farm/WBCA
Rashanda McCants
2009: State Farm/WBCA
Tierra Ruffin-Pratt
2013: AP, WBCA
Diamond DeShields
2014: AP
Allisha Gray
2015: WBCA
Paris Kea
2019: WBCA
Janelle Bailey
2021: WBCA
Alyssa Ustby
2023: WBCA
Deja Kelly
2024: WBCA
2023: WBCA
2022: WBCA

CAROLINA

1,000 POINTS SCORED AT CAROLINA

Ivory Latta – 2,285 career points

Guard • 5-6 • McConnells, S.C. (York Comprehensive High School)



YR	G-GS	FG-A	PCT	3FG-A	PCT	FT-A	PCT	REB-AV	A	TO	BLK	STL	PTS-AV
03-04	31-29	140-387	36.2	61-176	34.7	2-118	78.0	88-2.8	110	96	4	60	433-14.0
04-05	34-33	184-438	42.0	92-232	39.7	132-153	86.3	92-2.7	147	121	6	57	592-17.4
05-06	35-35	211-464	45.6	85-212	40.1	138-162	85.2	74-2.1	181	126	2	80	645-18.4
06-07	38-38	198-482	41.1	107-266	40.2	112-131	85.5	81-2.1	161	136	4	60	615-16.2
Career	138-135	733-1771	41.4	345-886	38.9	474-564	84.0	335-2.4	599	479	16	258	2285-16.6

Tracy Reid – 2,200 career points

Forward • 5-11 • Miami, Fla. (Miami Central High School)



YR	G-GS	FG-A	PCT	3FG-A	PCT	FT-A	PCT	REB-AV	A	TO	BLK	STL	PTS-AV
94-95	35-19	178-361	49.3	4-18	22.2	91-151	60.3	244-7.0	38	86	10	55	451-12.9
95-96	23-18	188-345	54.5	2-6	33.3	61-98	62.2	205-8.9	30	70	2	50	439-19.1
96-97	30-22	253-477	53.0	2-5	40.0	115-189	60.8	304-10.1	29	99	18	68	623-20.8
97-98	33-32	267-496	53.8	1-3	33.3	152-250	60.8	312-9.5	34	99	23	74	687-20.8
Career	121-91	886-1679	52.8	9-32	28.1	419-688	60.9	1065-8.8	131	354	53	247	2200-18.2

Tonya Sampson – 2,143 career points

Guard • 5-9 • Clinton, N.C. (Clinton High School)



YR	G-GS	FG-A	PCT	3FG-A	PCT	FT-A	PCT	REB-AV	A	TO	BLK	STL	PTS-AV
90-91	28-23	156-361	43.2	16-44	36.4	90-138	65.2	201-7.2	51	100	14	84	418-14.9
91-92	31-22	181-417	43.4	65-179	36.3	73-118	61.9	211-6.8	68	108	14	76	500-16.1
92-93	30-28	217-468	46.4	60-174	34.5	157-186	73.7	245-8.2	91	111	8	111	631-21.0
93-94	34-32	210-504	41.7	53-176	30.1	121-148	81.8	267-7.9	123	139	33	119	594-17.5
Career	123-105	764-1753	43.6	194-573	33.9	441-590	74.7	924-7.5	333	458	69	390	2143-17.4

Charlotte Smith – 2,094 career points

Forward • 6-0 • Shelby, N.C. (Shelby High School)



YR	G-GS	FG-A	PCT	3FG-A	PCT	FT-A	PCT	REB-AV	A	TO	BLK	STL	PTS-AV
91-92	31-29	175-360	48.6	1-10	10.0	99-155	63.9	251-8.1	23	78	12	33	450-14.5
92-93	30-30	172-377	45.6	6-21	28.6	96-157	61.1	269-9.0	63	92	21	56	446-14.9
93-94	33-32	196-390	50.3	9-32	28.1	112-159	70.4	304-9.2	74	101	20	47	513-15.5
94-95	35-35	249-467	53.3	13-46	28.3	174-267	65.2	376-10.7	103	122	25	63	685-19.6
Career	29-126	792-1594	49.7	29-109	26.6	481-738	65.2	1200-9.3	263	393	78	199	2094-16.2

Pam Leake – 2,001 career points

Guard • 5-7 • Chapel Hill, N.C. (Chapel Hill High School)



YR	G-GS	FG-A	PCT	3FG-A	PCT	FT-A	PCT	REB-AV	A	TO	BLK	STL	PTS-AV
82-83	30-30	124-277	44.8	-----	-----	55-74	74.3	123-4.1	115	81	8	73	303-10.1
83-84	32-30	159-341	46.6	-----	-----	65-95	68.4	141-4.4	105	97	5	84	383-11.9
84-85	31-28	255-519	49.1	-----	-----	110-147	74.8	161-5.2	160	135	5	119	620-20.0
85-86	31-30	296-572	51.7	-----	-----	103-145	71.0	165-5.3	165	135	7	125	695-22.4
Career	124-118	834-1709	48.8	-----	-----	333-535	62.2	590-4.8	545	448	25	401	2001-16.1

Tresa Brown – 1,931 career points

Center • 6-2 • Raleigh, N.C. (Sanderson High School)



YR	G-GS	FG-A	PCT	3FG-A	PCT	FT-A	PCT	REB-AV	A	TO	BLK	STL	PTS-AV
80-81	31	136-253	53.8	-----	-----	75-114	65.8	208-6.7	29	n/a	20	36	357-11.5
81-82	29	170-327	52.0	-----	-----	74-106	69.8	211-7.3	58	92	17	27	414-14.3
82-83	30	207-369	56.0	-----	-----	100-144	69.4	219-7.3	70	71	42	28	514-17.1
83-84	31	272-485	56.0	-----	-----	102-125	81.6	263-8.48	72	87	33	40	646-20.8
Career	121	785-1434	54.7	-----	-----	351-489	71.8	901-7.4	229	n/a	112	158	1931-16.0

Erlana Larkins – 1,927 career points

Forward • 6-1 • Rivera Beach, Fla. (The Benjamin School)



YR	G-GS	FG-A	PCT	3FG-A	PCT	FT-A	PCT	REB-AV	A	TO	BLK	STL	PTS-AV
04-05	34-25	181-297	60.9	0-5	0.0	134-163	82.2	242-7.1	55	73	36	70	496-14.6
05-06	35-35	180-317	56.8	4-9	44.4	118-168	70.2	251-7.2	86	77	36	77	482-13.8
06-07	37-37	182-321	56.7	0-4	0.0	112-165	67.9	349-9.4	103	90	20	81	476-12.9
07-08	35-35	174-330	52.7	0-0	0.0	125-208	60.1	331-9.5	108	118	21	66	473-13.5
Career	141-132	717-1255	57.1	4-18	22.2	489-704	69.7	1173-8.3	352	348	113	294	1927-13.7



Deja Kelly– 1,858 career points

Guard • 5-8 • San Antonio, Texas (Duncanville)



YR	G-GS	FG-A	PCT	3FG-A	PCT	FT-A	PCT	REB-AV	A	TO	BLK	STL	PTS-AV
20-21	24-23	85-258	32.9	27-88	30.7	68-84	81.0	56-2.3	69	45	1	18	265-11.0
21-22	32-32	171-467	36.6	52-144	36.1	133-155	85.8	116-3.6	83	69	7	45	527-16.5
22-23	32-32	179-480	37.3	32-114	28.1	137-190	72.1	124-3.9	101	78	5	40	527-16.5
23-24	33-33	171-494	34.6	34-119	28.6	163-235	69.4	129-3.9	105	89	9	45	539-16.3
Career	121-120	606-1699	35.7	145-465	31.2	501-664	75.5	425-3.5	358	281	22	148	1858-15.4

Nikki Teasley – 1,822 career points

Guard • 6-0 • Washington, D.C. (St. John's at Prospect Hall)



YR	G-GS	FG-A	PCT	3FG-A	PCT	FT-A	PCT	REB-AV	A	TO	BLK	STL	PTS-AV
97-98	30-24	131-316	41.5	51-142	35.9	74-96	77.1	104-3.5	166	103	4	57	387-12.9
98-99	36-30	193-467	41.3	57-182	31.3	112-163	68.7	169-4.7	211	112	19	95	555-15.4
99-00	26-16	131-336	39.0	51-161	31.7	66-81	81.5	104-4.0	162	87	5	59	379-14.6
01-02	33-28	146-398	36.7	77-209	36.8	132-153	86.3	145-4.4	189	99	13	69	501-15.2
Career	125-98	601-1517	39.6	236-694	34.0	384-493	77.9	522-4.2	728	401	41	280	1822-14.6

Kathy Crawford– 1,806 career points

Forward • 6-0 • Youngsville, N.C. (Bunn High School)



YR	G-GS	FG-A	PCT	3FG-A	PCT	FT-A	PCT	REB-AV	A	TO	BLK	STL	PTS-AV
79-80	36	161-355	45.4	-----	-----	49-81	60.5	224-6.2	24	n/a	8	58	371-10.3
80-81	30	185-356	52.0	-----	-----	74-103	71.8	230-7.7	36	n/a	6	56	444-14.8
81-82	28	176-311	56.6	-----	-----	84-107	78.5	205-7.3	44	87	3	50	436-15.6
82-83	30	248-398	62.3	-----	-----	59-96	61.4	211-7.0	62	64	10	62	555-18.5
Career	124	770-1420	54.2	-----	-----	266-387	68.7	870-7.0	166	n/a	27	226	1806-14.6

Chanel Wright– 1,805 career points

Guard/Forward • 6-0 • Baltimore, Md. (Western High School)



YR	G-GS	FG-A	PCT	3FG-A	PCT	FT-A	PCT	REB-AV	A	TO	BLK	STL	PTS-AV
95-96	27-25	135-331	40.8	30-112	26.8	71-113	62.8	171-6.3	54	84	5	41	371-13.7
96-97	32-31	178-403	44.2	54-154	35.1	70-108	64.8	174-5.4	117	106	8	62	480-15.0
97-98	34-31	168-396	42.4	40-129	31.0	98-127	77.2	126-3.7	100	83	11	78	474-13.9
98-99	35-33	161-404	39.9	19-80	23.8	139-192	72.4	186-5.3	95	95	9	50	480-13.7
Career	128-120	642-1534	41.9	143-475	30.1	378-540	70.0	657-5.1	366	368	33	231	1805-14.1

Alyssa Ustby– 1,791 career points

Guard/Forward • 6-1 • Rochester, Minn. (Lourdes)



YR	G-GS	FG-A	PCT	3FG-A	PCT	FT-A	PCT	REB-AV	A	TO	BLK	STL	PTS-AV
20-21	24-17	103-207	49.8	12-37	32.4	19-35	54.3	136-5.7	52	42	12	39	237-9.9
21-22	32-32	173-389	44.5	17-55	30.9	50-87	57.5	276-8.6	74	78	21	54	413-12.9
22-23	28-28	161-318	50.6	10-33	30.3	37-65	56.9	233-8.3	65	84	30	54	369-13.2
23-24	33-33	177-373	47.5	3-12	25.0	56-97	57.7	312-9.5	118	96	44	55	413-12.5
24-25	33-33	149-327	45.6	17-50	34.0	44-80	55.0	312-9.5	94	85	33	39	359-10.9
Career	150-143	763-1614	47.3	59-187	31.6	206-364	56.6	1269-8.5	403	385	140	241	1791-11.9

LaQuanda Barksdale– 1,787 career points

Forward • 5-11 • Winston-Salem, N.C. (West Forsyth High School)



YR	G-GS	FG-A	PCT	3FG-A	PCT	FT-A	PCT	REB-AV	A	TO	BLK	STL	PTS-AV
97-98	32-0	63-130	48.5	8-23	34.8	20-27	74.1	77-2.4	11	27	8	18	154-4.8
98-99	36-30	213-435	49.0	17-54	31.5	57-73	78.1	281-7.8	30	65	33	46	500-13.9
99-00	33-33	230-516	44.6	16-39	41.0	105-135	77.8	285-8.6	41	78	3	49	581-17.6
00-01	29-29	217-483	44.9	33-92	35.9	85-118	72.0	334-11.5	41	72	15	42	552-19.0
Career	130-92	723-1564	46.2	74-208	35.6	267-353	75.6	977-7.5	123	242	59	155	1787-13.7

Dawn Royster– 1,778 career points

Forward/Center • 6-0 • Nyack, N.Y. (Nyack High School)



YR	G-GS	FG-A	PCT	3FG-A	PCT	FT-A	PCT	REB-AV	A	TO	BLK	STL	PTS-AV
83-84	32-31	134-268	50.0	-----	-----	72-108	66.7	281-8.8	29	91	84	26	340-10.6
84-85	32-32	276-519	53.2	-----	-----	101-190	53.2	379-11.8	44	91	114	58	653-20.4
85-86	17-13	104-208	50.0	-----	-----	36-69	52.2	159-9.4	16	38	41	17	244-14.4
86-87	29-29	231-450	51.3	-----	-----	79-114	69.3	288-9.9	60	94	90	44	541-18.7
Career	110-105	745-1445	51.6	-----	-----	288-481	59.9	1107-10.1	149	314	329	145	1778-16.2

CAROLINA

Camille Little– 1,773 career points

Forward/Guard • 6-2 • Winston-Salem, S.C. (Carver High School)

YR	G-GS	FG-A	PCT	3FG-A	PCT	FT-A	PCT	REB-AV	A	TO	BLK	STL	PTS-AV
03-04	31-30	167-326	51.2	17-52	32.7	91-123	74.0	246-79	35	69	13	40	442-14.3
04-05	34-33	151-336	44.9	26-60	43.3	73-107	68.2	202-59	56	100	16	70	401-11.8
05-06	35-35	153-337	45.4	30-76	38.0	72-109	66.1	192-55	74	81	14	68	408-11.7
06-07	38-38	198-410	48.3	26-84	31.0	100-145	69.0	223-59	102	132	12	99	522-13.7
Career	138-136	669-1409	47.5	99-275	36.0	336-484	69.4	863-6.3	267	382	55	277	1773-12.8

Janelle Bailey– 1,724 career points

Center • 6-5 • Charlotte, N.C. (Providence Day School)

YR	G-GS	FG-A	PCT	3FG-A	PCT	FT-A	PCT	REB-AV	A	TO	BLK	STL	PTS-AV
17-18	31-31	195-402	48.5	0-0	0.0	83-121	68.6	283-9.1	28	67	38	20	473-15.3
18-19	32-31	202-429	47.1	12-46	26.1	118-157	75.2	189-8.7	34	54	22	21	534-16.7
19-20	27-27	139-337	41.2	4-9	44.4	109-135	80.7	252-9.3	52	76	32	22	391-14.5
20-21	24-24	129-268	48.1	4-30	13.3	64-90	71.1	196-8.2	27	41	12	16	326-13.6
Career	114-113	665-1436	46.3	20-85	23.5	374-503	74.4	1010-8.9	141	238	104	79	1724-15.1

Marion Jones– 1,716 career points

Guard • 5-10 • Thousand Oaks, Calif. (Thousand Oaks High School)

YR	G-GS	FG-A	PCT	3FG-A	PCT	FT-A	PCT	REB-AV	A	TO	BLK	STL	PTS-AV
93-94	35-31	198-374	52.9	21-75	28.0	77-108	71.3	145-4.1	105	114	29	111	494-14.1
94-95	35-34	241-459	52.5	34-114	29.8	112-171	65.5	174-5.0	168	112	30	124	628-17.9
96-97	32-28	231-431	53.6	23-86	26.7	109-166	65.7	150-4.7	130	99	19	99	594-18.6
Career	102-93	670-1264	53.0	78-275	28.4	298-445	67.0	469-4.6	403	325	78	334	1716-16.8

Italee Lucas– 1,703 career points

Guard • 5-8 • Las Vegas, Nev. (Centennial High School)

YR	G-GS	FG-A	PCT	3FG-A	PCT	FT-A	PCT	REB-AV	A	TO	BLK	STL	PTS-AV
07-08	36-2	71-194	36.6	21-77	27.3	15-25	60.0	60-1.7	97	121	0	43	178-4.9
08-09	35-31	176-382	46.1	70-178	39.3	64-81	79.0	121-3.5	99	104	3	60	486-13.9
09-10	30-22	158-395	40.0	56-163	34.4	69-88	78.4	115-3.8	75	97	4	44	441-14.7
10-11	37-37	229-526	43.5	79-235	33.6	61-81	75.3	113-3.1	98	109	2	45	598-16.2
Career	138-92	634-1497	42.4	226-653	34.6	209-275	76.0	409-3.0	369	431	9	192	1703-12.3

Coretta Brown– 1,687 career points

Guard • 5-8 • Statesboro, Ga. (Southeast Bulloch High School)

YR	G-GS	FG-A	PCT	3FG-A	PCT	FT-A	PCT	REB-AV	A	TO	BLK	STL	PTS-AV
99-00	33-11	48-160	30.0	13-49	26.5	26-41	63.4	56-1.7	59	48	1	33	135-4.1
00-01	29-29	156-408	38.2	51-138	37.0	99-145	68.3	138-4.8	193	113	6	37	462-15.9
01-02	35-35	216-496	43.5	99-251	39.4	67-93	72.0	175-5.0	118	80	6	56	598-17.1
02-03	34-33	157-396	39.6	88-223	39.5	90-108	83.3	123-3.6	147	116	2	59	492-14.5
Career	131-108	577-1460	39.5	251-661	38.0	282-387	72.9	492-3.8	517	357	15	185	1687-12.9

Paris Kea– 1,637 career points

Guard • 5-9 • Greensboro, N.C. (Page High School)

YR	G-GS	FG-A	PCT	3FG-A	PCT	FT-A	PCT	REB-AV	A	TO	BLK	STL	PTS-AV
16-17	31-31	221-455	48.6	30-95	31.6	62-81	76.5	162-5.2	126	91	14	67	534-17.2
17-18	31-31	226-484	46.7	62-153	40.5	87-115	75.6	116-3.7	149	101	11	66	601-19.4
18-19	29-28	181-415	43.6	54-172	31.4	86-109	78.9	95-3.3	113	77	10	56	502-17.3
Career	91-90	628-1354	46.4	146-420	34.8	235-305	77.0	373-4.1	388	269	35	189	1637-18.0

Rashanda McCants– 1,609 career points

Guard/Forward • 6-1 • Asheville, N.C. (Asheville High School)

YR	G-GS	FG-A	PCT	3FG-A	PCT	FT-A	PCT	REB-AV	A	TO	BLK	STL	PTS-AV
05-06	34-0	76-201	37.8	23-77	29.9	21-37	56.8	103-3.0	51	49	15	42	196-5.8
06-07	38-38	134-301	44.5	32-120	26.7	56-77	72.7	162-4.3	83	87	21	82	356-9.4
07-08	36-35	226-506	44.7	29-103	28.2	88-140	62.9	237-6.6	118	108	22	80	569-15.8
08-09	34-33	193-424	45.5	18-63	28.6	84-134	62.7	219-6.4	71	88	20	43	488-14.4
Career	142-106	629-1432	43.9	102-363	28.1	249-388	64.2	721-5.1	323	332	78	247	1609-11.3

CAROLINA

Bernadette McGlade– 1,604 career points

Forward/Center • 6-0 • Glouster City, N.J. (Catholic High School)



YR	G-GS	FG-A	PCT	3FG-A	PCT	FT-A	PCT	REB-AV	A	TO	BLK	STL	PTS-AV
76-77	24	122-324	37.7	-----	-----	38-71	53.5	297-12.4	27	n/a	n/a	n/a	282-11.8
77-78	29	123-313	39.2	-----	-----	51-78	65.4	250-8.6	42	n/a	n/a	n/a	297-10.2
78-79	32-32	195-411	47.4	-----	-----	80-126	63.5	318-9.9	67	123	6	68	470-14.7
79-80	36	224-478	46.9	-----	-----	107-158	67.7	386-10.7	113	n/a	6	73	555-15.4
Career	121	664-1526	43.5	-----	-----	276-433	63.7	1251-10.3	249	n/a	n/a	n/a	1604-13.3

Jamie Cherry– 1,600 career points

Guard • 5-8 • Cove City, N.C. (West Craven High School)



YR	G-GS	FG-A	PCT	3FG-A	PCT	FT-A	PCT	REB-AV	A	TO	BLK	STL	PTS-AV
14-15	35-3	63-205	30.7	32-108	29.6	67-84	79.8	43-1.2	77	76	0	20	225-6.4
15-16	32-31	112-333	33.6	50-163	30.7	161-198	81.3	87-2.7	123	118	2	31	435-13.6
16-17	31-31	147-364	40.4	69-183	37.7	99-126	78.6	102-3.3	105	99	0	29	462-14.9
17-18	31-31	138-389	35.5	71-220	32.3	131-158	82.9	116-3.7	139	117	3	59	478-15.4
Career	129-96	460-1291	35.6	222-674	32.9	458-566	80.9	348-2.7	444	410	5	139	1600-12.4

Stephanie Watts– 1,595 career points

Guard • 5-11 • Wesley Chapel, N.C. (Weddington)



YR	G-GS	FG-A	PCT	3FG-A	PCT	FT-A	PCT	REB-AV	A	TO	BLK	STL	PTS-AV
15-16	32-29	159-442	36.0	76-260	29.2	77-108	71.3	231-7.2	80	100	44	45	471-14.7
16-17	26-26	158-403	39.2	81-249	32.5	41-63	65.1	205-7.9	57	90	31	53	438-16.8
18-19	27-27	147-354	41.5	82-220	37.3	35-53	66.0	148-5.5	84	74	27	51	411-15.2
20-21	23-17	92-239	38.5	36-118	30.5	55-64	85.9	124-5.4	71	42	19	40	275-12.0
Career	112-101	556-1438	38.7	275-847	32.5	208-288	72.2	708-6.6	292	306	121	189	1595-14.8

Cetera DeGraffenreid– 1,562 career points

Guard • 5-6 • Cullowhee, N.C. (Smoky Mountain High School)



YR	G-GS	FG-A	PCT	3FG-A	PCT	FT-A	PCT	REB-AV	A	TO	BLK	STL	PTS-AV
07-08	36-30	132-310	42.6	25-93	26.9	127-171	74.3	88-2.4	111	93	3	76	416/11.6
08-09	35-31	120-302	39.7	16-75	21.3	159-211	75.4	100-2.9	145	85	3	100	415/11.9
09-10	31-26	126-322	39.1	15-55	27.3	173-218	79.4	119-3.8	157	103	3	99	440/14.2
10-11	37-37	94-220	42.7	18-61	29.5	85-120	70.8	112-3.0	176	76	2	96	291/7.9
Career	139-124	472-1154	40.9	74-284	26.1	544-720	75.6	419-3.0	589	357	11	371	1562/11.2

Kathy Wilson– 1,551 career points

Forward • 6-2 • Marietta, Ga. (Walton High School)



YR	G-GS	FG-A	PCT	3FG-A	PCT	FT-A	PCT	REB-AV	A	TO	BLK	STL	PTS-AV
84-85	32-30	139-329	42.2	-----	-----	76-104	73.1	196-6.1	48	104	13	31	354-11.1
85-86	26-21	143-281	50.9	-----	-----	75-100	75.0	175-6.7	27	83	10	28	361-13.9
86-87	29-21	109-243	44.9	-----	-----	71-93	76.3	146-5.0	47	73	15	39	289-10.0
87-88	27-26	200-419	47.7	32-82	39.0	115-148	77.7	224-8.3	56	121	20	33	547-20.3
Career	114-98	591-1272	46.5	32-82	39.0	337-445	75.7	741-6.5	178	381	58	131	1551-13.6

Jessica Breland– 1,535 career points

Forward • 6-3 • Kelford, N.C. (Bertie High School)



YR	G-GS	FG-A	PCT	3FG-A	PCT	FT-A	PCT	REB-AV	A	TO	BLK	STL	PTS-AV
06-07	37-0	99-182	54.4	3-7	42.9	40-59	67.8	156-4.5	30	73	49	35	241-6.5
07-08	36-3	156-294	53.1	2-13	15.4	66-94	70.2	257-7.1	42	75	74	41	380-10.6
08-09	35-27	192-374	51.3	7-15	46.7	102-133	76.7	298-8.5	60	116	108	52	493-14.1
10-11	34-28	72-389	44.2	6-25	24.0	71-108	65.7	240-7.1	54	93	64	39	421-12.4
Career	142-58	619-1239	50.0	18-60	30.0	279-394	70.8	960-6.8	186	357	295	169	1535-10.8

Juana Brown– 1,473 career points

Guard • 5-11 • Memphis, Tenn. (Harding Academy)



YR	G-GS	FG-A	PCT	3FG-A	PCT	FT-A	PCT	REB-AV	A	TO	BLK	STL	PTS-AV
97-98	32-19	109-274	39.8	17-77	22.1	47-64	73.4	144-4.5	58	38	2	52	282-8.8
98-99	35-32	190-434	43.8	64-160	40.0	67-109	61.5	183-5.2	73	58	6	51	511-14.6
99-00	30-27	116-340	34.1	38-136	27.9	38-53	71.7	171--5.7	62	54	8	50	308-10.3
00-01	27-25	141-343	41.1	49-133	36.8	41-57	71.9	126-4.7	92	76	7	49	372-13.8
Career	124-103	556-1391	40.0	168-506	33.2	193-283	68.2	624-5.0	285	226	23	202	1473-11.9

CAROLINA

Henrietta Walls– 1,458 career points

Forward • 6-2 • Southmont, N.C. (Central Davidson High School)



YR	G-GS	FG-A	PCT	3FG-A	PCT	FT-A	PCT	REB-AV	A	TO	BLK	STL	PTS-AV
79-80	36	145-366	39.6	-----	-----	60-96	62.5	284-7.9	23	n/a	38	74	350-9.7
80-81	30	162-309	52.4	-----	-----	62-102	60.8	250-8.3	30	n/a	28	39	386-12.9
81-82	27-22	152-320	47.5	-----	-----	53-68	77.9	231-8.6	31	57	11	57	357-13.2
82-83	30-30	149-295	52.3	-----	-----	67-97	69.1	259-8.6	50	85	18	65	365-12.2
Career	123	608-1290	47.1	-----	-----	242-363	66.7	1024-8.3	134	n/a	96	237	1458-11.9

Candace Sutton– 1,332 career points

Center • 6-6 • Kettering, N.C. (Largo High School)



YR	G-GS	FG-A	PCT	3FG-A	PCT	FT-A	PCT	REB-AV	A	TO	BLK	STL	PTS-AV
00-01	28-24	113-233	48.5	0-0	0.0	48-81	59.3	157-5.6	18	30	40	15	274-9.8
01-02	34-33	174-373	46.6	0-0	0.0	59-116	50.9	211-6.2	20	43	67	32	407-12.0
02-03	34-33	148-300	49.3	0-0	0.0	70-131	53.4	193-5.7	27	50	51	27	366-10.8
03-04	30-30	107-208	51.4	0-0	0.0	71-104	68.3	194-6.5	16	47	50	16	285-9.5
Career	126-120	542-1114	48.7	0-0	0.0	248-432	57.4	755-6.0	81	170	208	90	1332-10.6

Cathy Shoemaker– 1,316 career points

Forward • 5-10 • North Charleston, S.C. (Chicora High School)



YR	G-GS	FG-A	PCT	3FG-A	PCT	FT-A	PCT	REB-AV	A	TO	BLK	STL	PTS-AV
75-76	22	135-348	38.8	-----	-----	47-85	55.3	185-8.4	28	n/a	n/a	n/a	317-14.4
76-77	19	97-227	42.3	-----	-----	31-54	57.4	82-4.3	58	n/a	n/a	n/a	225-11.8
77-78	29	166-360	46.1	-----	-----	67-96	69.7	163-5.6	39	n/a	n/a	n/a	399-13.8
78-79	31	149-326	45.7	-----	-----	77-118	65.3	174-5.4	39	103	n/a	49	375-11.7
Career	101	547-1261	43.3	-----	-----	222-353	62.9	604-6.0	164	n/a	n/a	n/a	1316-13.0

Chay Shegog– 1,313 career points

Forward/Center • 6-5 • Stafford, Va. (Brooke Point High School)



YR	G-GS	FG-A	PCT	3FG-A	PCT	FT-A	PCT	REB-AV	A	TO	BLK	STL	PTS-AV
08-09	35-0	101-203	49.8	0-0	0.0	49-79	62.0	155-4.4	25	58	41	28	251-7.2
09-10	29-23	112-217	51.6	0-0	0.0	33-60	55.0	175-6.0	25	73	21	20	257-8.9
10-11	36-28	122-238	51.3	0-0	0.0	77-104	74.0	175-4.9	28	68	40	26	321-8.9
11-12	31-31	194-367	52.9	0-0	0.0	96-162	59.3	213-6.9	50	86	71	40	484-15.6
Career	131-82	529-1025	51.6	0-0	0.0	255-405	63.0	718-5.5	128	285	173	114	1313-10.0

La'Tangela Atkinson– 1,235 career points

Guard/Forward • 6-2 • Bishopville, S.C. (Lee Central High School)



YR	G-GS	FG-A	PCT	3FG-A	PCT	FT-A	PCT	REB-AV	A	TO	BLK	STL	PTS-AV
02-03	34-21	126-280	45.0	4-17	23.5	75-149	50.3	281-8.3	90	103	15	46	331-9.7
03-04	31-29	123-246	50.0	10-34	29.4	50-75	66.7	251-8.1	89	102	10	46	306-9.8
04-05	34-33	113-245	46.1	12-49	24.5	43-68	63.2	250-7.4	88	80	16	69	281-8.3
05-06	35-35	135-244	55.3	7-34	20.6	40-64	62.5	230-6.6	107	96	22	56	317-9.1
Career	135-118	497-1015	49.0	33-134	24.6	208-356	58.4	1012-7.6	374	381	63	217	1235-9.2

Nikita Bell– 1,223 career points

Forward/Guard • 6-0 • Columbus, Ga. (Spencer High School)



YR	G-GS	FG-A	PCT	3FG-A	PCT	FT-A	PCT	REB-AV	A	TO	BLK	STL	PTS-AV
01-02	35-8	81-195	41.5	5-16	31.2	25-41	61.0	133-3.8	26	54	2	59	192-5.5
02-03	33-26	160-335	47.8	0-5	00.0	57-98	58.2	184-5.6	59	88	6	84	377-11.4
03-04	31-16	123-273	45.1	1-14	07.1	45-69	65.2	168-5.4	50	77	9	74	292-9.4
04-05	34-27	150-328	45.7	2-12	16.7	60-107	56.1	190-5.6	62	90	12	105	362-10.6
Career	133-77	514-1131	45.4	8-47	17.0	187-315	59.4	675-5.1	197	309	29	322	1223-9.2

Taylor Koenen– 1,214 career points

Guard • 6-2 • Savage, Minn. (Shakopee)



YR	G-GS	FG-A	PCT	3FG-A	PCT	FT-A	PCT	REB-AV	A	TO	BLK	STL	PTS-AV
16-17	31-12	74-243	30.5	16-89	18.0	41-68	60.3	158-5.1	51	62	20	21	205-6.6
17-18	31-31	104-280	37.1	16-92	17.4	26-43	60.5	211-6.8	110	88	24	35	250-8.1
18-19	33-33	116-299	38.8	25-88	28.4	61-79	77.2	227-6.9	92	71	22	49	318-9.6
19-20	30-30	165-396	41.7	50-150	33.3	61-89	68.5	204-6.8	94	66	24	47	441-14.7
Career	125-106	459-1218	37.7	107-419	25.5	189-279	67.7	800-6.4	347	287	90	152	1214-9.7

LaToya Pringle– 1,208 career points

Forward/Center • 6-3 • Fayetteville, N.C. (Seventy-First High School)



YR	G-GS	FG-A	PCT	3FG-A	PCT	FT-A	PCT	REB-AV	A	TO	BLK	STL	PTS-AV
04-05	30-0	47-72	65.3	0-1	0.0	44-66	66.7	89-3.0	1	20	45	13	138-4.6
05-06	35-1	60-103	58.3	0-0	0.0	70-94	74.5	155-4.4	20	56	75	39	190-5.4
06-07	38-38	137-249	55.0	0-1	0.0	96-131	73.3	286-7.5	22	69	121	45	370-9.7
07-08	35-35	174-298	58.4	1-1	100.0	161-215	74.9	252-7.2	29	60	95	50	510-14.6
Career	138-74	418-722	57.9	1-3	33.3	371-506	73.3	782-5.7	72	205	336	147	1208-8.8

Sylvia Crawley– 1,158 career points

Center • 6-5 • Wintersville, Ohio (Steubenville High School)



YR	G-GS	FG-A	PCT	3FG-A	PCT	FT-A	PCT	REB-AV	A	TO	BLK	STL	PTS-AV
90-91	28-13	48-104	46.2	0-1	0.0	15-46	32.6	100-3.6	8	40	30	9	111-4.0
91-92	31-26	110-240	45.8	0-0	0.0	34-63	54.0	137-4.4	7	40	30	18	254-8.2
92-93	30-29	137-255	53.7	0-0	0.0	42-63	66.7	163-5.4	15	49	23	25	316-10.5
93-94	35-33	195-354	55.1	0-0	0.0	87-139	62.6	182-5.2	32	71	40	38	477-13.6
Career	124-101	490-953	51.4	0-1	0.0	178-311	57.2	582-4.7	62	200	123	90	1158-9.3

Tia Poindexter– 1,117 career points

Forward • 6-0 • Lexington, Va. (Lexington High School)



YR	G-GS	FG-A	PCT	3FG-A	PCT	FT-A	PCT	REB-AV	A	TO	BLK	STL	PTS-AV
84-85	32-29	97-230	42.2	-----	-----	56-90	62.2	238-7.4	32	87	19	47	250-7.8
85-86	29-20	87-194	44.8	-----	-----	62-96	64.6	199-6.9	30	67	20	40	236-8.1
86-87	29-26	95-198	48.0	-----	-----	92-125	73.6	169-5.8	49	70	16	35	282-9.7
87-88	27-23	132-273	48.4	0-0	0.0	85-127	66.9	246-9.1	33	75	22	26	349-12.9
Career	117-98	411-895	45.9	0-0	0.0	295-438	67.4	852-7.3	144	299	77	148	1117-9.5

Tierra Ruffin-Pratt– 1,107 career points

Guard • 5-10 • Alexandria, Va. (T.C. Williams High School)



YR	G-GS	FG-A	PCT	3FG-A	PCT	FT-A	PCT	REB-AV	A	TO	BLK	STL	PTS-AV
09-10	30-19	72-231	31.2	6-45	13.3	39-71	54.9	166-5.5	44	54	8	38	189/6.3
10-11	36-16	88-261	33.7	5-40	12.5	43-64	67.2	238-6.6	88	63	10	41	224/6.2
11-12	18-15	61-195	31.3	2-19	10.5	29-44	65.9	92-5.1	51	62	18	37	153/8.5
12-13	35-33	179-472	37.9	15-62	24.2	168-241	69.7	129-3.7	159	153	27	93	541/15.5
Career	119-82	400-1159	34.5	28-166	16.9	279-420	66.4	625-5.3	342	332	63	209	1107/9.3

Xylina McDaniel– 1,054 career points

Forward • 6-2 • Columbia, S.C. (Spring Valley High School)



YR	G-GS	FG-A	PCT	3FG-A	PCT	FT-A	PCT	REB-AV	A	TO	BLK	STL	PTS-AV
12-13	33-33	136-316	43.0	6-33	18.2	95-165	57.6	235-7.1	41	124	32	71	373/11.3
13-14	36-35	142-301	47.2	28-68	41.2	94-153	61.4	209-5.8	37	85	23	54	406/11.3
14-15	12-12	48-120	40.0	5-27	18.5	35-53	66.0	79-6.6	12	24	9	21	136/11.3
15-16	16-12	48-116	41.4	2-12	16.7	41-60	68.3	108-6.8	17	52	10	26	139/8.7
Career	97-92	374-853	43.8	41-140	29.3	265-431	61.5	631-6.5	107	285	74	172	1054/10.9

Aprille Shaffer– 1,053 career points

Guard • 5-4 • High Point, N.C. (Andrews High School)



YR	G-GS	FG-A	PCT	3FG-A	PCT	FT-A	PCT	REB-AV	A	TO	BLK	STL	PTS-AV
77-78	29	95-224	42.4	-----	-----	23-38	60.5	60-2.1	55	n/a	n/a	n/a	213-7.3
78-79	32	123-263	46.8	-----	-----	30-39	76.9	64-2.0	108	102	n/a	54	276-8.6
79-80	36	124-289	42.9	-----	-----	43-60	71.7	55-1.5	98	n/a	4	58	291-8.1
80-81	31	120-295	40.7	-----	-----	33-51	64.7	51-1.6	134	n/a	3	37	273-8.8
Career	128	462-1071	43.1	-----	-----	129-188	68.6	230-1.8	395	n/a	n/a	n/a	1053-8.2

Allisha Gray– 1,053 career points

Guard • 6-0 • Sandersville, Ga. (Washington County)



YR	G-GS	FG-A	PCT	3FG-A	PCT	FT-A	PCT	REB-AV	A	TO	BLK	STL	PTS-AV
13-14	36-30	174-362	48.1	64-153	41.8	89-121	73.6	199-5.5	46	55	16	51	501-13.9
14-15	35-35	190-420	45.2	54-175	30.9	118-167	70.7	265-7.6	77	71	22	47	552-15.8
Career	71-65	364-782	46.5	118-328	36.0	207-288	71.9	464-6.5	123	126	38	98	1053-14.8

CAROLINA

Leah Metcalf- 1,020 career points

Guard •5-7• Charlotte, N.C. (Charlotte Christian High School)



YR	G-GS	FG-A	PCT	3FG-A	PCT	FT-A	PCT	REB-AV	A	TO	BLK	STL	PTS-AV
01-02	35-34	102-309	33.0	44-162	27.2	60-83	72.3	97-2.8	131	103	3	68	308-8.8
02-03	34-17	107-289	37.0	44-134	32.8	62-88	70.5	109-3.2	146	86	1	64	320-9.4
03-04	30-17	70-220	31.8	39-121	32.2	31-45	68.9	89-3.0	115	74	4	51	210-7.0
04-05	31-14	58-194	29.9	35-125	28.0	31-37	83.8	87-2.8	108	61	1	41	182-5.9
Career	130-82	337-1012	33.3	162-542	29.9	184-253	72.7	382-2.9	500	324	9	224	1020-7.8



CAROLINA

1994 NCAA NATIONAL CHAMPIONS



Charlotte Smith had to wait for the replay to watch the biggest shot in North Carolina women's basketball history fall through the net. She was the one who released it, just before time expired in the 1994 NCAA Championship game, but ultimately her line of vision was blocked.

"I didn't look at it," Smith said. "And the mob got me before I knew it had gone in."

That mob, made of her teammates, had good reason to be excited. Just three years earlier, when the seniors on that team were freshmen, North Carolina had finished at the bottom of the Atlantic Coast Conference. So to have hit those heights, hearing the program's and the conference's first NCAA title, was almost too much to believe.

The success had been building steadily. Since the 1991 season, when UNC finished 12-16 for its fourth consecutive losing season, the Tar Heels had to put together back-to-back 20-win campaigns. Sylvia Hatchell's team headed into the 1993-94 season with

five returning starters and an outstanding freshman point guard named Marion Jones, who would go on to gain fame on the track.



CAROLINA

First, however, Jones made an indelible mark at UNC in basketball. By the fourth game of the season, Jones was a starter, and she went on to set an ACC record for steals by a freshman. Joining her in Carolina's regular lineup were four experienced players: seniors Sylvia Crawley and Tonya Sampson, and juniors Stephanie Lawrence and Smith.

The Tar Heels opened the 1993-94 season with 11 consecutive wins and climbed to No. 4 in the country before falling at home to Virginia, 77-75 on Jan. 12. The Cavaliers would prove to be the only team to defeat UNC that season, winning again in Charlottesville on Feb. 9, 83-74.

There were a few other close calls though. At the ACC Tournament in Rock Hill, S.C., the defense stiffened to beat Clemson 65-64 and advance to the final. Having survived that scare, Carolina finally got the better of Virginia, 77-60, in the championship game to claim its first conference crown since 1984.

After advancing through first and second round NCAA Tournament games in Chapel Hill, UNC traveled to the East Regional at Rutgers. There, the Tar Heels beat Vanderbilt, 73-69, despite playing without Smith, who served a one-game suspension for fighting during the second round win against Old Dominion. Crawley picked up the slack with a season-high 22 points. An 81-69 victory against Connecticut put North Carolina in its first Final Four.

In Richmond, Va., UNC enjoyed its trip but didn't forget it was there to take care of business. The Tar Heels put on a dunking display at practice, then got serious and won easily in the national semifinal against Purdue, 89-74 to advance to the NCAA Championship game.

On April 3, Louisiana Tech led through most of the first half, but never by more than five. The Tar Heels trailed by two when they got the ball out of bounds on a possession arrow with a mere 00:00.7 showing on the clock. After two timeouts, Lawrence inbounded the ball into Smith on the right wing. The rest, as they say, is history.

"It makes it even more special to know that we came from the bottom to the top," Crawley said after the game. "This is the way I've always dreamed about it, and my dreams have finally come true."

1994 NCAA Championship Game

NORTH CAROLINA 60, LOUISIANA TECH 59

April 3, 1994 • Richmond, Va. (11,966)

La. Tech	FG	3FG	FT	REB	PF	A	BS	ST	TP	M
A. Brown	2-6	0-1	0-0	2	3	0	0	0	4	13
Johnson	6-15	0-2	0-0	10	2	1	0	1	12	40
Spurlock	1-4	0-0	0-0	6	4	0	1	2	2	29
Thomas	6-14	1-1	2-2	4	3	1	0	2	15	24
Williams	4-19	0-4	0-1	6	0	1	0	1	8	27
Neal	0-3	0-0	6-8	2	2	2	1	4	6	26
Brown	1-2	0-0	0-0	2	5	0	0	2	2	18
Riser	0-0	0-0	0-0	1	0	0	1	0	0	3
Walker	5-7	0-0	0-0	5	0	0	0	0	10	20
Team				6						
Totals	25-70	1-8	8-11	44	19	5	3	12	59	
	.357	.125	.727							

UNC	FG	3FG	FT	REB	PF	A	BS	ST	TP	M
Smith	7-19	1-3	5-7	23	2	2	2	0	20	40
Sampson	9-25	3-7	0-0	8	4	1	0	2	21	38
Crawley	4-7	0-0	6-8	4	2	1	3	1	14	39
Jones	0-5	0-1	2-3	2	3	3	1	0	2	22
Lawrence	1-2	1-1	0-0	4	1	5	0	1	3	40
Cooper	0-2	0-1	0-1	0	0	0	0	1	0	12
McKee	0-0	0-0	0-0	0	0	0	0	0	0	1
Suddreth	0-0	0-0	0-0	0	1	0	0	0	0	2
Gear	0-1	0-0	0-0	1	1	1	0	0	0	6
Team				6						
Totals	21-61	5-13	13-19	48	14	13	6	5	60	
	.344	.385	.684							

La. Tech 32 27 - 59
 North Carolina 32 28 - 60
 Turnovers: La. Tech 15 (Neal 4); UNC 21 (Smith, Crawley 6)

Officials: June Courteau, John Morningstar



Sylvia Crawley, head coach Sylvia Hatchell and Tonya Sampson celebrate after the final buzzer in Richmond.



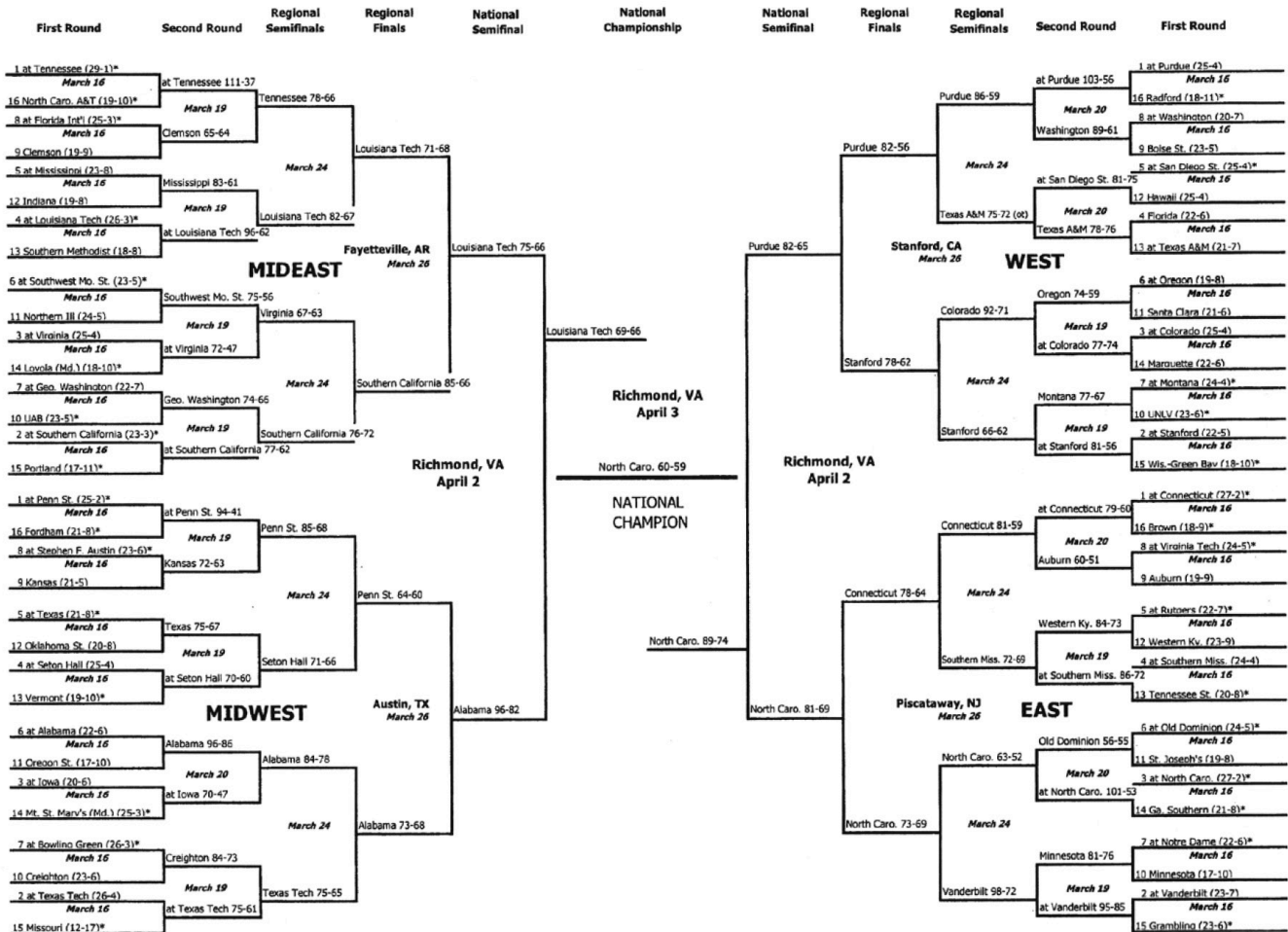
CAROLINA



1993-1994 North Carolina Tar Heels

Front (left to right): Manager Carla Chapman, assistant coach Emily Johnson, Tonya Sampson, Sylvia Crawley, undergraduate assistant coach Toni Montgomery, manager Lynn Glover.
Back (left to right): Academic advisor Jan Boxill, assistant coach Ann Hancock, assistant coach Andrew Calder, Kim Rouse, Marion Jones, Stephanie Lawrence, Charlotte Smith, Maja Vukojicic, Gwendolyn Gillingham, Carrie McKee, Tonya Jackson, Tonya Cooper, Lori Gear, Jill Suddreth, video technician Edgar Farmer, head coach Sylvia Hatchell.

1994 CHAMPIONSHIP




CAROLINA

TAR HEELS IN THE WNBA

Carolina boasts 19 former players who have appeared in WNBA games in the history of the league with nine first round draft picks. A total of 21 players from UNC have heard their names called in the history of the draft.

DRAFT PICKS

- **Tracy Reid** - 1999 - Round 1 - Pick No. 7
- **Charlotte Smith** - 1999 - Round 3 - Pick No. 33
- **Juana Brown** - 2001 - Round 4 - Pick No. 49
- **LaQuanda Barksdale** - 2001 - Round 1 - Pick No. 12
- **Nikki Teasley** - 2002 - Round 1 - Pick No. 5
- **Jackie Higgins** - 2002 - Round 2 - Pick No. 32
- **Marion Jones** - 2003 - Round 3 - Pick No. 33
- **Coretta Brown** - 2003 - Round 1 - Pick No. 11
- **Nikita Bell** - 2005 - Round 2 - Pick No. 20
- **La'Tangela Atkinson** - 2006 - Round 1 - Pick No. 9
- **Camille Little** - 2007 - Round 2 - Pick No. 17
- **Ivory Latta** - 2007 - Round 1 - Pick No. 11
- **LaToya Sanders** - 2008 - Round 1 - Pick No. 13
- **Erlana Larkins** - 2008 - Round 1 - Pick No. 14
- **Rashanda McCants** - 2009 - Round 2 - Pick No. 15



CAROLINA

DRAFT PICKS

- **Italee Lucas** - 2011 - Round 2 - Pick No. 21
- **Jessica Breland** - 2001 - Round 2 - Pick No. 13
- **Chay Shegog** - 2012 - Round 2 - Pick No. 21
- **Waltiea Rolle** - 2013 - Round 3 - Pick No. 36
- **Paris Kea** - 2019 - Round 3 - Pick No. 25
- **Stephanie Watts** - 2021 - Round 1 - Pick No. 10

PLAYER HISTORY

- **Tracy Reid** - 1998-2003 - Charlotte Sting, Miami Sol, Phoenix Mercury - 1998 Rookie of the Year.
- **Charlotte Smith** - 1999-2006 - Charlotte Sting, Washington Mystics, Indiana Fever.
- **Sylvia Crawley** - 2000-2003 - Portland Fire, San Antonio Silver Stars.
- **LaQuanda Barksdale** - 2001-2003 - Portland Fire, San Antonio Silver Stars.
- **Nikki Teasley** - 2002-2009 - Los Angeles Sparks, Washington Mystics, Atlanta Dream, Detroit Shock - 2002 WNBA Champion - 2003 All-Star MVP - Two-Time All-WNBA.
- **Coretta Brown** - 2003-2006 - Indiana Fever, Chicago Sky.
- **La'Tangela Atkinson** - 2006-2009 - Indiana Fever, Sacramento Monarchs, Seattle Storm.
- **Camille Little** - 2007-2019 - San Antonio Silver Stars, Atlanta Dream, Seattle Storm, Connecticut Sun, Phoenix Mercury - 2007 All-Rookie - 2010 WNBA Champion.
- **Ivory Latta** - 2007-2017 - Detroit Shock, Atlanta Dream, Tulsa Shock, Washington Mystics - Two-Time WNBA All-Star - 2017 Dawn Staley Community Leadership Award.
- **LaToya Pringle** - 2008-2019 - Phoenix Mercury, Minnesota Lynx, Los Angeles Sparks, Washington Mystics - 2019 WNBA Champion.
- **Erlana Larkins** - 2008-2018 - New York Liberty, Indiana Fever, Minnesota Lynx - 2012 WNBA Champion.
- **Rashanda McCants** - 2009-2010 - Minnesota Lynx, Tulsa Shock.
- **Marion Jones** - 2010-2011 - Tulsa Shock.
- **Jessica Breland** - 2011-2021 - Connecticut Sun, New York Liberty, Indiana Fever, Chicago Sky, Atlanta Dream, Phoenix Mercury - One-time WNBA All-Star - 2018 All-Defensive.
- **Chay Shegog** - 2012 - Connecticut Sun
- **Tierra Ruffin-Pratt** - 2013-2020 - Washington Mystics, Los Angeles Sparks.
- **Waltiea Rolle** - 2014 - Seattle Storm.
- **Paris Kea** - 2019-2020 - Indiana Fever, New York Liberty.
- **Stephanie Watts** - 2021 - Chicago Sky



LATOYA PRINGLE
2008-2019



ERLANA LARKINS
2008-2018



IVORY LATTA
2007-2017

LETTERWINNERS - BY NAME

Current players in bold.

AAAA

Destiny Adams 2022-23
Whitney Adams 2012-13
Alicia Alford 1997
LaShonda Allen 1999-2000-01
Rita Allen 1977-78
Jackie Allison 1975-78
Cathy Allred 1979
Dawn Allred 1975
Sheri Anderson 1989-90
La'Tangela Atkinson 2003-04-05-06
Meghan Austin 2006-07-08

BBBB

Janelle Bailey 2018-19-20-21
Chrystal Baptist 2001-02-03
Sydney Barker 2024-25
LaQuanda Barksdale 1998-99-00-01
Laura Barry 2008-09
Nikita Bell 2002-03-04-05
Shayla Bennett 2019-20
Joni Berry 1980-81
Kennedy Boyd 2019
Charlene Boykin 1978-79-80-81
Dawn Bradley 1989-91-92
Jessica Breland 2007-08-09-11
Laura Broomfield 2009-10-11-12
Coretta Brown 2000-01-02-03
Juana Brown 1998-99-2000-01
Tresa Brown 1981-82-83-84
N'Dea Bryant 2013-14-15-16
Megan Buckland 2013-14-15
Yvonne Burch 1979-80
Trinity Burse 2007-08-09-10
Danielle Butts 2012-13-14-15

CCCC

Darlene Cannon 1984-85-86-87
Kathy Cermola 1980
Courtney Chambers 2001-02-03
Kelley Chastain 1989-90-91
Jamie Cherry 2015-16-17-18
Leah Church 2018-19-20
Yanick Clay 1996-97-98-99
Heather Claytor 2006-07-08-09
Latifah Coleman 2011-13-14-15
Terrie Condery 1989
Robyn Cooper 1975
Tonya Cooper 1993-94-95-96
Anne Corrigan 2016
Maury Cosgrove 1979
Elizabeth Coughran 2002-03

Kathy Crawford 1980-81-82-83
Sylvia Crawley 1991-92-93-94
Trayanna Crisp 2025
Ali Cyr-Scully 2017

DDDD

Nia Daniel 2020
Cathey Daniels 1976-77
Carrie Davis 2001-02-03-04
Natasha Davis 1996-97-98-99
Laquanda Dawkins 1996-97-98-99
Cetera DeGraffenreid 2008-09-10-11
Diamond DeShields 2014
Christina Dewitt 2006-07-09
Claudia Dickey 2019
Jeanette Dingle 1984
Lisa Dodson 1976
Lexi Donarski 2024-25
Liza Donnell 1986-87-89
Meagan Dougherty 1991
Lexi Duckett 2019

EEEE

Linda Edwards 1975

FFFF

Hillary Fuller 2014-15-17

GGGG

Maria Gakdeng 2024
Jessica Gaspar 1996-97-98-99
Wendy Gatlin 1987-88-89
Lori Gear 1994-95-96-97
Gwendolyn Gillingham 1992-93-94-95
Maggie Goloboy 1999-2000

Lanie Grant 2025

Allisha Gray 2014-15
Rebecca Gray 2008
RyLee Grays 2024
Krista Gross 2010-11-12-13

HHHH

Robyn Hadley 1982-83-85
Joy Hairston 2001
Pam Hammond 1982-83-84-85
Fran Hardison 1976-77-78-79
Jackie Higgins 1999-2000
Eva Hodgson 2022-23
Petra Holešínková 2021
Hannah Holt 1985
Jamee Houk 1979
Laila Hull 2024-25
Jasmyn Huntington 2000

IIII

Stephanie Israel 1984

JJJJ

Tonya Jackson 1993-94-95
Emily Johnson 1989-90-91-92
Erika Johnson 2013-14-15-16
Melissa Johnson 1997-98
Pat Johnston 1977
Anita Jones 1980
Jocelyn Jones 2018-19
Marion Jones 1994-95-97
Sheila Judge 1977

KKKK

LeAnn Kennedy 1989-90-91-92
Paris Kea 2017-18-19
Deja Kelly 2021-22-23-24
Reniya Kelly 2024-25
Kellie Kennedy 1987-88-89-90
Teonni Key 2022-23-24
Ranti Killian 1982-83-84
Cindy Kline 1976
Taylor Koenen 2017-18-19-20
Stephanie Kornegay 1977

LLLL

Jenni Laaksonen 2002-03
Tanya Lamb 1988-89-90-92
Erlana Larkins 2005-06-07-08
Ivory Latta 2004-05-06-07
Anne Lawrence 1980
Stephanie Lawrence 1992-93-94-95
Cherie Lea 2000-01
Pam Leake 1983-84-85-86
Joan Leggett 1975-76-77-78
JoAnna Lilley 1981-82-83
Camille Little 2004-05-06-07
Carlie Littlefield 2022
Marlene List 1984-85-86-87
Mika Long 1976-77
Italee Lucas 2008-09-10-11

MMMM

Marsha Mann 1975
Charisse Mapp 1984
Linda Matthews 1975-76-78-79
Marsha Matthews 1986-87-88
Mandy Mauney 1975
Stephanie Mavunga 2014-15
Kenya McBee 2002-03-04-05
Eileen McCann 1981-82-83-84
Rashanda McCants 2006-07-08-09
Xylina McDaniel 2013-14-15-16
Iman McFarland 2006-07-08-09

CAROLINA

Rachel McGirt 2016
Agnus McGlade 1977
Bernadette McGlade 1977-78-79-80
Mickey McGlade 1977-78
Carrie McKee 1992-93-94-95
Kayla McPherson 2022-23-24-25
Leah Metcalf 2002-03-04-05
Alex Miller 2005-06-07-09
Cindy Miller 1981-82-83
Robin Miller 1975-76-77
Beth Montague 1975
Toni Montgomery 1990-91-92-93
Karen Moose 1988
Madinah Muhammad 2019-20
Jaelynn Murray 2018-19-20-21-22
Jackie Myers 2000-01

NNNN

Jennifer Nelms 2004-05-06
Indya Nivar 2024-25

OOOO

Kim Oden 1988-89-90-91
Merlaine Oden 1986-87-88-89
Alyssa Okoene 2017

PPPP

Paulina Paris 2023-24
Joyce Patterson 1975-76-77-78
Lynda Payne 1982-83
Courtney Peck 1975-76
Jennifer Phillips 1982
Tia Poindexter 1985-86-87-88
Anya Poole 2021-22-23-24
Nicole Powell 2009-10-11
LaToya Pringle 2005-06-07-08

RRRR

Jo Ralston 1975
Tracy Reid 1995-96-97-98
Debbie Richardson 1978-79
Liz Roberts 2017-18-19-20
Cierra Robertson-Warren 2010
Kelly Roche 1978-79
Waltiea Rolle 2010-11-12-13
Brittany Rountree 2012-13-14-15
Kim Rouse 1993-94
Dawn Royster 1984-85-86-87
Tierra Ruffin-Pratt 2010-11-12-13

SSSS

Tracy Sadler 1996
Tonya Sampson 1991-92-93-94
Tammy Sankey 1986
Kathy Sapp 1978

Gay Scott 1975-76
Jessica Sell 2003-04-05-06
Aprille Shaffer 1978-79-80-81
Leah Sharp 1998-99-00-01
Jackie Shaw 1981
Chay Shegog 2009-10-11-12
Cathy Shoemaker 1976-77-78-79
Rochelle Small 1978
Charlotte Smith 1992-93-94-95
Olivia Smith 2017-18-19-20
Shannon Smith 2012
Jill Suddreth 1992-93-94-95
Hillary Summers 2014-15-16
Emily Sullivan 2017-18-19-20
Candace Sutton 2001-02-03-04

TTTT

Nikki Teasley 1998-99-2000-02
Blanca Thomas 2025
Deanna Thomas 1980
Jennifer Thomas 2000-01-02-03
Heather Thompson 1990-91
Kennedy Todd-Williams 2021-22-23
Ciera Toomey 2024-25
Grace Townsend 2025
Malu Tshitenge 2020-21-22-23
Kennady Tucker 2020
Tiffany Tucker 2002-04-05
Erica Turner 1991-92
Frances Turner 1985

UUUU

Alyssa Ustby 2021-22-23-24-25

VVVV

Maja Vukojicic 1993-95-96
Naomi Van Nes 2017-18-19-20

WWWW

Leigh Waddell 1990-91
Destinee Walker 2016-17-19
Nicole Walker 1995-96-97-98
Sheneika Walker 1995-96-97-98
Henrietta Walls 1980-81-82-83
Jessica Washington 2014-15
Chryss Watts 1986-87-88
Stephanie Watts 2016-17-19-21
Stephanie Wells 1982
Hunter West 2019
Meredith White 1979-80-81-82
She'la White 2009-10-11-12
Vangie Whitley 1979
Celeste Whittaker 1986
Morasha Wiggins 2022
Julie Wight 1993

Kareema Williams 1989-90
Nyree Williams 2010
Kathy Wilson 1985-86-87-88
Judy Wolf 1979
Candace Wood 2011-12
Martina Wood 2006-08-09-10
B.J. Woodard 1975
Chanel Wright 1996-97-98-99

YYYY

Ariel Young 2020-21-22-23
Jenny Yopp 1986-87-88-89

ZZZZ

Alexandra Zelaya 2021-22-23-24
Jordan Zubich 2025

CAROLINA

ALL-TIME UNIFORM NUMBERS

Current players in bold

#00

Sylvia Crawley
Tracy Reid
Nyree Williams

#0

Shayla Bennett
Jamie Cherry
Lanie Grant
Alexandra Zelaya

#1

Taylor Koenen
Stephanie Mavunga
Rachel McGirt
Jennifer Nelms
She'la White
Alyssa Ustby
Jordan Zubich

#2

Kennedy Boyd
Latifah Coleman
Nyla Harris
Petra Holešínská
Carlie Littlefield
Erlana Larkins
Paulina Paris
Ali Cyr-Scully
Grace Townsend

#3

Megan Buckland
Trinity Burse
Taliyah Henderson
Madinah Muhammad
Tia Poindexter
Kennedy Todd-Williams
Nicole Walker
Jordan Zubich

#4

Laura Barry
Laila Hull
Jasmyn Huntington
Emily Johnson
Jocelyn Jones
Kim Rouse
Kennady Tucker
Candace Wood

#5

Liza Astakhova
Darlene Cannon
Kelly Chastain
Maria Gakdeng
Rebecca Gray
Nicole Powell
Tracy Sadler
Shannon Smith
Stephanie Watts
Chanel Wright
Ariel Young

#7

Nyla Brooks

#10

Laura Barry
Danielle Butts
Jamie Cherry
Claudia Dickey
Eva Hodgson
Kelly Chastain
Reniya Kelly
Mandy Mauney
Jill Suddreth
Jennifer Thomas

#11

Dawn Bradley
Mika Long
Alex Miller
Brittany Rountree
Aprille Shaffer
Emily Sullivan
Stephanie Wells
Julie Wight
B.J. Woodard
Ariel Young

#12-Retired

Ivory Latta
Dawn Allred
Sylvia Crawley
Wendy Gatlin
Joy Hairston
Jackie Higgins
Tonya Jackson
Toni Montgomery
Cathy Shoemaker

#13

Jeanette Dingle
Hillary Fuller

Maggie Goloboy
Robyn Hadley
Teonni Key
Jenni Laaksonen
Carrie McKee
Dazia Powell
Gay Scott
Hunter West

#14

Alicia Alford
Coretta Brown
Heather Claytor
Trayanna Crisp
Liza Donnell
Gwendolyn Gillingham
Hannah Holt
Emily Johnson
Bernadette McGlade
Kayla McPherson
Lynda Payne
Liz Roberts
Leigh Waddell

#15

Antoinette Bannister
Sydney Barker
Christina Dewitt
Allisha Gray
Jo Ralston
Marissa Riley
Olivia Smith
Shannon Smith
Candace Sutton

#17

Elina Aarnisalo

#20

Destiny Adams
Charlene Boykin
Courtney Chambers
Leah Church
Robyn Cooper
Anne Corrigan
Lisa Dodson
Lexi Donarski
Pam Hammond
Marion Jones
Kellie Kennedy
Pam Leake
Camille Little
Toni Montgomery
Chay Shegog

CAROLINA

#21

LaShonda Allen
Sheri Anderson
Tonya Cooper
Krista Gross
Iman McFarland
Jennifer Nelms
Alyssa Okoene
Dawn Royster
Ciera Toomey
Malu Tshitenge
Erica Turner
B.J. Woodard

#22

La'Tangela Atkinson
N'Dea Bryant
Shayla Bennett
Cetera DeGraffenreid
RyLee Grays
Paris Kea
Joyce Patterson
Jennifer Phillips
Debbie Richardson
Leah Sharp
Jackie Shaw
Kathy Wilson

#23-Retired

Charlotte Smith
Diamond DeShields
Robyn Hadley
LeAnn Kennedy
Tanya Lamb
Marlene List
Robin Miller
Heather Thompson

#24

Whitney Adams
Cathy Allred
Meghan Austin
Joni Berry
Tresa Brown
Jessica Gaspar
LeAnn Kennedy
Indya Nivar
Kathy Sapp
Destinee Walker
Jessica Washington
Morasha Wiggins

#25

Juana Brown

Terrie Condery
Kathy Crawford
Deja Kelly
Stephanie Lawrence
Leah Metcalf
Courtney Peck
Kelly Roche
Tammy Sankey
Aprille Shaffer

#26

Taissa Queiroz

#30

Janelle Bailey
Nikita Bell
Kathy Cermola
Jamee Houk
Melissa Johnson
Eileen McCann
Mickey McGlade
Jaelynn Murray
LaToya Pringle
Hillary Summers
Martina Wood

#31

Darlene Cannon
Erika Johnson
Sheila Judge
Anya Poole
Kelly Roche
Meredith White
Chanel Wright

#32

Nia Daniel
Laquanda Dawkins
Lori Gear
Anita Jones
Ranti Killian
Tanya Lamb
Rashanda McCants
Joyce Patterson
LaToya Pringle
Waltiea Rolle
Chrissy Watts
Judy Wolf

#33

Jackie Allison
LaQuanda Barksdale
Joni Berry
Laura Broomfield
Lexi Duckett

Lori Gear
Anne Lawrence
Marsha Matthews
Kenya McBee
Robin Miller
Vangie Whitley

#34

Charisse Mapp
Linda Matthews
Xylina McDaniel
Tonya Sampson
Sabine van der Meulen
Blanca Thomas
Henrietta Walls
Kareema Williams
Naomi Van Nes
Martina Wood

#35

Yanick Clay
Pam Hammond
Tiffany Tucker
Jenny Yopp

#40

Chrystal Baptist
Yvonne Burch
Joan Leggett
Henrietta Walls

#41

Jackie Allison
Fran Hardison
Stephanie Israel
Charisse Mapp
Deanna Thomas

#42

Linda Edwards
JoAnna Lilley
Kim Oden
Cierra Robertson-Warren
Cathy Shoemaker
Nikki Teasley

#43

Cindy Kline
Mika Long
Bernadette McGlade
Beth Montague



CAROLINA



#44

Rita Allen
Janelle Bailey
Maury Cosgrove
Cherie Lea
Marsha Mann
Linda Matthews
Cindy Miller
Jaelynn Murray
Tierra Ruffin-Pratt
Jessica Sell
Frances Turner

#45

Cathey Daniels
Linda Matthews

#50

Italee Lucas
Bernadette McGlade
Sheneika Walker

#51

Jessica Breland
Agnus McGlade
Rochelle Small

#52

Carrie Davis
Natasha Davis
Pat Johnston
Celeste Whittaker

#53

Stephanie Kornegay
Jackie Myers

#55

Elizabeth Coughran
Cathey Daniels
Merlaine Oden
Maja Vukojicic

CAROLINA

NORTH CAROLINA IN THE ACC TOURNAMENT - 66-39 ALL-TIME

1978 (Charlottesville, Va.) - 1-1 Quarterfinal UNC 79, Wake Forest 52 Semifinals NC State 89, UNC 58	1995 (Rock Hill, S.C.) - 3-0 Quarterfinal UNC 71, Wake Forest 51 Semifinal UNC 90, NC State 71 Final UNC 95, Duke 70	2009 (Greensboro, N.C.) - 1-1 Quarterfinal UNC 74, Clemson 55 Semifinal Maryland 95, UNC 84
1979 (Raleigh, N.C.) - 1-1 Quarterfinal UNC 86, Virginia 51 Semifinal Maryland 89, UNC 82	1996 (Rock Hill, S.C.) - 0-1 Quarterfinal Clemson 67, UNC 49	2010 (Greensboro, N.C.) - 0-1 First Round Maryland 83, UNC 77
1980 (College Park, Md.) - 1-1 Quarterfinal UNC 85, Duke 63 Semifinal NC State 90, UNC 63	1997 (Charlotte, N.C.) - 3-0 Quarterfinal UNC 86, Wake Forest 60 Semifinal UNC 66, Duke 55 Final UNC 62, Clemson 58	2011 (Greensboro, N.C.) - 3-1 First Round UNC 78, Clemson 64 Quarterfinal UNC 78, Florida State 65 Semifinal UNC 83, Miami 57 Final Duke 81, UNC 66
1981 (Clemson, S.C.) - 0-1 Quarterfinal NC State 77, UNC 64	1998 (Charlotte, N.C.) - 3-0 Quarterfinal UNC 76, Virginia 56 Semifinal UNC 56, Duke 52 Final UNC 81, Clemson 50	2012 (Greensboro, N.C.) - 1-1 First Round UNC 90, Clemson 51 Quarterfinal Georgia Tech 54, UNC 53
1982 (Raleigh, N.C.) - 1-1 Quarterfinal UNC 90, Wake Forest 65 Semifinal Clemson 84, UNC 76	1999 (Charlotte, N.C.) - 2-1 Quarterfinal UNC 87, Georgia Tech 71 Semifinal UNC 83, Virginia 70 Final Clemson 87, UNC 72	2013 (Greensboro, N.C.) - 2-1 Quarterfinal UNC 62, Boston College 57 Semifinal UNC 72, Maryland 65 Final Duke 92, UNC 73
1983 (Fayetteville, N.C.) - 2-1 Quarterfinal UNC 85, Georgia Tech 80 Semifinal Maryland 84, UNC 81	2000 (Greensboro, N.C.) - 2-1 Quarterfinal UNC 56, Clemson 54 Semifinal UNC 67, Virginia 63 Final Duke 79, UNC 76	2014 (Greensboro, N.C.) - 2-1 Second Round UNC 69, Wake Forest 65 Quarterfinal UNC 73, Maryland 70 Semifinal Duke 66, UNC 61
1984 (Fayetteville, N.C.) - 3-0 Quarterfinal UNC 74, Clemson 73 Semifinal UNC 96, Virginia 68 Final UNC 99, NC State 76	2001 (Greensboro, N.C.) - 1-1 First Round UNC 79, Georgia Tech 64 Quarterfinal Clemson 75, UNC 57	2015 (Greensboro, N.C.) - 1-1 Second Round UNC 84, Georgia Tech 64 Quarterfinal Louisville 77, UNC 75 (OT)
1985 (Fayetteville, N.C.) - 2-1 Quarterfinal UNC 76, Wake Forest 64 Semifinal UNC 76, Virginia 55 Final NC State 81, UNC 80	2002 (Greensboro, N.C.) - 2-1 Quarterfinal UNC 78, Maryland 53 Semifinal UNC 58, NC State 52 Final Duke 87, UNC 80	2016 (Greensboro, N.C.) - 0-1 First Round Pitt 82, UNC 72 (OT)
1986 (Fayetteville, N.C.) - 2-1 Quarterfinal UNC 88, Clemson 63 Semifinal UNC 67, Wake Forest 65 Final Maryland 90, UNC 74	2003 (Greensboro, N.C.) - 2-1 Quarterfinal UNC 80, Clemson 71 Semifinal UNC 78, Virginia 78 Final Duke 77, UNC 59	2017 (Greensboro, N.C.) - 1-1 First Round UNC 72, Pitt 60 Second Round Syracuse 84, UNC 64
1987 (Fayetteville, N.C.) - 1-1 Quarterfinal UNC 64, Georgia Tech 54 Semifinal NC State 70, UNC 63	2004 (Greensboro, N.C.) - 2-1 Quarterfinal UNC 64, Virginia 45 Semifinals UNC 75, NC State 64 Final Duke 63, UNC 47	2018 (Greensboro, N.C.) - 1-1 First Round UNC 69, Boston College 64 Second Round NC State 77, UNC 64
1988 (Fayetteville, N.C.) - 0-1 Quarterfinal Wake Forest 61, UNC 53	2005 (Greensboro, N.C.) - 3-0 Quarterfinal UNC 64, Miami 57 Semifinal UNC 78, Virginia 72 Final UNC 88, Duke 67	2019 (Greensboro, N.C.) - 1-1 Second Round UNC 80, Georgia Tech 73 Quarterfinal Notre Dame 95, UNC 77
1989 (Fayetteville, N.C.) - 0-1 Quarterfinal Maryland 93, UNC 68	2006 (Greensboro, N.C.) - 3-0 Quarterfinal UNC 82, Virginia 56 Semifinal UNC 90, NC State 69 Final UNC 91, Maryland 80	2020 (Greensboro, N.C.) - 0-1 First Round Wake Forest 83, UNC 73
1990 (Fayetteville, N.C.) - 0-1 Quarterfinal NC State 80, UNC 61	2007 (Greensboro, N.C.) - 3-0 Quarterfinal UNC 90, Virginia Tech 60 Semifinal UNC 78, Maryland 72 Final UNC 60, NC State 54	2021 (Greensboro, N.C.) - 0-1 Second Round Wake Forest 82, UNC 71
1991 (Fayetteville, N.C.) - 0-1 Quarterfinal Virginia 90, UNC 69	2008 (Greensboro, N.C.) - 3-0 Quarterfinal UNC 97, Clemson 77 Semifinal UNC 80, Virginia 65 Final UNC 86, Duke 73	2022 (Greensboro, N.C.) - 0-1 Quarterfinal Virginia Tech 87, UNC 80 (OT)
1992 (Rock Hill, S.C.) - 1-1 Quarterfinal UNC 81, Florida State 69 Semifinal Virginia 74, UNC 55		2023 (Greensboro, N.C.) - 1-1 Second Round UNC 68, Clemson 58 Quarterfinal Duke 44, UNC 40
1993 (Rock Hill, S.C.) - 1-1 Quarterfinal UNC 89, NC State 71 Semifinal Maryland 75, UNC 61		2024 (Greensboro, N.C.) - 0-1 Second Round Miami 60, UNC 59
1994 (Rock Hill, S.C.) - 3-0 Quarterfinal UNC 78, Georgia Tech 55 Semifinal UNC 65, Clemson 64 Final UNC 77, Virginia 60		2025 (Greensboro, N.C.) - 2-1 Second Round UNC 78, Boston College 71 Quarterfinal UNC 60, Florida State 56 Semifinal NC State 66, UNC 55

NINE TIME ACC TOURNAMENT CHAMPIONS

- 2008 - ERLANA LARKINS - MVP**
- 2007 - IVORY LATTA - MVP**
- 2006 - IVORY LATTA - MVP**
- 2005 - IVORY LATTA - MVP**
- 1998 - TRACY REID - MVP**
- 1997 - MARION JONES - MVP**
- 1995 - CHARLOTTE SMITH - MVP**
- 1985 - DAWN ROYSTER - MVP**
- 1984 - TRESA BROWN - MVP**



Above: The 2005 Tar Heel team pictured after defeating Duke in Greensboro. North Carolina boasts nine Atlantic Coast Conference Tournament titles, tied for the most of any current ACC program.

ALL-TIME ACC TOURNAMENT RESULTS - BY SCHOOL

VS. BOSTON COLLEGE

North Carolina leads, 3-0

2025: UNC, 78-71.....(Second Round)
 2018: UNC, 69-64.....(First Round)
 2013: UNC, 62-57.....(Quarterfinal)

VS. CLEMSON

North Carolina leads, 12-4

2023: UNC, 68-58.....(Second Round)
 2012: UNC, 90-51.....(Second Round)
 2011: UNC, 78-64.....(First Round)
 2009: UNC, 74-55.....(Quarterfinal)
 2008: UNC, 97-77.....(Quarterfinal)
 2003: UNC, 80-71.....(Quarterfinal)
 2001: Clemson, 75-57.....(Quarterfinal)
 2000: UNC, 56-54.....(Quarterfinal)
 1999: Clemson, 87-72.....(Final)
 1998: UNC, 81-50.....(Final)
 1997: UNC, 62-58.....(Final)
 1996: Clemson, 67-49.....(Quarterfinal)
 1994: UNC, 65-64.....(Semifinal)
 1986: UNC, 88-63.....(Quarterfinal)
 1984: UNC, 74-73.....(Quarterfinal)
 1982: Clemson, 84-76.....(Quarterfinal)

VS. DUKE

North Carolina trails, 6-8

2023: Duke, 44-40.....(Quarterfinal)
 2014: Duke, 66-61.....(Semifinal)
 2013: Duke, 92-73.....(Final)
 2011: Duke, 81-66.....(Final)
 2008: UNC, 86-73.....(Final)
 2005: UNC, 88-67.....(Final)
 2004: Duke, 63-47.....(Final)
 2003: Duke, 77-59.....(Final)
 2002: Duke, 87-80.....(Final)
 2000: Duke, 79-76.....(Final)
 1998: UNC, 56-52.....(Semifinal)
 1997: UNC, 66-55.....(Semifinal)
 1995: UNC, 95-70.....(Final)
 1980: UNC, 85-63.....(Quarterfinal)

VS. FLORIDA STATE

North Carolina leads, 2-0

2025: UNC, 60-56.....(Quarterfinal)
 1992: UNC, 81-69.....(Quarterfinal)

VS. GEORGIA TECH

North Carolina leads, 7-1

2019: UNC, 80-73.....(Second Round)
 2015: UNC, 84-64.....(Second Round)
 2012: Georgia Tech, 54-53.....(Quarterfinal)
 2001: UNC, 79-64.....(First Round)
 1999: UNC, 87-71.....(Quarterfinal)
 1994: UNC, 78-55.....(Quarterfinal)
 1987: UNC, 64-54.....(Quarterfinal)
 1983: UNC, 85-80.....(Quarterfinal)

VS. LOUISVILLE

North Carolina trails, 0-1

2015: Louisville, 77-75 (OT).....(Quarterfinal)

VS. MARYLAND

North Carolina trails, 5-7

2014: UNC, 73-70.....(Quarterfinal)
 2013: UNC, 72-65.....(Semifinal)
 2010: Maryland, 83-77.....(First Round)
 2009: Maryland, 95-84.....(Semifinal)
 2007: UNC, 78-72.....(Semifinal)
 2006: UNC, 91-60.....(Final)
 2002: UNC, 78-53.....(Quarterfinal)
 1993: Maryland, 75-61.....(Semifinal)
 1989: Maryland, 93-68.....(Quarterfinal)
 1986: Maryland, 90-74.....(Final)
 1983: Maryland, 84-81.....(Semifinal)
 1979: Maryland, 89-82.....(Semifinal)

VS. MIAMI

North Carolina leads, 2-1

2024: Miami, 60-59.....(Second Round)
 2011: UNC, 83-57.....(Semifinal)
 2005: UNC, 64-45.....(Quarterfinal)

VS. NC STATE

North Carolina trails, 7-8

2025: NC State, 66-55.....(Semifinal)
 2018: NC State, 77-64.....(Second Round)
 2007: UNC, 60-54.....(Final)
 2006: UNC, 90-69.....(Semifinal)
 2004: UNC, 75-64.....(Semifinal)
 2002: UNC, 58-52.....(Semifinal)
 1995: UNC, 90-71.....(Semifinal)
 1993: UNC, 89-71.....(Quarterfinal)
 1990: NC State, 80-61.....(Quarterfinal)
 1987: NC State, 70-63.....(Semifinal)
 1985: NC State, 81-80.....(Final)
 1984: UNC, 99-76.....(Final)
 1981: NC State, 77-64.....(Quarterfinal)
 1980: NC State, 90-63.....(Semifinal)
 1978: NC State, 89-58.....(Semifinal)

VS. NOTRE DAME

North Carolina trails, 0-1

2019: Notre Dame, 95-77.....(Quarterfinal)

VS. PITT

Tied, 1-1

2017: UNC, 72-60.....(First Round)
 2016: Pitt, 82-72 (OT).....(First Round)

VS. SYRACUSE

North Carolina trails, 0-1

2017: Syracuse, 84-64.....(Second Round)

VS. VIRGINIA

North Carolina leads, 12-2

2008: UNC, 80-65.....(Semifinal)
 2006: UNC, 82-56.....(Quarterfinal)
 2005: UNC, 78-72.....(Semifinal)
 2004: UNC, 64-45.....(Quarterfinal)
 2003: UNC, 88-78.....(Semifinal)
 2000: UNC, 67-63.....(Semifinal)
 1999: UNC, 83-70.....(Semifinal)
 1998: UNC, 76-56.....(Quarterfinal)
 1994: UNC, 77-60.....(Final)
 1992: Virginia, 74-55.....(Semifinal)
 1991: Virginia, 90-69.....(Quarterfinal)
 1985: UNC, 76-55.....(Semifinal)
 1984: UNC, 96-68.....(Semifinal)
 1979: UNC, 86-51.....(Virginia)

VS. VIRGINIA TECH

Tied, 1-1

2022: Virginia Tech, 87-80 (OT).....(Quarterfinal)
 2007: UNC, 90-60.....(Quarterfinal)

VS. WAKE FOREST

North Carolina leads, 7-3

2021: Wake Forest, 82-71.....(Second Round)
 2020: Wake Forest, 83-73.....(Second Round)
 2014: UNC, 69-65.....(Second Round)
 1997: UNC, 86-60.....(Quarterfinal)
 1995: UNC, 71-51.....(Quarterfinal)
 1988: Wake Forest, 61-53.....(Quarterfinal)
 1986: UNC, 67-65.....(Semifinal)
 1985: UNC, 76-64.....(Quarterfinal)
 1982: UNC, 90-65.....(Quarterfinal)
 1978: UNC, 79-52.....(Quarterfinal)

ACC TOURNAMENT RECORDS - BANGHART ERA

SHOOTING

FG PCT	44.1%, 2x, last vs. Clemson (3/2/23)
FG Made	31 vs. Virginia Tech (3/4/22)
FG Attempted	74 vs. Florida State (3/7/25)
3PT PCT	47.1% vs. Wake Forest (3/4/20)
3PT Made	9 vs. Boston College (3/6/25)
3PT Attempted	23 vs. Clemson (3/2/23)
FT Percent	88.2% vs. Wake Forest (3/4/21)
FT Made	16 vs. NC State (3/8/25)
FT Attempted	22 vs. NC State (3/8/25)

SCORING

Points	80 vs. Virginia Tech (3/4/22)
Points in a Half	42, 2H vs. Boston College (3/6/25)
Points in a Quarter	24, 2x, last 4Q vs. Boston College (3/6/25)
Margin of Victory	10 vs. Clemson (3/2/23)
Players Scoring in Double Figures	5 vs. Virginia Tech (3/4/22)

DEFENSIVE

Fewest Points Allowed	44 vs. Duke (3/3/23)
Fewest Points in a Half Allowed	19, 1H vs. Duke (3/3/23)
Fewest in a Quarter Allowed	9, 1Q vs. Duke (3/3/23)

TEAM STATS

Assists	16, 2x, last vs. Clemson (3/2/23)
Blocks	9 vs. Duke (3/3/23)
Bench Points	15 vs. NC State (3/8/25)
Fast Break Points	19 vs. Boston College (3/6/25)
Fouls	23 vs. Miami (3/7/24)
Points in the Paint	40 vs. Wake Forest (3/4/21)
Rebounds	53 vs. Florida State (3/7/25)
Offensive Rebounds	17 vs. Florida State (3/7/25)
Defensive Rebounds	36 vs. Florida State (3/7/25)
Second Chance Points	21 vs. Florida State (3/7/25)
Steals	10 vs. Duke (3/3/23)
Turnovers Forced	23 vs. Clemson (3/2/23)
Turnovers Committed	16 vs. Clemson (3/2/23)
Points off Turnovers	25 vs. Boston College (3/6/25)

INDIVIDUAL PERFORMANCES

Individual Points	23, Alyssa Ustby vs. Wake Forest (3/4/21)
Individual FGM	11, Alyssa Ustby vs. Wake Forest (3/4/21)
Individual FG Attempted	22, Deja Kelly vs. Duke (3/3/23)
Individual 3PT Made	5, Lexi Donarski vs. Boston College (3/6/25)
Individual 3PT Attempted	11, Lexi Donarski vs. Boston College (3/6/25)
Individual FT Made	7, Deja Kelly vs. Wake Forest (3/4/21)
Individual Rebounds	18, Alyssa Ustby (3/7/25)
Individual Offensive Rebounds	6, 3x, last Alyssa Ustby (3/7/25)
Individual Defensive Rebounds	10, Alyssa Ustby vs. Florida State (3/7/25)
Individual Assists	7, Shayla Bennett vs. Wake Forest (3/4/20)
Individual Steals	5, Indya Nivar vs. NC State (3/8/25)
Individual Minutes Played	41, Carlie Littlefield vs. Virginia Tech (3/4/22)

CAROLINA

ALL-TIME NCAA TOURNAMENT RESULTS

2025 - BIRMINGHAM REGION 2

#3 UNC 70, #14 Oregon State 49First
#3 UNC 58, #6 West Virginia 47Second
(Chapel Hill, N.C. • Carmichael Arena)
#2 Duke 47, #3 UNC 38 Sweet 16
(Birmingham, Ala. • Legacy Arena)

2024 - ALBANY REGION 1

#8 UNC 59, #9 Michigan State 56First
#1 South Carolina 88, #8 UNC 41Second
(Columbia, S.C. • Colonial Life Arena)

2023 - SEATTLE REGION 3

#6 UNC 61, #11 St. John's 59First
#3 Ohio State 71, #6 UNC 69Second
(Columbus, Ohio • Value City Arena)

2022 - GREENSBORO REGION

#5 UNC 79, #12 Stephen F. Austin 66First
#5 UNC 63, #4 Arizona 45Second
(Tuscon, Ariz. • McKale Center)
#1 South Carolina 69, #5 UNC 61 Sweet 16
(Greensboro, N.C. • Greensboro Coliseum)

2021 - HEMISFAIR REGION

#7 Alabama 80, #9 UNC 71First
(San Antonio, Texas • Alamodome)

2019 - GREENSBORO REGION

#8 California 92, #9 UNC 72First
(Waco, Texas • Ferrell Center)

2015 - GREENSBORO REGION

#4 UNC 71, #13 Liberty 71-65First
#4 UNC 86, #5 Ohio State 84Second
(Chapel Hill, N.C. • Carmichael Arena)
#1 South Carolina 67, #4 UNC 65 Sweet 16
(Greensboro, N.C. • Greensboro Coliseum)

2014 - STANFORD REGION

#4 UNC 90, #13 UT Martin 58First
#4 UNC 62, #5 Michigan StateSecond
(Chapel Hill, N.C. • Carmichael Arena)
#4 UNC 65, #1 South Carolina 58 Sweet 16
#2 Stanford 74, #2 Stanford 65 Elite 8
(Stanford, Calif. • Maples Pavilion)

2013 - BRIDGEPORT REGION

#3 UNC 72, #13 Albany 52First
#6 Delaware 78, #3 UNC 69Second
(Newark, Del. • Bob Carpenter Center)

2011 - SPOKANE REGION

#5 UNC 82, #12 Fresno State 68First
#5 UNC 86, #4 Kentucky 74Second
(Alberquerque, N.M. • The Pit)
#1 Stanford 72, #5 UNC 65 Sweet 16
(Spokane, Wash. • Spokane Arena)

2010 - SACRAMENTO REGION

#7 Gonzaga 82, UNC 76First
(Seattle, Wash. • Bank of America Arena)

2009 - OKLAHOMA CITY REGION

#3 UNC 85, #14 UCF 80First
#6 Purdue 85, #3 UNC 70Second
(Chattanooga, Tenn. • McKenzie Arena)

2008 - NEW ORLEANS REGION

#1 UNC 85, #16 Bucknell 50First
#1 UNC 80, #8 Georgia 66Second
(Norfolk, Va. • Ted Constant Convocation Center)
#1 UNC 78, #4 Louisville 74 Sweet 16
#2 LSU 56, UNC 50 Elite 8
(New Orleans, La. • New Orleans Arena)

2007 - DALLAS REGION

#1 UNC 95, #16 Prairie View A&M 38First
#1 UNC 60, #9 Notre Dame 51Second
(Pittsburgh, Pa. • Petersen Events Center)
#1 UNC 70, #5 George Washington 56 Sweet 16
#1 UNC 84, #2 Purdue 72 Elite 8
(Dallas, Texas • Reunion Arena)

#1 Tennessee 56, #1 North Carolina 50 . Final Four
(Cleveland, Ohio • Quicken Loans Arena)

2006 - CLEVELAND REGION

#1 UNC 75, #16 UC Riverside 51First
#1 UNC 89, #8 VanderbiltSecond
(Nashville, Tenn. • Memorial Gymnasium)
#1 UNC 70, #4 Purdue 68 Sweet 16
#1 UNC 75, #2 Tennessee 63 Elite 8
(Cleveland, Ohio • Quicken Loans Arena)
#2 Maryland 81, #1 UNC 70 Final Four
(Boston, Mass. • TD Garden)

2005 - WEST REGION

#1 UNC 97, #16 Coppin State 62First
#1 UNC 71, #9 George Washington 47Second
(Chapel Hill, N.C. • Carmichael Auditorium)
#1 UNC 79, #5 Arizona State Sweet 16
#2 Baylor 72, #1 UNC 63 Elite 8
(Tempe, Ariz. • Wells Fargo Arena)

2004 - EAST REGION

#13 Middle Tennessee State 67, #4 UNC 62 ...First
(South Bend, Ind. • Purcell Pavilion)

2003 - MIDEAST REGION

#3 UNC 72, #14 Austin Peay 70First
#6 Colorado 86, #3 UNC 67Second
(Boulder, Colo. • Coors Events Center)

2002 - MIDWEST REGION

#4 UNC 85, #13 Harvard 58First
#4 UNC 72, #5 Minnesota 69Second
(Chapel Hill, N.C. • Carmichael Auditorium)
#1 Vanderbilt 70, #4 UNC 61 Sweet 16
(Ames, Iowa • Hilton Coliseum)

2000 - WEST REGION

#5 UNC 62, #12 Maine 57First
#5 UNC 83, #13 Rice 50Second
(Santa Barbara, Calif. • UC Santa Barbara Events Center)
#1 Georgia 83, #5 UNC 57 Sweet 16
(Portland, Ore. • Veterans Memorial Coliseum)

1999 - MIDWEST REGION

#4 UNC 64, #13 Northeastern 55First
#4 UNC 70, #5 Alabama 56First
(Chapel Hill, N.C. • Carmichael Auditorium)
#1 Purdue 82, #4 UNC 59 Sweet 16
(Normal, Ill. • Redbird Arena)

1998 - MIDEAST REGION

#2 UNC 91, #15 Howard 71First
#2 UNC 85, #7 FIU 72Second
(Chapel Hill, N.C. • Carmichael Auditorium)
#2 UNC 80, #3 Illinois 74 Sweet 16
#1 Tennessee 76, #2 UNC 70 Elite Eight
(Nashville, Tenn. • Memorial Gymnasium)

1997 - EAST REGION

#1 UNC 78, #16 Harvard 53First
#1 UNC 81, #8 Michigan State 71 (OT) .Second
(Chapel Hill, N.C. • Carmichael Auditorium)
#5 George Washington 55, #1 UNC 46Sweet 16
(Columbia, S.C. • Carolina Coliseum)

1995 - WEST REGION

#3 UNC 89, #14 Western Illinois 48First
#3 UNC 59, #6 Seton Hall 45Second
(Chapel Hill, N.C. • Carmichael Auditorium)
#2 Stanford 81, #3 UNC 71 Sweet 16
(Los Angeles, Calif. • Pauley Pavilion)

1994 - EAST REGION

#3 UNC 101, #14 Georgia Southern 53First
#3 UNC 63, #6 Old Dominion 52Second
(Chapel Hill, N.C. • Carmichael Auditorium)
#3 UNC 73, #2 Vanderbilt 69 Sweet 16
#3 North Carolina 81, #1 UConn 69 Elite 8
(Piscataway, N.J. • Louis Brown Athletic Center)
#3 UNC 89, #1 Purdue 74 Final Four
#3 UNC 69, #4 Louisiana Tech 59 ...National

Championship

(Richmond, Va. • Richmond Coliseum)

1993 - MIDEAST REGION

#4 UNC 74, #5 Alabama 73 (OT)Second
(Chapel Hill, N.C. • Carmichael Auditorium)
#1 Tennessee 74, #4 UNC 54 Sweet 16
(Iowa City, Iowa • Carver-Hawkeye Arena)

1992 - EAST REGION

#7 UNC 60, #10 Old Dominion 54First
(Chapel Hill, N.C. • Carmichael Auditorium)
#2 Miami 86, #7 UNC 72Second
(Coral Gables, Fla. • Knight Sports Complex)

1987 - MIDEAST REGION

#5 Old Dominion 76, #4 UNC 58Second
(Chapel Hill, N.C. • Carmichael Auditorium)

1986 - WEST REGION

#4 UNC 82, #5 UNLV 76Second
(Chapel Hill, N.C. • Carmichael Auditorium)
#5 USC 84, #4 UNC 70 Sweet 16
(Long Beach, Calif. • Long Beach Arena)

1985 - EAST REGION

#3 Penn State 98, #6 UNC 79First
(University Park, Pa. • Rec Hall)

1984 - EAST REGION

#2 UNC 81, St. John's 79 (OT)First
(Chapel Hill, N.C. • Carmichael Auditorium)
#3 Cheyney State 73, #2 UNC 72Second
(Norfolk, Va. • ODU Fieldhouse)

1983 - MIDEAST REGION

#2 Georgia 72, #7 UNC 70First
(Athens, Ga. • Stegeman Coliseum)



CAROLINA

NCAA TOURNAMENT RECORDS

SHOOTING

FG PCT	62.3% vs. Coppin State (3/20/07)
FG Made	38 vs. Coppin State (3/20/07)
FG Attempted.....	79 vs. Purdue (3/23/09)
3PT PCT.....	55.6% vs. Tennessee (3/25/93)
3PT Made	12 vs. Coppin State (3/20/07)
3PT Attempted.....	27 vs. Miami (3/21/92)
FT Percent	100% vs. Alabama (3/22/21)
FT Made	37 vs. Georgia Southern (3/16/94)
FT Attempted	48 vs. Georgia Southern (3/16/94)

SCORING

Points.....	101 vs. Georgia Southern (3/16/94)
Points in a Half.....	57, 1H vs. Prairie View A&M (3/18/07)
Points in a Quarter.....	30, 3Q vs. Oregon State (3/22/25)
Margin of Victory.....	57 vs. Prairie View A&M (3/18/07)
Players Scoring in Double Figures	6, Prairie View A&M (3/18/07)

DEFENSIVE

Fewest Points Allowed.....	38 vs. Prairie View A&M (3/18/07)
Fewest Points in a Half Allowed.....	17, 1H vs. Prairie View A&M (3/18/07)
Fewest in a Quarter Allowed	5, 2Q vs. St. John's (3/18/23)

TEAM STATS

Assists	23 vs. Coppin State (3/20/07)
Blocks	13 vs. Western Illinois (3/16/95)
Fouls	30 vs. Miami (3/21/92)
Rebounds.....	54 vs. Bucknell (3/23/08)
.....	54 vs. Georgia Southern (3/16/94)
Offensive Rebounds	22 vs. Miami (3/21/92)
Defensive Rebounds.....	40 vs. Kentucky (3/21/11)
Steals	20 vs. Coppin State (3/20/07)
Turnovers Forced	30 vs. UConn (3/26/94)
Turnovers Committed.....	29 vs. Tennessee (4/1/07)

INDIVIDUAL PERFORMANCES

Individual Points.....	30, Tierra Ruffin-Pratt vs. Albany (3/24/13)
	30, Tonya Sampson vs. UConn (3/26/94)
	30, Tonya Sampson vs. Alabama (3/21/93)
Individual FGM	13, Stephanie Mavunga vs. Ohio State (3/23/15)
Individual FG Attempted.....	25, Tonya Sampson vs. Louisiana Tech (4/3/94)
	25, Tonya Sampson vs. Alabama (3/21/93)
Individual 3PT Made.....	7, Stephanie Watts vs. Alabama (3/22/21)
Individual 3PT Attempted.....	13, Ivory Latta vs. Baylor (3/28/05)
Individual FT Made	11, LaToya Pringle vs. Louisville (3/29/08)
	11, Tonya Sampson vs. Old Dominion (3/20/94)
Individual Rebounds.....	23, Charlotte Smith vs. Louisiana Tech (4/3/94)
Individual Offensive Rebounds	8, Charlotte Smith vs. Georgia Southern (3/16/94)
Individual Defensive Rebounds	18, Charlotte Smith vs. Louisiana Tech (4/3/94)
Individual Assists.....	10, Marion Jones vs. Vanderbilt (3/24/94)
Individual Steals.....	9, Marion Jones vs. Western Illinois (3/16/95)
Individual Blocks	8, Waltiea Rolle vs. Albany (3/24/13)
Individual Minutes Played.....	40, 9x, last Shayla Bennett (3/23/19)

CAROLINA

NON-CONFERENCE OPPONENT SERIES HISTORY

BOSTON FIRST MEETING

CHARLESTON SOUTHERN UNC LEADS - 12-0

12/8/89	Charleston Southern.....	W.102-58
12/10/90	Charleston Southern.....	W...79-41
1/2/92	at Charleston Southern....	W.96-36
12/1/92	Charleston Southern.....	W..80-41
12/29/02	Charleston Southern.....	W.84-49
11/23/04	Charleston Southern.....	W.88-33
12/1/05	Charleston Southern.....	W.92-38
11/29/09	Charleston Southern.....	W..76-67
12/14/13	Charleston Southern.....	W.100-49
11/22/16	Charleston Southern.....	W...93-77
11/15/19	Charleston Southern.....	W...85-54
11/4/24	Charleston Southern.....	W...83-53

SERIES NOTES...

In Chapel Hill: UNC leads 11-0

In Charleston: UNC leads 1-0

At Neutral Sites: --

Longest UNC Streak: 12 straight (12/8/89-present)

Longest CSU Streak: --

Largest UNC Win: 55 (12/29/02 - in Chapel Hill)

Largest CSU Win: --

Most UNC Points: 102 (12/8/89 - in Chapel Hill)

Most CSU Points: 77 (11/22/16 - in Chapel Hill)

Last 10 Meetings: UNC leads 10-0

COLUMBIA FIRST MEETING

ELON UNC LEADS - 12-1

1/17/75	Elon.....	W.70-68
2/21/75	at Elon.....	L...71-83
1/17/76	Elon.....	W..89-72
12/28/00	Elon.....	W..77-58
12/17/02	Elon.....	W.83-50
11/19/04	Elon.....	W.84-40
11/17/06	Elon.....	W.90-36
11/13/07	Elon.....	W.98-53
12/21/14	vs. Elon.....	W..85-67
12/4/17	Elon.....	W..78-73
11/6/18	at Elon.....	W100-69
11/22/19	Elon.....	W.76-46
11/18/23	Elon.....	W.68-39

SERIES NOTES...

In Chapel Hill: UNC leads 9-0

In Elon: Series tied 1-1

At Neutral Sites: UNC leads 1-0

Longest UNC Streak: 11 straight (1/17/76 - current)

Longest ELON Streak: 1 straight (2/21/75 - in Elon)

Largest UNC Win: 54 (11/17/06 - in Chapel Hill)

Largest ELON Win: 12 (2/21/75 - in Elon)

Most UNC Points: 100 (11/6/18 - in Elon)

Most ELON Points: 83 (2/21/75 - in Elon)

Last 10 Meetings: UNC leads 10-0

FAIRFIELD FIRST MEETING

KANSAS STATE UNC TRAILS - 0-1

11/25/23	vs. Kansas State.....	L..56-63
----------	-----------------------	----------

SERIES NOTES...

In Chapel Hill: --

In Charleston: --

At Neutral Sites: KSU leads 1-0 (in Estero, Fla.)

NORTH CAROLINA A.&T. UNC LEADS - 4-0

12/4/94	N.C. A&T.....	W..113-58
11/21/00	N.C. A&T.....	W..101-33
11/9/21	N.C. A&T.....	W...92-47
11/12/24	at N.C. A&T.....	W...66-47

SERIES NOTES...

In Chapel Hill: UNC leads 3-0

In Greensboro: UNC leads 1-0

At Neutral Sites: --

Longest UNC Streak: 4 straight (12/4/94 - current)

Longest A.&T. Streak: --

Largest UNC Win: 68 (11/21/00 - in Chapel Hill)

Largest A.&T. Win: --

Most UNC Points: 113 (12/4/94 - in Chapel Hill)

Most A.&T. Points: 58 (12/4/94 - in Chapel Hill)

NORTH CAROLINA CENTRAL UNC LEADS - 8-0

11/9/07	NC Central.....	W.109-32
2/1/09	NC Central.....	W...98-45
3/14/10	NC Central.....	W...88-66
1/3/11	NC Central.....	W...97-40
12/30/11	NC Central.....	W...79-42
12/12/12	NC Central.....	W...49-21
12/8/19	NC Central.....	W...92-53
11/29/24	NC Central.....	W..119-43

SERIES NOTES...

In Chapel Hill: UNC leads 8-0

In Durham: --

At Neutral Sites: --

Longest UNC Streak: 8 straight (11/9/07-current)

Longest NCU Streak: --

Largest UNC Win: 76 (11/29/24 - in Chapel Hill)

Largest NCU Win: --

Most UNC Points: 119 (11/29/24 - in Chapel Hill)

Most NCU Points: 66 (3/14/10 - in Chapel Hill)

SOUTH DAKOTA STATE FIRST MEETING

TEXAS UNC LEADS - 1-0

1/11/81	Texas.....	W..75-73
---------	------------	----------

SERIES NOTES...

In Chapel Hill: UNC leads 1-0

In Austin: --

At Neutral Sites: --

UCLA UNC LEADS - 6-4

12/30/85	at UCLA.....	L OT..71-82
12/18/85	UCLA.....	W..82-51
12/31/87	at UCLA.....	L...71-82
12/19/88	UCLA.....	W...95-71
12/18/97	UCLA.....	W OT.82-78
11/28/98	UCLA.....	L..68-86
11/20/99	vs. UCLA.....	L..65-69
11/17/13	at UCLA.....	W.78-68
11/16/14	UCLA.....	W.84-68
11/22/18	vs. UCLA.....	W.83-49

SERIES NOTES...

In Chapel Hill: UNC leads 4-1

In Los Angeles: UCLA leads 1-2

At Neutral Sites: Series tied 1-1

Longest UNC Streak: 3 straight (11/17/13 - current)

Longest UCLA Streak: 2 straight (11/28/98-11/20/99)

Largest UNC Win: 34 (11/22/18 - in St. Thomas)

Largest UCLA Win: 18 (11/28/98 - in Chapel Hill)

Most UNC Points: 95 (12/19/88 - in Chapel Hill)

Most UCLA Points: 86 (11/28/98 - in Chapel Hill)

Last 10 Meetings: UNC leads 6-4

UNC GREENSBORO UNC LEADS - 14-0

2/11/75	at UNCG.....	W...71-57
2/17/76	UNCG.....	W.66-45
1/20/77	at UNCG.....	W..95-75
2/1/77	UNCG.....	W..74-45
2/14/78	at UNCG.....	W..76-69
2/25/78	UNCG.....	W.92-68
1/22/79	at UNCG.....	W.99-40
2/15/79	UNCG.....	W..99-57
11/30/06	UNCG.....	W103-48
11/16/11	UNCG.....	W...91-35
12/14/19	UNCG.....	W..83-62
11/28/20	UNCG.....	W.96-35
12/6/23	UNCG.....	W...81-66
12/11/24	UNCG.....	W.80-56

SERIES NOTES...

In Chapel Hill: UNC leads 10-0

In Greensboro: UNC leads 4-0

At Neutral Sites: --

Longest UNC Streak: 14 straight (2/11/75 - current)

Longest UNCG Streak: --

Largest UNC Win: 61 (11/28/20 - in Chapel Hill)

Largest UNCG Win: --

Most UNC Points: 103 (11/30/06 - in Chapel Hill)

Most UNCG Points: 75 (1/20/77 - in Greensboro)

Last 10 Meetings: UNC leads 10-0



UNC WILMINGTON UNC LEADS - 6-0

11/19/98	UNCW	W.88-43
11/22/17	UNCW	W.86-60
12/5/18	UNCW	W.82-55
12/20/19	vs. UNCW	W.84-45
12/7/22	UNCW	W.64-42
11/7/24	UNCW	W..77-50

SERIES NOTES...

In Chapel Hill: UNC leads 5-0

In Wilmington: --

At Neutral Sites: UNC leads 1-0

Longest UNC Streak: 6 straight (11/19/98 - present)

Longest UNCW Streak: --

Largest UNC Win: 45 (11/19/98 - in Chapel Hill)

Largest UNCW Win: --

Most UNC Points: 88 (11/19/98 - in Chapel Hill)

Most UNCW Points: 60 (11/22/17 - in Chapel Hill)

CAROLINA

ACC SERIES HISTORY AND RECORDS

BOSTON COLLEGE UNC LEADS - 17-5

2/20/06	Boston College	W. 69-62
2/1/07	at Boston College	W. 82-60
1/17/08	Boston College	W. 87-59
2/19/09	at Boston College	W. 92-68
2/11/10	Boston College	L...62-69
1/9/11	at Boston College	W. 84-83
1/25/12	Boston College	W..77-46
2/7/13	at Boston College	W. 80-52
3/8/13	vs. Boston College	W..62-57
1/19/14	at Boston College	W..73-56
2/1/15	Boston College	W..72-60
2/7/16	at Boston College	W..86-78
2/9/17	Boston College	L...77-88
1/5/18	at Boston College	L...64-77
2/28/18	vs. Boston College	W. 69-64
2/21/19	Boston College	W..93-78
2/16/20	at Boston College	L...75-93
12/19/21	at Boston College	W..76-63
2/12/23	Boston College	W..73-55
2/29/24	at Boston College	L...74-78
1/12/25	Boston College	W..80-67
3/6/25	vs. Boston College	W...78-71

SERIES NOTES...

In Chapel Hill: UNC leads 7-2
In Chestnut Hill: UNC leads 7-3
At Neutral Sites: UNC leads 3-0
Longest UNC Streak: 7 straight (1/9/11-2/7/16)
Longest BC Streak: 2 straight (2/9/17-1/5/18)
Largest UNC Win: 31 (1/25/12 - in Chapel Hill)
Largest BC Win: 18 (2/16/20 - in Chestnut Hill)
Most UNC Points: 93 (2/21/19 - in Chapel Hill)
Most BC Points: 93 (2/16/20 - in Chestnut Hill)
Last 10 Meetings: UNC leads 6-4

CALIFORNIA UNC LEADS - 3-2

12/18/85	California	W..77-67
12/28/87	at California	L...72-77
12/30/99	California	W. 70-65
3/23/19	vs. California	L...72-92
1/30/25	at California	W. 65-52

SERIES NOTES...

In Chapel Hill: UNC leads 2-0
In Berkeley: Series tied 1-1
At Neutral Sites: Cal leads 1-0
Longest UNC Streak: 1 straight - three times
Longest CAL Streak: 1 straight - two times
Largest UNC Win: 13 (1/30/25 - in Berkeley)
Largest CAL Win: 20 (3/23/19 - in Waco)
Most UNC Points: 77 (12/18/85 - in Chapel Hill)
Most CAL Points: 92 (3/23/19 - in Waco)

CLEMSON UNC LEADS - 63-27

2/5/76	vs. Clemson	W.. 85-71
1/15/77	at Clemson	L...59-79
12/22/77	Clemson	W..95-79
1/28/78	Clemson	L...73-76
12/22/78	Clemson	L...66-79

1/27/79	at Clemson	L...63-91	1/12/12	Clemson	L...47-52
12/22/79	Clemson	L...77-80	3/1/12	vs. Clemson	W...90-51
1/7/80	Clemson	L...76-76	12/30/12	at Clemson	W..65-58
12/3/80	at Clemson	L. 70-85	1/16/14	Clemson	W...78-55
1/27/82	Clemson	W. 82-68	1/18/15	at Clemson	W..78-56
2/20/82	at Clemson	L...78-98	1/3/16	Clemson	W...72-56
2/27/82	vs. Clemson	L...76-84	2/5/17	at Clemson	L...67-68
2/2/83	at Clemson	W. 84-80	1/11/18	Clemson	W. 59-52
2/26/83	Clemson	W..85-74	2/10/19	at Clemson	W. 70-64
1/30/84	Clemson	W..69-61	2/2/20	Clemson	W...86-72
2/26/84	at Clemson	L...76-98	2/18/21	at Clemson	W...77-64
3/2/84	vs. Clemson	W.. 74-73	1/2/22	Clemson	W...81-62
1/2/85	at Clemson	W..75-70	1/29/23	at Clemson	W..69-58
1/24/85	Clemson	W...74-71	3/2/23	vs. Clemson	W..68-58
1/22/86	Clemson	W..95-91	12/31/23	Clemson	W...82-76
2/15/86	at Clemson	L. 65-80	2/9/25	at Clemson	W...52-51
3/1/86	vs. Clemson	W.88-83			
1/17/87	at Clemson	W..98-79			
1/23/88	Clemson	L...50-73			
2/27/88	at Clemson	L. 60-66			
2/11/89	Clemson	L...66-71			
2/25/89	at Clemson	L...61-92			
1/27/90	at Clemson	L. 66-80			
2/24/90	Clemson	L. 79-80			
2/24/91	Clemson	W.58-54			
1/12/92	Clemson	W.82-56			
2/19/92	at Clemson	L. 46-49			
1/16/93	at Clemson	W.59-56			
2/27/93	Clemson	W. 70-63			
1/30/94	Clemson	W..71-68			
2/27/94	at Clemson	W..91-86			
3/6/94	vs. Clemson	W.65-64			
1/14/95	at Clemson	W...77-73			
2/15/95	Clemson	W. 82-69			
1/13/95	Clemson	W.93-68			
2/15/96	at Clemson	L.OT.78-79			
3/1/96	vs. Clemson	L...49-67			
1/20/97	at Clemson	W..75-63			
2/10/97	Clemson	W..79-72			
3/2/97	vs. Clemson	W.62-58			
1/2/98	at Clemson	L...63-77			
2/1/98	Clemson	W.80-59			
3/1/98	vs. Clemson	W..81-50			
1/4/99	Clemson	W..87-76			
2/3/99	at Clemson	W.76-72			
3/1/99	vs. Clemson	L...72-87			
1/10/00	Clemson	L. 59-60			
2/10/00	at Clemson	L. 65-69			
3/4/00	Clemson	W.56-54			
1/8/01	at Clemson	W...71-70			
2/8/01	Clemson	W2OT100-99			
3/3/01	vs. Clemson	L... 57-75			
1/13/02	at Clemson	W.89-85			
2/14/02	Clemson	W..86-76			
1/16/03	at Clemson	W.77-55			
2/16/03	Clemson	W. 70-66			
3/8/03	vs. Clemson	W.. 80-71			
1/4/04	Clemson	W..72-47			
2/5/04	at Clemson	W...72-41			
2/4/05	Clemson	W.99-55			
1/6/06	Clemson	W 102-61			
1/11/07	at Clemson	W100-65			
2/7/08	Clemson	W...79-47			
3/7/08	vs. Clemson	W...97-77			
1/8/09	at Clemson	W...83-74			
3/6/09	vs. Clemson	W...74-55			
1/22/10	Clemson	W...79-61			
2/10/11	at Clemson	W..60-47			
3/3/11	vs. Clemson	W...78-64			

SERIES NOTES...

In Chapel Hill: UNC 30-9
In Clemson: UNC leads 21-14
At Neutral Sites: UNC leads 12-4
Longest UNC Streak: 17 straight (1/13/02-3/3/11)
Longest CU Streak: 6 straight, two times
Largest UNC Win: 44 (2/9/05 - in Chapel Hill)
Largest CU Win: 28 (1/27/79 - in Clemson)
Most UNC Points: 102 (1/6/06 - in Chapel Hill)
Most CU Points: 99 (2/8/01 - in Chapel Hill)
Last 10 Meetings: UNC leads 9-1

DUKE UNC LEADS - 56-55

1/13/76	Duke	W. 85-54
1/24/78	Duke	W..87-68
2/24/78	at Duke	W..80-72
12/7/78	at Duke	W. 82-65
2/20/79	Duke	W. 69-54
12/6/79	Duke	W..91-58
2/8/80	vs. Duke	W.85-63
2/14/80	at Duke	L...61-66
2/22/80	vs. Duke	W.83-59
1/29/81	at Duke	W..77-65
2/18/81	Duke	W..77-47
12/3/81	at Duke	W.73-47
1/19/82	Duke	W.93-59
1/11/83	at Duke	W.84-68
2/17/83	Duke	W. 82-65
1/11/84	Duke	W..72-63
2/16/84	at Duke	L...67-80
1/8/85	at Duke	L...62-63
2/12/85	Duke	W.88-68
1/7/86	at Duke	L...78-79
2/12/86	Duke	L. 79-86
1/7/87	Duke	W..76-68
2/23/87	at Duke	W..83-67
1/27/88	at Duke	W.66-65
2/20/88	Duke	W.68-64
1/10/89	Duke	W.93-92
2/15/89	at Duke	L...72-74
1/20/90	at Duke	L. 88-90
2/21/90	Duke	W.58-56
1/15/91	at Duke	L...72-78
2/19/91	Duke	L. 54-59
1/15/92	Duke	W.58-54
2/12/92	at Duke	W.69-64
1/19/93	Duke	W.66-54
2/23/93	at Duke	W.84-63
1/19/94	at Duke	W.79-68



CAROLINA

2/22/94	Duke	W	70-58
1/25/95	at Duke	L	72-74
2/25/95	Duke	W	82-57
3/5/95	vs. Duke	W	95-70
1/24/96	Duke	L	86-86
2/23/96	at Duke	L	58-61
1/18/97	at Duke	W	87-73
2/21/97	Duke	W	81-61
3/1/97	vs. Duke	W	66-55
1/12/98	Duke	W	83-74
2/12/98	at Duke	L	70-83
2/28/98	vs. Duke	W	56-52
1/22/99	Duke	L	71-94
2/21/99	at Duke	L	78-88
1/27/00	at Duke	L	58-101
2/27/00	Duke	W	73-64
3/6/00	vs. Duke	L	76-79
1/25/01	Duke	L	OT 85-92
2/2/01	at Duke	L	62-67
1/24/02	at Duke	L	82-102
2/24/02	Duke	L	75-90
3/4/02	vs. Duke	L	80-87
1/20/03	Duke	L	OT 67-78
2/20/03	at Duke	L	63-97
3/10/03	vs. Duke	L	59-77
1/11/04	at Duke	L	57-79
2/14/04	Duke	L	79-89
3/8/04	vs. Duke	L	47-63
1/24/05	Duke	W	56-51
2/27/05	at Duke	W	77-68
3/7/05	vs. Duke	W	88-67
1/29/06	at Duke	W	74-70
2/25/06	Duke	W	77-65
2/8/07	Duke	L	53-64
2/25/07	at Duke	L	62-67
2/4/08	at Duke	W	93-76
3/2/08	Duke	W	82-51
3/9/08	vs. Duke	W	86-73
2/9/09	Duke	W	75-60
3/1/09	at Duke	L	OT 79-81
2/8/10	at Duke	L	51-79
2/28/10	Duke	W	64-54
2/7/11	Duke	W	62-60
2/27/11	at Duke	L	58-66
3/6/11	vs. Duke	L	66-81
2/6/12	at Duke	L	56-96
2/26/12	Duke	L	63-69
2/3/13	Duke	L	63-84
3/3/13	at Duke	L	58-65
3/10/13	vs. Duke	L	73-92
2/10/14	at Duke	W	89-78
3/2/14	Duke	W	64-60
3/8/14	vs. Duke	L	61-66
1/25/15	Duke	L	67-74
3/1/15	at Duke	L	80-81
1/24/16	at Duke	L	55-71
2/28/16	Duke	L	57-93
1/12/17	at Duke	L	58-70
2/26/17	Duke	L	71-95
1/21/18	Duke	W	OT 92-86
2/25/18	at Duke	L	54-70
2/7/19	Duke	L	69-84
3/3/19	at Duke	L	44-62
2/6/20	at Duke	L	61-71
3/1/20	Duke	L	54-73
1/27/22	at Duke	W	78-62
2/27/22	Duke	W	74-46
1/19/23	Duke	W	61-56
2/26/23	at Duke	W	45-41
3/3/23	vs Duke	L	40-44
2/11/24	at Duke	L	OT 60-68
3/3/24	Duke	W	63-59

1/9/25	Duke	W	OT 53-46
2/27/25	at Duke	L	53-68
3/28/25	vs. Duke	L	38-47

SERIES NOTES...

In Chapel Hill: UNC 32-16
In Durham: Duke leads 17-30
At Neutral Sites: Duke leads 7-9
Longest UNC Streak: 8 straight (2/22/80-1/11/84)
Longest Duke Streak: 12 straight (3/6/00-3/8/04)
Longest UNC Win: 31 (3/2/08 - in Chapel Hill)
Largest Duke Win: 43 (1/27/00 - in Durham)
Most UNC Points: 95 (3/5/95 - in Rock Hill)
Most Duke Points: 102 (1/24/02 - in Durham)
Last 10 Meetings: UNC leads 6-4

FLORIDA STATE UNC LEADS - 33-19

1/5/82	vs. Florida State	L	68-77
11/27/83	vs. Florida State	L	74-75
12/18/87	Florida State	W	82-79
1/25/92	at Florida State	L	61-70
2/10/92	Florida State	W	69-52
3/7/92	vs. Florida State	W	81-69
1/10/93	Florida State	L	66-85
1/21/93	at Florida State	W	73-60
12/11/93	Florida State	W	102-61
2/3/95	Florida State	W	92-47
1/3/96	Florida State	W	67-59
2/9/96	at Florida State	L	64-73
1/8/97	at Florida State	W	88-63
2/14/97	Florida State	W	82-56
1/4/98	Florida State	W	103-77
2/4/98	at Florida State	W	75-58
12/5/98	at Florida State	W	OT 112-101
1/28/98	Florida State	W	87-76
1/20/00	Florida State	W	77-67
2/22/00	at Florida State	W	78-74
1/18/01	at Florida State	W	75-62
2/18/01	Florida State	L	OT 78-80
1/2/02	at Florida State	W	93-81
2/4/02	Florida State	W	93-63
1/12/03	at Florida State	W	74-53
2/13/03	Florida State	W	72-56
2/1/04	Florida State	W	66-60
2/26/04	at Florida State	W	71-58
1/20/05	at Florida State	L	OT 73-79
1/22/06	Florida State	W	68-51
2/12/07	at Florida State	W	80-59
2/17/08	Florida State	W	97-77
2/13/09	at Florida State	L	70-77
2/1/10	Florida State	L	73-84
2/2/11	at Florida State	W	84-75
3/4/11	vs. Florida State	W	78-65
2/15/12	at Florida State	W	71-66
1/31/13	Florida State	W	72-62
2/17/13	at Florida State	L	73-80
1/12/14	at Florida State	W	65-61
2/12/15	Florida State	W	71-63
2/14/16	at Florida State	L	63-94
1/5/17	Florida State	L	77-90
12/31/17	at Florida State	L	65-103
1/6/19	Florida State	L	63-64
1/12/20	at Florida State	L	64-78
2/4/21	Florida State	L	51-61
2/20/22	at Florida State	W	64-49
12/29/22	Florida State	L	71-78
1/11/24	at Florida State	L	62-70
1/26/25	Florida State	L	84-86
3/7/25	vs. Florida State	W	60-56

SERIES NOTES...

In Chapel Hill: UNC 16-8
In Tallahassee: UNC leads 14-9
At Neutral Sites: UNC leads 3-2
Longest UNC Streak: 6 straight (1/2/02-2/26/04)
Longest FSU Streak: 6 straight (2/14/16-2/4/21)
Largest UNC Win: 45 (2/3/95 - in Chapel Hill)
Largest FSU Win: 38 (12/31/17 - in Tallahassee)
Most UNC Points: 112 (12/5/98 - in Tallahassee)
Most FSU Points: 103 (12/31/17 - in Tallahassee)
Last 10 Meetings: FSU leads 8-2

GEORGIA TECH UNC LEADS - 62-22

1/9/80	at Georgia Tech	W	93-61
1/24/81	Georgia Tech	W	82-75
11/28/81	Georgia Tech	W	81-58
1/23/82	at Georgia Tech	W	68-64
1/6/83	vs. Georgia Tech	W	99-58
1/29/83	vs. Georgia Tech	W	96-58
3/4/83	vs. Georgia Tech	W	85-80
1/28/84	Georgia Tech	W	81-73
2/20/84	at Georgia Tech	W	95-75
1/19/85	at Georgia Tech	W	88-68
1/27/85	Georgia Tech	W	81-50
1/27/86	Georgia Tech	W	88-65
2/22/86	at Georgia Tech	W	OT 92-81
1/2/87	at Georgia Tech	W	80-75
1/24/87	Georgia Tech	W	86-81
2/28/87	vs. Georgia Tech	W	64-54
1/17/88	Georgia Tech	W	82-75
2/13/88	at Georgia Tech	L	74-76
1/14/89	at Georgia Tech	L	81-87
1/29/89	Georgia Tech	L	89-97
1/11/90	Georgia Tech	L	73-90
2/10/90	at Georgia Tech	W	81-77
1/9/91	at Georgia Tech	L	86-101
2/22/91	Georgia Tech	L	63-83
1/5/92	Georgia Tech	L	63-69
2/29/92	at Georgia Tech	W	73-70
1/5/93	at Georgia Tech	L	63-73
1/31/93	Georgia Tech	W	OT 72-68
1/16/94	Georgia Tech	W	87-51
2/12/94	at Georgia Tech	W	89-79
3/5/94	vs. Georgia Tech	W	78-55
1/7/95	Georgia Tech	W	74-62
2/8/95	at Georgia Tech	W	84-62
1/6/96	at Georgia Tech	W	78-74
2/7/96	Georgia Tech	W	88-72
11/11/97	Georgia Tech	W	80-53
1/30/97	at Georgia Tech	W	80-77
1/8/98	at Georgia Tech	W	69-48
2/8/98	Georgia Tech	W	85-58
12/3/98	Georgia Tech	W	85-68
1/24/99	at Georgia Tech	L	84-91
2/27/99	vs. Georgia Tech	W	87-71
1/13/00	at Georgia Tech	L	44-55
2/13/00	Georgia Tech	W	85-62
1/2/01	Georgia Tech	L	75-82
2/1/01	at Georgia Tech	W	85-63
3/2/01	vs. Georgia Tech	W	79-64
1/17/02	Georgia Tech	L	62-81
2/17/02	at Georgia Tech	W	71-62
1/2/03	at Georgia Tech	W	72-67
2/2/03	Georgia Tech	W	76-64
1/22/04	Georgia Tech	W	63-56
2/23/04	at Georgia Tech	W	58-46
1/30/05	at Georgia Tech	W	55-41
1/18/06	Georgia Tech	W	85-56

CAROLINA

2/5/06	at Georgia Tech	W..75-56
1/2/07	at Georgia Tech	W..69-57
1/18/07	Georgia Tech	W..78-31
1/5/08	Georgia Tech	W..99-78
2/10/08	at Georgia Tech	W..75-61
1/22/09	at Georgia Tech	L..62-66
2/15/09	Georgia Tech	W..73-50
1/6/10	Georgia Tech	W..89-78
2/26/10	Georgia Tech	L...57-64
1/6/11	at Georgia Tech	L...70-71
2/24/11	Georgia Tech	L...57-64
2/12/12	Georgia Tech	L..54-56
3/2/12	vs. Georgia Tech	L..53-54
1/13/13	Georgia Tech	W..79-58
2/10/13	at Georgia Tech	W..60-58
2/6/14	at Georgia Tech	L...91-94
1/11/15	Georgia Tech	W..96-81
3/5/15	vs. Georgia Tech	W..84-64
1/14/16	at Georgia Tech	L..73-80
2/16/17	Georgia Tech	W..89-88
2/15/18	at Georgia Tech	L...61-79
1/31/19	Georgia Tech	W..91-90
3/7/19	vs. Georgia Tech	W..80-73
1/23/20	at Georgia Tech	W OT67-60
2/25/21	Georgia Tech	W..84-59
1/23/22	at Georgia Tech	L..38-55
1/22/23	Georgia Tech	W..70-57
1/18/24	at Georgia Tech	W..73-68
12/15/24	Georgia Tech	L...76-82

Last 10 Meetings: UL leads 7-3

MIAMI UNC leads - 16-5

1/17/81	vs. Miami	W..75-61
11/25/83	vs. Miami	W..77-64
12/29/86	at Miami	W...89-71
2/29/88	Miami	L...69-75
3/21/92	vs. Miami	L...72-86
1/17/05	Miami	W..83-52
3/5/05	vs. Miami	W..64-57
1/9/06	at Miami	W..90-57
2/18/07	Miami	W..93-70
2/21/08	at Miami	W..79-61
2/26/09	at Miami	L...76-70
2/5/10	Miami	L...69-80
2/13/11	Miami	L...66-78
3/5/11	vs. Miami	W..83-57
1/2/12	Miami	W..65-63
2/8/12	at Miami	L...37-61
1/27/13	at Miami	W..64-62
2/2/14	Miami	L..80-83
2/22/15	at Miami	W..66-65
1/17/16	Miami	L...61-76
1/26/17	at Miami	L 88-100
2/4/18	Miami	L...72-92
1/20/19	at Miami	L...68-76
1/16/20	Miami	W..78-58
12/14/20	at Miami	L...63-67
1/10/21	Miami	L..59-69
2/6/22	Miami	W..85-38
1/5/23	at Miami	L..58-62
1/25/24	Miami	W..66-61
3/7/24	vs. Miami	L..59-60
12/29/24	at Miami	W..69-60

2/12/81	vs. NC State	L...64-77
3/4/81	vs. NC State	L...50-70
12/12/81	at NC State	L...63-71
2/16/82	NC State	W..78-65
1/18/83	NC State	W..68-66
2/18/83	at NC State	L...82-97
1/17/84	at NC State	W...71-70
2/11/84	NC State	L...68-74
3/4/84	vs. NC State	W..99-76
12/29/84	at NC State	W...77-74
1/15/85	NC State	W...77-74
2/9/85	at NC State	W...63-70
3/3/85	vs. NC State	L...80-81
1/16/86	at NC State	W..70-68
2/9/86	NC State	W OT81-79
1/13/87	NC State	L...76-82
2/10/87	at NC State	L...44-51
3/1/87	vs. NC State	L...63-70
1/12/88	at NC State	L..63-72
2/9/88	NC State	W 2OT75-74
1/24/89	NC State	L..69-86
2/7/89	at NC State	L...72-93
1/24/90	at NC State	L..69-85
2/18/90	NC State	L 86-105
3/3/90	vs. NC State	L...61-80
1/23/91	NC State	L...66-79
2/12/91	at NC State	L..70-90
1/22/92	NC State	W OT82-77
2/5/92	at NC State	L...65-71
1/27/93	NC State	W...71-47
2/16/93	at NC State	L..55-60
3/6/93	vs. NC State	W...89-71
1/27/94	at NC State	W..87-66
2/16/94	NC State	W..81-54
1/18/95	NC State	W..71-62
2/19/95	at NC State	L 2OT86-88
3/5/95	vs. NC State	W...90-71
1/17/96	at NC State	L...72-76
2/18/96	NC State	W..75-65
1/23/97	NC State	W...77-66
2/17/97	at NC State	L...77-84
1/22/98	NC State	W...67-64
2/22/98	at NC State	L...57-60
1/7/99	at NC State	L...70-87
2/7/99	NC State	L...71-79
1/3/00	NC State	L...72-79
2/3/00	at NC State	L..76-86
1/14/01	NC State	W OT83-77
2/22/01	at NC State	L...73-84
1/10/02	NC State	L..63-66
2/10/02	at NC State	W..80-71
3/3/02	vs. NC State	W..58-52
1/5/03	NC State	W..80-59
2/7/03	at NC State	W..66-63
1/8/04	at NC State	W..58-57
2/8/04	NC State	L..54-62
3/7/04	vs. NC State	W..75-64
1/14/05	at NC State	W...77-75
2/20/05	NC State	W OT75-72
1/15/06	at NC State	W...65-53
2/2/06	NC State	W...75-58
3/4/06	vs. NC State	W...90-69
1/21/07	NC State	W...86-65
2/16/07	at NC State	L...65-72
3/4/07	vs. NC State	W...60-54
1/13/08	at NC State	W...79-70
2/25/08	NC State	W...85-79
1/11/09	NC State	W OT75-66
2/23/09	at NC State	W..74-57
1/25/10	at NC State	W..81-69
2/21/10	NC State	L...63-74
1/14/11	NC State	W...83-76

SERIES NOTES...

In Chapel Hill: UNC leads 29-9
In Atlanta: UNC leads 24-12
At Neutral Sites: UNC leads 9-1
Longest UNC Streak: 17 straight (1/9/80-1/17/88)
Longest GT Streak: 5 straight (2/26/10-3/2/12)
Largest UNC Win: 47 (1/18/07 - in Chapel Hill)
Largest GT Win: 17 (1/17/02 - in Chapel Hill)
Most UNC Points: 99 (1/5/08 - in Chapel Hill)
Most GT Points: 101 (1/9/91 - in Atlanta)
Last 10 Meetings: UNC leads 7-3

LOUISVILLE UNC TRAILS - 6-9

2/24/85	vs. Louisville	W...86-71
12/19/96	vs. Louisville	W..72-67
3/29/08	vs. Louisville	W..78-74
2/15/15	at Louisville	L...66-75
3/6/15	vs. Louisville	L OT.75-77
2/4/16	Louisville	L...60-78
2/19/17	at Louisville	L...57-87
2/18/18	Louisville	L...57-67
1/3/19	at Louisville	L...66-73
1/19/20	Louisville	L...67-74
1/28/21	at Louisville	L...68-79
2/17/22	Louisville	W..66-65
2/5/23	at Louisville	L..55-62
1/21/24	Louisville	W..79-68
2/23/25	at Louisville	W..79-75

SERIES NOTES...

In Chapel Hill: UL leads 2-3
In Louisville: UL leads 1-5
At Neutral Sites: UNC 3-1
Longest UNC Streak: 3 straight (2/24/85-3/29/08)
Longest UL Streak: 8 straight (2/15/15-1/28/21)
Largest UNC Win: 15 (2/24/85 - in Anchorage)
Largest UL Win: 30 (2/19/17 - in Louisville)
Most UNC Points: 86 (2/24/85 - in Anchorage)
Most UL Points: 87 (2/19/17 - in Louisville)

SERIES NOTES...

In Chapel Hill: UM leads 5-7
In Coral Gables: Series tied 6-6
At Neutral Sites: UNC leads 4-2
Longest UNC Streak: 5 straight (1/17/05-2/21/08)
Longest UM Streak: 4 straight (1/17/16-1/20/19)
Largest UNC Win: 47 (2/6/22 - in Chapel Hill)
Largest GT Win: 24 (2/8/12 - in Coral Gables)
Most UNC Points: 93 (2/18/07 - in Chapel Hill)
Most UM Points: 100 (1/27/17 - in Coral Gables)
Last 10 Meetings: UM leads 6-4

NC STATE UNC trails - 56-61

1/13/75	at NC State	W..74-47
2/13/75	NC State	W..85-51
12/6/75	NC State	W...74-61
1/26/76	at NC State	L..58-68
3/5/76	NC State	L...74-77
12/6/76	at NC State	L...58-71
2/19/77	NC State	L...62-74
1/10/78	NC State	L...59-75
2/10/78	vs. NC State	L..58-89
2/22/78	at NC State	L...70-92
12/5/78	NC State	L...81-87
1/24/79	at NC State	L...64-91
2/24/79	vs. NC State	L...77-95
12/4/79	at NC State	L..66-89
1/23/80	NC State	L..68-85
2/9/80	vs. NC State	L..63-90
2/23/80	at NC State	L...59-81
12/6/80	NC State	L...61-65
1/22/81	at NC State	L...62-67



CAROLINA

2/21/11	at NC State.....	L...72-88
1/22/12	at NC State.....	W.60-50
2/19/12	NC State.....	W.68-59
1/10/13	at NC State.....	W.70-66
2/24/13	NC State.....	W.68-58
1/9/14	NC State.....	W..79-70
2/16/14	at NC State.....	W.89-82
1/4/15	NC State.....	W..72-56
1/22/15	at NC State.....	W..67-63
1/31/16	at NC State.....	L...49-78
2/21/16	NC State.....	L..66-80
1/29/17	NC State.....	W..83-70
2/23/17	at NC State.....	L..60-80
1/18/18	NC State.....	L..53-66
2/11/18	at NC State.....	L...54-73
3/1/18	vs. NC State.....	L...64-77
1/31/19	at NC State.....	W..64-51
2/24/19	NC State.....	L...69-74
1/9/20	NC State.....	W.66-60
1/26/20	at NC State.....	L...68-76
2/7/21	NC State.....	W..76-69
2/21/21	at NC State.....	L..63-82
1/6/22	at NC State.....	L...45-72
1/30/22	NC State.....	L..58-66
1/15/23	NC State.....	W..56-47
2/16/23	at NC State.....	L OT.66-77
2/1/24	at NC State.....	L..59-63
2/22/24	NC State.....	W..80-70
2/16/25	NC State.....	W.66-65
3/8/25	vs. NC State.....	L..55-66

SERIES NOTES...

In Chapel Hill: UNC leads 31-19
In Raleigh: NCSU leads 31-18
At Neutral Sites: NCSU leads 10-7
Longest UNC Streak: 8 straight (1/22/12-1/22/15)
Longest NCSU Streak: 19 straight (1/26/76-12/12/81)
Largest UNC Win: 27 (2/16/94 - in Chapel Hill)
Largest NCSU Win: 31 (2/10/78 - in Charlottesville)
Most UNC Points: 99 (3/4/84 - in Fayetteville)
Most NCSU Points: 95 (2/24/79 - in Boone)
Last 10 Meetings: NCSU leads 6-4

NOTRE DAME UNC TRAILS - 5-11

12/4/99	vs. Notre Dame.....	L..86-99
12/3/00	vs. Notre Dame.....	L...55-78
3/20/07	vs. Notre Dame.....	W..60-51
2/27/14	at Notre Dame.....	L 75-100
1/15/15	Notre Dame.....	L...79-89
1/10/15	at Notre Dame.....	L..54-88
1/22/17	Notre Dame.....	L...55-77
2/1/18	at Notre Dame.....	L...62-94
1/27/19	Notre Dame.....	W..78-73
3/8/19	vs. Notre Dame.....	L...77-95
2/27/20	at Notre Dame.....	L..65-83
1/24/21	Notre Dame.....	W..78-73
1/16/22	at Notre Dame.....	L...65-70
1/8/23	Notre Dame.....	W.60-50
1/7/24	at Notre Dame.....	W..61-57
1/5/25	Notre Dame.....	L...66-76

SERIES NOTES...

In Chapel Hill: Series tied 3-3
In South Bend: ND leads 5-1
At Neutral Sites: ND leads 3-1
Longest UNC Streak: 2 straight (1/8/23-1/7/24)
Longest ND Streak: 5 straight (2/27/14-2/1/18)
Largest UNC Win: 11 (3/20/07 - In Pittsburgh)
Largest ND Win: 34 (1/10/15 - in South Bend)

Most UNC Points: 86 (12/4/99 - in Richmond)
Most ND Points: 100 (2/27/14 - in South Bend)
Last 10 Meetings: ND leads 6-4

PITTSBURGH UNC LEADS 9-6

1/2/81	at Pitt.....	L...67-79
2/13/14	Pitt.....	W.86-50
1/8/15	at Pitt.....	L..59-84
2/18/16	Pitt.....	L...60-76
3/2/16	vs. Pitt.....	L OT.72-82
1/15/17	at Pitt.....	L..48-68
3/1/17	vs. Pitt.....	W..72-60
1/7/18	Pitt.....	W..68-67
2/14/19	at Pitt.....	L...78-91
12/30/19	Pitt.....	W..70-62
2/14/21	at Pitt.....	W...81-72
2/10/22	Pitt.....	W.64-54
1/26/23	at Pitt.....	W..72-57
2/15/24	Pitt.....	W..75-62
1/19/25	at Pitt.....	W..75-58

SERIES NOTES...

In Chapel Hill: UNC leads 5-1
In Pittsburgh: Pitt leads 3-4
At Neutral Sites: Series tied 1-1
Longest UNC Streak: 6 straight (12/30/19 - current)
Longest PITT Streak: 4 straight (1/8/15-1/15/17)
Largest UNC Win: 36 (2/13/14 - in Chapel Hill)
Largest PITT Win: 25 (1/8/15 - in Pittsburgh)
Most UNC Points: 86 (2/13/14 - in Chapel Hill)
Most PITT Points: 91 (2/14/19 - in Pittsburgh)
Last 10 Meetings: UNC leads 8-2

SMU UNC LEADS - 1-0

1/16/25	at SMU.....	W.64-33
---------	-------------	---------

SERIES NOTES...

In Chapel Hill: --
In Dallas: UNC leads 1-0
At Neutral Sites: --
Longest UNC Streak: 1 straight (1/16/25-current)
Longest SMU Streak: --
Largest UNC Win: 34 (1/16/25 - in Dallas)
Largest SMU Win: --
Most UNC Points: 64 (1/16/25 - in Dallas)
Most SMU Points: 33 (1/16/25 in Dallas)
Last 10 Meetings: --

STANFORD UNC TRAILS 2-3

3/23/95	vs. Stanford.....	L...71-81
3/26/11	vs. Stanford.....	L...65-72
4/1/14	vs. Stanford.....	L...65-75
11/28/14	vs. Stanford.....	W..70-54
2/2/25	at Stanford.....	W..69-67

SERIES NOTES...

In Chapel Hill: --
In Stanford: UNC leads 1-0
At Neutral Sites: Stanford leads 3-1
Longest UNC Streak: 2 straight (11/28/14-current)
Longest STAN Streak: 3 straight (3/23/95-4/1/14)
Largest UNC Win: 16 (11/28/14 - in Honolulu)

Largest STAN Win: 10 - two times
Most UNC Points: 71 (3/23/95 - in Los Angeles)
Most STAN Points: 81 (3/23/95)
Last 10 Meetings: --

SYRACUSE UNC TRAILS - 8-9

11/17/98	Syracuse.....	W.85-68
11/19/00	at Syracuse.....	W..81-68
11/18/07	Syracuse.....	W...97-72
1/30/14	Syracuse.....	L...73-78
2/5/15	at Syracuse.....	L...56-61
1/7/16	Syracuse.....	W...77-73
2/12/17	at Syracuse.....	L..64-95
3/2/17	vs. Syracuse.....	L...64-83
2/22/18	Syracuse.....	L..80-86
1/13/19	at Syracuse.....	L...77-90
2/13/20	Syracuse.....	L..56-74
12/17/20	Syracuse.....	W.92-68
1/19/21	at Syracuse.....	L...76-88
12/30/21	Syracuse.....	W.79-43
2/9/23	at Syracuse.....	L...67-75
1/4/24	Syracuse.....	W...75-51
2/20/25	at Syracuse.....	W.68-58

SERIES NOTES...

In Chapel Hill: UNC leads 6-3
In Syracuse: Syracuse leads 2-5
At Neutral Sites: Syracuse leads 0-1
Longest UNC Streak: 3 straight (11/17/98-11/18/07)
Longest SYR Streak: 5 straight (2/12/17-2/13/20)
Largest UNC Win: 36 (12/30/21 - in Chapel Hill)
Largest SYR Win: 31 (2/12/17 - in Syracuse)
Most UNC Points: 97 (11/18/07 - in Chapel Hill)
Most SYR Points: 95 (2/12/17 - in Syracuse)
Last 10 Meetings: Syracuse leads 6-4

VIRGINIA UNC LEADS 59-36

2/6/76	at Virginia.....	W.49-40
12/4/76	Virginia.....	W.60-54
2/10/77	at Virginia.....	L...59-71
12/20/77	Virginia.....	W..61-58
1/17/78	at Virginia.....	W..77-66
1/10/79	Virginia.....	W.85-56
2/8/79	vs. Virginia.....	W..86-81
1/5/80	at Virginia (OT).....	W.66-65
3/21/80	vs. Virginia.....	W..68-61
11/29/80	Virginia.....	W..55-51
1/9/82	Virginia.....	W..74-65
2/3/82	at Virginia.....	W.62-60
1/15/83	at Virginia.....	L OT.74-78
2/28/83	Virginia.....	W..88-78
1/14/84	Virginia.....	W..85-72
2/9/84	at Virginia.....	L...72-88
3/3/84	vs. Virginia.....	W.96-68
1/13/85	at Virginia.....	L OT.62-64
2/5/85	Virginia.....	W...77-75
3/2/85	vs. Virginia.....	W..76-55
1/25/86	Virginia.....	L...79-84
2/5/86	at Virginia.....	W.60-58
1/10/87	at Virginia.....	L...63-73
1/21/87	Virginia.....	L...63-73
1/30/88	Virginia.....	L...73-81
2/17/88	at Virginia.....	L...57-64
1/18/89	at Virginia.....	L..64-92
2/1/89	Virginia.....	L...79-87
1/22/90	Virginia.....	L...63-81

CAROLINA

2/15/90	at Virginia	L...46-95
1/29/91	Virginia	L...67-92
2/6/91	at Virginia	L...60-97
3/2/91	vs. Virginia	L...69-90
1/8/92	Virginia	L...68-83
2/26/92	at Virginia	L...52-65
3/8/92	vs. Virginia	L...55-74
2/3/93	Virginia	W...72-65
2/9/93	at Virginia	L...67-73
1/23/94	Virginia	L...75-77
2/9/94	at Virginia	L...74-83
3/7/94	vs. Virginia	W...77-60
1/30/95	at Virginia	L...64-80
2/5/95	Virginia	L...78-88
1/31/96	at Virginia	L...71-87
2/12/96	Virginia	L...70-83
1/27/97	at Virginia	W...75-71
2/23/97	Virginia	W...70-65
1/15/98	Virginia	L 30T100-105
2/15/98	at Virginia	W 20T 85-84
2/27/98	vs. Virginia	W...76-56
1/18/99	Virginia	W...79-68
2/14/99	at Virginia	W OT82-80
2/28/99	vs. Virginia	W...83-70
1/6/00	at Virginia	L...68-87
2/7/00	Virginia	W OT66-63
3/5/00	vs. Virginia	W...67-63
1/11/01	Virginia	L...76-78
2/11/01	at Virginia	L...73-76
1/27/02	Virginia	W...79-64
2/21/02	at Virginia	W...78-68
1/30/03	Virginia	W...74-54
3/2/03	at Virginia	L...59-69
3/9/03	vs. Virginia	W...88-78
1/29/04	at Virginia	W...75-70
2/29/04	Virginia	W...70-64
3/6/04	vs. Virginia	W...64-45
2/7/05	at Virginia	W...76-56
2/24/05	Virginia	W...89-60
3/6/05	vs. Virginia	W...78-72
2/12/06	at Virginia	W...72-60
3/3/06	vs. Virginia	W...82-56
1/8/07	Virginia	W...96-62
2/15/08	at Virginia	W...90-82
3/8/08	vs. Virginia	W...80-65
1/16/08	Virginia	W...103-74
2/15/10	at Virginia	L 20T 78-82
1/28/11	Virginia	W...64-52
1/5/12	at Virginia	W 20T 78-73
2/3/12	Virginia	W...64-56
1/17/13	Virginia	W...71-60
2/20/14	at Virginia	W...80-74
2/26/15	Virginia	W...72-70
2/25/16	at Virginia	L...68-72
1/8/17	Virginia	W...67-58
1/15/18	at Virginia	L...70-82
2/17/19	Virginia	W...70-53
1/2/20	at Virginia	W...65-47
1/30/20	Virginia	W...78-68
1/20/22	Virginia	W...61-52
2/24/22	at Virginia	W...68-57
1/12/23	at Virginia	W...70-59
2/2/23	Virginia	W...73-62
1/14/24	Virginia	W...81-68
1/28/24	at Virginia	L...66-81
3/2/25	Virginia	L...75-78

SERIES NOTES...

In Chapel Hill: UNC leads 29-13
In Charlottesville: UVA leads 18-20
At Neutral Sites: UNC leads 12-3

Longest UNC Streak: 13 straight (3/9/03-1/16/08)
Longest UVA Streak: 14 straight (1/10/87-3/8/92)
Largest UNC Win: 34 (1/8/07 - in Chapel Hill)
Largest UVA Win: 49 (2/15/90 - in Charlottesville)
Most UNC Points: 100 (1/15/98 - in Chapel Hill)
Most UVA Points: 105 (1/15/98 - in Chapel Hill)
Last 10 Meetings: UNC leads 8-2

VIRGINIA TECH UNC LEADS 22-16

11/28/79	Virginia Tech	W...82-73
2/13/82	at Virginia Tech	L...74-76
2/21/83	Virginia Tech	W 103-84
12/30/83	vs. Virginia Tech	W...73-52
12/1/84	vs. Virginia Tech	L...73-74
12/4/85	Virginia Tech	W...75-73
12/19/91	Virginia Tech	W...66-53
12/30/94	at Virginia Tech	W...57-52
2/11/05	Virginia Tech	W...93-67
2/17/06	at Virginia Tech	W...84-75
1/4/07	Virginia Tech	W 102-68
3/2/07	vs. Virginia Tech	W...90-60
1/10/08	at Virginia Tech	W...79-59
2/5/09	Virginia Tech	W...93-77
1/14/10	at Virginia Tech	L...64-79
1/30/11	Virginia Tech	W...76-51
1/19/12	at Virginia Tech	W...56-37
1/6/13	Virginia Tech	W...48-45
2/22/13	at Virginia Tech	W...72-50
2/23/14	Virginia Tech	L...47-50
2/8/15	at Virginia Tech	W...74-52
2/11/16	Virginia Tech	W...71-67
1/2/17	at Virginia Tech	L...68-76
2/7/18	Virginia Tech	L...74-90
1/24/19	at Virginia Tech	W...81-69
1/5/20	at Virginia Tech	L...70-76
2/9/20	Virginia Tech	L...63-72
1/14/21	Virginia Tech	L...54-66
1/31/21	at Virginia Tech	L...69-73
2/28/21	at Virginia Tech	W...68-63
1/9/22	Virginia Tech	W...71-46
2/13/22	at Virginia Tech	L...61-66
3/4/22	vs. Virginia Tech	L OT.80-87
1/1/23	at Virginia Tech	L...65-68
2/23/23	Virginia Tech	L...59-61
2/4/24	Virginia Tech	L OT.61-70
2/25/24	at Virginia Tech	L...62-74
2/13/25	Virginia Tech	W...67-62

SERIES NOTES...

In Chapel Hill: UNC leads 12-6
In Blacksburg: Series tied 8-8
At Neutral Sites: Series tied 2-2
Longest UNC Streak: 9 straight (12/4/85-2/5/09)
Longest VT Streak: 4 straight (1/5/20-1/31/21)
Largest UNC Win: 34 (1/4/07 - in Chapel Hill)
Largest VT Win: 16 (1/14/10 - in Blacksburg)
Most UNC Points: 103 (2/21/83 - in Chapel Hill)
Most VT Points: 90 (2/7/18 - in Chapel Hill)
Last 10 Meetings: VT leads 7-3

WAKE FOREST UNC LEADS 68-18

1/28/75	at Wake Forest	W...63-51
2/12/76	Wake Forest	W...89-37
2/11/77	Wake Forest	W...92-54
1/26/78	at Wake Forest	W...85-57
2/9/78	vs. Wake Forest	W...79-52

1/31/79	Wake Forest	W...89-46
2/22/79	vs. Wake Forest	W...96-72
1/14/80	at Wake Forest	W...101-73
2/2/81	Wake Forest	W...67-59
3/2/81	Wake Forest	W...92-63
1/28/82	at Wake Forest	W...96-93
2/18/82	Wake Forest	W...82-56
2/26/82	vs. Wake Forest	W...90-65
1/25/83	Wake Forest	W...118-81
1/24/84	at Wake Forest	W...77-71
2/22/84	Wake Forest	W...91-54
1/22/85	at Wake Forest	W...79-73
2/19/85	Wake Forest	W...91-65
3/1/85	vs. Wake Forest	W...76-64
1/18/86	Wake Forest	W...88-83
2/19/86	at Wake Forest	W...82-73
3/2/86	vs. Wake Forest	W...67-65
2/7/87	at Wake Forest	W...68-64
1/19/88	at Wake Forest	L...51-56
2/2/88	Wake Forest	L...57-74
3/5/88	vs. Wake Forest	L...53-61
2/5/89	at Wake Forest	L...70-88
2/22/89	Wake Forest	L...66-67
1/9/90	at Wake Forest	L...62-69
1/31/90	Wake Forest	W...87-75
1/12/91	Wake Forest	L...65-77
2/2/91	at Wake Forest	L...62-66
2/1/92	at Wake Forest	W...84-61
2/23/92	Wake Forest	W...90-61
1/12/93	Wake Forest	W...92-68
2/6/93	at Wake Forest	W...77-69
1/6/94	Wake Forest	W...84-44
2/6/94	at Wake Forest	W...70-62
1/9/95	Wake Forest	W...82-67
1/28/95	at Wake Forest	W...85-48
3/3/95	vs. Wake Forest	W...71-51
1/8/96	at Wake Forest	W...84-72
1/29/96	Wake Forest	W...69-68
1/14/97	Wake Forest	W...82-55
2/2/97	at Wake Forest	W...75-71
2/28/97	vs. Wake Forest	W...86-60
12/4/97	at Wake Forest	W...90-59
1/25/98	Wake Forest	W...78-53
1/2/99	at Wake Forest	W...100-75
1/31/99	Wake Forest	W...88-66
1/16/00	at Wake Forest	L...56-69
2/17/00	Wake Forest	W...75-69
1/4/01	at Wake Forest	L...71-73
2/4/01	Wake Forest	W...72-60
12/5/01	Wake Forest	W...90-68
1/21/02	at Wake Forest	L...64-65
1/9/03	Wake Forest	W...85-56
2/9/03	at Wake Forest	W...67-57
1/2/04	Wake Forest	W...90-79
1/26/04	at Wake Forest	L...67-69
1/27/05	Wake Forest	W...83-61
2/16/05	at Wake Forest	W...78-69
1/27/06	at Wake Forest	W...91-57
2/22/07	Wake Forest	W...96-47
1/31/08	at Wake Forest	W...76-55
1/29/09	Wake Forest	W...77-66
2/18/10	at Wake Forest	W OT65-69
1/20/11	Wake Forest	W...71-56
1/29/12	at Wake Forest	W...75-71
2/14/13	Wake Forest	W...76-56
1/23/14	at Wake Forest	W...83-65
3/6/14	vs. Wake Forest	W...69-65
2/19/15	Wake Forest	W...83-45
1/21/16	at Wake Forest	L...63-75
1/19/17	Wake Forest	L...77-80
1/14/18	at Wake Forest	W OT.79-76
1/17/19	Wake Forest	W...84-69
2/23/20	at Wake Forest	L OT.79-82
3/4/20	vs. Wake Forest	L...73-83
12/10/20	at Wake Forest	L...54-57
12/20/20	Wake Forest	W OT 77-74



CAROLINA



3/4/21	vs. Wake Forest.....L....	71-82
2/3/22	at Wake Forest.....W...	78-59
2/19/23	Wake Forest.....W...	71-58
2/18/24	at Wake Forest.....W..	58-50
1/23/25	Wake Forest.....W....	76-51

SERIES NOTES...

In Chapel Hill: UNC leads 34-4

In Winston-Salem: UNC leads 26-11

At Neutral Sites: UNC leads 8-3

Longest UNC Streak: 23 straight (1/28/75-2/7/87)

Longest WF Streak: 6 straight (1/19/88-1/9/90)

Largest UNC Win: 52 (2/12/76 - in Chapel Hill)

Largest WF Win: 18 (2/5/89 - in Winston-Salem)

Most UNC Points: 118 (1/25/83 - in Chapel Hill)

Most WF Points: 93 (1/28/82 - in Winston-Salem)

Last 10 Meetings: UNC leads 6-4

CAROLINA

ALL-TIME SERIES

AIR FORCE
 UNC leads.....1-0
 In Chapel Hill.....1-0

11/8/13 Air Force.....W..87-26

ALABAMA A&M
 UNC leads.....1-0
 In Chapel Hill.....1-0

11/17/16 Alabama A&M.....W.80-35

ALABAMA
 UNC leads.....6-5
 In Chapel Hill.....2-0
 In Tuscaloosa.....0-1
 Neutral Site.....5-3

1/21/78 vs. Alabama.....L...72-77
 1/3/83 Alabama.....W..77-69
 12/3/83 Alabama.....L...69-81
 12/10/88 vs. Alabama.....W...75-71
 3/21/93 vs. Alabama.....WOT.74-73
 12/30/93 vs. Alabama.....W.89-83
 12/20/96 vs. Alabama.....L...74-88
 12/20/98 vs. Alabama.....W..90-75
 3/14/99 vs. Alabama.....W.70-56
 12/15/19 at Alabama.....L...77-83
 3/22/21 vs. Alabama.....L...71-80

ALABAMA STATE
 UNC leads.....2-0
 In Chapel Hill.....2-0

11/11/16 Alabama State.....W.84-54
 12/21/21 Alabama State.....W.83-47

ALBANY
 UNC leads.....2-0
 Neutral Site.....2-0

3/24/13 vs. Albany.....W.59-54
 12/30/14 vs. Albany.....W..71-56

AKRON
 UNC leads.....1-0
 In Chapel Hill.....1-0

11/13/98 Akron.....W..85-71

ALASKA-ANCHORAGE
 UNC leads.....1-0
 In Anchorage.....1-0

2/22/85 at Alaska-Anchorage.....W..79-62

AMERICAN
 UNC leads.....1-0
 In Chapel Hill.....1-0

12/31/02 American.....W.80-42

APPALACHIAN STATE
 UNC leads.....20-4
 In Chapel Hill.....11-1
 In Boone.....6-2
 Neutral Site.....3-1

1/31/75 at Appalachian State.....W..57-50
 2/23/76 Appalachian State.....L..64-80
 11/30/76 Appalachian State.....W..70-62
 1/25/77 at Appalachian State.....L...70-76

2/25/77 vs. Appalachian State.....L...65-76
 12/2/77 at Appalachian State.....L..84-93
 1/31/78 Appalachian State.....W.94-60
 3/4/78 vs. Appalachian State.....W...81-79
 11/30/78 at Appalachian State.....W..83-70
 1/14/79 vs. Appalachian State.....W..84-72
 11/26/79 at Appalachian State.....W.96-52
 2/12/80 Appalachian State.....W.107-76
 1/20/81 Appalachian State.....W.86-56
 2/25/81 at Appalachian State.....W..85-51
 11/17/81 Appalachian State.....W.109-72
 2/6/82 at Appalachian State.....W..94-70
 11/20/82 at Appalachian State.....W.114-50
 12/12/82 Appalachian State.....W.103-50
 12/29/88 vs. Appalachian State.....W...84-82
 12/5/02 Appalachian State.....W...80-44
 12/14/14 Appalachian State.....W.84-52
 12/12/15 Appalachian State.....W.68-59
 12/3/17 Appalachian State.....W.56-43
 11/17/21 Appalachian State.....W.89-44

ARIZONA
 UNC leads.....1-0
 Neutral Site.....1-0

3/21/22 vs. Arizona.....W.63-45

ARIZONA STATE
 UNC leads.....4-1
 In Chapel Hill.....2-0
 Neutral Site.....1-1

11/28/99 Arizona State.....W..72-68
 3/26/05 vs. Arizona State.....W..79-72
 11/25/05 vs. Arizona State.....W..79-72
 11/11/07 Arizona State.....W..75-60
 11/29/13 vs. Arizona State.....L OT81-94

ARKANSAS
 UNC leads.....1-0
 Neutral Site.....1-0

11/26/06 vs. Arkansas.....W.94-69

ARKANSAS - PINE BLUFF
 UNC leads.....1-0
 In Chapel Hill.....1-0

12/15/08 UAPB.....W.105-49

ARKANSAS STATE
 UNC leads.....1-0
 Neutral Site.....1-0

11/28/13 vs. Arkansas State.....W.93-60

AUBURN
 UNC trails.....0-4
 In Auburn.....0-1
 Neutral Site.....0-3

12/18/82 at Auburn.....L...76-90
 11/30/85 vs. Auburn.....L...67-90
 12/30/95 vs. Auburn.....L..55-69
 12/20/18 vs. Auburn.....L OT.81-86

AUSTIN PEAY
 UNC leads.....2-0
 In Chapel Hill.....1-0
 Neutral Site.....1-0

3/22/03 vs. Austin Peay.....W..72-70
 12/30/08 Austin Peay.....W..93-61

BALL STATE
 UNC leads.....1-0
 Neutral Site.....1-0

11/23/24 vs. Ball State.....W..62-52

BAYLOR
 UNC trails.....0-1
 Neutral Site.....0-1

3/28/05 vs. Baylor.....L...63-72

BELMONT
 UNC trails.....0-2
 In Nashville.....0-1
 Neutral Site.....0-1

3/13/75 vs. Belmont.....L...75-76
 1/30/76 at Belmont.....L...62-73

BOSTON COLLEGE
 UNC leads.....17-5
 In Chapel Hill.....7-2
 In Chestnut Hill.....7-3
 Neutral Site.....3-0

2/20/06 Boston College.....W.69-62
 2/1/07 at Boston College.....W.82-60
 1/17/08 Boston College.....W..87-59
 2/19/09 at Boston College.....W.92-68
 2/11/10 Boston College.....L...62-69
 1/9/11 at Boston College.....W.84-83
 1/25/12 Boston College.....W..77-46
 2/7/13 at Boston College.....W.80-52
 3/8/13 vs. Boston College.....W..62-57
 1/19/14 at Boston College.....W..73-56
 2/1/15 Boston College.....W..72-60
 2/7/16 at Boston College.....W..86-78
 2/9/17 Boston College.....L...77-88
 1/5/18 at Boston College.....L...64-77
 2/28/18 vs. Boston College.....W.69-64
 2/21/19 Boston College.....W.93-78
 2/16/20 at Boston College.....L...75-93
 12/19/21 at Boston College.....W..76-63
 2/12/23 Boston College.....W..73-55
 2/29/24 at Boston College.....L...74-78
 1/12/25 Boston College.....W..80-67
 3/6/25 vs. Boston College.....W...78-71

BOWLING GREEN
 UNC leads.....1-0
 In Chapel Hill.....1-0

12/8/90 Bowling Green.....W...74-71

BUCKNELL
 UNC leads.....2-0
 In Chapel Hill.....1-0
 Neutral Site.....1-0

3/23/08 vs. Bucknell.....W.85-50
 11/20/16 Bucknell.....W.65-50

BUFFALO
 Series Tied.....1-1
 In Chapel Hill.....1-0
 In Buffalo.....0-1



CAROLINA

11/19/97 Buffalo W..93-78
 11/17/00 at Buffalo L..89-95

CALIFORNIA

UNC leads..... 3-2
 In Chapel Hill 2-0
 In Berkeley 1-1
 Neutral Site..... 0-1

12/18/85 California W..77-67
 12/28/87 at California L..72-77
 12/30/99 California W..70-65
 3/23/19 vs. California L..72-92
 1/30/25 at California W..65-52

CAMPBELL

UNC leads..... 1-0
 In Chapel Hill 1-0

1/23/75 Campbell W..71-52

CANISIUS

UNC leads..... 1-0
 In Chapel Hill 1-0

2/14/93 Canisius W..80-51

CHARLOTTE

UNC leads..... 4-0
 In Chapel Hill 1-0
 In Charlotte..... 2-0
 Neutral Site..... 1-0

2/14/84 at Charlotte WOT66-64
 11/23/84 vs. Charlotte W..82-44
 12/6/20 Charlotte W..81-75
 11/14/21 at Charlotte W..89-33

CHATTANOOGA

UNC leads..... 1-0
 In Chapel Hill 1-0

12/7/91 Chattanooga W..89-83

CHEYNEY

UNC leads..... 2-1
 In Chapel Hill 1-0
 In Cheyney 1-0
 Neutral Site..... 0-1

3/22/84 vs. Cheyney L..72-73
 1/31/85 Cheyney W..86-47
 1/30/86 at Cheyney W..92-58

CLEMSON

UNC leads..... 63-27
 In Chapel Hill 30-9
 In Clemson 21-14
 Neutral Site..... 12-4

2/5/76 vs. Clemson W..85-71
 1/15/77 at Clemson L..59-79
 12/22/77 Clemson W..95-79
 1/28/78 Clemson L..73-76
 12/22/78 Clemson L..66-79
 1/27/79 at Clemson L..63-91
 12/22/79 Clemson L..77-80
 1/7/80 Clemson L..76-76
 12/3/80 at Clemson L..70-85
 1/27/82 Clemson W..82-68
 2/20/82 at Clemson L..78-98
 2/27/82 vs. Clemson L..76-84

2/2/83 at Clemson W..84-80
 2/26/83 Clemson W..85-74
 1/30/84 Clemson W..69-61
 2/26/84 at Clemson L..76-98
 3/2/84 vs. Clemson W..74-73
 1/2/85 at Clemson W..75-70
 1/24/85 Clemson W..74-71
 1/22/86 Clemson W..95-91
 2/15/86 at Clemson L..65-80
 3/1/86 vs. Clemson W..88-83
 1/17/87 at Clemson W..98-79
 1/23/88 Clemson L..50-73
 2/27/88 at Clemson L..60-66
 2/11/89 Clemson L..66-71
 2/25/89 at Clemson L..61-92
 1/27/90 at Clemson L..66-80
 2/24/90 Clemson L..79-80
 2/24/91 Clemson W..58-54
 1/12/92 Clemson W..82-56
 2/19/92 at Clemson L..46-49
 1/16/93 at Clemson W..59-56
 2/27/93 Clemson W..70-63
 1/30/94 Clemson W..71-68
 2/27/94 at Clemson W..91-86
 3/6/94 vs. Clemson W..65-64
 1/14/95 at Clemson W..77-73
 2/15/95 Clemson W..82-69
 1/13/95 Clemson W..93-68
 2/15/96 at Clemson L OT.78-79
 3/1/96 vs. Clemson L..49-67
 1/20/97 at Clemson W..75-63
 2/10/97 Clemson W..79-72
 3/2/97 vs. Clemson W..62-58
 1/2/98 at Clemson L..63-77
 2/1/98 Clemson W..80-59
 3/1/98 vs. Clemson W..81-50
 1/4/99 Clemson W..87-76
 2/3/99 at Clemson W..76-72
 3/1/99 vs. Clemson L..72-87
 1/10/00 Clemson L..59-60
 2/10/00 at Clemson L..65-69
 3/4/00 Clemson W..56-54
 1/8/01 at Clemson W..71-70
 Clemson W2OT100-99
 2/8/01 vs. Clemson L..57-75
 3/3/01 at Clemson W..89-85
 1/13/02 Clemson W..86-76
 2/14/02 at Clemson W..77-55
 1/16/03 Clemson W..70-66
 2/16/03 vs. Clemson W..80-71
 3/8/03 Clemson W..72-47
 1/4/04 at Clemson W..72-41
 2/5/04 Clemson W..99-55
 2/4/05 Clemson W102-61
 1/11/07 at Clemson W100-65
 2/7/08 Clemson W..79-47
 3/7/08 vs. Clemson W..97-77
 1/8/09 at Clemson W..83-74
 vs. Clemson W..74-55
 3/6/09 Clemson W..79-61
 1/22/10 at Clemson W..60-47
 2/10/11 vs. Clemson W..78-64
 3/3/11 Clemson L..47-52
 1/12/12 vs. Clemson W..90-51
 3/1/12 at Clemson W..65-58
 12/30/12 Clemson W..78-55
 1/16/14 at Clemson W..78-56
 1/18/15 Clemson W..72-56
 1/3/16 at Clemson L..67-68
 2/5/17 Clemson W..59-52
 1/11/18 Clemson W..70-64
 2/10/19

2/2/20 Clemson W..86-72
 2/18/21 at Clemson W..77-64
 1/2/22 Clemson W..81-62
 1/29/23 at Clemson W..69-58
 3/2/23 vs. Clemson W..68-58
 12/31/23 Clemson W..82-76
 2/9/25 at Clemson W..52-51

COASTAL CAROLINA

UNC leads..... 16-0
 In Chapel Hill 12-0
 In Conway 3-0
 Neutral Site..... 1-0

11/25/89 Coastal Carolina W102-63
 1/3/93 at Coastal Carolina W..83-35
 12/8/93 Coastal Carolina W102-53
 12/19/95 Coastal Carolina W..95-52
 1/30/98 Coastal Carolina W..74-45
 2/14/01 Coastal Carolina W..72-54
 2/24/03 Coastal Carolina W..80-48
 12/12/04 Coastal Carolina W..94-52
 12/17/05 Coastal Carolina W..98-41
 12/18/06 vs. Coastal Carolina W..87-48
 12/17/07 at Coastal Carolina W..82-58
 12/13/08 Coastal Carolina W..95-44
 11/18/09 Coastal Carolina W..88-49
 11/19/10 Coastal Carolina W..93-37
 12/16/12 at Coastal Carolina W..75-49
 11/21/13 Coastal Carolina W106-52

COLLEGE OF CHARLESTON

UNC leads..... 12-1
 In Chapel Hill 8-0
 In Charleston 1-1
 Neutral Site..... 3-0

1/9/76 Charleston W..79-73
 1/14/77 at Charleston L..48-70
 12/21/78 Charleston W..79-69
 2/12/90 Charleston W104-66
 1/5/91 vs. Charleston W..72-55
 12/31/91 at Charleston W..96-36
 12/20/92 Charleston W..99-56
 12/18/93 Charleston W102-42
 12/20/94 vs. Charleston W..81-36
 12/31/05 vs. Charleston W101-48
 11/27/07 Charleston W102-58
 11/23/09 Charleston W..88-57
 12/28/10 Charleston W..75-49

COLORADO

UNC trails..... 1-2
 In Chapel Hill 1-0
 In Boulder 0-1
 Neutral Site..... 0-1

3/24/03 vs. Colorado L..67-86
 11/12/17 Colorado W OT87-80
 11/18/18 at Colorado L..74-86

COPPIN STATE

UNC leads..... 5-0
 In Chapel Hill 5-0

3/20/05 vs. Coppin State W..97-62
 11/16/07 Coppin State W..92-63
 11/24/13 Coppin State W..91-51
 12/28/16 Coppin State W..90-55
 12/8/24 Coppin State W..72-46

CHARLESTON SOUTHERN

UNC leads..... 12-0

CAROLINA

In Chapel Hill11-0
 In Charleston1-0

12/8/89 Charleston Southern W.102-58
 12/10/90 Charleston Southern W...79-41
 1/2/92 at Charleston Southern..... W.96-36
 12/1/92 Charleston Southern W..80-41
 12/29/02 Charleston Southern W.84-49
 11/23/04 Charleston Southern W.88-33
 12/1/05 Charleston Southern W.92-38
 11/29/09 Charleston Southern W..76-67
 12/14/13 Charleston Southern W.100-49
 11/22/16 Charleston Southern..... W...93-77
 11/15/19 Charleston Southern..... W...85-54
 11/4/24 Charleston Southern..... W...83-53

CONNECTICUT

UNC trails 5-9
 In Chapel Hill 2-3
 In Storrs1-3
 Neutral Site..... 2-3

1/12/80 Connecticut W..84-51
 3/26/94 vs. Connecticut W..81-69
 12/2/95 vs. Connecticut L...62-77
 11/15/01 at Connecticut L...74-79
 11/21/04 vs. Connecticut W..71-65
 12/5/05 at Connecticut W..77-54
 1/15/07 Connecticut W..82-76
 1/21/08 at Connecticut L...71-82
 1/19/08 Connecticut L..58-88
 1/9/10 at Connecticut L...47-88
 1/17/10 Connecticut L...57-83
 1/16/12 at Connecticut L..35-86
 12/10/23 vs. Connecticut L...64-76
 11/15/24 vs. Connecticut L..58-69

DAVIDSON

UNC leads 5-0
 In Chapel Hill 4-0
 In Davidson.....1-0

1/23/75 at Davidson..... W..80-31
 11/22/02 Davidson W.68-46
 11/18/05 Davidson W.86-48
 11/9/12 Davidson W..70-59
 11/12/23 Davidson W..74-70

DELAWARE

UNC trails0-1
 Neutral Site.....0-1

3/26/13 vs. Delaware..... L...69-78

DELAWARE STATE

UNC leads 2-0
 In Chapel Hill 2-0

11/20/84 Delaware State W.100-50
 12/28/06 Delaware State..... W...87-40

DEPAUL

UNC leads1-0
 Neutral Site.....1-0

11/29/02 vs. DePaul..... W.82-66

DISTRICT OF COLUMBIA

UNC leads1-0
 In Chapel Hill1-0

1/21/84 District of Columbia..... W.60-54

DUKE

UNC leads.....56-55
 In Chapel Hill 32-16
 In Durham.....17-30
 Neutral Site.....7-9

1/13/76 Duke W.85-54
 1/24/78 Duke W..87-68
 2/24/78 at Duke..... W..80-72
 12/7/78 at Duke..... W.82-65
 2/20/79 Duke W.69-54
 12/6/79 Duke W..91-58
 2/8/80 vs. Duke..... W.85-63
 2/14/80 at Duke..... L...61-66
 2/22/80 vs. Duke..... W.83-59
 1/29/81 at Duke..... W..77-65
 2/18/81 Duke W..77-47
 12/3/81 at Duke..... W..73-47
 1/19/82 Duke W.93-59
 1/11/83 at Duke..... W.84-68
 2/17/83 Duke W.82-65
 1/11/84 Duke W..72-63
 2/16/84 at Duke..... L...67-80
 1/8/85 at Duke..... L..62-63
 2/12/85 Duke W.88-68
 1/7/86 at Duke..... L...78-79
 2/12/86 Duke L..79-86
 1/7/87 Duke W..76-68
 2/23/87 at Duke..... W..83-67
 1/27/88 at Duke..... W.66-65
 2/20/88 Duke W.68-64
 1/10/89 Duke W.93-92
 2/15/89 at Duke..... L...72-74
 1/20/90 at Duke..... L..88-90
 2/21/90 Duke W.58-56
 1/15/91 at Duke..... L...72-78
 2/19/91 Duke L..54-59
 1/15/92 Duke W.58-54
 2/12/92 at Duke..... W.69-64
 1/19/93 Duke W.66-54
 2/23/93 at Duke..... W.84-63
 1/19/94 at Duke..... W.79-68
 2/22/94 Duke W.70-58
 1/25/95 at Duke..... L...72-74
 2/25/95 Duke W..82-57
 3/5/95 vs. Duke..... W.95-70
 1/24/96 Duke L..86-86
 2/23/96 at Duke..... L...58-61
 1/18/97 at Duke..... W..87-73
 2/21/97 Duke W...81-61
 3/1/97 vs. Duke..... W.66-55
 1/12/98 Duke W..83-74
 2/12/98 at Duke..... L..70-83
 2/28/98 vs. Duke..... W.56-52
 1/22/99 Duke L...71-94
 2/21/99 at Duke..... L..78-88
 1/27/00 at Duke..... L 58-101
 2/27/00 Duke W..73-64
 3/6/00 vs. Duke..... L...76-79
 1/25/01 Duke L OT.85-92
 2/2/01 at Duke..... L...62-67
 1/24/02 at Duke..... L 82-102
 2/24/02 Duke L...75-90
 3/4/02 vs. Duke..... L..80-87
 1/20/03 Duke..... L OT.67-78
 2/20/03 at Duke..... L...63-97
 3/10/03 vs. Duke..... L...59-77
 1/1/04 at Duke..... L...57-79
 2/14/04 Duke..... L...79-89
 3/8/04 vs. Duke..... L...47-63
 1/24/05 Duke..... W...56-51

2/27/05 at Duke..... W...77-68
 3/7/05 vs. Duke..... W...88-67
 1/29/06 at Duke..... W..74-70
 2/25/06 Duke W..77-65
 2/8/07 Duke L..53-64
 2/25/07 at Duke..... L...62-67
 2/4/08 at Duke..... W..93-76
 3/2/08 Duke W..82-51
 3/9/08 vs. Duke..... W..86-73
 2/9/09 Duke W..75-60
 3/1/09 at Duke..... L OT.79-81
 2/8/10 at Duke..... L...51-79
 2/28/10 Duke..... W..64-54
 2/7/11 Duke..... W..62-60
 2/27/11 at Duke..... L...58-66
 3/6/11 vs. Duke..... L...66-81
 2/6/12 at Duke..... L...56-96
 2/26/12 Duke..... L...63-69
 2/3/13 Duke..... L...63-84
 3/3/13 at Duke..... L...58-65
 3/10/13 vs. Duke..... L...73-92
 2/10/14 at Duke..... W..89-78
 3/2/14 Duke..... W..64-60
 3/8/14 vs. Duke..... L...61-66
 1/25/15 Duke..... L...67-74
 3/1/15 at Duke..... L...80-81
 1/24/16 at Duke..... L...55-71
 2/28/16 Duke..... L...57-93
 1/12/17 at Duke..... L...58-70
 2/26/17 Duke..... L...71-95
 1/21/18 Duke..... W OT.92-86
 2/25/18 at Duke..... L...54-70
 2/7/19 Duke L..69-84
 3/3/19 at Duke..... L..44-62
 2/6/20 at Duke..... L...61-71
 3/1/20 Duke L...54-73
 1/27/22 at Duke..... W..78-62
 2/27/22 Duke W..74-46
 1/19/23 Duke W..61-56
 2/26/23 at Duke..... W..45-41
 3/3/23 vs. Duke..... L..40-44
 2/11/24 at Duke..... L OT.60-68
 3/3/24 Duke W.63-59
 1/9/25 Duke W OT.53-46
 2/27/25 at Duke..... L..53-68
 3/28/25 vs. Duke..... L...38-47

DUQUENSE

UNC leads..... 2-0
 In Chapel Hill 2-0

12/5/92 at Duquesne..... W..81-65
 11/11/12 Duquesne W.62-58

EAST CAROLINA

UNC leads.....18-9
 In Chapel Hill 9-4
 In Greenville..... 4-3
 Neutral Site..... 5-2

1/18/75 East Carolina W.69-50
 2/18/75 at East Carolina..... W..74-70
 1/18/76 East Carolina W..69-51
 3/4/76 East Carolina W..86-67
 1/11/77 East Carolina W..81-64
 2/15/77 at East Carolina..... L...67-68
 2/26/77 vs. East Carolina..... L...74-76
 2/2/78 East Carolina W..72-64
 2/18/78 at East Carolina..... W..67-64
 3/3/78 vs. East Carolina..... L..80-82
 3/10/78 East Carolina L...72-73
 1/17/79 at East Carolina..... W..78-73



CAROLINA

2/6/79	East Carolina	L...	71-78
2/23/79	vs. East Carolina	W ⁹¹⁻⁹⁰ OT	
1/16/80	at East Carolina	L...	68-71
2/5/80	East Carolina	W...	85-71
1/13/81	East Carolina	L...	75-87
2/5/81	at East Carolina	W...	77-74
3/3/81	East Carolina	W.	89-83
1/12/82	East Carolina	L...	66-71
3/3/82	at East Carolina	L...	72-92
12/31/83	vs. East Carolina	W..	77-49
11/24/84	vs. East Carolina	W.	77-65
12/10/94	East Carolina	W.	92-36
11/23/99	East Carolina	W.	66-49
12/20/11	vs. East Carolina	W..	65-61
12/28/12	vs. East Carolina	W..	76-67

EASTERN KENTUCKY

UNC trails	0-2
In Richmond	0-1
Neutral Site	0-1

1/28/77	at Eastern Kentucky	L...	58-72
11/16/79	vs. Eastern Kentucky	L...	57-62

EAST TENNESSEE STATE

UNC leads	15-0
In Chapel Hill	14-0
Neutral Site	1-0

12/8/79	ETSU	W.	64-54
12/4/82	ETSU	W.	78-66
12/10/83	ETSU	W.	62-54
12/3/88	ETSU	W.	83-58
12/21/94	vs. ETSU	W	106-72
11/30/96	ETSU	W.	97-56
11/26/99	ETSU	W.	82-55
11/27/00	ETSU	W.	84-63
11/24/02	ETSU	W	106-40
11/10/06	ETSU	W.	96-35
12/31/09	ETSU	W	104-65
12/8/10	ETSU	W.	87-47
12/11/11	ETSU	W.	93-77
12/28/12	ETSU	W.	85-41
1/2/15	ETSU	W.	95-62

ELON

UNC leads	12-1
In Chapel Hill	10
In Elon	1-1
Neutral Site	1-0

1/17/75	Elon	W.	70-68
2/21/75	at Elon	L...	71-83
1/17/76	Elon	W.	89-72
12/28/00	Elon	W.	77-58
12/17/02	Elon	W.	83-50
11/19/04	Elon	W.	84-40
11/17/06	Elon	W.	90-36
11/13/07	Elon	W.	98-53
12/21/14	vs. Elon	W.	85-67
12/4/17	Elon	W.	78-73
11/6/18	at Elon	W	100-69
11/22/19	Elon	W.	76-46
11/18/23	Elon	W.	68-39

EVANSVILLE

UNC leads	1-0
In Chapel Hill	1-0

11/11/01	Evansville	W.	89-69
----------	------------	----	-------

FAIRLEIGH DICKINSON

UNC leads	2-0
In Chapel Hill	2-0

1/9/84	Fairleigh Dickinson	W..	76-69
11/20/15	Fairleigh Dickinson	W.	64-46

FLORIDA A&M

UNC leads	1-0
In Chapel Hill	1-0

11/17/15	Florida A&M	W.	94-58
----------	-------------	----	-------

FLORIDA

UNC leads	4-1
Neutral Site	4-1

11/21/80	vs. Florida	W..	84-71
11/26/82	vs. Florida	W OT	97-97
11/27/94	vs. Florida	W.	79-72
11/23/97	vs. Florida	L.	48-68
12/18/24	vs. Florida	W.	77-57

FLORIDA GULF COAST

UNC trails	0-1
Neutral Site	0-1

11/26/23	vs. FGCU	L.	64-65
----------	----------	----	-------

FLORIDA INTERNATIONAL

UNC leads	1-0
In Chapel Hill	1-0

3/15/98	FIU	W..	85-72
---------	-----	-----	-------

FLORIDA STATE

UNC leads	33-19
In Chapel Hill	16-8
In Tallahassee	14-9
Neutral Site	3-2

1/5/82	vs. Florida State	L...	68-77
11/27/83	vs. Florida State	L...	74-75
12/18/87	Florida State	W.	82-79
1/25/92	at Florida State	L...	61-70
2/10/92	Florida State	W.	69-52
3/7/92	vs. Florida State	W..	81-69
1/10/93	Florida State	L.	66-85
1/21/93	at Florida State	W.	73-60
12/11/93	Florida State	W	102-61
2/3/95	Florida State	W.	92-47
1/3/96	Florida State	W..	67-59
2/9/96	at Florida State	L...	64-73
1/8/97	at Florida State	W.	88-63
2/14/97	Florida State	W.	82-56
1/4/98	Florida State	W.	103-77
2/4/98	at Florida State	W...	75-58
12/5/98	at Florida State	W OT	112-101
1/28/98	Florida State	W...	87-76
1/20/00	Florida State	W..	77-67
2/22/00	at Florida State	W.	78-74
1/18/01	at Florida State	W..	75-62
2/18/01	Florida State	L OT	78-80
1/2/02	at Florida State	W...	93-81
2/4/02	Florida State	W.	93-63
1/12/03	at Florida State	W.	74-53
2/13/03	Florida State	W.	72-56
2/1/04	Florida State	W.	66-60
2/26/04	at Florida State	W...	71-58
1/20/05	at Florida State	L OT	73-79
1/22/06	Florida State	W.	68-51
2/12/07	at Florida State	W.	80-59
2/17/08	Florida State	W...	97-77

2/13/09	at Florida State	L...	70-77
2/1/10	Florida State	L...	73-84
2/2/11	at Florida State	W.	84-75
3/4/11	vs. Florida State	W.	78-65
2/15/12	at Florida State	W.	71-66
1/31/13	Florida State	W.	72-62
2/17/13	at Florida State	L.	73-80
1/12/14	at Florida State	W.	65-61
2/12/15	Florida State	W.	71-63
2/14/16	at Florida State	L.	63-94
1/5/17	Florida State	L...	77-90
12/31/17	at Florida State	L.	65-103
1/6/19	Florida State	L...	63-64
1/12/20	at Florida State	L...	64-78
2/4/21	Florida State	L...	51-61
2/20/22	at Florida State	W.	64-49
12/29/22	Florida State	L...	71-78
1/11/24	at Florida State	L...	62-70
1/26/25	Florida State	L.	84-86
3/7/25	vs. Florida State	W.	60-56

FORDHAM

UNC leads	3-0
In Chapel Hill	2-0
Neutral Site	1-0

12/9/89	Fordham	W..	85-61
11/25/90	vs. Fordham	W.	78-69
11/21/98	Fordham	W.	82-50

FRESNO STATE

UNC leads	1-0
Neutral Site	1-0

3/19/11	vs. Fresno State	W.	82-68
---------	------------------	----	-------

FURMAN

UNC leads	5-0
In Chapel Hill	5-0

12/6/89	Furman	W.	85-79
12/9/92	Furman	W.	94-76
12/7/97	Furman	W.	91-65
11/25/07	Furman	W.	77-36
12/10/17	Furman	W.	84-56

GARDNER-WEBB

UNC leads	4-1
In Chapel Hill	3-1
In Boiling Springs	1-0

12/13/08	Gardner-Webb	W.	81-65
12/31/09	at Gardner-Webb	W.	83-62
11/12/11	Gardner Webb	W.	109-44
11/13/15	Gardner Webb	L.	65-66
11/8/23	Gardner Webb	W	102-49

GEORGE MASON

UNC leads	3-0
In Chapel Hill	3-0

2/11/95	George Mason	W.	84-47
12/29/98	George Mason	W	100-62
11/9/01	George Mason	W.	77-59

GEORGETOWN

UNC leads	2-0
In Chapel Hill	1-0
Neutral Site	1-0

12/29/95	vs. Georgetown	W.	82-61
11/14/12	Georgetown	W.	63-48

CAROLINA

GEORGE WASHINGTON

UNC leads.....	3-1
In Chapel Hill.....	1-0
Neutral Site.....	2-1
12/20/84 George Washington.....	W.69-48
3/22/97 vs. George Washington....	L..44-46
3/22/05 vs. George Washington....	W...71-47
3/25/07 vs. George Washington....	W.70-56

GEORGIA

UNC trails.....	1-5
In Athens.....	0-1
Neutral Site.....	1-4
3/19/83 at Georgia.....	L...70-72
12/27/85 vs. Georgia.....	L...70-87
12/29/89 vs. Georgia.....	L..69-83
2/4/96 vs. Georgia.....	L...75-80
3/25/00 vs. Georgia.....	L...57-83
3/25/08 vs. Georgia.....	W.80-66

GEORGIA SOUTHERN

UNC leads.....	3-0
In Chapel Hill.....	1-0
Neutral Site.....	2-0
3/16/94 vs. Georgia Southern.....	W..101-53
12/18/96 vs. Georgia Southern.....	W...93-63
12/7/99 Georgia Southern.....	W..74-55

GEORGIA STATE

UNC leads.....	6-1
In Chapel Hill.....	2-0
In Atlanta.....	1-1
Neutral Site.....	3-0
1/8/79 at Georgia State.....	L..64-69
1/11/79 vs. Georgia State.....	W.59-38
1/16/82 vs. Georgia State.....	W..91-63
12/20/87 Georgia State.....	W..90-87
1/4/90 at Georgia State.....	W..76-74
12/19/04 vs. Georgia State.....	W.79-44
11/19/07 Georgia State.....	W.99-64

GEORGIA TECH

UNC leads.....	62-22
In Chapel Hill.....	29-9
In Atlanta.....	24-12
Neutral Site.....	9-1
1/9/80 at Georgia Tech.....	W..93-61
1/24/81 Georgia Tech.....	W..82-75
11/28/81 Georgia Tech.....	W..81-58
1/23/82 at Georgia Tech.....	W.68-64
1/6/83 vs. Georgia Tech.....	W.99-58
1/29/83 vs. Georgia Tech.....	W.96-58
3/4/83 vs. Georgia Tech.....	W.85-80
1/28/84 Georgia Tech.....	W..81-73
2/20/84 at Georgia Tech.....	W..95-75
1/19/85 at Georgia Tech.....	W.88-68
1/27/85 Georgia Tech.....	W..81-50
1/27/86 Georgia Tech.....	W.88-65
2/22/86 at Georgia Tech.....	WOT.92-81
1/2/87 at Georgia Tech.....	W..80-75
1/24/87 Georgia Tech.....	W..86-81
2/28/87 vs. Georgia Tech.....	W.64-54
1/17/88 Georgia Tech.....	W..82-75
2/13/88 at Georgia Tech.....	L...74-76
1/14/89 at Georgia Tech.....	L...81-87
1/29/89 Georgia Tech.....	L...89-97
1/11/90 Georgia Tech.....	L...73-90
2/10/90 at Georgia Tech.....	W...81-77

1/9/91 at Georgia Tech.....	L.86-101
2/22/91 Georgia Tech.....	L..63-83
1/5/92 Georgia Tech.....	W.83-69
2/29/92 at Georgia Tech.....	W..73-70
1/5/93 at Georgia Tech.....	L...63-73
1/31/93 Georgia Tech.....	W OT72-68
1/16/94 Georgia Tech.....	W...87-51
2/12/94 at Georgia Tech.....	W..89-79
3/5/94 vs. Georgia Tech.....	W..78-55
1/7/95 Georgia Tech.....	W..74-62
2/8/95 at Georgia Tech.....	W.84-62
1/6/96 at Georgia Tech.....	W..78-74
2/7/96 Georgia Tech.....	W..88-72
11/11/97 Georgia Tech.....	W.80-53
1/30/97 at Georgia Tech.....	W..80-77
1/8/98 at Georgia Tech.....	W.69-48
2/8/98 Georgia Tech.....	W.85-58
12/3/98 Georgia Tech.....	W.85-68
1/24/99 at Georgia Tech.....	L...84-91
2/27/99 vs. Georgia Tech.....	W...87-71
1/13/00 at Georgia Tech.....	L..44-55
2/13/00 Georgia Tech.....	W.85-62
1/2/01 Georgia Tech.....	L...75-82
2/1/01 at Georgia Tech.....	W.85-63
3/2/01 vs. Georgia Tech.....	W.79-64
1/17/02 Georgia Tech.....	L...62-81
2/17/02 at Georgia Tech.....	W.71-62
1/2/03 at Georgia Tech.....	W..72-67
2/2/03 Georgia Tech.....	W..76-64
1/22/04 Georgia Tech.....	W.63-56
2/23/04 at Georgia Tech.....	W.58-46
1/30/05 at Georgia Tech.....	W..55-41
1/18/06 Georgia Tech.....	W.85-56
2/5/06 at Georgia Tech.....	W..75-56
1/2/07 at Georgia Tech.....	W..69-57
1/18/07 Georgia Tech.....	W..78-31
1/5/08 Georgia Tech.....	W..99-78
2/10/08 at Georgia Tech.....	W..75-61
1/22/09 at Georgia Tech.....	L..62-66
2/15/09 Georgia Tech.....	W.73-50
1/6/10 Georgia Tech.....	W..89-78
2/26/10 Georgia Tech.....	L...57-64
1/6/11 at Georgia Tech.....	L...70-71
2/24/11 Georgia Tech.....	L...57-64
2/12/12 Georgia Tech.....	L..54-56
3/2/12 vs. Georgia Tech.....	L..53-54
1/13/13 Georgia Tech.....	W.79-58
2/10/13 at Georgia Tech.....	W.60-58
2/6/14 at Georgia Tech.....	L...91-94
1/11/15 Georgia Tech.....	W..96-81
3/5/15 vs. Georgia Tech.....	W.84-64
1/14/16 at Georgia Tech.....	L..73-80
2/16/17 Georgia Tech.....	W.89-88
2/15/18 at Georgia Tech.....	L...61-79
1/31/19 Georgia Tech.....	W..91-90
3/7/19 vs. Georgia Tech.....	W..80-73
1/23/20 at Georgia Tech.....	W OT67-60
2/25/21 Georgia Tech.....	W.84-59
1/23/22 at Georgia Tech.....	L..38-55
1/22/23 Georgia Tech.....	W..70-57
1/18/24 at Georgia Tech.....	W..73-68
12/15/24 Georgia Tech.....	L...76-82

GONZAGA

UNC leads.....	2-1
Neutral Site.....	2-1
1/5/02 vs. Gonzaga.....	W101-63
3/20/10 vs. Gonzaga.....	L...76-82
11/29/15 vs. Gonzaga.....	W..67-62

GRAMBLING STATE

UNC leads.....	1-0
Neutral Site.....	1-0
12/19/17 vs. Grambling state.....	W.79-63

HAMPTON

UNC leads.....	2-1
In Chapel Hill.....	2-1
12/31/98 Hampton.....	W.93-50
11/10/17 Hampton.....	L..66-70
11/15/23 Hampton.....	W..62-32

HARTFORD

UNC leads.....	1-0
In Chapel Hill.....	1-0
12/1/17 Hartford.....	W..90-70

HARVARD

UNC leads.....	2-0
Neutral Site.....	2-0
3/14/97 vs. Harvard.....	W..78-53
3/16/02 vs. Harvard.....	W.85-58

HAWAII

UNC leads.....	5-1
In Honolulu.....	5-1
11/27/88 at Hawaii.....	L...61-76
11/26/94 at Hawaii.....	W..83-51
11/29/98 at Hawaii.....	W..75-72
12/1/02 at Hawaii.....	W..61-50
11/28/10 at Hawaii.....	W..91-57
11/30/14 at Hawaii.....	W..74-65

HIGH POINT

UNC leads.....	3-2
In Chapel Hill.....	2-2
In High Point.....	1-0
2/4/75 at High Point.....	W.64-33
12/23/76 High Point.....	L...72-74
12/21/77 High Point.....	L...71-86
12/21/13 High Point.....	W.103-71
11/29/20 High Point.....	W..95-70

HOFSTRA

UNC leads.....	1-0
In Chapel Hill.....	1-0
11/23/03 Hofstra.....	W.92-45

HOLY CROSS

Series tied.....	1-1
In Chapel Hill.....	0-1
In Worcester.....	1-0
1/2/91 Holy Cross.....	L...77-81
12/17/98 at Holy Cross.....	W.89-66

HOWARD

UNC leads.....	6-0
In Chapel Hill.....	3-0
Neutral Site.....	3-0
11/26/83 vs. Howard.....	W.78-64
12/14/96 Howard.....	W.96-49
3/13/98 vs. Howard.....	W...91-71
11/23/01 vs. Howard.....	W.117-57
11/14/14 Howard.....	W.83-49
12/28/18 Howard.....	W.85-63



CAROLINA

ILLINOIS

UNC leads..... 6-0
In Chapel Hill.....1-0
Neutral Site..... 5-0

11/26/88 vs. Illinois..... W..94-72
3/21/98 vs. Illinois..... W..80-74
12/20/08 vs. Illinois..... W.68-59
11/27/10 vs. Illinois..... W..87-58
11/30/13 vs. Illinois..... W..87-51
12/5/19 Illinois..... W.85-60

ILLINOIS STATE

Series tied..... 1-1
In Chapel Hill.....0-1
Neutral Site.....1-0

3/20/80 vs. Illinois State..... W..84-73
1/6/81 Illinois State..... L..72-92

INDIANA

UNC leads.....3-1
In Chapel Hill.....1-0
In Bloomington.....0-1
Neutral Site..... 2-0

1/20/78 vs. Indiana..... W.76-58
12/4/88 Indiana..... W.80-75
12/1/22 at Indiana..... L..63-87
11/25/24 vs. Indiana..... W.69-39

IONA

UNC leads.....1-0
In Chapel Hill.....1-0

11/21/15 Iona..... W.64-52

IOWA

Series tied..... 2-2
In Chapel Hill.....1-0
In Iowa City.....1-0
Neutral Site..... 0-2

12/30/89 vs. Iowa..... L 81-106
12/21/95 vs. Iowa..... L..64-73
12/2/10 Iowa..... W..79-67
11/18/12 at Iowa..... W..77-64

IOWA STATE

UNC leads.....2-1
In Chapel Hill..... 2-0
In Ames.....0-1

12/5/87 Iowa State..... W.69-66
1/23/00 at Iowa State..... L..67-79
11/27/22 Iowa State..... W..73-64

JACKSON STATE

UNC leads.....1-0
In Chapel Hill.....1-0

11/9/22 Jackson State..... W..91-59

JACKSONVILLE

UNC leads.....1-0
Neutral Site.....1-0

12/20/16 vs. Jacksonville..... W..87-57

JAMES MADISON

UNC leads.....4-1
In Chapel Hill.....2-1
In Harrisonburg..... 2-0

2/12/77 James Madison..... L67-69 OT
11/23/80 at James Madison..... W..100-59
1/2/14 James Madison..... W..74-71
12/5/21 James Madison..... W..93-47
11/20/22 at James Madison..... W..76-65

JOHN F. KENNEDY

UNC leads.....0-1
In Chapel Hill.....0-1

3/15/75 John F. Kennedy..... L..67-69

KANSAS

UNC leads.....1-0
Neutral Site.....1-0

11/15/98 vs. Kansas..... W.76-58

KANSAS STATE

UNC leads.....0-1
Neutral Site.....0-1

11/25/23 vs. Kansas State..... L..56-63

KENNESAW STATE

UNC leads.....4-0
In Chapel Hill.....4-0

11/17/08 Kennesaw State..... W.102-68
12/29/09 Kennesaw State..... W..89-44
3/13/11 Kennesaw State..... W..98-52
11/27/11 Kennesaw State..... W..76-62

KENT STATE

UNC leads.....2-0
In Chapel Hill.....2-0

12/4/83 Kent State..... W..91-54
11/9/18 Kent State..... W.73-60

KENTUCKY

UNC leads.....6-1
In Chapel Hill.....2-0
In Lexington.....1-0
Neutral Site.....3-1

1/7/78 vs. Kentucky..... W..73-65
12/31/93 vs. Kentucky..... W OT.80-75
11/28/01 Kentucky..... W..102-64
11/25/03 at Kentucky..... W..75-59
3/21/11 vs. Kentucky..... W..86-74
11/24/18 vs. Kentucky..... L..75-85
12/5/24 Kentucky..... W..72-53

LA SALLE

UNC leads.....1-0
In Chapel Hill.....1-0

11/24/12 La Salle..... W.85-55

LEHIGH

UNC leads.....1-0
In Chapel Hill.....1-0

1/5/02 Lehigh..... W..76-47

LENOIR RHYNE

UNC leads.....1-0
In Chapel Hill.....1-0

11/28/78 Lenoir Rhyne..... W..77-64

LIBERTY

UNC leads.....3-0
In Chapel Hill.....2-0
Neutral Site.....1-0

11/21/05 Liberty..... W..87-36
12/30/07 Liberty..... W..88-67
3/21/15 vs. Liberty..... W..71-65

LIPSCOMB

UNC leads.....2-0
In Chapel Hill.....2-0

12/28/04 Lipscomb..... W..91-45
12/7/11 Lipscomb..... W.95-53

LOUISIANA TECH

Series tied.....1-1
Neutral Site.....1-1

2/23/85 vs. Louisiana Tech..... L..59-80
4/3/94 vs. Louisiana Tech..... W.60-59

LOUISVILLE

UNC trails.....6-9
In Chapel Hill.....2-3
In Louisville.....1-5
Neutral Site.....3-1

2/24/85 vs. Louisville..... W..86-71
12/19/96 vs. Louisville..... W.72-67
3/29/08 vs. Louisville..... W.78-74
2/15/15 at Louisville..... L..66-75
3/6/15 vs. Louisville..... L OT.75-77
2/4/16 Louisville..... L..60-78
2/19/17 at Louisville..... L..57-87
2/18/18 Louisville..... L..57-67
1/3/19 at Louisville..... L..66-73
1/19/20 Louisville..... L..67-74
1/28/21 at Louisville..... L..68-79
2/17/22 Louisville..... W.66-65
2/5/23 at Louisville..... L.55-62
1/21/24 Louisville..... W.79-68
2/23/25 at Louisville..... W..79-75

LOYOLA (Md.)

UNC leads.....5-0
In Chapel Hill.....3-0
In Baltimore.....2-0

1/15/90 at Loyola (Md.)..... W.82-34
12/30/90 Loyola (Md.)..... W.74-54
1/19/92 at Loyola (Md.)..... W.84-48
12/30/92 Loyola (Md.)..... W..87-51
12/7/94 Loyola (Md.)..... W 102-72

LSU

UNC trails.....0-3
In Baton Rouge.....0-1
Neutral Site.....0-2

11/29/87 at LSU..... L..63-79
3/31/08 vs. LSU..... L..50-56
12/18/16 vs. LSU..... L..43-70

MAINE

UNC leads.....4-1
In Chapel Hill.....1-1
Neutral Site.....3-0

12/28/96 vs. Maine..... W.68-52
3/18/00 vs. Maine..... W.62-57
12/19/14 vs. Maine..... W.65-36

CAROLINA

12/31/15 Maine W. 59-58
 12/2/18 Maine L...73-85

MARSHALL

UNC leads..... 5-0
 In Chapel Hill..... 2-0
 In Huntington..... 2-0
 Neutral Site..... 1-0

2/28/76 at Marshall W. 66-50
 12/11/88 at Marshall W. 66-55
 1/2/93 vs. Marshall..... W.. 67-42
 12/7/98 Marshall..... W.. 77-46
 12/7/16 Marshall..... W.. 75-53

MARYLAND

UNC leads..... 39-37
 In Chapel Hill..... 21-10
 In College Park..... 12-18
 Neutral Site:..... 6-9

2/7/76 vs. Maryland..... W. 69-68
 3/6/25 at Maryland L.. 68-83
 1/13/78 Maryland..... L.. 79-85
 1/3/79 at Maryland L.. 82-93
 2/9/79 vs. Maryland..... L... 69-71
 1/2/80 Maryland..... W. 64-62
 2/7/81 at Maryland L... 70-75
 2/6/82 Maryland..... L... 71-84
 1/22/83 at Maryland L... 77-91
 2/5/83 Maryland..... W. 94-80
 3/5/83 vs. Maryland..... L.. 69-88
 1/7/84 Maryland..... W.. 80-79
 2/4/84 at Maryland L... 52-57
 1/5/85 at Maryland W.. 78-61
 2/2/85 Maryland..... W.. 66-61
 1/4/86 Maryland..... W.. 89-76
 2/1/86 at Maryland W. 65-59
 3/3/86 vs. Maryland..... L... 74-90
 2/21/87 Maryland..... W.. 85-74
 1/6/88 Maryland..... L 70-104
 2/6/88 at Maryland L... 66-74
 1/21/89 Maryland..... L.. 59-93
 2/18/89 at Maryland L.. 60-87
 3/4/89 vs. Maryland..... L.. 68-93
 1/13/90 at Maryland L... 52-59
 2/6/90 Maryland..... L.. 64-88
 1/19/91 at Maryland L.. 68-88
 2/16/91 Maryland..... W.. 64-61
 1/18/92 at Maryland L... 68-72
 2/8/92 Maryland..... L... 78-92
 1/23/93 Maryland..... W. 85-80
 2/20/93 at Maryland L... 52-73
 3/7/93 vs. Maryland..... L... 61-75
 1/24/94 at Maryland W.. 79-67
 2/20/94 Maryland..... W. 106-76
 1/22/95 Maryland..... W... 88-67
 2/21/95 at Maryland..... W... 86-70
 1/21/96 at Maryland..... W... 66-63
 2/21/96 Maryland..... L... 62-68
 1/5/97 at Maryland..... W... 79-69
 2/7/97 Maryland..... W... 73-63
 1/18/98 at Maryland..... L... 62-84
 2/20/98 Maryland..... W... 71-52
 1/10/99 Maryland..... W... 87-58
 2/11/99 at Maryland..... W... 78-63
 12/2/99 at Maryland..... W... 92-79
 1/30/00 Maryland..... W... 54-49
 12/9/00 Maryland..... W... 87-69
 1/28/01 at Maryland..... L... 53-55
 12/30/01 Maryland..... W... 85-58
 1/31/02 at Maryland..... W... 68-57

3/2/02 vs. Maryland..... W... 78-53
 1/27/03 at Maryland..... W... 83-82
 2/27/03 Maryland..... W... 94-77
 1/19/04 at Maryland..... W... 72-59
 2/19/04 Maryland..... W... 79-64
 1/9/05 at Maryland..... L... 77-92
 2/9/06 Maryland..... L OT. 95-98
 3/5/06 vs. Maryland..... W... 91-80
 4/2/06 vs. Maryland..... L... 70-81
 1/28/07 at Maryland W.. 84-71
 3/3/07 vs. Maryland..... W.. 78-72
 1/26/08 Maryland..... W2OT 97-86
 1/25/09 at Maryland L... 71-77
 3/7/09 vs. Maryland..... L.. 84-95
 1/17/10 Maryland..... W.. 75-64
 3/4/10 vs. Maryland..... L... 77-83
 1/23/11 at Maryland L.. 65-88
 1/8/12 Maryland..... L OT 72-78
 2/24/12 at Maryland L.. 64-84
 1/3/13 Maryland..... W. 60-57
 1/24/13 at Maryland L.. 59-85
 3/9/13 vs. Maryland..... W.. 72-65
 1/5/14 Maryland..... L... 70-79
 3/7/14 vs. Maryland..... W.. 73-70

MARYLAND-EASTERN SHORE

UNC leads..... 1-0
 In Chapel Hill..... 1-0

11/25/85 Md.-Eastern Shore..... W. 102-54

MERCER

UNC leads..... 3-1
 In Chapel Hill..... 1-1
 Neutral Site..... 2-0

12/21/22 Mercer W 100-79
 12/30/81 vs. Mercer W 2OT 94-92
 11/29/81 vs. Mercer W. 121-61
 12/28/17 Mercer L... 86-97

MIAMI (FL)

UNC leads..... 16-15
 In Chapel Hill..... 6-7
 In Coral Gables..... 6-6
 Neutral Site..... 4-2

1/17/81 vs. Miami..... W.. 75-61
 11/25/83 vs. Miami..... W.. 77-64
 12/29/86 at Miami..... W... 89-71
 2/29/88 Miami..... L... 69-75
 3/21/92 vs. Miami..... L... 72-86
 1/17/05 Miami..... W. 83-52
 3/5/05 vs. Miami..... W. 64-57
 1/9/06 at Miami..... W.. 90-57
 2/18/07 Miami..... W... 93-70
 2/21/08 at Miami..... W.. 79-61
 2/26/09 at Miami..... L... 76-70
 2/5/10 Miami..... L.. 69-80
 2/13/11 Miami..... L... 66-78
 3/5/11 vs. Miami..... W. 83-57
 1/2/12 Miami..... W. 65-63
 2/8/12 at Miami..... L... 37-61
 1/27/13 at Miami..... W. 64-62
 2/2/14 Miami..... L.. 80-83
 2/22/15 at Miami..... W. 66-65
 1/17/16 Miami..... L... 61-76
 1/26/17 at Miami..... L 88-100
 2/4/18 Miami..... L... 72-92
 1/20/19 at Miami..... L... 68-76
 1/16/20 Miami..... W. 78-58
 12/14/20 at Miami..... L... 63-67

1/10/21 Miami L.. 59-69
 2/6/22 Miami W. 85-38
 1/5/23 at Miami..... L.. 58-62
 1/25/24 Miami W.. 66-61
 3/7/24 vs. Miami..... L.. 59-60
 12/29/24 at Miami..... W. 69-60

MIAMI (OHIO)

UNC leads..... 1-0
 Neutral Site..... 1-0

11/27/97 vs. Miami (Ohio) W. 89-67

MICHIGAN

Series tied..... 1-1
 In Chapel Hill..... 1-0
 Neutral Site..... 0-1

12/4/87 Michigan W.. 88-75
 12/20/22 vs. Michigan..... L... 68-76

MICHIGAN STATE

UNC leads..... 5-1
 In Chapel Hill..... 1-0
 In East Lansing..... 0-1
 Neutral Site..... 4-0

12/15/91 Michigan State..... W. 66-53
 3/16/97 vs. Michigan State W OT. 81-71
 12/19/99 vs. Michigan State W. 82-65
 12/3/09 at Michigan State L... 66-72
 3/25/14 vs. Michigan State W. 62-53
 3/22/24 vs. Michigan State W. 59-56

MIDDLE TENNESSEE

UNC trails..... 0-1
 In Chapel Hill..... 0-1

3/21/04 Middle Tennessee..... L... 62-67

MINNESOTA

UNC leads..... 5-1
 In Chapel Hill..... 3-1
 Neutral Site..... 2-0

1/26/80 Minnesota..... L.. 78-80
 12/21/88 Minnesota..... W. 109-96
 3/18/02 vs. Minnesota..... W... 72-69
 11/25/16 vs. Minnesota..... W... 91-77
 11/29/17 Minnesota..... W... 88-83
 12/1/21 Minnesota..... W... 82-76

MISSISSIPPI COLLEGE

UNC leads..... 1-0
 In Chapel Hill..... 1-0

3/14/75 Mississippi College W.. 76-75

MISSISSIPPI STATE

Series tied..... 1-1
 Neutral Site..... 1-1

12/31/81 vs. Mississippi St. L... 65-83
 12/29/96 vs. Mississippi St. W... 76-49

MISSOURI

UNC leads..... 2-0
 Neutral Site..... 2-0

12/28/85 vs. Missouri..... W.. 87-80
 11/29/19 vs. Missouri..... W. 82-69



CAROLINA

MOREHEAD STATE

Series tied 1-1
Neutral Site..... 1-1

12/18/81 vs. Morehead State L...67-77
12/19/94 vs. Morehead State W. 92-43

MOUNT ST. MARY'S

UNC leads..... 2-0
In Chapel Hill 2-0

2/27/89 Mount St. Mary's..... W.116-92
12/2/96 Mount St. Mary's..... W.. 84-41

NAVY

UNC leads..... 2-0
In Chapel Hill 2-0

12/6/91 Navy W...97-61
11/11/19 Navy W. 80-40

N.C. A&T

UNC leads..... 4-0
In Chapel Hill 3-0
In Greensboro 1-0

12/4/94 N.C. A&T W..113-58
11/21/00 N.C. A&T W..101-33
11/9/21 N.C. A&T W...92-47
11/12/24 at N.C. A&T..... W...66-47

NC CENTRAL

UNC leads..... 8-0
In Chapel Hill 8-0

11/9/07 NC Central W.109-32
2/1/09 NC Central W...98-45
3/14/10 NC Central W..88-66
1/3/11 NC Central W...97-40
12/30/11 NC Central W...79-42
12/12/12 NC Central W...49-21
12/8/19 NC Central W...92-53
11/29/24 NC Central W..119-43

NC STATE

UNC trails 56-61
In Chapel Hill 31-19
In Raleigh 18-31
Neutral Site..... 7-10

1/13/75 at NC State W..74-47
2/13/75 NC State W.. 85-51
12/6/75 NC State W...74-61
1/26/76 at NC State..... L.. 58-68
3/5/76 NC State L...74-77
12/6/76 at NC State..... L.. 58-71
2/19/77 NC State L... 62-74
1/10/78 NC State L...59-75
2/10/78 vs. NC State L.. 58-89
2/22/78 at NC State..... L...70-92
12/5/78 NC State L... 81-87
1/24/79 at NC State..... L... 64-91
2/24/79 vs. NC State L...77-95
12/4/79 at NC State..... L.. 66-89
1/23/80 NC State L.. 68-85
2/9/80 vs. NC State L.. 63-90
2/23/80 at NC State..... L...59-81
12/6/80 NC State L...61-65
1/22/81 at NC State..... L...62-67
2/12/81 vs. NC State L...64-77
3/4/81 vs. NC State L...50-70
12/12/81 at NC State..... L... 63-71
2/16/82 NC State W..78-65

1/18/83 NC State W.68-66
2/18/83 at NC State L...82-97
1/17/84 at NC State W...71-70
2/11/84 NC State L...68-74
3/4/84 vs. NC State W...99-76
12/29/84 at NC State..... W...77-74
1/15/85 NC State W...77-74
2/9/85 at NC State..... L...63-70
3/3/85 vs. NC State L...80-81
1/16/86 at NC State W. 70-68
2/9/86 NC State..... W OT.81-79
1/13/87 NC State L...76-82
2/10/87 at NC State L...44-51
3/1/87 vs. NC State L...63-70
1/12/88 at NC State L...63-72
2/9/88 NC State..... W 2OT75-74
1/24/89 NC State L.. 69-86
2/7/89 at NC State L...72-93
1/24/90 at NC State L.. 69-85
2/18/90 NC State L 86-105
3/3/90 vs. NC State L...61-80
1/23/91 NC State L...66-79
2/12/91 at NC State L.. 70-90
1/22/92 NC State..... W OT82-77
2/5/92 at NC State L...65-71
1/27/93 NC State W...71-47
2/16/93 at NC State L.. 55-60
3/6/93 vs. NC State W...89-71
1/27/94 at NC State W..87-66
2/16/94 NC State W.. 81-54
1/18/95 NC State W.. 71-62
2/19/95 at NC State..... L 2OT86-88
3/5/95 vs. NC State W...90-71
1/17/96 at NC State L...72-76
2/18/96 NC State W..75-65
1/23/97 NC State W...77-66
2/17/97 at NC State L...77-84
1/22/98 NC State W..67-64
2/22/98 at NC State L...57-60
1/7/99 at NC State L...70-87
2/7/99 NC State L...71-79
1/3/00 NC State L...72-79
2/3/00 at NC State L...76-86
1/14/01 NC State W OT83-77
2/22/01 at NC State..... L...73-84
1/10/02 NC State L.. 63-66
2/10/02 at NC State W.. 80-71
3/3/02 vs. NC State W. 58-52
1/5/03 NC State W. 80-59
2/7/03 at NC State W. 66-63
1/8/04 at NC State W. 58-57
2/8/04 NC State L.. 54-62
3/7/04 vs. NC State W..75-64
1/14/05 at NC State W...77-75
2/20/05 NC State W OT75-72
1/15/06 at NC State..... W...65-53
2/2/06 NC State W...75-58
3/4/06 vs. NC State..... W...90-69
1/21/07 NC State W...86-65
2/16/07 at NC State..... L...65-72
3/4/07 vs. NC State..... W...60-54
1/13/08 at NC State..... W...79-70
2/25/08 NC State W...85-79
1/11/09 NC State..... W OT 75-66
2/23/09 at NC State W..74-57
1/25/10 at NC State..... W.. 81-69
2/21/10 NC State L...63-74
1/14/11 NC State W..83-76
2/21/11 at NC State L...72-88
1/22/12 at NC State W.60-50
2/19/12 NC State W.68-59

1/10/13 at NC State..... W. 70-66
2/24/13 NC State W.68-58
1/9/14 NC State W..79-70
2/16/14 at NC State..... W. 89-82
1/4/15 NC State W..72-56
1/22/15 at NC State..... W..67-63
1/31/16 at NC State..... L...49-78
2/21/16 NC State L..66-80
1/29/17 NC State W..83-70
2/23/17 at NC State..... L..60-80
1/18/18 NC State L.. 53-66
2/11/18 at NC State..... L...54-73
3/1/18 vs. NC State L...64-77
1/31/19 at NC State..... W..64-51
2/24/19 NC State L...69-74
1/9/20 NC State W.66-60
1/26/20 at NC State..... L...68-76
2/7/21 NC State W..76-69
2/21/21 at NC State..... L.. 63-82
1/6/22 at NC State..... L...45-72
1/30/22 NC State L..58-66
1/15/23 NC State W..56-47
2/16/23 at NC State L OT.66-77
2/1/24 at NC State..... L.. 59-63
2/22/24 NC State W..80-70
2/16/25 NC State W.66-65
3/8/25 vs. NC State L..55-66

NEBRASKA

Series tied 1-1
In Chapel Hill 1-0
Neutral Site..... 0-1

12/20/95 vs. Nebraska..... L...75-81
12/4/13 Nebraska..... W..75-62

NEW HAMPSHIRE

UNC leads..... 1-0
In Chapel Hill 1-0

12/29/15 New Hampshire W.65-60

NEW ORLEANS

UNC leads..... 1-0
Neutral Site..... 1-0

12/16/13 vs. New Orleans W.124-41

NIAGARA

UNC leads..... 1-0
In Chapel Hill 1-0

12/4/93 Niagara W.90-33

NORFOLK STATE

UNC leads..... 1-0
In Chapel Hill 1-0

12/21/24 Norfolk State W..90-47

NORTHEASTERN

UNC leads..... 2-0
Neutral Site..... 2-0

12/27/82 vs. Northeastern W..79-57
3/12/99 vs. Northeastern W.64-55

NORTH FLORIDA

UNC leads..... 1-0
In Chapel Hill 1-0

11/12/10 North Florida W.110-41

CAROLINA

NORTHERN KENTUCKY

UNC leads 1-0
In Chapel Hill 1-0

12/20/79 Northern Kentucky W. 65-64

NORTHWESTERN

Series tied 1-1
In Chapel Hill 0-1
Neutral Site 1-0

1/8/94 vs. Northwestern W.. 98-75
12/2/15 Northwestern L... 72-85

NORTHWESTERN STATE

UNC leads 2-0
Neutral Site 2-0

11/18/83 vs. Northwestern State W. 69-68
11/28/86 vs. Northwestern State W.. 96-79

NOTRE DAME

UNC trails 5-11
In Chapel Hill 3-3
In Notre Dame 1-5
Neutral Site 1-3

12/4/99 vs. Notre Dame L.. 86-99
12/3/00 vs. Notre Dame L... 55-78
3/20/07 vs. Notre Dame W.. 60-51
2/27/14 at Notre Dame L 75-100
1/15/15 Notre Dame L... 79-89
1/10/15 at Notre Dame L.. 54-88
1/22/17 Notre Dame L... 55-77
2/1/18 at Notre Dame L... 62-94
1/27/19 Notre Dame W.. 78-73
3/8/19 vs. Notre Dame L... 77-95
2/27/20 at Notre Dame L.. 65-83
1/24/21 Notre Dame W.. 78-73
1/16/22 at Notre Dame L... 65-70
1/8/23 Notre Dame W. 60-50
1/7/24 at Notre Dame W.. 61-57
1/5/25 Notre Dame L... 66-76

OHIO

UNC leads 1-0
Neutral Site 1-0

12/19/81 vs. Ohio W. 111-64

OHIO STATE

Series tied 5-5
In Chapel Hill 3-1
In Columbus 1-3
Neutral Site 1-1

2/27/76 at Ohio State L.. 64-80
2/5/77 Ohio State L.. 68-85
2/4/78 at Ohio State L.. 66-80
12/31/78 Ohio State W.. 76-74
12/18/80 Ohio State W.. 75-67
12/3/08 at Ohio State W.. 72-63
11/28/12 Ohio State W.. 57-54
3/23/15 vs. Ohio State W. 86-84
11/29/18 at Ohio State L... 69-76
3/20/23 vs. Ohio State L... 69-71

OLD DOMINION

UNC trails 7-12
In Chapel Hill 2-4
In Norfolk 2-5
Neutral Site 3-3

2/14/76 vs. Old Dominion W. 63-55
1/22/77 Old Dominion L.. 56-66
12/6/77 at Old Dominion L... 51-78
12/2/78 at Old Dominion L.. 76-87
3/8/79 vs. Old Dominion L... 60-81
1/30/80 Old Dominion L... 53-74
3/5/80 at Old Dominion L... 61-89
11/24/80 at Old Dominion L.. 65-99
12/5/81 Old Dominion L... 64-71
12/28/84 vs. Old Dominion L... 64-78
3/14/87 vs. Old Dominion L... 58-76
3/18/92 vs. Old Dominion W. 60-54
3/20/94 vs. Old Dominion W. 63-52
11/25/00 Old Dominion L... 77-91
12/2/01 at Old Dominion W. 95-85
12/8/02 Old Dominion W. 90-54
12/7/03 at Old Dominion L... 68-73
12/30/04 Old Dominion W.. 79-55
12/29/05 at Old Dominion W OT 88-80

OLE MISS

UNC leads 1-0
In Chapel Hill 1-0

11/24/79 Ole Miss W.. 72-69

OKLAHOMA

UNC leads 3-2
In Chapel Hill 0-1
In Norman 1-0
Neutral Site 2-1

11/28/97 vs. Oklahoma W.. 68-61
1/21/01 Oklahoma L... 77-94
11/30/02 vs. Oklahoma L.. 63-66
11/23/08 at Oklahoma W.. 80-79
12/19/23 vs. Oklahoma W.. 61-52

OKLAHOMA CITY

UNC leads 1-0
Neutral Site 1-0

11/19/83 vs. Oklahoma City W. 98-68

OKLAHOMA STATE

Series Tied 1-1
In Chapel Hill 1-0
In Stillwater 0-1

11/19/14 Oklahoma State W.. 79-77
12/14/15 at Oklahoma State L... 67-77

OREGON

UNC leads 2-1
In Chapel Hill 0-1
In Eugene 1-0
Neutral Site 1-0

11/23/14 at Oregon W.. 76-59
11/15/15 Oregon L... 77-79
11/24/22 vs. Oregon W.. 85-79

OREGON STATE

Series tied 2-2
In Chapel Hill 1-0
Neutral Site 1-2

3/22/80 vs. Oregon State L... 62-71
11/29/08 vs. Oregon State W.. 82-78
12/16/14 Oregon State L... 55-70
3/22/25 vs. Oregon State W.. 70-49

PACIFIC

Series tied 1-1
In Chapel Hill 0-1
Neutral Site 1-0

11/28/08 vs. Pacific W. 98-62
11/25/15 Pacific L.. 63-66

PEACE COLLEGE

UNC leads 1-0
In Chapel Hill 1-0

12/22/76 Peace College W. 59-54

PENN STATE

UNC trails 2-3
In Chapel Hill 1-0
In State College 1-2
Neutral Site 0-1

1/4/81 at Penn State W.. 82-79
3/17/85 vs. Penn State L... 79-98
12/30/03 Penn State W. 73-60
12/5/04 at Penn State L... 71-77
11/30/11 at Penn State L 84-103

PFEIFFER

Series tied 1-1
In Chapel Hill 1-1

12/9/78 Pfeiffer L.. 79-83
12/23/78 Pfeiffer W.. 78-67

PITTSBURGH

UNC leads 9-6
In Chapel Hill 5-1
In Pittsburgh 3-4
Neutral Site 1-1

1/2/81 at Pitt L... 67-79
2/13/14 Pitt W. 86-50
1/8/15 at Pitt L.. 59-84
2/18/16 Pitt L... 60-76
3/2/16 vs. Pitt L OT 72-82
1/15/17 at Pitt L.. 48-68
3/1/17 vs. Pitt W.. 72-60
1/7/18 Pitt W.. 68-67
2/14/19 at Pitt L... 78-91
12/30/19 Pitt W.. 70-62
2/14/21 at Pitt W... 81-72
2/10/22 Pitt W. 64-54
1/26/23 at Pitt W.. 72-57
2/15/24 Pitt W.. 75-62
1/19/25 at Pitt W.. 75-58

PRAIRIE VIEW A&M

UNC leads 2-0
Neutral Site 2-0

3/18/07 vs. Prairie View A&M W. 95-38
11/29/14 vs. Prairie View A&M W.. 81-45

PRESBYTERIAN

UNC leads 3-0
In Chapel Hill 3-0

11/25/09 Presbyterian W.. 92-37
11/22/11 Presbyterian W.. 61-38
12/5/17 Presbyterian W.. 91-56



CAROLINA

PRINCETON

UNC trails 0-1
In Princeton 0-1

12/2/89 at Princeton L...69-71

PROVIDENCE

UNC trails 0-1
Neutral site 0-1

11/24/90 vs. Providence L105-109

PURDUE

UNC leads 4-2
In Chapel Hill 1-0
Neutral Site 3-2

4/2/94 vs. Purdue W..89-74
3/20/99 vs. Purdue L..59-82
3/26/06 vs. Purdue W..70-68
3/27/07 vs. Purdue W..84-72
11/29/07 Purdue W..90-72
3/23/09 vs. Purdue L..70-85

QUEENS COLLEGE (NY)

UNC leads 1-0
In Queens 1-0

12/28/82 at Queens College (NY) ... W.98-58

RADFORD

UNC leads 9-3
In Chapel Hill 8-1
In Radford 0-2
Neutral Site 1-0

11/29/84 at Radford L...76-82
1/13/86 Radford W..81-62
12/13/86 Radford W..65-52
12/1/87 at Radford L...81-92
1/26/89 Radford L...70-72
12/29/93 vs. Radford W115-63
11/26/96 Radford W.113-67
12/11/99 Radford W..77-58
12/8/09 Radford W..74-48
12/5/12 Radford W 64-44
11/16/17 Radford W.79-46
11/25/20 Radford W..90-61

RHODE ISLAND

UNC leads 1-0
Neutral Site 1-0

12/29/94 vs. Rhode Island W.80-68

RICE

UNC leads 2-0
Neutral Site 2-0

3/20/00 vs. Rice W.83-50
12/18/18 vs. Rice W..71-50

RICHMOND

UNC leads 3-0
In Chapel Hill 2-0
In Richmond 1-0

12/3/95 at Richmond W...77-72
12/5/99 at Richmond W.106-80
12/9/01 Richmond W...99-69

RIDER

UNC leads 1-0
In Chapel Hill 1-0

1/31/91 Rider W..78-55

ROBERT MORRIS

UNC leads 4-0
In Chapel Hill 3-0
In Pittsburgh 1-0

12/19/90 Robert Morris W.92-68
12/4/92 at Robert Morris W.54-39
12/3/94 Robert Morris W..87-50
11/17/10 Robert Morris W..76-47

RUTGERS

UNC leads 1-0
In Piscataway 1-0

12/4/14 at Rutgers W2OT96-93

SACRAMENTO STATE

UNC leads 1-0
Neutral Site 1-0

11/24/06 vs. Sacramento State W.99-38

SAN DIEGO STATE

UNC leads 1-0
In Chapel Hill 1-0

1/13/83 San Diego State W..84-74

SAVANNAH STATE

UNC leads 1-0
In Chapel Hill 1-0

12/29/11 Savannah State W...74-21

SETON HALL

UNC leads 1-0
Neutral Site 1-0

3/18/95 vs. Seton Hall W.59-45

SHAW

UNC leads 1-0
In Chapel Hill 1-0

1/24/75 Shaw W.104-44

SMU

UNC leads 1-0
In Dallas 1-0

1/16/25 at SMU W.64-33

SOUTH ALABAMA

UNC trails 0-1
In Chapel Hill 0-1

11/19/17 South Alabama L..84-85

SOUTH CAROLINA - AIKEN

UNC leads 1-0
In Chapel Hill 1-0

11/22/91 South Carolina-Aiken W..87-56

SOUTH CAROLINA

UNC trails 10-11
In Chapel Hill 2-3
In Columbia 1-2
Neutral Site 7-6

1/24/76 at South Carolina W..75-65
1/20/79 South Carolina L..60-69
2/16/80 at South Carolina L...62-94
2/9/81 South Carolina L..77-83
12/14/81 South Carolina W...72-71
12/12/87 South Carolina W...77-73
1/4/89 at South Carolina L...71-98
1/6/91 vs. South Carolina L...69-76
12/21/00 vs. South Carolina W..74-68
12/20/01 vs. South Carolina L..53-85
12/20/02 vs. South Carolina W..78-69
12/20/03 vs. South Carolina W..77-53
12/20/09 vs. South Carolina W.93-85
12/19/10 vs. South Carolina W...75-51
12/18/11 vs. South Carolina L...48-79
12/18/13 vs. South Carolina W.74-66
3/30/14 vs. South Carolina W.65-58
3/27/15 vs. South Carolina L...65-67
3/25/22 vs. South Carolina L...61-69
11/30/23 South Carolina L..58-65
3/24/24 vs. South Carolina L...41-88

SOUTH CAROLINA STATE

UNC leads 6-0
In Chapel Hill 6-0

12/30/97 South Carolina State W.106-35
12/5/03 South Carolina State W...90-51
12/16/06 South Carolina State W.92-42
12/30/16 South Carolina State W.82-49
12/3/20 South Carolina State W.98-28
11/16/22 South Carolina State W.93-25

SOUTH DAKOTA

UNC leads 1-0
In Chapel Hill 1-0

3/15/09 South Dakota W..75-69

SOUTHERN MISS

UNC leads 2-0
In Chapel Hill 2-0

12/17/82 vs. Southern Miss W.106-97
12/20/15 vs. Southern Miss W...69-62

STANFORD

UNC trails 2-3
In Stanford 1-0
Neutral Site 1-3

3/23/95 vs. Stanford L...71-81
3/26/11 vs. Stanford L...65-72
4/1/14 vs. Stanford L...65-75
11/28/14 vs. Stanford W..70-54
2/2/25 at Stanford W..69-67

STEPHEN F. AUSTIN

UNC leads 1-0
Neutral Site 1-0

3/19/22 vs. Stephen F. Austin W.79-66

STETSON

UNC leads 3-1
In Chapel Hill 2-0
In DeLand 1-1

CAROLINA

1/25/80 Stetson..... W..91-55
 12/30/88 at Stetson..... L...91-95
 11/29/91 at Stetson..... W..90-75
 12/13/92 Stetson..... W..97-42

ST. JOHN'S

UNC leads..... 6-0
 In Chapel Hill..... 1-0
 Neutral Site..... 5-0

12/29/82 vs. St. John's..... W..71-59
 3/16/84 vs. St. John's..... W OT 81-79
 11/27/98 vs. St. John's..... W..77-67
 12/20/06 vs. St. John's..... W..87-43
 12/6/09 St. John's..... W..83-73
 3/18/23 vs. St. John's..... W..61-59

ST. JOSEPH'S

UNC leads..... 1-0
 In Chapel Hill..... 1-0

12/28/86 vs. St. Joseph's..... W..78-67

ST. FRANCIS (Pa.)

UNC leads..... 1-0
 In Chapel Hill..... 1-0

11/21/03 St. Francis (Pa.)..... W.80-44

SYRACUSE

UNC trails..... 8-9
 In Chapel Hill..... 6-3
 In Syracuse..... 2-5
 Neutral Site..... 0-1

11/17/98 Syracuse..... W.85-68
 11/19/00 at Syracuse..... W..81-68
 11/18/07 Syracuse..... W...97-72
 1/30/14 Syracuse..... L...73-78
 2/5/15 at Syracuse..... L...56-61
 1/7/16 Syracuse..... W...77-73
 2/12/17 at Syracuse..... L..64-95
 3/2/17 vs. Syracuse..... L..64-83
 2/22/18 Syracuse..... L..80-86
 1/13/19 at Syracuse..... L...77-90
 2/13/20 Syracuse..... L...56-74
 12/17/20 Syracuse..... W.92-68
 1/19/21 at Syracuse..... L...76-88
 12/30/21 Syracuse..... W.79-43
 2/9/23 at Syracuse..... L...67-75
 1/4/24 Syracuse..... W...75-51
 2/20/25 at Syracuse..... W.68-58

TCU

UNC leads..... 3-0
 In Chapel Hill..... 1-0
 In Fort Worth..... 1-0
 Neutral Site..... 1-0

11/26/05 vs. TCU..... W..77-54
 11/21/21 at TCU..... W.79-46
 11/12/22 TCU..... W..75-48

TEMPLE

UNC leads..... 4-0
 In Chapel Hill..... 2-0
 In Philadelphia..... 1-0
 Neutral Site..... 1-0

12/10/84 Temple..... W OT 77-67
 12/20/85 at Temple..... W..76-67
 12/6/86 Temple..... W.94-65

11/28/19 vs. Temple..... W..71-58

TENNESSEE

UNC trails..... 3-16
 In Chapel Hill..... 2-6
 In Knoxville..... 0-7
 Neutral Site..... 1-3

3/9/78 Tennessee..... L..66-92
 2/3/79 at Tennessee..... L...57-95
 12/1/79 Tennessee..... L..55-66
 1/26/81 at Tennessee..... L...72-76
 1/30/82 Tennessee..... L...62-76
 11/24/82 at Tennessee..... L 65-108
 1/2/84 Tennessee..... L...59-75
 12/8/84 at Tennessee..... L...70-84
 1/11/86 Tennessee..... W.82-68
 1/4/87 at Tennessee..... L..68-87
 2/25/88 Tennessee..... L..65-88
 3/25/93 vs. Tennessee..... L...54-74
 3/23/98 vs. Tennessee..... L...70-76
 3/28/06 vs. Tennessee..... W..75-63
 12/3/06 Tennessee..... W..70-57
 3/1/07 vs. Tennessee..... L..50-56
 12/2/07 at Tennessee..... L..79-83
 12/2/12 at Tennessee..... L 57-102
 11/11/13 Tennessee..... L...65-81

TENNESSEE-MARTIN

UNC leads..... 4-0
 In Chapel Hill..... 3-0
 Neutral Site..... 1-0

1/7/02 UT Martin..... W..90-67
 12/3/03 UT Martin..... W 101-63
 12/2/04 UT Martin..... W.96-36
 3/23/14 vs. UT Martin..... W.60-58

TENNESSEE STATE

UNC leads..... 2-0
 In Chapel Hill..... 2-0

12/16/90 Tennessee State..... W.82-68
 12/13/98 Tennessee State..... W.95-63

TENNESSEE TECH

UNC leads..... 3-2
 In Chapel Hill..... 1-0
 In Cookeville..... 0-2
 Neutral Site..... 2-0

1/31/76 at Tennessee Tech..... L..63-111
 1/29/77 at Tennessee Tech..... L...67-90
 1/16/81 vs. Tennessee Tech..... W.63-82
 11/25/94 vs. Tennessee Tech..... W..79-52
 12/30/06 Tennessee Tech..... W.93-52

TEXAS

UNC leads..... 1-0
 In Chapel Hill..... 1-0

1/11/81 Texas..... W..75-73

TOWSON

UNC leads..... 2-0
 In Chapel Hill..... 2-0

11/27/89 Towson..... W.95-62
 11/25/95 Towson..... W..72-45

UAB

UNC trails..... 0-1
 Neutral Site..... 0-1

1/8/81 vs. UAB..... L...74-82

UCF

UNC leads..... 2-0
 In Orlando..... 1-0
 Neutral Site..... 1-0

11/28/87 at UCF..... W..99-51
 3/21/09 vs. UCF..... W.85-80

UCLA

UNC leads..... 6-4
 In Chapel Hill..... 4-1
 In Los Angeles..... 1-2
 Neutral Site..... 1-1

12/30/85 at UCLA..... L OT..71-82
 12/18/85 UCLA..... W..82-51
 12/31/87 at UCLA..... L...71-82
 12/19/88 UCLA..... W...95-71
 12/18/97 UCLA..... W OT.82-78
 11/28/98 UCLA..... L..68-86
 11/20/99 vs. UCLA..... L..65-69
 11/17/13 at UCLA..... W.78-68
 11/16/14 UCLA..... W.84-68
 11/22/18 vs. UCLA..... W.83-49

UC RIVERSIDE

UNC leads..... 1-0
 Neutral Site..... 1-0

3/18/06 vs. UC Riverside..... W...76-51

UMBC

UNC leads..... 2-0
 In Chapel Hill..... 2-0

12/3/93 UMBC..... W.90-33
 11/29/03 UMBC..... W.76-34

UNC ASHEVILLE

UNC leads..... 6-0
 In Chapel Hill..... 6-0

12/1/93 UNC Asheville..... W..92-52
 12/9/95 UNC Asheville..... W.88-54
 11/25/97 UNC Asheville..... W.90-48
 11/29/05 UNC Asheville..... W.83-43
 11/25/12 UNC Asheville..... W 102-42
 12/12/21 UNC Asheville..... W.107-47

UNC GREENSBORO

UNC leads..... 14-0
 In Chapel Hill..... 10-0
 In Greensboro..... 4-0

2/11/75 at UNCG..... W...71-57
 2/17/76 UNCG..... W.66-45
 1/20/77 at UNCG..... W..95-75
 2/1/77 UNCG..... W..74-45
 2/14/78 at UNCG..... W..76-69
 2/25/78 UNCG..... W.92-68
 1/22/79 at UNCG..... W.99-40
 2/15/79 UNCG..... W..99-57
 11/30/06 UNCG..... W 103-48
 11/16/11 UNCG..... W ...91-35
 12/14/19 UNCG..... W ..83-62
 11/28/20 UNCG..... W.96-35
 12/6/23 UNCG..... W..81-66



CAROLINA

12/11/24 UNCG W. 80-56

UNC WILMINGTON

UNC leads..... 6-0
In Chapel Hill..... 5-0
Neutral Site..... 1-0

11/19/98 UNCW W. 88-43
11/22/17 UNCW W. 86-60
12/5/18 UNCW W. 82-55
12/20/19 vs. UNCW W. 84-45
12/7/22 UNCW W. 64-42
11/7/24 UNCW W. 77-50

UNLV

UNC leads..... 4-0
In Chapel Hill..... 1-0
In Las Vegas..... 2-0
Neutral Site..... 1-0

3/15/86 vs. UNLV W. 82-76
11/28/04 at UNLV..... W. 84-76
11/22/09 at UNLV..... W. 78-68
12/12/10 UNLV W. 78-66

USC

UNC trails..... 0-4
In Chapel Hill..... 0-1
In Los Angeles..... 0-1
Neutral Site..... 0-2

3/20/86 vs. USC L. 70-84
12/27/86 vs. USC L. 72-79
1/2/88 at USC L. 69-92
12/1/88 USC..... L. 75-93

USC UPSTATE

UNC leads..... 3-0
In Chapel Hill..... 3-0

11/13/11 USC Upstate..... W. 91-34
12/16/15 USC Upstate..... W. 80-40
12/16/22 USC Upstate..... W. 89-47

USF

UNC leads..... 2-1
In Chapel Hill..... 1-0
Neutral Site..... 1-1

12/2/05 USF W. 71-47
11/24/16 vs. USF..... L. 55-83
11/23/18 vs. USF..... W. 71-69

VANDERBILT

Series tied..... 3-3
Neutral Site..... 3-3

1/9/81 vs. Vanderbilt L. 80-81
3/24/94 vs. Vanderbilt W. 73-69
3/23/02 vs. Vanderbilt L. 61-70
3/23/02 vs. Vanderbilt L. 61-70
12/20/05 vs. Vanderbilt W. 87-67
3/20/06 vs. Vanderbilt W. 89-70

VERMONT

UNC leads..... 1-0
Neutral Site..... 1-0

11/24/23 vs. Vermont..... W. 54-51

VCU

UNC leads..... 3-0
In Chapel Hill..... 2-0
Neutral Site..... 1-0

11/16/08 VCU..... W. 77-65
11/14/18 VCU..... W. 59-47
11/26/21 vs. VCU W. 72-59

VILLANOVA

UNC leads..... 3-0
In Chapel Hill..... 1-0
Neutral Site..... 2-0

2/6/02 Villanova W. 49-45
11/27/04 vs. Villanova W. 63-56
11/24/24 vs. Villanova W. 53-36

VIRGINIA

UNC leads..... 59-36
In Chapel Hill..... 29-13
In Charlottesville..... 18-20
Neutral Site..... 12-3

2/6/76 at Virginia W. 49-40
12/4/76 Virginia..... W. 60-54
2/10/77 at Virginia L. 59-71
12/20/77 Virginia..... W. 81-58
1/17/78 at Virginia W. 77-66
1/10/79 Virginia..... W. 85-56
2/8/79 vs. Virginia..... W. 86-81
1/5/80 at Virginia (OT) W. 66-65
3/21/80 vs. Virginia..... W. 68-61
11/29/80 Virginia..... W. 55-51
1/9/82 Virginia..... W. 74-65
2/3/82 at Virginia W. 62-60
1/15/83 at Virginia L. OT. 74-78
2/28/83 Virginia..... W. 88-78
1/14/84 Virginia..... W. 85-72
2/9/84 at Virginia L. 72-88
3/3/84 vs. Virginia..... W. 96-68
1/13/85 at Virginia L. OT. 62-64
2/5/85 Virginia..... W. 77-75
3/2/85 vs. Virginia..... W. 76-55
1/25/86 Virginia..... L. 79-84
2/5/86 at Virginia W. 60-58
1/10/87 at Virginia L. 63-73
1/21/87 Virginia..... L. 63-73
1/30/88 Virginia..... L. 73-81
2/17/88 at Virginia L. 57-64
1/18/89 at Virginia L. 64-92
2/1/89 Virginia50-37 L. 79-87
1/22/90 Virginia..... L. 63-81
2/15/90 at Virginia L. 46-95
1/29/91 Virginia..... L. 67-92
2/6/91 at Virginia L. 60-97
3/2/91 vs. Virginia..... L. 69-90
1/8/92 Virginia..... L. 68-83
2/26/92 at Virginia L. 52-65
3/8/92 vs. Virginia..... L. 55-74
2/3/93 Virginia..... W. 72-65
2/19/93 at Virginia L. 67-73
1/23/94 Virginia..... L. 75-77
2/9/94 at Virginia L. 74-83
3/7/94 vs. Virginia..... W. 77-60
1/30/95 at Virginia L. 64-80
2/5/95 Virginia..... L. 78-88
1/31/96 at Virginia L. 71-87
2/12/96 Virginia..... L. 70-83
1/27/97 at Virginia W. 75-71
2/23/97 Virginia..... W. 70-65
1/15/98 Virginia..... L. 30T100-105
2/15/98 at Virginia..... W. 20T. 85-84
2/27/98 vs. Virginia..... W. 76-56
1/18/99 Virginia..... W. 79-68
2/14/99 at Virginia..... W. OT82-80

2/28/99 vs. Virginia..... W. 83-70
1/6/00 at Virginia L. 68-87
2/7/00 Virginia..... W. OT66-63
3/5/00 vs. Virginia..... W. 67-63
1/11/01 Virginia..... L. 76-78
2/11/01 at Virginia L. 73-76
1/27/02 Virginia..... W. 79-64
2/21/02 at Virginia W. 78-68
1/30/03 Virginia..... W. 74-54
3/2/03 at Virginia L. 59-69
3/9/03 vs. Virginia..... W. 88-78
1/29/04 at Virginia W. 75-70
2/29/04 Virginia..... W. 70-64
3/6/04 vs. Virginia..... W. 64-45
2/7/05 at Virginia W. 76-56
2/24/05 Virginia..... W. 89-60
3/6/05 vs. Virginia..... W. 78-72
2/12/06 at Virginia W. 72-60
3/3/06 vs. Virginia..... W. 82-56
1/8/07 Virginia..... W. 96-62
2/15/08 at Virginia W. 90-82
3/8/08 vs. Virginia..... W. 80-65
1/16/08 Virginia..... W. 103-74
2/15/10 at Virginia..... L. 20T78-82
1/28/11 Virginia..... W. 64-52
1/5/12 at Virginia..... W. 20T78-73
2/3/12 Virginia..... W. 64-56
1/17/13 Virginia..... W. 71-60
2/20/14 at Virginia W. 80-74
2/26/15 Virginia..... W. 72-70
2/25/16 at Virginia L. 68-72
1/8/17 Virginia..... W. 67-58
1/15/18 at Virginia L. 70-82
2/17/19 Virginia..... W. 70-53
1/2/20 at Virginia W. 65-47
1/30/20 Virginia..... W. 78-68
1/20/22 Virginia..... W. 61-52
2/24/22 at Virginia W. 68-57
1/12/23 at Virginia W. 70-59
2/2/23 Virginia..... W. 73-62
1/14/24 Virginia..... W. 81-68
1/28/24 at Virginia L. 66-81
3/2/25 Virginia..... L. 75-78

VIRGINIA TECH

UNC leads..... 22-16
In Chapel Hill..... 12-6
In Blacksburg..... 8-8
Neutral Site..... 2-2

11/28/79 Virginia Tech..... W. 82-73
2/13/82 at Virginia Tech..... L. 74-76
2/21/83 Virginia Tech..... W. 103-84
12/30/83 vs. Virginia Tech..... W. 73-52
12/1/84 vs. Virginia Tech..... L. 73-74
12/4/85 Virginia Tech..... W. 75-73
12/19/91 Virginia Tech..... W. 66-53
12/30/94 at Virginia Tech..... W. 57-52
2/11/05 Virginia Tech..... W. 93-67
2/17/06 at Virginia Tech..... W. 84-75
1/4/07 Virginia Tech..... W. 102-68
3/2/07 vs. Virginia Tech..... W. 90-60
1/10/08 at Virginia Tech..... W. 79-59
2/5/09 Virginia Tech..... W. 93-77
1/14/10 at Virginia Tech..... L. 64-79
1/30/11 Virginia Tech..... W. 76-51
1/19/12 at Virginia Tech..... W. 56-37
1/6/13 Virginia Tech..... W. 48-45
2/22/13 at Virginia Tech..... W. 72-50
2/23/14 Virginia Tech..... L. 47-50
2/8/15 at Virginia Tech..... W. 74-52
2/11/16 Virginia Tech..... W. 71-67

CAROLINA

1/2/17	at Virginia Tech	L...68-76
2/7/18	Virginia Tech	L...74-90
1/24/19	at Virginia Tech	W..81-69
1/5/20	at Virginia Tech	L...70-76
2/9/20	Virginia Tech	L...63-72
1/14/21	Virginia Tech	L...54-66
1/31/21	at Virginia Tech	L...69-73
2/28/21	at Virginia Tech	W.68-63
1/9/22	Virginia Tech	W..71-46
2/13/22	at Virginia Tech	L...61-66
3/4/22	vs. Virginia Tech	L OT.80-87
1/1/23	at Virginia Tech	L...65-68
2/23/23	Virginia Tech	L...59-61
2/4/24	Virginia Tech	L OT..61-70
2/25/24	at Virginia Tech	L...62-74
2/13/25	Virginia Tech	W..67-62

VIRGINIA UNION

UNC leads	2-0	
In Chapel Hill	2-0	
11/29/77	Virginia Union	W..82-47
12/7/90	Virginia Union	W. 82-59

WAKE FOREST

UNC leads	68-18	
In Chapel Hill	34-4	
In Winston-Salem	26-11	
Neutral Site	8-3	
1/28/75	at Wake Forest	W..63-51
2/12/76	Wake Forest	W..89-37
2/11/77	Wake Forest	W. 92-54
1/26/78	at Wake Forest	W. 85-57
2/9/78	vs. Wake Forest	W..79-52
1/31/79	Wake Forest	W..89-46
2/22/79	vs. Wake Forest	W...96-72
1/14/80	at Wake Forest	W...101-73
2/2/81	Wake Forest	W...67-59
3/2/81	Wake Forest	W..92-63
1/28/82	at Wake Forest	W..96-93
2/18/82	Wake Forest	W..82-56
2/26/82	vs. Wake Forest	W..90-65
1/25/83	Wake Forest	W..118-81
1/24/84	at Wake Forest	W...77-71
2/22/84	Wake Forest	W...91-54
1/22/85	at Wake Forest	W...79-73
2/19/85	Wake Forest	W...91-65
3/1/85	vs. Wake Forest	W..76-64
1/18/86	Wake Forest	W..88-83
2/19/86	at Wake Forest	W...82-73
3/2/86	vs. Wake Forest	W...67-65
2/7/87	at Wake Forest	W..68-64
1/19/88	at Wake Forest	L...51-56
2/2/88	Wake Forest	L...57-74
3/5/88	vs. Wake Forest	L...53-61
2/5/89	at Wake Forest	L...70-88
2/22/89	Wake Forest	L...66-67
1/9/90	at Wake Forest	L...62-69
1/31/90	Wake Forest	W...87-75
1/12/91	Wake Forest	L...65-77
2/2/91	at Wake Forest	L...62-66
2/1/92	at Wake Forest	W...84-61
2/23/92	Wake Forest	W...90-61
1/12/93	Wake Forest	W..92-68
2/6/93	at Wake Forest	W...77-69
1/6/94	Wake Forest	W...84-44
2/6/94	at Wake Forest	W...70-62
1/9/95	Wake Forest	W...82-67
1/28/95	at Wake Forest	W..85-48
3/3/95	vs. Wake Forest	W...71-51
1/8/96	at Wake Forest	W...84-72
1/29/96	Wake Forest	W..69-68
1/14/97	Wake Forest	W..82-55

2/2/97	at Wake Forest	W...75-71
2/28/97	vs. Wake Forest	W..86-60
12/4/97	at Wake Forest	W..90-59
1/25/98	Wake Forest	W...78-53
1/2/99	at Wake Forest	W.100-75
1/31/99	Wake Forest	W..88-66
1/16/00	at Wake Forest	L...56-69
2/17/00	Wake Forest	W...75-69
1/4/01	at Wake Forest	L...71-73
2/4/01	Wake Forest	W...72-60
12/5/01	Wake Forest	W..90-68
1/21/02	at Wake Forest	L...64-65
1/9/03	Wake Forest	W..85-56
2/9/03	at Wake Forest	W...67-57
1/2/04	Wake Forest	W...90-79
1/26/04	at Wake Forest	L...67-69
1/27/05	Wake Forest	W...83-61
2/16/05	at Wake Forest	W...78-69
1/27/06	at Wake Forest	W...91-57
2/22/07	Wake Forest	W...96-47
1/31/08	at Wake Forest	W...76-55
1/29/09	Wake Forest	W..77-66
2/18/10	at Wake Forest	WOT65-69
1/20/11	Wake Forest	W...71-56
1/29/12	at Wake Forest	W...75-71
2/14/13	Wake Forest	W...76-56
1/23/14	at Wake Forest	W...83-65
3/6/14	vs. Wake Forest	W..69-65
2/19/15	Wake Forest	W..83-45
1/21/16	at Wake Forest	L...63-75
1/19/17	Wake Forest	L...77-80
1/14/18	at Wake Forest	W OT.79-76
1/17/19	Wake Forest	W...84-69
2/23/20	at Wake Forest	L OT.79-82
3/4/20	vs. Wake Forest	L...73-83
12/10/20	at Wake Forest	L...54-57
12/20/20	Wake Forest	WOT 77-74
3/4/21	vs. Wake Forest	L...71-82
2/3/22	at Wake Forest	L...78-59
2/19/23	Wake Forest	W...71-58
2/18/24	at Wake Forest	W..58-50
1/23/25	Wake Forest	W...76-51

WASHINGTON

UNC leads	2-1	
Neutral Site	2-1	
11/25/88	vs. Washington	L...60-72
12/17/17	vs. Washington	W..90-78
11/27/21	vs. Washington	W..58-37

WASHINGTON STATE

UNC leads	1-0	
Neutral Site	1-0	
11/26/10	vs. Washington State	W.93-55

WESTERN CAROLINA

UNC leads	12-1	
In Chapel Hill	12-0	
In Cullowhee	0-1	
1/18/75	Western Carolina	W.85-62
2/20/76	at Western Carolina	L...72-92
3/6/76	Western Carolina	W..62-51
2/13/79	Western Carolina	W..82-62
2/14/87	Western Carolina	W..91-49
12/17/89	Western Carolina	W.70-56
12/1/4/97	Western Carolina	W..86-31
11/20/01	Western Carolina	W100-44
12/10/06	Western Carolina	W..87-58
11/14/08	Western Carolina	W.90-56
11/21/10	Western Carolina	W.93-36
11/7/19	Western Carolina	W..92-55
12/15/23	Western Carolina	W.96-36

WESTERN ILLINOIS

UNC leads	1-0
Neutral Site	1-0

3/16/95	vs. Western Illinois	W.89-48
---------	----------------------	---------

WESTERN KENTUCKY

UNC leads	2-0
Neutral Site	2-0

12/20/97	vs. Western Kentucky	W..88-67
12/20/07	vs. Western Kentucky	W.93-60

WESTERN MICHIGAN

UNC leads	4-0
In Chapel Hill	2-0
In Kalamazoo	1-0
Neutral Site	1-0

1/3/82	vs. Western Michigan	W.90-63
1/23/03	at Western Michigan	W..79-76
12/17/03	Western Michigan	W..81-52
12/28/08	Western Michigan	W.102-55

WEST VIRGINIA

UNC leads	2-0
Neutral Site	2-0

11/17/79	vs. West Virginia	W.95-56
3/24/25	vs. West Virginia	W. 58-47

WILLIAM & MARY

UNC leads	4-0
In Chapel Hill	2-0
In Williamsburg	2-0

1/4/79	at William & Mary	W..76-61
12/2/90	at William & Mary	W. 82-63
11/26/91	William & Mary	W.89-39
11/23/06	William & Mary	W..78-37

WINTHROP

UNC leads	8-0
In Chapel Hill	5-0
In Rock Hill	3-0

2/7/75	Winthrop	W..72-58
1/23/76	at Winthrop	W..54-47
12/21/76	Winthrop	W..71-64
1/30/92	at Winthrop	W 116-58
2/1/94	Winthrop	W.85-34
12/16/00	Winthrop	W..71-48
11/24/01	at Winthrop	W.84-43
1/6/05	Winthrop	W..79-29

WINSTON-SALEM STATE

UNC leads	2-0
In Chapel Hill	2-0

11/12/06	Winston-Salem State	W.83-32
1/2/10	Winston-Salem State	W101-38

WISCONSIN

UNC leads	2-0
In Madison	1-0
Neutral Site	1-0

12/1/89	vs. Wisconsin	W..84-77
12/1/16	at Wisconsin	W..72-59

WOFFORD

UNC leads	7-0
In Chapel Hill	7-0



CAROLINA

12/13/03	Wofford	W. 94-40
12/1/04	Wofford	W.. 89-51
12/8/05	Wofford	W.. 87-50
12/6/06	Wofford	W. 95-36
12/9/07	Wofford	W102-42
11/25/08	Wofford	W. 96-42
12/11/22	Wofford	W..99-67

XAVIER

UNC leads.....	1-0	
In Chapel Hill	1-0	
11/19/08	Xavier	W..73-67

YALE

Series tied.....	1-1	
In Chapel Hill	1-1	
11/22/15	Yale	W. 70-63
12/28/19	Yale	L..63-66

CAROLINA

RECORDS AGAINST RANKED OPPONENTS

DATE	W/L	SCORE	AP	USA TODAY	OPPONENT (LOCATION)
1976-77					
1/22/77	L	56-66	18		Old Dominion (Chapel Hill, NC.)
1/29/77	L	67-90	6		at Tennessee Tech (Cookville, Tenn.)
2/19/77	L	62-74	9		NC State (Chapel Hill, N.C.)
3/6/77	L	68-83	13		at Maryland (College Park, Md.)
1977-78					
12/6/77	L	51-78	9		at Old Dominion (Norfolk, Va.)
1/10/78	L	59-75	5		NC State (Chapel Hill, N.C.)
1/13/78	L	79-85	7		Maryland (Chapel Hill, N.C.)
2/10/78	L	58-89	2		vs. NC State (Charlottesville, Va.)
2/22/78	L	70-92	3		at NC State (Raleigh, N.C.)
3/9/78	L	66-92	1		vs. Tennessee (Chapel Hill, N.C.)
1978-79					
12/2/78	L	76-87	6		at Old Dominion (Norfolk, Va.)
12/5/78	L	81-87	3		NC State (Chapel Hill, N.C.)
1/3/79	L	82-93	3		at Maryland (College Park, Md.)
1/24/79	L	64-91	8		at NC State (Raleigh, N.C.)
1/27/79	L	63-91	20		at Clemson (Clemson, S.C.)
2/3/79	L	57-95	8		at Tennessee (Knoxville, Tenn.)
2/9/79	L	69-71	7		vs. Maryland (Raleigh, N.C.)
2/24/79	L	77-95	9		NC State (Chapel Hill, N.C.)
3/8/79	L	60-81	1		vs. Old Dominion (Knoxville, Tenn.)
1979-80					
12/1/79	L	55-66	1		Tennessee (Chapel Hill, N.C.)
12/4/79	L	66-89	4		at NC State (Raleigh, N.C.)
12/21/79	W	100-79	20		Mercer (Chapel Hill, N.C.)
1/2/80	W	64-62	7		Maryland (Chapel Hill, N.C.)
1/23/80	L	68-85	10		NC State (Chapel Hill, N.C.)
1/30/80	L	53-74	1		Old Dominion (Chapel Hill, N.C.)
2/9/80	L	63-90	9		vs. NC State (College Park, Md.)
2/16/80	L	62-94	5		at South Carolina (Columbia, S.C.)
2/23/80	L	59-81	8		at NC State (Raleigh, N.C.)
3/5/80	L	61-89	1		at Old Dominion (Norfolk, Va.)
1980-81					
12/3/80	L	70-85	19		at Clemson (Clemson, S.C.)
12/6/80	L	61-65	10		NC State (Chapel Hill, N.C.)
1/11/81	W	75-73	8		Texas (Chapel Hill, N.C.)
1/22/81	L	62-67	12		at NC State (Raleigh, N.C.)
1/26/81	L	72-76	7		at Tennessee (Knoxville, Tenn.)
2/5/81	W	77-74	18		at East Carolina (Greenville, N.C.)
2/7/81	L	70-75	9		at Maryland (College Park, Md.)
2/9/81	L	77-83	13		at South Carolina (Columbia, S.C.)
2/12/81	L	64-77	13		vs. NC State (Raleigh, N.C.)
3/3/81	W	89-83	17		vs. East Carolina (Chapel Hill, N.C.)
3/4/81	L	50-70	16		vs. NC State (Chapel Hill, N.C.)
1981-82					
12/5/81	L	64-71	2		Old Dominion (Chapel Hill, N.C.)
12/12/81	L	63-71	9		at NC State (Raleigh, N.C.)
2/6/82	L	71-84	5		Maryland (Chapel Hill, N.C.)
2/16/82	W	78-65	7		NC State (Chapel Hill, N.C.)
1982-83					
11/24/82	L	65-108	4		at Tennessee (Knoxville, Tenn.)
1/18/83	W	68-66	19		NC State (Chapel Hill, N.C.)



CAROLINA

DATE	W/L	SCORE	AP	USA TODAY	OPPONENT (LOCATION)
1/22/83	L	77-91	3		at Maryland (College Park, Md.)
2/5/83	W	74-70	5		Maryland (Chapel Hill, N.C.)
2/15/83	L	82-97	18		at NC State (Raleigh, N.C.)
3/5/83	L	69-88	7		vs. Maryland (Fayetteville, N.C.)
3/19/83	L	70-72	8		vs. Georgia (Athens, Ga.)
1983-84					
1/2/84	L	59-75	11		at Tennessee (Knoxville, Tenn.)
1/7/84	W	80-79	9		Maryland (Chapel Hill, N.C.)
1/14/84	W	85-72	20		Virginia (Chapel Hill, N.C.)
1/17/84	W	71-70	16		at NC State (Raleigh, N.C.)
1/30/84	W	69-61	14		at Clemson (Clemson, S.C.)
2/4/84	L	52-57	16		at Maryland (College Park, Md.)
2/9/84	L	72-88	14		at Virginia (Charlottesville, Va.)
2/11/84	L	68-74	16		NC State (Chapel Hill, N.C.)
2/26/84	L	76-98	20		at Clemson (Clemson, S.C.)
3/2/84	W	74-73	20		vs. Clemson (Fayetteville, N.C.)
3/3/84	W	96-68	15		vs. Virginia (Fayetteville N.C.)
3/4/84	W	99-76	16		vs. NC State (Fayetteville, N.C.)
3/22/84	L	72-73	9		vs. Cheyney (Norfolk, Va.)
1984-85					
12/8/84	L	70-84	16		at Tennessee (Knoxville, Tenn.)
12/28/84	L	64-78	1		vs. Old Dominion (Raleigh, N.C.)
1/13/85	L (OT)	62-64	15		at Virginia (Charlottesville, Va.)
1/15/85	W	77-74	17		NC State (Chapel Hill, N.C.)
2/5/85	W	77-75	16		Virginia (Chapel Hill, N.C.)
2/23/85	L	59-80	5		vs. Louisiana Tech (Anchorage, Ala.)
3/2/85	W	76-55	20		vs. Virginia (Fayetteville, N.C.)
3/3/85	L	80-81	13		vs. NC State (Fayetteville, N.C.)
3/17/85	L	79-98	9		vs. Penn State (State College, Pa.)
1985-86					
11/30/85	L	67-90	8	8	vs. Auburn (Lake Mary, Fla.)
12/27/85	L	70-87	2	2	vs. Georgia (Los Angeles, Calif.)
1/11/86	W	82-68	11	12	Tennessee (Chapel Hill, N.C.)
1/16/86	W	70-68	17	19	at NC State (Raleigh, N.C.)
1/25/86	L	79-84	4	4	Virginia (Chapel Hill, N.C.)
2/5/86	W	60-58	3	3	at Virginia (Charlottesville, Va.)
2/12/86	L	79-86	20	25	Duke (Chapel Hill, N.C.)
3/20/86	L	70-84	3	2	vs. USC (Long Beach, Calif.)
1986-87					
12/27/86	L	72-79	7	7	vs. USC (Miami, Fla.)
1/4/87	L	68-87	1	1	at Tennessee (Knoxville, Tenn.)
1/10/87	L	66-81	4	4	at Virginia (Charlottesville, Va.)
1/13/87	L	76-82	14	15	NC State (Chapel Hill, N.C.)
1/21/87	L	63-73	6	6	Virginia (Chapel Hill, N.C.)
2/10/87	L	44-51	14	15	at NC State (Raleigh, N.C.)
3/1/87	L	63-70	16	17	vs. NC State (Fayetteville, N.C.)
1987-88					
1/6/88	L	70-104	15	14	Maryland (Chapel Hill, N.C.)
1/19/88	L	51-56	20	23	at Wake Forest (Winston-Salem, N.C.)
1/27/88	W	66-65	17	17	at Duke (Durham, N.C.)
1/30/88	L	73-81	6	6	Virginia (Chapel Hill, N.C.)
2/2/88	L	57-74	16	17	Wake Forest (Chapel Hill, N.C.)
2/6/88	L	66-74	12	T12	at Maryland (College Park, Md.)
2/17/88	L	57-64	7	7	at Virginia (Charlottesville, Va.)
2/25/88	L	65-88	3	10	Tennessee (Chapel Hill, N.C.)
2/27/88	L	60-66	20	25	at Clemson (Clemson, S.C.)

CAROLINA

DATE	W/L	SCORE	AP	USA TODAY	OPPONENT (LOCATION)
1988-89					
11/25/88	L	60-72	13	13	vs. Washington (Honolulu, Hawaii)
12/1/88	L	75-93	14	17	USC (Chapel Hill, N.C.)
1/4/89	L	71-98	17	14	at South Carolina (Columbia, S.C.)
1/18/89	L	64-92	13	16	at Virginia (Charlottesville, Va.)
1/21/89	L	59-93	8	8	Maryland (Chapel Hill, N.C.)
1/24/89	L	69-86	13	13	NC State (Chapel Hill, N.C.)
2/1/89	L	79-87	15	16	Virginia (Chapel Hill, N.C.)
2/7/89	L	72-93	12	12	at NC State (Raleigh, N.C.)
2/18/89	L	60-87	6	4	at Maryland (College Park, Md.)
3/4/89	L	68-93	5	4	vs. Maryland (Fayetteville, N.C.)
1989-90					
12/29/89	L	69-83	3	3	vs. Georgia (Hilton Head, S.C.)
12/30/89	L	86-106	4	4	vs. Iowa (Hilton Head, S.C.)
1/13/90	L	52-59	14	14	at Maryland (College Park, Md.)
1/22/90	L	63-81	12	9	Virginia (Chapel Hill, N.C.)
1/24/90	L	69-85	11	13	at NC State (Raleigh, N.C.)
2/15/90	L	49-95	9	12	at Virginia (Charlottesville, Va.)
2/18/90	L	85-105	9	9	NC State (Chapel Hill, N.C.)
3/3/90	L	61-80	9	9	vs. NC State (Fayetteville, N.C.)
1990-91					
1/23/91	L	69-79	3	3	NC State (Chapel Hill, N.C.)
1/26/91	L	66-79	21	20	at Clemson (Clemson, N.C.)
1/29/91	L	67-92	1	1	Virginia (Chapel Hill, N.C.)
2/6/91	L	60-97	1	1	at Virginia (Charlottesville, Va.)
2/12/91	L	70-90	7	8	at NC State (Raleigh, N.C.)
2/24/91	W	58-54	24	--	at Clemson (Clemson, S.C.)
3/2/91	L	69-90	1	1	vs. Virginia (Fayetteville, N.C.)
1991-92					
1/8/92	L	68-83	1	1	Virginia (Chapel Hill, N.C.)
1/12/92	W	72-56	17	15	at Clemson (Clemson, S.C.)
1/18/92	L	68-72	2	4	at Maryland (College Park, Md.)
1/22/92	W (OT)	82-77	20	21	NC State (Chapel Hill, N.C.)
2/8/92	L	78-92	1	1	Maryland (Chapel Hill, N.C.)
2/19/92	L	46-49	19	19	at Clemson (Clemson, S.C.)
2/26/92	L	52-65	1	1	at Virginia (Charlottesville, Va.)
3/8/92	L	55-78	1	1	vs. Virginia (Rock Hill, S.C.)
3/21/92	L	72-86	6	7	vs. Miami (Miami, Fla.)
1992-93					
1/5/93	L	63-73	23	--	at Georgia Tech (Atlanta, Ga.)
1/16/93	W	59-56	17	17	at Clemson (Clemson, S.C.)
1/23/93	W	85-80	5	5	Maryland (Chapel Hill, N.C.)
2/3/93	W	72-65	11	11	Virginia (Chapel Hill, N.C.)
2/9/93	L	67-73	14	14	at Virginia (Charlottesville, Va.)
2/20/93	L	52-73	12	11	at Maryland (College Park, Md.)
2/27/93	W	70-63	24	24	Clemson (Chapel Hill, N.C.)
3/7/93	L	61-75	12	12	vs. Maryland (Rock Hill, S.C.)
3/25/93	L	54-74	2	2	vs. Tennessee (Iowa City, Iowa)
1993-94					
12/30/93	W	89-93	10	10	vs. Alabama (Orlando, Fla.)
1/8/94	W	98-75	18	18	vs. Northwestern (Charlottesville, Va.)
1/12/94	L	75-77	15	15	Virginia (Chapel Hill, N.C.)
2/9/94	L	74-83	17	9	at Virginia (Charlottesville, Va.)
3/7/94	W	77-60	8	7	vs. Virginia (Rock Hill, S.C.)
3/24/94	W	73-69	12	12	vs. Vanderbilt (Piscataway, N.J.)



CAROLINA

DATE	W/L	SCORE	AP	USA TODAY	OPPONENT (LOCATION)
3/26/94	W	81-69	4	3	vs. UConn (Piscataway, N.J.)
4/2/94	W	89-74	8	11	vs. Purdue (Richmond, Va.)
4/3/94	W	60-59	6	8	vs. Louisiana Tech (Richmond, Va.)
1994-95					
11/27/94	W	79-72	15	14	vs. Florida (Honolulu, Hawaii)
1/25/95	L	72-74	21	--	at Duke (Durham, N.C.)
1/30/95	L	64-80	12	12	at Virginia (Charlottesville, Va.)
2/5/95	L	78-88	12	12	Virginia (Chapel Hill, N.C.)
2/25/95	W	82-57	19	22	Duke (Chapel Hill, N.C.)
3/5/95	W	95-70	22	25	vs. Duke (Rock Hill, S.C.)
3/23/95	L	71-81	4	4	vs. Stanford (Los Angeles, Calif.)
1995-96					
12/2/95	L	62-77	2	3	vs. UConn (Richmond, Va.)
12/21/95	L	64-73	11	11	vs. Iowa (Myrtle Beach, S.C.)
12/30/95	L	55-69	25	21	vs. Auburn (Greensboro, N.C.)
1/13/96	W	93-68	23	23	Clemson (Chapel Hill, N.C.)
1/17/96	L	72-65	11	14	at NC State (Raleigh, N.C.)
1/24/96	L	85-86	12	13	Duke (Chapel Hill, N.C.)
1/31/96	L	71-87	9	9	at Virginia (Charlottesville, Va.)
2/4/96	L	75-80	1	1	vs. Georgia (Charlotte, N.C.)
2/12/96	L	70-83	10	8	Virginia (Chapel Hill, N.C.)
2/15/96	L (OT)	78-79	19	20	at Clemson (Clemson, S.C.)
2/18/96	W	75-65	16	19	NC State (Chapel Hill, N.C.)
2/23/96	L	58-61	12	12	at Duke (Durham, N.C.)
3/1/96	L	49-67	22	20	vs. Clemson (Rock Hill, S.C.)
1996-97					
12/20/96	L	74-88	7	8	vs. Alabama (Myrtle Beach, S.C.)
1/18/97	W	87-73	19	18	at Duke (Durham, N.C.)
1/20/97	W	75-63	10	11	at Clemson (Clemson, S.C.)
1/23/97	W	77-66	17	17	NC State (Chapel Hill, N.C.)
1/27/97	W	75-71	8	7	at Virginia (Charlottesville, Va.)
2/10/97	W	79-72	22	18	Clemson (Chapel Hill, N.C.)
2/21/97	W	81-61	22	19	Duke (Chapel Hill, N.C.)
2/23/97	W	70-65	11	9	Virginia (Chapel Hill, N.C.)
3/1/97	W	66-55	25	22	vs. Duke (Charlotte, N.C.)
3/2/97	W	62-58	22	25	vs. Clemson (Charlotte, N.C.)
3/16/97	W (OT)	81-71	24	24	vs. Michigan State (Chapel Hill, N.C.)
3/22/97	L	44-46	22	16	vs. George Washington (Columbia, S.C.)
1997-98					
11/23/97	L	48-68	9	8	vs. Florida (Champaign, Ill.)
12/20/97	W	88-67	18	15	vs. Western Kentucky (Myrtle Beach, S.C.)
1/12/98	W	83-74	25	23	Duke (Chapel Hill, N.C.)
1/15/98	L (3OT)	100-105	15	12	Virginia (Chapel Hill, N.C.)
1/22/98	W	67-64	8	7	NC State (Chapel Hill, N.C.)
2/1/98	W	80-59	21	22	Clemson (Chapel Hill, N.C.)
2/12/98	L	70-83	13	14	at Duke (Durham, N.C.)
2/15/98	W (2OT)	85-84	12	12	at Virginia (Charlottesville, Va.)
2/22/98	L	57-60	10	8	at NC State (Raleigh, N.C.)
2/27/98	W	76-56	15	15	vs. Virginia (Charlotte, N.C.)
2/28/98	W	56-52	8	10	vs. Duke (Charlotte, N.C.)
3/1/98	W	81-50	16	17	vs. Clemson (Charlotte, N.C.)
3/15/98	W	85-72	12	13	vs. Florida International (Chapel Hill, N.C.)
3/21/98	W	80-74	16	15	vs. Illinois (Nashville, Tenn.)
3/23/98	L	70-76	1	1	vs. Tennessee (Nashville, Tenn.)

CAROLINA

DATE	W/L	SCORE	AP	USA TODAY	OPPONENT (LOCATION)
1998-99					
11/15/98	W	76-58	11	T8	vs. Kansas (West Lafayette, Ind.)
11/28/98	L	68-86	12	11	vs. UCLA (Honolulu, Hawaii)
12/20/98	W	90-75	11	11	vs. Alabama (Myrtle Beach, S.C.)
1/4/99	W	87-76	12	10	Clemson (Chapel Hill, N.C.)
1/18/99	W	79-68	19	23	at Virginia (Charlottesville, Va.)
1/22/99	L	71-93	11	15	Duke (Chapel Hill, N.C.)
2/3/99	W	76-72	17	15	at Clemson (Clemson, S.C.)
2/14/99	W (OT)	82-80	18	17	Virginia (Chapel Hill, N.C.)
2/21/99	L	78-88	8	10	at Duke (Durham, N.C.)
2/28/99	W	83-70	19	18	vs. Virginia (Charlotte, N.C.)
3/1/99	L	72-87	13	16	vs. Clemson (Charlotte, N.C.)
3/14/99	W	70-56	22	25	vs. Alabama (Chapel Hill, N.C.)
3/20/99	L	59-82	1	1	vs. Purdue (Normal, Ill.)
1999-00					
11/20/99	L	65-69	4	4	vs. UCLA (Lubbock, Texas)
12/4/99	L	86-99	11	8	vs. Notre Dame (Richmond, Va.)
1/3/00	L	72-79	3	4	NC State (Chapel Hill, N.C.)
1/23/00	L	67-79	8	9	at Iowa State (Ames, Iowa)
1/27/00	L	58-101	9	9	at Duke (Durham, N.C.)
2/3/00	L	76-86	11	8	at NC State (Raleigh, N.C.)
2/7/00	W (OT)	66-63	22	16	Virginia (Chapel Hill, N.C.)
2/27/00	W	73-64	9	8	Duke (Chapel Hill, N.C.)
3/5/00	W	67-63	16	17	vs. Virginia (Charlotte, N.C.)
3/6/00	L	76-79	11	10	vs. Duke (Charlotte, N.C.)
3/25/00	L	57-83	4	4	vs. Georgia (Portland, Ore.)
2000-01					
12/3/00	L	55-78	4	4	vs. Notre Dame (Orlando, Fla.)
1/8/01	W	71-70	16	23	at Clemson (Clemson, S.C.)
1/14/01	W (OT)	83-77	19	18	NC State (Chapel Hill, N.C.)
1/21/01	L	77-94	13	15	Oklahoma (Chapel Hill, N.C.)
1/25/01	L (OT)	85-92	4	4	Duke (Chapel Hill, N.C.)
2/8/01	W (2OT)	100-99	25	22	Clemson (Chapel Hill, N.C.)
2/22/01	L	73-84	17	19	at NC State (Raleigh, N.C.)
2/26/01	L	67-72	4	6	at Duke (Durham, N.C.)
3/3/01	L	57-75	25	19	vs. Clemson (Greensboro, N.C.)
2001-02					
11/15/01	L	74-97	1	1	at UConn (Storrs, Conn.)
12/2/01	W	95-85	17	19	at Old Dominion (Norfolk, Va.)
12/20/01	L	53-85	23	24	vs. South Carolina (Myrtle Beach, S.C.)
1/24/02	L	82-102	5	6	at Duke (Durham, N.C.)
2/24/02	L	75-90	5	5	Duke (Chapel Hill, N.C.)
3/4/02	L	80-87	3	3	vs. Duke (Greensboro, N.C.)
3/18/02	W	72-69	18	22	vs. Minnesota (Chapel Hill, N.C.)
3/23/02	L	61-70	4	4	vs. Vanderbilt (Ames, Iowa)
2002-03					
11/30/02	L	63-66	22	22	vs. Oklahoma (Honolulu, Hawaii)
12/20/02	W	78-69	18	19	vs. South Carolina (Myrtle Beach, S.C.)
1/20/03	L (OT)	67-78	1	1	Duke (Chapel Hill, N.C.)
2/20/03	L	63-97	2	2	at Duke (Durham, N.C.)
3/10/03	L	59-77	2	2	vs. Duke (Greensboro, N.C.)
2003-04					
12/30/03	W	73-60	10	9	Penn State (Chapel Hill, N.C.)
1/11/04	L	57-79	1	2	at Duke (Durham, N.C.)
2/14/04	L	79-89	4	4	Duke (Chapel Hill, N.C.)
3/8/04	L	47-63	1	1	vs. Duke (Greensboro, N.C.)



CAROLINA

DATE	W/L	SCORE	AP	USA TODAY	OPPONENT (LOCATION)
2004-05					
11/21/04	W	71-65	4	4	vs. UConn (Raleigh, N.C.)
11/27/04	W	63-56	24	25	vs. Villanova (Las Vegas, N.C.)
1/9/05	L	77-92	21	21	at Maryland (College Park, Md.)
1/24/05	W	56-51	1	1	Duke (Chapel Hill, N.C.)
2/20/05	W (OT)	75-72	21	24	NC State (Raleigh, N.C.)
2/27/05	W	77-68	2	3	at Duke (Durham, N.C.)
3/7/05	W	88-67	5	6	vs. Duke (Greensboro, N.C.)
3/28/05	L	63-72	5	6	vs. Baylor (Tempe, Ariz.)
2005-06					
11/25/05	W	79-72	16	14	vs. Arizona State (Cancun, Mexico)
12/5/05	W	77-54	8	9	at UConn (Storrs, Conn.)
12/20/05	W	87-67	19	19	vs. Vanderbilt (Myrtle Beach, S.C.)
1/15/06	W	65-53	25	--	at NC State (Raleigh, N.C.)
1/29/06	W	74-70	2	1	at Duke (Durham, N.C.)
2/2/06	W	75-58	24	--	NC State (Chapel Hill, N.C.)
2/9/06	L (OT)	95-98	6	6	Maryland (Chapel Hill, N.C.)
2/20/06	W	69-62	17	19	Boston College (Chapel Hill, N.C.)
2/25/06	W	77-65	1	1	Duke (Chapel Hill, N.C.)
3/5/06	W	91-80	4	3	vs. Maryland (Greensboro, N.C.)
3/26/06	W	70-68	11	11	vs. Purdue (Cleveland, Ohio)
3/28/06	W	75-63	6	6	vs. Tennessee (Cleveland, Ohio)
4/2/06	L	70-81	3	3	vs. Maryland (Boston, Mass.)
2006-07					
12/3/06	W	70-56	4	4	Tennessee (Chapel Hill, N.C.)
1/15/07	W	82-76	7	5	UConn (Chapel Hill, N.C.)
1/28/07	W	84-71	3	3	at Maryland (College Park, Md.)
2/8/07	L	53-64	1	1	Duke (Chapel Hill, N.C.)
2/25/07	L	62-67	1	1	at Duke (Durham, N.C.)
3/3/07	W	78-72	6	5	vs. Maryland (Greensboro, N.C.)
3/4/07	W	60-54	24	25	vs. NC State (Greensboro, N.C.)
3/25/07	W	70-56	14	13	vs. George Washington (Dallas, Texas)
3/27/07	W	84-72	11	12	vs. Purdue (Dallas, Texas)
4/1/07	L	50-56	3	4	vs. Tennessee (Cleveland, Ohio)
2007-08					
11/11/07	W	75-60	12	14	Arizona State (Chapel Hill, N.C.)
12/2/07	L	79-83	1	1	at Tennessee (Knoxville, Tenn.)
1/21/08	L	71-82	1	1	at UConn (Storrs, Conn.)
1/26/08	W (2OT)	97-86	4	3	Maryland (Chapel Hill, N.C.)
2/4/08	W	93-76	11	12	at Duke (Durham, N.C.)
3/2/08	W	82-51	12	T11	Duke (Chapel Hill, N.C.)
3/8/08	W	80-65	25	25	vs. Virginia (Greensboro, N.C.)
3/9/08	W	86-73	12	11	vs. Duke (Greensboro, N.C.)
3/29/08	W	78-74	19	22	vs. Louisville (New Orleans, La.)
3/31/08	L	50-56	6	5	vs. LSU (New Orleans, La.)
2008-09					
11/19/08	W	73-67	23	22	Xavier (Chapel Hill, N.C.)
11/23/08	W	80-79	2	4	at Oklahoma (Norman, Okla.)
12/3/08	W	72-63	18	18	at Ohio State (Columbus, Ohio)
1/16/09	W	103-74	14	12	Virginia (Chapel Hill, N.C.)
1/19/09	L	58-88	1	1	UConn (Chapel Hill, N.C.)
1/25/09	L	71-77	12	13	at Maryland (College Park, Md.)
2/9/09	W	75-60	4	10	Duke (Chapel Hill, N.C.)
2/13/09	L	70-77	14	17	at Florida State (Tallahassee, Fla.)
3/1/09	L (OT)	79-81	10	11	at Duke (Durham, N.C.)

CAROLINA

DATE	W/L	SCORE	AP	USA TODAY	OPPONENT (LOCATION)
3/7/09	L	84-95	4	4	vs. Maryland (Greensboro, N.C.)
2009-10					
12/3/09	L	66-72	22	21	at Michigan State (East Lansing, Mich.)
1/6/10	W	89-78	20	--	Georgia Tech (Chapel Hill, N.C.)
1/9/10	L	47-88	1	1	at UConn (Storrs, Conn.)
2/1/10	L	73-83	15	12	Florida State (Chapel Hill, N.C.)
2/8/10	L	51-79	8	7	at Duke (Durham, N.C.)
2/26/10	L	57-64	22	--	at Georgia Tech (Atlanta, Ga.)
2/28/10	W	64-54	6	6	Duke (Chapel Hill, N.C.)
2010-11					
12/2/10	W	79-67	18	18	Iowa (Chapel Hill, N.C.)
1/17/11	L	57-83	2	2	UConn (Chapel Hill, N.C.)
1/23/11	L	65-88	15	14	at Maryland (College Park, Md.)
2/2/11	W	84-75	19	14	at Florida State (Tallahassee, Fla.)
2/7/11	W	62-60	5	5	Duke (Chapel Hill, N.C.)
2/13/11	L	66-78	20	21	Miami (Chapel Hill, N.C.)
2/27/11	L	58-66	9	7	at Duke (Durham, N.C.)
3/4/11	W	78-65	14	14	vs. Florida State (Greensboro, N.C.)
3/5/11	W	83-57	10	10	vs. Miami (Greensboro, N.C.)
3/6/11	L	66-81	8	7	vs. Duke (Greensboro, N.C.)
3/21/11	W	86-74	17	16	vs. Kentucky (Albuquerque, N.M.)
3/26/11	L	65-72	2	2	vs. Stanford (Spokane, Wash.)
2011-12					
11/30/11	L	84-103	16	15	at Penn State (State College, Pa.)
1/2/12	W	65-63	12	10	Miami (Chapel Hill, N.C.)
1/8/12	L (OT)	72-78	5	5	Maryland (Chapel Hill, N.C.)
1/16/12	L	35-86	3	3	at UConn (Storrs, Conn.)
2/6/12	L	56-96	5	6	at Duke (Durham, N.C.)
2/8/12	L	37-61	6	6	at Miami (Coral Gables, Fla.)
2/12/12	L	54-56	22	23	Georgia Tech (Chapel Hill, N.C.)
2/24/12	L	64-84	6	6	at Maryland (College Park, Md.)
2/26/12	L	73-79	7	7	Duke (Chapel Hill, N.C.)
3/2/12	L	53-54	15	18	vs. Georgia Tech (Greensboro, N.C.)
2012-13					
11/14/12	W	63-48	25	--	Georgetown (Chapel Hill, N.C.)
11/28/12	W	57-54	15	16	Ohio State (Chapel Hill, N.C.)
12/2/12	L	57-102	16	14	at Tennessee (Knoxville, Tenn.)
1/3/13	W	60-57	8	8	Maryland (Chapel Hill, N.C.)
1/24/13	L	59-85	10	10	at Maryland (College Park, Md.)
1/31/13	W	72-62	20	21	Florida State (Chapel Hill, N.C.)
2/3/13	L	63-84	5	4	Duke (Chapel Hill, N.C.)
2/17/13	L	73-80	19	20	at Florida State (Tallahassee, Fla.)
3/3/13	L	58-65	5	4	at Duke (Durham, N.C.)
3/9/13	W	72-65	10	10	vs. Maryland (Greensboro, N.C.)
3/10/13	L	73-92	6	6	vs. Duke (Greensboro, N.C.)
3/26/13	L	69-78	15	16	vs. Delaware (Dover, De.)
2013-14					
11/11/13	L	65-81	4	3	Tennessee (Chapel Hill, N.C.)
12/4/13	W	75-62	15	13	Nebraska (Chapel Hill, N.C.)
12/18/13	W	74-66	10	10	vs. South Carolina (Myrtle Beach, S.C.)
1/5/14	L	70-79	8	8	Maryland (Chapel Hill, N.C.)
1/9/14	W	79-70	20	23	NC State (Chapel Hill, N.C.)
1/12/14	W	65-61	18	17	at Florida State (Tallahassee, Fla.)
2/10/14	W	89-78	3	7	at Duke (Durham, N.C.)
2/16/14	W	89-82	10	13	at NC State (Raleigh, N.C.)

CAROLINA

DATE	W/L	SCORE	AP	USA TODAY	OPPONENT (LOCATION)
2/27/14	L	75-100	2	2	at Notre Dame (Notre Dame, Ind.)
3/2/14	W	64-60	7	8	Duke (Chapel Hill, N.C.)
3/7/14	W	73-70	8	5	vs. Maryland (Greensboro, N.C.)
3/8/14	L	61-66	10	10	vs. Duke (Greensboro, N.C.)
3/25/14	W	62-53	20	24	vs. Michigan State (Chapel Hill, N.C.)
3/30/14	W	65-58	8	8	vs. South Carolina (Stanford, Calif.)
4/1/14	L	65-74	6	5	vs. Stanford (Stanford, Calif.)
2014-15					
11/14/14	W	83-49	23	23	UCLA (Chapel Hill, N.C.)
11/19/14	W	79-77	21	19	Oklahoma State (Chapel Hill, N.C.)
11/28/14	W	70-54	5	4	vs. Stanford (Honolulu, Hawaii)
12/4/14	W (2OT)	96-93	18	20	at Rutgers (Piscataway, N.J.)
12/16/14	L	55-70	16	14	Oregon State (Chapel Hill, N.C.)
1/11/15	L	79-89	7	4	Notre Dame (Chapel Hill, N.C.)
1/25/15	L (OT)	67-74	15	13	Duke (Chapel Hill, N.C.)
2/5/15	L	56-61	25	25	Syracuse (Chapel Hill, N.C.)
2/12/15	W	71-63	7	7	Florida State (Chapel Hill, N.C.)
2/15/15	L	66-75	9	8	at Louisville (Louisville, Ky.)
03/1/15	L	80-81	16	17	at Duke (Durham, N.C.)
3/6/15	L (OT)	75-77	10	10	vs. Louisville (Greensboro, N.C.)
3/23/15	W	86-84	23	23	vs. Ohio State (Chapel Hill, N.C.)
3/27/15	L	65-67	3	5	vs. South Carolina (Greensboro, N.C.)
2015-16					
1/10/16	L	54-88	3	3	at Notre Dame (Notre Dame, Ind.)
1/17/16	L	61-76	21	20	Miami (Chapel Hill, N.C.)
2/4/16	L	60-78	13	13	Louisville (Chapel Hill, NC.)
2/14/16	L	63-94	10	9	at Florida State (Tallahassee, Fla.)
2016-17					
1/2/17	L	68-76	18	20	at Virginia Tech (Blacksburg, Va.)
1/5/17	L	77-90	6	8	Florida State (Chapel Hill, N.C.)
1/12/17	L	58-70	12	15	at Duke (Durham, N.C.)
1/22/17	L	55-77	6	9	Notre Dame (Chapel Hill, N.C.)
1/26/17	L	88-100	17	17	at Miami (Coral Gables, Fla.)
1/29/17	W	83-70	18	18	NC State (Chapel Hill, N.C.)
2/12/17	L	64-95	20	19	at Syracuse (Syracuse, Ny.)
2/19/17	L	57-87	14	13	at Louisville (Louisville, Ky.)
2/23/17	L	60-80	18	19	at NC State (Raleigh, N.C.)
2/26/17	L	71-85	13	13	Duke (Chapel Hill, N.C.)
3/2/17	L	64-83	21	20	vs. Syracuse (Greensboro, N.C.)
2017-18					
1/21/18	W (OT)	92-86	15	15	Duke (Chapel Hill, N.C.)
2/1/18	L	62-94	5	5	at Notre Dame (Notre Dame, Ind.)
2/11/18	L	54-73	23	23	at NC State (Raleigh, N.C.)
2/18/18	L	57-67	4	5	Louisville (Chapel Hill, N.C.)
2/25/18	L	54-70	20	16	at Duke (Durham, N.C.)
3/1/18	L	64-77	23	22	vs. NC State (Greensboro, N.C.)
2018-19					
11/23/18	W	71-69	17	17	vs. USF (St. Thomas, U.S. Virgin Islands)
1/3/19	L	66-73	3	3	at Louisville (Louisville, Ky.)
1/13/19	L	77-90	12	12	at Syracuse (Syracuse, N.Y.)
1/27/19	W	78-73	1	1	Notre Dame (Chapel Hill, N.C.)
2/3/19	W	64-51	7	7	at NC State (Raleigh, N.C.)
2/24/19	L	69-74	9	12	NC State (Chapel Hill, N.C.)
3/8/19	L	77-95	4	4	vs. Notre Dame (Greensboro, N.C.)

CAROLINA

DATE	W/L	SCORE	AP	USA TODAY	OPPONENT (LOCATION)
2019-20					
1/9/20	W	66-60	9	8	NC State (Chapel Hill, N.C.)
1/12/20	L	64-78	11	11	at Florida State (Tallahassee, Fla.)
1/19/20	L	67-74	5	4	Louisville (Chapel Hill, N.C.)
1/26/20	L	68-76	8	8	at NC State (Raleigh, N.C.)
2020-21					
12/17/20	W	92-68	18	16	Syracuse (Chapel Hill, N.C.)
1/19/21	L	76-88	23	20	at Syracuse (Syracuse, N.Y.)
1/28/21	L	68-79	1	1	at Louisville (Louisville, Ky.)
2/7/21	W	76-69	4	2	NC State (Chapel Hill, N.C.)
2/21/21	L	62-82	4	6	at NC State (Raleigh, N.C.)
2021-22					
1/6/22	L	45-72	5	4	at NC State (Raleigh, N.C.)
1/16/22	L	65-70	20	19	at Notre Dame (Notre Dame, Ind.)
1/23/22	L	38-55	15	18	at Georgia Tech (Atlanta, Ga.)
1/27/22	W	78-62	21	23	at Duke (Durham, N.C.)
1/30/22	L	58-66	3	3	NC State (Chapel Hill, N.C.)
2/17/22	W	66-65	3	3	Louisville (Chapel Hill, N.C.)
3/4/22	L (OT)	80-87	21	24	vs. Virginia Tech (Greensboro, N.C.)
3/21/22	W	63-45	19	16	vs. Arizona (Tuscon, Ariz.)
3/25/22	L	61-69	1	1	vs. South Carolina (Greensboro, N.C.)
2022-23					
11/24/22	W	85-79	18	18	vs. Oregon (Portland, Ore.)
11/27/22	W	73-64	5	4	vs. Iowa State (Portland, Ore.)
12/1/22	L	63-87	5	4	at Indiana (Bloomington, Ind.)
12/20/22	L	68-76	19	21	vs. Michigan (Charlotte, N.C.)
1/1/23	L	65-68	7	7	at Virginia Tech (Blacksburg, Va.)
1/8/23	W	60-50	4	4	Notre Dame (Chapel Hill, N.C.)
1/15/23	W	56-47	11	12	NC State (Chapel Hill, N.C.)
1/19/23	W	61-56	13	14	Duke (Chapel Hill, N.C.)
2/23/23	L	59-61	9	9	Virginia Tech (Chapel Hill, N.C.)
2/26/23	W	45-41	11	12	at Duke (Durham, N.C.)
3/3/23	L	40-44	13	12	vs. Duke (Greensboro, N.C.)
3/20/23	L	69-71	12	12	vs. Ohio State (Columbus, Ohio)
2023-24					
11/25/23	L	56-63	16	22	vs. Kansas State (Estero, Fla.)
11/30/23	L	58-65	1	1	South Carolina (Chapel Hill, N.C.)
12/10/23	L	64-76	17	17	vs. UConn (Uncasville, Conn.)
1/4/24	W	75-51	25	23	Syracuse (Chapel Hill, N.C.)
1/7/24	W	61-57	16	17	at Notre Dame (Notre Dame, Ind.)
1/11/24	L	62-70	21	20	at Florida State (Tallahassee, Fla.)
1/21/24	W	79-68	13	12	Louisville (Chapel Hill, N.C.)
2/1/24	L	59-63	5	5	at NC State (Raleigh, N.C.)
2/4/24	L (OT)	61-70	17	18	Virginia Tech (Chapel Hill, N.C.)
2/22/24	W	80-70	6	6	NC State (Chapel Hill, N.C.)
2/25/24	L	62-74	8	8	at Virginia Tech (Blacksburg, Va.)
3/24/24	L	41-88	1	1	vs. South Carolina (Columbia, S.C.)
2024-25					
11/15/24	L	58-69	2	2	vs. UConn (Greensboro, N.C.)
12/5/24	W	72-53	14	16	Kentucky (Chapel Hill, N.C.)
12/15/24	L	76-82	25	--	Georgia Tech (Chapel Hill, N.C.)
1/5/25	L	66-76	3	3	Notre Dame (Chapel Hill, N.C.)
1/9/25	W (OT)	54-46	14	14	Duke (Chapel Hill, N.C.)
1/30/25	W	65-52	19	18	at California (Berkeley, Calif.)
2/16/25	W	66-65	10	11	NC State (Chapel Hill, N.C.)
2/27/25	L	53-68	16	15	at Duke (Durham, N.C.)





CAROLINA



3/7/25	W	60-56	22	23	vs. Florida State (Greensboro, N.C.)
3/8/25	L	55-66	7	8	vs. NC State (Greensboro, N.C.)
3/24/25	W	58-47	16	15	vs. West Virginia (Chapel Hill, N.C.)
3/28/25	L	38-47	7	7	vs. Duke (Birmingham, Ala.)

Overall Record: 172-279

Home: 77-75

Away: 36-122

Neutral: 59-82

*USA Today poll started in 1985

CAROLINA

AGAINST AP TOP-10 OPPONENTS

AP No. 1 (3-31)

3/24/24	#1 South Carolina 88, UNC 41
11/30/23	#1 South Carolina 65, #24 UNC 58
3/25/22	#1 South Carolina 69, #19 UNC 61
1/28/21	#1 Louisville 79, UNC 68
1/27/19	UNC 78, #1 Notre Dame 73
1/9/10	#1 UConn 89, #7 UNC 78
1/19/09	#1 UConn 88, #2 UNC 58
1/21/08	#1 UConn 82, X UNC 71
12/2/07	#1 Tennessee 83, #5 UNC 79
2/25/07	#1 Duke 67, #4 UNC 62
2/8/07	#1 Duke 64, #2 UNC 53
2/25/06	#2 UNC 77, #1 Duke 65
1/24/05	#12 UNC 56, #1 Duke 51
3/8/04	#1 Duke 63, #9 UNC 47
1/11/04	#1 Duke 79, #13 UNC 57
1/20/03	#1 Duke 78, #9 UNC 67 (OT)
11/15/01	#1 UConn 97, UNC 74
3/20/99	#1 Purdue 82, #14 UNC 59
3/23/98	#1 Tennessee 76, #7 UNC 70
2/4/96	#1 Georgia 80, #2 UNC 75
3/8/92	#1 Virginia 78, UNC 55
2/26/92	#1 Virginia 65, #25 UNC 52
2/8/92	#1 Maryland 92, #21 UNC 78
1/8/92	#1 Virginia 83, UNC 68
2/2/91	#1 Virginia 90, UNC 69
2/6/91	#1 Virginia 97, UNC 60
1/29/91	#1 Virginia 92, UNC 67
1/14/87	#1 Tennessee 87, UNC 68
12/28/84	#1 Old Dominion 78, UNC 64
3/5/80	#1 Old Dominion 89, UNC 61
1/30/80	#1 Old Dominion 74, UNC 53
12/1/79	#1 Tennessee 66, UNC 55
3/8/79	#1 Old Dominion 81, UNC 60
3/8/78	#1 Tennessee 92, UNC 66

AP No. 2 (3-12)

11/15/24	#2 UConn 69, #14 UNC 58
2/27/14	#2 Notre Dame 100, #14 UNC 75
3/26/11	#2 Stanford 72, #13 UNC 65
1/17/11	#2 UConn 83, #10 UNC 57
11/23/08	#4 UNC 80, #2 Oklahoma 79
1/29/06	#3 UNC 74, #2 Duke 70
2/27/05	#8 UNC 77, #2 Duke 68
3/10/03	#2 Duke 77, #11 UNC 59
2/20/03	#2 Duke 97, #6 UNC 63
12/2/95	#2 UConn 77, #24 UNC 62
3/25/93	#2 Tennessee 74, #17 UNC 54
1/18/92	#2 Maryland 72, UNC 68
12/27/85	#2 Georgia 87, #18 UNC 70
12/5/81	#2 Old Dominion 71, UNC 64
2/10/79	#2 NC State 89, UNC 58

AP No. 3 (4-18)

1/5/25	#3 Notre Dame 76, #17 UNC 66
2/17/22	#24 UNC 66, #3 Louisville 65
1/30/22	#3 NC State 66, UNC 58
1/3/19	#3 Louisville 73, UNC 66
1/10/16	#3 Notre Dame 88, UNC 54
3/27/15	#3 South Carolina 67, #15 UNC 65
2/10/14	#17 UNC 89, #3 Duke 78
1/16/12	#3 UConn 86, #24 UNC 35
4/1/07	#3 Tennessee 56, #2 UNC 50
1/28/07	#2 UNC 84, #3 Maryland 71
4/2/06	#3 Maryland 81, #1 UNC 70
3/4/02	#3 Duke 87, #16 UNC 80
1/3/00	#3 NC State 79, #9 UNC 72
1/23/91	#3 NC State 79, UNC 69
12/29/89	#3 Georgia 83, UNC 69
2/25/88	#3 Tennessee 88, UNC 65
3/20/86	#3 USC 84, #16 UNC 70
2/5/86	#15 UNC 60, #3 Virginia 58
1/22/83	#3 Maryland 91, #18 UNC 77
1/3/79	#3 Maryland 93, UNC 82
12/5/78	#3 NC State 87, UNC 71
2/22/78	#3 NC State 92, UNC 70

AP No. 4 (7-19)

1/8/23	#22 UNC 60, #4 Notre Dame 50
2/21/21	#4 NC State 82, UNC 62
2/7/21	UNC 76, #4 NC State 69

3/8/19	#4 Notre Dame 95, UNC 77
2/18/18	#4 Louisville 67, UNC 57
11/11/13	#4 Tennessee 81, #12 UNC 65
3/7/09	#4 Maryland 95, #11 UNC 84
2/9/09	#8 UNC 75, #4 Duke 60
1/26/08	#3 UNC 97, #4 Maryland 86 (2OT)
12/3/06	#2 UNC 70, #4 Tennessee 56
3/5/06	#1 UNC 91, #4 Maryland 80
11/21/04	#9 UNC 71, #4 UConn 65
2/14/04	#4 Duke 89, #15 UNC 79
3/23/02	#4 Vanderbilt 70, #12 UNC 61
2/26/01	#4 Duke 72, UNC 64
1/25/01	#4 Duke 92, UNC 85 (OT)
12/3/00	#4 Notre Dame 78, UNC 55
3/25/00	#4 Georgia 83, UNC 57
11/20/99	#4 UCLA 69, #8 UNC 65
3/23/95	#4 Stanford 81, #11 UNC 71
3/26/94	#5 UNC 81, #4 UConn 69
12/30/89	#4 Iowa 106, UNC 86
1/10/87	#4 Virginia 81, UNC 66
1/25/86	#4 Virginia 84, #15 UNC 79
12/5/81	#4 Tennessee 108, UNC 65
12/4/79	#4 NC State 89, UNC 66

AP No. 5 (5-18)

2/1/24	#5 NC State 63, #24 UNC 59
12/1/22	#5 Indiana 87, #6 UNC 63
11/27/22	#8 UNC 73, #5 Iowa State 64
1/6/22	#5 NC State 72, #19 UNC 45
1/19/20	#5 Louisville 74, UNC 67
2/1/18	#5 Notre Dame 94, UNC 62
11/28/14	#11 UNC 70, #4 Stanford 54
3/3/13	#5 Duke 65, #15 UNC 58
2/3/13	#5 Duke 84, #11 UNC 63
2/6/12	#5 Duke 56, #22 UNC 54
1/8/12	#5 Maryland 78, #25 UNC 72 (OT)
2/7/11	#5 Duke 62, #13 UNC 60
3/28/05	#5 Baylor 72, #4 UNC 63
3/7/05	#4 UNC 88, #5 Duke 67
2/24/02	#5 Duke 90, #19 UNC 75
1/24/02	#5 Duke 102, #21 UNC 82
12/23/93	#20 UNC 85, #5 Maryland 80
3/4/89	#5 Maryland 93, UNC 68
2/23/85	#5 Louisiana Tech 80, UNC 59
2/5/83	UNC 74, #5 Maryland 70
2/6/82	#5 Maryland 84, UNC 71
2/16/80	#5 South Carolina 94, UNC 62
1/10/78	#5 NC State 75, UNC 59

AP No. 6 (5-14)

2/22/24	UNC 80, #6 NC State 70
1/22/17	#6 Notre Dame 77, UNC 55
1/5/17	#6 Florida State 90, UNC 77
4/1/14	#6 Stanford 74, #12 UNC 65
3/10/13	#6 Duke 92, #15 UNC 73
2/24/12	#6 Maryland 84, UNC 64
2/8/12	#6 Miami 61, #22 UNC 37
2/28/10	UNC 64, #6 Duke 54
3/31/08	#6 LSU 56, #2 UNC 50
3/3/07	#4 UNC 78, #6 Maryland 72
3/28/06	#1 UNC 75, #6 Maryland 63
2/9/06	#6 Maryland 98, #1 UNC 95 (OT)
4/3/94	#5 UNC 60, #6 Louisiana Tech 59
3/21/92	#6 Miami 86, UNC 72
2/7/89	#6 Maryland 87, UNC 60
1/30/88	#6 Virginia 81, UNC 73
1/21/87	#6 Virginia 73, UNC 63
12/2/78	#6 Old Dominion 87, UNC 76
1/29/77	#6 Tennessee Tech 90, UNC 67

AP No. 7 (7-12)

3/28/25	#7 Duke 47, #12 UNC 38
2/15/25	#12 UNC 66, #7 NC State 65
1/1/23	#7 Virginia Tech 68, #15 UNC 65
2/3/19	UNC 64, #7 NC State 51
2/12/15	#17 UNC 71, #7 Florida State 63
1/11/15	#7 Notre Dame 89, #12 UNC 79
3/2/14	#8 UNC 64, #7 Duke 60
2/26/12	#7 Duke 79, UNC 73
1/15/07	#2 UNC 82, #7 UConn 76
12/20/96	#7 Alabama 88, #19 UNC 74

2/12/91	#7 NC State 90, UNC 70
2/17/88	#7 Virginia 64, UNC 57
12/27/86	#7 USC 79, UNC 72
3/5/83	#7 Maryland 88, #18 UNC 69
2/16/82	UNC 78, #7 NC State 65
1/26/81	#7 Tennessee 76, UNC 72
1/2/80	UNC 64, #7 Maryland 62
2/9/79	#7 Maryland 71, UNC 69
1/13/78	#7 Maryland 85, UNC 79

AP No. 8 (10-13)

2/25/24	#8 Virginia Tech 74, UNC 62
1/26/20	#8 NC State 76, UNC 68
3/30/14	#12 UNC 65, #8 South Carolina 58
3/7/14	#13 UNC 73, #8 Maryland 70
1/15/14	#8 Maryland 79, #9 UNC 70
1/4/13	#15 UNC 60, #8 Maryland 57
3/6/11	#8 Duke 81, #19 UNC 66
2/8/10	#8 Duke 79, #18 UNC 51
12/5/05	#7 UNC 77, #8 UConn 54
1/23/00	#8 Duke 79, UNC 67
2/21/99	#8 Duke 88, UNC 78
2/28/98	#10 UNC 56, #8 Duke 52
1/22/98	#11 UNC 67, #8 NC State 64
1/27/97	#6 UNC 75, #8 Virginia 71
4/2/94	#5 UNC 89, #8 Purdue 74
3/7/94	#5 UNC 77, #8 Virginia 60
1/21/89	#8 Maryland 93, UNC 59
11/30/85	#8 Auburn 90, #17 UNC 67
3/19/83	#8 Georgia 72, #18 UNC 70
1/11/81	UNC 75, #8 Texas 73
2/23/80	#8 NC State 91, UNC 59
2/3/79	#8 Tennessee 95, UNC 57
1/24/79	#8 NC State 91, UNC 64

AP No. 9 (3-18)

2/23/23	#9 Virginia Tech 61, #22 UNC 59
1/9/20	UNC 66, #9 NC State 60
2/24/19	#9 NC State 74, UNC 69
2/15/15	#9 Louisville 75, #17 UNC 66
2/27/11	#9 Duke 66, #13 UNC 58
2/27/00	UNC 73, #9 Duke 64
1/27/00	#9 Duke 101, UNC 58
11/23/97	#9 Florida 68, #5 UNC 48
1/31/96	#9 Virginia 87, UNC 71
3/3/90	#9 NC State 80, UNC 61
2/18/90	#9 NC State 105, UNC 85
2/15/90	#9 Virginia 95, UNC 49
3/17/85	#9 Penn State 98, UNC 79
3/22/84	#9 Cheyney 73, #14 UNC 72
1/7/84	UNC 80, #9 Maryland 79
12/12/81	#9 NC State 71, UNC 63
2/7/81	#9 Maryland 75, UNC 70
2/9/80	#9 NC State 90, UNC 63
2/24/79	#9 NC State 95, UNC 77
12/6/77	#9 Old Dominion 78, UNC 51
2/19/77	#9 NC State 74, UNC 62

AP No. 10 (6-7)

2/14/16	#10 Florida State 94, UNC 63
3/8/14	#10 Duke 66, #13 UNC 61
2/16/14	#17 UNC 80, #10 NC State 82
12/18/13	#14 UNC 74, #10 South Carolina 66
3/9/13	#15 UNC 72, #10 Maryland 65
3/5/11	#19 UNC 83, #10 Miami 57
3/1/09	#10 Duke 81, #9 UNC 79 (OT)
12/30/03	#14 UNC 73, #10 Penn State 60
2/22/98	#10 NC State 60, #7 UNC 57
2/12/96	#10 Virginia 83, UNC 70
12/30/93	#6 UNC 93, #10 Alabama 89
12/6/80	#10 NC State 65, UNC 61
1/23/80	#10 NC State 85, UNC 68



CAROLINA

1974-75: 15-3 Overall

NWIT Tournament

1/13	W	74-47	at NC State
1/17	W	70-68	Elon
1/18	W	69-50	East Carolina
1/18	W	85-62	Western Carolina
1/23	W	71-52	Campbell
1/24	W	107-44	Shaw
1/28	W	63-51	at Wake Forest
1/31	W	57-50	at Appalachian State
2/4	W	64-33	at High Point
2/7	W	72-58	Winthrop
2/11	W	71-57	at UNC Greensboro
2/13	W	85-51	NC State
2/15	W	80-31	at Davidson
2/18	W	74-70	at East Carolina
2/21	L	71-83	at Elon
3/13	L	75-76	Belmont-1
3/14	W	76-75	Mississippi College-1
3/15	L	67-69	John F. Kennedy-1

1-NWIT, Amarillo, Texas

1975-76: 16-7 Overall

12/6	W	74-61	NC State
1/9	W	79-73	College of Charleston
1/13	W	85-54	Duke
1/17	W	89-72	Elon
1/18	W	69-51	East Carolina
1/23	W	54-47	at Winthrop
1/24	W	75-65	at South Carolina
1/26	L	58-68	at NC State
1/30	L	62-73	at Belmont
1/31	L	63-111	at Tennessee Tech
2/5	W	85-71	Clemson-1
2/6	W	49-40	at Virginia-1
2/7	W	69-68	Maryland-1
2/12	W	89-37	Wake Forest
2/14	W	63-55	Old Dominion-2
2/17	W	66-45	UNC Greensboro
2/20	L	72-92	at Western Carolina
2/23	L	64-80	Appalachian State
2/27	L	64-80	at Ohio State
2/28	W	66-50	at Marshall
3/4	W	86-67	East Carolina-3
3/5	L	74-77	NC State-3
3/6	W	62-51	Western Carolina-3

1-Virginia Inv., Charlottesville, Va.;

2-Elizabeth City, N.C.;

3-NCAIAW Tournament, Chapel Hill

1976-77: 8-16 Overall

11/30	W	70-62	Appalachian State
12/4	W	60-54	Virginia
12/6	L	58-71	at NC State
12/21	W	71-64	Winthrop-1
12/22	W	59-54	Peace College-1
12/23	L	72-74	High Point-1
1/11	W	81-64	East Carolina
1/14	L	48-70	at College of Charleston
1/15	L	59-79	at Clemson
1/20	W	95-75	at UNC Greensboro
1/22	L	56-66	Old Dominion
1/25	L	70-76	at Appalachian State
1/28	L	58-72	at Eastern Kentucky
1/29	L	67-90	at Tennessee Tech
2/1	W	74-45	UNC Greensboro
2/5	L	68-85	Ohio State
2/10	L	59-71	at Virginia-2
2/11	W	92-54	Wake Forest-2

2/12	L	OT	67-69	James Madison-2
2/15	L		67-68	at East Carolina
2/19	L		62-74	NC State
2/25	L		65-76	Appalachian State-3
2/26	L		74-76	East Carolina-3
3/6	L		68-83	at Maryland

1-Christmas Classic, Chapel Hill;
2-Virginia Classic, Charlottesville, Va.;
3-NCAIAW Tourn., Raleigh, N.C.

1977-78: 16-13 Overall, 6-4 ACC

ACC Reg. Season: 3rd

ACC Tournament: Semifinals

11/29	W	82-47	Virginia Union
12/2	L	84-93	at Appalachian State
12/6	L	51-78	at Old Dominion
12/20	W	81-58	Virginia-1
12/21	L	71-86	High Point-1
12/22	W	95-79	Clemson-1
1/7	W	73-65	Kentucky-2
1/10	L	59-75	NC State
1/13	L	79-85	Maryland
1/17	W	77-66	at Virginia
1/20	W	76-58	Indiana-3
1/21	L	72-77	Alabama-3
1/24	W	87-68	Duke
1/26	W	85-57	at Wake Forest
1/28	L	73-76	Clemson
1/31	W	94-60	Appalachian State
2/2	W	72-64	East Carolina
2/4	L	66-80	at Ohio State
2/9	W	79-52	Wake Forest-4
2/10	L	58-89	NC State-4
2/14	W	76-69	at UNC Greensboro
2/18	W	67-64	at East Carolina
2/22	L	70-92	at NC State
2/24	W	80-72	at Duke
2/25	W	92-68	UNC Greensboro
3/3	L	80-82	at East Carolina-5
3/4	W	81-79	Appalachian State-5
3/9	L	66-92	Tennessee-6
3/10	L	72-73	East Carolina-6

1-Christmas Classic, Chapel Hill;

2-Raleigh, N.C.;

3-Kentucky Invitational, Lexington, Ky.;

4-ACC Tournament, Charlottesville, Va.; 5-NCAIAW Tournament, Greenville, N.C.;

6-AIAW So. Region II Tournament, Chapel Hill

1978-79: 18-14 Overall, 4-5 ACC

AIAW Tournament

ACC Regular Season: 4th

ACC Tournament: Semifinals

11/28	W	77-64	Lenoir Rhyne
11/30	W	83-70	at Appalachian State
12/2	L	76-87	at Old Dominion
12/5	L	81-87	NC State
12/7	W	82-65	at Duke
12/9	L	79-83	Pfeiffer
12/21	W	79-69	College of Charleston-1
12/22	L	66-79	Clemson-1
12/23	W	79-67	Pfeiffer-1
12/31	W	76-74	Ohio State
1/3	L	82-93	at Maryland
1/4	W	76-61	at William & Mary
1/8	L	64-69	at Georgia State
1/10	W	85-56	Virginia
1/14	W	84-72	Appalachian State-2
1/17	W	78-73	at East Carolina
1/20	L	60-69	South Carolina
1/22	W	99-40	at UNC Greensboro

1/24	L	64-91	at NC State	
1/27	L	63-91	at Clemson	
1/31	W	89-46	Wake Forest	
2/3	L	57-95	at Tennessee	
2/6	L	71-78	East Carolina	
2/8	W	86-81	Virginia-3	
2/9	L	69-71	Maryland-3	
2/13	W	82-62	Western Carolina	
2/15	W	99-57	UNC Greensboro	
2/20	W	69-54	Duke	
2/22	W	96-72	Wake Forest-4	
2/23	W	OT	91-90	East Carolina-4
2/24	L	77-95	NC State-4	
3/8	L	60-81	Old Dominion-5	

1-Christmas Classic, Chapel Hill;

2-Greensboro, N.C.;

3-ACC Tournament, Raleigh, N.C.;

4-NCAIAW Tournament, Boone, N.C.;

5-AIAW Region II Tournament, Knoxville, Tenn.

1979-80: 21-15 Overall, 5-5 ACC

NWIT Tournament

ACC Regular Season: T4th

ACC Tournament: Semifinals

11/16	L	57-62	Eastern Kentucky-1	
11/17	W	95-56	West Virginia-1	
11/24	W	72-69	Mississippi	
11/26	W	96-52	at Appalachian State	
11/28	W	82-73	Virginia Tech	
12/1	L	55-66	Tennessee	
12/4	L	66-89	at NC State	
12/6	W	91-58	Duke	
12/8	W	64-54	East Tennessee State	
12/20	W	65-64	Northern Kentucky-2	
12/21	W	100-79	Mercer-2	
12/22	L	77-80	Clemson	
1/2	W	64-62	Maryland	
1/5	W	OT	66-65	at Virginia
1/7	L	75-76	Clemson	
1/9	W	93-61	at Georgia Tech	
1/11	W	59-38	Georgia State-3	
1/12	W	84-51	Connecticut	
1/14	W	101-73	at Wake Forest	
1/16	L	68-71	at East Carolina	
1/23	L	68-85	NC State	
1/25	W	91-55	Stetson	
1/26	L	78-80	Minnesota	
1/30	L	53-74	Old Dominion	
2/5	W	85-71	East Carolina	
2/8	W	85-63	Duke-4	
2/9	L	63-90	NC State-4	
2/12	W	107-76	Appalachian State	
2/14	L	61-66	at Duke	
2/16	L	62-94	at South Carolina	
2/22	W	83-59	Duke-5	
2/23	L	59-81	at NC State-5	
3/5	L	61-89	at Old Dominion-6	
3/20	W	84-73	Illinois State-7	
3/21	W	68-61	Virginia-7	
3/22	L	62-71	Oregon State-7	

1-JMU Tip-Off Classic, Harrisonburg, Va.;

2-Christmas Classic, Chapel Hill;

3-Durham, N.C.;

4-ACC Tourn, College Park, Md.;

5-NCAIAW Tourn., Raleigh, N.C.;

6-AIAW So. Region II Tourn., Norfolk, Va.;

7-NWIT, Amarillo, Texas

CAROLINA

1980-81: 17-14 Overall, 5-4 ACC

ACC Regular Season: 5th

ACC Tournament: Quarterfinals

11/21	W	84-71	Florida-1
11/23	W	100-59	at James Madison-1
11/24	L	65-99	at Old Dominion
11/29	W	55-51	Virginia
12/3	L	70-85	at Clemson
12/6	L	61-65	NC State
12/18	W	75-67	Ohio State-2
1/2	L	67-79	at Pittsburgh
1/4	W	82-79	at Penn State
1/6	L	72-92	Illinois State
1/8	L	74-82	UAB-3
1/9	L	80-81	Vanderbilt-3
1/11	W	75-73	Texas
1/13	L	75-87	East Carolina
1/16	W	63-62	Tennessee Tech-4
1/17	W	75-61	Miami-4
1/20	W	86-56	Appalachian State
1/22	L	62-67	at NC State
1/24	W	82-75	Georgia Tech
1/26	L	72-76	at Tennessee
1/29	W	77-65	at Duke
2/2	W	67-59	Wake Forest
2/5	W	77-74	at East Carolina
2/7	L	70-75	at Maryland
2/9	L	77-83	South Carolina
2/12	L	64-77	NC State-5
2/18	W	77-47	Duke
2/25	W	85-51	at Appalachian State
3/2	W	92-63	Wake Forest-6
3/3	W	89-83	East Carolina-6
3/4	L	50-70	NC State-6

1-JMU Tip-Off Classic, Harrisonburg, Va.;
2-Christmas Classic, Chapel Hill;
3-Lady Rebel-Dial Classic, Oxford, Miss.;
4-Wolfpack Doubleheader, Raleigh, N.C.;
5-ACC Tourn., Clemson, S.C.;
6-NCAIAW Tourn., Chapel Hill

1981-82: 17-12 Overall, 10-3 ACC

ACC Regular Season: 3rd

ACC Tournament: Semifinals

11/17	W	109-72	Appalachian State
11/28	W	81-58	Georgia Tech
12/3	W	73-47	at Duke
12/5	L	64-71	Old Dominion
12/12	L	63-71	at NC State
12/18	L	67-77	Morehead State-1
12/19	W	111-64	Ohio-1
12/30	W 2OT	94-92	Mercer-2
12/31	L	65-83	Mississippi State-2
1/3	W	90-63	Western Michigan-3
1/5	L	68-77	Florida State-3
1/9	W	74-65	Virginia
1/12	L	66-71	East Carolina
1/16	W	91-63	Georgia State-4
1/19	W	93-59	Duke
1/23	W	68-64	at Georgia Tech
1/27	W	82-68	Clemson
1/28	W	96-63	at Wake Forest
1/30	L	62-76	Tennessee
2/3	W	62-60	at Virginia
2/6	L	71-84	Maryland
2/9	W	94-70	at Appalachian State
2/13	L	74-76	at Virginia Tech
2/16	W	78-65	NC State
2/18	W	82-56	Wake Forest
2/20	L	78-98	at Clemson
2/26	W	90-65	Wake Forest-5

2/27	L	76-84	Clemson-5
3/3	L	72-92	at East Carolina

1-ETSU Christmas Invit., Johnson City, Tenn.; 2-Miami Christmas Classic, Coral Gables, Fla.; 3-Miami New Year's Classic, Coral Gables, Fla.; 4-Wolfpack Doubleheader., Raleigh, N.C.;
5-ACC Tourn, Raleigh

1982-83: 22-8 Overall, 10-3 ACC

NCAA Tournament First Round

ACC Regular Season: T2

ACC Tournament: Semifinals

11/20	W	114-50	at Appalachian State
11/24	L	65-108	at Tennessee
11/26	W OT	97-95	Florida-1
11/27	L	74-75	Florida State-1
12/4	W	78-66	East Tennessee State
12/12	W	103-50	Appalachian State
12/17	W	106-97	Southern Mississippi-2
12/18	L	76-90	at Auburn-2
12/27	W	79-57	Northeastern-3
12/28	W	98-58	at Queens College-3
12/29	W	71-59	St. John's-3
1/3	W	77-69	Alabama
1/6	W	99-58	Georgia Tech-4
1/11	W	84-68	at Duke
1/13	W	84-74	San Diego State
1/15	L OT	74-78	at Virginia
1/18	W	68-66	NC State
1/22	L	77-91	at Maryland
1/25	W	118-81	Wake Forest
1/29	W	96-58	Georgia Tech-5
2/2	W	84-80	at Clemson
2/5	W	74-70	Maryland
2/15	L	82-97	at NC State
2/17	W	82-65	Duke
2/21	W	103-83	Virginia Tech
2/26	W	85-74	Clemson
2/28	W	88-78	Virginia
3/4	W	85-80	Georgia Tech-6
3/5	L	69-88	Maryland-6
3/19	L	70-72	at Georgia-7

1-Lady Sunshine Classic, Sanford, Fla.;
2-Auburn Dial Classic, Auburn, Ala.;
3-Queens Holiday Tournament, Flushing, N.Y.;
4-Marietta, Ga.;
5-Greensboro, N.C.;
6-ACC Tournament, Fayetteville, N.C.;
7-NCAA Mid-east Regional Semifinal, Athens, Ga.

1983-84: 24-8 Overall, 9-5 ACC

NCAA Tournament Sweet 16

ACC Regular Season: T3

ACC Tournament: Champion

11/18	W	69-68	Northwestern State-1
11/19	W	98-68	Oklahoma City-1
11/25	W	77-64	Miami-2
11/26	W	78-64	Howard-2
12/3	L	69-81	Alabama
12/4	W	91-54	Kent State
12/10	W	62-54	at East Tennessee St.
12/30	W	73-52	Virginia Tech-3
12/31	W	77-49	East Carolina-3
1/2	L	59-75	Tennessee
1/7	W	80-79	Maryland
1/9	W	76-69	Fairleigh Dickinson
1/11	W	72-63	Duke
1/14	W	85-72	Virginia
1/17	W	71-70	at NC State
1/21	W	60-54	District of Columbia
1/24	W	77-71	at Wake Forest
1/28	W	81-73	Georgia Tech

1/30	W	69-61	Clemson
2/4	L	52-57	at Maryland
2/9	L	72-88	at Virginia
2/11	L	68-74	NC State
2/14	W OT	66-64	at Charlotte
2/16	L	67-80	at Duke
2/20	W	95-75	at Georgia Tech
2/22	W	91-54	Wake Forest
2/26	L	76-98	at Clemson
3/2	W	74-73	Clemson-4
3/3	W	96-68	Virginia-4
3/4	W	99-76	NC State-4
3/16	W OT	81-79	St. John's-5
3/22	L	72-73	Cheyney-6

1-Lady Jayhawks Classic, Lawrence, Kan.; 2-Wolfpack Doubleheader, Raleigh, N.C.;
3-Dogwood Classic, Fayetteville, N.C.;
4-ACC Tourn., Fayetteville, N.C.;
5-NCAA First Round, Chapel Hill;
6-NCAA East Regional Semifinal, Norfolk, Va.

1984-85: 21-11 Overall, 11-3 ACC

NCAA Tournament First Round

ACC Regular Season: 2nd

ACC Tournament: Runner-up

11/20	W	100-50	Delaware State
11/23	W	82-44	Charlotte-1
11/24	W	77-65	East Carolina-1
11/29	L	76-82	at Radford
12/1	L	73-74	Virginia Tech-2
12/8	L	70-84	at Tennessee
12/10	W OT	77-67	Temple
12/20	W	69-48	George Washington
12/28	L	64-78	Old Dominion-3
12/29	L	64-78	at NC State-3
1/2	W	75-70	at Clemson
1/5	W	78-61	at Maryland
1/8	L	62-63	at Duke
1/13	L OT	62-64	at Virginia
1/15	W	77-74	NC State
1/19	W	88-68	at Georgia Tech
1/22	W	79-73	at Wake Forest
1/24	W	74-71	Clemson
1/27	W	81-50	Georgia Tech
1/31	W	86-47	Cheyney
2/2	W	66-61	Maryland
2/5	W	77-75	Virginia
2/9	L	63-70	at NC State
2/12	W	88-68	Duke
2/19	W	91-65	Wake Forest
2/22	W	79-62	at Alaska-Anchorage-4
2/23	L	59-80	Louisiana Tech-4
2/24	W	86-71	Louisville-4
3/1	W	76-64	Wake Forest-5
3/2	W	76-55	Virginia-5
3/3	L	80-81	NC State-5
3/17	L	79-98	at Penn State-6

1-Dogwood Classic, Fayetteville, N.C.;
2-Maroon Night, Roanoke, Va.;
3-G.D. Ritzzy's/C.Q. Classic, Raleigh, N.C.;
4-Northern Lights Invitational, Anchorage, Alaska;
5-ACC Tournament, Fayetteville, N.C.;
6-NCAA First Round, University Park, Pa.



CAROLINA

1985-86: 23-9 Overall, 10-4 ACC

NCAA Tournament Sweet 16

ACC Regular Season: 2nd

ACC Tournament: Runner-up

11/25	W	102-54	Md.-Eastern Shore
11/29	W	121-61	Mercer-1
11/30	L	67-90	Auburn-1
12/4	W	75-73	Virginia Tech
12/14	W	72-71	South Carolina
12/18	W	77-67	California
12/20	W	76-67	at Temple
12/27	L	70-87	Georgia-2
12/28	W	87-80	Missouri-2
12/30	L OT	71-82	at UCLA
1/4	W	89-76	Maryland
1/7	L	78-79	at Duke
1/11	W	82-68	Tennessee
1/13	W	81-62	Radford
1/16	W	70-68	at NC State
1/18	W	88-83	Wake Forest
1/22	W	95-91	Clemson
1/25	L	79-84	Virginia
1/27	W	88-65	Georgia Tech
1/30	W	92-58	at Cheyney
2/1	W	65-59	at Maryland
2/5	W	60-58	at Virginia
2/9	W OT	81-79	NC State
2/12	L	79-86	Duke
2/15	L	65-80	at Clemson
2/19	W	82-73	at Wake Forest
2/22	W OT	92-81	at Georgia Tech
3/1	W	88-83	Clemson-3
3/2	W	67-65	Wake Forest-3
3/3	L	74-90	Maryland-3
3/15	W	82-76	UNLV-4
3/20	L	70-84	Southern California-5

1-Sunshine Classic, Lake Mary, Fla.;
 2-Transamerica Classic, Los Angeles, Calif.;
 3-ACC Tourn., Fayetteville, N.C.;
 4-NCAA 2nd Round, Chapel Hill;
 5-NCAA West Region Semifinal, Long Beach, Calif.

1986-87: 19-10 Overall, 9-5 ACC

NCAA Tournament Second Round

ACC Regular Season: 3rd

ACC Tournament: Semifinals

11/28	W	96-79	Northwestern State-1
11/29	L	63-79	at LSU-1
12/6	W	94-65	Temple
12/13	W	65-52	Radford
12/18	W	82-51	UCLA
12/27	L	72-79	Southern California-2
12/28	W	78-67	St. Joseph's-2
12/29	W	89-71	at Miami-2
1/2	W	80-75	at Georgia Tech
1/4	L	68-87	at Tennessee
1/7	W	76-68	Duke
1/10	L	66-81	at Virginia
1/13	L	76-82	NC State**
1/17	W	98-79	at Clemson
1/21	L	63-73	Virginia
1/24	W	86-81	Georgia Tech**
1/27	W	102-59	Wake Forest
1/28	W	67-46	at South Carolina
1/31	L	71-82	at Maryland
2/2	W	69-61	at St. John's
2/4	W	72-70	Clemson
2/7	W	68-64	at Wake Forest
2/10	L	44-51	at NC State
2/14	W	91-49	Western Carolina

2/21	W	85-74	Maryland**
2/23	W	83-67	at Duke
2/28	W	64-54	Georgia Tech-3
3/1	L	63-70	NC State-3
3/14	L	58-76	Old Dominion-4

**Home games played at the Dean E. Smith Center
 1-LSU Crawfish Classic, Baton Rouge, La.;
 2-Miami Orange Bowl Invit., Miami, Fla.;
 3-ACC Tourn., Fayetteville, N.C.;
 4-NCAA 2nd Round, Chapel Hill

1987-88: 10-17 Overall, 4-10 ACC

ACC Regular Season: 6th

ACC Tournament: Quarterfinals

11/28	W	99-51	at Central Florida
12/1	L	81-92	at Radford
12/4	W	88-75	Michigan-1
12/5	W	69-66	Iowa State-1
12/12	W	77-73	South Carolina
12/18	W	82-79	Florida State
12/20	W	90-87	Georgia State
12/28	L	72-77	at California
12/31	L	71-82	at UCLA
1/2	L	69-92	at Southern California
1/6	L	70-104	Maryland
1/12	L	63-72	at NC State
1/17	W	82-74	Georgia Tech**
1/19	L	51-56	at Wake Forest
1/23	L	50-73	Clemson**
1/27	W	66-65	at Duke
1/30	L	73-81	Virginia**
2/2	L	57-74	Wake Forest
2/6	L	66-74	at Maryland
2/9	W 2OT	75-74	NC State
2/13	L	74-76	at Georgia Tech
2/17	L	57-64	at Virginia
2/20	W	68-64	Duke**
2/25	L	65-88	Tennessee
2/27	L	60-66	at Clemson
2/29	L	69-75	Miami
3/5	L	53-61	Wake Forest-2

** Home games played at the Dean E. Smith Center
 1-Tar Heel Invitational, Chapel Hill;
 2-ACC Tournament, Fayetteville, N.C.

1988-89: 10-20 Overall, 1-13 ACC

ACC Regular Season: 8th

ACC Tournament: Quarterfinals

11/25	L	60-72	Washington-1
11/26	W	94-72	Illinois-1
11/27	L	61-76	at Hawaii-1
12/1	L	75-93	Southern California
12/3	W	83-58	East Tennessee State-2
12/4	W	80-75	Indiana-2
12/10	W	75-71	Alabama-3
12/11	W	66-55	at Marshall-3
12/19	W	95-71	UCLA
12/21	W	109-96	Minnesota
12/29	W	84-82	Appalachian State-4
12/30	L	91-95	at Stetson-4
1/4	L	71-98	at South Carolina
1/10	W	93-92	Duke
1/14	L	81-87	at Georgia Tech
1/18	L	64-92	at Virginia
1/21	L	59-93	Maryland
1/24	L	69-86	NC State
1/26	L	70-72	Radford
1/29	L	89-97	Georgia Tech**
2/1	L	79-87	Virginia
2/4	L	70-88	at Wake Forest
2/7	L	72-93	at NC State

2/11	L	66-71	Clemson**
2/15	L	72-74	at Duke
2/18	L	60-87	at Maryland
2/22	L	66-67	Wake Forest
2/25	L	61-92	at Clemson
2/27	W	116-92	Mount St. Mary's
3/4	L	68-93	Maryland-5

** Home games played at the Dean E. Smith Center
 1-Rainbow Wahine Classic, Honolulu, Hawaii;
 2-TarHeel Invitational, Chapel Hill;
 3-Marshall Invitational, Huntington, W. Va.;
 4-Lady Hatter Classic, Deland, Fla.;
 5-ACC Tournament, Fayetteville, N.C.

1989-90: 13-15 Overall, 3-11 ACC

ACC Regular Season: 8th

ACC Tournament: Quarterfinals

11/25	W	102-63	Coastal Carolina
11/27	W	95-62	Towson State
12/1	W	84-77	Wisconsin-1
12/2	L	69-71	Princeton-1
12/6	W	85-79	Furman
12/8	W	102-58	Baptist College*-2
12/9	W	85-61	Fordham-2
12/17	W	70-56	Western Carolina
12/29	L	69-83	Georgia-3
12/30	L	81-106	Iowa-3
1/4	W	76-74	at Georgia State
1/9	L	62-69	at Wake Forest
1/11	L	73-90	Georgia Tech
1/13	L	52-59	at Maryland
1/15	W	82-34	at Loyola (Md.)
1/20	L	88-90	at Duke
1/22	L	63-81	Virginia
1/24	L	69-85	at NC State
1/27	L	66-80	at Clemson
1/31	W	87-75	Wake Forest
2/6	L	64-88	Maryland
2/10	W	81-77	at Georgia Tech
2/12	W	104-66	College of Charleston
2/15	L	46-95	at Virginia
2/18	L	86-105	NC State
2/21	W	58-56	Duke
2/24	L	79-80	Clemson
3/3	L	61-80	NC State-4

*-Baptist became Charleston Southern in 1990
 1-Princeton Tournament, Princeton, N.J.;
 2-Carolina Classic, Chapel Hill;
 3-Hilton Head Super Shootout, Hilton Head, S.C.;
 4-ACC Tourn. Fayetteville, N.C.

1990-91: 12-16 Overall, 2-12 ACC

ACC Regular Season: 8th

ACC Tournament: Quarterfinals

11/24	L	105-109	Providence-1
11/25	W	78-69	Fordham-1
12/2	W	82-63	at William & Mary
12/7	W	82-59	Virginia Union-2
12/8	W	74-71	Bowling Green-2
12/10	W	79-41	Charleston Southern**
12/16	W	82-68	Tennessee State
12/19	W	92-68	Robert Morris
12/30	W	74-54	Loyola (Md.)
1/2	L	77-81	Holy Cross
1/5	W	72-55	College of Charleston-3
1/6	L	69-76	South Carolina-3
1/9	L	86-101	at Georgia Tech
1/12	L	65-77	Wake Forest
1/15	L	72-78	at Duke
1/19	L	68-88	at Maryland
1/23	L	69-79	NC State
1/26	L	66-79	at Clemson

CAROLINA

1/29	L	67-92	Virginia
1/31	W	78-55	Rider
2/2	L	62-66	at Wake Forest
2/6	L	60-97	at Virginia
2/12	L	70-90	at NC State
2/16	W	64-61	Maryland
2/19	L	54-59	Duke
2/22	L	63-83	Georgia Tech
2/24	W	58-54	Clemson
3/2	L	69-90	Virginia-4

** Home games played at the Dean E. Smith Center
 1-Harvard Invitational, Cambridge, Mass.;
 2-Carolina Classic, Chapel Hill;
 3-Coastal Carolina Classic, Conway, S.C.;
 4-ACC Tourn., Fayetteville, N.C.

1991-92: 22-9 Overall, 9-7 ACC NCAA Tournament Second Round ACC Regular Season: T3 ACC Tournament: Semifinals

11/22	W	87-56	South Carolina-Aiken
11/26	W	89-39	William & Mary
11/29	W	90-75	at Stetson
12/6	W	97-61	Navy-1
12/7	W	89-83	Chattanooga-1
12/15	W	66-53	Michigan State
12/19	W	66-53	Virginia Tech
12/31	W	85-62	at College of Charleston
1/2	W	96-36	at Charleston Southern
1/5	W	83-69	Georgia Tech
1/8	L	68-83	Virginia
1/12	W	72-56	Clemson
1/15	W	58-54	Duke
1/18	L	68-72	at Maryland
1/19	W	84-48	at Loyola (Md.)
1/22	W OT	82-77	NC State
1/25	L	61-70	at Florida State
1/30	W	116-58	at Winthrop
2/1	W	84-61	at Wake Forest
2/5	L	65-71	at NC State
2/8	L	78-92	Maryland
2/10	W	69-52	Florida State
2/12	W	69-64	at Duke
2/19	L	46-49	at Clemson
2/23	W	90-61	Wake Forest
2/26	L	52-65	at Virginia
2/29	W	73-70	at Georgia Tech
3/7	W	81-69	Florida State-2
3/8	L	55-74	Virginia-2
3/18	W	60-54	Old Dominion-3
3/21	L	72-86	at Miami-4

1-Harris-Teeter Classic, Chapel Hill;
 2-ACC Tournament, Rock Hill, S.C.;
 3-NCAA First Round, Chapel Hill;
 4-NCAA Second Round, Miami, Fla.

1992-93: 23-7 Overall, 11-5 ACC NCAA Tournament Sweet 16 ACC Regular Season: T2 ACC Tournament: Semifinals

12/1	W	80-41	Charleston Southern
12/4	W	54-39	at Robert Morris
12/5	W	81-65	at Duquesne
12/9	W	94-76	Furman
12/13	W	97-42	Stetson
12/20	W	99-56	College of Charleston
12/30	W	87-51	Loyola (Md.)
1/2	W	67-42	Marshall-1
1/3	W	83-35	at Coastal Carolina-1
1/5	L	63-73	at Georgia Tech

1/10	L	66-85	Florida State
1/12	W	92-68	Wake Forest
1/16	W	59-56	at Clemson
1/19	W	66-54	Duke
1/21	W	73-60	at Florida State
1/23	W	85-80	Maryland
1/27	W	71-47	NC State
1/31	W OT	72-68	Georgia Tech
2/3	W	72-65	Virginia
2/6	W	77-69	at Wake Forest
2/9	L	67-73	at Virginia
2/14	W	80-51	Canisius
2/16	L	55-60	at NC State
2/20	L	52-73	at Maryland
2/23	W	84-63	at Duke
2/27	W	70-63	Clemson
3/6	W	89-71	NC State-2
3/7	L	61-75	Maryland-2
3/21	W OT	74-73	Alabama-3
3/25	L	54-74	Tennessee-4

1-Coastal Carolina Classic, Conway, S.C.;
 2-ACC Tourn., Rock Hill, S.C.;
 3-NCAA 2nd Round, Chapel Hill;
 4-NCAA Mid-east Region Semifinal, Iowa City, Iowa

1993-94: 33-2 Overall, 14-2 ACC NCAA Champion ACC Champion ACC Regular Season: 2nd ACC Tournament: Champion

12/1	W	92-52	UNC Asheville
12/3	W	90-33	UMBC-1
12/4	W	99-58	Niagara-1
12/8	W	102-53	Coastal Carolina**
12/11	W	102-61	Florida State**
12/18	W	102-42	College of Charleston**
12/29	W	115-63	Radford-2
12/30	W	89-83	Alabama-2
12/31	W OT	80-75	Kentucky-2
1/6	W	84-44	Wake Forest**
1/8	W	98-75	Northwestern-3
1/12	L	75-77	Virginia**
1/16	W	87-51	Georgia Tech
1/19	W	79-68	at Duke
1/24	W	79-67	at Maryland
1/27	W	87-66	at NC State
1/30	W	71-68	Clemson
2/1	W	85-34	Winthrop
2/6	W	70-62	at Wake Forest
2/9	L	74-83	at Virginia
2/12	W	89-79	at Georgia Tech
2/16	W	81-54	NC State
2/20	W	106-76	Maryland
2/22	W	70-58	Duke
2/27	W	91-86	at Clemson
3/5	W	78-55	Georgia Tech-4
3/6	W	65-64	Clemson-4
3/7	W	77-60	Virginia-4
3/16	W	101-53	Georgia Southern-5
3/20	W	63-52	Old Dominion-5
3/24	W	73-69	Vanderbilt-6
3/26	W	81-69	Connecticut-6
4/2	W	89-74	Purdue-7
4/3	W	60-59	Louisiana Tech-7

** Home games played at the Dean E. Smith Center
 1-Carolina Invitational, Chapel Hill;
 2-Citrus Sports Travel Holiday Classic, Orlando, Fla.;
 3-ACC/Big Ten Challenge, Charlottesville, Va.;
 4-ACC Tournament, Rock Hill, S.C.;
 5-NCAA First and Second Rounds, Chapel Hill;
 6-NCAA East Region Semifinal and Final, Piscataway, N.J.;
 7-NCAA Final Four, Richmond, Va.

1994-95: 30-5 Overall, 12-4 ACC NCAA Tournament Sweet 16 ACC Champion ACC Regular Season: 2nd ACC Tournament: Champion

11/25	W	79-52	Tennessee Tech-1
11/26	W	83-51	at Hawaii-1
11/27	W	79-72	Florida-1
12/3	W	87-50	Robert Morris
12/4	W	113-58	N.C. A&T
12/7	W	102-38	Loyola (Md.)
12/10	W	92-36	East Carolina
12/19	W	92-43	Morehead State-2
12/20	W	81-36	College of Charleston-2
12/21	W	106-72	East Tennessee State-2
12/29	W	80-68	Rhode Island-3
12/30	W	57-52	at Virginia Tech-3
1/4	W	77-52	at Florida State
1/7	W	74-62	Georgia Tech
1/9	W	82-67	Wake Forest
1/14	W	77-73	at Clemson
1/18	W	71-62	NC State
1/22	W	88-67	Maryland
1/25	L	72-74	at Duke
1/28	W	85-48	at Wake Forest
1/30	L	64-80	at Virginia
2/3	W	92-47	Florida State
2/5	L	78-88	Virginia
2/8	W	84-62	at Georgia Tech
2/11	W	84-47	George Mason
2/15	W	82-69	Clemson
2/19	L 2OT	86-88	at NC State
2/21	W	86-70	at Maryland
2/25	W	82-57	Duke
3/3	W	71-51	Wake Forest-4
3/4	W	90-71	NC State-4
3/5	W	95-70	Duke-4
3/16	W	89-48	Western Illinois-5
3/18	W	59-45	Seton Hall-5
3/23	L	81-71	Stanford-6

1-Rainbow Wahine Classic, Honolulu, Hawaii;
 2-Carolinas Holiday Beach Classic, Myrtle Beach, S.C.;
 3-Diamond Club Classic, Blacksburg, Va.;
 4-ACC Tournament, Rock Hill, S.C.;
 5-NCAA First and Second Rounds, Chapel Hill;
 6-NCAA West Region Semifinal, Los Angeles, Calif.

1995-96: 13-14 Overall, 8-8 ACC ACC Regular Season: 5th ACC Tournament: Quarterfinals

11/25	W	72-45	Towson State
12/2	L	62-77	Connecticut-1
12/3	W	77-72	at Richmond
12/9	W	88-54	UNC-Asheville
12/19	W	95-52	Coastal Carolina-2
12/20	L	75-81	Nebraska-2
12/21	L	64-73	Iowa-2
12/29	W	82-61	Georgetown-3
12/30	L	55-69	Auburn-3
1/3	W	67-59	Florida State
1/6	W	78-74	at Georgia Tech
1/8	W	84-72	at Wake Forest
1/13	W	93-68	Clemson
1/17	L	72-76	at NC State
1/21	W	66-63	at Maryland
1/24	L	85-86	Duke
1/29	W	69-68	Wake Forest
1/31	L	71-87	at Virginia
2/4	L	75-80	Georgia-4



CAROLINA

2/7	W	88-72	Georgia Tech
2/9	L	64-73	at Florida State
2/12	L	70-83	Virginia
2/15	L OT	78-79	at Clemson
2/18	W	75-65	NC State
2/21	L	62-68	Maryland
2/23	L	58-61	at Duke
3/1	L	49-67	Clemson-5

1-Central Fidelity Classic, Richmond, Va.;
2-Carolinas Holiday Beach Classic, Myrtle Beach, S.C.;
3-Big Four Classic, Greensboro, N.C.;
4-Naismith/Booth Classic, Charlotte, N.C.;
5-ACC Tournament, Rock Hill, S.C.

1996-97: 29-3 Overall, 15-1 ACC

NCAA Tournament Sweet 16

ACC Champion

ACC Regular Season: 1st

ACC Tournament: Champion

11/23	W	78-37	William & Mary
11/26	W	113-67	Radford
11/30	W	97-56	East Tennessee State
12/2	W	84-41	Mount St. Mary's
12/14	W	96-49	Howard
12/18	W	93-63	Georgia Southern-1
12/19	W	72-67	Louisville-1
12/20	L	74-88	Alabama-1
12/28	W	68-52	Maine-2
12/29	W	76-49	Mississippi State-2
1/5	W	79-69	at Maryland
1/8	W	88-63	at Florida State
1/11	W	80-53	Georgia Tech
1/14	W	82-55	Wake Forest
1/18	W	87-73	at Duke
1/20	W	75-63	at Clemson
1/23	W	77-66	NC State
1/27	W	75-71	at Virginia
1/30	W	80-77	at Georgia Tech
2/2	W	75-71	at Wake Forest
2/7	W	73-63	Maryland
2/10	W	79-72	Clemson
2/14	W	82-56	Florida State
2/17	L	77-84	at NC State
2/21	W	81-61	Duke
2/23	W	70-65	Virginia
2/28	W	86-60	Wake Forest-3
3/1	W	66-55	Duke-3
3/2	W	62-58	Clemson-3
3/14	W	78-53	Harvard-4
3/16	W OT	81-71	Michigan State-4
3/22	L	44-46	George Washington-5

1-Carolinas Holiday Beach Classic, Myrtle Beach, S.C.;
2-Big Four Classic, Greensboro, N.C.;
3-ACC Tourn., Charlotte, N.C.;
4-NCAA 1st/2nd Rounds, Chapel Hill;
5-NCAA E. Region Semifinals, Columbia, S.C.

1997-98: 27-7 Overall, 11-5 ACC

NCAA Tournament Elite Eight

ACC Champion

ACC Regular Season: 4th

ACC Tournament: Champion

11/19	W	93-78	Buffalo
11/23	L	48-68	Florida-1
11/25	W	90-48	UNC Asheville
11/27	W	89-67	Miami (Ohio)-2
11/28	W	68-61	Oklahoma-2
12/4	W	90-59	at Wake Forest
12/7	W	91-65	Furman
12/14	W	86-31	Western Carolina
12/18	W OT	82-78	UCLA

12/20	W	88-67	Western Kentucky-3
12/30	W	106-35	South Carolina State
1/2	L	63-77	at Clemson
1/4	W OT	103-77	Florida State
1/8	W	69-48	at Georgia Tech
1/12	W	83-74	Duke
1/15	L 3OT	100-105	Virginia
1/18	L	62-84	at Maryland
1/22	W	67-64	NC State
1/25	W	78-53	Wake Forest
1/30	W	74-45	Coastal Carolina
2/1	W	80-59	Clemson
2/4	W	75-58	at Florida State
2/8	W	85-58	Georgia Tech**
2/12	L	70-83	at Duke
2/15	W 2OT	85-84	at Virginia
2/20	W	71-52	Maryland
2/22	L	57-60	at NC State
2/27	W	76-56	Virginia-4
2/28	W	56-52	Duke-4
3/1	W	81-50	Clemson-4
3/13	W	91-71	Howard-5
3/15	W	85-72	Florida International-5
3/21	W	80-74	Illinois-6
3/23	L	70-76	Tennessee-6

** Home games played at the Dean E. Smith Center
1-Hall of Fame Tipoff Classic, Champaign, Ill.;
2-LMU Furama Hotel Thanksgiving Classic, Los Angeles, Calif.;
3-Myrtle Beach, S.C.;
4-ACC Tournament, Charlotte, N.C.;
5-NCAA First and Second Rounds, Chapel Hill;
6-NCAA MidEast Region Semifinal and Final, Nashville, Tenn.

1998-99: 28-8 Overall, 11-5 ACC

NCAA Tournament Sweet 16

ACC Regular Season: T3

ACC Tournament: Runner-up

11/13	W	85-71	Akron
11/15	W	76-58	Kansas-1
11/17	W	85-68	Syracuse
11/19	W	88-43	UNC Wilmington
11/21	W	82-50	Fordham
11/27	W	77-67	St. John's-2
11/28	L	68-86	UCLA-2
11/29	W	75-72	at Hawaii-2
12/3	W	85-68	Georgia Tech
12/5	W OT	112-101	at Florida State
12/7	W	77-46	Marshall
12/13	W	95-63	Tennessee State
12/17	W	89-66	at Holy Cross
12/20	W	90-75	Alabama-3
12/29	W	100-62	George Mason
12/31	W	93-50	Hampton
1/2	W	100-75	at Wake Forest
1/4	W	87-76	Clemson
1/7	L	70-87	at NC State
1/10	W	87-58	Maryland
1/18	W	79-68	at Virginia
1/22	L	71-93	Duke
1/24	L	84-91	at Georgia Tech
1/28	W	87-76	Florida State
1/31	W	88-66	Wake Forest
2/3	W	76-72	at Clemson
2/7	L	71-79	NC State
2/11	W	78-63	at Maryland
2/14	W OT	82-80	Virginia
2/21	L	78-88	at Duke
2/27	W	87-71	Georgia Tech-4
2/28	W	83-70	Virginia-4
3/1	L	72-87	Clemson-4
3/12	W	64-55	Northeastern-5
3/14	W	70-56	Alabama-5

3/20	L	59-82	Purdue-6
------	---	-------	----------

1-State Farm Tip-off Classic, West Lafayette, Ind.;
2-Rainbow Wahine Classic, Honolulu, Hawaii;
3-ACC-SEC Challenge, Myrtle Beach, S.C.;
4-ACC Tournament, Charlotte, N.C.;
5-NCAA First and Second Rounds, Chapel Hill;
6-NCAA Midwest Region Semifinal, Normal, Ill.

1999-2000: 20-13 Overall, 8-8 ACC

NCAA Tournament Sweet 16

ACC Regular Season: 7th

ACC Tournament: Runner-up

11/20	L	65-69	UCLA-1
11/23	W	66-49	East Carolina
11/26	W	82-55	East Tennessee State
11/28	W	72-68	Arizona State
12/2	W	92-79	at Maryland
12/4	L	86-99	Notre Dame-2
12/5	W	106-80	at Richmond-2
12/7	W	74-55	Georgia Southern
12/11	W	77-58	Radford
12/19	W	82-65	Michigan State-3
12/30	W	70-65	California
1/3	L	72-79	NC State
1/6	L	68-87	at Virginia
1/10	L	59-60	Clemson
1/13	L	44-55	at Georgia Tech
1/16	L	56-69	at Wake Forest
1/20	W	77-67	Florida State
1/23	L	67-79	at Iowa State-4
1/27	L	58-101	at Duke
1/30	W	54-49	Maryland
2/3	L	76-86	at NC State
2/7	W OT	66-63	Virginia
2/10	L	65-69	at Clemson
2/13	W	85-62	Georgia Tech
2/17	W	75-69	Wake Forest
2/22	W	78-74	at Florida State
2/27	W	73-64	Duke
3/4	W	56-54	Clemson-5
3/5	W	67-63	Virginia-5
3/6	L	76-79	Duke-5
3/18	W	62-57	Maine-6
3/20	W	83-50	Rice-6
3/25	L	57-83	Georgia-7

1-Secret Four in the Fall, Lubbock, Texas;
2-Wachovia Women's Invit Tourn., Richmond, Va.;
3-ACC/Big Ten Challenge, Myrtle Beach, S.C.;
4-ACC/Big 12 Challenge, Ames, Iowa;
5-ACC Tourn., Charlotte, N.C.;
6-NCAA First and Second Rounds, Santa Barbara, Calif.;
7-NCAA West Region Semifinal, Portland, Ore.

2000-01: 15-14 Overall, 7-9 ACC

ACC Regular Season: 7th

ACC Tournament: Quarterfinals

11/17	L	89-95	at Buffalo
11/19	W	81-68	at Syracuse
11/21	W	101-33	North Carolina A&T
11/25	L	77-91	Old Dominion**
11/27	W	84-63	East Tennessee State
12/3	L	55-78	Notre Dame-1
12/9	W	87-69	Maryland
12/16	W	71-48	Winthrop
12/21	W	74-68	South Carolina-2
12/28	W	77-58	Elon
1/2	L	75-82	Georgia Tech
1/4	L	71-73	at Wake Forest
1/8	W	71-70	at Clemson
1/11	L	76-78	Virginia
1/14	W OT	83-77	NC State**
1/18	W	75-62	at Florida State

CAROLINA

1/21	L	77-94	Oklahoma-3
1/25	L OT	85-92	Duke
1/28	L	53-55	at Maryland
2/1	W	85-63	at Georgia Tech
2/4	W	72-60	Wake Forest
2/8	W 2OT	100-99	Clemson
2/11	L	73-76	at Virginia
2/14	W	72-54	Coastal Carolina
2/18	L OT	78-80	Florida State
2/22	L	73-84	at NC State
2/26	L	67-72	at Duke
3/2	W	79-64	Georgia Tech-4
3/3	L	57-75	Clemson-4

**Home games played at the Dean E. Smith Center

- 1-Honda Elite Classic, Orlando;
- 2-ACC/SEC Challenge, Myrtle Beach;
- 3-ACC/Big 12 Challenge, Chapel Hill;
- 4-ACC Tourn., Greensboro, N.C.

2001-02: 26-9 Overall, 11-5 ACC

NCAA Tournament Sweet 16

ACC Regular Season: 2nd

ACC Tournament: Runner-up

11/9	W	77-59	George Mason-1
11/11	W	89-69	Evansville-1
11/15	L	74-97	at Connecticut-2
11/20	W	100-44	Western Carolina
11/23	W	117-57	Howard-3
11/24	W	84-43	at Winthrop-3
11/28	W	102-64	Kentucky
12/2	W	95-85	at Old Dominion
12/5	W	90-68	Wake Forest
12/8	W	99-69	Richmond
12/20	L	53-85	South Carolina-4
12/30	W	85-58	Maryland
1/2	W	93-81	at Florida State
1/5	W	76-47	Lehigh
1/7	W	90-67	Tennessee-Martin
1/10	L	63-66	NC State**
1/13	W	89-85	at Clemson
1/17	L	62-81	Georgia Tech
1/21	L	64-65	at Wake Forest
1/24	L	82-102	at Duke
1/27	W	79-64	Virginia
1/31	W	68-57	at Maryland
2/4	W	93-63	Florida State
2/6	W	49-45	Villanova
2/10	W	80-71	at NC State
2/14	W	86-76	Clemson
2/17	W	71-62	at Georgia Tech
2/21	W	78-68	at Virginia
2/24	L	75-90	Duke
3/2	W	78-53	Maryland-5
3/3	W	58-52	NC State-5
3/4	L	80-87	Duke-5
3/16	W	85-58	Harvard-6
3/18	W	72-69	Minnesota-6
3/23	L	61-70	Vanderbilt-7

** Home game played at the Dean E. Smith Center

- 1-Preseason WNIT, Chapel Hill;
- 2-Preseason WNIT Semifinals, Storrs, Conn.;
- 3-Lady Eagles Classic, Rock Hill, S.C.;
- 4-Myrtle Beach, S.C.;
- 5-ACC Tourn., Greensboro, N.C.;
- 6-NCAA 1st/2nd Rounds, Chapel Hill;
- 7-NCAA Midwest Region Semifinal, Ames, Iowa

2002-03: 28-6 Overall, 13-3 ACC

NCAA Tournament Second Round

ACC Regular Season: 2nd

ACC Tournament: Runner-up

11/22	W	68-46	Davidson
11/24	W	106-40	East Tennessee State
11/29	W	82-66	DePaul-1
11/30	L	63-66	Oklahoma-1
12/1	W	61-50	at Hawaii-1
12/5	W	80-44	Appalachian State**
12/8	W	90-54	Old Dominion
12/17	W	83-50	Elon
12/20	W	78-69	South Carolina-2
12/29	W	84-49	Charleston Southern
12/31	W	80-42	American
1/2	W	72-67	at Georgia Tech
1/5	W	80-59	NC State
1/9	W	86-56	Wake Forest
1/12	W	74-53	at Florida State
1/16	W	77-55	at Clemson
1/20	L OT	67-78	Duke
1/23	W	79-76	at Western Michigan
1/27	W	83-82	at Maryland
1/30	W	74-54	Virginia
2/2	W	76-64	Georgia Tech
2/7	W	66-63	at NC State
2/9	W	67-57	at Wake Forest
2/13	W	72-56	Florida State
2/16	W	70-66	Clemson
2/20	L	63-97	at Duke
2/24	W	80-48	Coastal Carolina
2/27	W	94-77	Maryland
3/2	L	59-69	at Virginia
3/8	W	80-71	Clemson-3
3/9	W	88-78	Virginia-3
3/10	L	59-77	Duke-3
3/22	W	72-70	Austin Peay-4
3/24	L	67-86	at Colorado-4

** Home game played at the Dean E. Smith Center

- 1-Rainbow Wahine Classic, Honolulu, Hawaii;
- 2-Myrtle Beach, S.C.;
- 3-ACC Tourn., Greensboro, N.C.;
- 4-NCAA Tourn 1st/2nd Rounds, Boulder, Colo.

2003-04: 24-7 Overall, 12-4 ACC

NCAA Tournament First Round

ACC Regular Season: 2nd

ACC Tournament: Runner-up

11/21	W	80-44	St. Francis (Pa.)
11/23	W	92-45	Hofstra
11/25	W	75-59	at Kentucky
11/29	W	76-34	UMBC
12/3	W	101-63	Tennessee-Martin
12/5	W	90-51	South Carolina State
12/7	L	68-73	at Old Dominion
12/13	W	94-40	Wofford
12/17	W	81-52	Western Michigan
12/20	W	77-53	South Carolina-1
12/30	W	73-60	Penn State
1/2	W	90-79	Wake Forest
1/4	W	72-47	Clemson
1/8	W	58-57	at NC State
1/11	L	57-79	at Duke
1/19	W	72-59	at Maryland
1/22	W	63-56	Georgia Tech
1/26	L	67-69	at Wake Forest
1/29	W	75-70	at Virginia
2/1	W	66-60	Florida State
2/5	W	72-41	at Clemson
2/8	L	54-62	NC State
2/14	L	79-89	Duke**
2/19	W	79-64	Maryland
2/23	W	58-46	at Georgia Tech
2/26	W	71-58	at Florida State
2/29	W	70-64	Virginia

3/6	W	64-45	Virginia-2
3/7	W	75-64	NC State-2
3/8	L	47-63	Duke-2
3/21	L	62-67	Middle Tennessee-3

** Home game played at the Dean E. Smith Center

- 1-Myrtle Beach, S.C.;
- 2-Atlantic Coast Conference Tournament, Greensboro, N.C.;
- 3-NCAA First Round, South Bend, Ind.

2004-05: 30-4 Overall, 12-2 ACC

NCAA Tournament Elite Eight

ACC Champion

ACC Regular Season: T1

ACC Tournament: Champion

11/19	W	88-40	Elon
11/21	W	71-65	Connecticut-1
11/23	W	88-33	Charleston Southern
11/27	W	63-56	Villanova-2
11/28	W	84-76	at UNLV-2
12/1	W	89-51	Wofford
12/2	W	96-36	Tennessee-Martin
12/5	L	71-77	at Penn State
12/12	W	94-52	Coastal Carolina
12/19	W	79-44	Georgia State-3
12/28	W	91-45	Lipscomb
12/30	W	79-55	Old Dominion**
1/6	W	79-29	Winthrop
1/9	L	77-92	at Maryland
1/14	W	77-75	at NC State
1/17	W	83-52	Miami
1/20	L OT	73-79	at Florida State
1/24	W	56-51	Duke**
1/27	W	83-61	Wake Forest
1/30	W	55-41	at Georgia Tech
2/4	W	99-55	Clemson
2/7	W	76-56	at Virginia
2/11	W	93-67	Virginia Tech
2/16	W	78-69	at Wake Forest
2/20	W OT	75-72	NC State**
2/24	W	89-60	Virginia
2/27	W	77-68	at Duke
3/5	W	64-57	Miami-4
3/6	W	78-72	Virginia-4
3/7	W	88-67	Duke-4
3/20	W	97-62	Coppin State-5
3/22	W	71-47	George Washington-5
3/26	W	79-72	at Arizona State-6
3/28	L	63-72	Baylor-6

** Home game played at the Dean E. Smith Center

- 1-Jimmy V Classic, Raleigh, N.C.;
- 2-UNLV Lady Rebel Shootout, Las Vegas;
- 3-Myrtle Beach, S.C.;
- 4-ACC Tournament, Greensboro, N.C.;
- 5-NCAA 1st/2nd Rounds, Chapel Hill;
- 6-NCAA Regionals, Tempe, Ariz.

2005-06: 33-2 Overall, 13-1 ACC

NCAA Final Four

ACC Champion

ACC Regular Season: 1st

ACC Tournament: Champion

11/18	W	86-48	Davidson
11/21	W	87-36	Liberty
11/25	W	79-72	Arizona State-1
11/26	W	77-54	TCU-1
11/29	W	83-43	UNC Asheville
12/1	W	92-38	Charleston Southern
12/2	W	71-47	South Florida
12/5	W	77-54	at Connecticut
12/8	W	87-50	Wofford
12/17	W	98-41	Coastal Carolina



CAROLINA

12/20	W	87-67	Vanderbilt-2
12/29	W OT	88-80	at Old Dominion
12/31	W	101-48	College of Charleston
1/6	W	102-61	Clemson
1/9	W	90-57	at Miami
1/15	W	65-53	at NC State
1/18	W	85-56	Georgia Tech
1/22	W	68-51	Florida State
1/27	W	91-57	at Wake Forest
1/29	W	74-70	at Duke
2/2	W	75-58	NC State
2/5	W	75-56	at Georgia Tech
2/9	L OT	95-98	Maryland
2/12	W	72-60	at Virginia
2/17	W	84-75	at Virginia Tech
2/20	W	69-62	Boston College
2/25	W	77-65	Duke
3/3	W	82-56	Virginia-3
3/4	W	90-69	NC State-3
3/5	W	91-80	Maryland-3
3/18	W	75-51	UC Riverside-4
3/20	W	89-70	at Vanderbilt-4
3/26	W	70-68	Purdue-5
3/28	W	75-63	Tennessee-5
4/2	L	70-81	Maryland-6

1-Caribbean Classic, Cancun, Mexico;
 2-Myrtle Beach, S.C.;
 3-ACC Tournament, Greensboro, N.C.;
 4-NCAA First and Second Rounds, Nashville, Tenn.;
 5-NCAA Regional Semifinals and Final, Cleveland, Ohio;
 6-NCAA Final Four, Boston, Mass.

2006-07: 34-4 Overall, 11-3 ACC

NCAA Final Four

ACC Champion

ACC Regular Season: 2nd

ACC Tournament: Champion

11/10	W	96-35	East Tennessee State
11/12	W	83-32	Winston-Salem State
11/17	W	90-36	Elon
11/24	W	99-38	Sacramento State-1
11/25	W	101-63	Gonzaga-1
11/26	W	94-69	Arkansas-1
11/30	W	103-48	UNC Greensboro
12/3	W	70-57	Tennessee
12/6	W	95-36	Wofford
12/10	W	87-58	Western Carolina
12/16	W	92-42	South Carolina State
12/18	W	87-48	Coastal Carolina-2
12/20	W	87-43	St. John's-2
12/28	W	87-40	Delaware State
12/30	W	93-52	Tennessee Tech
1/2	W	69-57	at Georgia Tech
1/4	W	102-68	Virginia Tech
1/8	W	96-62	Virginia
1/11	W	100-65	at Clemson
1/15	W	82-76	Connecticut
1/18	W	78-31	Georgia Tech
1/21	W	86-65	NC State
1/28	W	84-71	at Maryland
2/1	W	82-60	at Boston College
2/8	L	53-64	Duke
2/12	W	80-59	at Florida State
2/16	L	65-72	at NC State
2/18	W	93-70	Miami
2/22	W	96-47	Wake Forest
2/25	L	62-67	at Duke
3/2	W	90-60	Virginia Tech-3
3/3	W	78-72	Maryland-3
3/4	W	60-54	NC State-3
3/18	W	95-38	Prairie View A&M-4

3/20	W	60-51	Notre Dame-4
3/25	W	70-56	George Washington-5
3/27	W	84-72	Purdue-5
4/1	L	50-56	Tennessee-6

1-Rainbow Wahine Classic, Honolulu;
 2-Myrtle Beach, S.C.;
 3-ACC Tournament, Greensboro, N.C.;
 4-NCAA First and Second Rounds, Pittsburgh, Pa.;
 5-NCAA Regionals, Dallas, Texas;
 6-NCAA Final Four, Cleveland, Ohio

2007-08: 33-3 Overall, 14-0 ACC

NCAA Regional Final

ACC Champion

ACC Regular Season: 1st

ACC Tournament: Champion

11/9	W	109-32	North Carolina Central
11/11	W	75-60	Arizona State-1
11/13	W	98-53	Elon
11/16	W	92-63	Coppin State-2
11/18	W	97-72	Syracuse-2
11/19	W	99-64	Georgia State
11/25	W	77-36	Furman
11/27	W	102-58	College of Charleston
11/29	W	90-72	Purdue-3
12/2	L	79-83	at Tennessee
12/9	W	102-42	Wofford
12/17	W	82-58	at Coastal Carolina
12/20	W	93-60	vs. Western Kentucky-4
12/30	W	88-67	Liberty
1/5	W	99-78	Georgia Tech
1/10	W	79-59	at Virginia Tech
1/13	W	79-70	at NC State
1/17	W	87-59	Boston College
1/21	L	71-82	at Connecticut
1/26	W 2OT	97-86	Maryland
1/31	W	76-55	at Wake Forest
2/4	W	93-76	at Duke
2/7	W	79-47	Clemson
2/10	W	75-61	at Georgia Tech
2/15	W	90-82	at Virginia
2/17	W	97-77	Florida State
2/21	W	79-61	at Miami
2/25	W	85-79	NC State
3/2	W	82-51	Duke
3/7	W	97-77	vs. Clemson-5
3/8	W	80-65	vs. Virginia-5
3/9	W	86-73	vs. Duke-5
3/23	W	85-50	vs. Bucknell-6
3/25	W	80-66	vs. Georgia-6
3/29	W	78-74	vs. Louisville-7
3/31	L	50-56	vs. LSU-7

1-State Farm Tip-Off Classic, Dean E. Smith Center;
 2-WNIC, Chapel Hill;
 3-Big/Ten ACC Challenge;
 4-Myrtle Beach, S.C.;
 5-ACC Tournament, Greensboro, N.C.;
 6-NCAA First and Second Rounds, Norfolk, Va.;
 7-NCAA Regionals, New Orleans, La.

2008-09: 28-7 Overall, 10-4 ACC

NCAA Tournament Second Round

ACC Regular Season: 4th

ACC Tournament: Semifinals

11/14	W	90-56	Western Carolina-1
11/16	W	77-65	VCU-1
11/17	W	102-68	Kennesaw State
11/19	W	73-67	Xavier-1
11/23	W	80-79	at Oklahoma-1
11/25	W	96-42	Wofford
11/28	W	98-62	vs. Pacific-2
11/29	W	82-78	vs. Oregon State-2

12/3	W	72-63	at Ohio State-3
12/13	W	95-44	Coastal Carolina
12/15	W	105-49	Arkansas-Pine Bluff
12/20	W	68-59	vs. Illinois-4
12/28	W	102-55	Western Michigan
12/30	W	93-61	Austin Peay
1/8	W	83-74	at Clemson
1/11	W OT	75-66	NC State
1/16	W	103-74	Virginia
1/19	L	58-88	Connecticut
1/22	L	62-66	at Georgia Tech
1/25	L	71-77	at Maryland
1/29	W	77-66	Wake Forest
2/1	W	98-45	North Carolina Central
2/5	W	93-77	Virginia Tech
2/9	W	75-60	Duke
2/13	L	70-77	at Florida State
2/15	W	73-50	Georgia Tech
2/19	W	92-68	at Boston College
2/23	W	74-57	at NC State
2/26	L	90-76	at Miami
3/1	L OT	79-81	at Duke
3/6	W	74-55	vs. Clemson-5
3/7	L	84-95	vs. Maryland-5
3/15	W	75-69	South Dakota
3/21	W	85-80	vs. UCF-6
3/23	L	70-85	vs. Purdue-6

1-WNIT;
 2-Junkanoo Jam, Grand Bahama Island;
 3-ACC/Big Ten Challenge;
 4-Myrtle Beach, S.C.;
 5-ACC Tournament, Greensboro, N.C.;
 6-NCAA First and Second Rounds, Chattanooga, Tenn.

2009-10: 19-12 Overall, 6-8 ACC

NCAA Tournament First Round

ACC Regular Season: 8th

ACC Tournament: First Round

11/13	W	88-57	College of Charleston
11/18	W	88-49	Coastal Carolina
11/22	W	78-68	at UNLV
11/25	W	92-37	Presbyterian College
11/29	W	76-67	Charleston Southern
12/3	L	66-72	at Michigan State-1
12/6	W	83-73	St. John's
12/8	W	74-48	Radford
12/13	W	81-65	Gardner-Webb
12/20	W	93-85	vs. South Carolina-2
12/29	W	89-44	Kennesaw State
12/31	W	104-65	East Tennessee State
1/2	W	101-38	Winston-Salem State
1/6	W	89-78	Georgia Tech
1/9	L	47-88	at Connecticut
1/14	L	64-79	at Virginia Tech
1/17	W	75-64	Maryland
1/22	W	79-61	Clemson
1/25	W	81-69	at NC State
2/1	L	73-83	Florida State
2/4	L	69-80	at Miami
2/8	L	51-79	at Duke
2/11	L	62-69	Boston College
2/15	L 2OT	78-82	at Virginia
2/18	W OT	65-69	at Wake Forest
2/21	L	63-74	NC State
2/26	L	57-64	at Georgia Tech
2/28	W	64-54	Duke
3/4	L	77-83	vs. Maryland-3
3/14	W	88-66	North Carolina Central
3/20	L	76-82	vs. Gonzaga-4

1-ACC/Big Ten Challenge;
 2-Myrtle Beach, S.C.;

CAROLINA

3-ACC Tournament, Greensboro, N.C.;
4-NCAA First Round, Seattle, Wash.

2010-11: 28-9 Overall, 8-6 ACC

NCAA Regional Semifinals

ACC Regular Season: 6th

ACC Tournament: Runner-Up

11/12	W	110-41	North Florida
11/17	W	76-47	Robert Morris
11/19	W	93-37	Coastal Carolina
11/21	W	93-36	Western Carolina
11/26	W	93-55	Washington State-1
11/27	W	87-58	Illinois-1
11/28	W	91-57	at Hawaii-1
12/2	W	79-67	Iowa-2
12/8	W	87-47	ETSU
12/12	W	78-66	UNLV
12/19	W	75-51	vs. South Carolina-3
12/28	W	75-49	College of Charleston
12/31	W	83-62	at Gardner-Webb
1/3	W	97-40	North Carolina Central
1/6	L	70-71	at Georgia Tech
1/9	W	84-83	at Boston College
1/14	W	83-76	NC State
1/17	L	57-83	Connecticut
1/20	W	71-56	Wake Forest
1/23	L	65-88	at Maryland
1/28	W	64-52	Virginia
1/30	W	76-51	Virginia Tech
2/2	W	84-75	at Florida State
2/7	W	62-60	Duke
2/10	W	60-47	at Clemson
2/13	L	66-78	Miami
2/21	L	72-88	at NC State
2/24	L	57-64	Georgia Tech
2/27	L	58-66	at Duke
3/3	W	78-64	vs. Clemson-4
3/4	W	78-65	vs. Florida State-4
3/5	W	83-57	vs. Miami-4
3/6	L	66-81	vs. Duke-4
3/13	W	98-52	Kennesaw State
3/19	W	82-68	vs. Fresno State-5
3/21	W	86-74	vs. Kentucky-5
3/26	L	65-72	vs. Stanford-6

1-Rainbow Wahine Showdown, Honolulu;
2-ACC/Big Ten Chall.;
3-Myrtle Beach;
4-ACC Tourn., Greensboro;
5-NCAA 1st/2nd Rounds, Albuquerque, N.M.;
6-NCAA Regionals, Spokane, Wash.

2011-12: 20-11 Overall, 9-7 ACC

ACC Regular Season: 5th

ACC Tournament: Quarterfinals

11/12	W	109-44	Gardner-Webb
11/13	W	91-34	USC Upstate
11/16	W	91-35	UNC Greensboro
11/22	W	61-38	Presbyterian College
11/27	W	76-62	Kennesaw State
11/30	L	84-103	at Penn State-1
12/7	W	95-53	Lipscomb
12/11	W	93-77	East Tennessee State
12/18	L	48-79	vs. South Carolina-2
12/20	W	65-61	vs. East Carolina-2
12/29	W	74-21	Savannah State
12/30	W	79-42	North Carolina Central
1/2	W	65-63	Miami
1/5	W 2OT	78-73	at Virginia
1/8	L OT	72-78	Maryland
1/12	L	47-52	Clemson

1/16	L	35-86	at Connecticut
1/19	W	56-37	at Virginia Tech
1/22	W	60-50	at NC State
1/25	W	77-46	Boston College
1/29	W	75-71	at Wake Forest
2/3	W	64-56	Virginia
2/6	L	56-96	at Duke
2/8	L	37-61	at Miami
2/12	L	54-56	Georgia Tech
2/15	W	71-66	at Florida State
2/19	W	68-59	NC State
2/24	L	64-84	at Maryland
2/26	L	63-69	Duke
3/1	W	90-51	vs. Clemson-3
3/2	L	53-54	vs. Georgia Tech-3

1-ACC/Big Ten Challenge;
2-Myrtle Beach, S.C.;
3-ACC Tournament, Greensboro, N.C.

2012-13: 29-7 Overall, 14-4 ACC

NCAA Tournament Second Round

ACC Regular Season: T2

ACC Tournament: Runner-up

11/9	W	70-59	Davidson-1
11/11	W	62-58	Duquesne-1
11/14	W	63-48	Georgetown-1
11/18	W	77-64	at Iowa-1
11/24	W	85-55	La Salle
11/25	W	101-42	UNC Asheville
11/28	W	57-54	Ohio State-2
12/2	L	57-102	at Tennessee
12/5	W	64-44	Radford
12/12	W	49-21	North Carolina Central
12/16	W	75-49	at Coastal Carolina
12/19	W	76-67	vs. East Carolina-3
12/28	W	85-44	East Tennessee State
12/30	W	65-58	at Clemson
1/3	W	60-57	Maryland
1/6	W	48-45	Virginia Tech
1/10	W	70-66	at NC State
1/13	W	79-58	Georgia Tech
1/17	W	71-60	Virginia
1/24	L	59-85	at Maryland
1/27	W	64-62	at Miami
1/31	W	72-62	Florida State
2/3	L	63-84	Duke
2/7	W	80-52	at Boston College
2/10	W	60-58	at Georgia Tech
2/14	W	76-56	Wake Forest
2/17	L	73-80	at Florida State
2/22	W	72-50	at Virginia Tech
2/24	W	68-58	NC State
2/28	W	85-57	Boston College
3/3	L	58-65	at Duke
3/8	W	62-57	vs. Boston College-4
3/9	W	72-65	vs. Maryland-4
3/10	L	73-92	vs. Duke-4
3/24	W	59-54	vs. Albany-5
3/26	L	69-78	Delaware-5

1-Preseason WNIT;
2-ACC/Big Ten Challenge;
3-Myrtle Beach, S.C.;
4-ACC Tourn., Greensboro, N.C.;
5-NCAA 1st/2nd Rounds, Newark, Del.

2013-14: 27-10 Overall, 10-6 ACC

NCAA Regional Final

ACC Regular Season: T5

ACC Tournament: Semifinals

11/8	W	87-26	Air Force
11/11	L	65-81	Tennessee

11/17	W	78-68	at UCLA
11/21	W	106-52	Coastal Carolina
11/24	W	91-51	Coppin State
11/28	W	93-60	Arkansas State-1
11/29	L OT	81-94	Arizona State-1
11/30	W	87-51	Illinois-1
12/4	W	75-62	Nebraska-2
12/14	W	100-49	Charleston Southern
12/16	W	124-41	vs. New Orleans-3
12/18	W	74-66	vs. South Carolina-3
12/21	W	103-71	High Point
1/2	W	74-71	James Madison
1/5	L	70-79	Maryland
1/9	W	79-70	NC State
1/12	W	65-61	at Florida State
1/16	W	78-55	Clemson
1/19	W	73-56	at Boston College
1/23	W	83-65	at Wake Forest
1/30	L	73-78	Syracuse
2/2	L	80-83	Miami
2/6	L	91-94	at Georgia Tech
2/10	W	89-78	at Duke
2/13	W	86-50	Pittsburgh
2/16	W	89-82	at NC State
2/20	W	80-74	at Virginia
2/23	L	47-50	Virginia Tech
2/27	L	75-100	at Notre Dame
3/2	W	64-60	Duke
3/6	W	69-65	vs. Wake Forest-4
3/7	W	73-70	vs. Maryland-4
3/8	L	61-66	vs. Duke-4
3/23	W	60-58	UT Martin-5
3/25	W	62-53	Michigan State-5
3/30	W	65-58	vs. South Carolina-6
4/1	L	65-74	vs. Stanford-6

1-Cancun Challenge;
2-ACC/Big Ten Challenge;
3-Myrtle Beach, S.C.;
4-ACC Tourn., Greensboro, N.C.;
5-NCAA 1st/2nd Rounds, Chapel Hill, N.C.;
6-NCAA Regionals, Stanford, Calif.

2014-15: 26-9 Overall, 10-6 ACC

NCAA Regional Semifinal

ACC Regular Season: 6th

ACC Tournament: Quarterfinals

11/14	W	83-49	Howard
11/16	W	84-68	UCLA
11/19	W	79-77	Oklahoma State
11/23	W	76-59	Oregon
11/28	W	70-54	Stanford-1
11/29	W	81-45	Prairie View A&M-1
11/30	W	74-65	Hawaii-1
12/4	W 2OT	96-93	at Rutgers-2
12/14	W	84-52	Appalachian State
12/16	L	55-70	Oregon State
12/19	W	65-36	vs. Maine-3
12/21	W	85-67	vs. Elon-3
12/30	W	71-56	Albany
1/2	W	95-62	East Tennessee State
1/4	W	72-56	NC State
1/8	L	59-84	at Pittsburgh
1/11	W	96-81	Georgia Tech
1/15	L	79-89	Notre Dame
1/18	W	78-56	at Clemson
1/22	W	67-63	at NC State
1/25	L OT	67-74	Duke
2/1	W	72-60	Boston College
2/5	L	56-61	at Syracuse
2/8	W	74-52	at Virginia Tech
2/12	W	71-63	Florida State
2/15	L	66-75	at Louisville



CAROLINA

2/19	W	83-45	Wake Forest
2/22	W	66-65	at Miami
2/26	W	72-70	Virginia
3/1	L	80-81	at Duke
3/5	W	84-64	vs. Georgia Tech-4
3/6	L OT	75-77	vs. Louisville-4
3/21	W	71-65	Liberty-5
3/23	W	86-84	Ohio State-5
3/27	L	65-67	vs. South Carolina-6

1-Rainbow Wahine Showdown, Honolulu, Hawaii;
2-ACC/Big Ten Challenge; 3-Myrtle Beach, S.C.;
4-ACC Tourn., Greensboro.; 5-NCAA 1st/2nd Rounds,
Chapel Hill.; 6-NCAA Regionals, Greensboro, N.C.

2015-16: 14-18 Overall, 4-12 ACC

ACC Regular Season: T12

ACC Tournament: First Round

11/13	L	65-66	Gardner-Webb
11/15	L	77-79	Oregon
11/17	W	94-58	Florida A&M
11/20	W	64-46	Fairleigh Dickinson
11/21	W	64-52	Iona
11/22	W	70-63	Yale
11/25	L	63-66	Pacific
11/29	W	67-62	vs. Gonzaga-1
12/2	L	72-85	Northwestern-2
12/12	W	68-59	Appalachian State
12/14	L	67-77	at Oklahoma State
12/16	W	80-40	USC Upstate
12/20	W	69-62	vs. Southern Miss-3
12/29	W	65-60	New Hampshire
12/31	W	59-58	Maine
1/3	W	72-56	Clemson
1/7	W	77-73	Syracuse
1/10	L	54-88	at Notre Dame
1/14	L	73-80	at Georgia Tech
1/17	L	61-76	Miami
1/21	L	63-75	at Wake Forest
1/24	L	55-71	at Duke
1/31	L	49-78	at NC State
2/4	L	60-78	Louisville
2/7	W	86-78	at Boston College
2/11	W	71-67	Virginia Tech
2/14	L	63-94	at Florida State
2/18	L	60-76	Pitt
2/21	L	66-80	NC State
2/25	L	68-72	at Virginia
2/28	L	57-93	Duke
3/2	L OT	72-82	vs. Pitt-4

1-Naismith Memorial Basketball Hall of Fame Challenge, Uncasville, Conn.;
2-Big Ten/ACC Challenge;
3-Myrtle Beach, S.C.;
4-ACC Tournament, Greensboro, N.C.

2016-17: 15-16 Overall, 3-13 ACC

ACC Regular Season: 14th

ACC Tournament: Second Round

11/11	W	84-54	Alabama State
11/17	W	80-35	Alabama A&M
11/20	W	65-50	Bucknell
11/22	W	93-77	Charleston Southern
11/24	L	55-83	South Florida-1
11/25	W	91-77	Minnesota-1
12/1	W	72-59	at Wisconsin-2
12/4	W	78-73	Elon
12/7	W	75-53	Marshall
12/18	L	43-70	LSU-3
12/20	W	87-57	Jacksonville-3
12/28	W	90-55	Coppin State
12/30	W	82-49	South Carolina State
1/2	L	68-76	at Virginia Tech

1/5	L	77-90	Florida State
1/8	W	67-58	Virginia
1/12	L	58-70	at Duke
1/15	L	48-68	at Pitt
1/19	L	77-80	Wake Forest
1/22	L	55-77	Notre Dame
1/26	L	88-100	at Miami
1/29	W	83-70	NC State
2/5	L	67-78	at Clemson
2/9	L	77-88	Boston College
2/12	L	64-95	at Syracuse
2/16	W	89-88	Georgia Tech
2/19	L	57-87	at Louisville
2/23	L	60-80	at NC State
2/26	L	71-95	Duke
3/1	W	72-60	vs. Pitt-4
3/2	L	64-83	vs. Syracuse-4

1-Junkanoo Jam, Bimini, Bahamas;
2-ACC/Big Ten Challenge;
3-Myrtle Beach, S.C.;
4-ACC Tournament, Greensboro, N.C.

2017-18: 15-16 Overall, 4-12 ACC

ACC Regular Season: 12th

ACC Tournament: Second Round

11/10	L	66-70	Hampton
11/12	W OT	87-80	Colorado
11/16	W	79-46	Radford
11/19	L	84-85	South Alabama
11/22	W	86-60	UNCW
11/29	W	88-83	Minnesota-1
12/1	W	90-70	Hartford
12/3	W	56-43	Appalachian State
12/5	W	91-56	Presbyterian
12/10	W	84-56	Furman
12/17	W	90-78	Washington-2
12/19	W	79-63	Grambling State-2
12/28	L	86-97	Mercer
12/31	L	65-103	at Florida State
1/5	L	64-77	at Boston College
1/7	W	68-67	Pitt
1/11	W	59-52	Clemson
1/14	W OT	79-76	at Wake Forest
1/18	L	53-66	NC State
1/21	W OT	92-86	Duke
1/25	L	70-82	at Virginia
2/1	L	62-94	at Notre Dame
2/4	L	72-92	Miami
2/7	L	74-90	Virginia Tech
2/11	L	54-73	at NC State
2/15	L	61-79	at Georgia Tech
2/18	L	57-67	Louisville
2/22	L	80-86	Syracuse
2/25	L	54-70	at Duke
2/28	W	69-64	vs. Boston College-3
3/1	L	64-77	vs. NC State-3

1-Big Ten/ACC Challenge;
2-Myrtle Beach, S.C.;
3-ACC Tournament, Greensboro, N.C.

2018-19: 18-15 Overall, 8-8 ACC

NCAA Tournament First Round

ACC Regular Season: 8th

ACC Tournament: Second Round

11/6	W	100-69	at Elon
11/9	W	73-60	Kent State
11/14	W	59-47	VCU
11/18	L	74-86	at Colorado
11/22	W	83-49	UCLA-1
11/23	W	71-69	USF-1
11/24	L	75-85	Kentucky-1

11/29	L	69-76	at Ohio State-2
12/2	L	73-85	Maine
12/5	W	82-55	UNCW
12/14	W	83-62	UNCG
12/18	W	71-50	Rice-3
12/20	L OT	81-86	Auburn-3
12/28	W	85-63	Howard
1/3	L	66-73	at Louisville
1/6	L	63-64	Florida State
1/13	L	77-90	at Syracuse
1/17	W	84-61	Wake Forest
1/20	L	68-76	at Miami
1/24	W	81-69	at Virginia Tech
1/27	W	78-73	Notre Dame
1/31	W	91-90	Georgia Tech
2/3	W	64-51	at NC State
2/7	L	69-85	Duke
2/10	W	70-64	at Clemson
2/14	L	78-91	at Pitt
2/17	W	70-53	Virginia
2/21	W	93-78	Boston College
2/24	L	69-74	NC State
3/3	L	44-62	at Duke
3/7	W	80-73	vs. Georgia Tech-4
3/8	L	77-95	vs. Notre Dame-4
3/23	L	72-92	vs. California-5

1-Paradise Jam, St. Thomas, U.S. Virgin Islands;
2-Big Ten/ACC Challenge;
3-Myrtle Beach, S.C.;
4-ACC Tournament, Greensboro, N.C.;
5-NCAA Tournament First Round, Waco, Texas

2019-20: 16-14 Overall, 7-11 ACC

ACC Regular Season: T11th

ACC Tournament: First Round

11/7	W	92-55	Western Carolina
11/11	W	80-40	Navy
11/15	W	85-54	Charleston Southern
11/22	W	76-46	Elon
11/28	W	71-58	Temple-1
11/29	W	82-69	Missouri-1
12/5	W	85-60	Illinois-2
12/8	W	92-53	NC Central
12/15	L	77-83	at Alabama
12/20	W	85-45	UNCW-3
12/28	L	63-66	Yale
12/30	W	70-62	Pitt
1/2	W	65-47	at Virginia
1/5	L	70-76	at Virginia Tech
1/9	W	66-60	NC State
1/12	L	64-78	at Florida State
1/16	W	78-58	Miami
1/19	L	67-74	Louisville
1/23	W OT	67-60	at Georgia Tech
1/26	L	68-76	at NC State
1/30	W	78-68	Virginia
2/2	W	86-72	Clemson
2/6	L	61-71	at Duke
2/9	L	63-72	Virginia Tech
2/13	L	56-74	Syracuse
2/16	L	75-93	at Boston College
2/23	L OT	79-82	at Wake Forest
2/27	L	65-83	at Notre Dame
3/1	L	54-73	vs. Duke
3/4	L	73-83	vs. Wake Forest-4

1-Cancun Challenge, Cancun, Mexico;
2-Big Ten/ACC Challenge;
3-Myrtle Beach, S.C.;
4-ACC Tournament, Greensboro, N.C.

CAROLINA

2020-21: 13-11 Overall, 8-9 ACC

ACC Regular Season: 8th

ACC Tournament: First Round

NCAA Tournament: First Round

11/25	W	90-61	Radford
11/28	W	96-35	UNCG
11/29	W	95-70	High Point
12/3	W	98-28	South Carolina State
12/6	W	81-75	Charlotte
12/10	L	54-57	at Wake Forest
12/14	L	63-67	at Miami
12/17	W	92-68	Syracuse
12/20	W OT	77-74	Wake Forest
1/10	L	59-69	Miami
1/14	L	54-66	Virginia Tech
1/19	L	76-88	at Syracuse
1/24	W	78-73	Notre Dame
1/28	L	68-79	at Louisville
1/31	L	69-73	at Virginia Tech
2/4	L	51-61	Florida State
2/7	W	76-69	NC State
2/14	W	81-72	at Pitt
2/18	W	77-64	at Clemson
2/21	L	63-82	at NC State
2/25	W	84-59	Georgia Tech
2/28	W	68-63	at Virginia Tech
3/4	L	71-82	vs. Wake Forest-1
3/22	L	71-80	vs. Alabama-2

1-ACC Tournament, Greensboro, N.C.;
2-NCAA First Round, San Antonio, Texas

2021-22: 25-7 Overall, 13-5 ACC

ACC Regular Season: T3rd

ACC Tournament: Quarterfinals

NCAA Tournament: Sweet 16

11/9	W	92-47	North Carolina A&T
11/14	W	89-33	at Charlotte
11/17	W	89-44	Appalachian State
11/21	W	79-46	at TCU
11/26	W	72-59	VCU-1
11/27	W	58-37	Washington-1
12/1	W	82-76	Minnesota-2
12/5	W	93-47	James Madison
12/12	W	107-46	UNC Asheville
12/19	W	76-73	at Boston College
12/21	W	83-47	Alabama State
12/30	W	79-43	Syracuse
1/2	W	81-62	Clemson
1/6	L	45-72	at NC State
1/9	W	71-46	Virginia Tech
1/16	L	65-70	at Notre Dame
1/20	W	61-52	Virginia
1/23	L	38-55	at Georgia Tech
1/27	W	78-62	at Duke
1/30	L	58-66	NC State
2/3	W	78-59	at Wake Forest
2/6	W	85-38	Miami
2/10	W	64-54	Pitt
2/13	L	61-66	at Virginia Tech
2/17	W	66-65	Louisville
2/20	W	64-49	at Florida State
2/24	W	68-57	at Virginia
2/27	W	74-46	Duke
3/4	L OT	80-87	vs. Virginia Tech-3
3/19	W	79-66	vs. Stephen F. Austin-4
3/21	W	63-45	vs. Arizona-4
3/25	L	61-69	vs. South Carolina-5

1-Goombay Splash, Bimini, Bahamas;
2-Big Ten/ACC Challenge;
3-ACC Tournament, Greensboro, N.C.;
4-NCAA 1st/2nd Rounds, Tucson, Ariz.;

5-NCAA Regional Semifinal, Greensboro, N.C.

2022-23: 22-11 Overall, 11-7 ACC

ACC Regular Season: T6th

ACC Tournament: Quarterfinals

NCAA Tournament: Second Round

11/9	W	91-59	Jackson State
11/12	W	75-48	TCU
11/16	W	93-25	South Carolina State
11/20	W	76-65	at James Madison
11/24	W	85-79	Oregon-1
11/27	W	73-64	Iowa State-1
12/1	L	63-87	at Indiana-2
12/7	W	64-42	UNCW
12/11	W	99-67	Wofford
12/16	W	89-47	South Carolina Upstate
12/20	L	68-76	Michigan-3
12/29	L	71-78	Florida State
1/1	L	65-68	at Virginia Tech
1/5	L	58-62	at Miami
1/8	W	60-50	Notre Dame
1/12	W	70-59	at Virginia
1/15	W	56-47	NC State
1/19	W	61-56	Duke
1/22	W	70-57	Georgia Tech
1/26	W	72-57	at Pitt
1/29	W	69-58	at Clemson
2/2	W	73-62	Virginia
2/5	L	55-62	at Louisville
2/9	L	67-75	at Syracuse
2/12	W	73-55	Boston College
2/16	L OT	66-77	at NC State
2/19	W	71-58	Wake Forest
2/23	L	59-61	Virginia Tech
2/26	W	45-41	at Duke
3/2	W	68-58	vs. Clemson-4
3/3	L	40-44	vs. Duke-4
3/18	W	61-59	vs. St. John's-5
3/20	L	69-71	vs. Ohio State-5

1-Phil Knight Invitational, Portland, Ore.;
2-Big Ten/ACC Challenge, Bloomington, Ind.;
3-Jumpman Invitational, Charlotte, N.C.;
4-ACC Tournament, Greensboro, N.C.;
5-NCAA 1st/2nd Rounds, Columbus, Ohio

2023-24: 20-13 Overall, 11-7 ACC

ACC Regular Season: T7th

ACC Tournament: Second Round

NCAA Tournament: Second Round

11/8	W	102-49	Gardner-Webb
11/12	W	74-70	Davidson
11/15	W	62-32	Hampton
11/18	W	68-39	Elon
11/24	W	54-51	Vermont-1
11/25	L	56-63	Kansas State-1
11/26	L	64-65	FGCU-1
11/30	L	58-65	South Carolina-2
12/6	W	81-66	UNCG
12/10	L	64-76	UConn-3
12/15	W	96-36	Western Carolina
12/19	W	61-52	Oklahoma-4
12/31	W	82-76	Clemson
1/4	W	75-51	Syracuse
1/7	W	61-57	at Notre Dame
1/11	L	62-70	at Florida State
1/14	W	81-68	Virginia
1/18	W	73-68	at Georgia Tech
1/21	W	79-68	Louisville
1/25	W	66-61	Miami
1/28	L	66-81	at Virginia
2/1	L	59-63	at NC State

2/4	L OT	61-70	Virginia Tech
2/11	L OT	60-68	at Duke
2/15	W	75-62	Pitt
2/18	W	58-50	at Wake Forest
2/22	W	80-70	NC State
2/25	L	62-74	at Virginia Tech
2/29	L	74-78	at Boston College
3/3	W	63-59	Duke
3/7	L	59-60	vs. Miami-5
3/22	W	59-56	vs. Michigan State-6
3/24	L	41-88	vs. South Carolina-6

1-Gulf Coast Showcase, Estero, Fla.;
2-ACC/SEC Challenge;
3-Hall of Fame Women's Showcase, Uncasville, Conn.;
4-Jumpman Invitational, Charlotte, N.C.;
5-ACC Tournament, Greensboro, N.C.;
6-NCAA Tournament 1st/2nd Rounds, Columbia, S.C.

2024-25: 29-8 Overall, 13-5 ACC

ACC Regular Season: 5th

ACC Tournament: Semifinals

NCAA Tournament: Sweet 16

11/4	W	83-53	Charleston Southern
11/7	W	77-50	UNCW
11/12	W	66-57	North Carolina A&T
11/15	L	58-69	vs. UConn-1
11/23	W	63-52	vs. Ball State-2
11/24	W	53-36	vs. Villanova-2
11/25	W	69-39	vs. Indiana-2
11/29	W	119-43	NC Central
12/5	W	72-53	Kentucky-3
12/8	W	72-46	Coppin State
12/11	W	80-56	UNCG
12/15	L	76-82	Georgia Tech
12/18	W	77-57	vs. Florida-3
12/21	W	90-47	Norfolk State
12/29	W	69-60	at Miami
1/5	L	66-76	Notre Dame
1/9	W OT	53-46	Duke
1/12	W	80-67	Boston College
1/16	W	64-33	at SMU
1/19	W	75-58	at Pitt
1/23	W	76-51	Wake Forest
1/26	L	84-86	Florida State
1/30	W	65-52	at California
2/2	W	69-67	at Stanford
2/9	W	53-51	at Clemson
2/13	W	67-62	Virginia Tech
2/16	W	66-65	NC State
2/20	W	68-58	at Syracuse
2/23	W	79-75	at Louisville
2/27	L	53-68	at Duke
3/2	L	75-78	Virginia
3/6	W	78-71	vs. Boston College-4
3/7	W	60-56	vs. Florida State-4
3/8	L	55-66	vs. NC State-4
3/22	W	70-49	vs. Oregon State-5
3/24	W	58-47	vs. West Virginia-5
3/28	L	38-47	vs. Duke-6

1-Greensboro, N.C.;
2-Battle4Atlantis, Paradise Island, Bahamas;
3-SEC/ACC Challenge;
4-ACC Tournament, Greensboro, N.C.;
5-NCAA 1st/2nd Rounds, Chapel Hill, N.C.;
6-NCAA Regional Semifinal, Birmingham, Ala.



SCHEDULE

2025-26

OCT. 30 - vs. South Carolina (Exhibition - Atlanta, Ga.)
NOV. 3 - NC Central
NOV. 6 - Elon
NOV. 13 - vs. UCLA (WBCA Challenge - Las Vegas, Nev.)
NOV. 15 - vs. Fairfield (WBCA Challenge - Las Vegas, Nev.)
NOV. 20 - at N.C. A&T
NOV. 23 - UNCG
NOV 27 - vs. South Dakota State (Cancun Challenge - Cancun, Mexico)
NOV. 28 - vs. Kansas State (Cancun Challenge - Cancun, Mexico)
NOV. 29 - vs. Columbia (Cancun Challenge - Cancun, Mexico)
DEC. 4 - at Texas (SEC/ACC Challenge)
DEC. 7 - Boston University
DEC. 14 - Louisville
DEC. 17 - UNCW
DEC. 21 - Charleston Southern
DEC. 29 - at Boston College
JAN. 1 - California
JAN. 4 - Stanford
JAN. 11 - at Notre Dame
JAN. 15 - Miami
JAN. 18 - at Florida State
JAN. 22 - at Georgia Tech
JAN. 25 - Syracuse
FEB. 2 - at NC State
FEB. 5 - Clemson
FEB. 8 - at Wake Forest
FEB. 12 - SMU
FEB. 15 - at Duke
FEB. 19 - at Virginia Tech
FEB. 22 - Pittsburgh
FEB. 26 - at Virginia
MAR. 1 - Duke

HOME AWAY

