

CAROLINA

2019 UNC MEN'S LACROSSE GAME NOTES

Contact: Dave Lohse • P: 919-641-4128 • davelohse@unc.edu • www.GoHeels.com

2019 UNIVERSITY OF NORTH CAROLINA SEASON REVIEW

TAR HEELS FALL TO CAVALIERS IN SEASON FINALE: Pushed to the brink of elimination, No. 1 seed Virginia rallied from a pair of second-half, four-goal deficits and defeated fifth-seed North Carolina, 14-13, in the first semifinal of the 2019 Atlantic Coast Conference Championship game Saturday afternoon April 27 in Chapel Hill.

Down by scores of 10-6 and 12-8, Virginia (12-3) scored six of the last seven goals, including the game winner by attackman Ian Laviano with 1:30 remaining on an assist from Cade Saustad. Carolina (8-7) had two chances to tie in the final 10 seconds, but both shots went wide.

Virginia opened the game with a 3-0 lead and was up 6-3 after one quarter. Carolina responded with seven consecutive goals, holding the Cavaliers scoreless for more than 26 minutes to take a 10-6 lead. All-ACC attacker Michael Kraus finally ended the drought with a scoring strike at the 3:57 mark of the third quarter.

Virginia's Dox Aitken registered a pair of goals in the fourth quarter to establish a new school record for career points by a midfielder.

Laviano led the Cavaliers with a game-high four goals and midfielder Ryan Conrad also added a hat trick. UVA goalie Patrick Burkshaw entered the game after halftime and had six saves to pick up the win.

Four Tar Heels scored two goals – Andy Matthews, Alex Trippi, Justin Anderson and William Perry. Goalie Caton Johnson made a game-high 10 saves.

TAR HEELS STAGE DRAMATIC RALLY TO DOWN ORANGE IN ACC TOURNAMENT SEMIFINAL:

Trailing by three goals with less than four minutes to play, the unranked University of North Carolina men's lacrosse team staged a stunning late rally to defeat seventh-ranked Syracuse in the first round of the 2019 Atlantic Coast Conference Men's Lacrosse Tournament before 942 at UNC Lacrosse Stadium Thursday night, April 25.

The victory kept UNC's NCAA post-season hopes alive as it improved to 8-6 on the season while Syracuse saw its four-game winning streak come to an end. The Orange is now 9-4 on the campaign.

UNC, seeded fifth in the tournament, will play top-seeded Virginia Saturday at 2 p.m. in the semifinals of the tournament followed by second-seeded Duke against third-seeded Notre Dame at 4:30 p.m. The two winners Saturday play for the ACC championship on Saturday, May 4 at the home site of the highest remaining seed.

The late Tar Heel comeback marked the first time UNC has ever trailed the Orange in the

fourth quarter of a game and come back to win in the 27-game history of the series which dates back to 1981. Thursday's win was the ninth for the Tar Heels in the series compared to 18 wins over Syracuse.

Syracuse broke a 7-7 deadlock on Jacob Buttermore's third goal of the game with 11:43 to play in the fourth quarter. Bradley Voigt followed with his fourth goal of the game at the 8:31 mark to make it 9-7 in favor of Syracuse and when Brendan Curry tallied a man-up goal with 6:12 to play in the final period the Orange had a three-goal lead and had all the momentum on its side.

After a media timeout, Syracuse had three possessions but Michael Nathan, Brian Cameron and Nicky Solomon forced turnovers to keep the Tar Heels alive in the match. Solomon forced a turnover by Orange goalkeeper Drake Porter with 4:13 to play and Andy Matthews seized the ground ball. Sixteen seconds later Matt Gavin drove around the crease from right to left for an unassisted goal with 3:46 to play in the match.

Carolina's Zachary Tucci won the ensuing face-off for Carolina and freshman attackman Brian Cameron scored off an assist from freshman attackman Nicky Solomon 39 seconds later to cut the Tar Heel deficit to 10-9. Carolina then made it three goals in a span of just 45 seconds as Tucci won another face-off, claimed the ground ball on his own and sped down the middle of the field to score high and hard past SU goalkeeper Drake Porter with 3:01 to play. It was just the second goal of the season for Tucci.

Syracuse won the next face-off but Caton Johnson made his 11th save of the game for the Tar Heels on a shot by David Lipka with 2:09 to play. After a successful clear, Gavin was again Johnny-on-the-spot for the Tar Heels as he dodged toward the crease from the right side and scored a second unassisted goal in the fourth quarter with 18 seconds left on the shot clock.

After Syracuse won the ensuing face-off both teams turned the ball over and the Orange called a timeout with 26 seconds to play after clearing the ball. Jamie Trimboli's shot with eight seconds left went wide and the Tar Heel defense clamped down and did not allow another shot by the Orange.

Carolina had eight different goal scorers in the game with Brian Cameron, William Perry and Matt Gavin each scoring two goals. Nicky Solomon, Justin Anderson, Tanner Cook, Zachary Tucci and Jacob Kelly all scored single goals for UNC. Cook, Cameron, Timmy Kelly, Perry and Solomon had assists for UNC.

Bradley Voigt had four goals and an assist for Syracuse while Jacob Buttermore had three goals and an assist. Brendan Curry, Jamie Trimboli and Nate Solomon all scored for the Orange. Stephen Rehffuss led all players in the

2019 GAME SCHEDULE & RESULTS

2019 RECORD: (8-7, ACC 1-3)

Date	Opponent	Game Time (ET)/Score	H/A
2/2	at Mercer	W 20-7	Neutral
2/9	FURMAN	W 14-10	Home
2/16	HARVARD	W 16-11	Home
2/23	JOHNS HOPKINS	L 10-11	Home
3/2	DENVER	L 10-12	Home
3/8	MARIST	W 17-5	Home
3/12	BUCKNELL	W 12-7	Home
3/17	Cleveland State	W 15-9	Neutral (Baltimore)
3/23	at Maryland	L 9-16	Away
3/30	Duke	W 10-8	Home
4/6	at Virginia	L 10-11	Away
4/13	SYRACUSE	L 9-12	Home
4/20	at Notre Dame	L 10-12	Away

ACC Championship (Chapel Hill, N.C.)

4/25	North Carolina vs. Syracuse	W 11-10
4/27	UNC vs. Virginia	L 13-14

2019 UNC Television Schedule

2/9	Furman	ACC Network Extra
2/16	Harvard	ACC Network Extra
2/23	Johns Hopkins	ACC Network Extra
3/2	Denver	ACC Network Extra
3/8	Marist	ACC Network Extra
3/12	Bucknell	ACC Network Extra
3/23	Maryland	ESPNU
3/30	Duke	ESPNU
4/6	Virginia	ACC Network Extra
4/13	Syracuse	ACC Network Extra
4/20	Notre Dame	ESPNU
4/25	ACC First Round	ACC Network Extra
4/27	ACC Semifinals	ESPNU
5/4	ACC Championship	ESPNU

Follow the Tar Heels:

Live Stats: <https://www.statbroadcast.com/events/statmonitor.php?gid=unc>

Twitter: <https://twitter.com/uncmenslacrosse>

Facebook: <https://www.facebook.com/uncmenslacrosse>

Instagram: <https://instagram.com/uncmenslacrosse/>



Media Guide: <https://s3.amazonaws.com/sidearm/sites/unc.sidearmsports.com/documents/2019/2/1/2019UNCMLSaxMediaGuide.pdf>

game with four assists while David Lipka had two helpers for the Orange.

It was a very even game statistically as the Tar Heels outshot the Orange 38-32 and had a 32-31 edge in ground balls. Drake Porter made 12 saves for Syracuse and Caton Johnson had 11 saves for the Tar Heels. Syracuse had 15 turnovers, five on failed clears, while UNC committed 16 turnovers and was 12 for 13 in the clearing game.

UNC won 14 of 24 face-offs as Zachary Tucci was 10 of 19 at the X and Ryan O'Connell was four of five. Attackman Andy Matthews led UNC with five ground balls while O'Connell and Tucci each had four ground balls for the Tar Heels. Syracuse defenseman Tyson Bomberly had eight ground balls to lead all players in the game in that category.

After Syracuse jumped on top 2-0, UNC answered with back-to-back goals by William Perry, the second on an EMO, to tie the score at 2-2 with 6:17 left in the first period. Trimboli's unassisted goal put Syracuse up 3-2 at the end





***The UNC Lacrosse & Soccer Stadium -
Opened March 2, 2019 - To Great Reviews***



Joe Breschi At A Glance

• **Full Name:** Joseph Carl Breschi

• **Birthdate:** April 9, 1968 in Baltimore, Md.

• **Hometown:** Baltimore, Md.

• **High School:** Loyola-Blakefield School

• **College:** Graduated from the University of North Carolina in 1990 with a Bachelor of Arts degree in communications

• **Family:** Married to the former Julie Riccardelli of Roseland, N.J. Julie earned a B.A. in psychology from Denison in 1989 and a M.Ed. degree in counseling psychology from Springfield College in 1992.

• **Children:** The late Michael Robert Breschi, born September 16, 2000; Samantha Grace Breschi, born October 17, 2001; Abigail Christine Breschi, born June 5, 2003; Lucy Michaela Breschi, born September 1, 2005; Emily Valerie Breschi, born January 12, 2007.

• **Parents:** Bob and Tish Breschi of Baltimore, Md.

• **Lacrosse Career:** Two-time All-Atlantic Coast Conference selection as a defenseman (1989 and 1990)...two-time U.S. Intercollegiate Lacrosse Association All-America honoree (1989 and 1990, including first-team honors in 1990)...North-South All-Star Game participant in 1990...member of the U.S. National Team which played in the World Lacrosse Games in 1994 and 1998...named to the ACC's 50th Anniversary men's lacrosse team in 2002.

• **Coaching Career:** North Carolina, assistant coach (1991-92); Brown University, head assistant coach (1993-97); Ohio State, head coach (1998-2008); North Carolina, head coach (2008-present).

• **Assisted under the following head coaches:** Dave Klarmann (North Carolina 1991-92); Peter Lasagna (Brown 1993-97).

• **Coaching Highlights:** USILA coach of the year 2016...led Tar Heels to 2016 NCAA title...ACC coach of the year in 2010 and 2013...Great Western Lacrosse League coach of the year in 1999, 2003 and 2004...led Ohio State to the first NCAA Tournament appearance in program history in 2003 and coached team to a return trip in 2004...led OSU to its first-ever NCAA Tournament win in 2008 by upsetting #8 seed Cornell in the first round on the Big Red's home field...coached the Buckeyes to GWLL regular-season titles in 1999, 2003, 2004 and 2008...led Carolina to the NCAA quarterfinals in 2009, 2010, 2013 and 2015 and NCAA bids in 2011, 2012, 2014 and 2017...mentored UNC to a share of the 2010, 2013 & 2016 ACC regular-season titles, the former being Carolina's first title since 2003...coached the Tar Heels to their first ACC Tournament win in 13 years in 2009 and to another finals berth in 2012...led UNC to 2013 ACC Tournament championship, Carolina's first since 1996...Tar Heels also won league tournament in 2017...as an assistant he helped lead Brown to two Ivy League championships (1994 and 1995) and a trip to the NCAA Final Four (1994)...UNC claimed two ACC championships when he was an assistant coach (1991 and '92)...Tar Heels won NCAA title in 1991 while he was an assistant under Dave Klarmann.

• **Student-Athletes:** Has had 234 players named to the ACC Academic Honor Roll in his first 11 years...65 Tar Heel players have made All-ACC Academic Men's Lacrosse Team in past 11 years...coached Ohio State players to 128 Academic All-Big Ten honors and 217 Ohio State scholar-athlete awards in 11 years there.

• **Away from lacrosse:** Enjoys spending time with his family, playing golf and long walks on the beach with Julie.



of the period.

Goals by freshmen Nicky Solomon and Brian Cameron gave the Tar Heels their first lead of the game with 11:11 left in the half before a goal by Voigt at 10:24 proved to be the last goal of the opening 30 minutes.

Syracuse out-scored the Tar Heels 3-2 in the third quarter. Nate Solomon's unassisted goal with two seconds to play in the quarter gave the Orange a 7-6 lead heading into the final 15 minutes. Justin Anderson drove from behind the goal to score unassisted with 12:49 to play to tie things up again at 7-7. Just 1:06 later Syracuse began its three-goal scoring run, setting up the wild finish over the final 12 minutes with momentum swinging

All-Time

NCAA Tournament

Appearances (# Titles-through 2018)

Johns Hopkins 47 (9)

Maryland 42 (3)

Virginia 39 (6)

Syracuse 38 (10)

North Carolina 32 (5)

Cornell 28 (3)

Navy 27

Loyola 24 (1)

Notre Dame 24

Duke 23 (3)

Princeton 20 (6)

Massachusetts 20

Hofstra 17

Army 17

Towson 15

Brown 14

Penn 13

Georgetown 13

Denver 11 (1)

Albany 10

Rutgers 9



Junior Jack Rowlett finished his fourth year as a starter at close defense for the Tar Heels in 2019. He was named to the All-ACC Team as a senior.

strongly to Syracuse and then back to Carolina.

GAME NOTES

William Perry had three points in the game. He now has 78 career points and is tied for 60th in UNC history in the category with Dan Levy

Timmy Kelly has recorded at least one point in 19 straight games dating back to March 24, 2018.

Nicky Solomon has now scored a goal in each of his 14 games as a freshman.

Timmy Kelly increased his career point total

A QUICK LOOK AT THE TAR HEEL PERSONNEL AND DEPTH CHART

POSITION	No.	Name	Class	Hometown	Notes
Attack	5	Nicky Solomon	Fr.	Alpharetta, Ga.	Had 14-game goal scoring streak snapped in ACC semifinal
	9	Jacob Kelly	Fr.	Towson, Md.	Scored a pair of goals in win over Marist. started every game
	12	Andy Matthews	Sr.	Baltimore, Md.	Passed 100-point and 70-assist mark at UNC as a senior
Reserve	6	Mike Guerin	Jr.	E. Longmeadow, Mass.	Saw first action of season against Marist
	19	Brian Cameron	Fr.	Bedford, N.H.	Earned 1st career start vs. Duke and scored two goals
	30	Bailey Laidman	So.	Dover, Mass.	Tallied first two goals of his career late in win over Marist
1st Midfield	1	Alex Trippi	So.	Great Falls, Va.	Started last seven games of season in 1st midfield unit
	15	Timmy Kelly	Sr.	Lutherville, Md.	Matched career high for goals in a game with 4 at UMD
	21	Justin Anderson	Jr.	Las Vegas, Nev.	Recorded 4th career hat trick against Harvard; co-captain
2nd Midfield	3	William Perry	Jr.	Greenwich, Conn.	Team's second-leading scorer with 32 points; led in goals
	32	Matt Gavin	Jr.	Manhasset, N.Y.	Scored 2 fourth quarter goals to rally Heels in ACC 1st Rd.
	77	Tanner Cook	Jr.	Courtice, Ontario	Carolina's fourth leading scorer in midfield unit with 22 pts.
Other MF	24	Ara Atayan	So.	Bronxville, N.Y.	Recorded first career hat trick in game vs. Johns Hopkins
	34	Will Nicklaus	Fr.	North Palm Beach, Fla.	Saw 1st action against Duke, scoring first career goal
	41	Colin Munro	So.	Highlands Ranch, Colo.	Saw action in reserve role versus Marist
MF Bench	44	Henry Schertzinger	Fr.	Loveland, Ohio	Scored a pair of goals in first quarter in win over Harvard
	45	Harrison Schertzinger	Fr.	Loveland, Ohio	Notched first career goal versus Marist
	2	Jessie Cuccia	Sr.	Thousand Oaks, Calif.	Saw first action of season against Marist
Face-Offs	8	Jordan Pysko	Sr.	Calgary, Alberta	Earned first point of season with an assist versus Marist
	7	Zach Kissick	Jr.	Colleyville, Texas	Looking to return from injury plagued fall ball season
	37	Chris Nicholas	Fr.	Rockville Centre, N.Y.	Talented freshman from Long Island
SSDM	39	Nate Miller	So.	Centennial, Colo.	Honors student from Colorado - adds depth to midfield
	47	Kevin Gill	So.	Chatham, N.J.	Second-year reserve in UNC's deep midfield corps
	49	Matt McLaughlin	So.	Harrison, N.Y.	Saw first action of season versus Marist
Face-Offs	55	Cole Brown	Fr.	Baltimore, Md.	Son of Tar Heel lacrosse player Teddy Brown. Class of 1989
	35	Zachary Tucci	Fr.	Bedford, N.H.	Won 21 faceoffs versus Furman, 6th most in game in history
	26	Charles Kelly	Jr.	Allentown, Pa.	Saw first action of senior year against Denver
SSDM	17	Ryan O'Connell	So.	New Canaan, Conn.	Assisted on Andy Matthews' game-winning goal vs. Duke
	16	Sean Morris	So.	Stamford, Conn.	Was injured all of 2019 season
	23	Parker Alexander	So.	Dallas, Texas	Scored 1st career goal in win over HU; also scored vs CSU
Close Def.	31	Connor Maher	Fr.	Timonium, Md.	Scooped up career high five ground balls versus Harvard
	40	Cole Haverly	Sr.	Atlanta, Ga.	Veteran member of short stick defensive midfield corps
	46	Alex Helms	So.	Matthews, N.C.	Tar Heel State native who has played in 3 games
CD Reserve	0	Jake Peden	Sr.	Downingtown, Pa.	Scored his second career goal vs. Harvard
	22	Jack Rowlett	Sr.	Burke, Va.	Had career highs for GBs (7) and caused TOs (7) vs. HU
	43	Michael Nathan	Sr.	Naples, Fla.	Now in his second year as starter at close defense
LSDM	29	Patrick Lyons	Jr.	Wilmington, Del.	Saw action in win over Marist
	33	Kyle Kolwich	So.	Oakville, Ontario	Outstanding defender from North of the Border
	36	Paddy Sheehan	Sr.	Charlotte, N.C.	Saw action in reserve role versus Marist
Goalie	50	Kevin Walker	Sr.	Lutherville, Md.	Plays on man-down defensive unit for the Tar Heels
	66	Will Robbins	Fr.	Upper Arlington, Ohio	Expected to add depth to practice squad on close defense
	99	Tyler Seminetta	Jr.	Kenilworth, Ill.	Another outstanding defenseman on Heels' roster
Redshirt	4	Jack Halpert	Sr.	Baltimore, Md.	Had career high 7 ground balls in win over Harvard
	28	Cam Macri	Jr.	Hamilton, Mass.	Moved to new role in long stick midfield this season
	88	Evan Egan	Fr.	San Diego, Calif.	Scored in opening game as a Tar Heel versus Mercer
Goalie	25	Caton Johnson	Fr.	Lancaster, Pa.	Made 21 saves versus Duke in first career start
	42	Jack Pezzulla	Jr.	Baltimore, Md.	Matched career high for saves in a game with 13 vs. Furman
	48	Alex Bassil	Sr.	Durham, N.C.	Moved into starting lineup in midseason - started 4 games
Redshirt	11	Luke Millican	So.	Southlake, Texas	Started first two games of 2018 season before injury
	20	Will Bowen	Fr.	Cohasset, Mass.	Out for the season after suffering preseason injury

to 104. He is 40th in career points at Carolina.

William Perry has 60 career goals. That's tied for 45th in Tar Heel history.

UNC ATHLETIC PROGRAM PLACES SCHOOL RECORD 405 ON ACC ACADEMIC HONOR

ROLL: A record 405 North Carolina student-athletes were named to the Atlantic Coast Conference Academic Honor Roll in 2018-19. It marks the fourth year in a row that UNC has established a new high and the first time that more than 400 Tar Heels have been named to the list.

The ACC Honor Roll is comprised of student-athletes who participated in a varsity-level sport and registered a grade point average of 3.0 or better for the full academic year. The conference recognized a record 4,769 student-athletes for their hard work in the classroom during the 2018-19 school year.

The number of UNC students honored for 2018-19 is more than half of Carolina's total number of student-athletes and is an improvement of more than 100 student-athletes over the past decade.

It's the seventh year in a row that more than 300 Tar Heel student-athletes have earned the recognition. The Tar Heels ranked fourth among conference schools in total number of student-athletes honored, second among public schools. Duke led the way with 519 honored, followed by Notre Dame (460) and Virginia (427) ahead of UNC.

Two Tar Heels – Blake Dodge from women's cross country and Jordan Prysko from men's lacrosse – were honored for the fifth time in their careers.

Forty-two UNC student-athletes were honored for a fourth time including Alex Bassil (men's lacrosse), Jack Halpert (men's lacrosse),

Career Hat Tricks By Active UNC Players

Timmy Kelly 7
Justin Anderson 4
Tanner Cook 4
William Perry 4
Andy Matthews 2
Matt Gavin 1
Alex Trippi 1
Ara Atayan 1
Nicky Solomon 1

Cole Haverty (men's lacrosse), Timmy Kelly (men's lacrosse) and Kevin Walker (men's lacrosse).

Besides Prysko, Bassil, Halpert, Haverty, Kelly and Walker other Tar Heel men's lacrosse players on the ACC Academic Honor Roll in 2018-19 were Justin Anderson, Will Bowen, Cole Brown, Jesse Cuccia, Kevin Gill, Alex Helms, Jacob Kelly, Cam Macri, Connor Maher, Matt McLaughlin, Colin Munro, Michael Nathan, Will Nicklaus, Ryan O'Connell, Will Robbins, Henry Schertzinger, Alex Trippi and Zachary Tucci.

UNC's ACC Academic Honor Roll totals over the past decade:

405 in 2018-19
391 in 2017-18
385 in 2016-17
356 in 2015-16
339 in 2014-15
347 in 2013-14
329 in 2012-13
290 in 2011-12
247 in 2010-11
262 in 2009-10
274 in 2008-09

ROWLETT NAMED ALL-ACC AGAIN:

University of North Carolina senior defenseman Jack Rowlett of Burke, Va., was named to the 2019 All-Atlantic Coast Conference Team on April 26, 2019. It was the second successive year the Tar Heel long-stick standout has made the all-conference team.

Rowlett played 62 games in his career, starting 56 games in his career. The senior has started all 15 games in 2019 and scored four goals. He led UNC in caused turnovers with 23, 11 more than any other teammate. He had 43 ground balls, the third most on the team. The 43 ground balls are the most he has had in a season at Carolina. He had 40 as a freshman in 2016. His 23 caused turnovers are the most he has had in his career, six more than he had as a freshman in 2016.

Rowlett now has 59 caused turnovers in his career and 140 career ground balls. He ranks

Most Face-offs Won in a Game in UNC History

23 by Shane Walterhoefer vs. Ohio State, 4-12-08
23 by Stephen Kelly vs. Virginia, 4-9-17
22 by Stephen Kelly vs. Duke, 3-29-15
...two other occasions with 22 wins

21 by Zachary Tucci vs. Furman, 2-9-19

20 by Stephen Kelly vs. Colgate, 5-10-15
20 by Stephen Kelly vs. Duke, 4-1-16
...three other occasions with 20 wins
19 by Stephen Kelly vs. Notre Dame, 4-23-16
19 by Stephen Kelly vs. Loyola, 5-28-16

...four other occasions with 19 wins

18 by Stephen Kelly vs. Notre Dame, 4-18-15
18 by Riley Graham vs. Dartmouth, 3-18-17
18 by Stephen Kelly vs. Syracuse, 4-28-17

...10 other occasions with 18 wins

17 by Stephen Kelly vs. UMass, 2-14-15
17 by Stephen Kelly vs. Johns Hopkins, 2-28-15
17 by Stephen Kelly vs. UMass, 3-12-15
17 by Stephen Kelly vs. Richmond, 3-19-15
17 by Stephen Kelly vs. Virginia, 4-10-16
17 by Stephen Kelly vs. Notre Dame, 5-22-16

17 by Zachary Tucci vs. Harvard, 2-16-19

...nine other occasions with 17 wins

16 by Stephen Kelly vs. Richmond, 3-14-15
16 by Stephen Kelly vs. Manhattan, 3-14-16

16 by Charles Kelly vs. Virginia, 4-7-2018

16 by Zachary Tucci vs. Mercer, 2-2-2018

...10 other occasions with 16 wins

15 by Stephen Kelly vs. Princeton, 3-7-14

15 by Stephen Kelly vs. Manhattan, 3-7-15

15 by Charles Kelly vs. Lehigh, 2-17-18

15 by Zachary Tucci vs. Denver, 3-2-19

15 by Zachary Tucci vs. Cleveland State, 3-17-19

...18 other occasions with 15 wins

Most Ground Balls in a Game in UNC history

15 by Michael Burnett vs. NC State, 5-2-81
15 by Todd Oudemool vs. Towson, 5-17-89
15 by Jude Collins vs. Duke, 4-23-95
15 by Jude Collins vs. Virginia, 4-6-96
15 by Shane Walterhoefer vs. Ohio State, 4-12-08
15 by Shane Walterhoefer vs. Providence, 3-11-09

15 by Stephen Kelly vs. Virginia, 4-9-17

14 by Jude Collins vs. Maryland, 3-23-96

13 by Stephen Kelly vs. Princeton, 3-7-14

13 by Stephen Kelly vs. Notre Dame, 4-18-15

12 by Stephen Kelly vs. Duke, 4-1-16

12 by Riley Graham vs. Dartmouth, 3-18-17

fifth in career caused turnovers in UNC history and 55th in career ground balls.

ANDERSON & PERRY NAMED ALL-ACC TOURNAMENT:

A pair of outstanding University of North Carolina men's lacrosse players were named Saturday, May 4 to the 2019 All-Tournament Team at the ACC Championship.

Carolina had the most players named to the team of any team that did not advance to the championship game. Both junior midfielder and co-captain Justin Anderson and junior midfielder William Perry were named to the honor squad. Anderson is a native of Las Vegas, Nev. and Perry is a native of Greenwich, Conn.

In a 11-10 come-from-behind win over Syracuse in the first round, Perry had two goals and an assist and did not commit a turnover. Anderson had a goal in the win over the Orange.

In a 14-13 loss to Virginia in the semifinals, Perry again had two goals and an assist, scoring his two goals on just three shots. He also had a ground ball and for the second straight game did not commit a turnover. In the semifinal game, Anderson had two goals, two assists, two ground balls and an a caused turnover.

BRESCHI'S CAREER RECORD

Year	School	Overall			Conference#			Conf. RS Place	Conference Tournament	NCAA Tournament
		W	L	Pct.	W	L	Pct.			
1998	Ohio State	5	7	.417	2	2	.500	3rd		
1999	Ohio State	10	3	.769	3	1	.750	Tied-1st		
2000	Ohio State	6	8	.429	2	2	.500	Tied-2nd		
2001	Ohio State	8	6	.571	2	3	.400	Tied-4th		
2002	Ohio State	9	5	.643	3	2	.600	3rd		
2003	Ohio State	9	5	.643	4	1	.800	Tied-1st		0-1
2004	Ohio State	12	4	.750	5	0	1.000	1st		0-1
2005	Ohio State	6	8	.429	2	3	.400	4th		
2006	Ohio State	7	6	.538	3	2	.600	Tied-2nd		
2007	Ohio State	9	5	.643	4	1	.800	2nd		
2008	Ohio State	11	6	.647	4	1	.800	Tied-1st	Runnerup	1-1
2009	UNC	12	6	.667	0	3	.000	4th	Runnerup	1-1
2010	UNC	13	3	.813	2	1	.667	Tied-1 st	Semifinalist	1-1
2011	UNC	10	6	.625	1	2	.333	Tied-2 nd	Semifinalist	0-1
2012	UNC	11	6	.647	1	2	.333	Tied-3rd	Runnerup	0-1
2013	UNC	13	4	.765	2	1	.667	Tied 1st	Champion	1-1
2014	UNC	10	5	.667	2	3	.400	Tied 3rd	Did Not Qualify	0-1
2015	UNC	13	4	.765	3	1	.750	2nd	Semifinalist	1-1
2016	UNC	12	6	.667	3	1	.750	Tied 1st	Semifinalist	4-0
2017	UNC	8	8	.500	1	3	.250	4th	Champion	0-1
2018	UNC	7	7	.500	1	3	.250	Tied 3rd		
2019	UNC	8	7	.533	1	3	.250	5th	Semifinalist	
Totals		209	125	.625	51	40	.560			9-11

#Ohio State played in the now defunct Great Western Lacrosse League when Breschi coached there; UNC plays in the Atlantic Coast Conference

2018-2019 CAROLINA HONOR ROLL**USILA Third-Team All-America**

Jack Rowlett, Senior, Defenseman

USILA Honorable Mention All-America

Timmy Kelly, Senior, Midfielder

2019 All-Atlantic Coast Conference

Jack Rowlett, Senior, Defenseman

ACC Freshman of the Year

Caton Johnson, Freshman, Goalkeeper

2019 All-ACC Tournament

Justin Anderson, Junior, Midfielder

William Perry, Junior, Midfielder

2019 USILA Scholar All-Americans

Timmy Kelly, Senior Midfielder

Jack Halpert, Senior Long Stick Midfielder

2019 All-ACC Academic Team

Justin Anderson, Junior, Midfielder

Jack Halpert, Senior, Long Stick Midfielder

Jacob Kelly, Freshman, Attackman

Connor Maher, Freshman, Short Stick Defensive Midfielder

Alex Trippi, Sophomore, Midfielder

Zachary Tucci, Freshman, Midfielder

Timmy Kelly, Senior, Midfielder

ACC Offensive Player of the Week

Andy Matthews, Senior Attackman, 2-11-19

ACC Defensive Player of the Week

Zachary Tucci, Freshman Midfielder, 2-11-19

Caton Johnson, Freshman Goalkeeper, 4-1-19

USILA National Team of the Week

Jack Rowlett, Senior Defenseman, 2-19-2019

Caton Johnson, Freshman Goalkeeper, 4-1-19

USILA National Player of the Week, Baltimore Sun

Caton Johnson, Freshman Goalkeeper, 4-1-19

2019 Preseason All-Atlantic Coast Conference Team

Jack Rowlett, Senior Long Stick Midfielder

2019 Preseason Face-Off Yearbook Media All-Americans

Jack Rowlett, Senior Long Stick Midfielder, Third Team Selections

2019 Captains

Timmy Kelly, Senior Attackman

Justin Anderson, Junior Midfielder

2018-19 Student-Athlete Advisory Council**Members**

Alex Helms, Sophomore Midfielder

Charles Kelly, Senior Midfielder

Patrick Lyons, Junior Defenseman

2019 Senior CLASS Award Candidate

Timmy Kelly, Senior Midfielder

2018-19 ACC Academic Honor Roll**Justin Anderson**

Alex Bassil

Will Bowen

Cole Brown

Jesse Cuccia

Kevin Gill

Jack Halpert

Cole Haverty

Alex Helms

Jacob Kelly

Timmy Kelly

Cam Macri

Connor Maher

Matt McLaughlin

Colin Munro

Michael Nathan

Will Nicklaus

Ryan O'Connell

Jordan Prysko

Will Robbins

Henry Schertzinger

Alex Trippi

Zachary Tucci

Kevin Walker

2018-19 UNC Men's Lacrosse Strength & Conditioning Award Winners

Iron Ram: Michael Nathan

Most Improved: Andy Matthews

Newcomer: Caton Johnson

UNC 4.0 Club

Alex Helms (Spring 2018, Fall 2018)

Cole Brown (Fall 2018)

Nate Miller (Fall 2018)

Kevin Walker (Fall 2018)

2018 Tar Heel Scholar Athletes (3.2 both fall and spring semesters 2018)

Justin Anderson*, Ara Atayan, Alex Bassil*, Cole Brown, Kevin Gill, Jack Halpert, Cole Haverty*, Alex Helms, Timmy Kelly, Patrick Lyons*, Cam Macri, Matt McLaughlin, Nate Miller, Colin Munro, Michael Nathan, Ryan O'Connell, Jordan Prysko, Patrick Sasser, Kevin Walker*

*those who have earned induction in Chi Alpha Sigma honorary society. Induction requires that a student-athlete has achieved at least a 3.4 cumulative GPA, has reached at least junior status academically and has lettered in a varsity sport.

CAROLINA QUICK FACTS**First Varsity Season:** 1949**All-Time Record:** 502-310-2 (.618)**NCAA Tournament Appearances:** 32 (1977, 1978, 1980, 1981, 1982, 1983, 1984, 1985, 1986, 1987, 1988, 1989, 1990, 1991, 1992, 1993, 1994, 1995, 1996, 1998, 2004, 2007, 2008, 2009, 2010, 2011, 2012, 2013, 2014, 2015, 2016, 2017)**Head Coach:** Joe Breschi (North Carolina '90)**Record at UNC:** 117-62, .654 (Completed 11th Year as head coach at UNC in 2019)**Career Record:** 209-125, .626 (Completed 22nd Year as head coach in 2019)**Associate Head Coach & Offensive Coordinator:** David Metzbowser (5th season in 2019, Delaware '86)**Assistant Coach & Defensive Coordinator:** Kevin Unterstein (1st season in 2019, Hofstra '08)**Volunteer Assistant Coach/Director of****Operations:** Matt Hudson (3rd season in 2019, Springfield '12)**Conference:** Atlantic Coast Conference**Home Field:** UNC Lacrosse Stadium (grass, 4,000 seats)**2019 Record:** 8-7, ACC 1-3**Current Streak:** Lost one game**2019 Statistical Leaders****Goals:** William Perry 26**Assists:** Andy Matthews 19**Points:** Timmy Kelly 36**Man-Up Goals:** Justin Anderson 6, William Perry 6**Saves:** Caton Johnson 81**Save Percentage:** Caton Johnson .544**Ground Balls:** Zachary Tucci 55**Face-Off Wins:** Zachary Tucci 164**Shots:** William Perry 95**Shots on Goal:** William Perry 50**Caused Turnovers:** Jack Rowlett 23**Face-off Percentage:** Zachary Tucci .500**2019 FINAL NATIONAL POLLS****Inside Lacrosse Division I Media Poll**

Rk	Team	Rec.	Pts.	Last Week
1.	Virginia	17-3	420 (21)	3
2.	Yale	15-4	399	4
3.	Penn State	16-2	375	1
4.	Duke	13-5	357	5
5.	Penn	12-4	321	2
6.	Maryland	12-5	311	11
7.	Loyola	12-5	295	6
8.	Notre Dame	9-7	269	9
9.	Towson	11-5	254	7
10.	Syracuse	9-5	228	8
11.	Johns Hopkins	8-8	193	10
12.	Georgetown	13-5	191	13
13.	Army	13-5	172	12
14.	Cornell	10-5	152	14
15.	High Point	13-3	106	16
16.	Richmond	10-7	90	18
17.	Denver	10-5	83	15
18.	Ohio State	8-4	48	19
19.	North Carolina	8-7	48	19
20.	UMass	10-5	43	20

Receiving Votes: Robert Morris, Lehigh, Villanova, Rutgers, UMBC, Boston University, Delaware, Princeton, Brown, Marist**USILA Division I Men's Coaches Poll**

Rk	Team	Points	Record	Last Wk
1.	Virginia	200 (10)	17-3	4
2.	Yale	188	15-4	3
3.	Penn State	176	16-2	1
4.	Duke	176	13-5	5
5.	Penn	156	12-4	2
6.	Maryland	150	12-5	7
7.	Loyola	142	12-5	7
8.	Notre Dame	130	9-7	9
9.	Towson	115	11-5	8
10.	Syracuse	87	9-5	11
11.	Johns Hopkins	86	8-8	10
12.	Georgetown	83	13-5	13
13.	Cornell	76	10-5	12
14.	Army	76	13-5	14
15.	High Point	57	13-3	16
16.	Denver	50	10-5	15
17.	Richmond	46	10-7	20
18.	Massachusetts	32	10-5	17
19.	Ohio State	26	8-4	18
20.	North Carolina	17	8-7	19

Also Receiving Votes: Rutgers 8, Robert Morris 5, Delaware 3, Lehigh 1, Villanova 1, Air Force 1, UMBC 1**2017-18 CAROLINA HONOR ROLL****2018 All-ACC Team**

Chris Cloutier, Senior Attackman

Jack Rowlett, Junior Long Stick Midfielder

2018 USILA Honorable Mention All-Americans

Chris Cloutier, Senior Attackman

Jack Rowlett, Junior Long Stick Midfielder

2018 All-ACC Academic Team

Ryan Macri, Senior Defenseman

Timmy Kelly, Junior Attackman

Justin Anderson, Sophomore Midfielder

USILA National Team of the Week

Chris Cloutier, Senior, Attackman, February 13, 2018

Timmy Kelly, Junior, Attackmen, February 27, 2018

Tewaaraton Trophy Watch List

Chris Cloutier, Senior, Attackman

ACC Offensive Player of the Week

Timmy Kelly, Junior, Attackman, February 26, 2018

ACC Defensive Player of the Week

Alex Bassil, Junior, Goalkeeper, April 23, 2018

Inside Lacrosse's Preseason DI Media All-Americans

Chris Cloutier, Third Team, Attackman

Michael Tagliaferri, Honorable Mention, Midfielder

ACC Coaches Preseason All-ACC Team

Chris Cloutier, Attackman

Jack Rowlett, Defenseman

2018 Captains

Chris Cloutier, Senior, Attackman

Joe Kenna, Senior, Defenseman

Ryan Macri, Senior, Defenseman

Kyle Mathie, Senior, Defenseman

William McBride, Senior, Midfielder

2018 Athletic Director's Scholar Athlete Award

Riley Graham, Senior, Midfielder

2018 UNC Top 10 Scholar Athlete

Matt Cunningham, Senior Attackman

2018 UNC Strength & Conditioning Awards

Iron Ram, Ryan Macri, Senior Defenseman

Most Improved, Michael Nathan, Junior Defenseman

Newcomer, Ara Atayan, Freshman Midfielder

2018 Rammy For Best Upset

2017 ACC Championship Weekend

Major League Lacrosse Offensive Player of the Week

Chris Cloutier, Denver Outlaws, May 22, 2018

2018 Major League Lacrosse Rookie of the Year

Chris Cloutier, Class of 2018

2018 Major League Lacrosse All-Stars

Chris Cloutier, Class of 2018

Marcus Holman, Class of 2013

Davey Emala, Class of 2013

Stephen Kelly, Class of 2017

2018 Under Armour All-Americans

Will Bowen, defenseman, BC High School,

Massachusetts

Brian Cameron, attackman, Bishop Guertin High

School, New Hampshire

Evan Egan, defenseman, Torrey Pines High School,

California

Jacob Kelly, attackman, Calvert Hall High School,

Maryland

Nicky Solomon, attackman, Centennial High School,

Georgia

JOHNSON NAMED ACC FRESHMAN OF

THE YEAR: The 2019 Atlantic Coast Conference post-season men's lacrosse awards were released on Friday morning, May 10 and included University of North Carolina freshman goalkeeper Caton Johnson as the ACC Freshman of the Year. The Lancaster, Pa. native is just the fifth Tar Heel men's lacrosse player to win the award since 1989, joining midfielder Jim Buczek in 1989, attackman Jeff Sonke in 1998, attackman Marcus Holman in 2010 and attackman Nicky Galasso in 2011.

Johnson played in nine games his freshman year, starting the last six games of the season as the Tar Heels finished 8-7. He made 81 saves and allowed 68 goals in 367 minutes of action. He made double digit saves in all six games against ACC opponents led by a Tar Heel freshman record of 21 saves versus Duke in a little less than 59 minutes of action. He finished the year with a save percentage of .544.

Johnson's .544 save percentage was the best



Junior midfielder William Perry ran on the second midfield unit in 2019. The Connecticut native set a school record for man up goals in a season when he had 11 such tallies in 2018 and led the nation in that category.

by a Tar Heel goalkeeper since Kieran Burke saved .558 of the shots against him in 2014.

ROWLETT & KELLY NAMED USILA

ALL-AMERICAS: Senior defenseman Jack Rowlett was named a third-team All-America defenseman by the United States Intercollegiate Lacrosse Association on May 23 while senior midfielder Timmy Kelly was tapped as an honorable mention All-America as an offensive midfielder by the organization.

Rowlett was an honorable mention All-America in 2018 as named by the USILA so this was his second All-America honor. Kelly was named to an All-America Team for the first time. Kelly is a senior co-captain of the 2019 Tar Heels and a native of Lutherville, Md.

Rowlett, from Burke, Va., started all 15 games at close defense for the Tar Heels in 2019. He finished third on the team in ground balls with 43 and he led the Tar Heels with 23 caused turnovers, 11 more than any other Tar Heel in 2019. Kelly started all 15 games for the Tar Heels in the first midfield unit. He led UNC with 36 points, was second on the team with 16 assists and tied for second on the squad in goals scored with 20.

SEVEN TAR HEELS NAMED ALL-ACC

ACADEMIC: Seven members of Head Coach

NORTH CAROLINA IN 2019

Home:	6-4
Away:	0-3
Neutral:	2-0
vs. Ranked Opponents	2-6
vs. Unranked Opponents	6-1
vs. ACC Teams	2-4
vs. Non-Conference Teams	6-3
When Scoring First:	7-2
When Opponent Scores First:	1-5
When leading at halftime:	7-3
When trailing at halftime:	0-1
When tied at halftime:	1-3
In overtime:	0-0
One-goal games:	1-3
Two-goal games:	1-2
Three-goal games:	0-1
Four-goal games:	1-0
Five-plus goal games:	5-1
Saturday or Sunday:	5-7
Weekday (Monday through Friday):	3-0

Joe Breschi's 2019 University of North Carolina men's lacrosse team were named on June 20 to the 2019 All-Atlantic Coast Conference Academic Team.

UNC's honorees included junior midfielder Justin Anderson (team captain), senior long-stick midfielder Jack Halpert, freshman short-stick defensive midfielder Connor Maher, freshman attackman Jacob Kelly, senior midfielder Timmy Kelly (team captain), sophomore midfielder Alex Trippi and freshman midfielder/face-off specialist Zachary Tucci.

Minimum academic requirements for selection to the All-ACC Academic Team are a 3.0 grade point average for the previous semester and a 3.0 cumulative average during one's academic career. Athletic achievements during the most recent season are also considered in selecting the All-ACC Academic Team.

PAIR OF TAR HEELS NAMED USILA

SCHOLAR ALL-AMERICAS: A pair of seniors on the 2019 University of North Carolina men's lacrosse team were named June 27 to the 2019 United States Intercollegiate Lacrosse Association/Warrior and New Balance Division I Scholar All-America Team.

Senior long-stick midfielder Jack Halpert, an economics major from Baltimore, Md., and Timmy Kelly, a senior midfielder from Lutherville, Md., who double majors in political science and communication studies, were both named to the 2019 Scholar All-America Team.

A Scholar All-America must be nominated by his coach and be a student with a senior year academic standing and a cumulative grade point average of 3.0 on a 4.0 scale. The honorees must have behaved in a manner that has brought credit to himself, his institution, and to college lacrosse both on and off the field. He must also be an All-America, a member of a North/South team, or an outstanding league or conference player.

FIRST TEAM ALL-AMERICA CHRIS GRAY

TRANSFERS TO CAROLINA: Chris Gray, a first-team Inside Lacrosse media All-America selection and a second-team USILA coaches All-America honoree in 2019 at Boston University, has completed his plans to transfer to the University of North Carolina men's lacrosse program this week. Gray officially announced his intentions midweek and then formally signed his transfer papers on June 22. He will join Coach Joe Breschi's program in August.

Gray was a first-team All-Patriot League selection in both 2018 and 2019 and was also named to the Patriot League All-Tournament Team both years. He was the Patriot League Rookie of the Year in 2018 and named to the Tewaaraton Watch List both seasons. As a USILA All-America he was honorable mention as a freshman and second team as a sophomore. In the Inside Lacrosse media All-America accolades he was first-team freshman All-America in 2018 and honorable mention overall before being moved up to the first team squad in 2019. Gray was also a 2019 Tewaaraton nominee his sophomore year amongst his many honors in his two seasons in Boston.

Gray's stats at Boston University were nothing short of staggering. He tallied a Patriot League record 111 points as a sophomore, leading the NCAA in the process. He scored 49 goals and

was second in the country with 62 assists. He tallied at least three points in 17 games and has at least five points in 15 games. As a freshman he had 30 goals and 41 assists for the Terriers while starting 15 games. At the time the 40 assists and 71 points were program records for a single season.

Gray graduated from Shoreham-Wading High School on Long Island in 2017 where he was a U.S. Lacrosse All-America and played in the Under Armour All-America game. He led Long Island in scoring his final two seasons in high school, tallying 101 points as a junior and 115 points as a senior.

STRENGTH & CONDITIONING AWARD

WINNERS: A trio of Tar Heel men's lacrosse players won awards from the UNC athletics strength and conditioning staff for their efforts in 2018-19. Senior Michael Nathan won the Iron Ram award as the team's outstanding performer. Senior Andy Matthews garnered the team's most improved award and freshman Caton Johnson won the award as the team's top newcomer.

TAR HEELS HONOR ACADEMIC SUCCESS

AT ANNUAL LUNCHEON: A strong cadre of UNC men's lacrosse players were honored on May 8 at the annual Tar Heel Scholar Athlete Awards Luncheon held on May 8, 2019.

Sophomore Alex Helms was honored for the 4.0 Club, earning a perfect GPA in both spring and fall semesters of 2018 calendar year.

Freshman Cole Brown, sophomore Nate Miller and senior Kevin Walker were all named to the fall semester 2018 4.0 Club.

Several UNC men's lacrosse players were named 2018 Tar Heel Scholar Athletes for earning 3.2 GPAs or above in fall and spring semesters of 2018. This group included Justin Anderson, Ara Atayan, Alex Bassil, Cole Brown, Kevin Gill, Jack Halpert, Cole Haverty,

UNC Players & Team in NCAA Statistics (Final Post Season Stats)

Individual Rankings

Assists Per Game: Andy Matthews, 83rd, 1.27; Timmy Kelly, 114th, 1.07

Caused Turnovers Per Game: Jack Rowlett, 44th, 1.53

Face-Off Winning Percentage: Zachary Tucci, 47th, .500

Goals Per Game: William Perry, 133rd, 1.73

Individual Man Up Goals: Justin Anderson, 28th, 6; William Perry, 28th, 6; Timmy Kelly, 55th, 4

Points Per Game: Timmy Kelly, 149th, 2.60

Team Rankings

Assists Per Game: 45th, 6.50

Caused Turnovers Per Game: 35th, 7.57

Clearing Percentage: 35th, .839

Face-Off Winning Percentage: 40th, .487

Ground Balls Per Game: 34th, 31.80

Man Down Defense: 14th, .707

Man-Up Offense: 21st, .400

Points Per Game: 28th, 18.60

Saves Per Game: 60th, 10.60

Scoring Defense: 22nd, 10.47

Scoring Margin: 20th, 1.93

Scoring Offense: 20th, 12.40

Shot Percentage: 20th, .305

Turnovers Per Game: 9th, 14.67

Winning Percentage: 29th, .533

Most Consecutive Games with a Point

# Games	Player	Date Started	Date Ended
55	Jimmy Bitter	3/16/12	4/18/15
53	Joey Sankey	4/20/12	5/17/15
50	Dennis Goldstein	2/28/89	5/27/91
50	Ryan Wade	5/11/91	5/21/94
45	Michael Burnett	4/16/80	5/21/83
44	Merrill Turnbull	5/8/94	5/3/97
43	Brendan Carey	3/20/94	5/18/96
43	Jed Prossner	4/27/02	4/29/05
38	Bart Wagner	2/26/06	4/5/08
36	Luke Goldstock	2/7/15	2/4/17
34	Chris Cloutier	5/14/16	4/21/18
33	Mac Ford	4/16/83	5/19/85
32	Marcus Holman	2/18/12	5/19/13
31	Harper Peterson	3/18/68	5/13/70
29	Billy Bitter	2/7/09	4/17/10
28	Bruce Ledwith	4/15/71	4/26/73
24	Bert Fett	4/7/73	4/2/75
24	John Webster	4/6/91	5/16/92
20	Jeff Sonke	3/22/00	4/26/01
20	Mike McCall	4/27/02	3/14/04
20	Steve Pontrello	5/10/15	5/30/16
20	Timmy Kelly	3/24/18	4/27/19
19	Chad Tutton	3/9/13	3/11/14
19	Andy Matthews	3/4/17	3/5/18
14	Nicky Solomon	2/2/19	4/25/19
13	William Perry	3/24/18	3/23/19
9	Andy Matthews	3/2/19	4/25/19

Most Consecutive Games with a Goal

# Games	Player	Date Started	Date Ended
31	Chris Cloutier	5/14/16	4/7/18
29	Marcus Holman	2/18/12	4/26/13
27	Mac Ford	5/21/83	5/19/85
25	Harper Peterson	3/18/68	4/2/70
25	Luke Goldstock	2/7/15	3/19/16
24	Merrill Turnbull	3/5/95	3/23/96
22	Bert Fett	4/10/73	4/2/75
21	Jimmy Bitter	2/16/14	3/10/15
20	Mike McCall	4/17/02	3/14/04
20	Joey Sankey	5/19/13	4/21/15
19	Chad Tutton	3/9/13	3/11/14
15	John Webster	2/28/93	5/31/93
15	Ryan Wade	3/20/93	3/19/94
15	Chase Martin	2/28/98	2/26/99
14	Jed Prossner	3/29/03	4/3/04
14	Joey Sankey	2/8/13	4/26/13
14	Nicky Solomon	2/2/19	4/25/19
13	Jeff Sonke	3/26/99	4/18/99
13	Steve Pontrello	5/10/15	4/10/16
13	William Perry	3/24/18	3/23/19
12	Jimmy Bitter	4/1/12	3/9/13
12	Chad Tutton	3/21/12	2/23/13
11	Bart Wagner	3/11/09	5/17/09
10	Dennis Goldstein	3/17/90	4/27/90
10	Jimmy Bitter	3/18/13	5/11/13
9	Justin Anderson	4/22/17	3/5/18
9	Timmy Kelly	4/22/17	3/5/18

Most Consecutive Games with an Assist

# Games	Player	Date Started	Date Ended
22	Bruce Ledwith	3/11/72	4/7/73
21	Michael Burnett	4/26/80	4/10/82
18	Dennis Goldstein	3/25/90	4/13/91
17	Joey Sankey	2/7/15	5/17/15
16	Brendan Carey	2/25/96	5/18/96
16	Andy Matthews	3/18/17	3/5/18
14	Marcus Holman	3/10/12	2/23/13
12	Bart Wagner	3/31/07	3/11/08
11	Jed Prossner	4/3/04	3/12/05
10	John Webster	3/27/93	5/31/93
9	Gavin Petracca	3/19/10	5/22/10
8	Bert Fett	4/6/74	3/12/75
8	Spencer Deering	4/23/95	3/13/96
8	Jeff Sonke	4/21/00	3/17/01
8	Steve Pontrello	4/10/16	5/30/16
7	Chris Cloutier	3/5/16	4/10/16

Active players returning in 2020 in bold face

Alex Helms, Timmy Kelly, Patrick Lyons, Cam Macri, Matt McLaughlin, Nate Miller, Colin Munro, Michael Nathan, Ryan O'Connell, Jordan Prysko, Patrick Sasser and Kevin Walker.

Tar Heel men's lacrosse players who earned induction into Chi Alpha Sigma honorary society included Justin Anderson, Alex Bassil, Cole Haverty, Patrick Lyons and Kevin Walker. Induction requires that a student-athlete has achieved least a 3.4 cumulative GPA, has reached at least junior status academically and has lettered in a varsity sport.

UNC CLAIMS 500TH VICTORY IN SCHOOL HISTORY IN 2019: North Carolina's 15-9 victory over Cleveland State on March 17, 2019 in Sparks, Md. was the 500th victory in school history.

Carolina's victory over the Vikings improved the Tar Heels to 500-305-2 all-time since the 1949 season.

Carolina ended the 2019 season with 502 all-time wins.

TAR HEELS EDGE #5 DUKE FOR BEST WIN OF SEASON SO FAR ON MARCH 30: Caton Johnson made the most

saves in a game by a University of North Carolina men's lacrosse true freshman goalkeeper in history, including nine in the fourth quarter, and the Tar Heel defense held fifth-ranked Duke scoreless over the last 17:50 of the game as unranked Carolina rallied past the Blue Devils 10-8 before 3,734 fans at sun-drenched UNC Lacrosse Stadium on Saturday afternoon

CURRENT TAR HEEL CAREER MULTI-POINT, MULTI-GOAL, MULTI-ASSIST GAMES

Justin Anderson – 10 multi-goal games (3 in 2017, 1 in 2018, 6 in 2019); 4 multi-assist games (3 in 2018, 1 in 2019); 16 multi-point games (4 in 2017, 4 in 2018, 8 in 2019).

Ara Atayan – 3 multi-goal games (3 in 2019); 3 multi-point games (3 in 2019).

Brian Cameron – 3 multi-goal games (3 in 2019); 1 multi-assist game (1 in 2019); 5 multi-point games (5 in 2019).

Tanner Cook – 12 multi-goal games (3 in 2017, 4 in 2018, 5 in 2019); 1 multi-assist game (1 in 2019); 15 multi-point games (5 in 2017, 4 in 2018, 6 in 2019).

Matt Gavin – 5 multi-goal games (1 in 2017, 2 in 2018, 2 in 2019); 7 multi-point games (2 in 2017, 2 in 2018, 3 in 2019).

Jack Halpert – 1 multi-point game (1 in 2019).

Jacob Kelly – 2 multi-goal games (2 in 2019); 6 multi-point games (6 in 2019).

Timmy Kelly – 17 multi-goal games (2 in 2016, 4 in 2017, 5 in 2018, 6 in 2019); 7 multi-assist games (1 in 2016, 1 in 2017, 1 in 2018, 4 in 2019); 30 multi-point games (4 in 2016, 7 in 2017, 8 in 2018, 11 in 2019).

Bailey Laidman – 1 multi-goal game (1 in 2019); 1 multi-point game (1 in 2019).

Andy Matthews – 7 multi-goal games (2 in 2017, 1 in 2018, 4 in 2019); 23 multi-assist games (8 in 2017, 11 in 2018, 4 in 2019); 32 multi-point games (12 in 2017, 11 in 2018, 9 in 2019).

Sean Morris – 1 multi-point game (1 in 2018).

Colin Munro – 1 multi-point game (1 in 2018).

William Perry – 22 multi-goal games (2 in 2017, 8 in 2018, 10 in 2019); 4 multi-assist games (1 in 2017, 2 in 2018, 1 in 2019); 24 multi-point games (3 in 2017, 11 in 2018, 10 in 2019).

Jack Rowlett – 1 multi-goal game (1 in 2017); 1 multi-point game (1 in 2017).

Henry Schertzinger – 1 multi-goal game (1 in 2019); 2 multi-point games (2 in 2019).

Nicky Solomon – 5 multi-goal games (5 in 2019); 1 multi-assist game (1 in 2019); 11 multi-point games (11 in 2019).

Alex Trippi – 7 multi-goal games (3 in 2018, 4 in 2019); 1 multi-assist game (1 in 2018); 10 multi-point games (4 in 2018, 6 in 2019).

March 30.

Johnson, who had only played eight minutes this season prior to Saturday, made 21 saves against the Blue Devils and allowed only seven goals (he was in the penalty box when the Blue Devils scored one of their goals). It was the most saves by a UNC goalkeeper since Kieran Burke had 21 saves against Harvard on March 17, 2015 in a 15-10 UNC victory. The two goalkeepers were a big story in the game as Turner Uppgren had a career-high 15 saves for the Blue Devils, three more than he had last Sunday in a 9-8 overtime loss at Syracuse. The Blue Devil senior had seven of his 15 saves in the opening period.

UNC bounced back from a 16-9 loss at Maryland last Saturday to improve to 7-3 on the season while winning its ACC opener and beating the Blue Devils for the first time since 2016 and only the third time in Chapel Hill since 2003. Duke is now 8-3 overall and 0-2 in the ACC. The Blue Devils had won seven games in a row this season before its losses to Syracuse and Carolina in the last six days.

Carolina played a deep roster, including 10 true freshmen amongst the 27 players who saw the field. UNC started three true freshmen on attack for the first time in school history as Nicky Solomon, Jacob Kelly and Brian Cameron earned the starts.

Midfielder Matt Gavin played in the second midfield unit and saw action in just his sixth

UPDATED SINGLE GAME CAREER HIGHS

(Career highs reflect only two or more in each category)

Parker Alexander— **Ground Balls**-3 vs. Mercer, 2-2-2019; **Caused Turnovers**—2 vs. Furman, 2-9-2019; 2 vs. Denver, 3-2-2019.

Justin Anderson — **Goals**—3 vs. UMBC, 2-4-2017; 3 vs. Richmond, 3-14-2018; 3 vs. Mercer, 2-2-2019; 3 vs. Harvard, 2-16-2019; **Assists**—3 vs. Furman, 2-10-2018; **Points**—5 vs. Richmond, 3-14-2018; **Ground Balls**-4 vs. Mercer, 2-2-2019; **Caused Turnovers**-2 vs. Bucknell, 3-12-2019; 2 vs. Cleveland State, 3-17-2019.

Ara Atayan - **Goals**-3 vs. Johns Hopkins, 2-23-2019; **Points**-3 vs. Johns Hopkins, 2-23-2019; 3 vs. Marist, 3-8-2019.

Alex Bassil- **Saves**—14 vs. Notre Dame, 4-21-2018; **Ground Balls**: 4 vs. Bucknell, 3-12-2019; 4 vs. Maryland, 3-23-2019.

Brian Cameron - **Goals**-2 vs. Furman, 2-9-2019; 2 vs. Duke, 3-30-2019; 2 vs. Syracuse, 4-25-2019; **Assists**-2 vs. Bucknell, 3-12-2019; **Points**-3 vs. Syracuse, 4-25-2019; **Ground Balls**-3 vs. Furman, 2-9-2019; 3 vs. Syracuse, 4-25-2019.

Tanner Cook — **Goals**—5 vs. Furman, 2-10-2018; **Assists**—3 vs. Mercer, 2-2-2019; **Points**—5 vs. Furman, 2-10-2018; 5 vs. Johns Hopkins, 2-23-2018; 5 vs. Mercer, 2-2-2019; **Ground Balls**—3 vs. Harvard, 2-16-2019.

Jesse Cuccia — **Ground Balls**-2 vs. Dartmouth, 3-18-2017.

Evan Egan - **Ground Balls**-2 vs. Cleveland State, 3-17-2019.

Matt Gavin — **Goals**—3 vs. Virginia, 4-7-2018; **Points**—4 vs. Virginia, 4-7-2018; **Ground Balls**—3 vs. Syracuse, 4-14-2018.

Mike Guerin — **Goals**—2 vs. Dartmouth, 3-18-2017; **Points**—2 vs. Dartmouth, 3-18-2017.

Jack Halpert — **Ground Balls**—7 vs. Harvard, 2-16-2019; 7 vs. Johns Hopkins, 2-23-2019; **Caused Turnovers**—2 vs. Furman, 2-10-2018; 2 vs. Mercer, 2-2-2019.

Cole Haverly — **Ground Balls**—2 vs. Furman, 2-10-2018.

Alex Helms- **Ground Balls**-2 vs. Mercer, 2-2-2019.

Caton Johnson — **Saves**: 21 vs. Duke, 3-30-2019; **Ground Balls**: 4 vs. Virginia, 4-27-2019.

Charles Kelly — **Face-Offs Won**: 16 vs. Virginia, 4-7-2018; **Face-Off Percentage** .786 (11-14) vs. Furman, 2-10-2018; **Face-Offs Attempted**: 28 vs. Virginia, 4-7-2018; **Ground Balls**—6 vs. Furman, 2-10-2018; 6 vs. Lehigh, 2-17-2018.

Jacob Kelly — **Goals**—2 vs. Mercer, 2-2-2019; 2 vs. Marist, 3-8-2019; **Points**-3 vs. Mercer, 2-2-2019; **Ground Balls** — 3 vs. Denver, 3-2-2019.

Timmy Kelly — **Goals**: 4 vs. Johns Hopkins, 2-23-2018; 4 vs. Maryland, 3-23-2019; **Assists**: 3 vs. Virginia, 4-10-2016; 3 vs. Virginia, 4-7-2018; **Points**: 4 vs. Virginia, 4-10-2016; 4 vs. Lafayette, 2-3-2018; 4 vs. Johns Hopkins, 2-23-2018; 4 vs. Virginia, 4-7-2018; 4 vs. Mercer, 2-2-2019; 4 vs. Marist, 3-8-2019; 4 vs. Cleveland State, 3-17-2019; 4 vs. Maryland, 3-23-2019; 4 vs. Notre Dame, 4-20-2019; **Ground Balls**: 5 vs. Denver, 3-2-2019.

Bailey Laidman - **Goals**-2 vs. Marist, 3-8-2019; **Points**-2 vs. Marist, 3-8-2019.

Cam Macri— **Ground Balls**—2 vs. Hofstra, 3-10-2018; 2 vs. Richmond, 3-14-2018; 2 vs. Duke, 3-30-2018; 2 vs. Mercer, 2-2-2019; 2 vs. Furman, 2-9-2019; 2 vs. Marist, 3-8-2019; 2 vs. Cleveland State, 3-17-2019.

Connor Maher — **Ground Balls**-5 vs. Harvard, 2-16-2019; **Caused Turnovers**-2 vs. Bucknell, 3-12-2019.

Andy Matthews — **Goals**—3 vs. Dartmouth, 3-18-2017; 3 vs. Bucknell, 3-12-2019; **Assists**—5 vs. Furman, 2-9-2019; **Points**—5 vs. Dartmouth, 3-18-2017; 5 vs. Lehigh, 2-17-2018; **Ground Balls**—5 vs. Richmond, 3-14-2018; 5 vs. Furman, 2-9-2019; 5 vs. Syracuse, 4-25-2019; **Caused Turnovers**—2 vs. Richmond, 3-13-2017.

Luke Millican — **Saves**—9 vs. Furman, 2-10-2018; **Ground Balls**—3 vs. Furman, 2-10-2018.

Sean Morris — **Points**: 2 vs. Mercer, 2-28-2018.

Colin Munro — **Points**—2 vs. Lafayette, 2-3-2018.

Michael Nathan — **Ground Balls**—4 vs. Duke, 3-30-2018; 4 vs. Cleveland State, 3-17-2019; **Caused Turnovers**—3 vs. Bucknell, 3-12-2019.

Ryan O'Connell - **Face-Offs Won**: 9 vs. Richmond, 3-14-2018; **Face-Off Percentage** .800 (4-5) vs. Syracuse, 4-25-2019; **Face-Offs Attempted**: 17 vs. Richmond, 3-14-2018; **Ground Balls**—6 vs. Richmond, 3-14-2018.

Jake Peden — **Ground Balls**—4 vs. Harvard, 2-16-2019; **Caused Turnovers**—2 vs. Denver, 3-2-2019; 2 vs. Bucknell, 3-12-2019; 2 vs. Syracuse, 4-25-2019.

William Perry - **Goals**—4 vs. Lehigh, 2-17-2018; 4 vs. Denver, 3-2-2019; **Assists**—2 vs. Virginia, 4-15-2017; 2 vs. Johns Hopkins, 2-23-2018; 2 vs. Virginia, 4-7-2018; 2 vs. Mercer, 2-2-2019; **Points**—4 vs. Lehigh, 2-7-2018; 4 vs. Virginia, 4-7-2018; 4 vs. Mercer, 2-2-2019; 4 vs. Denver, 3-2-2019; 4 vs. Bucknell, 3-12-2019; **Ground Balls**-3 vs. Furman, 2-10-2018; 3 vs. Richmond, 3-14-2018; **Caused Turnovers**—2 vs. Mercer, 2-2-2019.

Jack Pezzulla — **Saves**—13 vs. Johns Hopkins, 2-23-2018; **Ground Balls**—7 vs. Johns Hopkins, 2-23-2019.

Jordan Prysko — **Ground Balls**: 2 vs. Michigan, 2-6-2016.

Jack Rowlett — **Goals**: 2 vs. Albany, 5-13-2017; **Points**: 2 vs. Albany, 5-13-2017; **Ground Balls**: 7 vs. Harvard, 2-16-2019; **Caused Turnovers**: 7 vs. Harvard, 2-16-2019.

Harrison Schertzinger — **Points**: 2 vs. Marist, 3-8-2019; **Ground Balls**: 3 vs. Denver, 3-2-2019; 3 vs. Cleveland State, 3-17-2019.

Henry Schertzinger — **Goals**: 2 vs. Harvard, 2-16-2019; **Points**: 2 vs. Harvard, 2-16-2019; **Ground Balls**: 3 vs. Marist, 3-8-2019; **Caused Turnovers**: 3 vs. Marist, 3-8-2019.

Nicky Solomon — **Goals**: 3 vs. Virginia, 4-6-2019; **Assists**: 3 vs. Marist, 3-8-2019; **Points**: 4 vs. Marist, 3-8-2019; **Ground Balls**: 3 vs. Denver, 3-2-2019; 3 vs. Marist, 3-8-2019; **Caused Turnovers**: 2 vs. Marist, 3-8-2019.

Alex Trippi — **Goals**—3 vs. Furman, 2-9-2019; **Assists**—2 vs. Mercer, 2-28-2018; **Points**—3 vs. Mercer, 2-28-2018; 3 vs. Syracuse, 4-14-2018; 3 vs. Furman, 2-9-2019; 3 vs. Virginia, 4-27-2019; **Ground Balls**: 2 vs. Marist, 3-8-2019.

Zachary Tucci - **Face-Offs Won**: 21 vs. Furman, 2-9-2019; **Face-Offs Attempted**: 30 vs. Mercer, 2-2-2019; **Ground Balls**: 11 vs. Harvard, 2-16-2019.

game this season but led Carolina offensively with two goals and an assist. Brian Cameron matched his career high for goals in a game with two tallies (he also scored twice earlier this year against Furman). Both freshman attackman Nicky Solomon and senior midfielder Timmy Kelly had a goal and an assist for the Tar Heels. Solomon has scored a goal in 10 straight games, each contest of his freshman season, and Kelly ran his streak for successive games with a point to 15 matches over the last two years.

Alex Trippi, Justin Anderson, Andy Matthews and Will Nicklaus had goals for Carolina.

Nicklaus, whose father played golf at Carolina in the 1980s and whose grandfather is legendary golfer Jack Nicklaus, played in his first game for Carolina. His goal with 1:29 to play in the third quarter pulled UNC within 8-7 and sparked a scoring spree which saw North Carolina score three goals in the final 1:29 of the third quarter. Ryan O'Connell and Tanner Cook added assists for North Carolina.

Nakeie Montgomery scored three goals for Duke, all in a row in the third period. His third goal was part of a five-goal run by Duke which lifted it from a 6-3 deficit to an 8-6 lead with 2:50 left in the third period. Garrett Leadmon, Joey

Manown, Jake Seau, Kevin Quigley and Reilly Walsh all scored single goals for Duke while Joe Robertson and Brad Smith each had two assists. Robertson and Smith came into the game leading Duke in points with 37 and 30, respectively, but the UNC defense denied both of them goals (Robertson had nine shots-five saved by Johnson-and Smith five shots in the game, three of which were saved by Johnson).

The stats in the game were virtually in several areas. Duke outshot Carolina 42-41, including 14-9 in the final period when the Heels scored the only goal between the two teams on 23 shots. Ground balls favored Duke 29-28 and



Justin Anderson was the co-captain of the 2019 Tar Heel team with Timmy Kelly. He has four career hat tricks including two this year versus Mercer and Harvard.

Duke had 14 turnovers and the Tar Heels had 13. Duke was 22 of 24 in the clearing game and North Carolina was 16 of 17.

The difference proved to be in the number of saves by each goalkeeper (Johnson 21, Uppgren 15) and the performance by the two teams in the extra-man game. Carolina was whistled for 11 penalties compared to three against Duke. The Tar Heels were twice two men down and Duke finished just two of nine on the EMO while UNC scored one goal in three chances.

UNC also had an edge in the face-off circle at 13-9. Both teams used two face-off specialists. Freshman Zachary Tucci was nine of 13 for UNC and sophomore Ryan O'Connell was four of nine. Jordan Ginder won seven of 14 faceoffs for Duke and Brian Smyth was 2 of 8 at the X.

Carolina had several defensive heroes in the game as UNC held Duke to its fewest goals in the series between the two teams since March 10, 2010 when the Tar Heels won 13-7 in Durham. Jack Rowlett had a team-high five ground balls for UNC to go along with two caused turnovers. Senior long-stick defenseman Jack Halpert had four ground balls and one caused turnover and freshman short-stick midfielder Connor Maher had three ground balls and a caused turnover.

The Tar Heels took a 2-0 lead 2:17 into the match on unassisted goals by Timmy Kelly



Senior Any Matthews finished with 106 career points and finished 39th on the Tar Heels' career list in total points with 34 goals and 72 assists.

Carolina's NCAA Tournament Facts

NCAA Championship Years

1981, North Carolina 14, Johns Hopkins 13 at Princeton, N.J., Attendance: 13,943
Coach: Willie Scroggs; Final Record: 12-0
 1982, North Carolina 7, Johns Hopkins 5 at Charlottesville, Va., Attendance: 10,283
Coach: Willie Scroggs; Final Record: 14-0
 1986, North Carolina 10, Virginia 9 (OT) at Newark, Del., Attendance: 9,765
Coach: Willie Scroggs; Final Record: 11-3
 1991, North Carolina 18, Towson 13 at Syracuse, N.Y., Attendance: 8,293
Coach: Dave Klarmann; Final Record: 16-0
 2016, North Carolina 14, Maryland 13 (OT) at Philadelphia, Pa., Attendance: 26,749
Coach: Joe Breschi; Final Record: 12-6

NCAA Runnerup Years

1993, Syracuse 13, North Carolina 12 at College Park, Md., Attendance: 20,117
Coach: Dave Klarmann

NCAA Tournament Leading Scorers

1981, Michael Burnett, 15 points
 1982, Dave Wingate, 11 points; Michael Burnett, 11 points
 1986, Gary Seivold, 12 points
 1991, Dennis Goldstein, 16 points
 1993, John Webster, 15 points
 2016, Chris Cloutier, 22 points

NCAA Championship Game Most Outstanding Player Award Winners

1982, Tom Sears
 1986, Gary Seivold
 1991, Dennis Goldstein
 2016, Chris Cloutier

NCAA Tournament Appearances (31)

1976, 1977, 1980, 1981, 1982, 1983, 1984, 1985, 1986, 1987, 1988, 1989, 1990, 1991, 1992, 1993, 1994, 1995, 1996, 1998, 2004, 2007, 2008, 2009, 2010, 2011, 2012, 2013, 2014, 2015, 2016, 2017

Record: 33-27 (.550)

5 Championships, 1 Runnerup Finish, 7 Third-Place Finishes, 13 NCAA Final Fours

and Matt Gavin. After Joey Manown scored for Duke at the 9:09 mark off an assist by Brad Smith, Carolina retook a two-goal lead at 4:15 of the opening period as Brian Cameron netted an extra-man goal, assisted by Tanner Cook. Jake Seau scored for Duke with 3:11 left in the quarter which ended with UNC up 3-2.

Carolina took a three-goal lead with a pair of goals in the opening 3:15 of the second quarter. Matt Gavin scored his second goal of the game off an assist by Nicky Solomon and then Alex Trippi scored shortly thereafter to make it 5-2 in favor of the Heels. Duke cut into the lead as Garrett Leadmon scored an extra-man goal off an assist by Brad Smith. The Blue Devils were on a two-man advantage and Leadmon's goal was the last of the first half and came at 6:10.

Carolina won the opening faceoff of the second half and Nicky Solomon rolled the crease on the left side to score past Uppgren just 23 seconds into the second half. Duke responded with five goals in a row. Reilly Walsh scored an extra-man goal at 11:22 of the period, assisted by Joe Robertson. At the 8:30 mark, Kevin Quigley scored off an assist by Robertson to cut UNC's lead to 6-5. Montgomery then took over the match for the Blue Devils with successive unassisted goals at 7:35, 6:18 and 2:50 of the third quarter to make it 8-6 Blue Devils.

UNC Career Points Leaders

Name, Years Played	G	A	Pts
1. Joey Sankey (2012-15)	125	104	229
2. Marcus Holman (2010-13)	121	92	213
3. Jimmy Bitter (2012-15)	126	82	208
4. Bruce Ledwith (1970-73)	85	119	204
5. Bert Fett (1972-75)	128	64	192
6. Michael Burnett (1980-83)	84	106	190
Dennis Goldstein (1987-91)	108	82	190
8. John Webster (1990-93)	109	79	188
9. Merrill Turnbull (1994-97)	101	78	179
10. Billy Bitter (2008-11)	99	76	175
Luke Goldstock (2014-17)	120	55	175
12. Mac Ford (1982-85)	111	61	172
Jed Prossner (2002-05)	113	59	172
14. Brendan Carey (1993-96)	78	83	161
Chase Martin (1997-2000)	98	63	161
16. Bart Wagner (2006-09)	94	66	160
17. Gavin Petracca (2007-10)	94	63	157
Jeff Sonke (1998-2001)	102	55	157
19. Spencer Deering (1994-97)	73	77	150
20. Matt Crofton (1997-2000)	86	63	149
Chris Cloutier (2015-18)	111	38	149
22. Michael Thomas (1988-92)	82	61	143
23. Gary Seivold (1984-87)	80	62	142
24. Mike McCall (2002-05)	102	38	140
Harper Peterson (1967-70)	99	41	140
26. Chad Tutton (2012-15)	104	26	130
27. Ryan Blair (2003-06)	59	68	127
28. Pat Welsh (1985-88)	66	60	126
29. Jason Wade (1993-96)	95	27	122
Ryan Wade (1991-94)	91	31	122
31. Steve Speers (1990-93)	81	36	117
32. Mark Phillips (1993-96)	74	42	116
33. Joey Seivold (1983-87)	70	45	115
Steve Pontrello (2013-16)	86	29	115
35. Justin Bowman (1996-99)	90	21	111
36. Sean DeLaney (2007-10)	72	28	110
37. David Wingate (1980-83)	90	18	108
38. Kevin Griswold (1979-82)	66	41	107
39. Andy Matthews (2016-19)	34	72	106
40. Thomas Wood (2009-12)	66	39	105
Timmy Kelly (2016-19)	69	36	105
42. Bryant Will (2002-05)	43	58	101
Brent Voelkel (1981-84)	53	48	101
Dan Cox (1975-78)	67	34	101
45. Ben Hunt (2007-10)	65	31	96
46. Tim Welsh (1984-88)	62	33	95
47. Austin Garrison (2000-03)	52	42	94
Peter Voelkel (1980-83)	48	46	94
49. Dan Donnelly (1989-92)	64	28	92
50. John Szczypinski (1986-89)	60	30	90
51. Joe Yevoli (1978-79)	43	46	89
52. Mike Acee (1989-93)	54	33	87
53. Jimmy Dunster (2009-12)	54	32	86
54. Doug Hall (1980-82)	52	33	85
55. Jeff Homire (1980-83)	61	23	84
56. Gregg Langhoff (1991-94)	41	42	83
Monty Hill (1978-81)	62	21	83
58. Neill Redfern (1988-89)	55	27	82
59. William Perry (2017-)	62	19	81
60. Monty Hill (1978-81)	58	21	79
61. Dan Levy (1990-93)	50	28	78
62. Steven Will (2000-03)	49	28	77
John Donato (1974-77)	49	28	77
64. Pat Foster (2011-14)	43	31	74

As quickly as the momentum seemed to be going all in Duke's direction, Carolina responded by scoring three goals in the final 1:29 of the quarter to take the lead for good. After Nicklaus scored with 1:29 left in the third quarter assisted by Gavin, Tucci won the ensuing faceoff and Carolina scored with 15 seconds left in the quarter as Timmy Kelly sent an arcing pass

Most Career Goals Scored	
Name, Years Played	Goals
1. Bert Fett (1972-75)	128
2. Jimmy Bitter (2012-15)	126
3. Joey Sankey (2012-15)	125
4. Marcus Holman (2010-13)	121
5. Luke Goldstock (2014-17)	120
6. Jed Prossner (2002-05)	113
7. Mac Ford (1982-85)	111
Chris Cloutier (2015-18)	111
9. John Webster (1990-93)	109
10. Dennis Goldstein (1987-91)	108
11. Chad Tutton (2012-15)	104
12. Jeff Sonke (1998-2001)	102
Mike McCall (2002-05)	102
14. Merrill Turnbull (1994-97)	101
15. Harper Peterson (1968-70)	99
16. Billy Bitter (2008-11)	99
17. Chase Martin (1997-2000)	98
18. Jason Wade (1993-96)	95
19. Bart Wagner (2006-09)	94
Gavin Petracca (2007-10)	94
21. Ryan Wade (1991-94)	91
22. David Wingate (1980-83)	90
Justin Bowman (1996-99)	90
24. Matt Crofton (1997-2000)	86
Steve Pontrello (2013-16)	86
26. Bruce Ledwith (1970-73)	85
27. Michael Burnett (1980-83)	84
28. Michael Thomas (1988-92)	82
29. Steve Speers (1990-93)	81
30. Gary Seivold (1983-87)	80
31. Brendan Carey (1993-96)	78
32. Mark Phillips (1993-96)	74
33. Spencer Deering (1994-97)	73
34. Sean DeLaney (2007-10)	72
35. Joey Seivold (1983-87)	70
36. Timmy Kelly (2016-19)	69
37. Dan Cox (1975-78)	67
38. Kevin Griswold (1979-82)	66
Pat Welsh (1985-88)	66
Thomas Wood (2009-12)	66
41. Ben Hunt (2006-09)	65
42. Monty Hill (1978-81)	62
Tim Welsh (1984-88)	62
44. William Perry (2017-)	62
45. Jeff Homire (1980-83)	61
46. John Szczypinski (1986-89)	60
47. Ryan Blair (2003-06)	59
Michael B. Burns (2005-08)	59
49. Terry Martinello (1980-84)	56
50. Neill Redfern (1988-89)	55
51. Mike Acee (1989-93)	54
Jimmy Dunster (2009-12)	54
53. Brent Voelkel (1981-84)	53
54. Doug Hall (1980-82)	52
Ousmane Greene (1993-95)	52
Austin Garrison (2000-03)	52
57. Michael Tagliaferri (2014-17)	51
58. Dan Levy (1990-93)	50

from behind the cage to Cameron who redirected it into the net on the left side of the crease. Ryan O'Connell then won the next faceoff, claimed the ground ball and sent a bounce pass to Andy Matthews who was alone on the crease to score the ultimate game-winner with eight seconds left in the period.

The final period was a test of the Tar Heel defense. Duke outshot the Blue Devils 14-9 in the final period and the Blue Devils had three extra-man opportunities, including one in which they had a two-man advantage. But Johnson's nine fourth-quarter saves carried the day for Carolina. Justin Anderson added an unassisted

goal for Carolina with 3:50 to play after splitting two Duke defenders to bounce a shot by Upgren.

Johnson produced two saves in the final 1:11 of the game and Connor Maher forced a turnover when the Tar Heels were down a man with 49 seconds to play and UNC ran out the remainder of the clock.

GAME NOTES

UNC is now 42-33 all-time against Duke. The Tar Heels have won four of the last seven games in the series. The two teams have split their last six regular-season meetings.

Caton Johnson's 21 saves were the most by a UNC goalkeeper since Kieran Burke had 21 against Harvard on March 17, 2015 – a 15-10 UNC victory.

Andy Matthews' game-winning third quarter goal gives him 99 points for his career (32 goals, 67 assists).

Timmy Kelly has points in 15 straight games dating back to March 24, 2018.

Nicky Solomon has scored a goal in each of his 10 games as a freshman.

UNC won its ACC opener for the first time since 2016.

Matt Gavin had the fourth multi-goal game of his career.

Brian Cameron had his second two-goal game of his freshman year. He also scored twice against Furman.

Timmy Kelly increased his career point total to 95 and his career goal total to 63.

JOHNSON NAMED ACC DEFENSIVE

PLAYER OF THE WEEK AFTER WIN OVER

DUKE: Notre Dame midfielder Bryan Costabile has been named the Atlantic Coast Conference Men's Lacrosse Offensive Player of the

Most Career Caused Turnovers	
Name, Years Played	Caused Turnovers
1. Ryan Flanagan (2008-11)	108
2. Austin Pifani (2014-17)	65
3. Michael Jarvis (2007-10)	64
4. Tim Kaiser (2005-08)	60
5. Jack Rowlett (2016-19)	59
6. Evan Connell (2013-16)	47
7. Kieran McDonald (2010-13)	46
8. Charlie McComas (2009-12)	43
Mark Staines (2009-12)	43
10. Michael Burns (2008-11)	37
11. Jake Bailey (2012-15)	36
12. Ryan Kilpatrick (2012-15)	35

Career Face-Off Winning Percentage

Player, Year	Pct.
1. Jude Collins (1993-96)	.668
2. Jason Sanders (1993-96)	.618
3. Shane Walterhoefer (2006-09)	.614
4. Kevin Frew (2001-04)	.604
5. Donnie McNichol (1990-93)	.597
6. Steve Gilhuley (1989-92)	.596
7. Ryan Wade (1991-94)	.581
8. Steve Stenersen (1979-82)	.580
9. Justin Bowman (1996-99)	.558
10. R.G. Keenan (2011-14)	.555
11. Ryan Damon (1998-2001)	.544
13. Craig Hasslinger (1988-91)	.543
14. Stephen Kelly (2014-17)	.542
15. Mac Hammer (1998-2001)	.526
16. Zachary Tucci (2019)	.500

Week and North Carolina's Caton Johnson has captured the league's Defensive Player of the Week award.

After playing just eight minutes in the first nine games of the season, Johnson earned his first career start against No. 5 Duke and the true freshman made 21 saves and allowed just seven goals while facing 41 shots. Johnson's 21 saves were the most in a game by a true freshman in UNC history and the most in any game by a Tar Heel goalkeeper since Kieran Burke made 21 against Harvard in March 2015. The Tar Heels' 10-8 win over the Blue Devils was their first against Duke since 2016.

Johnson was also named the National Player of the Week by the USILA and by the Baltimore Sun.

UNC POWERS PAST CLEVELAND STATE FOR 500TH WIN IN TAR HEEL HISTORY:

Twelve different Tar Heel players scored goals on March 17 as the 15th-ranked University of North Carolina men's lacrosse team defeated Cleveland State 15-9 before a crowd of 750 fans at William G. Tierney Field at the U.S. Lacrosse Complex in Sparks, Md.

Coach Joe Breschi's Tar Heels won their third game in a row to improve to 6-2 on the season while Cleveland State fell to 4-5 with the loss. With the victory, Carolina won its 500th game in school history.

The game was tied at 4-4 midway through the second quarter before the Tar Heels scored four goals in a span of 3:51 to give Carolina an 8-4 lead heading into intermission. That scoring run put the Tar Heels in front for good. After Cleveland State scored the first goal of the second half, UNC ran off four of the game's next five goals to take a 12-6 lead and put the game away.

Twelve Tar Heels scored goals in the game. Senior midfielder Timmy Kelly led the Tar Heels with two goals and two assists. Both Alex Trippi and Andy Matthews scored a pair of goals for the Tar Heel side while freshman attackman Jacob Kelly and senior long-stick midfielder had a goal and an assist in the game. William Perry, Tanner Cook, Zachary Tucci, Harrison Schertzing, Parker Alexander, Nicky Solomon and Jack Rowlett all scored goals to power the balanced attack.

Both Perry and Timmy Kelly ran their successive streaks with points to 13 games. Perry has scored goals in 13 consecutive contests. In the first quarter of the game, senior Jack Halpert notched his second career assist at 13:09 and then scored his first career goal at the 4:29 mark. In the second half of the game Harrison Schertzing and Parker Alexander each recorded their second career goals while face-off man Zachary Tucci, a freshman, notched his first career goal with 9:43 to play in the game.

The Vikings were led in scoring by Nick Polydoras who had a hat trick. Jason Sullivan had two goals for CSU and Adam Clark contributed a pair of assists.

UNC outshot the Vikings 48-32, including 13-4 in the second quarter when the Heels scored four straight goals to break a tie and take the lead for good. The Tar Heels had slight edges in ground balls at 29-27 and in the face-off circle at 15-13. Tucci won all 15 face-offs for UNC and he had a team-high five ground balls while senior defenseman Michael Nathan had

Most Assists in a Career

Name, Years Played	Assists
1. Bruce Ledwith (1970-73)	119
2. Michael Burnett (1980-83)	106
3. Joey Sankey (2012-15)	104
4. Marcus Holman (2010-13)	92
5. Brendan Carey (1993-96)	83
6. Dennis Goldstein (1987-91)	82
Jimmy Bitter (2012-15)	82
8. John Webster (1990-93)	79
9. Merrill Turnbull (1994-97)	78
10. Spencer Deering (1994-97)	77
11. Billy Bitter (2008-11)	76
12. Andy Matthews (2016-19)	72
13. Ryan Blair (2003-06)	68
14. Bart Wagner (2006-09)	66
15. Bert Fett (1972-75)	64
16. Chase Martin (1997-2000)	63
Matt Crofton (1997-2000)	63
Gavin Petracca (2007-10)	63
19. Gary Seivold (1984-87)	62
20. Michael Thomas (1988-92)	61
21. Mac Ford (1982-1985)	61
22. Pat Welsh (1985-88)	60
23. Jed Prossner (2002-05)	59
24. Bryant Will (2005-06)	58
25. Jeff Sonke (1998-2001)	55
Luke Goldstock (2014-17)	55

four. Cleveland State face-off man Danny Tesler was 12 of 26 at the X and had a game-high six ground balls. CSU defenseman Brandon Ruditz had five ground balls and a game-high four caused turnovers.

UNC senior goalkeeper Alex Bassil played 57:03 and had eight saves and eight goals allowed. Freshman Caton Johnson finished up in goal for the Heels. Caleb Espinoza played 21:19 in goal for Cleveland State and allowed five goals while making five saves. Stephen Russo played the last 38:41 for CSU between the pipes and made 11 saves and allowed 10 goals.

Carolina committed 14 turnovers in the game while badgering the Vikings into 23 total turnovers. Both teams cleared well with Cleveland State going 16 of 18 and North Carolina successful 18 of 22 times.

Both teams excelled on the extra-man with the Vikings going 3 of 6 and UNC 2 of 3.

UNC opened the scoring with goals by the Kelly cousins 19 seconds apart. Timmy Kelly tallied unassisted at 13:28 of the opening quarter before Jacob Kelly scored 19 seconds later off an assist by Jack Halpert. Cleveland State answered with a man-up goal by Nick Polydoras at 8:54 of the quarter before Halpert scored his first career goal at the 4:29 mark. The Vikings responded with a goal 18 seconds later before UNC notched a man-up goal by William Perry, assisted by Timmy Kelly, with 3:09 left in the period.

The Vikings tied the game with back-to-back goals, evening the score at 4-4 with 14:14 to play in the second period. But the Heels responded with a four-goal scoring run. Andy Matthews gave the Tar Heels the lead for good at 8:41 of the period, assisted by Brian Cameron. Close defenseman Jack Rowlett scored his fourth goal of the season at 6:55 before Alex Trippi scored his first of two goals in the game 53 seconds later. Carolina finished the scoring

in the opening half as Nicky Solomon scored a goal at 4:50 of the period off Timmy Kelly's second assist of the game.

Cleveland State opened the scoring in the second half of the game before unassisted goals by Timmy Kelly at 10:05 and Alex Trippi at 8:01 gave the Tar Heels a 10-5 advantage. The second goal of the game by Nick Polydoras, an extra-man goal assisted by Adam Clark, pulled the Vikings within 10-6 heading into the final period.

Carolina then put the game away by scoring five of the first six goals of the final period. Harrison Schertzinger scored at unassisted goal at 11:56 of the final period and Tanner Cook added an unassisted tally 50 seconds later. Polydoras added his third man-up goal of the game at 9:53, again assisted by Clark. But 10 seconds later Zachary Tucci scored his first career goal. Parker Alexander then scored off an assist by Jacob Kelly at 8:12 as the Heels scored on the break with Alexander recording his second career goal. UNC then finished up its scoring as Andy Matthews scored an extra-man goal with 5:47 left in the final period, his second of the game and ninth of the season. The Vikings scored the last two goals of the contest, resulting in a final score of 15-9.

CAROLINA TRIUMPHS IN MID-WEEK

GAME VERSUS BUCKNELL: North Carolina outscored Bucknell 6-3 in the second half en route to a 12-7 victory over the Bison in men's lacrosse action before 415 fans at UNC Lacrosse Stadium on Tuesday, March 12.

With the victory, UNC improves to 5-2 on the season while the Bison fall to 2-5.

The Tar Heels were led by a balanced offense with both William Perry and Andy Matthews recording hat tricks for Carolina and Nicky Solomon recording a pair of goals. Seven Tar Heels scored in the game. Eight different Tar Heels had assists in the game led by Brian Cameron with two.

Alston Terry led the Bucknell Bison with a hat trick while Tom Smith had two goals for the visitors from Lewisburg, Pa.

UNC dominated the game in shots with a 41-27 edge and in ground balls with an advantage of 33-26. Turnovers were a big part of the game with Bucknell committing 21, including seven failed clears. UNC committed only 13 turnovers.

Jarrett Witzal won 12 of 22 face-offs for Bucknell while Zachary Tucci was 10 of 22 at the X for Carolina. Tucci and goalkeeper Alex Bassil each had four ground balls to lead UNC.

In the goal, Alex Bassil made nine saves for Carolina while allowing just seven goals. Christian Klipstein went all the way for Bison and made 14 saves while allowing 12 goals.

UNC led 6-4 at the half before Bucknell's Tom Smith scored the opening goal of the second half. Carolina then pulled away with four of the next five goals. Tanner Cook and Andy Matthews scored less than two minutes apart to make it 8-5. After Will Yorke answered with a goal for Bucknell, UNC answered with goals by Nicky Solomon and William Perry to go up 10-6 with 10:30 to play. After Bucknell pulled within three goals, UNC finished off the scoring with goals by William Perry and Timmy Kelly to give the Tar Heels a final margin of five goals.

UNC TOPS MARIST TO END LOSING

STREAK: Twelve different Tar Heel men's lacrosse players scored goals Friday night as UNC broke a two-game losing streak by beating Marist 17-5 before 604 fans at UNC Lacrosse Stadium. With the win UNC improved to 4-2 on the season while Marist fell to 2-3 as the Red Foxes saw their two-game winning streak halted.

Timmy Kelly, Ara Atayan, William Perry, Jacob Kelly and Bailey Laidman each scored a pair of goals for the Tar Heels in the win. Laidman's two goals were the first tallies of his career. Single goals were scored by Nicky Solomon, Andy Matthews, Alex Trippi, Harrison Schertzinger, Henry Schertzinger, Matt Gavin and Brian Cameron. The goal by Harrison Schertzinger was also a career first.

Nicky Solomon had the first multi-assist game of his career with three helpers. Timmy Kelly added two assists. Justin Anderson, Ara Atayan, Andy Matthews, Jordan Prysko, Harrison Schertzinger and Alex Trippi all had single assists for the Tar Heels.

Jojo Pirreca had two goals for the Red Foxes who had won Hartford and Stony Brook in their last two games. Jake Wienman had a goal and an assist and Michael Smith had two assists.

UNC outshot the Red Foxes 53-27 and outscored Marist 6-1 in the opening period and 6-2 in the final period. UNC had a slight edge in ground balls at 38-34. UNC senior defenseman Jack Rowlett led the Tar Heels in ground balls with five while both Rowlett and Henry Schertzinger caused three turnovers. Defenseman James Sarrocco led the Red Foxes in ground balls with five.

Jake MacGregor started in goal for Marist and played 56:03, allowing 15 goals and making 15 saves. He played extremely well in the first half and recorded 12 saves before halftime. Despite the fact UNC outshot the Red Foxes 30-7 in the first half, Macgregor's play kept the game from being a rout as UNC led 7-1 after 30 minutes. Carolina shot more effectively against MacGregor in the second half, scoring eight second half goals against him vis-à-vis three saves. Kevin McKendry played the final 3:57 in goal for Marist, giving up two goals.

Senior Alex Bassil made his first start of the season for Carolina, playing 56:03 and making nine saves and allowing just four goals. Freshman Caton Johnson came on in goal in the final 3:57, making three saves and allowing one goal.

Turnovers and clears were a big difference



in the game as Marist committed 25 turnovers by 15 different players while Carolina also committed its fair share of turnovers at 16. In the clearing game, Marist was successful just 11 of 23 times as 12 of its turnovers resulted from failed clears. UNC was 21 of 24 in the clearing game.

Zachary Tucci took all but one face-off for UNC and the freshman won 12 of his 24 draws. Raleigh native Peyton Smith was 11 of 22 in the face-off X for Marist after coming into the game winning 75 percent of his draws in the first four games of the season.

William Perry opened the scoring for UNC 48 seconds into the game as he rifled a shot from distance past MacGregor off an assist by Nicky Solomon. Marist tied the game at 10:13 but an unassisted goal by Harrison Schertzing, his first in a Tar Heel uniform, 1:10 later gave the Tar Heels the lead for good. Seven different Tar Heels scored the seven goals tallied by UNC in the first half. Jacob Kelly, Nick Solomon, Ara Atayan, Henry Schertzing and Timmy Kelly ran off the next five goals of the game, giving UNC a 7-1 lead at halftime.

Jojo Pirreca opened the scoring into an empty net 22 seconds into the second half for his second goal of the game. UNC answered with goals by Perry and Alex Trippi before Marist pulled within 9-3 on a goal by James Lyons with 10:25 left in the third quarter.

Carolina then went on a four-goal scoring run to push its lead to 10 goals. Atayan and Jacob Kelly scored their second goals of the game before the end of the third period. Timmy Kelly then scored a man-up goal just 22 seconds into the fourth quarter off an assist by Alex Trippi. Just nine seconds later Andy Matthews stole a Marist clearing pass and scored into an empty net.

Marist retaliated with a man-up goal from the right wing by Jake Weinman with 7:51 left in the fourth quarter before the Tar Heels went on a four-goal run. All four goals in that streak were of the assisted variety as UNC finished with 11 assists on its 17 goals. Brian Cameron scored from Timmy Kelly at 6:12, Matt Gavin tallied off an assist by Ara Atayan at 3:57. Bailey Laidman then scored the first two goals of his career at 1:29 and 47 seconds of the final period, assisted respectively by Harrison Schertzing and Jordan Prysko. The latter of the two goals by Laidman came in a man-up situation. Marist finished the scoring with a goal by Edward May with five seconds to play.

Next up for the Tar Heels is a game against Patriot League opponent Bucknell on Tuesday at 4 p.m. The Bison are 1-4 on the season heading into a home game Saturday morning against Holy Cross. Tuesday's game will be aired nationally on ACC Network Extra.

HEELS PULL AWAY FROM HARVARD

LATE: Ten different players scored goals and seven Tar Heels had assists as the University of North Carolina men's lacrosse team employed a balanced scoring attack to defeat Harvard 16-11 Saturday afternoon, February 16 on a rainy and chilly day at Kenan Stadium.

Justin Anderson and Tanner Cook each had hat tricks for Carolina and William Perry added two goals. Henry Schertzing scored twice for Carolina, Jake Peden had a highlight reel goal for the ages and Parker Alexander tallied

his first career goal to lead a balanced UNC offensive unit. Andy Matthews had another multi-point game, the 26th of his career, with a team high four points on a goal and three assists. Most of the offensive damage for the Crimson was inflicted by two individuals – Ryan Graff, who had a game-high five goals, and Austin Madronic who had a game-high six points on three goals and three assists.

UNC improved to 3-0 on the season with the victory, marking the seventh time in coach Joe Breschi's 11 seasons in Chapel Hill that Carolina has started a season with three straight wins. Harvard played in its season opener against the Tar Heels on Saturday.

Statistically the game favored Carolina in most categories. UNC outshot the Crimson 43-34 and led in ground balls 47-34 and in the face-off circle 17-14. The rainy conditions led to turnover problems for both teams as the Crimson had 24 and Carolina had 18 for the second straight game. Neither goalie was able to hit the 50 percent mark in saves. Jack Pezulla had eight saves and 11 goals allowed for Carolina and Kyle Mullin had 15 saves and 16 goals allowed for Harvard.

UNC senior defenseman Jack Rowlett had one of the best games of his career with seven ground balls and seven caused turnovers. His previous career high for ground balls was six against Johns Hopkins in his freshman year and against Notre Dame in his sophomore year. His seven caused turnovers were three more than his previous career high of four set against both UMass and Syracuse in 2016.

Several other Tar Heels had career highs for ground balls in a game – senior long-stick midfielder Jack Halpert with seven (previous high six versus Mercer in 2018), freshman midfielder Zachary Tucci with 11 (previous high 10 versus Furman last Saturday), senior defenseman Jake Peden with four (previous high two on five occasions), freshman short-stick midfielder Connor Maher with five (previous high was four versus Mercer on February 2) and junior midfielder Tanner Cook who had the first multi-ground ball game of his career with three. In the face-off circle, UNC freshman Zachary Tucci went 17 for 31 while Steven Cuccurullo went 14 for 31 for the Crimson.

UNC never trailed in the game but it also was unable to pull away from the Crimson until it outscored Harvard 5-1 over the last 7:54 of the game.

Jacob Kelly opened the scoring 57 seconds into the match off an assist from his cousin Timmy Kelly. Harvard equaled with a man-up goal by Austin Madronic at 8:23 of the opening quarter before UNC freshman midfielder Henry Schertzing scored back-to-back man-up goals for the Tar Heels at 7:48 and 7:01 of the opening period.

Harvard answered with a pair of goals of its own before Tanner Cook gave the Tar Heels the lead for good in the game with an unassisted goal with 1:06 left in the opening quarter.

Just forty-seven seconds into the second quarter, UNC scored in transition as sophomore short-stick defensive midfielder Parker Alexander notched his first career goal, assisted by Jacob Kelly. Brian Cameron scored an unassisted goal at 8:19 of the quarter only to see Harvard's Jack Frisoli retaliate six seconds later to cut Carolina's lead back to 6-4. UNC took

advantage of a pair of penalties on the Crimson to score goals back-to-back at 4:44 and 4:39 of the quarter, capitalizing twice in a span of five seconds. Tanner Cook scored off an assist by Andy Matthews for the first of the two goals and just five seconds later freshman Nicky Solomon scored from Zachary Tucci to give the Heels an 8-4 lead. It was the first career point for Tucci as he assisted on his fellow freshman's goal.

Ryan Graff scored the last two goals of the first half for Harvard and the teams went to intermission with the Tar Heels holding a slight 8-6 advantage.

The two squads exchanged goals throughout the third quarter, sending the game to the fourth quarter with the Tar Heels holding an 11-8 lead. There was a flurry of action late in the third quarter. At 1:58, Justin Anderson scored for the Tar Heels. Sixteen seconds later, the Crimson answered that goal as Madronic scored his third goal of the game. It took the Tar Heels just 27 seconds to up their lead back to three goals as Jake Peden scored his second career goal in spectacular fashion off Andy Matthews' second assist of the game. Peden took a pass from Matthews on the crease and wrapped a behind his back shot past the Harvard goalie. Peden's previous career goal came against Mercer last season.

The game was far from over, however, as Ryan Graff tallied his fourth and fifth goals of the match, pulling Harvard within 11-10 with 8:48 left in the match.

Carolina kept its poise, however, and finished off the game in a strong fashion, outscoring the Crimson 5-1 the rest of the way. Tanner Cook went low-to-high off an assist by Ara Atayan at 7:54 to restore a two-goal lead. Then, after a penalty on Harvard, Justin Anderson slashed free in front of the Harvard goal and took a pass from Alex Trippi to score with 6:05 left. William Perry's goal at 3:53 gave Carolina its second four-goal lead of the game before Harvard scored with 2:38 left in the match. The Crimson also drew a flag on the play but UNC pulled away with a man-down goal by Anderson assisted by Matthews with 1:38 to play and an empty-net tally by Perry with 25 seconds to play.

NOTING THE TAR HEELS POST HARVARD

- Jack Rowlett was named to the USILA National Team of the Week after his seven ground ball, seven caused turnover performance against Harvard.
- North Carolina improved to 4-1 all-time against Harvard, including three wins over the Crimson in Chapel Hill over the past six seasons..
- Tanner Cook and Justin Anderson each had their fourth hat tricks of their careers.
- Zachary Tucci has won at least 16 face-offs in each of the three Tar Heel games this year – 16 versus Mercer, 21 versus Furman and 17 versus Harvard.
- Andy Matthews ran his active streak of games with points to nine while Timmy Kelly and William Perry have each recorded points in eight straight games.
- William Perry has the longest active goal-scoring streak of any Tar Heel with tallies in eight successive games.
- Parker Alexander scored his first career goal.

CAROLINA LACROSSE IN THE NCAA TOURNAMENT (33-27)					
Year	UNC Seed	Opponent & Seed	Round	Site	Result
1976	#5	#4 Navy	Quarterfinal	Annapolis, Md.	L 9-13
1977	#7	#2 Johns Hopkins	Quarterfinal	Baltimore, Md.	L 9-16
1980	#5	#4 Navy	Quarterfinal	Annapolis, Md.	W 18-11
		#1 Virginia	Semifinal	Charlottesville, Va.	L 10-11(2OT)
1981	#2	#7 Syracuse	Quarterfinal	Chapel Hill, N.C.	W 13-6
		#6 Navy	Semifinal	Chapel Hill, N.C.	W 17-8
		#1 Johns Hopkins	Championship	Princeton, N.J.	W 14-13
1982	#1	#8 Navy	Quarterfinal	Chapel Hill, N.C.	W 16-2
		#4 Cornell	Semifinal	Chapel Hill, N.C.	W 15-8
		#2 Johns Hopkins	Championship	Charlottesville, Va.	W 7-5
1983	#5	#4 Army	Quarterfinal	West Point, N.Y.	W 12-6
		#1 Johns Hopkins	Semifinal	Baltimore, Md.	L 9-12
1984	#5	#4 Virginia	Quarterfinal	Charlottesville, Va.	W 11-2
		#1 Johns Hopkins	Semifinal	Baltimore, Md.	L 9-14
1985	#3	#6 Brown	Quarterfinal	Chapel Hill, N.C.	W 16-14
		#2 Syracuse	Semifinal	Syracuse, N.Y.	L 13-14(OT)
1986	#5	#4 Maryland	Quarterfinal	College Park, Md.	W 12-10
		#1 Johns Hopkins	Semifinal	Newark, Del.	W 10-9(OT)
		#3 Virginia	Championship	Newark, Del.	W 10-9(OT)
1987	#5	Michigan State	First Round	Chapel Hill, N.C.	W 21-5
		#4 Johns Hopkins	Quarterfinal	Baltimore, Md.	L 10-11
1988	#3	Cornell	Quarterfinal	Chapel Hill, N.C.	L 4-6
1989	#6	Towson	First Round	Chapel Hill, N.C.	W 19-8
		#3 Loyola	Quarterfinal	Baltimore, Md.	W 12-5
		#2 Johns Hopkins	Semifinal	College Park, Md.	L 6-10
1990	#4	#5 Harvard	Quarterfinal	Chapel Hill, N.C.	W 18-3
		#1 Syracuse	Semifinal	Piscataway, N.J.	L 10-21
1991	#1	#8 Loyola	Quarterfinal	Chapel Hill, N.C.	W 11-9
		#5 Syracuse	Semifinal	Syracuse, N.Y.	W 19-13
		Towson	Championship	Syracuse, N.Y.	W 18-13
1992	#2	Brown	Quarterfinal	Chapel Hill, N.C.	W 16-10
		#3 Princeton	Semifinal	Philadelphia, Pa.	L 14-16
1993	#1	#8 Army	Quarterfinal	Chapel Hill, N.C.	W 14-5
		#4 Johns Hopkins	Semifinal	College Park, Md.	W 16-10
		#3 Syracuse	Championship	College Park, Md.	L 12-13
1994	#4	#5 Virginia	Quarterfinal	Chapel Hill, N.C.	L 10-12
1995	Unseeded	#8 Loyola	First Round	Baltimore, Md.	L 11-17
1996	#4	#5 Syracuse	Quarterfinal	Piscataway, N.J.	L 12-19
1998	Unseeded	#7 Duke	First Round	Amherst, Mass.	L 14-16
2004	#8	Ohio State	First Round	Chapel Hill, N.C.	W 13-6
		#1 Johns Hopkins	Quarterfinals	Charlottesville, Va.	L 9-15
2007	#8	Navy	First Round	Chapel Hill, N.C.	W 12-8
		#1 Duke	Quarterfinals	Annapolis, Md.	L 11-19
2008	#4	Navy	First Round	Chapel Hill, N.C.	L 7-8
2009	#6	UMBC	First Round	Chapel Hill, N.C.	W 15-13
		#3 Duke	Quarterfinals	Annapolis, Md.	L 11-12
2010	#4	Delaware	First Round	Chapel Hill, N.C.	W 14-13
		#5 Duke	Quarterfinals	Princeton, N.J.	L 9-17
2011	#8	Maryland	First Round	Chapel Hill, N.C.	L 6-13
2012	#8	Denver	First Round	Chapel Hill, N.C.	L 14-16
2013	#5	Lehigh	First Round	Chapel Hill, N.C.	W 16-7
		#4 Denver	Quarterfinals	Indianapolis, Ind.	L 11-12
2014	Unseeded	#5 Denver	First Round	Denver, Colo.	L 5-9
2015	#3	Colgate	First Round	Chapel Hill, N.C.	W 19-12
		#6 Maryland	Quarterfinals	Annapolis, Md.	L 7-14
2016	Unseeded	#6 Marquette	First Round	Milwaukee, Wis.	W 10-9
		#3 Notre Dame	Quarterfinals	Columbus, Ohio	W 13-9
		#7 Loyola	Semifinals	Philadelphia, Pa.	W 18-13
		#1 Maryland	Championship	Philadelphia, Pa.	W 14-13 (OT)
2017	Unseeded	#8 Albany	First Round	Albany, N.Y.	L 12-15

- Justin Anderson matched his career high for goals in a game with three. He also had three against UMBC on February 4, 2017, against Richmond on March 14, 2018 and against Mercer on February 2, 2019.

- Tanner Cook had a career high three ground balls.

- Jack Halpert had a career high seven ground balls. His previous career high was six versus Mercer on February 28, 2018.

- Connor Maher had a career high five ground balls. His previous career high was four versus Mercer on February 2, 2019.

- Jake Peden had a career high four ground

balls. His previous career high was two on five occasions. Peden scored the second goal of his career. His first came against Mercer on February 28, 2018.

- Jack Rowlett had career highs for ground balls with seven and caused turnovers with seven. His previous career high for ground

CAROLINA LACROSSE IN THE ACC TOURNAMENT (22-20)

Year	UNC Seed	Opponent & Seed	Round	Site/Result
1989	#2	#3 Virginia	Semifinal	Chapel Hill, N.C. W 7-5
		#4 Duke	Championship	Chapel Hill, N.C. W 18-6
1990	#2	#3 Maryland	Semifinal	Charlottesville, Va. W 12-5
		#1 Virginia	Championship	Charlottesville, Va. W 10-6
1991	#1	#4 Duke	Semifinal	Durham, N.C. W 11-8
		#3 Maryland	Championship	Durham, N.C. W 18-8
1992	#1	#4 Virginia	Semifinal	College Park, Md. W 14-5
		#2 Maryland	Championship	College Park, Md. W 11-10
1993	#2	#3 Duke	Semifinal	College Park, Md. W 13-6
		#4 Maryland	Championship	College Park, Md. W 18-10
1994	#2	#3 Maryland	Semifinal	Charlottesville, Va. W 8-7
		#1 Virginia	Championship	Charlottesville, Va. W 15-7
1995	#3	#2 Maryland	Semifinal	Chapel Hill, N.C. W 14-9
		#4 Duke	Championship	Chapel Hill, N.C. L 6-14
1996	#1	#4 Duke	Semifinal	Charlottesville, Va. W 18-8
		#3 Virginia	Championship	Charlottesville, Va. W 13-11
1997	#4	#1 Virginia	Semifinal	Charlottesville, Va. L 13-17
1998	#4	#1 Maryland	Semifinal	Charlottesville, Va. L 8-13
1999	#4	#1 Duke	Semifinal	Chapel Hill, N.C. L 7-9
2000	#4	#1 Virginia	Semifinal	College Park, Md. L 16-17(2 OT)
2001	#3	#2 Duke	Semifinal	Orlando, Fla. L 9-11
2002	#4	#1 Virginia	Semifinal	Durham, N.C. L 3-10
2003	#3	#2 Virginia	Semifinal	Charlottesville, Va. L 12-13 (OT)
2004	#2	#3 Virginia	Semifinal	Chapel Hill, N.C. L 9-11
2005	#4	#1 Duke	Semifinal	Baltimore, Md. L 11-13
2006	#3	#2 Maryland	Semifinal	Baltimore, Md. L 9-10
2007	#4	#1 Duke	Semifinal	Durham, N.C. L 9-13
2008	#4	#1 Duke	Semifinal	Charlottesville, Va. L 6-17
2009	#4	#1 Maryland	Semifinal	Chapel Hill, N.C. W 16-10
		#2 Duke	Championship	Chapel Hill, N.C. L 13-15
2010	#2	#3 Maryland	Semifinal	College Park, Md. L 5-13
2011	#2	#3 Maryland	Semifinal	Durham, N.C. L 6-7
2012	#3	#2 Virginia	Semifinal	Charlottesville, Va. W 11-9
		#1 Duke	Championship	Charlottesville, Va. L 9-12
2013	#2	#3 Duke	Semifinal	Chapel Hill, N.C. W 18-17
		#4 Virginia	Championship	Chapel Hill, N.C. W 16-13
2014	DID NOT QUALIFY			
2015	#2	#3 Syracuse	Semifinal	Chester, Pa. L 8-9
2016	#1	#4 Syracuse	Semifinal	Kennesaw, Ga. L 7-10
2017	#4	#1 Syracuse	Semifinal	Durham, N.C. W 16-15
		#3 Notre Dame	Championship	Durham, N.C. W 14-10
2018	DID NOT QUALIFY			
2019	#5	#4 Syracuse	First Round	Chapel Hill, N.C. W 11-10
		#1 Virginia	Semifinal	Chapel Hill, N.C. L 13-14

balls was six against Johns Hopkins on February 28, 2016 and against Notre Dame on April 22, 2017. His previous career high for caused turnovers was four versus Massachusetts on March 12, 2016 and against Syracuse on April 16, 2016.

- Zachary Tucci had a career high 11 ground balls, one more than he had against Furman last Saturday. He also had his first career point.

- Henry Schertzinger had the first multi-goal game of his career with a pair of tallies 47 seconds apart in the first quarter.

- Andy Matthews now has 86 career points and is tied for Jimmy Dunster (2009-12) for 51st in UNC history.

- Jack Rowlett moved into seventh place in caused turnovers in UNC history with seven Saturday. He now has 44 in his career.

- With three assists Andy Matthews now has 62 for his career and is tied with Gary Seivold (1984-87) for 18th place in UNC history.

TAR HEELS WIN HOME OPENER AGAINST PALADINS: Senior Andy Matthews recorded a career-high five assists and freshman Zachary

Tucci won the sixth most face-offs in a game in UNC history as the Tar Heels held off Furman 14-10 in the men's collegiate lacrosse action at Kenan Stadium Saturday afternoon, February 9.

The Tar Heels built a six-goal lead early in the third quarter before the Paladins pulled back within three goals midway through the third period. UNC responded with five straight goals to gain its biggest lead of the game at 14-6 before the Paladins ended the game on a four-goal run.

The game was the home opener for the Tar Heels after they started their season with a 20-9 win at Mercer last Saturday. UNC is now 2-0 on the season and Furman fell to 0-2 with losses to Duke and North Carolina. UNC has won all six games in the series against the Paladins since the two teams first met in 2014.

Alex Trippi led the Tar Heels with three goals, the first hat trick of his career. Tanner Cook, William Perry, Brian Cameron and Ara Atayan each had two goals for the Tar Heels while Timmy Kelly, Nicky Solomon and Jacob Kelly each recorded single tallies. Cameron and Atayan both scored their first career goals for

Carolina. Andy Matthews had five assists in the

Junior Tanner Cook ran on Carolina's second midfield unit in 2019 as well as the extra-man unit. He had a career high three assists in the season opener against Mercer. He also had two hat tricks in 2019.



game, setting a new career high. His previous career high was four helpers against Lehigh on February 18, 2017.

Freshman face-off man Zachary Tucci won 21 of 27 face-offs for the Tar Heels. He also led the Tar Heels with 10 ground balls. The 21 face-off wins by Tucci were the sixth most in a game in UNC history. The only individuals in Carolina to ever win more face-offs in a game have been Shane Walterhoefer, Stephen Kelly and Todd Oudemool.

Furman was led in scoring by Jarrett Birch who tallied a game-high four goals. He also added an assist. Chad Kreuzer had a pair of goals for Furman and four other Paladins had single tallies.

Jack Pezzulla matched his career high for saves in a game with 13 against the Paladins while allowing 10 goals. He matched the total of 13 saves he had against Johns Hopkins on February 23, 2018 in the Tar Heels' 13-11 win against the Blue Jays at Homewood Field. Alec Van de Bovenkamp was brilliant in the cage for the Paladins as he made 20 saves while allowing 14 goals.

UNC outshot the Paladins 46-33 while Furman edged out the Tar Heels 35-34 in the ground ball battle. Carolina needed its 21-6 edge in the face-off circle as the Tar Heels committed an uncharacteristically high 18 turnovers in the game while the Paladins had just 12 miscues. Furman was 24 of 27 on clears while North Carolina was 17 of 20 in the clearing game.

UNC scored two extra-man goals, both on the same penalty by the Paladins in the first quarter which was an unreleasable foul. Furman had all three of its extra-man goals in the second half, all aiding the Paladins in making runs that narrowed the Tar Heels' lead on a pair of occasions.

North Carolina opened the scoring with a goal by Alex Trippi at 12:10 of the first quarter. Forty-one seconds later, UNC had a cousin-to-cousin goal as senior Timmy Kelly fed freshman Jacob Kelly to put the Tar Heels up 2-0.

With 2:23 left in the first quarter, Furman's Matt Mahoney was sent off for a minute for

as unreleasable. UNC took advantage to score at 2:06 with Tanner Cook taking a feed from Andy Matthews. Carolina then scored its second man-up goal of the possession as William Perry scored off an assist from Matthews with 1:40 to play in the period. After Furman tallied to cut the lead to 4-2, Timmy Kelly snuck one past Van de Bovenkamp with six seconds left in the quarter to give UNC a 5-2 lead after the opening period.

Carolina outscored the Paladins 3-1 in the second quarter to increase the lead 8-3 at the half. UNC's goals in the second quarter came from William Perry, Alex Trippi and Nicky Solomon.

When Alex Trippi finished his hat trick at 10:39 of the third quarter, the Tar Heels appeared to be in control as they led 9-3. But Furman ran off three goals in just 1:30, the latter two extra-man goals to pull within three goals at 9-6 with 6:22 left in the third quarter.

Carolina answered that run with five straight goals of its own. Tanner Cook scored off Matthews' fourth assist of the game with 1:51 left in the third quarter. Then sophomore midfielder Ara Atayan scored his first career goal on an incredible individual effort with four seconds left in the period.

UNC tallied three goals in the opening 1:49 of the final period to take its biggest lead of the game at 14-6 with 13:11 left in the period. Brian Cameron had back-to-back goals at 14:41 and 13:44, the first two markers of his career. Atayan then scored his second goal of the game with 13:11 to go.

Furman was able to crawl back in after the Tar Heels committed turnovers and penalties to help the Paladins score four times in just 5:31. Jarrett Birch scored twice in that run by Furman. But after an unassisted goal by Carson Sorrells with 3:06 to play, UNC was able to kill the rest of the clock to finish off a 14-10 win.

UNC will be back in action again next Saturday at 12 noon, hosting Harvard at Kenan Stadium. The game will be nationally televised on ACC Network Extra.

GAME NOTES FROM TAR HEELS' VICTORY OVER THE PALADINS:

- North Carolina improved to 6-0 all-time against Furman, including 4-0 in games in Chapel Hill.

- Zachary Tucci's 21 face-off wins were the sixth most in a game in UNC history. The only individuals with more wins were 23 by Shane Walterhoefer versus Ohio State on April 12, 2008; 23 by Stephen Kelly versus Virginia on April 9, 2017; 22 by Todd Oudemool versus Towson on May 13, 1989; 22 by Shane Walterhoefer versus UMBC on May 9, 2009; and 22 by Stephen Kelly versus Duke on March 29, 2015.

- Zachary Tucci had a game-high 10 ground balls, one more than the nine scooped up by Furman defenseman Cole Horan.

- Both goalies played well in a game that had a lot of end-to-end action. Jack Pezzulla had a career-high 13 saves and career-high four ground balls. He matched his career high for saves in a game originally set against Johns Hopkins on February 23, 2018. Pezzulla's four ground balls exceeded his previous career high of three set against Mercer on February 28, 2018.

- Andy Matthews had five assists in the game. That broke his previous career high of four set against Lehigh on February 18, 2017.

- Andy Matthews had five points in the game. That equaled his career high of five points versus Dartmouth on March 18, 2017 and against Lehigh on February 17, 2018.

- Ara Atayan and Brian Cameron each played in their second career games and each scored their first career goals. Both players had two tallies and they came over a span of just 1:53. Atayan scored with four seconds left in the third quarter. Cameron scored at 14:41 and 13:44 of the fourth quarter and Atayan finished the scoring on the day for UNC at 13:11.

- Alex Trippi had his first career hat trick. He previously had two goals in a game three times in his freshman year against Denver, Syracuse and Notre Dame.

- Andy Matthews now has 82 points in his career. He is tied with Neill Redfern for 56th place all-time at UNC.

- Timmy Kelly now has 75 career points and is in 61st place all-time at UNC.

- Andy Matthews now has 59 career assists and is tied with Jed Prossner for 22nd place all-time at UNC.

TAR HEELS SWEEP ACC PLAYER OF WEEK AWARDS POST FURMAN GAME:

North Carolina senior attackman Andy Matthews and his teammate, freshman midfielder Zachary Tucci, have earned Atlantic Coast Conference Men's Lacrosse Player of the Week honors on February 11.

Matthews notched a career high five assists and matched his career high for points in a game with five as No. 14 UNC defeated Furman 14-10 to earn offensive player of the week honors. He also had two ground balls and caused one caused turnover. He broke his previous career high for assists in a game set in 2017 against Lehigh, and matched his career high for points in a game with five, which he had done twice previously. He improved his career totals to 82 points and 59 assists with the 20th multi-assist game of his career.

Freshman Zachary Tucci won 21 of 27 face-offs against the Paladins to capture the league's weekly defensive award. The 21 face-off wins are the sixth most in a single game in

Team captain Timmy Kelly was one of Carolina's most versatile players, rotating between midfield and attack throughout his career. He matched his career high with four goals at Maryland on March 23.



Freshman Zachary Tucci won .500 percent of his face-offs in his freshman season and he led the Tar Heels in ground balls with 55.





UNC history and just two short of the school record of 23. He also had a game-high 10 ground balls in the match.

UNC OPENS SEASON WITH WIN AT MERCER: The University of North Carolina men's lacrosse team scored the first six goals of the game Saturday afternoon February 2 and never looked back as it eased to a 20-9 victory over the Mercer University Bears at Centennial High School Football Stadium in Roswell, Ga. A crowd of 1,022 fans watched the season opener for both teams.

Coach Joe Breschi's team was led by a balanced scoring attack that featured seven players with multiple goals in the game and three with multiple assists. Junior midfielder Justin Anderson led the way with a hat trick while junior midfielder Tanner Cook had two goals and a career-high three assists. Senior midfielder Timmy Kelly had two goals and two assists for the Tar Heels as did junior midfielder William Perry. A pair of freshman attackmen – Jacob Kelly and Nicky Solomon – had two goals and an assist for the Heels. Solomon was playing on the same field where he played his high school lacrosse, graduating last spring. Senior attackman Andy Matthews also had two goals and an assist.

UNC defensemen Evan Egan and Jack Rowlett had single goals for UNC and the other tallies came from Alex Trippi, Matt Gavin and Henry Schertzinger. The Bears were led by Will McCarthy's hat trick while Pascal Coombs had two goals. Three Mercer players- Seam Goldsmith, Michael Quinn and Mikey Ewing had a goal and an assist in the encounter.

UNC outscored the Bears 6-1 in the first quarter and 5-2 in the second quarter to build an 11-3 halftime lead. The Tar Heels extended their lead to 18-5 heading into the final quarter before Mercer outscored the Tar Heels 4-2 in the final quarter, tallying three goals in the final 1:50 of the period to cut a 20-6 deficit to 20-9 at the end.

Carolina outshot the Bears 55-35 in the game and both team had 38 ground balls. Mercer had a slight edge at the face-off circle, winning 17 of 33 draws in the match.

Carolina committed 12 turnovers while Mercer coughed up the ball 23 times. UNC had 12 caused turnovers with William Perry, Michael Nathan and Jack Halpert each recording two caused turnovers. Four Tar Heels had a game-high four ground balls – Justin Anderson, Jack

Halpert and freshmen midfielders Conner Maher and Zachary Tucci. The Bears also had four players with four ground balls each.

Between the pipes, UNC played two goalkeepers with Jack Pezzulla earning the start and the win. He played 45 minutes and made four saves. Senior Alex Bassil played the final quarter and made six saves while allowing four goals. The two Bears' goalkeepers – Josh Tarver and Bradley Hodoval – combined for 15 saves while allowing 20 goals.

The Tar Heels sped to a 6-0 lead in the game with six different goal scorers tallying in that run – Timmy Kelly, Jacob Kelly, Nicky Solomon, Justin Anderson, William Perry and Tanner Cook scored in that game-opening run.

With the score at 8-3 in favor of North Carolina, the Heels ran off four goals in a row late in the first half and early in the second 30 minutes to go up 12-3. A man-up goal by

Freshman Jacob Kelly started all 14 games in the attack unit and scored a pair of goals against both Mercer and Marist.



Justin Anderson started the run before defenseman Evan Egan and Alex Trippi scored before halftime and then Andy Matthews tallied unassisted in the fourth minute of the second half.

UNC would go on to score the last five goals of the third quarter to put the game away, leading 18-5 after 45 minutes. It was another run with five different scorers – Nicky Solomon, Jacob Kelly, William Perry, Tanner Cook and Justin Anderson.

The Heels return to action next Saturday with the first of six successive home games. UNC will host the Furman Paladins at Kenan Stadium at 12 noon next Saturday. The game will be nationally webcast on ACC Network Extra. The match will feature a coaching matchup of two Tar Heels' alumni –Richie Meade, Class of 1976, for the Paladins and Joe Breschi, Class of 1990, for the Tar Heels.

TIMMY KELLY NAMED SENIOR CLASS

AWARD CANDIDATE: Thirty of the top NCAA® men's lacrosse student-athletes who excel both on and off the field were selected as candidates today for the 2019 Senior CLASS Award® in collegiate lacrosse.

Among the 30 candidates for the award is

Freshman midfielder Henry Schertzinger plays on the team with his twin brother Harrison Schertzinger.



University of North Carolina senior midfielder Timmy Kelly. The Lutherville, Md., native is a team co-captain for the 2019 Tar Heel men's lacrosse team.

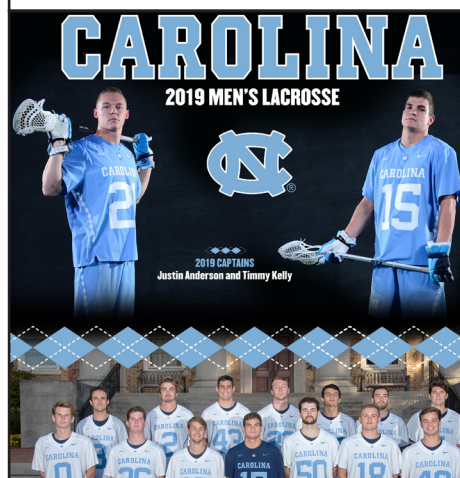
To be eligible for the award, a student-athlete must be classified as an NCAA Division I senior and have notable achievements in four areas of excellence: community, classroom, character and competition. The complete list of candidates follows this release.

An acronym for Celebrating Loyalty and Achievement for Staying in School®, the Senior CLASS Award focuses on the total student-athlete and encourages students to use their platform in athletics to make a positive impact as leaders in their communities.

The 30 candidates will be narrowed to 10 finalists later in the season, and those 10 names will be placed on the official ballot. Ballots will be distributed through a nationwide voting system to media, coaches and fans, who will select one candidate who best exemplifies excellence in the four Cs of community, classroom, character and competition.

The Senior CLASS Award winner will be announced in conjunction with the 2019 NCAA

The 2019 University of North Carolina men's lacrosse media guide is currently available online at GoHeels.com.



Men's Lacrosse National Championship in May.

For more information on all the candidates, visit seniorCLASSaward.com.

POTENTIAL STARTING LINEUP IN 2019:

North Carolina's depth chart at the close of the 2019 season looked something like the following.

Attack — #5 Nicky Solomon (Fr.), #9 Jacob Kelly (Fr.), #12 Andy Matthews (Sr.), **Attack Reserve** — #19 Brian Cameron (Fr.), #6 Matt Guerin (Jr.), #30 Bailey Laidman (So.)

1st Midfield — #1 Alex Trippi (So.), #15 Timmy Kelly (Sr.), #21 Justin Anderson (Jr.)

2nd Midfield (Combination) — #3 William Perry (Jr.), #77 Tanner Cook (Jr.), #32 Matt Gavin (Jr.)

Other Midfielders — #24 Ara Atayan (So.), #34 Will Nicklaus (Fr.), #41 Colin Munro (So.), #44 Henry Schertzinger (Fr.), #45 Harrison Schertzinger (Fr.), #2 Jesse Cuccia (Sr.), #8 Jordan Prysko (Sr.)

Short Stick Defensive Midfielders — #23 Parker Alexander (So.), #31 Connor Maher (Fr.), #40 Cole Haverly (Sr.), #44 Henry Schertzinger (Fr.), #45 Harrison Schertzinger (Fr.), #46 Alex Helms (So.), #55 Cole Brown (Fr.)

Long Stick Defensive Midfielders — #4 Jack Halpert (Sr.), #28 Cam Macri (Jr.), #88 Evan Egan (Fr.)

Face-Offs — #35 Zachary Tucci (Fr.), #17 Ryan O'Connell (So.), #25 Charles Kelly (Sr.),

Close Defense Starters — #0 Jake Peden (Sr.), #22 Jack Rowlett (Sr.), #43 Michael Nathan (Sr.)

Close Defense Reserves — #29 Patrick Lyons (So.), #36 Paddy Sheehan (Sr.), #50 Kevin Walker (Jr.), #99 Tyler Seminetta (Jr.)

Goalkeeper — #25 Caton Johnson (Fr.)

Backup Goalkeeper — #42 Jack Pezzulla (Jr.), #48 Alex Bassil (Sr.)

UNC HEAD COACH JOE BRESCHI: Joe Breschi, UNC Class of 1990, leads the Tar Heels in his 12th season at Carolina when the Tar Heels return to action in spring 2020. Breschi is 117-62 in his 11 years at Carolina, a winning percentage of 65.3 percent. He also coached 11 years at Ohio State and is 208-125 overall in 22 seasons as a collegiate head coach. His overall winning percentage at Ohio State and UNC combined is 62.4 percent. On April 9, 2017, UNC head coach Joe Breschi won his 100th game at Carolina. His 100th win as the Tar Heel head mentor came in Carolina's 15-12 victory against Virginia at Klockner Stadium in Charlottesville, Va.

His 200th overall coaching victory came in a 9-8 victory over St. John's on March 3, 2018 in Kenan Stadium.

Breschi Coaching Facts:

- 117-62 in 11 seasons at UNC (65.3)
- 209-125 in 22 seasons overall (62.4)
- 26-25 in one-goal games at UNC
- 7-7 in overtime games at UNC
- 60-53 versus ranked teams at UNC; 57-9 versus unranked teams at UNC
- 91-28 versus non-conference teams at UNC
- 72-22 in home games at UNC

UNC VERSUS RANKED OPPONENTS UNDER COACH BRESCHI: North Carolina has played nationally-ranked (based on the USILA

coaches poll) opponents 113 times in Joe Breschi's 11-year coaching tenure. UNC is 60-53 in those games, a winning percentage of 53.1 percent. Conversely, and as would be expected, the Tar Heels are 57-9 against unranked opponents in Breschi's 11 seasons for an outstanding winning percentage of 86.4 percent. Breschi is 117-62 overall at Carolina in his 11 seasons as head coach. During Breschi's tenure, UNC's only losses to unranked teams came at Ohio State in 2011, at home to Lehigh in 2012, at Pennsylvania in 2012, at home to Hofstra in 2016, at Massachusetts in 2016, at home against Hofstra in 2017, at Hofstra and at Richmond in 2018 and at home against Johns Hopkins in 2019.

TAR HEELS IN OVERTIME UNDER

BRESCHI: Carolina's 13-12 loss against Syracuse on April 14, 2018 marked the 14th time the Tar Heels have played an overtime match in Coach Joe Breschi's 11 seasons as head coach. UNC is 7-7 in those 14 overtime contests. Carolina has won four of the last six games that have gone to extra time dating to a 17-16 win at Duke on April 1, 2016.

CAROLINA'S IMPROVEMENT IN ONE- GOAL DECISIONS:

Prior to Joe Breschi taking over as head coach in 2009, UNC went just 1-7 in games decided by one goal from midway through the 2004 season through the end of the 2008 campaign.

Carolina has improved tremendously in one-goal games since Breschi arrived for the 2009 season. UNC is 26-25 in games decided by one goal over the past 11 years with Breschi at the helm, a winning percentage of 51.0 percent.

OPENING THE NEW STADIUM MARCH

2: At the conclusion of the 2017 lacrosse season, historic Fetzer Field was razed. Construction on a new UNC Lacrosse & Soccer Stadium, which now houses the men's and women's soccer and men's and women's lacrosse programs at Carolina, began in May 2017. The new facility opened on March 2, 2019 when the UNC men's and women's teams hosted a doubleheader at UNC Lacrosse Stadium.

In the interim, North Carolina played all eight of its home games in 2018 in Kenan Stadium, the Tar Heels' historic football stadium which opened 92 years ago in 1927.

Carolina played its first three home games in Kenan Stadium in 2019 prior to the new facility being ready.

The original Fetzer Field was built in 1935 and had served as the home of the Tar Heel men's lacrosse program since 1949, its first varsity campaign. The original Fetzer Field was built as a Works Progress Administration program during the Great Depression.

The original Fetzer Field housed the following sports:

- Track and Field - 1935-2017
- Men's Soccer - 1947-2016
- Men's Lacrosse - 1949-2017
- Women's Soccer - 1979-2016
- Women's Lacrosse - 1996-2017

TAR HEELS AT KENAN STADIUM: Because of field improvements in 2017 at Kenan Stadium, 2017 marked the first year since

2015 that the Tar Heels did not play a game at Kenan Stadium, the home of the football Tar Heels. UNC was back in Kenan Stadium in 2019 for three home games as the new UNC Lacrosse & Soccer Stadium was being completed on campus before opening on March 2. North Carolina had a 6-0 mark in games played at Kenan Stadium from 2013-16 after beating Notre Dame 17-15 there on April 23, 2016.

UNC's last loss in the Tar Heel football stadium came on February 23, 2019 when Johns Hopkins defeated the Tar Heels 11-10. It marked just the third loss for Carolina at Kenan Stadium since April 26, 2009 when the Tar Heels lost to Duke 15-13 at Kenan Stadium in the ACC Tournament championship game.

The Tar Heels defeated Virginia twice (2013 ACC Tournament championship game & 2016 regular season game) and Duke once (2013 ACC Tournament semifinals), Johns Hopkins once (2013 regular season), Maryland once (2014 regular season), Notre Dame twice (2016 regular season, 2018 regular season), Lafayette once (2018 regular season), Furman twice (2018 regular season, 2019 regular season), Lehigh once (2018 regular season), Mercer once (2018 regular season), St. John's once (2018 regular season) and Harvard once (2019 regular season) in the 14 games at Kenan Stadium played between March 30, 2013 and February 16, 2019.

Since his arrival as UNC head coach for the 2009 season, Coach Joe Breschi's teams are 15-5 in games played in Kenan Stadium, winning 75.0 percent of their games there. UNC hosted the ACC Tournament in Kenan Stadium in both 2009 and 2013 during Breschi's tenure. Carolina will again host first-round and semifinal games in the ACC Tournament in 2019.

UNC has won 15 of its past 19 games played at Kenan Stadium dating to the 2009 ACC Tournament semifinals against Maryland on April 24, 2009, losing only to Duke in the 2009 ACC Tournament finals, to Denver on March 5, 2018, to Virginia on April 7, 2018 and to Johns Hopkins on February 23, 2019.

ROWLETT NAMED PRESEASON ALL-

ACC & ALL-AMERICA: Senior defenseman Jack Rowlett of Burke, Va. was recently named to the preseason All-ACC Team announced by the Atlantic Coast Conference and based on a vote of the ACC's five head coaches.

Rowlett was named in December to the third-team preseason All-America Team named by Face-Off Yearbook.

PERRY LED NATION IN MAN UP GOALS

IN 2018: UNC midfielder William Perry tied for the national lead in man up goals in 2018. He scored 11 man up goals in 2018, tying with Albany's Jakob Patterson for the national lead.

Perry was Carolina's most productive midfield scorer in 2018 with 22 goals and nine assists for 31 points.

Perry's 11 man up goals in 2018 broke the previous school record of 10 man up goals scored by Sean DeLaney in 2010.

Perry scored goals in 13 straight games for the Tar Heels over the past two seasons before that streak came to an end in Carolina's game at Maryland on March 23.

Perry has 62 career goals and is tied for 41st place in Tar Heel history in goals scored. He is in 59th place in career points at Carolina

with 81.

LONG ANDY MATTHEWS ASSIST

STREAK: Senior attackman Andy Matthews recorded at least one assist in 16 successive games before that streak was ended on March 10, 2018 against Hofstra. Matthews had begun his assist streak against Dartmouth on March 18, 2017 and it extended for 16 games through the contest against Denver on March 5, 2018. His 16-game assist streak equaled the fifth longest streak in UNC lacrosse history. Players with assist streaks longer than Matthews included Bruce Ledwith (1972-73) at 22 games, Michael Burnett (1980-82) at 21 games, Dennis Goldstein (1990-91) at 18 games and Joey Sankey (2015) at 17 games while Brendan Carey (1996) also had a 16 game assist streak.

Matthews also recorded points in 19 straight games beginning on March 4, 2017 and extending through the game on March 5, 2018.

With points in 19 straight games, Matthews recorded a streak that matched the 22nd longest streak in UNC history.

Matthews finished in 39th place in career points at Carolina with a total of 106. He finished in 12th place in career assists in Tar Heel history with 72.

TIMMY KELLY ON CAREER CHARTS:

Senior midfielder Timmy Kelly of Lutherville, Md. finished his career tied for 40th place in career points at Carolina with 105 points and he finished his career in 36th place in career goals with 69. Timmy Kelly earned his 100th career points on a goal in the first quarter against Notre Dame on April 20.

Kelly had recorded goals in seven straight games before having that streak ended in the Harvard game.

Kelly ended his career having recorded at least one point in 20 successive games going back to March 24, 2018 and extending to April 27, 2019. His four goals in the game at Maryland on March 23 matched his career high originally set against Johns Hopkins on February 23, 2018.

In the 2019 regular season game against Notre Dame he had four points. That matched his career high. Kelly has had four points in a game nine times in his career.

JACK ROWLETT ON CAREER CHARTS:

Senior Jack Rowlett finished his career in fifth place in career caused turnovers at Carolina with 59.

He had 140 career ground balls which is the 55th most in UNC history.

CAROLINA SQUAD CHOOSES TWO CAPTAINS FOR 2019 TEAM:

The University of North Carolina men's lacrosse program, under the leadership of Tar Heel head coach Joe Breschi, elected a pair of players to serve as team captains for the 2019 season. The 2019 Tar Heel team captains include:

- Senior midfielder Timmy Kelly from Lutherville, Md.
- Junior midfielder Justin Anderson from Las Vegas, Nev.

TAR HEELS ON TV IN 2019: Carolina had three of its 14 regular season games televised on ESPNU in 2019. Eight Tar Heel games

were televised on ACC Network Extra. The games on ACC Network Extra featured live streaming on WatchESPN and the ESP-NApp.

The only non-televised games this year came against Mercer and versus Cleveland State.

The 2019 ESPNU schedule was as follows:

- Saturday, March 23, 4 p.m., North Carolina at Maryland
- Saturday, March 30, 2 p.m., Duke at North Carolina
- Saturday, April 20, 12 p.m., North Carolina at Notre Dame
- Saturday, April 27, 2 p.m., Virginia

The 2018 ACC Network Extra schedule is as follows:

- Saturday, February 9, 12 p.m., Furman at North Carolina
- Saturday, February 16, 12 p.m., Harvard at North Carolina
- Saturday, February 23, 12 p.m., Johns Hopkins at North Carolina
- Saturday, March 2, 11 a.m., Denver at North Carolina
- Friday, March 8, 7 p.m. Marist at North Carolina
- Tuesday, March 12, 4 p.m., Bucknell at North Carolina
- Saturday, April 13, 3 p.m., Syracuse at North Carolina
- Thursday, April 25, 6 p.m., Syracuse at North Carolina

TAR HEELS IN THE POLLS: After finishing the 2018 season unranked in both the coaches and the media polls, North Carolina began the 2019 season preseason ranked #15 in the U.S. Intercollegiate Lacrosse Association media poll and ranked in a tie for #13 in the Inside Lacrosse media poll.

Carolina finished the 2019 season ranked in both national polls. UNC was 19th in the Inside Lacrosse media poll and 20th in the U.S.I.L.A. coaches poll.

TAR HEELS NAMED TO ACC ACADEMIC HONOR ROLL IN 2017-18:

For the third year in a row and the fifth time in the past six years, a record number of Tar Heel have earned spots on the Atlantic Coast Conference Academic Honor Roll. North Carolina placed 391 student-athletes, an all-time high, on the ACC's 62nd-annual honor roll, announced last summer.

It's the sixth year in a row that more than 300 Tar Heel student-athletes have earned the recognition.

Twenty-nine Tar Heel men's lacrosse players were named to the ACC Academic Honor Roll in 2017-18. That was one more than the 28 who made the ACC Academic Honor Roll in 2016-17.

The ACC Honor Roll is comprised of student-athletes who participated in a varsity-level sport and registered a grade point average of 3.0 or better for the full academic year. The conference recognized a record 4,650 student-athletes for their hard work in the classroom.

UNC's record total marked an improvement of six over last year, when the Tar Heels had an all-time high of 385 students honored. Carolina had 356 in 2015-16 and 339 recog-

nized in 2014-15, following a then-record 347 in 2013-14. UNC's total in 2012-13, 329, was also a record at the time.

The number of UNC students honored for 2017-18 is roughly half of Carolina's total number of student-athletes and is an improvement of more than 100 student-athletes over the past decade.

Two students, both of whom graduated in May, earned the honor for the fifth time. Emily Godwin competed in track and field and Ryan Macri played for the men's lacrosse team. Both majored in business administration.

UNC student-athletes honored for the fourth time included Bug Carper (men's lacrosse), Riley Graham (men's lacrosse), Jordan Prysko (men's lacrosse)

UNC's ACC Academic Honor Roll totals over the past decade:

391 in 2017-18
385 in 2016-17
356 in 2015-16
339 in 2014-15
347 in 2013-14
329 in 2012-13
290 in 2011-12
247 in 2010-11
262 in 2009-10
274 in 2008-09
286 in 2007-08

The men's lacrosse team placed the following players on the 2017-18 ACC Academic Honor Roll — Justin Anderson, Ara Atayan, Alex Basil, Bug Carper, Matt Cunningham, Riley Graham, Jack Halpert, Cole Haverly, Alex Helms, Timmy Kelly, Joe Kenna, Jack Kozmetsky, Patrick Lyons, Cam Macri, Ryan Macri, Kyle Mathie, William McBride, Patrick McCormick, Matt McLaughlin, Nate Miller, Colin Munro, Michael Nathan, Jack Pezzulla, Jordan Prysko, Patrick Sasser, Steven Schneider, Tyler Semietta, Alex Trippi and Kevin Walker.

CAROLINA'S STELLAR MARK IN NON-CONFERENCE GAMES:

UNC's record in non-conference games continues to be one of the best in the nation over the past 14 seasons, dating back to late in the 2006 season. The Tar Heels have won 112 of their last 144 games against non-conference teams dating back to April 15, 2006 when the Tar Heels beat Fairfield 18-9 at Kenan Stadium. In Joe Breschi's 11 seasons as head coach, the Tar Heels are a brilliant 91-28 against non-conference teams, a winning percentage of 76.4 percent. The only non-conference losses were to Notre Dame in 2009, to Ohio State and Johns Hopkins in 2011, to Lehigh, Pennsylvania and Denver in 2012, to Massachusetts, Notre Dame and Denver in 2013, to Denver in 2014, to Maryland twice in 2015, to Hofstra, Denver, Massachusetts and Maryland in 2016 and to Johns Hopkins, Hofstra, Richmond, Maryland and Albany in 2017, to Denver, Hofstra, Richmond and Maryland in 2018 and to Johns Hopkins, Denver and Maryland in 2019.

NEAR DOMINANCE AT HOME UNDER

BRESCHI: UNC is 72-22 in home games in Coach Joe Breschi's 11 years at the helm of the Tar Heels. That's a winning percentage of 76.5 percent. UNC's only home losses during Breschi's 11-year tenure include regular-season and ACC Tournament games to Duke in 2009, a regular-season loss to Duke in

2011, an NCAA Tournament loss to Maryland in 2011, regular-season losses to Lehigh and Virginia and an NCAA Tournament loss to Denver in 2012, a regular-season loss to Duke in 2013, a regular-season loss to Notre Dame in 2014, regular-season losses to Hofstra and Denver in 2016, regular-season losses to Johns Hopkins, Hofstra, Richmond, Maryland, Duke and Syracuse in 2017, regular season losses to Denver and Virginia in 2018 and losses to Johns Hopkins, Denver, Syracuse and Virginia in 2019. The Tar Heels had won 17 successive home games under Breschi's tutelage from 2014-16 before being upset at home by Hofstra on February 20, 2016. That 17-game home winning streak had begun against Bucknell with a 20-4 win on March 11, 2014.

CAROLINA IN HOME GAMES: North Carolina has an all-time record of 297-135-2 in home games. That included a perfect 11-0 record in 2015. In Joe Breschi's 11-year tenure as head coach, he has twice led Carolina to unbeaten records at home – 7-0 in 2010 and 11-0 in 2015. Since 1949, UNC has had eight undefeated home seasons, two under the tutelage of Breschi. UNC has a 68.6 percent winning percentage all-time in history in home games.

THE ALL-TIME RECORD: North Carolina has an all-time record of 502-310-2 in the sport of men's lacrosse. That is a winning percentage of .618.

Carolina won its 500th game in school history on March 17, 2019 when it defeated Cleveland State 15-9 in Sparks, Md.

Carolina played the 800th game in Tar Heel men's lacrosse history on February 2, 2019, defeating Mercer 20-9 in Roswell, Ga.

CAROLINA'S DOUBLE DIGIT SCORING GAMES: In Coach Joe Breschi's 11 years as head lacrosse coach at UNC, Carolina's success has in large part been tied to hitting the 10-goal plateau in a game. In fact, UNC's 14-13 loss to Virginia on April 27, 2019, marked only the 26th time in Breschi's coaching tenure that the Tar Heels have lost when they have reached the 10-goal plateau.

UNC has scored at least 10 goals in a game in 134 of 179 games under Coach Breschi's direction dating back to the opening game of the 2009 season. That's 74.9 percent of the time. Carolina is 108-26 in those 134 games, a winning clip of .805. As would be expected, in the 45 games under Coach Breschi's tutelage in which the Tar Heels have not reached the 10-goal mark, UNC has not fared nearly as well as when it scores in double figures. In fact, the Tar Heels' record in those 45 games is just 9-36, a winning percentage of .205.

Carolina's last win in which it was held to single digits in goals came against St. John's 9-8 at Kenan Stadium on March 3, 2018. That marked the first game the Tar Heels had won in which both teams scored in single digits since downing Furman in a 7-3 decision on February 11, 2017 at Greenville, S.C. The 10 goals in the UNC-Furman game on February 11, 2017 were the fewest combined goals in a Tar Heel game since February 13, 2010 when UNC beat Bryant 5-4 in Chapel Hill at Navy Field. In 2017, UNC was 6-3 when

scoring in double digits and 1-5 when being held in single digits. The Tar Heels were 6-4 in games in games which they have scored in double digits in 2018 and 1-3 in which they have scored in single digits.

UNC CLAIMS ANOTHER SEASON OPENING WIN: The Tar Heels Mercer 20-9 in their 2019 season opener on February 2. UNC has won every season opener since the 1999 season, running its streak to 21 seasons in a row with the win over the Bears. Carolina's last loss in a season opener came on February 22, 1998 when the Tar Heels fell to Butler 13-12 at Fetzer Field.

CAROLINA VERSUS NUMBER ONE: During the 2017 season, North Carolina played against the team ranked #1 in the nation in the USILA coaches poll a total of three times.

North Carolina played against the #1-ranked team in the USILA coaches poll that third time when it defeated Syracuse 16-15 on Friday, April 28 in the ACC Tournament semifinals. That was also the 12th time UNC had played the nation's #1-ranked team since midway through the 2012 season.

With a 13-9 victory over top-ranked Denver on March 4, 2017, the University of North Carolina recorded a victory against a team ranked #1 in the USILA coaches' poll for the sixth straight year. UNC would go on to play Syracuse twice in the 2017 when the Orange was ranked #1, losing an overtime game in the regular season before winning against the Orange in the ACC Tournament semifinals.

Since beating Johns Hopkins 13-9 on April 1, 2012 at the Meadowlands, UNC is now 8-4 against the nation's top-ranked teams in its last 12 games against teams ranked at the top of the USILA coaches rankings.

Altogether, UNC played #1 teams thrice each in both the 2016 and 2017 campaign.

According to research by UNC Athletic Communications, UNC is now 14-21 all-time against teams ranked #1 in the USILA coaches poll after the April 28, 2017 victory against Syracuse. Carolina's first meeting against a #1 USILA ranked team came in 1974.

Carolina has had wins against #1 teams in each of the six years from 2012-17. Those wins came against Johns Hopkins 13-9 on April 1, 2012, against Maryland 10-8 on March 23, 2013, against Maryland 11-8 on March 22, 2014, against Denver 12-10 on February 27, 2015, against Notre Dame 17-15 on April 23, 2016, against Maryland 14-13 in overtime on May 30, 2016, against Denver 13-9 on March 4, 2017 and against Syracuse 16-15 on April 28, 2017.

Prior to the win against Johns Hopkins in 2012, Carolina had not beaten a #1-ranked team since April 6, 1996 when UNC beat Virginia 19-18 at Fetzer Field.

UNC VERSUS #1 TEAMS ALL-TIME IN USILA POLL (14-21)

March 13, 1974 - Maryland 16, UNC 8 (at Chapel Hill, N.C.)

May 24, 1980 - Virginia 11, UNC 10, two overtimes (at Charlottesville, Va.)

May 30, 1981 - UNC 14, Johns Hopkins 13 (at Princeton, N.J.)

May 21, 1983 - Johns Hopkins 12, UNC 9 (at Baltimore, Md.)

April 6, 1985 - UNC 11, Johns Hopkins 10

(at Chapel Hill, N.C.)

May 19, 1985 - Syracuse 14, UNC 13, overtime (at Syracuse, N.Y.)

May 24, 1986 - UNC 10, Johns Hopkins 9, overtime (at Newark, Del.)

April 8, 1989 - Johns Hopkins 16, UNC 10 (at Chapel Hill, N.C.)

May 26, 1990 - Syracuse 21, UNC 10 (at Piscataway, N.J.)

March 9, 1991 - UNC 10, Syracuse 3 (at Chapel Hill, N.C.)

March 6, 1993 - UNC 14, Syracuse 10 (at Chapel Hill, N.C.)

March 3, 1994 - Syracuse 17, UNC 10 (at Syracuse, N.Y.)

April 6, 1996 - UNC 19, Virginia 18 (at Chapel Hill, N.C.)

March 12, 1997 - Princeton 10, UNC 9 (at Chapel Hill, N.C.)

May 8, 1999 - Loyola 10, UNC 7 (at Chapel Hill, N.C.)

April 19, 2002 - Virginia 10, UNC 3 (at Durham, N.C.)

March 29, 2003 - Johns Hopkins 11, UNC 10 (at Chapel Hill, N.C.)

May 22, 2004 - Johns Hopkins 15, UNC 9 (at Charlottesville, Va.)

April 2, 2005 - Johns Hopkins 7, UNC 5 (at Chapel Hill, N.C.)

April 8, 2006 - Virginia 21, UNC 13 (at Chapel Hill, N.C.)

March 15, 2008 - Duke 19, UNC 9 (at Durham, N.C.)

April 6 2009 - Virginia 11, UNC 10 (at East Rutherford, N.J.)

April 10, 2010 - Virginia 7, UNC 5 (at East Rutherford, N.J.)

April 1, 2012 - UNC 13, Johns Hopkins 9 (at East Rutherford, N.J.)

April 7, 2012 - Virginia 15, UNC 10 (at Chapel Hill, N.C.)

March 23, 2013 - UNC 10, Maryland 8 (at College Park, Md.)

March 22, 2014 - UNC 11, Maryland 8 (at Chapel Hill, N.C.)

February 27, 2015 - UNC 12, Denver 10 (at Chapel Hill, N.C.)

April 18, 2015 - Notre Dame 15, UNC 14 (at Notre Dame, Ind.)

March 5, 2016 - Denver 13, UNC 12, Overtime (at Chapel Hill, N.C.)

April 23, 2016 - UNC 17, Notre Dame 15 (at Chapel Hill, N.C.)

May 30, 2016 - UNC 14, Maryland 13 - overtime, (at Philadelphia, Pa.)

March 4, 2017 - UNC 13, Denver 9 (at Denver, Colo.)

April 15, 2017 - Syracuse 12, UNC 11 - overtime (at Chapel Hill, N.C.)

April 28, 2017 - UNC 16, Syracuse 15 (at Durham, N.C.-ACC Tournament Semifinal)

THE FINAL GAME AT THE OLD FETZER:

Fetzer Field had served as the primary home of the University of North Carolina men's lacrosse program since the varsity program's founding in 1949. Despite exhaustive efforts at research, an exact record for games played at Fetzer is not fully known or researchable due to gaps in athletic communications records from the 1940s to 1970s. The all-time home record for UNC lacrosse since 1949 was 285-128-2 at the end of the 2017 season and now stands at 291-130-2 overall. That includes games played at Fetzer Field, Kenan Stadium, Navy

Field, Henry Stadium and Finley Field.

Fetzer Field was built as a track and field facility in 1935 as a Works Projects Administration (WPA) project during the President Franklin Delano Roosevelt Administration in the Great Depression.

Over the decades, several more sports began to compete at Fetzer Field - men's soccer in 1947, men's lacrosse in 1949, women's soccer in 1979 and women's lacrosse in 1996.

Fetzer Field was torn down in May 2017. A new soccer/lacrosse specific stadium is being built on the same spot with opening planned for August 2019 in time for the 2019 men's and women's soccer campaigns. A new track and field facility is being built on Old Mason Farm Road in Chapel Hill near the Ronald McDonald House and a new field hockey stadium is being built on Ehringhaus Field. An indoor practice facility for football and outdoor football practice fields are also a part of the overall athletics construction project and those are located on the previous site of Navy Field and Henry Stadium.

LOOKING FOR ANOTHER DOUBLE DIGIT WIN SEASON UNDER COACH BRESCHI:

Despite playing against one of the nation's toughest schedules in 2016, the Tar Heels reached a double digit win total for the eighth successive year under the tutelage of head coach Joe Breschi, who was hired in June 2008. The win over Notre Dame on May 22, 2016 gave UNC eight successive seasons with 10 or more wins.

Breschi was the first head coach in UNC history to post double digit win totals in each of his first eight years mentoring the Tar Heels. Other than Breschi, Dave Klarmann (1991-94) is the only other coach to win 10 or more games in each of his first four seasons as the Tar Heel head coach. Under Breschi's leadership, UNC went 12-6 in 2009, 13-3 in 2010, 10-6 in 2011, 11-6 in 2012, 13-4 in 2013, 10-5 in 2014, 13-4 in 2015 and 12-6 in 2016.

The 2009-16 streak marked the first time that UNC has won 10 or more games in a season in eight straight years in Tar Heel history. UNC won 10 or more games in six straight seasons from 1989-94, the first two seasons under head coach Willie Scroggs and the last four under head coach Dave Klarmann.

After going 8-8 in 2017, the Tar Heels finished 7-7 in 2018 and 8-7 in 2019.

EARLIEST START TIME IN TAR HEEL

HISTORY: North Carolina and Denver will face off at 10 a.m. Saturday, March 2, 2019 in UNC Lacrosse Stadium. That will be the earliest start time to a game in Tar Heel history.

The North Carolina versus St. John's game on March 3, 2018 faced off at 10:30 a.m. That was the previous earliest start time to a game in UNC men's lacrosse history dating back to the 1949 season.

The previous earliest starting time to a game came on March 10, 2012 when UNC defeated Princeton 9-8 at M&T Bank Stadium in Baltimore, Md. That game started at 11 a.m.

Almost exactly six years apart, both of those historically early games ended up in 9-8 Tar Heel victories in regulation time.

EARLIEST GAME DATE WISE IN CARO-

LINA HISTORY: When North Carolina played

Mercer on February 2, 2019 in Atlanta it marked the earliest date on which the Tar Heels have ever played a game in their history dating back to 1949.

The previous earliest date came against Lafayette in Kenan Stadium on February 3, 2018 and prior to that the previous earliest game ever played was on February 4, 2017 when UNC defeated UMBC 17-6 in Raleigh, N.C. at Cardinal Gibbons High School.

OUTSTANDING FRESHMAN BOWEN

TO MISS 2019 SEASON: Will Bowen, the nation's #1-ranked national defensive recruit in the men's lacrosse high school Class of 2018, will redshirt his freshman campaign at the University of North Carolina in 2019.

UNC head coach Joe Breschi made the announcement on Friday after consulting with Bowen and his parents. Bowen suffered a lower body injury in practice the week of January 13 that will require him to miss the entirety of the 2019 campaign. He plans to red-shirt and will retain four years of eligibility at Carolina.

Bowen is a native of Cohasset, Mass., and attended Boston College High School before enrolling at Carolina last August.

SEARS NAMED TEWAARATON LEG-

END: The Tewaaraton Foundation is pleased to announce the 2019 Tewaaraton Spirit and Legends honorees. The 13th Spirit of Tewaaraton recipient is Feffie Barnhill, and the 2019 Tewaaraton Legends are former University of Delaware star Karen Emas Borbee and former University of North Carolina star Tom Sears.

The Spirit of Tewaaraton is presented to an individual who has contributed to the sport of lacrosse in a way that reflects the spirit of the values and mission of the Tewaaraton Award. The Tewaaraton Legends Award annually honors recipients who played college lacrosse prior to 2001, the first year in which the Tewaaraton Award was presented.

Sears goes down as one of lacrosse's all-time top goalies. He was a two-time NCAA champion for North Carolina while twice earning the USILA's C. Markland Kelly Award as Goalie of the Year and winning the Enners Award as Player of the Year in 1982. A three-time NCAA All-America, Sears added to his stellar college career by earning all-world honors and winning a gold medal for Team USA in 1982.

"Tom Sears was a truly outstanding goalkeeper, proficient both in the cage as well as out in the open field," said Don Zimmerman, a UNC assistant coach before moving on to head coaching jobs with Johns Hopkins and UMBC. "The backbone of two national championship defenses, 'Searsy' was the inspirational leader of those talented Tar Heel squads. I am so pleased for Tom and his family for this well-deserved honor and recognition."

Tewaaraton Legend recipients are chosen on the basis that their collegiate performance would have earned them a Tewaaraton Trophy, had the award existed when they played. The previous Legends Award winners are Syracuse's Jim Brown (2011), Cornell's Eamon McEneaney (2012), Johns Hopkins' Joe Cowan (2013), Navy's

Jimmy Lewis (2014), Syracuse's Brad Kotz (2015), Maryland's Frank Urso (2016), Penn State's Candace Finn Rocha (2016), Army's Peter Cramblet (2017), Virginia's Cherie Greer (2017), Johns Hopkins' Larry Quinn (2018) and Temple's Mandee Moore O'Leary (2018).

Past Spirit of Tewaaraton recipients include Dick Edell, Diane Geppi-Aikens, Sid Jamieson, A.B. "Buzzy" Krongard, Roy Simmons Jr., Richie Moran, Bob Scott, Brendan Looney, Oren Lyons, Tina Sloan Green, George Boiardi and Welles Crowther.

All three recipients will receive their awards at the Tewaaraton Award Ceremony May 30th, 2019, in Washington, D.C.

The Tewaaraton Foundation will unveil the 2019 Tewaaraton Award Watch List live at a special fundraising reception in New York City on February 28th.

BRESCHI SIGNS LONG TERM CONTRACT

TO COACH AT UNC: 2016 NCAA champion men's lacrosse coach Joe Breschi has signed a five-year contract with the University of North Carolina, Director of Athletics Bubba Cunningham announced today.

UNC has signed or is announcing:

- contracts and/or contract extensions with a 11 head coaches, including Breschi's contract, which runs through 2023;
- personal service contracts for head coaches with Nike;
- a 10-year extension with Nike;
- and a 12-year extension with Learfield Communications.

All of the contracts, and a licensing agreement and labor standards agreements with Nike, are available on GoHeels.com.

"I'm extremely grateful to athletic director Bubba Cunningham and the Board of Trustees for allowing me to continue my coaching career at the University of North Carolina," said Breschi. "It's an honor and a privilege to teach and mentor our young men at my alma mater and I take great pride in representing all those who came before us. My wife Julie and my four beautiful daughters love the Chapel Hill community and we are thrilled to be here for many years to come."

Breschi has been a head coach at the NCAA Division I for 21 seasons, including 11 at Ohio State and 10 at North Carolina, compiling a 201-118 career record heading into the 2019 season, which will be his 11th in Chapel Hill. Breschi is a 1990 alumnus of Carolina.

Breschi was the USILA coach of the year 2016 when led Tar Heels to 2016 NCAA title and he was tapped as the ACC coach of the year in 2010 and 2013. Since coming to Carolina he has led the Tar Heels to the NCAA quarterfinals in 2009, 2010, 2013 and 2015 and NCAA bids in 2011, 2012, 2014 and 2017 and mentored UNC to a share of the 2010, 2013 & 2016 ACC regular-season titles, the former being Carolina's first title since 2003. He coached the Tar Heels to their first ACC Tournament win in 13 years in 2009 and to another finals berth in 2012 and led UNC to 2013 ACC Tournament championship, Carolina's first since 1996. Tar Heels also won league tournament in 2017.

In addition to signing a contract with Breschi, Cunningham is announcing contract extensions for Anson Dorrance (women's soccer), Roy Williams (men's basketball), Mike Fox (base-

ball), Jenny Levy (women's lacrosse), Brian Kalbas (women's tennis), Sam Paul (men's tennis) and Carlos Somoano (men's soccer), who each re-signed through 2023; and Coleman Scott (wrestling) re-signed through 2021. Also, Donna Papa (softball) and Joe Sagula (volleyball) signed multi-year contracts for the first time; each signed five-year contracts through 2023.

The 11 coaches who signed new contracts or extensions, which were also approved by the Board of Trustees, have a combined 239 years of experience as head coaches at Carolina.

"It's a pretty remarkable day when you can announce contracts and extensions for 11 head coaches, particularly when you have as accomplished a group as we are fortunate to work with here at Carolina," says Cunningham. "These 11 coaches include eight who have won 32 national championships, and are dedicated to winning in the classroom and our community."

"We're also pleased to highlight today the financial impact our partnerships with Nike and Learfield have on our ability to provide opportunities for nearly 800 student-athletes and the positive impact those relationships have on our campus as a whole."

Carolina's 10-year contract calls for Nike to remain the Tar Heels' exclusive supplier of athletic footwear and apparel through June 2028. It is the third extension of a partnership that began in 1993.

As part of the contract, a minimum of \$600,000 per year — at least \$6 million over the life of the contract — is guaranteed for licensing, which the University directs for need- and merit-based scholarships. That's more than doubling the licensing guarantee of the previous contract with Nike. In addition, the University will receive \$200,000 per year in retail product for non-athletic department use, and Nike will hire four student interns each year.

"We're pleased to continue this long-standing partnership with Nike, which goes well beyond the direct benefits it provides to nearly 800 student-athletes each year," says Chancellor Carol L. Folt. "This extension makes even more funds and opportunities available to benefit our students in areas ranging from scholarships to internships and helps Carolina students across our campus."

In an accompanying "Agreement Regarding Labor Standards and Corporate Social Responsibility," the University and Nike also have again affirmed their commitment to fair labor practices.

Nike also has increased the amount of product — primarily uniforms, shoes and practice gear — it provides to Carolina Athletics. Additional funds will be used to support women's sports initiatives, contracts and travel for international competition. All told, the value of the Nike contract exceeds \$10 million per year.

"This contract isn't just about supplying uniforms and equipment, but also about supporting student scholarships, internships and opportunities for the University of North Carolina," says Cunningham. "We are proud to extend our relationship with Nike and pleased that this agreement will help so many students."

Carolina also extended its multi-media rights partnership with Learfield through June 2029. The Jefferson City, Mo.-based company has managed UNC's radio broadcasts, coaches' shows, digital media productions and venue signage since 1999. The 12-year contract has an average guaranteed value of \$12.6 million per year.

"Our partnership with Learfield is an important part of our organizational culture, and we are excited about the continued ideas and opportunities this agreement will bring to our department and to the University," says Cunningham.

The contract includes additional Learfield resource investments in student-athlete development, career placement programs, and digital content development and market integration. It includes four annual paid student internships for Carolina students, a Career Tar Heel program and funding to help expand creative resources within the athletic department.

ROWLETT NAMED PRESEASON ALL-AMERICA: Inside Lacrosse's Preseason Media All-Americans are here as announced today by the internet magazine. The preseason media All-America team includes University of North Carolina senior defenseman Jack Rowlett of Burke, Va.

Rowlett has been named to the third-team preseason All-America unit as the long-stick defensive midfielders.

Rowlett has played 47 games in his Tar Heel career, leading UNC to the 2016 NCAA championship and the 2017 ACC championship. His career statistics include 10 goals, two assists, 12 points, 97 ground balls and 36 caused turnovers.

CLOUTIER NAMED MLL ROOKIE OF THE YEAR: Former University of North Carolina men's lacrosse standout Chris Cloutier has been named the Major League Lacrosse Cascade Rookie of the Year for the 2018 season. Cloutier received the award on August 17 at the annual awards ceremony in Charleston, S.C.

Chris Cloutier was a handful the minute he stepped on the field for the Denver Outlaws, who last Saturday defeated Dallas 16-12 to win the 2018 MLL championship.

Fresh off the Chapel Hill campus, the former UNC national champion (2016) reminded the Tar Heel faithful not to forget him with six goals and two assists in his MLL debut against Charlotte on May 19.

Cloutier scored 26 goals and added 14 assists in six games before going down with a knee injury. The Outlaws record was 5-0 in his first five games and they were up 10-5 prior against Dallas prior to his injury in the third quarter of his sixth game before losing 13-12. Despite playing in only six of 15 Outlaws games this year he was the team's third-leading scorer with 40 points.

THREE TAR HEELS NAMED 2018 ALL-ACC ACADEMIC: Three Tar Heels have been named to the 2018 Atlantic Coast Conference Academic Men's Lacrosse Team, announced Tuesday by the league. Justin Anderson, Timmy Kelly and Ryan Macri were selected for the 33-member team, which

honors outstanding academic and athletic performance.

Anderson, a rising junior from Las Vegas, is majoring in exercise and sport science. He started 11 games and scored 10 goals with nine assists in 2018.

Kelly, a rising senior from Lutherville, Md., is majoring in political science. In 2018, he started 11 games and appeared in 13, scoring 21 goals and adding 7 assists.

Macri, who is from Hamilton, Mass., graduated in May after majoring in business administration. A team captain in his final season at UNC, he started all 14 games for the Tar Heels.

All five of the league's men's lacrosse programs are represented on the All-ACC Academic Team, which includes 11 student-athletes that earned USILA All-America honors in 2018. Three members of the ACC All-Academic Team were named USILA Scholar All-Americans.

Minimum academic requirements for selection to the All-ACC Academic Team are a 3.0 grade point average for the previous semester and a 3.0 cumulative average during one's academic career. Athletic achievements during the most recent season are also considered in selecting the All-ACC Academic Team.

2019 NORTH CAROLINA MEN'S LACROSSE ROSTER

No	Name	Position	Ht.	Wt.	Class	Hometown (Secondary School)
0	Jake Peden	D	6-2	195	Sr.	Downingtown, Pa. (Downingtown East)
1	Alex Trippi	A	5-8	179	So.	Great Falls, Va. (Bullis School)
2	Jesse Cuccia	MF	6-2	205	Sr.	Thousand Oaks, Calif. (Westlake)
3	William Perry	MF	6-0	180	Jr.	Greenwich, Conn. (Greenwich)
4	Jack Halpert	D	6-0	195	Sr.	Baltimore, Md. (Gilman School)
5	Nicky Solomon	A	5-10	185	Fr.	Alpharetta, Ga. (Centennial)
6	Mike Guerin	A	5-9	183	Jr.	East Longmeadow, Mass. (Westminster)
7	Zach Kissick	MF	5-8	155	Jr.	Colleyville, Texas (Dallas Jesuit)
8	Jordan Prysko	MF	5-10	180	RS Sr.	Calgary, Alberta (Central Memorial)
9	Jacob Kelly	A	5-9	160	Fr.	Towson, Md. (Calvert Hall)
11	Luke Millican	GK	6-1	170	So.	Southlake, Texas (Dallas Jesuit)
12	Andy Matthews	A	5-10	165	Sr.	Baltimore, Md. (Gilman School)
15	Timmy Kelly	A	6-0	195	Sr.	Lutherville, Md. (Calvert Hall)
16	Sean Morris	MF	6-2	200	So.	Stamford, Conn. (The Brunswick School)
17	Ryan O'Connell	MF	6-0	195	So.	New Canaan, Conn. (New Canaan)
19	Brian Cameron	A	6-3	205	Fr.	Bedford, N.H. (Bishop Guertin)
20	Will Bowen	D	6-3	210	Fr.	Cohasset, Mass. (Boston College High School)
21	Justin Anderson	MF	6-0	190	Jr.	Las Vegas, Nev. (Centennial)
22	Jack Rowlett	D	6-1	195	Sr.	Burke, Va. (Robinson Secondary)
23	Parker Alexander	MF	6-0	170	So.	Dallas, Texas (Highland Park)
24	Ara Atayan	MF	5-8	185	So.	Bronxville, N.Y. (Bronxville)
25	Caton Johnson	GK	5-11	175	Fr.	Lancaster, Pa. (Manheim Township)
26	Charles Kelly	MF	5-9	185	Sr.	Allentown, Pa. (Malvern Prep)
28	Cam Macri	D	5-6	180	Jr.	Hamilton, Mass. (The Governor's Academy)
29	Patrick Lyons	D	6-4	205	Jr.	Wilmington, Del. (Salesianum School)
30	Bailey Laidman	A	5-9	185	So.	Dover, Mass. (Dover-Sherborn)
31	Connor Maher	MF	6-0	170	Fr.	Timonium, Md. (Calvert Hall)
32	Matt Gavin	MF	6-0	180	Jr.	Manhasset, N.Y. (Manhasset)
33	Kyle Kolwich	D	6-6	220	So.	Oakville, Ontario (Holy Trinity)
34	Will Nicklaus	MF	6-2	210	Fr.	North Palm Beach, Fla. (The Benjamin School)
35	Zachary Tucci	MF	6-0	178	Fr.	Bedford, N.H. (Avon Old Farms)
36	Paddy Sheehan	D	6-1	200	Sr.	Charlotte, N.C. (The Lawrenceville School)
37	Chris Nicholas	MF	6-3	176	Fr.	Rockville Centre, N.Y. (Chaminade)
39	Nate Miller	MF	5-11	185	So.	Centennial, Colo. (Cherry Creek)
40	Cole Haverty	MF	6-1	200	Sr.	Atlanta, Ga. (The Westminster Schools)
41	Colin Munro	MF	5-10	165	So.	Highlands Ranch, Colo. (Mountain Vista)
42	Jack Pezzulla	GK	5-9	165	Jr.	Baltimore, Md. (Boys' Latin School)
43	Michael Nathan	D	6-3	220	Sr.	Naples, Fla. (Barron Collier)
44	Henry Schertzinger	MF	6-0	200	Fr.	Loveland, Ohio (Summit Country Day)
45	Harrison Schertzinger	MF	6-0	195	Fr.	Loveland, Ohio (Summit Country Day)
46	Alex Helms	MF	6-1	170	So.	Matthews, N.C. (Weddington)
47	Kevin Gill	MF	5-11	180	So.	Chatham, N.J. (Morristown-Beard)
48	Alex Bassil	GK	5-10	185	Sr.	Durham, N.C. (Durham Academy)
49	Matt McLaughlin	MF	5-8	150	So.	Harrison, N.Y. (Harrison)
50	Kevin Walker	D	6-4	210	Sr.	Lutherville, Md. (Gilman School)
55	Cole Brown	MF	5-10	170	Fr.	Baltimore, Md. (Gilman School)
66	Will Robbins	D	6-4	205	Fr.	Upper Arlington, Ohio (Upper Arlington)
77	Tanner Cook	MF	6-3	205	Jr.	Courtice, Ontario (The Hill Academy)
88	Evan Egan	D	6-1	205	Fr.	San Diego, Calif. (Torrey Pines)
99	Tyler Seminetta	D	6-2	195	Jr.	Kenilworth, Ill. (New Trier)

Captains: Timmy Kelly, Justin Anderson

Coaching & Support Staff

Head Coach: Joe Breschi (North Carolina '90)

Associate Head Coach/Offensive Coordinator: David Metzbower (Delaware '86)

Assistant Coach/Defensive Coordinator: Kevin Unterstein (Hofstra '08)

Volunteer Assistant Coach: Dir. of Operations: Matt Hudson (Springfield College '12)

Lacrosse Administrative Assistant: Sara Koenig

Head Athletic Trainer: Nina Walker

Graduate Assistant Athletic Trainers: Megan Simon, Seth Clapp

Undergraduate Athletic Training Students: Kou Yang, Mackenzie Vermette

Student Managers: Peyton Whisnant, Will Kadlec, Jarrett Varsik, Kevin Kenna

Team Physicians: Kelly Waicus, Josh Berkowitz

Orthopaedic Surgeon: Jeff Spang

Team Sports Dietitian: Rachel Manor

Sports Psychologist: Bradley Hack

Table Coordinator/Official Timekeeper: Randy Cox

Academic Counselor: Mike Greene

Strength & Conditioning Coach: Erik Hernandez

Games Operations: Gabrielle Reppell

Marketing Contact: Alexis Barlow

Rams Club Liaison: Gary Burns

Faculty Athletics Representative: Kim Strom-Gottfried

Business Office: Josh Borfitz

PRONUNCIATION GUIDE

Ara Atayan	R-uh UH-tay-yen
Alex Bassil	buh-SEAL
Joe Breschi	BRESH-she
Jesse Cuccia	COO-chee-uh
Mike Guerin	GARE-inn
Kyle Kolwich	COLE-which
Cam Macri	MACK-ree
Colin Munro	Same as Monroe
Jake Peden	PEE-dunn
Jack Pezzulla	PEZ-zoo-luh
Jordan Prysko	PRISS-koh
Tyler Seminetta	SEMM-in-ETT-uh
Zachary Tucci	TOO-CHEE
Kevin Unterstein	UNT-terr-STINE

The Automated ScoreBook For Lacrosse
North Carolina Combined Team Statistics
All games (as of Apr 28, 2019)

RECORD:	OVERALL	HOME	AWAY	NEUTRAL
ALL GAMES	8-7	6-4	0-3	2-0
CONFERENCE	1-3	1-1	0-2	0-0
NON-CONFERENCE	7-4	5-3	0-1	2-0

Date	Opponent		Score	Att.	## PLAYER	GP	G	A	Pts	Sh	Gw	Up	Dn	GB	Faceoff
Feb 02	vs Mercer	w	20-9	1022	15 Timmy Kelly	15	20	16	36	67	0	4	0	17	0-0
Feb 09	FURMAN	w	14-10	334	3 William Perry	15	26	6	32	95	0	6	0	8	0-0
Feb 16	HARVARD	w	16-11	173	12 Andy Matthews	15	13	19	32	29	2	1	0	25	0-0
Feb 23	JOHNS HOPKINS	L	10-11	204	5 Nicky Solomon	15	20	10	30	58	0	0	1	16	0-0
Mar 02	#8 DENVER	L	10-12	1521	21 Justin Anderson	15	19	6	25	72	0	6	1	19	0-0
Mar 08	MARIST	w	17-5	604	77 Tanner Cook	15	15	7	22	41	1	3	0	6	0-0
Mar 12	BUCKNELL	w	12-7	415	1 Alex Trippi	15	14	5	19	44	1	0	0	6	0-0
Mar 17	vs Cleveland State	w	15-9	750	19 Brian Cameron	15	12	5	17	34	0	1	0	18	0-0
Mar 23	at #4 Maryland	L	9-16	3757	9 Jacob Kelly	15	11	6	17	53	0	0	0	14	0-0
* Mar 30	#5 DUKE	w	10-8	3734	32 Matt Gavin	11	8	3	11	25	1	0	0	4	0-0
* Apr 06	at #4 Virginia	L	10-11	3086	24 Ara Atayan	9	7	3	10	16	1	0	0	3	0-0
* Apr 13	#11 SYRACUSE	L	9-12	2547	44 Henry Schertzinger	12	4	0	4	21	1	0	0	8	0-0
* Apr 20	at #11 Notre Dame	L	10-12	1612	22 Jack Rowlett	15	4	0	4	15	0	0	0	43	0-2
Apr 25	#7 SYRACUSE	w	11-10	942	35 Zachary Tucci	15	3	1	4	9	0	0	0	55	164-328
Apr 27	#6 VIRGINIA	L	13-14	2212	45 Ha. Schertzinger	15	2	1	3	6	0	0	0	10	0-0
					23 Parker Alexander	15	2	0	2	6	0	0	0	9	0-0
					30 Bailey Laidman	3	2	0	2	4	0	1	0	0	0-0
					4 Jack Halpert	15	1	1	2	3	0	0	0	51	0-0
					34 Will Nicklaus	3	1	1	2	1	0	0	0	0	0-0
					0 Jake Peden	15	1	0	1	4	0	0	0	19	0-0
					88 Evan Egan	9	1	0	1	1	1	0	0	6	0-0
					28 Cam Macri	15	0	1	1	1	0	0	0	13	0-0
					17 Ryan O'Connell	8	0	1	1	1	0	0	0	21	25-49
					8 Jordan Prysko	4	0	1	1	0	0	0	0	0	0-0
					2 Jesse Cuccia	3	0	0	0	2	0	0	0	0	0-0
					31 Connor Maher	13	0	0	0	1	0	0	0	32	0-0
					99 Tyler Seminetta	1	0	0	0	0	0	0	0	0	0-0
					55 Cole Brown	1	0	0	0	0	0	0	0	0	0-0
					50 Kevin Walker	15	0	0	0	0	0	0	0	3	0-0
					49 Matt McLaughlin	2	0	0	0	0	0	0	0	0	0-0
					48 Alex Bassil	6	0	0	0	0	0	0	0	15	0-0
					46 Alex Helms	3	0	0	0	0	0	0	0	2	0-0
					43 Michael Nathan	13	0	0	0	0	0	0	0	22	0-0
					42 Jack Pezzulla	6	0	0	0	0	0	0	0	17	0-0
					41 Colin Munro	5	0	0	0	0	0	0	0	0	0-0
					40 Cole Haverty	12	0	0	0	0	0	0	0	3	0-3
					36 Paddy Sheehan	2	0	0	0	0	0	0	0	0	0-0
					29 Patrick Lyons	2	0	0	0	0	0	0	0	0	0-0
					26 Charles Kelly	5	0	0	0	0	0	0	0	0	2-10
					25 Caton Johnson	9	0	0	0	0	0	0	0	12	0-0
					6 Mike Guerin	3	0	0	0	0	0	0	0	0	0-0
					Total	15	186	93	279	609	8	22	2	477	191-392
					Opponents	15	157	94	251	559	7	21	0	477	201-392

TEAM STATISTICS	NC	OPP
SHOT STATISTICS		
Goals-Shot attempts	186-609	157-559
Goals scored per game	12.40	10.47
Shot pct.	.305	.281
Shots on goal-Attempts	378-609	316-559
SOG pct.	.621	.565
Shots/Game	40.6	37.3
Assists	93	94
MAN-UP OPPORTUNITIES		
Goals-Opportunities	22-55	21-75
Conversion Percent	.400	.280
GOAL BREAKDOWN		
Total Goals	186	157
Man-up	22	21
Man-down	2	0
Unassisted	93	63
Overtime	0	0
Goals scored average	12.41	10.47
GROUND BALLS	477	477
TURNOVERS	220	258
CAUSED TURNOVERS	118	98
FACEOFFS (W-L)	191-392	201-392
Faceoff W-L Pct.	.487	.513
CLEARs	229-273	231-295
Clear Pct.	.839	.783
PENALTIES		
Number	82	58
Minutes	66:00	43:00
SHOT CLOCK VIOLATIONS	11	16
ATTENDANCE		
Total	12686	8455
Dates/Avg Per Date	10/1269	3/2818
Neutral Site #/Avg	2/886	

## Goalie	GP	Min.	GA	GAvg	Save	Pct	W-L-T
48 Alex Bassil	6	257:15	40	9.33	42	.512	3-1-0
42 Jack Pezzulla	6	275:16	49	10.68	36	.424	3-2-0
25 Caton Johnson	9	367:01	68	11.12	81	.544	2-4-0
Total	15	899:32	157	10.47	159	.503	8-7-0
Opponents	15	899:32	186	12.41	192	.508	7-8-0

Goals by Period	1st	2nd	3rd	4th	Total
North Carolina	52	41	44	49	186
Opponents	38	29	48	42	157

Saves by Period	1st	2nd	3rd	4th	Total
North Carolina	43	38	34	44	159
Opponents	43	61	46	42	192

Shots by Period	1st	2nd	3rd	4th	Total
North Carolina	154	163	155	137	609
Opponents	153	121	143	142	559

Shots on Goal	1st	2nd	3rd	4th	Total
North Carolina	95	102	90	91	378
Opponents	81	67	82	86	316

The Automated ScoreBook For Lacrosse
North Carolina Individual Game-by-Game
All games (as of Apr 28, 2019)

#23 Parker Alexander

Date	Opponent	Score	GP	GS	G	A	Pts	Sh	Sog	GW	UP	DN	GB	TO	CT	Faceoff	Pen-Min
Feb 02, 2019	Mercer	20-9	*		0	0	0	0	0	0	0	0	3	0	0	0-0	2-1.0
Feb 09, 2019	FURMAN	14-10	*		0	0	0	0	0	0	0	0	1	0	2	0-0	0-0.0
Feb 16, 2019	HARVARD	16-11	*		1	0	1	1	1	0	0	0	0	0	0	0-0	0-0.0
Feb 23, 2019	JOHNS HOPKINS	10-11	*		0	0	0	0	0	0	0	0	1	1	0	0-0	1-0.5
Mar 02, 2019	DENVER	10-12	*		0	0	0	1	0	0	0	0	1	0	2	0-0	0-0.0
Mar 08, 2019	MARIST	17-5	*		0	0	0	0	0	0	0	0	1	2	0	0-0	0-0.0
Mar 12, 2019	BUCKNELL	12-7	*		0	0	0	0	0	0	0	0	0	0	0	0-0	0-0.0
Mar 17, 2019	Cleveland State	15-9	*		1	0	1	2	2	0	0	0	0	1	0	0-0	0-0.0
Mar 23, 2019	Maryland	9-16	*		0	0	0	0	0	0	0	0	0	1	0	0-0	0-0.0
Mar 30, 2019	DUKE	10-8	*		0	0	0	0	0	0	0	0	0	0	0	0-0	0-0.0
Apr 06, 2019	Virginia	10-11	*		0	0	0	0	0	0	0	0	0	1	0	0-0	1-3.0
Apr 13, 2019	SYRACUSE	9-12	*		0	0	0	1	0	0	0	0	0	0	2	0-0	0-0.0
Apr 20, 2019	Notre Dame	10-12	*		0	0	0	0	0	0	0	0	1	0	1	0-0	0-0.0
Apr 25, 2019	SYRACUSE	11-10	*		0	0	0	0	0	0	0	0	1	0	0	0-0	0-0.0
Apr 27, 2019	VIRGINIA	13-14	*		0	0	0	1	1	0	0	0	0	0	0	0-0	0-0.0
		186-157	15	0	2	0	2	6	4	0	0	0	9	6	7	0-0	4-4.5

Per-game summary

Games played: 15

Shots per game: 0.40; Goals per game: 0.13

Assists per game: 0.00; Points per game: 0.13

Shot pct: .333; SOG pct: .667

Faceoff W-L pct: .000

Interceptions 0; Stick checks 0; Blocks 0; Drawn charges 0

#21 Justin Anderson

Date	Opponent	Score	GP	GS	G	A	Pts	Sh	Sog	GW	UP	DN	GB	TO	CT	Faceoff	Pen-Min
Feb 02, 2019	Mercer	20-9	*	*	3	0	3	5	5	0	2	0	4	3	1	0-0	0-0.0
Feb 09, 2019	FURMAN	14-10	*	*	0	0	0	4	0	0	0	0	2	3	0	0-0	1-1.0
Feb 16, 2019	HARVARD	16-11	*	*	3	0	3	9	6	0	1	1	1	3	0	0-0	1-1.0
Feb 23, 2019	JOHNS HOPKINS	10-11	*	*	1	1	2	4	4	0	0	0	1	0	0	0-0	1-0.5
Mar 02, 2019	DENVER	10-12	*	*	2	1	3	11	7	0	0	0	3	2	0	0-0	0-0.0
Mar 08, 2019	MARIST	17-5	*	*	0	1	1	3	1	0	0	0	1	1	1	0-0	1-1.0
Mar 12, 2019	BUCKNELL	12-7	*	*	1	1	2	4	3	0	0	0	0	0	2	0-0	0-0.0
Mar 17, 2019	Cleveland State	15-9	*	*	0	0	0	7	4	0	0	0	0	2	2	0-0	0-0.0
Mar 23, 2019	Maryland	9-16	*	*	0	0	0	2	1	0	0	0	1	0	0	0-0	2-1.0
Mar 30, 2019	DUKE	10-8	*	*	1	0	1	2	2	0	0	0	2	2	0	0-0	1-1.0
Apr 06, 2019	Virginia	10-11	*	*	1	0	1	2	1	0	1	0	1	0	0	0-0	2-2.5
Apr 13, 2019	SYRACUSE	9-12	*	*	2	0	2	6	5	0	1	0	0	0	0	0-0	0-0.0
Apr 20, 2019	Notre Dame	10-12	*	*	2	0	2	3	2	0	0	0	1	1	0	0-0	0-0.0
Apr 25, 2019	SYRACUSE	11-10	*	*	1	0	1	3	3	0	0	0	0	2	0	0-0	1-1.0
Apr 27, 2019	VIRGINIA	13-14	*	*	2	2	4	7	4	0	1	0	2	1	1	0-0	0-0.0
		186-157	15	15	19	6	25	72	48	0	6	1	19	20	7	0-0	10-9.0

Per-game summary

Games played: 15

Shots per game: 4.80; Goals per game: 1.27

Assists per game: 0.40; Points per game: 1.67

Shot pct: .264; SOG pct: .667

Faceoff W-L pct: .000

Interceptions 0; Stick checks 0; Blocks 0; Drawn charges 0

The Automated ScoreBook For Lacrosse
North Carolina Individual Game-by-Game
All games (as of Apr 28, 2019)

#24 Ara Atayan

Date	Opponent	Score	GP	GS	G	A	Pts	Sh	Sog	GW	UP	DN	GB	TO	CT	Faceoff	Pen-Min
Feb 02, 2019	Mercer	20-9	*		0	0	0	1	0	0	0	0	0	0	0	0-0	0-0.0
Feb 09, 2019	FURMAN	14-10	*		2	0	2	3	3	1	0	0	1	0	1	0-0	0-0.0
Feb 16, 2019	HARVARD	16-11	*		0	1	1	0	0	0	0	0	1	3	0	0-0	0-0.0
Feb 23, 2019	JOHNS HOPKINS	10-11	*		3	0	3	5	4	0	0	0	0	0	0	0-0	0-0.0
Mar 02, 2019	DENVER	10-12	*		0	0	0	0	0	0	0	0	1	0	0	0-0	0-0.0
Mar 08, 2019	MARIST	17-5	*		2	1	3	3	3	0	0	0	0	0	0	0-0	0-0.0
Mar 12, 2019	BUCKNELL	12-7	*		0	1	1	3	1	0	0	0	0	0	0	0-0	0-0.0
Apr 20, 2019	Notre Dame	10-12	*		0	0	0	0	0	0	0	0	0	0	0	0-0	0-0.0
Apr 25, 2019	SYRACUSE	11-10	*		0	0	0	1	1	0	0	0	0	0	0	0-0	0-0.0
		120-87	9	0	7	3	10	16	12	1	0	0	3	3	1	0-0	0-0.0

Per-game summary

Games played: 9

Shots per game: 1.78; Goals per game: 0.78

Assists per game: 0.33; Points per game: 1.11

Shot pct: .438; SOG pct: .750

Faceoff W-L pct: .000

Interceptions 0; Stick checks 0; Blocks 0; Drawn charges 0

#48 Alex Bassil

Date	Opponent	Score	GP	GS	G	A	Pts	Sh	Sog	GW	UP	DN	GB	TO	CT	Faceoff	Pen-Min
Feb 02, 2019	Mercer	20-9	*		0	0	0	0	0	0	0	0	2	0	0	0-0	0-0.0
Mar 02, 2019	DENVER	10-12	*		0	0	0	0	0	0	0	0	3	2	1	0-0	0-0.0
Mar 08, 2019	MARIST	17-5	*		0	0	0	0	0	0	0	0	1	0	0	0-0	0-0.0
Mar 12, 2019	BUCKNELL	12-7	*		0	0	0	0	0	0	0	0	4	0	0	0-0	1-1.0
Mar 17, 2019	Cleveland State	15-9	*		0	0	0	0	0	0	0	0	1	0	0	0-0	0-0.0
Mar 23, 2019	Maryland	9-16	*		0	0	0	0	0	0	0	0	4	0	0	0-0	0-0.0
Totals		83-58	6	0	0	0	0	0	0	0	0	0	15	2	1	0-0	1-1.0

Per-game summary

Games played: 6

Shots per game: 0.00; Goals per game: 0.00

Assists per game: 0.00; Points per game: 0.00

Shot pct: .000; SOG pct: .000

Faceoff W-L pct: .000

Interceptions 0; Stick checks 0; Blocks 0; Drawn charges 0

Date	Opponent	Score	GP	GS	Minutes	GA	GAAvg	Saves	Save%	W	L	T	Faced
Feb 02, 2019	Mercer	20-9	*		15:00	4	16.00	6	.600	0	0	0	11
Mar 02, 2019	DENVER	10-12	*		10:20	1	11.84	2	.615	0	0	0	3
Mar 08, 2019	MARIST	17-5	*	*	56:03	4	6.64	9	.654	1	0	0	23
Mar 12, 2019	BUCKNELL	12-7	*	*	58:49	7	6.85	9	.619	2	0	0	27
Mar 17, 2019	Cleveland State	15-9	*	*	57:03	8	7.30	9	.593	3	0	0	30
Mar 23, 2019	Maryland	9-16	*	*	60:00	16	9.33	7	.512	3	1	0	38
Totals			6	4	257:15	40	9.33	42	.512	3	1	0	132

The Automated ScoreBook For Lacrosse
North Carolina Individual Game-by-Game
All games (as of Apr 28, 2019)

#55 Cole Brown

Date	Opponent	Score	GP	GS	G	A	Pts	Sh	Sog	GW	UP	DN	GB	TO	CT	Faceoff	Pen-Min
Feb 02, 2019	Mercer	20-9	*		0	0	0	0	0	0	0	0	0	0	0	0-0	0-0.0
		20-9	1	0	0	0	0	0	0	0	0	0	0	0	0	0-0	0-0.0

Per-game summary

Games played: 1

Shots per game: 0.00; Goals per game: 0.00

Assists per game: 0.00; Points per game: 0.00

Shot pct: .000; SOG pct: .000

Faceoff W-L pct: .000

Interceptions 0; Stick checks 0; Blocks 0; Drawn charges 0

#19 Brian Cameron

Date	Opponent	Score	GP	GS	G	A	Pts	Sh	Sog	GW	UP	DN	GB	TO	CT	Faceoff	Pen-Min
Feb 02, 2019	Mercer	20-9	*		0	0	0	0	0	0	0	0	0	0	0	0-0	0-0.0
Feb 09, 2019	FURMAN	14-10	*		2	0	2	5	5	0	0	0	3	0	0	0-0	0-0.0
Feb 16, 2019	HARVARD	16-11	*		1	0	1	3	3	0	0	0	1	0	0	0-0	0-0.0
Feb 23, 2019	JOHNS HOPKINS	10-11	*		0	0	0	1	0	0	0	0	0	0	0	0-0	0-0.0
Mar 02, 2019	DENVER	10-12	*		1	0	1	3	1	0	0	0	0	0	0	0-0	0-0.0
Mar 08, 2019	MARIST	17-5	*		1	0	1	2	2	0	0	0	0	0	1	0-0	0-0.0
Mar 12, 2019	BUCKNELL	12-7	*		0	2	2	1	1	0	0	0	2	1	0	0-0	0-0.0
Mar 17, 2019	Cleveland State	15-9	*		0	1	1	0	0	0	0	0	1	1	0	0-0	1-1.0
Mar 23, 2019	Maryland	9-16	*		0	0	0	1	0	0	0	0	1	0	0	0-0	0-0.0
Mar 30, 2019	DUKE	10-8	*	*	2	0	2	3	3	0	1	0	2	1	1	0-0	0-0.0
Apr 06, 2019	Virginia	10-11	*		1	1	2	4	3	0	0	0	2	1	0	0-0	0-0.0
Apr 13, 2019	SYRACUSE	9-12	*		1	0	1	3	1	0	0	0	2	0	0	0-0	0-0.0
Apr 20, 2019	Notre Dame	10-12	*		0	0	0	1	0	0	0	0	0	0	0	0-0	0-0.0
Apr 25, 2019	SYRACUSE	11-10	*		2	1	3	5	2	0	0	0	3	1	1	0-0	0-0.0
Apr 27, 2019	VIRGINIA	13-14	*		1	0	1	2	1	0	0	0	1	0	0	0-0	0-0.0
		186-157	15	1	12	5	17	34	22	0	1	0	18	5	3	0-0	1-1.0

Per-game summary

Games played: 15

Shots per game: 2.27; Goals per game: 0.80

Assists per game: 0.33; Points per game: 1.13

Shot pct: .353; SOG pct: .647

Faceoff W-L pct: .000

Interceptions 0; Stick checks 0; Blocks 0; Drawn charges 0

#77 Tanner Cook

Date	Opponent	Score	GP	GS	G	A	Pts	Sh	Sog	GW	UP	DN	GB	TO	CT	Faceoff	Pen-Min
Feb 02, 2019	Mercer	20-9	*		2	3	5	6	3	0	0	0	0	0	0	0-0	0-0.0
Feb 09, 2019	FURMAN	14-10	*		2	1	3	6	4	0	1	0	1	1	0	0-0	0-0.0
Feb 16, 2019	HARVARD	16-11	*		3	0	3	4	3	1	1	0	3	1	0	0-0	1-1.0
Feb 23, 2019	JOHNS HOPKINS	10-11	*		1	0	1	2	1	0	0	0	0	2	0	0-0	2-2.5
Mar 02, 2019	DENVER	10-12	*		0	1	1	2	1	0	0	0	0	4	0	0-0	3-2.5
Mar 08, 2019	MARIST	17-5	*		0	0	0	1	0	0	0	0	0	0	0	0-0	0-0.0
Mar 12, 2019	BUCKNELL	12-7	*		1	0	1	4	2	0	1	0	1	0	1	0-0	0-0.0
Mar 17, 2019	Cleveland State	15-9	*		1	0	1	3	3	0	0	0	0	0	0	0-0	0-0.0
Mar 23, 2019	Maryland	9-16	*		0	0	0	1	1	0	0	0	0	0	0	0-0	0-0.0
Mar 30, 2019	DUKE	10-8	*		0	1	1	0	0	0	0	0	0	0	0	0-0	0-0.0
Apr 06, 2019	Virginia	10-11	*		0	0	0	0	0	0	0	0	0	0	0	0-0	0-0.0
Apr 13, 2019	SYRACUSE	9-12	*		0	0	0	0	0	0	0	0	0	0	0	0-0	0-0.0
Apr 20, 2019	Notre Dame	10-12	*		2	0	2	4	2	0	0	0	1	1	0	0-0	0-0.0
Apr 25, 2019	SYRACUSE	11-10	*		1	1	2	3	2	0	0	0	0	1	0	0-0	0-0.0
Apr 27, 2019	VIRGINIA	13-14	*		2	0	2	5	4	0	0	0	0	0	0	0-0	0-0.0
		186-157	15	0	15	7	22	41	26	1	3	0	6	10	1	0-0	6-6.0

Per-game summary

Games played: 15

Shots per game: 2.73; Goals per game: 1.00

Assists per game: 0.47; Points per game: 1.47

Shot pct: .366; SOG pct: .634

The Automated ScoreBook For Lacrosse
North Carolina Individual Game-by-Game
All games (as of Apr 28, 2019)

2 Jesse Cuccia

Date	Opponent	Score	GP	GS	G	A	Pts	Sh	Sog	GW	UP	DN	GB	TO	CT	Faceoff	Pen-Min
Feb 02, 2019	Mercer	20-9	*		0	0	0	2	2	0	0	0	0	0	0	0-0	0-0.0
Mar 08, 2019	MARIST	17-5	*		0	0	0	0	0	0	0	0	0	0	0	0-0	0-0.0
Mar 17, 2019	Cleveland State	15-9	*		0	0	0	0	0	0	0	0	0	1	1	0-0	0-0.0
		52-23	3	0	0	0	0	2	2	0	0	0	0	1	1	0-0	0-0.0

Per-game summary

Games played: 3

Shots per game: 0.67; Goals per game: 0.00

Assists per game: 0.00; Points per game: 0.00

Shot pct: .000; SOG pct:1.000

Faceoff W-L pct: .000

Interceptions 0; Stick checks 0; Blocks 0; Drawn charges 0

#88 Evan Egan

Date	Opponent	Score	GP	GS	G	A	Pts	Sh	Sog	GW	UP	DN	GB	TO	CT	Faceoff	Pen-Min
Feb 02, 2019	Mercer	20-9	*		1	0	1	1	1	1	0	0	1	0	1	0-0	0-0.0
Feb 09, 2019	FURMAN	14-10	*		0	0	0	0	0	0	0	0	0	0	0	0-0	1-1.0
Feb 16, 2019	HARVARD	16-11	*		0	0	0	0	0	0	0	0	1	0	0	0-0	0-0.0
Feb 23, 2019	JOHNS HOPKINS	10-11	*	*	0	0	0	0	0	0	0	0	0	0	0	0-0	0-0.0
Mar 02, 2019	DENVER	10-12	*	*	0	0	0	0	0	0	0	0	1	0	0	0-0	0-0.0
Mar 08, 2019	MARIST	17-5	*		0	0	0	0	0	0	0	0	0	0	0	0-0	0-0.0
Mar 12, 2019	BUCKNELL	12-7	*		0	0	0	0	0	0	0	0	1	0	0	0-0	0-0.0
Mar 17, 2019	Cleveland State	15-9	*		0	0	0	0	0	0	0	0	2	0	1	0-0	0-0.0
Mar 30, 2019	DUKE	10-8	*		0	0	0	0	0	0	0	0	0	0	0	0-0	0-0.0
		124-82	9	2	1	0	1	1	1	1	0	0	6	0	2	0-0	1-1.0

Per-game summary

Games played: 9

Shots per game: 0.11; Goals per game: 0.11

Assists per game: 0.00; Points per game: 0.11

Shot pct:1.000; SOG pct:1.000

Faceoff W-L pct: .000

Interceptions 0; Stick checks 0; Blocks 0; Drawn charges 0

#32 Matt Gavin

Date	Opponent	Score	GP	GS	G	A	Pts	Sh	Sog	GW	UP	DN	GB	TO	CT	Faceoff	Pen-Min
Feb 02, 2019	Mercer	20-9	*		1	0	1	2	2	0	0	0	0	0	0	0-0	0-0.0
Mar 08, 2019	MARIST	17-5	*		1	0	1	3	2	0	0	0	0	1	0	0-0	0-0.0
Mar 12, 2019	BUCKNELL	12-7	*		0	1	1	2	2	0	0	0	0	0	0	0-0	0-0.0
Mar 17, 2019	Cleveland State	15-9	*		0	0	0	0	0	0	0	0	1	0	0	0-0	0-0.0
Mar 23, 2019	Maryland	9-16	*		0	0	0	2	1	0	0	0	0	1	0	0-0	0-0.0
Mar 30, 2019	DUKE	10-8	*		2	1	3	4	4	0	0	0	0	0	0	0-0	0-0.0
Apr 06, 2019	Virginia	10-11	*		1	0	1	2	2	0	0	0	1	1	0	0-0	0-0.0
Apr 13, 2019	SYRACUSE	9-12	*		0	0	0	4	2	0	0	0	0	2	0	0-0	0-0.0
Apr 20, 2019	Notre Dame	10-12	*		0	0	0	1	0	0	0	0	0	0	0	0-0	0-0.0
Apr 25, 2019	SYRACUSE	11-10	*		2	0	2	4	2	1	0	0	2	0	0	0-0	1-1.0
Apr 27, 2019	VIRGINIA	13-14	*		1	1	2	1	1	0	0	0	0	0	0	0-0	0-0.0
		136-113	11	0	8	3	11	25	18	1	0	0	4	5	0	0-0	1-1.0

Per-game summary

Games played: 11

Shots per game: 2.27; Goals per game: 0.73

Assists per game: 0.27; Points per game: 1.00

Shot pct: .320; SOG pct: .720

Faceoff W-L pct: .000

Interceptions 0; Stick checks 0; Blocks 0; Drawn charges 0

The Automated ScoreBook For Lacrosse
North Carolina Individual Game-by-Game
All games (as of Apr 28, 2019)

6 Mike Guerin

Date	Opponent	Score	GP	GS	G	A	Pts	Sh	Sog	GW	UP	DN	GB	TO	CT	Faceoff	Pen-Min
Feb 02, 2019	Mercer	20-9	*		0	0	0	0	0	0	0	0	0	1	0	0-0	0-0.0
Mar 08, 2019	MARIST	17-5	*		0	0	0	0	0	0	0	0	0	0	0	0-0	0-0.0
Mar 17, 2019	Cleveland State	15-9	*		0	0	0	0	0	0	0	0	0	0	0	0-0	0-0.0
		52-23	3	0	0	0	0	0	0	0	0	0	0	1	0	0-0	0-0.0

Per-game summary

Games played: 3

Shots per game: 0.00; Goals per game: 0.00

Assists per game: 0.00; Points per game: 0.00

Shot pct: .000; SOG pct: .000

Faceoff W-L pct: .000

Interceptions 0; Stick checks 0; Blocks 0; Drawn charges 0

4 Jack Halpert

Date	Opponent	Score	GP	GS	G	A	Pts	Sh	Sog	GW	UP	DN	GB	TO	CT	Faceoff	Pen-Min
Feb 02, 2019	Mercer	20-9	*		0	0	0	0	0	0	0	0	4	0	2	0-0	1-0.5
Feb 09, 2019	FURMAN	14-10	*		0	0	0	0	0	0	0	0	1	0	0	0-0	0-0.0
Feb 16, 2019	HARVARD	16-11	*		0	0	0	0	0	0	0	0	7	1	0	0-0	0-0.0
Feb 23, 2019	JOHNS HOPKINS	10-11	*		0	0	0	1	0	0	0	0	7	1	0	0-0	0-0.0
Mar 02, 2019	DENVER	10-12	*		0	0	0	0	0	0	0	0	1	0	0	0-0	0-0.0
Mar 08, 2019	MARIST	17-5	*		0	0	0	0	0	0	0	0	3	0	0	0-0	0-0.0
Mar 12, 2019	BUCKNELL	12-7	*		0	0	0	0	0	0	0	0	2	1	0	0-0	0-0.0
Mar 17, 2019	Cleveland State	15-9	*		1	1	2	1	1	0	0	0	2	0	0	0-0	0-0.0
Mar 23, 2019	Maryland	9-16	*		0	0	0	0	0	0	0	0	1	0	0	0-0	0-0.0
Mar 30, 2019	DUKE	10-8	*		0	0	0	1	0	0	0	0	4	0	1	0-0	2-1.5
Apr 06, 2019	Virginia	10-11	*		0	0	0	0	0	0	0	0	2	0	1	0-0	0-0.0
Apr 13, 2019	SYRACUSE	9-12	*		0	0	0	0	0	0	0	0	5	1	1	0-0	0-0.0
Apr 20, 2019	Notre Dame	10-12	*		0	0	0	0	0	0	0	0	5	1	1	0-0	0-0.0
Apr 25, 2019	SYRACUSE	11-10	*		0	0	0	0	0	0	0	0	2	1	0	0-0	0-0.0
Apr 27, 2019	VIRGINIA	13-14	*		0	0	0	0	0	0	0	0	5	0	1	0-0	1-0.5
		186-157	15	0	1	1	2	3	1	0	0	0	51	6	7	0-0	4-2.5

Per-game summary

Games played: 15

Shots per game: 0.20; Goals per game: 0.07

Assists per game: 0.07; Points per game: 0.13

Shot pct: .333; SOG pct: .333

Faceoff W-L pct: .000

Interceptions 0; Stick checks 0; Blocks 0; Drawn charges 0

The Automated ScoreBook For Lacrosse
North Carolina Individual Game-by-Game
All games (as of Apr 28, 2019)

#40 Cole Haverty

Date	Opponent	Score	GP	GS	G	A	Pts	Sh	Sog	GW	UP	DN	GB	TO	CT	Faceoff	Pen-Min
Feb 02, 2019	Mercer	20-9	*		0	0	0	0	0	0	0	0	1	0	0	0-3	0-0.0
Feb 09, 2019	FURMAN	14-10	*		0	0	0	0	0	0	0	0	0	0	0	0-0	0-0.0
Feb 16, 2019	HARVARD	16-11	*		0	0	0	0	0	0	0	0	0	0	1	0-0	0-0.0
Mar 02, 2019	DENVER	10-12	*		0	0	0	0	0	0	0	0	1	0	0	0-0	0-0.0
Mar 08, 2019	MARIST	17-5	*		0	0	0	0	0	0	0	0	0	0	0	0-0	0-0.0
Mar 12, 2019	BUCKNELL	12-7	*		0	0	0	0	0	0	0	0	1	0	0	0-0	0-0.0
Mar 30, 2019	DUKE	10-8	*		0	0	0	0	0	0	0	0	0	0	0	0-0	1-0.5
Apr 06, 2019	Virginia	10-11	*		0	0	0	0	0	0	0	0	0	0	0	0-0	0-0.0
Apr 13, 2019	SYRACUSE	9-12	*		0	0	0	0	0	0	0	0	0	0	0	0-0	0-0.0
Apr 20, 2019	Notre Dame	10-12	*		0	0	0	0	0	0	0	0	0	0	0	0-0	0-0.0
Apr 25, 2019	SYRACUSE	11-10	*		0	0	0	0	0	0	0	0	0	0	0	0-0	0-0.0
Apr 27, 2019	VIRGINIA	13-14	*		0	0	0	0	0	0	0	0	0	0	0	0-0	0-0.0
Totals			152-121	12	0	0	0	0	0	0	0	0	3	0	1	0-3	1-0.5

Per-game summary

Games played: 12

Shots per game: 0.00; Goals per game: 0.00

Assists per game: 0.00; Points per game: 0.00

Shot pct: .000; SOG pct: .000

Faceoff W-L pct: .000

Interceptions 0; Stick checks 0; Blocks 0; Drawn charges 0

#46 Alex Helms

Date	Opponent	Score	GP	GS	G	A	Pts	Sh	Sog	GW	UP	DN	GB	TO	CT	Faceoff	Pen-Min
Feb 02, 2019	Mercer	20-9	*		0	0	0	0	0	0	0	0	2	0	0	0-0	0-0.0
Feb 09, 2019	FURMAN	14-10	*		0	0	0	0	0	0	0	0	0	0	0	0-0	0-0.0
Feb 16, 2019	HARVARD	16-11	*		0	0	0	0	0	0	0	0	0	0	0	0-0	0-0.0
			50-30	3	0	0	0	0	0	0	0	0	2	0	0	0-0	0-0.0

Per-game summary

Games played: 3

Shots per game: 0.00; Goals per game: 0.00

Assists per game: 0.00; Points per game: 0.00

Shot pct: .000; SOG pct: .000

Faceoff W-L pct: .000

Interceptions 0; Stick checks 0; Blocks 0; Drawn charges 0

#25 Caton Johnson

Date	Opponent	Score	GP	GS	G	A	Pts	Sh	Sog	GW	UP	DN	GB	TO	CT	Faceoff	Pen-Min
Mar 08, 2019	MARIST	17-5	*		0	0	0	0	0	0	0	0	1	0	0	0-0	0-0.0
Mar 12, 2019	BUCKNELL	12-7	*		0	0	0	0	0	0	0	0	1	0	0	0-0	0-0.0
Mar 17, 2019	Cleveland State	15-9	*		0	0	0	0	0	0	0	0	0	0	0	0-0	0-0.0
Mar 30, 2019	DUKE	10-8	*		0	0	0	0	0	0	0	0	1	0	0	0-0	1-1.0
Apr 06, 2019	Virginia	10-11	*		0	0	0	0	0	0	0	0	1	1	0	0-0	0-0.0
Apr 13, 2019	SYRACUSE	9-12	*		0	0	0	0	0	0	0	0	2	1	0	0-0	0-0.0
Apr 20, 2019	Notre Dame	10-12	*		0	0	0	0	0	0	0	0	2	1	0	0-0	0-0.0
Apr 25, 2019	SYRACUSE	11-10	*		0	0	0	0	0	0	0	0	0	0	0	0-0	0-0.0
Apr 27, 2019	VIRGINIA	13-14	*		0	0	0	0	0	0	0	0	4	1	0	0-0	0-0.0
			107-88	9	0	0	0	0	0	0	0	0	12	4	0	0-0	1-1.0

Per-game summary

Games played: 9

Shots per game: 0.00; Goals per game: 0.00

Assists per game: 0.00; Points per game: 0.00

Shot pct: .000; SOG pct: .000

Faceoff W-L pct: .000

Interceptions 0; Stick checks 0; Blocks 0; Drawn charges 0

The Automated ScoreBook For Lacrosse
North Carolina Individual Game-by-Game
All games (as of Apr 28, 2019)

Date	Opponent	Score	GP	GS	Minutes	GA	GAAvg	Saves	Save%	W	L	T	Faced
Mar 08, 2019	MARIST	17-5	*		3:57	1	15.19	3	.750	0	0	0	4
Mar 12, 2019	BUCKNELL	12-7	*		1:11	0	11.69	0	.750	0	0	0	0
Mar 17, 2019	Cleveland State	15-9	*		2:57	1	14.85	0	.600	0	0	0	2
Mar 30, 2019	DUKE	10-8	*	*	58:56	7	8.06	21	.727	1	0	0	41
Apr 06, 2019	Virginia	10-11	*	*	60:00	11	9.45	12	.643	1	1	0	52
Apr 13, 2019	SYRACUSE	9-12	*	*	60:00	12	10.27	11	.595	1	2	0	40
Apr 20, 2019	Notre Dame	10-12	*	*	60:00	12	10.69	13	.577	1	3	0	50
Apr 25, 2019	SYRACUSE	11-10	*	*	60:00	10	10.55	11	.568	2	3	0	32
Apr 27, 2019	VIRGINIA	13-14	*	*	60:00	14	11.12	10	.544	2	4	0	44
			9	6	367:01	68	11.12	81	.544	2	4	0	265

#26 Charles Kelly

Date	Opponent	Score	GP	GS	G	A	Pts	Sh	Sog	GW	UP	DN	GB	TO	CT	Faceoff	Pen-Min
Mar 02, 2019	DENVER	10-12	*		0	0	0	0	0	0	0	0	0	0	0	2-4	0-0.0
Mar 08, 2019	MARIST	17-5	*		0	0	0	0	0	0	0	0	0	0	0	0-1	0-0.0
Mar 23, 2019	Maryland	9-16	*		0	0	0	0	0	0	0	0	0	0	0	0-2	0-0.0
Apr 06, 2019	Virginia	10-11	*		0	0	0	0	0	0	0	0	0	0	0	0-1	0-0.0
Apr 13, 2019	SYRACUSE	9-12	*		0	0	0	0	0	0	0	0	0	0	0	0-2	0-0.0
			55-56	5	0	0	0	0	0	0	0	0	0	0	0	2-10	0-0.0

Per-game summary

Games played: 5

Shots per game: 0.00; Goals per game: 0.00

Assists per game: 0.00; Points per game: 0.00

Shot pct: .000; SOG pct: .000

Faceoff W-L pct: .200

Interceptions 0; Stick checks 0; Blocks 0; Drawn charges 0

9 Jacob Kelly

Date	Opponent	Score	GP	GS	G	A	Pts	Sh	Sog	GW	UP	DN	GB	TO	CT	Faceoff	Pen-Min
Feb 02, 2019	Mercer	20-9	*	*	2	1	3	8	4	0	0	0	0	0	0	0-0	0-0.0
Feb 09, 2019	FURMAN	14-10	*	*	1	0	1	4	3	0	0	0	2	3	0	0-0	1-0.5
Feb 16, 2019	HARVARD	16-11	*	*	1	1	2	4	2	0	0	0	1	2	1	0-0	0-0.0
Feb 23, 2019	JOHNS HOPKINS	10-11	*	*	1	1	2	2	2	0	0	0	1	1	0	0-0	0-0.0
Mar 02, 2019	DENVER	10-12	*	*	0	0	0	4	1	0	0	0	3	1	1	0-0	0-0.0
Mar 08, 2019	MARIST	17-5	*	*	2	0	2	5	3	0	0	0	0	0	1	0-0	0-0.0
Mar 12, 2019	BUCKNELL	12-7	*	*	1	1	2	5	2	0	0	0	2	2	0	0-0	0-0.0
Mar 17, 2019	Cleveland State	15-9	*	*	1	1	2	3	2	0	0	0	0	0	0	0-0	0-0.0
Mar 23, 2019	Maryland	9-16	*	*	1	0	1	4	2	0	0	0	1	0	0	0-0	1-1.0
Mar 30, 2019	DUKE	10-8	*	*	0	0	0	4	2	0	0	0	1	4	0	0-0	0-0.0
Apr 06, 2019	Virginia	10-11	*	*	0	1	1	3	2	0	0	0	0	0	0	0-0	0-0.0
Apr 13, 2019	SYRACUSE	9-12	*	*	0	0	0	3	1	0	0	0	0	1	0	0-0	0-0.0
Apr 20, 2019	Notre Dame	10-12	*	*	0	0	0	1	0	0	0	0	0	0	0	0-0	1-0.5
Apr 25, 2019	SYRACUSE	11-10	*	*	1	0	1	2	2	0	0	0	1	2	1	0-0	0-0.0
Apr 27, 2019	VIRGINIA	13-14	*	*	0	0	0	1	0	0	0	0	2	0	0	0-0	0-0.0
		186-157	15	15	11	6	17	53	28	0	0	0	14	16	4	0-0	3-2.0

Per-game summary

Games played: 15

Shots per game: 3.53; Goals per game: 0.73

Assists per game: 0.40; Points per game: 1.13

Shot pct: .208; SOG pct: .528

Faceoff W-L pct: .000

Interceptions 0; Stick checks 0; Blocks 0; Drawn charges 0

The Automated ScoreBook For Lacrosse
North Carolina Individual Game-by-Game
All games (as of Apr 28, 2019)

#15 Timmy Kelly

Date	Opponent	Score	GP	GS	G	A	Pts	Sh	Sog	GW	UP	DN	GB	TO	CT	Faceoff	Pen-Min
Feb 02, 2019	Mercer	20-9	*	*	2	2	4	6	4	0	0	0	1	1	1	0-0	0-0.0
Feb 09, 2019	FURMAN	14-10	*	*	1	1	2	2	2	0	0	0	0	2	0	0-0	0-0.0
Feb 16, 2019	HARVARD	16-11	*	*	0	1	1	2	1	0	0	0	1	1	0	0-0	0-0.0
Feb 23, 2019	JOHNS HOPKINS	10-11	*	*	1	0	1	2	1	0	0	0	1	2	0	0-0	0-0.0
Mar 02, 2019	DENVER	10-12	*	*	0	2	2	3	1	0	0	0	5	2	0	0-0	0-0.0
Mar 08, 2019	MARIST	17-5	*	*	2	2	4	7	6	0	1	0	1	3	0	0-0	0-0.0
Mar 12, 2019	BUCKNELL	12-7	*	*	1	1	2	4	2	0	1	0	2	1	0	0-0	0-0.0
Mar 17, 2019	Cleveland State	15-9	*	*	2	2	4	5	4	0	0	0	0	1	0	0-0	0-0.0
Mar 23, 2019	Maryland	9-16	*	*	4	0	4	6	5	0	0	0	0	1	0	0-0	0-0.0
Mar 30, 2019	DUKE	10-8	*	*	1	1	2	5	3	0	0	0	1	1	0	0-0	1-0.5
Apr 06, 2019	Virginia	10-11	*	*	2	0	2	6	4	0	2	0	1	0	0	0-0	0-0.0
Apr 13, 2019	SYRACUSE	9-12	*	*	1	1	2	5	4	0	0	0	1	3	1	0-0	0-0.0
Apr 20, 2019	Notre Dame	10-12	*	*	3	1	4	5	3	0	0	0	0	0	0	0-0	0-0.0
Apr 25, 2019	SYRACUSE	11-10	*	*	0	1	1	3	0	0	0	0	1	1	0	0-0	0-0.0
Apr 27, 2019	VIRGINIA	13-14	*	*	0	1	1	6	2	0	0	0	2	0	0	0-0	0-0.0
		186-157	15	15	20	16	36	67	42	0	4	0	17	19	2	0-0	1-0.5

Per-game summary

Games played: 15

Shots per game: 4.47; Goals per game: 1.33

Assists per game: 1.07; Points per game: 2.40

Shot pct: .299; SOG pct: .627

Faceoff W-L pct: .000

Interceptions 0; Stick checks 0; Blocks 0; Drawn charges 0

#30 Bailey Laidman

Date	Opponent	Score	GP	GS	G	A	Pts	Sh	Sog	GW	UP	DN	GB	TO	CT	Faceoff	Pen-Min
Feb 02, 2019	Mercer	20-9	*		0	0	0	1	0	0	0	0	0	0	0	0-0	0-0.0
Mar 08, 2019	MARIST	17-5	*		2	0	2	3	2	0	1	0	0	0	0	0-0	0-0.0
Mar 17, 2019	Cleveland State	15-9	*		0	0	0	0	0	0	0	0	0	0	0	0-0	0-0.0
		52-23	3	0	2	0	2	4	2	0	1	0	0	0	0	0-0	0-0.0

Per-game summary

Games played: 3

Shots per game: 1.33; Goals per game: 0.67

Assists per game: 0.00; Points per game: 0.67

Shot pct: .500; SOG pct: .500

Faceoff W-L pct: .000

Interceptions 0; Stick checks 0; Blocks 0; Drawn charges 0

The Automated ScoreBook For Lacrosse
North Carolina Individual Game-by-Game
All games (as of Apr 28, 2019)

#29 Patrick Lyons

Date	Opponent	Score	GP	GS	G	A	Pts	Sh	Sog	GW	UP	DN	GB	TO	CT	Faceoff	Pen-Min
Feb 02, 2019	Mercer	20-9	*		0	0	0	0	0	0	0	0	0	0	0	0-0	0-0.0
Mar 08, 2019	MARIST	17-5	*		0	0	0	0	0	0	0	0	0	0	0	0-0	0-0.0
Totals		37-14	2	0	0	0	0	0	0	0	0	0	0	0	0	0-0	0-0.0

Per-game summary

Games played: 2

Shots per game: 0.00; Goals per game: 0.00

Assists per game: 0.00; Points per game: 0.00

Shot pct: .000; SOG pct: .000

Faceoff W-L pct: .000

Interceptions 0; Stick checks 0; Blocks 0; Drawn charges 0

#28 Cam Macri

Date	Opponent	Score	GP	GS	G	A	Pts	Sh	Sog	GW	UP	DN	GB	TO	CT	Faceoff	Pen-Min
Feb 02, 2019	Mercer	20-9	*		0	0	0	0	0	0	0	0	2	0	0	0-0	0-0.0
Feb 09, 2019	FURMAN	14-10	*		0	0	0	0	0	0	0	0	2	0	0	0-0	0-0.0
Feb 16, 2019	HARVARD	16-11	*		0	0	0	0	0	0	0	0	0	0	0	0-0	0-0.0
Feb 23, 2019	JOHNS HOPKINS	10-11	*		0	0	0	0	0	0	0	0	1	1	0	0-0	1-1.0
Mar 02, 2019	DENVER	10-12	*		0	0	0	0	0	0	0	0	0	0	0	0-0	0-0.0
Mar 08, 2019	MARIST	17-5	*		0	0	0	0	0	0	0	0	2	1	0	0-0	0-0.0
Mar 12, 2019	BUCKNELL	12-7	*		0	0	0	0	0	0	0	0	0	1	0	0-0	0-0.0
Mar 17, 2019	Cleveland State	15-9	*		0	0	0	1	0	0	0	0	2	0	0	0-0	0-0.0
Mar 23, 2019	Maryland	9-16	*		0	0	0	0	0	0	0	0	1	0	0	0-0	0-0.0
Mar 30, 2019	DUKE	10-8	*		0	0	0	0	0	0	0	0	0	0	0	0-0	0-0.0
Apr 06, 2019	Virginia	10-11	*		0	1	1	0	0	0	0	0	0	0	0	0-0	0-0.0
Apr 13, 2019	SYRACUSE	9-12	*		0	0	0	0	0	0	0	0	1	0	0	0-0	0-0.0
Apr 20, 2019	Notre Dame	10-12	*		0	0	0	0	0	0	0	0	0	0	0	0-0	0-0.0
Apr 25, 2019	SYRACUSE	11-10	*		0	0	0	0	0	0	0	0	1	0	0	0-0	0-0.0
Apr 27, 2019	VIRGINIA	13-14	*		0	0	0	0	0	0	0	0	1	0	0	0-0	0-0.0
Totals		186-157	15	0	0	1	1	1	0	0	0	0	13	3	0	0-0	1-1.0

Per-game summary

Games played: 15

Shots per game: 0.07; Goals per game: 0.00

Assists per game: 0.07; Points per game: 0.07

Shot pct: .000; SOG pct: .000

Faceoff W-L pct: .000

Interceptions 0; Stick checks 0; Blocks 0; Drawn charges 0

The Automated ScoreBook For Lacrosse
North Carolina Individual Game-by-Game
All games (as of Apr 28, 2019)

#31 Connor Maher

Date	Opponent	Score	GP	GS	G	A	Pts	Sh	Sog	GW	UP	DN	GB	TO	CT	Faceoff	Pen-Min
Feb 02, 2019	Mercer	20-9	*		0	0	0	0	0	0	0	0	4	0	0	0-0	0-0.0
Feb 09, 2019	FURMAN	14-10	*		0	0	0	0	0	0	0	0	3	2	1	0-0	0-0.0
Feb 16, 2019	HARVARD	16-11	*		0	0	0	1	0	0	0	0	5	0	1	0-0	0-0.0
Feb 23, 2019	JOHNS HOPKINS	10-11	*		0	0	0	0	0	0	0	0	4	0	1	0-0	0-0.0
Mar 12, 2019	BUCKNELL	12-7	*		0	0	0	0	0	0	0	0	3	0	2	0-0	1-1.0
Mar 17, 2019	Cleveland State	15-9	*		0	0	0	0	0	0	0	0	2	0	1	0-0	0-0.0
Mar 23, 2019	Maryland	9-16	*		0	0	0	0	0	0	0	0	1	0	0	0-0	0-0.0
Mar 30, 2019	DUKE	10-8	*		0	0	0	0	0	0	0	0	3	1	1	0-0	0-0.0
Apr 06, 2019	Virginia	10-11	*		0	0	0	0	0	0	0	0	1	1	0	0-0	0-0.0
Apr 13, 2019	SYRACUSE	9-12	*		0	0	0	0	0	0	0	0	4	3	0	0-0	0-0.0
Apr 20, 2019	Notre Dame	10-12	*		0	0	0	0	0	0	0	0	0	0	2	0-0	1-0.5
Apr 25, 2019	SYRACUSE	11-10	*		0	0	0	0	0	0	0	0	0	1	0	0-0	0-0.0
Apr 27, 2019	VIRGINIA	13-14	*		0	0	0	0	0	0	0	0	2	1	0	0-0	0-0.0
		159-140	13	0	0	0	0	1	0	0	0	0	32	9	9	0-0	2-1.5

Per-game summary

Games played: 13

Shots per game: 0.08; Goals per game: 0.00

Assists per game: 0.00; Points per game: 0.00

Shot pct: .000; SOG pct: .000

Faceoff W-L pct: .000

Interceptions 0; Stick checks 0; Blocks 0; Drawn charges 0

#12 Andy Matthews

Date	Opponent	Score	GP	GS	G	A	Pts	Sh	Sog	GW	UP	DN	GB	TO	CT	Faceoff	Pen-Min
Feb 02, 2019	Mercer	20-9	*	*	2	1	3	3	3	0	0	0	3	0	0	0-0	0-0.0
Feb 09, 2019	FURMAN	14-10	*	*	0	5	5	1	1	0	0	0	2	1	1	0-0	0-0.0
Feb 16, 2019	HARVARD	16-11	*	*	1	3	4	1	1	0	0	0	1	3	0	0-0	0-0.0
Feb 23, 2019	JOHNS HOPKINS	10-11	*	*	0	0	0	1	0	0	0	0	0	3	0	0-0	0-0.0
Mar 02, 2019	DENVER	10-12	*	*	0	1	1	4	1	0	0	0	2	0	0	0-0	1-0.5
Mar 08, 2019	MARIST	17-5	*	*	1	1	2	3	1	0	0	0	3	2	0	0-0	0-0.0
Mar 12, 2019	BUCKNELL	12-7	*	*	3	1	4	4	3	1	0	0	2	0	1	0-0	0-0.0
Mar 17, 2019	Cleveland State	15-9	*	*	2	0	2	2	2	0	1	0	2	0	0	0-0	0-0.0
Mar 23, 2019	Maryland	9-16	*	*	1	2	3	2	2	0	0	0	2	2	0	0-0	1-1.0
Mar 30, 2019	DUKE	10-8	*		1	0	1	1	1	1	0	0	0	0	0	0-0	1-0.5
Apr 06, 2019	Virginia	10-11	*	*	0	1	1	0	0	0	0	0	0	0	0	0-0	0-0.0
Apr 13, 2019	SYRACUSE	9-12	*	*	0	2	2	0	0	0	0	0	2	2	0	0-0	0-0.0
Apr 20, 2019	Notre Dame	10-12	*	*	0	1	1	2	2	0	0	0	1	0	0	0-0	0-0.0
Apr 25, 2019	SYRACUSE	11-10	*	*	0	0	0	3	1	0	0	0	5	3	0	0-0	0-0.0
Apr 27, 2019	VIRGINIA	13-14	*	*	2	1	3	2	2	0	0	0	0	0	0	0-0	0-0.0
		186-157	15	14	13	19	32	29	20	2	1	0	25	16	2	0-0	3-2.0

Per-game summary

Games played: 15

Shots per game: 1.93; Goals per game: 0.87

Assists per game: 1.27; Points per game: 2.13

Shot pct: .448; SOG pct: .690

Faceoff W-L pct: .000

Interceptions 0; Stick checks 0; Blocks 0; Drawn charges 0

The Automated ScoreBook For Lacrosse
North Carolina Individual Game-by-Game
All games (as of Apr 28, 2019)

#49 Matt McLaughlin

Date	Opponent	Score	GP	GS	G	A	Pts	Sh	Sog	GW	UP	DN	GB	TO	CT	Faceoff	Pen-Min
Mar 08, 2019	MARIST	17-5	*		0	0	0	0	0	0	0	0	0	0	0	0-0	0-0.0
Mar 17, 2019	Cleveland State	15-9	*		0	0	0	0	0	0	0	0	0	0	0	0-0	0-0.0
Totals		32-14	2	0	0	0	0	0	0	0	0	0	0	0	0	0-0	0-0.0

Per-game summary

Games played: 2

Shots per game: 0.00; Goals per game: 0.00

Assists per game: 0.00; Points per game: 0.00

Shot pct: .000; SOG pct: .000

Faceoff W-L pct: .000

Interceptions 0; Stick checks 0; Blocks 0; Drawn charges 0

#41 Colin Munro

Date	Opponent	Score	GP	GS	G	A	Pts	Sh	Sog	GW	UP	DN	GB	TO	CT	Faceoff	Pen-Min
Feb 02, 2019	Mercer	20-9	*		0	0	0	0	0	0	0	0	0	0	0	0-0	0-0.0
Feb 09, 2019	FURMAN	14-10	*		0	0	0	0	0	0	0	0	0	0	0	0-0	0-0.0
Feb 16, 2019	HARVARD	16-11	*		0	0	0	0	0	0	0	0	0	0	0	0-0	0-0.0
Feb 23, 2019	JOHNS HOPKINS	10-11	*		0	0	0	0	0	0	0	0	0	0	0	0-0	0-0.0
Mar 08, 2019	MARIST	17-5	*		0	0	0	0	0	0	0	0	0	0	0	0-0	0-0.0
		77-46	5	0	0	0	0	0	0	0	0	0	0	0	0	0-0	0-0.0

Per-game summary

Games played: 5

Shots per game: 0.00; Goals per game: 0.00

Assists per game: 0.00; Points per game: 0.00

Shot pct: .000; SOG pct: .000

Faceoff W-L pct: .000

Interceptions 0; Stick checks 0; Blocks 0; Drawn charges 0

#43 Michael Nathan

Date	Opponent	Score	GP	GS	G	A	Pts	Sh	Sog	GW	UP	DN	GB	TO	CT	Faceoff	Pen-Min
Feb 02, 2019	Mercer	20-9	*	*	0	0	0	0	0	0	0	0	0	0	2	0-0	0-0.0
Feb 09, 2019	FURMAN	14-10	*	*	0	0	0	0	0	0	0	0	1	0	0	0-0	0-0.0
Feb 16, 2019	HARVARD	16-11	*	*	0	0	0	0	0	0	0	0	0	0	2	0-0	2-2.0
Mar 08, 2019	MARIST	17-5	*	*	0	0	0	0	0	0	0	0	3	0	2	0-0	1-1.0
Mar 12, 2019	BUCKNELL	12-7	*	*	0	0	0	0	0	0	0	0	2	1	3	0-0	0-0.0
Mar 17, 2019	Cleveland State	15-9	*	*	0	0	0	0	0	0	0	0	4	0	0	0-0	0-0.0
Mar 23, 2019	Maryland	9-16	*	*	0	0	0	0	0	0	0	0	1	1	1	0-0	0-0.0
Mar 30, 2019	DUKE	10-8	*	*	0	0	0	0	0	0	0	0	2	0	0	0-0	0-0.0
Apr 06, 2019	Virginia	10-11	*	*	0	0	0	0	0	0	0	0	2	1	0	0-0	0-0.0
Apr 13, 2019	SYRACUSE	9-12	*	*	0	0	0	0	0	0	0	0	0	1	0	0-0	0-0.0
Apr 20, 2019	Notre Dame	10-12	*	*	0	0	0	0	0	0	0	0	2	0	0	0-0	0-0.0
Apr 25, 2019	SYRACUSE	11-10	*	*	0	0	0	0	0	0	0	0	2	0	1	0-0	0-0.0
Apr 27, 2019	VIRGINIA	13-14	*	*	0	0	0	0	0	0	0	0	3	0	1	0-0	0-0.0
		166-134	13	13	0	0	0	0	0	0	0	0	22	4	12	0-0	3-3.0

Per-game summary

Games played: 13

Shots per game: 0.00; Goals per game: 0.00

Assists per game: 0.00; Points per game: 0.00

Shot pct: .000; SOG pct: .000

Faceoff W-L pct: .000

Interceptions 0; Stick checks 0; Blocks 0; Drawn charges 0

The Automated ScoreBook For Lacrosse
North Carolina Individual Game-by-Game
All games (as of Apr 28, 2019)

#34 Will Nicklaus

Date	Opponent	Score	GP	GS	G	A	Pts	Sh	Sog	GW	UP	DN	GB	TO	CT	Faceoff	Pen-Min
Mar 30, 2019	DUKE	10-8	*		1	0	1	1	1	0	0	0	0	0	0	0-0	0-0.0
Apr 06, 2019	Virginia	10-11	*		0	1	1	0	0	0	0	0	0	0	0	0-0	0-0.0
Apr 13, 2019	SYRACUSE	9-12	*		0	0	0	0	0	0	0	0	0	0	0	0-0	0-0.0
		29-31	3	0	1	1	2	1	1	0	0	0	0	0	0	0-0	0-0.0

Per-game summary

Games played: 3

Shots per game: 0.33; Goals per game: 0.33

Assists per game: 0.33; Points per game: 0.67

Shot pct:1.000; SOG pct:1.000

Faceoff W-L pct: .000

Interceptions 0; Stick checks 0; Blocks 0; Drawn charges 0

#17 Ryan O'Connell

Date	Opponent	Score	GP	GS	G	A	Pts	Sh	Sog	GW	UP	DN	GB	TO	CT	Faceoff	Pen-Min
Mar 08, 2019	MARIST	17-5	*		0	0	0	0	0	0	0	0	3	1	0	0-0	0-0.0
Mar 23, 2019	Maryland	9-16	*		0	0	0	0	0	0	0	0	3	1	0	4-7	0-0.0
Mar 30, 2019	DUKE	10-8	*		0	1	1	0	0	0	0	0	3	0	0	4-9	0-0.0
Apr 06, 2019	Virginia	10-11	*		0	0	0	0	0	0	0	0	2	0	0	4-13	0-0.0
Apr 13, 2019	SYRACUSE	9-12	*		0	0	0	1	0	0	0	0	4	0	0	5-7	0-0.0
Apr 20, 2019	Notre Dame	10-12	*		0	0	0	0	0	0	0	0	0	0	0	0-1	0-0.0
Apr 25, 2019	SYRACUSE	11-10	*		0	0	0	0	0	0	0	0	4	0	0	4-5	1-1.0
Apr 27, 2019	VIRGINIA	13-14	*		0	0	0	0	0	0	0	0	2	1	0	4-7	0-0.0
Totals		89-88	8	0	0	1	1	1	0	0	0	0	21	3	0	25-49	1-1.0

Per-game summary

Games played: 8

Shots per game: 0.12; Goals per game: 0.00

Assists per game: 0.12; Points per game: 0.12

Shot pct: .000; SOG pct: .000

Faceoff W-L pct: .510

Interceptions 0; Stick checks 0; Blocks 0; Drawn charges 0

0 Jake Peden

Date	Opponent	Score	GP	GS	G	A	Pts	Sh	Sog	GW	UP	DN	GB	TO	CT	Faceoff	Pen-Min
Feb 02, 2019	Mercer	20-9	*	*	0	0	0	0	0	0	0	0	2	0	0	0-0	0-0.0
Feb 09, 2019	FURMAN	14-10	*	*	0	0	0	0	0	0	0	0	0	0	1	0-0	0-0.0
Feb 16, 2019	HARVARD	16-11	*	*	1	0	1	1	1	0	0	0	4	0	1	0-0	0-0.0
Feb 23, 2019	JOHNS HOPKINS	10-11	*	*	0	0	0	0	0	0	0	0	1	1	0	0-0	0-0.0
Mar 02, 2019	DENVER	10-12	*	*	0	0	0	0	0	0	0	0	0	0	2	0-0	0-0.0
Mar 08, 2019	MARIST	17-5	*	*	0	0	0	1	1	0	0	0	3	0	1	0-0	1-1.0
Mar 12, 2019	BUCKNELL	12-7	*	*	0	0	0	0	0	0	0	0	2	1	2	0-0	1-1.0
Mar 17, 2019	Cleveland State	15-9	*	*	0	0	0	1	0	0	0	0	0	0	1	0-0	0-0.0
Mar 23, 2019	Maryland	9-16	*	*	0	0	0	0	0	0	0	0	0	0	1	0-0	0-0.0
Mar 30, 2019	DUKE	10-8	*	*	0	0	0	1	0	0	0	0	0	0	0	0-0	0-0.0
Apr 06, 2019	Virginia	10-11	*	*	0	0	0	0	0	0	0	0	2	0	1	0-0	0-0.0
Apr 13, 2019	SYRACUSE	9-12	*	*	0	0	0	0	0	0	0	0	1	1	0	0-0	1-1.0
Apr 20, 2019	Notre Dame	10-12	*	*	0	0	0	0	0	0	0	0	2	1	0	0-0	1-1.0
Apr 25, 2019	SYRACUSE	11-10	*	*	0	0	0	0	0	0	0	0	2	0	2	0-0	0-0.0
Apr 27, 2019	VIRGINIA	13-14	*	*	0	0	0	0	0	0	0	0	0	1	0	0-0	1-0.5
		186-157	15	15	1	0	1	4	2	0	0	0	19	5	12	0-0	5-4.5

Per-game summary

Games played: 15

Shots per game: 0.27; Goals per game: 0.07

Assists per game: 0.00; Points per game: 0.07

Shot pct: .250; SOG pct: .500

Faceoff W-L pct: .000

Interceptions 0; Stick checks 0; Blocks 0; Drawn charges 0

The Automated ScoreBook For Lacrosse
North Carolina Individual Game-by-Game
All games (as of Apr 28, 2019)

3 William Perry

Date	Opponent	Score	GP	GS	G	A	Pts	Sh	Sog	GW	UP	DN	GB	TO	CT	Faceoff	Pen-Min
Feb 02, 2019	Mercer	20-9	*	*	2	2	4	5	2	0	0	0	1	1	2	0-0	0-0.0
Feb 09, 2019	FURMAN	14-10	*	*	2	0	2	7	6	0	1	0	0	0	0	0-0	0-0.0
Feb 16, 2019	HARVARD	16-11	*	*	2	0	2	5	3	0	0	0	0	1	0	0-0	0-0.0
Feb 23, 2019	JOHNS HOPKINS	10-11	*	*	1	0	1	10	3	0	0	0	1	1	0	0-0	0-0.0
Mar 02, 2019	DENVER	10-12	*	*	4	0	4	8	4	0	2	0	0	0	1	0-0	0-0.0
Mar 08, 2019	MARIST	17-5	*	*	2	0	2	9	2	0	0	0	0	2	0	0-0	1-1.0
Mar 12, 2019	BUCKNELL	12-7	*	*	3	1	4	7	5	0	0	0	1	0	0	0-0	0-0.0
Mar 17, 2019	Cleveland State	15-9	*	*	1	0	1	10	3	0	1	0	1	2	0	0-0	0-0.0
Mar 23, 2019	Maryland	9-16	*		0	0	0	7	4	0	0	0	1	0	0	0-0	0-0.0
Mar 30, 2019	DUKE	10-8	*		0	0	0	6	2	0	0	0	0	2	0	0-0	0-0.0
Apr 06, 2019	Virginia	10-11	*		1	0	1	6	4	0	0	0	0	0	0	0-0	0-0.0
Apr 13, 2019	SYRACUSE	9-12	*		2	0	2	2	2	0	0	0	2	0	0	0-0	0-0.0
Apr 20, 2019	Notre Dame	10-12	*		2	1	3	5	3	0	0	0	0	0	0	0-0	0-0.0
Apr 25, 2019	SYRACUSE	11-10	*		2	1	3	5	4	0	1	0	0	0	0	0-0	0-0.0
Apr 27, 2019	VIRGINIA	13-14	*		2	1	3	3	3	0	1	0	1	0	0	0-0	0-0.0
		186-157	15	8	26	6	32	95	50	0	6	0	8	9	3	0-0	1-1.0

Per-game summary

Games played: 15

Shots per game: 6.33; Goals per game: 1.73

Assists per game: 0.40; Points per game: 2.13

Shot pct: .274; SOG pct: .526

Faceoff W-L pct: .000

Interceptions 0; Stick checks 0; Blocks 0; Drawn charges 0

#42 Jack Pezulla

Date	Opponent	Score	GP	GS	G	A	Pts	Sh	Sog	GW	UP	DN	GB	TO	CT	Faceoff	Pen-Min
Feb 02, 2019	Mercer	20-9	*		0	0	0	0	0	0	0	0	2	0	0	0-0	0-0.0
Feb 09, 2019	FURMAN	14-10	*		0	0	0	0	0	0	0	0	4	0	0	0-0	0-0.0
Feb 16, 2019	HARVARD	16-11	*		0	0	0	0	0	0	0	0	3	0	0	0-0	0-0.0
Feb 23, 2019	JOHNS HOPKINS	10-11	*		0	0	0	0	0	0	0	0	7	1	1	0-0	0-0.0
Mar 02, 2019	DENVER	10-12	*		0	0	0	0	0	0	0	0	1	0	0	0-0	0-0.0
Mar 30, 2019	DUKE	10-8	*		0	0	0	0	0	0	0	0	0	0	0	0-0	0-0.0
Totals		80-61	6	0	0	0	0	0	0	0	0	0	17	1	1	0-0	0-0.0

Per-game summary

Games played: 6

Shots per game: 0.00; Goals per game: 0.00

Assists per game: 0.00; Points per game: 0.00

Shot pct: .000; SOG pct: .000

Faceoff W-L pct: .000

Interceptions 0; Stick checks 0; Blocks 0; Drawn charges 0

Date	Opponent	Score	GP	GS	Minutes	GA	GAAvg	Saves	Save%	W	L	T	Faced
Feb 02, 2019	Mercer	20-9	*	*	45:00	5	6.67	4	.444	1	0	0	24
Feb 09, 2019	FURMAN	14-10	*	*	60:00	10	8.57	13	.531	2	0	0	33
Feb 16, 2019	HARVARD	16-11	*	*	60:00	11	9.45	8	.490	3	0	0	34
Feb 23, 2019	JOHNS HOPKINS	10-11	*	*	60:00	11	9.87	6	.456	3	1	0	36
Mar 02, 2019	DENVER	10-12	*	*	49:12	11	10.50	5	.429	3	2	0	34
Mar 30, 2019	DUKE	10-8	*		1:04	1	10.68	0	.424	3	2	0	1
Totals			6	5	275:16	49	10.68	36	.424	3	2	0	162

The Automated ScoreBook For Lacrosse
North Carolina Individual Game-by-Game
All games (as of Apr 28, 2019)

8 Jordan Prysko

Date	Opponent	Score	GP	GS	G	A	Pts	Sh	Sog	GW	UP	DN	GB	TO	CT	Faceoff	Pen-Min
Feb 02, 2019	Mercer	20-9	*		0	0	0	0	0	0	0	0	0	0	0	0-0	0-0.0
Mar 08, 2019	MARIST	17-5	*		0	1	1	0	0	0	0	0	0	0	0	0-0	0-0.0
Mar 17, 2019	Cleveland State	15-9	*		0	0	0	0	0	0	0	0	0	1	0	0-0	0-0.0
Mar 23, 2019	Maryland	9-16	*		0	0	0	0	0	0	0	0	0	0	0	0-0	0-0.0
Totals		61-39	4	0	0	1	1	0	0	0	0	0	0	1	0	0-0	0-0.0

Per-game summary

Games played: 4

Shots per game: 0.00; Goals per game: 0.00

Assists per game: 0.25; Points per game: 0.25

Shot pct: .000; SOG pct: .000

Faceoff W-L pct: .000

Interceptions 0; Stick checks 0; Blocks 0; Drawn charges 0

#22 Jack Rowlett

Date	Opponent	Score	GP	GS	G	A	Pts	Sh	Sog	GW	UP	DN	GB	TO	CT	Faceoff	Pen-Min
Feb 02, 2019	Mercer	20-9	*	*	1	0	1	2	1	0	0	0	0	1	1	0-0	1-0.5
Feb 09, 2019	FURMAN	14-10	*	*	0	0	0	0	0	0	0	0	0	0	0	0-0	1-1.0
Feb 16, 2019	HARVARD	16-11	*	*	0	0	0	0	0	0	0	0	7	0	7	0-0	0-0.0
Feb 23, 2019	JOHNS HOPKINS	10-11	*	*	1	0	1	1	1	0	0	0	4	1	0	0-0	0-0.0
Mar 02, 2019	DENVER	10-12	*	*	1	0	1	1	1	0	0	0	2	1	0	0-0	1-0.5
Mar 08, 2019	MARIST	17-5	*	*	0	0	0	0	0	0	0	0	5	0	3	0-0	0-0.0
Mar 12, 2019	BUCKNELL	12-7	*	*	0	0	0	1	0	0	0	0	3	1	1	0-0	0-0.0
Mar 17, 2019	Cleveland State	15-9	*	*	1	0	1	1	1	0	0	0	1	1	2	0-0	1-1.0
Mar 23, 2019	Maryland	9-16	*	*	0	0	0	0	0	0	0	0	3	0	2	0-2	1-1.0
Mar 30, 2019	DUKE	10-8	*	*	0	0	0	2	1	0	0	0	5	0	2	0-0	2-2.0
Apr 06, 2019	Virginia	10-11	*	*	0	0	0	2	2	0	0	0	4	2	1	0-0	1-1.0
Apr 13, 2019	SYRACUSE	9-12	*	*	0	0	0	1	0	0	0	0	3	1	2	0-0	0-0.0
Apr 20, 2019	Notre Dame	10-12	*	*	0	0	0	0	0	0	0	0	3	2	1	0-0	2-1.5
Apr 25, 2019	SYRACUSE	11-10	*	*	0	0	0	1	0	0	0	0	1	0	1	0-0	1-1.0
Apr 27, 2019	VIRGINIA	13-14	*	*	0	0	0	3	0	0	0	0	2	1	0	0-0	2-1.5
		186-157	15	15	4	0	4	15	7	0	0	0	43	11	23	0-2	13-11.0

Per-game summary

Games played: 15

Shots per game: 1.00; Goals per game: 0.27

Assists per game: 0.00; Points per game: 0.27

Shot pct: .267; SOG pct: .467

Faceoff W-L pct: .000

Interceptions 0; Stick checks 0; Blocks 0; Drawn charges 0

The Automated ScoreBook For Lacrosse
North Carolina Individual Game-by-Game
All games (as of Apr 28, 2019)

#45 Ha. Schertzinger

Date	Opponent	Score	GP	GS	G	A	Pts	Sh	Sog	GW	UP	DN	GB	TO	CT	Faceoff	Pen-Min
Feb 02, 2019	Mercer	20-9	*		0	0	0	0	0	0	0	0	0	2	0	0-0	0-0.0
Feb 09, 2019	FURMAN	14-10	*		0	0	0	0	0	0	0	0	0	0	0	0-0	0-0.0
Feb 16, 2019	HARVARD	16-11	*		0	0	0	1	1	0	0	0	0	0	0	0-0	0-0.0
Feb 23, 2019	JOHNS HOPKINS	10-11	*		0	0	0	0	0	0	0	0	0	0	1	0-0	0-0.0
Mar 02, 2019	DENVER	10-12	*		0	0	0	0	0	0	0	0	3	0	0	0-0	0-0.0
Mar 08, 2019	MARIST	17-5	*		1	1	2	1	1	0	0	0	1	0	1	0-0	0-0.0
Mar 12, 2019	BUCKNELL	12-7	*		0	0	0	0	0	0	0	0	0	0	0	0-0	0-0.0
Mar 17, 2019	Cleveland State	15-9	*		1	0	1	2	1	0	0	0	3	0	0	0-0	0-0.0
Mar 23, 2019	Maryland	9-16	*		0	0	0	1	1	0	0	0	0	0	0	0-0	1-0.5
Mar 30, 2019	DUKE	10-8	*		0	0	0	0	0	0	0	0	0	0	0	0-0	0-0.0
Apr 06, 2019	Virginia	10-11	*		0	0	0	0	0	0	0	0	0	0	0	0-0	0-0.0
Apr 13, 2019	SYRACUSE	9-12	*		0	0	0	0	0	0	0	0	1	0	0	0-0	0-0.0
Apr 20, 2019	Notre Dame	10-12	*		0	0	0	0	0	0	0	0	0	1	1	0-0	0-0.0
Apr 25, 2019	SYRACUSE	11-10	*		0	0	0	1	1	0	0	0	2	0	0	0-0	0-0.0
Apr 27, 2019	VIRGINIA	13-14	*		0	0	0	0	0	0	0	0	0	0	0	0-0	1-0.5
		186-157	15	0	2	1	3	6	5	0	0	0	10	3	3	0-0	2-1.0

Per-game summary

Games played: 15

Shots per game: 0.40; Goals per game: 0.13

Assists per game: 0.07; Points per game: 0.20

Shot pct: .333; SOG pct: .833

Faceoff W-L pct: .000

Interceptions 0; Stick checks 0; Blocks 0; Drawn charges 0

#44 Henry Schertzinger

Date	Opponent	Score	GP	GS	G	A	Pts	Sh	Sog	GW	UP	DN	GB	TO	CT	Faceoff	Pen-Min
Feb 02, 2019	Mercer	20-9	*		1	0	1	2	1	0	0	0	0	0	0	0-0	0-0.0
Feb 09, 2019	FURMAN	14-10	*		0	0	0	0	0	0	0	0	0	1	0	0-0	1-0.5
Feb 16, 2019	HARVARD	16-11	*		2	0	2	3	2	0	0	0	0	0	0	0-0	0-0.0
Feb 23, 2019	JOHNS HOPKINS	10-11	*		0	0	0	3	0	0	0	0	1	0	0	0-0	0-0.0
Mar 02, 2019	DENVER	10-12	*		0	0	0	2	0	0	0	0	2	0	0	0-0	0-0.0
Mar 08, 2019	MARIST	17-5	*		1	0	1	5	3	1	0	0	3	2	3	0-0	0-0.0
Mar 17, 2019	Cleveland State	15-9	*		0	0	0	1	1	0	0	0	2	1	0	0-0	1-0.5
Mar 23, 2019	Maryland	9-16	*		0	0	0	0	0	0	0	0	0	0	0	0-0	0-0.0
Mar 30, 2019	DUKE	10-8	*		0	0	0	3	2	0	0	0	0	1	0	0-0	0-0.0
Apr 06, 2019	Virginia	10-11	*		0	0	0	1	0	0	0	0	0	0	0	0-0	0-0.0
Apr 13, 2019	SYRACUSE	9-12	*		0	0	0	1	0	0	0	0	0	0	0	0-0	0-0.0
Apr 20, 2019	Notre Dame	10-12	*		0	0	0	0	0	0	0	0	0	0	0	0-0	0-0.0
Totals		150-126	12	0	4	0	4	21	9	1	0	0	8	5	3	0-0	2-1.0

Per-game summary

Games played: 12

Shots per game: 1.75; Goals per game: 0.33

Assists per game: 0.00; Points per game: 0.33

Shot pct: .190; SOG pct: .429

Faceoff W-L pct: .000

Interceptions 0; Stick checks 0; Blocks 0; Drawn charges 0

The Automated ScoreBook For Lacrosse
North Carolina Individual Game-by-Game
All games (as of Apr 28, 2019)

#99 Tyler Seminetta

Date	Opponent	Score	GP	GS	G	A	Pts	Sh	Sog	GW	UP	DN	GB	TO	CT	Faceoff	Pen-Min
Feb 02, 2019	Mercer	20-9	*		0	0	0	0	0	0	0	0	0	0	0	0-0	0-0.0
		20-9	1	0	0	0	0	0	0	0	0	0	0	0	0	0-0	0-0.0

Per-game summary

Games played: 1

Shots per game: 0.00; Goals per game: 0.00

Assists per game: 0.00; Points per game: 0.00

Shot pct: .000; SOG pct: .000

Faceoff W-L pct: .000

Interceptions 0; Stick checks 0; Blocks 0; Drawn charges 0

#36 Paddy Sheehan

Date	Opponent	Score	GP	GS	G	A	Pts	Sh	Sog	GW	UP	DN	GB	TO	CT	Faceoff	Pen-Min
Feb 02, 2019	Mercer	20-9	*		0	0	0	0	0	0	0	0	0	0	0	0-0	0-0.0
Mar 08, 2019	MARIST	17-5	*		0	0	0	0	0	0	0	0	0	0	0	0-0	0-0.0
Totals		37-14	2	0	0	0	0	0	0	0	0	0	0	0	0	0-0	0-0.0

Per-game summary

Games played: 2

Shots per game: 0.00; Goals per game: 0.00

Assists per game: 0.00; Points per game: 0.00

Shot pct: .000; SOG pct: .000

Faceoff W-L pct: .000

Interceptions 0; Stick checks 0; Blocks 0; Drawn charges 0

5 Nicky Solomon

Date	Opponent	Score	GP	GS	G	A	Pts	Sh	Sog	GW	UP	DN	GB	TO	CT	Faceoff	Pen-Min
Feb 02, 2019	Mercer	20-9	*	*	2	1	3	5	4	0	0	0	1	1	1	0-0	0-0.0
Feb 09, 2019	FURMAN	14-10	*	*	1	0	1	5	3	0	0	0	1	2	0	0-0	0-0.0
Feb 16, 2019	HARVARD	16-11	*	*	1	1	2	5	5	0	0	0	0	0	1	0-0	0-0.0
Feb 23, 2019	JOHNS HOPKINS	10-11	*	*	1	1	2	2	1	0	0	0	2	1	0	0-0	0-0.0
Mar 02, 2019	DENVER	10-12	*	*	2	0	2	5	4	0	0	1	3	1	1	0-0	0-0.0
Mar 08, 2019	MARIST	17-5	*	*	1	3	4	4	2	0	0	0	3	0	2	0-0	0-0.0
Mar 12, 2019	BUCKNELL	12-7	*	*	2	0	2	4	4	0	0	0	0	1	0	0-0	0-0.0
Mar 17, 2019	Cleveland State	15-9	*	*	1	0	1	2	1	0	0	0	0	3	1	0-0	2-1.0
Mar 23, 2019	Maryland	9-16	*	*	1	1	2	5	2	0	0	0	2	2	1	0-0	0-0.0
Mar 30, 2019	DUKE	10-8	*	*	1	1	2	5	2	0	0	0	1	1	0	0-0	0-0.0
Apr 06, 2019	Virginia	10-11	*	*	3	0	3	6	4	0	0	0	1	1	0	0-0	0-0.0
Apr 13, 2019	SYRACUSE	9-12	*	*	2	1	3	2	2	0	0	0	0	1	0	0-0	1-1.0
Apr 20, 2019	Notre Dame	10-12	*	*	1	0	1	1	1	0	0	0	1	0	0	0-0	0-0.0
Apr 25, 2019	SYRACUSE	11-10	*	*	1	1	2	5	3	0	0	0	1	1	1	0-0	1-1.0
Apr 27, 2019	VIRGINIA	13-14	*	*	0	0	0	2	1	0	0	0	0	0	0	0-0	1-0.5
		186-157	15	15	20	10	30	58	39	0	0	1	16	15	8	0-0	5-3.5

Per-game summary

Games played: 15

Shots per game: 3.87; Goals per game: 1.33

Assists per game: 0.67; Points per game: 2.00

Shot pct: .345; SOG pct: .672

Faceoff W-L pct: .000

Interceptions 0; Stick checks 0; Blocks 0; Drawn charges 0

The Automated ScoreBook For Lacrosse
North Carolina Individual Game-by-Game
All games (as of Apr 28, 2019)

#TM TEAM

Date	Opponent	Score	GP	GS	G	A	Pts	Sh	Sog	GW	UP	DN	GB	TO	CT	Faceoff	Pen-Min
Feb 02, 2019	Mercer	20-9	*		0	0	0	0	0	0	0	0	0	1	1	0-0	0-0.0
Feb 09, 2019	FURMAN	14-10	*		0	0	0	0	0	0	0	0	0	3	0	0-0	0-0.0
Feb 16, 2019	HARVARD	16-11	*		0	0	0	0	0	0	0	0	0	1	0	0-0	0-0.0
Feb 23, 2019	JOHNS HOPKINS	10-11	*		0	0	0	0	0	0	0	0	0	1	0	0-0	1-0.5
Mar 02, 2019	DENVER	10-12	*		0	0	0	0	0	0	0	0	0	2	0	0-0	0-0.0
Mar 08, 2019	MARIST	17-5	*		0	0	0	0	0	0	0	0	0	1	0	0-0	0-0.0
Mar 12, 2019	BUCKNELL	12-7	*		0	0	0	0	0	0	0	0	0	2	0	0-0	1-0.5
Mar 23, 2019	Maryland	9-16	*		0	0	0	0	0	0	0	0	0	1	0	0-0	0-0.0
Mar 30, 2019	DUKE	10-8	*		0	0	0	0	0	0	0	0	0	0	0	0-0	2-1.0
Apr 06, 2019	Virginia	10-11	*		0	0	0	0	0	0	0	0	0	4	0	0-0	1-0.5
Apr 13, 2019	SYRACUSE	9-12	*		0	0	0	0	0	0	0	0	0	1	0	0-0	0-0.0
Apr 20, 2019	Notre Dame	10-12	*		0	0	0	0	0	0	0	0	0	4	0	0-0	0-0.0
Apr 25, 2019	SYRACUSE	11-10	*		0	0	0	0	0	0	0	0	0	2	0	0-0	0-0.0
Apr 27, 2019	VIRGINIA	13-14	*		0	0	0	0	0	0	0	0	0	4	0	0-0	0-0.0
Totals		171-148	14	0	0	0	0	0	0	0	0	0	0	27	1	0-0	5-2.5

Per-game summary

Games played: 14

Shots per game: 0.00; Goals per game: 0.00

Assists per game: 0.00; Points per game: 0.00

Shot pct: .000; SOG pct: .000

Faceoff W-L pct: .000

Interceptions 0; Stick checks 0; Blocks 0; Drawn charges 0

1 Alex Trippi

Date	Opponent	Score	GP	GS	G	A	Pts	Sh	Sog	GW	UP	DN	GB	TO	CT	Faceoff	Pen-Min
Feb 02, 2019	Mercer	20-9	*		1	0	1	5	3	0	0	0	0	1	0	0-0	1-0.5
Feb 09, 2019	FURMAN	14-10	*		3	0	3	7	6	0	0	0	0	0	0	0-0	0-0.0
Feb 16, 2019	HARVARD	16-11	*		0	1	1	3	2	0	0	0	0	1	0	0-0	0-0.0
Feb 23, 2019	JOHNS HOPKINS	10-11	*		0	1	1	1	0	0	0	0	0	1	0	0-0	0-0.0
Mar 02, 2019	DENVER	10-12	*		0	0	0	1	0	0	0	0	1	0	0	0-0	0-0.0
Mar 08, 2019	MARIST	17-5	*		1	1	2	3	3	0	0	0	2	0	0	0-0	0-0.0
Mar 12, 2019	BUCKNELL	12-7	*		0	0	0	1	1	0	0	0	0	1	0	0-0	0-0.0
Mar 17, 2019	Cleveland State	15-9	*		2	0	2	5	3	1	0	0	0	0	0	0-0	0-0.0
Mar 23, 2019	Maryland	9-16	*	*	2	0	2	2	2	0	0	0	0	0	0	0-0	0-0.0
Mar 30, 2019	DUKE	10-8	*	*	1	0	1	3	2	0	0	0	0	0	0	0-0	0-0.0
Apr 06, 2019	Virginia	10-11	*	*	1	1	2	2	2	0	0	0	0	0	0	0-0	0-0.0
Apr 13, 2019	SYRACUSE	9-12	*	*	1	0	1	5	4	0	0	0	2	0	0	0-0	0-0.0
Apr 20, 2019	Notre Dame	10-12	*	*	0	0	0	3	2	0	0	0	0	1	0	0-0	0-0.0
Apr 25, 2019	SYRACUSE	11-10	*	*	0	0	0	0	0	0	0	0	0	1	0	0-0	0-0.0
Apr 27, 2019	VIRGINIA	13-14	*	*	2	1	3	3	3	0	0	0	1	0	0	0-0	0-0.0
		186-157	15	7	14	5	19	44	33	1	0	0	6	6	0	0-0	1-0.5

Per-game summary

Games played: 15

Shots per game: 2.93; Goals per game: 0.93

Assists per game: 0.33; Points per game: 1.27

Shot pct: .318; SOG pct: .750

Faceoff W-L pct: .000

Interceptions 0; Stick checks 0; Blocks 0; Drawn charges 0

The Automated ScoreBook For Lacrosse
North Carolina Individual Game-by-Game
All games (as of Apr 28, 2019)

#35 Zachary Tucci

Date	Opponent	Score	GP	GS	G	A	Pts	Sh	Sog	GW	UP	DN	GB	TO	CT	Faceoff	Pen-Min
Feb 02, 2019	Mercer	20-9	*		0	0	0	1	0	0	0	0	4	0	0	16-30	0-0.0
Feb 09, 2019	FURMAN	14-10	*		0	0	0	2	1	0	0	0	10	0	0	21-27	2-1.5
Feb 16, 2019	HARVARD	16-11	*		0	1	1	0	0	0	0	0	11	1	1	17-31	0-0.0
Feb 23, 2019	JOHNS HOPKINS	10-11	*		0	0	0	0	0	0	0	0	1	0	0	12-24	0-0.0
Mar 02, 2019	DENVER	10-12	*		0	0	0	0	0	0	0	0	5	2	0	15-22	0-0.0
Mar 08, 2019	MARIST	17-5	*		0	0	0	0	0	0	0	0	2	0	1	12-24	0-0.0
Mar 12, 2019	BUCKNELL	12-7	*		0	0	0	1	0	0	0	0	4	0	0	10-22	0-0.0
Mar 17, 2019	Cleveland State	15-9	*		1	0	1	2	2	0	0	0	5	0	0	15-28	1-0.5
Mar 23, 2019	Maryland	9-16	*		0	0	0	0	0	0	0	0	0	0	0	3-18	0-0.0
Mar 30, 2019	DUKE	10-8	*		0	0	0	0	0	0	0	0	3	0	0	9-13	0-0.0
Apr 06, 2019	Virginia	10-11	*		0	0	0	0	0	0	0	0	0	0	0	2-9	0-0.0
Apr 13, 2019	SYRACUSE	9-12	*		0	0	0	0	0	0	0	0	2	0	0	4-15	0-0.0
Apr 20, 2019	Notre Dame	10-12	*		0	0	0	0	0	0	0	0	2	0	0	8-24	0-0.0
Apr 25, 2019	SYRACUSE	11-10	*		1	0	1	2	2	0	0	0	4	0	0	10-19	1-0.5
Apr 27, 2019	VIRGINIA	13-14	*		1	0	1	1	1	0	0	0	2	1	0	10-22	0-0.0
		186-157	15	0	3	1	4	9	6	0	0	0	55	4	2	164-328	4-2.5

Per-game summary

Games played: 15

Shots per game: 0.60; Goals per game: 0.20

Assists per game: 0.07; Points per game: 0.27

Shot pct: .333; SOG pct: .667

Faceoff W-L pct: .500

Interceptions 0; Stick checks 0; Blocks 0; Drawn charges 0

#50 Kevin Walker

Date	Opponent	Score	GP	GS	G	A	Pts	Sh	Sog	GW	UP	DN	GB	TO	CT	Faceoff	Pen-Min
Feb 02, 2019	Mercer	20-9	*		0	0	0	0	0	0	0	0	1	0	0	0-0	0-0.0
Feb 09, 2019	FURMAN	14-10	*		0	0	0	0	0	0	0	0	0	0	0	0-0	0-0.0
Feb 16, 2019	HARVARD	16-11	*		0	0	0	0	0	0	0	0	0	0	0	0-0	0-0.0
Feb 23, 2019	JOHNS HOPKINS	10-11	*		0	0	0	0	0	0	0	0	1	0	0	0-0	0-0.0
Mar 02, 2019	DENVER	10-12	*		0	0	0	0	0	0	0	0	0	0	0	0-0	0-0.0
Mar 08, 2019	MARIST	17-5	*		0	0	0	0	0	0	0	0	0	0	0	0-0	0-0.0
Mar 12, 2019	BUCKNELL	12-7	*		0	0	0	0	0	0	0	0	0	0	0	0-0	0-0.0
Mar 17, 2019	Cleveland State	15-9	*		0	0	0	0	0	0	0	0	0	0	0	0-0	0-0.0
Mar 23, 2019	Maryland	9-16	*		0	0	0	0	0	0	0	0	1	0	0	0-0	0-0.0
Mar 30, 2019	DUKE	10-8	*		0	0	0	0	0	0	0	0	0	0	0	0-0	0-0.0
Apr 06, 2019	Virginia	10-11	*		0	0	0	0	0	0	0	0	0	0	0	0-0	0-0.0
Apr 13, 2019	SYRACUSE	9-12	*		0	0	0	0	0	0	0	0	0	0	0	0-0	0-0.0
Apr 20, 2019	Notre Dame	10-12	*		0	0	0	0	0	0	0	0	0	0	0	0-0	0-0.0
Apr 25, 2019	SYRACUSE	11-10	*		0	0	0	0	0	0	0	0	0	0	1	0-0	0-0.0
Apr 27, 2019	VIRGINIA	13-14	*		0	0	0	0	0	0	0	0	0	0	1	0-0	0-0.0
		186-157	15	0	0	0	0	0	0	0	0	0	3	0	2	0-0	0-0.0

Per-game summary

Games played: 15

Shots per game: 0.00; Goals per game: 0.00

Assists per game: 0.00; Points per game: 0.00

Shot pct: .000; SOG pct: .000

Faceoff W-L pct: .000

Interceptions 0; Stick checks 0; Blocks 0; Drawn charges 0

The Automated ScoreBook For Lacrosse
North Carolina Game Results
All games (as of Apr 28, 2019)

Date	Opponent		Score	Overall	Conf	Site	Att.	Goalie
Feb 02	vs Mercer	W	20-9	1-0-0	0-0-0	Roswell, Ga.	1022	Jack Pezzulla (1-0)
Feb 09	FURMAN	W	14-10	2-0-0	0-0-0	Chapel Hill, N.C.	334	Jack Pezzulla (2-0)
Feb 16	HARVARD	W	16-11	3-0-0	0-0-0	Chapel Hill, N.C.	173	Jack Pezzulla (3-0)
Feb 23	JOHNS HOPKINS	L	10-11	3-1-0	0-0-0	Chapel Hill, N.C.	204	Jack Pezzulla (3-1)
Mar 02	#8 DENVER	L	10-12	3-2-0	0-0-0	Chapel Hill, N.C.	1521	Jack Pezzulla (3-2)
Mar 08	MARIST	W	17-5	4-2-0	0-0-0	Chapel Hill, N.C.	604	Alex Bassil (1-0)
Mar 12	BUCKNELL	W	12-7	5-2-0	0-0-0	Chapel Hill, N.C.	415	Alex Bassil (2-0)
Mar 17	vs Cleveland State	W	15-9	6-2-0	0-0-0	Sparks, Md.	750	Alex Bassil (3-0)
Mar 23	at #4 Maryland	L	9-16	6-3-0	0-0-0	College Park, Md.	3757	Alex Bassil (6-3)
* Mar 30	#5 DUKE	W	10-8	7-3-0	1-0-0	Chapel Hill, N.C.	3734	Caton Johnson (1-0)
* Apr 06	at #4 Virginia	L	10-11	7-4-0	1-1-0	Charlottesville, Va.	3086	Caton Johnson (1-1)
* Apr 13	#11 SYRACUSE	L	9-12	7-5-0	1-2-0	Chapel Hill, N.C.	2547	Caton Johnson (1-2)
* Apr 20	at #11 Notre Dame	L	10-12	7-6-0	1-3-0	Notre Dame, Ind.	1612	Caton Johnson (1-3)
Apr 25	#7 SYRACUSE	W	11-10	8-6-0	1-3-0	Chapel Hill, N.C.	942	Caton Johnson (2-3)
Apr 27	#6 VIRGINIA	L	13-14	8-7-0	1-3-0	Chapel Hill, N.C.	2212	Caton Johnson (2-4)

Team Record	W-L-T	Attendance	Dates	Total	Average
Overall:	8-7	Total:	15	22913	1528
Conference:	1-3	Home:	10	12686	1269
Home:	6-4	Away:	3	8455	2818
Away:	0-3	Neutral:	2	1772	886
Neutral:	2-0				
Overtime:	0-0				

The Automated ScoreBook For Lacrosse
North Carolina Overall Team Statistics
All games (as of Apr 28, 2019)

Overall: 8-7 Conf: 1-3 Home: 6-4 Away: 0-3 Neut: 2-0

TEAM STATISTICS	NC	OPP
SHOT STATISTICS		
Goals-Shot attempts	186-609	157-559
Goals scored per game	12.40	10.47
Shot pct.	.305	.281
Shots on goal-Attempts	378-609	316-559
SOG pct.	.621	.565
Shots/Game	40.6	37.3
Assists	93	94
MAN-UP OPPORTUNITIES		
Goals-Opportunities	22-55	21-75
Conversion Percent	.400	.280
GOAL BREAKDOWN		
Total Goals	186	157
Man-up	22	21
Man-down	2	0
Unassisted	93	63
Overtime	0	0
Goals scored average	12.41	10.47
GROUND BALLS	477	477
TURNOVERS	220	258
CAUSED TURNOVERS	118	98
FACEOFFS (W-L)	191-392	201-392
Faceoff W-L Pct.	.487	.513
CLEARs	229-273	231-295
Clear Pct.	.839	.783
PENALTIES		
Number	82	58
Minutes	66:00	43:00
SHOT CLOCK VIOLATIONS	11	16
ATTENDANCE		
Total	12686	8455
Dates/Avg Per Date	10/1269	3/2818
Neutral Site #/Avg	2/886	

Goals by Period	1st	2nd	3rd	4th	Total
North Carolina	52	41	44	49	186
Opponents	38	29	48	42	157

Saves by Period	1st	2nd	3rd	4th	Total
North Carolina	43	38	34	44	159
Opponents	43	61	46	42	192

Shots by Period	1st	2nd	3rd	4th	Total
North Carolina	154	163	155	137	609
Opponents	153	121	143	142	559

Shots on Goal	1st	2nd	3rd	4th	Total
North Carolina	95	102	90	91	378
Opponents	81	67	82	86	316

The Automated ScoreBook For Lacrosse
North Carolina Overall Individual Statistics
All games (as of Apr 28, 2019)

Overall: 8-7 Conf: 1-3 Home: 6-4 Away: 0-3 Neut: 2-0

##	Player	gp-gs	g	a	pts	sh	sh%	sog	sog%	gw	up	dn	gb	t/o	ct	faceoff	pct	pen-min
15	Timmy Kelly	15-15	20	16	36	67	.299	42	.627	0	4	0	17	19	2	-	-	1-0.5
3	William Perry	15-8	26	6	32	95	.274	50	.526	0	6	0	8	9	3	-	-	1-1.0
12	Andy Matthews	15-14	13	19	32	29	.448	20	.690	2	1	0	25	16	2	-	-	3-2.0
5	Nicky Solomon	15-15	20	10	30	58	.345	39	.672	0	0	1	16	15	8	-	-	5-3.5
21	Justin Anderson	15-15	19	6	25	72	.264	48	.667	0	6	1	19	20	7	-	-	10-9.0
77	Tanner Cook	15-0	15	7	22	41	.366	26	.634	1	3	0	6	10	1	-	-	6-6.0
1	Alex Trippi	15-7	14	5	19	44	.318	33	.750	1	0	0	6	6	0	-	-	1-0.5
19	Brian Cameron	15-1	12	5	17	34	.353	22	.647	0	1	0	18	5	3	-	-	1-1.0
9	Jacob Kelly	15-15	11	6	17	53	.208	28	.528	0	0	0	14	16	4	-	-	3-2.0
32	Matt Gavin	11-0	8	3	11	25	.320	18	.720	1	0	0	4	5	0	-	-	1-1.0
24	Ara Atayan	9-0	7	3	10	16	.438	12	.750	1	0	0	3	3	1	-	-	-
44	Henry Schertzing	12-0	4	0	4	21	.190	9	.429	1	0	0	8	5	3	-	-	2-1.0
22	Jack Rowlett	15-15	4	0	4	15	.267	7	.467	0	0	0	43	11	23	0-2	.000	13-11.0
35	Zachary Tucci	15-0	3	1	4	9	.333	6	.667	0	0	0	55	4	2	164-328	.500	4-2.5
45	Ha. Schertzing	15-0	2	1	3	6	.333	5	.833	0	0	0	10	3	3	-	-	2-1.0
23	Parker Alexander	15-0	2	0	2	6	.333	4	.667	0	0	0	9	6	7	-	-	4-4.5
30	Bailey Laidman	3-0	2	0	2	4	.500	2	.500	0	1	0	0	0	0	-	-	-
4	Jack Halpert	15-0	1	1	2	3	.333	1	.333	0	0	0	51	6	7	-	-	4-2.5
34	Will Nicklaus	3-0	1	1	2	1	1.000	1	1.000	0	0	0	0	0	0	-	-	-
0	Jake Peden	15-15	1	0	1	4	.250	2	.500	0	0	0	19	5	12	-	-	5-4.5
88	Evan Egan	9-2	1	0	1	1	1.000	1	1.000	1	0	0	6	0	2	-	-	1-1.0
28	Cam Macri	15-0	0	1	1	1	.000	0	.000	0	0	0	13	3	0	-	-	1-1.0
17	Ryan O'Connell	8-0	0	1	1	1	.000	0	.000	0	0	0	21	3	0	25-49	.510	1-1.0
8	Jordan Prysko	4-0	0	1	1	0	.000	0	.000	0	0	0	0	1	0	-	-	-
2	Jesse Cuccia	3-0	0	0	0	2	.000	2	1.000	0	0	0	0	1	1	-	-	-
31	Connor Maher	13-0	0	0	0	1	.000	0	.000	0	0	0	32	9	9	-	-	2-1.5
99	Tyler Seminetta	1-0	0	0	0	0	.000	0	.000	0	0	0	0	0	0	-	-	-
55	Cole Brown	1-0	0	0	0	0	.000	0	.000	0	0	0	0	0	0	-	-	-
50	Kevin Walker	15-0	0	0	0	0	.000	0	.000	0	0	0	3	0	2	-	-	-
49	Matt McLaughlin	2-0	0	0	0	0	.000	0	.000	0	0	0	0	0	0	-	-	-
48	Alex Bassil	6-4	0	0	0	0	.000	0	.000	0	0	0	15	2	1	-	-	1-1.0
46	Alex Helms	3-0	0	0	0	0	.000	0	.000	0	0	0	2	0	0	-	-	-
43	Michael Nathan	13-13	0	0	0	0	.000	0	.000	0	0	0	22	4	12	-	-	3-3.0
42	Jack Pezzulla	6-5	0	0	0	0	.000	0	.000	0	0	0	17	1	1	-	-	-
41	Colin Munro	5-0	0	0	0	0	.000	0	.000	0	0	0	0	0	0	-	-	-
40	Cole Haverty	12-0	0	0	0	0	.000	0	.000	0	0	0	3	0	1	0-3	.000	1-0.5
36	Paddy Sheehan	2-0	0	0	0	0	.000	0	.000	0	0	0	0	0	0	-	-	-
29	Patrick Lyons	2-0	0	0	0	0	.000	0	.000	0	0	0	0	0	0	-	-	-
26	Charles Kelly	5-0	0	0	0	0	.000	0	.000	0	0	0	0	0	0	2-10	.200	-
25	Caton Johnson	9-6	0	0	0	0	.000	0	.000	0	0	0	12	4	0	-	-	1-1.0
6	Mike Guerin	3-0	0	0	0	0	.000	0	.000	0	0	0	0	1	0	-	-	-
Total		15	186	93	279	609	.305	378	.621	8	22	2	477	220	118	191-392	.487	82-66.0
Opponents		15	157	94	251	559	.281	316	.565	7	21	0	477	258	98	201-392	.513	58-43.0

##	Goalie	gp-gs	min	ga	gaavg	saves	pct	w	l	t	shots faced
48	Alex Bassil	6-4	257:15	40	9.33	42	.512	3	1	0	132
42	Jack Pezzulla	6-5	275:16	49	10.68	36	.424	3	2	0	162
25	Caton Johnson	9-6	367:01	68	11.12	81	.544	2	4	0	265
Total		15	899:32	157	10.47	159	.503	8	7	0	559
Opponents		15	899:32	186	12.41	192	.508	7	8	0	609

Goals by Period	1st	2nd	3rd	4th	Total
North Carolina	52	41	44	49	186
Opponents	38	29	48	42	157

Saves by Period	1st	2nd	3rd	4th	Total
North Carolina	43	38	34	44	159
Opponents	43	61	46	42	192

Shots by Period	1st	2nd	3rd	4th	Total
North Carolina	154	163	155	137	609
Opponents	153	121	143	142	559

Attendance Summary	NC	Opponent
Total	12686	8455
Dates/Avg Per Date	10/1269	3/2818
Neutral Site #/Avg	2/886	

Shots on Goal	1st	2nd	3rd	4th	Total
North Carolina	95	102	90	91	378
Opponents	81	67	82	86	316

CLEARs: North Carolina -- 229-273 .839, Opponents -- 231-295 .783.
MAN-UP OPPs: North Carolina -- 22-55 .400, Opponents -- 21-75 .280.