

## TEAM RECORDS: SINGLE GAME



**Ed Cota scored the winner in the 45-44 win at NC State in 1997, UNC's fewest points in the shot clock era.**

\*ACC Tournament game  
^NCAA Tournament game  
~NIT game

**MOST POINTS SCORED**

129 vs. VMI, Dec. 17, 1994 (129-89)  
129 vs. Manhattan, Dec. 27, 1985 (129-45) in Miami, Fla.  
128 vs. Dartmouth, Dec. 5, 1972 (128-86) in Greensboro  
127 vs. Rice, Dec. 2, 1971 (127-69)  
127 vs. Richmond, Dec. 8, 1965 (127-76)

**MOST POINTS SCORED IN A HALF**

77 vs. VMI, Dec. 17, 1994 (1st half: 77-42)

**FEWEST POINTS SCORED IN A HALF**

0 at Duke, Feb. 24, 1979 (1st half: 0-7)

**LARGEST HALFTIME LEAD**

47 vs. Florida Atlantic, Dec. 19, 2006 (65-18)

**LARGEST MARGIN OF VICTORY**

84 vs. Manhattan, Dec. 27, 1985 (129-45) in Miami, Fla. (ACC record)  
69 vs. Davidson, Feb. 7, 1945 (89-20)  
68 vs. UNC Asheville, Nov. 30, 2008 (116-48)  
68 vs. The Citadel, Feb. 18, 1991 (118-50)  
65 vs. Florida Southern, Dec. 1, 1969 (112-47)

**MOST POINTS SCORED IN A LOSS**

114 vs. Wake Forest, Dec. 20, 2003 (114-119, 3 OT)  
100 vs. Kentucky, Dec. 17, 2016 (100-103) in Las Vegas  
97 vs. Iowa, Jan. 7, 1989 (97-98)  
97 vs. West Virginia, Dec. 31, 1965 (97-102) in Raleigh  
96 at Florida State, Feb. 27, 1992 (96-110)  
96 vs. Wake Forest, Nov. 27, 1976 (96-97) in Greensboro  
96 vs. Duke, Jan. 3, 1975 (96-99) in Greensboro

**LARGEST MARGIN OF DEFEAT**

43 at Lynchburg Elks, Feb. 20, 1915 (20-63)  
42 at Kentucky, Jan. 9, 1950 (44-86)  
40 at Maryland, Feb. 22, 2003 (56-96)  
40 vs. NC State, Feb. 19, 1949 (39-79)  
40 vs. Virginia, Feb. 9, 1914 (27-67) in Raleigh

**FEWEST POINTS SCORED**

8 at NC State, Feb. 18, 1926 (8-17)  
13 at Roanoke, Feb. 9, 1916 (13-45)  
14 vs. Duke, Feb. 1, 1930 (14-36)  
14 at Virginia Tech, Feb. 19, 1919 (14-37)  
15 on several occasions

**FEWEST POINTS SCORED, SHOT CLOCK ERA (1985-86 to present)**

43 at Virginia, Feb. 27, 2017 (43-53)  
45 vs. Michigan State, Nov. 26, 2017 (45-63) in Portland, Ore.  
45 at Syracuse, Jan. 11, 2014 (45-57)  
45 at NC State, Feb. 12, 1997 (45-44)

46 vs. NC State, Feb. 24, 2015 (46-58)  
• 45-second clock from 1985-86 through 1992-93; 35-second clock from 1993-94 through 2014-15; 30-second clock beginning in 2015-16

**FEWEST POINTS SCORED IN ACC ERA (1953-54 to present)**

\*20 vs. Duke, March 4, 1966 (20-21) in Raleigh  
39 at NC State, Dec. 28, 1957 (39-30)  
40 at Duke, Feb. 24, 1979 (40-47)  
43 at Virginia, Feb. 27, 2017 (43-53)  
44 three times, most recently vs. Villanova, March 24, 1985 (44-56) in Birmingham, Ala.

**MOST POINTS, BOTH TEAMS**

233 vs. Wake Forest, Dec. 20, 2003 (114-119, 3OT)  
231 vs. Kentucky, Dec. 27, 1989 (121-110) in Louisville, Ky.  
^220 vs. Loyola Marymount, March 19, 1988 (123-97) in Salt Lake City, Utah  
219 at Tulane, Feb. 14, 1976 (113-106)  
218 vs. VMI, Dec. 17, 1994 (129-89)

**FEWEST POINTS, BOTH TEAMS**

24 vs. Elon, Jan. 11, 1915 (15-9)  
25 at NC State, Feb. 18, 1926 (8-17)  
29 vs. Davidson, Feb. 24, 1930 (19-10)  
32 at NC State, Feb. 12, 1927 (19-13)  
32 vs. Durham YMCA, Dec. 15, 1915 (18-14)

**FEWEST POINTS, BOTH TEAMS IN SHOT CLOCK ERA**

89 at NC State, Feb. 12, 1997 (45-44)  
92 vs. Wake Forest, Jan. 23, 1999 (52-40)  
92 vs. Princeton, Dec. 13, 1997 (50-42)  
94 vs. Boston College, Feb. 19, 2011 (48-46)  
96 at Virginia, Feb. 27, 2017 (43-53)

**MOST FIELD GOALS MADE**

57 vs. Manhattan, Dec. 27, 1985 (57 of 78) in Miami, Fla.  
56 vs. Dartmouth, Dec. 5, 1972 (56 of 93) in Greensboro  
53 vs. VMI, Dec. 17, 1994 (53 of 80)  
52 vs. Rice, Dec. 12, 1971 (52 of 76)  
52 vs. Richmond, Dec. 8, 1965 (52 of 83)

**FEWEST FIELD GOALS MADE IN ACC ERA**

\*7 vs. Duke, March 4, 1966 (7 of 15) in Raleigh  
10 at NC State, Dec. 28, 1957 (10 of 22)  
12 at Georgia Tech, Feb. 11, 1980 (12 of 32)  
15 vs. Michigan State, Nov. 26, 2017 (15 of 61) in Portland, Ore.  
\*15 vs. Duke, March 8, 2002 (15 of 29) in Charlotte  
15 at South Carolina, Feb. 20, 1971 (15 of 41)

**MOST FIELD GOAL ATTEMPTS**

102 vs. Clemson, Dec. 4, 1954 (38 of 102)  
100 vs. Virginia, Feb. 6, 1968 (51 of 100)  
97 at South Carolina, Feb. 1, 1958 (44 of 97)  
95 at Tulane, Feb. 14, 1976 (43 of 95)  
94 vs. Georgia Tech, Feb. 9, 1973 (46 of 94) in Charlotte  
94 vs. Georgia, Dec. 18, 1963 (41 of 94)

**HIGHEST FIELD GOAL PERCENTAGE**

^ .790 vs. Loyola Marymount, March 19, 1988 (49 of 62) in Salt Lake City  
.767 at Virginia, Jan. 7, 1978 (33 of 43)  
.754 vs. Old Dominion, Dec. 1, 1992 (43 of 57)  
.750 vs. Dartmouth, Dec. 21, 1983 (45 of 60)  
.736 vs. Wake Forest, Feb. 8 1986 (39 of 53)

**BEST FIELD GOAL PERCENTAGE IN A HALF**

.941 at Virginia, Jan. 7, 1978 (16 of 17, 2nd half) (NCAA Record)

**LOWEST FIELD GOAL PERCENTAGE**

.246 vs. Michigan State, Nov. 26, 2017 (15 of 61) in Portland, Ore.  
\*.253 vs. Wake Forest, March 2, 1956 (19 of 75) in Raleigh  
.253 at Alabama, Jan. 4, 1955 (19 of 75)  
.257 at NC State, Dec. 31, 1955 (19 of 74)

.276 at Georgia Tech, Jan. 16, 2011 (16 of 58)

**MOST FREE THROWS MADE**

43 vs. South Carolina, Dec. 5, 1959 (43 of 53)  
43 at NC State, Jan. 15, 1957 (43 of 51)  
41 vs. Clemson, Jan. 28, 1998 (41 of 59)  
\*37 vs. Clemson, March 11, 2005 (37 of 47) in Washington, D.C.  
37 vs. Louisville, Dec. 17, 1998 (37 of 54)  
37 at Nevada, Dec. 30, 1987 (37 of 47)  
37 vs. Syracuse, Jan. 8, 1983 (37 of 48) in Charlotte  
37 at NC State, Feb. 24, 1976 (37 of 46)  
37 at NC State, Feb. 18, 1958 (37 of 46)

**MOST FREE THROW ATTEMPTS**

59 vs. Clemson, Jan. 28, 1998 (41 of 59)  
59 at Clemson, Jan. 14, 1956 (33 of 59)  
54 vs. Louisville, Dec. 17, 1998 (37 of 54)  
54 at Duke, March 1, 1957 (36 of 54)  
53 vs. South Carolina, Dec. 5, 1959 (43 of 53)

**FEWEST FREE THROWS MADE**

2 vs. Clemson, March 2, 2004 (2 of 4)  
2 at Wake Forest, Jan. 23, 1999 (2 of 6)  
^2 vs. Utah, March 28, 1998 (2 of 7) in San Antonio, Texas  
2 vs. Duke, Jan. 17, 1990 (2 of 12)  
\*2 vs. NC State, March 8, 1987 (2 of 4) in Landover, Md.

**FEWEST FREE THROW ATTEMPTS**

^4 vs. George Mason, March 19, 2006 (4 of 4) in Dayton, Ohio  
4 vs. Clemson, March 2, 2004 (2 of 4)  
\*4 vs. NC State, March 8, 1987 (2 of 4) in Landover, Md.  
5 at Duke, March 3, 2018 (4 of 5)  
5 at Virginia Tech, Jan. 22, 2018 (5 of 5)  
5 at Maryland, Jan. 14, 1986 (5 of 5)  
5 at Virginia, Feb. 3, 1982 (4 of 5)

**HIGHEST FREE THROW PERCENTAGE (MIN. 10 ATT.)**

1.000 at Duke, March 5, 1994 (16 of 16)  
1.000 vs. Duke, March 7, 2015 (13 of 13)  
1.000 at LSU, Feb. 10, 1985 (13 of 13)  
1.000 vs. Wisconsin, Nov. 23, 2016 (12 of 12) in Lahaina, Maui  
1.000 at Georgia Tech, Jan. 29, 2000 (12 of 12)  
1.000 vs. Wake Forest, Feb. 24, 1998 (12 of 12)  
\*1.000 at Georgia Tech, March 10, 1985 (12 of 12)  
1.000 vs. Maryland, Feb. 19, 1984 (12 of 12)  
1.000 vs. Rutgers, Dec. 22, 1980 (11 of 11) in Charlotte  
.964 vs. Niagara, Dec. 30, 1978 (27 of 28) in Rochester, NY.

**LOWEST FREE THROW PERCENTAGE (MIN. 10 ATTEMPTS)**

.167 vs. Duke, Jan. 17, 1990 (2 of 12)  
.300 vs. South Florida, Dec. 3, 1979 (3 of 10) in St. Petersburg, Fla.  
.316 at Virginia, Feb. 24, 1964 (6 of 19)  
.364 at UAB, Dec. 1, 2013 (4 of 11)  
.364 at Virginia, Feb. 25, 2001 (4 of 11)  
.364 vs. Duke, Dec. 2, 1978 (4 of 11) in Greensboro


**THREE-POINT FIELD GOALS**

1982-83 distance 17 feet, 9 inches  
1986-87 through 2007-08 distance 19 feet, 9 inches  
2008-09 to present distance 20 feet, 9 inches

**MOST THREE-POINT FIELD GOALS MADE**

17 vs. Florida State, Jan. 25, 1995 (17 of 25)  
16 vs. Western Carolina, Dec. 6, 2017 (16 of 22)  
16 vs. Maryland, Feb. 3, 2009 (16 of 25)  
16 vs. North Carolina A & T, Dec. 27, 2001 (16 of 33)  
15 vs. Clemson, Jan. 16, 2018 (15 of 31)  
15 vs. Mississippi State, Nov. 19, 2012 (15 of 32) in Maui

**TEAM RECORDS: SINGLE-GAME**



Cetty Images

**Rasheed Wallace (right) and UNC scored a school-record 129 points vs. VMI on December 17, 1994.**



Bob Dornan/USA Today Images

**Carolina protected the ball and committed just four turnovers in the 2017 NCAA title game vs. Gonzaga, the second-best performance in school NCAA history.**

**FEWEST THREE-POINT FIELD GOALS MADE**

- 0 vs. Princeton, Dec. 13, 1997 (0 for 4)
- <sup>^</sup>0 vs. Alabama, March 21, 1992 (0 for 6) in Cincinnati, Ohio
- 0 at Duke, Jan. 18, 1989 (0 for 2)
- 0 at NC State, Jan. 24, 1988 (0 for 2)
- 0 vs. Fordham, Jan. 6, 1988 (0 for 1) in Greensboro
- 1 many times (most attempts with one made three-pointer is 18 vs. Michigan State, Nov. 26, 2018, in Portland, Ore.)

**MOST THREE-POINT ATTEMPTS**

- 35 vs. Davidson, Jan. 8, 2003 (13 of 35)
- 34 at Clemson, Feb. 15, 2003 (12 of 34)
- 34 vs. Wake Forest, Feb. 2, 2003 (10 of 34)
- 34 vs. Hampton, Nov. 16, 2001 (6 of 34)
- 33 vs. Duke, Feb. 8, 2018 (11 of 33)
- 33 vs. N.C. A&T, Dec. 27, 2001 (16 of 33)

**FEWEST THREE-POINT ATTEMPTS**

- 1 vs. Fordham, Jan. 6, 1988 (0 for 1) in Greensboro
- 2 at Duke, Jan. 18, 1989 (0 for 2)
- 2 at NC State, Jan. 24, 1988 (0 for 2)
- 3 vs. Duke, Feb. 5, 1998 (2 for 3)
- 3 at Duke, March 4, 1990 (1 for 3)
- 4 on seven occasions

**HIGHEST THREE-POINT PERCENTAGE (min. 5 three-pointers made)**

- .889 vs. Stetson, Dec. 3, 1986 (8 of 9)
- .875 vs. Texas, Dec. 5, 1992 (7 of 8) in Charlotte
- .857 at Virginia, Jan. 14, 1987 (6 of 7)
- .833 vs. NC State, Jan. 5, 1994 (5 of 6)
- .800 at Duke, March 5, 1983 (12 of 15)

**HIGHEST THREE-POINT PERCENTAGE (min. 10 three-pointers made)**

- .800 at Duke, March 5, 1983 (12 of 15)
- .733 vs. Wake Forest, Feb. 22, 2014 (11 of 15)
- .727 vs. Western Carolina, Dec. 6, 2017 (16 of 22)
- .706 vs. Hofstra, Nov. 18, 2010 (12 of 17) in San Juan, P.R.
- .688 at Appalachian State, Nov. 17, 2000 (11 of 16)

**HIGHEST THREE-POINT PERCENTAGE (min. 10 three-point attempts)**

- .800 at Duke, March 5, 1983 (12 of 15)
- .733 vs. Wake Forest, Feb. 22, 2014 (11 of 15)
- .727 vs. Western Carolina, Dec. 6, 2017 (16 of 22)
- .706 vs. Hofstra, Nov. 18, 2010 (12 of 17) in San Juan, P.R.
- .700 vs. Maryland, Feb. 10, 2001 (7 of 10)
- <sup>^</sup>.700 vs. Oklahoma, March 17, 1990 (7 of 10) in Austin, Texas

**HIGHEST THREE-POINT PERCENTAGE (min. 20 three-point attempts)**

- .727 vs. Western Carolina, Dec. 6, 2017 (16 of 22)
- .680 vs. Florida State, Jan. 25, 1995 (17 of 25)
- .640 vs. Maryland, Feb. 3, 2009 (16 of 25)
- .619 at Florida State, Jan. 22, 2006 (13 of 21)
- .609 at Virginia, Jan. 29, 2005 (14 of 23)

**LOWEST THREE-POINT PERCENTAGE (min. 10 three-point attempts)**

- .056 vs. Michigan State, Nov. 26, 2017 (1 of 18) in Portland, Ore.
- .063 vs. LSU, Dec. 18, 1996 (1 of 16) in Greensboro
- .071 vs. Duke, March 9, 2013 (1 of 14)
- .077 vs. Duke, Feb. 17, 2016 (1 of 13)
- .083 at UAB, Dec. 1, 2013 (1 of 12)
- .083 vs. Gardner-Webb, Nov. 9, 2012 (1 of 12)
- \*.083 vs. Wake Forest, March 10, 2000 (1 of 12) in Charlotte

**MOST REBOUNDS**

- 78 vs. Furman, Dec. 4, 1956
- 72 vs. Nicholls, Dec. 19, 2011
- 72 vs. Clemson, Dec. 4, 1954
- 69 vs. Tulane, Dec. 9, 1966
- 68 at VMI, Dec. 15, 1996
- 68 vs. LSU, Jan. 3, 1956
- 68 vs. Georgia Tech, Dec. 9, 1955 in Charlotte

**MOST OFFENSIVE REBOUNDS (STATISTIC FIRST KEPT IN 1986-87)**

- 32 at Pittsburgh, Dec. 20, 1993
- 31 vs. Nicholls, Dec. 19, 2011
- 30 vs. Mississippi Valley State, Nov. 20, 2011
- 28 vs. Boston College, Jan. 4, 2009
- 28 vs. LSU, Dec. 19, 1996 in Greensboro

**MOST DEFENSIVE REBOUNDS (STATISTIC FIRST KEPT IN 1986-87)**

- <sup>^</sup>47 vs. Loyola Marymount, March 19, 1988 in Salt Lake City, Utah
- <sup>^</sup>42 vs. Long Island, March 25, 2011 in Newark, N.J.
- 42 vs. Oregon, Nov. 25, 2008 in Maui
- <sup>^</sup>42 vs. Navy, March 15, 1998 in Hartford, Conn.
- 42 at VMI, Dec. 15, 1996

**MOST ASSISTS**

- 41 vs. Manhattan, Dec. 27, 1985 in Miami, Fla. (*ties NCAA record*)
- 41 vs. Rice, Dec. 2, 1971
- 40 at East Tennessee State, Dec. 20, 1975
- 40 vs. Dartmouth, Dec. 5, 1972 in Greensboro
- 39 vs. Howard, Nov. 29, 1975

**MOST TURNOVERS**

- 39 at Indiana, Dec. 12, 1964
- <sup>^</sup>36 vs. Drake, March 22, 1969, in Louisville, Ky.
- 34 at NC State, Feb. 15, 1966
- 29 vs. Miami, Dec. 4, 2000
- 29 vs. Temple, Feb. 21, 1988
- 29 vs. BYU, Dec. 28, 1977 in Honolulu, Hawaii

**FEWEST TURNOVERS**

- 2 vs. Duke, Feb. 8, 2018
- <sup>^</sup>2 vs. Fairfield, March 13, 1997 in Winston-Salem
- \*3 vs. Virginia, March 7, 1982 in Greensboro
- 3 at Duke, Feb. 24, 1979
- <sup>^</sup>4 vs. Gonzaga, April 3, 2017 in Phoenix (national championship game)
- <sup>^</sup>4 vs. Wisconsin, March 26, 2015 in Los Angeles
- 4 at Pitt, Feb. 14, 2015

**MOST BLOCKED SHOTS**

- 18 vs. Stanford, Dec. 20, 1985 (*ties ACC record*)
- 15 vs. Northern Kentucky, Dec. 27, 2013
- 15 at Duke, March 8, 2008
- 14 vs. VMI, Dec. 17, 1994
- 14 vs. Virginia, Feb. 19, 1994
- 14 vs. NC State, Jan. 5, 1994

**MOST STEALS**

- 23 at Tulane, Feb. 14, 1976
- 21 vs. The Citadel, Nov. 24, 1991
- 21 vs. Clemson, Jan. 5, 1977 in Greensboro
- 20 on five occasions, most recently vs. UNC Asheville, Dec. 28, 2005

**MOST PERSONAL FOULS**

- 38 vs. NC State, Jan. 19, 1954
- <sup>^</sup>36 vs. Texas A&M, March 9, 1980 in Denton, Texas
- 34 at Maryland, Feb. 17, 1971
- 33 at Louisville, Jan. 31, 2015
- \*33 vs. Maryland, March 8, 1958 in Raleigh

**FEWEST PERSONAL FOULS**

- 5 vs. Princeton, Dec. 22, 1996
- 6 vs. UNC Asheville, Dec. 28, 1995
- 6 vs. NC State, Jan. 4, 1974 in Greensboro
- 7 vs. Kent State, Jan. 2, 2008
- 7 at Virginia, Feb. 11, 1998
- 7 vs. Stetson, Dec. 3, 1987
- 7 vs. Manhattan, Dec. 27, 1985 in Miami, Fla.

**MOST OVERTIMES**

- 4 at Tulane, Feb. 14, 1976 (W, 113-106) (*ties ACC record*)
- 3 vs. Wake Forest, Dec. 20, 2003 (L, 114-119)
- 3 vs. Tulane, Nov. 30, 1982 (W, 70-68)
- 3 at Duke, March 2, 1968 (L, 86-87)
- <sup>^</sup>3 vs. Kansas, March 23, 1957 (W, 54-53) in Kansas City, Mo.
- <sup>^</sup>3 vs. Michigan State, March 22, 1957 (W, 74-70) in Kansas City, Mo.

## TEAM RECORDS: SEASON

## MOST GAMES PLAYED

40 in 2016-17 (33-7)
40 in 2015-16 (33-7)
39 in 2007-08 (36-3)
38 six times (2014-15, 2011-12, 2008-09, 2006-07, 1997-98, 1992-93)

## MOST WINS (30 or more)

36 in 2007-08 (36-3)
34 in 2008-09 (34-4)
34 in 1997-98 (34-4)
34 in 1992-93 (34-4)
33 in 2016-17 (33-7)
33 in 2015-16 (33-7)
33 in 2004-05 (33-4)
32 in 2011-12 (32-6)
32 in 1986-87 (32-4)
32 in 1981-82 (32-2)
32 in 1956-57 (32-0)
31 in 2006-07 (31-7)
30 in 1945-46 (30-5)

## MOST WINS WITHOUT A LOSS IN A SEASON

32 in 1956-57 (Ties NCAA Record w/ Indiana, 1975-76)
--

## MOST CONSECUTIVE WINS

37 (32 games in 1956-57 and five games in 1957-58) (ACC Record)
34 (1923-25)
21 (1985-86)
21 (1983-84)
20 (1967-68)

## MOST LOSSES

20 in 2001-02 (8-20)
17 in 2009-10 (20-17)
16 in 2002-03 (19-16)
15 in 1951-52 (12-15)
15 in 1950-51 (12-15)

## MOST POINTS SCORED

3,454 in 2007-08
3,413 in 2008-09
3,377 in 2016-17
3,331 in 1988-89
3,311 in 2015-16

## HIGHEST SCORING AVERAGE/GAME

91.3 in 1986-87 (3,285 points in 36 games)
90.0 in 1988-89 (3,331 points in 37 games)
89.9 in 2008-09 (3,413 points in 38 games)
89.1 in 1971-72 (2,762 points in 31 games)
88.9 in 1969-70 (2,399 points in 27 games)
88.9 in 1968-69 (2,844 points in 32 games)

## HIGHEST AVERAGE SCORING MARGIN

17.8 points in 2008-09 (89.8-72.0)
17.8 points in 1992-93 (86.1-68.3)
17.7 points in 2004-05 (88.0-70.3)
17.7 points in 1971-72 (89.1-71.4)
17.6 points in 1985-86 (86.6-69.0)

## LOWEST SCORING AVERAGE/GAME IN ACC ERA

66.7 in 1981-82 (2,269 points in 34 games)
68.5 in 1953-54 (1,439 points in 21 games)
71.4 in 1998-99 (2,428 points in 34 games)
71.8 in 1957-58 (1,867 points in 26 games)
71.9 in 1980-81 (2,660 points in 37 games)
71.9 in 1958-59 (1,797 points in 25 games)

## LOWEST SCORING AVERAGE/GAME IN SHOT CLOCK ERA

(beginning with 1985-86 season)

71.4 in 1998-99 (2,428 points in 34 games)
72.2 in 2001-02 (2,022 points in 28 games)
72.2 in 2002-03 (2,524 points in 35 games)
74.5 in 2009-10 (2,758 points in 37 games)
75.4 in 1999-2000 (2,715 points in 36 games)

## MOST POINTS ALLOWED

2,949 in 1988-89
2,828 in 2007-08
2,824 in 2016-17
2,801 in 2015-16
2,735 in 2008-09

## HIGHEST SCORING AVERAGE/GAME ALLOWED

79.7 in 1988-89 (2,949 points in 37 games)
78.9 in 2001-02 (2,208 points in 28 games)
78.8 in 1969-70 (2,128 points in 27 games)
78.0 in 1974-75 (2,417 points in 31 games)
77.9 in 1989-90 (2,650 points in 34 games)

## MOST FIELD GOALS MADE

1,250 in 2007-08 (ACC Record)
1,238 in 1986-87
1,235 in 2015-16
1,228 in 1988-89
1,226 in 2016-17

## MOST FIELD GOALS ATTEMPTED

2,633 in 2016-17
2,564 in 2007-08
2,561 in 2015-16
2,509 in 2008-09
2,473 in 2011-12

## HIGHEST FIELD GOAL PERCENTAGE

.559 in 1985-86 (1,197 of 2,140) (ACC Record)
.543 in 1983-84 (966 of 1,779)
.540 in 1984-85 (1,039 of 1,925)
.537 in 1986-87 (1,238 of 2,304)
.537 in 1976-77 (1,054 of 1,961)

## MOST FREE THROWS MADE

817 in 1956-57
739 in 2008-09
738 in 2007-08
724 in 2004-05
700 in 1971-72

## MOST FREE THROWS ATTEMPTED

1,167 in 1956-57 (ACC Record)
1,108 in 1993-94
998 in 2004-05
983 in 2008-09
975 in 2007-08

## HIGHEST FREE THROW PERCENTAGE

.783 in 1983-84 (551 of 704)
.761 in 1984-85 (569 of 748)
.758 in 1959-60 (542 of 715)
.757 in 2007-08 (738 of 975)
.752 in 2008-09 (739 of 983)

## LOWEST FREE THROW PERCENTAGE IN ACC ERA

.626 in 2013-14 (552 of 882)
.629 in 1953-54 (441 of 701)
.653 in 2009-10 (558 of 854)
.657 in 1977-78 (497 of 756)
.657 in 1963-64 (399 of 607)

## MOST THREE-POINT FIELD GOALS MADE

305 in 2017-18
290 in 2002-03
283 in 2016-17
277 in 2004-05
272 in 2012-13

## MOST THREE-POINT FIELD GOALS ATTEMPTED

849 in 2017-18
822 in 2002-03
798 in 2016-17
723 in 2012-13
687 in 2004-05

## HIGHEST THREE-POINT FIELD GOAL PERCENTAGE

.437 in 1982-83 (132 of 302)
.436 in 1986-87 (213 of 488)
.430 in 1987-88 (169 of 393)
.410 in 1994-95 (266 of 648)
.403 in 2004-05 (277 of 687)

## LOWEST THREE-POINT FIELD GOAL PERCENTAGE

.327 in 2015-16 (224 of 685)
.328 in 2010-11 (190 of 580)
.329 in 2009-10 (176 of 535)
.330 in 1993-94 (144 of 437)



J.D. Lyon Jr.

Carolina played a school-record 40 games in 2015-16 and 2016-17.

.343 in 1999-2000 (169 of 492)

## MOST REBOUNDS

1,749 in 2016-17
1,711 in 2011-12
1,695 in 2007-08
1,624 in 2015-16
1,597 in 2008-09

## HIGHEST REBOUNDING AVERAGE PER GAME

49.9 in 1960-61 (1,148 rebounds, 23 games)
48.8 in 1963-64 (1,171 rebounds, 24 games)
48.1 in 1955-56 (1,106 rebounds, 23 games)
47.2 in 1967-68 (1,511 rebounds, 32 games)
47.0 in 1966-67 (1,505 rebounds, 32 games)

## HIGHEST REBOUNDING MARGIN

12.3 in 2016-17 (43.7 to 31.4)
11.0 in 2007-08
10.8 in 1956-57
10.4 in 2011-12
9.8 in 1960-61

## MOST ASSISTS

855 in 1972-73 (ACC Record)
800 in 1985-86
788 in 1988-89
782 in 1986-87
722 in 2016-17

## HIGHEST ASSIST AVERAGE PER GAME

25.9 in 1972-73 (855 assists, 33 games) (ACC Record)
24.2 in 1973-74 (677 assists, 28 games)
23.5 in 1985-86 (800 assists, 34 games)
22.0 in 1971-72 (683 assists, 31 games)
21.7 in 1986-87 (782 assists, 36 games)

## MOST BLOCKED SHOTS

221 in 2011-12
219 in 1993-94
209 in 2009-10
204 in 2010-11
196 in 2008-09

## MOST STEALS

362 in 2004-05
357 in 1992-93
356 in 1976-77
325 in 2008-09
319 in 1986-87

## MOST PERSONAL FOULS

738 in 2014-15
718 in 2015-16
712 in 2016-17
699 in 1974-75
690 in 2013-14

## SCORING RECORDS



Lennie Rosenbluth (center) posted five 40-point scoring games in his career, most in Tar Heel history.

## SINGLE-GAME

## MOST POINTS SCORED (40 or more)

49	Bob Lewis vs. Florida State, Dec. 16, 1965
48	Billy Cunningham vs. Tulane, Dec. 10, 1964
47	Lennie Rosenbluth vs. Furman, Dec. 3, 1956
45*	Lennie Rosenbluth vs. Clemson, March 7, 1957, in Raleigh
45	Lennie Rosenbluth vs. William & Mary, Feb. 7, 1956
45	Lennie Rosenbluth at Clemson, Jan. 14, 1956
45	George Glamack vs. Clemson, Feb. 10, 1941
43	Charlie Scott vs. Wake Forest, Jan. 17, 1970
43	Bob Lewis vs. Richmond, Dec. 8, 1965
42	Shammond Williams at Georgia Tech, Feb. 8, 1998
41	Kenny Smith at Clemson, Jan. 28, 1987
41*	Charlie Scott vs. Virginia, March 5, 1970, in Charlotte
40*	Harrison Barnes vs. Clemson, March 12, 2011 in Greensboro
40	Tyler Hansbrough vs. Georgia Tech, Feb. 15, 2006
40*	Charlie Scott vs. Duke, March 8, 1969, in Charlotte
40	Billy Cunningham vs. Maryland, Jan. 13, 1964
40	Lennie Rosenbluth at Duke, March 1, 1957

## MOST 40-POINT GAMES, CAREER

5	Lennie Rosenbluth (47, 45, 45, 45, 40)
3	Charlie Scott (43, 41, 40)
2	Bob Lewis (49, 43)
2	Billy Cunningham (48, 40)
1	Harrison Barnes (40), Tyler Hansbrough (40), Shammond Williams (42), Kenny Smith (41), George Glamack (45)

## MOST CONSECUTIVE 40-POINT GAMES

2	Lennie Rosenbluth (40 at Duke, March 1, 1957; *45 vs. Clemson, March 7, 1957, in Raleigh)
---	---

## MOST CONSECUTIVE 30-POINT GAMES

5	Bob Lewis (34 vs. William and Mary, Dec. 4, 1965; 30 at Ohio State, Dec. 6, 1965; 43 vs. Richmond, Dec. 8, 1965; 33 at Vanderbilt, Dec. 11, 1965; 49 vs. Florida State, Dec. 16, 1965)
4	Charles Scott, 1969-70
3	Lennie Rosenbluth, 1956-57 (twice)
2	Antawn Jamison, 1997-98
2	Hubert Davis, 1991-92
2	Brad Daugherty, 1985-86
2	Phil Ford, 1977-78
2	Dennis Wuycik, 1970-71
2	Charles Scott, 1969-70
2	Larry Miller, 1966-67 (twice)
2	Bob Lewis, 1965-66 (twice)
2	Billy Cunningham, 1964-65 (twice)
2	York Larese, 1960-61
2	Lennie Rosenbluth, 1956-57

## TWO TAR HEELS SCORING 30 POINTS IN SAME GAME

Jan. 4, 2016	• at Florida State (Brice Johnson 39, Marcus Paige 30)
Feb. 8, 1998	• at Georgia Tech (Shammond Williams 42, Antawn Jamison 31)
Dec. 8, 1965	• vs. Richmond (Bob Lewis 43, Larry Miller 32)
Dec. 6, 1965	• at Ohio State (Larry Miller 33, Bob Lewis 30)
Feb. 9, 1965	• vs. Wake Forest (Billy Cunningham 35, Bob Lewis 35)
Jan. 16, 1965	• at Virginia (Bob Lewis 35, Billy Cunningham 33)
Dec. 14, 1964	• vs. Vanderbilt in Greensboro (Bob Lewis 31, Billy Cunningham 30)
Jan. 11, 1955	• vs. Virginia (Lennie Rosenbluth 32, Tony Radovich 30)



Charlie Scott (right, with Dean Smith) scored 731 points as a senior in 1969-70.

## MOST 20-POINT GAMES, CAREER

78	Tyler Hansbrough, 2005-09 ( <i>ACC record</i> )
63	Lennie Rosenbluth, 1954-57
60	Larry Miller, 1965-68
57	Phil Ford, 1974-78
50	Charlie Scott, 1967-70
50	Billy Cunningham, 1962-65

## MOST CONSECUTIVE 20-POINT GAMES

20	Lennie Rosenbluth in 1956-57
13	Charlie Scott in 1969-70
13	Lennie Rosenbluth in 1955-56
12	Bob Lewis in 1965-66
10	Larry Miller in 1966-67

## MOST POINTS SCORED — ACC REGULAR-SEASON GAME

45	Lennie Rosenbluth at Clemson, Jan. 14, 1956
----	---

## MOST POINTS SCORED — ACC TOURNAMENT CAREER

196	Lennie Rosenbluth, 1954-57 (6 games)
-----	--------------------------------------

## MOST POINTS SCORED — ACC TOURNAMENT GAME

45*	Lennie Rosenbluth vs. Clemson, quarterfinal, March 7, 1957, in Raleigh ( <i>ACC record</i> )
-----	--

## MOST POINTS SCORED — ACC CHAMPIONSHIP GAME

40*	Charlie Scott vs. Duke, March 8, 1969, in Charlotte ( <i>ACC record</i> )
-----	---

## MOST POINTS SCORED — NCAA TOURNAMENT CAREER

325	Tyler Hansbrough, 2005-09 (17 games)
-----	--------------------------------------

## MOST POINTS SCORED — NCAA TOURNAMENT GAME

39^	Al Wood vs. Virginia, March 28, 1981, NCAA semifinal in Philadelphia
39^	Lennie Rosenbluth vs. Canisius, March 15, 1957, East Regional semifinal in Philadelphia

## MOST POINTS SCORED — NCAA CHAMPIONSHIP GAME

28^	James Worthy vs. Georgetown, March 29, 1982, in New Orleans
-----	---

## MOST POINTS SCORED — SMITH CENTER GAME

40	Tyler Hansbrough vs. Georgia Tech, Feb. 15, 2006
----	--

## MOST POINTS SCORED — BY A FRESHMAN

40*	Harrison Barnes vs. Clemson, March 12, 2011 in Greensboro ( <i>ACC record</i> )
40	Tyler Hansbrough vs. Georgia Tech, Feb. 15, 2006 ( <i>ACC record</i> )
31	Antawn Jamison at Maryland, Jan. 6, 1996
31^	J.R. Reid vs. Notre Dame, March 19, 1987, in East Rutherford, N.J.
31	J.R. Reid vs. NC State, Jan. 18, 1987
31^	Mike O'Koren vs. UNLV, March 26, 1977, in Atlanta, Ga.
31	Walter Davis vs. Duke, March 2, 1974

**2018-19 • RECORD BOOK**  
**SCORING RECORDS**



**Tyler Hansbrough is the leading scorer in Carolina and ACC history and led Carolina to the 2009 NCAA championship.**



**The 2016-17 Tar Heels featured 1,000-point scorers Justin Jackson, Kennedy Meeks, Joel Berry II and Isaiah Hicks.**

Jeffrey Camarata

J.D. Lyon Jr.

**SEASON**

**MOST POINTS SCORED – SEASON (600 or more)**

895	Lennie Rosenbluth, 1956-57
882	Tyler Hansbrough, 2007-08
822	Antawn Jamison, 1997-98
740	Bobby Lewis, 1965-66
731	Justin Jackson, 2016-17
731	Charlie Scott, 1969-70
721	Michael Jordan, 1982-83
717	Larry Miller, 1967-68
714	Charlie Scott, 1968-69
707	Hubert Davis, 1991-92
704	Wayne Ellington, 2008-09
700	Larry Miller, 1966-67
699	Tyler Hansbrough, 2006-07
690	Joseph Forte, 2000-01
687	Brad Daugherty, 1985-86
678	Brice Johnson, 2015-16
669	Al Wood, 1980-81
668	Antawn Jamison, 1996-97
652	Jerry Stackhouse, 1994-95
648	Harrison Barnes, 2011-12
647	Wayne Ellington, 2007-08
647	Sean May, 2004-05
637	Shammond Williams, 1997-98
625	Luke Maye, 2017-18
625	Phil Ford, 1977-78
623	Brad Daugherty, 1984-85
623	Billy Cunningham, 1963-64
621	Tyler Zeller, 2011-12
617	Joel Berry, 2017-18
617	Phil Ford, 1976-77
614	Lennie Rosenbluth, 1955-56
609	Billy Cunningham, 1964-65
607	Michael Jordan, 1983-84
604	Robert McAdoo, 1971-72
602	Wayne Ellington, 2008-09
600	Joseph Forte, 1999-2000
600	Eric Montross, 1992-93



**Antawn Jamison, 1995-98**

**HIGHEST SCORING AVERAGE (20.0 points or more)**

28.0	Lennie Rosenbluth, 1956-57
27.4	Bobby Lewis, 1965-66
27.1	Charlie Scott, 1969-70
26.7	Lennie Rosenbluth, 1955-56
26.0	Billy Cunningham, 1963-64
25.5	Lennie Rosenbluth, 1954-55
25.4	Billy Cunningham, 1964-65
23.1	York Larese, 1960-61
22.7	Billy Cunningham, 1962-63
22.6	Tyler Hansbrough, 2007-08
22.4	Larry Miller, 1967-68
22.3	Charlie Scott, 1968-69
22.2	Antawn Jamison, 1997-98
21.9	Larry Miller, 1966-67
21.4	Hubert Davis, 1991-92
21.3	Pete Brennan, 1957-58
21.0	Bobby Lewis, 1964-65
20.9	Joseph Forte, 2000-01

20.9	Larry Miller, 1965-66
20.8	Phil Ford, 1977-78
20.7	Tyler Hansbrough, 2008-09
20.6	George Glamack, 1940-41
20.4	Doug Moe, 1960-61
20.2	Brad Daugherty, 1985-86
20.0	Rashad McCants, 2003-04
20.0	Michael Jordan, 1982-83

**MOST POINTS IN A SEASON (by class)**

<b>Senior</b>	895 by Lennie Rosenbluth, 1956-57
<b>Junior</b>	882 by Tyler Hansbrough, 2007-08
<b>Sophomore</b>	721 by Michael Jordan, 1982-83
<b>Freshman</b>	600 by Joseph Forte, 1999-00

**HIGHEST SCORING AVERAGE IN A SEASON (by class)**

<b>Senior</b>	28.0 by Lennie Rosenbluth, 1956-57
<b>Junior</b>	27.4 by Bob Lewis, 1965-66
<b>Sophomore</b>	25.5 by Lennie Rosenbluth, 1954-55
<b>Freshman</b>	18.9 by Tyler Hansbrough, 2005-06

**MOST POINTS BY TWO PLAYERS (same season)**

1,529	Tyler Hansbrough (882) and Wayne Ellington (647), 2007-08
1,459	Antawn Jamison (822) and Shammond Williams (637), 1997-98
1,414	Antawn Jamison (822) and Vince Carter (592), 1997-98
1,366	Lennie Rosenbluth (895) and Pete Brennan (471), 1956-57
1,314	Michael Jordan (721) and Sam Perkins (593), 1982-83

**MOST POINTS BY THREE PLAYERS (same season)**

2,051	Antawn Jamison (822), Shammond Williams (637) and Vince Carter (592), 1997-98
1,976	Tyler Hansbrough (882), Wayne Ellington (647) and Danny Green (447), 2007-08
1,887	Tyler Hansbrough (704), Wayne Ellington (602), and Ty Lawson (581), 2008-09
1,790	Justin Jackson (731), Joel Berry (558) and Kennedy Meeks (501), 2016-17
1,777	Lennie Rosenbluth (895), Pete Brennan (471) and Tommy Kearns (411), 1956-57

**HIGHEST AVERAGE BY TWO PLAYERS (same season)**

48.3	Bob Lewis (27.4) and Larry Miller (20.9), 1965-66
46.4	Billy Cunningham (25.4) and Bob Lewis (21.0), 1964-65
43.5	York Larese (23.1) and Doug Moe (20.4), 1960-61
42.7	Lennie Rosenbluth (28.0) and Pete Brennan (14.7), 1956-57
41.1	Charlie Scott (27.1) and Dennis Wuycik (14.0), 1969-70

**HIGHEST AVERAGE BY THREE PLAYERS (same season)**

58.1	Bob Lewis (27.4), Larry Miller (20.9), Tom Gauntlett (9.8), 1965-66
55.8	Larry Miller (22.4), Charlie Scott (17.6), Rusty Clark (15.8), 1967-68
55.5	Lennie Rosenbluth (28.0), Pete Brennan (14.7), Tommy Kearns (12.8), 1956-57
55.1	Billy Cunningham (25.4), Bob Lewis (21.0), Ray Respass (8.7), 1964-65
55.1	York Larese (23.1), Doug Moe (20.4), Jim Hudock (11.6), 1960-61

**SIX PLAYERS IN DOUBLE FIGURES (same season)**

1988-89	J.R. Reid (15.9), Kevin Madden (14.6), Steve Bucknall (13.1), Jeff Lebo (12.2), Rick Fox (11.5) and Scott Williams (11.4)
---------	---

**FIVE PLAYERS IN DOUBLE FIGURES (same season)**

2017-18:	Joel Berry II (17.1), Lukje Maye (16.9), Cameron Johnson (12.4), Kenny Williams (11.4) and Theo Pinson (10.3)
----------	---

**SCORING RECORDS**



**Billy Cunningham (left, 1,709 career points) and Bob Lewis (1,836) outside Carmichael Auditorium during the arena's construction.**

2008-09:	Tyler Hansbrough (20.7), Ty Lawson (16.6), Wayne Ellington (15.8), Danny Green (13.1) and Deon Thompson (10.6)
2004-05:	Sean May (17.5), Rashad McCants (16.0), Jawad Williams (13.1), Raymond Felton (12.9) and Marvin Williams (11.3)
1994-95:	Jerry Stackhouse (19.2), Rasheed Wallace (16.6), Donald Williams (15.5), Jeff McInnis (12.4) and Dante Calabria (10.5)
1986-87:	Kenny Smith (16.9), Joe Wolf (15.2), J.R. Reid (14.7), Jeff Lebo (13.5) and Dave Popson (10.0)
1971-72:	Robert McAdoo (19.5), Dennis Wuycik (18.0), George Karl (11.0), Bill Chamberlain (10.9) and Bobby Jones (10.2)
1958-59:	York Larese (15.1), Lee Shaffer (13.2), Doug Moe (12.6), Harvey Salz (11.9) and Dick Kepley (10.6)

**CAREER**

**MOST POINTS SCORED (1,000 points or more)**

Rank	Name	Total Points
1.	2,872	Tyler Hansbrough, 2005-2009 ( <i>ACC record</i> )
2.	2,290	Phil Ford, 1974-78
3.	2,145	Sam Perkins, 1980-84
4.	2,045	Lennie Rosenbluth, 1954-57
5.	2,015	Al Wood, 1977-81
6.	2,007	Charlie Scott, 1967-70
7.	1,982	Larry Miller, 1965-68
8.	1,974	Antawn Jamison, 1995-98
9.	1,912	Brad Daugherty, 1982-86
10.	1,863	Walter Davis, 1973-77
11.	1,844	Marcus Paige, 2012-16
12.	1,836	Bobby Lewis, 1964-67
13.	1,813	Joel Berry II, 2014-18
14.	1,788	Michael Jordan, 1981-84
15.	1,765	Mike O'Koren, 1976-80
16.	1,747	George Lynch, 1989-93
17.	1,721	Rashad McCants, 2002-05
18.	1,716	Brice Johnson, 2012-16
19.	1,709	Billy Cunningham, 1962-65
20.	1,703	Rick Fox, 1987-91
21.	1,694	Wayne Ellington, 2006-09
22.	1,636	Kenny Smith, 1983-87
23.	1,627	Eric Montross, 1990-94
24.	1,626	Justin Jackson, 2014-17
25.	1,626	Jawad Williams, 2001-05
26.	1,615	Hubert Davis, 1988-92
27.	1,611	Mitch Kupchak, 1972-76
28.	1,567	Jeff Lebo, 1985-89
29.	1,552	J.R. Reid, 1986-89
30.	1,508	Scott Williams, 1986-90
31.	1,501	Tyler Zeller, 2008-12
32.	1,492	Donald Williams, 1991-95
33.	1,482	Kennedy Meeks, 2013-17
34.	1,469	Dennis Wuycik, 1969-72
35.	1,447	Jason Capel, 1998-2002
36.	1,444	Shammond Williams, 1994-98
37.	1,414	Deon Thompson, 2006-10
38.	1,411	Brendan Haywood, 1998-2001
39.	1,392	Kris Lang, 1998-2002
40.	1,375	Ty Lawson, 2006-09
41.	1,368	Danny Green, 2005-09
42.	1,339	Rusty Clark, 1966-69

43.	1,334	Pete Brennan, 1955-58
44.	1,322	Al Lifson, 1952-55
45.	1,296	Kevin Madden, 1985-90
46.	1,293	George Karl, 1970-73
47.	1,290	Joseph Forte, 1999-01
48.	1,287	York Larese, 1958-61
49.	1,267	Vince Carter, 1995-98
50.	1,264	Bobby Jones, 1971-74
51.	1,262	Ed Cota, 1996-2000
52.	1,260	Raymond Felton, 2002-05
53.	1,254	Ademola Okulaja, 1995-99
54.	1,232	James Michael McAdoo, 2011-14
55.	1,231	Joe Wolf, 1983-87
56.	1,228	Harrison Barnes, 2010-12
57.	1,219	James Worthy, 1979-82
58.	1,213	Sean May, 2002-05
59.	1,191	George Glamack, 1938-41
60.	1,187	Jerry Vayda, 1952-56
61.	1,165	Matt Doherty, 1980-84
62.	1,150	Pete Chilcutt, 1987-91
63.	1,128	Jeff McInnis, 1993-96
64.	1,124	John Henson, 2009-12
65.	1,113	Brian Reese, 1990-94
66.	1,112	Isaiah Hicks, 2013-17
67.	1,098	Dante Calabria, 1992-96
68.	1,080	Jerry Stackhouse, 1993-95
69.	1,069	Bill Bunting, 1966-69
70.	1,063	John "Hook" Dillon, 1944-48
71.	1,053	Lee Shaffer, 1957-60
72.	1,024	Cartwright Carmichael, 1920-24
73.	1,019	Lee Dedmon, 1968-71
74.	1,018	Vince Grimaldi, 1950-53
75.	1,010	Bob Paxton, 1944-48
76.	1,007	Tommy LaGarde, 1973-77

**MOST POINTS SCORED BY YEARS PLAYED**

**Four-year career:** 2,872 by Tyler Hansbrough, 2005-09  
**Three-year career:** 2,045 by Lennie Rosenbluth, 1954-57  
**Two-year career:** 1,290 by Joseph Forte, 1999-2001

**HIGHEST SCORING AVERAGE, CAREER (15.0 or higher)**

26.9	Lennie Rosenbluth, 1954-57
24.8	Billy Cunningham, 1962-65
22.1	Charlie Scott, 1967-70
22.1	Bobby Lewis, 1964-67
21.8	Larry Miller, 1965-68
20.2	Tyler Hansbrough, 2005-09
19.5	Robert McAdoo, 1971-72
19.0	Antawn Jamison, 1995-98
18.7	Phil Ford, 1974-78
18.6	Joseph Forte, 1999-2001
17.9	York Larese, 1958-61
17.7	Michael Jordan, 1981-84
17.6	Rashad McCants, 2002-05
16.9	Dennis Wuycik, 1969-72
16.8	George Glamack, 1938-41
16.5	Doug Moe, 1958-61
16.4	Harrison Barnes, 2010-12
16.4	Pete Brennan, 1955-58
16.2	J.R. Reid, 1986-89
16.0	Al Wood, 1977-81
15.9	Sam Perkins, 1980-84
15.8	Sean May, 2002-05
15.7	Jerry Stackhouse, 1993-95
15.7	Walter Davis, 1973-77
15.1	Mike O'Koren, 1976-80

**HIGHEST SCORING AVERAGE BY YEARS PLAYED**

**Four-year career:** 20.2 by Tyler Hansbrough, 2005-09  
**Three-year career:** 26.9 by Lennie Rosenbluth, 1954-57  
**Two-year career:** 18.6 by Joseph Forte, 1999-2001  
**One-year career:** 19.5 by Robert McAdoo, 1971-72

**MISCELLANEOUS**

**MOST GAMES SCORING IN DOUBLE FIGURES (season)**

39	Tyler Hansbrough, 2007-08
37	Justin Jackson, 2016-17
37	Brice Johnson, 2015-16
36	Antawn Jamison, 1997-98
36	Eric Montross, 1992-93

## SCORING RECORDS

### MOST GAMES SCORING IN DOUBLE FIGURES (career, 100 or more)

133	Tyler Hansbrough, 2005-09 ( <i>ACC record</i> )
118	Sam Perkins, 1980-84
112	Phil Ford, 1974-78
106	Walter Davis, 1973-77
104	Al Wood, 1977-81
100	Mike O'Koren, 1976-80

### MOST CONSECUTIVE GAMES IN DOUBLE FIGURES

64	Larry Miller (all 32 games in both 1966-67 and 1967-68)
55	Tyler Hansbrough
52	Charlie Scott
43	Al Wood
40	Bob Lewis
40	Billy Cunningham

### MOST POINTS IN A SEASON BY A FRESHMAN

600	Joseph Forte, 1999-2000
594	Rashad McCants, 2002-03
587	Tyler Hansbrough, 2005-06
580	Harrison Barnes, 2010-11
550	Sam Perkins, 1980-81

### HIGHEST SCORING AVERAGE AS A FRESHMAN

18.9	Tyler Hansbrough, 2005-06
17.0	Rashad McCants, 2002-03
16.7	Joseph Forte, 1999-2000
16.4	Phil Ford, 1974-75
15.7	Harrison Barnes, 2010-11

### MOST POINTS IN FIRST GAME AS A FRESHMAN

28	Rashad McCants vs. Penn State in Preseason NIT, Nov. 18, 2002
----	---

### MOST DOUBLE-FIGURE GAMES TO START A FRESHMAN SEASON

20	Rashad McCants, 2002-03
----	-------------------------

## DOUBLE-DOUBLES

### MOST DOUBLE-DOUBLES, POINTS & REBOUNDS – CAREER

60	Billy Cunningham, 1962-65
51	Antawn Jamison, 1995-98
47	Tyler Hansbrough, 2005-09
47	Sam Perkins, 1980-84
44	Mitch Kupchak, 1972-76

### MOST DOUBLE-DOUBLES, POINTS & REBOUNDS – SEASON

23	Brice Johnson, 2015-16
22	Billy Cunningham, 1963-64
21	John Henson, 2010-11
21	Antawn Jamison, 1997-98
20	Mitch Kupchak, 1974-75
20	Billy Cunningham, 1962-63
20	Doug Moe, 1960-61

### MOST CONSECUTIVE DOUBLE-DOUBLES, POINTS & REBOUNDS

40	Billy Cunningham, last 20 games in 1962-63 and first 20 games in 1963-64
11	Doug Moe, 1960-61
11	Doug Moe, last two games in 1959-60, first nine games in 1960-61
10	Billy Cunningham, 1964-65
9	John Henson, 2010-11

### MOST DOUBLE-DOUBLES, POINTS & ASSISTS – CAREER

15	Phil Ford, 1974-78
13	Ed Cota, 1996-2000
11	Raymond Felton, 2002-05
8	Kendall Marshall, 2010-12
8	Kenny Smith, 1983-87

### MOST DOUBLE-DOUBLES, POINTS & ASSISTS – SEASON

9	Phil Ford, 1975-76
6	Kendall Marshall, 2011-12
5	Raymond Felton, 2004-05
4	Raymond Felton (2002-03), Ed Cota (1999-2000), Jeff McInnis (1995-96), Kenny Smith (1986-87) and Phil Ford (1976-77)

### MOST CONSECUTIVE DOUBLE-DOUBLES, POINTS & ASSISTS

3	Kendall Marshall, 2011-12
2	Ty Lawson, 2007-08
2	Raymond Felton (twice in 2002-03, once in 2004-05)



J.D. Lyon Jr.

Brice Johnson had 39 points and 23 rebounds at Florida State on Jan. 4, 2016, and averaged a double-double as a senior.

2	Ed Cota, 1996-97
2	Jeff McInnis, 1995-96
2	Steve Bucknall, 1988-89
2	Phil Ford (three times in 1975-76)

### AVERAGED A DOUBLE-DOUBLE – SEASON

<b>Luke Maye</b>	<b>16.9 points &amp; 10.1 rebounds, 2017-18</b>
Brice Johnson	17.0 points & 10.4 rebounds, 2015-16
John Henson	11.7 points & 10.1 rebounds, 2010-11
Tyler Hansbrough	22.6 points & 10.2 rebounds, 2007-08
Sean May	17.5 points & 10.7 rebounds, 2004-05
Antawn Jamison	22.2 points & 10.5 rebounds, 1997-98
Mitch Kupchak	17.6 points & 11.3 rebounds, 1975-76
Mitch Kupchak	18.5 points & 10.8 rebounds, 1974-75
Bobby Jones	15.0 points & 10.5 rebounds, 1972-73
Robert McAdoo	19.5 points & 10.1 rebounds, 1971-72
Rusty Clark	15.8 points & 11.0 rebounds, 1967-68
Rusty Clark	13.9 points & 10.3 rebounds, 1966-67
Larry Miller	20.9 points & 10.3 rebounds, 1965-66
Billy Cunningham	25.4 points & 14.3 rebounds, 1964-65
Billy Cunningham	26.0 points & 15.8 rebounds, 1963-64
Billy Cunningham	22.7 points & 16.1 rebounds, 1962-63
Jim Hudock	14.9 points & 10.1 rebounds, 1961-62
Doug Moe	20.4 points & 14.0 rebounds, 1960-61
Lee Shaffer	18.2 points & 11.2 rebounds, 1959-60
Doug Moe	16.8 points & 11.3 rebounds, 1959-60
Pete Brennan	21.3 points & 11.7 rebounds, 1957-58
Pete Brennan	14.7 points & 10.4 rebounds, 1956-57
Lennie Rosenbluth	26.7 points & 11.5 rebounds, 1955-56
Lennie Rosenbluth	25.5 points & 11.7 rebounds, 1954-55

### AVERAGED A DOUBLE-DOUBLE – CAREER

Sean May	15.8 points & 10.0 rebounds, 2002-05
Robert McAdoo	19.5 points & 10.1 rebounds, 1971-72
Rusty Clark	14.7 points & 10.2 rebounds, 1966-69
Billy Cunningham	24.8 points & 15.4 rebounds, 1962-65
Doug Moe	16.5 points & 10.6 rebounds, 1958-61
Pete Brennan	16.4 points & 10.5 rebounds, 1955-58
Lennie Rosenbluth	26.9 points & 10.4 rebounds, 1954-57



Steve Clans

Phil Ford holds Carolina records for most points/assists double-doubles in a career (15) and a season (nine, in 1975-76).

## FIELD GOAL RECORDS

## FIELD GOALS MADE

## MOST FIELD GOALS MADE — GAME

21	Billy Cunningham vs. Tulane, Dec. 10, 1964
20	Lennie Rosenbluth vs. Furman, Dec. 4, 1956

## MOST FIELD GOALS MADE — ACC TOURNAMENT GAME

19*	Lennie Rosenbluth vs. Clemson, quarterfinal, March 7, 1957, in Raleigh ( <i>ACC Record</i> )
-----	--

## MOST FIELD GOALS MADE — NCAA TOURNAMENT GAME

16^	Charlie Scott vs. Drake, NCAA 3rd place, March 22, 1969, in Louisville, Ky.
-----	---

## MOST FIELD GOALS MADE — SMITH CENTER GAME

16	Antawn Jamison vs. Maryland, Feb. 14, 1998
----	--

## MOST FIELD GOALS MADE — SEASON

316	Antawn Jamison, 1997-98
305	Lennie Rosenbluth, 1956-57
290	Charlie Scott, 1968-69
289	Tyler Hansbrough, 2007-08
284	Brad Daugherty, 1985-86
282	Michael Jordan, 1982-83
281	Charlie Scott, 1969-70
278	Larry Miller, 1966-67
274	Al Wood, 1980-81
270	Antawn Jamison, 1996-97

## MOST FIELD GOALS MADE — CAREER

939	Tyler Hansbrough, 2005-09
865	Phil Ford, 1974-78
825	Al Wood, 1977-81
805	Charlie Scott, 1967-70
787	Antawn Jamison, 1995-98
786	Sam Perkins, 1980-84
765	Larry Miller, 1965-68
760	Brad Daugherty, 1982-86
754	Walter Davis, 1973-77
721	Lennie Rosenbluth, 1954-57

## MOST CONSECUTIVE FIELD GOALS MADE

16	Brad Daugherty in 1985-86 ( <i>ACC record</i> )
16	Brice Johnson in 2015-16

## MOST CONSECUTIVE FIELD GOALS MADE — GAME

13	Brad Daugherty vs. UCLA, Nov. 24, 1985
12	Scott Williams vs. Virginia, Jan. 13, 1990


## FIELD GOALS ATTEMPTED

## MOST FIELD GOALS ATTEMPTED — SEASON

631	Lennie Rosenbluth, 1956-57
611	Charlie Scott, 1969-70
596	Justin Jackson, 2016-17
577	Charlie Scott, 1968-69
558	Joseph Forte, 2000-01
553	Larry Miller, 1966-67
546	Antawn Jamison, 1997-98
545	Larry Miller, 1967-68
535	Tyler Hansbrough, 2007-08
527	Michael Jordan, 1982-83

## MOST FIELD GOALS ATTEMPTED — CAREER

1,752	Tyler Hansbrough, 2005-09
1,678	Charlie Scott, 1967-70
1,640	Phil Ford, 1974-78
1,571	Lennie Rosenbluth, 1954-57
1,498	Larry Miller, 1965-68
1,474	Al Wood, 1977-81
1,471	Marcus Paige, 2012-16
1,448	Joel Berry II, 2014-18
1,420	Walter Davis, 1973-77
1,387	Billy Cunningham, 1962-65



Sally Sather

Sam Perkins made 786 field goals in his career, earning first-team All-America honors three times along the way.

## FIELD GOAL PERCENTAGE

## HIGHEST FIELD GOAL PERCENTAGE — GAME

(min. 10 made)

1.000	Brad Daugherty vs. UCLA, Nov. 24, 1985 (13 of 13) ( <i>ACC Record</i> )
**1.000	Scott Williams vs. Virginia, Jan. 13, 1990 (12 of 12)
1.000	Jeff McInnis vs. Cincinnati, Dec. 3, 1994, in Charlotte (10 of 10)

(\*\*Record for an ACC game)

## HIGHEST FIELD GOAL PERCENTAGE — SEASON

.697	Brendan Haywood, 1999-2000 (191 of 274) ( <i>ACC record</i> )
.668	Bobby Jones, 1971-72 (127 of 190)
.654	Rasheed Wallace, 1994-95 (238 of 364)
.648	Brad Daugherty, 1985-86 (284 of 438)
.648	Brendan Haywood, 1998-99 (160 of 247)
.646	Brandan Wright, 2006-07 (228 of 353) ( <i>ACC freshman record</i> )
.643	Mike O'Koren, 1977-78 (173 of 269)
.626	Sam Perkins, 1980-81 (199 of 318)
.625	Brad Daugherty, 1984-85 (238 of 381)
.624	Antawn Jamison, 1995-96 (201 of 322)

## HIGHEST FIELD GOAL PERCENTAGE — CAREER

(min. 100 made and two seasons played)

Name (Years Played)	Made	Att.	Pct.
Brendan Haywood (1997-01)	541	849	.637\$
Rasheed Wallace (1993-95)	377	594	.635
Brad Daugherty (1982-86)	760	1,226	.620
Bobby Jones (1971-74)	522	859	.608
Julius Peppers (1999-2001)	119	196	.607
J.R. Reid (1986-89)	584	972	.601
Warren Martin (1981-86)	256	431	.594
Dennis Wuycik (1969-72)	519	880	.590
Mitch Kupchak (1972-76)	651	1,110	.589
Eric Montross (1990-94)	626	1,070	.585
Tommy LaGarde (1973-77)	367	630	.583
Kevin Madden (1985-90)	519	893	.581
Antawn Jamison (1995-98)	787	1,364	.577
Sam Perkins (1980-84)	786	1,364	.576
Brice Johnson (2012-16)	714	1,242	.575
Mike O'Koren (1976-80)	643	1,124	.572
Isaiah Hicks (2013-17)	420	735	.571
Dave Chadwick (1968-71)	179	315	.568
Curtis Hunter (1982-87)	201	357	.563
Al Wood (1977-81)	825	1,474	.560
John Virgil (1976-80)	233	419	.556
Kennedy Meeks (2013-17)	608	1,097	.554
Scott Williams (1986-90)	595	1,080	.551
Joe Wolf (1983-87)	511	928	.551
Ed Davis (2008-2010)	210	383	.548
Vince Carter (1995-98)	481	880	.547
Charlie Shaffer (1961-64)	221	406	.544
Tyler Zeller (2008-12)	547	1010	.542

(\$ACC record)

## THREE-POINT FIELD GOAL RECORDS

## MOST THREE-POINTERS — GAME

8	Rashad McCants vs. Clemson, March 2, 2004
8	Raymond Felton at NC State, Jan. 26, 2003
8	Shammond Williams at Georgia Tech, Feb. 8, 1998
8	Jeff McInnis at Clemson, Feb. 14, 1996
8	Dante Calabria vs. Florida State, Jan. 25, 1995
8	Hubert Davis at Florida State, Feb. 27, 1992

## MOST THREE-POINTERS — HALF

7	Wayne Ellington vs. Miami, Jan. 17, 2009 (2 <sup>nd</sup> half)
6	Kenny Williams at Stanford, Nov. 20, 2017 (1 <sup>st</sup> half)
6	Danny Green vs. UNC Asheville, Nov. 30, 2008 (2 <sup>nd</sup> half)
6	Hubert Davis at Florida State, Feb. 27, 1992 (2 <sup>nd</sup> half)

## MOST THREE-POINTERS — ACC REGULAR SEASON GAME

8	Rashad McCants vs. Clemson, March 2, 2004
8	Raymond Felton at NC State, Jan. 26, 2003
8	Shammond Williams at Georgia Tech, Feb. 8, 1998
8	Jeff McInnis at Clemson, Feb. 14, 1996
8	Dante Calabria vs. Florida State, Jan. 25, 1995
8	Hubert Davis at Florida State, Feb. 27, 1992

## MOST THREE-POINTERS — ACC TOURNAMENT GAME

6*	P.J. Hairston vs. Miami, final, March 17, 2013 in Greensboro
6*	Harrison Barnes vs. Clemson, semifinal, March 12, 2011 in Greensboro
6*	Jason Capel vs. Clemson, quarterfinal, March 9, 2001, in Atlanta

## MOST THREE-POINTERS — NCAA TOURNAMENT GAME

6 <sup>^</sup>	Marcus Paige vs. Indiana, East Regional Semifinal, March 25, 2016, in Philadelphia
6 <sup>^</sup>	Shammond Williams vs. UNC Charlotte, East Regional 2nd round, March 14, 1998, in Hartford, Conn.

## MOST THREE-POINTERS — NCAA CHAMPIONSHIP GAME

5 <sup>^</sup>	Donald Williams vs. Michigan, April 5, 1993, in New Orleans, La.
----------------	--

## MOST THREE-POINTERS — SMITH CENTER GAME

8	Rashad McCants vs. Clemson, March 2, 2004
8	Dante Calabria vs. Florida State, Jan. 25, 1995

## MOST CONSECUTIVE GAMES WITH A THREE-POINTER

34	Rashad McCants (last 19 games in 2003-04, first 15 in 2004-05)
34	Shammond Williams (last 27 in 1996-97, first seven in 1997-98)
34	Hubert Davis (last 21 games in 1990-91, first 13 in 1991-92)
33	P.J. Hairston (last 33 games in 2012-13)
30	Marcus Paige (last 30 games in 2014-15)
28	Kenny Smith (first 28 games in 1986-87)

## MOST CONSECUTIVE THREE-POINTERS MADE

12	Raymond Felton, 2004-05 ( <i>ACC Record</i> )
----	---

## MOST THREE-POINTERS — SEASON

105	Justin Jackson, 2016-17
95	Shammond Williams, 1996-97
94	Marcus Paige, 2014-15
93	Joel Berry II, 2017-18
89	P.J. Hairston, 2012-13
88	Joel Berry II, 2016-17
88	Reggie Bullock, 2012-13
87	Donald Williams, 1994-95
87	Kenny Smith, 1986-87
86	Marcus Paige, 2013-14
86	Shammond Williams, 1997-98

## MOST THREE-POINTERS — CAREER

299	Marcus Paige, 2012-16
266	Joel Berry II, 2014-18
233	Shammond Williams, 1994-98
229	Wayne Ellington, 2006-09
221	Rashad McCants, 2002-05
221	Donald Williams, 1991-95
211	Jeff Lebo, 1985-89
197	Hubert Davis, 1988-92
193	Dante Calabria, 1992-96
188	Reggie Bullock, 2010-13

## THREE-POINT FIELD GOALS ATTEMPTED

## MOST THREE-POINT ATTEMPTS — GAME

14	Rashad McCants at Florida State, Jan. 22, 2004
14	Shammond Williams vs. Maryland, Jan. 8, 1997
14	Rick Fox vs. NC State, Feb. 6, 1991
14	Jeff Lebo vs. Iowa, Jan. 7, 1989
14	Jeff Lebo vs. Temple, Feb. 21, 1988
14	Kenny Smith vs. SMU, Dec. 30, 1986



J.D. Lyon Jr.

Justin Jackson hit a school-record 105 three-pointers in 2016-17.

## MOST THREE-POINT ATTEMPTS — SEASON

284	Justin Jackson, 2016-17
270	Joel Berry II, 2014-18
238	Marcus Paige, 2014-15
230	Joel Berry II, 2016-17
227	Shammond Williams, 1996-97
225	P.J. Hairston, 2012-13
221	Marcus Paige, 2013-14
218	Donald Williams, 1994-95
215	Shammond Williams, 1997-98
213	Kenny Smith, 1986-87

## MOST THREE-POINT ATTEMPTS — CAREER

798	Marcus Paige, 2012-16
726	Joel Berry II, 2014-18
578	Shammond Williams, 1994-98
577	Wayne Ellington, 2006-09
572	Donald Williams, 1991-95
533	Rashad McCants, 2002-05
498	Melvin Scott, 2001-05
496	Justin Jackson, 2016-17
493	Jeff Lebo, 1985-89
491	Danny Green, 2005-09

## THREE-POINT FIELD GOAL PERCENTAGE

## HIGHEST THREE-POINT PCT. — GAME (min. 5 made)

1.000*	Jason Capel vs. Clemson, March 9, 2001 (6 of 6), in Atlanta, Ga. ( <i>ties ACC record</i> )
1.000	Joel Berry II vs. Duke, March 4, 2017 (5 of 5)
1.000	Marcus Paige at NC State, Jan. 14, 2015 (5 of 5)
1.000 <sup>^</sup>	Hubert Davis vs. Eastern Michigan, March 22, 1991, in East Rutherford, N.J. (5 of 5)
1.000	Hubert Davis at Alabama, Nov. 30, 1989 (5 of 5)
.857	Dante Calabria vs. VMI, Dec. 17, 1994 (6 of 7)
.857	Michael Jordan vs. Georgia Tech, Jan. 29, 1983 (6 of 7), in Greensboro
.857	Jim Braddock vs. Rutgers, Jan. 5, 1983 (6 of 7), in Greensboro

## HIGHEST THREE-POINT PCT. — SEASON (min. 50 made)

.496	Dante Calabria, 1994-95 (66 of 133)
.489	Hubert Davis, 1990-91 (64 of 131)
.472	Ty Lawson, 2008-09 (51 of 108)
.464	Jeff Lebo, 1987-88 (78 of 168)
.450	Jeff Lebo, 1986-87 (67 of 149)
.441	Wes Miller, 2005-06 (64 of 145)
.440	Raymond Felton, 2004-05 (70 of 159)
.438	Rick Fox, 1989-90 (70 of 160)
.436	Reggie Bullock, 2012-13 (88 of 202)
.431	Ademola Okulaja, 1998-99 (59 of 137)
.431	Luke Maye, 2017-18 (50 of 116)

## HIGHEST THREE-POINT PCT. — CAREER (min. 100 made)

.435	Hubert Davis, 1988-92 (197 of 453)
.428	Jeff Lebo, 1985-89 (211 of 493)
.419	Reyshawn Terry, 2003-07 (103 of 246)
.415	Rashad McCants, 2002-05 (221 of 533)
.412	Dante Calabria, 1992-96 (193 of 469)
.403	Shammond Williams, 1994-98 (233 of 578)
.403	Ty Lawson, 2006-09 (112 of 278)
.397	Wayne Ellington, 2006-09 (229 of 577)
.397	Jeff McInnis, 1993-96 (138 of 348)
.388	Rick Fox, 1987-91 (153 of 394)

**FREE THROW RECORDS**



**Tyler Hansbrough made 982 free throws in his career, more than any player in NCAA history.**

**FREE THROWS MADE**

**MOST FREE THROWS MADE — GAME**

21	York Larese vs. Duke, Dec. 29, 1959, in Raleigh ( <i>Ties ACC Record</i> )
20	Tyler Zeller vs. Maryland, Feb. 29, 2012
19	Dennis Wuycik vs. Creighton, Dec. 12, 1970 in Charlotte
19	Charlie Scott vs. Wake Forest, Jan. 17, 1970
19	Larry Miller vs. Oregon State, Dec. 30, 1967 in Portland, Ore.

**MOST FREE THROWS MADE — ACC TOURNAMENT GAME**

17*	Charlie Scott vs. Virginia, quarterfinal, March 5, 1970, in Charlotte ( <i>ACC Record</i> )
-----	---

**MOST FREE THROWS MADE — NCAA TOURNAMENT GAME**

15*	Ty Lawson vs. Michigan State, April 6, 2009, in Detroit, Mich. (national championship game)
-----	---

**MOST FREE THROWS MADE — SMITH CENTER**

20	Tyler Zeller vs. Maryland, Feb. 29, 2012
17	Tyler Hansbrough vs. Clemson, Feb. 10, 2008
14	Tyler Hansbrough vs. Virginia Tech, Feb. 13, 2007
14	Tyler Hansbrough vs. Georgia Tech, Jan. 20, 2007
14	Tyler Hansbrough vs. Georgia Tech, Feb. 15, 2006
14	Tyler Hansbrough vs. NC State, Jan. 7, 2006

**MOST CONSECUTIVE FREE THROWS MADE**

41	Jeff Lebo (from Jan. 3 to March 12, 1989)
----	---

**MOST FREE THROWS MADE — SEASON**

304	Tyler Hansbrough, 2007-08 ( <i>ACC record</i> )
285	Lennie Rosenbluth, 1956-57
249	Tyler Hansbrough, 2008-09
242	Tyler Hansbrough, 2006-07
222	Bob Lewis, 1965-66
214	Pete Brennan, 1957-58
191	Sean May, 2004-05
189	Lennie Rosenbluth, 1954-55
187	Tyler Hansbrough, 2005-06
185	Pete Brennan, 1956-57
185	Jerry Stackhouse, 1994-95

**MOST FREE THROWS MADE — CAREER**

982	Tyler Hansbrough, 2005-09 ( <i>NCAA record</i> )
603	Lennie Rosenbluth, 1954-57
561	Sam Perkins, 1980-84
560	Phil Ford, 1974-78
512	Bob Lewis, 1964-67
506	Pete Brennan, 1955-58
479	Mike O'Koren, 1976-80
452	Larry Miller, 1965-68
431	Dennis Wuycik, 1969-72
407	Tyler Zeller, 2008-12

**FREE THROWS ATTEMPTED**

**MOST FREE THROWS ATTEMPTED — GAME**

24	Billy Cunningham vs. Maryland, Jan. 13, 1964
24	Lennie Rosenbluth at Clemson, Jan. 14, 1956
23	Tyler Zeller vs. Maryland, Feb. 29, 2012

**MOST FREE THROWS ATTEMPTED — ACC TOURNAMENT**

21*	Charlie Scott vs. Virginia (made 17), quarterfinal, March 5, 1970, in Charlotte
-----	---

**MOST FREE THROWS ATTEMPTED — NCAA TOURNAMENT**

19*	Tyler Zeller vs. Long Island, East Regional 2nd round, March 25, 2011, in Charlotte
19*	Tommy Kearns vs. Syracuse, East Regional final, March 16, 1957, in Philadelphia, Pa.

**MOST FREE THROWS ATTEMPTED — SEASON**

377	Tyler Hansbrough, 2007-08
376	Lennie Rosenbluth, 1956-57
315	Tyler Hansbrough, 2006-07
296	Tyler Hansbrough, 2008-09
291	Pete Brennan, 1957-58
276	Antawn Jamison, 1997-98
274	Bobby Lewis, 1965-66
262	Pete Brennan, 1956-57
260	Jerry Stackhouse, 1994-95
257	James Michael McAdoo, 2013-14

**MOST FREE THROWS ATTEMPTED — CAREER**

1,241	Tyler Hansbrough, 2005-09 ( <i>ACC record</i> )
815	Lennie Rosenbluth, 1954-57
715	Pete Brennan, 1955-58
705	Sam Perkins, 1980-84
693	Phil Ford, 1974-78
661	Larry Miller, 1965-68
660	Mike O'Koren, 1976-80
660	Bobby Lewis, 1964-67
635	Antawn Jamison, 1995-98
633	Billy Cunningham, 1962-65

**FREE THROW PERCENTAGE**

**HIGHEST FT PERCENTAGE — GAME (min. 15 made)**

1.000	York Larese vs. Duke, Dec. 29, 1959 (21 of 21), in Raleigh ( <i>ACC record</i> )
1.000	Phil Ford at NC State, Feb. 24, 1976 (16 of 16)

**HIGHEST FT PERCENTAGE — NCAA TOURNAMENT GAME (min. 10 made)**

1.000*	Tyler Hansbrough vs. Radford, March 19, 2009 (12 of 12), in Greensboro, N.C.
--------	--

**HIGHEST FT PERCENTAGE — SEASON (min. 75 made)**

.911	Shammond Williams, 1997-98 (133 of 146)
.893	Joel Berry II, 2017-18 (108 of 121)
.878	Jeff Lebo, 1987-88 (86 of 98)
.877	Marcus Paige, 2013-14 (128 of 146)
.876	Steve Hale, 1984-85 (85 of 97)
.871	Darrell Elston, 1973-74 (81 of 93)
.868	York Larese, 1959-60 (131 of 151)
.867	Joel Berry II, 2015-16 (91 of 105)
.865	Marcus Paige, 2014-15 (96 of 111)
.864	Jeff Lebo, 1988-89 (89 of 103)

**HIGHEST FT PERCENTAGE — CAREER (min. 100 made)**

Name (Years Played)	Made	Att.	Pct.
Shammond Williams (1994-98)	292	344	.849
Marvin Williams (2004-05)	138	163	.847
Danny Green (2005-09)	202	239	.845
Marcus Paige (2012-16)	347	411	.844
Jeff Lebo (1985-89)	308	367	.839
Jim Braddock (1979-83)	106	127	.835
Dennis Wuycik (1969-72)	431	517	.834
Joel Berry II (2014-18)	333	400	.833
Darrell Elston (1971-74)	125	150	.833
Ed Stahl (1972-75)	124	149	.832
Ranzino Smith (1984-88)	136	165	.824
Jason Capel (1998-02)	377	458	.823
Kenny Smith (1983-87)	293	356	.823
Hubert Davis (1989-92)	304	371	.819
Max Owens (1997-2001)	125	153	.817
Steve Hale (1982-86)	230	283	.813
Nate Britt (2013-17)	181	223	.812
Joseph Forte (1999-2001)	221	273	.810
Wayne Ellington (2006-09)	233	288	.809
Phil Ford (1974-78)	560	693	.808
P.J. Hairston (2011-13)	140	175	.800
Sam Perkins (1980-84)	561	705	.796
York Larese (1958-61)	351	441	.796
Tyler Hansbrough (2005-09)	982	1241	.791
Tony Radovich (1952-56)	216	276	.783
Larry Brown (1960-63)	221	283	.781

## REBOUNDING RECORDS

## SINGLE-GAME

## MOST REBOUNDS — GAME

30	Rusty Clark vs. Maryland, Feb. 21, 1968
28	Billy Cunningham vs. Maryland, Jan. 13, 1964
27	Billy Cunningham vs. Clemson, Feb. 16, 1963
25	Billy Cunningham vs. Tulane, Dec. 10, 1964
25	Lennie Rosenbluth vs. Virginia, Jan. 11, 1955
25	Lennie Rosenbluth vs. South Carolina, Dec. 9, 1954

## MOST REBOUNDS — ACC REGULAR SEASON GAME

30	Rusty Clark vs. Maryland, Feb. 21, 1968
----	---

## MOST REBOUNDS — ACC TOURNAMENT GAME

21*	Lee Shaffer vs. Clemson, quarterfinal, March 5, 1959, in Raleigh
-----	--

## MOST REBOUNDS — ACC CHAMPIONSHIP GAME

19*	Pete Brennan vs. South Carolina, March 9, 1957, in Raleigh
-----	--

## MOST REBOUNDS — NCAA TOURNAMENT GAME

22^	Tyler Zeller vs. Ohio, March 23, 2012, in St. Louis
-----	---

## MOST REBOUNDS — GAME (by a freshman)

20	Antawn Jamison at Virginia, Jan. 17, 1996
----	---

## MOST REBOUNDS — GAME (by a guard)

16	Joseph Forte at Duke, Feb. 1, 2001
----	------------------------------------

## MOST REBOUNDS — SMITH CENTER

24	Sean May vs. Duke, March 6, 2005
21	Sean May vs. Akron, Dec. 14, 2003
21	Sean May vs. Duke, Feb. 5, 2004
19	Sean May vs. Kentucky, Dec. 4, 2004
19	Brice Johnson vs. Duke, Feb. 17, 2016

## SEASON

## MOST REBOUNDS — SEASON (300 or more)

416	Brice Johnson, 2015-16
399	Tyler Hansbrough, 2007-08
397	Sean May, 2004-05
389	Antawn Jamison, 1997-98
379	Billy Cunningham, 1963-64
378	Kennedy Meeks, 2016-17
374	John Henson, 2010-11
373	Luke Maye, 2017-18
365	Tyler Zeller, 2011-12
365	George Lynch, 1992-93
349	Brad Daugherty, 1984-85
348	John Henson, 2011-12
348	Bobby Jones, 1972-73
344	Billy Cunningham, 1964-65
341	Rusty Clark, 1967-68
339	Billy Cunningham, 1962-63
334	Mitch Kupchak, 1974-75
332	Pete Brennan, 1956-57
330	Sam Perkins, 1982-83
330	Rusty Clark, 1966-67
329	Antawn Jamison, 1996-97
321	Doug Moe, 1960-61
316	Mitch Kupchak, 1975-76
312	Robert McAdoo, 1971-72
309	Antawn Jamison, 1995-96
306	Brad Daugherty, 1985-86
303	Pete Brennan, 1957-58
301	Tyler Hansbrough, 2006-07
301	James Worthy, 1980-81

## HIGHEST REBOUNDING AVERAGE — SEASON

16.1	Billy Cunningham, 1962-63 (339 reb. in 21 games)
15.8	Billy Cunningham, 1963-64
14.3	Billy Cunningham, 1964-65
14.0	Doug Moe, 1960-61
11.7	Pete Brennan, 1957-58
11.7	Lennie Rosenbluth, 1954-55
11.6	Bud Maddie, 1952-53
11.5	Lennie Rosenbluth, 1955-56
11.3	Mitch Kupchak, 1975-76
11.3	Doug Moe, 1959-60



**Billy Cunningham had 40 double-figure rebounding games in a row in 1962-63 and 1963-64.**

## CAREER

## MOST REBOUNDS — CAREER (700 or more)

1,219	Tyler Hansbrough, 2005-09
1,167	Sam Perkins, 1980-84
1,097	George Lynch, 1989-93
1,062	Billy Cunningham, 1962-65
1,052	Kennedy Meeks, 2013-17
1,035	Brice Johnson, 2012-16
1,027	Antawn Jamison, 1995-98
1,006	Mitch Kupchak, 1972-76
1,003	Brad Daugherty, 1982-86
941	Eric Montross, 1990-94
929	Rusty Clark, 1966-69
890	Ademola Okulaja, 1995-99
885	John Henson, 2011-12
861	Scott Williams, 1986-90
854	Pete Brennan, 1955-58
839	Brendan Haywood, 1997-01
834	Larry Miller, 1965-68
817	Bobby Jones, 1971-74
815	Mike O'Koren, 1976-80
807	Jason Capel, 1998-02
790	Lennie Rosenbluth, 1954-57
788	Tyler Zeller, 2011-12
771	Sean May, 2002-05
766	Pete Chilcutt, 1987-91
743	Deon Thompson, 2006-10
731	J.R. Reid, 1986-89
729	Lee Dedmon, 1968-71

## MOST REBOUNDS BY YEARS PLAYED

**Four-year career:** 1,219 by Tyler Hansbrough, 2005-09

**Three-year career:** 1,062 by Billy Cunningham, 1962-65

**Two-year career:** 511 by Rasheed Wallace, 1993-95

## HIGHEST REBOUNDING AVERAGE — CAREER (10.0 or more)

15.4	Billy Cunningham, 1962-65 (1,062 in 69 games)
10.6	Doug Moe, 1958-61
10.5	Pete Brennan, 1955-58
10.4	Lennie Rosenbluth, 1954-57
10.2	Rusty Clark, 1966-69
10.0	Sean May, 2002-05
10.0	Bud Maddie, 1953-54

## DOUBLE-DIGIT REBOUNDING GAMES

## MOST GAMES IN DOUBLE-FIGURE REBOUNDS — SEASON

23	Brice Johnson, 2015-16
22	Billy Cunningham, 1963-64
21	Billy Cunningham, 1962-63
21	John Henson, 2010-11
21	Antawn Jamison, 1997-98

## MOST GAMES IN DOUBLE-FIGURE REBOUNDS — CAREER

61	Billy Cunningham, 1962-65
----	---------------------------

## CONSECUTIVE GAMES IN DOUBLE-FIGURE REBOUNDS

40	Billy Cunningham (last 20 games in 1962-63 and first 20 games in 1963-64)
----	---

## ASSIST RECORDS



**Kendall Marshall averaged an ACC-record 9.75 assists per game and won the Bob Cousy Award in 2011-12.**

## SINGLE-GAME

## MOST ASSISTS — SINGLE GAME

18	Raymond Felton vs. George Mason, Dec. 7, 2003
17	Ed Cota vs. UNLV, Dec. 4, 1999, in Charlotte
17	Jeff Lebo vs. UT Chattanooga, Nov. 18, 1988
16	Kendall Marshall at Maryland, Feb. 4, 2012
16	Kendall Marshall vs. Long Beach State, Dec. 10, 2011
16	Kendall Marshall vs. Florida State, Feb. 6, 2011
15	Kendall Marshall vs. Tennessee State, Nov. 22, 2011
15	Kendall Marshall at UNC Asheville, Nov. 13, 2011
14	eight times, most recently by Kendall Marshall vs. South Carolina, Nov. 25, 2011, in Las Vegas

## MOST ASSISTS — ACC REGULAR-SEASON GAME

16	Kendall Marshall at Maryland, Feb. 4, 2012
16	Kendall Marshall vs. Florida State, Feb. 6, 2011

## MOST ASSISTS — ACC TOURNAMENT GAME

13*	Larry Brown vs. South Carolina, quarterfinal, Feb. 28, 1963, in Raleigh
-----	---

## MOST ASSISTS — NCAA TOURNAMENT GAME

14^	Kendall Marshall vs. Long Island, East 2nd round, March 18, 2011, in Charlotte
12^	Kenny Smith vs. Notre Dame, 1987 East Regional semifinal, March 19, 1987, in East Rutherford, N.J.

## MOST ASSISTS — SMITH CENTER GAME

18	Raymond Felton vs. George Mason, Dec. 7, 2003
17	Jeff Lebo vs. UT Chattanooga, Preseason NIT 1st round, Nov. 18, 1988

## MOST ASSISTS BY A FRESHMAN — GAME

16	Kendall Marshall vs. Florida State, Feb. 6, 2011
14	Raymond Felton vs. Wyoming, March 24, 2003, NIT

## MOST ASSISTS IN FIRST GAME AS A FRESHMAN

10	Raymond Felton vs. Penn State, Nov. 18, 2002, Preseason NIT (ties ACC record)
----	---

## MOST ASSISTS IN TWO CONSECUTIVE GAMES

29	Kendall Marshall vs. Tennessee State (15) & South Carolina (14); vs. Long Beach State (16) & Appalachian State (13), 2011
----	---

## MOST ASSISTS IN THREE CONSECUTIVE GAMES

41	Ed Cota vs. Appalachian State (14), at NC State (13) and vs. Florida State (14), 1997-98
----	--

## MOST ASSISTS IN FOUR CONSECUTIVE GAMES

52	Kendall Marshall vs. UNC Asheville (15), Mississippi Valley State (8), Tennessee State (15) & South Carolina (14), Nov. 2011
----	--

## MOST ASSISTS IN FIVE CONSECUTIVE GAMES

60	Kendall Marshall vs. UNC Asheville (15), Mississippi Valley State (8), Tennessee State (15), South Carolina (14) and UNLV (8), Nov. 2011
----	--

## SEASON

## MOST ASSISTS — SINGLE SEASON

351	Kendall Marshall, 2011-12 (ACC record, 4th-best NCAA history)
284	Ed Cota, 1999-2000
274	Ed Cota, 1997-98
249	Raymond Felton, 2004-05
238	Ed Cota, 1998-99
235	Raymond Felton, 2002-03
235	Kenny Smith, 1984-85
234	Ed Cota, 1996-97
230	Kendall Marshall, 2010-11
230	Ty Lawson, 2008-09

## MOST ASSISTS — BY A FRESHMAN

236	Raymond Felton, 2002-03
234	Ed Cota, 1996-97
230	Kendall Marshall, 2010-11

## HIGHEST ASSIST AVERAGE — SINGLE SEASON

9.75	Kendall Marshall, 2011-12 (351 assists in 36 games) (ACC record)
8.11	Ed Cota, 1999-2000 (284 assists in 35 games)
7.44	Ed Cota, 1998-99
7.41	Ed Cota, 1997-98
7.10	Raymond Felton, 2003-04

## HIGHEST ASSIST AVERAGE — BY A FRESHMAN

6.88	Ed Cota, 1996-97 (234 assists in 34 games)
6.74	Raymond Felton, 2002-03
6.22	Kendall Marshall, 2010-11

## CAREER

## MOST ASSISTS — CAREER (500 or more)

1,030	Ed Cota, 1996-2000 (3rd in NCAA history)
768	Kenny Smith, 1983-87
753	Phil Ford, 1974-78
697	Raymond Felton, 2002-05
637	Derrick Phelps, 1990-94
629	King Rice, 1987-91
608	Ty Lawson, 2006-09
602	Marcus Paige, 2012-16
581	Kendall Marshall, 2010-12
580	Jeff Lebo, 1985-89
525	Jimmy Black, 1978-82
503	Steve Hale, 1982-86

## MOST ASSISTS BY YEARS PLAYED

Four-year career:	1,030 by Ed Cota, 1996-2000
Three-year career:	698 by Raymond Felton, 2002-05
Two-year career:	581 by Kendall Marshall, 2010-12

## HIGHEST ASSIST AVERAGE — CAREER

7.96	Kendall Marshall, 2010-12 (581 assists in 73 games)
7.46	Ed Cota, 1996-2000 (1,030 assists in 138 games)
6.9	Raymond Felton, 2002-05
6.1	Phil Ford, 1974-78
6.0	Kenny Smith, 1983-87
5.8	Ty Lawson, 2006-09
5.2	Larry Brown, 1960-63
4.8	Derrick Phelps, 1990-94
4.5	King Rice, 1987-91
4.4	Jeff McInnis, 1993-96
4.4	Jeff Lebo, 1985-89

## MISCELLANEOUS

## MOST GAMES WITH 10 OR MORE ASSISTS — SEASON

17	Kendall Marshall, 2011-12 (ACC record)
12	Ed Cota, 1999-2000
9	Phil Ford, 1975-76

## MOST GAMES WITH 10 OR MORE ASSISTS — CAREER

32	Ed Cota, 1996-00
23	Kendall Marshall, 2010-12
18	Raymond Felton, 2002-05
16	Phil Ford, 1974-78
13	Kenny Smith, 1983-87

## HIGHEST ASSIST-TURNOVER RATIO — SEASON (min. 200 assists)

3.49	Ty Lawson, 2008-09 (230 assists, 66 turnovers)
3.48	Kendall Marshall, 2011-12 (351 assists, 101 turnovers)
2.72	King Rice, 1990-91 (207 assists, 76 turnovers)
2.57	Ty Lawson, 2006-07 (213 assists, 83 turnovers)
2.50	Kendall Marshall, 2010-11 (230 assists, 92 turnovers)


## HIGHEST ASSIST-TURNOVER RATIO — CAREER (min. 300 assists)

3.01	Kendall Marshall, 2010-12 (581 assists, 193 turnovers) (ACC record)
2.78	Ty Lawson, 2006-09 (608 assists, 219 turnovers)
2.21	Jeff Lebo, 1985-89 (580 assists, 263 turnovers)
2.20	Marcus Paige, 2012-16 (602 assists, 274 turnovers)
2.19	King Rice, 1987-91 (629 assists, 287 turnovers)
2.19	Ed Cota, 1996-2000 (1030 assists, 470 turnovers)



Andrew Clime/The Daily Tar Heel

The defense of Derrick Phelps was a key factor in the run to the 1993 NCAA title. Phelps tallied a UNC-record 247 steals from 1990-94.



Keith Worrell

George Lynch ranks second in Carolina history in steals.

**SINGLE-GAME**

**MOST STEALS — SINGLE GAME**

9	Derrick Phelps at Georgia Tech, Feb. 2, 1992
8 <sup>^</sup>	Ty Lawson vs. Michigan State, April 6, 2009, in Detroit, Mich.
8	Tyler Hansbrough vs. UNC Asheville, Dec. 28, 2005
8	Derrick Phelps vs. Central Florida, Dec. 7, 1991
8	Dudley Bradley vs. Oregon State, Nov. 30, 1977
7	Ty Lawson vs. Michigan State, Dec. 3, 2008, in Detroit, Mich.
7	Derrick Phelps vs. Maryland, Feb. 10, 1994
7	George Lynch vs. Florida State, Jan. 27, 1993
7	Derrick Phelps vs. Cornell, Jan. 4, 1993
7	Derrick Phelps vs. Houston, Dec. 13, 1992
7	Jimmy Black vs. Tulsa, Dec. 3, 1981
7*	Dudley Bradley vs. Duke, March 3, 1979, in Greensboro
7	Dudley Bradley vs. Wake Forest, Dec. 1, 1978, in Greensboro

**MOST STEALS — ACC REGULAR SEASON GAME**

9	Derrick Phelps at Georgia Tech, Feb. 2, 1992
---	--

**MOST STEALS — ACC TOURNAMENT GAME**

*7	Dudley Bradley vs. Duke, championship, March 3, 1979, in Greensboro
----	---

**MOST STEALS — NCAA TOURNAMENT GAME**

*8	Ty Lawson vs. Michigan State, April 6, 2009, in Detroit, Mich. (national championship game)
----	---

**MOST STEALS — SMITH CENTER GAME**

8	Tyler Hansbrough vs. UNC Asheville, Dec. 28, 2005
8	Derrick Phelps vs. Central Florida, Dec. 7, 1991

**MOST STEALS BY A FRESHMAN**

8	Tyler Hansbrough vs. UNC Asheville, Dec. 28, 2005 (ACC freshman record)
---	---

**SEASON**

**MOST STEALS — SINGLE SEASON**

97	Dudley Bradley, 1978-79
89	George Lynch, 1992-93
82	Derrick Phelps, 1992-93
78	Derrick Phelps, 1991-92
78	Michael Jordan, 1982-83
78	Walter Davis, 1976-77
75	Ty Lawson, 2008-09
72	Raymond Felton, 2004-05
71	Walter Davis, 1975-76
70	Rick Fox, 1990-91

**CAREER**

**MOST STEALS — CAREER**

247	Derrick Phelps, 1990-94
241	George Lynch, 1989-93
203	Marcus Paige, 2012-16
197	Rick Fox, 1987-91
195	Kenny Smith, 1983-87
192	Ed Cota, 1997-00
191	Raymond Felton, 2002-05
190	Dudley Bradley, 1975-79
184	Ty Lawson, 2006-09
183	Mike O'Koren, 1976-80

**MOST STEALS BY YEARS PLAYED**

<b>Four-year career:</b>	247 by Derrick Phelps, 1990-94
<b>Three-year career:</b>	191 by Raymond Felton, 2002-05

**BLOCKED SHOT RECORDS**

**SINGLE-GAME**

**MOST BLOCKED SHOTS — SINGLE GAME**

10	Brendan Haywood vs. Miami (Fla.), Dec. 4, 2000
9	John Henson vs. Michigan State, Nov. 11, 2011, in San Diego, Calif. (on USS Carl Vinson)
9	Warren Martin vs. Stanford, Dec. 20, 1985

**MOST BLOCKED SHOTS — ACC REGULAR-SEASON GAME**

8	Warren Martin vs. NC State, Jan. 16, 1985
---	---

**MOST BLOCKED SHOTS — ACC TOURNAMENT GAME**

6*	Eric Montross vs. Florida State, quarterfinal, March 11, 1994, in Charlotte
----	---

**MOST BLOCKED SHOTS — NCAA TOURNAMENT GAME**

8^	Brice Johnson vs. Florida Gulf Coast, East first round, March 17, 2016, in Raleigh
----	--

**MOST BLOCKED SHOTS — SMITH CENTER GAME**

10	Brendan Haywood vs. Miami (Fla.), Dec. 4, 2000
----	--

**SEASON**

**MOST BLOCKED SHOTS — SINGLE SEASON**

120	Brendan Haywood, 2000-01
118	John Henson, 2010-11
101	John Henson, 2011-12
93	Rasheed Wallace, 1994-95
91	Brendan Haywood, 1999-2000
81	Warren Martin, 1985-86
81	Warren Martin, 1984-85
67	Sam Perkins, 1980-81
65	Ed Davis, 2008-09
65	Brandan Wright, 2006-07
65	Sam Perkins, 1982-83

**MOST BLOCKED SHOTS PER GAME — SEASON**

3.64	Brendan Haywood, 2000-01 (120 blocks in 33 games)
3.19	John Henson, 2010-11 (118 blocks in 37 games)
2.89	John Henson, 2011-12 (101 blocks in 35 games)
2.79	Warren Martin, 1985-86 (81 blocks in 29 games)
2.78	Ed Davis, 2009-10 (64 blocks in 23 games)

**CAREER**

**MOST BLOCKED SHOTS — CAREER**

304	Brendan Haywood, 1997-2001
279	John Henson, 2009-12
245	Sam Perkins, 1980-84
190	Warren Martin, 1981-86
174	Kevin Salvadori, 1990-94
169	Eric Montross, 1990-94
163	Brice Johnson, 2012-16
161	Scott Williams, 1986-90
156	Rasheed Wallace, 1993-95
155	Danny Green, 2005-09

**MOST BLOCKED SHOTS BY YEARS PLAYED**

**Four-year career:** 304 by Brendan Haywood, 1997-2001  
**Three-year career:** 279 by John Henson, 2009-12  
**Two-year career:** 156 by Rasheed Wallace, 1993-95

**MOST BLOCKED SHOTS PER GAME — CAREER**

2.56	John Henson, 2009-12 (279 blocks in 109 games)
2.26	Rasheed Wallace, 1993-95 (156 blocks in 69 games)
2.13	Brendan Haywood, 1997-2001 (304 blocks in 141 games)
2.11	Ed Davis, 2009-11 (129 blocks in 61 games)
1.81	Sam Perkins, 1980-84 (245 blocks in 135 games)

Robert Crawford



John Henson's 2.56 blocks per game in his career helped him to second place in UNC history in total blocks with 279.

Tom Copeland/Greensboro News & Record



Brendan Haywood owns Carolina's career, season and single-game blocked shot records.

**MISCELLANEOUS RECORDS**



Jeffrey Camarati

The 2009 senior class won 124 games, the most in Carolina history.



Peyton Williams

Joel Berry II played in 60 ACC wins, most in Carolina history, from 2014-18.

**MOST GAMES PLAYED — SINGLE SEASON**

- 40 Nate Britt, Justin Jackson, Kennedy Meeks, Seventh Woods in 2016-17
- 40 Joel Berry II, Isaiah Hicks, Justin Jackson, Brice Johnson, Theo Pinson in 2015-16
- 39 Tyler Hansbrough, Wayne Ellington, Danny Green, Deon Thompson, Marcus Ginyard in 2007-08
- 38 Harrison Barnes, Reggie Bullock, James Michael McAdoo, Justin Watts, Tyler Zeller in 2011-12
- 38 Ed Davis, Larry Drew II, Wayne Ellington, Bobby Frasor, Danny Green and Deon Thompson in 2008-09
- 38 Wayne Ellington, Tyler Hansbrough, Ty Lawson, Wes Miller, Alex Stepheson, Reyshawn Terry and Deon Thompson in 2006-07
- 38 Vince Carter, Brendan Haywood, Makhtar Ndiaye, Ademola Okulaja, Shammond Williams in 1997-98
- 38 George Lynch, Eric Montross, Henrik Rodl, Kevin Salvadori, Pat Sullivan in 1992-93

**MOST GAMES PLAYED — CAREER**

- 152 Deon Thompson, 2006-10 (*ACC record*)
- 151 Nate Britt, 2013-17
- 151 Isaiah Hicks, 2013-17
- 148 Brice Johnson, 2012-16
- 145 Danny Green, 2005-09
- 144 Joel Berry II, 2014-18
- 144 Kennedy Meeks, 2013-17
- 143 Marcus Ginyard, 2005-10
- 142 Tyler Hansbrough, 2005-09
- 141 Marcus Paige, 2012-16
- 141 Brendan Haywood, 1997-2001

**MOST CAROLINA WINS PLAYED — SINGLE SEASON**

- 36 Tyler Hansbrough, Wayne Ellington, Danny Green, Deon Thompson, Marcus Ginyard in 2007-08
- 34 George Lynch, Eric Montross, Henrik Rodl, Kevin Salvadori and Pat Sullivan in 1992-93
- 34 Vince Carter, Brendan Haywood, Makhtar Ndiaye, Ademola Okulaja and Shammond Williams in 1997-98
- 34 Ed Davis, Larry Drew II, Wayne Ellington, Bobby Frasor, Danny Green and Deon Thompson in 2008-09

**MOST CAROLINA WINS PLAYED — CAREER**

- 123 Danny Green, 2005-09 (23 in 2005-06, 30 in 2006-07, 36 in 2007-08, 34 in 2008-09)
- 121 Deon Thompson, 2006-10 (30 in 2006-07, 36 in 2007-08, 34 in 2008-09, 20 in 2009-10)
- 120 Tyler Hansbrough, 2005-09 (23 in 2005-06, 31 in 2006-07, 36 in 2007-08, 30 in 2008-09)
- 116 Nate Britt, 2013-17 (24 in 2013-14, 26 in 2014-15, 33 in 2015-16, 33 in 2016-17)
- 116 Isaiah Hicks, 2013-17 (24 in 2013-14, 26 in 2014-15, 33 in 2015-16, 33 in 2016-17)

**MOST ACC WINS PLAYED — CAREER  
(includes ACC Tournament games)**

- 60 Joel Berry II, 2014-18 (60 regular season, 10 ACC Tournament)
- 59 Nate Britt, 2013-17 (52 regular season, 7 ACC Tournament)
- 59 Isaiah Hicks, 2013-17 (52 regular season, 7 ACC Tournament)
- 58 Brice Johnson, 2012-16
- 58 Marcus Paige, 2012-16
- 58 Danny Green, 2005-09
- 58 Tyler Hansbrough, 2005-09

**TRIPLE-DOUBLE**

**(10 or More Points, Rebounds and Blocked Shots in Same Game)**

Brendan Haywood vs. Miami, Dec. 4, 2000 (18 points, 14 rebounds, 10 blocks)

**TRIPLE-DOUBLE**

**(10 or More Points, Rebounds and Assists in Same Game)**

Jason Capel vs. Buffalo, Dec. 17, 2000 (16 points, 11 rebounds, 10 assists)

(\*Note: The *Charlotte Observer* reported that Billy Cunningham had 33 points, 16 rebounds and 11 assists vs. Virginia on Jan. 16, 1965. However, assists were not an official statistic at that point.)

**ONLY PLAYER IN NCAA HISTORY WITH  
1,000 POINTS, 1,000 ASSISTS AND 500 REBOUNDS**

Ed Cota (1,261 points, 1,030 assists and 517 rebounds)

**MOST WINS BY A CLASS (Four-year span)**

- 124 2009 (Michael Copeland, Bobby Frasor, Marcus Ginyard, Danny Green, Tyler Hansbrough)
- 123 2008 (Quentin Thomas)
- 121 2010 (Deon Thompson)
- 118 2018 (Joel Berry II, Theo Pinson)
- 117 1984 (Matt Doherty, Cecil Exum, Sam Perkins)

**MOST PERSONAL FOULS**

- 443 Scott Williams (1986-90) (*ACC record*)

**MOST GAMES PLAYED WITHOUT FOULING OUT**

- 138 Ed Cota (1996-2000) (*NCAA record*)

**TAR HEEL SINGLE-GAME BESTS**

**TOP 25 TAR HEEL SCORING GAMES**


Pts.	Player	Opponent	Date and Site
49	Bob Lewis	Florida State	Dec. 16, 1965, in Chapel Hill
48	Billy Cunningham	Tulane	Dec. 10, 1964, in Chapel Hill
47	Lennie Rosenbluth	Furman	Dec. 4, 1956, in Chapel Hill
45*	Lennie Rosenbluth	Clemson	Mar. 7, 1957, at Raleigh, N.C.
45	Lennie Rosenbluth	William & Mary	Feb. 7, 1956, in Chapel Hill
45	Lennie Rosenbluth	Clemson	Jan. 14, 1956, at Clemson, S.C.
45	George Glamack	Clemson	Feb. 10, 1941, in Chapel Hill
43	Charlie Scott	Wake Forest	Jan. 17, 1970, in Chapel Hill
43	Bob Lewis	Richmond	Dec. 8, 1965, in Chapel Hill
42	Shammond Williams	Georgia Tech	Feb. 8, 1998, at Atlanta, Ga.
41	Kenny Smith	Clemson	Jan. 28, 1987, at Clemson, S.C.
41*	Charlie Scott	Virginia	Mar. 5, 1970, at Charlotte, N.C.
40*	Harrison Barnes	Clemson	Mar. 12, 2011, in Greensboro, N.C.
40	Tyler Hansbrough	Georgia Tech	Feb. 15, 2006, in Chapel Hill
40*	Charlie Scott	Duke	Mar. 8, 1969, at Charlotte, N.C.
40	Billy Cunningham	Maryland	Jan. 13, 1964, in Chapel Hill
40	Lennie Rosenbluth	Duke	Mar. 1, 1957, at Durham, N.C.
39	Brice Johnson	Florida State	Jan. 4, 2016, at Tallahassee, Fla.
39	Tyler Hansbrough	Clemson	Feb. 10, 2008, in Chapel Hill
39	Michael Jordan	Georgia Tech	Jan. 29, 1983, at Greensboro, N.C.
39^	Al Wood	Virginia	Mar. 28, 1981, at Philadelphia, Pa.
39	Dennis Wuycik	Creighton	Dec. 12, 1970, at Charlotte, N.C.
39^	Lennie Rosenbluth	Canisius	Mar. 15, 1957, at Philadelphia, Pa.
39	Lennie Rosenbluth	William & Mary	Dec. 11, 1954, at Williamsburg, Va.
38	Joseph Forte	Tulsa	Nov. 11, 2000, in Chapel Hill
38	Larry Miller	Virginia	Jan. 28, 1967, in Chapel Hill
38	Billy Cunningham	Virginia	Feb. 23, 1965, in Chapel Hill
38*	Lennie Rosenbluth	South Carolina	Mar. 9, 1957, at Raleigh, N.C.

**TOP 25 TAR HEEL REBOUNDING GAMES**

Reb.	Player	Opponent	Date and Site
30	Rusty Clark	Maryland	Feb. 21, 1968, in Chapel Hill
28	Billy Cunningham	Maryland	Jan. 13, 1964, in Chapel Hill
27	Billy Cunningham	Clemson	Feb. 16, 1963, at Charlotte, N.C.
25	Billy Cunningham	Tulane	Dec. 10, 1964, in Chapel Hill
25	Billy Cunningham	South Carolina	Feb. 15, 1964, at Charlotte, N.C.
25	Billy Cunningham	Virginia Tech	Jan. 18, 1964, in Chapel Hill
25	Lennie Rosenbluth	Virginia	Jan. 11, 1955, in Chapel Hill
25	Lennie Rosenbluth	South Carolina	Dec. 9, 1954, in Chapel Hill
24	Sean May	Duke	Mar. 6, 2005, in Chapel Hill
24	Billy Cunningham	Georgia	Dec. 3, 1964, at Athens, Ga.
23	Brice Johnson	Florida State	Jan. 4, 2016, at Tallahassee, Fla.
23	Billy Cunningham	Virginia	Feb. 20, 1963, in Chapel Hill
23	Paul Likins	Clemson	Dec. 4, 1955, in Chapel Hill
23	Lennie Rosenbluth	Clemson	Dec. 4, 1955, in Chapel Hill
22^	Tyler Zeller	Ohio	Mar. 23, 2012, in St. Louis, Mo.
22	Billy Cunningham	Maryland	Feb. 18, 1964, at College Park, Md.
22	Pete Brennan	Wake Forest	Jan. 4, 1958, in Chapel Hill
22	Lennie Rosenbluth	William & Mary	Feb. 7, 1956, in Chapel Hill
21	Brice Johnson	Duke	March 5, 2016, in Chapel Hill
21	Tyler Hansbrough	Florida State	Feb. 3, 2008, in Tallahassee, Fla.
21	Sean May	Duke	Feb. 5, 2004, in Chapel Hill
21	Sean May	Akron	Dec. 14, 2003, in Chapel Hill
21	Mitch Kupchak	Tulane	Feb. 14, 1976, at New Orleans, La.
21	Bobby Jones	Duke	Jan. 20, 1973, in Chapel Hill
21	Billy Cunningham	South Carolina	Feb. 19, 1965, at Charlotte, N.C.
21	Billy Cunningham	South Carolina	Feb. 15, 1963, at Charlotte, N.C.
21	Doug Moe	Virginia	Jan. 14, 1961, at Charlottesville, Va.
21*	Lee Shaffer	Clemson	Mar. 5, 1959, at Raleigh, N.C.
21	Lennie Rosenbluth	Virginia	Jan. 10, 1956, in Chapel Hill



**Bob Lewis scored a school-record 49 points vs. Florida State in 1965.**




**Sean May had a career-high 24 rebounds in the win over Duke in 2005 in Chapel Hill.**

**Key to symbols:** \*ACC Tournament game ~NIT game  
^NCAA Tournament game

**TOP 25 TAR HEEL ASSIST GAMES**

As.	Player	Opponent	Date and Site
18	Raymond Felton	George Mason	Dec. 7, 2003, in Chapel Hill
17	Ed Cota	UNLV	Dec. 4, 1999, at Charlotte, N.C.
17	Jeff Lebo	Chattanooga	Nov. 18, 1988, in Chapel Hill
16	Kendall Marshall	Maryland	Feb. 4, 2012, in College Park, Md.
16	Kendall Marshall	Long Beach State	Dec. 10, 2011, in Chapel Hill
16	Kendall Marshall	Florida State	Feb. 6, 2011, in Chapel Hill
15	Kendall Marshall	Tennessee State	Nov. 22, 2011, in Chapel Hill
15	Kendall Marshall	UNC Asheville	Nov. 13, 2011, in Asheville, N.C.
14	Kendall Marshall	South Carolina	Nov. 25, 2011, in Las Vegas, Nev.
14^	Kendall Marshall	Washington	Mar. 20, 2011, in Charlotte, N.C.
14~	Raymond Felton	Wyoming	Mar. 24, 2003, in Chapel Hill
14	Ed Cota	Florida State	Jan. 24, 1998, in Chapel Hill
14	Ed Cota	Appalachian State	Jan. 17, 1998, in Chapel Hill
14	Phil Ford	NC State	Feb. 23, 1977, in Chapel Hill
14	Phil Ford	Brigham Young	Dec. 20, 1976, in Chapel Hill
14	Phil Ford	Howard	Nov. 29, 1975, in Chapel Hill
13	Kendall Marshall	NC State	Feb. 22, 2012, in Raleigh, N.C.
13	Kendall Marshall	Clemson	Feb. 18, 2012, in Chapel Hill
13	Kendall Marshall	Appalachian State	Dec. 17, 2011, in Chapel Hill
13	Ed Cota	Duke	Mar. 4, 2000, at Durham, N.C.
13	Ed Cota	Wake Forest	Feb. 12, 2000, in Chapel Hill
13	Ed Cota	Hampton	Nov. 23, 1998, at Hampton, Va.
13	Ed Cota	Georgia Tech	Feb. 8, 1998, at Atlanta, Ga.
13	Ed Cota	NC State	Jan. 21, 1998, at Raleigh, N.C.
13	Shammond Williams	Richmond	Nov. 19, 1997, at Richmond, Va.
13	Jeff McInnis	Florida State	Jan. 25, 1995, in Chapel Hill
13	King Rice	Kentucky	Dec. 27, 1989, at Louisville, Ky.
13	Kenny Smith	Miami (Fla.)	Dec. 6, 1986, in Chapel Hill
13	Jeff Lebo	Manhattan	Dec. 27, 1985, at Miami, Fla.
13	Kenny Smith	UCLA	Nov. 24, 1985, in Chapel Hill
13	Steve Hale	Clemson	Feb. 23, 1985, in Chapel Hill
13	Kenny Smith	The Citadel	Feb. 1, 1985, at Charlotte, N.C.
13	Kenny Smith	SMU	Jan. 13, 1985, at Greensboro, N.C.
13	Kenny Smith	Oral Roberts	Dec. 8, 1984, in Chapel Hill
13	Steve Hale	Duke	Mar. 3, 1984, in Chapel Hill
13*	Larry Brown	South Carolina	Feb. 28, 1963, at Raleigh, N.C.



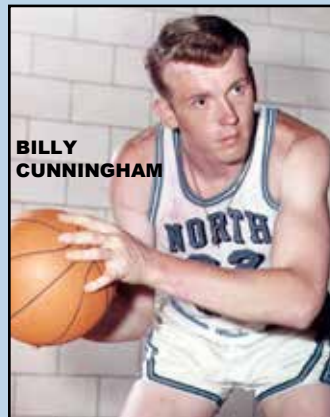
**MITCH KUPCHAK**

Steve Clinis



**KENDALL MARSHALL**

Peyton Williams



**BILLY CUNNINGHAM**



**KENNY SMITH**

Sally Sather

## YEARLY STATISTICAL LEADERS

FIELD GOAL PERCENTAGE  
(min. 85 field goals made)

Year	Player	FGM	FGA	Pct.
1951-52	Al Lifson	163	401	.406
1952-53	Jerry Vayda	111	266	.417
1953-54	Jerry Vayda	123	298	.413
1954-55	Tony Radovich	85	194	.438
1955-56	Lennie Rosenbluth	227	496	.456
1956-57	Lennie Rosenbluth	305	631	.483
1957-58	Pete Brennan	170	388	.438
1958-59	Lee Shaffer	128	273	.468
1959-60	Lee Shaffer	169	388	.436
1960-61	Jim Hudock	94	188	.500
1961-62	Donnie Walsh*	85	152	.559
1962-63	Billy Cunningham	186	380	.487
1963-64	Charlie Shaffer	117	221	.525
1964-65	Billy Cunningham	237	481	.491
1965-66	Larry Miller	219	400	.548
1966-67	Rusty Clark*	181	328	.552
1967-68	Charlie Scott	234	470	.498
1968-69	Bill Bunting*	217	363	.598
1969-70	Dennis Wuycik	148	270	.548
1970-71	Dennis Wuycik*	182	300	.607
1971-72	Bobby Jones*	127	190	.668
1972-73	Mitch Kupchak	99	164	.604
1973-74	Bobby Jones*	189	326	.580
1974-75	Mitch Kupchak	239	397	.602
1975-76	Tommy LaGarde*	156	255	.612
1976-77	Tommy LaGarde	108	182	.593
1977-78	Mike O'Koren*	173	269	.643
1978-79	Al Wood*	210	367	.572
1979-80	Al Wood	216	378	.571
1980-81	Sam Perkins	199	318	.626
1981-82	Sam Perkins	174	301	.578
1982-83	Brad Daugherty	110	197	.558
1983-84	Brad Daugherty	128	210	.610
1984-85	Brad Daugherty	238	381	.625
1985-86	Brad Daugherty*#	284	438	.648
1986-87	J.R. Reid	198	339	.584
1987-88	J.R. Reid	222	366	.607
1988-89	J.R. Reid	164	267	.614
1989-90	Kevin Madden	120	211	.569
1990-91	Pete Chilcutt	175	325	.538
1991-92	Eric Montross	140	244	.574
1992-93	Eric Montross	222	361	.615
1993-94	Rasheed Wallace	139	230	.604
1994-95	Rasheed Wallace*	238	364	.654
1995-96	Antawn Jamison*	201	322	.624
1996-97	Antawn Jamison	270	496	.544
1997-98	Vince Carter*	224	379	.591
1998-99	Brendan Haywood	160	247	.648
1999-00	Brendan Haywood*#	191	274	.697
2000-01	Brendan Haywood	155	262	.592
2001-02	Jawad Williams	104	202	.515
2002-03	Rashad McCants	215	438	.491
2003-04	Rashad McCants	216	451	.479
2004-05	Sean May	228	402	.567
2005-06	Tyler Hansbrough	199	349	.570
2006-07	Brandon Wright*	228	353	.646
2007-08	Tyler Hansbrough	289	535	.540
2008-09	Ty Lawson	182	342	.532
2009-10	Ed Davis	111	192	.578
2010-11	Tyler Zeller*	210	384	.547
2011-12	Tyler Zeller	220	398	.553
2012-13	Brice Johnson	90	176	.511
2013-14	Brice Johnson	150	265	.566
2014-15	Brice Johnson	207	366	.566
2015-16	Brice Johnson*	267	435	.614
	Isaiah Hicks	132	215	.614
2016-17	Isaiah Hicks	174	302	.573
2017-18	Luke Maye	251	516	.486
	Kenny Williams	156	321	.486

THREE-POINT FIELD GOAL PERCENTAGE  
(min. 25 field goals made)

Year	Player	Made	Att	Pct.
1982-83	Jim Braddock	43	93	.462
1986-87	Jeff Lebo	67	149	.450
1987-88	Jeff Lebo	78	168	.464
1988-89	Steve Bucknall	62	148	.419
1989-90	Rick Fox	70	160	.438
1990-91	Hubert Davis*	64	131	.489
1991-92	Hubert Davis	85	198	.429
1992-93	Donald Williams	83	199	.417
1993-94	Jeff McInnis	27	65	.415
1994-95	Dante Calabria*	66	133	.496
1995-96	Shammond Williams	46	116	.397

1996-97	Shammond Williams	95	227	.419
1997-98	Vince Carter	44	107	.411
1998-99	Ademola Okulaja	59	137	.431
1999-00	Jason Capel	46	121	.380
2000-01	Jason Capel	56	134	.418
2001-02	Adam Boone	34	79	.430
2002-03	Rashad McCants	72	174	.414
2003-04	Rashad McCants	78	191	.408
2004-05	Raymond Felton*	70	159	.440
2005-06	Wes Miller	64	145	.441
2006-07	Reyshawn Terry	45	103	.437
2007-08	Wayne Ellington	78	195	.400
2008-09	Ty Lawson	51	108	.472
2009-10	Will Graves	73	197	.371
2010-11	Leslie McDonald	51	134	.381
2011-12	Reggie Bullock	71	186	.382
2012-13	Reggie Bullock	88	202	.436
2013-14	Marcus Paige	86	221	.389
2014-15	Marcus Paige	94	238	.395
2015-16	Joel Berry II	68	178	.382
2016-17	Joel Berry II	88	230	.383
2017-18	Luke Maye	50	116	.431

FREE THROW PERCENTAGE  
(min. 50 free throws made)

Year	Player	FTM	FTA	Pct.
1951-52	Al Lifson	99	140	.707
1952-53	Al Lifson	100	142	.704
1953-54	Al Lifson	74	97	.763
1954-55	Tony Radovich	60	80	.750
1955-56	Tony Radovich	63	76	.829
1956-57	Lennie Rosenbluth	285	376	.758
1957-58	Harvey Salz	64	84	.761
1958-59	Lee Shaffer	74	96	.770
1959-60	York Larese*	131	151	.868
1960-61	York Larese	124	158	.785
1961-62	Larry Brown	101	127	.795
1962-63	Larry Brown	95	122	.779
1963-64	Ray Respass	52	66	.788
1964-65	Bobby Lewis	123	175	.703
1965-66	Bobby Lewis	222	274	.810
1966-67	Bobby Lewis	167	211	.791
1967-68	Dick Grubar	64	90	.711
1968-69	Bill Bunting	143	173	.827
1969-70	Charlie Scott	169	215	.786
1970-71	Dennis Wuycik	169	197	.858
1971-72	Kim Hubbard	53	57	.930
1972-73	Ed Stahl	73	88	.830
1973-74	Darrell Elston	81	93	.871
1974-75	Phil Ford	126	161	.783
1975-76	Tommy LaGarde	106	131	.809
1976-77	Phil Ford*	157	184	.853
1977-78	Phil Ford	149	184	.810
1978-79	Mike O'Koren	144	188	.766
1979-80	Al Wood	118	154	.766
1980-81	Jimmy Black	93	118	.788
1981-82	Matt Doherty	71	92	.772
1982-83	Jim Braddock	67	81	.827
1983-84	Sam Perkins*	155	181	.856
1984-85	Steve Hale*	85	97	.876
1985-86	Steve Hale	85	103	.825
1986-87	Jeff Lebo*	79	93	.849
1987-88	Ranzino Smith	52	58	.897
1988-89	Jeff Lebo	89	103	.864
1989-90	Hubert Davis	59	74	.797
1990-91	Hubert Davis	81	97	.835
1991-92	Hubert Davis*	140	169	.828
1992-93	Donald Williams*	97	117	.829
1993-94	Donald Williams	77	100	.770
1994-95	Jerry Stackhouse	185	260	.712
1995-96	Jeff McInnis	88	110	.800
1996-97	Shammond Williams	88	108	.815
1997-98	Shammond Williams*	133	146	.911
1998-99	Jason Capel	76	89	.854
1999-00	Jason Capel	116	140	.829
2000-01	Joseph Forte	133	156	.853
2001-02	Jason Capel	112	136	.824
2002-03	Jawad Williams	97	129	.752
2003-04	Raymond Felton	85	105	.810
2004-05	Marvin Williams	138	163	.847
2005-06	Reyshawn Terry	108	135	.800
2006-07	Wayne Ellington	51	61	.836
2007-08	Danny Green	69	79	.873
2008-09	Danny Green	52	61	.852
2009-10	Will Graves	50	62	.806
2010-11	Tyler Zeller	161	211	.763
2011-12	P.J. Hairston	52	62	.839

2012-13	Marcus Paige	51	61	.836
2013-14	Marcus Paige	128	146	.877
2014-15	Nate Britt	60	68	.882
2015-16	Joel Berry II	91	105	.867
2016-17	Isaiah Hicks	113	145	.779
2017-18	Joel Berry II	108	121	.893

## SCORING AVERAGE

Year	Player	PPG
1910-11	Marvin Ritch	9.5
1911-12	Junius Smith	12.0
1912-13	Meb Long	10.1
1913-14	Meb Long	12.7
1914-15	Meb Long	11.1
1915-16	Meb Long	14.7
1916-17	Mac McDuffie	11.1
1917-18	Peter Lynch	13.1
1918-19	Peter Lynch	11.8
1919-20	Billy Carmichael	10.8
1920-21	Cartwright Carmichael	15.1
1921-22	Cartwright Carmichael	12.6
1922-23	Cartwright Carmichael	14.9
1923-24	Jack Cobb	13.6
1924-25	Jack Cobb	9.5
1925-26	Jack Cobb	11.9
1926-27	Bill Vanstory	8.1
1927-28	Rufus Hackney	7.8
1928-29	Henry Satterfield	7.3
1929-30	Dave Neiman	6.7
1930-31	Sandy Dameron	7.3
1931-32	Wilmer Hines	8.9
1932-33	Wilmer Hines	10.1
1933-34	Virgil Weathers	7.8
1934-35	Mel Nelson	9.6
1935-36	Andy Bershak	6.8
1936-37	Pete Mullis	8.3
1937-38	Andy Bershak	7.5
1938-39	George Glamack	9.1
1939-40	George Glamack	17.6
1940-41	George Glamack	20.6
1941-42	Bob Rose	11.5
1942-43	Fritz Nagy	10.4
1943-44	Bernie Mock	9.1
1944-45	Jim Jordan	11.2
1945-46	John "Hook" Dillon	13.9
1946-47	Jim Hamilton	11.4
1947-48	Bob Paxton	12.2
1948-49	Coy Carson	15.3
1949-50	Nemo Nearman	13.2
1950-51	Jack Wallace	13.9
1951-52	Al Lifson	15.8
1952-53	Al Lifson	14.7
1953-54	Jerry Vayda	17.0
1954-55	Lennie Rosenbluth	25.5
1955-56	Lennie Rosenbluth*	26.7
1956-57	Lennie Rosenbluth	28.0
1957-58	Pete Brennan*	21.3
1958-59	York Larese	15.1
1959-60	Lee Shaffer*	18.2
1960-61	York Larese	23.1
1961-62	Larry Brown	16.5
1962-63	Billy Cunningham	22.7
1963-64	Billy Cunningham*	26.0
1964-65	Billy Cunningham*	25.4
1965-66	Bobby Lewis*	27.4
1966-67	Larry Miller	21.9
1967-68	Larry Miller	22.4
1968-69	Charlie Scott	22.3
1969-70	Charlie Scott*	27.1
1970-71	Dennis Wuycik	18.4
1971-72	Robert McAdoo	19.5
1972-73	George Karl	17.0
1973-74	Bobby Jones	16.1
1974-75	Mitch Kupchak	18.5
1975-76	Phil Ford	18.6
1976-77	Phil Ford	18.7
1977-78	Phil Ford	20.8
1978-79	Al Wood	17.8
1979-80	Al Wood	19.0
1980-81	Al Wood	18.1
1981-82	James Worthy	15.6
1982-83	Michael Jordan	20.0
1983-84	Michael Jordan*	19.6
1984-85	Brad Daugherty	17.3
1985-86	Brad Daugherty	20.2
1986-87	Kenny Smith	16.9
1987-88	J.R. Reid	18.0

## YEARLY STATISTICAL LEADERS

1988-89	J.R. Reid	15.9
1989-90	Rick Fox	16.2
1990-91	Rick Fox	16.9
1991-92	Hubert Davis	21.4
1992-93	Eric Montross	15.8
1993-94	Donald Williams	14.3
1994-95	Jerry Stackhouse	19.2
1995-96	Jeff McInnis	16.5
1996-97	Antawn Jamison	19.1
1997-98	Antawn Jamison*	22.2
1998-99	Ademola Okulaja	13.9
1999-00	Joseph Forte	16.7
2000-01	Joseph Forte	20.9
2001-02	Jason Capel	15.6
2002-03	Rashad McCants	17.0
2003-04	Rashad McCants*	20.0
2004-05	Sean May	17.5
2005-06	Tyler Hansbrough	18.9
2006-07	Tyler Hansbrough	18.4
2007-08	Tyler Hansbrough*	22.6
2008-09	Tyler Hansbrough	20.7
2009-10	Deon Thompson	13.7
2010-11	Tyler Zeller	15.7
	Harrison Barnes	15.7
2011-12	Harrison Barnes	17.1
2012-13	P.J. Hairston	14.6
2013-14	Marcus Paige	17.5
2014-15	Marcus Paige	14.1
2015-16	Brice Johnson	17.0
2016-17	Justin Jackson	18.3
2017-18	Joel Berry II	17.1

## REBOUNDING AVERAGE

Year	Player	RPG
1951-52	Howard Deasy	10.7
1952-53	Bud Maddie	11.6
1953-54	Paul Likins	10.9
1954-55	Lennie Rosenbluth	11.7
1955-56	Lennie Rosenbluth	11.5
1956-57	Pete Brennan	10.4
1957-58	Pete Brennan*	11.7
1958-59	Dick Kepley	7.3
1959-60	Doug Moe	11.3
1960-61	Doug Moe	14.0
1961-62	Jim Hudock	10.1
1962-63	Billy Cunningham*	16.1
1963-64	Billy Cunningham*	15.8
1964-65	Billy Cunningham*	14.3
1965-66	Larry Miller	10.3
1966-67	Rusty Clark	10.3
1967-68	Rusty Clark	11.0
1968-69	Rusty Clark	9.2
1969-70	Lee Dedmon	9.4
1970-71	Lee Dedmon	8.5
1971-72	Robert McAdoo	10.1
1972-73	Bobby Jones	10.5
1973-74	Bobby Jones	9.8
1974-75	Mitch Kupchak	10.8
1975-76	Mitch Kupchak*	11.3
1976-77	Tommy LaGarde	7.4
1977-78	Mike O'Koren	6.7
1978-79	Mike O'Koren	7.2
1979-80	Mike O'Koren	7.4
1980-81	James Worthy	8.4
1981-82	Sam Perkins	7.8
1982-83	Sam Perkins	9.4
1983-84	Sam Perkins	9.6
1984-85	Brad Daugherty*	9.7
1985-86	Brad Daugherty	9.0
1986-87	J.R. Reid	7.4
1987-88	J.R. Reid	8.9
1988-89	Scott Williams	7.3
1989-90	Scott Williams	7.3
1990-91	George Lynch	7.4
1991-92	George Lynch	8.8
1992-93	George Lynch	9.6
1993-94	Eric Montross	8.1
1994-95	Jerry Stackhouse	8.2
1995-96	Antawn Jamison	9.7
1996-97	Antawn Jamison	9.4
1997-98	Antawn Jamison*	10.5
1998-99	Ademola Okulaja	8.4
1999-00	Brendan Haywood	7.5
2000-01	Jason Capel	7.3
	Brendan Haywood	7.3
2001-02	Jason Capel	8.6
2002-03	Jawad Williams	5.6

2003-04	Sean May*	9.8
2004-05	Sean May	10.7
2005-06	Tyler Hansbrough	7.8
2006-07	Tyler Hansbrough	7.9
2007-08	Tyler Hansbrough*	10.2
2008-09	Tyler Hansbrough	8.1
2009-10	Ed Davis	9.2
2010-11	John Henson	10.1
2011-12	John Henson*	9.9
2012-13	James Michael McAdoo	7.3
2013-14	James Michael McAdoo	6.8
2014-15	Brice Johnson	7.8
2015-16	Brice Johnson	10.4
2016-17	Kennedy Meeks	9.5
2017-18	Luke Maye	10.1

## ASSISTS

Year	Player	Assists
1968-69	Charlie Scott	108
1969-70	Eddie Fogler	92
1970-71	Steve Previs	90
1971-72	Steve Previs	151
1972-73	George Karl	192
1973-74	Darrell Elston	158
1974-75	Phil Ford	161
1975-76	Phil Ford*	203
1976-77	Phil Ford*	217
1977-78	Phil Ford*	172
1978-79	Mike O'Koren	99
1979-80	Mike O'Koren	104
1980-81	Jimmy Black	188
1981-82	Jimmy Black*	213
1982-83	Matt Doherty	150
1983-84	Matt Doherty	124
1984-85	Kenny Smith	235
1985-86	Kenny Smith	210
1986-87	Kenny Smith	209
1987-88	Jeff Lebo	159
1988-89	Steve Bucknall	196
1989-90	King Rice	217
1990-91	King Rice	207
1991-92	Derrick Phelps	207
1992-93	Derrick Phelps	196
1993-94	Derrick Phelps	176
1994-95	Jeff McInnis	180
1995-96	Jeff McInnis	170
1996-97	Ed Cota*	234
1997-98	Ed Cota*	274
1998-99	Ed Cota*	238
1999-00	Ed Cota*	284
2000-01	Ronald Curry	119
2001-02	Adam Boone	89
2002-03	Raymond Felton	236
2003-04	Raymond Felton*	213
2004-05	Raymond Felton*	248
2005-06	Bobby Frasier	136
2006-07	Ty Lawson	213
2007-08	Ty Lawson	165
2008-09	Ty Lawson*	230
2009-10	Larry Drew II	222
2010-11	Kendall Marshall*	230
2011-12	Kendall Marshall*#	351
2012-13	Marcus Paige	161
2013-14	Marcus Paige	143
2014-15	Marcus Paige	170
2015-16	Joel Berry II	151
2016-17	Joel Berry II	138
2017-18	Theo Pinson	187

## BLOCKED SHOTS

Year	Player	Blocks
1975-76	Mitch Kupchak	32
1976-77	Tommy LaGarde	31
1977-78	Jeff Wolf	23
1978-79	Pete Budko	27
1979-80	Jeff Wolf	28
1980-81	Sam Perkins	67
1981-82	Sam Perkins	53
1982-83	Sam Perkins	65
1983-84	Sam Perkins	60
1984-85	Warren Martin	81
1985-86	Warren Martin	81
1986-87	Dave Popson	27
	J.R. Reid	27
	Scott Williams	27
1987-88	Scott Williams	43
1988-89	Scott Williams	50

1989-90	Scott Williams	41
1990-91	Pete Chilcutt	35
1991-92	Kevin Salvadori	63
1992-93	Eric Montross	47
1993-94	Rasheed Wallace	63
1994-95	Rasheed Wallace	93
1995-96	Serge Zwikker	49
1996-97	Serge Zwikker	61
1997-98	Makhtar Ndiaye	54
1998-99	Brendan Haywood	60
1999-00	Brendan Haywood	91
2000-01	Brendan Haywood*	120
2001-02	Kris Lang	33
2002-03	Jawad Williams	37
2003-04	Sean May	37
2004-05	Sean May	38
2005-06	Danny Green	32
2006-07	Brandan Wright	65
2007-08	Deon Thompson	51
2008-09	Ed Davis	65
2009-10	Ed Davis	64
2010-11	John Henson*	118
2011-12	John Henson*	101
2012-13	Desmond Hubert	30
2013-14	Brice Johnson	43
2014-15	Kennedy Meeks	46
2015-16	Brice Johnson	59
2016-17	Kennedy Meeks	47
2017-18	Luke Maye	38

## STEALS

Year	Player	Steals
1975-76	Walter Davis	71
1976-77	Walter Davis	78
1977-78	Dudley Bradley	61
1978-79	Dudley Bradley*	97
1979-80	Mike O'Koren	43
1980-81	Jimmy Black	64
1981-82	Jimmy Black	58
1982-83	Michael Jordan	78
1983-84	Michael Jordan	50
1984-85	Kenny Smith	64
1985-86	Steve Hale	55
1986-87	Kenny Smith	51
1987-88	Scott Williams	45
1988-89	Rick Fox	47
1989-90	Rick Fox	54
	King Rice	54
1990-91	Rick Fox	70
1991-92	Derrick Phelps	78
1992-93	George Lynch	89
1993-94	Derrick Phelps	60
1994-95	Jerry Stackhouse	50
1995-96	Jeff McInnis	38
1996-97	Ed Cota	57
1997-98	Ed Cota	58
1998-99	Ademola Okulaja	46
1999-00	Joseph Forte	54
2000-01	Joseph Forte	67
2001-02	Jason Capel	29
2002-03	Raymond Felton	56
2003-04	Raymond Felton	63
2004-05	Raymond Felton	72
2005-06	Tyler Hansbrough	38
2006-07	Ty Lawson	58
2007-08	Tyler Hansbrough	59
2008-09	Ty Lawson*	75
2009-10	Marcus Ginyard	44
2010-11	Dexter Strickland	46
2011-12	Kendall Marshall	43
2012-13	James Michael McAdoo	54
2013-14	J.P. Tokoto	55
2014-15	Marcus Paige	65
2015-16	Joel Berry II	58
2016-17	Joel Berry II	53
2017-18	Joel Berry II	42

\*Denotes ACC leader

#Denotes NCAA leader


## YEAR-BY-YEAR UNC TEAM STATISTICS

Year	GP	Field Goals		3Pt. Field Goals		Free Throws		Rebounds		A	TO	BLK	STL	PF-D	Points-Avg.
		Made-Att.	Pct.	Made-Att.	Pct.	Made-Att.	Pct.	Off-Def	Tot-Avg.						
1946-47															1433-53.1
1947-48															1452-53.8
1948-49															1486-59.4
1949-50	25	614				416								526	1652-57.0
1950-51	27	682-2025	.336			402-709	.668								1767-65.1
1951-52	27														1741-64.5
1952-53	27	659				423									2014-74.6
1953-54	21	499-1322	.377			441-701	.629		859-40.9					478	1439-68.5
1954-55	21	549-1386	.396			494-722	.684		794-37.8					396-21	1592-75.8
1955-56	23	623-1515	.411			593-862	.688		1106-48.1					417	1839-80.0
1956-57	32	860-1996	.431			817-1165	.701		1495-46.7					586	2537-79.3
1957-58	26	642-1621	.396			583-840	.694		1157-44.5					493	1867-71.8
1958-59	25	648-1509	.429			501-742	.691		1132-45.3					444	1797-71.9
1959-60	24	606-1467	.413			542-715	.758		1101-45.9					563	1754-73.1
1960-61	23	664-1497	.444			437-651	.671		1148-49.9					429	1765-76.7
1961-62	17	450-959	.469			330-495	.667		708-41.6					374	1230-72.4
1962-63	21	628-1368	.459			352-520	.676		918-43.7					390	1608-76.6
1963-64	24	731-1625	.450			399-607	.657		1171-48.8					477	1861-77.6
1964-65	24	757-1600	.473			400-605	.661		1092-45.5					438	1914-79.8
1965-66	27	838-1620	.517			508-693	.783		1007-37.3					453	2184-80.9
1966-67	32	1016-2154	.472			598-894	.669		1505-47.0					598	2630-82.2
1967-68	32	1028-2261	.455			624-916	.681		1511-47.2					570	2680-83.8
1968-69	32	1094-2228	.491			656-912	.717		1468-45.9	485				584	2844-88.9
1969-70	27	931-1936	.481			537-747	.719		1236-45.8	403				530	2399-88.9
1970-71	32	1010-1935	.522			686-923	.743		1382-43.2	586				654	2706-84.6
1971-72	31	1031-1954	.528			700-942	.743		1378-44.5	683				641	2762-89.1
1972-73	33	1150-2181	.527			496-703	.706		1405-42.6	855				675	2796-84.7
1973-74	28	1015-1952	.520			407-577	.705		1144-40.9	677				574	2437-87.0
1974-75	31	1037-1933	.536			549-775	.708		1090-35.2	391				699	2417-78.0
1975-76	29	966-1838	.526			537-715	.751		1086-37.4	598	74	279		567	2469-85.1
1976-77	33	1054-1961	.537			651-873	.746		1124-34.1	656	93	356		684	2759-83.6
1977-78	31	1008-1895	.532			497-756	.657		1111-35.8	595	93	294		633-18	2513-81.1
1978-79	29	861-1614	.533			496-688	.721		936-32.3	428	112	278		533-8	2218-76.5
1979-80	29	838-1603	.523			448-669	.670		994-32.6	462	110	225		559-18	2124-73.2
1980-81	37	1028-1969	.522			604-826	.731		1264-34.2	545	146	272		636-17	2660-71.9
1981-82	34	895-1668	.537			477-689	.692		999-29.4	583	438	110	239	471-6	2269-66.7
1982-83	36	1072-2082	.515	132-302	.437	629-849	.741		1268-35.2	597	509	173	248	673-19	2905-80.7
1983-84	31	966-1779	.543			551-704	.783		1073-34.6	605	476	157	221	499-10	2483-80.1
1984-85	36	1039-1925	.540			569-748	.761		1215-33.8	702	556	159	220	604-24	2647-73.5
1985-86	34	1197-2140	.559			551-747	.738		1272-37.4	800	522	152	271	642-20	2945-86.6
1986-87	36	1238-2304	.537	213-488	.436	596-826	.722		1329-36.9	782	567	103	319	662-15	3285-91.3
1987-88	34	1013-1892	.535	169-393	.430	596-820	.727		1175-34.6	618	581	105	252	574-15	2791-82.1
1988-89	37	1228-2328	.527	186-478	.389	689-950	.725		1418-38.3	788	634	122	285	645-17	3331-90.0
1989-90	34	1044-2098	.498	206-565	.365	525-765	.686		1281-37.7	594	584	114	309	607-21	2808-82.6
1990-91	35	1134-2257	.502	192-483	.398	607-866	.701		1455-41.6	699	566	148	315	574-6	3067-87.6
1991-92	33	1039-2080	.500	232-599	.387	534-746	.716		1264-38.3	616	538	142	283	598-15	2756-83.5
1992-93	38	1219-2407	.506	168-452	.372	666-943	.706		1561-41.1	698	581	145	357	602-10	3272-86.1
1993-94	35	1091-2188	.499	144-437	.330	670-1008	.665		1531-43.7	649	532	219	285	579-11	2996-85.6
1994-95	34	1044-2055	.508	266-648	.410	517-763	.678		1290-37.9	576	437	177	211	476-5	2871-84.4
1995-96	32	919-1869	.492	235-593	.396	411-613	.670	420-823	1243-38.8	559	429	110	172	471-6	2484-77.6
1996-97	35	1018-2124	.479	188-506	.372	485-713	.680	530-925	1455-41.6	632	495	142	261	547-10	2709-77.4
1997-98	38	1131-2184	.518	185-511	.362	666-937	.711	490-1022	1512-39.8	699	493	188	259	533-13	3113-81.9
1998-99	34	868-1841	.471	175-460	.380	517-720	.718	435-923	1358-39.9	541	530	134	192	505-8	2428-71.4
1999-00	36	1014-2066	.491	169-492	.343	518-740	.700	438-956	1394-38.7	609	536	178	210	580-11	2715-75.4
2000-01	33	945-1972	.479	189-519	.364	532-794	.670	411-952	1363-41.3	576	518	184	244	576-8	2611-79.1
2001-02	28	707-1612	.439	212-606	.350	396-534	.690	305-666	971-34.7	477	461	99	167	508-14	2022-72.2
2002-03	35	900-2062	.436	290-822	.353	434-655	.663	400-796	1196-34.2	555	522	163	293	601-8	2524-72.1
2003-04	30	877-1913	.458	195-555	.351	515-749	.688	460-731	1191-39.7	540	462	120	285	554-11	2464-82.1
2004-05	37	1128-2260	.499	277-687	.403	724-998	.725	502-997	1499-40.5	706	594	142	362	662-9	3257-88.0
2005-06	31	863-1809	.477	215-573	.375	519-733	.708	432-805	1237-39.9	552	512	127	242	531-6	2460-79.4
2006-07	38	1187-2379	.499	215-600	.358	669-940	.712	522-1029	1551-40.8	696	524	173	309	647-7	3258-85.7
2007-08	39	1250-2564	.488	216-580	.372	738-975	.757	605-1090	1695-43.5	656	560	174	318	658-9	3454-88.6
2008-09	38	1205-2509	.480	264-682	.387	739-983	.752	556-1041	1597-42.0	685	472	196	325	609-6	3413-89.8
2009-10	37	1012-2294	.441	176-535	.329	558-854	.653	558-995	1553-42.0	576	562	209	250	564-4	2758-74.5
2010-11	37	1044-2318	.450	190-580	.328	590-878	.672	525-1053	1578-42.6	573	493	204	232	597-5	2868-77.5
2011-12	38	1134-2473	.459	194-579	.335	629-922	.682	589-1122	1711-45.0	659	454	221	259	551-3	3091-81.3
2012-13	36	1023-2321	.441	272-723	.376	442-655	.675	488-899	1387-38.5	616	442	117	303	538-5	2762-76.7
2013-14	34	953-2057	.463	146-434	.336	552-882	.626	483-867	1350-39.7	523	406	161	249	690-21	2604-76.6
2014-15	38	1099-2309	.476	184-514	.358	571-814	.701	526-1015	1541-40.6	661	481	160	251	738-13	2953-77.7
2015-16	40	1235-2561	.482	224-685	.327	617-826	.747	568-1056	1624-40.6	712	431	177	269	718-5	3311-82.8
2016-17	40	1226-2633	.466	283-798	.355	642-916	.701	630-1119	1749-43.7	722	473	139	283	712-12	3377-84.4
2017-18	37	1105-2417	.457	305-849	.359	503-677	.743	511-1059	1570-42.4	674	445	151	213	587-2	3018-81.6

## YEAR-BY-YEAR OPPONENT TEAM STATISTICS

Year	GP	Made-Att.	Pct.	Made-Att.	Pct.	Made-Att.	Pct.	Off-Def	Tot-Avg.	A	TO	BLK	STL	PF-D	Points-Avg.
1953-54	21	422-1320	.320			491-725	.677		797-37.9					452	1335-63.6
1954-55	21	563-1542	.365			471-625	.754		993-47.3					422-20	1599-76.1
1955-56	23	569-1636	.348			495-747	.663		991-43.1					487	1633-71.0
1956-57	32	720-2043	.352			658-956	.688		1151-35.9					761	2098-65.5
1957-58	26	605-1563	.387			475-602	.789		106140.8					565	1688-64.9
1958-59	25	627-1606	.390			375-598	.627		1113-44.5					500	1629-65.2
1959-60	24	531-1415	.375			432-634	.681		1019-42.5					471	1494-62.3
1960-61	23	549-1381	.398			414-605	.684		922-40.1					450	1512-65.7
1961-62	17	472-1042	.453			291-475	.613		720-42.4					381	1235-72.6
1962-63	21	576-1316	.438			335-483	.694		878-41.8					404	1487-70.8
1963-64	24	723-1657	.436			413-602	.686		1054-44.0					477	1859-77.5
1964-65	24	752-1681	.447			359-531	.676		1057-44.0					463	1863-77.6
1965-66	27	818-1709	.479			369-551	.669		1035-39.0					533	2005-75.3
1966-67	32	873-1854	.471			531-772	.688		1392-43.5					701	2277-71.2
1967-68	32	912-2052	.444			492-708	.695		1370-42.8					684	2316-72.4
1968-69	32	937-2076	.451			547-781	.700		1295-40.5	319				672	2421-75.7
1969-70	27	798-1810	.441			532-742	.717		1201-44.5	255				567	2128-78.8
1970-71	16	437-1020	.428			248-378	.656		611-38.2					322	1122-70.1
1971-72	31	808-1918	.421			597-853	.700		1153-37.2	368				695	2213-71.4
1972-73	33	967-2161	.447			469-679	.691		1237-37.5	419				725	2403-72.8
1973-74	28	870-1895	.459			368-521	.706		1049-37.5	354				594	2108-75.3
1974-75	31	1014-2154	.471			389-556	.700		1090-35.2	391				699	2417-78.0
1975-76	29	886-1886	.470			382-541	.706		1010-34.8	403		170		699	2154-74.3
1976-77	33	978-2050	.477			440-626	.703		1078-32.7	417		218		762	2396-72.6
1977-78	31	875-1769	.495			442-618	.715		935-30.2	453		216		710-40	2192-70.7
1978-79	29	761-1620	.470			376-508	.740		847-29.2	336		171		619-27	1898-65.4
1979-80	29	798-1610	.496			375-542	.692		861-29.7	401		182		584-29	1971-68.0
1980-81	37	975-2128	.458			394-579	.680		1065-28.8	467	302	302		752-30	2344-63.4
1981-82	34	811-1742	.466			263-407	.646		873-25.7	418	493	188		641-22	1885-55.4
1982-83	36	945-2130	.444	103-260	.396	476-701	.679		1151-32.0	489	569	233		779-33	2469-68.6
1983-84	31	851-1892	.450			308-476	.647		940-30.3	455	524	203		631-28	2010-64.8
1984-85	36	989-2197	.450			398-600	.663		1085-30.1	534	453	285		607-23	2376-66.0
1985-86	34	942-2163	.436			462-672	.688		1108-32.6	523	561	255		697-25	2346-69.0
1986-87	36	1043-2210	.472	130-342	.380	479-689	.695		1125-31.3	589	660	236		742-31	2695-74.9
1987-88	34	939-2063	.455	195-519	.376	417-605	.689		1043-30.7	490	536	260		687-21	2490-73.2
1988-89	37	1147-2530	.453	216-637	.339	439-648	.677		1338-36.2	603	654	343		808-21	2949-79.7
1989-90	34	996-2168	.459	206-565	.365	452-652	.693		1281-35.1	555	581	293		697-18	2650-77.9
1990-91	35	974-2329	.418	197-622	.317	362-568	.637		1225-35.0	519	635	270		708-21	2507-71.6
1991-92	33	909-2093	.434	232-599	.387	444-630	.705		1119-33.9	526	566	118	252	614-19	2494-75.6
1992-93	38	978-2370	.431	235-716	.328	405-603	.672		1222-32.2	536	581	138	273	750-20	2596-68.3
1993-94	35	923-2336	.395	273-802	.340	414-636	.651		1234-35.3	498	549	134	261	791-34	2533-72.4
1994-95	34	960-2326	.413	299-879	.340	297-423	.702		1230-36.2	503	434	95	226	652-22	2516-74.0
1995-96	32	826-2004	.412	308-857	.359	313-469	.667	401-642	1043-32.6	462	369	80	224	603-9	2273-71.0
1996-97	35	867-2154	.403	275-849	.324	325-523	.621	447-680	1127-32.2	453	479	98	256	644-19	2334-66.7
1997-98	38	923-2403	.384	282-879	.321	366-542	.675	525-703	1228-32.3	472	503	81	230	758-26	2494-65.6
1998-99	34	822-2091	.393	246-752	.327	316-480	.658	426-628	1054-31.0	434	378	121	267	615-13	2206-64.9
1999-00	36	953-2338	.408	229-744	.308	393-569	.691	510-735	1245-34.6	516	419	117	298	662-12	2528-70.2
2000-01	33	859-2196	.391	243-749	.324	380-578	.657	469-758	1227-37.2	461	447	108	298	669-16	2341-70.9
2001-02	28	803-1776	.452	216-596	.362	386-546	.707	362-685	1047-37.4	394	357	99	259	534-13	2208-78.9
2002-03	35	920-2103	.437	225-651	.346	427-618	.691	472-877	1349-38.5	489	581	153	288	637-15	2492-71.2
2003-04	30	799-1798	.444	229-650	.352	416-597	.697	364-697	1061-35.4	452	541	125	247	625-22	2243-74.8
2004-05	37	913-2274	.401	284-834	.341	490-689	.711	452-770	1222-33.0	500	658	173	328	808-30	2600-70.3
2005-06	31	779-1894	.411	200-605	.331	370-522	.708	377-609	986-31.8	406	465	114	282	639-10	2128-68.6
2006-07	38	962-2311	.416	254-751	.338	430-646	.666	425-802	1227-32.3	509	613	152	284	792-29	2608-68.6
2007-08	39	1061-2490	.426	278-852	.326	428-641	.668	446-820	1266-32.5	534	628	195	309	807-25	2828-72.5
2008-09	38	1013-2468	.410	274-814	.337	435-627	.694	494-863	1357-35.7	518	605	167	266	785-28	2735-72.0
2009-10	37	984-2389	.412	284-829	.343	409-585	.699	484-870	1354-36.6	536	508	168	318	713-21	2661-71.9
2010-11	37	948-2339	.405	267-806	.331	382-580	.659	454-889	1343-36.3	474	528	114	278	744-23	2545-68.8
2011-12	38	957-2431	.394	275-862	.319	360-529	.681	425-888	1313-34.6	445	507	129	238	784-30	2549-67.1
2012-13	36	918-2170	.423	248-717	.346	408-581	.702	417-911	1328-36.9	439	558	134	244	599-12	2492-69.2
2013-14	34	810-1949	.416	211-665	.317	541-807	.670	395-784	1179-34.7	374	462	136	202	717-20	2372-69.8
2014-15	38	889-2232	.398	247-822	.300	591-843	.701	460-790	1250-32.9	466	468	147	255	693-14	2616-68.8
2015-16	40	993-2385	.416	308-850	.362	505-725	.697	451-829	1280-32.0	434	511	122	225	734-13	2801-70.0
2016-17	40	982-2377	.413	319-939	.340	541-746	.725	367-890	1257-31.4	458	544	177	249	782-15	2824-70.6
2017-18	37	972-2297	.423	357-940	.380	410-597	.687	362-854	1216-32.9	541	433	176	228	658-14	2711-73.3

**CAROLINA HONOR ROLL**



**Michael Jordan**

**NAISMITH MEMORIAL BASKETBALL HALL OF FAME**

- Bernard Carnevale:** Coach, 1970
- Frank McGuire:** Coach, 1977
- Dean Smith:** Coach, 1983
- Billy Cunningham:** Player, 1986
- Bob McAdoo:** Player, 2000
- Larry Brown:** Coach, 2002
- James Worthy:** Player, 2003
- Roy Williams:** Coach, 2007
- Michael Jordan:** Player, 2009
- Charlie Scott:** Player, 2018

**NABC COLLEGIATE BASKETBALL HALL OF FAME**

- Bernard Carnevale:** Coach, 1970
- Frank McGuire:** Coach, 1977
- Dean Smith:** Coach, 1983
- Billy Cunningham:** Player, 1986
- Bob McAdoo:** Player, 2000
- Larry Brown:** Coach, 2002
- James Worthy:** Player, 2003
- Roy Williams:** Coach, 2007
- Phil Ford:** Player, 2012
- Charlie Scott:** Player, 2015
- Sam Perkins:** Player, 2018

**CONSENSUS FIRST-TEAM ALL-AMERICAS**

- Cartwright Carmichael:** 1923, 1924
- Jack Cobb:** 1924, 1925, 1926
- George Glamack:** 1940, 1941
- Lennie Rosenbluth:** 1957
- Larry Miller:** 1968
- Robert McAdoo:** 1972
- Phil Ford:** 1977, 1978
- James Worthy:** 1982
- Michael Jordan:** 1983, 1984
- Sam Perkins:** 1983, 1984
- Kenny Smith:** 1987
- J.R. Reid:** 1988
- Jerry Stackhouse:** 1995
- Antawn Jamison:** 1998
- Joseph Forte:** 2001
- Tyler Hansbrough:** 2007, 2008, 2009
- Brice Johnson:** 2016
- Justin Jackson:** 2017

• 18 Tar Heels have earned consensus All-America honors on 27 occasions. UNC is second in NCAA history with 27 selections (Kansas has 29) and is third with 18 players (Kansas has 22 players and Kentucky 20).

**ALL-AMERICAS**

(First-team selections unless noted)

- Cartwright Carmichael:** 1923, 1924
- Jack Cobb:** 1924, 1925, 1926
- George Glamack:** 1940, 1941
- Jim Jordan:** Helms Foundation, 1945 (2nd), 1946

**John "Hook" Dillon:** The Sporting News, 1946; Maxwell, 1946; Converse, 1946 (2nd); Helms Foundation, 1946 (3rd)

**Lennie Rosenbluth:** Associated Press, 1956 (2nd), 1957; United Press International, 1956 (2nd), 1957; Helms Foundation, 1956, 1957; NEA, 1956 (3rd), 1957; Colliers, 1956 (3rd), 1957; Converse, 1956 (2nd), 1957; USBWA, 1957

**Tommy Kearns:** Converse, 1957 (2nd); Associated Press, 1958 (3rd)

**Pete Brennan:** Associated Press, 1958; The Sporting News, 1958; USBWA, 1958; Converse, 1958; United Press International, 1958 (2nd), Helms Foundation, 1958 (2nd)

**Lee Shaffer:** American Weekly, 1959 (3rd); USBWA, 1960

**York Larese:** Associated Press, 1959 (3rd); Coaches, 1960 (3rd), 1961 (2nd); The Sporting News, 1961 (2nd); NEA, 1961 (2nd); United Press International, 1961 (3rd); Converse, 1961 (2nd)

**Doug Moe:** The Sporting News, 1959 (2nd); USBWA, 1961, The Sporting News, 1961 (2nd)

**Billy Cunningham:** USBWA, 1964, 1965; Helms Foundation, 1965; The Sporting News, 1965 (2nd)

**Bob Lewis:** Helms Foundation, 1966, 1967; Associated Press, 1966 (2nd)

**Larry Miller:** USBWA, 1967, 1968; Helms Foundation, 1967, 1968; Converse, 1967, 1968; Associated Press, 1968; United Press International, 1968; Coaches, 1968

**Charlie Scott:** USBWA, 1969, 1970; Coaches, 1969, 1970; Helms Foundation, 1969, 1970; Converse, 1969, 1970; Basketball Weekly, 1969, 1970; NBA Coaches, 1970; Associated Press, 1970 (2nd); United Press International, 1970 (2nd); NEA, 1970

**Bill Chamberlain:** NBA Coaches, 1972 (2nd)

**Robert McAdoo:** NBA Coaches, 1972; Helms Foundation, 1972; NEA, 1972; The Sporting News, 1972; Associated Press, 1972 (2nd)

**Dennis Wuycik:** Helms Foundation, 1972; Basketball Weekly, 1972

**Bobby Jones:** USBWA, 1974; Coaches, 1974 (2nd); Associated Press, 1974 (2nd); United Press International, 1974 (2nd)

**Mitch Kupchak:** Citizen Savings Helms Foundation 1975, 1976; USBWA, 1976; Coaches, 1976; Converse, 1976; Associated Press, 1976 (2nd); United Press International, 1976 (2nd); Basketball Weekly, 1976 (3rd)

**Phil Ford:** Basketball Weekly, 1976, 1977, 1978; Coaches, 1976, 1977, 1978; Associated Press, 1976 (2nd), 1977, 1978; United Press International, 1976

**11 NATIONAL PLAYERS OF THE YEAR**

**CONSENSUS NATIONAL PLAYERS OF THE YEAR**

- Phil Ford:** 1978 (co-consensus with Butch Lee, Marquette)
- Michael Jordan:** 1984
- Antawn Jamison:** 1998
- Tyler Hansbrough:** 2008

**BY PLAYER**

- Jack Cobb:** 1926 (Helms Foundation)
- George Glamack:** 1940 (Helms Foundation), 1941 (Helms Foundation)
- Lennie Rosenbluth:** 1957 (Helms Foundation)
- Phil Ford:** 1978 (USBWA, NABC, Sporting News, John Wooden Award)
- James Worthy:** 1982 (Helms Foundation)
- Michael Jordan:** 1983 (Sporting News), 1984 (Sporting News, Associated Press, United Press International, USBWA, NABC, Basketball Weekly, John Wooden Award, Naismith Award, Rupp Trophy)
- Kenny Smith:** 1987 (Basketball Times)
- Jerry Stackhouse:** 1995 (Sports Illustrated)
- Antawn Jamison:** 1998 (Associated Press, John Wooden Award, Naismith Award, NABC, USBWA, Sporting News, CBS/Chevrolet, Basketball America, Basketball Times, Basketball News, Rupp Trophy)
- Sean May:** 2005 (Sports Illustrated)
- Tyler Hansbrough:** 2008 (Associated Press, USBWA, NABC, John Wooden Award, Naismith Award, Sports Illustrated, Sporting News, ESPN.com, Rupp Trophy, CBS/Chevrolet, Basketball Times)

**BY AWARD**

- Associated Press:** Jordan (1984), Jamison (1998), Hansbrough (2008)
- Wooden:** Ford (1978), Jordan (1984), Jamison (1998), Hansbrough (2008)
- Naismith:** Jordan (1984), Jamison (1998), Hansbrough (2008)
- Sporting News:** Ford (1978), Jordan (1983, 1984), Jamison (1998), Hansbrough (2008)
- NABC:** Ford (1978), Jordan (1984), Jamison (1998), Hansbrough (2008)
- USBWA:** Ford (1978), Jordan (1984), Jamison (1998), Hansbrough (2008)
- Helms Foundation:** Cobb (1926), Glamack (1940, 1941), Rosenbluth (1957), Worthy (1982)
- Rupp Trophy:** Jordan (1984), Jamison (1998), Hansbrough (2008)
- Sports Illustrated:** Stackhouse (1995), May (2005), Hansbrough (2008)
- Basketball Times:** Smith (1987), Jamison (1998), Hansbrough (2008)
- ESPN.com:** Hansbrough (2008)
- CBS/Chevrolet:** Jamison (1998), Hansbrough (2008)
- UPI:** Jordan (1984)
- Basketball Weekly:** Jordan (1984)
- Basketball America:** Jamison (1998)
- Basketball News:** Jamison (1998)

(2nd), 1977 (2nd), 1978; Citizen Savings (Helms Foundation), 1976, 1977, 1978; Sporting News, 1976, 1977 (2nd), 1978; USBWA, 1977, 1978

**Tommy LaGarde:** The Sporting News, 1977 (2nd)

**Mike O'Koren:** Citizen Savings Helms Foundation 1978, 1979, 1980; Converse, 1978, 1979, 1980; Basketball Weekly, 1978 (2nd), 1979, 1980 (2nd); USBWA, 1979, 1980; The Sporting News, 1979, 1980; Coaches, 1979 (2nd), 1980 (2nd); United Press International, 1979 (2nd), 1980 (3rd)

**Al Wood:** Converse, 1980, 1981; USBWA, 1981; Citizen Savings Helms Foundation 1981; Associated Press, 1981 (2nd); NABC, 1981 (2nd)

**James Worthy:** USBWA, 1981, 1982; United Press International, 1982; NABC, 1982; The Sporting News, 1982; Basketball Weekly, 1982; Naismith, 1982; NBA Coaches, 1982; Converse, 1982; First Interstate Bank Helms Foundation 1982; Associated Press, 1982 (2nd)

**Sam Perkins:** USBWA, 1982, 1983, 1984; Converse, 1982, 1983, 1984; First Interstate Bank Helms Foundation 1982, 1983, 1984; United Press International, 1982 (2nd), 1983, 1984; Naismith, 1982 (2nd), 1983, 1984; The Sporting News, 1982 (2nd), 1983 (2nd), 1984; Basketball Weekly, 1982 (2nd), 1983 (2nd), 1984; NABC, 1982 (2nd), 1983 (2nd), 1984 (2nd); ESPN, 1983, 1984; ABAUSA, 1983, 1984; Associated Press, 1983 (3rd), 1984; Basketball Times, 1983 (3rd), 1984; NBA Coaches, 1984

**Michael Jordan:** Associated Press, 1983, 1984; United Press International, 1983, 1984; The Sporting News, 1983, 1984; USBWA, 1983, 1984; NABC, 1983, 1984; Naismith, 1983, 1984; NBA Coaches, 1983, 1984; Basketball Weekly, 1983, 1984; ESPN, 1983, 1984; ABAUSA, 1983, 1984; Basketball

**CAROLINA HONOR ROLL**

Times, 1983, 1984; First Interstate Bank Helms Foundation 1983, 1984; Converse, 1983, 1984

**Brad Daugherty:** USBWA, 1986; Basketball Weekly, 1986; Associated Press, 1986 (2nd); United Press International, 1986 (2nd); NABC, 1986 (2nd); The Sporting News, 1986 (2nd)

**Kenny Smith:** Associated Press, 1987; United Press International, 1987; USBWA, 1987; NABC, 1987; Basketball Times, 1987; Basketball Weekly, 1987; The Sporting News, 1987; Naismith Board, 1987; First Interstate Bank Helms Foundation 1987; Converse, 1987

**J.R. Reid:** Associated Press, 1988; Basketball Weekly, 1988; USBWA, 1988; United Press International, 1988 (2nd); The Sporting News, 1988 (2nd); Basketball Times, 1988, 1989 (3rd); NABC, 1988, 1989 (3rd)

**Rick Fox:** Sporting News, 1991 (3rd)

**Eric Montross:** Naismith, 1994; Classic Games John R. Wooden All-America Team, 1993, 1994; Associated Press, 1993 (2nd), 1994 (2nd); NABC, 1993 (2nd), 1994; The Sporting News, 1993 (2nd), 1994 (2nd); Basketball Weekly, 1993 (2nd), 1994; United Press International, 1993 (3rd); Basketball Times, 1993 (3rd), 1994

**Jerry Stackhouse:** Associated Press, 1995; United Press International, 1995; USBWA, 1995; NABC, 1995; John Wooden Team, 1995; The Sporting News, 1995 (2nd); Basketball Times, 1995 (2nd)

**Rasheed Wallace:** The Sporting News, 1995; Basketball Times, 1995; John Wooden Team, 1995; Associated Press, 1995 (2nd); United Press International, 1995 (2nd); USBWA, 1995 (2nd); NABC, 1995 (2nd)

**Antawn Jamison:** John Wooden Team, 1997, 1998; Associated Press, 1997 (2nd), 1998; NABC, 1997 (2nd), 1998; The Sporting News, 1997 (2nd), 1998; Basketball Weekly, 1997 (2nd), 1998; Basketball Times, 1997 (3rd), 1998; USBWA, 1998; Basketball America, 1998; Basketball News, 1998

**Vince Carter:** John Wooden Team, 1998; Associated Press, 1998 (2nd); The Sporting News, 1998 (2nd); Basketball Times, 1998 (2nd); Basketball Weekly, 1998 (3rd); Basketball News, 1998 (2nd); USBWA, 1998 (2nd)

**Shammond Williams:** Basketball News, 1998 (3rd)

**Brendan Haywood:** The Sporting News, 2001 (2nd); NABC (3rd)

**Joseph Forte:** Associated Press, 2001; NABC, 2001; USBWA, 2001; The Sporting News, 2001; Basketball Times, 2001; CBS Sportsline, 2001; ESPN, 2001, John Wooden Team, 2001

**Sean May:** ESPN, 2004 (3rd); John Wooden Team, 2005; ESPN, 2005; Rupp, 2005; Associated Press, 2005 (2nd); Sports Illustrated, 2005 (2nd); USBWA, 2005 (2nd); The Sporting News (2nd); Basketball Times (2nd)

**Rashad McCants:** Associated Press, 2004 (3rd); Basketball Times, 2004 (2nd); CBS, 2004 (2nd); Sports Illustrated, 2004 (2nd); NABC, 2005 (3rd)

**Raymond Felton:** Associated Press, 2005 (3rd)

**Tyler Hansbrough:** The Sporting News, 2006, 2007, 2008, 2009; USBWA, 2007, 2008, 2009; Rupp Award, 2006, 2007, 2008, 2009; Associated Press, 2006 (3rd), 2007 (2nd), 2008, 2009; NABC 2006 (3rd), 2007, 2008, 2009; Sports Illustrated, 2006 (3rd), 2007 (2nd), 2008, 2009 (2nd); John Wooden Team, 2007, 2008, 2009; Sports Illustrated, 2007 (2nd), 2008, 2009; Fox, 2008, 2009 (2nd)

**Ty Lawson:** Associated Press, 2009 (2nd); NABC, 2009; Wooden, 2009; Sports Illustrated, 2009; CBS Sportsline, 2009; Basketball Times, 2009; The Sporting News, 2009 (2nd); Rupp, 2009 (2nd); Fox, 2009 (3rd)

**Tyler Zeller:** Sporting News, 2011 (2nd); Wooden, 2012; Associated Press, 2012 (2nd); NABC, 2012 (2nd); USBWA, 2012 (2nd); The Sporting News, 2012 (2nd); Basketball Times, 2012 (2nd);



**Phil Ford won the Wooden Award and was the co-consensus National Player of the Year as a senior in 1978.**

CBSsports.com, 2012 (3rd)

**Harrison Barnes:** Sporting News, 2011 (3rd); NABC, 2012 (2nd)

**Kendall Marshall:** CBSsports.com, 2012; Associated Press, 2012 (3rd)

**Marcus Paige:** Sporting News, 2014 (2nd); Basketball Times, 2014 (3rd)

**Brice Johnson:** Associated Press, 2016; NABC, 2016; USBWA, 2016; Wooden, 2016; USA Today, 2016; Sports Illustrated, 2016; Scout.com, 2016; Sporting News, 2016 (3rd)

**Justin Jackson:** Associated Press, 2017; NABC, 2017; Sporting News, 2017; Wooden, 2017; USBWA, 2017 (2nd); Sports Illustrated, 2017 (2nd); USA Today, 2017 (2nd)

**Joel Berry II:** NABC, 2018 (3rd)

**Luke Maye:** Associated Press, 2018 (3rd); Sporting News, 2018 (3rd); USA Today, 2018 (3rd); NBC Sports, 2018 (3rd)

**MULTIPLE FIRST-TEAM ALL-AMERICA SELECTIONS**

**FOUR TIMES**

**Tyler Hansbrough:** 2006, 2007, 2008, 2009

**THREE TIMES**

**Jack Cobb:** 1924, 1925, 1926

**Phil Ford:** 1976, 1977, 1978

**Mike O'Koren:** 1978, 1979, 1980

**Sam Perkins:** 1982, 1983, 1984

**TWO TIMES**

**Cartwright Carmichael:** 1923, 1924

**George Glamack:** 1940, 1941

**Lennie Rosenbluth:** 1956, 1957

**Billy Cunningham:** 1964, 1965

**Bob Lewis:** 1966, 1967

**Larry Miller:** 1967, 1968

**Charlie Scott:** 1969, 1970

**Mitch Kupchak:** 1975, 1976

**Al Wood:** 1980, 1981

**James Worthy:** 1981, 1982

**Michael Jordan:** 1983, 1984

**Eric Montross:** 1993, 1994

**Antawn Jamison:** 1997, 1998

• *Hansbrough is the only four-time first-team All-America in ACC history and one of only two in NCAA history.*

• *Hansbrough, Cobb, Ford, O'Koren and Perkins are among the seven players in ACC history to earn first-team All-America honors at least three times (with NC State's David Thompson and Virginia's Ralph Sampson).*

**WAYMAN TISDALE AWARD**

USBWA National Freshman of the Year

**Marvin Williams:** 2005

**Tyler Hansbrough:** 2006

**FRESHMAN ALL-AMERICAS**

**Phil Ford:** Basketball Weekly, 1975

**Michael Jordan:** Basketball Weekly, 1982; NBC, 1982

**Brad Daugherty:** Basketball Weekly, 1983 (2nd)

**J.R. Reid:** Basketball Times, 1987; Basketball Weekly, 1987

**Jerry Stackhouse:** Basketball Weekly, 1994; Basketball Times, 1994

**Rasheed Wallace:** Basketball Weekly, 1994 (4th)

**Antawn Jamison:** Basketball Weekly, 1996 (2nd); Basketball Times, 1996 (2nd)

**Ed Cota:** Basketball Weekly, 1997; Basketball Times, 1997 (2nd)

**Kris Lang:** College Hoops Insider, 1999

**Joseph Forte:** The Sporting News, 2000; Basketball Times, 2000 (2nd)

**Marvin Williams:** Basketball Times, 2005; The Sporting News, 2005

**Tyler Hansbrough:** The Sporting News, 2006; Basketball Times, 2006

**Brandon Wright:** The Sporting News, 2007; Basketball Times, 2007

**Harrison Barnes:** USBWA, 2011; FoxSports.com, 2011

**Kendall Marshall:** The Sporting News, 2011; USBWA, 2011 (2nd)

**Marcus Paige:** Kyle Macy, 2013

**NATIONAL COACHES OF THE YEAR**

**Frank McGuire:** United Press International, 1957

**Dean Smith:** National Association of Basketball Coaches, 1977; U.S. Basketball Writers Association, Basketball Weekly, 1979; Medalist, 1982; Naismith, 1993

**Bill Guthridge:** National Association of Basketball Coaches, Naismith Award, The Sporting News, CBS/Chevrolet, 1998

**Matt Doherty:** Associated Press, 2001

**Roy Williams:** New York Athletic Club, 2005, 2009, 2017; Associated Press, USBWA, Rupp Award, Sports Illustrated, 2006

**ACC 50TH ANNIVERSARY TEAM**

**Lennie Rosenbluth:** 1955-57

**Billy Cunningham:** 1963-65

**Larry Miller:** 1966-68

**Charlie Scott:** 1968-70

**Bobby Jones:** 1972-74

**Walter Davis:** 1974-77

**Phil Ford:** 1974-78

**James Worthy:** 1980-82

**Sam Perkins:** 1981-84

**Michael Jordan:** 1982-84

**Brad Daugherty:** 1983-86

**Antawn Jamison:** 1996-98

• *Carolina had 12 players on the ACC's 50th Anniversary Team selected in 2003, more than any other school. Michael Jordan was selected the No. 1 male athlete in ACC history*

**ACC PLAYERS OF THE YEAR**

**Lennie Rosenbluth:** 1957

**Pete Brennan:** 1958

**Lee Shaffer:** 1960

**Billy Cunningham:** 1965

**Larry Miller:** 1967, 1968

**Mitch Kupchak:** 1976

**Phil Ford:** 1978

**Michael Jordan:** 1984

**Antawn Jamison:** 1998

**Joseph Forte:** 2001 (co-winner)

**Tyler Hansbrough:** 2008

**Ty Lawson:** 2009

**Tyler Zeller:** 2012

**Justin Jackson:** 2017

**CAROLINA HONOR ROLL**

Jeffrey Camarati

Jeffrey Camarati

Nathaniel S. Butler/NBAE via Getty Images



**Tyler Hansbrough was a three-time consensus first-team All-America and the 2008 National Player of the Year.**



**Marcus Paige won back-to-back Skip Prosser Awards in 2015 and 2016 as the ACC's top scholar-athlete.**



**Charlie Scott entered the Nasimith Memorial Hall of Fame in 2018.**

**ACC COACHES OF THE YEAR**

- Frank McGuire: 1957
- Dean Smith: 1967, 1968, 1971, 1976, 1977, 1979, 1988, 1993
- Bill Guthridge: 1998
- Roy Williams: 2006, 2011

**ACC ATHLETES OF THE YEAR**

- Lennie Rosenbluth: 1957
- Larry Miller: 1967
- Charlie Scott: 1970 (co-winner)
- Phil Ford: 1977, 1978
- James Worthy: 1982
- Michael Jordan: 1984
- Antawn Jamison: 1998
- Sean May: 2005
- Tyler Hansbrough: 2008

**ACC TOURNAMENT MVPs**

- Lennie Rosenbluth: 1957
- Larry Miller: 1967, 1968
- Charlie Scott: 1969
- Lee Dedmon: 1971 (co-winner)
- Robert McAdoo: 1972
- Phil Ford: 1975
- John Kuester: 1977
- Dudley Bradley: 1979
- Sam Perkins: 1981
- James Worthy: 1982
- J.R. Reid: 1989
- Rick Fox: 1991
- Jerry Stackhouse: 1994
- Shammond Williams: 1997
- Antawn Jamison: 1998
- Brandan Wright: 2007
- Tyler Hansbrough: 2008
- Joel Berry II: 2016

• Larry Miller is one of nine players to win ACC Player of the Year honors at least two times. Miller, Wake Forest's Len Chappell and Duke's J.J. Redick are the only three players to win ACC Player of the Year and ACC Tournament MVP honors in the same season on two occasions.

**ALL-ACC TEAMS**

- Jerry Vayda: 1954 (2nd)
- Lennie Rosenbluth: 1955, 1956, 1957
- Tommy Kearns: 1957, 1958
- Pete Brennan: 1957 (2nd), 1958
- Doug Moe: 1959, 1961

- Lee Shaffer: 1959 (2nd), 1960
- York Larese: 1959, 1960, 1961
- Larry Brown: 1962 (2nd), 1963
- Jim Hudock: 1962 (2nd)
- Billy Cunningham: 1963, 1964, 1965
- Bob Lewis: 1965 (2nd), 1966, 1967
- Larry Miller: 1966 (2nd), 1967, 1968
- Rusty Clark: 1968 (2nd)
- Charlie Scott: 1968, 1969, 1970
- Bill Bunting: 1969
- Dick Grubar: 1969 (2nd)
- Dennis Wuycik: 1971, 1972
- George Karl: 1971 (2nd), 1972 (2nd), 1973
- Robert McAdoo: 1972
- Bill Chamberlain: 1972 (2nd)
- Bobby Jones: 1973 (2nd), 1974
- Darrell Elston: 1974 (2nd)
- Mitch Kupchak: 1975, 1976
- Walter Davis: 1976 (2nd), 1977
- Phil Ford: 1976, 1977, 1978
- Tommy LaGarde: 1977 (2nd)
- Mike O'Koren: 1978, 1979 (2nd), 1980
- Al Wood: 1979, 1980 (2nd), 1981
- James Worthy: 1981 (2nd), 1982
- Sam Perkins: 1982, 1983, 1984
- Michael Jordan: 1983, 1984
- Brad Daugherty: 1985, 1986
- Kenny Smith: 1985 (2nd), 1986 (2nd), 1987
- Steve Hale: 1986 (2nd)
- Joe Wolf: 1987
- J.R. Reid: 1987 (2nd), 1988
- Jeff Lebo: 1988 (2nd)
- Steve Bucknall: 1989 (2nd)
- Kevin Madden: 1989 (2nd)
- Rick Fox: 1990 (3rd), 1991
- Pete Chilcutt: 1991 (3rd)
- Hubert Davis: 1992 (2nd)
- George Lynch: 1992 (3rd), 1993
- Eric Montross: 1993, 1994 (2nd)
- Derrick Phelps: 1994 (2nd)
- Rasheed Wallace: 1995
- Jerry Stackhouse: 1995
- Dante Calabria: 1996 (3rd)
- Jeff McInnis: 1995 (3rd), 1996 (2nd)
- Antawn Jamison: 1996, 1997, 1998
- Serge Zwikker: 1997 (3rd)
- Vince Carter: 1997 (3rd), 1998
- Shammond Williams: 1997 (3rd), 1998 (2nd)
- Ed Cota: 1998 (2nd), 1999 (2nd), 2000 (2nd)
- Ademola Okulaja: 1999

- Brendan Haywood: 2000 (3rd), 2001 (2nd)
- Joseph Forte: 2000 (2nd), 2001
- Jason Capel: 2001 (3rd), 2002 (3rd)
- Raymond Felton: 2003 (3rd), 2004 (3rd), 2005
- Sean May: 2004 (2nd), 2005
- Rashad McCants: 2004, 2005 (3rd)
- Jawad Williams: 2005 (3rd)
- David Noel: 2006 (2nd)
- Reyshawn Terry: 2006 (3rd)
- Tyler Hansbrough: 2006, 2007, 2008, 2009
- Brandan Wright: 2007 (2nd)
- Wayne Ellington: 2008 (2nd)
- Ty Lawson: 2009
- Danny Green: 2009 (3rd)
- Harrison Barnes: 2011 (2nd), 2012
- John Henson: 2011 (2nd), 2012
- Tyler Zeller: 2011 (2nd), 2012
- Kendall Marshall: 2011 (3rd), 2012 (2nd)
- Reggie Bullock: 2013 (2nd)
- James Michael McAdoo: 2013 (2nd), 2014 (2nd media, 3rd coaches)
- Marcus Paige: 2014 (1st media, 1st coaches), 2015 (2nd media, 3rd coaches)
- Brice Johnson: 2015 (3rd media, 3rd coaches), 2016 (media, coaches)
- Justin Jackson: 2017
- Joel Berry II: 2017 (2nd), 2018
- Luke Maye: 2018

**MULTIPLE FIRST-TEAM ALL-ACC CHOICES FOUR TIMES**

- Tyler Hansbrough: 2006, 2007, 2008, 2009

**THREE TIMES**

- Lennie Rosenbluth: 1955, 1956, 1957
- York Larese: 1959, 1960, 1961
- Billy Cunningham: 1963, 1964, 1965
- Charlie Scott: 1968, 1969, 1970
- Phil Ford: 1976, 1977, 1978
- Sam Perkins: 1982, 1983, 1984
- Antawn Jamison: 1996, 1997, 1998

**TWO TIMES**

- Tommy Kearns: 1957, 1958
- Doug Moe: 1959, 1961
- Bob Lewis: 1966, 1967
- Larry Miller: 1967, 1968
- Dennis Wuycik: 1971, 1972
- Mitch Kupchak: 1975, 1976
- Mike O'Koren: 1978, 1980

## CAROLINA HONOR ROLL

Al Wood: 1979, 1981

Michael Jordan: 1983, 1984

Brad Daugherty: 1985, 1986

• Carolina placed three players on the first team in 2012 for the first time in school history and the second time in ACC history (with Duke in 2002)...Carolina has placed four players on the first two teams three times – 1972, 1998 and 2012...Carolina has placed multiple players on the first team 23 times.

## ALL-ACC TOURNAMENT TEAMS

Sippy Winstead: 1954

Lennie Rosenbluth: 1956, 1957

Tommy Kearns: 1957 (2nd), 1958

Joe Quigg: 1957 (2nd)

Bob Cunningham: 1957 (2nd)

Pete Brennan: 1957, 1958

Ray Stanley: 1958 (2nd)

Lee Shaffer: 1959, 1960

Doug Moe: 1959 (2nd)

York Laese: 1959 (2nd), 1960

Larry Brown: 1963 (2nd)

Billy Cunningham: 1963, 1964

Bob Lewis: 1966 (2nd), 1967

Larry Miller: 1966 (2nd), 1967, 1968

Rusty Clark: 1967 (2nd), 1968 (2nd)

Dick Grubar: 1967 (2nd), 1968, 1969 (2nd)

Charlie Scott: 1968, 1969, 1970 (2nd)

Bill Bunting: 1969 (2nd)

Lee Dedmon: 1971

George Karl: 1971 (2nd), 1972

Robert McAdoo: 1972

Steve Previs: 1972 (2nd)

Dennis Wuycik: 1972

Mitch Kupchak: 1975, 1976

Walter Davis: 1975 (2nd), 1976 (2nd), 1977 (2nd)

Phil Ford: 1975, 1977, 1978 (2nd)

John Kuester: 1977

Mike O'Koren: 1977, 1979

Dudley Bradley: 1979

Dave Colescott: 1979

Al Wood: 1979 (2nd), 1980, 1981 (2nd)

Jimmy Black: 1981 (2nd)

James Worthy: 1981, 1982

Sam Perkins: 1981, 1982, 1983 (2nd)

Michael Jordan: 1982, 1983 (2nd), 1984 (2nd)

Matt Doherty: 1982 (2nd), 1983 (2nd), 1984

Brad Daugherty: 1985

Kenny Smith: 1985, 1987 (2nd)

Joe Wolf: 1987

Jeff Lebo: 1987, 1988 (2nd), 1989

J.R. Reid: 1987 (2nd), 1988, 1989

Scott Williams: 1988

Steve Bucknall: 1989 (2nd)

Rick Fox: 1989 (2nd), 1991

Hubert Davis: 1991, 1992

Pete Chilcutt: 1991 (2nd)

King Rice: 1991 (2nd)

George Lynch: 1992, 1993 (2nd)

Eric Montross: 1993, 1994 (2nd)

Brian Reese: 1993

Donald Williams: 1993 (2nd), 1995 (2nd)

Derrick Phelps: 1994

Jerry Stackhouse: 1994, 1995

Rasheed Wallace: 1994 (2nd), 1995

Dante Calabria: 1995 (2nd)

Jeff McInnis: 1995 (2nd)

Antawn Jamison: 1997, 1998

Shammond Williams: 1997, 1998

Ed Cota: 1997 (2nd), 1998 (2nd), 1999 (2nd)

Serge Zwikker: 1997 (2nd)

Vince Carter: 1998 (2nd)

Ademola Okulaja: 1998 (2nd), 1999

Kris Lang: 1999 (2nd)

Max Owens: 1999

Joseph Forte: 2001

Brendan Haywood: 2001 (2nd)

Jason Capel: 2001 (2nd)

Raymond Felton: 2003, 2005

Jawad Williams: 2003 (2nd)

Reyshawn Terry: 2006 (2nd)

Tyler Hansbrough: 2006, 2008, 2009

Wayne Ellington: 2007, 2008, 2009 (2nd)

Ty Lawson: 2007

Peyton Williams



2017 ACC Player of the Year  
Justin Jackson

Brandon Wright: 2007

Marcus Ginyard: 2008

Harrison Barnes: 2011, 2012 (2nd)

Tyler Zeller: 2011, 2012

John Henson: 2011 (2nd)

Kendall Marshall: 2011 (2nd), 2012

Reggie Bullock: 2013

P.J. Hairston: 2013

Marcus Paige: 2013 (2nd), 2015, 2016

Brice Johnson: 2015, 2016

Justin Jackson: 2015 (2nd)

Joel Berry II: 2016, 2018 (2nd)

Isaiah Hicks: 2017 (2nd)

Theo Pinson: 2018

Luke Maye: 2018

• Tyler Hansbrough is the only Tar Heel to be a first-team All-ACC Tournament selection three times

## ACC ROOKIES OF THE YEAR

Sam Perkins: 1981

Michael Jordan: 1982

J.R. Reid: 1987

Ed Cota: 1997

Joseph Forte: 2000

Marvin Williams: 2005

Tyler Hansbrough: 2006

Brandon Wright: 2007

Harrison Barnes: 2011

## ALL-ACC FRESHMAN TEAMS

Dante Calabria: 1993 (2nd)

Jerry Stackhouse: 1994

Rasheed Wallace: 1994

Jeff McInnis: 1994 (Honorable Mention)

Antawn Jamison: 1996

Ed Cota: 1997

Kris Lang: 1999

Joseph Forte: 2000

Jawad Williams: 2002

Raymond Felton: 2003

Rashad McCants: 2003

Marvin Williams: 2005

Tyler Hansbrough: 2006

Bobby Frasier: 2006

Ty Lawson: 2007

Brandon Wright: 2007

Ed Davis: 2009

Harrison Barnes: 2011

Kendall Marshall: 2011

Marcus Paige: 2013

Kennedy Meeks: 2014

Justin Jackson: 2015

## ACC DEFENSIVE PLAYER OF THE YEAR

John Henson: 2011, 2012

## ACC MOST IMPROVED PLAYER

Marcus Paige: 2014 (media, coaches)

Luke Maye: 2018

## ACC SIXTH MAN OF THE YEAR

Isaiah Hicks: 2016 (media, coaches)

## ALL-ACC DEFENSIVE TEAMS

Brendan Haywood: 2001

Jackie Manuel: 2004, 2005

Marcus Ginyard: 2008

Danny Green: 2009

John Henson: 2011, 2012

J.P. Tokoto: 2014 (media, coaches)

Brice Johnson: 2016 (coaches)

## ACC PLAYERS OF THE WEEK

(four or more selections)

Antawn Jamison: 12 (1 in 1996, 4 in 1997, 7 in 1998)

Tyler Hansbrough: 10 (1 in 2006, 8 in 2008, 1 in 2009)

Phil Ford: 6 (1 in 1976, 2 in 1977, 3 in 1978)

Joel Berry II: 5 (1 in 2016, 4 in 2017)

Marcus Paige: 5 (4 in 2014)

Michael Jordan: 5 (3 in 1983, 2 in 1984)

Mike O'Koren: 5 (2 in 1978, 2 in 1979, 1 in 1980)

Brice Johnson: 4 (4 in 2016)

Joseph Forte: 4 (4 in 2001)

Sam Perkins: 4 (2 in 1982, 2 in 1984)

• Jamison shares the ACC career record with 12 selections with Duke's J.J. Redick

• Hansbrough set the single-season record with eight selections in 2007-08

## USBWA DISTRICT COACH OF THE YEAR

Dean Smith: 1993

Matt Doherty: 2001

Roy Williams: 2006, 2011

## JOE LAPCHICK TROPHY

(Top senior college basketball player)

Sam Perkins: 1984

## BOB COUSY AWARD

(Top college point guard)

Raymond Felton: 2005

Ty Lawson: 2009

Kendall Marshall: 2012

## MVPS OF

## POSTSEASON TOURNAMENTS

Lennie Rosenbluth: NCAA East Regional, 1957

Bob Lewis: NCAA East Regional, 1967

Rusty Clark: NCAA East Regional, 1968

Charlie Scott: NCAA East Regional, 1969

Bill Chamberlain: NIT, 1971

Dennis Wuycik: NCAA East Regional, 1972

John Kuester: NCAA East Regional, 1977

Al Wood: NCAA West Regional, 1981

James Worthy: NCAA East Regional, 1982; NCAA Final Four, 1982

Brad Daugherty: NCAA Southeast Regional, 1985

George Lynch: NCAA East Regional, 1993

Donald Williams: NCAA Final Four, 1993

Jerry Stackhouse: NCAA Southeast Regional, 1995

Shammond Williams: NCAA East Regional, 1997

Antawn Jamison: NCAA East Regional, 1998

Joseph Forte: NCAA South Regional, 2000

Sean May: NCAA East Regional, 2005; NCAA Final Four, 2005

Tyler Hansbrough: NCAA East Regional, 2008

Ty Lawson: NCAA South Regional, 2009

Wayne Ellington: NCAA Final Four, 2009

Brice Johnson: NCAA East Regional, 2016

Luke Maye: NCAA South Regional, 2017

Joel Berry II: NCAA Final Four, 2017

## POSTSEASON

## ALL-TOURNAMENT TEAMS

Lennie Rosenbluth: NCAA Final Four, 1957

Pete Brennan: NCAA Final Four, 1957

Bob Lewis: NCAA East Regional, 1967

Rusty Clark: NCAA East Regional, 1967, 1968; NCAA Final Four, 1967 (2nd)

**CAROLINA HONOR ROLL**

Dan Sears



**2012 Academic All-America of the Year Tyler Zeller**

Robert Crawford



**1998 National Player of the Year Antawn Jamison**



**All-America & Naismith Hall of Famer Robert McAdoo**

J.D. Lyon Jr.



**2018 Academic All-America Luke Maye**

- Larry Miller: NCAA East Regional, 1967, 1968; NCAA Final Four, 1968
- Charlie Scott: NCAA East Regional, 1968, 1969; NCAA Final Four, 1968 (2nd)
- Bill Bunting: NCAA East Regional, 1969
- Bill Chamberlain: NIT, 1971
- Dennis Wuycik: NCAA East Regional, 1972
- Robert McAdoo: NCAA East Regional, 1972; NCAA Final Four, 1972
- George Karl: NCAA East Regional, 1972; NIT, 1973
- Bobby Jones: NIT, 1973
- Brad Hoffman: NCAA East Regional, 1975
- Mitch Kupchak: NCAA East Regional, 1975
- Phil Ford: NCAA East Regional, 1975 (2nd)
- Walter Davis: NCAA East Regional, 1977
- John Kuester: NCAA East Regional, 1977
- Mike O'Koren: NCAA Final Four, 1977
- Al Wood: NCAA West Regional, 1981; NCAA Final Four, 1981
- James Worthy: NCAA West Regional, 1981; NCAA East Regional, 1982; NCAA Final Four, 1982
- Sam Perkins: NCAA West Regional, 1981; NCAA East Regional, 1982; NCAA Final Four, 1982
- Jimmy Black: NCAA East Regional, 1982
- Michael Jordan: NCAA Final Four, 1982; NCAA East Regional, 1983
- Brad Daugherty: NCAA Southeast Sub-Regional, 1985; NCAA Southeast Regional, 1985; NCAA West Regional, 1986
- Kenny Smith: NCAA Southeast Sub-Regional, 1985; NCAA Southeast Regional, 1985
- J.R. Reid: NCAA East Regional, 1987; NCAA West Regional, 1988; NCAA Southeast Regional, 1989
- Rick Fox: NCAA East Regional, 1991
- Hubert Davis: NCAA East Regional, 1991
- Eric Montross: NCAA Southeast Regional, 1992; NCAA East Regional, 1993; NCAA Final Four, 1993
- George Lynch: NCAA East Regional, 1993; NCAA Final Four, 1993
- Donald Williams: NCAA East Regional, 1993; NCAA Final Four, 1993; NCAA Southeast Regional, 1995

- Jerry Stackhouse: NCAA Southeast Regional, 1995
  - Rasheed Wallace: NCAA Southeast Regional, 1995
  - Shammond Williams: NCAA East Regional, 1997; NCAA East Regional, 1998
  - Antawn Jamison: NCAA East Regional, 1997; NCAA East Regional, 1998
  - Vince Carter: NCAA East Regional, 1997; NCAA East Regional, 1998
  - Ed Cota: NCAA East Regional, 1997; NCAA East Regional, 1998; NCAA South Regional, 2000
  - Jason Capel: NCAA South Regional, 2000
  - Joseph Forte: NCAA South Regional, 2000
  - Sean May: NCAA East Regional, 2005; NCAA Final Four, 2005
  - Rashad McCants: NCAA East Regional, 2005; NCAA Final Four, 2005
  - Raymond Felton: NCAA Final Four, 2005
  - Tyler Hansbrough: NCAA East Regional, 2007, 2008; NCAA South Regional, 2009; NCAA Final Four, 2009
  - Brandon Wright: NCAA East Regional, 2007
  - Wayne Ellington: NCAA East Regional, 2008; NCAA Final Four, 2009
  - Ty Lawson: NCAA East Regional, 2008; NCAA South Regional, 2009; NCAA Final Four, 2009
  - Danny Green: NCAA South Regional, 2009
  - Will Graves: NIT, 2010
  - Deon Thompson: NIT, 2010
  - Harrison Barnes: NCAA East Regional, 2011
  - Tyler Zeller: NCAA East Regional, 2011; NCAA Midwest Regional, 2012
  - Brice Johnson: NCAA East Regional, 2016; NCAA Final Four, 2016
  - Marcus Paige: NCAA East Regional, 2016
  - Joel Berry II: NCAA Final Four, 2016; NCAA South Regional, 2017; NCAA Final Four, 2017
  - Justin Jackson: NCAA South Regional, 2017; NCAA Final Four, 2017
  - Kennedy Meeks: NCAA Final Four, 2017
- J.R. Reid (1987-89), Ed Cota (1997-98, 2000) and Tyler Hansbrough (2007-09) are the only Tar Heels to earn All-NCAA Regional honors in three seasons

- CoSIDA ACADEMIC ALL-AMERICA TEAMS**
- Billy Cunningham: 1965
  - Charlie Scott: 1970
  - Steve Previs: 1972
  - Dennis Wuycik: 1972
  - Kim Huband: 1972 (3rd)
  - Brad Hoffman: 1975 (2nd)
  - Ed Stahl: 1975 (2nd)
  - Tommy LaGarde: 1975 (2nd), 1976
  - Bruce Buckley: 1976 (2nd)
  - Steve Hale: 1986
  - Henrik Rodl: 1993 (3rd)
  - Eric Montross: 1994
  - Tyler Zeller: 2011, 2012
  - Marcus Paige: 2014 (2nd), 2015 (2nd), 2016
  - Luke Maye: 2018 (2nd)


- ACADEMIC ALL-AMERICA OF THE YEAR**
- Tyler Zeller: 2012

- NCAA POST-GRADUATE SCHOLARSHIP WINNERS**
- Bob Bennett: 1966
  - John O'Donnell: 1974
  - Bruce Buckley: 1977
  - Steve Hale: 1986
  - Pearce Landry: 1995

- ACADEMIC ALL-ACC TEAM**
- Charlie Shaffer: 1963, 1964
  - Billy Cunningham: 1965
  - Tom Gauntlett: 1967
  - Charlie Scott: 1970
  - Dave Chadwick: 1971
  - Kim Huband: 1972
  - Steve Previs: 1972
  - Dennis Wuycik: 1972
  - John O'Donnell: 1973, 1974
  - Brad Hoffman: 1975
  - Ed Stahl: 1975
  - Tommy LaGarde: 1975, 1976, 1977
  - Bruce Buckley: 1976, 1977
  - Eric Kenny: 1981
  - Matt Doherty: 1984
  - Steve Hale: 1984, 1985, 1986
  - James Daye: 1986
  - Jeff Lebo: 1988
  - David May: 1988, 1989
  - Henrik Rodl: 1990, 1991, 1992, 1993
  - Jason Burgess: 1992
  - Eric Montross: 1993, 1994
  - Matt Wenstrom: 1993
  - Pearce Landry: 1994, 1995
  - Pat Sullivan: 1995
  - Will Johnson: 2001, 2003
  - Jason Capel: 2002

- Kris Lang: 2002
  - Byron Sanders: 2004, 2006
  - Melvin Scott: 2005
  - Tyler Zeller: 2009, 2010, 2011, 2012
  - Marcus Paige: 2013, 2014, 2015, 2016
  - Luke Maye: 2016, 2017, 2018
- Four-time recipients: Henrik Rodl, Tyler Zeller, Marcus Paige
  - Three-time recipients: Tommy LaGarde, Steve Hale, Luke Maye
  - Two-time recipients: Charlie Shaffer, John O'Donnell, Bruce Buckley, David May, Eric Montross, Pearce Landry, Will Johnson, Byron Sanders

- SKIP PROSSER AWARD**
- Tyler Zeller: 2011, 2012
  - Marcus Paige: 2015, 2016
  - Luke Maye: 2018
  - Atlantic Coast Conference's Scholar-Athlete of the Year for men's basketball



**1982 National Player of the Year James Worthy**