


2005 REVIEW

CAROLINA
20  06
FOOTBALL



2006 NFL DRAFT PICKS AND FREE AGENT SIGNEES

Chase Page, DT: San Diego Chargers, Seventh Round
Kyle Ralph, OG: Seattle Seahawks, Free Agent
Matt Baker, QB: Houston Texans, Free Agent
Tommy Davis, DE: New Orleans Saints, Free Agent
Cedrick Holt, CB: Tennessee Titans, Free Agent
Wallace Wright, WR: New York Jets, Free Agent

2005 AWARDS

Kyle Ralph, OG: First-team All-ACC
Jesse Holley, WR: Honorable-mention All-ACC
Tommy Richardson, LB: Honorable-mention All-ACC
Tommy Davis, DE: Honorable-mention All-ACC
Brandon Tate, KR: Honorable-mention All-ACC;
 Sporting News First-team Freshman All-America

2005 BANQUET AWARD WINNERS

Most Valuable Player Offense: Matt Baker
Most Valuable Player Defense: Tommy Richardson
Outstanding Offensive Lineman: Kyle Ralph
Outstanding Defensive Lineman: Chase Page
Outstanding Offensive Back: Ronnie McGill
Outstanding Special Teams Player: Wallace Wright
Outstanding Linebacker: Larry Edwards
Outstanding Receiver: Jesse Holley
Outstanding Defensive Back: Cedrick Holt
Outstanding Defensive End: Tommy Davis
Outstanding Newcomer Offense: Steven Bell
Outstanding Newcomer Defense: Kentwan Balmer and Trimane Goddard
Outstanding Freshman: Brandon Tate
Best All-Around Senior: Doug Justice
Outstanding Contribution Offense: Rikki Cook and Brian Chacos
Outstanding Contribution Defense: Tommy Richardson
Most Improved Player - Defense: Shelton Bynum
Most Improved Player - Offense: Jon Hamlett
Team Captains: Wallace Wright, Matt Baker and Tommy Richardson
Most Team Spirit: Tommy Richardson
Outstanding Lifter: Tommy Davis
Rehabilitation Award: Skip Seagraves
Athletic Director's-Scholar-Athlete Award: Justin Phillips
Outstanding Achievement, Academics, Athletics, Leadership: Doug Justice

2005 ACC STANDINGS

<u>ATLANTIC DIVISION</u>	<u>ACC</u>	<u>Overall</u>
Florida State	5-3	8-5
Boston College	5-3	9-3
Clemson	4-4	8-4
NC State	3-5	7-5
Maryland	3-5	5-6
Wake Forest	3-5	4-7
<u>COASTAL DIVISION</u>	<u>ACC</u>	<u>Overall</u>
Virginia Tech	7-1	11-2
Miami	6-2	9-3
Georgia Tech	5-3	7-5
North Carolina	4-4	5-6
Virginia	3-5	7-5
Duke	0-8	1-10



Center Steven Bell (70) and wide receiver Jesse Holley (9) celebrate following Carolina's 31-24 win at NC State. It was Carolina's fifth win in the last six trips to Raleigh.

■ **TAR HEELS COME UP ONE WIN SHORT:** North Carolina finished the 2005 season 5-6 overall, 4-4 in the Atlantic Coast Conference. The Tar Heels came up one win shy of qualifying for postseason play, falling to No. 5 Virginia Tech in the season finale.

The season was highlighted by victories over rivals NC State and Virginia and a payback victory over Boston College who had knocked off the Tar Heels in the Continental Tire Bowl a year earlier. The season began poorly with a pair of losses to Georgia Tech in Atlanta and at home to Wisconsin. Facing the prospect of an 0-3 start, Carolina rebounded with a thrilling 31-24 victory at NC State. It was Carolina's second consecutive victory over NC State and fifth in the last six visits to Carter-Finley Stadium.

Later in the season, Carolina's defense held Virginia to just 199 yards and Cedrick Holt picked off a pass to thwart a late Virginia drive and give Carolina a 7-5 win. It was the first win over Virginia since 2001.

■ **POLLOCK SETS RECORD:** Senior Jarwarski Pollock established the Carolina career reception record with 177 catches. He broke the record held by Na Brown, who caught 165 passes from 1995-98, against Maryland. Pollock tied the mark on a 10-yard pass play from Matt Baker in the second quarter and later set the record with a five-yard grab in the third quarter.

Pollock established the single-season receiving record in 2003 with 71 receptions and averaged nearly four catches per game in his career. Pollock caught at least three passes in 32 of his 45 career games, including a career-high 11 against NC State in 2003.

■ **FIVE TAR HEELS EARN ALL-ACC HONORS:** Five North Carolina football players were selected to the All-Atlantic Coast Conference football teams. Offensive guard Kyle Ralph made first-team honors, while wide receiver Jesse Holley, defensive end Tommy Davis, linebacker Tommy Richardson and returner Brandon Tate were honorable-mention selections.

Ralph, a senior from Cincinnati, is the second consecutive UNC offensive lineman to earn first-team All-ACC honors. In 2004, center Jason Brown was a first-team selection, while Ralph made second-team.

Holley, a junior from Roselle, N.J., led the Tar Heels with 47 catches for 670 yards and one touchdown. He narrowly missed out on second-team honors, falling short by just two votes.

Davis, a senior from Dudley, N.C., had a standout season with a team-best eight sacks, the most by a Tar Heel since Julius Peppers recorded 9.5 in 2001. He ranked sixth in the ACC with .73 sacks per game.

Richardson, a senior captain from Miami, Fla., led the team with 91 tackles and ranked sixth in the ACC with 8.3 tackles per game. He had 6.0 tackles for losses, 1.5 sacks, one interception, four pass breakups, five quarterback hurries and led the ACC with three fumble recoveries.

Tate, a true freshman from Burlington, N.C., was among the top return men in the nation all season. He ran back the opening kick of the Utah game 96 yards for a touchdown and averaged 25.8 yards on kickoff returns and 9.2 on punt returns.

■ **TATE EARNS FRESHMAN HONORS:** North Carolina's Brandon Tate was named a first-team freshman All-America by The Sporting News. A true freshman in 2005, Tate was among the nation's top kick and punt returners all season. He finished second in the ACC in kickoff and third in punt returns. Nationally, he ranked 22nd in kickoff returns with a 25.8 average. A native of Burlington, N.C., Tate returned the opening kickoff vs. Utah 96 yards for a touchdown. Tate was also named to The Sporting News All-ACC Freshman first team.



CAROLINA FOOTBALL 2005 REVIEW

2005 NOTES

■ **SIX TAR HEELS EARN NFL OPPORTUNITY:** North Carolina defensive tackle Chase Page was selected in the seventh round of the 2006 NFL Draft by San Diego. Carolina has had at least one player selected in the NFL Draft every year since 1971. In three seasons on the defensive line, Page had 123 tackles, 16 tackles for losses of 71 yards and 6.5 sacks for 42 yards. As a senior, he was second on the team in tackles for loss (6.5) and sacks (4).

Five more Tar Heels, including quarterback Matt Baker, defensive end Tommy Davis, cornerback Cedrick Holt, offensive guard Kyle Ralph and wide receiver Wallace Wright signed free agent contracts with NFL teams after the draft concluded.

A first-team All-Atlantic Coast Conference selection in 2005, Ralph signed with Seattle, but was released and later signed with the Carolina Panthers. Ralph started 23 consecutive games in 2004 and 2005 and was one of the Tar Heels' most consistent performers on the offensive line. Ralph was named the No. 10 guard in the country by The Sporting News and was a third-team All-America selection by Rivals.com as a senior. He was a second-team All-ACC pick in 2004.

Baker signed with the Houston Texans after a solid senior campaign in 2005. In just one season as a starter, he completed 180 of 346 attempts (.520) for 2,345 yards and nine touchdowns. His 2,345 passing yards were the fourth-highest single-season total in school history and his 2,311 total offensive yards were the fifth-highest total in single-season school history.

Davis signed with New Orleans after starting three seasons at defensive end. He earned honorable-mention All-ACC honors in 2005 and led the Tar Heels with 10 tackles for losses and eight sacks. His eight sacks were the most by a Tar Heel since Julius Peppers had 9.5 in 2001.

Cornerback Cedrick Holt inked a free agent deal with the Tennessee Titans. Holt had an outstanding season in 2005 with 59 tackles, six tackles for losses, two interceptions and a team-high 10 pass break ups. He was second in the ACC in pass breakups and third in passes defended.

■ **SPECIAL TEAMS:** North Carolina's kickoff return team was one of the best special teams units in the country in 2005. Led by true freshman Brandon Tate and senior captain Wallace Wright, the Tar Heels ranked seventh in the country, averaging 24.9 yards per return.

Wright returned the opening kickoff against Boston College 90 yards for a touchdown, giving the Tar Heels two opening kickoff returns for scores in the same season for the first time in school history. Earlier in the season, Tate took the opening kick 96 yards for a touchdown against Utah.

Wright's kickoff return for a score marked the third time in UNC history the Tar Heels have returned two kickoffs for touchdowns in the same season. In 2003, Mike Mason (Maryland) and Michael Waddell (Wisconsin) scored on kick returns, while Tyrell Godwin (Stanford) and Kory Bailey (Georgia Tech) did so in 1998.

Carolina was one of only six teams in the country with two kickoff returns for touchdowns.

■ **WINS OVER RANKED TEAMS IN KENAN:**

Carolina posted two straight home wins over ranked opponents for the first time since back-to-back wins over No. 16 Virginia and No. 19 Georgia Tech in 1992. The Tar Heels downed No. 23 Virginia on Oct. 22 and No. 19 Boston College on Nov. 5.



Jarwarski Pollock finished his career as the school's all-time leading receiver with 177 catches.



Cornerback Cedrick Holt led the team with 10 pass breakups and was fourth with 59 tackles. He signed a free agent contract with the Tennessee Titans following the season.

ACC RANKINGS

Total Offense	10th, 306.4 avg.
Run Offense	9th, 108.2 avg.
Pass Offense	9th, 198.1 avg.
Scoring Offense	10th, 18.5 avg.
Quarterback Sacks Allowed	8th, 3.0/game
3rd Down Conversions	8th, 34.9 pct.

Total Defense	8th, 338.5 avg.
Run Defense	7th, 130.4 avg.
Pass Defense	7th, 208.1 avg.
Scoring Defense	8th, 23.5 avg.
Quarterback Sacks By	8th, 2.81/game
Opp. 3rd Down Conversions	10th, 39.4 pct.

Kickoff Returns	2nd, 23.8 avg.
Punt Returns	3rd, 10.1 avg.
Net Punting	7th, 35.1 avg.

Turnover Margin	7th, -0.09/game
Penalties	10th, 66.9 avg.

Individuals

Category	Player	Rank
Passing Yards/Game	Baker	4th, 213.2
Receptions/Game	Holley	6th, 4.27
Pass Efficiency	Baker	9th, 111.2
Total Offense Yds/Game	Baker	7th, 210.1
Field Goals/Game	Barth	9th, 1.00
Punting Avg.	Wooldridge	6th, 41.1
Kick Return Avg.	Tate	2nd, 25.8
Punt Return Avg.	Tate	3rd, 9.2
Sacks/Game	Davis	8th, 0.73
Interceptions/Game	Goddard	8th, 0.27

NCAA RANKINGS (out of 117 schools)

Category	UNC	NCAA Leader
Run Offense	106 (101.5)	Navy (318.7)
Pass Offense	72 (214.3)	Texas Tech (388.8)
Total Offense	102 (315.7)	USC (579.8)
Scoring Offense	104 (18.0)	Texas (50.1)
Run Defense	42 (138.1)	Ohio State (73.4)
Pass Eff. Defense	58 (123.4)	Miami (89.5)
Total Defense	42 (349.2)	Va. Tech (247.6)
Scoring Defense	63 (26.2)	Alabama (10.7)
Net Punting	36 (35.1)	Wake Forest (41.4)
Punt Returns	58 (9.2)	UCLA (25.0)
Kickoff Returns	7 (24.9)	Arkansas (29.2)
Turnover Margin	65 (-0.1)	TCU (1.8)
Pass Defense	49 (211.0)	Miami (152.2)
Sacks/Game	23 (2.8)	Nebraska (4.2)

Individuals

Category	Player	Rank
Pass Efficiency	Baker	83, 111.2
Total Offense	Baker	64, 210.1
Receptions/Game	Holley	90, 4.3
Rec. Yards/Game	Holley	77, 60.9
Punting	Wooldridge	46, 41.1
Punt Returns	Tate	45, 9.21
Kickoff Returns	Tate	22, 25.8
Field Goals/Gm	Barth	64, 1.00
Sacks/Game	Davis	22, 0.82
Tackles/Game	Richardson	94, 6.27



CAROLINA FOOTBALL 2005 REVIEW

RECORD:	OVERALL	HOME	AWAY	NEUTRAL
ALL GAMES	(5-6-0)	(4-2-0)	(1-3-0)	(0-0-0)
CONFERENCE	(4-4-0)	(3-1-0)	(1-3-0)	(0-0-0)
NON-CONFERENCE	(1-2-0)	(1-1-0)	(0-1-0)	(0-0-0)

DATE	OPPONENT	W/L	SCORE	ATTEND
*Sept. 10	at #17 Georgia Tech	L	21-27	46,459
Sept. 17	Wisconsin	L	5-14	60,000
*Sept. 24	at NC State	W	31-24	57,100
Oct. 1	Utah	W	31-17	50,000
Oct. 8	at #23 Louisville	L	14-69	41,334
*Oct. 22	#23 Virginia	W	7-5	52,000
*Oct. 29	at #6 Miami	L	16-34	30,618
*Nov. 5	#19 Boston College	W	16-14	48,000
*Nov. 12	Maryland	L	30-33 ot	50,000
*Nov. 19	Duke	W	24-21	50,000
*Nov. 26	at #5 Virginia Tech	L	3-30	65,115

* denotes conference game

TEAM STATISTICS	NC	OPP
SCORING	198	288
Points Per Game	18.0	26.2
FIRST DOWNS	198	210
Rushing	77	93
Passing	100	101
Penalty	21	16
RUSHING YARDAGE	1116	1520
Yards gained rushing	1565	1890
Yards lost rushing	449	370
Rushing Attempts	403	434
Average Per Rush	2.8	3.5
Average Per Game	101.5	138.2
TDs Rushing	10	21
PASSING YARDAGE	2357	2321
Att-Comp-Int	356-183-12	328-189-11
Average Per Pass	6.6	7.1
Average Per Catch	12.9	12.3
Average Per Game	214.3	211.0
TDs Passing	9	13
TOTAL OFFENSE	3473	3841
Total Plays	759	762
Average Per Play	4.6	5.0
Average Per Game	315.7	349.2
KICK RETURNS: #-YARDS	40-997	29-696
PUNT RETURNS: #-YARDS	31-286	30-207
INT RETURNS: #-YARDS	11-99	12-117
KICK RETURN AVERAGE	24.9	24.0
PUNT RETURN AVERAGE	9.2	6.9
INT RETURN AVERAGE	9.0	9.8
FUMBLES-LOST	17-9	14-9
PENALTIES-YARDS	88-736	85-717
Average Per Game	66.9	65.2
PUNTS-YARDS	68-2736	61-2520
Average Per Punt	40.2	41.3
Net punt average	37.2	36.6
TIME OF POSSESSION/GAME	30:44	29:15
3RD-DOWN CONVERSIONS	58/166	63/160
3rd-Down Pct.	35%	39%
4TH-DOWN CONVERSIONS	5/16	7/12
4th-Down Pct.	31%	58%
SACKS BY-YARDS	31-219	33-243
MISC YARDS	0	79
TOUCHDOWNS SCORED	23	37
FIELD GOALS-ATTEMPTS	11-21	10-15
PAT-ATTEMPTS	23-23	34-36
ATTENDANCE	310000	240626
Games/Avg Per Game	6/51667	5/48125

2005 STATISTICS

SCORE BY QUARTERS	1st	2nd	3rd	4th	OT	Total
North Carolina	55	62	38	43	0	198
Opponents	73	49	85	78	3	382

RUSHING	GP	Att	Gain	Loss	Net	Avg	TD	Long	Avg/G
McGill, R	7	130	581	51	530	4.1	5	37	75.7
Edwards, B	9	114	455	58	397	3.5	2	62	44.1
Arnold, J	11	48	206	19	187	3.9	0	15	17.0
Warren, J	9	17	93	7	86	5.1	0	31	9.6
Chacos, B	11	0	5	0	5	0.0	0	0	0.5
Bozich, J	3	1	2	0	2	2.0	0	2	0.7
Cook, R	11	1	2	0	2	2.0	0	2	0.2
Phillips, J	11	1	2	0	2	2.0	0	2	0.2
Starcevic, N	10	1	1	0	1	1.0	1	1	0.1
Wright, W	10	2	0	0	0	0.0	0	0	0.0
Mason, M	11	1	0	7	-7	-7.0	0	0	-
Baker, M	11	79	218	252	-34	-0.4	2	21	-
Total	11	403	1565	449	1116	2.8	10	62	101.5
Opponents	11	434	1890	370	1520	3.5	21	42	138.2

PASSING	GP	Effic	Att-Cmp-Int	Pct	Yds	TD	Lng	
Baker, M	11	111.18	346-180-11	52.0	2345	9	87	213.2
Bozich, J	3	22.31	9-3-1	33.3	12	0	6	4.0
TEAM	7	0.00	1-0-0	0.0	0	0	0	0.0
Total	11	108.62	356-183-12	51.4	2357	9	87	214.3
Opponents	11	123.43	328-189-11	57.6	2321	13	80	211.0

RECEIVING	GP	No.	Yds	Avg	TD	Long	Avg/G
Holley, J	11	47	670	14.3	1	49	60.9
Pollock, J	10	30	341	11.4	2	33	34.1
Mason, M	11	22	372	16.9	1	44	33.8
Hamlett, J	11	21	212	10.1	1	23	19.3
McGill, R	7	15	99	6.6	0	12	14.1
Mitchell, D	11	12	261	21.8	2	87	23.7
Wright, W	10	12	176	14.7	1	40	17.6
Edwards, B	9	10	99	9.9	0	24	11.0
Phillips, J	11	6	86	14.3	0	19	7.8
Arnold, C.	11	4	29	7.2	0	15	2.6
Cook, R	11	2	8	4.0	1	6	0.7
Starcevic, N	10	1	7	7.0	0	7	0.7
Baker, M	11	1	-3	-3.0	0	0	-0.3
Total	11	183	2357	12.9	9	87	214.3
Opponents	11	189	2321	12.3	13	80	211.0

INTERCEPTIONS	No.	Yds	Avg	TD	Long
Goddard, T	3	1	0.3	0	1
Taylor, K	2	46	23.0	1	25
Holt, C	2	-2	-1.0	0	0
Person, Q	1	14	14.0	0	14
Guy, K	1	37	37.0	0	37
Edwards, L	1	-1	-1.0	0	0
Richardson, T	1	4	4.0	0	4
Total	11	99	9.0	1	37
Opponents	12	117	9.8	0	55

PUNT RETURNS	No.	Yds	Avg	TD	Long
Tate, B	29	267	9.2	0	40
Person, Q	1	11	11.0	1	11
Pollock, J	1	8	8.0	0	8
Total	31	286	9.2	1	40
Opponents	30	207	6.9	1	32

KICK RETURNS	No.	Yds	Avg	TD	Long
Tate, B	21	542	25.8	1	96
Wright, W	11	302	27.5	1	90
Mason, M	6	143	23.8	0	32
Goddard, T	1	8	8.0	0	8
Phillips, J	1	2	2.0	0	2
Total	40	997	24.9	2	96
Opponents	29	696	24.0	0	73



CAROLINA FOOTBALL 2005 REVIEW

FUMBLE RETURNS	No.	Yds	Avg	TD	Long
Total	0	0	0.0	0	0
Opponents	3	79	26.3	2	42

SCORING	TD	FGs	PATs						Saf	Points
			Kick	Rush	Rcv	Pass	DXP			
Barth, C	0	11-21	23-23	0-0	0	0-0	0	0	0	56
McGill, R	5	0-0	0-0	0-0	0	0-0	0	0	0	30
Wright, W	2	0-0	0-0	0-0	0	0-0	0	0	0	12
Pollock, J	2	0-0	0-0	0-0	0	0-0	0	0	0	12
Mitchell, D	2	0-0	0-0	0-0	0	0-0	0	0	0	12
Baker, M	2	0-0	0-0	0-0	0	0-0	0	0	0	12
Edwards, B	2	0-0	0-0	0-0	0	0-0	0	0	0	12
Tate, B	1	0-0	0-0	0-0	0	0-0	0	0	0	6
Starcevic, N	1	0-0	0-0	0-0	0	0-0	0	0	0	6
Mason, M	1	0-0	0-0	0-0	0	0-0	0	0	0	6
Hamlett, J	1	0-0	0-0	0-0	0	0-0	0	0	0	6
Person, Q	1	0-0	0-0	0-0	0	0-0	0	0	0	6
Holley, J	1	0-0	0-0	0-0	0	0-0	0	0	0	6
Taylor, K	1	0-0	0-0	0-0	0	0-0	0	0	0	6
Cook, R	1	0-0	0-0	0-0	0	0-0	0	0	0	6
TEAM	0	0-0	0-0	0-0	0	0-0	0	2	4	
Total	23	11-21	23-23	0-0	0	0-0	0	2	198	
Opponents	37	10-15	34-36	0-0	0	0-1	0	1	288	

TOTAL OFFENSE	G	Plays	Rush	Pass	Total	Avg/G
Baker, M	11	425	-34	2345	2311	210.1
McGill, R	7	130	530	0	530	75.7
Edwards, B	9	114	397	0	397	44.1
Arnold, J	11	48	187	0	187	17.0
Warren, J	9	17	86	0	86	9.6
Bozich, J	3	10	2	12	14	4.7
Chacos, B	11	0	5	0	5	0.5
Phillips, J	11	1	2	0	2	0.2
Cook, R	11	1	2	0	2	0.2
Starcevic, N	10	1	1	0	1	0.1
Mason, M	11	1	-7	0	-7	-0.6
TEAM	7	9	-55	0	-55	-7.9
Total	11	759	1116	2357	3473	315.7
Opponents	11	762	1520	2321	3841	349.2

PUNTING	No.	Yds	Avg	Long	TB	FC	I20	Blkd
Wooldridge, D	66	2713	41.1	56	7	14	13	1
TEAM	2	23	11.5	23	0	0	0	1
Total	68	2736	40.2	56	7	14	13	2
Opponents	61	2520	41.3	55	3	3	26	1

FIELD GOALS	FGM-FGA	Pct	01-19	20-29	30-39	40-49	50-99	Lg	Blk
Barth, C	11-21	52.4	0-0	6-7	1-4	4-8	0-2	45	1

FG SEQUENCE	North Carolina	OPPONENTS
Georgia Tech	-	(25), (22)
Wisconsin	(43), 50	51
NC State	38, 41, (24)	(22)
Utah	24, 49, (32)	(35)
Louisville	44	(20), (42)
Virginia	47, 54	32, (37)
Miami	-	-
Boston College	(20), (22), (44)	48
Maryland	(45), (41), (24), 38	42, 43, (37), (28)
Duke	(24)	-
Virginia Tech	33, (25)	(44)

Numbers in (parentheses) indicate field goal was made.

2005 STATISTICS

KICKOFFS	No.	Yds	Avg	TB	OB	Retn	Net	YdLn
Barth, C	44	2586	58.8	11	1			
Total	44	2586	58.8	11	1	916	38.0	27
Opponents	57	3431	60.2	15	3	1297	37.4	27

ALL PURPOSE	G	Rush	Rec	PR	KOR	IR	Tot	Avg/G
Tate, B	11	0	0	267	542	0	809	73.5
Holley, J	11	0	670	0	0	0	670	60.9
McGill, R	7	530	99	0	0	0	629	89.9
Mason, M	11	-7	372	0	143	0	508	46.2
Edwards, B	9	397	99	0	0	0	496	55.1
Wright, W	10	0	176	0	302	0	478	47.8
Pollock, J	10	0	341	8	0	0	349	34.9
Mitchell, D	11	0	261	0	0	0	261	23.7
Arnold, J	11	187	29	0	0	0	216	19.6
Hamlett, J	11	0	212	0	0	0	212	19.3
Phillips, J	11	2	86	0	2	0	90	8.2
Warren, J	9	86	0	0	0	0	86	9.6
Taylor, K	11	0	0	0	0	46	46	4.2
Guy, K	11	0	0	0	0	37	37	3.4
Person, Q	12	0	0	11	0	14	25	2.1
Cook, R	11	2	8	0	0	0	10	0.9
Goddard, T	11	0	0	0	8	1	9	0.8
Starcevic, N	10	1	7	0	0	0	8	0.8
Chacos, B	11	5	0	0	0	0	5	0.5
Richardson, T	11	0	0	0	0	4	4	0.4
Bozich, J	3	2	0	0	0	0	2	0.7
Edwards, L	11	0	0	0	0	-1	-1	-0.1
Holt, C	11	0	0	0	0	-2	-2	-0.2
Baker, M	11	-34	-3	0	0	0	-37	-3.4
TEAM	7	-55	0	0	0	0	-55	-7.9
Total	11	1116	2357	286	997	99	4855	441.4
Opponents	11	1520	2321	207	696	117	4861	441.9



Quarterback Matt Baker finished with 2,345 passing yards and nine touchdowns in his only year as the starter in 2005.



**CAROLINA FOOTBALL
2005 REVIEW**

DEFENSIVE STATISTICS

DEFENSIVE LEADERS	-----Tackles-----			TFL/Yds	---Sacks---			---Pass Def---	QBH	---Fumbles---		Blkd Kick	Saf
	Solo	Ast	Total		No-Yds	Int-Yds	BrUp			Rcv-Yds	FF		
32 Edwards, L	43	48	91	8.0-24	1.5-9	1--1	2	3	.	1	.	.	
8 Richardson, T	46	45	91	6.0-21	1.0-12	1-4	4	5	3-0	.	.	.	
27 Taylor, K	39	22	61	4.5-24	3.5-23	2-46	2	1	.	1	.	.	
13 Holt, C	49	10	59	6.0-11	1.0-2	2--2	10	
31 Goddard, T	36	17	53	2.5-6	.	3-1	5	2	1-0	.	.	.	
48 Mapp, D	22	24	46	1.5-6	1.0-5	.	.	2	1-0	2	.	.	
80 Davis, T	19	21	40	10.0-74	8.0-69	.	.	4	
6 Carey, M	17	22	39	2.5-19	1.0-18	.	2	.	1-0	2	.	.	
3 Person, Q	28	8	36	0.5-1	.	1-14	4	
95 Page, C	11	16	27	6.5-32	4.0-23	.	2	3	
75 Bynum, S	10	12	22	3.0-7	1.0-5	.	1	
54 Worsley, V	11	11	22	0.5-1	
74 Guy, K	9	12	21	5.0-24	3.0-21	1-37	1	1	
16 Watkins, J	14	5	19	.	.	.	3	
90 Balmer, K	8	9	17	5.0-16	1.0-5	.	1	5	
42 Rackley, B	10	5	15	3.0-13	2.0-11	.	.	1	1-0	1	.	.	
53 Justice, D	3	12	15	0.5-1	1	.	.	
35 Bethea, B	10	4	14	.	.	.	2	
94 Mitchell, K	4	9	13	.	.	.	2	4	2-0	.	.	.	
33 Taylor, H	4	8	12	1.5-8	1.0-6	.	.	2	.	1	.	.	
28 Walker, DJ	4	5	9	
29 Wright, W	6	3	9	1	.	
56 Green, W	5	3	8	
58 Brown, M	4	3	7	2.0-6	1.0-5	.	.	3	.	1	.	.	
41 Paschal, M	5	2	7	
2 Mason, M	4	2	6	1	
47 Phillips, J	.	5	5	
52 Longhany, J	2	3	5	.	.	.	1	
44 Rice, C	1	3	4	
20 Arnold, J	.	3	3	
21 Thatch, M	1	2	3	
77 Gray, C	.	2	2	
56 White, G	2	.	2	1.0-5	1.0-5	.	1	
45 Wooldridge, D	1	1	2	
9 Holley, J	2	.	2	
15 O'Leary, T	1	1	2	0.5-1	
21 Warren, J	.	1	1	
70 Bell, S	.	1	1	
89 Quinn, R	1	.	1	
32 Edwards, B	1	.	1	
10 Barth, C	.	1	1	
7 Baker, M	1	.	1	
5 Pollock, J	1	.	1	
TM TEAM	2	
Total	435	362	797	70-300	31-219	11-99	43	37	9-0	10	1	2	
Opponents	418	363	781	93-395	33-243	12-117	48	36	9-79	13	3	1	



Tommy Davis (80) and Chase Page (95) combined for 12 of the team's 31 sacks in 2005. Davis (New Orleans Saints) and Page (San Diego Chargers) are now in the NFL.



**CAROLINA FOOTBALL
2005 REVIEW**

GAME-BY-GAME STATS

Opponent Date Location	GEORGIA TECH SEPT. 10 AWAY		WISCONSIN SEPT. 17 HOME		NC STATE SEPT. 24 AWAY		UTAH OCT. 1 HOME		LOUISVILLE OCT. 8 AWAY		VIRGINIA OCT. 22 HOME	
	UNC	GT	UNC	UW	UNC	NCSU	UNC	UTAH	UNC	UL	UNC	UVA
Score	21	27	5	14	31	24	31	17	14	69	7	5
First Downs	15	20	14	18	22	16	20	22	22	23	16	14
by rush	4	4	1	11	12	5	4	9	8	10	11	6
by pass	9	15	12	5	8	9	13	12	10	10	4	7
by penalty	2	1	1	2	2	2	3	1	4	3	1	1
Total Offensive Plays	65	81	62	75	72	63	72	70	68	62	70	65
Total Yards Gained	341	475	338	304	321	270	352	378	332	451	270	199
Average Yards/Play	5.2	5.9	5.5	4.1	4.5	4.3	5.0	5.2	4.9	7.3	3.9	3.1
Plays Rushing	26	33	25	52	49	28	39	38	38	38	46	37
Yards Rushing	61	122	57	166	144	13	85	167	108	144	172	90
Rushing Touchdowns	1	1	0	2	1	2	1	1	2	3	0	0
Yards Passing	280	353	281	138	177	257	267	211	224	307	98	109
Pass Attempts	39	48	37	23	23	35	31	34	30	24	24	28
Pass Completions	18	25	16	14	13	21	16	22	19	18	13	14
Passes Had Intercepted	3	0	1	0	1	0	2	1	1	0	1	1
Passing Touchdowns	2	2	0	0	2	1	2	1	0	4	1	0
Kickoff Return Yards	70	48	38	14	38	138	149	109	159	-22	0	65
Punt Return Yards	47	18	31	30	74	14	3	0	0	1	31	13
Punts-Average	8-43.2	7-47.4	8-43.2	7-46.7	5-40.8	8-36.2	5-39.8	5-38.4	3-32.0	1-45.0	5-45.6	8-39.1
Fumbles-Lost	0-0	0-0	0-0	2-1	2-1	3-2	1-0	4-4	3-2	1-0	2-0	0-0
Penalties-Yards	8-67	9-75	12-115	8-74	9-70	10-78	6-65	12-101	8-70	7-60	7-57	1-5
3rd Down Conversions	7-16	10-20	3-16	6-17	4-12	3-13	7-16	4-13	4-11	7-12	4-15	5-16
4th Down Conversions	0-1	0-1	0-2	1-3	0-1	0-0	0-1	0-1	1-2	2-2	0-3	0-0
Possession Time	27:00	33:00	35:44	24:16	34:22	25:38	29:35	30:25	32:27	27:33	32:30	27:30

Opponent Date Location	MIAMI OCT. 29 AWAY		BOSTON COLL. NOV. 5 HOME		MARYLAND NOV. 12 HOME		DUKE NOV. 19 HOME		VIRGINIA TECH NOV. 26 AWAY	
	UNC	MIA	UNC	BC	UNC	MD	UNC	DUKE	UNC	VT
Score	16	34	16	14	30	33	24	21	3	30
First Downs	15	20	19	20	18	24	26	11	11	22
by rush	8	11	5	5	5	9	14	4	5	19
by pass	4	7	13	14	13	14	9	6	5	2
by penalty	3	2	1	1	0	1	3	1	1	1
Total Offensive Plays	69	57	72	71	68	80	80	68	63	68
Total Yards Gained	188	321	310	337	424	524	401	244	196	338
Average Yards/Play	2.7	5.6	4.3	4.7	6.2	6.2	5.0	3.6	3.1	5.0
Plays Rushing	44	38	40	30	49	28	46	38	22	53
Yards Rushing	102	210	99	100	89	150	163	81	36	277
Rushing Touchdowns	2	4	0	1	1	1	2	3	0	3
Yards Passing	86	111	211	237	335	374	238	163	160	61
Pass Attempts	25	19	32	41	40	31	34	30	41	15
Pass Completions	13	11	20	26	25	19	15	11	15	8
Passes Had Intercepted	1	3	1	0	0	2	0	3	1	1
Passing Touchdowns	0	0	0	1	1	3	1	0	0	1
Kickoff Return Yards	142	44	113	87	81	96	39	71	136	24
Punt Return Yards	0	32	25	33	11	18	40	36	24	12
Punts-Average	8-35.8	3-32.7	5-43.8	8-38.2	7-41.1	4-42.5	7-40.3	7-42.3	7-34.6	3-50.3
Fumbles-Lost	4-2	2-1	0-0	0-0	2-1	0-0	2-2	2-0	0-0	1-1
Penalties-Yards	7-40	6-70	7-60	8-55	8-55	4-35	8-68	11-90	8-69	9-74
3rd Down Conversions	7-18	4-9	9-18	6-15	3-13	6-18	4-14	7-18	6-17	5-9
4th Down Conversions	1-1	1-1	0-0	1-1	1-1	1-1	1-2	1-2	1-2	0-0
Possession Time	36:17	23:43	34:04	25:56	28:01	31:59	30:50	29:10	28:43	31:17



CAROLINA FOOTBALL 2005 REVIEW

GAME-BY-GAME STATS

Carolina	Rushing Att/Yds/TD	Passing C-Att-I/Yds/TD	Total Offense Plays-Yds	First Downs Tot/Run-Pass-Pen	Fumbles No.-Lost	Sack By- Yards Lost
Georgia Tech	26/61/1	18-39-3/280/2	65-341	15/4-9-2	0-0	0-0
Wisconsin	25/57/0	16-37-1/281/0	62-338	14/1-12-1	0-0	4-25
NC State	49/144/1	12-23-1/177/2	72-321	22/12-8-2	2-1	6-50
Utah	39/85/1	16-31-2/267/2	72-378	22/9-12-1	1-0	4-23
Louisville	38/108/2	19-30-1/224/0	68-332	22/8-10-4	3-2	1-10
Virginia	46/172/0	13-24-1/98/1	70-270	16/11-4-1	2-0	2-13
Miami	44/102/2	13-25-1/86/0	69-188	15/8-4-3	4-2	1-2
Boston College	40/99/0	20-32-1/211/0	72-310	19/5-13-1	0-0	2-14
Maryland	28/89/1	25-40-0/335/1	68-424	18/5-13-0	2-1	3-21
Duke	46/163/2	15-34-0/238/1	80-401	26/14-9-3	2-2	4-35
Virginia Tech	22/36/0	15-41-1/160/0	63-196	11/5-5-1	0-0	3-22
Opponents	Rushing Att/Yds/TD	Passing C-Att-I/Yds/TD	Total Offense Plays-Yds	First Downs Tot/Run-Pass-Pen	Fumbles No.-Lost	Sack By- Yards Lost
Georgia Tech	33/122/1	25-48-0/353/2	81-475	20/4-15-1	0-0	2-27
Wisconsin	52/166/2	14-23-0/138/0	75-304	18/11-5-2	2-1	4-15
NC State	28/13/2	21-35-0/257/1	63-270	16/5-9-2	3-2	5-40
Utah	38/167/1	22-34-1/211/1	70-352	20/4-13-3	4-4	2-9
Louisville	38/144/3	18-24-0/307/4	62-451	23/10-10-3	1-0	4-31
Virginia	37/90/0	14-28-1/109/0	65-199	14/6-7-1	0-0	2-13
Miami	38/210/4	11-19-3/111/0	57-321	20/11-7-2	2-1	5-33
Boston College	30/100/1	26-44-0/237/0	71-337	20/5-14-1	0-0	1-9
Maryland	49/150/1	19-31-2/374/3	80-524	24/9-14-1	0-0	0-0
Duke	38/81/3	11-30-3/163/0	68-244	11/4-6-1	2-0	5-44
Virginia Tech	53/277/3	8-15-1/61/1	68-338	22/19-2-1	1-1	3-22

CAROLINA IN THE RED ZONE (on or inside the opponent 20-yard line)

Opponent	No.	Times Scored	TD (Run/Pass)	FG	Missed FG	Lost Fumble	Interception	Downs	End of Half/Game
Georgia Tech	3	2	2 (1/1)	0	0	0	1	0	0
Wisconsin	1	0	0 (0/0)	0	0	0	0	1	0
NC State	7	4	3 (1/2)	1	1	1	1	0	0
Utah	4	2	1 (1/0)	1	2	0	0	0	0
Louisville	2	2	2 (2/0)	0	0	0	0	0	0
Virginia	1	1	1 (0/1)	0	0	0	0	0	0
Miami	2	2	2 (2/0)	0	0	0	0	0	0
Boston College	2	2	0 (0/0)	2	0	0	0	0	0
Maryland	3	3	2 (1/1)	1	0	0	0	0	0
Duke	3	3	2 (2/0)	1	0	0	0	0	0
Virginia Tech	3	1	0 (0/0)	1	1	0	0	1	0
UNC Totals	31	22	15 (10/5)	7	4	1	2	2	0
Opponents	43	36	26 (20/6)	10	1	1	1	3	1

PUNTING

Player	No.	40-49	50-59	Long	Inside 20	Touchbacks	Blocked
Woodridge	66	31	7	56	13	7	1

KICKOFFS

Player	KOs	Touchbacks
Barth	44	11

DRIVE ANALYSIS

	UNC	Opp.
Drives Started	144	149
Times Started Inside Own 20	45	23
Cumulative Starting Yardlines	4025	4854
Avg. Starting Field Position	Own 28	Own 33
Scoring Drives	39	45
Shortest Scoring Drive	0:06 vs. MD	0:08 at UM
Longest Scoring Drive	7:41 vs. BC	6:01 at UL
Longest Scoring Drive - yards	83 at GT	89 by GT



Offensive guard Kyle Ralph earned first-team All-ACC honors in 2005.



**CAROLINA FOOTBALL
2005 REVIEW**

GAME-BY-GAME STATS

RUSHING GAME-BY-GAME (ATTEMPTS/YARDS/TOUCHDOWNS)

Name	GT	UW	NCSU	UTAH	UL	UVA	MIA	BC	MD	DUKE	VT
Arnold	9/28/0	7/18/0	9/39/0	8/28/0	11/64/0	0/0/0	4/10/0	0/0/0	0/0/0	0/0/0	0/0/0
Baker	9/9/1	6/2/0	7/-9/0	8/13/0	5/-21/0	8/4/0	9/-29/0	7/10/0	1/21/0	12/-22/17/-3/0	
Cook	1/2/0	0/0/0	0/0/0	0/0/0	0/0/0	0/0/0	0/0/0	0/0/0	0/0/0	0/0/0	0/0/0
B. Edwards	7/22/0	11/37/0	25/129/123/44/1	6/32/0	13/52/0	15/46/0	10/32/0	4/3/0	0/0/0	0/0/0	0/0/0
McGill	DNP	DNP	DNP	DNP	12/26/1	23/118/0	13/66/2	20/75/0	22/65/1	28/146/1	12/34/0
Starcevic	0/0/0	0/0/0	0/0/0	0/0/0	1/1/1	0/0/0	0/0/0	0/0/0	0/0/0	0/0/0	0/0/0
Warren	0/0/0	0/0/0	6/27/0	0/0/0	3/6/0	0/0/0	1/5/0	0/0/0	0/0/0	4/43/0	3/5/0

SEASON & CAREER, MOST RUSHING YARDS SEASON & CAREER, LONGEST RUN

Player	2005	Career	2005	Career
Arnold	64 at Louisville	64 at Louisville, 2005	15 at NCSU, at UL	15 at NCSU, at UL, 2005
Baker	21 vs. Maryland	21 vs. Maryland, 2005	21 vs. Maryland	21 vs. Maryland, 2005
Cook	2 at Georgia Tech	2 at Georgia Tech, 2005	2 at Georgia Tech	2 at Georgia Tech, 2005
B. Edwards	129 at NC State	129 at NC State, 2005	62 at NC State	62 at NC State, 2005
McGill	146 vs. Duke	244 vs. Wake Forest, 2003	37 vs. Duke	66 vs. Wake Forest, 2003
Starcevic	1 at Louisville	1 at Louisville, 2005	1 at Louisville	1 at Louisville, 2005
Warren	43 vs. Duke	43 vs. Duke, 2005	31 vs. Duke	31 vs. Duke, 2005

PASSING GAME-BY-GAME (COMPLETIONS-ATTEMPTS-INTERCEPTIONS-YARDS-TOUCHDOWNS-LONG PLAY)

Name	Baker	Bozich
Georgia Tech	18-39-3-280-2-87	DNP
Wisconsin	16-37-1-281-0-40	0-0-0-0-0-0
NC State	13-23-1-177-2-32	DNP
Utah	16-31-2-267-2-43	DNP
Louisville	19-27-1-224-0-27	0-3-0-0-0-0
Virginia	13-24-1-98-1-19	DNP
Miami	10-18-0-74-0-17	3-6-1-12-0-6
Boston College	20-32-1-211-0-29	DNP
Maryland	25-40-0-335-1-49	DNP
Duke	15-34-0-238-1-38	DNP
Virginia Tech	15-41-0-160-0-23	DNP

SEASON AND CAREER, MOST PASSING YARDS SEASON & CAREER, LONGEST PASS

Player	2005	Career	2005	Career
Baker	335 vs. Maryland	335 vs. Maryland, 2005	87 at Georgia Tech	87 at Georgia Tech, 2005
Bozich	12 at Miami	12 at Miami, 2005	6 at Miami	6 at Miami, 2005

RECEIVING GAME-BY-GAME (RECEPTIONS/YARDS/TOUCHDOWNS)

Name	GT	UW	NCSU	UTAH	UL	UVA	MIA	BC	MD	DUKE	VT
Arnold	1/-2/0	1/1/0	1/16/0	1/15/0	0/0/0	0/0/0	0/0/0	0/0/0	0/0/0	0/0/0	0/0/0
B. Edwards	0/0/0	1/17/0	0/0/0	0/0/0	1/24/0	2/4/0	2/16/0	2/31/0	2/7/0	0/0/0	0/0/0
Hamlett	3/25/0	1/10/0	1/10/1	4/61/0	4/43/0	2/4/0	0/0/0	0/0/0	3/19/0	2/17/0	1/23/0
Holley	4/52/0	5/90/0	1/16/0	2/47/1	5/56/0	4/46/0	6/48/0	8/125/0	6/115/0	2/26/0	4/49/0
Mason	2/35/0	0/0/0	3/61/0	4/82/0	3/66/0	0/0/0	1/5/0	2/3/0	3/72/1	2/32/0	2/16/0
McGill	DNP	DNP	DNP	DNP	4/21/0	1/10/0	1/2/0	3/20/0	4/28/0	0/0/0	2/18/0
Mitchell	3/99/1	2/53/0	1/13/0	1/10/0	0/0/0	0/0/0	0/0/0	1/11/0	0/0/0	2/47/1	2/28/0
Phillips	0/0/0	1/10/0	0/0/0	0/0/0	0/0/0	2/26/0	1/17/0	0/0/0	0/0/0	1/15/0	0/0/0
Pollock	4/65/1	1/9/0	5/44/1	3/29/0	DNP	1/6/0	1/1/0	1/5/0	6/74/0	4/82/0	4/26/0
Wright	1/6/0	4/91/0	0/0/0	1/23/1	2/14/0	0/0/0	0/0/0	1/3/0	1/20/0	2/19/0	DNP

SEASON AND CAREER, MOST RECEIVING YARDS SEASON & CAREER, LONGEST CATCH

Player	2005	Career	2005	Career
Arnold	15 at NCSU, vs. Utah	15 at NCSU, vs. Utah, 2005	15 at NCSU, vs. Utah	15 at NCSU, vs. Utah, 2005
B. Edwards	31 vs. Boston College	31 vs. Boston College, 2005	24 at Louisville	24 at Louisville, 2005
Hamlett	61 vs. Utah	84 vs. Miami, 2004	23 at Virginia Tech	36 at Maryland, 2003; vs. Miami, 2004
Holley	125 vs. Boston College	125 vs. Boston College, 2005	49 vs. Maryland	49 vs. Maryland, 2005
Mason	82 vs. Utah	82 vs. Utah, 2005	44 vs. Maryland	49 at Georgia Tech, 2003
McGill	28 vs. Maryland	28 vs. Maryland, 2005	12 vs. Maryland	21 vs. Virginia, 2003
D. Mitchell	99 at Georgia Tech	116 vs. Boston College, 2004	87 at Georgia Tech	87 at Georgia Tech, 2005
Phillips	26 vs. Virginia	65 vs. William and Mary, 2004	19 vs. Virginia	36 vs. William and Mary, 2004
Pollock	82 vs. Duke	134 at NC State, 2003	33 vs. Maryland	65 at Arizona State, 2002
Roberts	-	27 at Virginia, 2004	-	23 at Virginia, 2004
Wright	91 vs. Wisconsin	91 vs. Wisconsin, 2005	40 vs. Wisconsin	49 vs. Virginia Tech, 2004



DEFENSIVE LINEMEN & LINEBACKERS GAME-BY-GAME (SOLO-ASSISTS-TOTAL-TACKLES FOR LOSS)

Name	GT	UW	NCSU	UTAH	UL	UVA	MIA	BC	MD	DUKE	VT
Balmer	1-1-2-1	0-1-1-0	1-1-2-2	0-0-0-0	2-1-3-0	1-3-4-1.5	0-1-1-0	0-0-0-0	0-0-0-0	0-0-0-0	2-1-3-1
Bynum	0-0-0-0	5-2-7-1	0-2-2-1	0-2-2-0	2-1-3-0	1-3-4-1.5	1-1-2-0	1-1-2-0	0-0-0-0	0-0-0-0	0-0-0-0
Davis	0-2-2-.5	1-1-2-0	2-0-2-2	3-0-3-1	0-0-0-0	1-1-2-0	3-3-6-1	3-2-5-2	5-2-7-1.5	1-3-4-0	3-4-7-2
L. Edwards	2-4-6-1.5	1-4-5-.5	3-4-7-2	8-4-12-3	2-4-6-0	4-6-10-.5	4-0-4-0	8-2-10-1	4-7-11-0	1-2-3-0	5-11-16-0
Guy	0-0-0-0	1-2-3-1	0-3-3-0	1-2-3-2	3-0-3-0	0-1-1-.5	0-1-1-0	0-0-0-0	2-3-5-1.5	1-0-1-0	0-0-0-0
Justice	1-10-11-.5	2-2-4-0	DNP	DNP	DNP	DNP	DNP	DNP	DNP	DNP	DNP
Longhany	1-0-1-0	0-1-1-0	0-0-0-0	0-0-0-0	0-0-0-0	0-0-0-0	0-0-0-0	DNP	DNP	0-1-1-0	1-1-2-0
Mapp	0-0-0-0	1-2-3-0	0-0-0-0	0-1-1-0	0-0-0-0	2-4-6-.5	2-2-4-0	3-2-5-0	4-6-10-0	6-5-11-1	4-2-6-0
K. Mitchell	0-0-0-0	1-2-3-0	0-2-2-0	1-2-3-0	0-0-0-0	2-0-2-0	0-0-0-0	0-1-1-0	0-1-1-0	0-0-0-0	0-1-1-0
Page	1-2-3-1	1-2-3-1	0-1-1-0	0-2-2-0	0-0-0-0	0-2-2-.5	1-1-2-0	1-0-1-0	3-1-4-3	2-1-3-1	2-4-6-0
Rackley	1-0-1-1	0-2-2-0	2-0-2-2	0-1-1-0	1-0-1-0	1-1-2-0	1-1-2-0	3-0-3-0	DNP	DNP	DNP
Rice	0-1-1-0	0-0-0-0	1-0-1-0	0-1-1-0	0-0-0-0	0-0-0-0	0-1-1-0	0-0-0-0	0-0-0-0	0-0-0-0	0-0-0-0
H. Taylor	1-1-2-.5	0-2-2-0	0-0-0-0	2-0-2-1	1-0-1-0	0-1-1-0	0-2-2-0	0-1-1-0	0-1-1-0	DNP	0-0-0-0
Richardson	3-6-9-.5	3-5-8-1	7-2-9-2	5-5-10-0	4-2-6-1	7-4-11-1	3-0-3-0	6-3-9-0	5-6-11-0	3-3-6-0	0-9-9-0
Worsley	0-1-1-0	3-3-6-0	2-5-7-1	0-0-0-0	5-1-6-0	0-0-0-0	0-0-0-0	1-0-1-0	0-1-1-0	0-0-0-0	0-0-0-0

DEFENSIVE BACKS GAME-BY-GAME (TOTAL TACKLES-PASS BREAKUPS-INTERCEPTIONS)

Name	GT	UW	NCSU	UTAH	UL	UVA	MIA	BC	MD	DUKE	VT
Bethea	0-0-0	0-0-0	0-0-0	DNP	DNP	DNP	0-0-0	7-1-0	6-1-0	0-0-0	1-0-0
M. Carey	7-0-0	8-0-0	2-0-0	2-1-0	3-0-0	1-1-0	5-0-0	5-0-0	2-0-0	2-0-0	2-0-0
Goddard	0-0-0	0-0-0	2-0-0	4-0-0	4-0-0	3-1-0	9-0-2	6-1-0	11-0-0	7-1-1	7-0-0
Holt	7-1-0	5-1-0	6-1-0	5-0-1	2-1-0	7-1-1	4-1-0	7-0-0	7-3-0	6-1-0	3-0-0
Person	2-0-0	2-0-0	5-0-0	10-2-0	3-0-0	3-0-0	2-0-1	0-0-0	0-0-0	1-0-0	8-0-0
K. Taylor	8-0-0	8-0-0	1-1-0	2-0-0	7-0-0	4-0-0	5-0-0	5-0-0	11-0-1	6-1-0	4-0-1
Walker	2-0-0	0-0-0	2-0-0	1-0-0	0-0-0	1-0-0	1-0-0	DNP	1-0-0	0-0-0	1-0-0
Watkins	7-3-0	3-0-0	2-0-0	0-0-0	6-0-0	1-0-0	DNP	DNP	DNP	DNP	DNP

CAROLINA LONG PLAYS

Runs

62 yards: Barrington Edwards at NC State
 37 yards: Ronnie McGill vs. Duke
 31 yards: Justin Warren vs. Duke
 25 yards: Ronnie McGill at Miami
 21 yards: Matt Baker vs. Maryland
 20 yards: Barrington Edwards at Miami
 18 yards: Matt Baker at NC State
 17 yards: Ronnie McGill at Virginia Tech
 17 yards: Ronnie McGill vs. Virginia
 17 yards: Ronnie McGill vs. Virginia

Passes

87 yards: Matt Baker to Derrele Mitchell at Georgia Tech
 49 yards: Matt Baker to Jesse Holley vs. Maryland
 44 yards: Matt Baker to Mike Mason vs. Maryland
 43 yards: Matt Baker to Jesse Holley vs. Utah
 40 yards: Matt Baker to Mike Mason vs. Utah
 40 yards: Matt Baker to Derrele Mitchell vs. Wisconsin
 40 yards: Matt Baker to Wallace Wright vs. Wisconsin
 38 yards: Matt Baker to Derrele Mitchell vs. Duke
 32 yards: Matt Baker to Jarwarski Pollock vs. Duke
 32 yards: Matt Baker to Mike Mason at NC State

Returns

96 yards (kickoff return): Brandon Tate vs. Utah
 90 yards (kickoff return): Wallace Wright vs. Boston College
 50 yards (kickoff return): Wallace Wright at Miami
 40 yards (punt return): Brandon Tate at NC State
 37 yards (interception return): Kyndraus Guy vs. Maryland

OPPONENT LONG PLAYS

Runs

42 yards: P.J. Daniels, Georgia Tech
 39 yards: Cedric Humes, Virginia Tech
 30 yards: Tyrone Moss, Miami
 28 yards: Tyrone Moss, Miami
 26 yards: Branden Ore, Virginia Tech
 26 yards: Brian Calhoun, Wisconsin
 24 yards: Ronnie Drummer, Duke
 24 yards: Brian Johnson, Utah
 20 yards: Branden Ore, Virginia Tech
 20 yards: Lance Ball, Maryland

Passes

80 yards: Sam Hollenbach to Danny Melendez. Maryland
 73 yards: Brian Brohm to Mario Urrutia, Louisville
 67 yards: Sam Hollenbach to Jo Jo Walker, Maryland
 54 yards: Zack Asack to Andy Roland, Duke
 48 yards: Reggie Ball to Damarius Bilbo, Georgia Tech
 43 yards: Reggie Ball to Calvin Johnson, Georgia Tech
 39 yards: Brian Brohm to Montrell Jones, Louisville
 39 yards: Jay Davis to T.J. Williams, NC State
 36 yards: Sam Hollenbach to Vernon Davis, Maryland
 36 yards: Jay Davis to Toney Baker, NC State

Returns

73 yards (kickoff return): Darrell Blackman, NC State
 55 yards (interception return): Randy Phillips, Miami
 42 yards (fumble return): Deon Palmer, Louisville
 30 yards (fumble return): Earl Heyman, Louisville
 33 yards (interception return): Dennis Davis, Georgia Tech



Defensive captain Tommy Richardson tied for the team lead with 91 tackles in 2005.

North Carolina	High	Low
Points Scored	31 at NC State, vs. Utah	3 at Virginia Tech
First Downs	26 vs. Duke	11 at Virginia Tech
Rushing Attempts	49 at NC State	22 at Virginia Tech
Rushing Yards	172 vs. Virginia	36 at Virginia Tech
Passes Attempted	41 at Virginia Tech	23 at NC State
Passes Completed	25 vs. Maryland	13 at NC State, vs. Virginia, at Miami
Had Intercepted	3 at Georgia Tech	0 vs. Maryland, vs. Duke
Passing Yards	335 vs. Maryland	86 at Miami
Total Plays	80 vs. Duke	62 vs. Wisconsin
Total Yards	424 vs. Maryland	188 at Miami
Possession Time	36:17 at Miami	24:16 vs. Wisconsin
Fumbles	4 at Miami	0 on 4 occasions
Fumbles Lost	2 at Louisville, at Miami, vs. Duke	0 on 5 occasions
Turnovers	3 at Ga. Tech, at Louisville, at Miami	1 on 5 occasions
Turnover Margin	+3 vs. Utah	-3 at Georgia Tech, at Louisville
Penalties	12 vs. Wisconsin	7 vs. Boston College
Yards Penalized	115 vs. Wisconsin	55 vs. Maryland
Sacks By	6 at NC State	0 at Georgia Tech
Opponents	High	Low
Points Scored	69 by Louisville	5 by Virginia
First Downs	24 by Maryland	11 by Duke
Rushing Attempts	53 by Virginia Tech	28 by NC State
Rushing Yards	277 by Virginia Tech	13 by NC State
Passes Attempted	48 by Georgia Tech	19 by Miami
Passes Completed	26 by Boston College	11 by Miami, by Duke
Had Intercepted	3 by Miami, by Duke	0 by 5 opponents
Passing Yards	374 by Maryland	109 by Virginia
Total Plays	81 by Georgia Tech	57 by Miami
Total Yards	524 by Maryland	199 by Virginia
Possession Time	35:44 by Wisconsin	23:43 by Miami
Fumbles	4 by Utah	0 by 4 opponents
Fumbles Lost	4 by Utah	0 by 6 opponents
Turnovers	5 by Utah	0 by Georgia Tech, by Louisville, by Boston College
Penalties	12 by Utah	1 by Virginia
Yards Penalized	101 by Utah	5 by Virginia
Sacks By	5 by NC State, by Miami, by Duke	0 by Maryland

Individual Highs

Most Rushing Attempts - 28 by Ronnie McGill vs. Duke
Most Rushing Yards - 146 yards by Ronnie McGill vs. Duke
Most Rushing TDs in a game - 2 by Ronnie McGill at Miami
Longest TD Run - 10 yards by Matt Baker at Georgia Tech
Longest Run, no TD - 62 yards by Barrington Edwards at NC State
Most Pass Attempts - 41 by Matt Baker at Virginia Tech
Most Completed Passes - 25 by Matt Baker vs. Maryland
Highest Pass Pct. (min. 10 att.) - 70.4 by Matt Baker at Louisville
Most Passing Yards - 281 yards by Matt Baker vs. Wisconsin
Most Touchdown Passes - 2 by Matt Baker at Georgia Tech, at NC State, vs. Utah
Longest TD Pass - 87 yards by Matt Baker to Derrel Mitchell at Georgia Tech
Longest Pass, no TD - 49 yards by Matt Baker to Jesse Holley vs. Maryland
Most Pass Receptions - 8 by Jesse Holley vs. Boston College
Most Receiving Yards - 125 yards by Jesse Holley vs. Boston College
Most TD Receptions - 1 on 9 occasions
Most Total Offense Attempts - 48 by Matt Baker at Georgia Tech, at Virginia Tech
Most Total Offense Yards - 356 yards by Matt Baker vs. Maryland
Most Touchdowns Scored - 2 by Ronnie McGill at Miami
Most Field Goals Attempted - 4 by Connor Barth vs. Maryland
Most Field Goals Made - 3 by Connor Barth vs. Boston College, vs. Maryland
Longest Field Goal - 45 yards by Connor Barth vs. Maryland
Most Interceptions - 2 by Trimane Goddard at Miami
Longest Interception Return - 37 yards by Kyndraus Guy vs. Maryland
Longest Punt Return - 40 yards by Brandon Tate at NC State
Longest Kickoff Return - 96 yards by Brandon Tate vs. Utah
Most Punts - 8 by David Wooldridge at Georgia Tech, vs. Wisconsin
Highest Punting Average - 45.6 by David Wooldridge vs. Virginia
Longest Punt - 56 yards by David Wooldridge vs. Wisconsin
Most Tackles - 16 by Larry Edwards at Virginia Tech
Most Tackles for Loss - 3 by Larry Edwards vs. Utah, Chase Page vs. Maryland
Most Quarterback Sacks - 2 by Tommy Davis at NC State, Kyndraus Guy vs. Utah, Tommy Davis vs. Boston College, Chase Page vs. Maryland, Tommy Davis at Virginia Tech

Opponents' Long Plays
Rush - 42 yards by P.J. Daniels at Georgia Tech
Pass - 80 yards by Sam Hollenbach to Danny Melendez, Maryland
Field Goal - 44 yards by Brandon Pace at Virginia Tech
Punt Return - 19 yards by Devin Hester at Miami
Kickoff Return - 73 yards by Darrell Blackman at NC State
Interception Return - 33 yards by Dennis Davis at Georgia Tech
Punt - 55 yards by Ben Arndt at Georgia Tech



CAROLINA FOOTBALL 2005 REVIEW

STARTS BY NUMBER

OFFENSE: 11 - Baker, Bell, Chacos, Gray, Hamlett, Ralph, Seagraves. 10 - Holley. 8 - Cook. 8 - Mason. 5 - B. Edwards, McGill. 3 - Phillips, Wright. 1 - Arnold, D. Mitchell, Pollock.

DEFENSE: 11 - Davis, L. Edwards, Holt, Page, Richardson, K. Taylor. 8 - Rackley. 6 - Bynum, Watkins. 6 - Goddard, Mapp. 5 - Carey, Guy. 4 - Person. 3 - Balmer. 2 - Bethea, Justice, Worsley.

SEPT. 10 AT GEORGIA TECH

OFFENSE

WR 9 Holley
LT 65 Chacos
LG 77 Gray
C 70 Bell
RG 78 Ralph
RT 75 Seagraves
TE 86 Hamlett
WR 2 Mason
FB 40 Cook
TB 20 Arnold
QB 7 Baker

DEFENSE

DE 42 Rackley
DT 95 Page
DT 74 Guy
DE 80 Davis
SLB 32 L. Edwards
MLB 53 Justice
WLB 8 Richardson
CB 16 Watkins
CB 13 Holt
SS 6 Carey
FS 27 K. Taylor

SEPT. 17 VS. WISCONSIN

OFFENSE

WR 9 Holley
LT 65 Chacos
LG 77 Gray
C 70 Bell
RG 78 Ralph
RT 75 Seagraves
TE 86 Hamlett
WR 2 Mason
WR 5 Pollock
TB 32 B. Edwards
QB 7 Baker

DEFENSE

DE 42 Rackley
DT 95 Page
DT 75 Bynum
DE 80 Davis
SLB 32 L. Edwards
MLB 53 Justice
WLB 8 Richardson
CB 16 Watkins
CB 13 Holt
SS 6 Carey
FS 27 K. Taylor

SEPT. 24 AT NC STATE

OFFENSE

WR 9 Holley
LT 65 Chacos
LG 77 Gray
C 70 Bell
RG 78 Ralph
RT 75 Seagraves
TE 86 Hamlett
WR 2 Mason
FB 40 Cook
TB 32 B. Edwards
QB 7 Baker

DEFENSE

DE 42 Rackley
DT 95 Page
DT 74 Guy
DE 80 Davis
SLB 32 L. Edwards
MLB 54 Worsley
WLB 8 Richardson
CB 16 Watkins
CB 13 Holt
SS 6 Carey
FS 27 K. Taylor

OCT. 1 VS. UTAH

OFFENSE

WR 29 Wright
LT 65 Chacos
LG 77 Gray
C 70 Bell
RG 78 Ralph
RT 75 Seagraves
TE 86 Hamlett
FB 40 Cook
TB 32 B. Edwards
QB 7 Baker
TE 47 Phillips

DEFENSE

DE 42 Rackley
DT 95 Page
DT 75 Bynum
DE 80 Davis
SLB 32 L. Edwards
WLB 8 Richardson
CB 16 Watkins
CB 13 Holt
CB 3 Person
SS 6 Carey
FS 27 K. Taylor

OCT. 8 AT LOUISVILLE

OFFENSE

WR 2 Mason
WR 9 Holley
LT 65 Chacos
LG 77 Gray
C 70 Bell
RG 78 Ralph
RT 75 Seagraves
TE 86 Hamlett
FB 40 Cook
TB 32 B. Edwards
QB 7 Baker

DEFENSE

DE 42 Rackley
DT 95 Page
DT 75 Bynum
DE 80 Davis
SLB 32 L. Edwards
MLB 54 Worsley
WLB 8 Richardson
CB 16 Watkins
CB 13 Holt
SS 6 Carey
FS 27 K. Taylor

2005 STARTING LINEUPS

OCT. 22 VS. VIRGINIA

OFFENSE

WR 9 Holley
LT 65 Chacos
LG 77 Gray
C 70 Bell
RG 78 Ralph
RT 75 Seagraves
TE 86 Hamlett
WR 2 Mason
TB 32 B. Edwards
QB 7 Baker
TE 47 Phillips

DEFENSE

DE 42 Rackley
DT 95 Page
DT 74 Guy
DE 80 Davis
SLB 32 L. Edwards
MLB 48 Mapp
WLB 8 Richardson
CB 16 Watkins
CB 13 Holt
SS 31 Goddard
FS 27 K. Taylor

OCT. 29 AT MIAMI

OFFENSE

WR 9 Holley
LT 65 Chacos
LG 77 Gray
C 70 Bell
RG 78 Ralph
RT 75 Seagraves
TE 86 Hamlett
WR 2 Mason
FB 40 Cook
TB 25 McGill
QB 7 Baker

DEFENSE

DE 42 Rackley
DT 95 Page
DT 75 Bynum
DE 80 Davis
SLB 32 L. Edwards
MLB 48 Mapp
WLB 8 Richardson
CB 3 Person
CB 13 Holt
SS 31 Goddard
FS 27 K. Taylor

NOV. 5 VS. BOSTON COLLEGE

OFFENSE

WR 9 Holley
LT 65 Chacos
LG 77 Gray
C 70 Bell
RG 78 Ralph
RT 75 Seagraves
TE 86 Hamlett
WR 1 D. Mitchell
WR 29 Wright
TB 25 McGill
QB 7 Baker

DEFENSE

DE 42 Rackley
DT 95 Page
DT 75 Bynum
DE 80 Davis
SLB 32 L. Edwards
MLB 48 Mapp
WLB 8 Richardson
CB 35 Bethea
CB 13 Holt
SS 31 Goddard
FS 27 K. Taylor

NOV. 12 VS. MARYLAND

OFFENSE

WR 9 Holley
LT 65 Chacos
LG 77 Gray
C 70 Bell
RG 78 Ralph
RT 75 Seagraves
TE 86 Hamlett
WR 2 Mason
FB 40 Cook
TB 25 McGill
QB 7 Baker

DEFENSE

DE 90 Balmer
DT 95 Page
DT 75 Bynum
DE 80 Davis
SLB 32 L. Edwards
MLB 48 Mapp
WLB 8 Richardson
CB 35 Bethea
CB 13 Holt
SS 31 Goddard
FS 27 K. Taylor

NOV. 19 VS. DUKE

OFFENSE

WR 9 Holley
LT 65 Chacos
LG 77 Gray
C 70 Bell
RG 78 Ralph
RT 75 Seagraves
TE 86 Hamlett
WR 2 Mason
FB 40 Cook
TB 25 McGill
QB 7 Baker

DEFENSE

DE 90 Balmer
DT 95 Page
DT 74 Guy
DE 80 Davis
SLB 32 L. Edwards
MLB 48 Mapp
WLB 8 Richardson
CB 3 Person
CB 13 Holt
SS 31 Goddard
FS 27 K. Taylor

NOV. 26 AT VIRGINIA TECH

OFFENSE

WR 9 Holley
LT 65 Chacos
LG 77 Gray
C 70 Bell
RG 78 Ralph
RT 75 Seagraves
TE 86 Hamlett
FB 40 Cook
TB 25 McGill
QB 7 Baker
TE 47 Phillips

DEFENSE

DE 90 Balmer
DT 95 Page
DT 74 Guy
DE 80 Davis
SLB 32 L. Edwards
MLB 48 Mapp
WLB 8 Richardson
CB 3 Person
CB 13 Holt
SS 31 Goddard
FS 27 K. Taylor



CAROLINA FOOTBALL 2005 REVIEW



GAME 1: SEPTEMBER 10 GEORGIA TECH 27, CAROLINA 21 BOBBY DODD STADIUM ATLANTA, GA.

ATLANTA (AP) - Reggie Ball threw for two touchdowns and a career-high 320 yards, including eight passes for 131 yards to Damarius Bilbo, as No. 17 Georgia Tech held off North Carolina 27-21 on September 10.

After North Carolina pulled to within six points late in the fourth quarter, the Tar Heels stopped Tech on three plays and took possession at its 41 with 2:51 left to play. Tech's Dennis Davis intercepted a long pass from Matt Baker near the goal line to end the threat.

The Tar Heels (0-1, 0-1 ACC) got the ball again at their 19 with 44 seconds left, but Baker's third interception of the game ended the comeback hopes.

Ball also ran for 20 yards with a 9-yard touchdown in the fourth quarter of the Atlantic Coast opener for both teams.

In his first start, North Carolina's Baker completed 18 of 39 passes for 280 yards and two touchdowns and also ran for a score.

For Tech (2-0, 1-0), Calvin Johnson added six catches for 114 yards and P.J. Daniels rushed for 103 yards as Georgia Tech finished with 475 total yards.

Lewis intercepted Baker in the end zone with 6:47 left to play, but Lewis was beaten on a 17-yard scoring pass from Baker to Jawarski Pollock, pulling the Tar Heels to within six points at 27-21 with 4:16 left.

Ball's previous high was 288 yards passing against Connecticut in 2004. The junior had to protect his starting job in spring practice after throwing 18 interceptions last season, but - thanks in part to the league's new instant replay rule - he did not have a turnover against the Tar Heels.

On his first pass attempt, Ball threw low for Johnson and officials ruled North Carolina cornerback Cedrick Holt intercepted the ball. The ruling was overturned following the video review.

Able to retain possession, Tech took a 7-0 lead on Ball's 5-yard pass to Daniels following Daniels' 36-yard run.

Tech pushed its lead to 14-0 in the second quarter on Ball's 48-yard touchdown pass to Bilbo, who lost his helmet while falling backward in the end zone.

Baker scored North Carolina's first touchdown on a 10-yard run in the second quarter.

North Carolina pulled even on an 87-yard scoring pass from Baker to Derrele Mitchell. Tech's Davis and KaMichael Hall missed tackle attempts as Mitchell ran down the Tech sideline.

Tech answered with 25- and 22-yard field goals by Travis Bell in the third quarter before Ball scored on a 9-yard run early in the fourth quarter.

Freshman Cooter Arnold started at tailback for North Carolina and shared time with LSU transfer Barrington Edwards. The two combined for only 50 yards rushing.

Carolina	0	14	0	7	-	21
Georgia Tech	7	7	6	7	-	27
GT - Daniels 5 pass from Ball (Bell kick) (4:43, First)						
GT - Bilbo 48 pass from Ball (Bell kick) (9:43, Second)						
UNC - Baker 10 run (Barth kick) (5:40, Second)						
UNC - Mitchell 87 pass (Barth kick) (1:39, Second)						
GT - Bell 25 field goal (10:50, Third)						
GT - Bell 22 field goal (1:29, Third)						
GT - Ball 9 run (Bell kick)						
UNC - Pollock 17 pass from Baker (Barth kick) (4:16, Fourth)						
	UNC		GT			
First Downs	15		20			
Rushes-Yards	26-61		33-122			
Passing Yards	280		353			
Comp-Att-Int	18-39-3		25-48-0			
Plays-Total Yards	65-341		81-475			
Punts (Avg)	8-43.2		7-47.4			
Fumbles-Lost	0-0		0-0			
Penalties-Yards	8-67		9-75			
Time of Possession	27:00		33:00			
Individual Rushing Leaders						
Carolina - Arnold 9-28, Edwards 7-22, Baker 9-9						
Georgia Tech - Daniels 21-103, Ball 7-20, Choice 2-7						
Individual Passing Leaders (Comp-Att-Yds-TD-Int)						
Carolina - Baker 18-39-280-1-3						
Georgia Tech - Ball 24-47-320-2-0						
Individual Receiving Leaders						
Carolina - Pollock 4-65, Holley 4-52, Mitchell 3-99						
Georgia Tech - Bilbo 8-131, Johnson 6-114, Woods 3-29						

2005 GAME RECAPS



GAME 2: SEPTEMBER 17 WISCONSIN 14, CAROLINA 5 KENAN STADIUM CHAPEL HILL, N.C.

CHAPEL HILL, N.C. (AP) - Brian Calhoun did it again for Wisconsin, rushing for 171 yards and two touchdowns in a gritty 14-5 victory over penalty-prone North Carolina on September 17.

The Badgers hardly put up the gaudy numbers they have become accustomed to this season, but it was enough to make them 3-0 for the third time in four seasons. Calhoun carried the ball 38 times and continued his impressive start, giving him 471 yards so far in his first season after transferring from Colorado.

Few of his runs were pretty, yet they were effective enough to hand the Tar Heels (0-2) another close loss. Calhoun's best efforts came on consecutive plays midway through the fourth quarter, a 26-yard run to move the Badgers down to the North Carolina 32, and a 14-yarder to get it even closer.

Three plays later, he scampered in from the 4 for his final TD to make it 14-3 and put the game out of reach. The Tar Heels tried to rally, driving to 4-yard line in the final 2 minutes before Matt Baker's pass on fourth down fell incomplete.

Wisconsin punter Ken DeBauche then stepped out of the end zone on the final play to account for the final score.

Baker finished 16-for-37 for 281 yards and an interception, but North Carolina totaled only 57 yards on the ground a week after gaining 61 in a 27-21 loss Georgia Tech. Barrington Edwards led the way in this one with 37 yards.

Penalties were perhaps a bigger problem. The Tar Heels finished with 12 infractions for 115 yards, including two when Wisconsin punted on its first possession. A block in the back and an unsportsmanlike conduct penalty on the sidelines - presumably on coach John Bunting - pinned North Carolina on its own 5, helping give the Badgers the edge in field position.

Later, when Connor Barth kicked a 52-yard field goal that would have cut the deficit to 7-3 early in the second quarter, a delay of game penalty nullified the kick and forced a punt. And a flag for offensive pass interference late in the first half took away a 24-yard gain and stopped a drive.

The Badgers came in averaging 61.5 points and nearly 500 yards of total offense, but nothing came that easy against the surprisingly stingy Tar Heels. The 14 points they allowed were the fewest since 1998, and they outgained the Badgers 338-304.

Wisconsin	7	0	0	7	-	14
Carolina	0	3	0	2	-	5
WIS - Calhoun 8 run (Mehlhoff kick) (0:57, First)						
UNC - Barth 43 field goal (6:33, Second)						
WIS - Calhoun 4 run (Mehlhoff kick) (7:12, Fourth)						
UNC - Safety (0:00, Fourth)						
	WIS		UNC			
First Downs	18		14			
Rushes-Yards	56-166		25-57			
Passing Yards	138		281			
Comp-Att-Int	14-23-0		16-37-1			
Plays-Total Yards	75-304		62-338			
Punts (Avg)	7-46.7		8-43.2			
Fumbles-Lost	2-1		0-0			
Penalties-Yards	8-74		12-115			
Time of Possession	35:44		24:16			
Individual Rushing Leaders						
Wisconsin - Calhoun 38-171, Stanley 3-13, Bernstein 1-4						
Carolina - Edwards 11-37, Arnold 7-18, Baker 6-2						
Individual Passing Leaders (Comp-Att-Yds-TD-Int)						
Wisconsin - Stocco - 14-23-138-0-0						
Carolina - Baker - 16-37-281-0-1						
Individual Receiving Leaders						
Wisconsin - Williams 5-62, Orr 4-33, Calhoun 4-26						
Carolina - Holley 5-90, Wright 4-91, Mitchell 2-53						



CAROLINA FOOTBALL 2005 REVIEW



GAME 3: SEPTEMBER 24 CAROLINA 31, NC STATE 24 CARTER-FINLEY STADIUM RALEIGH, N.C.

CHAPEL HILL, N.C. (AP) - Barrington Edwards ran for a career-high 129 yards and a touchdown. Matt Baker recovered from a miserable first half to throw for the go-ahead score and North Carolina held off North Carolina State 31-24 on September 24.

The Tar Heels (1-2, 1-1 Atlantic Coast Conference) beat their rival from just down the road for the 10th time in the past 13 meetings by finally finding a running game. In two opening losses, they had only 118 yards on the ground, then totaled 144 against one of the best defenses in the country.

Freshman Toney Baker ran for two touchdowns and Jay Davis added another through the air for N.C. State, but it wasn't enough. The Tar Heels took advantage of two fumbles in the first half, both of which gave them possession inside the Wolfpack's 10-yard line.

Those came during an awful opening 30 minutes for both teams. North Carolina also made two turnovers, even if Baker's interception indirectly helped lead to its first points.

N.C. State went backward on three plays and lined up to punt, but William Lee's snap sailed high and delayed John Deraney's kick. Wallace Wright broke through to block it, Quinton Person snatched the loose ball and sprinted 11 yards for a touchdown.

Later, with the Wolfpack driving at the end of the second quarter, they used all their timeouts and allowed the clock to run out after a completion from Davis to Anthony Hill moved the ball to North Carolina's 7. The second half started much better. Darrell Blackman took the opening kickoff 73 yards and Baker ran the final 2 to give N.C. State a 17-14 lead. A three-and-out by the Tar Heels led to great field position for the Wolfpack, and Davis quickly made it work, throwing a 39-yard TD to tight end T.J. Williams, who was celebrating his 23rd birthday.

North Carolina came back. Baker started clicking with short passes to combat a brutal pass rush by N.C. State, and he led an 80-yard drive that culminated in Edwards' 2-yard touchdown run. On the Tar Heels' next possession, Baker ran his streak of completions to seven and found Hamlett for what turned out to be the winning score.

Connor Barth, who missed two field goals earlier, connected from 24 yards to make it a seven-point lead, and the Wolfpack never really threatened after that.

Carolina	7	7	14	3	-	31
NC State	10	0	14	0	-	24

UNC - Person 11 blocked punt return (Barth kick) (11:22, First)
 NCSU - Deraney 22 field goal (7:07, First)
 NCSU - Baker 14 run (Deraney kick) (4:46, First)
 UNC - Pollock 3 pass from Baker (Barth kick) (13:22, Second)
 NCSU - Baker 2 run (Deraney kick) (12:52, Third)
 NCSU - Williams 39 pass from Davis (Deraney kick) (10:39, Third)
 UNC - Edwards 2 run (Barth kick) (7:02, Third)
 UNC - Hamlett 10 pass from Baker (Barth kick) (2:45, Third)
 UNC - Barth 24 field goal (5:53, Fourth)

	UNC	NCSU
First Downs	22	16
Rushes-Yards	49-144	28-13
Passing Yards	177	257
Comp-Att-Int	13-23-1	21-35-0
Plays-Total Yards	72-321	63-270
Punts (Avg)	5-40.8	8-36.2
Fumbles-Lost	2-1	3-2
Penalties-Yards	9-70	10-78
Time of Possession	34:22	25:38

Individual Rushing Leaders

Carolina - Edwards 25-129, Arnold 9-39, Warren 6-27
NC State - Baker 15-58, Blackman 4-28

Individual Passing Leaders (Comp-Att-Yds-TD-Int)

Carolina - Baker 13-23-177-2-1
NC State - Davis 21-35-257-1-0

Individual Receiving Leaders

Carolina - Pollock 5-44, Mason 3-61, Phillips 1-18
NC State - Williams 6-77, Hicks 4-62, Baker 4-47

2005 GAME RECAPS



GAME 4: OCTOBER 1 CAROLINA 31, UTAH 17 KENAN STADIUM CHAPEL HILL, N.C.

CHAPEL HILL, N.C. (AP) - Matt Baker threw two touchdown passes and Tommy Richardson made two key fumble recoveries in the fourth quarter Saturday in North Carolina's 31-17 victory over Utah.

The game turned on a penalty late in the third quarter. On a second-and-12 at his own 32, Baker's pass for Jaworski Pollack was intercepted by Eric Weddle, who returned it for a touchdown. But Utah was called for roughing the passer, and the momentum reversed in favor of North Carolina (2-2).

Four plays later, Baker hit Mike Mason on a 40-yard pass play to the Utah 1. Barrington Edwards scored on the next play to extend North Carolina's lead to 24-14 with 14:02 to go.

Utah (3-2) got Dan Beardall's 35-yard field goal a few minutes later and was marching toward a game-tying score when quarterback Brian Johnson scrambled on a third-and-14 from the North Carolina 31. Larry Edwards stripped the ball and Richardson recovered for the Tar Heels.

Utah's next possession lasted just one play when Quintin Ganther fumbled at the end of a run and Richardson pounced on the ball at the North Carolina 49 with 6:44 to go. It was the fourth of Utah's five turnovers.

The Utes fumbled on three of their last five possessions, and Johnson, who also threw an interception, lost two of them.

Baker sealed the game when he hit Jesse Holley over the middle, and Holley snaked his way through the Utah secondary to complete a 43-yard scoring play with 5:11 to go.

Brandon Tate took the opening kickoff 96 yards for North Carolina's first score at 14:47. It was the first time the Tar Heels had scored on an opening kickoff since Michael Waddell did it against Wisconsin in 2003, and the first time Utah has given up a kickoff return for a touchdown since UNLV returned one for a score in 1999.

Utah	0	7	7	3	-	17
Carolina	7	3	7	14	-	31

UNC - Tate 96 kickoff return (Barth kick) (14:47, First)
 UU - Johnson 2 run (Beardall kick) (12:14, Second)
 UNC - Barth 32 field goal (4:21, Second)
 UU - LaTendresse 15 pass from Johnson (Beardall kick) (10:25, Third)
 UNC - Wright 23 pass from Baker (Barth kick) (3:54, Third)
 UNC - Edwards 1 run (Barth kick) (14:02, Fourth)
 UU - Beardall 35 field goal (10:41, Fourth)
 UNC - Holley 43 pass from Baker (Barth kick) (5:11, Fourth)

	UU	UNC
First Downs	22	20
Rushes-Yards	38-167	39-85
Passing Yards	211	267
Comp-Att-Int	22-34-1	16-31-2
Plays-Total Yards	72-378	70-352
Punts (Avg)	5-38.4	5-39.8
Fumbles-Lost	4-4	1-0
Penalties-Yards	12-101	6-65
Time of Possession	30:25	29:35

Individual Rushing Leaders

Utah - Johnson 22-98, Ganther 11-55, Casteel 2-8
Carolina - Edwards 23-44, Arnold 8-28, Baker 8-13

Individual Passing Leaders (Comp-Att-Yds-TD-Int)

Utah - Johnson 22-34-211-1-1
Carolina - Baker 16-31-267-2-2

Individual Receiving Leaders

Utah - Madsen 8-97, Casteel 5-55, LaTendresse 3-32
Carolina - Mason 4-82, Hamlett 4-61, Pollock 3-29



CAROLINA FOOTBALL 2005 REVIEW



GAME 5: OCTOBER 8 LOUISVILLE 69, CAROLINA 14 PAPA JOHN'S CARDINAL STADIUM LOUISVILLE, KY.

LOUISVILLE, Ky. (AP) - Brian Brohm threw for 304 yards and four touchdowns, leading No. 23 Louisville to a 69-14 victory over North Carolina on October 8.

It was the most points allowed by North Carolina, surpassing a 66-0 loss to Virginia in 1912. Louisville's nine touchdowns was also a record for North Carolina, which has fielded teams since 1888.

Louisville defensive end Elvis Dumervil had three sacks, two forced fumbles and his first career interception, and Michael Bush added three touchdowns for the Cardinals (4-1), who scored on their first eight possessions and topped 60 points for the fourth straight home game.

On the opening drive, Bush capped a nine-play march with a 3-yard TD run. Louisville scored on the game's opening possession for the 13th time in 26 games under coach Bobby Petrino.

The Tar Heels (2-3) immediately answered, going 79 yards in 6:18, their longest touchdown drive of the season in possession time. Running back Ronnie McGill, seeing his first action since tearing a chest muscle this summer, scored on a 2-yard run to tie the score.

The Tar Heels' offense sputtered after that, gaining only 72 yards the rest of the half.

Bush had 28 rushing yards on Louisville's next drive, then caught a short pass from Brohm and weaved for a 13-yard touchdown.

On North Carolina's next possession, Matt Baker threw a short pass to a surprised Dumervil, who barreled to the Tar Heels' 8. Bush overthrew Brohm at the goal line on a trick play before Art Carmody booted a 20-yard field goal.

Two pass interference penalties kept alive Louisville's next drive and Bush scored again with 9:55 left in the half.

The Tar Heels marched to the Cardinals' 26, but the drive stalled after an illegal motion penalty and two incompletions by Baker. Connor Barth then hooked a 44-yard field-goal try, typifying the Tar Heels' day.

On Louisville's next play, Brohm double-pumped and hit Mario Urrutia in stride for a 73-yard touchdown. Brohm added a 39-yard TD pass to Montrell Jones in the final minute of the second quarter and finished the half 13 of 15 for 255 yards.

Carolina	7	0	7	0	-	14
Louisville	14	24	10	21	-	69

UL - Bush 3 run (Carmody kick) (12:25, First)
 UNC - McGill 2 run (Barth kick) (6:07, First)
 UL - Bush 13 pass from Brohm (Carmody kick) (2:07, First)
 UL - Carmody 20 field goal (14:50, Second)
 UL - Bush 1 run (Carmody kick) (9:55, Second)
 UL - Urrutia 73 pass from Brohm (Carmody kick) (6:05, Second)
 UL - Jones 39 pass from Brohm (Carmody kick) (0:18, Second)
 UL - Carmody 42 field goal (11:51, Third)
 UL - Kuhn 2 pass from Brohm (Carmody kick) (5:11, Third)
 UNC - Starcevic 1 run (Barth kick) (0:17, Third)
 UL - Heyman 30 fumble recovery (Carmody kick) (13:50, Fourth)
 UL - Stripling 1 run (Carmody kick) (6:10, Fourth)
 UL - Palmer 42 fumble recovery (Carmody kick) (3:47, Fourth)

	UNC	UL
First Downs	22	23
Rushes-Yards	38-108	38-144
Passing Yards	244	307
Comp-Att-Int	19-30-1	18-24-0
Plays-Total Yards	68-332	62-451
Punts (Avg)	3-32.0	1-45.0
Fumbles-Lost	4-3	0-0
Penalties-Yards	8-70	7-60
Time of Possession	32:38	27:22

Individual Rushing Leaders
Carolina - Arnold 11-64, Edwards 6-32, McGill 12-26
Louisville - Stripling 13-74, Bush 20-57, Smith 4-23

Individual Passing Leaders (Comp-Att-Yds-TD-Int)
Carolina - Baker 19-27-224-0-1
Louisville - Brohm 17-22-304-4-0

Individual Receiving Leaders
Carolina - Holley 5-56, Hamlett 4-43, McGill 4-21
Louisville - Jones 5-86, Tinch 4-50, Douglas 3-45

2005 GAME RECAPS



GAME 6: OCTOBER 22 CAROLINA 7, VIRGINIA 5 KENAN STADIUM CHAPEL HILL, N.C.

CHAPEL HILL, N.C. (AP) - Ronnie McGill ran for 118 yards while Cedrick Holt had a key interception late to cap a stellar defensive effort and help North Carolina hold off No. 23 Virginia 7-5 on October 22.

Matt Baker connected with Rikki Cook for the game's only touchdown in the first quarter, which ultimately proved to be all the Tar Heels (3-3, 2-1 Atlantic Coast Conference) would need to bounce back from a humiliating loss at Louisville two weeks ago.

After allowing 69 points in that loss, the Tar Heels held Virginia (4-3, 2-3) to just 199 total yards and allowed the Cavaliers' offense just one field goal - a surprising result for a team that upset unbeaten Florida State last week.

It was the fewest points scored by the Tar Heels in a win since beating Wake Forest 7-3 in 1971.

North Carolina bottled up mobile quarterback Marques Hagans, who threw for a career-best 306 yards and two TDs in the 26-21 win over the Seminoles, sacking him twice and keeping him in the pocket. Hagans threw for 109 yards and ran for 26 before throwing the late interception to Holt.

The Tar Heels routinely controlled the line of scrimmage on offense, opening plenty of running lanes for McGill and Barrington Edwards. The duo led the Tar Heels' season-high 172-yard effort on the ground despite getting little help from Baker and the passing game.

Baker hit Cook for a 2-yard score in the first quarter, but that was as good as it would get through the air. But considering the way that much-maligned defense was playing, it wouldn't matter.

After the Louisville debacle, North Carolina coach John Bunting gave his players a light week of work and a weekend off in hopes that they would have time to refresh and recharge. They responded by holding Virginia to three-and-out on its first four possessions en route to allowing the fewest points by an opponent in four years.

In fact, Virginia stayed in the game thanks largely to several North Carolina miscues. The Cavaliers got their first score only when Warren Green snapped the ball over punter David Wooldridge's head and out of the end zone for a second-quarter safety.

Later, on a third-quarter drive, Mike Mason dropped a perfect pass from Baker as he fell into the end zone.

Virginia hardly seemed in the mood to take advantage, but hung around and drove into North Carolina territory for a potential winning field goal with less than 2 minutes left.

But the Tar Heels' defense got the stop it needed, flushing Hagans from the pocket and forcing him to throw while on the run. The ball was tipped by Trimane Goddard - one of several key plays the sophomore safety was involved in - and Holt came down with it with 1:23 to play, ending Virginia's last best chance.

Virginia	0	2	0	3	-	5
Carolina	7	0	0	0	-	7

UNC - Cook 2 pass from Baker (Barth kick) (0:20, First)
 UVA - Safety (6:00, Second)
 UVA - Hughes 37 field goal (14:12, Fourth)

	UVA	UNC
First Downs	14	16
Rushes-Yards	37-90	46-172
Passing Yards	109	98
Comp-Att-Int	14-28-1	13-24-1
Plays-Total Yards	65-199	70-270
Punts (Avg)	8-39.1	5-45.6
Fumbles-Lost	0-0	2-0
Penalties-Yards	1-5	7-57
Time of Possession	27:30	32:30

Individual Rushing Leaders
Virginia - Lundy 18-60, Hagans 8-26, Peerman 11-4
Carolina - McGill 23-118, Edwards 13-52, Baker 8-4

Individual Passing Leaders (Comp-Att-Yds-TD-Int)
Virginia - Hagans 14-28-109-0-1
Carolina - Baker 13-23-98-1-1

Individual Receiving Leaders
Virginia - Williams 5-42, Stupar 4-41, Mines 2-13
Carolina - Holley 4-46, Phillips 2-26, Hamlett 2-4



CAROLINA FOOTBALL 2005 REVIEW



GAME 7: OCTOBER 29 MIAMI 34, CAROLINA 16 ORANGE BOWL MIAMI, FLA.

MIAMI (AP) - Tyrone Moss rushed for career highs of 195 yards and four touchdowns, three scores after halftime as No. 6 Miami pulled away to beat North Carolina 34-16 on October 29.

The Hurricanes trailed 16-7 at intermission, then scored three touchdowns in an eight-minute span of the third quarter to take control, setting up a showdown with unbeaten Virginia Tech next Saturday for control of the Atlantic Coast Conference's Coastal Division.

Moss scored on a 1-yard run in the first quarter, then added second-half scoring runs of 1, 4 and 15 yards to ensure Miami (6-1, 3-1) wouldn't be upset by North Carolina for the second straight year. Quadrine Hill recovered a punt he blocked in the end zone for the go-ahead score for Miami, which won its sixth straight.

Miami's defense, which entered ranked No. 1 nationally but yielded 170 first-half yards, kept the Tar Heels to 18 total yards on 30 plays after halftime - 14 of those yards coming in the final minute.

Ronnie McGill rushed for 66 yards - he had 67 at halftime - and both touchdowns for North Carolina (3-4, 2-2). Trimane Goddard had two interceptions for North Carolina, which held Wright to 111 yards on 11-of-16 passing.

Carolina missed a great chance to go up 23-7 late in the half, but a certain touchdown pass from Matt Baker skipped off Jarwarski Pollock's outstretched hands; Pollock was wide-open in the center of the field.

North Carolina ran for 117 yards by halftime, with McGill opening the scoring on a 1-yard run. Moss' 1-yard run tied the score at 7, but Carolina reclaimed the lead on a bizarre play.

Facing a third-and-5 from the Miami 35, Hurricanes center Anthony Wollschlager snapped the ball over Wright's head. It squirmed back inside the 5 and was intentionally kicked out of the end zone by Miami left tackle Eric Winston - potentially saving a touchdown, but giving the Tar Heels a safety and a 9-7 lead.

The Heels eventually got their touchdown anyhow. On the ensuing drive, McGill scored from 7 yards, ending an easy eight-play, 50-yard drive to give his team a 16-7 advantage.

But from there, it was all Miami, which played its first home game since Hurricane Wilma struck, and storm reminders were everywhere at the Orange Bowl.

Carolina	7	9	0	0	-	16
Miami	7	0	20	7	-	34

UNC - McGill 1 run (Barth kick) (10:00, First)
 UM - Moss 1 run (Peattie kick) (1:52, First)
 UNC - Safety (12:49, Second)
 UNC - McGill 7 run (Barth kick) (8:47, Second)
 UM - Moss 1 run (Peattie kick) (9:27, Third)
 UM - Hill 0 blocked punt return (Wright pass failed) (2:19, Third)
 UM - Moss 4 run (Peattie kick) (1:08, Third)
 UM - Moss 15 run (Peattie kick) (11:29, Fourth)

	UNC	UM
First Downs	15	20
Rushes-Yards	44-102	38-210
Passing Yards	86	111
Comp-Att-Int	13-25-1	11-19-3
Plays-Total Yards	69-188	57-321
Punts (Avg)	8-35.8	3-32.7
Fumbles-Lost	4-2	2-1
Penalties-Yards	7-40	6-70
Time of Possession	36:17	23:43

Individual Rushing Leaders
Carolina - McGill 13-66, Edwards 15-46, Arnold 4-10
Miami - Moss 24-195, Wright 4-18, Hester 2-12

Individual Passing Leaders (Comp-Att-Yds-TD-Int)
Carolina - Baker 10-18-74-0-0, Bozich 3-6-12-0-1
Miami - Wright 11-16-111-0-3

Individual Receiving Leaders
Carolina - Holley 6-48, Edwards 2-16, Phillips 1-17
Miami - Jenkins 3-38, Olsen 3-36, Moss 2-20

2005 GAME RECAPS



GAME 8: NOVEMBER 5 CAROLINA 16, BOSTON COLLEGE 14 KENAN STADIUM CHAPEL HILL, N.C.

CHAPEL HILL, N.C. (AP) - Connor Barth broke out of a season-long slump with three field goals, Wallace Wright ran back the opening kickoff 90 yards for a touchdown and North Carolina held off No. 19 Boston College 16-14 on November 5.

Jesse Holley set career highs with eight catches for 125 yards for the Tar Heels (4-4, 3-2 Atlantic Coast Conference), who got their second consecutive upset at home. Two weeks ago, they beat then-No. 23 Virginia 7-5, and their defense was every bit as stingy in this one.

After the Eagles (6-3, 3-3) drove 63 yards on their opening drive to tie it 7-7, they gained only 274 the rest of the way. Coach Tom O'Brien went to backup Matt Ryan in the fourth quarter, and he made the final margin much closer with a 10-yard touchdown pass to Larry Lester in the final minute.

But North Carolina tight end Justin Phillips recovered the ensuing onside kick to hand BC its second loss in a row. The first came about 10 days ago at Virginia Tech and dropped the Eagles out of contention for the Atlantic Division title, and this one means they are left fighting for bowl positioning down the stretch in the crowded ACC.

Quinton Porter was 16-for-26 for 144 yards before giving way to Ryan, and leading rusher L.V. Whitworth was held to 58 yards.

Wright set the tone early, even though his return hardly was a thing of beauty. He bobbled a low kick by Ryan Ohliger a couple of times before gaining control, and appeared hemmed in deep in his own territory. But Wright broke a tackle, then picked up a nice block from Brandon Tate to reach open space along the sideline.

It was the second time this season North Carolina scored on the opening kickoff, with Tate going 100 yards for a TD against Utah.

Barth did his part, too. The sophomore came in 3-for-11 in 2005 - with misses on his previous three kicks - but was perfect against the Eagles. His 20-yarder late in the first quarter gave the Tar Heels the lead for good, and he added one from 44 yards in the third quarter to stretch the margin to 13 points.

That proved to be more than enough to hold off BC, particularly with a plodding-yet-consistent offense providing just enough for an edge in field position. Matt Baker was 20-for-32 for 211 yards and one interception, while Ronnie McGill gained a bruising 75 yards on 20 carries.

And Holley continued his impressive season. Early in the fourth quarter, the Tar Heels took over on their own 9 when Holley was at his best. He reached behind him to rip a pass out of the hands of linebacker Tyrone Pruitt that went for 17 yards on third-and-10, then later put North Carolina in field goal range with a dazzling, leaping catch over DeJuan Tribble.

Boston College	7	0	0	7	-	14
Carolina	10	3	3	0	-	16

UNC - Wright 90 kickoff return (Barth kick) (14:43, First)
 BC - Callender 3 run (Troost kick) (9:24, First)
 UNC - Barth 20 field goal (0:23, First)
 UNC - Barth 22 field goal (4:05, Second)
 UNC - Barth 44 field goal (4:14, Third)
 BC - Lester 10 pass from Ryan (Troost kick) (0:44, Fourth)

	BC	UNC
First Downs	20	19
Rushes-Yards	30-100	40-99
Passing Yards	237	211
Comp-Att-Int	26-41-0	20-32-1
Plays-Total Yards	71-337	72-310
Punts (Avg)	8-38.2	5-43.8
Fumbles-Lost	0-0	0-0
Penalties-Yards	8-55	7-60
Time of Possession	25:56	34:04

Individual Rushing Leaders
Boston College - Whitworth 14-58, Callender 11-45, Toal 1-3
Carolina - McGill 20-75, Edwards 10-32, Baker 7-1

Individual Passing Leaders (Comp-Att-Yds-TD-Int)
Boston College - Porter 16-26-144-0-0, Ryan 10-14-93-1-0
Carolina - Baker 20-32-211-0-1

Individual Receiving Leaders
Boston College - Blackmon 8-78, Lester 7-54, Miller 3-18
Carolina - Holley 8-125, McGill 3-20, Edwards 2-31



CAROLINA FOOTBALL 2005 REVIEW



GAME 9: NOVEMBER 12 MARYLAND 33, CAROLINA 30 (OT) KENAN STADIUM CHAPEL HILL, N.C.

CHAPEL HILL, N.C. (AP) - Dan Ennis, who had missed two field goals and an extra point in regulation, kicked a 28-yard field goal in overtime to give Maryland a 33-30 victory North Carolina on November 12.

The Terrapins (5-4, 3-3 Atlantic Coast Conference) bolstered their bowl hopes by rallying from a 10-point deficit with 9 minutes to play. Lance Ball ran for 161 yards and a touchdown, while Vernon Davis had seven catches for 139 yards and a score.

Connor Barth - who kicked the tying field goal with 9 seconds left in regulation - missed a 38-yarder in second part of the overtime for the Tar Heels (4-5, 3-3), who took a disappointing home loss in a game that appeared well in hand.

Matt Baker threw for 335 yards, while Jesse Holley had six catches for 115 yards for the Tar Heels.

Both teams came into Kenan Stadium needing the win for their postseason push. But Maryland leaves needing to beat either Boston College at home next week or win at North Carolina State in the season finale to earn its sixth win.

The Tar Heels must win their final two games to reach a bowl for the second straight season. North Carolina hosts lowly Duke next week, but closes the year at No. 8 Virginia Tech.

Sam Hollenbach threw two long touchdown passes - the second 80 yards to Danny Melendez - to help Maryland rally and take a 30-27 lead. The Tar Heels responded, moving 76 yards in the 2-minute drill to set up Barth's 24-yard field goal.

But after Ennis' kick to start the overtime, the Tar Heels had a chance to win the game when Holley headed alone for the end zone. But Baker's throw was late, and Gerrick McPhearson got there just in time to tip the ball away.

Barth - who kicked the game-winner on the final play of last year's upset of unbeaten Miami - then trotted on the field looking for his fourth field goal. But a high snap appeared to take him out of rhythm, and the kick went wide right as the Terrapins spilled on the field in celebration.

The Tar Heels led 20-17 when Baker connected with a diving Mike Mason for a 19-yard touchdown late in the third quarter, and Kareen Taylor returned an interception 25 yards for a touchdown and a 27-17 lead with 9:07 left.

Maryland	7	3	7	13	3	-	33
Carolina	3	10	7	10	0	-	30

UNC - Barth 45 field goal (12:35, First)
 UMD - Ball 1 run (Ennis kick) (6:51, First)
 UNC - McGill 6 run (Barth kick) (4:22, Second)
 UMD - Ennis 37 field goal (1:11, Second)
 UNC - Barth 41 field goal (0:00, Second)
 UMD - Davis 24 pass from Hollenbach (Ennis kick) (8:57, Third)
 UNC - Mason 19 pass from Baker (Barth kick) (2:52, Third)
 UNC - Taylor 25 interception return (Barth kick) (9:07, Fourth)
 UMD - Walker 67 pass from Hollenbach (Ennis kick) (7:26, Fourth)
 UMD - Melendez 80 pass from Hollenbach (Ennis kick failed) (3:52, Fourth)
 UNC - Barth 24 field goal (0:09, Fourth)
 UMD - Ennis 28 field goal (Overtime)

	UMD	UNC
First Downs	24	18
Rushes-Yards	49-150	28-89
Passing Yards	374	335
Comp-Att-Int	19-31-2	25-40-0
Plays-Total Yards	80-524	68-424
Punts (Avg)	4-42.5	7-41.1
Fumbles-Lost	0-0	2-1
Penalties-Yards	4-35	8-55
Time of Possession	31:59	28:01

Individual Rushing Leaders

Maryland - Ball 39-161, Walker 2-4
Carolina - McGill 22-65, Baker 1-21, Edwards 4-3

Individual Passing Leaders (Comp-Att-Yds-TD-Int)

Maryland - Hollenbach 19-31-374-3-2
Carolina - Baker 25-40-335-1-0

Individual Receiving Leaders

Maryland - Davis 7-139, Fenner 6-53, Ball 3-28
Carolina - Holley 6-115, Pollock 6-74, McGill 4-28

2005 GAME RECAPS



GAME 10: NOVEMBER 19 CAROLINA 24, DUKE 21 KENAN STADIUM CHAPEL HILL, N.C.

CHAPEL HILL, N.C. (AP) - Ronnie McGill capped his best game of the season with a 3-yard touchdown in the final 2 minutes, helping North Carolina rally past Duke 24-21 on November 19 to keep the Blue Devils winless against Division I-A opponents.

The Tar Heels (5-5, 4-3 Atlantic Coast Conference) retained the Victory Bell for the 15th time in 16 seasons, and now they need to win at No. 7 Virginia Tech next week to become bowl eligible for the second straight season. McGill finished with 146 yards on the ground, but none were more important than the final 3.

With about 5 minutes left, the Blue Devils (1-10, 0-8) took the lead for the first time on Ronnie Drummer's 24-yard scoring run. North Carolina took over on its 32-yard line, and a roughing-the-passer penalty on Duke linebacker Alex Williams helped get the drive started.

Matt Baker then connected with Jesse Holley for what appeared to be a 40-yard touchdown two plays later, but Holley was called for pass interference after he pushed off against cornerback John Talley. After McGill got a first down on fourth-and-1, Baker scrambled 25 yards down to the 11.

An 8-yard pass to tight end Jon Hamlett set up McGill's TD, and the victory was secured when North Carolina's Tommy Richardson intercepted a pass from Mike Schneider with 1:08 left.

Duke	14	0	0	7	-	21
Carolina	7	10	0	7	-	24

UNC - Baker 1 run (Barth kick) (11:29, First)
 DU - Asack 2 run (Surgan kick) (7:35, First)
 DU - Boyle 1 run (Surgan kick) (0:57, First)
 UNC - Mitchell 38 pass from Baker (11:16, Second)
 UNC - Barth 24 field goal (0:00, Second)
 DU - Drummer 24 run (Surgan kick) (5:02, Fourth)
 UNC - McGill 3 run (Barth kick) (1:38, Fourth)

	DU	UNC
First Downs	11	26
Rushes-Yards	38-81	46-163
Passing Yards	163	238
Comp-Att-Int	11-30-3	15-34-0
Plays-Total Yards	68-244	80-401
Punts (Avg)	7-42.3	7-40.3
Fumbles-Lost	2-0	2-2
Penalties-Yards	11-90	8-68
Time of Possession	29:10	30:50

Individual Rushing Leaders

Duke - Boyle 10-46, Drummer 4-32, Boyette 12-25
Carolina - McGill 28-146, Warren 4-43

Individual Passing Leaders (Comp-Att-Yds-TD-Int)

Duke - Asack 10-26-155-0-1
Carolina - Baker 15-34-238-1-0

Individual Receiving Leaders

Duke - Elliott 3-42, Roland 2-71, Patrick 2-20
Carolina - Pollock 4-82, Mitchell 2-47, Mason 2-32



CAROLINA FOOTBALL 2005 REVIEW



**GAME 11: NOVEMBER 26
VIRGINIA TECH 30, CAROLINA 3
LANE STADIUM
BLACKSBURG, VA.**

BLACKSBURG, Va. (AP) - Cedric Humes ran for a career-high 134 yards and two touchdowns and No. 5 Virginia Tech advanced to the Atlantic Coast Conference championship game with a 30-3 victory against North Carolina on November 26.

The Hokies (10-1, 7-1) led only 6-3 at halftime, but Humes scored on runs of 1 and 3 yards and Branden Ore added a TD run - all in the third quarter - as Virginia Tech made certain it didn't squander a second chance to win the ACC's Coastal Division.

The Hokies feared they had blown their chance three weeks ago when they lost 27-7 to Miami, but the Hurricanes then lost at home last weekend against Georgia Tech.

While the Hokies move on to the inaugural championship game next Saturday in Jacksonville, Fla., against Florida State, the loss deprived the Tar Heels (5-6, 4-4) of becoming the ninth conference team to have the six wins needed for a bowl berth.

Virginia Tech will be seeking its second ACC title in as many years since joining the league, and will be facing a Seminoles team that lost its third straight Saturday, the first three-game slide for coach Bobby Bowden's team since the 1983 season.

The Hokies that came out after halftime would be a formidable foe for anyone, even though Marcus Vick was hardly a factor, finishing 8-for-15 for just 61 yards.

Humes carried on six plays the first time the Hokies got the ball after the half. He had runs of 11, 9 and 13 yards to start the drive, and finished with a 1-yard dive.

After the Tar Heels went three-and-out, Ore took over at tailback, carrying seven times for 42 yards - including a 20-yard burst - before scoring from 4 yards out.

The Hokies again held the Tar Heels without a first down, and again it was Humes' turn, his touchdown coming as he pushed a pile of defenders into the end zone.

That made it 27-3, and the Tar Heels were finished. They did drive inside the Tech five in the fourth quarter, but the Hokies defense held on four consecutive plays.

Carolina	0	3	0	0	-	3
Virginia Tech	0	6	21	3	-	30

VT - King 1 pass from Vick (Pace kick failed) (10:30, Second)
UNC - Barth 25 field goal (0:01, Second)
VT - Humes 1 run (Pace kick) (9:42, Third)
VT - Ore 4 run (Pace kick) (4:57, Third)
VT - Humes 3 run (Pace kick) (1:35, Third)
VT - Pace 44 field goal (10:49, Fourth)

	UNC	VT
First Downs	11	22
Rushes-Yards	22-36	53-277
Passing Yards	160	61
Comp-Att-Int	15-41-1	8-15-1
Plays-Total Yards	63-196	68-338
Punts (Avg)	7-34.6	3-50.3
Fumbles-Lost	0-0	1-1
Penalties-Yards	8-69	9-74
Time of Possession	28:43	31:17

Individual Rushing Leaders

Carolina - McGill 12-34, Warren 3-5
Virginia Tech - Humes 20-134, Ore 17-104, Bell 7-40

Individual Passing Leaders (Comp-Att-Yds-TD-Int)

Carolina - Baker 15-41-160-0-1
Virginia Tech - Vick 8-15-61-1-1

Individual Receiving Leaders

Carolina - Holley 4-49, Pollock 4-26, Mitchell 2-28
Virginia Tech - Clowney 2-18, Hyman 2-16, Morgan 1-11

2005 SENIORS



7 BAKER

MATT BAKER

6-3, 212, QB, ROCHESTER HILLS, MICH.

- Signed to a free agent contract by the Houston Texans after the 2005 season.
- Completed 180 of 346 attempts for 2,345 yards, nine touchdowns and 11 interceptions as a senior.
- The 2,345 passing yards are the fourth-highest single-season total in school history.
- Threw just one interception in his final 119 passes of his

senior season.

- Team co-captain as a senior.
- His 2,311 total offensive yards in 2005 were the fifth-most in single-season school history.

MATT BAKER'S CAREER STATISTICS

YEAR	A-C-I	PCT.	YARDS	TD	LP	YDS/GM	EFF.
2002	25-9-0	.360	131	1	31	43.7	93.2
2003	19-12-1	.632	166	1	76	55.3	143.4
2004	36-23-2	.639	326	1	52	65.2	138.01
2005	346-180-11	.520	2345	9	87	213.2	111.18
TOTALS	426-224-14	.526	2968	12	87	129.0	113.83

SINGLE-GAME BESTS

Completions: 25 vs. Maryland (2005) **Attempts:** 41 at Virginia Tech (2005)
Yards: 335 vs. Maryland (2005)
Long Play: 87 yards (TD) to Derrele Mitchell at Georgia Tech (2005)




70 BELL

STEVEN BELL

6-3, 280, C/OG, GREENSBORO, N.C.

- Played in 35 games on the offensive line over four years, including 11 as a junior and 11 as a senior.
- Started nine of 11 games as a senior and averaged 50.9 snaps per game.



6 CAREY

MAHLON CAREY

6-2, 215, SS, MARIETTA, GA.

- Started games at linebacker, safety and tailback at Carolina.
- Played in all 12 games as a sophomore after switching from tailback to safety, recording 96 tackles, good for second on the team.
- Moved to linebacker as a junior and finished sixth on the team with 53 tackles.

- Returned to safety full-time as a senior and played in all 11 games, starting five.

MAHLON CAREY'S CAREER STATISTICS

DEFENSE								
YEAR	PRI	A	TOTAL	TFL	SACKS	INT	PBU	FF
2003	62	34	96	1.0-1	0-0	2-0	1	0
2004	35	18	53	4.0-6	0-0	0-0	0	1
2005	17	22	39	2.5-19	1-18	0-0	1	2
TOTALS	114	74	188	7.5-26	1-18	2-0	2	3

OFFENSE

YEAR	ATT.	NET	AVG.	TD	LG	AVG./GM
2002	56	216	3.9	0	17	36.0

SINGLE-GAME BESTS - DEFENSE

Tackles: 17 vs. Wake Forest (2003)
INT: 2 vs. Wisconsin (2003)



CAROLINA FOOTBALL 2005 REVIEW



RIKKI COOK

6-0, 253, FB
MONTCLAIR, N.J.

- Played three seasons at full-back after transferring from Rutgers.
- Made his first career touchdown reception in the 7-5 victory over Virginia in 2005.
- Played in every game his junior and senior seasons, starting six as a senior.

RIKKI COOK'S CAREER STATISTICS


2001 AT RUTGERS, 2003-05 AT UNC

RUSHING

YEAR	ATT.	NET	AVG.	TD	LG
2001	19	46	2.4	0	6
2003	0	0	0.0	0	0
2004	0	0	0.0	0	0
2005	1	2	2.0	0	2
TOTALS	20	48	2.4	0	6

RECEIVING

YEAR	NO.	YDS.	AVG.	TD	LG
2001	1	5	5.0	0	5
2003	0	0	0.0	0	0
2004	2	7	3.5	0	5
2005	2	8	4.0	1	6
TOTALS	5	20	4.0	1	6



TOMMY DAVIS

6-4, 270, DE
DUDLEY, N.C.

- Signed to a free agent contract by the New Orleans Saints following the 2005 season.
- 2005 Honorable-Mention All-ACC.
- Started three years at right defensive end, including all 23 games of his junior and senior seasons.
- Led the team with eight sacks in 2005, the most by a Tar Heel since Julius Peppers had 9.5 in 2001.



WARREN GREEN

6-2, 224, DS
DUNN, N.C.

- Started every game as the deep snapper on the punting unit as a senior.

TOMMY DAVIS' CAREER STATISTICS

YEAR	PRI	A	TOTAL	TFL	SACKS	PBU	FF	FR
2002	23	12	35	1.0-3	0-0	1	0	0-0
2003	20	10	30	2.0-0	0-0	0	0	1-19
2004	22	26	48	7.5-22	3.0-8	2	0	0-0
2005	19	21	40	10.0-74	8.0-69	0	0	0-0
TOTALS	84	69	153	20.4-108	11.0-77	3	0	1-19

2005 SENIORS



CEDRICK HOLT

5-11, 190, CB
WADESBORO, N.C.

- Signed to a free agent contract by the Tennessee Titans after the 2005 season.
- Started the final 21 games of his career at cornerback.
- Ranked in the top five on the team in tackles, tackles for loss, interceptions and pass breakups as a senior.
- Ranked third in the ACC in passes defended and was second in pass breakups.

CEDRICK HOLT'S CAREER STATISTICS

YEAR	PRI	A	TOTAL	TFL	INT	PBU
2002	13	5	18	0-0	0-0	2
2003	12	3	15	0-0	0-0	3
2004	30	12	42	0-0	0-0	2
2005	49	10	59	6-11	2-(-2)	10
TOTALS	104	30	134	6-11	2-(-2)	17

SINGLE-GAME BESTS

Tackles: 8 vs. Wake Forest (2004)
PBU: 3 vs. Maryland (2005)



DOUG JUSTICE

6-2, 239, LB
PORT ORANGE, FLA.

- Only Tar Heel football player ever to make the Academic All-ACC team four times.
- Played in every game for four seasons before a career-ending injury two games into his senior year.
- Started 22 games in his career, including the final five games of his junior season and two his senior season.

DOUG JUSTICE'S CAREER STATISTICS

YEAR	PRI	A	TOTAL	TFL	SACKS	PBU	FF	FR
2002	69	28	97	2.0-2	0.0-0	0	3	0-0
2003	28	16	44	1.5-4	0.0-0	0	2	0-0
2004	25	23	48	6.0-18	1.0-10	0	0	0-0
2005	3	12	15	0.5-1	0.0-0	0	1	0-0
TOTALS	125	79	204	9.5-25	1.0-10	0	6	0-0



JEFF LONGHANY

6-3, 242, LB
WADE, N.C.

- Played in 44 games at line-backer in his career.
- Had his best season as a sophomore with 53 tackles, 6.5 tackles for losses and two sacks.
- Started in Carolina's 31-28 victory over No. 4 Miami in 2004.

JEFF LONGHANY'S CAREER STATISTICS

YEAR	PRI	A	TOTAL	TFL	SACKS	PBU	FF	FR
2002	26	9	35	0.5-2	0-0	0	0	0
2003	36	17	53	6.5-21	2-11	0	0	0
2004	18	18	36	6.0-24	2-7	1	1	0
2005	2	3	5	0-0	0-0	1	0	0
TOTALS	82	47	129	13.0-47	4-18	2	1	0

SINGLE-GAME BESTS

Tackles: 13 vs. Wake Forest (2002) TFL: 3 vs. Florida State (2003)
Sacks: 1 four times



DERRELE MITCHELL

6-3, 210, WR
WINSTON-SALEM, N.C.

- Played in all 11 games as a senior and finished a team-leading average of 21.8 yards per catch.
- Caught an 87-yard touchdown pass against Georgia Tech, the second-longest pass play in school history.
- Had the best game of his career against Boston College in the Continental Tire Bowl, setting career-highs in receptions (seven) and receiving yards (116).

DERRELE MITCHELL'S CAREER STATISTICS

YEAR	NO.	YDS.	AVG.	TD	LG
2002	15	232	15.5	0	42
2003	17	146	8.6	2	21
2004	21	354	16.9	3	51
2005	12	261	21.8	2	87
TOTALS	65	993	15.3	7	87

SINGLE-GAME BESTS

Receptions: 7 vs. Boston College, Continental Tire Bowl (2004)
Receiving Yards: 116 vs. Boston College, Continental Tire Bowl (2004)
Touchdowns: 1, seven times



CHASE PAGE

6-5, 280, DT
MT. PLEASANT, S.C.


- Selected in the seventh round of the NFL Draft by the San Diego Chargers.
- After a season-ending injury prior to 2004, returned to lead the defense with 27 tackles, 6.5 tackles for losses of 32 yards, 4.0 sacks and two pass breakups.
- Started the final 35 games of his career on the defensive line after switching from offensive guard prior to his sophomore season.

CHASE PAGE'S CAREER STATISTICS

YEAR	PRI	A	TOTAL	TFL	SACKS	PBU	FF	FR
2002	24	25	49	4.5-20	1.0-10	1	0	0
2003	30	17	47	5.0-19	1.5-9	0	0	0
2005	11	16	27	6.5-32	4.0-23	2	0	0
TOTALS	65	58	123	16.0-71	6.5-42	3	0	0



CAROLINA FOOTBALL 2005 REVIEW



JUSTIN PHILLIPS

6-4, 246, TE
PITTSBORO, N.C.

- Played in all 11 games as a senior, finishing with six catches for 86 yards.
- Scored his first career touchdown in a 2004 win over Wake Forest.

• Joined the Tar Heels as a walk-on before becoming a valuable three-year contributor.

JUSTIN PHILLIPS' CAREER STATISTICS

YEAR	NO.	YDS.	AVG.	TD	LG
2003	2	28	14.0	0	21
2004	5	79	15.8	1	36
2005	6	86	14.3	0	19
TOTALS	13	193	14.8	1	36



JARWASKI POLLOCK

5-8, 170, WR
BRADENTON, FLA.

- Carolina's all-time leading receiver with 177 receptions.
- Broke the UNC career record against Maryland.
- Set the single-season school

record for receptions with 71 in 2003.

• 2003 Honorable-Mention All-ACC.

• Ranked fourth in the ACC in receptions per game (3.75) and eighth in punt return average (8.4) in 2004.

JARWASKI POLLOCK'S CAREER STATISTICS

RECEIVING					
YEAR	NO.	YDS.	AVG.	TD	LG
2002	31	464	15.0	4	65
2003	71	745	10.5	1	53
2004	45	408	9.1	2	38
2005	30	341	11.4	2	33
TOTALS	177	1958	11.1	9	65

PUNT RETURNS					
YEAR	NO.	YDS.	AVG.	TD	LG
2002	5	60	12.0	0	30
2003	6	41	6.8	0	17
2004	19	160	8.4	0	28
TOTALS	177	1958	11.1	9	65

SINGLE-GAME BESTS

Receptions: 11 vs. NC State (2003)

Receiving Yards: 134 vs. NC State (2003)

Receiving TDs: 1, nine times

2005 SENIORS



KYLE RALPH

6-4, 303, OG
CINCINNATI, OHIO

- Signed to a free agent contract by the Carolina Panthers after the 2005 season.
- 2005 First-Team All-ACC, 2004 Second-Team All-ACC.
- Did not miss a single play to

injury in his final two years.

• Graded out over 80 percent in all but one game in his final two seasons.



TOMMY RICHARDSON

6-1, 228, LB
MIAMI, FLA.

- 2005 Honorable-Mention All-ACC.
- Defensive captain as a senior.
- Started all 11 games at out-

side linebacker as a senior, finishing with a team-leading 91 tackles.

• Ranked sixth in the ACC in tackles per game (8.3).

• Made a game-ending interception, the first of his career, on Duke's last possession to preserve a 24-21 victory over the Blue Devils.

TOMMY RICHARDSON'S CAREER STATISTICS

YEAR	PRI	A	TOTALTFL	SACKS	INT	PBU	FF	FR
2002	1	0	1	0-0	0-0	0	0	0
2003	3	1	4	1.0-1	0-0	0	0	0
2004	39	28	67	1.5-5	0-0	0	4	1
2005	46	45	91	6.0-21	1.0-12	1-4	4	0
TOTALS	89	74	163	8.5-27	1.0-12	1-4	8	1




SKIP SEAGRAVES

6-5, 300, OT
BURLINGTON, N.C.

- Made 37 career starts and played in 43 games.
- Started all 11 games at right tackle as a senior and saw action on 763 snaps, an average of 69 per game • Was

granted a sixth year of eligibility after breaking his foot in the second game of the 2004 season against Virginia.



ARTHUR SMITH

6-4, 275, C/OG
MEMPHIS, TENN.

- Played four years primarily as a reserve offensive center and guard
- Saw extensive action as a senior against Boston College and Duke as a senior.

• Joined the Tar Heels as a video assistant following graduation.



LINWOOD WILLIAMS

6-0, 181, DB
ELIZABETH CITY, N.C.


- Walk-on who earned playing time in the secondary during his junior and senior season.

• Started three games as a junior at safety.

• Posted a career-high five tackles and broke up a pass against Boston College in the Continental Tire Bowl.

LINWOOD WILLIAMS' CAREER STATISTICS

Year	Pri	A	Total	TFL	Sacks	INT	PBU	FF	FR
2004	11	6	17	1.5-4	0-0	0	1	0	0



WALLACE WRIGHT

6-0, 191, WR
FAYETTEVILLE, N.C.

- Joined the team as a walk-on and earned a scholarship prior to his junior season.
- Elected special teams captain by his teammates in

2005.

• Caught 12 passes for 176 yards and a touchdown as a senior.

• Returned the game's opening kickoff 90 yards for a touchdown against Boston College as a senior.

• Signed to a free agent contract by the New York Jets after the 2005 season.

WALLACE WRIGHT'S CAREER STATISTICS

RECEIVING					
Year	No.	Yds	Avg.	TD	LP
2002	0	0	0	0	0
2003	1	17	17.0	1	17
2004	10	119	11.9	2	49
2005	12	176	14.7	1	40
TOTALS	23	312	13.6	4	49

SINGLE-GAME BESTS

Receptions: 4 vs. Wisconsin (2005)

Yards: 91 vs. Wisconsin (2005)

Touchdowns: 1 four times

KICKOFF RETURNS

Year	No.	Yds	Avg.	TD	LP
2002	29	624	21.5	0	52
2003	7	122	17.4	0	33
2004	8	135	16.9	0	39
2005	11	302	27.5	1	90
TOTALS	55	1183	21.5	1	52