

RECORDS

CAROLINA
20  06
FOOTBALL



CAROLINA FOOTBALL RECORD BOOK

**ATLANTIC COAST CONFERENCE
CHAMPIONSHIPS**
1963 (shared 9-2 overall, 6-1 ACC)
Coach Jim Hickey

1971 (9-3 overall, 6-0 ACC)
Coach Bill Dooley

1972 (11-1 overall, 6-0 ACC)
Coach Bill Dooley

1977 (8-3-1 overall, 5-0-1 ACC)
Coach Bill Dooley

1980 (11-1 overall, 6-0 ACC)
Coach Dick Crum

**SOUTHERN CONFERENCE
CHAMPIONSHIPS**
1922 (shared, 9-1 overall)
Coaches: Bill Fetzer, Bob Fetzer

1934 (7-1-1 overall)
Coach Carl Snavelly

1937 (7-1-1 overall)
Coach Ray Wolf

1946 (8-2-1 overall)
Coach Carl Snavelly

1949 (7-4 overall)
Coach Carl Snavelly

POSTSEASON BOWL APPEARANCES
(25 total, 12 wins, 13 losses)

1947 Sugar, lost to Georgia, 20-10
1949 Sugar, lost to Oklahoma, 14-6
1950 Cotton, lost to Rice, 27-13
1963 Gator, defeated Air Force, 35-0
1970 Peach, lost to Arizona State, 48-26
1971 Gator, lost to Georgia, 7-3
1972 Sun, defeated Texas Tech, 32-28
1974 Sun, lost to Mississippi State, 26-24
1976 Peach, lost to Kentucky, 21-0
1977 Liberty, lost to Nebraska, 21-17
1979 Gator, defeated Michigan, 17-15
1980 Bluebonnet, defeated Texas, 16-7
1981 Gator, defeated Arkansas, 31-27
1982 Sun, defeated Texas, 26-10
1983 Peach, lost to Florida State, 28-3
1986 Aloha, lost to Arizona, 30-21
1993 Peach, defeated Mississippi State, 21-17
1993 Gator, lost to Alabama, 24-10
1994 Sun, lost to Texas, 35-31
1995 Carquest, defeated Arkansas, 20-10
1997 Gator, defeated West Virginia, 20-13
1998 Gator, defeated Virginia Tech, 42-3
1998 Las Vegas, defeated San Diego St., 20-13
2001 Peach, defeated Auburn, 16-10
2004 Continental Tire, lost to Boston College, 37-24

FINAL NATIONAL POLL RANKINGS

MEDIA

<i>Associated Press</i>	
1937	19
1946	9
1947	9
1948	3
1949	16
1972	12
1977	17
1979	15
1980	10
1981	9
1982	18
1992	19

1993	21
1995	27
1996	10
1997	6

COACHES

<i>United Press International from 1950-1992</i>	
1963	19
1971	18
1972	114
1977	14
1979	14
1980	9
1981	8
1982	13
1992	18

ESPN/USA Today from 1993-present

1993	19
1994	21
1995	29
1996	10
1997	4

LARGEST VICTORY MARGINS

- 65 vs. Virginia Medical (65-0) in 1914
65 vs. Wake Forest (65-0) in 1928
- 64 vs. Auburn (64-0) in 1892
- 62 vs. Ohio (62-0) in 1995
- 61 vs. Virginia (61-0) in 1935
- 60 vs. Tennessee (60-0) in 1893
- 59 vs. Wake Forest (62-3) in 1922
- 56 vs. VMI (56-0) in 1935
56 vs. East Carolina (56-0) in 1981
- 55 vs. Georgia (55-0) in 1900
- 54 vs. Army (62-8) in 1982
- 53 vs. Georgia (53-0) in 1898
53 vs. Wake Forest (53-0) in 1914
- 50 vs. Bingham's School (50-0) in 1904
50 vs. Duke (50-0) in 1959
50 vs. VMI (61-11) in 1969
50 vs. Wake Forest (50-0) in 1994

LARGEST MARGINS OF DEFEAT

- 66 by Virginia (66-0) in 1912
- 55 by Louisville (69-14) in 2005
- 53 by Yale (53-0) in 1923
- 52 by Maryland (59-7) in 2002
- 50 by Florida (52-2) in 1969
- 49 by Penn (49-0) in 1945
49 by Florida State (63-14) in 2000
- 46 by Virginia (46-0) in 1896
46 by Tulane (52-6) in 1941
46 by Army (46-0) in 1944

WINNINGEST SEASONS

1972	11-1
1980	11-1
1997	11-1
1914	10-1
1981	10-2
1996	10-2
1993	10-3
1898	9-0
1922	9-1
1929	9-1
1948	9-1-1
1963	9-2
1971	9-3
1976	9-3
1992	9-3

TEAM RECORDS & COACHING RECORDS

CAROLINA'S HEAD COACHING RECORDS

Coach	Tenure	Years	W	L	T
Hector Cowan	1889 (spring)	1	2	2	0
V. K. Irvine	1894	1	6	3	0
T. C. Trenchard	1895, 1913-15	4	26	9	2
Gordon Johnston	1896	1	3	4	1
W. A. Reynolds	1897-1900	4	27	7	4
Charles Jenkins	1901	1	7	2	0
H. B. Olcott	1902-03	2	11	4	3
R. R. Brown	1904	1	5	2	2
William Warner	1905	1	4	3	1
W. S. Keinholz	1906	1	1	4	2
Otis Lamson	1907	1	4	4	1
Edward Green	1908	1	3	3	3
A. E. Brides	1909-10	2	8	8	0
Branch Bocock	1911	1	6	1	1
W. C. Martin	1912	1	3	4	1
Thomas Campbell	1916, 1919	2	9	7	1
M. E. Fuller	1920	1	2	6	0
Bob Fetzer & Bill Fetzer	1921-25	5	30	12	4
Chuck Collins	1926-33	8	38	31	9
Carl Snavelly	1934-35, 1945-52	10	59	35	5
Ray Wolf	1936-41	6	38	17	3
Jim Tatum	1942, 1956-58	4	19	17	3
Tom Young	1943	1	6	3	0
Gene McEver	1944	1	1	7	1
George Barclay	1953-55	3	11	18	1
Jim Hickey	1959-66	8	36	45	0
Bill Dooley	1967-77	11	69	53	2
Dick Crum	1978-87	10	72	41	3
Mack Brown	1988-1997	10	69	46	1
Carl Torbush	1997-2000	3+	17	18	0
John Bunting	2001-present	5	24	36	0

MOST WINS

1. Dick Crum, 1978-87	72
2. Bill Dooley, 1967-77	69
Mack Brown, 1988-97	69
4. Carl Snavelly, 1934-35, 1945-52	59
5. Chuck Collins, 1926-33	38
Ray Wolf, 1936-41	38
7. Jim Hickey, 1959-66	36
8. Bob Fetzer & Bill Fetzer, 1921-25	30
9. W.A. Reynolds, 1897-1900	27
10. T.C. Trenchard, 1895, 1913-1915	26
11. John Bunting, 2001-present	24

MOST YEARS

1. Bill Dooley, 1967-77	11
2. Carl Snavelly, 1934-35, 1945-52	10
Dick Crum, 1978-87	10
Mack Brown, 1988-97	10
4. Chuck Collins, 1926-33	8
Jim Hickey, 1959-66	8



Dick Crum
72 wins



Bill Dooley
69 wins



Mack Brown
69 wins



Carl Snavelly
59 wins

MISCELLANEOUS TEAM RECORDS

Most Consecutive Victories: 14 (1898-99)
Most Consecutive Games Without a Loss: 17 (1947-48)
Most Consecutive Victories at Home: 21 (Nov. 3, 1893 to Oct. 6, 1900)
Most Consecutive Home Games Without a Loss: 68 (Nov. 3, 1893 to Oct. 16, 1920)
Most Consecutive Losses: 12 (1966-67)
Most Consecutive Home Losses: 11 (2002-03)
Most Consecutive Games Without Being Shutout: 96 (1977-85)
Most Consecutive Regular-Season Games Without Being Shutout: 133 (1973-85)
Most Consecutive Shutouts: 7 (1901-02 and 1903-04)
Most Consecutive Games Without a Tie: 204 (1950-75)



CAROLINA FOOTBALL RECORD BOOK

TOTAL YARDS

CAREER

Rk.	Name, Pos., Years	Yards
1.	Darian Durant, QB, 2001-04	9,630
2.	Ronald Curry, QB, 1998-2001	6,236
3.	Jason Stanicek, QB, 1991-94	5,497
4.	Charlie Justice, HB, 1946-49	4,883
5.	Mike Thomas, QB, 1991-95	4,653
6.	Amos Lawrence, TB, 1977-80	4,426
7.	Mike Voight, TB, 1973-76	3,971
8.	Matt Kupec, QB, 1976-79	3,886
9.	Leon Johnson, TB, 1993-96	3,823
10.	Chris Keldorf, QB, 1996-97	3,570
11.	Mark Maye, QB, 1984-87	3,534
12.	Scott Stankavage, QB, 1980-83	3,381
13.	Kelvin Bryant, TB, 1979-82	3,295
14.	Kevin Anthony, QB, 1983, 85	3,252
15.	Don McCauley, TB, 1968-70	3,181
16.	Gayle Bomar, QB, 1967-68	3,126
17.	Ethan Horton, TB, 1981-84	3,093
18.	Natrone Means, TB, 1990-92	3,074
19.	Oscar Davenport, QB, 1995-98	3,033
20.	Matt Baker, QB, 2002-05	2,926

SEASON

Rk.	Name, Year	Yards
1.	Darian Durant, 2003	2,947
2.	Ronald Curry, 2000	2,676
3.	Mike Thomas, 1995	2,489
4.	Darian Durant, 2004	2,426
5.	Matt Baker, 2005	2,311
6.	Darian Durant, 2002	2,286
7.	Jason Stanicek, 1993	2,284
8.	Chris Keldorf, 1996	2,230
9.	Darian Durant, 2001	1,971
10.	Mark Maye, 1987	1,914

GAME

Rk.	Name, Opponent, Year	Yards
1.	Darian Durant vs. Arizona State, 2002	426
2.	Mark Maye vs. Georgia Tech, 1987	420
3.	Gayle Bomar vs. Wake Forest, 1968	416
4.	Ronald Curry vs. Georgia Tech, 2000	400
5.	Darian Durant vs. NC State, 2003	389
6.	Darian Durant vs. Syracuse, 2003	384
7.	Chris Keldorf vs. Texas Christian, 1997	374
8.	Ronald Curry vs. Stanford, 1998	370
9.	Oscar Davenport vs. Ga. Tech, 1997	369
10.	Matt Baker vs. Maryland, 2005	356
11.	Mark Maye vs. Duke, 1986	348
12.	Darian Durant vs. Wake Forest, 2001	347
13.	Ronald Curry vs. Clemson, 2000	337
14.	Mark Maye vs. NC State, 1986	335
15.	Mark Maye vs. Maryland, 1986	331
16.	Chris Keldorf vs. Maryland, 1996	330
17.	Darian Durant vs. Miami, 2004	330
18.	Derrick Fenner vs. Virginia, 1986	328
19.	Jason Stanicek vs. Maryland, 1993	324
	Chris Keldorf vs. Houston, 1996	324

TOTAL OFFENSE

TOTAL PLAYS

CAREER

Rk.	Name, Pos., Year	Plays
1.	Darian Durant, QB, 2001-04	1,475
2.	Ronald Curry, QB, 1998-2001	1,043
3.	Jason Stanicek, QB, 1991-94	913
4.	Amos Lawrence, 1977-80	888
5.	Charlie Justice, HB, 1946-49	847

SEASON

Rk.	Name, Year	Plays
1.	Darian Durant, 2003	480
2.	Matt Baker, 2005	425
3.	Ronald Curry, 2000	423
4.	Chris Keldorf, 1996	394
5.	Mike Thomas, 1995	393
6.	Darian Durant, 2004	380
7.	Gayle Bomar, 1968	354
8.	Gayle Bomar, 1967	351
9.	Kevin Anthony, 1984	347
10.	Darian Durant, 2002	334

GAME

Rk.	Name, Opponent	Plays
1.	Gayle Bomar vs. Wake Forest, 1968	61 (416 yards)

MISCELLANEOUS TOTAL OFFENSE RECORDS

SINGLE-SEASON TEAM HIGHS

Most Plays: 910 in 1970
Most Yards: 5256 in 1993
Most Yards Gained Per Game: 441.8 in 1983 (4860 in 11)
Highest Average Gain Per Play: 6.0 in 2004 (4688 on 775)

SINGLE-GAME TEAM HIGHS

Most Plays: 102 vs. Virginia, 1959
Most Plays, Both Teams: 172 vs. Maryland, 1992 (UNC 77, Maryland 95)
Fewest Plays: 27 vs. Wake Forest, 1944
Fewest Plays, Both Teams: 84 vs. Wake Forest, 1942 (UNC 44, Wake Forest 40)
Most Yards Gained: 714 vs. Maryland, 1993
Most Yards Gained, Both Teams: 1166 vs. Maryland, 1993 (UNC 714, Maryland 452)
Fewest Yards Gained: 7 vs. Yale, 1944
Fewest Yards Gained, Both Teams: 254 vs. NC State, 1939 (UNC 132, N.C. State 122)
Most Yards Gained in a Loss: 550 vs. NC State, 2003 (34-47)
Fewest Yards Gained in a Win: 89 vs. Tennessee, 1936 (14-6)
Highest Average Gain Per Play (Min. 75 Plays): 9.27 vs. Maryland, 1993 (77 for 714)

SINGLE-SEASON YARDS BY CLASS

Freshman: 1,971 by Darian Durant, 2001
Sophomore: 2,286 by Darian Durant, 2002
Junior: 2,947 by Darian Durant, 2003
Senior: 2,489 by Mike Thomas, 1995

SINGLE-GAME YARDAGE LEADERS BY CLASS

Freshman: 370 by Ronald Curry vs. Stanford, 1998
Sophomore: 426 by Darian Durant vs. Arizona State, 2002
Junior: 400 by Ronald Curry vs. Georgia Tech, 2000
Senior: 420 by Mark Maye vs. Georgia Tech, 1987



Darian Durant

CAROLINA'S TOP FIVE CAREER TOTAL OFFENSE

1. DARIAN DURANT, Quarterback

Year	Plays	Rush	Pass	Total
2001	281	128	1843	1971
2002	334	163	2123	2286
2003	480	396	2551	2947
2004	380	188	2238	2426
Totals	1475	875	8755	9630

2. RONALD CURRY, Quarterback

Year	Plays	Rush	Pass	Total
1998	227	419	975	1394
1999	170	226	682	908
2000	423	351	2325	2676
2001	223	253	1005	1258
Totals	1043	1249	4987	6236

3. JASON STANICEK, Quarterback

Year	Plays	Rush	Pass	Total
1991	124	6	501	507
1992	209	121	1082	1203
1993	326	406	1878	2284
1994	254	281	1222	1503
Totals	913	814	4683	5497

4. CHARLIE JUSTICE, Halfback

Year	Plays	Rush	Pass	Total
1946	181	943	274	1217
1947	175	548	390	938
1948	269	766	854	1620
1949	222	377	731	1108
Totals	847	2634	2249	4883

5. MIKE THOMAS, Quarterback

Year	Plays	Rush	Pass	Total
1991	12	1	50	51
1992	158	171	831	1002
1993	68	15	336	351
1994	115	45	715	760
1995	393	53	2436	2489
Totals	746	285	4368	4653



CAROLINA FOOTBALL RECORD BOOK

TOTAL OFFENSE

ALL-PURPOSE YARDS

Ronald Curry



MOST PLAYS

Quarter: 28 by Darian Durant vs. Oklahoma, 2001 (4th, 191 yards)

Half: 36 by Chris Keldorf vs. Louisville, 1996 (1st, 154 yards)

Game: 61 by Gayle Bomar vs. Wake Forest, 1968 (416 yards)

Season: 480 by Darian Durant, 2003 (2,947 yards)

Career: 1,475 by Darian Durant, 2001-04 (9,630 yards)

MOST PLAYS PER GAME

Season: 41.8 by Darian Durant, 2002 (334 in 8)

Career: 35.3 by Gayle Bomar, 1967-68 (705 in 20)

MOST PLAYS BY A FRESHMAN

Game: 47 by Ronald Curry vs. Stanford, 1998 (370 yards)

Season: 281 by Darian Durant, 2001 (1971 yards)

MOST YARDS GAINED

Quarter: 210 by Gayle Bomar vs. Wake Forest, 1968 (3rd, 59 rushing, 151 passing)

Half: 326 by Gayle Bomar vs. Wake Forest, 1968 (2nd, 108 rushing, 218 passing)

Game: 426 by Darian Durant, Arizona State, 2002 (9 rushing, 417 passing)

Season: 2,947 by Darian Durant, 2003 (2,551 passing, 396 rushing)

Career: 9,630 by Darian Durant, 2001-04 (8,755 passing, 875 rushing)

MOST YARDS GAINED PER GAME

Season: 285.8 by Darian Durant, 2002 (2286 in 8)

Career: 218.9 by Darian Durant, 2001-04 (9,630 in 44 games)

MOST YARDS GAINED BY A FRESHMAN

Game: 370 by Ronald Curry vs. Stanford, 1998 (66 rushing, 304 passing)

Season: 1,971 by Darian Durant, 2001 (128 rushing, 1,843 passing)

MOST YARDS GAINED IN FIRST GAME OF CAREER

191 by Darian Durant vs. Oklahoma, 2001 (39 rushing, 152 passing)

MOST YARDS GAINED, TWO, THREE AND FOUR CONSECUTIVE GAMES

2 Games: 712 by Ronald Curry, 2000 (312 vs. Marshall, 400 vs. Georgia Tech)

Kelvin Bryant



3 Games: 975 by Chris Keldorf, 1996 (330 vs. Maryland, 324 vs. Houston, 321 vs. NC State)

4 Games: 1243 by Chris Keldorf, 1996 (268 vs. Wake Forest, 330 vs. Maryland, 324 vs. Houston, 321 vs. NC State)

MOST YARDS GAINED AGAINST ONE OPPONENT

Career: 1,024 by Darian Durant vs. NC State, 2001-04 (174, 262, 389, 199)

HIGHEST AVERAGE GAIN PER PLAY

Game: (Min. 25 plays) 12.35 by Chris Keldorf vs. NC State, 1996, (26 for 321)

Season: (Min. 1,000 yards) 8.75 by Rod Elkins, 1980 (116 for 1015)

Career: (Min. 3,000 yards) 6.53 by Darian Durant, 2001-04 (1,475 for 9,630)

MOST TOUCHDOWNS RESPONSIBLE FOR (TDs scored and passed for)

Game: 6 by Kelvin Bryant vs. East Carolina, 1981 (scored 6) - *ACC Record

Season: 24 by Darian Durant, 2003 (scored 6, passed for 18)

Career: 79 by Darian Durant, 2001-04 (scored 11, passed for 68)

TOTAL OFFENSE

SINGLE-GAME HIGHS

714 vs. Maryland, 1993	W, 59-42
675 vs. VMI, 1969	W, 61-11
643 vs. Army, 1982	W, 62-8
637 vs. Ohio, 1995	W, 62-0
616 vs. Duke, 1970	W, 59-34
613 vs. The Citadel, 1986	W, 45-14
605 vs. Duke, 1986	W, 42-35
604 vs. Virginia, 1935	W, 61-0
600 vs. Virginia, 1943	W, 54-7
596 vs. Virginia, 1937	W, 40-0

SINGLE-GAME LOWS

7 vs. Yale, 1944	L, 6-13
28 vs. Army, 1944	L, 0-46
31 vs. Wake Forest, 1944	L, 0-7
36 vs. Duke, 1932	L, 0-7
56 vs. Tennessee, 1950	L, 0-16
66 vs. Wake Forest, 1941	L, 0-13
73 vs. Florida, 1933	L, 0-9
73 vs. Florida State, 1997	L, 3-20
74 vs. Virginia, 1950	L, 13-44
85 vs. Texas, 1952	L, 7-28

Leon Johnson



ALL-PURPOSE YARDS

(yards rushing, receiving & all return yardage)

CAREER

Rk.	Name, Years	Yards
1.	Leon Johnson, 1993-96	5,828
2.	Don McCauley, 1968-70	5,014
3.	Amos Lawrence, 1977-80	4,928
4.	Charlie Justice, 1946-49	4,670
5.	Mike Voight, 1973-76	4,472
6.	Eric Blount, 1988-91	4,391
7.	Kelvin Bryant, 1979-82	3,795
8.	Ethan Horton, 1981-84	3,733
9.	Natrone Means, 1990-92	3,605
10.	Marcus Wall, 1992-95	3,574

SEASON

Rk.	Name, Year	Yards
1.	Don McCauley, 1970	2021
2.	Leon Johnson, 1996	1832
3.	Don McCauley, 1969	1770
4.	James Betterton, 1974	1647
5.	Charlie Justice, 1946	1557
6.	Ethan Horton, 1984	1501
7.	Lewis Jolley, 1971	1455
8.	Mike Voight, 1976	1439
9.	Derrick Fenner, 1986	1372
10.	Leon Johnson, 1995	1371

GAME

Rk.	Name, Opponent, Year	Yards
1.	Derrick Fenner vs. Virginia, 1986	339 (328 rushing, 11 receiving)

MISCELLANEOUS ALL-PURPOSE YARDS RECORDS

MOST PLAYS

Game: 47 by Don McCauley vs. Duke, 1970 (all rushes); by Mike Voight vs. Duke, 1976 (all rushes)

Season: 342 by Don McCauley, 1970 (324 rushes, 15 receptions, 3 returns)

Career: 993 by Leon Johnson, 1993-96 (797 rushes, 151 receptions, 45 returns)

MOST YARDS GAINED

Game: 339 by Derrick Fenner vs. Virginia, 1986 (328 rushing, 11 receiving)

Season: 2,021 by Don McCauley, 1970 (1720 rushing, 235 receiving, 66 returns)

Career: 5,828 by Leon Johnson, 1993-96 (3,693 rushing, 1,288 receiving, 847 returns)

MOST YARDS GAINED BY A FRESHMAN

Game: 286 by Amos Lawrence vs. Virginia, 1977 (all rushing)

Season: 1,554 by Charlie Justice, 1946 (943 rushing, 39 receiving, 572 returns)



CAROLINA FOOTBALL RECORD BOOK

SCORING

TOTAL POINTS

CAREER

Rk.	Name, Pos., Years	Points
1.	Leon Johnson, TB, 1993-96	306
2.	Josh McGee, PK, 1996-99	271
3.	Mike Voight, TB, 1973-76	254
4.	Charlie Justice, HB, 1946-49	234
5.	Tripp Pignetti, PK, 1991-94	231
6.	Kelvin Bryant, TB, 1979-82	228
7.	Natrone Means, TB, 1990-92	214
8.	Clint Gwaltney, PK, 1988-91	211
9.	Don McCauley, TB, 1968-70	210
10.	Amos Lawrence, TB, 1977-80	206
11.	Jeff Hayes, PK, 1978-81	205
12.	Brooks Barwick, PK, 1981-83	188
13.	Tom Biddle, PK, 1975-77	169
14.	Ethan Horton, TB, 1981-84	162
15.	Jeff Reed, PK, 2000-01	150
16.	Ellis Alexander, PK, 1972-74	148
17.	Bob Cox, E/PK, 1945-48	146
18.	Kenny Miller, PK, 1984-87	144
19.	Ernest Graves, 1897-1900	140
20.	Connor Barth, PK, 2004-05	133

SEASON

Rk.	Name, Year	Points
1.	Don McCauley, 1970	126
2.	Mike Voight, 1976	110
3.	Kelvin Bryant, 1981	108
4.	Leon Johnson, 1993	100
5.	Brooks Barwick, 1982	97
6.	Amos Lawrence, 1980	90
7.	Tripp Pignetti, 1993	86
8.	Clint Gwaltney, 1990	85
9.	Natrone Means, 1992	80
10.	Jeff Reed, 2000	78

GAME

Rk.	Name, Opponent, Year	Points
1.	Kelvin Bryant vs. East Carolina, 1981	36

TOUCHDOWNS

CAREER

Rk.	Name, Years	TDs
1.	Leon Johnson, 1993-96	50
2.	Mike Voight, 1973-76	42
3.	Charlie Justice, 1946-49	39
4.	Kelvin Bryant, 1979-82	38
5.	Don McCauley, 1968-70	35
	Natrone Means, 1990-92	35

SEASON

Rk.	Name, Year	TDs
1.	Don McCauley, 1970	21
2.	Mike Voight, 1976	18
	Kelvin Bryant, 1981	18
4.	Leon Johnson, 1993	16
5.	Amos Lawrence, 1980	15
6.	Natrone Means, 1992	13
7.	Charlie Justice, 1946	12
	Kelvin Bryant, 1980	12
	Curtis Johnson, 1993	12
	Leon Johnson, 1995	12
	Leon Johnson, 1996	12

GAME

Rk.	Name, Opponent, Year	TDs
1.	Kelvin Bryant vs. East Carolina, 1981	6

MISCELLANEOUS SCORING RECORDS

SINGLE-SEASON TEAM BESTS

Most Points Scored: 421 in 1993
Most Points Scored Per Game: 35.1 in 1993 (421 in 12)
Highest Scoring Margin: 28.6 in 1929 (34.6 to 6.0)
Highest Scoring Margin (since 1939): 20.6 in 1996 (30.6 to 10.0)
Most Points Scored in Two Consecutive Games: 118 in 1914 (65-0 vs. Virginia Medical and 53-0 vs. Wake Forest)
Most Touchdowns: 55 in 1993
Most Extra Points Made by Kicking: 51 in 1993
Most Two-Point Conversions: 8 in 1958
Most Field Goals: 21 in 1982 and 1990
Most Points Scored in a Season Opener: 65 vs. Wake Forest, 1928

SINGLE-GAME TEAM BESTS

Most Points Scored: 65 vs. Virginia Medical, 1914; vs. Wake Forest, 1928
Most Points Scored, Both Teams: 101 (59-42) vs. Maryland, 1993
Most Points Scored in a Loss: 47 vs. Syracuse, 2003 (47-49, 3 OT)
Most Points Scored in One Quarter: 35 vs. Duke, 2000 (2nd)
Most Points Scored in One Half: 52 vs. Duke, 2000 (1st)
Most Touchdowns Scored: 10 vs. Virginia Medical, 1914; vs. Wake Forest, 1928
Most Extra Points Made by Kicking: 8 vs. Georgia, 1898; vs. Vanderbilt, 1900; vs. VMI, 1970; vs. Duke, 1970; vs. Army, 1974; vs. East Carolina, 1981; vs. Boston College, 1981; vs. Army, 1982; vs. William & Mary, 1991; vs. Maryland, 1993; vs. Ohio, 1995; vs. Duke, 2000
Most Two-Point Conversions: 2 vs. Washington & Lee, 1911; vs. Virginia, 1958
Most Field Goals Scored: 6 vs. Duke, 1999
Largest Victory Margin: 65 vs. Virginia Medical (65-0), 1914; vs. Wake Forest (65-0), 1928
Biggest Deficit Overcome to Win: 17 points vs. Georgia Tech, 1987 (trailed 20-3 at the half before winning, 30-23); 17 points vs. Virginia, 1997 (trailed 20-3 with 3:28 left in the second quarter before winning, 48-20)
Biggest Fourth Quarter Deficit Overcome to Win: 14 points vs. East Carolina, 1973 (trailed 21-7 entering final period before winning, 28-27)

SINGLE-SEASON POINTS BY CLASS

Freshman: 100 by Leon Johnson, 1993
Sophomore: 72 by Kelvin Bryant, 1980; Curtis Johnson, 1993
Junior: 108 by Kelvin Bryant, 1981
Senior: 126 by Don McCauley, 1970

SINGLE-GAME POINT LEADERS BY CLASS


Freshman: 26 by Leon Johnson vs. Duke, 1993
Sophomore: 20 by William Humes vs. NC State, 1984
Junior: 36 by Kelvin Bryant vs. East Carolina, 1981
Senior: 30 by Don McCauley vs. Duke, 1970

MOST POINTS SCORED BY A FRESHMAN

Game: 26 by Leon Johnson vs. Duke, 1993
Season: 100 by Leon Johnson, 1993

MOST TOUCHDOWNS SCORED

Quarter: 3 by Mike Voight vs. Army, 1976 (2nd); by Ronnie McGill vs. William & Mary, 2004 (4th)
Half: 4 by Kelvin Bryant vs. East Carolina, 1981 (1st)



Don McCauley

Game: 6 by Kelvin Bryant vs. East Carolina, 1981
Season: 21 by Don McCauley, 1970
Career: 50 by Leon Johnson, 1993-96

MOST TOUCHDOWNS SCORED BY A FRESHMAN

Game: 4 by Leon Johnson vs. UTEP and vs. Duke, 1993
Season: 16 by Leon Johnson, 1993

MOST TOUCHDOWNS, TWO AND THREE CONSECUTIVE GAMES

2 Games: 11 by Kelvin Bryant, 1981 (6 vs. East Carolina, 5 vs. Miami (Ohio))
3 Games: 15 by Kelvin Bryant, 1981 (6 vs. East Carolina, 5 vs. Miami, 4 vs. Boston College)

MOST CONSECUTIVE GAMES SCORING A TOUCHDOWN

9 by Charlie Justice (last six games of 1947 and first three of 1948)

MOST GAMES SCORING A TOUCHDOWN

Season: 10 by Don McCauley, 1970
Career: 28 by Leon Johnson, 1993-96

MOST TOUCHDOWNS SCORED BY TWO PLAYERS

Season: 28 by Leon Johnson (16), Curtis Johnson (12), 1993

MOST POINTS SCORED BY TWO PLAYERS

Game: 44 by Kelvin Bryant (36) & Jeff Hayes (8) vs. East Carolina, 1981
Season: 188 by Don McCauley (126), Ken Craven (62), 1970

MOST TWO-POINT CONVERSIONS

Game: 2 by Emil DeCantis vs. Virginia, 1958
Season: 3 by Emil DeCantis, 1958
Career: 4 by Dick Oliver, 1972-74



CAROLINA FOOTBALL RECORD BOOK

RUSHING YARDS

CAREER

Rk.	Name, Years	Yards
1.	Amos Lawrence, 1977-80	4,391
2.	Mike Voight, 1973-76	3,971
3.	Leon Johnson, 1993-96	3,693
4.	Kelvin Bryant, 1979-82	3,267
5.	Don McCauley, 1968-70	3,172
6.	Ethan Horton, 1981-84	3,074
	Natrone Means, 1990-92	3,074
8.	Charlie Justice, 1946-49	2,634
9.	Tyrone Anthony, 1980-82	2,516
10.	Curtis Johnson, 1992-94	1,999
11.	Ken Willard, 1962-64	1,949
12.	James Betterson, 1973-75	1,903
13.	Ike Oglesby, 1970-72	1,773
14.	Jacque Lewis, 2001-04	1,746
15.	Doug Paschal, 1976-79	1,714
16.	Hosea Rodgers, 1943-48	1,662
17.	Billy Johnson, 1976-80	1,654
18.	Derrick Fenner, 1985-86	1,643
19.	Ronnie McGill, 2003-present	1,603
20.	Jonathan Linton, 1994-97	1,573

SEASON

Rk.	Name, Year	Yards
1.	Don McCauley, 1970	1,720
2.	Mike Voight, 1976	1,407
3.	Mike Voight, 1975	1,250
	Derrick Fenner, 1986	1,250
5.	Ethan Horton, 1984	1,247
6.	Amos Lawrence, 1977	1,211
7.	Natrone Means, 1992	1,195
8.	Kennard Martin, 1988	1,146
9.	Amos Lawrence, 1980	1,118
10.	Ethan Horton, 1983	1,107

GAME

Rk.	Name, Opponent, Year	Yards
1.	Derrick Fenner vs. Virginia, 1986	328
2.	Kennard Martin vs. Duke, 1988	291
3.	Amos Lawrence vs. Virginia, 1977	286
4.	Don McCauley vs. Duke, 1970	279
5.	Mike Voight vs. Duke, 1976	261
6.	Natrone Means vs. Duke, 1990	256
7.	Natrone Means vs. Maryland, 1992	249
8.	Kelvin Bryant vs. Duke, 1981	247
9.	Ronnie McGill vs. Wake Forest, 2003	244
10.	Tyrone Anthony vs. Duke, 1983	232
11.	Mike Voight vs. Clemson, 1975	228
12.	Tyrone Anthony vs. Wake Forest, 1981	224
13.	Amos Lawrence vs. NC State, 1977	216
14.	Derrick Fenner vs. The Citadel, 1986	216
15.	Natrone Means vs. Virginia, 1992	216
16.	Amos Lawrence vs. Army, 1979	214
17.	Kelvin Bryant vs. East Carolina, 1981	211
18.	Mike Voight vs. East Carolina, 1975	209
19.	Ethan Horton vs. Memphis State, 1984	209
20.	Ethan Horton vs. Vanderbilt, 1982	201

RUSHING ATTEMPTS

CAREER

Rk.	Name, Years	Attempts
1.	Amos Lawrence, 1977-80	881
2.	Mike Voight, 1973-76	826
3.	Leon Johnson, 1993-96	797
4.	Natrone Means, 1990-92	605
5.	Ethan Horton, 1981-84	604

SEASON

Rk.	Name, Year	Attempts
1.	Don McCauley, 1970	324
2.	Mike Voight, 1976	315

RUSHING

3.	Mike Voight, 1975	259
4.	Jonathan Linton, 1997	248
5.	Leon Johnson, 1996	242
6.	Ethan Horton, 1984	238
7.	Natrone Means, 1992	236
8.	Amos Lawrence, 1978	234
9.	Amos Lawrence, 1980	229
10.	Ken Willard, 1964	228
	Kelvin Bryant, 1982	228

GAME

Rk.	Name, Opponent, Year	Attempts
1.	Don McCauley vs. Duke, 1970	47
	Mike Voight vs. Duke, 1976	47
3.	Mike Voight vs. East Carolina, 1975	42
4.	Ike Oglesby vs. Illinois 1971	39
	Mike Voight vs. NC State, 1975	39
	Ethan Horton vs. Memphis State, 1984	39
	Derrick Fenner vs. Virginia, 1986	39
	Kennard Martin vs. Duke, 1988	39

RUSHING TOUCHDOWNS

CAREER

Rk.	Name, Years	TDs
1.	Leon Johnson, 1993-96	43
2.	Mike Voight, 1973-76	42
3.	Natrone Means, 1990-92	34
4.	Kelvin Bryant, 1979-82	32
5.	Don McCauley, 1968-70	29
6.	Charlie Justice, 1946-49	28
	Amos Lawrence, 1977-80	28
8.	Ethan Horton, 1981-84	22
9.	Curtis Johnson, 1992-94	20
10.	Tyrone Anthony, 1980-82	19

SEASON

Rk.	Name, Year	TDs
1.	Don McCauley, 1970	19
2.	Mike Voight, 1976	18
3.	Kelvin Bryant, 1981	17
4.	Leon Johnson, 1993	14
5.	Natrone Means, 1992	13

GAME

Rk.	Name, Opponent, Year	TDs
1.	Kelvin Bryant vs. ECU, 1981	6

YARDS PER RUSH

CAREER

(MIN. 150 RUSHES)	RUSHES	AVG
1.	Ed Sutton, 1954-56	193-1334 . . . 6.9

(MIN. 300 RUSHES)	RUSHES	AVG
1.	Curtis Johnson, 1992-94	353-1999 . . . 5.7


SEASON

(MIN. 100 RUSHES)	RUSHES	AVG
1.	Charlie Justice, 1946	131 7.2
2.	Kelvin Bryant, 1981	152 6.7
3.	Amos Lawrence, 1977	193 6.3
4.	Derrick Fenner, 1986	200 6.3
5.	Ed Sutton, 1956	120 6.2
6.	Lewis Jolley, 1971	117 6.1
7.	Curtis Johnson, 1993	173 6.0
8.	Kennard Martin, 1988	193 5.9
9.	Tyrone Anthony, 1982	118 5.9
10.	Kelvin Bryant, 1980	177 5.9

GAME

(MIN. 15 RUSHES)	RUSHES	AVG
1.	Kelvin Bryant vs. ECU, 1981	19-211 . . . 11.1

Amos Lawrence



CAROLINA'S TOP FIVE CAREER RUSHERS

1. AMOS LAWRENCE

Year	Carries	Yards	Avg.	TD
1977	193	1211	6.3	6
1978	234	1043	4.5	2
1979	225	1019	4.5	9
1980	229	1118	4.9	11
Totals	881	4391	5.0	28

2. MIKE VOIGHT

Year	Carries	Yards	Avg.	TD
1973	49	281	5.7	2
1974	203	1033	5.1	11
1975	259	1250	4.8	11
1976	315	1407	4.5	18
Totals	826	3971	4.8	42

3. LEON JOHNSON

Year	Carries	Yards	Avg.	TD
1993	179	1012	5.7	14
1994	151	805	5.3	7
1995	225	963	4.3	12
1996	242	913	3.8	10
Totals	797	3693	4.6	43

4. KELVIN BRYANT

Year	Carries	Yards	Avg.	TD
1979	42	149	3.5	1
1980	177	1039	5.9	11
1981	152	1015	6.7	17
1982	228	1064	4.7	3
Totals	599	3267	5.5	32

5. DON MCCAULEY

Year	Carries	Yards	Avg.	TD
1968	75	360	4.8	2
1969	204	1092	5.4	8
1970	324	1720	5.3	19
Totals	603	3172	5.3	29



CAROLINA FOOTBALL RECORD BOOK

RUSHING

MISCELLANEOUS RUSHING RECORDS

SINGLE-SEASON TEAM BESTS

Most Rushes: 732 in 1970
Most Yards: 3,137 in 1970
Most Yards Gained Per Game: 285.2 in 1970 (3,137 in 11)
Highest Average Gain Per Rush (Min. 400 Rushes): 5.2 in 1946 (447 for 2,327)
Most Touchdowns Rushing: 39 in 1993

SINGLE-SEASON YARDAGE LEADERS BY CLASS

Freshman: 1,211 by Amos Lawrence, 1977
Sophomore: 1,250 by Derrick Fenner, 1986
Junior: 1,250 by Mike Voight, 1975
Senior: 1,720 by Don McCauley, 1970

SINGLE-GAME TEAM BESTS

Most Rushes: 82 vs. N.C. State, 1961; vs. Clemson, 1969
Most Rushes, Both Teams: 134 vs. South Carolina, 1974 (UNC 54, South Carolina 80)
Fewest Rushes: 17 vs. Clemson, 1992; vs. Georgia Tech, 2001
Fewest Rushes, Both Teams: 59 vs. Wake Forest, 1997 (UNC 36, Wake Forest 23)
Most Yards Gained: 555 vs. Virginia, 1943
Most Yards Gained, Both Teams: 737 vs. South Carolina, 1974 (UNC 269, South Carolina 468)
Fewest Yards Gained: -28 vs. Florida State, 1997
Fewest Yards Gained, Both Teams: 21 vs. Louisville, 1996 (UNC 20, Louisville 1)
Most Yards Gained in a Loss: 406 vs. Duke, 1988 (29-35)
Fewest Yards Gained in a Win: 13 vs. Duke, 1984 (17-15)
Highest Average Gain Per Rush (Min. 50 Rushes): 9.64 vs. The Citadel, 1939 (50 for 482)
Most Touchdowns Scored by Rushing: 8 vs. East Carolina, 1981

SINGLE-GAME YARDAGE LEADERS BY CLASS

Freshman: 286 by Amos Lawrence vs. Virginia, 1977
Sophomore: 328 by Derrick Fenner vs. Virginia, 1986
Junior: 249 by Natrone Means vs. Maryland, 1992
Senior: 279 by Don McCauley vs. Duke, 1970

MOST RUSHES

Quarter: 16 by Ethan Horton vs. Memphis State, 1984 (3rd); 16 by Ethan Horton vs. Maryland, 1984 (1st)
Half: 30 by Don McCauley vs. Duke, 1970 (1st)
Game: 47 by Don McCauley vs. Duke, 1970; 47 by Mike Voight vs. Duke, 1976
Season: 324 by Don McCauley, 1970
Career: 881 by Amos Lawrence, 1977-80

MOST RUSHES PER GAME

Season: 29.5 by Don McCauley, 1970 (324 in 11)
Career: 20.5 by Amos Lawrence, 1977-80 (881 in 43)

MOST RUSHES BY A FRESHMAN

Game: 37 by Natrone Means vs. Duke, 1990
Season: 193 by Amos Lawrence, 1977

MOST CONSECUTIVE RUSHES BY SAME PLAYER

Game: 12 by Williams Humes vs. Memphis State, 1983

MOST RUSHES IN TWO CONSECUTIVE GAMES

79 by Don McCauley vs. Clemson (32) and Duke (47), 1970

MOST YARDS GAINED

Quarter: 134 by Torin Dorn vs. Illinois, 1987 (3rd)
Half: 224 by Ronnie McGill vs. Wake Forest, 2003 (2nd)
Game: 328 by Derrick Fenner vs. Virginia, 1986
Season: 1,720 by Don McCauley, 1970
Career: 4,391 by Amos Lawrence, 1977-80

MOST YARDS GAINED PER GAME

Season: 156.4 by Don McCauley, 1970 (1720 in 11)
Career: 102.3 by Don McCauley, 1968-70 (3172 in 31)

MOST YARDS GAINED BY A QUARTERBACK

Game: 174 by Ricky Lanier vs. VMI, 1969
Season: 541 by Jim Lalanne, 1940
Career: 1,249 by Ronald Curry, 1998-2001

MOST GAMES GAINING 100 YARDS OR MORE

Season: 10 by Don McCauley, 1970
Career: 23 by Amos Lawrence, 1977-80
Freshman: 6 by Amos Lawrence, 1977

MOST CONSECUTIVE GAMES GAINING 100 YARDS OR MORE

8 by Don McCauley (last five games of 1969 and first three of 1970)

MOST GAMES GAINING 200 YARDS OR MORE

Season: 2 by Mike Voight, 1975; by Amos Lawrence, 1977; by Kelvin Bryant, 1981; by Derrick Fenner, 1986; by Natrone Means, 1992
Career: 3 by Mike Voight, 1973-76; by Amos Lawrence, 1977-80; by Natrone Means, 1990-92

MOST YARDS GAINED, TWO, THREE, FOUR AND FIVE CONSECUTIVE GAMES

2 Games: 463 by Don McCauley, 1970 (184 vs. Clemson and 279 vs. Duke)
3 Games: 612 by Mike Voight, 1976 (161 vs. Clemson, 190 vs. Virginia and 261 vs. Duke)
4 Games: 740 by Mike Voight, 1975 (155 vs. NC State, 209 vs. East Carolina, 148 vs. Wake Forest and 228 vs. Clemson)
5 Games: 909 by Mike Voight, 1975 (169 vs. Notre Dame, 155 vs. NC State, 209 vs. East Carolina, 148 vs. Wake Forest and 228 vs. Clemson)

MOST SEASONS GAINING 1,000 YARDS OR MORE

4 by Amos Lawrence (1977, 1978, 1979 and 1980)

MOST YARDS GAINED BY TWO PLAYERS, SAME TEAM

Game: 400 by Derrick Fenner (328) & James Thompson (72) vs. Virginia, 1986
Season: 2,282 by Don McCauley (1,720) & Ike Oglesby (562), 1970

MOST YARDS GAINED IN FIRST GAME OF CAREER

109 by Derrick Fenner vs. Wake Forest, 1985

MOST YARDS GAINED IN OPENING GAME OF SEASON

216 by Derrick Fenner vs. The Citadel, 1986 (Overall Record)
 102 by Charlie Justice vs. Virginia Tech, 1946 (Freshman Record)

MOST CAREER YARDS GAINED AGAINST ONE OPPONENT

635 by Amos Lawrence vs. Virginia, 1977-80 (286, 131, 123, 95); 635 by Kelvin Bryant vs. Duke, 1979-82 (29, 199, 247, 160)

MOST TOUCHDOWNS SCORED BY RUSHING

Game: 6 by Kelvin Bryant vs. East Carolina, 1981

Season: 19 by Don McCauley, 1970
Career: 43 by Leon Johnson, 1993-96

MOST TOUCHDOWNS SCORED RUSHING BY A QUARTERBACK

Season: 9 by Chris Kupec, 1974
Career: 13 by Ronald Curry, 1998-2001

MOST YARDS GAINED AS A FRESHMAN

Game: 286 by Amos Lawrence vs. Virginia, 1977
Season: 1,211 by Amos Lawrence, 1977

LONGEST RUN FROM SCRIMMAGE

Senior: 95 yards by S.A. Ashe vs. Trinity, 1891
Junior: 83 yards by Tyrone Anthony vs. Army, 1982
Sophomore: 90 yards by Curtis Johnson vs. Maryland, 1993
Freshman: 76 yards by Natrone Means vs. Duke, 1990; 76 yards by Curtis Johnson vs. Clemson, 1992
Quarterback: 86 yards by George Stirnweiss vs. The Citadel, 1939

LONGEST TOUCHDOWN RUN & LONGEST RUN IN KENAN STADIUM

90 yards by Curtis Johnson vs. Maryland, 1993

HIGHEST AVERAGE GAIN PER RUSH

Game: (Min. 15 rushes) 11.1 by Kelvin Bryant vs. East Carolina, 1981 (19 for 211)
Season: (Min. 100 rushes) 7.2 by Charlie Justice, 1946 (131 for 943); (Min. 200 rushes) 6.3 by Derrick Fenner, 1986 (200 for 1250)
Career: (Min. 150 rushes) 6.9 by Ed Sutton, 1954-56 (193 for 1334); (Min. 300 rushes) 5.7 by Curtis Johnson, 1992-94 (353 for 1999)

TWO PLAYERS GAINING 1,000 YARDS, SAME SEASON

James Betterson (1,082) and Mike Voight (1,033), 1974
 Amos Lawrence (1,118) and Kelvin Bryant (1,039), 1980
 Ethan Horton (1,107) and Tyrone Anthony (1,063), 1983
 Curtis Johnson (1,034) and Leon Johnson (1,012), 1993

MOST YARDS GAINED BY TWO OPPOSING PLAYERS IN SAME GAME

448 by Kennard Martin (291) of North Carolina and Roger Boone (157) of Duke, 1988

MOST YARDS GAINED BY A FRESHMAN IN SEASON OPENER

102 by Charlie Justice, Virginia Tech, 1946

HIGHEST AVERAGE YARDS PER TOUCHDOWN RUN

Season (min. 10 TDs): 31.3 by Curtis Johnson, 1993 (11 TDs for 344 yards)
Career (min. 25 TDs): 22.0 by Charlie Justice, 1946-49 (28 for 615)



CAROLINA FOOTBALL RECORD BOOK

100-YARD RUSHING GAMES

YEAR YARDS, NAME, OPPONENT

2005 129 Barrington Edwards vs. NC State
118 Ronnie McGill vs. Virginia
146 Ronnie McGill vs. Duke

2004 133 Ronnie McGill vs. William & Mary
123 Jacque Lewis vs. William & Mary
161 Jacque Lewis vs. Georgia Tech
175 Chad Scott vs. Miami
122 Chad Scott vs. Virginia Tech
144 Chad Scott vs. Duke

2003 110 Darian Durant vs. Clemson
244 Ronnie McGill vs. Wake Forest

2002 102 Jacque Lewis vs. Duke

2001 102 Willie Parker vs. Maryland
147 Andre' Williams vs. Virginia
131 * Willie Parker vs. Auburn (Peach)

2000 158 Willie Parker vs. Maryland
105 Ronald Curry vs. Duke

1999 110 Anthony Saunders vs. Georgia Tech
1998 143 Rufus Brown vs. Wake Forest
1997 121 Jonathan Linton vs. Indiana
138 Jonathan Linton vs. Georgia Tech
177 Jonathan Linton vs. NC State
199 Jonathan Linton vs. Duke

1996 100 Leon Johnson vs. Georgia Tech
101 Leon Johnson vs. Wake Forest
109 Leon Johnson vs. Clemson
167 Leon Johnson vs. Duke

1995 102 Jonathan Linton vs. Maryland
139 Leon Johnson vs. NC State
167 Leon Johnson vs. Wake Forest
195 * Leon Johnson vs. Arkansas (Carquest)

1994 110 Leon Johnson vs. Georgia Tech
111 Curtis Johnson vs. Georgia Tech
123 Curtis Johnson vs. Wake Forest
133 Leon Johnson vs. NC State
140 Leon Johnson vs. Duke

1993 101 Leon Johnson vs. Maryland
106 Leon Johnson vs. UTEP
119 Leon Johnson vs. Wake Forest
132 Curtis Johnson vs. Wake Forest
142 Leon Johnson vs. Duke
144 Curtis Johnson vs. Ohio University
147 Leon Johnson vs. Ohio University
153 Curtis Johnson vs. NC State
168 Curtis Johnson vs. Maryland

1992 102 Natrone Means vs. Army
104 Jason Stanicek vs. Furman
112 Natrone Means vs. Wake Forest
112 Natrone Means vs. Navy
121 Natrone Means vs. Georgia Tech
216 Natrone Means vs. Virginia
249 Natrone Means vs. Maryland
128 * Natrone Means vs. Miss. State (Peach)

1991 101 William Henderson vs. Maryland
101 Natrone Means vs. Maryland
106 Randy Jordan vs. Cincinnati
108 Randy Jordan vs. Duke
144 Natrone Means vs. South Carolina
153 Randy Jordan vs. William & Mary
167 Natrone Means vs. Wake Forest
181 Natrone Means vs. Duke

1990 111 Natrone Means vs. Maryland
114 Eric Blount vs. Kentucky
134 Natrone Means vs. Wake Forest
256 Natrone Means vs. Duke

1989 102 Eric Blount vs. VMI
117 Aaron Staples vs. Wake Forest

1988 116 Kennard Martin vs. Clemson
160 Kennard Martin vs. Louisville
177 Kennard Martin vs. Maryland
291 Kennard Martin vs. Duke

1987 116 Torin Dorn vs. Virginia

127 Eric Starr vs. Navy
129 Eric Starr vs. NC State
165 Torin Dorn vs. Illinois

1986 101 * Torin Dorn vs. Arizona (Aloha)
102 Eric Starr vs. NC State
113 Derrick Fenner vs. Georgia Tech
173 Derrick Fenner vs. Maryland
184 Eric Starr vs. Duke
328 Derrick Fenner vs. Virginia
216 Derrick Fenner vs. The Citadel

1985 104 William Humes vs. VMI
109 Derrick Fenner vs. Wake Forest
109 William Humes vs. Virginia
134 William Humes vs. Clemson
150 Derrick Fenner vs. NC State

1984 209 Ethan Horton vs. Memphis State
122 Ethan Horton vs. NC State
126 Ethan Horton vs. Maryland
133 Ethan Horton vs. Clemson
141 Ethan Horton vs. Wake Forest
156 William Humes vs. NC State
162 Ethan Horton vs. Boston College
209 Ethan Horton vs. Memphis State

1983 107 Ethan Horton vs. Duke
111 Ethan Horton vs. NC State
113 Ethan Horton vs. Georgia Tech
114 Ethan Horton vs. South Carolina
116 Ethan Horton vs. Wake Forest
119 Eddie Colson vs. Wake Forest
130 Tyrone Anthony vs. NC State
137 Ethan Horton vs. Memphis State
141 Ethan Horton vs. William & Mary
146 Tyrone Anthony vs. Virginia
157 Tyrone Anthony vs. Wake Forest
161 William Humes vs. Miami (Ohio)
232 Tyrone Anthony vs. Duke

1982 119 * Ethan Horton vs. Texas (Sun)
107 Kelvin Bryant vs. NC State
110 Ethan Horton vs. Georgia Tech
130 Kelvin Bryant vs. Maryland
136 Tyrone Anthony vs. Army
142 Kelvin Bryant vs. Wake Forest
149 Kelvin Bryant vs. Bowling Green
150 Kelvin Bryant vs. Virginia
160 Kelvin Bryant vs. Duke
179 Tyrone Anthony vs. Wake Forest
201 Ethan Horton vs. Vanderbilt

1981 136 Kelvin Bryant vs. Miami (Ohio)
158 Bobby Ratliff vs. Wake Forest
171 Kelvin Bryant vs. Virginia
173 Kelvin Bryant vs. Boston College
183 Tyrone Anthony vs. NC State
224 Tyrone Anthony vs. Wake Forest
211 Kelvin Bryant vs. East Carolina
247 Kelvin Bryant vs. Duke
144 * Ethan Horton vs. Arkansas (Gator)
148 * Kelvin Bryant vs. Arkansas (Gator)

1980 102 Amos Lawrence vs. Georgia Tech
103 Amos Lawrence vs. Maryland
105 Kelvin Bryant vs. Furman
106 Amos Lawrence vs. Oklahoma
107 Kelvin Bryant vs. East Carolina
108 Kelvin Bryant vs. NC State
111 Kelvin Bryant vs. Virginia
112 Kelvin Bryant vs. Georgia Tech
112 Amos Lawrence vs. Clemson
119 Amos Lawrence vs. Furman
138 Amos Lawrence vs. East Carolina
138 Kelvin Bryant vs. Clemson
143 Amos Lawrence vs. Duke
199 Kelvin Bryant vs. Duke
104 * Amos Lawrence vs. Texas (Bluebonnet)

1979 111 Doug Paschal vs. Cincinnati

117 Doug Paschal vs. NC State
118 Billy Johnson vs. Maryland
123 Amos Lawrence vs. Virginia
139 Amos Lawrence vs. South Carolina
143 Amos Lawrence vs. Cincinnati
151 Doug Paschal vs. East Carolina
165 Amos Lawrence vs. Duke
214 Amos Lawrence vs. Army
118 * Amos Lawrence vs. Michigan (Gator)

1978 100 Chuck Sharpe vs. Virginia
131 Amos Lawrence vs. Virginia
151 Amos Lawrence vs. Richmond
155 Amos Lawrence vs. South Carolina
167 Amos Lawrence vs. Duke
180 Amos Lawrence vs. Wake Forest
101 Amos Lawrence vs. Northwestern
109 Amos Lawrence vs. Wake Forest
138 Amos Lawrence vs. Duke
150 Amos Lawrence vs. Clemson
216 Amos Lawrence vs. NC State
286 Amos Lawrence vs. Virginia

1976 261 Mike Voight vs. Duke
112 Mike Voight vs. East Carolina
142 Mike Voight vs. Florida
161 Mike Voight vs. Clemson
168 Mike Voight vs. Army
190 Mike Voight vs. Virginia
261 Mike Voight vs. Duke

1975 155 Mike Voight vs. NC State
209 Mike Voight vs. East Carolina
103 James Betterson vs. Virginia
106 James Betterson vs. Ohio State
148 Mike Voight vs. Wake Forest
155 Mike Voight vs. NC State
169 Mike Voight vs. Notre Dame
228 Mike Voight vs. Clemson
209 Mike Voight vs. East Carolina

1974 102 Mike Voight vs. Ohio University
105 James Betterson vs. Georgia Tech
111 Mike Voight vs. NC State
113 Mike Voight vs. Pittsburgh
113 James Betterson vs. South Carolina
129 James Betterson vs. Clemson
134 James Betterson vs. Ohio University
146 Mike Voight vs. Virginia
172 Mike Voight vs. Army

1973 130 Sammy Johnson vs. East Carolina
168 Sammy Johnson vs. William & Mary
171 Sammy Johnson vs. Wake Forest

1972 104 Sammy Johnson vs. East Carolina
111 Tim Kirkpatrick vs. Clemson
119 Ike Oglesby vs. East Carolina
126 Ike Oglesby vs. Kentucky

1971 105 Lewis Jolley vs. Clemson
110 Ike Oglesby vs. Maryland
126 Ike Oglesby vs. Richmond
146 Billy Hite vs. William & Mary
159 Lewis Jolley vs. Duke
167 Lewis Jolley vs. Virginia
167 Ike Oglesby vs. Illinois

1970 279 Don McCauley vs. Duke
106 Ike Oglesby vs. VMI
110 Ike Oglesby vs. NC State
123 Don McCauley vs. Maryland
125 Don McCauley vs. Wake Forest
127 Don McCauley vs. VMI
145 Don McCauley vs. Virginia
148 Don McCauley vs. Tulane
160 Don McCauley vs. Kentucky
171 Don McCauley vs. NC State
183 Don McCauley vs. South Carolina
184 Don McCauley vs. Clemson
279 Don McCauley vs. Duke



CAROLINA FOOTBALL RECORD BOOK

100-YARD RUSHING GAMES

1969	143 * Don McCauley vs. Arizona State (Peach)
	112 Don McCauley vs. Clemson
	132 Don McCauley vs. Vanderbilt
	133 Don McCauley vs. VMI
	138 Don McCauley vs. Duke
	145 Don McCauley vs. Virginia
	174 Ricky Lanier vs. VMI
	188 Don McCauley vs. Wake Forest
1968	173 Gayle Bomar vs. Wake Forest
1967	117 Gayle Bomar vs. Maryland
1965	102 Danny Talbott vs. Georgia
	127 Max Chapman vs. Ohio State
1964	107 Ken Willard vs. Duke
	109 Ken Willard vs. NC State
	116 Ken Willard vs. Wake Forest
	121 Ken Willard vs. Virginia
	139 Ken Willard vs. South Carolina
	172 Eddie Kesler vs. Duke
1963	112 Ken Willard vs. Miami (Fla.)
1962	113 Ken Willard vs. Clemson
1961	100 Gib Carson vs. Maryland
	121 Gib Carson vs. Tennessee
1959	126 Wade Smith vs. Virginia
1958	123 Wade Smith vs. Wake Forest
	131 Ed Sutton vs. Duke
	136 Ed Sutton vs. Virginia
	136 Ed Sutton vs. Notre Dame
1955	138 Ed Sutton vs. South Carolina
1954	102 Don Klochak vs. Virginia
	110 Connie Gravitte vs. Tulane
	124 Don Klochak vs. South Carolina
	127 Ed Sutton vs. Wake Forest
1953	100 Ken Keller vs. Notre Dame
	101 Dick Lackey vs. Notre Dame
1952	120 Flo Worrell vs. South Carolina
1951	109 Dick Wiess vs. Georgia
1950	152 Dick Bunting vs. William & Mary
1949	102 Charlie Justice vs. Wake Forest
	116 Billy Hayes vs. Duke
	107 * Billy Hayes vs. Rice (Cotton)
1948	105 Hosea Rodgers vs. Duke
	106 Charlie Justice vs. Georgia
	120 Charlie Justice vs. Duke
	159 Charlie Justice vs. Virginia
1947	106 Charlie Justice vs. Maryland
	112 Hosea Rodgers vs. Florida
	123 Charlie Justice vs. NC State
	135 Walt Pupa vs. Maryland
	141 Charlie Justice vs. Virginia
1946	102 Charlie Justice vs. Virginia Tech
	109 Charlie Justice vs. Tennessee
	128 Walt Pupa vs. Virginia
	139 Charlie Justice vs. Wake Forest
	163 Charlie Justice vs. Miami (Fla.)
	169 Charlie Justice vs. Virginia
1945	108 Bobby Oliphant vs. Virginia Tech
	119 Bob Warren vs. Virginia
1943	108 Hosea Rodgers vs. Virginia
	126 Eddie Teague vs. South Carolina
	155 George Grimes vs. Virginia
	165 Hosea Rodgers vs. Penn
1942	100 Joe Austin vs. Duquesne
	120 Bill Sigler vs. Virginia
1940	100 Jim Lalanne vs. Appalachian State
	105 Frank O'Hare vs. Davidson
	116 Jim Lalanne vs. TCU
1939	110 Jim Lalanne vs. The Citadel
	169 George Stirnweiss vs. The Citadel
1937	115 Art Ditt vs. Virginia
1936	100 Tom Burnette vs. Wake Forest
	101 Jim Hutchins vs. Virginia
	103 Randy Cooner vs. Virginia
	105 Art Ditt vs. NYU

	130 Jim Hutchins vs. South Carolina
1934	109 Harry Montgomery vs. Davidson
1931	116 Rip Slusser vs. Georgia Tech
	* denotes bowl games

MOST CAREER 100-YARD GAMES

Rk.	Name	Number
1.	Amos Lawrence	25
2.	Kelvin Bryant	19
3.	Don McCauley	17
	Ethan Horton	17
5.	Mike Voight	16
6.	Leon Johnson	15
7.	Natrone Means	14
8.	Charlie Justice	12

MOST 100-YARD GAMES VS. ACC TEAMS

Team	No.	Most Recently
Virginia	35	Ronnie McGill, 2005 (118)
Wake Forest	33	Ronnie McGill, 2003 (244)
Duke	32	Ronnie McGill, 2005, (146)
NC State	23	Barrington Edwards, 2005 (129)
Maryland	20	Willie Parker, 2001 (102)
Clemson	16	Darian Durant, 2003 (110)
Georgia Tech	14	Jacque Lewis, 2004 (161)
Miami	3	Chad Scott, 2004 (175)
Virginia Tech	3	Chad Scott, 2004 (122)
Boston College	2	Ethan Horton, 1984 (162)
Florida State	0	-

LONGEST RUNS

Rk.	Year	Player	Opp.	Yds.
1.	1891	S.A. Ashe	Trinity	95
2.	1993	Curtis Johnson	Maryland	90*
3.	1905	L.F. Abernethy	VMI	87*
4.	1939	George Stirnweiss	The Citadel	86*
5.	1931	Rip Slusser	Georgia Tech	85*
6.	1976	Mike Voight	Clemson	84*
7.	1982	Tyrone Anthony	Army	83*
8.	1980	Kelvin Bryant	Virginia	81*
9.	1895	Sam Nicklin	NC State	80*
	1902	G.R. Berkeley	Davidson	80
	1948	Charlie Justice	Virginia	80*
	1950	Dick Bunting	William & Mary	80*
	1969	Don McCauley	VMI	80*
14.	1984	Ethan Horton	Boston College	79*
15.	1922	Red Johnston	Maryland	78*
	1950	Dick Bunting	NC State	78*
17.	1932	Bill Croom	Virginia	77*
	1954	Ed Sutton	Wake Forest	77*
	2001	Willie Parker	Maryland	77*
20.	1947	Hosea Rodgers	Florida	76*
	1990	Natrone Means	Duke	76*
	1992	Natrone Means	Maryland	76*
	1992	Curtis Johnson	Clemson	76*
24.	1893	Eugene Denson	Wash. & Lee	75*
	1896	F.J. Haywood	Guilford	75*
	1899	Herman Koehler	NC State	75
	1903	John Donnelly	Oak Ridge	75*
	1993	Curtis Johnson	Wake Forest	75*
29.	1946	Charlie Justice	Tennessee	74*

* denotes touchdowns

SINGLE-GAME RUSHING HIGHS & LOWS

SINGLE-GAME HIGHS, CAROLINA RUSHING ATTEMPTS

82 vs. N.C. State, 1961
82 vs. Clemson, 1969
81 vs. N.C. State, 1971
78 vs. Virginia, 1959
78 vs. N.C. State, 1970
77 vs. South Carolina, 1970
76 vs. Pittsburgh, 1974
75 vs. Northwestern, 1976
75 vs. Virginia, 1979
75 vs. Vanderbilt, 1982

SINGLE-GAME LOWS, CAROLINA RUSHING ATTEMPTS

17 vs. Clemson, 1992
17 vs. Georgia Tech, 2001
19 vs. Duke, 1943 (first game)
20 vs. Wake Forest, 1944
20 vs. Duke, 1945
21 vs. Army, 1944
22 vs. Tulane, 1939
22 vs. Duke, 2003
22 vs. Louisville, 2004
22 vs. Virginia Tech, 2005

SINGLE-GAME HIGHS, OPPONENTS RUSHING ATTEMPTS

83 by Oklahoma, 1980
80 by South Carolina, 1974
77 by Notre Dame, 1953
77 by Oklahoma, 1955
77 by N.C. State, 1978
76 by Oklahoma, 1956
73 by Georgia, 1956
72 by Wake Forest, 1971

71 by Ohio State, 1975
71 by Duke, 1979
71 by Oklahoma, 1987
71 by Oklahoma, 1988

SINGLE-GAME LOWS, OPPONENTS RUSHING ATTEMPTS

7 by Virginia, 1943
14 by Virginia, 1935
18 by South Carolina, 1943
18 by NC State, 1961
18 by Virginia, 2001
19 by Georgia Tech, 1945
19 by Duke, 1993
19 by Georgia Tech, 1994
19 by Wake Forest, 1996

SINGLE-GAME HIGHS, CAROLINA RUSHING YARDS

555 vs. Virginia, 1943
482 vs. The Citadel, 1939
472 vs. Duke, 1970
467 vs. Wake Forest, 1981
457 vs. VMI, 1969
451 vs. Virginia, 1986
440 vs. Wake Forest, 1983
432 vs. Duke, 1980
432 vs. Ohio University, 1993
428 vs. Virginia, 1937

SINGLE-GAME LOWS, CAROLINA RUSHING YARDS

-28 vs. Florida State, 1997
-22 vs. Fordham, 1941
-21 vs. Duke, 1943 (first game)

-19 vs. Virginia, 1950
-8 vs. Duke, 1944
-6 vs. Clemson, 1989
1 vs. Georgia, 1955
6 vs. Yale, 1944
9 vs. Army, 1944
11 vs. Clemson, 1994
11 vs. Virginia, 1996

SINGLE-GAME HIGHS, OPPONENTS RUSHING YARDS

495 by Oklahoma, 1980
490 by Notre Dame, 1953
472 by Michigan State, 1962
468 by South Carolina, 1974
455 by Mississippi State, 1974 Sun Bowl
430 by Ohio State, 1972
428 by Georgia, 1931
421 by Wake Forest, 1968
411 by Texas, 1951
410 by Missouri, 1976

SINGLE-GAME LOWS, OPPONENTS, RUSHING YARDS

-33 by Virginia, 1935
-27 by Wake Forest, 1937
-22 by The Citadel, 1939
-12 by Duke, 1947
-6 by Wake Forest, 1935
-2 by Wake Forest, 2000
1 by Louisville, 1996
2 by Virginia, 1937
3 by Clemson, 1993
5 by Virginia, 1943



PASSING YARDS

CAREER

Rk.	Name, Years	Yards
1.	Darian Durant, 2001-04	8,755
2.	Ronald Curry, 1998-2001	4,987
3.	Jason Stanicek, 1991-94	4,683
4.	Mike Thomas, 1991-95	4,368
5.	Matt Kupec, 1976-79	3,840
6.	Chris Keldorf, 1996-97	3,795
7.	Mark Maye, 1984, 1986-87	3,459
8.	Kevin Anthony, 1983-85	3,412
9.	Scott Stankavage, 1980-83	3,363
10.	Oscar Davenport, 1995-98	3,090
11.	Matt Baker, 2002-05	2,968
12.	Rod Elkins, 1979-82	2,707
13.	Jack Cummings, 1957-59	2,668
14.	Jonathan Hall, 1985-89	2,431
15.	Todd Burnett, 1988-91	2,404
16.	Junior Edge, 1961-63	2,388
17.	Bill Paschall, 1973-75	2,324
18.	Charlie Justice, 1946-49	2,249
19.	Gayle Bomar, 1967-68	2,102
20.	Ray Farris Jr., 1959-61	2,076

SEASON

Rk.	Name, Year	Yards
1.	Darian Durant, 2003	2,551
2.	Mike Thomas, 1995	2,436
3.	Chris Keldorf, 1996	2,347
4.	Matt Baker, 2005	2,345
5.	Ronald Curry, 2000	2,325
6.	Darian Durant, 2004	2,238
7.	Darian Durant, 2002	2,123
8.	Mark Maye, 1987	1,965
9.	Jason Stanicek, 1993	1,878
10.	Darian Durant, 2001	1,843

GAME

Rk.	Name, Opponent, Year	Yards
1.	Darian Durant vs. Arizona State, 2002	417
2.	Chris Keldorf vs. Texas Christian, 1997	415
3.	Mark Maye vs. Georgia Tech, 1987	406
4.	Ronald Curry vs. Georgia Tech, 2000	388
5.	Darian Durant vs. Wake Forest, 2001	361
6.	Oscar Davenport vs. Georgia Tech, 1997	360
7.	Chris Keldorf vs. Maryland, 1996	340
8.	Matt Baker vs. Maryland, 2005	335
9.	Darian Durant vs. NC State, 2003	323
10.	Chris Keldorf vs. Houston, 1996	322
11.	Mark Maye vs. Duke, 1986	319
12.	Mark Maye vs. Maryland, 1986	316
13.	Darian Durant vs. Syracuse, 2003 (3OT)	316
14.	Chris Keldorf vs. NC State, 1996	315
15.	Ronald Curry vs. Clemson, 2000	314
16.	Todd Burnett vs. Maryland, 1990	312
17.	Mark Maye vs. NC State, 1986	311
18.	Ronald Curry vs. Stanford, 1998	304
19.	Kevin Anthony vs. LSU, 1985	302

PASSING RECORDS

PASSING TOUCHDOWNS

CAREER

Rk.	Name, Years	TDs
1.	Darian Durant, 2001-04	68
2.	Chris Keldorf, 1996-97	35
3.	Matt Kupec, 1976-79	33
4.	Scott Stankavage, 1980-83	30
5.	Ronald Curry, 1998-2001	28
6.	Jason Stanicek, 1991-94	26
7.	Charlie Justice, 1946-49	25
	Rod Elkins, 1979-82	25
9.	Mike Thomas, 1991-95	22
10.	Kevin Anthony, 1983-85	20
	Mark Maye, 1984-87	20

SEASON

Rk.	Name, Year	TDs
1.	Chris Keldorf, 1996	23
2.	Matt Kupec, 1979	18
	Darian Durant, 2003	18
4.	Darian Durant, 2001	17
	Darian Durant, 2004	17
6.	Scott Stankavage, 1983	16
	Darian Durant, 2002	16

GAME

Rk.	Name, Opponent, Year	TDs
1.	Kevin Anthony vs. Wake Forest, 1985	5
	Darian Durant vs. Arizona State, 2002	5

COMPLETIONS

CAREER

Rk.	Name, Years	Comp.
1.	Darian Durant, 2001-04	701
2.	Jason Stanicek, 1991-94	372
3.	Ronald Curry, 1998-2001	345
4.	Matt Kupec, 1976-79	305
	Chris Keldorf, 1996-97	305
6.	Mike Thomas, 1991-95	302
7.	Kevin Anthony, 1983-85	296
8.	Scott Stankavage, 1980-83	272
9.	Mark Maye, 1984-87	263
10.	Oscar Davenport, 1995-98	251

SEASON

Rk.	Name, Year	Comp.
1.	Darian Durant, 2003	234
2.	Chris Keldorf, 1996	201
3.	Mike Thomas, 1995	185
4.	Matt Baker, 2005	180
5.	Darian Durant, 2004	178
6.	Ronald Curry, 2000	163
7.	Scott Stankavage, 1983	147
	Darian Durant, 2002	147
8.	Kevin Anthony, 1984	146
10.	Mark Maye, 1987	143

GAME

Rk.	Name, Opponent, Year	Comp.
1.	Kevin Anthony vs. LSU, 1985	31
	Darian Durant vs. Syracuse, 2003 (3OT)	31
3.	Darian Durant vs. Virginia, 2003	27
4.	Jason Stanicek vs. NC State, 1992	26
	Oscar Davenport vs. Georgia Tech, 1997	26
	Darian Durant vs. Georgia Tech, 2003	26



Darian Durant

**CAROLINA'S TOP FIVE CAREER
PASSERS**

1. DARIAN DURANT

Year	Comp	Att	Int	Pct	Yds	TD
2001	142	223	10	.637	1843	17
2002	147	248	9	.593	2123	16
2003	234	389	10	.602	2551	18
2004	178	299	9	.595	2238	17
Totals	701	1159	38	.605	8755	68

2. JASON STANICEK

Year	Comp	Att	Int	Pct	Yds	TD
1991	54	95	4	.568	501	3
1992	83	144	7	.576	1082	4
1993	139	217	10	.641	1878	12
1994	96	166	7	.578	1222	7
Totals	372	622	28	.598	4683	26

3. RONALD CURRY

Year	Comp	Att	Int	Pct	Yds	TD
1998	66	147	7	.449	975	6
1999	54	110	10	.491	682	3
2000	163	304	12	.536	2325	11
2001	62	134	6	.463	1005	8
Totals	345	695	35	.496	4987	28

T4. MATT KUPEC

Year	Comp	Att	Int	Pct	Yds	TD
1976	52	99	3	.525	751	2
1977	59	105	8	.562	715	7
1978	71	121	5	.587	787	6
1979	123	227	9	.542	1587	18
Totals	305	552	25	.553	3840	33

T4. CHRIS KELDORF

Year	Comp	Att	Int	Pct	Yds	TD
1996	201	338	5	.595	2347	23
1997	104	181	9	.575	1448	12
Totals	305	519	14	.588	3795	35



CAROLINA FOOTBALL RECORD BOOK

PASSING RECORDS

ATTEMPTS

CAREER

Rk.	Name, Years	Attempts
1.	Darian Durant, 2001-04	1,159
2.	Ronald Curry, 1998-2001	695
3.	Jason Stanicek, 1991-94	622
4.	Mike Thomas, 1991-95	573
5.	Matt Kupec, 1976-79	552
6.	Kevin Anthony, 1983-85	528
7.	Chris Keldorf, 1996-97	519
8.	Scott Stankavage, 1980-83	497
9.	Mark Maye, 1984-87	468
10.	Matt Baker, 2002-05	426

SEASON

Rk.	Name, Years	Attempts
1.	Darian Durant, 2003	389
2.	Matt Baker, 2005	346
3.	Chris Keldorf, 1996	338
4.	Mike Thomas, 1995	332
5.	Ronald Curry, 2000	304
6.	Darian Durant, 2004	299
7.	Mark Maye, 1987	270
8.	Kevin Anthony, 1984	265
9.	Scott Stankavage, 1983	249
	Kevin Anthony, 1985	249

GAME

Rk.	Name, Opponent, Year	Attempts
1.	Kevin Anthony vs. LSU, 1985	53
2.	Jeff Beaver vs. Duke, 1966	50
3.	Darian Durant vs. Syracuse, 2003 (3OT)	44
4.	Chris Keldorf vs. Louisville, 1996	43
5.	Mike Thomas vs. Syracuse, 1995	42
	Darian Durant vs. NC State, 2003	42

COMPLETION PERCENTAGE

CAREER*

Rk.	Name, Years	Pct.
1.	Darian Durant, 2001-04	.605
2.	Oscar Davenport, 1995-98	.599
3.	Jason Stanicek, 1991-94	.598
4.	Chris Keldorf, 1996-97	.588
5.	Mark Maye, 1984, 1986-87	.562
6.	Kevin Anthony, 1983-85	.561
7.	Matt Kupec, 1976-79	.553
8.	Scott Stankavage, 1980-83	.547
9.	Paul Miller, 1969-71	.543
10.	Junior Edge, 1961-63	.541

*minimum 200 attempts

SEASON*

Rk.	Name, Year	Cmp-Att.	Pct.
1.	Chris Kupec, 1974	104-150	.693
2.	Jason Stanicek, 1993	139-217	.641
3.	Darian Durant, 2001	142-223	.637
4.	Oscar Davenport, 1997	115-183	.628
5.	Mark Maye, 1986	110-176	.625
6.	Darian Durant, 2003	234-389	.602
7.	Darian Durant, 2004	178-299	.595
8.	Chris Keldorf, 1996	201-338	.595
9.	Darian Durant, 2002	147-248	.593
10.	Scott Stankavage, 1983	147-249	.590

*minimum 100 attempts

PASSING EFFICIENCY

CAREER

Rk.	Name, Years	Yards
1.	Chris Kupec, 1972-74	160.09
2.	Chris Keldorf, 1996-97	137.05
3.	Darian Durant, 2001-04	136.74
4.	Oscar Davenport, 1995-98	132.21
5.	Paul Miller, 1969-71	130.92
6.	Jason Stanicek, 1991-94	127.84
7.	Nick Vidnovic, 1971-73	124.57
8.	Matt Kupec, 1976-79	124.35
9.	Scott Stankavage, 1980-83	123.44
10.	Mark Maye, 1984, 1986-87	122.98

SEASON*

Rk.	Name, Years	Yards
1.	Chris Kupec, 1974	174.3
2.	Darian Durant, 2001	149.3
3.	Jason Stanicek, 1993	145.8
4.	Darian Durant, 2002	145.2
5.	Mark Maye, 1986	141.3
6.	Chris Keldorf, 1996	137.3
7.	Chris Keldorf, 1997	136.6
8.	Oscar Davenport, 1997	135.5
9.	Darian Durant, 2004	135.2
10.	Jack Cummings, 1958	134.3

*minimum 100 attempts

GAME

Rk.	Name, Years	Rating
1.	Jason Stanicek vs. Maryland, 1993	263.48

MISCELLANEOUS PASSING RECORDS

SINGLE-GAME TEAM PASSING BESTS

Most Passes Attempted: 54 vs. LSU, 1985

Most Passes Attempted, Both Teams: 93 vs. Wake Forest, 1997 (UNC 42, Wake Forest 51)

Most Consecutive Passes Attempted Without a Rushing Play: 17 vs. Maryland, 1989

Fewest Passes Attempted: 0 vs. Navy, 1957

Fewest Pass Attempts, Both Teams: 1 vs. VPI, 1938 (1 by UNC, 0 by VPI)

Most Passes Completed: 32 vs. Syracuse, 2003; vs. NC State, 2003

Most Passes Completed, Both Teams: 55 vs. NC State, 2003 (UNC 32, NC State 23)

Fewest Passes Completed: 0 vs. Duke, 1932; vs. VPI, 1938; vs. Wake Forest, 1942; vs. Penn State, 1943; vs. NC State, 1955; vs. Navy, 1957

Fewest Passes Completed, Both Teams: 0 vs. Wake Forest, 1942

Highest Percentage Completed (Min. 20 Att.): 81.8 vs. William & Mary, 1983 (18 of 22)

Best Perfect Game: 11-11 vs. William & Mary, 1991

Most Pass Attempts Without an Interception: 53 vs. NC State, 2003

Most Passes Had Intercepted: 8 vs. Vanderbilt, 1932; vs. Duke, 1933

Most Yards Gained: 469 vs. NC State, 2003

Most Yards Gained, Both Teams: 892 vs. NC State, 2003 (UNC 469, NC State 423)

Fewest Yards Gained: -7 vs. Penn, 1943

Fewest Yards Gained, Both Teams: -13 vs. Penn, 1943 (-7 by UNC, -6 by Penn)

Most Yards Per Attempt (Min. 30 Att.): 12.5 vs. Georgia Tech, 2000 (31 for 388)

Most Yards Gained Per Completion (Min. 15 Comp.): 22.82 vs. Georgia Tech, 2000 (17 for 388)

SINGLE-GAME YARDAGE LEADERS BY CLASS

Freshman: 361 by Darian Durant, vs. Wake Forest, 2001

Sophomore: 417 by Darian Durant vs. Arizona State, 2002

Junior: 388 by Ronald Curry vs. Georgia Tech, 2000

Senior: 415 by Chris Keldorf vs. Texas Christian, 1997

SINGLE-SEASON TEAM BESTS

Most Yards: 3199 in 2002

Most Yards Gained Per Game: 266.6 in 2002 (3199 in 12)

Highest Average Gain Per Attempt: 9.8 in 1974 (180 for 1766)

Highest Average Gain Per Completion: 18.1 in 1946 (35 for 633)

Most Pass Attempts: 433 in 2002

Most Pass Attempts Per Game: 36.1 in 2002 (433 in 12)

Most Passes Completed: 258 in 2003

Most Completions Per Game: 21.5 in 2003 (258 in 12)

Highest Percentage Completed (Min. 150 Atts.): 67.8 in 1974 (122 of 180)

Lowest Pct. Intercepted (Min. 150 Atts.): 1.6 in 1996 (6 of 372)

Most Touchdown Passes: 25 in 1996, 2001

Most Touchdown Passes Per Game: 2.3 in 1996 (25 in 11)

Fewest Touchdown Passes: 0 in 1944

SINGLE-SEASON YARDAGE LEADERS BY CLASS

Freshman: 1,843 by Darian Durant, 2001

Sophomore: 2,123 by Darian Durant, 2002

Junior: 2,551 by Darian Durant, 2003

Senior: 2,436 by Mike Thomas, 1995

MOST PASSES ATTEMPTED

Game: 53 by Kevin Anthony vs. LSU, 1985 (completed 31)

Season: 389 by Darian Durant, 2003 (completed 234)

Career: 1159 by Darian Durant, 2001-04 (completed 701)

MOST PASSES COMPLETED

Quarter: 17 by Kevin Anthony vs. Georgia Tech, 1984 (2nd)

Half: 19 by Mark Maye vs. NC State, 1986 (2nd)

Game: 31 by Kevin Anthony vs. LSU, 1985 (53 attempts); 31 by Darian Durant vs. Syracuse, 2003 (44 attempts)

Season: 234 by Darian Durant, 2003 (389 attempts)

Career: 701 by Darian Durant, 2001-04 (1159 attempts)

MOST PASSES COMPLETED PER GAME

Season: 19.5 by Darian Durant, 2003 (234 in 12)

Career: 15.9 by Darian Durant, 2001-04 (701 in 44)

MOST PASSES COMPLETED AS A FRESHMAN

Game: 24 by Darian Durant vs. Wake Forest, 2001 (32 attempts)

Season: 142 by Darian Durant, 2001 (223 attempts)

MOST COMPLETIONS, TWO, THREE & FOUR CONSECUTIVE GAMES

2 Games: 52 by Darian Durant, 2003 (25 vs. NC State, 27 vs. Virginia)

3 Games: 72 by Chris Keldorf, 1996 (22 vs. Wake Forest, 25 vs. Maryland, 25 vs. Houston)

4 Games: 95 by Darian Durant, 2003 (31 vs. Syracuse, 12 vs. Wisconsin, 25 vs. NC State, 27 vs. Virginia)



CAROLINA FOOTBALL RECORD BOOK

PASSING RECORDS

HIGHEST PERCENTAGE OF PASSES COMPLETED

Game: (Min. 15 comp.) 81.0 by Scott Stankavage vs. William & Mary, 1983 (17 of 21)

Season: (Min. 150 atts.) 69.3 by Chris Kupec, 1974 (104 of 150)
(Min. 200 atts.) 64.1 by Jason Stanicek, 1993 (139 of 217)

Career: (Min. 150 atts.) 65.7 by Chris Kupec, 1972-74 (117 of 178)
(Min. 200 atts.) 60.5 by Darian Durant, 2001-04 (701 of 1159)

MOST PASSES HAD INTERCEPTED

Game: 6 by Chuckie Burnette vs. Duke, 1989

Season: 19 by Mike Thomas, 1995

Career: 38 by Darian Durant, 2001-04

LOWEST PERCENTAGE OF PASSES HAD INTERCEPTED

Season: (Min. 100 atts.) 1.48 by Chris Keldorf, 1996 (5 of 338)

Career: (Min. 200 atts.) 1.91 by Oscar Davenport, 1995-98 (8 of 419)

MOST YARDS GAINED

Quarter: 193 by Mark Maye vs. NC State, 1986 (4th)

Half: 296 by Mark Maye vs. Georgia Tech, 1987 (2nd)

Game: 417 by Darian Durant vs. Arizona State, 2002

Season: 2,551 by Darian Durant, 2003

Career: 8,755 by Darian Durant, 2001-04

MOST YARDS GAINED, TWO, THREE AND FOUR CONSECUTIVE GAMES

2 Games: 683 Darian Durant, 2002 (417 vs. Arizona State, 266 vs. NC State)

3 Games: 977 by Chris Keldorf, 1996 (340 vs. Maryland, 322 vs. Houston, 315 vs. NC State)

4 Games: 1,239 by Chris Keldorf, 1996 (262 vs. Wake Forest, 340 vs. Maryland, 322 vs. Houston, 315 vs. NC State)

MOST YARDS GAINED BY A FRESHMAN

Game: 361 by Darian Durant vs. Wake Forest, 2001

Season: 1,843 by Darian Durant, 2001

MOST YARDS GAINED IN OPENING GAME OF SEASON

284 by Mike Thomas vs. Syracuse, 1995

MOST YARDS GAINED PER ATTEMPT

Game: (Min. 15 atts.) 16.9 by Jason Stanicek vs. Maryland, 1993 (17 for 288); (Min. 25 atts.) 12.5 by Ronald Curry vs. Georgia Tech, 2000 (31 for 388)

Season: (Min. 100 atts.) 9.8 by Chris Kupec, 1974 (150 for 1474); (Min. 200 atts.) 8.7 by Jason Stanicek, 1993 (217 for 1878)

Career: (Min. 150 atts.) 9.0 by Chris Kupec, 1972-74 (178 for 1608); (Min. 300 atts.) 7.62 by Mike Thomas, 1991-95 (573 for 4368)

MOST CONSECUTIVE PASSES COMPLETED

One Game: 14 by Kevin Anthony vs. Wake Forest, 1985; by Jason Stanicek vs. N.C. State, 1992

Multiple Games: 15 by Darian Durant, 2001 (3 vs. Virginia, 11 vs. Clemson, 1 vs. Georgia Tech)

MOST YARDS GAINED PER COMPLETION

Game: (Min. 10 comp.) 27.2 by Mike Thomas vs. Duke, 1992 (11 for 299)

(Min. 20 comp.) 17.7 by Mark Maye vs. Georgia Tech, 1987 (23 for 406)

Season: (Min. 100 comp.) 14.4 by Darian Durant, 2002 (147 for 2123)

Career: (Min. 100 comp.) 15.7 by Jack Cummings,

1957-59 (170 for 2668); (Min. 200 comp.) 14.46 by Mike Thomas, 1991-95 ; (302 for 4368); 14.45 by Ronald Curry, 1998-2001 (345 for 4987)

MOST PASSES ATTEMPTED WITHOUT AN INTERCEPTION

Game: 42 by Darian Durant, 2003 vs. NC State

MOST CONSECUTIVE PASS ATTEMPTS WITHOUT AN INTERCEPTION

154 by Oscar Davenport, 1996-97

MOST TOUCHDOWN PASSES

Game: 5 by Kevin Anthony vs. Wake Forest, 1985; 5 by Darian Durant vs. Arizona State, 2002

Season: 23 by Chris Keldorf, 1996

Career: 68 by Darian Durant, 2001-04

MOST CONSECUTIVE GAMES THROWING A TOUCHDOWN PASS

13 by Matt Kupec (last two games of 1978 and all 11 of 1979)

MOST TOUCHDOWN PASSES BY A FRESHMAN

Game: 4 by Darian Durant vs. Wake Forest, 2001

Season: 17 by Darian Durant, 2001

LONGEST PASS PLAY

93 yards from Mark Maye to Randy Marriott vs. Georgia Tech, 1987 (TD)

LONGEST PASS PLAY IN KENAN STADIUM

78 yards from Ronald Curry to Kory Bailey vs. Georgia Tech, 2000 (TD)

HIGHEST PASSING EFFICIENCY RATING

Game: (Min. 15 att.) 263.48 by Jason Stanicek vs. Maryland, 1993

Season: (Min. 100 att.) 174.30 by Chris Kupec, 1974 (Min. 200 att.) 149.29 by Darian Durant, 2001

Career: (Min. 150 att.) 160.09 by Chris Kupec, 1972-74
(Min. 300 att.) 137.05 by Chris Keldorf, 1996-97

MOST WINS UNDER A STARTING QUARTERBACK

24 by Matt Kupec, 1976-79; by Jason Stanicek, 1991-94

MOST YARDS GAINED AGAINST ONE OPPONENT IN A CAREER

948 by Darian Durant vs. Georgia Tech (286, 231, 289, 142)

SINGLE-GAME PASSING HIGHS & LOWS

SINGLE-GAME HIGHS, UNC COMPLETIONS

32 vs. NC State, 2003
32 vs. Syracuse, 2003
31 vs. LSU, 1985
29 vs. Houston, 1996
28 vs. Maryland, 1996
28 vs. Miami (Ohio), 2002

SINGLE-GAME LOWS, UNC COMPLETIONS

0 vs. Duke, 1932
0 vs. Virginia Tech, 1938
0 vs. Wake Forest, 1942
0 vs. Penn, 1943
0 vs. NC State, 1955
0 vs. Navy, 1957
1 on 19 occasions, last: vs. Wake Forest, 1971

SINGLE-GAME HIGHS, UNC PASS ATTEMPTS

54 vs. LSU, 1985
53 vs. NC State, 2003
50 vs. Duke, 1966
50 vs. FSU, 2002
48 vs. Virginia, 1966
48 vs. Virginia, 1984

SINGLE-GAME LOWS, UNC PASS ATTEMPTS

0 vs. Navy, 1957
1 vs. Virginia, 1938
1 vs. Virginia Tech, 1938
1 vs. Richmond, 1941
1 vs. Penn, 1943

SINGLE-GAME HIGHS, UNC PASSING YARDS

469 vs. NC State, 2003
417 vs. Arizona State, 2002
415 vs. Texas Christian, 1997
406 vs. Georgia Tech, 1987
401 vs. Maryland, 1996
388 vs. Ohio, 1995
388 vs. Georgia Tech, 2000

SINGLE-GAME LOWS, UNC PASSING YARDS

-7 vs. Penn, 1943
0 vs. Duke, 1932
0 vs. Virginia Tech, 1938
0 vs. Wake Forest, 1942
0 vs. NC State, 1955
0 vs. Navy, 1957
1 vs. Yale, 1944

SINGLE-GAME HIGHS, OPPONENT PASS COMPLETIONS

36 by Wake Forest, 1993
34 by Maryland, 1993
34 by Arizona State, 2003
33 by Duke, 1989
33 by Duke, 1994
33 by Virginia, 2001

SINGLE-GAME LOWS, OPPONENT PASS COMPLETIONS

0 on 18 occasions, last by Oklahoma, 1980

SINGLE-GAME HIGHS, OPPONENT PASS ATTEMPTS

59 by Arizona State, 2003
58 by Maryland, 1992
57 by Duke, 1994
55 by Army, 1976
55 by Duke, 1989
55 by Virginia, 2001

SINGLE-GAME LOWS, OPPONENT PASS ATTEMPTS

0 by Virginia Tech, 1938
1 by Wake Forest, 1932
1 by VMI, 1935
2 by Georgia, 1931
2 by Wake Forest, 1942
2 by Duke, 1943 (1st game)
2 by Oklahoma, 1980

SINGLE-GAME HIGHS, OPPONENT PASSING YARDS

479 by Duke, 1989
474 by Arizona State, 2002
423 by NC State, 2003
408 by Arizona State, 2003
405 by Maryland, 1993
404 by Wake Forest, 1993

SINGLE-GAME LOWS, OPPONENT PASSING YARDS

-6 by Penn, 1943
0 on 18 occasions, last time: Oklahoma, 1980



CAROLINA FOOTBALL RECORD BOOK



Corey Holliday

RECEIVING YARDS

CAREER

Rk.	Name, Years	Yards
1.	Corey Holliday, 1989-93	2,447
2.	Octavus Barnes, 1994-97	2,398
3.	Sam Aiken, 1999-2002	2,205
4.	Na Brown, 1995-98	2,086
5.	L.C. Stevens, 1995-98	2,002
6.	Jarwarski Pollock, 2002-05	1,958
7.	Kory Bailey, 1998-2001	1,939
8.	Art Weiner, 1946-49	1,733
9.	Earl Winfield, 1982-85	1,603
10.	Jimmy Jerome, 1972-74	1,472

SEASON

Rk.	Name, Year	Yards
1.	Sam Aiken, 2003	990
2.	Octavus Barnes, 1995	970
3.	Na Brown, 1998	897
4.	Corey Holliday, 1993	867
5.	Jimmy Jerome, 1974	837
6.	Sam Aiken, 2001	789
7.	L.C. Stevens, 1996	771
8.	Art Weiner, 1949	762
9.	Jarwarski Pollock, 2003	745
10.	L.C. Stevens, 1997	727

GAME

Rk.	Name, Opponent, Year	Yards
1.	Randy Marriott vs. Georgia Tech, 1987	247
2.	Octavus Barnes vs. Ohio, 1995	211
3.	Chesley Borders vs. Arizona State, 2002	192
4.	Bucky Brooks vs. Duke, 1992	185
5.	Sam Aiken vs. Virginia, 2002	179
6.	Sam Aiken vs. Miami (Ohio), 2002	174
7.	L.C. Stevens vs. Clemson, 1997	169
8.	L.C. Stevens vs. Maryland, 1996	167
9.	Octavus Barnes vs. Duke, 1994	165
10.	*Octavus Barnes vs. Texas, 1994	165
11.	Bob Lacey vs. Michigan State, 1962	158
12.	Octavus Barnes vs. Louisville, 1995	158
13.	Sam Aiken vs. Duke, 2001	156
14.	Corey Holliday vs. Navy, 1992	152

* denotes bowl game

RECEIVING RECORDS

RECEPTIONS

CAREER

Rk.	Name, Years	Rec.
1.	Jarwarski Pollock, 2001-05	177
2.	Na Brown, 1995-98	165
3.	Corey Holliday, 1989-93	155
4.	Leon Johnson, 1993-96	151
5.	Sam Aiken, 1999-2002	146
6.	Kory Bailey, 1998-2001	139
7.	Octavus Barnes, 1994-97	129
8.	L.C. Stevens, 1995-98	120
9.	Earl Winfield, 1982-85	107
10.	Art Weiner, 1946-49	106

SEASON

Rk.	Name, Year	Rec.
1.	Jarwarski Pollock, 2003	71
2.	Sam Aiken, 2002	68
3.	Na Brown, 1997	55
	Na Brown, 1998	55
5.	Leon Johnson, 1995	54
6.	Octavus Barnes, 1995	53
7.	Art Weiner, 1949	52
	Charlie Carr, 1966	52
	Na Brown, 1996	52
10.	Corey Holliday, 1993	50

GAME

Rk.	Name, Opponent, Year	Rec.
1.	Charlie Carr vs. Air Force, 1966	16
2.	Bud Phillips vs. Virginia, 1966	12
3.	Earl Winfield vs. LSU, 1985	11
	Leon Johnson vs. Duke, 1995	11
	Jarwarski Pollock vs. NC State, 2003	11

TOUCHDOWNS

CAREER

Rk.	Name, Years	TDs
1.	Octavus Barnes, 1994-97	19
2.	Art Weiner, 1946-49	18
3.	Sam Aiken, 1999-2002	15
4.	Na Brown, 1995-98	14
	Kory Bailey, 1998-2001	14
	Mark Smith, 1980-83	14
7.	L.C. Stevens, 1995-98	13
8.	Jimmy Jerome, 1972-74	12
	Eric Streater, 1983-86	12
10.	Earl Winfield, 1982-85	11
	Randy Marriott, 1985-88	11
	Marcus Wall, 1992-95	11

SEASON

Rk.	Name, Year	TDs
1.	Marcus Wall, 1994	9
2.	Mike Chatham, 1979	8
	Mark Smith, 1983	8
	Earl Winfield, 1985	8
	Sam Aiken, 2001	8
6.	Art Weiner, 1949	7
	Bob Loomis, 1978	7
	L.C. Stevens, 1996	7
9.	Art Weiner, 1948	6
	Bucky Brooks, 1993	6
	Octavus Barnes, 1996	6
	Na Brown, 1998	6
	Kory Bailey, 2001	6

GAME

Rk.	Name, Opponent, Year	TDs
1.	Chesley Borders vs. Arizona State, 2002	4



Jarwarski Pollock

CAROLINA'S TOP FIVE CAREER RECEIVERS

1. JARWARSKI POLLOCK, Wide Receiver

Year	Catches	Yards	Average	TD
2002	31	464	15.0	4
2003	71	745	10.5	1
2004	45	408	9.1	2
2005	30	341	11.4	2
Totals	177	1958	11.1	9

2. NA BROWN, Wide Receiver

Year	Catches	Yards	Average	TD
1995	3	45	15.0	0
1996	52	534	10.3	4
1997	55	610	11.1	4
1998	55	897	16.3	6
Totals	165	2086	12.6	14

3. COREY HOLLIDAY, Wide Receiver

Year	Catches	Yards	Average	TD
1989	0	0	-	0
1990	28	488	17.4	1
1991	40	504	12.6	2
1992	37	588	15.9	2
1993	50	867	17.3	2
Totals	155	2447	15.8	7

4. LEON JOHNSON, Tailback

Year	Catches	Yards	Average	TD
1993	29	233	8.0	2
1994	29	266	9.2	2
1995	54	408	7.6	0
1996	39	381	9.8	0
Totals	151	1288	8.5	4

5. SAM AIKEN, Wide Receiver

Year	Catches	Yards	Average	TD
1999	3	16	5.3	0
2000	29	410	14.1	3
2001	46	789	17.2	8
2002	68	990	14.6	4
Totals	146	2205	15.1	15



Octavus Barnes

YARDS PER CATCH

CAREER*

Rk.	Name, Years	Rec.	Avg
1.	Octavus Barnes, 1994-97	129	18.6
2.	L.C. Stevens, 1995-98	120	16.7
3.	Eric Streater, 1983-86	82	16.6
4.	Mark Smith, 1980-83	87	16.5
5.	Art Weiner, 1946-49	106	16.3

*minimum 80 receptions

SEASON*

Rk.	Name, Years	Rec.	Avg
1.	Bucky Brooks, 1993	25	20.6
2.	Marcus Wall, 1994	29	19.6
3.	Octavus Barnes, 1994	32	19.0
4.	Eric Lewis, 1987	27	18.4
5.	Octavus Barnes, 1995	53	18.3
6.	Jimmy Jerome, 1974	47	17.8
7.	Mark Smith, 1982	27	17.7
8.	Randy Marriott, 1987	36	17.6
9.	L.C. Stevens, 1996	44	17.5
10.	Corey Holliday, 1990	28	17.4

*minimum 25 receptions

GAME*

Rk.	Name, Years	Rec.	Avg
1.	Bucky Brooks vs. Duke, 1992	5	37.0

*minimum five receptions

LONGEST PASS PLAYS

Rk.	Year	Passer	Receiver	Opponent	Yards
1.	1987	Mark Maye	Randy Marriott	Georgia Tech	*93
2.	1995	^Mike Thomas	L.C. Stevens	Arkansas	*87
	2005	Matt Baker	Derelle Mitchell	Georgia Tech	*87
4.	1943	Billy Myers	Eddie Bryant	Duke (1st game)	*84
5.	1985	Kevin Anthony	Earl Winfield	Navy	*82
	1986	Mark Maye	Randy Marriott	Duke	*82
7.	1996	Oscar Davenport	L.C. Stevens	Duke	*80
8.	1929	Phil Jackson	Yank Spaulding	Maryland	*78
	2000	+Ronald Curry	Kory Bailey	Georgia Tech	*78
10.	2002	Darian Durant	Sam Aiken	Virginia	*77
11.	1931	Bill Croom	Rip Slusser	NC State	*76
	1968	Gayle Bomar	Tony Blanchard	Wake Forest	*76
	1996	Chris Keldorf	L.C. Stevens	Maryland	*76
	2003	Matt Baker	Adarius Bowman	NC State	*76
15.	1950	Bud Carson	Benny Walsler	William & Mary	*75
	1985	Kevin Anthony	Eric Streater	VMI	*75
	2001	#Darian Durant	Sam Aiken	Wake Forest	*75
18.	2002	Darian Durant	Chesley Borders	Arizona State	*74
19.	1974	Chris Kupec	Jimmy Jerome	Ohio University	*73
20.	1955	Dave Reed	Joel Temple	Tennessee	72
	1963	Junior Edge	Ronnie Jackson	Wake Forest	*72
	1990	Todd Burnett	Natrone Means	Wake Forest	*72
	2001	Ronald Curry	Sam Aiken	Duke	*72
24.	1972	Nick Vidnovic	Jimmy Jerome	Virginia	*71
	1994	Mike Thomas	Octavus Barnes	Duke	*71

* denotes touchdown

^ Thomas to Stevens vs. Arkansas is the longest in a UNC bowl game, Carquest Bowl, Fort Lauderdale, Fla.

+ Curry to Bailey vs. Georgia Tech ties for the eighth-longest in UNC history, but is Carolina's longest pass play in Kenan Stadium history

Durant to Aiken is the longest touchdown pass by a UNC freshman quarterback

MISCELLANEOUS RECEIVING RECORDS

MOST CONSECUTIVE GAMES CATCHING A PASS

45 by Corey Holliday (11 games in 1990, 11 in 1991, 11 in 1992 and 12 in 1993)

MOST PASSES CAUGHT BY TWO TEAMMATES

Season: 107 by Leon Johnson (54) & Octavus Barnes (53), 1995

MOST PASSES CAUGHT IN CONSECUTIVE GAMES

26 by Charlie Carr vs. Air Force (16) and Duke (10), 1966

MOST PASSES CAUGHT BY A FRESHMAN

Game: 7 by Randall Felton vs. Virginia, 1989; by Corey Holliday vs. Maryland, 1990; by Kory Bailey vs. Maryland, 1998; by Kory Bailey vs. Virginia, 1998
Season: 38 by Kory Bailey, 1998

MOST PASSES CAUGHT BY A RUNNING BACK

Game: 11 by Leon Johnson vs. Duke, 1995
Season: 54 by Leon Johnson, 1995
Career: 151 by Leon Johnson, 1993-96

MOST PASSES CAUGHT BY A TIGHT END

Game: 10 by Mike Chatham vs. Wake Forest, 1979
Season: 32 by Freddie Jones, 1996
Career: 78 by Arnold Franklin, 1982-85

MOST YARDS GAINED BY A FRESHMAN

Game: 165 by Octavus Barnes vs. Duke, 1994 (caught six)
Season: 609 by Octavus Barnes, 1994 (caught 32)

MOST GAMES GAINING 100 YARDS OR MORE

Season: 4 by Octavus Barnes, 1995; by Na Brown, 1998

Career: 7 by Octavus Barnes, 1994-1997

MOST TOUCHDOWN PASSES CAUGHT

Game: 4 by Chesley Borders vs. Arizona State, 2002

Season: 9 by Marcus Wall, 1994

Career: 19 by Octavus Barnes, 1994-97

SINGLE-GAME RECEPTIONS LEADERS BY CLASS

Freshman: 9 by Octavus Barnes vs. Texas, 1994 Sun Bowl; 7 by Randall Felton vs. Virginia, 1989; by Corey Holliday vs. Maryland, 1990; 7 by Kory Bailey vs. Maryland, 1998; 7 by Kory Bailey vs. Virginia, 1998 (7 is official regular-season best)

Sophomore: 9 by Octavus Barnes vs. Virginia, 1995; by Na Brown vs. Maryland, 1996

Junior: 16 by Charlie Carr vs. Air Force, 1966

Senior: 10 by Bob Lacey vs. South Carolina, 1963; 10 by Sam Aiken vs. Maryland, 2002

SINGLE-SEASON RECEPTIONS LEADER BY CLASS

Freshman: 38 by Kory Bailey, 1998

Sophomore: 53 by Octavus Barnes, 1995

Junior: 71 by Jarwarski Pollock, 2003

Senior: 68 by Sam Aiken, 2002



CAROLINA FOOTBALL RECORD BOOK

SPECIAL RUSH, PASS, RECEIVING RECORDS

TWO PLAYERS RUSHING FOR 100 YARDS

Virginia, 1936: Randy Cooner 103, Jim Hutchins 101
Citadel, 1939: George Stirmweiss 169, Jim Lalanne 110
Virginia, 1943: George Grimes 155, Hosea Rodgers 108
Virginia, 1946: Charlie Justice 169, Walt Pupa 128
Maryland, 1947: Walt Pupa 135, Charlie Justice 106
Duke, 1948: Charlie Justice 120, Hosea Rodgers 105
Duke, 1964: Eddie Kesler 172, Ken Willard 107
VMI, 1969: Ricky Lanier 174, Don McCauley 133
NC State, 1970: Don McCauley 171, Ike Oglesby 110
VMI, 1970: Don McCauley 127, Ike Oglesby 106
Ohio U., 1974: James Betterson 134, Mike Voight 102
Virginia, 1978: Amos Lawrence 131, Chuck Sharpe 100
Cincinnati, 1979: Amos Lawrence 143, Doug Paschal 111
Furman, 1980: Amos Lawrence 119, Kelvin Bryant 105
Georgia Tech, 1980: Kelvin Bryant 112, Amos Lawrence 102
East Carolina, 1980: Amos Lawrence 138, Kelvin Bryant 107
Clemson, 1980: Kelvin Bryant 138, Amos Lawrence 112
Duke, 1980: Kelvin Bryant 199, Amos Lawrence 143
Wake Forest, 1981: Tyrone Anthony 224, Bobby Ratliff 158
Arkansas, 1981 (Gator Bowl): Kelvin Bryant 148, Ethan Horton 144
Wake Forest, 1982: Tyrone Anthony 179, Kelvin Bryant 142
NC State, 1983: Tyrone Anthony 130, Ethan Horton 111
Duke, 1983: Tyrone Anthony 232, Ethan Horton 107
NC State, 1984: William Humes 156, Ethan Horton 122
Maryland, 1991: William Henderson 101, Natrone Means 101
Duke, 1991: Natrone Means 181, Randy Jordan 108
Ohio U., 1993: Leon Johnson 147, Curtis Johnson 144
Maryland, 1993: Curtis Johnson 168, Leon Johnson 101
Wake Forest, 1993: Curtis Johnson 132, Leon Johnson 119
Georgia Tech, 1994: Curtis Johnson 111, Leon Johnson 110
William & Mary, 2004: Ronnie McGill 133, Jacque Lewis 123

THREE PLAYERS RUSHING FOR 100 YARDS

Wake Forest, 1983: Tyrone Anthony 157, Eddie Colson 119, Ethan Horton 116.

ONE PLAYER RUSHING FOR 100 YARDS AND ANOTHER PASSING FOR 200 YARDS

South Carolina, 1964: Ken Willard 139 rush, Gary Black 206 pass
Army, 1974: Mike Voight 172 rush, Chris Kupec 214 pass
East Carolina, 1979: Doug Paschal 151 rush, Matt Kupec 265 pass
NC State, 1982: Kelvin Bryant 107 rush, Scott Stankavage 203 pass
Bowling Green, 1982: Kelvin Bryant 149 rush, Scott Stankavage 207 pass
William & Mary, 1983: Ethan Horton 141 rush, Scott Stankavage 218 pass
Georgia Tech, 1983: Ethan Horton 113 rush, Scott Stankavage 271 pass
VMI, 1985: William Humes 104 rush, Kevin Anthony 268 pass
Wake Forest, 1985: Derrick Fenner 109 rush, Kevin Anthony 279 pass
NC State, 1986: Eric Starr 102 rush, Mark Maye 311 pass
Maryland, 1986: Derrick Fenner 173 rush, Mark Maye 316 pass
Duke, 1986: Eric Starr 184 rush, Mark Maye 319 pass
Wake Forest, 1990: Natrone Means 134 rush, Todd Burnett 254 pass
Maryland, 1990: Natrone Means 111 rush, Todd Burnett 312 pass
Cincinnati, 1991: Randy Jordan 106 rush, Chuckie Burnette 209 pass
Navy, 1992: Natrone Means 112 rush, Jason Stanicek 219 pass
Duke, 1993: Leon Johnson 142 rush, Jason Stanicek 256 pass
Duke, 1994: Leon Johnson 140 rush, Mike Thomas 210 pass
Maryland, 1995: Jonathan Linton 102 rush, Mike Thomas 252 pass
Wake Forest, 1996: Leon Johnson 101 rush, Chris Keldorf 262 pass
Georgia Tech, 1997: Jonathan Linton 138 rush, Oscar Davenport 360 pass
Duke, 1997: Jonathan Linton 199 rush, Chris Keldorf 256 pass
Wake Forest, 1998: Rufus Brown 143 rush, Ronald Curry 230 pass
Duke, 2002: Jacque Lewis 102 rush, Darian Durant 262 pass
Miami (Fla.), 2004: Chad Scott 175 rush, Darian Durant 266 pass
Duke, 2005: Ronnie McGill 146, Matt Baker 238 pass

TWO PLAYERS RUSHING FOR 100 YARDS AND ANOTHER PASSING FOR 200 YARDS

Georgia Tech, 1980: Kelvin Bryant 112 rush, Amos Lawrence 102 rush, Rod Elkins 201 pass

William & Mary, 2004: Ronnie McGill 133 rush, Jacque Lewis 123 rush, Darian Durant 234 pass

ONE PLAYER RUSHING FOR 100 YARDS AND PASSING FOR 200 YARDS

Georgia, 1965: Danny Talbott 102 rush and 216 pass
Wake Forest, 1968: Gayle Bomar 173 rush and 243 pass
Duke, 2000: Ronald Curry 105 rush and 218 pass
Clemson, 2003: Darian Durant 110 rush and 208 pass

ONE PLAYER RUSHING FOR 100 YARDS AND PASSING FOR 200, ANOTHER PLAYER RECEIVING FOR 100 YARDS

Duke, 2000: Ronald Curry 105 rush and 218 pass, Bosley Allen 101 receiving

ONE PLAYER RUSHING FOR 100 YARDS AND PASSING FOR 100 YARDS

Georgia, 1948: Charlie Justice 106 rush and 198 pass
VMI, 1969: Ricky Lanier 174 rush and 136 pass

ONE PLAYER RUSHING FOR 200 YARDS AND ANOTHER PASSING FOR 100 YARDS

Duke, 1970: Don McCauley 279 rush, Paul Miller 133 pass
Clemson, 1975: Mike Voight 228 rush, Bill Paschall 118 pass
Virginia, 1977: Amos Lawrence 286 rush, Matt Kupec 155 pass
East Carolina, 1981: Kelvin Bryant 211 rush, Rod Elkins 161 pass
Vanderbilt, 1982: Ethan Horton 201 rush, Rod Elkins 146 pass
The Citadel, 1986: Derrick Fenner 216 rush, Jonathan Hall 135 pass
Maryland, 1992: Natrone Means 249 rush, Jason Stanicek 139 pass
Wake Forest, 2003: Ronnie McGill 244 rush, Darian Durant 147 pass

ONE PLAYER RUSHING FOR 100 YARDS, ANOTHER 100 RECEIVING

Duke, 1949: Billy Hayes 116 rush, Art Weiner 105 rec.
William & Mary, 1950: Dick Bunting 152 rush, Benny Walsler 105 rec.
Wake Forest, 1958: Wade Smith 123 rush, John Schroeder 106 rec.
Miami of Florida, 1963: Ken Willard 112 rush, Bob Lacey 108 rec.
South Carolina, 1964: Ken Willard 139 rush, Ronnie Jackson 123 rec.
Wake Forest, 1968: Gayle Bomar 173 rush, Tony Blanchard 149 rec.
Pittsburgh, 1974: Mike Voight 113 rush, Jimmy Jerome 122 rec.
Virginia, 1975: James Betterson 103 rush, Mel Collins 104 rec.
Bowling Green, 1982: Kelvin Bryant 149 rush, Earl Winfield 115 rec.
Miami (Ohio), 1983: William Humes 161 rush, Mark Smith 121 rec.
NC State, 1986: Eric Starr 102 rush, Quinton Smith 126 rec.
Maryland, 1986: Derrick Fenner 173 rush, Eric Streater 107 rec.
Duke, 1986: Eric Starr 184 rush, Randy Marriott 116 rec.
Maryland, 1990: Natrone Means 111 rush, Corey Holliday 134 rec.
Navy, 1992: Natrone Means 112 rush, Corey Holliday 152 rec.
Wake Forest, 1994: Curtis Johnson 123 rush, Marcus Wall 148 rec.
Duke, 1994: Leon Johnson 140 rush, Octavus Barnes 165 rec.
Duke, 1996: Leon Johnson 167 rush, L.C. Stevens 135 rec.
Duke, 2000: Ronald Curry 105 rush, Bosley Allen 101 rec.



In Carolina's season opening victory in 2004 against William & Mary, Ronnie McGill (above) rushed for 133 yards, Jacque Lewis rushed for 100 yards and Darian Durant threw for 200 yards. It was only the second time in school history two players had gained more than 100 yards rushing and a player had more than 200 yards passing in the same game.

TWO PLAYERS RUSHING FOR 100 YARDS, ANOTHER 100 RECEIVING

Ohio University, 1974: James Betterson 134 rushing, Mike Voight 102 rushing, Jimmy Jerome 113 receiving

ONE PLAYER RUSHING FOR 100, ONE 200 PASSING AND ONE 100 RECEIVING

South Carolina, 1964: Ken Willard 139 rushing, Gary Black 206 passing, Ronnie Jackson 123 receiving
Wake Forest, 1968: Gayle Bomar 173 rushing and 243 passing, Tony Blanchard 149 receiving
Bowling Green, 1982: Kelvin Bryant 149 rushing, Scott Stankavage 207 passing, Earl Winfield 115 receiving
NC State, 1986: Eric Starr 102 rushing, Mark Maye 311 passing, Quinton Smith 126 receiving
Maryland, 1986: Derrick Fenner 173 rushing, Mark Maye 316 passing, Eric Streater 107 receiving
Duke, 1986: Eric Starr 184 rushing, Mark Maye 319 passing, Randy Marriott 119 receiving
Maryland, 1990: Natrone Means 111 rushing, Todd Burnett 312 passing, Corey Holliday 134 receiving
Navy, 1992: Natrone Means 112 rushing, Jason Stanicek 219 passing, Corey Holliday 152 receiving
Duke, 1994: Leon Johnson 140 rushing, Mike Thomas 210 passing, Octavus Barnes 165 receiving

TWO PLAYERS RUSHING FOR 100, ONE PASSING FOR 200, TWO RECEIVING 100

Maryland, 1993: Curtis Johnson 168 rushing, Leon Johnson 101 rushing, Jason Stanicek 288 passing, Corey Holliday 149 receiving, Bucky Brooks 115 receiving

ONE PLAYER RUSHING FOR 100 AND RECEIVING FOR 100

Georgia Tech, 1997: Jonathan Linton 138 rushing, 137 receiving

ONE PLAYER RUSHING & RECEIVING FOR 100, ANOTHER PASSING FOR 200

Georgia Tech, 1997: Jonathan Linton 138 rushing, 137 receiving; Oscar Davenport 360 passing



**CAROLINA FOOTBALL
RECORD BOOK**



**FIELD GOALS MADE
CAREER**

Rk.	Name, Years	FGs
1.	Josh McGee, 1996-99 (72 atts.)	52
2.	Clint Gwaltney, 1988-91	43
3.	Tripp Pignetti, 1991-94	38
4.	Brooks Barwick, 1981-83	37
5.	Kenny Miller, 1984-87	34
6.	Tom Biddle, 1975-77	34
7.	Jeff Reed, 2000-01	28
8.	Connor Barth, 2004-present	25
9.	Jeff Hayes, 1978-81	22
10.	Ellis Alexander, 1972-74	18

SEASON

Rk.	Name, Year	FGs
1.	Clint Gwaltney, 1990 (27 atts.)	21
2.	Brooks Barwick, 1982	20
3.	Josh McGee, 1999	17
4.	Kenny Miller, 1984	16
	Jeff Reed, 2000	16
6.	Tom Biddle, 1977	15
7.	Tripp Pignetti, 1992	14
	Josh McGee, 1998	14
	Connor Barth, 2004	14
10.	Tom Biddle, 1976	13
	Kenny Miller, 1987	13

GAME

Rk.	Name, Opponent, Year	FGs
1.	Josh McGee vs. Duke, 1999 (6 atts.)	6

KICK & PUNT RECORDS

FIELD GOAL ATTEMPTS

CAREER

Rk.	Name, Years	FG Attempts
1.	Josh McGee, 1996-99 (made 52)	72
2.	Clint Gwaltney, 1988-91	64
3.	Tom Biddle, 1975-77	56
4.	Jeff Hayes, 1978-81	50
	Kenny Miller, 1984-87	50

SEASON

Rk.	Name, Year	FG Attempts
1.	Clint Gwaltney, 1990 (made 21)	27
2.	Tom Biddle, 1977	24
3.	Brooks Barwick, 1982	23
4.	Don Hartig, 1969	21
	Kenny Miller, 1987	21
	Josh McGee, 1999	21
	Connor Barth, 2005	21
8.	Jeff Hayes, 1978	20
	Jeff Reed, 2000	20
10.	Tripp Pignetti, 1992	19

GAME

Rk.	Name, Opponent, Year	FG Attempts
1.	Clint Gwaltney vs. Maryland, 1990 (made 4)	6
	Josh McGee vs. Duke, 1999 (made 6)	6

**PATs MADE
CAREER**

Rk.	Name, Years	PATs
1.	Jeff Hayes, 1978-81 (139 atts.)	133
2.	Tripp Pignetti, 1991-94	117
3.	Josh McGee, 1996-99	115
4.	Box Cox, 1945-48	95
5.	Ellis Alexander, 1972-74	94

SEASON

Rk.	Name, Year	PATs
1.	Tripp Pignetti, 1993 (52 atts.)	50
2.	Jeff Hayes, 1981	45
3.	Ken Craven, 1970	41
4.	Brooks Barwick, 1983	40
5.	Brooks Barwick, 1982	37
	Tripp Pignetti, 1994	37
7.	Josh McGee, 1996	36
	Jeff Reed, 2001	36
9.	Ellis Alexander, 1972	35
	Ellis Alexander, 1974	35
	Jeff Hayes, 1979	35
	Dan Orner, 2003	35
	Connor Barth, 2004	35

GAME

Rk.	Name, Opponent, Year	PATs
1.	Ed Gregory vs. Georgia, 1898	8
	Ernest Graves vs. Vanderbilt, 1900	8
	Ken Craven vs. VMI, 1970 and vs. Duke, 1970	8
	Ellis Alexander vs. Army, 1974	8
	Jeff Hayes vs. East Carolina, 1981	8
	Jeff Hayes vs. Boston College, 1981	8
	Brooks Barwick vs. Army, 1982	8
	Tripp Pignetti vs. Maryland, 1993	8
	Jeff Reed vs. Duke, 2000	8

LONGEST FIELD GOALS

55	Dan Orner vs. Syracuse, 2002
54	Kenny Miller vs. Florida State, 1985
53	Ellis Alexander vs. NC State, 1973
53	*Rob Rogers vs. Texas, 1982
52	Dan Orner vs. Syracuse, 2002
51	Kenny Miller vs. Maryland, 1987
51	Brian Schmitz vs. NC State, 1997
51	Dan Orner vs. Syracuse, 2002
51	Dan Orner vs. Wisconsin, 2003
50	Kenny Miller vs. Duke, 1986
50	Clint Gwaltney vs. Kentucky, 1990
50	Josh McGee vs. Duke, 1999
50	Dan Orner vs. Virginia, 2003
50	Dan Orner vs. Arizona State, 2003
50	Connor Barth vs. NC State, 2004

*denotes bowl game

**PATs ATTEMPTED
CAREER**

Rk.	Name, Years	PAT Attempts
1.	Jeff Hayes, 1978-81 (133 made)	139
2.	Josh McGee, 1996-99	120
3.	Clint Gwaltney, 1988-91	83
4.	Brooks Barwick, 1981-83	79
5.	Tom Biddle, 1975-77	73

SEASON

Rk.	Name, Years	PAT Attempts
1.	Tripp Pignetti, 1993 (made 50)	52
2.	Jeff Hayes, 1981	46
3.	Ken Craven, 1970	42
	Brooks Barwick, 1983	42
5.	Ellis Alexander, 1972	38
	Tripp Pignetti, 1994	38
	Josh McGee, 1996	38
8.	Bob Cox, 1948	37
	Brooks Barwick, 1982	37
	Jeff Reed, 2001	37
	Connor Barth, 2004	37


GAME

Rk.	Name, Opponent, Year	PAT Attempts
1.	Ed Gregory vs. Georgia, 1898	8
	Ernest Graves vs. Vanderbilt, 1900	8
	Ken Craven vs. VMI, 1970 and vs. Duke, 1970	8
	Ellis Alexander vs. Army, 1974	8
	Jeff Hayes vs. East Carolina, 1981	8
	Jeff Hayes vs. Boston College, 1981	8
	Brooks Barwick vs. Army, 1982	8
	Tripp Pignetti vs. Maryland, 1993	8
	Jeff Reed vs. Duke, 2000	8



CAROLINA FOOTBALL RECORD BOOK

KICK & PUNT RECORDS



Dan Orner

KICKING RECORDS

HIGHEST PCT. OF EXTRA POINTS MADE

Season: (Min. 30 atts.) 100.0 by Jeff Hayes, 1979 (35 of 35); by Brooks Barwick, 1982 (37 of 37); by Josh McGee, 1998 (30 of 30); by Jeff Reed, 2000 (30 of 30); by Dan Orner, 2003 (35 of 35)
Career: (Min. 60 atts.) 98.8 by Clint Gwaltney, 1988-91 (82 of 83)

MOST POINTS SCORED BY KICKING

Game: 20 by Josh McGee vs. Duke, 1999 (6 FGs and 2 PATs)
Season: 97 by Brooks Barwick, 1982 (20 FGs and 37 PATs)
Career: 271 by Josh McGee, 1996-99 (52 FGs and 115 PATs)

MOST CONSECUTIVE EXTRA POINTS MADE

Season: 43 by Tripp Pignetti, 1993
Career: 66 by Jeff Reed, 2000-01

HIGHEST PCT. OF FIELD GOALS MADE

Season: (Min. 15 atts.) 88.9 by Kenny Miller, 1984 (16 of 18)
Career: (Min. 30 atts.) 87.5 by Jeff Reed, 2000-01 (28 of 32)

MOST CONSECUTIVE GAMES KICKING A FIELD GOAL

18 by Brooks Barwick, 1981-83

MOST CONSECUTIVE FIELD GOALS MADE

15 by Kenny Miller (first 15 of the 1984 season)

MOST FIELD GOALS MADE, 50 YARDS OR MORE

Game: 3 by Dan Orner, 2002 vs. Syracuse (51, 52, 55)
Season: 3 by Dan Orner, 2002 & 2003
Career: 6 by Dan Orner, 2002-03

MOST FIELD GOALS BY A FRESHMAN

Game: 3 by Kenny Miller vs. Memphis State, 1984; vs. Maryland, 1984; by Connor Barth vs. FSU, 2004; by Connor Barth vs. NC State, 2004
Season: 16 by Kenny Miller, 1984

LONGEST FIELD GOAL MADE

55 yards by Dan Orner vs. Syracuse, 2002

LONGEST FIELD GOAL BY A FRESHMAN

50 yards by Connor Barth vs. NC State, 2004

LONGEST PUNTS

Yards	Player	Year	Opponent
85	Tom Burnette	1937	NYU
83	Scott McAlister	1989	Georgia Tech
80	Charlie Justice	1949	NC State
78	Harry Dunkle	1939	Tulane
77	Bill Sigler	1942	Duquesne
74	Charlie Justice	1948	Wake Forest
74	Steve Streater	1980	Texas Tech
73	Charlie Justice	1948	Tennessee
72	Bill Sigler	1942	Fordham
72	Brian Schmitz	1999	Houston

PUNTING RECORDS

MOST PUNTS

Game: 14 by Charles Woollen vs. Georgia, 1932; by Charles Woollen vs. Georgia Tech, 1933
Season: 79 by Scott McAlister, 1990
Career: 278 by Scott McAlister, 1988-91

HIGHEST AVERAGE PER PUNT

Game: (Min. 5) 54.4 by Bud Wallace vs. South Carolina, 1950 (5 for 272); (Min. 10) 51.4 by Brian Schmitz vs. Houston, 1999 (10 for 514)
Season: (Min. 30) 47.8 by Brian Schmitz, 1999 (74 for 3538)
Career: (Min. 100) 44.4 by Brian Schmitz, 1996-99 (208 for 9233)

MOST YARDS ON PUNTS

Game: 537 by Steve Streater vs. Pittsburgh, 1979 (13 punts)
Season: 3,538 by Brian Schmitz, 1999 (74 punts)
Career: 11,520 by Scott McAlister, 1988-91 (278 punts)

MOST GAMES AVERAGING 40 YARDS A PUNT

(at least two punts a game)
Season: 11 by Scott McAlister, 1990; 11 by Brian Schmitz, 1998 and 1999
Career: 31 by Scott McAlister, 1988-91

LONGEST PUNT

85 yards by Tom Burnette vs. NYU, 1937

HIGHEST AVERAGE PER PUNT BY FRESHMAN (min. 30)

Season: 43.1 by Mike Thomas, 1992 (56 for 2415)

MOST PUNTS IN A CAREER WITHOUT A BLOCK

185 by Johnny Elam, 1975-77

SINGLE-GAME TEAM HIGHS

Most Punts: 19 vs. NC State, 1932
Fewest Punts: 0 many times; last vs. Maryland, 1994
Most Yards on Punts: 775 vs. Wake Forest, 1942 (18 punts)
Highest Average Per Punt (Min. 5 Punts): 54.4 vs. South Carolina, 1953 (5 for 272)
Highest Average Per Punt (Min. 10 Punts): 51.4 vs. Houston, 1999 (10 for 514)

SINGLE-SEASON TEAM HIGHS

Most Punts: 125 in 1932
Most Punts Per Game: 12.5 in 1932 (125 in 10)
Fewest Punts Per Game: 3.3 in 1983 (36 in 11)
Highest Punting Average: 47.7 in 1999 (81 for 3863), NCAA RECORD

Brian Schmitz



CAROLINA'S TOP FIVE CAREER PUNTERS

1. BRIAN SCHMITZ

Year	No.	Yards	Average
1996	2	60	30.0
1997	57	2278	40.0
1998	75	3357	44.8
1999	74	3538	47.8
Totals	208	9233	44.4

2. HARRY DUNKLE

Year	No.	Yards	Average
1939	37	1725	46.6
1940	71	3055	43.0
1941	66	2830	42.9
Totals	174	7610	43.7

3. MIKE COOKE

Year	No.	Yards	Average
1940	6	276	46.0
1942	47	2028	43.1
Totals	53	2304	43.5

4. CHARLIE JUSTICE

Year	No.	Yards	Average
1946	45	1796	39.9
1947	61	2538	41.6
1948	62	2728	44.0
1949	63	2777	44.1
Totals	231	9839	42.6

5. DAVID WOOLDRIDGE

Year	No.	Yards	Average
2003	27	1218	45.1
2004	48	2003	41.7
2005	66	2713	41.1
Totals	141	5934	42.1



CAROLINA FOOTBALL RECORD BOOK

KICKOFF RETURNS

CAREER

Rk.	Name, Years	Returns
1.	Eric Blount, 1988-1991 (2313 yards)	97

SEASON

Rk.	Name, Year	Returns
1.	Marcus Wall, 1993 (734 yards)	31
2.	Wallace Wright, 2002	29
3.	Randy Marriott, 1988	28
4.	Randy Marriott, 1987	27
	Marcus Wall, 1994	27

GAME

Rk.	Name, Opponent, Year	Returns
1.	Marcus Wall vs. Clemson, 1994 (184 yards)	8

KICKOFF RETURN YARDS

CAREER

Rk.	Name, Years	Yards
1.	Eric Blount, 1988-1991 (97 returns)	2,313

SEASON

Rk.	Name, Year	Yards
1.	Marcus Wall, 1994 (27 returns)	743
2.	Marcus Wall, 1993	734
3.	Eric Blount, 1991	679
4.	Mike Mason, 2003	651
5.	Wallace Wright, 2002	624

GAME

Rk.	Name, Opponent, Year	Yards
1.	Marcus Wall vs. Clemson, 1994 (8 returns)	184

KICKOFF RETURN AVERAGE

CAREER*

Rk.	Name, Opponent, Year	Att.-Yds.	Avg.
1.	Charlie Justice, 1946-49	31-826	26.6

*minimum 30 returns

SEASON*

Rk.	Name, Opponent, Year	Att.-Yds.	Avg.
1.	Michael Waddell, 2003**	15	31.7
2.	James Betterson, 1974	18	28.4
3.	Tyrell Godwin, 1998	12	27.8
4.	Marcus Wall, 1994	27	27.5
5.	Eric Blount, 1991	25	27.2

*minimum 12 returns

**led the NCAA

GAME*

Rk.	Name, Opponent, Year	Att.-Yds.	Avg.
1.	Brandon Tate vs. Utah, 2005	3-149	49.7

*minimum three returns

KICKOFF & PUNT RETURN RECORDS

PUNT RETURNS

CAREER

Rk.	Name, Years	Returns
1.	Greg Poole, 1979-82 (916 yards)	90

SEASON

Rk.	Name, Year	Returns
1.	Don Jackson, 1935 (363 yards)	44
2.	Greg Poole, 1980	41
3.	Walter Black, 1983	40
4.	Don Jackson, 1934	38
5.	Crowell Little, 1936	37

GAME

Rk.	Name, Opponents	Returns
1.	Don Jackson vs. Duke, 1934 & vs. Virginia, 1935	9

PUNT RETURN YARDS

CAREER

Rk.	Name, Years	Yards
1.	Charlie Justice, 1946-49 (68 returns)	966

SEASON

Rk.	Name, Year	Yards
1.	Bosley Allen, 2000 (28 returns)	421
2.	Walter Black, 1983	418
3.	Eric Blount, 1991	394
4.	Don Jackson, 1935	363
5.	Crowell Little, 1936	355

GAME

Rk.	Name, Opponent, Year	Yards
1.	Bud Carson vs. NC State, 1951 (8 returns)	166

PUNT RETURN AVERAGE

CAREER*

Rk.	Name, Opponent, Year	Att.-Yds.	Avg.
1.	Charlie Justice, 1946-49	68-966	14.2

*minimum 40 returns

SEASON*

Rk.	Name, Opponent, Year	Att.-Yds.	Avg.
1.	Charlie Justice, 1948	19-332	17.5
2.	Bosley Allen, 2000	28-421	15.0
3.	Hugh Cox, 1941	19-273	14.4
4.	George Stirnweiss, 1939	22-303	13.8
5.	Bud Carson, 1951	25-318	12.7

*minimum 15 returns

GAME

Rk.	Name, Opponent, Year	Att.-Yds.	Avg.
1.	Charlie Justice vs. Georgia, 1948	3-125	41.7

minimum 3 returns

Rk.	Name, Opponent, Year	Att.-Yds.	Avg.
1.	Bosley Allen vs. Wake Forest, 2000	7-153	21.9

minimum 6 returns

KICKOFF RETURN RECORDS

MOST TOUCHDOWNS SCORED ON KICKOFF RETURNS

Game: 1 by many players; Last, by Wallace Wright vs. Boston College, 2005 (90 yards)

Season: 1 by many players; Last, by Wallace Wright vs. Boston College, 2005 (90 yards)

Career: 2 by Marcus Wall (87 yards at Duke, 1994; 96 yards at Georgia Tech, 1995)



CAROLINA'S TOP FIVE CAREER KICK RETURNERS

1. CHARLIE JUSTICE

Year	Returns	Yards	Average	TD
1946	10	345	34.5	1
1947	7	156	22.3	0
1948	5	141	28.2	0
1949	9	184	20.4	0
Totals	31	826	26.6	1

2. BRANDON TATE

Year	Returns	Yards	Average	TD
2005	21	542	25.8	1
Totals	21	542	25.8	1

3. JAMES BETTERSON

Year	Returns	Yards	Average	TD
1973	4	37	9.3	0
1974	18	512	28.4	0
1975	13	329	25.1	1
Totals	35	878	25.1	1

4. MIKE MASON

Year	Returns	Yards	Average	TD
2003	25	651	26.0	1
2004	22	508	23.1	0
2005	6	143	23.8	0
Totals	53	1302	24.6	1

5. MARCUS WALL

Year	Returns	Yards	Average	TD
1992	9	151	16.8	0
1993	31	734	23.7	0
1994	27	743	27.5	1
1995	20	492	24.6	1
Totals	87	2120	24.4	2



**CAROLINA'S TOP FIVE CAREER
PUNT RETURNERS**

1. CHARLIE JUSTICE

Year	Returns	Yards	Average	TD
1946	18	228	12.7	1
1947	24	283	11.8	0
1948	19	332	17.5	2
1949	7	123	17.6	1
Totals	68	966	14.2	4

2. GEORGE STIRNWEISS

Year	Returns	Yards	Average	TD
1937	14	183	13.1	0
1938	22	232	10.5	0
1939	22	303	13.8	0
Totals	58	718	12.37	0

3. HUGH COX

Year	Returns	Yards	Average	TD
1941	19	273	14.4	1
1942	16	165	10.3	0
1943	5	56	11.2	0
Totals	40	494	12.35	1

4. BOSLEY ALLEN

Year	Returns	Yards	Average	TD
1998	8	58	7.2	0
2000	28	421	15.0	2
2001	32	331	10.3	0
Totals	68	810	11.9	2

5. DICK DASHIELL

Year	Returns	Yards	Average	TD
1934	18	180	10.0	0
1935	9	140	15.6	0
1936	13	153	11.8	0
Totals	40	473	11.8	0

LONGEST KICKOFF RETURN IN KENAN STADIUM

97 yards by Don McCauley vs. Wake Forest, 1969

SCORING A TOUCHDOWN ON OPENING KICKOFF OF SEASON

92 yards by James Betterson vs. William and Mary, 1975

SINGLE-GAME KICKOFF RETURN TEAM HIGHS

Most Kickoff Returns: 9 vs. Georgia Tech, 1932; vs. Florida, 1969; vs. Boston College, 1984; vs. Virginia, 1989; vs. Louisville, 2005

Most Yards on Kickoff Returns: 246 vs. Wisconsin, 2003

Highest Average Gain Per Return (Min. 3 returns): 49.7 vs. Utah, 2005 (3 for 149)

Most Touchdowns Scored on Kickoff Returns: 1 on many occasions; last time vs. Boston College, 2005

SINGLE-SEASON KICKOFF RETURN TEAM HIGHS

Most Kickoff Returns: 65 in 1988

Most Kickoff Returns Per Game: 5.9 in 1988 (65 in 11)

Fewest Kickoff Returns Per Game: 0.4 in 1938 (4 in 10)

Most Kickoff Return Yards: 1,248 in 2003

Most Kickoff Return Yards Per Game: 112.2 in 1988 (1234 in 11)

Highest Average Gain Per Return (Min. 15 Returns): 26.6 in 2003 (47 for 1,248)

Most Touchdowns on Kickoff Returns: 2 in 1998, 2003, 2005

PUNT RETURN RECORDS

MOST TOUCHDOWNS ON PUNT RETURNS

Game: 2 by Andre Purvis vs. Tulane, 1993 (recovered blocked punts)

Season: 2 by Johnny Branch, 1930; by Charlie Justice, 1948; by Norris Davis, 1987; by Andre Purvis, 1993; by Bosley Allen, 2000

Career: 4 by Johnny Branch, 1929-31; by Charlie Justice, 1946-49

LONGEST PUNT RETURN

96 yards by Johnny Branch vs. Maryland, 1930 (Kenan Stadium)

SINGLE-GAME TEAM HIGHS

Most Punt Returns: 13 vs. NC State, 1932

Most Yards on Punt Returns: 225 vs. VMI, 1935

Highest Average Gain Per Return (Min. 5 returns): 30.2 vs. Georgia, 1948 (5 for 151)

Most Touchdowns Scored on Punt Returns: 2 vs. Wake Forest, 1933; vs. VMI, 1935; vs. Tulane, 1993

SINGLE-SEASON TEAM HIGHS

Most Punt Returns: 70 in 1932

Most Punt Returns Per Game: 7.7 in 1935 (69 in 9)

Fewest Punt Returns Per Game: 1.1 in 1962 (11 in 10)

Most Punt Return Yards: 718 in 1935

Most Punt Return Yards Per Game: 79.8 in 1935 (718 in 9)

Highest Average Gain Per Punt Return (Min. 15 Returns): 23.7 in 1955 (16 for 379)

Most Touchdowns on Punt Returns: 3 in 1930

**COMBINED KICK & PUNT
RETURN RECORDS**

MOST KICK RETURNS

Game: 9 by Don Jackson vs. Duke, 1934 (9 punts); by Don Jackson vs. Virginia, 1935 (9 punts); by Eric Blount vs. Maryland, 1989 (2 punts, 7 kickoffs)

Season: 56 by Eric Blount, 1991 (31 punts, 25 kickoffs)

Career: 177 by Eric Blount, 1988-91 (80 punts, 97 kick-offs)

MOST YARDS ON KICK RETURNS

Game: 184 by Marcus Wall vs. Clemson, 1994 (184 on kickoffs)

Season: 1,073 by Eric Blount, 1991 (679 on kickoffs, 394 on punts)

Career: 3,033 by Eric Blount, 1988-91 (2,313 on kick-offs, 720 on punts)

**RETURN A PUNT AND KICKOFF FOR
TOUCHDOWN, SAME GAME**

Charlie Justice vs. Florida, 1946; Eric Blount vs. William & Mary, 1991

MOST TOUCHDOWNS SCORED ON KICK RETURNS

Game: 2 by Charlie Justice vs. Florida, 1946 (1 punt, 1 kickoff); by Eric Blount vs. William & Mary, 1991 (1 punt, 1 kickoff); by Andre Purvis vs. Tulane, 1993 (recovery of blocked punts)

Season: 2 by Johnny Branch, 1930 (2 punts); by Charlie Justice, 1946 (1 punt, 1 kickoff); by Charlie Justice, 1948 (2 punts); by Norris Davis, 1987 (2 punts); by Eric Blount, 1991 (1 punt, 1 kickoff); by Andre Purvis, 1993 (recovery of blocked punts); by Leon Johnson, 1996 (1 punt, 1 kickoff); by Bosley Allen, 2000 (2 punts)

Career: 5 by Charlie Justice, 1946-49 (4 punts, 1 kick-off)

LONGEST KICKOFF RETURNS

Rk.	Year	Player	Opponent	Yards
1.	1998	Tyrell Godwin	Stanford	*100
2.	1976	Delbert Powell	Wake Forest	*98
3.	1941	Johnny Pecora	Richmond	*97
	1969	Don McCauley	Wake Forest	*97
	2003	Michael Waddell	Wisconsin	*97
6.	1995	Marcus Wall	Georgia Tech	*96
	2003	Mike Mason	Maryland	*96
	2005	Brandon Tate	Utah	*96
9.	1922	Monk McDonald	NC State	*95
	1926	Gus McPherson	Maryland	*95
	1932	John Daniel	Florida	*95
	1998	Kory Bailey	Georgia Tech	*95
13.	1996	Leon Johnson	Wake Forest	*94
14.	1959	Don Klochak	Duke	*93
	1991	Eric Blount	William & Mary	*93
16.	1975	James Betterson	William & Mary	*92
17.	1993	Marcus Wall	Duke	91
18.	1898	George Rogers	Oak Ridge	*90
	1901	Louis Graves	NC State	*90
	1915	David Tayloe	Wake Forest	90
	1935	Tom Burnette	Tennessee	*90
	1946	Charlie Justice	Florida	*90
	2005	Wallace Wright	Boston College	*90

LONGEST PUNT RETURNS

Year	Player	Opponent	Yards
1930	Johnny Branch	Maryland	*96
2001	Michael Waddell	Oklahoma	*89
1994	Leon Johnson	SMU	*88
1930	Johnny Branch	VPI	*85
1930	Johnny Peacock	Wake Forest	*85
1948	Charlie Justice	Georgia	*84
1986	Eric Lewis	N.C. State	*84
1955	Dave Reed	N.C. State	*83
1994	^Marcus Wall	Texas	*82
1941	Hugh Cox	Lenoir Rhyne	*78
2000	Bosley Allen	Wake Forest	*78
1991	Eric Blount	William & Mary	*76
1930	Pete Wyrick	Maryland	75
1949	Charlie Justice	William & Mary	*75
1951	Bud Carson	N.C. State	*74
1966	David Riggs	Michigan	73
1983	Walter Black	Memphis State	*73
1912	Bill Tillet	Wake Forest	*70
1915	Giles Long	Davidson	*70
1916	W.C. Jennette	Furman	*70
1946	Charlie Justice	Florida	*70
1952	Len Bullock	Virginia	*69
1972	Phil Lamm	Clemson	*69
1985	Eric Starr	Virginia	*69
1929	Strud Nash	NC State	*68
1930	Johnny Branch	Davidson	68
1965	David Riggs	Clemson	*67
1992	Randall Felton	Duke	*65
1926	Stephen Furches	Maryland	63
1930	Johnny Branch	Wake Forest	63
1949	Skeet Hesmer	N.C. State	*63
2000	Bosley Allen	Duke	*63
1929	Johnny Branch	Georgia Tech	*60
1932	Charles Woollen	Davidson	*60

* returned for touchdowns

^ Wall's return against Texas is the longest in a UNC bowl game (1994 Sun Bowl)



CAROLINA FOOTBALL RECORD BOOK

DEFENSIVE RECORDS

INTERCEPTIONS

CAREER

Rk. Name, Years	INT
1. Dre' Bly, 1996-98	20
2. Lou Angelo, 1970-72	16
3. Buddy Curry, 1976-79	12
Bobby Cale, 1975-78	12
5. Steve Streater, 1978-80	11
6. George Watson, 1936-38	10
George Radman, 1937-39	10
Dick Bunting, 1947-50	10
Jack Cummings, 1957-59	10
Sean Crocker, 1990-93	10

SEASON

Rk. Name, Year	INT
1. Dre' Bly, 1996	11
2. Lou Angelo, 1972	8
3. Junior Edge, 1961	7
4. Don Jackson, 1935	6
Dick Bunting, 1949	6
Walter Black, 1981	6
Larry Griffin, 1985	6
Derrick Donald, 1986	6
9. Eleven players (last: Errol Hood, 1999)	5

GAME

Rk. Name, Opponent, Year	INT
1. Don Jackson vs. Tennessee, 1935	4

MISCELLANEOUS INTERCEPTION RETURN RECORDS

MOST INTERCEPTIONS BY A LINEBACKER

Season: 5 by Buddy Curry, 1979

Career: 12 by Buddy Curry, 1976-79

MOST INTERCEPTIONS BY A FRESHMAN

Game: 3 by Dre' Bly vs. Georgia Tech, 1996

Season: 11 by Dre' Bly, 1996

MOST YARDS ON INTERCEPTION RETURNS

Game: 125 by Bill Maceyko vs. Maryland, 1948 (2 INTs)

Season: 160 by Brian Simmons, 1996 (4 INTs)

Career: 198 by Dre' Bly, 1996-98 (20 INTs)

MOST TOUCHDOWNS ON INTERCEPTION RETURNS

Game: 2 by Bill Maceyko vs. Maryland, 1948

Season: 2 by Bill Maceyko, 1948; by Greg Poole, 1981

Career: 2 by George Barclay, 1932-34; by Bill Maceyko, 1946-48; by Al Goldstein, 1957-59; by Greg Poole, 1979-82; by Dre' Bly, 1996-98

LONGEST RUN AFTER INTERCEPTED PASS

100 yards by Bob Gantt vs. William & Mary, 1950

(Kenan Stadium); 100 yards by Reggie Love vs. Tulane, 1994 (Kenan Stadium)

LONGEST INTERCEPTION RETURNS

Rk. Year	Player	Opponent	Yards	
1. 1950	Bob Gantt	William & Mary	*100	
	1994	Reggie Love	Tulane	*100
3. 1999	Antwon Black	Virginia	*89	
4. 1990	Cookie Massey	Connecticut	*87	
5. 1996	Brian Simmons	Louisville	*84	
6. 1936	John Trimpey	Virginia	*75	
7. 1929	Chuck Erickson	NC State	71	
8. 1913	Walter Fuller	Virginia	*70	
9. 1960	Sonny Folchomer	Miami	68	
10. 2001	Dexter Reid	Virginia	*67	

* returned for touchdowns



Dre' Bly

CAROLINA'S TOP FIVE CAREER INTERCEPTION LEADERS

1. DRE' BLY (ACC All-Time Leader)

Year	No.	Yards	TD
1996	11	141	1
1997	5	55	1
1998	4	2	0
Totals	20	198	2

2. LOU ANGELO

Year	No.	Yards	TD
1970	5	37	0
1971	3	6	0
1972	8	72	0
Totals	16	115	0

T3. BUDDY CURRY

Year	No.	Yards	TD
1976	2	11	0
1977	3	37	1
1978	2	36	0
1979	5	27	0
Totals	12	111	1

T3. BOBBY CALE

Year	No.	Yards	TD
1975	0	0	0
1976	5	8	0
1977	4	22	0
1978	3	60	0
Totals	12	90	0

5. STEVE STREATER

Year	No.	Yards	TD
1978	1	0	0
1979	5	66	0
1980	5	43	0
Totals	11	109	0

TACKLES

SEASON

Rk. Name, Years	Tackles
1. Buddy Curry, LB, 1979	171
2. Dexter Reid, FS, 2002	166
3. Troy Simmons, 1984	162
Carl Carr, 1985	162
Brett Rudolph, 1985	162
6. Dwight Hollier, LB, 1989	159
7. Buddy Curry, LB, 1978	155
Dwight Hollier, LB, 1990	155
9. Micah Moon, LB, 1984	153
10. Darrell Nicholson, LB, 1979	147

SACKS

CAREER

Rk. Name, Years	Sacks
1. Greg Ellis, 1994-97	32.5
2. Julius Peppers, 1999-2001	30.5
3. Marcus Jones, 1992-95	24
4. Lawrence Taylor, 1978-80	21
5. William Fuller, 1980-83	20

SEASON

Rk. Name, Year	Sacks
1. Lawrence Taylor, 1980	16-127
2. Julius Peppers, 2000	15-117
3. Greg Ellis, 1996	12.5-99
4. Julius Peppers, 2001	9.5-56
5. William Fuller, 1981	9-66
Greg Ellis, 1997	9-65
7. Marcus Jones, 1994	8.5-76
8. Mike Wilcher, 1981	8-72
Ron Burton, 1986	8-72
Tim Goad, 1987	8-55
Joey Evans, 2000	8-53
Tommy Davis, 2005	8-69

GAME

Rk. Name, Opponent, Year	Sacks
1. Julius Peppers, Virginia, 2001	4

TACKLES FOR LOSSES

CAREER

Rk. Name, Years	TFL
1. William Fuller, 1980-83	57
2. Julius Peppers, 1999-2001	53
3. Greg Ellis, 1994-97	50
4. Marcus Jones, 1992-95	46
5. Ebenezer Ekuban, 1995-98	32

SEASON

Rk. Name, Year	TFL
1. Julius Peppers, 2000	24
2. Ebenezer Ekuban, 1998	23
3. William Fuller, 1981	22
William Fuller, 1983	22
Lawrence Taylor, 1980	22
6. Marcus Jones, 1995	19
Julius Peppers, 2001	19
8. Greg Ellis, 1996	18
Greg Ellis, 1997	18
10. Kivusama Mays, 1997	16.5
Sedrick Hodge, 2000	16



Julius Peppers



PASS BREAKUPS

CAREER

Rk. Name, Years	PBU's
1. Robert Williams, 1995-97	40
2. Michael Waddell, 2000-04	36
3. Dre' Bly, 1996-98	27
4. Sean Crocker, 1990-93	22
5. Errol Hood, 1998-2001	20

SEASON

Rk. Name, Year	PBU's
1. Robert Williams, 1996	23
2. Steve Fisher, 1998	17
3. Thomas Smith, 1991	16
4. Michael Waddell, 2001	14
5. Dre' Bly, 1996	13
Robert Williams, 1997	13
7. Errol Hood, 2000	12
Michael Waddell, 2000	12
9. Errol Hood, 1999	11
10. Sean Boyd, 1994	10
Dre' Bly, 1998	10
Cedrick Holt, 2005	10

**MISCELLANEOUS DEFENSIVE
RECORDS**

**CAROLINA TURNOVERS, SINGLE-SEASON
HIGHS/LOWS**

Most Fumbles: 41 in 1973
Most Fumbles Lost: 24 in 1973
Most Interceptions: 21 in 1972
Most Yards on Interception Returns: 341 in 1972 (21 interceptions)
Most TDs on Interception Returns: 3 in 1994
Fewest Interceptions by UNC's defense: 2 in 2003
Fewest Interceptions thrown by UNC's offense: 6 in 1974, 1996
Fewest Turnovers by UNC's offense: 12 in 1996 (6 fumbles, 6 interceptions)
Most Turnovers by UNC's offense: 42 in 1960 (23 fumbles, 19 interceptions)
Most Opponents' Fumbles Recovered and Passes intercepted by UNC: 44 in 1939 (24 fumbles, 20 interceptions)
Most Opponents' Fumbles Recovered: 26 in 1953
Most Passes Intercepted By: 23 in 1935 and 1937
Fewest Fumbles Lost: 6 in 1996

CAROLINA TURNOVERS, SINGLE-GAME HIGHS

Most Turnovers: 14 vs. VMI, 1915 (all fumbles)
Most Plays Without a Turnover in a Complete Game: 97 vs. NC State, 1971
Most Turnovers in a Win: 8 (4 fumbles, 4 interceptions) vs. Virginia, 1939 (19-0); 8 (7 fumbles, 1 interception) vs. South Carolina (27-19), 1952
Most Interceptions in a Win: 4 vs. Virginia, 1939 (19-0); vs. NC State, 1954 (20-6)

CAROLINA FUMBLES, SINGLE-GAME HIGHS

Most Fumbles: 16 vs. VMI, 1915
Most Fumbles Lost: 14 vs. VMI, 1915
Most Fumbles Lost in a Win: 8 vs. Virginia Tech, 1938 (7-0)
Fewest Fumbles: 0 many times; last time vs. Boston College, 2004

OPPONENT TURNOVERS, SINGLE-GAME HIGHS

Most Opponents' Passes Intercepted and Fumbles Recovered by UNC: 9 vs. Tennessee, 1935 (9 interceptions); vs. NC State, 1935 (5 fumbles and 4 interceptions); vs. NYU, 1937 (2 fumbles and 7 interceptions)
Most Fumbles Caused by UNC: 11 vs. Florida, 1968
Most Fumbles Recovered: 8 vs. Washington & Lee, 1953; vs. Florida, 1968

LONGEST FUMBLE RETURNS

Yards	Player	Year	Opponent
*96	Carl Carr	1984	Duke
*81	Antwon Black	1998	Georgia Tech
*73	Alan Caldwell	1977	Wake Forest
*53	Greg DeLong	1993	Ohio
*45	Pete Avery	1936	Tennessee
36	Bracey Walker	1993	UTEP
*27	Norris Davis	1987	Navy
22	Omar Brown	1996	Virginia
*22	Hilee Taylor	2004	Georgia Tech
20	Errol Hood	1999	Georgia Tech
*17	Stephon McQueen	1997	Maryland
17	Greg Ellis	1997	Wake Forest

* denotes touchdowns

FIRST DOWNS, SINGLE-GAME RECORDS

Most First Downs: 36 vs. Pittsburgh, 1974
Most First Downs Rushing: 27 vs. William & Mary, 1971
Most First Downs Passing: 19 vs. Maryland, 1996
Most First Downs by Penalty: 6 vs. Maryland, 1980
Most First Downs in a Loss: 31 vs. Syracuse, 2003 (49-47, 3OT)
Fewest First Downs: 1 vs. Duke, 1932; vs. Wake Forest, 1944
Fewest First Downs in a Win: 8 vs. Virginia, 1949 (14-7)

FIRST DOWNS, SINGLE-SEASON RECORDS

Most First Downs: 276 in 1993
Most First Downs Per Game: 24.4 in 1983 (268 in 11)
Most First Downs Rushing: 173 in 1970
Most First Downs Passing: 132 in 2002, 2003
Most First Downs by Penalty: 25 in 2000

PENALTIES, SINGLE-GAME RECORDS

Most Penalties Against: 16 vs. Virginia, 1975
Most Yards Penalized: 150 vs. Duke, 1947
Fewest Penalties: 0 vs. Georgia, 1931; vs. Virginia, 1934; vs. Maryland, 1935; vs. Fordham, 1940; vs. Wake Forest, 1941; vs. Wake Forest, 1944; vs. Clemson, 1960; vs. Wake Forest, 1968; vs. Wake Forest, 1969

PENALTIES, SINGLE-SEASON RECORDS

Most Penalties: 98 in 2001
Most Yards Penalized: 792 in 2002
Fewest Penalties: 32 in 1966
Fewest Yards Penalized: 237 in 1944



CAROLINA FOOTBALL RECORD BOOK

BESTS VS. ACC OPPONENTS

CAROLINA'S ACC LEADERS

BOSTON COLLEGE (SINCE JOINING THE ACC IN 2005)

Rushes: 20 by Ronnie McGill, 2005
Yards Rushing: 75 by Ronnie McGill, 2005
Passes Attempted: 32 by Matt Baker, 2005
Passes Completed: 20 by Matt Baker, 2005
Passing Yards: 211 by Matt Baker, 2005
Receptions: 8 by Jesse Holley, 2005
Yards on Receptions: 125 by Jesse Holley, 2005
Total Offense: 212 by Matt Baker, 2005

CLEMSON

Rushes: 32 by Don McCauley, 1970
Yards Rushing: 228 by Mike Voight, 1975
Passes Attempted: 39 by Scott Stankavage, 1983
Passes Completed: 22 by Scott Stankavage, 1983
Passing Yards: 314 by Ronald Curry, 2000
Receptions: 9 by Charlie Carr, 1966
Yards on Receptions: 169 by L.C. Stevens, 1997
Total Offense: 337 by Ronald Curry, 2000

DUKE

Rushes: 47 by Don McCauley, 1970; by Mike Voight, 1976
Yards Rushing: 291 by Kennard Martin, 1988
Passes Attempted: 50 by Jeff Beaver, 1966
Passes Completed: 23 by Mike Thomas, 1995
Passing Yards: 319 by Mark Maye, 1986
Receptions: 11 by Leon Johnson, 1995
Yards on Receptions: 185 by Bucky Brooks, 1992
Total Offense: 348 by Mark Maye, 1986

FLORIDA STATE (SINCE JOINING THE ACC IN 1992)

Rushes: 25 by Leon Johnson, 1996
Yards Rushing: 73 by Leon Johnson, 1996
Passes Attempted: 40 by C.J. Stephens, 2002
Passes Completed: 18 by Darian Durant, 2003 & 2004
Passing Yards: 254 by Darian Durant, 2004
Receptions: 8 by Jarwarski Pollock, 2003 & 2004
Yards on Receptions: 100 by Bobby Blizzard, 2002; by Jarwarski Pollock, 2004
Total Offense: 262 by Darian Durant, 2004

GEORGIA TECH

Rushes: 33 by Natrone Means, 1992
Yards Rushing: 161 by Jacque Lews, 2004
Passes Attempted: 41 by Oscar Davenport, 1997
Passes Completed: 26 by Oscar Davenport, 1997, by Darian Durant, 2003
Passing Yards: 406 by Mark Maye, 1987
Receptions: 10 by Leon Johnson, 1995
Yards on Receptions: 247 by Randy Marriott, 1987
Total Offense: 420 by Mark Maye, 1987

MARYLAND

Rushes: 35 by Ethan Horton, 1984
Yards Rushing: 249 by Natrone Means, 1992
Passes Attempted: 40 by Mark Maye, 1986; by Matt Baker, 2005
Passes Completed: 25 by Mark Maye, 1986; by Chris Keldorf, 1996; by Matt Baker, 2005
Passing Yards: 340 by Chris Keldorf, 1996
Receptions: 10 by Sam Aiken, 2002
Yards on Receptions: 167 by L.C. Stevens, 1996
Total Offense: 356 by Matt Baker, 2005

MIAMI (SINCE JOINING THE ACC IN 2004)

Rushes: 25 by Chad Scott, 2004
Yards Rushing: 175 by Chad Scott, 2004
Passes Attempted: 29 by Darian Durant, 2004
Passes Completed: 21 by Darian Durant, 2004
Passing Yards: 266 by Darian Durant, 2004
Receptions: 7 by Jarwarski Pollock, 2004
Yards on Receptions: 84 by Jon Hamlett, 2004
Total Offense: 330 by Darian Durant, 2004

NC STATE

Rushes: 39 by Mike Voight, 1975
Yards Rushing: 216 by Amos Lawrence, 1977
Passes Attempted: 42 by Darian Durant, 2003
Passes Completed: 26 by Jason Stanicek, 1992
Passing Yards: 323 by Darian Durant, 2003
Receptions: 11 by Jarwarski Pollock, 2003
Yards on Receptions: 134 by Jarwarski Pollock, 2003
Total Offense: 389 by Darian Durant, 2003

VIRGINIA


Rushes: 39 by Derrick Fenner, 1986
Yards Rushing: 328 by Derrick Fenner, 1986
Passes Attempted: 40 by Darian Durant, 2003
Passes Completed: 27 by Darian Durant, 2003
Passing Yards: 281 by Kevin Anthony, 1984
Receptions: 12 by Bud Phillips, 1966
Yards on Receptions: 179 by Sam Aiken, 2002
Total Offense: 328 by Derrick Fenner, 1986

VIRGINIA TECH (SINCE JOINING THE ACC IN 2004)

Rushes: 15 by Chad Scott, 2004
Yards Rushing: 122 by Chad Scott, 2004
Passes Attempted: 41 by Matt Baker, 2005
Passes Completed: 15 by Matt Baker, 2005
Passing Yards: 165 by Darian Durant, 2004
Receptions: 6 by Jarwarski Pollock, 2004
Yards on Receptions: 59 by Wallace Wright, 2004
Total Offense: 168 by Darian Durant, 2004

WAKE FOREST

Rushes: 33 by Mike Voight, 1975
Yards Rushing: 244 by Ronnie McGill, 2003
Passes Attempted: 41 by Matt Kupec, 1979
Passes Completed: 24 by Matt Kupec, 1979; by Darian Durant, 2001
Passing Yards: 361 by Darian Durant, 2001
Receptions: 10 by Mike Chatham, 1979
Yards on Receptions: 149 by Tony Blanchard, 1968; by Jimmy Jerome, 1974
Total Offense: 416 by Gayle Bomar, 1968



Chris Keldorf

INDIVIDUAL

TOTAL OFFENSE

Year	Player	Plays	Yards
1958	Jack Cummings	154	1148
1963	Junior Edge	244	1413
1965	Danny Talbott	303	1477
1971	Paul Miller	250	1302
2002	Darian Durant	334	2286

SCORING

Year	Player	TD	PAT	FG	Pts
1965	Danny Talbott	7	13	5	70
1970	Don McCauley	21	0	0	126
1976	Mike Voight	18	1	0	110
1980	Amos Lawrence	15	0	0	90
1981	Kelvin Bryant	18	0	0	108
1993	Leon Johnson	16	2	0	100

RUSHING

Year	Player	Plays	Yards
1963	Ken Willard	167	648
1969	Don McCauley	204	1092
1970	Don McCauley	324	1720
1975	Mike Voight	259	1250
1976	Mike Voight	315	1407
1977	Amos Lawrence	193	1211
1983	Ethan Horton	200	1107
1984	Ethan Horton	238	1247
1986	Derrick Fenner	200	1250
1988	Kennard Martin	193	1146
1991	Natrone Means	201	1030

PASSING

Year	Player	Rating
1979	Matt Kupec	131.1
1980	Rod Elkins	114.7
1986	Mark Maye	141.3
1996	Chris Keldorf	137.3



CAROLINA FOOTBALL RECORD BOOK

CAROLINA'S ACC LEADERS



Natrone Means

TEAM

TOTAL OFFENSE

Year	Yards	Per Game
1958	3198	319.8
1963	3414	341.4
1969	3662	366.2
1970	4523	411.2
1971	4015	365.0
1974	4691	426.5
1980	4018	365.3
1981	4573	415.7
1983	4860	441.8
1986	4796	436.0

RUSHING OFFENSE

Year	Yards	Per Game
1969	2615	261.5
1970	3137	285.2
1972	2684	244.0
1974	2925	265.9
1975	2466	224.2
1980	2977	270.6
1981	3019	274.5
1982	2881	261.9
1983	3046	276.9
1993	3036	253.0
1994	2496	226.9

PASSING OFFENSE

Year	Yards	Per Game
1963	1605	160.5
2002	3199	266.6

SCORING OFFENSE

Year	Points	Per Game
1958	195	19.5
1964	178	17.8
1969	200	20.0
1970	346	31.5
1971	285	25.9
1974	340	30.9
1979	273	24.8
1980	281	25.5
1981	344	31.3

TOTAL DEFENSE

Years	Yards	Per Game
1958	2397	239.7
1964	2573	257.3
1970	2864	260.4
1971	3062	278.4
1977	2624	238.5
1980	2821	256.5
1982	2602	235.5
1983	3254	295.8
1995	2940	267.3
1996	2482	225.6
1997	2302	209.3
2001	3664	305.3

RUSHING DEFENSE

Year	Yards	Per Game
1958	1349	134.9
1964	1462	146.2
1969	1085	108.5
1970	1048	95.3
1971	1479	134.5
1977	1487	135.2
1983	1494	135.8

PASSING DEFENSE

Year	Yards	Per Game
1953	782	78.2
1960	676	67.6
1963	844	84.4
1974	1175	106.8
1977	1137	103.4
1982	1490	135.5
1996	83.2	rating points
1997	81.5	rating points
2001	98.9	rating points

SCORING DEFENSE

Year	Points	Per Game
1958	109	10.9
1969	164	16.4
1970	179	16.3
1971	145	13.2
1977	81	7.4
1980	123	11.2
1982	139	12.6
1983	188	17.1
1996	110	10.0
1997	143	13.0



RECEIVING

Year	Player	Rec	Yards	TD
1963	Bob Lacey	48	553	1
1964	Ronnie Jackson	34	512	5
1966	Charlie Carr	52	490	0
1974	Jimmy Jerome	47	837	5

FIELD GOALS

Year	Player	No.	Att.
1969	Don Hartig	9	21
1971	Ken Craven	11	16
1976	Tom Biddle	13	18
1977	Tom Biddle	15	24
1982	Brooks Barwick	20	23
1990	Clint Gwaltney	21	27
2000	Jeff Reed	16	20

PUNTING

Year	Player	No.	Avg
1953	Dick Lackey	27	43.4
1956	Walley Vale	31	41.1
1957	Don Coker	20	39.6
1958	Don Coker	31	43.2
1963	Bill Edwards	52	37.3
1980	Steve Streater	59	43.4
1985	Tommy Barnhardt	68	41.5
1992	Mike Thomas	56	43.1
1998	Brian Schmitz	75	44.8
1999	Brian Schmitz	74	47.8

INTERCEPTIONS

Year	Player	No.	Yards	TD
1963	Bill Edwards	4	5	0
1972	Lou Angelo	8	72	0
1976	Bobby Cale	5	8	0
1980	Steve Streater	5	43	0
1985	Larry Griffin	6	24	0
1986	Derrick Donald	6	51	0
1996	Dre' Bly	11	141	1

ALL-PURPOSE RUNNING

Year	Player	Yards
1961	Gib Carson	887
1964	Ken Willard	1269
1969	Don McCauley	1770
1970	Don McCauley	2021
1971	Lewis Jolley	1455
1974	James Betterson	1647
1976	Mike Voight	1439
1984	Ethan Horton	1501
1986	Derrick Fenner	1372
1987	Randy Marriott	1253
1991	Natrone Means	1208

KICKOFF RETURNS

Year	Player	No.	Avg	TD
1953	Ken Keller	13	21.5	0
1974	James Betterson	18	28.4	0
1987	Randy Marriott	27	22.5	0
1991	Eric Blount	25	27.2	1
1994	Marcus Wall	27	27.5	1
1996	Leon Johnson	14	24.8	1
1998	Tyrell Godwin	12	27.8	1
2003	Michael Waddell	15	31.7	1

PUNT RETURNS

Year	Player	No.	Avg	TD
1969	Rusty Culbreth	27	8.0	0
1976	Mel Collins	15	10.7	0
1988	Eric Blount	15	9.9	0
1994	Octavus Barnes	14	10.8	0



CAROLINA FOOTBALL RECORD BOOK



TOTAL OFFENSE

Year	Name	Plays	Rush	Pass	Total	TDR
1931	Bill Croom	93	238	246	484	3
1932	John Phipps	144	156	324	480	4
1933	Alan McDonald	108	143	293	436	4
1934	Don Jackson	114	175	326	501	6
1935	Don Jackson	200	492	713	1205	15
1936	Jim Hutchins	121	455	174	629	8
1937	Tom Burnette	72	418	127	545	5
1938	Jim Lalanne	121	213	302	515	3
1939	Jim Lalanne	172	406	538	944	15
1940	Jim Lalanne	183	541	333	874	9
1941	Hugh Cox	164	394	209	603	7
1942	Billy Myers	119	376	257	633	5
1943	Eddie Teague	126	379	145	524	3
1944	Bob Warren	160	19	303	322	2
1945	Tom Gorman	104	34	420	454	2
1946	Charlie Justice	181	943	274	1217	13
1947	Charlie Justice	175	548	390	938	14
1948	Charlie Justice	269	766	854	1620	23
1949	Charlie Justice	222	377	731	1108	14
1950	Billy Hayes	192	136	528	664	2
1951	Frank Wissman	118	116	396	512	5
1952	Marshall Newman	160	47	564	611	7
1953	Ken Keller	86	432	0	432	5
1954	Len Bullock	132	96	283	379	5
1955	Ken Keller	114	353	51	404	2
1956	Ed Sutton	134	748	71	819	8
1957	Jack Cummings	106	30	640	670	5
1958	JACK CUMMINGS	154	11	1139	1150	11
1959	Jack Cummings	169	68	889	957	6
1960	Ray Farris	269	257	865	1122	9
1961	Ray Farris	269	153	875	1028	6
1962	Junior Edge	225	64	1234	1298	8
1963	JUNIOR EDGE	244	250	1163	1413	10
1964	Gary Black	254	261	1038	1299	10
1965	DANNY TALBOTT	303	397	1080	1477	10
1966	Danny Talbott	196	188	691	879	4
1967	Gayle Bomar	351	529	873	1402	6
1968	Gayle Bomar	354	495	1229	1724	13
1969	Don McCauley	205	1092	0	1092	11
1970	Don McCauley	327	1720	9	1729	21
1971	PAUL MILLER	250	261	1041	1302	15
1972	Nick Vidnovic	226	149	1096	1245	16
1973	Sammy Johnson	186	1006	0	1006	7
1974	Chris Kupec	222	109	1474	1583	21
1975	Bill Paschall	265	109	1195	1304	11
1976	Mike Voight	315	1407	0	1407	18
1977	Amos Lawrence	197	1211	20	1231	7
1978	Amos Lawrence	235	1043	0	1043	3
1979	Matt Kupec	170	-23	1587	1564	20
1980	Amos Lawrence	229	1118	0	1118	11
1981	Rod Elkins	172	38	994	1032	10
1982	Scott Stankavage	179	1	1124	1125	11
1983	Scott Stankavage	288	-21	1721	1700	20
1984	Kevin Anthony	347	-4	1786	1782	12
1985	Kevin Anthony	292	-143	1546	1403	13
1986	Mark Maye	233	96	1401	1497	12
1987	Mark Maye	328	-51	1965	1914	9
1988	Kennard Martin	193	1146	0	1146	11
1989	Jonathan Hall	150	120	581	701	2
1990	Todd Burnett	263	-114	1339	1225	4
1991	Natrone Means	201	1030	0	1030	11
1992	Jason Stanicek	209	121	1082	1203	5

YEARLY RECORDS

1993	Jason Stanicek	326	406	1878	2284	16
1994	Jason Stanicek	254	281	1222	1503	10
1995	Mike Thomas	393	53	2436	2489	11
1996	Chris Keldorf	394	-177	2347	2230	23
1997	Oscar Davenport	232	12	1380	1392	9
1998	Ronald Curry	227	419	975	1394	8
1999	Ronald Curry	170	226	682	908	5
2000	Ronald Curry	423	351	2325	2676	17
2001	Darian Durant	281	128	1843	1971	19
2002	Darian Durant	334	163	2123	2286	18
2003	Darian Durant	480	396	2551	2947	24
2004	Darian Durant	380	188	2238	2426	18
2005	Matt Baker	425	-34	2345	2311	11


TDR: Touchdowns Responsible For; ALL CAPS are ACC leaders

SCORING LEADERS

Year	Name	TD	PAT	FG	Points
1931	Rip Slusser	7	0	0	42
1932	Bill Croom	3	0	0	18
1933	George Moore	3	0	0	18
1934	Harry Montgomery	4	0	0	24
	Charlie Shaffer	4	0	0	24
1935	Don Jackson	7	0	0	42
1936	Jim Hutchins	7	0	0	42
1937	Crowell Little	7	0	0	42
	George Watson	7	0	0	42
1938	George Radman	6	0	0	36
1939	Paul Severin	5	4	2	40
1940	Jim Lalanne	6	0	0	36
1941	Hugh Cox	4	2	0	26
1942	Billy Myers	4	6	0	30
1943	Billy Myers	5	0	0	30
	Hosea Rodgers	5	0	0	30
1944	Bob Warren	2	0	0	12
1945	Tom Colfer	5	0	0	30
1946	Charlie Justice	12	0	0	72
1947	Charlie Justice	8	0	0	48
1948	Charlie Justice	11	0	0	66
1949	Charlie Justice	8	0	0	48
1950	Bud Wallace	5	0	0	30
1951	Bud Wallace	4	0	0	24
	Dick Wiess	4	0	0	24
1952	Benny Walser	4	0	0	24
1953	Ken Keller	5	7	0	37
1954	Ken Keller	4	9	0	33
1955	Ken Keller	2	9	0	21
1956	Ed Sutton	7	0	0	42
1957	Giles Gaca	3	0	0	18
	Daley Goff	3	0	0	18
	Buddy Payne	3	0	0	18
1958	Don Klochak	5	2	0	34
1959	Don Klochak	5	0	0	30
1960	Ray Farris	6	0	0	36
1961	Bob Elliott	3	12	3	39
1962	Bob Lacey	5	1	1	35
1963	Ken Willard	6	1	0	38
1964	Ken Willard	9	0	0	54
1965	DANNY TALBOTT	7	13	5	70
1966	Bill Dodson	0	5	5	20
1967	Tommy Dempsey	4	0	0	24
1968	Don Hartig	0	14	8	38
1969	Don McCauley	11	0	0	66
1970	DON McCAULEY	21	0	0	126
1971	Lewis Jolley	11	1	0	68
1972	Ellis Alexander	0	35	7	56
1973	Ellis Alexander	0	24	8	48
1974	Mike Voight	11	0	0	66
1975	Mike Voight	11	0	0	66
1976	MIKE VOIGHT	18	1	0	110
1977	Tom Biddle	0	21	15	66
1978	Jeff Hayes	0	19	8	43
1979	Amos Lawrence	10	0	0	60
1980	AMOS LAWRENCE	15	0	0	90
1981	KELVIN BRYANT	18	0	0	108
1982	Brooks Barwick	0	37	20	97
1983	Brooks Barwick	0	40	11	73
1984	Kenny Miller	0	18	16	66
1985	Earl Winfield	9	0	0	54
1986	Lee Gliarmis	0	30	11	63
1987	Kenny Miller	0	23	13	62
1988	Kennard Martin	11	0	0	66
1989	Michael Benefield	5	0	0	30
	Clint Gwaltney	0	15	5	30
1990	Clint Gwaltney	0	22	21	85
1991	Natrone Means	11	0	0	66
1992	Natrone Means	13	1	0	80

1993	LEON JOHNSON	16	2	0	100
1994	Tripp Pignetti	0	37	12	73
1995	Leon Johnson	12	1	0	74
1996	Leon Johnson	12	0	0	72
1997	Josh McGee	0	34	12	70
1998	Josh McGee	0	30	14	72
1999	Josh McGee	0	15	17	66
2000	Jeff Reed	0	30	16	78
2001	Jeff Reed	0	36	12	72
2002	Dan Orner	0	26	9	53
2003	Dan Orner	0	35	12	71
2004	Connor Barth	0	35	14	77
2005	Connor Barth	0	23	11	56

All CAPS are ACC leaders



YEARLY RUSHING LEADERS

Year	Name	Att	Yds	TD
1931	Rip Slusser	122	421	6
1932	Bill Croom	52	265	2
1933	Alan McDonald	54	143	1
1934	Jim Hutchins	98	406	2
1935	Don Jackson	100	492	5
1936	Jim Hutchins	103	455	7
1937	Tom Burnette	57	418	2
1938	Jack Kraynick	106	340	3
1939	Jim Lalanne	83	406	6
1940	Jim Lalanne	111	541	6
1941	Hugh Cox	113	394	3
1942	Billy Myers	76	376	4
1943	Hosea Rodgers	83	461	5
1944	Art Lowe	28	134	1
1945	Bill Voris	98	291	1
1946	Charlie Justice	131	943	9
1947	Charlie Justice	125	548	5
1948	Charlie Justice	147	766	8
1949	Billy Hayes	148	447	1
1950	Dick Bunting	106	401	2
1951	Dick Wiess	82	339	4
1952	Larry Parker	83	215	1
1953	Ken Keller	83	432	5
1954	Don Klochak	55	361	3
1955	Ken Keller	105	353	2
1956	Ed Sutton	120	748	5
1957	Ed Lipski	50	305	1
1958	Wade Smith	102	449	3
1959	Wade Smith	87	414	3
1960	Bob Elliott	88	356	4
1961	Gib Carson	116	406	3
1962	Ken Willard	119	466	4
1963	KEN WILLARD	167	648	6
1964	Ken Willard	228	835	8
1965	Tom Lampman	108	444	2
1966	David Riggs	110	399	2
1967	Gayle Bomar	193	529	2
1968	Gayle Bomar	165	495	5
1969	DON McCAULEY	204	1092	8
1970	DON McCAULEY	324	1720	19
1971	Lewis Jolley	117	712	7
1972	Ike Oglesby	148	707	3
1973	Sammy Johnson	183	1006	7



CAROLINA FOOTBALL RECORD BOOK

1974	James Betterson	209	1082	9
1975	MIKE VOIGHT	259	1250	11
1976	MIKE VOIGHT	315	1407	18
1977	AMOS LAWRENCE	193	1211	6
1978	Amos Lawrence	234	1043	2
1979	Amos Lawrence	225	1019	9
1980	Amos Lawrence	229	1118	11
1981	Kelvin Bryant	152	1015	17
1982	Kelvin Bryant	228	1064	3
1983	ETHAN HORTON	200	1107	3
1984	ETHAN HORTON	238	1247	6
1985	William Humes	115	515	5
1986	DERRICK FENNER	200	1250	6
1987	Eric Starr	142	550	3
1988	KENNARD MARTIN	193	1146	11
1989	Aaron Staples	114	463	4
1990	Natrone Means	168	849	10
1991	NATRONE MEANS	201	1030	11
1992	Natrone Means	236	1195	13
1993	Curtis Johnson	173	1034	11
1994	Leon Johnson	151	805	7
1995	Leon Johnson	225	963	12
1996	Leon Johnson	242	913	10
1997	Jonathan Linton	248	1004	10
1998	Rufus Brown	133	534	3
1999	Daniel Davis	69	303	2
2000	Brandon Russell	145	508	3
2001	Andre' Williams	170	520	4
2002	Jacque Lewis	130	574	2
2003	Ronnie McGill	128	654	7
2004	Chad Scott	143	796	8
2005	Ronnie McGill	130	530	5

All CAPS denote ACC leaders



Jason Stanicek

YEARLY PASSING LEADERS

Year	Name	Comp	Att	Yds	TD
1931	Tom White	11	35	138	1
1932	John Phipps	20	63	324	3
1933	Alan McDonald	18	54	293	3
1934	Don Jackson	19	55	326	3
1935	Don Jackson	47	100	713	8
1936	Crowell Little	13	32	179	2
1937	Crowell Little	19	46	265	0
1938	Jim Lalanne	21	52	302	2
1939	Jim Lalanne	44	89	538	9
1940	Jim Lalanne	33	72	333	3
1941	Hugh Cox	19	51	209	3
1942	Billy Myers	19	43	257	1
1943	Billy Myers	17	45	317	4
1944	Bob Warren	25	72	303	0
1945	Tom Gorman	27	73	420	2

YEARLY RECORDS

1946	Charlie Justice	19	50	274	1
1947	Charlie Justice	27	50	390	6
1948	Charlie Justice	62	122	854	12
1949	Charlie Justice	51	99	731	6
1950	Billy Hayes	49	104	528	2
1951	Frank Wissman	35	65	396	4
1952	Marshall Newman	34	92	564	7
1953	Marshall Newman	26	81	297	3
1954	Len Bullock	31	55	283	3
1955	Dave Reed	25	73	418	1
1956	Dave Reed	22	54	313	4
1957	Jack Cummings	39	76	640	4
1958	Jack Cummings	68	134	1139	11
1959	Jack Cummings	63	144	889	4
1960	Ray Farris	63	143	865	3
1961	Ray Farris	71	159	875	2
1962	Junior Edge	103	185	1234	7
1963	Junior Edge	89	170	1163	5
1964	Gary Black	82	174	1038	7
1965	Danny Talbott	103	207	1080	3
1966	Danny Talbott	69	122	691	2
1967	Gayle Bomar	79	158	873	4
1968	Gayle Bomar	87	189	1229	8
1969	John Swofford	33	74	487	4
1970	Paul Miller	48	80	728	8
1971	Paul Miller	75	146	1041	9
1972	Nick Vidnovic	69	143	1096	10
1973	Bill Paschall	65	116	837	7
1974	Chris Kupec	104	150	1474	12
1975	Bill Paschall	93	180	1195	10
1976	Matt Kupec	52	99	751	2
1977	Matt Kupec	59	105	715	7
1978	Matt Kupec	71	121	787	6
1979	MATT KUPEC	123	227	1587	18
1980	ROD ELKINS	81	160	1002	11
1981	Rod Elkins	69	136	994	9
1982	Scott Stankavage	78	158	1124	11
1983	Scott Stankavage	147	249	1721	16
1984	Kevin Anthony	146	265	1786	8
1985	Kevin Anthony	142	249	1546	11
1986	MARK MAYE	110	176	1401	10
1987	Mark Maye	143	270	1965	9
1988	Todd Burnett	52	97	497	3
1989	Jonathan Hall	50	113	581	2
1990	Todd Burnett	112	219	1339	4
1991	Chuckie Burnette	81	130	939	4
1992	Jason Stanicek	84	144	1082	4
1993	Jason Stanicek	139	217	1878	12
1994	Jason Stanicek	96	166	1222	7
1995	Mike Thomas	185	332	2436	10
1996	CHRIS KELDORF	201	338	2347	23
1997	Oscar Davenport	115	183	1380	7
1998	Oscar Davenport	100	182	1208	8
1999	Ronald Curry	54	110	682	3
2000	Ronald Curry	163	304	2325	11
2001	Darian Durant	142	223	1843	17
2002	Darian Durant	147	248	2123	16
2003	Darian Durant	234	389	2551	18
2004	Darian Durant	178	299	2238	17
2005	Matt Baker	180	346	2345	9

All CAPS are ACC leaders

Based on passing yards

YEARLY RECEIVING LEADERS

Year	Name	Rec	Yds	Avg	TD
1931	Rip Slusser	9	231	25.7	1
	Theron Brown	9	92	10.2	0
1932	George Brandt	9	109	12.1	1
1933	Bill Croom	6	172	28.7	0
1934	Dick Buck	11	271	24.6	3
1935	Harry Montgomery	13	142	10.9	0
1936	Dick Buck	20	232	11.6	2
1937	Andy Bershak	14	198	14.1	1
1938	Chuck Kline	8	104	13.0	0
1939	George Radman	23	228	9.9	3
1940	Paul Severin	15	185	12.3	1
1941	Craven Turner	6	91	15.2	1
1942	Joe Austin	9	174	19.3	2
1943	Eddie Bryant	7	179	25.6	2
	Barney Poole	7	70	10.0	2
1944	Jim Camp	14	157	11.2	0
1945	Mike Rubish	8	107	13.4	0
1946	Jack Fitch	6	129	21.5	0
1947	Bob Cox	22	297	13.5	2
1948	Art Weiner	31	481	15.5	6
1949	Art Weiner **	52	762	14.7	7



Sam Aiken

1950	Benny Walser	16	260	16.3	4
1951	Skeet Hesmer	14	109	7.8	0
1952	Benny Walser	12	186	15.5	4
1953	Tom Adler	13	145	11.2	0
1954	Will Frye	12	100	8.3	0
1955	Will Frye	13	181	13.9	0
1956	Ed Sutton	14	159	11.4	2
1957	Buddy Payne	12	204	17.0	3
1958	Al Goldstein	24	490	20.4	2
1959	Al Goldstein	20	328	16.4	2
1960	John Schroeder	15	202	13.5	0
1961	Jimmy Addison	16	110	6.9	0
1962	Bob Lacey	44	668	15.2	5
1963	BOB LACEY	48	533	11.1	1
1964	RONNIE JACKSON	34	512	15.1	5
1965	Bob Hume	30	263	8.8	0
1966	CHARLIE CARR	52	490	9.4	0
1967	Peter Davis	30	338	11.3	2
1968	Don McCauley	23	313	13.6	1
1969	Tony Blanchard	23	320	13.9	2
1970	Lewis Jolley	20	358	17.9	5
1971	Lewis Jolley	23	367	16.0	4
1972	Jimmy Jerome	22	326	14.8	4
1973	Jimmy Jerome	24	309	12.9	3
1974	JIMMY JEROME	47	837	17.8	5
1975	Charlie Williams	24	290	12.1	3
1976	Mel Collins	14	185	13.2	1
1977	Brooks Williams	19	218	11.5	2
1978	Bob Loomis	31	432	13.9	7
1979	Mike Chatham	29	448	15.4	8
1980	Mike Chatham	20	239	12.0	0
1981	Jon Richardson	28	373	13.3	1
1982	Victor Harrison	30	489	16.3	3
1983	Mark Smith	40	580	14.5	8
1984	Earl Winfield	34	527	15.5	0
1985	Earl Winfield	47	696	14.8	8
1986	Eric Streater	37	601	16.2	4
1987	Randy Marriott	36	634	17.6	4
1988	Randy Marriott	34	498	14.6	4
1989	Randall Felton	37	495	13.4	1
1990	Corey Holliday	28	488	17.4	1
1991	Corey Holliday	40	504	12.6	2
1992	Corey Holliday	37	588	15.9	2
1993	Corey Holliday	50	867	17.3	2
1994	Octavus Barnes	32	609	19.0	3
1995	Leon Johnson	54	408	7.6	0
1996	Na Brown	52	534	10.3	4
1997	Na Brown	55	610	11.1	4
1998	Na Brown	55	897	16.3	6
1999	Kory Bailey	25	418	16.7	2
2000	Bosley Allen	40	634	15.9	4



CAROLINA FOOTBALL RECORD BOOK

2001	Sam Aiken	46	789	17.2	8
2002	Sam Aiken	68	990	14.6	4
2003	Jarwarski Pollock	71	745	10.5	1
2004	Jarwarski Pollock	45	408	9.1	2
2005	Jesse Holley	47	670	14.3	1

** Art Weiner led the nation in 1949

All CAPS are ACC leaders

YEARLY PUNTING LEADERS

Year	Name	No.	Yds	Avg
1931	Johnny Branch	20	726	36.3
1932	Charles Woollen	48	1694	35.3
1933	Charles Woollen	46	1652	35.9
1934	Charlie Shaffer	46	1894	41.2
1935	Don Jackson	50	1882	37.6
1936	Tom Burnette	62	2591	41.8
1937	Tom Burnette	42	1597	38.0
1938	George Stirnweiss	58	2231	38.5
1939	Harry Dunkle**	37	1725	46.6
1940	Harry Dunkle	71	3055	43.0
1941	Harry Dunkle	66	2830	42.9
1942	Mike Cooke	47	2028	43.1
1943	George Grimes	24	1001	41.7
1944	Bob Warren	77	2585	33.6
1945	Bob Warren	20	655	32.8
1946	Charlie Justice	45	1796	39.9
1947	Charlie Justice	61	2538	41.6
1948	Charlie Justice**	62	2728	44.0
1949	Charlie Justice	63	2777	44.1
1950	Bud Wallace	27	1231	45.6
1951	Bud Wallace	65	2613	39.9
1952	Bud Wallace	70	2875	41.1
1953	DICK LACKEY	27	1172	43.4
1954	Larry Parker	29	1000	34.4
1955	Will Frye	54	1995	36.9
1956	WALLY VALE	31	1274	41.1
1957	DON COKER	20	791	39.5
1958	DON COKER	31	1339	43.2
1959	Jack Cummings	43	1405	34.3
1960	Roy Farris	53	1991	37.6
1961	Roy Farris	62	2369	38.2
1962	Junior Edge	37	1336	36.1
1963	BILL EDWARDS	52	1940	37.3
1964	Bill Edwards	51	1941	38.1
1965	Bill Edwards	56	2197	39.2
1966	Danny Talbott	16	605	37.8
1967	Chip Stone	55	1971	35.8
1968	Chip Stone	67	2474	36.9
1969	Ken Price	62	2256	36.4
1970	Don McCauley	48	1845	38.4
1971	Nick Vidnovic	60	2565	42.8
1972	Dale Lydecker	32	1316	41.1
1973	Dale Lydecker	48	1933	40.3
1974	Dale Lydecker	36	1399	38.9
1975	Johnny Elam	63	2565	40.7
1976	Johnny Elam	54	2065	38.2
1977	Johnny Elam	68	2569	37.8
1978	Steve Streater	44	1790	40.7
1979	Steve Streater	75	3092	41.2
1980	STEVE STREATER	59	2560	43.4
1981	Jeff Hayes	54	2257	41.8
1982	David Lowe	49	1941	39.6
1983	Tommy Barnhardt	36	1424	39.6
1984	Tommy Barnhardt	52	2266	43.6
1985	TOMMY BARNHARDT	68	2824	41.5
1986	Kenny Miller	52	2047	39.4
1987	Kenny Miller	31	1278	41.2
1988	Scott McAlister	68	2711	39.9
1989	Scott McAlister	73	3114	42.7
1990	Scott McAlister	79	3433	43.5
1991	Scott McAlister	58	2262	39.0
1992	MIKE THOMAS	56	2415	43.1
1993	Mike Thomas	31	1170	37.7
1994	Mike Thomas	45	1771	39.4
1995	Scott Caparelli	37	1427	34.2
1996	Derrick DePriest	54	2087	38.6
1997	Brian Schmitz	57	2278	40.0
1998	BRIAN SCHMITZ	75	3357	44.8
1999	BRIAN SCHMITZ	74	3538	47.8
2000	Blake Ferguson	40	1475	36.9
2001	John Lafferty	67	2656	39.6
2002	John Lafferty	61	2235	36.6
2003	David Woolldridge	27	1218	45.1
2004	David Woolldridge	48	2003	41.7
2005	David Woolldridge	66	2713	41.1

** led the nation • All CAPS are ACC leaders

YEARLY RECORDS

YEARLY KICKOFF RETURN LEADERS

Year	Name	No.	Yds	Avg	TD
1931	Rip Slusser	4	109	27.3	0
1932	Stuart Chandler	8	177	22.1	0
1933	George Moore	4	72	18.0	0
1934	Jim Hutchins	1	36	36.0	0
1935	Don Jackson	3	89	29.7	0
1936	Tom Burnette	6	164	27.3	0
1937	Crowell Little	4	85	21.3	0
1938	George Watson	1	46	46.0	0
1939	George Stirnweiss	3	90	30.0	0
1940	Jim Lalanne	3	112	37.3	0
1941	Johnny Pecora	8	242	30.3	1
1942	Hugh Cox	5	142	28.4	0
1943	Joe Kosinski	3	68	22.7	0
1944	Jim Camp	9	180	20.0	0
1945	Don Clayton	4	99	24.8	0
1946	Charlie Justice	10	345	34.5	1
1947	Charlie Justice	7	156	22.3	0
1948	Charlie Justice	5	141	28.2	0
1949	Charlie Justice	9	184	20.4	0
1950	Billy Hayes	4	98	24.5	0
1951	Larry Parker	15	344	22.9	0
1952	Bud Wallace	12	240	20.0	0
1953	KEN KELLER	13	279	21.5	0
1954	Larry Parker	10	223	22.3	0
1955	Ken Keller	13	280	21.5	0
1956	Ed Sutton	14	298	21.3	0
1957	Jim Schuler	4	101	25.3	0
1958	Emil DeCantis	6	133	22.2	0
1959	Don Klochak	4	156	39.0	1
1960	Ward Marslender	12	238	19.8	0
1961	Gib Carson	15	311	20.7	0
1962	Ronnie Jackson	17	386	22.4	0
1963	Ken Willard	9	177	19.7	0
1964	Ronnie Jackson	9	232	25.8	0
1965	Jimmy Byrd	15	281	18.8	0
1966	David Riggs	23	480	20.9	0
1967	David Riggs	16	387	24.2	0
1968	Don McCauley	24	538	22.4	0
1969	Don McCauley	17	440	25.9	1
1970	Les Whitehorse	22	516	23.5	0
1971	Lewis Jolley	16	376	23.4	0
1972	Earl Chesson	13	293	22.5	0
1973	Mike Voight	16	339	21.2	0
1974	JAMES BETTERSON	18	512	28.4	0
1975	Alan Caldwell	19	380	20.0	0
1976	Delbert Powell	22	532	24.2	1
1977	Delbert Powell	11	207	18.8	0
1978	Walter Sturdivant	16	354	22.1	0
1979	Phil Farris	5	134	26.8	0
1980	Mark Smith	9	195	21.7	0
1981	Mark Smith	8	167	20.9	0
1982	Mark Smith	15	300	20.0	0
1983	Mark Smith	12	240	20.0	0
1984	Norris Davis	13	247	19.0	0
1985	Eric Lewis	16	348	21.8	0
1986	Eric Starr	18	367	20.4	0
1987	RANDY MARRIOTT	27	607	22.5	0
1988	Randy Mariott	28	539	19.3	0
1989	Eric Blount	24	554	23.1	0
1990	Eric Blount	25	604	24.2	0
1991	ERIC BLOUNT	25	679	27.2	1
1992	Randy Jordan	17	388	22.8	0
1993	Marcus Wall	31	734	23.7	0
1994	MARCUS WALL	27	743	27.5	1
1995	Marcus Wall	20	492	24.6	1
1996	LEON JOHNSON	14	347	24.8	1
1997	Antwon Black	11	248	22.5	0
1998	TYRELL GODWIN	12	334	27.8	1
1999	Sam Aiken	13	275	21.2	0
2000	Sam Aiken	18	365	20.3	0
2001	Kevin Knight	15	272	18.1	0
2002	Wallace Wright	29	624	21.5	0
2003	Michael Waddell	15	475	31.7	1
2004	Mike Mason	22	508	23.1	0
2005	Brandon Tate	21	542	25.8	1

All CAPS are ACC leaders

YEARLY PUNT RETURN LEADERS

Year	Name	No.	Yds	Avg	TD
1931	Johnny Branch	10	198	19.8	1
1932	Charles Woollen	30	259	8.6	1
1933	Charles Woollen	24	177	7.4	0
1934	Don Jackson	38	304	8.0	0
1935	Don Jackson	44	363	8.3	1
1936	Crowell Little	37	355	9.6	0
1937	George Stirnweiss	14	183	13.1	0
1938	George Stirnweiss	22	232	10.5	0
1939	George Stirnweiss	22	303	13.8	0
1940	Jim Lalanne	20	187	9.4	0
1941	Hugh Cox	19	273	14.4	1
1942	Hugh Cox	16	165	10.3	0
1943	Eddie Teague	20	205	10.3	0
1944	Jack Foster	11	94	8.5	0
1945	Bob Warren	6	75	12.5	0
1946	Charlie Justice	18	228	12.7	1
1947	Charlie Justice	24	283	11.8	0
1948	Charlie Justice	19	332	17.5	2
1949	Charlie Justice	7	123	17.6	1
1950	Bud Carson	23	219	9.5	0
1951	Bud Carson	25	318	12.7	0
1952	Len Bullock	12	177	14.7	1
1953	Connie Gravitte	8	104	13.0	0
1954	Connie Gravitte	9	60	6.7	0
1955	Dave Reed	7	118	16.9	1
1956	Ed Sutton	9	56	6.2	0
1957	Jim Schuler	8	102	12.8	0
1958	Wade Smith	9	49	5.4	0
1959	Lenny Beck	4	49	12.3	0
1960	John Flournoy	6	60	10.0	0
1961	Ward Marslender	7	44	6.3	0
1962	Ward Marslender	3	19	6.3	0
1963	Dave Braine	10	67	6.7	0
1964	Ron Tuthill	13	113	8.7	0
1965	David Riggs	17	146	8.6	1
1966	David Riggs	21	235	11.2	0
1967	Landy Blank	17	162	9.5	0
1968	Ken Price	10	91	9.1	0
1969	RUSTY CULBRETH	27	215	8.0	0
1970	Rusty Culbreth	10	92	9.2	0
1971	Rusty Culbreth	14	112	8.0	0
1972	Phil Lamm	19	225	11.8	1
1973	Jimmy DeRatt	13	117	9.0	0
1974	Mel Collins	12	95	7.9	1
1975	Mel Collins	16	122	7.6	0
1976	MEL COLLINS	15	160	10.7	0
1977	Mel Collins	21	68	3.2	0
1978	Ricky Barden	23	162	7.0	0
1979	Ricky Barden	24	119	5.0	0
1980	Greg Poole	41	351	8.6	0
1981	Greg Poole	29	349	12.0	0
1982	Greg Poole	20	216	10.8	0
1983	Walter Black	40	418	10.5	1
1984	Walter Bailey	14	76	5.4	0
1985	Eric Starr	13	149	11.5	1
1986	Eric Lewis	21	213	10.1	1
1987	Victor Bullock	12	82	6.8	0
1988	ERIC BLOUNT	15	148	9.9	0
1989	Eric Blount	15	67	4.5	0
1990	Randall Felton	28	190	6.8	1
1991	Eric Blount	31	394	12.7	1
1992	Randall Felton	30	289	9.6	1
1993	Steven Jerry	20	153	7.7	0
1994	LEON JOHNSON *	13	199	15.3	1
1995	Octavus Barnes	18	176	9.8	0
1996	Leon Johnson	13	191	14.7	1
1997	Dre' Bly	19	127	6.7	0
1998	Kory Bailey	13	170	13.1	0
1999	Kory Bailey	15	62	4.1	0
2000	Bosley Allen	28	421	15.0	2
2001	Bosley Allen	32	331	10.3	0
2002	Michael Waddell	17	72	4.2	0
2003	Michael Waddell	11	159	14.5	0
2004	Jarwarski Pollock	19	160	8.4	0
2005	Brandon Tate	29	267	9.2	0


All CAPS are ACC leaders

* Octavus Barnes led the ACC in punt return average, but Johnson led UNC in punt return yardage



CAROLINA FOOTBALL RECORD BOOK

YEARLY RECORDS



Michael Waddell

YEARLY INTERCEPTION LEADERS

Year	Name	No.	Yds	TD
1931	Nine men had one each.			
1932	June Underwood	3	13	0
1933	George Barclay	2	37	1
1934	Herman Snyder	4	12	0
1935	Don Jackson	6	32	0
1936	Jim Hutchins	3	11	0
	Crowell Little	3	0	0
	George Watson	3	0	0
1937	George Radman	4	8	0
	Tom Burnette	4	15	0
1938	George Watson	4	16	0
1939	Jim Lalanne	3	78	0
	George Radman	3	43	0
	Leo Slotnick	3	40	0
1940	Jim Lalanne	3	36	0
	Frank O'Hare	3	35	0
1941	Emil Serlich	3	55	0
1942	Chan Highsmith	3	8	0
1943	Billy Myers	3	23	0
1944	Bob Warren	2	63	1
	Jim Camp	2	19	0
	Bill Voris	2	8	0
1945	Merl Norcross	3	30	0
1946	Jim Camp	2	39	0
1947	Bill Flamish	3	67	1
1948	Bill Maceyko	3	125	2
	Bob Kennedy	3	49	0
1949	Dick Bunting	6	42	1
1950	Chal Port	3	72	0
	Bud Carson	3	34	0
	Dick Bunting	3	8	0
1951	Bud Wallace	5	11	0
1952	Dick Lackey	4	27	0
1953	Connie Gravitte	3	34	0
1954	Connie Gravitte	3	57	0
	Bill Kirkman	3	26	0
1955	Buddy Sasser	2	23	0
	Ken Keller	2	17	0
	Dave Reed	2	9	0
	Giles Gaca	2	0	0
1956	Curtis Hathaway	3	28	0
1957	Fred Swearingen	3	39	0
1958	Jack Cummings	4	45	0
1959	Jack Cummings	3	56	0
1960	Milam Wall	4	22	0
1961	Junior Edge	7	104	0
1962	Dave Braine	2	13	0
	Tommy Ward	2	0	0
1963	Jerry Cabe	2	24	0
	Eddie Kesler	2	4	0
	Ronnie Jackson	2	3	0
1964	Eddie Kesler	2	39	0
	Chris Hanburger	2	11	0
1965	Bill Darnall	2	83	1
	Bill Edwards	2	37	0
	Alan McArthur	2	11	0
1966	Gayle Bomar	3	30	0
1967	Ken Price	2	34	0
	Jack Davenport	2	7	0

	Lyn Duncan	2	3	0
	Landy Blank	2	0	0
1968	John Lacy Harris	2	32	1
	Ken Price	2	29	0
	Dave Jackson	2	21	0
1969	Ricky Packard	4	21	0
1970	Lou Angelo	5	37	0
1971	Richard Stilley	5	58	0
1972	LOU ANGELO	8	72	0
1973	Jimmy DeRatt	2	33	0
1974	Russ Conley	3	27	0
	Jimmy DeRatt	3	19	0
1975	Russ Conley	2	24	0
	Ken Sheets	2	17	0
	Jeff Caldwell	2	0	0
1976	BOBBY CALE	5	8	0
1977	Bobby Cale	4	22	0
1978	Ricky Barden	4	61	0
	Steve Streater	5	66	0
1979	Buddy Curry	5	27	0
	STEVE STREATER	5	43	0
1981	Walter Black	6	31	0
1982	Steve Hendrickson	3	18	0
1983	Steve Moss	3	8	0
1984	Tim Morrison	3	17	0
1985	LARRY GRIFFIN	6	24	0
1986	DERRICK DONALD	6	51	0
1987	Norris Davis	2	50	1
	Dan Vooletich	2	13	0
1988	Victor Bullock	3	50	0
1989	Torin Dorn	3	85	1
1990	Cookie Massey	5	109	1
1991	Eric Gash	3	8	0
1992	Sean Crocker	4	31	0
1993	Sean Crocker	4	65	0
	Sean Boyd	4	24	0
1994	Mike Marton	2	71	1
	Sean Boyd	2	51	0
1995	Brian Simmons	2	1	0
1996	DRE' BLY**	11	141	1
1997	Dre' Bly	5	55	1
1998	Steve Fisher	5	77	1
1999	Errol Hood	5	21	1
2000	Errol Hood	2	12	0
2001	Julius Peppers	3	42	1
2002	Michael Waddell	2	33	0
2003	Mahlon Carey	2	0	0
2004	Larry Edwards	2	56	0
	Jacoby Watkins	2	0	0
2005	Trimane Goddard	3	1	0

**led the nation
All CAPS are conference leaders.

YEARLY ALL-PURPOSE YARDAGE LEADERS

Year	Name	Rush	Rec	Ret	Total
1931	Rip Slusser	421	231	109	761
1932	Charles Woollen	-11	67	351	407
1933	Charles Woollen	59	56	177	292
1934	Don Jackson	175	17	316	508
1935	Don Jackson	492	90	490	1072
1936	Crowell Little	242	33	456	731
1937	Tom Burnette	418	6	102	526
1938	George Stirnweiss	301	0	274	575
1939	George Stirnweiss	362	0	417	779
1940	Jim Lalanne	541	0	335	876
1941	Hugh Cox	394	0	388	782
1942	Joe Austin	200	174	301	675
1943	Eddie Teague	379	0	225	604
1944	Jim Camp	49	157	266	472
1945	Bill Voris	291	59	0	350
1946	Charlie Justice	943	41	573	1557
1947	Charlie Justice	548	119	439	1106
1948	Charlie Justice	766	46	483	1295
1949	Art Weiner	6	762	5	773
1950	Dick Bunting	401	65	111	577
1951	Larry Parker	13	7	501	521
1952	Bud Wallace	149	29	240	418
1953	Ken Keller	432	60	326	818
1954	Connie Gravitte	348	140	184	672
1955	Ken Keller	353	20	371	744
1956	Ed Sutton	748	159	397	1304
1957	Emil DeCantis	269	137	97	503
1958	Wade Smith	449	194	171	814
1959	Wade Smith	414	181	145	740
1960	Bob Elliott	356	34	67	457
1961	GIB CARSON	406	147	334	887

1962	Bob Lacey	0	668	13	681
1963	Ken Willard	648	188	177	1013
1964	KEN WILLARD	835	219	215	1269
1965	Tom Lampman	444	117	225	786
1966	David Riggs	399	97	715	1211
1967	David Riggs	147	95	408	650
1968	Don McCauley	360	313	550	1223
1969	DON MCCAULEY	1092	238	440	1770
1970	DON MCCAULEY**	1720	235	66	2021
1971	LEWIS JOLLEY	712	367	376	1455
1972	Ike Oglesby	707	0	0	707
1973	Sammy Johnson	1006	47	0	1053
1974	JAMES BETTERSON	1082	53	512	1647
1975	Mike Voight	1250	9	25	1284
1976	MIKE VOIGHT	1407	32	0	1439
1977	Amos Lawrence	1211	0	0	1211
1978	Amos Lawrence	1043	125	108	1276
1979	Amos Lawrence	1019	188	36	1243
1980	Kelvin Bryant	1039	194	25	1258
1981	Kelvin Bryant	1015	60	0	1075
1982	Kelvin Bryant	1064	249	0	1313
1983	Tyrone Anthony	1063	138	103	1304
1984	ETHAN HORTON	1247	254	0	1501
1985	Earl Winfield	62	696	0	758
1986	DERRICK FENNER	1250	122	0	1372
1987	RANDY MARRIOTT	12	634	607	1253
1988	Kennard Martin	1146	36	107	1289
1989	Eric Blount	409	102	621	1132
1990	Eric Blount	381	92	715	1188
1991	Eric Blount *	28	139	1073	1240
1992	Natrone Means	1195	93	0	1288
1993	Leon Johnson	1012	233	21	1266
1994	Leon Johnson	805	266	288	1359
1995	Leon Johnson	963	408	0	1371
1996	Leon Johnson	913	381	538	1832
1997	Jonathan Linton	1004	286	0	1290
1998	Na Brown	48	897	78	1023
1999	Kory Bailey	-8	418	285	695
2000	Bosley Allen	-7	634	506	1133
2001	Sam Aiken	1	789	184	974
2002	Sam Aiken	0	990	18	1008
2003	Mike Mason	0	313	651	966
2004	Chad Scott	796	107	36	939
2005	Brandon Tate	0	0	809	809

All CAPS are conference leaders

**led the nation

*Natrone Means led the ACC based on yards per game average, although Blount led UNC in all-purpose yards



CAROLINA FOOTBALL RECORD BOOK

YEAR-BY-YEAR RECORDS

NORTH CAROLINA																	OPPONENTS									
Year	G	Offense		Rush	Rush	Rush	Pass	Pass	Pass	Comp	Pct	Pass	Pass	First	Pts	Ppg	Yds	Ypg	Rush	Rush	Pass	Pass	First	Pts	Ppg	
		Yds	Ypg	Att	Yds	Ypg	Yds	Att	Cmp	Int		Yds	Ypg	Dwns				Yds	Ypg	Yds	Ypg	Yds	Ypg	Dwns	Pts	Ppg
1931	10	2283	228.3	487	1704	170.4	94	33	19	.351	579	57.9	92	114	11.4		1688	168.8	1428	142.8	260	26.0	79	92	9.2	
1932	10	1767	176.7	392	1051	105.1	136	47	19	.346	716	71.6	84	84	8.4		1848	184.8	1438	143.8	410	41.0	67	142	14.2	
1933	9	1419	157.7	355	751	83.4	129	38	20	.295	668	74.2	73	71	7.9		1539	171.0	1221	135.7	318	35.3	67	90	10.0	
1934	9	1764	196.0	381	1208	134.2	103	35	16	.340	556	61.8	86	125	13.9		945	105.0	586	65.1	359	39.9	57	34	3.8	
1935	9	2657	295.2	419	1688	187.6	147	68	16	.463	969	107.7	115	270	30.0		999	111.0	421	46.8	578	64.2	44	44	4.9	
1936	10	2402	240.2	446	1807	180.7	95	40	15	.421	595	59.5	110	190	19.0		2047	204.7	1198	119.8	849	84.9	109	100	10.0	
1937	9	2931	325.7	466	2283	253.7	105	42	16	.400	648	72.0	129	173	19.2		1398	155.3	783	87.0	615	63.3	82	39	4.3	
1938	9	1881	209.0	405	1331	147.9	101	41	12	.406	550	61.1	87	117	13.0		1573	174.8	1063	118.1	510	56.7	84	37	4.1	
1939	10	2496	249.6	376	1534	153.4	173	83	19	.480	962	96.2	104	228	22.8		1512	151.2	1008	100.8	504	50.4	83	52	5.2	
1940	10	2568	256.8	459	1920	192.0	134	52	17	.388	648	64.8	113	159	15.9		1905	190.5	1236	123.6	669	66.9	89	98	9.8	
1941	10	1893	189.3	395	1340	134.0	136	44	23	.324	553	55.3	80	130	13.0		2359	235.9	1607	160.7	752	75.2	112	172	17.2	
1942	9	2250	250.0	351	1604	178.2	95	39	22	.411	646	71.8	83	149	16.6		1955	217.2	1186	131.8	769	85.4	102	102	11.3	
1943	9	2435	270.6	430	1924	213.8	94	33	14	.351	511	56.8	110	173	19.2		1574	174.9	1146	127.3	428	47.6	69	93	10.3	
1944	9	899	99.9	262	439	48.8	148	40	23	.270	460	51.1	60	33	3.7		2306	256.2	1274	141.6	1032	114.7	90	173	19.2	
1945	10	2152	215.2	395	1380	138.0	144	54	16	.375	772	77.2	111	113	11.3		1857	185.7	1185	118.5	672	67.2	93	149	14.9	
1946	10	2960	296.0	447	2327	232.7	86	35	15	.407	633	63.3	127	261	26.1		2100	210.0	945	94.5	1155	115.5	106	109	10.9	
1947	10	3122	312.2	458	1881	188.1	178	78	17	.438	1241	124.1	145	210	21.0		1850	185.0	881	88.1	969	96.9	89	93	9.3	
1948	10	3039	303.9	439	1911	191.1	174	81	15	.466	1128	112.8	141	255	25.5		1780	178.0	896	89.6	884	88.4	80	80	8.0	
1949	10	2425	242.5	422	1205	120.5	191	96	15	.503	1220	122.0	128	177	17.7		2817	281.7	1513	151.3	1304	130.4	119	178	17.8	
1950	10	2044	204.4	456	1162	116.2	166	72	12	.434	882	88.2	113	101	10.1		2583	258.3	1426	142.6	1157	115.7	121	122	12.2	
1951	10	2214	221.4	459	1257	125.7	185	83	20	.449	957	95.7	140	120	12.0		3221	322.1	2108	210.8	1113	111.3	147	224	22.4	
1952	8	1476	184.5	346	933	116.6	120	41	12	.342	543	67.9	72	110	13.8		2769	346.1	1651	206.4	1118	139.8	136	206	25.8	
1953	10	2643	264.3	459	1955	195.5	163	60	9	.368	688	68.8	140	173	17.3		3215	321.5	2433	243.3	782	78.2	154	187	18.7	
1954	10	2575	257.5	456	1850	185.0	141	68	17	.482	725	72.5	136	140	14.0		2846	284.6	2056	205.6	790	79.0	148	222	22.2	
1955	10	1861	186.1	420	1288	128.8	122	40	14	.328	573	57.3	107	117	11.7		3145	314.5	2069	206.9	1076	107.6	150	218	21.8	
1956	10	2515	251.5	458	1857	185.7	132	45	9	.341	658	65.8	133	99	9.9		3308	330.8	2479	247.9	829	82.9	178	183	18.3	
1957	10	2304	230.4	481	1474	147.4	137	59	12	.431	830	83.0	129	142	14.2		2564	256.4	1947	194.7	617	61.7	139	129	12.9	
1958	10	3198	319.8	483	1820	182.0	175	85	12	.486	1378	137.8	154	195	19.5		2397	239.7	1349	134.9	1048	104.8	131	109	10.9	
1959	10	3089	308.9	482	1851	185.1	209	90	10	.431	1238	123.8	170	198	19.8		2574	257.4	1611	161.1	963	96.3	158	142	14.2	
1960	10	2721	272.1	511	1717	171.7	168	73	19	.435	1004	100.4	152	117	11.7		2430	243.0	1754	175.4	676	67.6	143	161	16.1	
1961	10	2255	225.5	482	1375	137.5	166	74	12	.446	880	88.0	131	121	12.1		2431	243.1	1474	147.4	957	95.7	132	141	14.1	
1962	10	2352	235.2	377	1034	103.4	222	116	17	.523	1318	131.8	131	112	11.2		3193	319.3	2182	218.2	1011	101.1	174	206	20.6	
1963	10	3414	341.4	487	1809	180.9	243	129	15	.531	1605	160.5	197	162	16.2		2264	226.4	1420	142.0	844	84.4	122	103	10.3	
1964	10	3005	300.5	465	1724	172.4	221	106	14	.480	1281	128.1	167	178	17.8		2573	257.3	1462	146.2	1111	111.1	145	135	13.5	
1965	10	2827	282.7	411	1545	154.5	240	123	16	.492	1278	127.8	152	146	14.6		3469	346.9	1686	168.6	1783	178.3	177	195	19.5	
1966	10	2647	264.7	399	1064	106.4	295	159	19	.539	1583	158.3	169	90	9.0		3046	304.6	1965	196.5	1081	108.1	163	196	19.6	
1967	10	2616	261.6	460	1452	145.2	225	105	9	.467	1164	116.4	155	104	10.4		3267	326.7	2138	213.8	1129	112.9	188	182	18.2	
1968	10	3255	325.5	529	1720	172.0	230	109	13	.474	1535	153.5	169	178	17.8		3876	387.6	2347	234.7	1529	152.9	198	272	27.2	
1969	10	3662	366.2	630	2615	261.5	140	69	17	.493	1047	104.7	184	200	20.0		2618	261.8	1085	108.5	1533	153.3	138	164	16.4	
1970	11	4523	411.2	732	3137	285.2	178	100	14	.562	1386	126.0	243	346	31.5		2864	260.4	1048	95.3	1816	165.1	139	179	16.3	
1971	11	4015	365.0	681	2912	264.7	154	79	7	.513	1103	100.3	225	285	25.9		3062	278.4	1479	134.5	1583	143.9	163	145	13.2	
1972	11	4055	368.6	642	2684	244.0	177	87	8	.492	1371	124.6	200	292	26.5		3501	318.3	1752	159.3	1749	159.0	187	182	16.5	
1973	11	3918	356.2	559	2480	225.5	215	116	13	.540	1438	130.7	209	242	22.0		3677	334.3	2292	208.4	1385	125.9	190	266	24.2	
1974	11	4691	426.5	630	2925	265.9	180	122	6	.678	1766	160.5	253	340	30.9		4004	364.0	2829	257.2	1175	106.8	226	253	23.0	
1975	11	3720	338.2	594	2466	224.2	197	98	12	.497	1254	114.0	208	207	18.8		4288	389.8	2810	255.5	1478	134.4	229	272	24.7	
1976	11	3708	337.1	652	2694	244.9	152	74	7	.487	1014	92.2	212	243	22.1		4018	365.3	2311	210.1	1707	155.2	218	199	18.1	
1977	11	3714	337.6	654	2668	242.5	157	79	9	.503	1046	95.1	211	234	21.3		2624	238.5	1487	135.2	1137	103.4	149	81	7.4	
1978	11	3755	341.4	594	2152	195.6	263	139	16	.529	1603	145.7	213	199	18.1		3647	331.5	2144	194.9	1503	136.6	207	218	19.8	
1979	11	4108	373.5	609	2462	223.8	238	127	10	.534	1646	149.6	<													



CAROLINA FOOTBALL RECORD BOOK

INDIVIDUAL

TOTAL OFFENSE

MOST PLAYS: 68 by John Kaleo of Maryland, 1992
MOST YARDS GAINED: 479 by Andrew Walter of Arizona State, 2002
MOST YARDS GAINED BY A FRESHMAN: 299 by Steve Slayden of Duke, 1984
MOST TOUCHDOWNS RESPONSIBLE FOR: 6 by Doug Flutie of Boston College, 1984; by Scott Milanovich of Maryland, 1993; by Scott O'Brien of Maryland, 2003

RUSHING

MOST RUSHES: 39 by Bill Lovett of Maryland, 1968; by Ron Bass of South Carolina, 1974; by Lance Ball of Maryland, 2005
MOST YARDS GAINED: 243 by Mike Imoh of Virginia Tech, 2004
MOST YARDS GAINED BY TEAMMATES: 355 by Archie Griffin (239) and Elmer Lippert (116) of Ohio State, 1972
MOST YARDS GAINED IN A SEASON OPENER: 162 by Travis Prentice of Miami of Ohio, 1998
MOST TOUCHDOWNS SCORED BY RUSHING: 5 by Pete Johnson of Ohio State, 1975
HIGHEST AVERAGE PER RUSH (MIN 15): 15.0 (16-240) by Willie Joyner of Maryland, 1982
LONGEST RUN FROM SCRIMMAGE: 84 by William Joyner of Maryland, 1982
LONGEST RUN FROM SCRIMMAGE BY A FRESHMAN: 80 by Elliot Walker of Pittsburgh, 1974

PASSING

MOST PASSES ATTEMPTED: 58 by John Kaleo of Maryland, 1992; by Andrew Walter of Arizona State, 2003
MOST PASSES COMPLETED: 34 by Scott Milanovich of Maryland, 1993; by Andrew Walter of Arizona State, 2003
MOST PASSES COMPLETED BY A FRESHMAN: 27 by Steve Slayden of Duke, 1984
MOST PASSES HAD INTERCEPTED: 4 by Thomas Ray of Clemson, 1965; by Larry Russell of Wake Forest, 1969; by Mark Johnson of Wake Forest, 1972; by Scott Gardner of Virginia, 1972; by Larry Dick of Maryland, 1977; by Ben Bennett of Duke, 1980; by Dan Marino of Pittsburgh, 1982; by David Green of Duke, 1997
MOST YARDS GAINED: 479 by Dave Brown of Duke, 1989
MOST YARDS GAINED BY A FRESHMAN: 291 by Steve Slayden of Duke, 1984
MOST YARDS GAINED IN A SEASON OPENER: 320 by Reggie Ball of Georgia Tech, 2005
MOST CONSECUTIVE PASSES COMPLETED: 14 by Gordon Beckham of South Carolina, 1981
MOST PASSES ATTEMPTED WITHOUT AN INTERCEPTION: 58 by Andrew Walter of Arizona State, 2003
MOST TOUCHDOWN PASSES: 6 by Doug Flutie of Boston College, 1984
LONGEST TOUCHDOWN PASS PLAY: 90 yards from Scott Gardner to Harrison Davis of Virginia, 1973
HIGHEST PERCENTAGE OF PASSES COMPLETED: 92.0 (23 of 25) by Terry Jordan of N.C. State, 1992

RECEIVING

MOST CATCHES: 14 by Jon Jensen of Duke, 1994
MOST CATCHES BY A FRESHMAN: 10 by Iln Green of Louisville, 1996
MOST YARDS GAINED: 250 by Jermaine Lewis of Maryland, 1993
HIGHEST AVERAGE PER CATCH (MIN. 5): 44.0 (5-220) by James Milling of Maryland, 1986
MOST TOUCHDOWN CATCHES: 3 by Doug Green of Duke, 1985; by James Milling of Maryland, 1986; by Clarkston Hines of Duke, 1989; by Rod Gardner of Clemson, 2000; by Anquan Boldin of Florida State, 2002

PUNTING

MOST PUNTS: 15 by Buddy Lex of William and Mary, 1948
MOST YARDS ON PUNTS: 551 by Charlie Adams of Army, 1979
HIGHEST AVERAGE PER PUNT (MIN. 10): 46.5 by Matt Brennie of Wake Forest, 2000

INTERCEPTIONS

MOST INTERCEPTIONS: Several players with two
MOST YARDS ON INTERCEPTION RETURNS: 102 by Sebastian Savage of N.C. State, 1991
MOST TOUCHDOWNS ON INTERCEPTION RETURNS: One on several occasions. Most recent by Marcus McGruder of Wake Forest, 2004

OPPONENT RECORDS

PUNT RETURNS

MOST RETURNS: 9 by Tom Flynn of Pittsburgh, 1982
MOST YARDS ON PUNT RETURNS: 153 by Nathan Vasher of Texas, 2001
HIGHEST AVERAGE PER PUNT RETURN (MIN. 3): 38.3 (3-115) by Peter Warrick of Florida State, 1999
MOST TOUCHDOWNS ON PUNT RETURNS: One by several players. Most recent—0 by Quadry Hill of Miami, 2005 (blocked punt)

KICKOFF RETURNS

MOST RETURNS: 7 by Kenny Strayhorn of East Carolina, 1972; by Casey Gaye of Ohio University, 1993; by Brent Morehead of Wake Forest, 1994
MOST YARDS ON KICKOFF RETURNS: 172 by Marquis Weeks of Virginia, 2002
HIGHEST AVERAGE PER KICKOFF RETURN (MIN. 3): 57.3 (3-172) by Marquis Weeks of Virginia, 2002
MOST TOUCHDOWNS ON KICKOFF RETURNS: One by several players. Most recent—100 by Marquis Weeks of Virginia, 2004

ALL-PURPOSE RUNNING

MOST PLAYS: 42 by Brian Calhoun of Wisconsin, 2005; by Lance Ball of Maryland, 2005
MOST YARDS GAINED: 295 by Roger Boone of Duke, 1988

SCORING

MOST POINTS: 30 by Pete Johnson of Ohio State, 1975
MOST TOUCHDOWNS: 5 by Pete Johnson of Ohio State, 1975
MOST PATS: 9 by Art Carmody of Louisville, 2005
MOST FIELD GOALS ATTEMPTED: 6 by Todd Beaverman of Virginia, 1998
MOST FIELD GOALS: 5 by Wilson Hoyle of Wake Forest, 1987; by Nelson Welch of Clemson, 1994
MOST POINTS BY KICKING: 16 Wilson Hoyle of Wake Forest, 1987; by Nelson Welch of Clemson, 1994

SINGLE-GAME TOTAL OFFENSE HIGHS, OPPONENTS

669 by Utah, 2004	L, 16-46
657 by Arizona State, 2002	W, 38-35
656 by Duke, 1989	L, 0-41
632 by Wake Forest, 1968	L, 31-48
615 by NC State, 2003	L, 34-47
612 by Boston College, 1984	L, 20-52
612 by Maryland, 2003	L, 59-21
598 by Arizona State, 2003	L, 31-33
588 by Maryland, 2002	L, 59-7
577 by NC State, 2004	W, 30-24
569 by Texas, 2002	L, 21-52

SINGLE-GAME TOTAL OFFENSE LOWS, OPPONENTS

-19 by Wake Forest, 1937	W, 28-0
6 by VMI, 1935	W, 56-0
8 by Wake Forest, 1935	W, 14-0
25 by South Carolina, 1943	W, 21-6
30 by Wake Forest, 1932	T, 0-0
31 by Virginia, 1933	W, 14-0
41 by William & Mary, 1948	T, 7-7
45 by Wake Forest, 1931	W, 37-0
45 by Duke, 1932	L, 0-7
45 by The Citadel, 1939	W, 50-0

Special thanks to Sports Information Director Emeritus Rick Brewer for researching these records.

TEAM

TOTAL OFFENSE

MOST PLAYS: 95 by Maryland, 1992
MOST YARDS: 669 by Utah, 2004

RUSHING

MOST RUSHES: 83 by Oklahoma, 1980
MOST YARDS RUSHING: 495 by Oklahoma, 1980
MOST TOUCHDOWNS BY RUSHING: 6 by Texas, 1951; by Michigan State, 1962; by Georgia, 1965; by Oklahoma, 1980; by Auburn, 1988

PASSING

MOST ATTEMPTS: 59 by Arizona State, 2003
MOST COMPLETIONS: 36 by Wake Forest, 1993
MOST YARDS: 479 by Duke, 1989
HIGHEST PERCENTAGE COMPLETED (MIN. 25 ATTS.): 88.5 (23 of 26) by N.C. State, 1992
MOST PASSES ATTEMPTED WITHOUT AN INTERCEPTION: 59 by Arizona State, 2003
MOST TOUCHDOWN PASSES: 6 by Boston College, 1984

INTERCEPTIONS

MOST INTERCEPTIONS: 8 by Vanderbilt, 1932; by Duke, 1933
MOST YARDS ON INTERCEPTION RETURNS: 111 by Richmond, 1978
MOST TOUCHDOWNS ON INTERCEPTION RETURNS: One by several teams.

PUNTING

MOST PUNTS: 18 by Virginia, 1938
MOST YARDS ON PUNTS: 645 by William and Mary, 1948
HIGHEST AVERAGE PER PUNT (MIN. 10): 46.5 by Wake Forest, 2000

PUNT RETURNS

MOST RETURNS: 13 by Tennessee, 1936
MOST YARDS ON PUNT RETURNS: 153 by Texas, 2001
HIGHEST AVERAGE PER PUNT RETURN (MIN. 5): 25.2 (6 for 251) by Florida State, 1999
MOST TOUCHDOWNS ON PUNT RETURNS: One by several teams.

KICKOFF RETURNS

MOST RETURNS: 11 by Virginia, 1936
MOST YARDS ON KICKOFF RETURNS: 238 by Virginia, 2004
HIGHEST AVERAGE PER KICKOFF RETURN (MIN. 3): 51.0 (3 for 153) by Virginia, 1963
MOST TOUCHDOWNS ON KICKOFF RETURNS: 2 by Tulane, 1941

SCORING

MOST POINTS: 69 by Louisville, 2005
MOST POINTS IN A QUARTER: 39 by Maryland (2nd), 2003
MOST POINTS IN A HALF: 45 by Maryland (1st), 2003
MOST TOUCHDOWNS: 9 by Louisville, 2005
MOST PATS BY KICKING: 9 by Louisville, 2005
MOST TWO-POINT CONVERSIONS: Two by six teams. Most recent—by Wake Forest, 1993
MOST FIELD GOALS: 5 by Wake Forest, 1987; by Clemson, 1994

FIRST DOWNS

MOST FIRST DOWNS: 37 by Duke, 1989
MOST FIRST DOWNS RUSHING: 29 by Notre Dame, 1953
MOST FIRST DOWNS PASSING: 24 by Wake Forest, 1993
MOST FIRST DOWNS BY PENALTY: 6 by Duke, 1980

PENALTIES AND TURNOVERS

MOST PENALTIES: 19 by Oklahoma, 1987
MOST YARDS PENALIZED: 153 by Arizona State, 2003
FEWEST PENALTIES: 0 on four occasions. Most recent—by Virginia, 1991
MOST FUMBLES: 11 by Florida, 1968
MOST FUMBLES LOST: 8 by Washington & Lee, 1953; by Florida, 1968
MOST TURNOVERS: 9 Tennessee, 1935; by N.C. State, 1935; by NYU, 1937
MOST PLAYS IN A GAME WITHOUT A TURNOVER: 90 by N.C. State, 1978
NO PENALTIES OR TURNOVERS: Bowling Green, 1982



CAROLINA FOOTBALL RECORD BOOK

OPPONENT RECORDS

MOST YARDS TOTAL OFFENSE

479 by Andrew Walter, Arizona State, 2002, A
 470 by Dave Brown, Duke, 1989, CH
 443 by Philip Rivers, NC State, 2003, A
 420 by Spence Fischer, Duke, 1994, A
 404 by Andrew Walter, Arizona State, 2003, CH
 396 by Alex Smith, Utah, 2004, A
 389 by John Gargano, William & Mary, 1971, CH
 387 by Doug Flutie, Boston College, 1984, A
 387 by Scott Milanovich, Maryland, 1993, CH
 379 by Spence Fischer, Duke, 1993, CH
 378 by Leamon Hall, Army, 1976, A
 373 by Scott McBrien, Maryland, 2003, A
 372 by Charlie Ward, Florida State, 1993, CH
 367 by Terry Jordan, NC State, 1992, CH
 362 by Joe Hamilton, Georgia Tech, 1998, CH

MOST RUSHES

39 by Bill Lovett, Maryland, 1968, A
 39 by Ron Bass, South Carolina, 1974, A
 39 by Lance Ball, Maryland, 2005, CH
 38 by Brian Calhoun, Wisconsin, 2005, CH
 37 by Travis Prentice, Miami (Ohio), 1998, CH
 36 by Ted Brown, NC State, 1978, CH
 36 by P.J. Daniels, Georgia Tech, 2003, A
 35 by Warren Muir, South Carolina, 1967, A
 35 by Ray Yauger, Clemson, 1968, A
 35 by Bill Taylor, Texas Tech, 1977, CH
 35 by Thomas Jones, Virginia, 1998, A
 35 by Thomas Jones, Virginia, 1999, CH
 35 by Chris Barclay, Wake Forest, 2003, CH
 34 by Larry Hopkins, Wake Forest, 1971, CH
 34 by Willie McMillian, Army, 1991, A
 34 by Louis Ivory, Furman, 1999, CH
 34 by Joe Burns, Georgia Tech, 2001, A

MOST YARDS RUSHING

243 by Mike Imoh, Virginia Tech, 2004, A
 240 by Willie Joyner, Maryland, 1982, CH
 240 by P.J. Daniels, Georgia Tech, 2003, A
 239 by Archie Griffin, Ohio State, 1972, A
 211 by Ron Bass, South Carolina, 1974, A
 208 by Cedric Benson, Texas, 2002, CH
 207 by Ron Rubick, Michigan State, 1962, A
 204 by Joe Kane, Penn., 1943, A
 201 by Ray Yauger, Clemson, 1968, A
 198 by Joe Burns, Georgia Tech, 2001, A
 195 by Tyrone Moss, Miami, 2005, A
 192 by Tom Tracy, Tennessee, 1954, A
 191 by Walter Reyes, Syracuse, 2003, CH
 189 by Ted Brown, NC State, 1978, CH
 183 by Walter Packer, Mississippi St., 1974 Sun Bowl, N
 180 by Thomas Jones, Virginia, 1998, A

LONGEST RUNS FROM SCRIMMAGE

84 by Willie Joyner, Maryland, 1982, CH
 83 by Dickie Davis, Wake Forest, 1951, A
 80 by Joe Kane, Pennsylvania, 1943, A
 80 by Buddy Luper, Virginia, 1943, CH
 80 by Elliot Walker, Pittsburgh, 1974, CH
 79 by Bill Dudley, Virginia, 1941, CH
 78 by Francis Spaniel, Notre Dame, 1949, N
 76 by Harry Bonk, Maryland, 1948, A
 76 by Roger Lopes, Michigan State, 1963, A
 76 by Louis Carter, Maryland, 1974, A

MOST PASS ATTEMPTS

58 by John Kaleo, Maryland, 1992, A
 58 by Andrew Walter, Arizona State, 2003, CH
 57 by Spence Fischer, Duke, 1994, A
 55 by Leamon Hall, Army, 1976, A
 54 by Dave Brown, Duke, 1989, CH
 54 by Matt Schaub, Virginia, 2001, CH
 52 by Spence Fischer, Duke 1993, CH
 50 by Mike Orth, Kansas, 1986, A
 50 by Scott Secules, Virginia, 1987, A
 50 by Scott Milanovich, Maryland, 1993, CH

MOST PASS COMPLETIONS

34 by Scott Milanovich, Maryland, 1993, CH
 34 by Andrew Walter, Arizona State, 2003, CH
 33 by Dave Brown, Duke, 1989, CH
 33 by Spence Fischer, Duke, 1994, A
 33 by Matt Schaub, Virginia, 2001, CH
 31 by Tim Esposito, N.C. State, 1983, A
 31 by John Kaleo, Maryland, 1992, A
 29 by Mike Orth, Kansas, 1986, A
 29 by Anthony Dilweg, Duke, 1988, A
 29 by Alex Smith, Utah, 2004, A
 28 by Leamon Hall, Army, 1976, A
 28 by Doug Flutie, Boston College, 1984, A
 27 by Ben Bennett, Duke, 1983, CH
 27 by Steve Slayden, Duke, 1984, A
 27 by Chris Hakel, William & Mary, 1991, CH
 27 by Charlie Ward, Florida State, 1993, CH
 27 by Andrew Walter, Arizona State, 2002, A

MOST YARDS PASSING

479 by Dave Brown, Duke, 1989, CH
 474 by Andrew Walter, Arizona State, 2002, A
 423 by Philip Rivers, NC State, 2003, A
 408 by Andrew Walter, Arizona State, 2003, CH
 405 by Scott Milanovich, Maryland, 1993, CH
 395 by Spence Fischer, Duke, 1994, A
 385 by Leamon Hall, Army, 1976, A
 384 by Spence Fischer, Duke, 1993, CH
 374 by Sam Hollenbach, Maryland, 2005, CH
 367 by Dan Henning, Maryland, 1986, CH
 362 by Anthony Dilweg, Duke, 1988, A
 361 by Terry Jordan, N.C. State, 1992, CH
 354 by Doug Flutie, Boston College, 1984, A

LONGEST PASS PLAYS

90 by Scott Gardner to Harrison Davis, Virginia, 1973, A
 88 by Dan Henning to James Milling, Md., 1986, CH
 84 by John Turman to Antonio Bryant, Pitt., 2000, A
 83 by Charlie Whitehurst to Airese Currie, Clemson, 2002, CH
 80 by Joe Montana to Ted Burgmeier, Notre Dame, 1975, CH
 80 by Scott McBrien to Scooter Monroe, Maryland, 2002, CH
 80 by Philip Rivers to Jerricho Cotchery, NC State, 2003, A
 80 by Sam Hollenbach to Danny Melendez, Maryland, 2005, CH
 78 by Gary Baxter to Ernest Jennings, Air Force, 1968, A
 78 by Scott Milanovich to Jermaine Lewis, Maryland, 1993, CH
 78 by Josh Blankenship to Corey Brown, Tulsa, 2000, CH

MOST RECEPTIONS

14 by Jon Jensen, Duke, 1994, A
 11 by Phil Rogers, Clemson, 1965, CH
 11 by Mark Militello, Duke, 1982, A
 11 by Roger Boone, Duke, 1988, A
 11 by Desmond Clark, Wake Forest, 1997, CH
 11 by Billy McMullen, Virginia, 2001, CH
 11 by Derek Hagan, Arizona State, 2003, CH
 10 by Robert Brooks, South Carolina, 1991, CH
 10 by Ibn Green, Louisville, 1996, CH
 10 by Chris Coleman, NC State, 1999, CH
 10 by Steve Savoy, Utah, 2004, A

MOST YARDS RECEIVING

250 by Jermaine Lewis, Maryland, 1993, CH
 220 by James Milling, Maryland, 1986, CH
 217 by Jerricho Cotchery, NC State, 2003, A
 212 by Antonio Bryant, Pittsburgh, 2000, A
 203 by Kelly Campbell, Georgia Tech, 1999, A
 194 by David Knight, William & Mary, 1971, CH
 187 by Wes Chandler, Florida, 1976, N
 185 by Derek Hagan, Arizona State, 2003, CH
 184 by Wendell Davis, LSU, 1986, A
 182 by Rod Gardner, Clemson, 2000, CH
 180 by Torry Holt, NC State, 1998, N
 178 by Harrison Davis, Virginia, 1973, A
 174 by Jon Jensen, Duke, 1994, A
 171 by Derek Holloway, Arkansas, 1981 Gator Bowl, N
 171 by Dez White, Georgia Tech, 1998, CH

LONGEST PUNT RETURNS

97 by Dickie Harris, South Carolina, 1970, CH
 88 by Eli Maricich, Georgia, 1949, CH
 85 by George Canale, Tennessee, 1960, A
 84 by Gary Yount, N.C. State, 1968, CH
 80 by Loren Broadus, Florida, 1947, A
 80 by Mike Stultz, N.C. State, 1972, CH
 78 by Walter Slater, Tennessee, 1940, A
 77 by Steve Suter, Maryland, 2002, CH
 75 by Peter Warrick, Florida State, 1999, CH
 74 by Corey Sawyer, Florida State, 1992, A

LONGEST KICKOFF RETURNS

100 by Ace Parker, Duke, 1936, CH
 100 by Lou Thomas, Tulane, 1941, A
 100 by Marquis Weeks, Virginia, 2002, A
 100 by Derrick Hamilton, Clemson, 2003, A
 100 by Marquis Weeks, Virginia, 2004, A
 99 by Henrie Massie, Virginia, 1963, CH
 96 by Sam Rogers, UTEP, 1993, CH
 94 by Troy Slade, Duke, 1973, CH
 93 by Lou Thomas, Tulane, 1941, A
 93 by Tom Powers, Duke, 1949, A
 93 by Alvin Pearman, Virginia, 2004, A
 92 by John Schultz, Maryland, 1975, CH
 90 by Henry Krouse, Tennessee, 1935, A
 90 by Dennie Condie, Maryland, 1960, CH
 90 by Don Bailey, South Carolina, 1968, CH
 90 by Lewis Sanders, Maryland, 1997, A

LONGEST INTERCEPTION RETURNS

99 by Sebastian Savage, N.C. State, 1991, A
 95 by Jack Alexander, Duke, 1935, A
 95 by Antwan Harris, Virginia, 1996, A
 85 by W.B. Peterson, Georgia Tech, 1932, CH
 84 by Michael Swistowicz, Notre Dame, 1949, N
 83 by Bob Lebby, Duke, 1970, CH
 80 by Joe Shaw, South Carolina, 1943, A
 80 by Fred Bilyeu, Georgia, 1951, CH
 76 by Hudocak, Fordham, 1941, CH
 75 by Eli Maricich, Georgia, 1948, A

LONGEST FIELD GOALS

56 by Damon Hartman, N.C. State, 1990, CH
 55 by Doug Peterson, Duke, 1987, CH
 54 by Ron Lewis, LSU, 1985, CH
 52 by David Palmer, Georgia Tech, 1987, A
 52 by Chris Gardocki, Clemson, 1988, A
 51 by Derek Schmidt, Florida State, 1985, CH
 51 by Dusty Mangum, Texas, 2001, A
 51 by Matt Brooks, Duke, 2004, A
 50 by Dale Castro, Maryland, 1980, CH
 50 by Ken Willis, Kentucky, 1989, A
 50 by Steve Videtich, N.C. State, 1994, CH

LONGEST PUNTS

74 by Royce Huffman, TCU, 1997, A
 73 by Rob Stewart, Duke, 1965, A
 71 by Buddy Lex, William and Mary, 1948, CH
 70 by Eli Geri, Georgia, 1948, A
 70 by Zeke Bratkowski, Georgia, 1953, A
 70 by Will Brice, Virginia, 1994, A
 69 by Rocky Bleier, Notre Dame, 1966, A
 69 by Kevin Laird, Clemson, 1997, A
 68 by Tim Davis, Duke, 1992, A
 67 by Jack Freeman, William and Mary, 1946, N



CAROLINA FOOTBALL RECORD BOOK

CAROLINA AS A RANKED TEAM

Date	UNC Rank	Opponent (Rank)	Site	W/L	Score
October 30, 1937	15	Fordham (10)	H	L	0-14
November 27, 1937	19	Virginia	H	W	40-0
October 22, 1938	19	Davidson	A	W	34-0
October 21, 1939	14	Tulane (4)	A	T	14-14
October 28, 1939	13	Penn (16)	A	W	30-6
November 4, 1939	9	NC State	H	W	17-0
November 11, 1939	8	Davidson	WS	W	32-0
November 18, 1939	7	Duke (13)	A	L	3-13
November 30, 1939	17	Virginia	H	W	19-0
October 24, 1942	19	Tulane	A	L	14-29
November 2, 1946	9	Tennessee (10)	A	L	14-20
November 9, 1946	17	William & Mary	RICH	W	21-7
November 16, 1946	15	Wake Forest	H	W	26-14
November 23, 1946	14	Duke	H	W	22-7
November 30, 1946	11	Virginia	A	W	49-14
January 1, 1947	9	Georgia (3)	NO	L	10-20
October 11, 1947	19	Wake Forest	H	L	7-19
November 1, 1947	18	Tennessee	H	W	20-6
November 8, 1947	18	NC State	H	W	41-6
November 13, 1947	19	Maryland	A	W	19-0
November 22, 1947	13	Duke	A	W	21-0
November 29, 1947	10	Virginia	H	W	40-7
October 9, 1948	2	Wake Forest	A	W	28-6
October 16, 1948	1	NC State	H	W	14-0
October 23, 1948	3	LSU	H	W	34-7
October 30, 1948	3	Tennessee	A	W	14-7
November 6, 1948	3	William & Mary	H	T	7-7
November 13, 1948	6	Maryland	A	W	49-20
November 20, 1948	5	Duke	H	W	20-0
November 27, 1948	4	Virginia	A	W	34-12
January 1, 1949	3	Oklahoma (5)	NO	L	6-14
October 8, 1949	6	South Carolina	A	W	28-13
October 15, 1949	6	Wake Forest	H	W	28-14
October 22, 1949	6	LSU	A	L	7-13
October 29, 1949	13	Tennessee	H	L	6-35
November 26, 1949	19	Virginia	H	W	14-7
September 23, 1950	20	NC State	H	W	13-7
September 30, 1950	20	Notre Dame (1)	A	L	7-14
October 7, 1950	11	Georgia	A	T	0-0
October 11, 1957	18	Miami (Fla.)	A	W	20-13
October 19, 1957	14	Maryland	A	L	7-21
September 20, 1958	10	NC State	H	L	14-21
November 1, 1958	17	Tennessee	A	W	21-7
November 8, 1958	15	Virginia	A	W	42-0
November 15, 1958	11	Notre Dame	A	L	24-34
November 22, 1958	17	Duke	H	L	6-7
September 19, 1959	12	Clemson	H	L	18-20
October 3, 1970	19	Vanderbilt	A	W	10-7
October 10, 1970	18	South Carolina	H	L	21-35
October 2, 1971	20	NC State	A	W	27-7
October 9, 1971	18	Tulane	H	L	29-37
November 11, 1972	18	Virginia	H	W	23-3
November 18, 1972	16	Duke	H	W	14-0
November 25, 1972	15	East Carolina	H	W	42-19
December 9, 1972	16	Florida	JACK	W	28-24
December 30, 1972	16	Texas Tech	EP	W	32-28
September 15, 1973	19	William & Mary	H	W	34-27
September 18, 1976	17	Northwestern	H	W	12-0
September 25, 1976	16	Army	A	W	34-32
October 2, 1976	14	Missouri (12)	A	L	3-24
October 16, 1976	19	NC State	H	L	13-21
December 31, 1976	19	Kentucky	ATL	L	0-21
September 10, 1977	10	Kentucky	A	L	7-10
September 17, 1977	11	Richmond	H	W	31-0
September 23, 1978	18	Maryland (17)	H	L	20-21
September 30, 1978	15	Pittsburgh (9)	A	L	16-20
October 6, 1979	18	Cincinnati	H	W	35-14
October 13, 1979	14	Wake Forest	H	L	19-24
October 20, 1979	19	NC State (15)	A	W	35-21
October 27, 1979	15	East Carolina	H	T	24-24
November 3, 1979	18	Maryland	A	L	14-17
September 6, 1980	14	Furman	H	W	35-13
September 13, 1980	15	Texas Tech	A	W	9-3
September 27, 1980	14	Maryland (19)	H	W	17-3
October 4, 1980	10	Georgia Tech	H	W	33-0
October 11, 1980	8	Wake Forest	A	W	27-9
October 18, 1980	8	NC State	H	W	28-8
October 25, 1980	7	East Carolina	H	W	31-3
November 1, 1980	6	Oklahoma (16)	A	L	7-41
November 8, 1980	14	Clemson	A	W	24-19
November 15, 1980	15	Virginia	H	W	26-3
November 22, 1980	15	Duke	H	W	44-21
December 31, 1980	13	Texas	HOU	W	16-7

Date	UNC Rank	Opponent (Rank)	Site	W/L	Score
September 12, 1981	13	East Carolina	H	W	56-0
September 19, 1981	10	Miami (Ohio)	H	W	49-7
September 26, 1981	9	Boston College	H	W	56-14
October 3, 1981	6	Georgia Tech	A	W	28-7
October 10, 1981	5	Wake Forest	H	W	48-10
October 17, 1981	4	NC State	A	W	28-10
October 24, 1981	3	South Carolina	H	L	13-31
October 31, 1981	9	Maryland	A	W	17-10
November 7, 1981	8	Clemson (2)	H	L	8-10
November 14, 1981	13	Virginia	A	W	17-14
November 21, 1981	12	Duke	A	W	31-10
December 28, 1981	10	Arkansas	JACK	W	31-27
September 9, 1982	5	Pittsburgh (1)	A	L	6-7
September 18, 1982	11	Vanderbilt	H	W	34-10
September 25, 1982	11	Army	H	W	62-8
October 2, 1982	12	Georgia Tech	H	W	41-0
October 9, 1982	12	Wake Forest	A	W	24-7
October 16, 1982	11	NC State	H	W	41-9
October 30, 1982	10	Maryland	H	L	24-31
November 6, 1982	18	Clemson (13)	A	L	13-16
November 13, 1983	11	South Carolina	A	W	24-8
September 10, 1983	8	Memphis State	H	W	24-10
September 17, 1983	10	Miami (Ohio)	H	W	48-17
September 24, 1983	5	William & Mary	H	W	51-20
October 1, 1983	5	Georgia Tech	A	W	38-21
October 8, 1983	4	Wake Forest	H	W	30-10
October 15, 1983	3	NC State	A	W	42-14
October 29, 1983	3	Maryland (13)	A	L	26-28
November 5, 1983	10	Clemson	H	L	3-16
November 12, 1983	19	Virginia	A	L	14-17
October 18, 1986	18	NC State	H	L	34-35
September 28, 1991	23	NC State	A	L	7-24
October 31, 1992	22	Maryland	A	W	31-24
November 7, 1992	19	Clemson	A	L	7-40
November 21, 1992	21	Duke	A	W	31-28
January 2, 1992	19	Miss. State (24)	ATL	W	21-17
August 19, 1993	20	Southern Cal (18)	A	W	31-9
September 4, 1993	16	Ohio University	H	W	44-3
September 11, 1993	14	Maryland	H	W	59-42
September 18, 1993	13	Florida State (1)	H	L	7-33
September 25, 1993	18	NC State (19)	A	W	35-14
October 2, 1993	18	UTEP	H	W	45-39
October 9, 1993	15	Wake Forest	H	W	45-35
October 16, 1993	14	Georgia Tech	A	W	41-3
October 23, 1993	12	Virginia (21)	A	L	10-17
November 6, 1993	16	Clemson	H	W	24-0
November 13, 1993	15	Tulane	A	W	42-10
November 26, 1993	12	Duke	H	W	38-24
December 31, 1993	12	Alabama (18)	JACK	L	10-24
September 3, 1994	18	Texas Christian	H	W	27-17
September 17, 1994	16	Tulane	H	W	49-0
September 24, 1994	13	Florida State (3)	A	L	18-31
October 1, 1994	18	SMU	A	W	28-24
October 8, 1994	14	Georgia Tech	H	W	31-24
October 15, 1994	15	Maryland	H	W	41-17
October 22, 1994	15	Virginia (25)	A	L	10-34
October 29, 1994	24	NC State	H	W	31-17
November 19, 1994	21	Duke (24)	A	W	41-40
December 30, 1994	19	Texas	EP	L	31-35
September 2, 1995	20	Syracuse	H	L	9-20
September 7, 1996	24	Syracuse (9)	A	W	27-10
September 21, 1996	11	Georgia Tech	H	W	16-0
September 28, 1996	11	Florida State (2)	A	L	0-13
October 5, 1996	15	Wake Forest	A	W	45-6
October 12, 1996	13	Maryland	H	W	38-7
October 26, 1996	9	Houston	A	W	42-14
November 2, 1996	8	NC State	H	W	52-20
November 9, 1996	8	Louisville	H	W	28-10
November 16, 1996	6	Virginia (24)	A	L	17-20
November 23, 1996	13	Duke	A	W	27-10
January 1, 1997	10	West Virginia (25)	JACK	W	20-13
September 6, 1997	7	Indiana	H	W	23-6
September 13, 1997	7	Stanford (17)	H	W	28-17
September 20, 1997	6	Maryland	A	W	40-14
September 27, 1997	5	Virginia	H	W	48-20
October 4, 1997	5	Texas Christian	A	W	31-10
October 11, 1997	5	Wake Forest	H	W	30-12
October 18, 1997	4	NC State	A	W	20-7
October 30, 1997	5	Georgia Tech	A	W	16-13
November 8, 1997	5	Florida State (3)	H	L	3-20
November 15, 1997	8	Clemson	A	W	17-10
November 22, 1997	8	Duke	H	W	50-14
January 1, 1998	7	Virginia Tech	JACK	W	42-3



CAROLINA FOOTBALL RECORD BOOK

Date	UNC Rank	Opponent (Rank)	Site	W/L	Score
September 5, 1998	12	Miami (Ohio)	H	L	10-13
November 1, 2001	22	Georgia Tech (23)	A	L	21-28

Bold indicates both teams ranked

Key to neutral sites: WS-Winston-Salem; RICH-Richmond, Va.; NO-New Orleans; JACK-Jacksonville, Fla.; EP-El Paso, Texas; ATL-Atlanta; HOU-Houston.

• Carolina's Record when both teams are ranked: 10-23-1

• Rankings based on the Associated Press Poll

* Carolina's Overall Record when ranked in the AP Poll: 115-49-4

Home: 60-20-2

Road: 46-24-2

Neutral: 9-5-0

vs. NC State: 14-4-0

vs. Virginia: 11-4-0

vs. Wake Forest: 10-2-0

vs. Florida State: 0-4-0

vs. Maryland: 9-5-0

vs. Clemson: 3-5-0

vs. Georgia Tech: 8-1-0

vs. Duke: 11-2-0

vs. ACC: 65-27-0

vs. Non-Conference: 49-22-4

RECORD VS. AP RANKED TEAMS

Year	Rk.	Opponent	UNC Rk.	W/L	Score	Year	Rk.	Opponent	UNC Rk.	W/L	Score	Year	Rk.	Opponent	UNC Rk.	W/L	Score
1936	#18	at Tulane	-	L	7-21	1971	#6	Georgia	-	L	3-7	1995	#9	Virginia	-	W	22-17
1936	#13	Duke	-	L	7-27	1972	#5	at Ohio State	-	L	14-29	1995	#6	Florida State	-	L	12-28
1937	#10	Fordham	15	L	0-14	1973	#20	Missouri	-	L	14-27	1995	#24	Arkansas	-	W	20-10
1937	#8	at Duke	-	W	14-6	1973	#17	at Tulane	-	L	0-16	1996	#9	at Syracuse	24	W	27-10
1938	#11	Duke	-	L	0-14	1974	#17	Pittsburgh	-	W	45-29	1996	#2	at Florida State	11	L	0-13
1938	#13	vs. Fordham	-	T	0-0	1974	#10	NC State	-	W	33-14	1996	#24	at Virginia	6	L	17-20
1939	#4	at Tulane	14	T	14-14	1975	#2	at Ohio State	-	L	7-32	1996	#25	West Virginia	10	W	20-13
1939	#16	at Penn	13	W	30-6	1975	#15	Notre Dame	-	L	14-21	1997	#17	Stanford	7	W	28-17
1939	#13	at Duke	7	L	3-13	1976	#20	Miami (OH)	-	W	14-10	1997	#3	Florida State	5	L	3-20
1940	#12	Duke	-	W	6-3	1976	#18	Florida	-	W	24-21	1998	#5	at Florida State	-	L	13-39
1941	#17	at Tulane	-	L	6-52	1976	#12	at Missouri	14	L	3-14	1998	#21	at Virginia	-	L	13-30
1941	#3	at Duke	-	L	0-20	1976	#20	East Carolina	-	W	12-10	1999	#23	Virginia	-	L	17-20
1942	#13	Duquesne	-	W	13-6	1977	#13	Texas Tech	-	L	7-10	1999	#1	Florida State	-	L	10-42
1943	#6	at Duke	-	L	7-14	1977	#13	Clemson	-	T	13-13	1999	#7	at Georgia Tech	-	L (OT)	24-31
1943	#10	at Penn	-	W	9-6	1977	#12	Nebraska	14	L	17-21	2000	#2	at Florida State	-	L	14-63
1943	#6	Duke	-	L	6-27	1978	#17	Maryland	-	L	20-21	2000	#5	Clemson	-	L	24-38
1944	#20	at Yale	-	L	6-13	1978	#9	at Pittsburgh	-	L	16-20	2001	#3	at Oklahoma	-	L	27-41
1944	#11	Duke	-	L	0-33	1978	#15	at Clemson	-	L	9-13	2001	#4	at Texas	-	L	14-44
1945	#11	at Penn	-	L	0-49	1979	#13	Pittsburgh	-	W	17-7	2001	#6	Florida State	-	W	41-9
1945	#15	at Duke	-	L	7-14	1979	#15	at NC State	19	W	35-21	2001	#13	at Clemson	-	W	38-3
1945	#20	Virginia	-	W	27-18	1979	#18	Clemson	-	L	10-19	2001	#23	at Georgia Tech	22	L	21-28
1946	#10	at Tennessee	9	L	14-20	1979	#14	Michigan	-	W	17-15	2002	#3	Texas	-	L	21-52
1946	#3	vs. Georgia	9	L	3-20	1980	#19	Maryland	14	W	17-3	2002	#14	NC State	-	L	17-34
1948	#5	vs. Oklahoma	3	L	6-14	1980	#16	at Oklahoma	6	L	7-41	2002	#15	at Florida State	-	L	14-40
1949	#1	vs. Notre Dame	-	L	6-42	1981	#2	Clemson	8	L	8-10	2003	#13	Florida State	-	L	0-37
1950	#1	at Notre Dame	20	L	7-14	1982	#1	at Pittsburgh	5	L	6-7	2004	#15	at Virginia	-	L	24-56
1950	#11	at Tennessee	-	L	0-16	1982	#13	at Clemson	18	L	13-16	2004	#22	Louisville	-	L	0-34
1951	#6	at Texas	-	L	20-45	1982	#8	Texas	-	W	26-10	2004	#9	at Florida State	-	L	16-38
1951	#7	at Maryland	-	L	7-14	1983	#13	at Maryland	3	L	26-28	2004	#11	at Utah	-	L	16-46
1952	#11	Texas	-	L	7-28	1984	#10	at Boston College	-	L	20-52	2004	#4	Miami (Fla.)	-	W	31-28
1952	#16	at Notre Dame	-	L	14-34	1984	#19	Virginia	-	T	24-24	2004	#18	Virginia Tech	-	L	24-27
1952	#12	at Tennessee	-	L	14-41	1985	#12	LSU	-	L	13-23	2004	#25	vs. Boston College	-	L	24-37
1952	#20	Duke	-	L	0-34	1985	#11	Florida State	-	L	10-20	2005	#17	at Georgia Tech	-	L	21-27
1953	#3	Maryland	-	L	0-26	1986	#15	at Florida State	-	T	10-10	2005	#23	at Louisville	-	L	14-69
1953	#1	Notre Dame	-	L	14-34	1986	#12	at LSU	-	L	3-30	2005	#23	Virginia	-	W	7-5
1954	#5	at Notre Dame	-	L	14-42	1986	#20	at Clemson	-	L	10-38	2005	#6	at Miami	-	L	16-34
1954	#20	Duke	-	L	12-47	1986	#16	Arizona	-	L	21-30	2005	#19	Boston College	-	W	16-14
1955	#3	Oklahoma	-	L	6-13	1987	#1	at Oklahoma	-	L	0-28	2005	#5	at Virginia Tech	-	L	3-30
1955	#2	Maryland	-	L	7-25	1987	#6	Auburn	-	L	10-20						
1955	#5	Notre Dame	-	L	7-27	1987	#10	Clemson	-	L	10-13						
1956	#18	Duke	-	L	0-6	1988	#19	at South Carolina	-	L	10-31						
1956	#1	at Oklahoma	-	L	0-36	1988	#4	Oklahoma	-	L	0-28						
1956	#3	at Tennessee	-	L	0-20	1988	#4	at Auburn	-	L	21-47						
1957	#6	Navy	-	W	13-7	1988	#17	at Clemson	-	L	14-37						
1957	#17	Tennessee	-	L	0-35	1988	#17	at Clemson	-	L	14-37						
1957	#11	at Duke	-	W	21-13	1989	#18	at NC State	-	L	6-40						
1959	#18	Clemson	12	L	18-20	1989	#21	Clemson	-	L	3-35						
1959	#11	South Carolina	-	W	19-6	1989	#25	Duke	-	L	3-41						
1959	#20	Tennessee	-	L	7-29	1990	#11	Georgia Tech	-	T	13-13						
1960	#11	at Tennessee	-	L	27-14	1990	#18	at Clemson	-	L	3-20						
1960	#6	Duke	-	W	7-6	1990	#11	Virginia	-	L	10-24						
1961	#10	at Maryland	-	W	14-8	1991	#15	Clemson	-	L	6-21						
1961	#4	LSU	-	L	0-30	1992	#23	NC State	-	L	20-27						
1962	#2	at Ohio State	-	L	7-41	1992	#8	at Florida State	-	L	13-36						
1965	#4	Michigan	-	L	24-31	1992	#16	Virginia	-	W	27-7						
1965	#4	at Notre Dame	-	L	0-17	1992	#19	Georgia Tech	-	W	26-14						
1966	#8	at Michigan	-	W	21-7	1992	#24	Mississippi State	19	W	21-17						
1966	#2	at Notre Dame	-	L	0-32	1993	#18	USC	20	W	31-9						
1968	#7	Florida	-	W	22-7	1993	#1	Florida State	13	L	7-33						
1969	#10	Florida	-	L	2-52	1993	#19	at NC State	18	W	35-14						
1970	#11	at Vanderbilt	19	W	10-7	1993	#21	at Virginia	12	L	10-17						
1970	#8	Arizona State	-	L	26-48	1993	#18	Alabama	12	L	10-24						
1971	#7	at Notre Dame	-	L	0-16	1994	#3	Florida State	13	L	18-31						
						1994	#25	at Virginia	15	L	10-34						
						1994	#24	at Duke	-	W	41-40						

• Carolina's Record vs. Top 10: 13-57-1

• Highest ranked team Carolina has defeated:

No. 4 Miami, 2004, 31-28, Chapel Hill

• Highest ranked team Carolina has defeated on the road:

at No. 8 Duke, 1937, 14-6, Durham, N.C.

at No. 8 Michigan, 1966, 21-7, Ann Arbor, Mich.

• Carolina vs. ACC Ranked Teams

Boston College: 1-2-0

Clemson: 2-15-1

Duke: 5-12-0

Florida State: 1-13-1

Georgia Tech: 1-3-1

Maryland: 2-5-0

Miami: 1-1-0

NC State: 3-2-0

Virginia: 3-7-1

Virginia Tech: 0-2-0

Wake Forest: 0-0-0



CAROLINA FOOTBALL RECORD BOOK

1888-1921

Year	Conference Head Coach	Overall Finish
1888	—	0-2-0
1889	Hector Cowan	2-2-0
1890	No Games Played	
1891	—	0-2-0
1892	—	5-1-0
1893	—	3-4-0
1894	V.K. Irvine	6-3-0
1895	T.C. Trenchard	7-1-1
1896	Gordon Johnston	3-4-1
1897	W.A. Reynolds	7-3-0
1898	W.A. Reynolds	9-0-0
1899	W.A. Reynolds	7-3-1
1900	W.A. Reynolds	4-1-3
1901	Charles Jenkins	7-2-0
1902	H.B. Olcott	5-1-3
1903	H.B. Olcott	6-3-0
1904	R.R. Brown	5-2-2
1905	William Warner	4-3-1
1906	W.S. Keinholz	1-4-2
1907	Otis Lamson	4-4-1
1908	Edward Green	3-3-3
1909	A.E. Brides	5-2-0
1910	A.E. Brides	3-6-0
1911	Branch Bocock	6-1-1
1912	W.C. Martin	3-4-1
1913	T.C. Trenchard	5-4-0
1914	T.C. Trenchard	10-1-0
1915	T.C. Trenchard	4-3-1
1916	Thomas Campbell	5-4-0
1917	No Games — World War I	
1918	No Games — World War I	
1919	Thomas Campbell	4-3-1
1920	M.E. Fuller	2-6-0
1921	R.A. & W.M. Fetzer	5-2-2

CAROLINA RECORD BY DECADE

1888-89	2-4
1890-99	47-21-2
1900-09	44-25-15
1910-19	40-26-4
1920-29	54-33-4
1930-39	60-24-11
1940-49	58-37-5
1950-59	37-57-4
1960-69	41-60-0
1970-79	72-42-3
1980-89	61-52-2
1990-99	78-39-1
2000-present	30-41
Totals	624-461-54

SOUTHERN CONFERENCE (1922-52)

Year	Head Coach	Overall	Conference	Conference Finish
1922	R.A. & W.M. Fetzer	9-1-0	5-0-0	1st
1923	R.A. & W.M. Fetzer	5-3-1	2-2-1	12th
1924	R.A. & W.M. Fetzer	4-5-0	2-3-0	14th
1925	R.A. & W.M. Fetzer	7-1-1	4-0-1	3rd
1926	Chuck Collins	4-5-0	3-3-0	10th
1927	Chuck Collins	4-6-0	2-5-0	19th
1928	Chuck Collins	5-3-2	2-2-2	11th
1929	Chuck Collins	9-1-0	7-1-0	3rd
1930	Chuck Collins	5-3-2	4-2-2	8th
1931	Chuck Collins	4-3-3	2-3-3	13th
1932	Chuck Collins	3-5-2	2-5-1	17th
1933	Chuck Collins	4-5-0	2-1-0	3rd
1934	Carl Snavelly	7-1-1	2-0-1	2nd
1935	Carl Snavelly	8-1-0	4-1-0	2nd
1936	Ray Wolf	8-2-0	5-1-0	2nd
1937	Ray Wolf	7-1-1	4-0-1	2nd
1938	Ray Wolf	6-2-1	4-1-0	4th
1939	Ray Wolf	8-1-1	5-1-0	3rd
1940	Ray Wolf	6-4-0	3-2-0	5th
1941	Ray Wolf	3-7-0	2-4-0	11th
1942	Jim Tatum	5-2-2	3-1-1	4th
1943	Tom Young	6-3-0	2-2-0	5th
1944	Gene McEver	1-7-1	0-3-1	9th
1945	Carl Snavelly	5-5-0	3-2-0	7th
1946	Carl Snavelly	8-2-1	4-0-1	1st
1947	Carl Snavelly	8-2-0	4-1-0	2nd
1948	Carl Snavelly	9-1-1	4-0-1	2nd
1949	Carl Snavelly	7-4-0	5-0-0	1st
1950	Carl Snavelly	3-5-2	3-2-1	7th
1951	Carl Snavelly	2-8-0	2-3-0	10th
1952	Carl Snavelly	2-6-0	1-2-0	12th

YEARLY WON-LOSS RECORD

ATLANTIC COAST CONFERENCE (1952-PRESENT)

Year	Head Coach	Overall	Conference	Conference Finish
1953	George Barclay	4-6-0	2-3	T3rd
1954	George Barclay	4-5-1	4-2	3rd
1955	George Barclay	3-7-0	3-3	4th
1956	Jim Tatum	2-7-1	2-3-1	5th
1957	Jim Tatum	6-4-0	4-3	4th
1958	Jim Tatum	6-4-0	4-3	4th
1959	Jim Hickey	5-5-0	5-2	2nd
1960	Jim Hickey	3-7-0	2-5	6th
1961	Jim Hickey	5-5-0	4-3	2nd
1962	Jim Hickey	3-7-0	3-4	T4th
1963	Jim Hickey	9-2-0	6-1	1st
1964	Jim Hickey	5-5-0	4-3	T3rd
1965	Jim Hickey	4-6-0	3-3	T5th
1966	Jim Hickey	2-8-0	1-4	8th
1967	Bill Dooley	2-8-0	2-5	7th
1968	Bill Dooley	3-7-0	1-6	8th
1969	Bill Dooley	5-5-0	3-3	T3rd
1970	Bill Dooley	8-4-0	5-2	T2nd
1971	Bill Dooley	9-3-0	6-0	1st
1972	Bill Dooley	11-1-0	6-0	1st
1973	Bill Dooley	4-7-0	1-5	6th
1974	Bill Dooley	7-5-0	4-2	T2nd
1975	Bill Dooley	3-7-1	1-4-1	6th
1976	Bill Dooley	9-3-0	4-1	2nd
1977	Bill Dooley	8-3-1	5-0-1	1st
1978	Dick Crum	5-6-0	3-3	4th
1979	Dick Crum	8-3-1	3-3	5th
1980	Dick Crum	11-1-0	6-0	1st
1981	Dick Crum	10-2-0	5-1	2nd
1982	Dick Crum	8-4-0	3-3	T3rd
1983	Dick Crum	8-4-0	4-2	2nd
1984	Dick Crum	5-5-1	3-2-1	3rd
1985	Dick Crum	5-6-0	3-4	5th
1986	Dick Crum	7-4-1	5-2	2nd
1987	Dick Crum	5-6-0	3-4	6th
1988	Mack Brown	1-10-0	1-6	7th
1989	Mack Brown	1-10-0	0-7	8th
1990	Mack Brown	6-4-1	3-3-1	5th
1991	Mack Brown	7-4-0	3-4	5th
1992	Mack Brown	9-3-0	5-3	3rd
1993	Mack Brown	10-3-0	6-2	2nd
1994	Mack Brown	8-4-0	5-3	T3rd
1995	Mack Brown	7-5-0	4-4	5th
1996	Mack Brown	10-2-0	6-2	2nd
1997	Mack Brown	10-1-0	7-1	2nd
	Carl Torbush	1-0-0	(Gator Bowl)	
1998	Carl Torbush	7-5-0	4-4	T4th
1999	Carl Torbush	3-8-0	2-6	9th
2000	Carl Torbush	6-5	3-5	6th
2001	John Bunting	8-5	5-3	3rd
2002	John Bunting	3-9	1-7	8th
2003	John Bunting	2-10	1-7	9th
2004	John Bunting	6-6	5-3	T3rd
2005	John Bunting	5-6	4-4	4th (Coastal)
Totals		624-461-54	189-168-5	

UNC TEAM RECORDS

Games: 12 in 1993, 2001, 2002, 2003
Total Yards: 5256 in 1993
Total Yards Per Game: 441.8 in 1993
Rushing Attempts: 732 in 1970
Rushing Yards: 3,137 in 1970
Rushing Yards Per Game: 285.2 in 1970
Pass Attempts: 433 in 2002
Pass Completions: 258 in 2003
Touchdown Passes: 25 in 1996, 2001
Interceptions: 23 in 1941, 1944
Completion Percentage: .678 in 1974
Passing Yards: 3,199 in 2002
Passing Yards Per Game: 266.6 in 2002
First Downs: 276 in 1993
Points: 421 in 1993
Points Per Game: 35.1 in 1993



CAROLINA FOOTBALL RECORD BOOK

RECORD VS. OPPONENTS

Opponent	Games	First	Last	UNC			OPP	
		Game	Game	W	L	T	Pts	Pts
Air Force	5	1963	1969	1	4	0	82	77
Alabama	1	1993	1993	0	1	0	10	24
Appalachian	1	1940	1940	1	0	0	56	6
Arizona	1	1986	1986	0	1	0	21	30
Arizona State	3	1970	2003	1	2	0	95	116
Arkansas	2	1981	1995	2	0	0	51	37
Army	7	1944	1992	6	1	0	235	152
Auburn	6	1892	2001	4	2	0	150	77
Bingham's	4	1897	1912	4	0	0	123	0
Boston College	4	1981	2005	2	2	0	116	117
Bowling Green	1	1982	1982	1	0	0	33	14
Camp Lee	1	1945	1945	1	0	0	6	0
Charlotte YMCA	1	1896	1896	0	1	0	0	8
Cherry Point	2	1944	1945	2	0	0	40	28
Cincinnati	2	1979	1991	2	0	0	86	30
Citadel	3	1915	1986	3	0	0	109	21
Clemson	52	1897	2003	18	33	1	876	1022
Connecticut	1	1990	1990	1	0	0	48	21
Davidson	39	1898	1942	31	4	4	585	97
Duke	92	1888	2005	53	35	4	1737	1425
Duquesne	1	1942	1942	1	0	0	13	6
East Carolina	10	1972	2003	8	1	1	276	169
Florida	10	1921	1976	7	2	1	183	162
Florida State	16	1983	2004	1	14	1	184	489
Fordham	5	1937	1942	0	3	2	14	55
Furman	5	1902	1999	4	1	0	122	41
Georgetown	13	1894	1915	4	7	2	94	167
Georgia	30	1895	1971	12	16	2	457	466
Georgia Tech	41	1915	2005	17	21	3	790	776
Greensboro A.A.	3	1896	1898	3	0	0	65	0
Guilford	9	1896	1904	9	0	0	241	4
Hampton A.C.	1	1896	1896	0	1	0	0	18
Harvard	2	1916	1928	0	2	0	0	41
Horner's	1	1899	1899	1	0	0	46	0
Houston	2	1996	1999	1	1	0	54	34
Illinois	2	1971	1987	2	0	0	61	14
Indiana	2	1997	1999	2	0	0	65	36
Kansas	2	1984	1986	2	0	0	43	17
Kentucky	10	1910	1990	5	5	0	102	118
Lafayette	1	1906	1906	0	1	0	6	28
Lehigh	2	1893	1894	0	2	0	0	58
Lenoir Rhyne	1	1941	1941	1	0	0	42	7
LSU	6	1948	1986	1	5	0	60	123
Louisville	5	1988	2005	2	3	0	93	161
Maryland	67	1899	2005	35	31	1	1377	1172
Maryland (Old)	1	1899	1899	1	0	0	6	0
Marshall	1	2000	2000	1	0	0	20	15
Memphis State	2	1983	1984	2	0	0	54	37
Mercer	1	1925	1925	1	0	0	3	0
Miami (Fla.)	9	1946	2005	5	4	0	168	151
Miami (Ohio)	7	1976	2002	4	3	0	179	81
Michigan	3	1965	1979	2	1	0	62	53
Michigan State	3	1962	1964	1	2	0	27	84
Mississippi State	2	1974	1993	1	1	0	45	43
Missouri	2	1973	1976	0	2	0	17	51

Opponent	Games	First	Last	UNC			OPP	
		Game	Game	W	L	T	Pts	Pts
Morganton DDI	1	1900	1900	1	0	0	38	0
NATTC	1	1943	1943	1	0	0	23	0
Navy	10	1899	1992	5	5	0	165	203
Nebraska	1	1977	1977	0	1	0	17	21
NC State	95	1894	2005	62	27	6	1873	1185
Norfolk A.C.	1	1904	1904	1	0	0	41	0
Northwestern	2	1976	1977	2	0	0	53	7
Notre Dame	16	1949	1975	1	15	0	147	402
NYU	4	1936	1939	4	0	0	54	26
Oak Ridge	6	1898	1907	6	0	0	167	0
Ohio State	4	1962	1975	1	3	0	42	105
Ohio	3	1974	1995	3	0	0	148	10
Oklahoma	7	1948	1988	0	7	0	46	201
Penn	6	1905	1945	2	4	0	39	126
Penn State	1	1943	1943	1	0	0	19	0
Pittsburgh	6	1974	2000	4	2	0	133	90
Princeton	2	1899	1916	0	2	0	0	59
Rice	1	1949	1949	0	1	0	13	27
Richmond	14	1892	1978	12	2	0	352	82
Riverside	1	1914	1914	1	0	0	40	0
Rutgers	2	1894	1919	0	2	0	0	24
San Diego State	1	1998	1998	1	0	0	20	13
Sewanee	5	1894	1900	2	1	2	48	15
South Carolina	54	1903	1991	34	16	4	875	552
Southern California	2	1958	1993	2	0	0	39	16
SMU	2	1994	2001	2	0	0	47	34
Stanford	2	1997	1998	1	1	0	62	54
Syracuse	4	1995	2003	2	2	0	113	111
Tennessee	31	1893	1961	10	20	1	345	556
Texas	9	1947	2002	3	6	0	169	262
Texas Christian	3	1940	1997	3	0	0	79	41
Texas-El Paso	1	1993	1993	1	0	0	45	39
Texas Tech	3	1972	1980	2	1	0	48	41
Transylvania	1	1903	1903	0	1	0	5	6
Tulane	16	1922	1994	5	9	2	272	299
Tulsa	1	2000	2000	1	0	0	30	9
U.S.S. Franklin	1	1911	1911	1	0	0	12	0
Utah	2	2004	2005	1	1	0	47	63
Vanderbilt	13	1892	1982	8	5	0	211	179
Virginia	110	1892	2005	57	49	4	2019	1764
Virginia Medical	2	1913	1914	2	0	0	80	0
Virginia Military	23	1893	1989	16	6	1	512	183
Virginia Tech	28	1895	2005	9	13	6	300	320
Wake Forest	101	1888	2004	67	32	2	2142	1054
Washington & Lee	10	1893	1953	5	3	2	109	50
West Virginia	1	1996	1996	1	0	0	20	13
William & Mary	14	1907	2004	12	0	2	383	205
Wisconsin	2	2003	2005	0	2	0	32	52
Yale	7	1919	1944	0	7	0	13	200

Note: boldface indicates 2006 opponent

TOTAL GAMES: 1138

RECORD: 624-461-54

UNC POINTS: 21,122

OPPONENT POINTS: 16,708



CAROLINA FOOTBALL RECORD BOOK

ALL-TIME SCORES

KEY TO NEUTRAL SITE ABBREVIATIONS:

ASHE- Asheville; ATL- Atlanta; BALT- Baltimore; CHAR- Charlotte; COL- Columbia, S.C.; COWAN- Cowan, Tenn.; DAN- Danville; DUR- Durham; GAIN- Gainesville, Ga.; GOLD- Goldsboro; GRBO- Greensboro; GREE- Greenville, S.C.; HONO- Honolulu; HOU- Houston; JACK- Jacksonville, Fla.; LYN- Lynchburg; MAC- Macon, Ga.; MIA- Miami; NEW OR- New Orleans; NNEW- Newport News, Va.; NOR- Norfolk; NYY- New York City (Yankee Stadium); NYP- New York City (Polo Grounds); RAL- Raleigh; RICH- Richmond; ROA- Roanoke; WIL- Wilmington

1888 (0-2)

Captains: Bob Bingham, Steve Bragaw
L Wake Forest RAL 4-6
L Trinity RAL 0-16
4-22

1889 (2-2)

Coach: Hector Cowan
Captains: Lacy Little and Steve Bragaw
W Wake Forest RAL 33-0
L Trinity RAL 17-25
L Wake Forest RAL 8-18
W Trinity (forfeit) H 1-0
58-43

1891 (0-2)

Captains: Mike Hoke and George Graham
Nov. 10 L Wake Forest RAL 0-1
(forfeit)
Nov. 10 L Trinity H 4-6
4-6

1892 (5-1)

Captain: Mike Hoke
Oct. 21 W Richmond A 40-0
Oct. 22 L Virginia A 18-30
Nov. 12 W Trinity A 24-0
Nov. 23 W Auburn ATL 64-0
Nov. 24 W Vanderbilt A 24-0
Nov. 26 W Virginia ATL 26-0
196-30

1893 (3-4)

Captain: A.S. Barnard
Oct. 20 W Wash. & Lee A 44-0
Oct. 21 L VMI A 4-10
Oct. 28 L Trinity A 4-6
Nov. 3 W Tennessee H 60-0
Nov. 18 W Wake Forest RAL 40-0
Nov. 25 L Lehigh NY 0-34
Nov. 30 L Virginia RICH 0-16
152-66

1894 (6-3)

Coach: V.K. Irvine
Captain: Charles Baskerville
Oct. 12 W N.C. A&M H 44-0
Oct. 20 W N.C. A&M A 16-0
Oct. 24 W Trinity H 28-0
Oct. 27 W Sewanee ASHE 36-4
Oct. 31 L Lehigh A 6-24
Nov. 1 L Rutgers A 0-5
Nov. 3 W Georgetown A 20-4
Nov. 10 W Richmond GRBO 28-0
Nov. 22 L Virginia RICH 0-34
178-71

1895 (7-1-1)

Coach: T.C. Trenchard
Captain: Edwin Gregory
Oct. 12 W N.C. A&M H 36-0
Oct. 19 W Richmond H 34-0
Oct. 26 W Georgia ATL 6-0
Oct. 28 W Vanderbilt A 12-0
Oct. 29 T Sewanee A 0-0
Oct. 31 W Georgia ATL 10-6
Nov. 2 W Wash. & Lee LYN 16-0
Nov. 16 W Virginia Tech CHAR 32-5
Nov. 28 L Virginia RICH 0-6
146-17

1896 (3-4-1)

Coach: Gordon Johnston
Captain: Robert Wright
Oct. 10 W Guilford H 26-4
Oct. 17 W Guilford A 34-0
Oct. 24 T Virginia Tech DAN 0-0
Oct. 31 L Georgia ATL 16-24
Nov. 3 L Charlotte A.C. A 0-8
Nov. 7 L Hampton A.C. A 0-18
Nov. 11 W Greensboro A.C. H 30-0
Nov. 26 L Virginia RICH 0-46
106-100

1897 (7-3)

Coach: W.A. Reynolds
Captain: Arthur Belden
Oct. 2 W N.C. A&M H 40-0
Oct. 9 W Guilford H 16-0
Oct. 22 W Greensboro A.A. H 24-0
Oct. 25 W Clemson H 28-0
Oct. 30 L Virginia Tech DAN 0-4
Nov. 5 W Sewanee COWAN 12-6
Nov. 6 L Vanderbilt A 0-31
Nov. 8 W Tennessee A 16-0
Nov. 9 W Bingham's School A 14-0
Nov. 22 L Virginia RICH 0-12
150-53

1898 (9-0)

Coach: W.A. Reynolds
Captain: Frank Rogers
Oct. 1 W Guilford H 18-0
Oct. 15 W N.C. A&M H 34-0
Oct. 20 W Greensboro A.A. H 11-0
Oct. 29 W Oak Ridge H 11-0
Nov. 4 W Virginia Tech W-S 28-6
Nov. 5 W Davidson CHAR 11-0
Nov. 13 W Georgia MAC 53-0
Nov. 15 W Auburn A 29-0
Nov. 24 W Virginia RICH 6-2
201-8

1899 (7-3-1)

Coach: W.A. Reynolds
Captain: Samuel Shull
Oct. 7 W N.C. A&M H 34-0
Oct. 12 W Oak Ridge H 16-0
Oct. 14 W Guilford H 45-0
Oct. 21 W Davidson CHAR 10-0
Oct. 23 W Horner's School H 46-0
Oct. 28 T N.C. A&M A 11-11
Oct. 31 W Maryland (Old) H 6-0
Nov. 4 L Navy A 0-12
Nov. 8 L Princeton A 0-30
Nov. 30 W Georgia ATL 5-0
Dec. 2 L Sewanee ATL 0-5
173-58

1900 (4-1-3)

Coach: W.A. Reynolds
Captain: Frank Osborne
Oct. 6 W Deaf & Dumb Inst. H 38-0
Oct. 27 T Virginia Tech H 0-0
Nov. 1 W Tennessee A 22-5
Nov. 3 W Vanderbilt A 48-0
Nov. 5 T Sewanee ATL 0-0
Nov. 17 W Georgia RAL 55-0
Nov. 24 L Virginia NOR 0-17
Nov. 29 T Georgetown A 0-0
163-22

1901 (7-2)

Coach: Charles Jenkins
Captain: Albert M. Carr
Oct. 12 W Oak Ridge H 28-0
Oct. 16 W N.C. A&M H 39-0
Oct. 19 W Guilford H 42-0
Oct. 26 W Davidson CHAR 6-0
Nov. 2 W Georgia ATL 27-0
Nov. 4 W Auburn A 10-0
Nov. 19 W N.C. A&M A 30-0
Nov. 23 L Virginia NOR 6-23
Nov. 28 L Clemson CHAR 10-22
198-45

1902 (5-1-3)

Coach: H.B. Olcott
Captain: Frank Foust
Sept. 24 W Guilford H 16-0
Oct. 4 W Oak Ridge H 35-0
Oct. 11 W Furman H 10-0
Oct. 18 W Davidson CHAR 27-0
Oct. 25 T Virginia Tech ROA 0-0
Nov. 1 W VMI ROA 17-10
Nov. 8 T N.C. A&M A 0-0
Nov. 15 L Georgetown NOR 5-12
Nov. 27 T Virginia RICH 12-12
122-34

1903 (6-3)

Coach: H.B. Olcott
Captain: G. Lyle Jones
Sept. 26 W Guilford H 15-0
Oct. 3 W Oak Ridge H 45-0
Oct. 10 W South Carolina A 17-0
Oct. 14 W VMI ROA 28-6
Oct. 24 L Georgetown NOR 0-33
Oct. 31 L Kentucky Univ. GBRO 5-6
Nov. 4 W Clemson H 11-6
Nov. 7 L Virginia Tech NOR 0-21
Nov. 25 W Virginia RICH 16-0
137-72

1904 (5-2-2)

Coach: Robert R. Brown
Captain: R.S. Stewart
Oct. 1 W Guilford H 29-0
Oct. 8 T Davidson CHAR 0-0
Oct. 12 W Bingham's School H 50-0
Oct. 15 W South Carolina H 27-0
Oct. 22 W Norfolk Ath. Clb GBRO 41-0
Oct. 29 W Virginia Tech H 6-0
Nov. 5 L Georgetown NOR 0-16
Nov. 16 T N.C. A&M H 6-6
Nov. 24 L Virginia RICH 11-12
170-34

1905 (4-3-1)

Coach: William Warner
Captain: Foy Roberson
Oct. 7 W Davidson CHAR 6-0
Oct. 14 L Penn A 0-17
Oct. 21 L Navy A 0-38
Oct. 28 L Virginia Tech RICH 6-35
Nov. 4 W Georgetown RICH 36-0
Nov. 12 T N.C. A&M A 0-0
Nov. 18 W VMI W-S 17-0
Nov. 30 W Virginia NOR 17-0
82-90

1906 (1-4-2)

Coach: W.S. Keinholz
Captain: Romy Story
Sept. 29 T Davidson CHAR 0-0
Oct. 6 L Penn A 0-11
Oct. 12 W Richmond H 12-0
Oct. 20 L Lafayette NOR 6-28
Oct. 27 T Virginia Tech RICH 0-0
Nov. 3 L Georgetown NOR 0-4
Nov. 17 L Navy A 0-40
18-83

1907 (4-4-1)

Coach: Dr. Otis Lamson
Captain: Joseph S. Mann
Sept. 29 L Penn A 0-37
Oct. 5 T Wash. & Lee NNEW 0-0
Oct. 12 W Oak Ridge H 38-0
Oct. 19 W William & Mary H 14-0
Oct. 26 L Virginia RICH 4-9
Oct. 31 L Clemson COL 6-15
Nov. 9 W Georgetown A 12-5
Nov. 16 W Richmond H 13-11
Nov. 28 L Virginia Tech RICH 6-20
93-97

1908 (3-3-3)

Coach: Edward Green
Captain: George Thomas
Sept. 26 W Wake Forest H 17-0
Oct. 3 L Tennessee A 0-12
Oct. 10 T Wash. & Lee NNEW 0-0
Oct. 17 T Davidson WIL 0-0
Oct. 26 T Georgetown A 6-6
Oct. 31 W Richmond H 17-12
Nov. 7 L Virginia Tech RICH 0-10
Nov. 14 W South Carolina H 22-0
Nov. 26 L Virginia RICH 0-31
62-71

1909 (5-2)

Coach: A.E. Brides
Captain: C.C. Garrett
Oct. 2 W Wake Forest H 18-0
Oct. 9 W Tennessee A 3-0
Oct. 16 L VMI LYN 0-3
Oct. 23 W Georgetown A 5-0
Oct. 31 W Richmond H 22-0
Nov. 6 L Virginia Tech RICH 0-15
Nov. 13 W Wash. & Lee NNEW 6-0
54-18

1910 (3-6)

Coach: A.E. Brides
Captain: Earl Thompson
Oct. 1 W VMI H 6-0
Oct. 8 L Kentucky A 0-11
Oct. 15 L Davidson CHAR 0-6
Oct. 22 W Wake Forest H 37-0
Oct. 29 L Georgetown A 0-12
Nov. 5 L Virginia Tech RICH 0-20
Nov. 12 L Wash. & Lee NOR 0-5
Nov. 19 W South Carolina DUR 27-6
Nov. 24 L Virginia RICH 0-7
70-67

1911 (6-1-1)

Coach: Branch Bocock
Captain: Bob Winston
Oct. 7 W Wake Forest H 12-3
Oct. 14 W Bingham's School H 12-0
Oct. 19 W Davidson CHAR 5-0
Oct. 28 W U.S.S. Franklin H 12-0
Nov. 4 T Virginia Tech RICH 0-0
Nov. 11 W South Carolina H 21-0
Nov. 18 W Wash. & Lee NOR 4-0
Nov. 30 L Virginia RICH 0-28
66-31

1912 (3-4-1)

Coach: William C. Martin
Captain: William Tillet
Oct. 5 W Davidson CHAR 13-0
Oct. 12 W Wake Forest H 9-2
Oct. 19 W Bingham's School H 47-0
Oct. 26 L Virginia Tech RAL 0-26
Nov. 2 L Georgetown RICH 10-37
Nov. 9 T South Carolina H 6-6
Nov. 16 L Wash. & Lee GBRO 0-31
Nov. 26 L Virginia RICH 0-66
85-168

1913 (5-4)

Coach: T.C. Trenchard
Captain: L.L. Abernethy
Sept. 27 W Wake Forest H 7-0
Oct. 4 W Virginia Medical H 15-0
Oct. 11 W Davidson GBRO 7-0
Oct. 18 W South Carolina A 13-3
Oct. 25 L Virginia Tech W-S 7-14
Nov. 1 L Georgia A 6-19
Nov. 8 L Wash. & Lee LYN 0-14
Nov. 15 W Wake Forest DUR 29-0
Nov. 27 L Virginia RICH 7-26
91-76



CAROLINA FOOTBALL RECORD BOOK

ALL-TIME SCORES

1914 (10-1)

Coach: T.C. Trenchard
Captain: Dave Tayloe

Sept. 26	W	Richmond	H	41-0
Oct. 3	W	Virginia Medical	H	65-0
Oct. 8	W	Wake Forest	DUR	53-0
Oct. 12	W	South Carolina	H	48-0
Oct. 17	W	Georgia	ATL	41-6
Oct. 20	W	Riverside Acad.	GAIN	40-0
Oct. 24	W	Vanderbilt	A	10-9
Oct. 31	W	Davidson	W-S	16-3
Nov. 7	W	VMI	CHAR	30-7
Nov. 14	W	Wake Forest	RAL	12-7
Nov. 26	L	Virginia	RICH	<u>3-20</u>
				359-52

1915 (4-3-1)

Coach: T.C. Trenchard
Captain: Dave Tayloe

Oct. 2	W	The Citadel	H	14-7
Oct. 9	W	Wake Forest	H	35-0
Oct. 16	L	Georgetown	A	0-38
Oct. 23	T	VMI	GBRO	3-3
Oct. 30	L	Georgia Tech	A	3-23
Nov. 6	W	Clemson	GREE	9-7
Nov. 13	W	Davidson	W-S	41-6
Nov. 25	L	Virginia	RICH	<u>0-14</u>
				105-98

1916 (5-4)

Coach: Thomas J. Campbell
Captain: George Tandy

Sept. 30	W	Wake Forest	H	20-0
Oct. 7	L	Princeton	A	0-29
Oct. 14	L	Harvard	A	0-21
Oct. 21	L	Georgia Tech	A	6-10
Oct. 28	W	VMI	H	38-13
Nov. 4	L	Virginia Tech	ROA	7-14
Nov. 11	W	Davidson	W-S	10-6
Nov. 18	W	Furman	H	46-0
Nov. 30	W	Virginia	RICH	<u>7-0</u>
				134-93

1917 — 1918

(No team due to World War I.)

1919 (4-3-1)

Coach: Thomas J. Campbell
Captain: J.M. Coleman

Oct. 4	L	Rutgers	A	0-19
Oct. 11	L	Yale	A	7-34
Oct. 18	W	Wake Forest	H	6-0
Oct. 23	W	NC State	A	13-12
Nov. 1	T	Tennessee	A	0-0
Nov. 8	L	VMI	A	7-29
Nov. 15	W	Davidson	W-S	10-0
Nov. 27	W	Virginia	H	<u>6-0</u>
				49-94

1920 (2-6)

Coach: Myron E. Fuller
Captain: Beemer Harrell

Oct. 2	W	Wake Forest	H	6-0
Oct. 9	L	Yale	A	0-21
Oct. 16	W	South Carolina	H	7-0
Oct. 21	L	NC State	A	3-13
Oct. 30	L	Maryland	H	0-13
Nov. 6	L	VMI	H	0-23
Nov. 13	L	Davidson	W-S	0-7
Nov. 25	L	Virginia	A	<u>0-14</u>
				16-91

1921 (5-2-2)

Associate Coaches: Bob and Bill Fetzer
Captain: Robbins Lowe

Oct. 1	W	Wake Forest	H	21-0
Oct. 8	L	Yale	A	0-34
Oct. 15	T	South Carolina	A	7-7
Oct. 20	L	NC State	A	0-7
Oct. 29	W	Maryland	BALT	16-7
Nov. 5	W	VMI	RICH	20-7
Nov. 12	T	Davidson	W-S	0-0
Nov. 24	W	Virginia	H	7-3
Dec. 3	W	Florida	JACK	<u>14-10</u>
				85-75

1922 (9-1)

Southern Conference Co-Champions
Associate Coaches: Bob and Bill Fetzer
Captain: Grady Pritchard

Sept. 30	W	Wake Forest	GOLD	62-3
Oct. 7	L	Yale	A	0-18
Oct. 12	W	Trinity	H	20-0
Oct. 14	W	South Carolina	H	10-7
Oct. 19	W	NC State	A	14-9
Oct. 28	W	Maryland	H	27-3
Nov. 4	W	Tulane	A	19-12
Nov. 11	W	VMI	RICH	9-7
Nov. 18	W	Davidson	CHAR	29-6
Nov. 30	W	Virginia	A	<u>10-7</u>
				200-72

1923 (5-3-1)

Associate Coaches: Bob and Bill Fetzer
Captain: Roy Morris

Sept. 29	W	Wake Forest	H	22-0
Oct. 6	L	Yale	A	0-53
Oct. 12	W	Trinity	A	14-6
Oct. 18	W	NC State	A	14-0
Oct. 27	L	Maryland	A	0-14
Nov. 3	W	South Carolina	A	13-0
Nov. 10	L	VMI	RICH	0-9
Nov. 17	W	Davidson	H	14-3
Nov. 29	T	Virginia	H	<u>0-0</u>
				77-85

1924 (4-5)

Associate Coaches: Bob and Bill Fetzer
Captain: Pierce Matthews

Sept. 27	L	Wake Forest	A	6-7
Oct. 4	L	Yale	A	0-27
Oct. 11	W	Trinity	H	6-0
Oct. 16	W	NC State	A	10-0
Oct. 25	L	Maryland	H	0-6
Nov. 1	L	South Carolina	H	7-10
Nov. 8	W	VMI	H	3-0
Nov. 15	W	Davidson	A	6-0
Nov. 27	L	Virginia	A	<u>0-7</u>
				38-57

1925 (7-1-1)

Associate Coaches: Bob and Bill Fetzer
Captain: Herman McIver

Sept. 26	L	Wake Forest	H	0-6
Oct. 3	W	South Carolina	A	7-0
Oct. 10	W	Duke	A	41-0
Oct. 15	W	NC State	A	17-0
Oct. 24	W	Mercer	A	3-0
Oct. 31	W	Maryland	BALT	16-0
Nov. 7	W	VMI	RICH	23-11
Nov. 14	W	Davidson	H	13-0
Nov. 26	T	Virginia	H	<u>3-3</u>
				123-20

1926 (4-5)

Coach: Chuck Collins
Captain: Manly Whisnant

Sept. 25	L	Wake Forest	A	0-13
Oct. 2	L	Tennessee	A	0-34
Oct. 9	W	South Carolina	H	7-0
Oct. 16	W	Duke	H	6-0
Oct. 23	L	Maryland	A	6-14
Oct. 30	W	NC State	H	12-0
Nov. 6	W	VMI	H	28-0
Nov. 13	L	Davidson	A	0-10
Nov. 23	L	Virginia	A	<u>0-3</u>
				59-74

1927 (4-6)

Coach: Chuck Collins
Captain: Garrett Morehead

Sept. 24	L	Wake Forest	H	8-9
Oct. 1	L	Tennessee	H	0-26
Oct. 8	W	Maryland	H	7-6
Oct. 15	L	South Carolina	A	6-14
Oct. 22	L	Georgia Tech	A	0-13
Oct. 29	L	NC State	A	6-19
Nov. 5	L	VMI	A	0-7
Nov. 12	W	Davidson	H*	27-0
Nov. 19	W	Duke	A	18-0
Nov. 24	W	Virginia	H	<u>14-13</u>
				86-107

*First game played in Kenan Stadium.

1928 (5-3-2)

Coach: Chuck Collins
Captain: Harry Schwartz

Sept. 29	W	Wake Forest	H	65-0
Oct. 6	W	Maryland	A	26-19
Oct. 13	L	Harvard	A	0-20
Oct. 20	L	Virginia Tech	H	14-16
Oct. 27	L	Georgia Tech	H	7-20
Nov. 3	T	NC State	A	6-6
Nov. 10	T	South Carolina	H	0-0
Nov. 17	W	Davidson	A	30-7
Nov. 29	W	Virginia	A	24-20
Dec. 8	W	Duke	H	<u>14-7</u>
				186-115

1929 (9-1)

Coach: Chuck Collins
Captain: Roy Farris

Sept. 28	W	Wake Forest	H	48-0
Oct. 5	W	Maryland	A	43-0
Oct. 11	W	Georgia Tech	A	18-7
Oct. 19	L	Georgia	H	12-19
Oct. 26	W	Virginia Tech	H	38-13
Nov. 2	W	NC State	H	32-0
Nov. 9	W	South Carolina	A	40-0
Nov. 16	W	Davidson	CHAR	26-7
Nov. 28	W	Virginia	H	41-7
Dec. 7	W	Duke	A	<u>48-7</u>
				346-60

1930 (5-3-2)

Coach: Chuck Collins
Captain: Strud Nash

Sept. 27	W	Wake Forest	H	13-7
Oct. 4	W	Virginia Tech	A	39-21
Oct. 11	W	Maryland	H	28-21
Oct. 18	L	Georgia	A	0-26
Oct. 25	L	Tennessee	A	7-9
Nov. 1	T	Georgia Tech	H	6-6
Nov. 7	W	NC State	H	13-6
Nov. 15	L	Davidson	A	6-7
Nov. 27	W	Virginia	A	41-0
Dec. 6	T	Duke	H	<u>0-0</u>
				153-103

1931 (4-3-3)

Coach: Chuck Collins

Sept. 26	W	Wake Forest	H	37-0
Oct. 3	L	Vanderbilt	A	0-13
Oct. 10	T	Florida	A	0-0
Oct. 17	L	Georgia	H	7-32
Oct. 24	L	Tennessee	H	0-7
Oct. 31	W	NC State	A	18-15
Nov. 7	T	Georgia Tech	A	19-19
Nov. 14	W	Davidson	H	20-0
Nov. 21	T	Duke	A	0-0
Nov. 26	W	Virginia	H	<u>13-6</u>
				114-92

1932 (3-5-2)

Coach: Chuck Collins

Sept. 24	T	Wake Forest	H	0-0
Oct. 1	L	Vanderbilt	H	7-39
Oct. 8	L	Tennessee	A	7-20
Oct. 15	T	Georgia	A	6-6
Oct. 22	L	Georgia Tech	H	14-43
Oct. 29	W	NC State	H	13-0
Nov. 4	W	Florida	H	18-13
Nov. 12	W	Davidson	A	12-0
Nov. 19	L	Duke	H	0-7
Nov. 24	L	Virginia	A	<u>7-14</u>
				84-142

1933 (4-5)

Coach: Chuck Collins
Captain: Bill Croom

Sept. 30	W	Davidson	H	6-0
Oct. 7	L	Vanderbilt	A	13-20
Oct. 14	L	Georgia	H	0-30
Oct. 21	L	Florida	A	0-9
Oct. 28	L	Georgia Tech	H	6-10
Nov. 4	W	NC State	A	6-0
Nov. 11	W	Wake Forest	H	26-0
Nov. 18	L	Duke	A	0-21
Nov. 30	W	Virginia	H	<u>14-0</u>
				71-90

1934 (7-1-1)

Southern Conference Champions
Coach: Carl Snavely
Captain: George Barclay

Sept. 29	W	Wake Forest	H	21-0
Oct. 6	L	Tennessee	H	7-19
Oct. 13	W	Georgia	A	14-0
Oct. 20	W	Kentucky	H	6-0
Oct. 27	T	NC State	H	7-7
Nov. 3	W	Georgia Tech	A	26-0
Nov. 10	W	Davidson	A	12-2
Nov. 17	W	Duke	H	7-0
Nov. 24	W	Virginia	A	<u>25-6</u>
				125-34

1935 (8-1)

Coach: Carl Snavely
Captains: Herman Snyder and Harry Montgomery

Sept. 28	W	Wake Forest	H	14-0
Oct. 5	W	Tennessee	A	38-13
Oct. 16	W	Maryland	BALT	33-0
Oct. 19	W	Davidson	A	14-0
Oct. 26	W	Georgia Tech	H	19-0
Nov. 2	W	NC State	A	35-6
Nov. 9	W	VMI	H	56-0
Nov. 14	L	Duke	A	0-25
Nov. 28	W	Virginia	H	<u>61-0</u>
				270-44

1936 (8-2)

Coach: Roy Wolf
Captain: Dick Buck

Sept. 26	W	Wake Forest	CHAR	14-7
Oct. 3	W	Tennessee	H	14-6
Oct. 10	W	Maryland	H	14-0
Oct. 17	W	NYU	NYU	14-13
Oct. 24	L	Tulane	A	7-21
Oct. 31	W	NC State	H	21-6
Nov. 7	W	Davidson	A	26-6
Nov. 14	L	Duke	H	7-27
Nov. 21	W	South Carolina	A	14-0
Nov. 26	W	Virginia	A	<u>59-14</u>
				190-100



CAROLINA FOOTBALL RECORD BOOK

ALL-TIME SCORES

1937 (7-1-1)

Southern Conference Champions

Coach: Ray Wolf

Captains: Andy Bershak and Crowell Little

Sept. 25	T	South Carolina	H	13-13
Oct. 2	W	NC State	A	20-0
Oct. 9	W	NYU	A	19-6
Oct. 16	W	Wake Forest	A	28-0
Oct. 23	W	Tulane	H	13-0
Oct. 30	L	Fordham	H	0-14
Nov. 6	W	Davidson	A	26-0
Nov. 13	W	Duke	A	14-6
Nov. 27	W	Virginia	H	<u>40-0</u>
				173-39

1938 (6-2-1)

Coach: Ray Wolf

Captains: Steve Maronic and George Watson

Sept. 24	W	Wake Forest	H	14-6
Oct. 1	W	NC State	A	21-0
Oct. 8	L	Tulane	H	14-17
Oct. 15	W	NYU	NYU	7-0
Oct. 22	W	Davidson	A	34-0
Oct. 29	L	Duke	H	0-14
Nov. 5	W	Virginia Tech	H	7-0
Nov. 12	T	Fordham	NYP	0-0
Nov. 24	W	Virginia	A	<u>20-0</u>
				117-37

1939 (8-1-1)

Coach: Ray Wolf

Captains: George Stirnweiss and Jim Woodson

Sept. 23	W	The Citadel	H	50-0
Sept. 30	W	Wake Forest	H	36-6
Oct. 7	W	Virginia Tech	NOR	13-6
Oct. 14	W	NYU	H	14-7
Oct. 21	T	Tulane	A	14-14
Oct. 28	W	Penn	A	30-6
Nov. 4	W	NC State	H	17-0
Nov. 11	W	Davidson	W-S	32-0
Nov. 18	L	Duke	A	3-13
Nov. 30	W	Virginia	H	<u>19-0</u>
				228-52

1940 (6-4)

Coach: Ray Wolf

Captains: Paul Severin and Gates Kimball

Sept. 21	W	Appalachian	H	56-6
Sept. 28	L	Wake Forest	H	0-12
Oct. 5	W	Davidson	W-S	27-7
Oct. 12	W	Texas Christian	H	21-14
Oct. 19	W	NC State	A	13-7
Oct. 26	L	Tulane	H	13-14
Nov. 2	L	Fordham	NYP	0-14
Nov. 9	L	Richmond	A	13-14
Nov. 16	W	Duke	H	6-3
Nov. 23	W	Virginia	A	<u>10-7</u>
				159-98

1941 (3-7)

Coach: Ray Wolf

Captains: Harry Dunkle and Carl Suntheimer

Sept. 21	W	Lenoir Rhyne	H	42-6
Sept. 27	L	South Carolina	H	7-13
Oct. 4	W	Davidson	A	20-0
Oct. 11	L	Fordham	H	14-27
Oct. 18	L	Tulane	A	6-52
Oct. 25	L	Wake Forest	A	0-13
Nov. 1	L	NC State	H	7-13
Nov. 8	W	Richmond	A	27-0
Nov. 15	L	Duke	A	0-20
Nov. 20	L	Virginia	H	<u>7-28</u>
				130-172

1942 (5-2-2)

Coach: Jim Tatum

Captains: Joe Austin and Tank Marshall

Sept. 26	W	Wake Forest	H	6-0
Oct. 3	W	South Carolina	H	18-6
Oct. 10	T	Fordham	NYY	0-0
Oct. 17	W	Duquesne	H	13-6
Oct. 24	L	Tulane	A	14-29
Oct. 31	L	NC State	A	14-21
Nov. 7	W	Davidson	CHAR	43-14
Nov. 14	T	Duke	H	13-13
Nov. 21	W	Virginia	A	<u>28-13</u>
				149-102

1943 (6-3)

Coach: Tom Young

Captain: Craven Turner

Sept. 25	L	Georgia Tech	A	7-20
Oct. 2	W	Penn State	H	19-0
Oct. 9	W	NATTC	H	23-0
Oct. 16	L	Duke	A	7-14
Oct. 30	W	NC State	H	27-13
Nov. 6	W	South Carolina	A	21-6
Nov. 13	W	Penn	A	9-6
Nov. 20	L	Duke	H	6-27
Nov. 27	W	Virginia	NOR	<u>54-7</u>
				173-93

1944 (1-7-1)

Coach: Gene McEver

Captain: Bobby Weant

Sept. 23	L	Wake Forest	H	0-7
Sept. 30	L	Army	A	0-46
Oct. 7	L	Georgia Tech	A	0-28
Oct. 14	W	Cherry Pt Marines	H	20-14
Nov. 4	L	South Carolina	H	0-6
Nov. 11	T	William & Mary	H	0-0
Nov. 18	L	Yale	A	6-13
Nov. 25	L	Duke	H	0-33
Dec. 2	L	Virginia	NOR	<u>7-26</u>
				33-173

1945 (5-5)

Coach: Carl Snavelly

Captains: Bill Voris and Bill Walker

Sept. 22	W	Camp Lee	A	6-0
Sept. 29	L	Georgia Tech	H	14-20
Oct. 6	W	Virginia Tech	ROA	14-0
Oct. 13	L	Penn	A	0-49
Oct. 20	W	Cherry Pt. Marines	H	20-14
Nov. 3	L	Tennessee	A	6-20
Nov. 10	W	William & Mary	NOR	6-0
Nov. 17	L	Wake Forest	H	13-14
Nov. 24	L	Duke	A	7-14
Dec. 1	W	Virginia	H	<u>27-18</u>
				113-149

1946 (8-2-1)

Southern Conference Champions

Coach: Carl Snavelly

Captains: Chan Highsmith and Ralph Strayhorn

Sept. 28	T	Virginia Tech	H	14-14
Oct. 4	W	Miami (Fla.)	A	21-0
Oct. 12	W	Maryland	H	33-0
Oct. 19	W	Navy	BALT	21-14
Oct. 26	W	Florida	H	40-19
Nov. 2	L	Tennessee	A	14-20
Nov. 9	W	William & Mary	RICH	21-7
Nov. 16	W	Wake Forest	H	26-14
Nov. 23	W	Duke	H	22-7
Nov. 30	W	Virginia	A	<u>49-14</u>
				261-109

Sugar Bowl

Jan. 1	L	Georgia	NEW OR	10-20
--------	---	---------	--------	-------

1947 (8-2)

Coach: Carl Snavelly

Captains: George Sparger and Joe Wright

Sept. 27	W	Georgia	H	14-7
Oct. 4	L	Texas	A	0-34
Oct. 11	L	Wake Forest	H	7-19
Oct. 18	W	William & Mary	A	13-7
Oct. 25	W	Florida	A	35-7
Nov. 1	W	Tennessee	H	20-6
Nov. 8	W	NC State	H	41-6
Nov. 15	W	Maryland	A	19-0
Nov. 22	W	Duke	A	21-0
Nov. 29	W	Virginia	H	<u>40-7</u>
				210-93

1948 (9-1-1)

Coach: Carl Snavelly

Captains: Hosea Rodgers and Dan Stiegman

Sept. 25	W	Texas	H	34-7
Oct. 2	W	Georgia	A	21-14
Oct. 9	W	Wake Forest	A	28-6
Oct. 16	W	NC State	H	14-0
Oct. 23	W	LSU	H	34-7
Oct. 30	W	Tennessee	A	14-7
Nov. 6	T	William & Mary	H	7-7
Nov. 13	W	Maryland	A	49-20
Nov. 20	W	Duke	H	20-0
Nov. 27	W	Virginia	A	<u>34-12</u>
				255-80

Sugar Bowl

Jan. 1	L	Oklahoma	NEW OR	6-14
--------	---	----------	--------	------

1949 (7-4)

Southern Conference Champions

Coach: Carl Snavelly

Captain: Charlie Justice

Sept. 24	W	NC State	H	26-6
Oct. 1	W	Georgia	H	21-14
Oct. 8	W	South Carolina	A	28-13
Oct. 15	W	Wake Forest	H	28-14
Oct. 22	L	LSU	A	7-13
Oct. 29	L	Tennessee	H	6-35
Nov. 5	W	William & Mary	A	20-14
Nov. 12	L	Notre Dame	NYU	6-42
Nov. 19	W	Duke	A	21-20
Nov. 26	W	Virginia	H	<u>14-7</u>
				177-178

Cotton Bowl

Jan. 1	L	Rice	DALLAS	13-27
--------	---	------	--------	-------

1950 (3-5-2)

Coach: Carl Snavelly

Captains: Dick Bunting and Irv Holdash

Sept. 23	W	NC State	H	13-7
Sept. 30	L	Notre Dame	A	7-14
Oct. 7	T	Georgia	A	0-0
Oct. 14	L	Wake Forest	H	7-13
Oct. 28	W	William & Mary	H	40-7
Nov. 4	L	Tennessee	A	0-16
Nov. 11	T	Maryland	H	7-7
Nov. 18	W	South Carolina	A	14-7
Nov. 25	L	Duke	H	0-7
Dec. 2	L	Virginia	A	<u>13-44</u>
				101-122

1951 (2-8)

Coach: Carl Snavelly

Captains: Joe Dudeck and Bob Gantt

Sept. 22	W	NC State	H	21-0
Sept. 29	L	Georgia	H	16-28
Oct. 6	L	Texas	A	20-45
Oct. 13	W	South Carolina	H	21-6
Oct. 20	L	Maryland	A	7-14
Oct. 27	L	Wake Forest	A	7-39
Nov. 3	L	Tennessee	H	0-27
Nov. 10	L	Virginia	A	14-34
Nov. 17	L	Notre Dame	H	7-12
Nov. 24	L	Duke	A	<u>7-19</u>
				120-224

1952 (2-6)

Coach: Carl Snavelly

Captains: George Norris and Bud Wallace

Sept. 27	L	Texas	H	7-28
Oct. 18	L	Wake Forest	H	7-9
Oct. 25	L	Notre Dame	A	14-34
Nov. 1	L	Tennessee	A	14-41
Nov. 8	L	Virginia	H	7-34
Nov. 15	W	South Carolina	A	27-19
Nov. 22	L	Duke	H	0-34
Nov. 28	W	Miami (Fla.)	A	<u>34-7</u>
				110-206

Early-season games in 1952 with NC State and Georgia were cancelled because of a polio outbreak on campus.

Atlantic Coast Conference Begins in 1953

1953 (4-6)

Coach: George Barclay

Captain: Ken Yarbrough

Sept. 26	W	NC State	H	29-7
Oct. 3	W	Wash. & Lee	H	39-0
Oct. 10	W	Wake Forest	A	18-13
Oct. 17	L	Maryland	H	0-26
Oct. 24	L	Georgia	A	14-27
Oct. 31	L	Tennessee	H	6-20
Nov. 7	L	South Carolina	A	0-18
Nov. 14	L	Notre Dame	H	14-34
Nov. 21	W	Virginia	A	33-7
Nov. 28	L	Duke	A	<u>20-35</u>
				173-187

1954 (4-5-1)

Coach: George Barclay

Sept. 25	W	NC State	H	20-6
Oct. 2	T	Tulane	A	7-7
Oct. 9	L	Georgia	H	7-21
Oct. 16	L	Maryland	A	0-33
Oct. 23	W	Wake Forest	H	14-7
Oct. 30	L	Tennessee	A	20-26
Nov. 6	W	South Carolina	H	21-19
Nov. 13	L	Notre Dame	A	13-42
Nov. 20	W	Virginia	A	26-14
Nov. 27	L	Duke	H	<u>12-47</u>
				140-222

1955 (3-7)

Coach: George Barclay

Captains: Will Frye and Roland Perdue

Sept. 24	L	Oklahoma	H	6-13
Oct. 1	W	NC State	A	25-18
Oct. 8	L	Georgia	A	7-28
Oct. 15	L	Maryland	H	7-25
Oct. 22	L	Wake Forest	A	0-25
Oct. 29	L	Tennessee	H	7-48
Nov. 5	W	South Carolina	NOR	32-14
Nov. 12	L	Notre Dame	H	7-27
Nov. 19	W	Virginia	H	26-14
Dec. 3	L	Duke	A	<u>0-6</u>
				117-218

1956 (2-7-1)



CAROLINA FOOTBALL RECORD BOOK

ALL-TIME SCORES

1957 (6-4)

Coach: Jim Tatum

Captains: Dave Reed and Buddy Payne

Sept. 22	L	NC State	H	0-7
Sept. 28	W	Clemson	H	26-0
Oct. 5	W	Navy	H	13-7
Oct. 11	W	Miami (Fla.)	A	20-13
Oct. 19	L	Maryland	A	7-21
Oct. 26	W	Wake Forest	A	14-7
Nov. 2	L	Tennessee	H	0-35
Nov. 9	W	South Carolina	H	28-6
Nov. 23	W	Duke	A	21-13
Nov. 30	L	Virginia	H	<u>13-20</u>
				142-129

1958 (6-4)

Coach: Jim Tatum

Captains: Phil Blazer and Curtis Hathaway

Sept. 20	L	NC State	H	14-21
Sept. 27	L	Clemson	A	21-26
Oct. 3	W	USC	A	8-7
Oct. 11	W	South Carolina	H	6-0
Oct. 18	W	Maryland	H	27-0
Oct. 25	W	Wake Forest	H	26-7
Nov. 1	W	Tennessee	A	21-7
Nov. 8	W	Virginia	A	42-0
Nov. 15	L	Notre Dame	A	24-34
Nov. 22	L	Duke	H	<u>6-7</u>
				195-109

1959 (5-5)

Coach: Jim Hickey

Captains: Jack Cummings and Wade Smith

Sept. 19	L	Clemson	H	18-20
Sept. 26	L	Notre Dame	A	8-28
Oct. 3	W	NC State	H	20-12
Oct. 10	W	South Carolina	H	19-6
Oct. 17	L	Maryland	A	7-14
Oct. 24	W	Wake Forest	A	21-19
Oct. 31	L	Tennessee	H	7-29
Nov. 6	L	Miami (Fla.)	A	7-14
Nov. 14	W	Virginia	H	41-0
Nov. 26	W	Duke	A	<u>50-0</u>
				198-142

1960 (3-7)

Coach: Jim Hickey

Captains: Rip Hawkins and Frank Riggs

Sept. 24	L	NC State	H	0-3
Sept. 30	L	Miami (Fla.)	A	12-29
Oct. 8	W	Notre Dame	H	12-7
Oct. 15	L	Wake Forest	H	12-13
Oct. 22	L	South Carolina	A	6-22
Oct. 29	L	Tennessee	A	14-27
Nov. 5	L	Clemson	A	0-24
Nov. 12	L	Maryland	H	19-22
Nov. 19	W	Duke	H	7-6
Nov. 26	W	Virginia	A	<u>35-8</u>
				117-161

1961 (5-5)

Coach: Jim Hickey

Captains: Bob Elliott and Jim LeCompte

Sept. 30	W	NC State	H	27-22
Oct. 7	L	Clemson	H	0-27
Oct. 14	W	Maryland	A	14-8
Oct. 21	W	South Carolina	A	17-0
Oct. 27	L	Miami (Fla.)	A	0-10
Nov. 4	W	Tennessee	H	22-21
Nov. 11	L	LSU	H	0-30
Nov. 18	L	Duke	A	3-6
Nov. 25	L	Wake Forest	A	14-17
Dec. 2	W	Virginia	H	<u>24-0</u>
				121-141

1962 (3-7)

Coach: Jim Hickey

Captains: Joe Craver and Ward Marslender

Sept. 22	L	NC State	H	6-7
Sept. 29	L	Ohio State	A	7-41
Oct. 6	L	Michigan State	A	6-38
Oct. 13	L	Maryland	H	13-31
Oct. 20	W	South Carolina	H	19-14
Oct. 27	W	Wake Forest	H	23-14
Nov. 3	L	Clemson	A	6-17
Nov. 10	W	Virginia	A	11-7
Nov. 17	L	Notre Dame	A	7-21
Nov. 24	L	Duke	H	<u>14-16</u>
				112-206

1963 (9-2)

Co-Atlantic Coast Conference Champions

Coach: Jim Hickey

Captains: Gene Sigmon and Roger Smith

Sept. 21	W	Virginia	H	11-7
Sept. 28	L	Michigan State	A	0-31
Oct. 5	W	Wake Forest	A	21-0
Oct. 12	W	Maryland	A	14-7
Oct. 19	W	NC State	H	31-10
Oct. 26	W	South Carolina	A	7-0
Nov. 2	W	Georgia	H	28-7
Nov. 9	L	Clemson	H	7-11
Nov. 16	W	Miami (Fla.)	H	27-16
Nov. 28	W	Duke	A	<u>16-14</u>
				162-103

Gator Bowl

Dec. 28 W Air Force JACK 35-0

1964 (5-5)

Coach: Jim Hickey

Captains: Chris Hanburger and Ron Tuthill

Sept. 19	L	NC State	H	13-14
Sept. 26	W	Michigan State	H	21-15
Oct. 3	W	Wake Forest	H	23-0
Oct. 10	L	LSU	A	3-20
Oct. 17	L	Maryland	NOR	9-10
Oct. 24	W	South Carolina	H	24-6
Oct. 31	L	Georgia	A	8-24
Nov. 7	W	Clemson	A	29-0
Nov. 14	L	Virginia	A	27-31
Nov. 21	W	Duke	H	<u>21-15</u>
				178-135

1965 (4-6)

Coach: Jim Hickey

Captains: Hank Barden and Ed Stringer

Sept. 18	L	Michigan	H	24-31
Sept. 25	W	Ohio State	A	14-3
Oct. 2	L	Virginia	H	17-21
Oct. 9	W	NC State	A	10-7
Oct. 16	W	Maryland	H	12-10
Oct. 23	L	Wake Forest	A	10-12
Oct. 30	L	Georgia	H	35-47
Nov. 6	W	Clemson	H	17-13
Nov. 13	L	Notre Dame	A	0-17
Nov. 20	L	Duke	A	<u>7-34</u>
				146-195

1966 (2-8)

Coach: Jim Hickey

Captains: Bob Hume, Hank Sadler, Danny Talbott

Sept. 17	L	Kentucky	A	0-10
Sept. 24	W	NC State	H	10-7
Oct. 1	W	Michigan	A	21-7
Oct. 15	L	Notre Dame	A	0-32
Oct. 22	L	Wake Forest	H	0-3
Oct. 29	L	Georgia	A	3-28
Nov. 5	L	Clemson	A	3-27
Nov. 12	L	Air Force	H	14-20
Nov. 19	L	Duke	H	25-41
Nov. 26	L	Virginia	H	<u>14-21</u>
				90-196

1967 (2-8)

Coach: Bill Dooley

Captains: Jack Davenport and David Riggs

Sept. 16	L	NC State	A	7-13
Sept. 23	L	South Carolina	A	10-16
Sept. 30	L	Tulane	H	11-36
Oct. 7	L	Vanderbilt	H	7-21
Oct. 14	L	Air Force	A	8-10
Oct. 21	W	Maryland	H	14-0
Oct. 28	L	Wake Forest	H	10-20
Nov. 4	L	Clemson	H	0-17
Nov. 11	L	Virginia	A	17-40
Nov. 18	W	Duke	A	<u>20-9</u>
				104-182

1968 (3-7)

Coach: Bill Dooley

Captains: Gayle Bomar and Mike Smith

Sept. 21	L	NC State	H	6-38
Sept. 28	L	South Carolina	H	27-32
Oct. 5	W	Vanderbilt	A	8-7
Oct. 12	L	Maryland	A	24-33
Oct. 19	W	Florida	H	22-7
Oct. 26	L	Wake Forest	A	31-48
Nov. 2	L	Air Force	A	15-28
Nov. 9	L	Virginia	H	6-41
Nov. 16	L	Clemson	A	14-24
Nov. 23	W	Duke	H	<u>25-14</u>
				178-272

1969 (5-5)

Coach: Bill Dooley

Captains: Sam Bounds, Ed Chalupka, Bob

Hanna, Don Hartig, David Jackson, Ken Price, Saulis Zemaitis				
Sept. 20	L	NC State	A	3-10
Sept. 27	L	South Carolina	A	6-14
Oct. 4	W	Vanderbilt	H	38-22
Oct. 11	L	Air Force	H	10-20
Oct. 18	L	Florida	A	2-52
Oct. 25	W	Wake Forest	H	23-3
Nov. 1	W	Virginia	A	12-0
Nov. 8	W	VMI	H	61-11
Nov. 15	W	Clemson	H	32-15
Nov. 22	L	Duke	A	<u>13-17</u>
				200-164

1970 (8-4)

Coach: Bill Dooley

Captains: Don McCauley, Flip Ray, Bill

Richardson				
Sept. 12	W	Kentucky	H	20-10
Sept. 19	W	NC State	H	19-0
Sept. 26	W	Maryland	A	53-20
Oct. 3	W	Vanderbilt	A	10-7
Oct. 10	L	South Carolina	H	21-35
Oct. 17	L	Tulane	A	17-24
Oct. 24	L	Wake Forest	A	13-14
Oct. 31	W	Virginia	H	30-15
Nov. 7	W	VMI	H	62-13
Nov. 14	W	Clemson	A	42-7
Nov. 21	W	Duke	H	<u>59-34</u>
				346-179

Peach Bowl

Dec. 30 L Arizona State ATL 26-48

1971 (9-3)

Atlantic Coast Conference Champions

Coach: Bill Dooley

Captains: John Bunting and Paul Miller

Sept. 11	W	Richmond	A	28-0
Sept. 18	W	Illinois	A	27-0
Sept. 25	W	Maryland	H	35-14
Oct. 2	W	NC State	A	27-7
Oct. 9	L	Tulane	H	29-37
Oct. 16	L	Notre Dame	A	0-16
Oct. 23	W	Wake Forest	H	7-3
Oct. 30	W	William & Mary	H	36-35
Nov. 6	W	Clemson	H	26-13
Nov. 13	W	Virginia	A	32-20
Nov. 20	W	Duke	A	<u>38-0</u>
				285-145

Gator Bowl

Dec. 31 L Georgia JACK 3-7

1972 (11-1)

Atlantic Coast Conference Champions

Coach: Bill Dooley

Captains: Gene Brown and Ron Rusnak

Sept. 9	W	Richmond	H	28-18
Sept. 16	W	Maryland	A	31-26
Sept. 23	W	NC State	H	34-33
Sept. 30	L	Ohio State	A	14-29
Oct. 14	W	Kentucky	H	31-20
Oct. 21	W	Wake Forest	A	21-0
Nov. 4	W	Clemson	A	26-10
Nov. 11	W	Virginia	H	23-3
Nov. 18	W	Duke	H	14-0
Nov. 25	W	East Carolina	H	42-19
Dec. 9	W	Florida	JACK	<u>28-24</u>
				292-182

Sun Bowl

Dec. 30 W Texas Tech EL PASO 32-28

1973 (4-7)

Coach: Bill Dooley

Captains: Sammy Johnson and Terry Taylor

Sept. 15	W	William & Mary	H	34-27
Sept. 22	L	Maryland	H	3-23
Sept. 29	L	Missouri	H	14-27
Oct. 6	L	NC State	A	26-28
Oct. 13	W	Kentucky	A	16-10
Oct. 20	L	Tulane	A	0-16
Oct. 27	W	East Carolina	H	28-27
Nov. 3	L	Virginia	A	40-44
Nov. 10	L	Clemson	H	29-37
Nov. 17	W	Wake Forest	H	42-0
Nov. 24	L	Duke	A	<u>10-27</u>
				242-266

1974 (7-5)

Coach: Bill Dooley

Captains: Ken Huff and Chris Kupec

Sept. 14	W	Ohio University	H	42-7
Sept. 21	W	Wake Forest	A	31-0
Sept. 28	L	Maryland	A	12-24
Oct. 5	W	Pittsburgh	H	45-29
Oct. 12	L	Georgia Tech	A	28-29
Oct. 19	W	NC State	H	33-14
Oct. 26	L	South Carolina	A	23-31
Nov. 2	W	Virginia	H	24-10
Nov. 9	L	Clemson	A	32-54
Nov. 16	W	Army	H	56-42
Nov. 23	W	Duke	H	<u>14-13</u>
				340-253

Sun Bowl

Dec. 28 L Miss. State EL PASO 24-26

1975 (3-7-1)



CAROLINA FOOTBALL RECORD BOOK

1976 (9-3)

Coach: Bill Dooley

Captains: Craig Funk and Ronny Johnson

Sept. 4	W	Miami (Ohio)	H	14-10
Sept. 11	W	Florida	TAMPA	24-21
Sept. 18	W	Northwestern	H	12-0
Sept. 25	W	Army	A	34-32
Oct. 2	L	Missouri	A	3-24
Oct. 16	L	NC State	H	13-21
Oct. 23	W	East Carolina	H	12-10
Oct. 30	W	Wake Forest	A	34-14
Nov. 6	W	Clemson	A	27-23
Nov. 13	W	Virginia	H	31-6
Nov. 20	W	Duke	H	<u>39-38</u> 243-199

Peach Bowl

Dec. 31	L	Kentucky	ATL	0-21
---------	---	----------	-----	------

1977 (8-3-1)

Atlantic Coast Conference Champions

Coach: Bill Dooley

Captains: Alan Caldwell and Dee Hardison

Sept. 10	L	Kentucky	A	7-10
Sept. 17	W	Richmond	H	31-0
Sept. 24	W	Northwestern	A	41-7
Oct. 1	L	Texas Tech	H	7-10
Oct. 8	W	Wake Forest	H	24-3
Oct. 15	W	NC State	A	27-14
Oct. 22	W	South Carolina	H	17-0
Oct. 29	W	Maryland	A	16-7
Nov. 5	T	Clemson	H	13-13
Nov. 12	W	Virginia	A	35-14
Nov. 19	W	Duke	A	<u>16-3</u> 234-81

Liberty Bowl

Dec. 19	L	Nebraska	MEMPHIS	17-21
---------	---	----------	---------	-------

1978 (5-6)

Coach: Dick Crum

Captains: Bernie Menapace, Bunn Rhames, Mike Salzano

Sept. 16	W	East Carolina	H	14-10
Sept. 23	L	Maryland	H	20-21
Sept. 30	L	Pittsburgh	A	16-20
Oct. 7	L	Miami (Ohio)	H	3-7
Oct. 14	W	Wake Forest	A	34-29
Oct. 21	L	NC State	H	7-34
Oct. 28	W	South Carolina	A	24-22
Nov. 4	L	Richmond	A	18-27
Nov. 11	L	Clemson	A	9-13
Nov. 18	W	Virginia	H	38-20
Nov. 25	W	Duke	H	<u>16-15</u> 199-218

1979 (8-3-1)

Coach: Dick Crum

Captain: Buddy Curry

Sept. 8	W	South Carolina	H	28-0
Sept. 22	W	Pittsburgh	H	17-7
Sept. 29	W	Army	A	41-3
Oct. 6	W	Cincinnati	H	35-14
Oct. 13	L	Wake Forest	H	19-24
Oct. 20	W	NC State	A	35-21
Oct. 27	T	East Carolina	H	24-24
Nov. 3	L	Maryland	A	14-17
Nov. 10	L	Clemson	H	10-19
Nov. 17	W	Virginia	A	13-7
Nov. 24	W	Duke	A	<u>37-16</u> 273-152

Gator Bowl

Dec. 28	W	Michigan	JACK	17-15
---------	---	----------	------	-------

1980 (11-1)

Atlantic Coast Conference Champions

Coach: Dick Crum

Captains: Rick Donnalley, Steve Streater, Lawrence Taylor, Ron Wooten

Sept. 6	W	Furman	H	35-13
Sept. 13	W	Texas Tech	A	9-3
Sept. 27	W	Maryland	H	17-3
Oct. 4	W	Georgia Tech	H	33-0
Oct. 11	W	Wake Forest	A	27-9
Oct. 18	W	NC State	H	28-8
Oct. 25	W	East Carolina	H	31-3
Nov. 1	L	Oklahoma	A	7-41
Nov. 8	W	Clemson	A	24-19
Nov. 15	W	Virginia	H	26-3
Nov. 22	W	Duke	H	<u>44-21</u> 281-123

Bluebonnet Bowl

Dec. 31	W	Texas	HOU	16-7
---------	---	-------	-----	------

1981 (10-2)

Coach: Dick Crum

Captains: Shelton Robinson and Lee Shaffer

Sept. 12	W	East Carolina	H	56-0
Sept. 19	W	Miami (Ohio)	H	49-7
Sept. 26	W	Boston College	H	56-14
Oct. 3	W	Georgia Tech	A	28-7
Oct. 10	W	Wake Forest	H	48-10
Oct. 17	W	NC State	A	21-10
Oct. 24	L	South Carolina	H	13-31
Oct. 31	W	Maryland	A	17-10
Nov. 7	L	Clemson	H	8-10
Nov. 14	W	Virginia	A	17-14
Nov. 21	W	Duke	A	<u>31-10</u> 344-123

Gator Bowl

Dec. 28	W	Arkansas	JACK	31-27
---------	---	----------	------	-------

1982 (8-4)

Coach: Dick Crum

Captain: David Drechsler

Sept. 9	L	Pittsburgh	A	6-7
Sept. 18	W	Vanderbilt	H	34-10
Sept. 25	W	Army	H	62-8
Oct. 2	W	Georgia Tech	H	41-0
Oct. 9	W	Wake Forest	A	24-7
Oct. 16	W	NC State	H	41-9
Oct. 30	L	Maryland	H	24-31
Nov. 6	L	Clemson	A	13-16
Nov. 13	W	Virginia	H	27-14
Nov. 20	L	Duke	A	17-23
Nov. 25	W	Bowling Green	H	<u>33-14</u> 322-139

Sun Bowl

Dec. 25	W	Texas	EL PASO	26-10
---------	---	-------	---------	-------

1983 (8-4)

Coach: Dick Crum

Captains: Brian Blados and William Fuller

Sept. 3	W	South Carolina	A	24-8
Sept. 10	W	Memphis State	H	24-10
Sept. 17	W	Miami (Ohio)	H	48-17
Sept. 24	W	William & Mary	H	51-20
Oct. 1	W	Georgia Tech	A	38-21
Oct. 8	W	Wake Forest	H	30-10
Oct. 15	W	NC State	A	42-14
Oct. 29	L	Maryland	A	26-28
Nov. 5	L	Clemson	H	3-16
Nov. 12	L	Virginia	A	14-17
Nov. 19	W	Duke	H	<u>34-27</u> 334-188

Peach Bowl

Dec. 30	L	Florida State	ATL	3-28
---------	---	---------------	-----	------

ALL-TIME SCORES

1984 (5-5-1)

Coach: Dick Crum

Captain: Brian Johnston

Sept. 15	L	Navy	H	30-33
Sept. 22	L	Boston College	A	20-52
Sept. 29	W	Kansas	H	23-17
Oct. 6	L	Clemson	A	12-20
Oct. 13	L	Wake Forest	A	3-14
Oct. 20	W	NC State	H	28-21
Oct. 27	W	Memphis State	A	30-27
Nov. 3	L	Maryland	H	23-34
Nov. 10	W	Georgia Tech	H	24-17
Nov. 17	T	Virginia	H	24-24
Nov. 24	W	Duke	A	<u>17-15</u> 234-274

1985 (5-6)

Coach: Dick Crum

Captain: Carl Carr

Sept. 7	W	Navy	A	21-19
Sept. 14	L	LSU	H	13-23
Sept. 28	W	VMI	H	51-7
Oct. 5	L	Georgia Tech	A	0-31
Oct. 12	W	Wake Forest	H	34-14
Oct. 19	W	NC State	A	21-14
Oct. 26	L	Florida State	H	10-20
Nov. 2	L	Maryland	A	10-28
Nov. 9	W	Clemson	H	21-20
Nov. 16	L	Virginia	A	22-24
Nov. 23	L	Duke	H	<u>21-23</u> 224-223

1986 (7-4-1)

Coach: Dick Crum

Captain: Walter Bailey

Sept. 6	W	The Citadel	H	45-14
Sept. 13	W	Kansas	A	20-0
Sept. 20	T	Florida State	A	10-10
Oct. 4	W	Georgia Tech	H	21-20
Oct. 11	W	Wake Forest	A	40-30
Oct. 18	L	NC State	H	34-35
Oct. 25	L	LSU	A	3-30
Nov. 1	W	Maryland	H	32-30
Nov. 8	L	Clemson	A	10-38
Nov. 15	W	Virginia	H	27-7
Nov. 22	W	Duke	A	<u>42-35</u> 284-249

Aloha Bowl

Dec. 27	L	Arizona	HONO	21-30
---------	---	---------	------	-------

1987 (5-6)

Coach: Dick Crum

Captains: Carlton Bailey and Mark Maye

Sept. 5	W	Illinois	H	34-14
Sept. 12	L	Oklahoma	A	0-28
Sept. 19	W	Georgia Tech	A	30-23
Sept. 26	W	Navy	A	45-14
Oct. 3	L	Auburn	H	10-20
Oct. 10	L	Wake Forest	H	14-22
Oct. 17	W	NC State	A	17-14
Oct. 31	W	Maryland	A	27-14
Nov. 7	L	Clemson	H	10-13
Nov. 14	L	Virginia	A	17-20
Nov. 21	L	Duke	H	<u>10-25</u> 214-207

1988 (1-10)

Coach: Mack Brown

Captains: Bryan Causey, Jeff Garnica, Antonio Goss, Creighton Incorminias, John Keller, Mitch Wike

Sept. 3	L	South Carolina	A	10-31
Sept. 10	L	Oklahoma	H	0-28
Sept. 24	L	Louisville	H	34-38
Oct. 1	L	Auburn	A	21-47
Oct. 8	L	Wake Forest	A	24-42
Oct. 15	L	NC State	H	3-48
Oct. 22	W	Georgia Tech	H	20-17
Oct. 29	L	Maryland	H	38-41
Nov. 5	L	Clemson	A	14-37
Nov. 12	L	Virginia	H	24-27
Nov. 19	L	Duke	A	<u>29-35</u> 217-391

1989 (1-10)

Coach: Mack Brown

Captains: Clarence Carter, Pat Crowley, Torin Dorn, Cecil Gray, Jonathan Hall

Sept. 9	W	VMI	H	49-7
Sept. 16	L	Kentucky	A	6-13
Sept. 23	L	NC State	A	6-40
Sept. 30	L	Navy	H	7-12
Oct. 7	L	Wake Forest	H	16-17
Oct. 14	L	Virginia	A	17-50
Oct. 21	L	Georgia Tech	A	14-17
Oct. 28	L	Maryland	A	0-38
Nov. 4	L	Clemson	H	3-35
Nov. 11	L	South Carolina	H	20-27
Nov. 18	L	Duke	H	<u>0-41</u> 138-297

1990 (6-4-1)

Coach: Mack Brown

Captain: Dwight Hallier

Sept. 1	W	Miami (Ohio)	H	34-0
Sept. 8	L	South Carolina	A	5-27
Sept. 15	W	Connecticut	H	48-21
Sept. 22	W	Kentucky	H	16-13
Sept. 29	L	NC State	H	9-12
Oct. 6	W	Wake Forest	A	31-24
Oct. 20	T	Georgia Tech	H	13-13
Oct. 27	W	Maryland	H	34-10
Nov. 3	L	Clemson	A	3-20
Nov. 10	L	Virginia	H	10-24
Nov. 17	W	Duke	A	<u>24-22</u> 227-186

1991 (7-4)

Coach: Mack Brown

Captain: Dwight Hallier

Sept. 14	W	Cincinnati	H	51-16
Sept. 21	W	Army	A	20-12
Sept. 28	L	NC State	A	7-24
Oct. 5	W	William & Mary	H	59-36
Oct. 12	W	Wake Forest	H	24-10
Oct. 19	L	Virginia	A	9-14
Oct. 26	L	Georgia Tech	A	14-35
Nov. 2	W	Maryland	H	24-0
Nov. 9	L	Clemson	H	6-21
Nov. 16	W	South Carolina	H	21-17
Nov. 23	W	Duke	H	<u>47-14</u> 282-199

1992 (9-3)

Coach: Mack Brown

Captains: Corey Halliday, Randall Parsons, Jonathan Perry, Tommy Thigpen

Sept. 5	W	Wake Forest	A	35-17
Sept. 12	W	Furman	H	28-0
Sept. 19	W	Army	H	22-9
Sept. 26	L	NC State	H	20-27
Oct. 3	W	Navy	H	28-14
Oct. 10	L	Florida State	A	13-36
Oct. 17	W	Virginia	H	27-7
Oct. 24	W	Georgia Tech	H	26-14
Oct. 31	W	Maryland	A	31-24
Nov. 7	L	Clemson	A	7-40
Nov. 21				



CAROLINA FOOTBALL RECORD BOOK

1993 (10-3)

Coach: Mack Brown

Captains: Corey Holliday, Rick Steinbacher

Disneyland Pigskin Classic

Aug. 29	W	Southern California	A	31-9
Sept. 4	W	Ohio University	H	44-3
Sept. 11	W	Maryland	H	59-42
Sept. 18	L	Florida State	H	7-33
Sept. 25	W	NC State	A	35-14
Oct. 2	W	UTEP	H	45-39
Oct. 9	W	Wake Forest	H	45-35
Oct. 16	W	Georgia Tech	A	41-3
Oct. 23	L	Virginia	A	10-17
Nov. 6	W	Clemson	H	24-0
Nov. 13	W	Tulane	A	42-10
Nov. 26	W	Duke	H	<u>38-24</u>
				421-229

Outback Steakhouse Gator Bowl

Dec. 31	L	Alabama	JACK	10-24
---------	---	---------	------	-------

1994 (8-4)

Coach: Mack Brown

Captains: Jimmy Hitchcock, William Henderson, Mike Morton, Jason Stanicek

Sept. 3	W	Texas Christian	H	27-17
Sept. 17	W	Tulane	H	49-0
Sept. 24	L	Florida State	A	18-31
Oct. 1	W	SMU	A	28-24
Oct. 8	W	Georgia Tech	H	31-24
Oct. 15	W	Maryland	H	41-17
Oct. 22	L	Virginia	A	10-34
Oct. 29	W	NC State	H	31-17
Nov. 5	L	Clemson	H	17-28
Nov. 12	W	Wake Forest	A	50-0
Nov. 19	W	Duke	A	<u>41-40</u>
				343-232

1994 Sun Bowl

Dec. 30	L	Texas	EL PASO	31-35
---------	---	-------	---------	-------

1995 (7-5)

Coach: Mack Brown

Captains: Eric Thomas, Marcus Wall

Sept. 2	L	Syracuse	H	9-20
Sept. 9	L	Maryland	A	18-32
Sept. 21	W	Louisville	A	17-10
Sept. 30	W	Ohio	H	62-0
Oct. 7	W	Virginia	H	22-17
Oct. 14	L	Georgia Tech	A	25-27
Oct. 21	W	Wake Forest	H	31-7
Nov. 4	L	Clemson	A	10-17
Nov. 11	L	Florida State	H	12-28
Nov. 18	W	Duke	H	28-24
Nov. 24	W	NC State	A	<u>30-28</u>
				264-210

Carquest Bowl

Dec. 30	W	Arkansas	MIA	20-10
---------	---	----------	-----	-------

1996 (10-2)

Coach: Mack Brown

Captains: Greg Ellis, James Hamilton, Leon Johnson, Freddie Jones, Chris Keldorf, Jeff Saturday, Brian Simmons, Rick Terry

Aug. 31	W	Clemson	H	45-0
Sept. 7	W	Syracuse	A	27-10
Sept. 21	W	Georgia Tech	H	16-0
Sept. 28	L	Florida State	A	0-13
Oct. 5	W	Wake Forest	A	45-6
Oct. 12	W	Maryland	H	38-7
Oct. 26	W	Houston	A	42-14
Nov. 2	W	NC State	H	52-20
Nov. 9	W	Louisville	H	28-10
Nov. 16	L	Virginia	A	17-20
Nov. 23	W	Duke	A	<u>27-10</u>
				337-110

Toyota Gator Bowl

Jan. 1	W	West Virginia	JACK	20-13
--------	---	---------------	------	-------

1997 (11-1)

Coaches: Mack Brown (regular season)

Carl Torbush (Gator Bowl)

Captains: Greg Ellis, Vonnice Holliday, Jonathan Linton, Jeff Saturday, Brian Simmons

Sept. 6	W	Indiana	H	23-6
Sept. 13	W	Stanford	H	28-17
Sept. 20	W	Maryland	A	40-14
Sept. 27	W	Virginia	H	48-20
Oct. 4	W	Texas Christian	A	31-10
Oct. 11	W	Wake Forest	H	30-12
Oct. 18	W	NC State	A	20-7
Oct. 30	W	Georgia Tech	A	16-13
Nov. 8	L	Florida State	H	3-20
Nov. 15	W	Clemson	A	17-10
Nov. 22	W	Duke	H	<u>50-14</u>
				306-143

Toyota Gator Bowl

Jan. 1	W	Virginia Tech	JACK	42-3
--------	---	---------------	------	------

1998 (7-5)

Coach: Carl Torbush

Captains: Na Brown, Ebenezer Ekuban, Dean Dyer, Keith Newman, Brandon Spoon

Sept. 5	L	Miami (Ohio)	H	10-13
Sept. 19	L	Stanford	A	34-37
Sept. 26	L	Georgia Tech	H	21-43
Oct. 3	W	Clemson	H	21-14
Oct. 10	W	Pittsburgh	H	29-10
Oct. 24	W	Wake Forest	A	38-31
Oct. 31	L	Florida State	A	13-39
Nov. 7	W	Maryland	H	24-13
Nov. 14	L	Virginia	A	13-30
Nov. 21	W	Duke	A	28-6
Nov. 28	W	NC State (OT)	CHAR	<u>37-34</u>
				268-270

Las Vegas Bowl

Dec. 19	W	San Diego State	LV	20-13
---------	---	-----------------	----	-------

1999 (3-8)

Coach: Carl Torbush

Captains: Ryan Carffley, Deon Dyer, Billy-Dee Greenwood, Brian Schmitz

Sept. 4	L	Virginia	H	17-20
Sept. 11	W	Indiana	A	42-30
Sept. 25	L	Florida State	H	10-42
Oct. 2	L	Clemson	A	20-31
Oct. 9	L	Ga. Tech (OT)	A	24-31
Oct. 16	L	Houston	H	12-20
Oct. 23	L	Maryland	A	7-45
Oct. 30	L	Furman	H	3-28
Nov. 6	L	Wake Forest	H	3-19
Nov. 11	W	NC State	CHAR	10-6
Nov. 20	W	Duke	H	<u>38-0</u>
				186-272

2000 (6-5)

Coach: Carl Torbush

Captains: Alge Crumpler, Ronald Curry, Sedrick Hodge, Brandon Spoon

Sept. 2	W	Tulsa	H	30-9
Sept. 9	W	Wake Forest	A	35-14
Sept. 16	L	Florida State	A	14-63
Sept. 23	W	Marshall	H	20-15
Sept. 30	L	Georgia Tech	H	28-42
Oct. 14	L	NC State	H	20-38
Oct. 21	L	Clemson	H	24-38
Oct. 28	L	Virginia	A	6-17
Nov. 4	W	Pittsburgh	A	20-17
Nov. 11	W	Maryland	H	13-10
Nov. 18	W	Duke	A	<u>52-21</u>
				269-284

2001 (8-5)

Coach: John Bunting

Captains: Ronald Curry, Quincy Monk, Jeff Reed

Aug. 25	L	Oklahoma	A	27-41
Sept. 1	L	Maryland	A	7-23
Sept. 8	L	Texas	A	14-44
Sept. 22	W	Florida State	H	41-9
Sept. 29	W	NC State	A	17-9
Oct. 6	W	East Carolina	H	24-21
Oct. 13	W	Virginia	H	30-24
Oct. 20	W	Clemson	A	38-3
Nov. 1	L	Georgia Tech	A	21-28
Nov. 10	L	Wake Forest	H	31-32
Nov. 17	W	Duke	H	52-17
Dec. 1	W	SMU	H	<u>19-10</u>
				321-261

Chick-Fil-A Peach Bowl

Dec. 31	W	Auburn	ATL	16-10
---------	---	--------	-----	-------

2002 (3-9)

Coach: John Bunting

Captains: Sam Aiken, Dexter Reid, Ronald Brewer

Aug. 31	L	Miami (Ohio)	H	21-27
Sept. 7	W	Syracuse	A	30-22
Sept. 14	L	Texas	H	21-52
Sept. 28	L	Georgia Tech	H	13-21
Oct. 5	W	Arizona State	A	38-35
Oct. 12	L	NC State	H	17-34
Oct. 19	L	Virginia	A	27-37
Oct. 26	L	Wake Forest	A	0-31
Nov. 2	L	Maryland	H	7-59
Nov. 9	L	Clemson	H	12-42
Nov. 16	L	Florida State	A	14-40
Nov. 23	W	Duke	A	<u>23-21</u>
				223-421

2003 (2-10)

Coach: John Bunting

Captains: Dexter Reid, Jeb Terry, D.J. Walker

Aug. 30	L	Florida State	H	0-37
Sept. 6	L	Syracuse (3OT)	H	47-49
Sept. 20	L	Wisconsin	A	27-38
Sept. 27	L	NC State	A	34-47
Oct. 4	L	Virginia	H	13-38
Oct. 11	W	East Carolina	A	28-17
Oct. 18	L	Arizona State	H	31-33
Oct. 25	L	Clemson	A	28-36
Nov. 1	L	Maryland	A	21-59
Nov. 8	W	Wake Forest	H	42-34
Nov. 15	L	Georgia Tech	A	24-41
Nov. 22	L	Duke	H	<u>22-30</u>
				317-459

2004 (6-6)

Coach: John Bunting

Captains: Darian Durant, Jason Brown, Gerald Sensabaugh, Jonas Seawright, Greg Warren

Sept. 4	W	William & Mary	H	49-38
Sept. 11	L	Virginia	A	24-56
Sept. 18	W	Georgia Tech	H	34-13
Sept. 25	L	Louisville	H	0-34
Oct. 2	L	Florida State	A	16-38
Oct. 9	W	NC State	H	30-24
Oct. 16	L	Utah	A	16-46
Oct. 30	W	Miami (Fla.)	H	31-28
Nov. 6	L	Virginia Tech	H	24-27
Nov. 13	W	Wake Forest	A	31-24
Nov. 20	W	Duke	A	40-17

Continental Tire Bowl

Dec. 30	L	Boston College	CH	<u>24-37</u>
				319-382

2005 (5-6)

Coach: John Bunting

Captains: Matt Baker, Tommy Richardson, Wallace Wright

Sept. 10	L	Georgia Tech	A	21-27
Sept. 17	L	Wisconsin	H	5-14
Sept. 24	W	NC State	A	31-24
Oct. 1	W	Utah	H	31-17
Oct. 8	L	Louisville	A	14-69
Oct. 22	W	Virginia	H	7-5
Oct. 29	L	Miami	A	16-34
Nov. 5	W	Boston College	H	16-14
Nov. 12	L	Maryland (OT)	H	30-33
Nov. 19	W	Duke	H	24-21
Nov. 26	L	Virginia Tech	A	<u>3-30</u>
				198-288



CAROLINA FOOTBALL RECORD BOOK

SERIES RECORD VS. OPPONENTS

AIR FORCE (1-4)

1963*	W	35	0	N
1966	L	14	20	H
1967	L	8	10	A
1968	L	15	28	A
1969	L	10	20	H

ALABAMA (0-1)

1993*	L	10	24	N
-------	---	----	----	---

APPALACHIAN STATE (1-0)

1940	W	56	6	H
------	---	----	---	---

ARIZONA (0-1)

1986*	L	21	30	N
-------	---	----	----	---

ARIZONA STATE (1-2)

1970*	L	26	48	N
2002	W	38	35	A
2003	L	31	33	H

ARKANSAS (2-0)

1981*	W	31	27	N
1995*	W	20	10	N

ARMY (6-1)

1944	L	0	46	A
1974	W	56	42	H
1976	W	34	32	A
1979	W	41	3	A
1982	W	62	8	H
1991	W	20	12	A
1992	W	22	9	H

AUBURN (4-2)

1892	W	64	0	N
1898	W	29	0	A
1901	W	10	0	A
1987	L	10	20	H
1988	L	21	47	A
2001*	W	16	10	N

BINGHAM'S SCHOOL (4-0)

1897	W	14	0	A
1904	W	50	0	H
1911	W	12	0	H
1912	W	47	0	H

BOSTON COLLEGE (2-2)

1981	W	56	14	H
1984	L	20	52	A
2004	L	24	37	N
2005	W	16	14	H

BOWLING GREEN (1-0)

1982	W	33	14	H
------	---	----	----	---

CAMP LEE (1-0)

1945	W	6	0	H
------	---	---	---	---

CHARLOTTE YMCA (0-1)

1896	L	0	8	A
------	---	---	---	---

CHERRY POINT MARINES (2-0)

1944	W	20	14	H
1945	W	20	14	H

CINCINNATI (2-0)

1979	W	35	14	H
1991	W	51	16	H

THE CITADEL (3-0)

1915	W	14	7	H
1939	W	50	0	H
1986	W	45	14	H

CLEMSON (18-33-1)

1897	W	28	0	H
1901	L	10	22	N
1903	W	11	6	H
1907	L	6	15	N
1915	W	9	7	N
<i>Atlantic Coast Conference Begins</i>				
1957	W	26	0	H
1958	L	21	26	A



The 1893 football team defeated Tennessee, 60-0, in Chapel Hill.

1959	L	18	20	H
1960	L	0	24	A
1961	L	0	27	H
1962	L	6	17	A
1963	L	7	11	H
1964	W	29	0	A
1965	W	17	13	H
1966	L	3	27	A
1967	L	0	17	H
1968	L	14	24	A
1969	W	32	15	H
1970	W	42	7	A
1971	W	26	13	H
1972	W	26	10	A
1973	L	29	37	H
1974	L	32	54	A
1975	L	35	38	H
1976	W	27	23	A
1977	T	13	13	H
1978	L	9	13	A
1979	L	10	19	H
1980	W	24	19	A
1981	L	8	10	H
1982	L	13	16	A
1983	L	3	16	H
1984	L	12	20	A
1985	W	21	20	H
1986	L	10	38	A
1987	L	10	13	H
1988	L	14	37	A
1989	L	3	35	H
1990	L	3	20	A
1991	L	6	21	H
1992	L	7	40	A
1993	W	24	0	H
1994	L	17	28	H
1995	L	10	17	A
1996	W	45	0	H
1997	W	17	10	A
1998	W	21	14	H
1999	L	20	31	A
2000	L	24	38	H
2001	W	38	3	A
2002	L	12	42	H
2003	L	28	36	A

UNC at Home: 10-15-1
 UNC at Kenan: 7-14-1
 UNC Away: 7-16-0
 Most Points UNC: 45 (1996)
 Most Points Clemson: 54 (1974)
 Largest UNC Victory: 45 points (45-0, 1996)
 Largest Clemson Victory: 33 points (40-7, 1992)
 Longest UNC Win Streak: four games, 1969-72
 Longest Clemson Win Streak: seven games, 1986-92

CONNECTICUT (1-0)

1990	W	48	21	H
------	---	----	----	---

DAVIDSON (31-4-4)

1898	W	11	0	N
1899	W	10	0	H
1901	W	6	0	N
1902	W	27	0	N
1904	T	0	0	N
1905	W	6	0	N
1906	T	0	0	N
1908	T	0	0	N
1910	L	0	6	N
1911	W	5	0	N
1912	W	13	0	N
1913	W	7	0	N
1914	W	16	3	N
1915	W	41	6	N
1916	W	10	6	N
1919	W	10	0	N
1920	L	0	7	N
1921	T	0	0	N
1922	W	29	6	N
1923	W	14	3	H
1924	W	6	0	A
1925	W	13	0	H
1926	L	0	10	A
1927	W	27	0	H
1928	W	30	7	A
1929	W	26	7	N
1930	L	6	7	A
1931	W	20	0	H

1932	W	12	0	A
1933	W	6	0	H
1934	W	12	2	A
1935	W	14	0	A
1936	W	26	6	A
1937	W	26	0	A
1938	W	34	0	A
1939	W	32	0	N
1940	W	27	7	N
1941	W	20	0	A
1942	W	43	14	N

DUKE (53-35-4)

1888	L	0	16	N
1889	L	17	25	N
1889	W	1	0	H
1891	L	4	6	H
1892	W	24	0	A
1893	L	4	6	A
1894	W	28	0	H
1922	W	20	0	H
1923	W	14	6	A
1924	W	6	0	H
1925	W	41	0	A
1926	W	6	0	H
1927	W	18	0	A
1928	W	14	7	H
1929	W	48	7	A
1930	T	0	0	H
1931	T	0	0	A
1932	L	0	7	H
1933	L	0	21	A
1934	W	7	0	H
1935	L	0	25	A
1936	L	7	27	H
1937	W	14	6	A
1938	L	0	14	H
1939	L	3	13	A
1940	W	6	3	H
1941	L	0	20	A
1942	T	13	13	H
1943	L	7	14	A
1943	L	6	27	H
1944	L	0	33	H
1945	L	7	14	A
1946	W	22	7	H

1947	W	21	0	A
1948	W	20	0	H
1949	W	21	20	A
1950	L	0	7	H
1951	L	7	19	A
1952	L	0	34	H
<i>Atlantic Coast Conference Begins</i>				
1953	L	20	35	A
1954	L	12	47	H
1955	L	0	6	A
1956	L	6	21	H
1957	W	21	13	A
1958	L	6	7	H
1959	W	50	0	A
1960	W	7	6	H
1961	L	3	6	A
1962	L	14	16	H
1963	W	16	14	A
1964	W	21	15	H
1965	L	7	34	A
1966	L	25	41	H
1967	W	20	9	A
1968	W	25	14	H
1969	L	13	17	A
1970	W	59	34	H
1971	W	38	0	A
1972	W	14	0	H
1973	L	10	27	A
1974	W	14	13	H
1975	T	17	17	A
1976	W	39	38	H
1977	W	16	3	A
1978	W	16	15	H
1979	W	37	16	A
1980	W	44	21	H
1981	W	31	10	A
1982	L	17	23	A
1983	W	34	27	H
1984	W	17	15	A
1985	L	21	23	H
1986	W	42	35	A
1987	L	10	25	H
1988	L	29	35	A
1989	L	0	41	H
1990	W	24	22	A
1991	W	47	14	H



CAROLINA FOOTBALL RECORD BOOK

SERIES RECORD VS. OPPONENTS

1992	W	31	28	A
1993	W	38	24	H
1994	W	41	40	A
1995	W	28	24	H
1996	W	27	10	A
1997	W	50	14	H
1998	W	28	6	A
1999	W	38	0	H
2000	W	59	21	A
2001	W	52	17	H
2002	W	23	21	A
2003	L	22	30	H
2004	W	40	17	A
2005	W	24	21	H

UNC at Home: 27-17-2
 UNC at Kenan: 22-15-2
 UNC Away: 26-16-2
 Most UNC Points: 59 (1970, 2000)
 Most Duke Points: 47 (1954)
 Largest UNC Victory: 50 points (50-0, 1959)
 Largest Duke Victory: 41 points (41-0, 1989)
 Longest UNC Win Streak: 13 games (1990-2002)
 Longest Duke Win Streak: seven games (1950-56)

DUQUESNE (1-0)				
1942	W	13	6	H

EAST CAROLINA (8-1-1)				
1972	W	42	19	H
1973	W	28	27	H
1975	L	17	38	H
1976	W	12	10	H
1978	W	14	10	H
1979	T	24	24	H
1980	W	31	3	H
1981	W	56	0	H
2001	W	24	21	H
2003	W	28	17	A

FLORIDA (7-2-1)				
1921	W	14	0	N
1931	T	0	0	A
1932	W	18	13	H
1933	L	0	9	A
1946	W	40	19	H
1947	W	35	7	A
1968	W	22	7	H
1969	L	2	52	A
1972	W	28	24	N
1976	W	24	21	N

FLORIDA STATE (1-14-1)				
1983*	L	3	28	N
1985	L	10	20	H
1986	T	10	10	A
<i>Atlantic Coast Conference Begins</i>				
1992	L	13	36	A
1993	L	7	33	H
1994	L	18	31	A
1995	L	12	28	H
1996	L	0	13	A
1997	L	3	20	H
1998	L	13	39	A
1999	L	10	42	H
2000	L	14	63	A
2001	W	41	9	H
2002	L	14	40	A
2003	L	0	37	H
2004	L	16	38	A

UNC at Home (all Kenan): 1-6-0
 UNC Away: 0-8-1
 Most UNC Points: 41 (2001)
 Most FSU Points: 63 (2000)
 Largest UNC victory: 32 points (41-9, 2001)
 Largest FSU Victory: 49 points (63-14, 2000)
 Longest UNC Win Streak: 1 game (2001)

Longest FSU Win Streak: 9 games (1992-2000)

FORDHAM (0-3-2)				
1937	L	0	14	H
1938	T	0	0	N
1940	L	0	14	N
1941	L	14	27	H
1942	T	0	0	N

FURMAN (4-1)				
1902	W	10	0	H
1916	W	46	0	H
1980	W	35	13	H
1992	W	28	0	H
1999	L	3	28	H

GEORGETOWN (4-7-2)				
1894	W	20	4	A
1900	T	0	0	A
1902	L	5	12	H
1903	L	0	33	N
1904	L	0	16	N
1905	W	36	0	N
1906	L	0	4	N
1907	W	12	5	A
1908	T	6	6	A
1909	W	5	0	A
1910	L	0	12	A
1912	L	10	37	N
1915	L	0	38	A

GEORGIA (12-16-2)				
1895	W	6	0	N
1895	W	10	6	N
1896	L	16	24	N
1898	W	53	0	N
1899	W	5	0	N
1900	W	55	0	N
1901	W	27	0	N
1913	L	6	19	A
1914	W	41	6	N
1929	L	12	19	H
1930	L	0	26	A
1931	L	7	32	H
1932	T	6	6	A
1933	L	0	30	H
1934	W	14	0	A
1946*	L	10	20	N
1947	W	14	7	H
1948	W	21	14	A
1949	W	21	14	H
1950	T	0	0	A
1951	L	16	28	H
1953	L	14	27	A
1954	L	7	21	H
1955	L	7	28	A
1956	L	12	26	H
1963	W	28	7	H
1964	L	8	24	A
1965	L	35	47	H
1966	L	3	28	A
1971*	L	3	7	N

GEORGIA TECH (17-21-3)				
1915	L	3	23	A
1916	L	6	10	A
1927	L	0	13	A
1928	L	7	20	H
1929	W	18	7	A
1930	T	6	6	H
1931	T	19	19	A
1932	L	14	43	H
1933	L	6	10	H
1934	W	26	0	A
1935	W	19	0	H
1943	L	7	20	A
1944	L	0	28	A
1945	L	14	20	H
<i>Atlantic Coast Conference Begins</i>				
1974	L	28	29	A
1980	W	33	0	H
1981	W	28	7	A
1982	W	41	0	H
1983	W	38	21	A

1984	W	24	17	H
1985	L	0	31	A
1986	W	21	20	H
1987	W	30	23	A
1988	W	20	17	H
1989	L	14	17	A
1990	T	13	13	H
1991	L	14	35	A
1992	W	26	14	H
1993	W	41	3	A
1994	W	31	24	H
1995	L	25	27	A
1996	W	16	0	H
1997	W	16	13	A
1998	L	21	43	H
1999	L(OT)	24	31	A
2000	L	28	42	H
2001	L	21	28	A
2002	L	13	21	H
2003	L	24	41	A
2004	W	34	13	H
2005	L	21	27	A

UNC Home (all Kenan): 10-7-2
 UNC Away: 7-14-1
 Most UNC Points: 41 (1982, '93)
 Most GT Points: 43 (1932 and 1998)
 Largest UNC Win: 41 (41-0, 1982)
 Largest GT Win: 31 (31-0, 1985)
 Longest UNC Win Streak: five games (1980-84)
 Longest GT Win Streak: six games (1998-2003)

GREENSBORO A.A. (3-0)				
1896	W	30	0	H
1897	W	24	0	H
1898	W	11	0	H

GUILFORD (9-0)				
1896	W	26	4	H
1896	W	34	0	A
1897	W	16	0	H
1898	W	18	0	H
1899	W	45	0	H
1901	W	42	0	H
1902	W	16	0	H
1903	W	15	0	H
1904	W	29	0	H

HAMPTON A.C. (0-1)				
1896	L	0	18	A

HARVARD (0-2)				
1916	L	0	21	A
1928	L	0	20	A

HORNER'S SCHOOL (1-0)				
1899	W	46	0	H

HOUSTON (1-1)				
1996	W	42	14	A
1999	L	12	20	H

ILLINOIS (2-0)				
1971	W	27	0	A
1987	W	34	14	H

INDIANA (2-0)				
1997	W	23	6	H
1999	W	42	30	A

KANSAS (2-0)				
1984	W	23	17	H
1986	W	20	0	A

KENTUCKY (5-5)				
1910	L	0	11	A
1934	W	6	0	H
1966	L	0	10	A
1970	W	20	10	H
1972	W	31	20	H
1973	W	16	10	A
1976*	L	0	21	N
1977	L	7	10	A

1989	L	6	13	A
1990	W	16	13	H
LAFAYETTE (0-1)				
1906	L	6	28	N

LEHIGH (0-2)				
1893	L	0	34	N
1894	L	6	24	A

LENOIR-RHYNE (1-0)				
1941	W	42	6	H

LOUISIANA STATE (1-5)				
1948	W	34	7	H
1949	L	7	13	A
1961	L	0	30	H
1964	L	3	20	A
1985	L	13	23	H
1986	L	3	30	A

LOUISVILLE (2-3)				
1988	L	34	38	H
1995	W	17	10	A
1996	W	28	10	H
2004	L	0	34	H
2005	L	14	69	A

MARSHALL (1-0)				
2000	W	20	15	H

MARYLAND (35-31-1)				
1920	L	0	13	H
1921	W	16	7	N
1922	W	27	3	H
1923	L	0	14	A
1924	L	0	6	H
1925	W	16	0	N
1926	L	6	14	A
1927	W	7	6	H
1928	W	26	19	A
1929	W	43	0	A
1930	W	28	21	H
1935	W	33	0	N
1936	W	14	0	H
1946	W	33	0	H
1947	W	19	0	A
1948	W	49	20	A
1950	T	7	7	H
1951	L	7	14	A

Atlantic Coast Conference Begins

1953	L	0	26	H
1954	L	0	33	A
1955	L	7	25	H
1956	W	34	6	H
1957	L	7	21	A
1958	W	27	0	H
1959	L	7	14	A
1960	L	19	22	H
1961	W	14	8	A
1962	L	13	31	H
1963	W	14	7	A
1964	L	9	10	N
1965	W	12	10	H
1967	W	14	0	H
1968	L	24	33	A
1970	W	53	20	A
1971	W	35	14	H
1972	W	31	26	A
1973	L	3	23	H
1974	L	12	24	A
1975	L	7	34	H
1977	W	16	7	A
1978	L	20	21	H
1979	L	14	17	A
1980	W	17	3	H
1981	W	17	10	A
1982	L	24	31	H
1983	L	26	28	A
1984	L	23	34	H
1985	L	10	28	A
1986	W	32	30	H
1987	W	27	14	A
1988	L	38	41	H
1989	L	0	38	A

1990	W	34	10	H
1991	W	24	0	H
1992	W	31	24	A
1993	W	59	42	H
1994	W	41	17	H
1995	L	18	32	A
1996	W	38	7	H
1997	W	40	14	A



CAROLINA FOOTBALL RECORD BOOK

SERIES RECORD VS. OPPONENTS

1905	L	0	38	A
1906	L	0	40	A
1946	W	21	14	N
1957	W	13	7	A
1984	L	30	33	H
1985	W	21	19	A
1987	W	45	14	A
1989	L	7	12	H
1992	W	28	14	H

NEBRASKA (0-1)

1977*	L	17	21	N
-------	---	----	----	---

NEW YORK UNIVERSITY (4-0)

1936	W	14	13	N
1937	W	19	6	A
1938	W	7	0	N
1939	W	14	7	A

NORFOLK A.C. (1-0)

1904	W	41	0	N
------	---	----	---	---

NORTH CAROLINA STATE (62-27-6)

1894	W	44	0	H
1894	W	16	0	A
1895	W	36	0	H
1897	W	40	0	H
1898	W	34	0	H
1899	W	34	0	H
1899	T	11	11	A
1901	W	39	0	H
1901	W	30	0	A
1902	T	0	0	A
1904	T	6	6	H
1905	T	0	0	A
1919	W	13	12	A
1920	L	3	13	A
1921	L	0	7	A
1922	W	14	9	A
1923	W	14	0	A
1924	W	10	0	A
1925	W	17	0	A
1926	W	12	0	H
1927	L	6	19	A
1928	T	6	6	A
1929	W	32	0	H
1930	W	13	6	H
1931	W	18	15	A
1932	W	13	0	H
1933	W	6	0	A
1934	T	7	7	H
1935	W	35	6	A
1936	W	21	6	H
1937	W	20	0	A
1938	W	21	0	A
1939	W	17	0	H
1940	W	13	7	A
1941	L	7	13	H
1942	L	14	21	A
1943	W	27	13	H
1947	W	41	6	H
1948	W	14	0	H
1949	W	26	6	H
1950	W	13	7	H
1951	W	21	0	H

Atlantic Coast Conference Begins

1953	W	29	7	H
1954	W	20	6	H
1955	W	25	18	A
1956	L	6	26	H
1957	L	0	7	H
1958	L	14	21	H
1959	W	20	12	H
1960	L	0	3	H
1961	W	27	22	H
1962	L	6	7	H
1963	W	31	10	H
1964	L	13	14	H
1965	W	10	7	A
1966	W	10	7	H
1967	L	7	13	A
1968	L	6	38	H
1969	L	3	10	A
1970	W	19	0	H
1971	W	27	7	A

1972	W	34	33	H
1973	L	26	28	A
1974	W	33	14	H
1975	L	20	21	A
1976	L	13	21	H
1977	W	27	14	A
1978	L	7	34	H
1979	W	35	21	A
1980	W	28	8	H
1981	W	21	10	A
1982	W	41	9	H
1983	W	42	14	A
1984	W	28	21	H
1985	W	21	14	A
1986	L	34	35	H
1987	W	17	14	A
1988	L	3	48	H
1989	L	6	40	A
1990	L	9	12	H
1991	L	7	24	A
1992	L	20	27	H
1993	W	35	14	A
1994	W	31	17	H
1995	W	30	28	A
1996	W	52	20	H
1997	W	20	7	A
1998	W (OT)	37	34	N
1999	W	10	6	N
2000	L	20	38	H
2001	W	17	9	A
2002	L	17	34	H
2003	L	34	47	A
2004	W	30	24	H
2005	W	31	24	A

UNC at Home: 33-16-2
 UNC at Kenan: 25-15-1
 UNC Away: 27-11-4
 Neutral Site: 2-0
 Most UNC Points: 52 (1996)
 Most NCSU Points: 48 (1988)
 Largest UNC Victory: 44 points (44-0, 1894)
 Largest UNC Victory Since 1919: 35 points (41-6, 1947)
 Largest NCSU Victory: 45 points (48-3, 1988)
 Longest UNC Win Streak: nine games (1943-55)
 Longest NCSU Win Streak: five games (1988-92)

NORTHWESTERN (2-0)

1976	W	12	0	H
1977	W	41	7	A

NOTRE DAME (1-15)

1949	L	6	42	N
1950	L	7	14	A
1951	L	7	12	H
1952	L	14	34	A
1953	L	14	34	H
1954	L	13	42	A
1955	L	7	27	H
1956	L	14	21	A
1958	L	24	34	A
1959	L	8	28	A
1960	W	12	7	H
1962	L	7	21	A
1965	L	0	17	A
1966	L	0	32	A
1971	L	0	16	A
1975	L	14	21	H

OAK RIDGE (6-0)

1898	W	11	0	H
1899	W	16	0	H
1901	W	28	0	H
1902	W	35	0	H
1903	W	45	0	H
1907	W	38	0	H

OHIO STATE (1-3)

1962	L	7	41	A
1965	W	14	3	A

1972	L	14	29	A
1975	L	7	32	A

OHIO UNIVERSITY (3-0)

1974	W	42	7	H
1993	W	44	3	H
1995	W	62	0	H

OKLAHOMA (0-7)

1948*	L	6	14	N
1955	L	6	13	H
1956	L	0	36	A
1980	L	7	41	A
1987	L	0	28	A
1988	L	0	28	H
2001	L	27	41	A

PENN (2-4)

1905	L	0	17	A
1906	L	0	11	A
1907	L	0	37	A
1939	W	30	6	A
1943	W	9	6	A
1945	L	0	49	A

PENN STATE (1-0)

1943	W	19	0	H
------	---	----	---	---

PITTSBURGH (4-2)

1974	W	45	29	H
1978	L	16	20	A
1979	W	17	7	H
1982	L	6	7	A
1998	W	29	10	H
2000	W	20	17	A

PRINCETON (0-2)

1899	L	0	30	A
1916	L	0	29	A

RICE (0-1)

1949*	L	13	27	N
-------	---	----	----	---

RICHMOND (12-2)

1892	W	40	0	A
1894	W	28	0	N
1895	W	34	0	H
1906	W	12	0	H
1907	W	13	11	H
1908	W	17	12	H
1909	W	22	0	H
1914	W	41	0	H
1940	L	13	14	A
1941	W	27	0	A
1971	W	28	0	A
1972	W	28	18	H
1977	W	31	0	H
1978	L	18	27	A

RIVERSIDE (1-0)

1914	W	40	0	N
------	---	----	---	---

RUTGERS (0-2)

1894	L	0	5	A
1919	L	0	19	A

SAN DIEGO STATE (1-0)

1998	W	20	13	N
------	---	----	----	---

SEWANEE (2-1-2)

1894	W	36	4	N
1895	T	0	0	A
1897	W	12	6	N
1899	L	0	5	N
1900	T	0	0	N

SOUTH CAROLINA (34-16-4)

1903	W	17	0	A
1904	W	27	0	H
1908	W	22	0	H
1910	W	27	6	N
1911	W	21	0	H
1912	T	6	6	H
1913	W	13	3	A
1914	W	48	0	H

1920	W	7	0	H
1921	T	7	7	A
1922	W	10	7	H
1923	W	13	0	A
1924	L	7	10	H
1925	W	7	0	A
1926	W	7	0	H
1927	L	6	14	A
1928	T	0	0	H
1929	W	40	0	A
1936	W	14	0	A
1937	T	13	13	H
1941	L	7	13	H
1942	W	18	6	H
1943	W	21	6	A
1944	L	0	6	H
1949	W	28	13	A
1950	W	14	7	A
1951	W	21	6	H
1952	W	27	19	A
1953	L	0	18	A
1954	W	21	19	H
1955	W	32	14	N
1956	L	0	14	A
1957	W	28	6	H
1958	W	6	0	H
1959	W	19	6	H
1960	L	6	22	A
1961	W	17	0	A
1962	W	19	14	H
1963	W	7	0	A
1964	W	24	6	H
1967	L	10	16	A
1968	L	27	32	H
1969	L	6	14	A
1970	L	21	35	H
1974	L	23	31	A
1977	W	17	0	H
1978	W	24	22	A
1979	W	28	0	H
1981	L	13	31	H
1983	W	24	8	A
1988	L	10	31	A
1989	L	20	27	H
1990	L	5	27	A
1991	W	21	17	H

SOUTHERN CALIFORNIA (2-0)

1958	W	8	7	A
1993	W	31	9	N

SOUTHERN METHODIST (2-0)

1994	W	28	24	A
2001	W	19	10	H

STANFORD (1-1)

1997	W	28	17	H
1998	L	34	37	A

SOUTHERN CALIFORNIA (2-0)

1958	W	8	7	A
1993	W	31	9	N

SOUTHERN METHODIST (2-0)

1994	W	28	24	A
2001	W	19	10	H

STANFORD (1-1)

1997	W	28	17	H
1998	L	34	37	A

SYRACUSE (2-2)

1995	L	9	20	H
1996	W	27	10	A
2002	W	30	22	A
2003	L (3OT)	47	49	H

TEXAS (3-6)

1947	L	0	34	A
1948	W	34	7	H
1951	L	20	45	A
1952	L	7	28	H
1980*	W	16	7	N
1982*	W	26	10	N
1994*	L	31	35	N
2001	L	14	44	A
2002	L	21	52	H

TEXAS CHRISTIAN (3-0)

1940	W
------	---



CAROLINA FOOTBALL RECORD BOOK

SERIES RECORD VS. OPPONENTS

VIRGINIA (57-49-4)

1892	L	18	30	A
1892	W	26	0	N
1893	L	0	16	N
1894	L	0	34	N
1895	L	0	6	N
1896	L	0	46	N
1897	L	0	12	N
1898	W	6	2	N
1900	L	0	17	N
1901	L	6	23	N
1902	T	12	12	N
1903	W	16	0	N
1904	L	11	12	N
1905	W	17	0	N
1907	L	4	9	N
1908	L	0	31	N
1910	L	0	7	N
1911	L	0	28	N
1912	L	0	66	N
1913	L	7	26	N
1914	L	3	20	N
1915	L	0	14	N
1916	W	7	0	N
1919	W	6	0	H
1920	L	0	14	A
1921	W	7	3	H
1922	W	10	7	A
1923	T	0	0	H
1924	L	0	7	A
1925	T	3	3	H
1926	L	0	3	A
1927	W	14	13	H
1928	W	24	20	A
1929	W	41	7	H
1930	W	41	0	A
1931	W	13	6	H
1932	L	7	14	A
1933	W	14	0	H
1934	W	25	6	A
1935	W	61	0	H
1936	W	59	14	A
1937	W	40	0	H
1938	W	20	0	A
1939	W	19	0	H
1940	W	10	7	A
1941	L	7	28	H
1942	W	28	13	A
1943	W	54	7	N
1944	L	7	26	N
1945	W	27	18	H
1946	W	49	14	A
1947	W	40	7	H
1948	W	34	12	A
1949	W	14	7	H
1950	L	13	44	A
1951	L	14	34	A
1952	L	7	34	H
<i>Atlantic Coast Conference Begins</i>				
1953	W	33	7	A
1954	W	26	14	A
1955	W	26	14	H
1956	W	21	7	A
1957	L	13	20	H
1958	W	42	0	A
1959	W	41	0	H
1960	W	35	8	A
1961	W	24	0	H
1962	W	11	7	A
1963	W	11	7	H
1964	L	27	31	A
1965	L	17	21	H
1966	L	14	21	H
1967	L	17	40	A
1968	L	6	41	H
1969	W	12	0	A
1970	W	30	15	H
1971	W	32	20	A
1972	W	23	3	H
1973	L	40	44	A
1974	W	24	10	H
1975	W	31	28	A
1976	W	31	6	H
1977	W	35	14	A
1978	W	38	20	H

1979	W	13	7	A
1980	W	26	3	H
1981	W	17	14	A
1982	W	27	14	H
1983	L	14	17	A
1984	T	24	24	H
1985	L	22	24	A
1986	W	27	7	H
1987	L	17	20	A
1988	L	24	27	H
1989	L	17	50	A
1990	L	10	24	H
1991	L	9	14	A
1992	W	27	7	H
1993	L	10	17	A
1994	L	10	34	A
1995	W	22	17	H
1996	L	17	20	A
1997	W	48	20	H
1998	L	13	30	A
1999	L	17	20	H
2000	L	6	17	A
2001	W	30	24	H
2002	L	27	37	A
2003	L	13	38	H
2004	L	24	56	A
2005	W	5	7	H

UNC at Home: 29-10-3

UNC Away: 22-22-0

Most UNC Points: 61 (1935)

Most Uva Points: 66 (1912)

Largest UNC Win: 61 (61-0, 1935)

Largest Uva Win: 66 (66-0, 1912)

Longest UNC Win Streak: nine games

(1974-82)

Longest Uva Win Streak: eight games

(1907-1915)

VIRGINIA MEDICAL (2-0)

1913	W	15	0	H
1914	W	65	0	H

VMI (16-6-1)

1893	L	4	10	A
1902	W	17	10	N
1903	W	28	6	N
1905	W	17	0	N
1909	L	0	3	N
1910	W	6	0	H
1914	W	30	7	N
1915	T	3	3	N
1916	W	38	13	H
1919	L	7	29	A
1920	L	0	23	H
1921	W	20	7	N
1922	W	9	7	N
1923	L	0	9	N
1924	W	3	0	H
1925	W	23	11	N
1926	W	28	0	H
1927	L	0	7	A
1935	W	56	0	H
1969	W	61	11	H
1970	W	62	13	H
1985	W	51	7	H
1989	W	49	7	H

VIRGINIA TECH (9-13-6)

1895	W	32	5	N
1896	T	0	0	N
1897	L	0	4	N
1898	W	28	6	N
1900	T	0	0	H
1902	T	0	0	N
1903	L	0	21	N
1904	W	6	0	H
1905	L	6	35	N
1906	T	0	0	N
1907	L	6	20	N
1908	L	0	10	N
1909	L	0	15	N
1910	L	0	20	N
1911	T	0	0	N
1912	L	0	26	N

1913	L	7	14	N
1916	L	7	14	N
1928	L	14	16	H
1929	W	38	13	H
1930	W	39	21	A
1938	W	7	0	H
1939	W	13	6	N
1945	W	14	0	N
1946	T	14	14	H
1997*	W	42	3	N
2004	L	24	27	H
2005	L	3	30	A

WAKE FOREST (67-32-2)

1888	L	4	6	N
1889	W	33	0	N
1889	L	8	18	N
1891	L	0	1	N
1893	W	40	0	N
1908	W	17	0	H
1909	W	18	0	H
1910	W	37	0	H
1911	W	12	3	H
1912	W	9	2	H
1913	W	7	0	H
1913	W	29	0	N
1914	W	53	0	N
1914	W	12	7	N
1915	W	35	0	H
1916	W	20	0	H
1919	W	6	0	H
1920	W	6	0	H
1921	W	21	0	H
1922	W	62	3	N
1923	W	22	0	H
1924	L	6	7	A
1925	L	0	6	H
1926	L	0	13	A
1927	L	8	9	H
1928	W	65	0	H
1929	W	48	0	H
1930	W	13	7	H
1931	W	37	0	H
1932	T	0	0	H
1933	W	26	0	H
1934	W	21	0	H
1935	W	14	0	H
1936	W	14	7	N
1937	W	28	0	A
1938	W	14	6	H
1939	W	36	6	H
1940	L	0	12	H
1941	L	0	13	A
1942	W	6	0	H
1944	L	0	7	H
1945	L	13	14	H
1946	W	26	14	H
1947	L	7	19	H
1948	W	28	6	A
1949	W	28	14	H
1950	L	7	13	H
1951	L	7	39	A
1952	L	7	9	H

Atlantic Coast Conference Begins

1953	W	18	13	A
1954	W	14	7	H
1955	L	0	25	A
1956	T	6	6	H
1957	W	14	7	A
1958	W	26	7	H
1959	W	21	19	A
1960	L	12	13	H
1961	L	14	17	A
1962	W	23	14	H
1963	W	21	0	A
1964	W	23	0	H
1965	L	10	12	A
1966	L	0	3	H
1967	L	10	20	H
1968	L	31	48	A
1969	W	23	3	H
1970	L	13	14	A
1971	W	7	3	H
1972	W	21	0	A
1973	W	42	0	H

1974	W	31	0	A
1975	L	9	21	H
1976	W	34	14	A
1977	W	24	3	H
1978	W	34	29	A
1979	L	19	24	H
1980	W	27	9	A
1981	W	48	10	H
1982	W	24	7	A
1983	W	30	10	H
1984	L	3	14	A
1985	W	34	14	H
1986	W	40	30	A
1987	L	14	22	H
1988	L	24	42	A
1989	L	16	17	H
1990	W	31	24	A
1991	W	24	10	H
1992	W	35	17	A
1993	W	45	35	H
1994	W	50	0	A
1995	W	31	7	H
1996	W	45	6	A
1997	W	30	12	H
1998	W	38	31	A
1999	L	3	19	H
2000	W	35	14	A
2001	L	31	32	H
2002	L	0	31	A
2003	W	42	34	H
2004	W	31	24	A

UNC at Home: 40-17-2

UNC at Kenan: 26-15-2

UNC Away: 20-12-0

Most UNC Points: 65 (1928)

Most WF Points: 48 (1968)

Largest UNC Win: 65 (65-0, 1928)

Largest WF Win: 32 (39-7, 1951)

Longest UNC Win Streak: 17 games

(1893-1923)

Longest WF Win Streak: four games, twice

WASHINGTON & LEE (5-3-2)

1893	W	44	0	A
1895	W	16	0	N
1907	T	0	0	N
1908	T	0	0	N
1909	W	6	0	N
1910	L	0	5	N
1911	W	4	0	N
1912	L	0	31	N
1913	L	0	14	N
1953	W	39	0	H

WEST VIRGINIA (1-0)

1996*	W	20	13	N
-------	---	----	----	---