

# Single-Season Batting Records Carolina Baseball

## AVERAGE (MIN. 2.5 AT-BATS/TEAM GAME)

1.	Brian Roberts (1997)	.427
	Jim Mooring (1961)	.427
3.	Jeremy Cleveland (2003)	.410
4.	B.J. Surhoff (1984)	.400
5.	Manny DaSilva (1994)	.399
6.	Charlie Carr (1966)	.397
7.	<b>Josh Horton (2006)</b>	<b>.395</b>
	Danny Talbott (1966)	.395
9.	Joe Reto (1981)	.392
10.	Steve Estroff (1990)	.389

## AT-BATS

1.	<b>Chad Flack (2006)</b>	<b>292</b>
2.	Chad Prosser (2003)	283
3.	Chris Maples (2002)	274
4.	<b>Josh Horton (2006)</b>	<b>271</b>
5.	Adam Greenberg (2002)	267
6.	Sean Farrell (2003)	266
7.	Greg Mangum (2004)	260
8.	Clay Hooper (2000)	258
	Brian Roberts (1998)	258
10.	Richie Grimsley (1998)	256

## RUNS

1.	Adam Greenberg (2002)	80
2.	Brian Roberts (1998)	79
3.	B.J. Surhoff (1985)	77
4.	Russ Adams (2002)	75
5.	Jeremy Cleveland (2003)	74
6.	Tom Nevin (1988)	70
	Jarrett Shearin (1998)	70
8.	Adam Greenberg (2000)	69
9.	<b>Chad Flack (2006)</b>	<b>68</b>
	<b>Reid Fronk (2006)</b>	<b>68</b>

## HITS

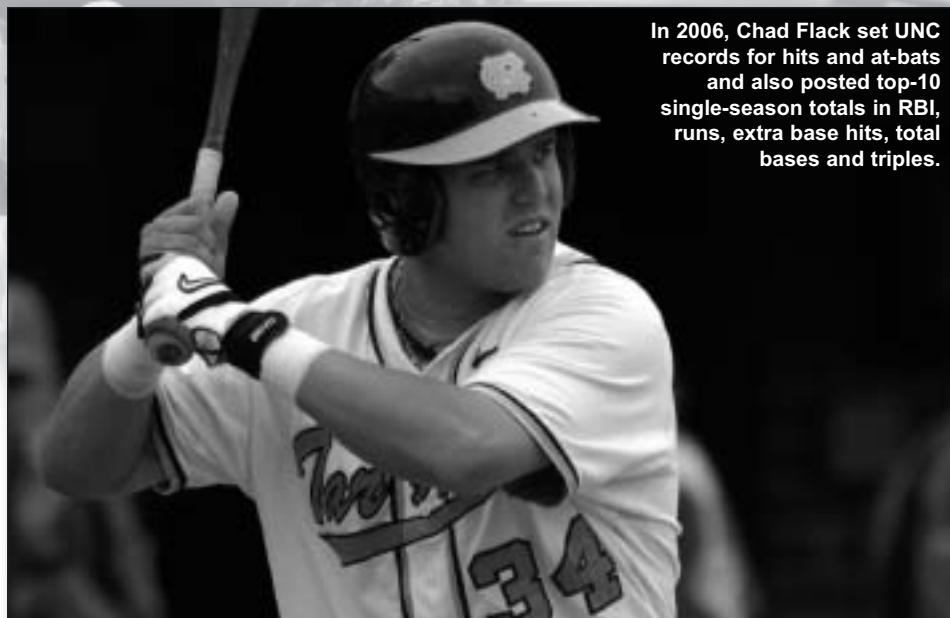
1.	<b>Chad Flack (2006)</b>	<b>112</b>
2.	<b>Josh Horton (2006)</b>	<b>107</b>
3.	Jeremy Cleveland (2003)	103
4.	Brian Roberts (1997)	102
5.	Adam Greenberg (2000)	98
	B.J. Surhoff (1985)	98
7.	Scott Bradley (1980)	96
8.	Chris Maples (2002)	95
9.	Russ Adams (2002)	94
10.	Sean Farrell (2003)	93
	Manny DaSilva (1994)	93

## DOUBLES

1.	Jarrett Shearin (1998)	25
2.	Chris Maples (2002)	24
	Brian Roberts (1997)	24
4.	Scott Bradley (1980)	22
5.	Marshall Hubbard (2004)	21
	Clay Hooper (2000)	21
	Brian Roberts (1998)	21
8.	Jeremy Cleveland (2003)	20
	Russ Adams (2002)	20
	Jarrett Shearin (1999)	20
	Steve Estroff (1990)	20

## TRIPLES

1.	Rip Ryan (1949)	8
2.	Adam Greenberg (2002)	7
	Adam Greenberg (2000)	7
	Chad Holbrook (1993)	7
5.	Dick Prindle (1965)	6
6.	<b>Chad Flack (2006)</b>	<b>5</b>
	Tyrell Godwin (1999)	5
	Chad Holbrook (1992)	5
	Donnie Leshnock (1991)	5
	B.J. Surhoff (1984)	5
	Drex Roberts (1983)	5
	Chris Pittaro (1981)	5
	Jim Atkinson (1979)	5
	Ferg Norton (1960)	5



In 2006, Chad Flack set UNC records for hits and at-bats and also posted top-10 single-season totals in RBI, runs, extra base hits, total bases and triples.

## HOME RUNS

1.	Devy Bell (1986)	24
2.	Chris Maples (2002)	23
3.	Cookie Massey (1994)	22
	Scott Johnson (1985)	22
5.	Michael Stoner (1996)	20
6.	Jeremy Cleveland (2003)	19
7.	Cookie Massey (1993)	18
8.	Marshall Hubbard (2004)	17
	Adam Greenberg (2002)	17
	Chris Cox (1993)	17
	Chris Cox (1992)	17
	Devy Bell (1997)	17
	Darin Campbell (1987)	17

## EXTRA BASE HITS

1.	Chris Maples (2002)	48
2.	Jarrett Shearin (1998)	42
3.	Marshall Hubbard (2004)	41
	Adam Greenberg (2002)	41
5.	Jeremy Cleveland (2003)	40
	Scott Johnson (1985)	40
7.	Cookie Massey (1994)	39
8.	Steve Estroff (1990)	38
9.	<b>Chad Flack (2006)</b>	<b>36</b>
	Brian Roberts (1998)	36
	Michael Stoner (1996)	36

## RUNS BATTED IN

1.	Marshall Hubbard (2004)	83
2.	Scott Johnson (1985)	81
3.	Chris Maples (2002)	79
4.	Sean Farrell (2002)	73
	Steve Estroff (1990)	73
6.	Chris Iannetta (2004)	71
8.	Howard Freiling (1987)	69
8.	<b>Chad Flack (2006)</b>	<b>68</b>
	Jarrett Shearin (1998)	68
10.	Ryan Earey (2000)	67
	Tyrell Godwin (2000)	67

## TOTAL BASES

1.	Chris Maples (2002)	190
2.	Jeremy Cleveland (2003)	182
3.	<b>Chad Flack (2006)</b>	<b>179</b>
4.	Adam Greenberg (2002)	172
5.	Marshall Hubbard (2004)	166
6.	Jarrett Shearin (1998)	161
7.	Steve Estroff (1990)	160
	Scott Johnson (1985)	160
9.	Michael Stoner (1996)	157
10.	Brian Roberts (1998)	155

## STOLEN BASES

1.	Brian Roberts (1998)	63
2.	Brian Roberts (1997)	47
3.	Russ Adams (2002)	45
4.	Chad Holbrook (1993)	40
5.	Steve Mrowka (1986)	38
6.	Adam Greenberg (2002)	35
7.	Steve Mrowka (1987)	33
	B.J. Surhoff (1984)	33
9.	Adam Greenberg (2001)	29
	Tyrell Godwin (1999)	29
	B.J. Surhoff (1985)	29

## WALKS

1.	Dan Moylan (1999)	68
2.	Barney Spooner (1982)	59
3.	Dan Moylan (2000)	57
4.	Russ Adams (2002)	52
5.	Brian Roberts (1998)	50
6.	Chris LaMarsh (1999)	49
	Dan Moylan (1998)	49
8.	Brad Woodall (1990)	48
	Scott Johnson (1986)	48
	Jim Stone (1985)	48



Marshall Hubbard



**Chad Prosser**

### AVERAGE (MIN. TWO YEARS, 200 AT-BATS)

1. B.J. Surhoff (1983-85)	.392
2. Brian Roberts (1997-98)	.389
3. <b>Josh Horton (2005-06)</b>	<b>.375</b>
4. <b>Chad Flack (2005-06)</b>	<b>.363</b>
Roy Clark (1978-79)	.363
6. Tyrell Godwin (1998-2000)	.362
7. Danny Talbott (1965-67)	.357
8. Scott Bradley (1979-81)	.351
9. Manny DaSilva (1992-94)	.349
10. Jay Cox (2004-06)	.347

### AT-BATS

1. Chad Prosser (2000-03)	935
2. Jarrett Shearin (1996-99)	907
3. Chad Holbrook (1990-93)	894
4. Sean Farrell (2000-03)	865
5. Greg Mangum (2002-05)	827
6. Clay Hooper (1996-2000)	812
7. Pete Kumiega (1980-83)	782
8. Dave Arendas (1987-90)	761
9. Jeff Hubbard (1981-84)	755
10. Ryan Blake (1999-2003)	723
Ron Maurer (1987-90)	723

### RUNS

1. Jarrett Shearin (1996-99)	219
2. Adam Greenberg (2000-02)	201
3. Sean Farrell (2000-03)	199
4. B.J. Surhoff (1983-85)	187
5. Chad Prosser (2000-03)	186
6. Chad Holbrook (1990-93)	179
7. Clay Hooper (1996-2000)	173
8. Devy Bell (1984-87)	172
9. Dan Moylan (1998-2000)	166
10. Russ Adams (2000-02)	163
Dave Arendas (1987-90)	163

### HITS

1. Chad Prosser (2000-03)	291
2. Sean Farrell (2000-03)	288
3. Jarrett Shearin (1996-99)	284
4. Chad Holbrook (1990-93)	273
5. B.J. Surhoff (1983-85)	265
6. Pete Kumiega (1980-83)	254
7. Adam Greenberg (2000-02)	253
8. Greg Mangum (2002-05)	246
Clay Hooper (1996-2000)	246
Jeff Hubbard (1981-84)	246

**B.J. Surhoff (left)  
with Gordon Douglas**



### DOUBLES

1. Jarrett Shearin (1996-99)	73
2. Sean Farrell (2000-03)	63
3. Pete Kumiega (1980-83)	51
4. Dan Moylan (1998-2000)	49
5. Chad Prosser (2000-03)	48
6. Greg Schuler (1980-83)	47
7. Darren Villani (1988-91)	46
B.J. Surhoff (1983-85)	46
9. Adam Greenberg (2000-02)	45
Clay Hooper (1996-2000)	45
Brian Roberts (1997-98)	45

### TRIPLES

1. Adam Greenberg (2000-02)	17
2. Chad Holbrook (1990-93)	14
3. Ferg Norton (1959-61)	12
4. Tyrell Godwin (1998-2000)	11
Jim Atkinson (1976-79)	11
6. Jarrett Shearin (1996-99)	10
7. Drex Roberts (1981-83)	9
8. B.J. Surhoff (1983-85)	8
Charlie Carr (1966-68)	8
Danny Talbott (1965-67)	8
Dick Prindle (1963-65)	8

### HOME RUNS

1. Devy Bell (1984-87)	57
2. Chris Cox (1990-93)	49
3. Sean Farrell (2000-03)	40
Jarrett Shearin (1996-99)	40
Cookie Massey (1993-94)	40
Scott Johnson (1983-86)	40
7. Ryan Earey (1998-2000)	39
Pete Kumiega (1980-83)	39
9. Manny DaSilva (1992-94)	34
10. Chris Iannetta (2002-04)	32
Chris Maples (1999-2002)	32
Darin Campbell (1986-88)	32
B.J. Surhoff (1983-85)	32

### EXTRA BASE HITS

1. Jarrett Shearin (1996-99)	123
2. Sean Farrell (2000-03)	107
3. Pete Kumiega (1980-83)	103
4. Adam Greenberg (2000-02)	89
5. Chris Cox (1990-93)	86
Devy Bell (1984-87)	86
B.J. Surhoff (1983-85)	86
8. Ryan Earey (1998-2000)	81
9. Chris Maples (1999-2002)	79
Jim Atkinson (1976-79)	79

### RUNS BATTED IN

1. Sean Farrell (2000-03)	214
Jarrett Shearin (1996-99)	214
3. Devy Bell (1984-87)	192
4. Pete Kumiega (1980-83)	187
5. Ryan Earey (1998-2000)	185
6. Scott Johnson (1983-86)	177
7. Chris Iannetta (2002-04)	160
8. Chris Cox (1990-93)	158
9. B.J. Surhoff (1983-85)	157
10. Ryan Blake (1999-2003)	153

### TOTAL BASES

1. Sean Farrell (2000-03)	515
2. Jarrett Shearin (1996-99)	497
3. Devy Bell (1984-87)	433
4. Pete Kumiega (1980-83)	428
5. B.J. Surhoff (1983-85)	423
6. Adam Greenberg (2000-02)	413
7. Ryan Earey (1998-2000)	370
8. Chris Cox (1990-93)	366
9. Manny DaSilva (1992-94)	365
10. Jim Atkinson (1976-79)	359

### STOLEN BASES

1. Brian Roberts (1997-98)	110
2. Chad Holbrook (1990-93)	98
3. Russ Adams (2000-02)	93
4. Adam Greenberg (2000-02)	92
5. B.J. Surhoff (1983-85)	84
6. Jarrett Shearin (1996-99)	75
7. Dave Arendas (1987-90)	74
8. Steve Mrowka (1986-87)	71
9. Greg Schuler (1980-83)	66
10. Jim Rouse (1977-80)	65

### WALKS

1. Dan Moylan (1998-2000)	174
2. Sean Farrell (2000-03)	136
3. Chris LaMarsh (1996-99)	125
4. Adam Greenberg (2000-02)	124
5. Brad Woodall (1988-91)	118
6. Jarrett Shearin (1996-99)	113
7. Dave Arendas (1987-90)	111
8. Scott Johnson (1983-86)	108
9. Chad Holbrook (1990-93)	103
10. Greg Mangum (2002-05)	101



**Devy Bell**

# Single-Season Pitching Records Carolina Baseball

Thad Chrismon



Wayne Young



## COMPLETE GAMES (SINCE 1955)

1.	Greg Norris (1978)	13
2.	Tom Buskey (1969)	10
3.	Wayne Young (1960)	9
4.	John Thoden (1989)	8
	Bill Paschall (1976)	8
	Garry Hill (1967)	8
	Wayne Young (1958)	8
	Jim Raugh (1957)	8
9.	Michael Hoog (1988)	7
	Bob Thomson (1976)	7
	Tom Maultsby (1955)	7

## SAVES (SINCE 1990)

1.	Thad Chrismon (1993)	18
2.	<b>Andrew Carignan (2006)</b>	<b>15</b>
3.	Derrick DePriest (2000)	12
	Thad Chrismon (1995)	12
5.	Corey Richardson (1996)	10
	Thad Chrismon (1994)	10
	James Parks (1981)	10
8.	<b>Matt Danford (2005)</b>	<b>9</b>
	Gordon Douglas (1986)	9
10.	Paul Shuey (1990)	8

## GAMES

1.	Derrick DePriest (1998)	44
2.	Jonathan Hovis (2006)	38
	Thad Chrismon (1993)	38
4.	Derrick DePriest (1999)	36
	Thad Chrismon (1995)	36
6.	Derrick DePriest (2000)	35
	Thad Chrismon (1994)	35
8.	<b>Matt Danford (2006)</b>	<b>33</b>
	Kevin Brower (2003)	33
10.	<b>Andrew Carignan (2006)</b>	<b>32</b>
	Michael Gross (2004)	32
	Michael Gross (2002)	32
	Thad Crismon (1992)	32

## WINS

1.	Greg Norris (1978)	14
2.	Andrew Miller (2006)	13
3.	Jim Dougherty (1990)	12
	John Thoden (1989)	12
5.	Derek Manning (1993)	11
	Scott Bankhead (1984)	11
	Mark Ochal (1981)	11
	Tom Buskey (1969)	11
	Sean Murphy (1995)	11
10.	Ryan Snare (2000)	10
	Michael Hoog (1988)	10
	Mark Ochal (1980)	10
	Bill Haywood (1984)	10

## WINNING PERCENTAGE (MIN. 5 DECISIONS)

1.	Scott Bankhead (11-0) (1984)	1.000
	Scott Bankhead (9-0) (1983)	1.000
	Garry Hill (8-0) (1967)	1.000
	<b>Robert Woodard (8-0) (2005)</b>	<b>1.000</b>
	Scott Manshack (7-0) (2002)	1.000
	Scott Autrey (7-0) (2000)	1.000
	Nicky Warren (7-0) (1961)	1.000
	<b>Luke Putkonen (6-0) (2006)</b>	<b>1.000</b>
	Brad Woodall (6-0) (1989)	1.000
	B.J. Finnerty (5-0) (2000)	1.000
	Bill Paschall (5-0) (1974)	1.000
	Chris Elmore (5-0) (1998)	1.000

## INNINGS

1.	John Thoden (1989)	133.2
2.	Andrew Miller (2006)	123.1
3.	Derek Manning (1993)	117.2
4.	Jim Dougherty (1990)	115.2
5.	Derrick DePriest (1998)	114.1
6.	Greg Norris (1978)	113.2
7.	Sean Murphy (1995)	112.0

8.	Ryan Snare (2000)	109.0
9.	Wayne Young (1960)	108.0
10.	<b>Robert Woodard (2006)</b>	<b>107.2</b>

## EARNED RUN AVERAGE (MIN. 55 INNINGS)

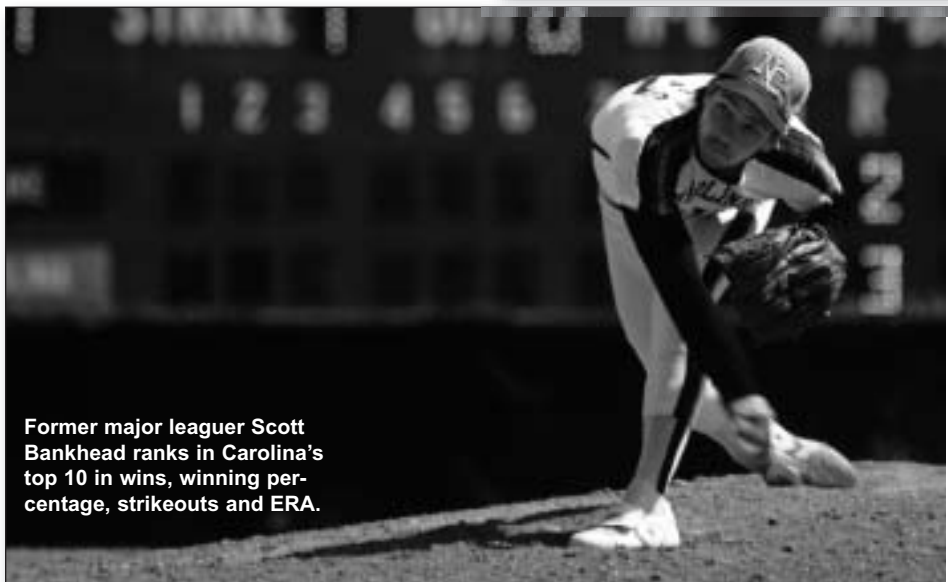
1.	Garry Hill (1967)	0.70
2.	Wayne Young (1958)	0.89
3.	Eddie Hill (1970)	1.07
4.	Bill Haywood (1964)	1.13
5.	Jonathan Hovis (2006)	1.17
6.	Roger Williams (1983)	1.19
	Brad Woodall (1989)	1.19
8.	Chalmers Port (1953)	1.22
9.	Bill Paschall (1975)	1.43
10.	Dave Lemonds (1968)	1.49

## STRIKEOUTS

1.	Andrew Miller (2006)	133
2.	Sean Murphy (1995)	125
3.	Scott Bankhead (1984)	124
4.	Greg Norris (1978)	118
5.	Sean Murphy (1994)	113
	Roger Williams (1983)	113
7.	Derek Manning (1993)	105
8.	Andrew Miller (2005)	104
9.	Ryan Snare (2000)	102
	Kyle Snyder (1999)	102



Derrick DePriest



Former major leaguer Scott Bankhead ranks in Carolina's top 10 in wins, winning percentage, strikeouts and ERA.



Andrew Miller

## GAMES

1. Thad Chrismon (1992-95)	141
2. Derrick DePriest (1997-2000)	124
3. Whitley Benson (2001-04)	115
4. Jonathan Hovis (2003-06)	106
5. Kevin Brower (2001-04)	105
6. Brad Woodall (1988-91)	97
7. Scott Senatore (2001-04)	94
8. Tim Kirk (1983-86)	92
9. Michael Gross (2001-04)	91
10. Rich Fernandez (1988-91)	85

## WINS

1. Michael Hoog (1987-90)	30
2. Jim Dougherty (1987-90)	28
3. Andrew Miller (2004-06)	27
4. Thad Chrismon (1992-95)	26
5. Daniel Bard (2004-06)	24
Roger Williams (1983-85)	24
Scott Bankhead (1982-84)	24
8. <b>Robert Woodard (2004-pres.)</b>	<b>23</b>
Greg Norris (1977-79)	23
9. Wayne Young (1958-60)	22
10. Mark Ochal (1980-81)	21
Ryan Snare (1998-2000)	21

## WINNING PERCENTAGE (MIN. 20 DECISIONS)

1. Scott Bankhead, 24-3 (1982-84)	.889
2. <b>Robert Woodard, 23-3 (2004-pres.)</b>	<b>.885</b>
3. Chris Elmore, 19-3 (1997-2000)	.864
4. John Thoden, 20-4 (1987-89)	.833
5. Paul Shuey, 18-4 (1990-92)	.818
6. Mark Ochal, 21-5 (1980-81)	.808
7. Roger Williams, 24-6 (1983-85)	.800
8. Greg Norris, 23-6 (1977-79)	.793
9. James Parks, 20-6 (1978-81)	.769
10. Bill Haywood, 16-5 (1963-64)	.762

## INNINGS

1. Michael Hoog (1987-90)	390.0
2. Jim Dougherty (1987-90)	357.0
3. Thad Chrismon (1992-95)	330.0
4. Andrew Miller (2004-06)	309.0
5. Derrick DePriest (1997-2000)	287.0
6. Daniel Bard (2004-06)	286.0
Derek Manning (1989-93)	286.0
8. Wayne Young (1958-60)	282.2
9. Ryan Snare (1998-2000)	271.0
10. Chalmers Port (1951-53)	266.0

## EARNED RUN AVERAGE (MIN. 2 YRS., 150 INN.)

1. Bill Haywood (1963-64)	1.36
2. Wayne Young (1958-60)	1.53
3. Tom Buskey (1967-69)	1.75
4. Bill Paschall (1973-76)	1.95
5. David Kirk (1978-80)	2.04
6. Mike Merritt (1972-75)	2.16
7. Chalmers Port (1951-53)	2.20
8. Jim Raugh (1955-57)	2.39
9. Scott Bankhead (1982-84)	2.47
10. Roger Williams (1983-85)	2.51

## STRIKEOUTS

1. Andrew Miller (2004-06)	325
2. Michael Hoog (1987-90)	289
3. Jim Dougherty (1987-90)	281
4. Thad Chrismon (1992-95)	279
5. Mike Bynum (1997-99)	276
6. Ryan Snare (1998-2000)	269
7. Scott Bankhead (1982-84)	257
8. Roger Williams (1983-85)	254
9. Daniel Bard (2004-06)	239
Derrick Manning (1989-93)	239

## COMPLETE GAMES (SINCE 1955)

1. Wayne Young (1958-60)	21
2. Jim Raugh (1955-57)	19
Bill Paschall (1973-76)	19
4. Greg Norris (1977-79)	18
5. Mike Merritt (1972-75)	17
Tom Buskey (1967-69)	17
7. John Dannemann (1971-74)	16
8. John Thoden (1987-89)	15
9. Michael Hoog (1987-90)	13
10. Jim Dougherty (1987-90)	12

## SAVES (SINCE 1990)

1. Thad Chrismon (1992-1995)	41
2. Derrick DePriest (1997-2000)	26
3. Gordon Douglas (1983-86)	21
4. Paul Shuey (1990-92)	18
5. Rich Fernandez (1988-91)	17
6. <b>Andrew Carignan (2005-pres.)</b>	<b>15</b>
Corey Richardson (1995-99)	15
James Parks (1978-81)	15
9. Whitley Benson (2001-04)	11
Michael Gross (2001-04)	11

Current players in boldface

## THE LAST TIME A TAR HEEL ...

### Homered Leading Off a Game:

Greg Mangum vs. NC State, May 20, 2004

### Hit Two Home Runs in a Game:

Jay Cox vs. Cal State Fullerton, June 21, 2006

### Hit Three Home Runs in a Game:

Chris Maples vs. NC State, April 20, 2002

### Hit a Grand Slam:

Matt Iannetta vs. Seton Hall, Feb. 19, 2006

### Hit Home Runs in Consecutive At-Bats:

Jay Cox vs. Cal State Fullerton, June 21, 2006

### Hit Home Runs in Three Straight At-Bats:

Adam Greenberg vs. Towson, March 27, 2002

### Hit Two Home Runs In One Inning:

Chris Maples vs. Fla. State, March 23, 2002 (7th)

### Hit A Home Run In His First Collegiate Game:

Brian Roberts at Coastal Carolina, Feb. 15, 1997

### Hit A Home Run In His First Collegiate At-Bat:

Richie Grimsley vs. Furman, Feb. 21, 1995

### Hit An Inside-The-Park Home Run:

Jay Cox at Georgia Tech, April 11, 2004

### Had Five Hits In A Game:

Mike Cavasinni at Alabama, June 9, 2006

### Stole Home:

Matt Spencer vs. Georgia Tech, May 21, 2005

### Pitched A No-Hitter:

Greg Norris vs. East Tenn. State, April 28, 1978

### Pitched A Combined No-Hitter:

Chris Elmore and Ryan Earey vs. Towson, March 23, 1999

### Pitched A One-Hitter:

Brian Willman vs. Clemson, April 23, 1994

### Had 10-Plus Strikeouts In A Game:

Andrew Miller at Alabama, June 9, 2006 (11)

### Pitched A Complete-Game Shutout:

Robert Woodard vs. Clemson, June 18, 2006

## THE LAST TIME THE TAR HEELS ...

### Had Back-to-Back Home Runs:

Fourth inning at Miami, April 9, 2006  
(Reid Fronk and Chad Flack)

### Had Three Consecutive Home Runs:

Sixth inning vs. Princeton, March 20, 2002  
(Ryan Blake, Chris Maples, Chris Iannetta)

### Scored 20 Or More Runs In A Game:

23-7 win over Davidson, April 5, 2006

### Had 20 Or More Hits In A Game:

21 vs. Winthrop, June 3, 2006

### Had 15 Or More Strikeouts In A Game:

16 at Georgia Tech, March 24, 2006  
(Andrew Miller, Andrew Carignan)

### Did Not Issue A Walk In A Game:

at Virginia, May 13, 2006 (Robert Woodard)

### Turned A Triple Play:

April 25, 2004 at Duke (Fifth Inning)  
(6-3: With runners on first and second, 1B Wes Moyer caught a pop bunt for the first out, stepped on first for the second out and threw to SS Greg Mangum at second for the third out.)

# Record Book Carolina Baseball

## SINGLE-SEASON INDIVIDUAL RECORDS

### BATTING

**At Bats:** 292, Chad Flack (2006)  
**Games:** 69, Reid Fronk (2006)  
**Runs:** 80, Adam Greenberg (2002)  
**Hits:** 112, Chad Flack (2006)  
**Walks:** 68, Dan Moylan (1999)  
**Total Bases:** 190, Chris Maples (2002)  
**Doubles:** 25, Jarrett Shearin (1998)  
**Triples:** 8, Rip Ryan (1949)  
**Home Runs:** 24, Devy Bell (1986)  
**Extra-Base Hits:** 48, Chris Maples (2002)  
**Slugging Pct.:** .766, Cookie Massey (1994)  
**Runs Batted In:** 83, Marshall Hubbard (2004)  
**Average:** .427, Brian Roberts (1997)  
**Stolen Bases:** 63, Brian Roberts (1998)  
**Hit By Pitch:** 28, Ryan Earey (2000)  
**Hit Streak:** 31 games, Ron Maurer (1990)

### FIELDING

**Putouts:** 577, Steve Estroff (1990)  
**Assists:** 220, Ron Maurer (1990)  
**Errors:** 33, Darin Campbell (1986)

### PITCHING

**ERA:** 0.70, Garry Hill (1967)  
**Wins:** 14, Greg Norris (1978)  
**Games:** 44, Derrick DePriest (1998)  
**Innings:** 133.2, John Thoden (1990)  
**Strikeouts:** 133, Andrew Miller (2006)  
**Winning Pct.:** (min. 5 decisions) - 1.000,  
 10 pitchers on 11 occasions; most recently by  
**Luke Putkonen, 6-0 (2006)**  
**Starts:** 19, John Thoden (1989)  
**Complete Games:** 13, Greg Norris (1978)  
**Pickoffs:** 18, Eric Henderson (2000)  
**Relief Outings:** 43, Derrick DePriest (1998)  
**Saves:** 18, Thad Chrismon (1993)  
**Shutouts:** 3, Bill Paschall (1974), Mike Merritt  
 (1972) and Jerry Davis (1964)  
**Consecutive Wins:** 14, Greg Norris (1978)

## SINGLE-SEASON TEAM RECORDS

**Highest Batting Average:** .325, 752-2315 (2002)  
**Lowest Batting Average:** .209, 188-901 (1952)  
**Most Games:** 69 (2006)  
**Most At-Bats:** 2,448 (2006, 69 games)  
**Most Runs:** 541 (2002, 63 games)  
**Fewest Runs:** 88 (1970, 30 games)

**Most Hits:** 785 (2006, 69 games)  
**Fewest Hits:** 178 (1973, 26 games)  
**Most Doubles:** 153 (2002, 63 games)  
**Most Triples:** 24 (1949, 31 games)  
**Most Home Runs:** 108 (2002, 63 games)  
**Fewest Home Runs:** 5 (1972, 32 games)  
**Most Stolen Bases:** 135 (1983, 174 attempts, 52 games)  
**Most Walks (Batting):** 324 (1990, 65 games)  
**Most Strikeouts (Batting):** 463 (1998, 65 games)  
**Highest Fielding Pct.:** .970 (1967)  
**Most Games Won:** 54 (2006)  
**Most Games Lost:** 31 (1997)  
**Longest Winning Streak:** 21 (2000)  
**Longest Losing Streak:** 8 (1997)  
**Longest Game, Innings:** 15 (four times)

## CAREER INDIVIDUAL RECORDS

### BATTING

**At Bats:** 935, Chad Prosser (2000-03)  
**Games:** 244, Chad Prosser (2000-03)  
**Runs:** 219, Jarrett Shearin (1996-99)  
**Hits:** 291, Chad Prosser (2000-03)  
**Walks:** 174, Dan Moylan (1998-2000)  
**Total Bases:** 497, Jarrett Shearin (1996-99)  
**Doubles:** 73, Jarrett Shearin (1996-99)  
**Triples:** 17, Adam Greenberg (2000-02)  
**Home Runs:** 57, Devy Bell (1984-87)  
**Slugging Pct.:** .667 Cookie Massey (1993-94)  
**Runs Batted In:** 214, Jarrett Shearin (1996-99);  
 Sean Farrell (2000-03)  
**Average:** .392, B.J. Surhoff (1983-85)  
**Stolen Bases:** 110, Brian Roberts (1997-98)  
**Hit By Pitch:** 51, Ryan Earey (1998-2000)

### PITCHING

**ERA:** 1.36, Bill Haywood (1963-64)  
**Wins:** 30, Michael Hoog (1987-90)  
**Games:** 141, Thad Chrismon (1992-95)  
**Innings:** 390.0, Michael Hoog (1987-90)  
**Strikeouts:** 325, Andrew Miller (2004-06)  
**Winning Pct.:** .889, (24-3), Scott Bankhead,  
 1982-84  
**Starts:** 60, Michael Hoog (1987-90)  
**Complete Games:** 21, Wayne Young (1958-60)  
**Relief Outings:** 135, Thad Chrismon (1992-95)  
**Saves:** 41, Thad Chrismon (1992-95)  
**Shutouts:** 7, Mike Merritt (1972-75)  
**Consecutive Wins:** 20, Scott Bankhead (1983-84)



Reid Fronk played in a school record 69 games in 2006.

## SINGLE-GAME INDIVIDUAL RECORDS

**At-Bats:** 8, by three players, most recently by Scott Johnson vs. Baptist (2/21/85)  
**Runs:** 5, by seven players, most recently by Greg Mangum at Virginia Tech (3/11/05)  
**Hits:** 6, Greg Schuler vs. Baptist (4/13/82)  
**RBI:** 10, Cookie Massey vs. Marist (3/16/94)  
**Total Bases:** 15, Scott Johnson vs. East Carolina (3/21/85)  
**Doubles:** 4, by three players, most recently by Jarrett Shearin vs. William & Mary (2/24/98)  
**Triples:** 2, John Burgwyn vs. Virginia Tech (3/28/58); **Benji Johnson vs. Virginia Tech (4/16/06)**  
**Home Runs:** 3, by eight players, most recently by Chris Maples vs. NC State (4/20/02)  
**Stolen Bases:** 5, Steve Mrowka vs. Campbell (5/7/86); Brian Roberts vs. Maryland (3/7/98)  
**Strikeouts:** 19, Roger Williams vs. Duke (4/1/85)

Current players in boldface

## TEAM RECORDS

### AVERAGE

- .325 (2002)
- .323 (2000)
- .322 (1984)
- .321 (2006)
- .319 (2003)
- .319 (1983)
- .316 (1980)
- .315 (1999)
- .312 (1981)
- .307 (1985)

### HITS

- 785 (2006)
- 753 (2003)
- 752 (2002)
- 719 (2000)
- 674 (2004)
- 670 (1998)
- 637 (1999)
- 632 (2005)
- 628 (1997)
- 625 (1980)

### DOUBLES

- 153 (2002)
- 137 (1998)
- 136 (2006)
- 134 (1997)
- 133 (2004)
- 132 (2003)
- 130 (1999)
- 129 (1995)
- 128 (2000)
- 127 (1980)

### Triples

- 24 (1949)
- 22 (1981)
- 19 (2000)
- 18 (2002)
- 18 (1978)
- 16 (1999)
- 16 (1990)
- 15 (2003)
- 15 (2001)
- 15 (1998)

### HOME RUNS

- 108 (2002)
- 95 (1986)
- 92 (1998)
- 83 (2006)
- 83 (1994)
- 80 (1997)
- 78 (1987)
- 78 (1985)
- 76 (1988)
- 74 (1981)

### RUNS

- 541 (2002)
- 522 (2000)
- 513 (2006)
- 507 (2003)
- 493 (1998)
- 464 (1999)
- 452 (1990)
- 452 (1985)
- 451 (2004)
- 447 (1986)

### EXTRA BASE HITS

- 279 (2002)
- 244 (1998)
- 231 (2006)
- 222 (1997)
- 218 (2003)
- 216 (2000)
- 216 (1994)
- 213 (2004)
- 210 (1995)
- 209 (1999)

### TOTAL BASES

- 1265 (2002)
- 1194 (2006)
- 1128 (2003)
- 1113 (1998)
- 1092 (2000)
- 1034 (2004)
- 1018 (1997)
- 990 (1994)
- 988 (1999)
- 975 (1986)

### RUNS BATTED IN

- 491 (2002)
- 479 (2000)
- 471 (2006)
- 456 (1998)
- 452 (2003)
- 407 (2004)
- 406 (1999)
- 398 (1986)
- 396 (1987)
- 391 (1984)

### STOLEN BASES

- 135 (1983)
- 133 (1981)
- 132 (2000)
- 128 (1998)
- 127 (2002)
- 127 (1999)
- 122 (1982)
- 121 (1987)
- 120 (1993)
- 115 (1979)

### SLUGGING PERCENTAGE

- .546 (2002)
- .509 (1986)
- .507 (1994)
- .499 (1998)
- .498 (1987)
- .492 (1997)
- .492 (1983)
- .491 (2000)
- .489 (1999)
- .488 (2006)
- .488 (1985)

## YEAR-BY-YEAR UNC BATTING STATISTICS

Year	AVG	G	AB	R	H	2B	3B	HR	RBI	TB	SLG%	BB	HBP	SO	GDP	OB%	SF	SH	SB-ATT	PO	A	E	FLD%
2006	.321	69	2448	513	785	136	12	83	471	1194	.488	271	68	385	37	.398	36	43	91-127	1872	760	96	.965
2005	.294	61	2149	393	632	116	11	63	361	959	.446	229	44	371	39	.368	38	34	61-81	1672	675	101	.959
2004	.297	64	2268	451	674	133	13	67	407	1034	.456	250	48	430	28	.375	28	30	60-81	1736	714	100	.961
2003	.319	65	2358	507	753	132	15	71	452	1128	.478	252	70	397	39	.396	32	29	74-103	1762	720	85	.967
2002	.325	64	2315	541	752	153	18	108	491	1265	.546	312	68	366	31	.415	34	17	127-164	1716	645	79	.968
2001	.302	57	1967	398	595	116	15	30	355	831	.422	230	54	350	43	.385	32	31	91-116	1497	652	94	.958
2000	.323	63	2225	522	719	128	19	69	479	1092	.491	300	86	348	40	.414	55	28	132-168	1694	711	97	.961

1999	.315	59	2022	464	637	130	16	63	406	988	.489	289	56	375	41	.408	40	20	127-168	1555	633	106	.954
1998	.300	65	2232	493	670	137	15	92	456	1113	.499	306	50	463	23	.391	37	58	128-166	1724	709	111	.956
1997	.304	60	2068	434	628	134	8	80	386	1018	.492	265	43	384	40	.388	34	47	99-127	1575	625	99	.957
1996	.289	58	1972	365	569	91	9	66	321	876	.444	212	44	347	50	.366	26	56	67-108	1548	638	118	.949
1995	.294	62	2081	411	611	129	14	67	369	969	.466	249	52	372	39	.379	23	58	70-105	1631	706	112	.954
1994	.304	55	1953	414	594	119	14	83	367	990	.507	220	47	416	29	.384	20	28	63-78	1458	647	113	.949
1993	.292	63	2114	396	617	105	14	70	366	960	.454	242	47	433	34	.373	24	51	120-160	1663	688	110	.955
1992	.280	58	1948	333	545	88	14	41	287	784	.402	203	32	318	40	.352	33	36	90-130	1504	705	100	.957
1991	.283	59	1942	354	550	86	9	48	310	798	.411	233	21	324	31	.364	15	61	62-99	1539	632	80	.964
1990	.288	65	2150	452	619	106	16	63	390	946	.440	324	29	336	75	.384	27	83	110-152	1732	770	109	.958

1989	.257	60	1924	299	495	95	9	34	260	710	.369	250	43	380	45	.351	29	64	59-99	1597	677	76	.968
1988	.288	61	2083	430	599	111	11	76	383	960	.461	226	32	303	62	.361	35	50	92-116	1596	717	99	.959
1987	.294	53	1790	445	527	104	13	78	396	891	.498	266	29	261	37	.415	27	37	121-154	1370	602	79	.961
1986	.302	55	1916	447	579	99	6	95	398	975	.509	268	24	267	42	.406	23	40	108-135	1460	638	125	.944
1985	.307	58	1984	452	609	109	7	78	388	968	.488	244	27	251	35	.381	23	30	113-159	1493	620	77	.965
1984	.322	57	1934	442	624	101	14	60	391	933	.482	229	20	200	37	.386	39	42	113-151	1473	591	94	.956
1983	.319	52	1735	390	554	109	13	55	333	854	.492	243	16	174	33	.397	19	36	135-174	1342	504	69	.964
1982	.247	56	1890	296	466	89	6	38	239	681	.360	275	23	275	52	.339	19	47	122-156	1531	656	90	.960
1981	.312	53	1848	401	577	89	22	74	354	932	.504	243	--	254	51	--	16	18	133-166	1394	628	98	.954
1980	.316	56	1976	420	625	127	12	60	379	956	.484	210	--	208	46	--	19	24	103-137	1469	614	96	.956

## YEAR-BY-YEAR UNC PITCHING STATISTICS

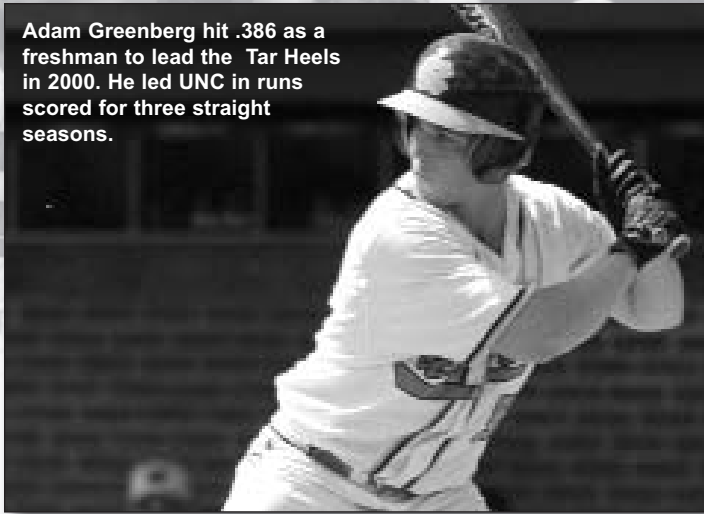
Year	ERA	W-L	APP	CG	SHO/CBO	SV	IP	H	R	ER	BB	SO	2B	3B	HR	BF	B/AVG	WP	HBP	BK	SFA	SHA
2006	3.35	54-15	69	5	9/6	18	624.0	551	286	232	232	543	72	12	30	2683	.238	38	73	5	21	45
2005	3.17	41-19-1	61	5	7/5	14	557.1	483	272	196	232	496	75	10	35	2430	.234	32	80	2	14	41
2004	3.62	43-21	64	3	7/5	12	578.2	525	294	233	231	484	84	1	44	2508	.243	31	72	10	15	33
2003	4.31	42-23	65	1	3/3	8	587.1	610	325	281	245	479	81	5	46	2616	.272	32	54	10	27	51
2002	4.37	43-21	64	4	4/1	13	572.0	561	322	278	270	515	75	4	46	2193	.256	69	52	10	10	28
2001	5.90	31-26	57	1	3/2	9	499.0	617	416	327	289	315	96	8	52	1989	.310	74	43	10	37	38
2000	4.30	46-17	63	2	7/6	15	564.2	569	319	270	254	475	87	11	40	2515	.264	47	41	13	24	33

1999	3.73	41-18	59	3	4/4	11	518.1	493	291	215	247	510	94	8	35	2297	.251	51	38	6	19	28
1998	4.67	42-23	65	6	3/2	13	574.2	587	389	298	313	492	106	9	62	2628	.265	58	33	2	22	43
1997	6.09	29-31	60	7	0/0	9	525.0	610	437	355	358	418	99	10	66	2548	.292	86	46	2	23	29
1996	4.62	33-25	58	8	3	13	516.0	493	350	265	276	375	86	12	53	2347	.251	55	50	3	17	36
1995	4.52	39-23	62	9	1	13	543.2	562	339	273	277	478	113	10	38	2479	.265	71	38	1	17	21
1994	4.22	34-21	55	4	4	13	486.0	484	290	228	222	448	88	4	38	2175	.257	45	29	4	11	26
1993	3.85	43-20	63	4	2	23	554.1	553	308	237	207	502	95	8	43	2450	.256	56	37	2	18	31
1992	4.27	31-27	58	4	3	8	501.1	528	311	238	253	344	110	12	32	2269	.273	48	30	3	16	35
1991	4.30	36-23	59	6	3	11	513.0	517	306	245	322	437	84	14	39	2342	.266	41	25	3	15	33
1990	3.07	51-14	65	10	6	18	577.1	534	258	197	280	505	67	12	41	2510	.246	43	16	4	43	--

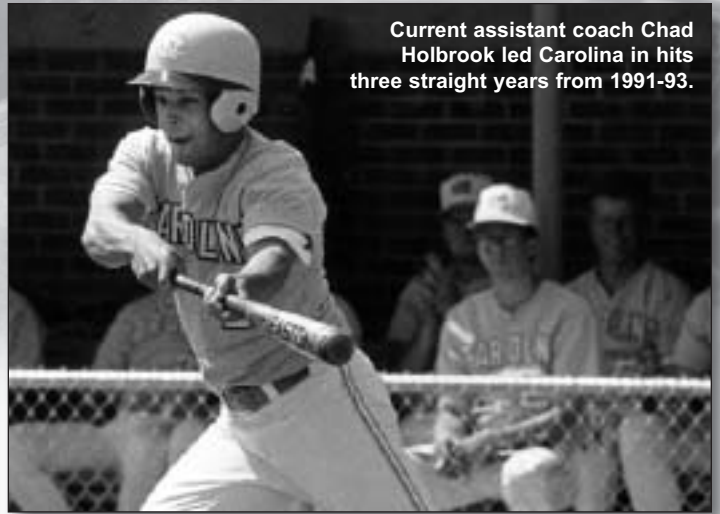
1989	3.18	41-18-1	60	10	4	14	532.1	468	231	188	208	427	98	15	38	2266	.235	22	28	1	41	--
1988	4.92	34-27	61	17	2	12	532.0	569	353	291	245	383	112	15	62	--	.273	27	27	0	35	50
1987	4.93	31-22	53	10	3	7	456.2	451	309	250	223	322	86	11	45	--	.257	22	20	4	22	28
1986	4.86	33-22	55	4	4	12	486.2	516	344	263	243	317	103	11	47	--	.267	35	26	4	19	25
1985	3.89	40-17	58	9	6	6	497.2	428	248	215	250	437	88	9	43	--	.230	25	19	4	12	17
1984	3.56	44-13	57	10	4	16	491.0	437	250	194	208	431	77	10	44	--	.235	29	13	5	11	17
1983	2.89	42-10	52	15	5	13	447.1	359	186	144	189	402	61	9	26	--	.217	27	15	5	8	17
1982	4.53	29-27	56	8	4	8	510.1	475	333	257	391	329	98	9	39	--	.254	52	33	6	20	37
1981	4.51	38-15	53	14	0	14	464.2	448	292	233	296	286	74	13	33	--	.256	--	--	--	--	--
1980	4.10	39-17	56	18	3	8	489.2	444	285	223	267	306	63	8	43	--	--	--	--	--	22	29

# Annual Batting Leaders Carolina Baseball

Adam Greenberg hit .386 as a freshman to lead the Tar Heels in 2000. He led UNC in runs scored for three straight seasons.

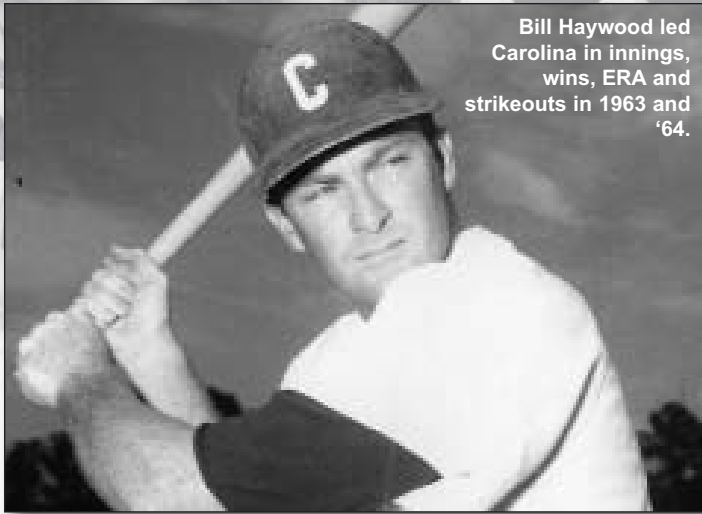


Current assistant coach Chad Holbrook led Carolina in hits three straight years from 1991-93.




Year	Average	Runs	Hits	Home Runs	Runs Batted In
1954	Will Frye (.354)	Connie Gravitte (25)	Fred Dale (30)	Connie Gravitte (6)	Connie Gravitte (16)
1955	Tom Zachary (.380)	Connie Gravitte (25)	Connie Gravitte (31)	Connie Gravitte (7)	Al Long (16)
1956	Ivalee Hill (.358)	Don Lewis (21)	Jack Woods (28)	Ivalee Hill (4)	Ivalee Hill (24)
1957	Dick Hudson (.313)	Joe Shook (20)	three with 26	Ivalee Hill (2)	Hudson, Honeycutt (14)
1958	Gerald Griffin (.337)	Carson Oldham (30)	Gerald Griffin (35)	Gerald Griffin (2)	Alton Pons (25)
1959	John Burgwyn (.324)	Gerald Griffin (16)	John Burgwyn (24)	Ferg Norton (2)	Vaughn Bryson (12)
1960	Gerald Griffin (.321)	Ferg Norton (29)	Gerald Griffin (36)	Griffin, Norton (3)	Gerald Griffin (21)
1961	Jim Mooring (.427)	Ferg Norton (21)	Jim Mooring (32)	Mooring, DeLolloio (3)	Jim Mooring (21)
1962	Buddy Tilden (.339)	Paul Swing (22)	Neal, Swing (28)	Tilden, Neal (2)	Larry Neal (16)
1963	Tom Wright (.377)	Dick Prindle (24)	Jim Speight (35)	Ken Willard (4)	Ken Willard (18)
1964	John Shaw (.364)	Jim Speight (32)	Dick Prindle (41)	Ken Willard (11)	Ken Willard (40)
1965	Danny Talbott (.362)	Taylor, Prindle (21)	Danny Talbott (38)	Bonccek, Black (3)	Danny Talbott (24)
1966	Charlie Carr (.397)	Charlie Carr (26)	Danny Talbott (51)	four with 3	Carr, Talbott (21)
1967	Skip Hull (.363)	Danny Talbott (20)	Danny Talbott (32)	Garry Hill (4)	Danny Talbott (18)
1968	Doug Lanham (.333)	Ron Lemonds (22)	Skip Hull (36)	Skip Hull (4)	Skip Hull (26)
1969	Eddie Hill (.377)	Eddie Hill (23)	Eddie Hill (46)	Skip Hull (7)	Skip Hull (27)
1970	Eddie Hill (.357)	Eddie Hill (16)	Eddie Hill (35)	Eddie Hill (5)	Eddie Hill (14)
1971	Doug Lanham (.336)	Bob Gillis (31)	Jack Gillis (44)	Larry Kiser (4)	Jack Gillis (31)
1972	Tom Gillis (.344)	Mike Roberts (25)	Bobby Guthrie (36)	Mike Roberts (2)	Jack Leachman (22)
1973	Jack Leachman (.243)	Lee Smith (12)	Kennedy, Guthrie (21)	three with 2	Guthrie, Lydecker (12)
1974	Dale Lydecker (.350)	Bobby Guthrie (26)	Bobby Guthrie (43)	Bobby Guthrie (6)	Bobby Guthrie (24)
1975	Steve Rackley (.319)	Steve Rackley (25)	Chris Knepp (40)	Early Jones (4)	Mike Wilkerson (27)
1976	Kevin Haerberle (.346)	Steve Rackley (24)	Steve Rackley (38)	Early Jones (4)	three with 18
1977	Jim Atkinson (.341)	Jim Atkinson (23)	Randy Warrick (43)	Jim Atkinson (5)	Jim Atkinson (23)
1978	Dave Barnett (.356)	Jim Atkinson (45)	Jim Atkinson (71)	three with 6	Greg Robinson (49)
1979	Roy Clark (.382)	Jim Atkinson (56)	Roy Clark (84)	Jim Atkinson (16)	Jim Atkinson (52)
1980	Scott Bradley (.386)	Scott Bradley (59)	Scott Bradley (96)	Scott Bradley (10)	Scott Bradley (63)
1981	Joe Reto (.392)	Drex Roberts (55)	Scott Bradley (76)	Joe Reto (13)	Scott Bradley (50)
1982	Chris Pittaro (.283)	Barney Spooner (42)	Pete Kumiega (60)	Pete Kumiega (12)	Pete Kumiega (42)
1983	B.J. Surhoff (.386)	Drex Roberts (65)	B.J. Surhoff (80)	Pete Kumiega (12)	Jeff Hubbard (56)
1984	B.J. Surhoff (.400)	B.J. Surhoff (65)	B.J. Surhoff (98)	Todd Wilkinson (14)	Todd Wilkinson (57)
1985	B.J. Surhoff (.388)	B.J. Surhoff (77)	B.J. Surhoff (87)	Scott Johnson (22)	Scott Johnson (81)
1986	Darin Campbell (.349)	Devy Bell (57)	Devy Bell (73)	Devy Bell (24)	Devy Bell (64)
1987	Jesse Levis (.344)	Steve Mrowka (56)	Howard Freiling (72)	Bell, Campbell (17)	Howard Freiling (69)
1988	Tom Nevin (.343)	Tom Nevin (70)	Tom Nevin (81)	Tom Nevin (13)	Darin Campbell (49)
1989	Jesse Levis (.341)	Jesse Levis (41)	Jesse Levis (78)	Todd Nichols (8)	Todd Nichols (40)
1990	Steve Estroff (.389)	Kurt Green (53)	Steve Estroff (89)	Steve Estroff (15)	Steve Estroff (73)
1991	Cy Richardson (.333)	Brad Woodall (45)	Chad Holbrook (66)	Chris Cox (12)	Darren Villani (49)
1992	Donnie Leshnock (.336)	Manny DaSilva (39)	Chad Holbrook (65)	Chris Cox (17)	Chris Cox (43)
1993	Chad Holbrook (.353)	Chad Holbrook (56)	Chad Holbrook (88)	Cookie Massey (18)	Manny DaSilva (66)
1994	Manny DaSilva (.399)	Manny DaSilva (61)	Manny DaSilva (93)	Cookie Massey (22)	Cookie Massey (49)
1995	Josh Rowell (.381)	Michael Stoner (47)	Michael Stoner (81)	Michael Stoner (12)	David Boone (51)
1996	Mitch Jones (.369)	Michael Stoner (55)	Michael Stoner (79)	Michael Stoner (20)	Michael Stoner (65)
1997	Brian Roberts (.427)	Brian Roberts (63)	Brian Roberts (102)	Gregg Donohue (15)	Gregg Donohue (60)
1998	Brian Roberts (.353)	Brian Roberts (79)	Brian Roberts (91)	Jarrett Shearin (14)	Jarrett Shearin (68)
1999	Tyrell Godwin (.371)	Moylan, Shearin (57)	Godwin, Hooper (82)	Ryan Earey (15)	Ryan Earey (63)
2000	Adam Greenberg (.386)	Adam Greenberg (69)	Adam Greenberg (98)	Ryan Earey (14)	Godwin, Earey (67)
2001	Chad Prosser (.357)	Adams, Greenberg (52)	Russ Adams (79)	Maples, Blake (7)	Ryan Blake (42)
2002	Russ Adams (.370)	Adam Greenberg (80)	Chris Maples (95)	Chris Maples (23)	Chris Maples (79)
2003	Jeremy Cleveland (.410)	Jeremy Cleveland (74)	Jeremy Cleveland (103)	Jeremy Cleveland (19)	Jeremy Cleveland (65)
2004	Marshall Hubbard (.352)	Chris Iannetta (61)	Marshall Hubbard (88)	Marshall Hubbard (17)	Marshall Hubbard (83)
2005	Mike Daniel (.351)	Greg Mangum (51)	Matt Ellington (77)	Chad Flack (15)	Matt Ellington (55)
2006	Josh Horton (.395)	Flack, Fronk (68)	Chad Flack (112)	Jay Cox (15)	Chad Flack (68)

# Carolina Baseball Annual Pitching Leaders



Bill Haywood led Carolina in innings, wins, ERA and strikeouts in 1963 and '64.



Jonathan Hovis led the nation with a 1.17 ERA in 2006 and topped the Tar Heels in appearances in 2005-'06.

Year	Appearances	Innings Pitched	Wins	Earned Run Average	Strikeouts
1954	Charlie Aycock (10)	Charlie Aycock (61)	Joe Morgan (4)	Charlie Aycock (2.81)	Charlie Aycock (25)
1955	Jim Raugh (12)	Jim Raugh (82)	Jim Raugh (5)	Tom Maultsby (2.57)	Jim Raugh (61)
1956	Jim Raugh (14)	Jim Raugh (80)	Jim Raugh (6)	Jim Raugh (2.71)	Jim Raugh (59)
1957	Jim Raugh (13)	Jim Raugh (93.2)	Jim Raugh (7)	Charlie Aycock (0.75)	Jim Raugh (81)
1958	Wayne Young (13)	Wayne Young (100.1)	Wayne Young (7)	Wayne Young (0.90)	Wayne Young (78)
1959	Wayne Young (12)	Wayne Young (74.1)	Wayne Young (6)	Ben Hammett (2.30)	Wayne Young (53)
1960	Wayne Young (14)	Wayne Young (108)	Wayne Young (9)	Wayne Young (1.50)	Wayne Young (69)
1961	Nicky Warren (11)	Nicky Warren (66)	Nicky Warren (7)	Nicky Warren (2.46)	Nicky Warren (28)
1962	Bobby Cox (14)	Dave Murr (56)	three with 2	Jack Rees (3.38)	Dave Murr (32)
1963	Bill Haywood (16)	Bill Haywood (71)	Bill Haywood (6)	Bill Haywood (1.65)	Bill Haywood (62)
1964	Bill Haywood (16)	Bill Haywood (87.1)	Bill Haywood (10)	Bill Haywood (1.13)	Bill Haywood (83)
1965	Bill Dannemann (12)	Jerry Davis (56.2)	Jerry Davis (4)	Bob Reagan (0.43)	Danny Walker (38)
1966	Danny Walker (20)	Danny Walker (94)	Danny Walker (7)	George McRae (1.71)	Danny Walker (59)
1967	Tom Buskey (11)	Garry Hill (89)	Garry Hill (8)	Garry Hill (0.70)	Garry Hill (73)
1968	Tom Buskey (14)	Dave Lemonds (72.1)	Dave Lemonds (7)	Dave Lemonds (1.49)	Dave Lemonds (96)
1969	E. Hill, Buskey (13)	Tom Buskey (94)	Tom Buskey (11)	Robert Rhodes (1.68)	Tom Buskey (78)
1970	three with 10	Eddie Hill (66.2)	Eddie Hill (5)	Eddie Hill (1.07)	Eddie Hill (43)
1971	Jim Chamberlain (12)	Jim Chamberlain (59.2)	two with 4	Jim Chamberlain (3.01)	Jim Chamberlain (80)
1972	Mike Merritt (12)	Jim Chamberlain (62)	Mike Merritt (6)	John Dannemann (1.07)	Jim Chamberlain (54)
1973	Jim Chamberlain (11)	Mike Merritt (52.2)	Mike Merritt (4)	Mike Merritt (2.05)	Jim Chamberlain (46)
1974	Bruce Arrowood (11)	John Dannemann (72.1)	John Dannemann (6)	Bruce Arrowood (0.84)	Mike Merritt (46)
1975	Bruce Arrowood (11)	Bill Paschall (75.1)	Bill Paschall (5)	Bill Paschall (1.43)	Bill Paschall (59)
1976	three with 10	Bill Paschall (87.2)	Bob Thomson (6)	Bill Paschall (1.74)	Bill Paschall (64)
1977	Norris, Horne (9)	Greg Norris (61.1)	Thomson, Norris (4)	Monty DeRatt (2.01)	Greg Norris (64)
1978	Greg Norris (16)	Greg Norris (133.2)	Greg Norris (14)	Greg Norris (1.75)	Greg Norris (118)
1979	Greg Norris (15)	Blaine Smith (82)	Bill Gallagher (7)	David Kirk (2.12)	Bill Gallagher (94)
1980	James Parks (25)	Mark Ochal (100.1)	Mark Ochal (10)	David Kirk (2.58)	David Kirk (70)
1981	James Parks (21)	Mark Ochal (106.1)	Mark Ochal (11)	Chris Kahler (2.05)	Mark Ochal (63)
1982	Ronnie Huffman (28)	Brad Powell (81)	Dave Droschak (7)	Ronnie Huffman (3.33)	Brad Powell (57)
1983	Tim Kirk (20)	Brad Powell (97.1)	Scott Bankhead (9)	Roger Williams (1.19)	Brad Powell (90)
1984	Tim Kirk (27)	Roger Williams (102)	Scott Bankhead (11)	Scott Bankhead (1.50)	Scott Bankhead (124)
1985	Tim Kirk (25)	Roger Williams (87.2)	Roger Williams (8)	Greg Karpuk (2.90)	Roger Williams (113)
1986	Gordon Douglas (24)	Ken Turner (72)	Ken Turner (7)	Todd Kopczynski (3.69)	Ken Turner (57)
1987	Doug Torborg (20)	David Trautwein (94)	Michael Hoog (8)	Jim Dougherty (3.21)	David Trautwein (59)
1988	Gresham, Fernandez (19)	Michael Hoog (109.1)	Michael Hoog (10)	Rich Fernandez (1.80)	Michael Hoog (83)
1989	Brad Woodall (26)	John Thoden (133.2)	John Thoden (12)	Brad Woodall (1.19)	John Thoden (98)
1990	Paul Shuey (31)	Jim Dougherty (115.2)	Jim Dougherty (12)	Jim Dougherty (1.71)	Michael Hoog (89)
1991	Brad Woodall (31)	Derek Manning (85.1)	Woodall, Johnson (6)	Paul Shuey (1.70)	Brad Woodall (70)
1992	Thad Chrismon (32)	Thad Chrismon (113.1)	Thad Chrismon (8)	Paul Shuey (3.13)	Paul Shuey (87)
1993	Thad Chrismon (38)	Derek Manning (117.2)	Derek Manning (11)	Scott Wissell (2.60)	Derek Manning (105)
1994	Thad Chrismon (35)	Sean Murphy (99.2)	Sean Murphy (9)	Thad Chrismon (2.37)	Sean Murphy (113)
1995	Thad Chrismon (36)	Sean Murphy (112.0)	Sean Murphy (11)	Thad Chrismon (2.86)	Sean Murphy (125)
1996	Ethan Stein (25)	A.Y. Yoder (103.1)	A.Y. Yoder (7)	Jim Wallace (3.72)	Jim Wallace (71)
1997	Nye, Wallace (20)	Mike Bynum (79.0)	Rodney Nye (8)	Jay Madeira (4.32)	Mike Bynum (92)
1998	Derrick DePriest (44)	Derrick DePriest (114.1)	three with 7	Corey Richardson (2.61)	Mike Bynum (95)
1999	Derrick DePriest (36)	Kyle Snyder (96.2)	three with 7	Derrick DePriest (1.71)	Kyle Snyder (102)
2000	Derrick DePriest (35)	Ryan Snare (109.0)	Ryan Snare (10)	Derrick DePriest (2.89)	Ryan Snare (102)
2001	Whitley Benson (25)	Scott Autrey (68.0)	Jason Howell (6)	Ralph Roberts (4.03)	Robinson, Autrey (42)
2002	Michael Gross (32)	Scott Autrey (97.2)	Carter Harrell (8)	Scott Senatore (2.08)	Scott Autrey (87)
2003	Kevin Brower (33)	Daniel Moore (93.2)	Moore, Kalkhof (7)	Scott Senatore (2.81)	Adam Kalkhof (77)
2004	Michael Gross (32)	Daniel Bard (95.0)	Bard, Woodard (8)	Michael Gross (2.24)	Andrew Miller (88)
2005	Jonathan Hovis (27)	Robert Woodard (98.1)	Miller, Woodard (8)	Matt Danford (1.41)	Andrew Miller (104)
2006	Jonathan Hovis (38)	Andrew Miller (123.1)	Andrew Miller (13)	Jonathan Hovis (1.17)	Andrew Miller (133)

# ACC Tournament History Carolina Baseball

<b>1973 (Chapel Hill, N.C.)</b>	<b>0-1</b>
Wake Forest 10, North Carolina 6	
<b>1974 (Raleigh, N.C.)</b>	<b>1-2</b>
North Carolina 5, Wake Forest 4 NC State 4, North Carolina 2 Clemson 6, North Carolina 4	
<b>1975 (Chapel Hill, N.C.)</b>	<b>2-2</b>
North Carolina 5, Virginia 2 North Carolina 7, Clemson 2 NC State 7, North Carolina 2 Clemson 7, North Carolina 6	
<b>1976 (Clemson, S.C.)</b>	<b>0-1</b>
Virginia 8, North Carolina 6	
<b>1977 (Clemson, S.C.)</b>	<b>0-1</b>
NC State 6, North Carolina 5	
<b>1978 (Chapel Hill, N.C.)</b>	<b>0-1</b>
Duke 3, North Carolina 2	
<b>1980 (Raleigh, N.C.)</b>	<b>3-2</b>
North Carolina 13, Duke 6 NC State 3, North Carolina 1 North Carolina 7, Maryland 2 North Carolina 8, NC State 4 Clemson 12, North Carolina 3 **	
<b>1981 (Chapel Hill, N.C.)</b>	<b>3-2</b>
North Carolina 9, Maryland 2 North Carolina 7, NC State 1 North Carolina 8, Duke 5 Clemson 7, North Carolina 4 Clemson 7, North Carolina 5 **	
<b>1982 (Chapel Hill, N.C.)</b>	<b>5-1</b>
North Carolina 8, Maryland 7 Virginia 6, North Carolina 3 North Carolina 4, NC State 3 North Carolina 3, Clemson 0 North Carolina 5, Wake Forest 4 North Carolina 3, Virginia 2 (12 innings) **	
<b>1983 (Chapel Hill, N.C.)</b>	<b>5-1</b>
North Carolina 4, Duke 2 North Carolina 13, Maryland 11 North Carolina 6, Clemson 5 North Carolina 5, Virginia 4 (11 innings) Clemson 5, North Carolina 2 North Carolina 10, Clemson 1 **	
<b>1984 (Durham, N.C.)</b>	<b>5-0</b>
North Carolina 13, Wake Forest 2 North Carolina 4, Maryland 0 North Carolina 13, NC State 12 North Carolina 7, Clemson 6 North Carolina 9, Georgia Tech 4 **	
<b>1985 (Atlanta, Ga.)</b>	<b>1-2</b>
North Carolina 15, Duke 2 Clemson 3, North Carolina 2 Virginia 10, North Carolina 3	
<b>1986 (Durham, N.C.)</b>	<b>2-2</b>
North Carolina 5, Virginia 4 (10 innings) NC State 7, North Carolina 6 (11 innings) North Carolina 9, Virginia 7 Georgia Tech 9, North Carolina 7	
<b>1987 (Greenville, S.C.)</b>	<b>2-2</b>
North Carolina 13, Maryland 9 Clemson 7, North Carolina 4 North Carolina 11, Duke 10 (12 innings) NC State 14, North Carolina 13	
<b>1988 (Greenville, S.C.)</b>	<b>4-2</b>
North Carolina 13, Virginia 1 North Carolina 1, Clemson 0 North Carolina 5, Georgia Tech 3 Clemson 5, North Carolina 4 North Carolina 7, Clemson 6 Georgia Tech 6, North Carolina 2 **	
<b>1989 (Greenville, S.C.)</b>	<b>3-2</b>
North Carolina 6, Duke 4 North Carolina 4, NC State 2 Clemson 5, North Carolina 4 North Carolina 6, Wake Forest 2 Clemson 12, North Carolina 4 **	
<b>1990 (Greenville, S.C.)</b>	<b>5-0</b>
North Carolina 3, Maryland 1	



1983 ACC Champs

North Carolina 9, Georgia Tech 4  
North Carolina 3, Clemson 1  
North Carolina 7, Virginia 3  
North Carolina 5, NC State 0 \*\*

<b>1991 (Greenville, S.C.)</b>	<b>1-2</b>
Wake Forest 7, North Carolina 2 North Carolina 3, Maryland 1 Virginia 5, North Carolina 1	

<b>1992 (Greenville, S.C.)</b>	<b>2-2</b>
Georgia Tech 5, North Carolina 4 North Carolina 11, Maryland 7 North Carolina 7, Wake Forest 3 Florida State 7, North Carolina 3	

<b>1993 (Greenville, S.C.)</b>	<b>2-2</b>
North Carolina 4, Wake Forest 3 North Carolina 6, NC State 2 Clemson 7, North Carolina 4 NC State 12, North Carolina 7	

<b>1994 (Greenville, S.C.)</b>	<b>1-2</b>
Georgia Tech 7, North Carolina 4 North Carolina 13, Duke 12 NC State 11, North Carolina 6	

<b>1995 (Greenville, S.C.)</b>	<b>2-2</b>
North Carolina 4, Wake Forest 1 Clemson 6, North Carolina 4 North Carolina 12, Georgia Tech 9 Florida State 10, North Carolina 1	

<b>1996 (Durham, N.C.)</b>	<b>0-2</b>
Georgia Tech 13, North Carolina 9 Duke 13, North Carolina 3	

<b>1997 (St. Petersburg, Fla.)</b>	<b>2-2</b>
North Carolina 4, Maryland 2 Georgia Tech 7, North Carolina 6 North Carolina 4, Wake Forest 3 NC State 4, North Carolina 2	

<b>1998 (Durham, N.C.)</b>	<b>2-2</b>
North Carolina 4, Clemson 1 North Carolina 3, Duke 0 Florida State 13, North Carolina 11 Wake Forest 3, North Carolina 0	

<b>1999 (Durham, N.C.)</b>	<b>0-2</b>
Georgia Tech 15, North Carolina 4 Maryland 6, North Carolina 3	

<b>2000 (Fort Mill, S.C.)</b>	<b>1-2</b>
Wake Forest 8, North Carolina 7 (13 innings) North Carolina 13, Duke 7 Florida State 4, North Carolina 1	

<b>2001 (Fort Mill, S.C.)</b>	<b>0-2</b>
Wake Forest 11, North Carolina 8 Clemson 7, North Carolina 6	

<b>2002 (St. Petersburg, Fla.)</b>	<b>1-2</b>
North Carolina 11, Virginia 10 Wake Forest 9, North Carolina 7 (11 innings) Georgia Tech 10, North Carolina 8	

<b>2003 (Salem, Va.)</b>	<b>2-2</b>
North Carolina 10, Clemson 2 North Carolina 3, Florida State 2 (10 innings) NC State 7, North Carolina 6 Georgia Tech 10, North Carolina 6	

<b>2004 (Salem, Va.)</b>	<b>3-2</b>
Clemson 7, North Carolina 6 North Carolina 14, Maryland 0 North Carolina 20, Duke 2 North Carolina 6, Clemson 5 Florida State 8, North Carolina 7 (11 innings)	

<b>2005 (Jacksonville, Fla.)</b>	<b>0-2</b>
Florida State 3, North Carolina 2 (13 innings) Wake Forest 2, North Carolina 1	

<b>2006 (Jacksonville, Fla.)</b>	<b>0-2</b>
NC State 9, North Carolina 3 Florida State 7, North Carolina 6	

\*\* Championship Game



## VS. ACC TOURNAMENT OPPONENTS

Clemson	11-15
Duke	10-2
Florida State	1-7
Georgia Tech	4-9
Maryland	11-1
NC State	7-11
Virginia	8-4
Wake Forest	8-7
<b>Total</b>	<b>60-56</b>

## TITLE GAME APPEARANCES

1980, 1981, 1982, 1983, 1984, 1988, 1989, 1990

## CHAMPIONSHIPS WON

1982, 1983, 1984, 1990



2006 College World Series

### 1948 District III Regional (Charlotte, N.C.)

North Carolina 15, Georgia Tech 0  
 North Carolina 11, Alabama 3  
 George Washington 5, North Carolina 4  
 North Carolina 10, George Washington 0

### 1948 Eastern Regional (Winston-Salem, N.C.)

Yale 6, North Carolina 1  
 North Carolina 7, Illinois 3  
 Lafayette 5, North Carolina 2

### 1960 District III Regional (Gastonia, N.C.)

North Carolina 2, Florida Southern 1  
 North Carolina 13, The Citadel 1  
 North Carolina 7, Florida 5

### 1960 College World Series (Omaha, Neb.)

Minnesota 8, North Carolina 3  
 Oklahoma State 7, North Carolina 0

### 1964 District III Regional (Gastonia, N.C.)

North Carolina 8, East Carolina 0  
 Mississippi 4, North Carolina 3  
 North Carolina 13, East Carolina 2  
 Mississippi 13, North Carolina 1

### 1966 District III Regional (Gastonia, N.C.)

North Carolina 7, East Carolina 1  
 North Carolina 5, Mississippi State 4  
 Florida State 6, North Carolina 5  
 North Carolina 6, Florida State 4

### 1966 College World Series (Omaha, Neb.)

Southern California 6, North Carolina 2  
 Oklahoma State 5, North Carolina 1

### 1969 District III Regional (Gastonia, N.C.)

North Carolina 3, Furman 0  
 Mississippi 6, North Carolina 5  
 North Carolina 5, Virginia Tech 1  
 Mississippi 5, North Carolina 2

### 1978 South Regional (Auburn, Ala.)

North Carolina 15, East Tennessee State 1  
 North Carolina 3, Auburn 2  
 Memphis State 8, North Carolina 6  
 North Carolina 11, Memphis State 9

### 1978 College World Series (Omaha, Neb.)

Oral Roberts 11, North Carolina 0  
 North Carolina 9, St. John's 5  
 North Carolina 7, Michigan 6  
 Southern California 3, North Carolina 2

### 1982 East Regional (Columbia, S.C.)

The Citadel 9, North Carolina 4  
 East Carolina 1, North Carolina 0

### 1983 East Regional (Chapel Hill, N.C.)

North Carolina 11, William & Mary 0  
 The Citadel 5, North Carolina 3  
 Delaware 6, North Carolina 5

### 1984 South II Regional (Starkville, Miss.)

North Carolina 4, Eastern Kentucky 2  
 South Carolina 5, North Carolina 4  
 New Orleans 13, North Carolina 6

### 1989 South Regional (Starkville, Miss.)

North Carolina 8, Nicholls State 4  
 North Carolina 8, Jacksonville 3

North Carolina 2, Mississippi State 1  
 Mississippi State 6, North Carolina 0  
 North Carolina 7, Mississippi State 1

### 1989 College World Series (Omaha, Neb.)

Florida State 4, North Carolina 2  
 Arkansas 7, North Carolina 3

### 1990 Northeast Regional (Waterbury, Conn.)

North Carolina 3, Rutgers 2  
 North Carolina 5, Iowa 3  
 Georgia 5, North Carolina 4  
 Rutgers 9, North Carolina 7

### 1993 Central I Regional (College Station, Texas)

Hawaii 9, North Carolina 8  
 North Carolina 11, Yale 6  
 North Carolina 10, Hawaii 8  
 North Carolina 8, UCLA 5  
 Texas A&M 14, North Carolina 2

### 1995 Atlantic II Regional (Coral Gables, Fla.)

North Carolina 6, South Florida 3  
 North Carolina 6, Florida International 5  
 Miami 8, North Carolina 4  
 Texas A&M 7, North Carolina 0

### 1998 Atlantic I Regional (Coral Gables, Fla.)

Texas Tech 6, North Carolina 2  
 North Carolina 6, Miami 5  
 North Carolina 8, Florida International 2  
 North Carolina 4, South Carolina 2  
 Miami 7, North Carolina 4

### 1999 Palo Alto Regional (Palo Alto, Calif.)

North Carolina 8, Nevada 5  
 Stanford 7, North Carolina 4  
 Nevada 5, North Carolina 1

### 2000 Upper Montclair Regional (Upper Montclair, N.J.)

North Carolina 14, Penn State 5  
 North Carolina 9, Rutgers 3  
 Penn State 6, North Carolina 5  
 Penn State 10, North Carolina 3

### 2002 Columbia Regional (Columbia, S.C.)

North Carolina 5, James Madison 0  
 South Carolina 9, North Carolina 6  
 North Carolina 9, James Madison 7  
 North Carolina 8, South Carolina 4  
 South Carolina 3, North Carolina 1

### 2003 Starkville Regional (Starkville, Miss.)

North Carolina 4, Missouri 3  
 North Carolina 10, Mississippi State 5  
 North Carolina 8, Mississippi State 6

### 2003 Columbia Super Regional (Columbia, S.C.)

South Carolina 5, North Carolina 4  
 South Carolina 14, North Carolina 4

### 2004 Columbia Regional (Columbia, S.C.)

North Carolina 6, Coastal Carolina 5  
 South Carolina 5, North Carolina 2  
 North Carolina 6, The Citadel 3  
 South Carolina 7, North Carolina 6

### 2005 Gainesville Regional (Gainesville, Fla.)

North Carolina 5, Notre Dame 1  
 Florida 5, North Carolina 2  
 Notre Dame 3, North Carolina 0

### 2006 Chapel Hill Regional (Chapel Hill, N.C.)

North Carolina 15, Maine 7  
 North Carolina 14, Winthrop 4  
 North Carolina 14, Winthrop 2

### 2006 Tuscaloosa Super Regional (Tuscaloosa, Ala.)

North Carolina 11, Alabama 5  
 North Carolina 8, Alabama 7

### 2006 College World Series (Omaha, Neb.)

North Carolina 7, Cal State Fullerton 5  
 North Carolina 2, Clemson 0  
 North Carolina 6, Cal State Fullerton 5  
 North Carolina 4, Oregon State 3\*  
 Oregon State 11, North Carolina 7\*  
 Oregon State 3, North Carolina 2\*  
 \*Championship Series

## UNC VS. NCAA TOURNAMENT OPPONENTS (21 APPEARANCES)

Alabama	3-0
Arkansas	0-1
Auburn	1-0
Cal State Fullerton	2-0
The Citadel	2-2
Clemson	1-0
Coastal Carolina	1-0
Delaware	0-1
East Carolina	3-1
Eastern Kentucky	1-0
East Tennessee State	1-0
Florida	1-1
Florida International	2-0
Florida Southern	1-0
Florida State	1-2
Furman	1-0
George Washington	1-1
Georgia	0-1
Georgia Tech	1-0
Hawaii	1-1
Illinois	1-0
Iowa	1-0
Jacksonville	1-0
James Madison	2-0
Lafayette	0-1
Maine	1-0
Memphis	1-1
Miami	1-2
Michigan	1-0
Minnesota	0-1
Mississippi	0-4
Mississippi State	5-1
Missouri	1-0
Nevada	1-1
New Orleans	0-1
Nicholls State	1-0
Notre Dame	1-1
Oklahoma State	0-2
Oral Roberts	0-1
Oregon State	1-2
Penn State	1-2
Rutgers	2-1
St. John's	1-0
South Carolina	2-7
South Florida	1-0
Southern California	0-2
Stanford	0-1
Texas A&M	0-2
Texas Tech	0-1
UCLA	1-0
Virginia Tech	1-0
William & Mary	1-0
Winthrop	2-0
Yale	1-1
<b>Totals</b>	<b>56-46</b>

## COLLEGE WORLD SERIES (6-10)

1960, 1966, 1978, 1989, 2006

# Letterwinners Since 1947 Carolina Baseball

Hal Abbott	1979
Mell Adams	2002-03-04
Russ Adams	2000-01-02
Rick Alexander	1976-77
Billy Allen	1994-95
Zero Allen	1949
Kenny Anderson	1983
Tom Andrew	1947-48-49
Mike Andrews	1985
Dave Arendas	1987-88-89-90
Bruce Arrowood	1974-75
Jim Atkinson	1976-77-78-79
Scott Autrey	2000-01-02
Charlie Aycock	1954-57-58

Joe Bailey	1966
Garry Bakker	2002-03-04
Al Baldwin	1958-59-60
Jimmy Baldwin	1973-74-75-76
Nathan Baldwin	2000
Jim Ballou	1949-50
Scott Bankhead	1982-83-84
Al Barbour	1972
Daniel Bard	2004-05-06
Jacob Barker	1994-95
Win Barkley	1975-76-77
Brent Barnett	1995
Dave Barnett	1978
David Batts	1969-70-71
Jon Baylin	1964-65-66
Harry Beason	1947-48
Devy Bell	1984-85-86-87
Dave Benovy	1985-86
Whitley Benson	2001-02-03-04
Charlie Beverly	1978
Steve Bieneman	1988-89-90-91
Andy Billesdon	1962
Gary Black	1963-64-65
Kenny Black	1947-48
Ray Blair	1947-48-49
Ryan Blake	1999-01-02-03
Todd Boessen	2001
Carroll Bolick	1959-60-61
Bruce Bolick	1966-67-68
Bob Bonczek	1964-65-66
David Boone	1992-93-94-95
Ken Boykin	1963-64-65
Scott Bradley	1979-80-81
Dallas Branch	1947-48
Dallas Branch	1972-73
Wendell Brande	1962-63
Ron Braun	2001-02
Jack Brasington	1947-48
Lloyd Brewer	1978-79-80
Mike Brewer	1978-79-80
Charles Bridger	1951-52
Joe Brookshire	1949-50-51
Kevin Brower	2001-02-03-04
Bill Brown	1962-63-64
Tyrone Brown	1995-96
Dough Bruton	1954
Mike Bryant	1984
Jerry Bryson	1956
Vaughn Bryson	1958-59-60
Dave Bullard	1970-71
Mickey Burgess	2002
John Burgwyn	1958-59-60
Steve Burgwyn	1968
Tom Buskey	1967-68-69
Mike Bynum	1997-98-99
Cronin Byrd	1961-62

Kevin Caddell	1977-78-79
Tommy Camp	1959-60-61
Darin Campbell	1986-87-88
Brinson Cannada	1951
<b>Andrew Carignan</b>	<b>2005-06</b>
Charlie Carr	1966-67-68
Bob Carter	1962-63-64
Jake Carter	1950
Dean Cassell	1947-48-49-50
<b>Mike Cavasinni</b>	<b>2006</b>
Jim Chamberlain	1971-72-73
Brian Chandler	1985-86-87
Scott Chandler	1992
Emmett Cheek	1947-48
Thad Chrismon	1992-93-94-95
Roy Clark	1978-79
John Cleetwood	1980
Johnny Clements	1950
Jeremy Cleveland	2001-02-03
Bruce Coats	1951-52
Steve Coats	1976-77
Buddy Cohoon	1964-65-66



A gathering of Carolina's College World Series second basemen: Vaughn Bryson (1960), Mike Fox (1978), Dave Arendas (1989) and Garrett Gore (2006).

Don Coker	1958
Tim Collins	1975
Crandell Coltrane	1993-94-95-96
Ross Cook	2003-04-05
Tommy Cooper	1956
Chris Cornacchio	1986-87-88-89
Craig Corrado	2004-05
Lester Couch	1949
Bobby Cox	1962-63-64
Chris Cox	1990-91-92-93
Jay Cox	2004-05-06
<b>Matt Cox</b>	<b>2006</b>
Milford Cox	1962-63
Ron Cox	1969-70-71
Doc Cranford	1947
Numie Cranford	1948-49
Larry Craver	1958-59-60
Charles Cross	1957
Bruce Crump	1958-59-60

Tom Daily	1981-82
Dave Dale	1959
Fred Dale	1952-53-54
Fred Dale	1973
<b>Matt Danford</b>	<b>2003-05-06</b>
Mike Daniel	2003-04-05
Bill Dannemann	1963-64-65
John Dannemann	1971-72-73-74
Manny DaSilva	1992-93-94
Jonathan Davidson	1991-92
Kevin Davidson	1996-97-98
Don Davis	1974-75
Jerry Davis	1963-64-65
Blaine Deabenderfer	1985
Julian Dean	1996-97
Shawn Dean	1980-81-82-83
Bob Deaton	1959-60-61
Chris DeFranco	1985-86-87-88
Len Dellolio	1960-61-62
Danny Denton	1969-70
Derrick DePriest	1997-98-99-2000
Jimmy DeRatt	1972-73-74
Monte DeRatt	1977-78-79
Paul Devlin	1984-85-86-87
Bo Dickerson	2001-03-04
Vincent DiLorenzo	1947-48
Tom Donaldson	1968-69-70
Gregg Donohue	1997
Jim Dougherty	1987-88-89-90
Gordon Douglas	1983-84-85-86
Dave Droschak	1981-82
Jim Dunlap	1969-70
Bo Durkac	1992

Ryan Earey	1998-99-2000
Jeff Edmonds	1986-87-88
Joe Eldridge	1949-50
Bud Ellerbe	1960
Matt Ellington	2004-05
Bob Elliott	1968-69-70-71
Chris Elmore	1997-98-99-2000
Bill Estes	1966-67-68
Steve Estroff	1988-89-90-91
Lindsey Ethridge	1974-75
Ott Evans	1947-48

<b>Mike Facchinei</b>	<b>2005-06</b>
<b>Brian Farrell</b>	<b>2006</b>
Sean Farrell	2000-01-02-03
Pete Farrior	1962
<b>Tim Federowicz</b>	<b>2006</b>
Rich Fernandez	1988-89-90-91
Hector Ferrar	1991-92
Billy Figulski	1996-97-98-99
B.J. Finnerty	1996-99-2000
<b>Chad Flack</b>	<b>2005-06</b>
Mike Flanagan	1966-67
Dick Fleming	1963-64-65
Dave Floyd	1958-59
Jeremy Flythe	1998
Mike Fox	1976-77-78
Dee Frady	1959-61-62
Peter Franklin	1970-71-72-73
Tom Frazier	1977
Howard Freiling	1985-86-87
<b>Reid Fronk</b>	<b>2005-06</b>
Lindsey Frost	1958-60
Will Frye	1953-54-55

Andy Gale	2005
Bill Gallagher	1979-82-83
Frank Gallagher	1963
Ed Gaston	1949-50-51
Tom Gavin	1986
P.J. Gay	1977-79-80
Greg Gazella	1985
Fred Gianiny	1971-72-73-74
Les Gilliland	1956
Jack Gillis	1969-70-71
Tom Gillis	1971-72-73
Tyrell Godwin	1998-99-2000
Gil Gonzalez	1995
Stan Goodman	1949
<b>Garrett Gore</b>	<b>2006</b>
Kevin Govan	1996-97
Grant Grasmick	1972
Connie Gravitte	1952-53-54-55
Kurt Green	1990
Adam Greenberg	2000-01-02
John T. Gregory	1947-48
Kreg Gresham	1988-89
Gerald Griffin	1958-59-60
Mark Griffin	2002-03-04
Phil Griffith	1978-79
Rich Griffith	1990-91
Richie Grimsley	1995-96-97-98
Michael Gross	2001-02-03-04
Keith Grunewald	1991-92-93
Charlie Gurganus	1949-50
Bobby Guthrie	1971-72-73-74

Kevin Haeberle	1975-76-77
Duke Hale	1975-76
Lacy Hall	1954
Morris Hall	1955-56
Jim Hamilton	1947-48
Ben Hammett	1958-59-60
Shayne Hammond	1980
Chris Hamrick	1993
Tommy Hamrick	1972
Gene Hanna	1954

# Carolina Baseball Letterwinners Since 1947

Ben Harding	1958-59
Mal Harding	1954-55
Carter Harrell	2002
Chuck Hartman	1955-56-57
Tom Hawkins	1993-94
Billy Hawks	1953
Bill Haywood	1963-64
Jim Hayworth	1947-48
Eric Henderson	2000
J.D. Henderson	1978-79-80-81
Bob Henning	1951-52-53
Mark Herring	1950-51-52
Skeet Hesmer	1950-51-52
Sammy Hewitt	2003-04
Mickey Hickerson	1970-71-72
Don Hill	1955-56-57
Eddie Hill	1968-69-70
Garry Hill	1967
Ivalee Hill	1955-56-57
Fred Hirsch	1958
Jim Hobbs	1948
Will Hobbs	1947-49-50
Casey Hoch	1993-94
Chad Holbrook	1990-91-92-93
Lew Holcomb	1961
Russell Hollers	1959-60-62
Lotes Holmes	1950
Bruce Holt	1952-53-54
Bobby Honeycutt	1988-89
Roger Honeycutt	1957-58
Michael Hoog	1987-88-89-90
Ed Hooks	1952-53-54
Clay Hooper	1996-97-99-2000
Chris Horne	1976-77
<b>Josh Horton</b>	<b>2005-06</b>
Jonathan Hovis	2003-04-05-06
Michael Horney	1996-97-98-99
Joe Howard	1974-75
Jason Howell	2001
Ryan Howison	1987-88-89
Jeff Hubbard	1981-82-83-84
Marshall Hubbard	2004
John Hubble	1965-66
Jim Hudock	1960
Dick Hudson	1955-56-57
Ronnie Huffman	1981-82
Scott Hughes	1989-90-91-92
Heyward Hull	1961-62-63
Skip Hull	1967-68-69
Bob Hume	1964-65-66
Bob Hundley	1962-63-64
Larry Husted	1995-96
Chris Iannetta	2002-03-04
Matt Iannetta	2005-06
Bernie Isgett	1962-63
Ryan Jackson	1988-89
Mike Jedziniak	1983-84-85-86
Larry Jenkins	1961-62-63
Mike Jerzembeck	1993
<b>Benji Johnson</b>	<b>2005-06</b>
Billy Joe Johnson	1955-56
Bob Johnson	1954
Clay Johnson	1975-76-77-78
Jay Johnson	1991-92-93-94

Johnny Johnson	1958-59
Scott Johnson	1983-84-85-86
Early Jones	1974-75-76
Frank Jones	1947-48
Mitch Jones	1993-94-95-96
Jay Jordan	1988
Stuart Jump	1982-83
Chris Kahler	1981-83
Adam Kalkhof	2003-04-05
Brett Kaplan	1994-95-96-97
Greg Karpuk	1982-83-85
Art Katz	1963
Bob Kaufman	1964
Ken Keller	1953-54-55
Jim Kelley	1947-48
Brian Kelly	1992-93
Mark Kenney	1968
Tom Kennedy	1972-73-74
Art Kilpatrick	1958-59
Jason King	2000-01-03
Mark Kingston	1989-90-91-92
David Kirk	1978-79-80
Tim Kirk	1983-84-85-86
Tommy Kirkman	1965-66
Larry Kiser	1968-69-70-71
Chris Knepp	1973-74-75-76
Mike Knowles	1965-66
Tim Koch	1982
Todd Kopczynski	1985-86-87
John Kouri	1961-62
Mike Kowalski	1983
Merle Kruer	1963-64
Pete Kumiega	1980-81-82-83
Alan Kunkel	1998
Chris Kupec	1974
Rudy Kurinsky	1950
Chris LaMarsh	1996-97-98-99
Ed Lamb	1949-50
Delon Lambert	1956
Tom Lampman	1965-66
Doug Lanham	1968-69-70-71
Mike Lanier	1989-90
Nate Lape	2006
Bobby Larrabee	1985
Chris Lauria	1985-87-88
Jack Leachman	1971-72-73
Bill Lee	1974-75-76
Jim Legette	1957
Greg Leighton	1975
Dave Leisten	1994
Dave Lemonds	1968
Ron Lemonds	1967-68-69
Beattie Leonard	1964-65-66
Brandon Leonard	2001-02
Nolan Leonard	1966-67
Donnie Leshnock	1990-91-92
Jesse Lewis	1987-88-89
Don Lewis	1956-57
Geoff Lewis	1992-93
Glenn Liacouras	1983-84-86
Gene Link	1965
Brad Lloyd	1977-78-79
Harry Lee Lloyd	1952-53-54-55
George Lockhart	1962

Scott Lodgek	1987-88-89
Al Long	1952-53-54-55
Bill Lore	1951-52-53
Dave Loughlin	1961
Jim Love	1955-56
John Lovingood	1987
Dwight Lowry	1977-79-80
Dale Lydecker	1972-73-74

Spurgeon Mackey	1972
Jay MacMillan	1991-92-93-94
Jay Madeira	1997-98-99-2000
Chris Madonna	1993-94
Frank Maney	1989-90-91-93
Greg Mangum	2002-03-04-05
Derek Manning	1989-90-91-93
Scott Manshack	2001-02-03-04
Chris Maples	1999-2000-01-02
Don Marbry	1952-53-54
John Marshall	1982
Kevin Martin	1994
Brack Massey	2004
Cookie Massey	1993-94
Ryan Mathews	1999-2000
Jay Matthews	1984-85
Jack Maulsby	1954-55
Tom Maulsby	1954-55-57
Ron Maurer	1987-88-89-90
Scott McAllister	1995-96-97
Matt McCay	1999-2000
Mitch McCleney	1980-81-82-84
Dante McDowell	1992
Tim McGee	1982-83-84
Bill McGinn	1949-50-51
Steve McGuire	1982-84-85
Robbie McIver	1993-94-95-96
<b>Mike McKee</b>	<b>2006</b>
Mark McKinney	1978
Mike McLaughlin	1964-65-66
Rand McNeal	1973-74
<b>Matt McNichol</b>	<b>2006</b>
George McRae	1966-67-68
Clem Medley	1967-68-69
Bernie Menapace	1976-77
Chris Mench	1982-83
Doug Merritt	1993-94
Mike Merritt	1972-73-74-75
Ronnie Merritt	1974-75
Matt Merullo	1984-85-86
Rob Miano	1998-99
Andrew Miller	2004-05-06
David Miller	1993-94
Mike Miller	1989
Paul Miller	1972
Larry Mills	1966
Jack Mitchell	1956
Chuck Moore	1973
Daniel Moore	2001-02-03
Guy Moore	1956
Jim Mooring	1961
Joe Morgan	1952-53-54-57
Mike Morton	1994
Joe Mosier	1953-54
John Motsinger	1951-52-53
Wes Moyer	2001-03-04-05
Dan Moylan	1998-99-2000
Steve Mrowka	1986-87
Bob Mulligan	1984-85
Sean Murphy	1994-95
Dave Murr	1960-61-62
David Murray	1951
Bill Musser	1978-79-80

Mitch Nance	1977
Larry Neal	1961-62
Jerry Nester	1958-59
Tom Nevin	1987-88-89
Todd Nichols	1987-89-90
Russ Niller	1970-71-72-73
Kyle Noone	1992
Greg Norris	1977-78-79
Nolan North	1990
Ferg Norton	1959-60-61
Rodney Nye	1997

Mike Ochal	1980-81
Dale Odon	1990-91
Carson Oldham	1956-57-58
Jon O'Leary	1983-84
Charles Overman	1950

Harvey Page	1950-51
Bobby Paller	1954-55
James Parks	1978-79-80-81



Dozens of Carolina baseball letterwinners gathered last February to help kick off the fundraising for the Boshamer Stadium renovation.

# Letterwinners Since 1947 Carolina Baseball

John Parks	1968
Bill Paschall	1973-74-75-76
Roger Paschal	1950-51-52
Greg Pavlick	1970-71
Joe Pazdan	1951-52-53
Matt Peluso	1985
Bryan Phillips	2002-03-04-05
<b>Joe Pietropaoli</b>	<b>2006</b>
Chris Pittaro	1980-81-82
Alton Pons	1959
Dave Pope	1961-62-63
Paul Poplin	1997
Joey Popovich	1999-2000-01
Chalmers Port	1951-52-53
Josh Potter	1993-94-95-96
Brad Powell	1982-83-85
Dedric Powell	1989
Durwood Powell	1972-73-74
Dick Prindle	1963-64-65
Rusty Prindle	1969-70-71
Joe Proctor	1950-51
Chad Prosser	2000-01-02-03
<b>Luke Putkonen</b>	<b>2006</b>
Steve Rackley	1974-75-76
Kevin Radey	1995-96
Justin Raniszkeski	1993-95-96-97
Terry Ratchford	1970
Jim Raugh	1955-56-57
Bob Reagan	1963-64-65
Geoff Redgrave	1982
Tom Reed	1982-83-85
Jack Rees	1960-61-62
Bill Reeves	1950-51-52
Joe Reto	1980-81
Wes Reynolds	1998-99
Bobby Rhodes	1999
Jim Rhodes	1969-70-71-72
Robert Rhodes	1968-69
Brian Rice	1981
John Richards	1967-68
Corey Richardson	1995-96-98-99
Cy Richardson	1988-90-91-92
Tom Robbins	1965-66-67
Brian Roberts	1997-98
Drex Roberts	1981-83
Franklin Roberts	1980-81
Joe Roberts	1976
Mike Roberts	1969-70-71-72
Ralph Roberts	2001
Bill Robnison	1983-84-85-86
Dennis Robinson	2001
Frank Robinson	1947-48
Greg Robinson	1978-79
Pete Rose	1962
John Rosengren	1991
Jim Rouse	1977-78-79-80
Josh Rowell	1995-96
Pres Ruddell	1969-70
John Rudisill	1968-69-70
Brandon Russell	2001
Rip Ryan	1947-48-50
Don Saine	1956-57
Tommy Saintsing	1958-59-60
L.E. Sawyer	1966-67
Jim Searce	1953-54
Kip Schaefer	1993-94
Henry Schacht	1950-51
Greg Schuler	1980-81-82-83
Brandon Scott	1999
Craig Scott	1988-89

Scott Senatore	2001-02-03-04
John Senter	1948-49-50-51
Jeremy Sessoms	1995-96-97
Eric Severance	1995-96
John Shaw	1964-65-66
Adam Shearin	2000
Jarrett Shearin	1996-97-98-99
Aaron Sheffield	2000
<b>Kyle Shelton</b>	<b>2005-06</b>
John Sheppard	1985
Joe Shook	1956-57
Craig Shumock	1979-80
Matt Shuey	1991
Paul Shuey	1990-91-92
Carlyle Sitterson	1968
Antawan Smith	1995-96
Ben Smith	1950-51-52
Blaine Smith	1977-78-79
Jerry Smith	1988-89-90
Lee Smith	1973
Mark Smith	1998
Pat Smith	1993
Tim Smith	1994
Ryan Snare	1998-99-2000
Kyle Snyder	1997-98-99
Jud Spainhour	1962
Jim Speight	1962-63-64
Matt Spencer	2005-06
Barney Spooner	1980-81-82
<b>Bryan Steed</b>	<b>2004-05-06</b>
Ethan Stein	1994-95-96
Tom Stevens	1950-51-52
Buster Stevenson	1947
Dough Stimson	1958
Art Stone	1955-56
Chip Stone	1966-67-68
Jim Stone	1984-85-86-87
Michael Stoner	1995-96
Brad Storie	1973-74-75
Johnnie Stott	1959-60-61
Rob Stover	1998
John Stowe	1951-52-53
Tim Straub	1986-87
Buddy Strauss	1956
Steve Streater	1979
Al Sukut	1993
B.J. Surhoff	1983-84-85
Hoover Surles	1950
Paul Swing	1960-61-62
Danny Talbott	1965-66-67
Matt Tanner	2000
Dick Tarlow	1960
Alvin Taylor	1984-85-86-87
Bill Taylor	1963-64-65
Tennant Teeter	1966
Scott Tharrington	1994
John Thoden	1987-88-89
Charlie Thomas	1966-67-68-69
Rodney Thompson	1965-66-67
Bob Thomson	1975-76-77
Jim Thrift	1982-83
Buddy Tilden	1962-63
Gary Tilley	1968
Hanes Torbett	1994-95
Doug Torborg	1984-85-86-87
Andy Tranavitch	1949
Andrew Tranavitch	1947-48
David Trautwein	1985-86-87
Mike Traynor	1962
<b>Tyler Trice</b>	<b>2005-06</b>
Ken Turner	1984-85-86-87
Mike Vannoy	1967
Sid Varney	1947-48-49
Darren Villani	1988-89-90-91
John Vitasek	1950
Bob Wacker	1961-62
Blair Waggett	2003-04-05
Bart Walker	1999-2000-01
Danny Walker	1964-65-66
Bud Wallace	1951
Jim Wallace	1995-96-97
Byron Ward	1990
Don Ward	1949
Greg Ward	1970
Walton Ward	1965
Bill Wardle	1973
<b>Adam Warren</b>	<b>2006</b>
Nicky Warren	1960-61
Randy Warrick	1976-77
Paul Warzocha	1987-88
Butch Watts	1966

Jim Waugh	1977
Eddie Waynick	1981
Adam Weaver	2003
Justin Webb	2002-03-04-05
Walt Weiss	1983-84-85
Bob West	1961
Neil Wester	1967-68
Joe White	1963
Wayne White	1951-52-53
Dan Whiteheart	1950
Davis Whitfield	1992
Brian Whitlock	1995-96
George Whitted	1947-48-50
Dick Wiess	1950-51-52
Dave Wilday	1962
Mike Wilkerson	1974-75
Todd Wilkinson	1981-82-83-84
Paul Will	1984-86
Ken Willard	1963-64
Spencer Willard	1962-63-64
Bobby Williams	1953-54
Roger Williams	1983-84-85
<b>Seth Williams</b>	<b>2005-06</b>
Brian Willman	1992-93-94-95
John Wilson	1968-69-70-71
Matt Wilson	1976-77-78
Scott Wissel	1993-94
Dickie Witt	1972-73-74
A.Z. Wood	1951-52
Bruce Wood	1980-81
Brad Woodall	1988-89-90-91
<b>Robert Woodard</b>	<b>2004-05-06</b>
Jack Woods	1954-55-56
Ronald Woodward	1965
Matt Wooten	1988-89-90-91
<b>Rob Wooten</b>	<b>2005-06</b>
Harold Workman	1958-59-60
Tom Wright	1962-63-64

John Yancey	1967-68-69
Charlie Yelverton	1954
Sonny Yelverton	1953
A.Y. Yoder	1994-95-96-97
David Young	1992-93
Wayne Young	1958-59-60
Chase Younts	2002-03-04-05

Tom Zachary	1954-55
Roland Zagnoli	1952
Zack Zuercher	2003

## STUDENT MANAGERS SINCE 1947

Student managers have been a key part of the success of the Diamond Heels throughout the history of the program. All former players and coaches are forever indebted to the student managers for their years of service. This list has been compiled from several sources. For corrections and additions please email johnmartin@unc.edu.

William Aldred, Jr.	1956, 1958	Julian McCracken	1975-77
Bob Askew	1977	Bobby Murphy	2004
Matt Baratta	1985	David Nance	1949
Benjamin Berry, Jr.	1952	William Suttle	1954-55
Carroll Berry	1962	Patrick Pait	2004
Francis Bourne III	1968-70	Nicholas Sisson	2004
Jeff Bradley	1984	Ted Southern	1988-90
William Brake, Jr.	1962	Ray Stott	1985-87
Grady Britt, Jr.	1964-65	Blake Thomas	1961
William Buffaloe	1948	Alexander Treadwell	1965-66
John Cole	1988	Oscar Walker	1957
Dillon Conner	2006	John Weeks	1951
Thomas Cordle, Jr.	1959		
Michael Craig	1963-64		
Roy Dickinson	1950		
James Dillard	2005		
Rob Dougherty	2002		
Kelly Edwards	1992		
Bobby Evans	1988		
Travis Everett	1997-2001		
Jeremy Flythe	1999		
Kevin Fox	1999		
Donald Hamilton	1953		
Elizabeth Hartel	1989-90		
Don Hayes	1960		
Stan Hughes	1987-88		
Andy Houser	2002-04		
Brandon Leonard	2001		
Tyson Lusk	2006		
Craig Kaufmann	1994-97		

## CAROLINA OLD LEAGUERS

The Carolina Old Leaguers is a group of former UNC baseball monogram winners whose primary goal is to encourage support of the University and the Tar Heel baseball program. The Old Leaguers have established an endowed scholarship for baseball in honor of former head coach Walter Rabb and in memory of his wife Amy.

The Old Leaguers meet annually on a fall weekend in Chapel Hill where they play golf, attend a football game and have a lunch picnic at Boshamer Stadium. It's always a great opportunity to mingle and see old friends.

Please contact Dave Arendas in the UNC Baseball Office by phone (919-962-2351) with address changes or information.

# Carolina Baseball Year-By-Year Results



Left: The 2006 Tar Heels set school records for overall wins, ACC wins and home wins.

## KEY

- From 1954-1972, the ACC Championship was determined by regular season competition. Since 1973, the ACC champion has been determined by tournament play, with the exception of 1979 when no tournament was held.
- ACC Finish reflects regular season finish.
- \* Years in which Carolina won the ACC Tournament.

Year	W-L-T	Pct.
1867	1-0	1.000
1868-90	No Team	
1891	1-2	.333
1892	4-1	.800
1893	4-3	.571
1894	10-4	.714
1895	6-4	.600
1896	10-1	.909
1897	4-7-1	.375
1898	9-3-1	.730
1899	12-2	.857
1900	9-1-1	.864
1901	11-4-2	.701
1902	7-6	.538
1903	13-2-2	.824
1904	5-8	.385
1905	12-6	.667
1906	9-7-1	.559
1907	10-9-2	.524
1908	12-9	.571
1909	19-5	.792
1910	17-9	.654
1911	15-7	.682
1912	11-7	.611
1913	7-11	.389
1914	8-11-1	.425
1915	12-4	.750
1916	7-11	.389
1917	10-6	.625
1918	7-6	.538
1919	11-7-2	.600
1920	8-9-2	.474
1921	17-3-2	.818
1922	19-2	.905
1923	11-8-2	.571
1924	9-14	.391
1925	14-10	.583
1926	9-16	.360
1927	14-8-1	.630
1928	13-9	.591
1929	16-6	.727
1930	13-12	.520
1931	16-4-2	.773
1932	11-8	.579
1933	15-7	.682
1934	21-2	.913
1935	8-14	.364
1936	6-10	.375
1937	12-9-1	.568
1938	14-6	.700
1939	11-7	.611
1940	17-6	.739
1941	15-6-1	.705
1942	17-5	.773
1943	13-4	.765
1944	9-12	.429
1945	13-11	.542
1946	15-13	.536
1947	15-11-2	.571
1948	21-9-1	.694
1949	20-9-2	.677
1950	16-18	.471
1951	16-10	.615
1952	18-10	.643

Year	W-L-T	Pct.	ACC W-L-T	ACC Pct.	ACC Finish
1954	14-11	.560	7-8	.467	5th
1955	12-12	.500	8-5	.615	3rd
1956	12-10-1	.544	9-4	.678	3rd
1957	15-10	.600	9-5	.643	2nd
1958	19-8-1	.696	11-4	.733	2nd
1959	17-7	.708	9-6	.643	2nd
1960	22-7	.758	11-3	.786	1st
1961	15-7	.683	10-4	.714	2nd
1962	8-14	.364	4-10	.286	8th
1963	20-9	.690	9-5	.643	3rd
1964	24-7	.774	14-0	1.000	1st
1965	14-15	.483	6-8	.429	5th
1966	21-13	.618	12-2	.857	1st
1967	19-8-1	.696	8-5	.607	4th
1968	21-12	.636	12-6	.667	3rd
1969	23-11	.676	14-4	.778	1st
1970	12-20	.375	7-13	.350	7th
1971	13-19	.406	7-7	.500	4th
1972	23-9	.719	10-5	.667	2nd
1973	11-15	.423	5-7	.417	4th
1974	22-8-1	.726	9-3	.667	2nd
1975	17-19	.472	4-7	.400	4th
1976	19-17	.528	8-4	.667	3rd
1977	18-17	.514	6-6	.500	4th
1978	38-17	.691	9-3	.750	2nd
1979	33-16-1	.670	7-5	.583	3rd
1980	39-17	.696	11-1	.917	1st
1981	38-15	.717	6-7	.462	6th
1982	29-27	.518	7-5	.583	2nd *
1983	42-10	.808	10-2	.833	1st *
1984	44-13	.772	12-2	.857	2nd *
1985	40-17-1	.698	9-4-1	.679	3rd
1986	33-22	.600	7-7	.500	4th
1987	31-22	.585	13-7	.650	3rd
1988	34-27	.557	10-11	.476	5th
1989	41-18-1	.695	15-4	.789	1st
1990	51-14	.785	17-4	.810	1st *
1991	36-23	.610	10-10	.500	4th
1992	31-27	.534	8-16	.333	7th
1993	43-20	.683	13-10	.565	4th
1994	34-21	.618	10-13	.435	6th
1995	39-23	.629	14-10	.583	4th
1996	33-25	.569	11-13	.458	5th-tied
1997	29-31	.483	6-18	.250	8th
1998	42-23	.646	13-10	.565	5th-tied
1999	41-18	.695	13-11	.542	4th
2000	46-17	.730	12-12	.500	5th
2001	31-26	.544	9-15	.375	6th
2002	43-21	.672	17-7	.708	3rd
2003	42-23	.646	13-11	.542	5th
2004	43-21	.672	14-10	.583	4th-tied
2005	41-19-1	.680	17-10-1	.625	5th
2006	54-15	.783	22-8	.733	1st (Coastal Division)
<b>Totals</b>	<b>2286-1332-37</b>	<b>.631</b>	<b>544-377-2</b>	<b>.590</b>	

# Carolina In The ACC Carolina Baseball

## YEARLY RECORDS VERSUS THE ATLANTIC COAST CONFERENCE

Year	BC #	CU	DU	FSU @	GT %	MIA ^	MD	NCSU	USC *	UVA	VT ^	WFU	Total	Regular Season
1954		1-1	2-1				1-1	1-2	1-0	1-0		0-3	7-8	7-8
1955		1-1	2-1				1-1	1-2	2-0	1-0		1-1	9-6	8-5
1956		2-0	1-2	0-1			2-0	1-1	2-0	1-0		1-1	10-4	9-4
1957		1-1	1-1				1-1	2-2	2-0	2-0		1-1	10-6	9-5
1958		1-2	2-0				1-1	2-1	2-0	2-0	0-0-1	1-1	11-5	11-4
1959		1-2	2-1	1-0			2-0	3-0	1-1	2-0		0-2	11-6	9-6
1960		1-1	2-0				1-1	2-0	2-0	2-0		1-1	11-3	11-3
1961		2-1	1-1	0-1			1-1	2-0	2-0	0-2		2-0	10-5	10-4
1962		1-1	1-1	0-1			1-1	1-2	0-2	0-2	0-1	0-2	4-11	4-10
1963		1-1	1-1	0-1	1-0		1-1	2-0	2-0	1-1	2-0	1-1	9-5	9-5
1964		2-0	2-0	0-2			2-0	2-0	2-0	2-0	2-0	2-1	14-1	14-0
1965		1-1	1-1	1-0	0-2		1-1	1-1	1-1	1-1	1-2	0-3	6-9	6-8
1966		2-0	2-0	2-3	1-0		2-0	2-0	1-1	2-0	1-2	1-1	12-2	12-2
1967		0-2	1-1	1-2			1-1	2-0	1-1	2-0	2-0	3-0-1	10-5-1	8-5
1968		1-2	3-0		1-1		2-0	1-1	0-2	2-1	1-1	3-0	12-6	12-6
1969		2-1	3-0		1-0		1-0	1-1	3-0	3-0	1-2	1-2	14-4	14-4
1970		1-2	3-0	1-3			1-2	0-3	1-2	1-1	1-2	0-3	7-13	7-13
1971		2-0	1-2		0-1		0-2	2-1	0-2	1-1	0-2	2-0	8-6	7-7
1972		1-2	2-1		1-0		1-1	3-0		1-0	1-1	2-1	10-5	10-5
1973		0-2	1-1				1-1	0-2		2-0	1-0	1-2	5-8	5-7
1974		0-3	2-0				2-0	1-2		2-0	2-1	3-0	10-5	9-3
1975		1-3	1-1				0-1	0-3	0-2	2-1	0-1	2-0	6-9	4-7
1976		1-1	2-0			1-3	1-1	1-1	1-2	2-1	0-1	1-1	8-5	8-4
1977		0-2	2-0				1-1	2-1	2-1	1-1		0-2	6-7	6-6
1978		2-0	2-1				1-1	1-1	2-1	1-1	1-0	2-0	9-4	9-3
1979		0-2	2-0				2-0	1-1	1-1	1-1		1-1	7-5	7-5
1980		2-1	3-0		2-0		1-1	3-1	0-2	1-0		2-0	14-3	11-1
1981		1-3	1-2		2-0		2-1	1-2	2-2	0-1		2-0	9-9	6-7
1982		2-1	2-0		2-0	1-2	1-1	2-1		2-2		1-1	12-6	7-5
1983		1-1	3-0		1-1		3-0	1-1		3-0		2-0	14-3	10-2
1984		2-1	2-0		3-0		3-0	2-1	0-1	2-0		3-0	17-2	12-2
1985		1-2	2-0-1	1-2	2-0		2-0	0-2		1-2		2-0	10-6-1	9-4-1
1986		1-1	2-0		1-2		0-2	0-3	1-1	4-0		2-0	10-8	7-7
1987		1-3	4-0		0-3	1-2	3-0	2-2		3-0		2-1	15-9	13-7
1988		2-4	2-1		1-4		2-1	2-1	2-0	3-1		2-1	14-13	10-11
1989		2-3	3-0	0-1	2-1		1-0	3-1		3-0		3-1	17-6	15-4
1990		4-0	3-0	0-1	2-2		4-0	4-0		3-1		2-1	22-4	17-4
1991		0-3	3-0		2-1		2-1	2-1		2-2	2-0	0-4	11-12	10-10
1992		0-3	1-2	1-3	0-4		4-0	0-3		2-1		2-3	10-19	8-16
1993		1-3	2-1	0-2	1-2	1-0	2-1	3-2		3-0		3-1	15-12	13-10
1994		1-2	1-3	1-1	1-3		2-1	1-3		3-0		1-2	11-15	10-13
1995		1-3	3-0	2-2	3-1	0-2	2-1	0-3		3-0		2-2	16-12	14-10
1996		0-3	2-2	0-3	3-1		1-2	2-1		1-2		2-1	11-15	11-13
1997		0-3	1-2	0-3	0-4		3-1	0-4		2-1		2-2	8-20	6-18
1998		2-2	4-0	1-3	2-1	0-3	2-0	2-2	1-0	1-2		1-3	15-13	13-10
1999		1-2	3-0	0-3	1-3		2-2	1-2		3-0		2-1	13-13	13-11
2000		2-1	4-0	1-3	0-3	1-0	3-0	2-1		1-2		0-4	13-14	12-12
2001		1-3	1-2	0-3	2-1		1-2	2-1		2-1		0-4	9-17	9-15
2002		1-2	3-0	3-0	1-3	2-1	3-0	3-0	1-2	3-1		1-3	18-9	17-7
2003		2-2	3-0	2-2	1-3		3-0	1-3	0-2	1-2		2-1	15-13	13-11
2004		2-3	3-1	2-2	1-2	2-1	3-1	1-2	0-3	2-1		3-0	17-12	14-10
2005		1-2	3-0	0-4	2-1	0-2-1	3-0	1-2		3-0	1-0	3-1	17-12-1	17-10-1
2006	3-0	1-0	3-0	2-2	1-2	2-1	2-1	3-1		1-2	3-0	2-1	23-10	22-8
<b>ACC Total</b>	<b>3-0</b>	<b>63-91</b>	<b>112-33-1</b>	<b>15-36</b>	<b>39-48</b>	<b>2-3-1</b>	<b>91-39</b>	<b>81-74</b>	<b>25-10</b>	<b>96-38</b>	<b>4-0</b>	<b>81-67-1</b>	<b>612-440-3</b>	<b>544-377-2</b>
<b>Overall</b>	<b>3-0</b>	<b>71-93-1</b>	<b>165-90-2</b>	<b>22-54</b>	<b>47-57</b>	<b>12-18-1</b>	<b>118-51-2</b>	<b>144-117-1</b>	<b>58-33-1</b>	<b>165-91-4</b>	<b>43-22-2</b>	<b>145-117-4</b>		

"Regular Season" is official ACC record (does not include tournament games)

"ACC Totals" is overall record during the years each school was a member of the Atlantic Coast Conference

#Boston College began conference play in 2006

%Georgia Tech began conference play in 1980

@Florida State began conference play in 1992

^Miami and Virginia Tech began conference play in 2005

\*South Carolina was a member of the ACC from 1954-1970

### CAROLINA'S REGULAR SEASON ACC CHAMPIONSHIPS

Year	Coach	ACC	Pct.	Overall	Pct.
1960	Walter Rabb	11-3	.786	22-7	.759
1964	Walter Rabb	14-0	1.000	24-7	.774
1966	Walter Rabb	12-2	.857	21-13	.618
1969	Walter Rabb	14-4	.778	23-11	.676
1980	Mike Roberts	11-1	.917	39-17	.696
1983	Mike Roberts	10-2	.833	42-10	.808
1984	Mike Roberts	12-2	.857	44-13	.771
1989	Mike Roberts	15-4	.789	41-18-1	.692
1990	Mike Roberts	17-4	.810	51-14	.785
*2006	Mike Fox	22-8	.733	54-15	.783

ACC Tournament Championships - 1982, 1983, 1984, 1990

\*Denotes ACC Coastal Division championship

### LONGEST WINNING STREAKS VS. ACC TEAMS

Team	Games	Years	Team	Games	Years
Boston College	3	2006	Miami	1	2006
Clemson	4	three times	NC State	10	1958-62
( '55-'57, '60-'62, '90)			Virginia	11	1954-60
Duke	18	1982-88	Virginia Tech	4	2005-06
Florida State	3	2002	Wake Forest	8	1982-85
Georgia Tech	7	1982-85			
Maryland	9	1982-85			



# All-Time Results Carolina Baseball

## 1867 (1-0)

W 34-17 Raleigh

## 1891 (1-2)

**Coach:** Perrin Busbee

W 8-3 Trinity  
L 7-10 Wake Forest  
L 1-6 Virginia

## 1892 (4-1)

**Coach:** Perrin Busbee

W 14-1 Gilford College  
W 7-4 Oak Ridge  
L 3-13 Winston  
W 6-2 Davis School

## 1893 (4-3)

**Coach:** Perrin Busbee

W 17-5 Durham Ath. Asso.  
L 1-2 Vermont  
L 2-5 Vermont  
W 14-0 Oak Ridge  
W 23-6 Wake Forest  
L 2-5 Virginia  
W 9-3 Washington & Lee

## 1894 (10-4)

**Coach:** William R. Robertson

W 6-3 Durham Ath. Asso.  
L 4-7 Yale  
W 12-7 Lehigh  
W 6-1 Lehigh  
W 20-1 Durham Ath. Asso.  
L 6-7 Vermont  
W 10-3 Vermont  
W 6-1 Oak Ridge  
W 14-1 Richmond  
W 4-2 Virginia  
L 2-10 Virginia  
W 6-3 Richmond  
L 1-2 Lafayette  
W 6-5 Lafayette

## 1895 (6-4)

**Coach:** Jesse M. Oldham

W 4-1 Vermont  
L 3-17 Boston League  
L 1-9 Lafayette  
L 3-4 Lafayette  
W 6-3 Lafayette  
W 21-5 Franklin & Marshall  
W 12-1 Franklin & Marshall  
W 20-0 A & M College  
W 12-0 Oak Ridge  
L 0-7 Virginia

## 1896 (10-1)

**Coach:** Benjamin E. Stanley

W 9-4 Oak Ridge  
W 12-7 Oak Ridge  
W 18-9 Lafayette  
W 7-4 Lehigh  
L 8-10 Princeton  
W 8-4 Yale  
W 16-14 Hobart College  
W 12-10 Hobart College  
W 18-3 Mebane HS  
W 14-6 Virginia  
W 19-0 Washington & Lee

## 1897 (4-7-1)

**Coach:** Benjamin E. Stanley

W 19-0 Oak Ridge  
L 6-7 Virginia  
W 7-2 Wake Forest  
W 11-9 Lafayette  
W 6-3 Lafayette  
L 6-11 Pennsylvania  
L 5-6 Pennsylvania  
T 8-8 Lehigh  
L 4-7 Lehigh  
L 15-19 Yale  
L 2-9 Princeton  
L 4-10 Virginia

## 1898 (9-3-1)

**Coach:** William A. Reynolds

W 9-1 Bingham's School  
W 8-1 Oak Ridge  
W 6-0 Trinity  
W 28-1 Wake Forest  
W 7-1 Wake Forest  
L 9-19 Lafayette  
W 9-7 Lafayette  
W 20-0 Johns Hopkins  
L 0-9 Pennsylvania  
T 10-10 Harvard  
W 11-2 Oak Ridge  
L 4-9 Trinity College  
W 11-2 Trinity College

## 1899 (12-2)

**Coach:** William A. Reynolds

3/8 W 24-2 Horner School  
3/11 W 14-0 Bingham School  
3/15 W 14-1 Guilford  
3/22 W 11-0 Oak Ridge  
3/27 L 4-13 Lafayette  
3/28 W 5-2 Lafayette  
4/1 W 18-4 Lehigh  
4/3 W 7-5 Lehigh  
4/5 W 5-0 Lehigh  
4/19 w 15-1 Roanoke  
4/22 L 5-6 Maryland  
5/29 W 2-1 Georgia  
5/1 W 10-4 Mercer  
5/13 W 10-1 Georgia

## 1900 (9-1-1)

**Coach:** Robert B. Lawson

2/24 L 4-8 Oak Ridge  
3/27 W 13-7 Lafayette  
3/28 W 9-4 Lafayette  
4/2 W 6-0 Cornell  
4/7 W 6-3 Horner School  
4/14 W 6-4 Oak Ridge  
4/16 W 6-4 Tennessee  
4/17 W 10-0 Tennessee  
4/27 W 9-4 Georgia  
4/28 T 7-7 Georgia  
W 5-3 Maryland

## 1901 (11-4-2)

**Coach:** Ernest Graves

T 2-2 Lafayette  
W 4-3 Lafayette  
W 31-3 A&M College  
W 14-0 Clemson  
T 2-2 Clemson  
W 13-2 Lehigh  
L 2-13 Lehigh  
W 10-9 Cornell  
W 12-4 Georgia  
W 10-0 Georgia  
L 2-9 Virginia  
W 19-7 Maryland  
L 8-9 Maryland  
W 10-1 Georgia  
W 6-0 Georgia Tech  
W 40-4 Georgia  
L 6-11 Raleigh

## 1902 (7-6)

**Coach:** Edward M. Ashenback

W 20-0 Oak Ridge  
W 9-4 Lafayette  
L 5-10 Lafayette  
W 16-5 Clemson  
W 16-5 Lehigh  
W 7-2 Lehigh  
L 1-8 Cornell  
W 8-0 Georgia  
L 7-8 Virginia  
L 7-9 Virginia  
L 4-5 Richmond  
W 18-0 Birmingham  
L 1-11 Virginia

## 1903 (13-2-2)

**Coach:** John Curran

3/14 W 6-0 Bingham (Mebane)  
3/19 W 13-3 Oak Ridge  
3/23 W 3-2 Lafayette  
3/24 L 3-5 Lafayette  
3/27 L 1-4 Brown  
3/28 W 12-7 Brown  
4/3 W 7-6 Gettysburg  
T 9-9 Gettysburg  
4/9 W 4-3 Cornell  
4/10 W 2-0 Wofford  
4/18 W 9-0 South Carolina  
4/20 W 4-3 South Carolina  
4/29 W 10-3 Virginia  
4/30 T 15-15 Virginia  
5/1 W 13-1 Washington & Lee  
5/2 W 13-4 Georgetown  
5/9 W 4-1 Virginia

## 1904 (5-8)

**Coach:** John Donnelly

W 15-3 Bingham (Mebane)  
W 16-2 Oak Ridge  
L 8-11 Lafayette  
L 2-6 Lafayette  
L 6-7 Maryland  
L 0-7 Davidson  
L 2-3 Cornell  
L 2-9 A. & M.  
W 12-6 St. Albans  
W 20-7 St. Albans



The Carolina coaching staff with UNC alum Peter Gammons

W 18-3 Randolph Macon  
L 7-10 Virginia  
L 2-6 Virginia

## 1905 (12-6)

**Coach:** Robert B. Lawson

W 2-1 Guilford  
W 5-3 Wake Forest  
W 11-5 Wake Forest  
W 5-1 St. John's  
L 0-7 Lafayette  
L 2-3 Lafayette  
W 4-3 Oak Ridge  
L 3-0 Georgetown  
L 3-2 Navy  
W 5-3 Syracuse  
W 5-3 S.C. College  
W 18-8 S.C. College  
W 4-0 A.M. College  
L 0-1 A.M. College  
W 6-1 Virginia  
W 3-2 Virginia  
W 5-0 Virginia  
L 2-7 Georgetown

## 1906 (9-7-1)

**Coach:** Robert B. Lawson

W 18-1 Bingham, Mebane  
W 5-3 Lafayette  
W 7-3 Wake Forest  
L 8-1 Bingham, Asheville  
W 9-5 S.C. College  
W 19-0 S.C. College  
W 14-3 S.C. College  
W 7-6 St. John's College  
L 0-3 A&M College  
W 9-5 John's Hopkins  
W 6-1 Virginia  
L 0-9 Virginia  
L 6-7 Navy  
L 1-5 St. John's College  
L 1-4 Georgetown  
L 3-4 Virginia  
T 6-6 Guilford College

## 1907 (10-9-2)

**Coach:** Floyd Simmons

W 28-0 Bingham, Mebane  
W 5-3 Wake Forest  
L 1-2 Lafayette  
T 5-5 Lafayette  
W 2-0 Cornell  
L 2-8 Guilford  
L 1-2 Guilford  
L 0-2 Davidson  
L 5-8 Delaware  
T 0-0 Georgia  
W 1-0 Oak Ridge  
W 5-2 George Wash.  
L 6-7 George Wash.  
W 6-4 Virginia Tech  
L 1-5 Virginia  
L 2-5 Virginia  
L 0-6 Georgetown  
W 4-2 Wake Forest  
W 4-2 Bingham, Asheville  
W 8-1 William & Mary  
W 4-0 William & Mary

## 1908 (12-9)

**Coach:** Otis Stockdale

W 2-0 Bingham, Mebane  
L 2-3 Lafayette  
W 3-0 Lafayette  
W 3-1 Randolph-Macon  
W 5-2 Cornell

L 0-4 Guilford  
W 2-1 Virginia  
W 6-0 Dartmouth  
L 2-9 Dartmouth  
L 6-12 Villanova  
W 8-6 Villanova  
L 0-4 St. John's College  
L 1-2 Washington & Lee  
L 4-5 Virginia  
W 4-2 Delaware  
W 10-0 Delaware  
W 3-1 Roanoke  
W 3-0 Guilford  
L 5-14 Georgetown  
W 6-4 Navy  
L 2-4 Pennsylvania

## 1909 (19-5)

**Coach:** Otis Stockdale

3/13 W 3-2 Bingham (Mebane)  
3/20 W 3-0 Oak Ridge  
3/26 W 6-5 Elon  
3/29 L 0-1 Amherst  
3/30 W 7-6 Amherst  
4/1 W 3-0 Colgate  
4/2 L 1-3 Colgate  
4/3 W 6-2 Lafayette  
4/5 W 6-0 Lafayette  
4/8 W 3-2 Villanova  
4/10 W 6-5 Guilford  
4/12 L 6-15 Winston League  
4/13 W 6-4 St. John's  
4/14 W 4-3 Davidson  
4/15 W 2-3 Delaware  
4/16 W 12-4 Delaware  
4/19 L 1-3 Virginia  
4/21 W 4-1 Guilford  
4/23 W 4-1 Davidson  
4/30 W 7-6 Virginia  
5/3 L 2-14 Pennsylvania  
5/4 W 4-2 Georgetown  
5/7 W 9-1 Cent. U. of Ky.  
5/8 W 3-0 Cent. U. of Ky.

## 1910 (17-9)

**Coach:** Robert B. Lawson

3/14 W 6-2 Bingham School  
3/18 W 4-3 Oak Ridge M.A.  
3/23 W 17-5 Elon  
3/26 W 4-3 Davidson  
3/28 L 1-5 Lafayette  
3/29 W 7-1 Amherst  
3/30 L 0-1 Amherst  
3/31 W 3-0 Trinity (Hartford)  
4/1 L 0-1 Lafayette  
4/2 W 9-6 Lafayette  
4/4 W 5-2 Bingham School  
4/7 W 9-1 Hampden-Sydney  
4/8 L 3-4 Virginia  
4/9 L 2-6 Virginia  
4/15 L 3-4 Guilford  
4/16 W 9-6 Guilford  
4/19 W 1-0 Kentucky State  
4/21 W 9-5 Davidson  
4/22 W 3-0 Virginia  
4/23 L 0-1 Navy  
4/26 L 2-3 Washington & Lee  
4/27 W 5-1 Georgetown  
4/29 W 1-0 Wake Forest  
4/30 L 1-2 Wake Forest  
5/2 W 5-3 Central Kentucky  
5/3 W 8-3 Central Kentucky

## 1911 (15-7)

**Coach:** Charles M. Clancey

W 3-0 Georgetown

W 2-1 Davidson  
L 1-4 Davidson  
L 0-1 Virginia Tech  
W 1-0 Amherst  
W 15-2 Catawba  
W 5-4 Atlantic Christian  
L 1-4 Catholic  
W 1-0 Wake Forest  
W 2-0 Wake Forest  
L 1-3 Virginia  
W 1-0 Virginia  
W 1-0 Virginia  
W 3-2 Guilford  
W 4-1 Oak Ridge M.A.  
L 3-5 Winst-Salem Twins  
W 12-8 Winst-Salem Twins  
W 9-1 Washington & Lee  
L 3-4 Washington & Lee  
L 2-3 Lafayette  
W 8-2 Lafayette  
W 6-2 Lafayette

## 1912 (11-7)

**Coach:** Charles M. Clancey

W 6-1 Wake Forest  
L 1-2 Virginia  
W 10-3 Virginia  
L 0-4 Virginia  
W 4-0 Virginia  
W 7-2 Guilford  
L 4-5 Princeton  
W 1-0 Horner's School  
W 6-5 Georgia  
L 2-5 Georgia  
W 5-0 Randolph-Macon  
L 0-1 Navy  
W 8-2 Virginia Tech  
W 9-6 Virginia Tech  
L 3-5 Amherst  
W 11-10 Amherst  
W 3-0 Swarthmore  
L 2-3 Swarthmore

## 1913 (7-11)

**Coach:** Coach Bowers

W 4-1 Davidson  
W 11-1 Davidson  
L 2-5 Amherst  
W 5-1 Penn State  
L 4-7 Atlantic C.L.  
W 12-5 VMI  
W 8-2 VMI  
W 10-1 Trinity  
L 2-8 Wake Forest  
L 2-8 Wake Forest  
W 5-4 Virginia  
L 9-12 Virginia  
L 1-9 Guilford  
L 8-9 Washington & Lee  
L 4-5 Lafayette  
L 3-4 Lafayette  
L 6-7 N.C. A & M  
L 3-9 Princeton

## 1914 (8-11-1)

**Coach:** Earl Mack

L 0-5 Davidson  
L 1-6 Navy  
W 1-0 William & Mary  
T 4-4 Amherst  
W 2-0 Amherst  
W 3-2 Hampden-Sydney  
L 1-3 Catholic  
L 0-3 Penn State  
W 5-4 VMI  
L 2-5 W.V. Wesleyan

## Old Leaguers Golf Outing



W 14-5 West Virginia  
 W 2-1 Wake Forest  
 W 3-2 Wake Forest  
 L 0-2 Virginia  
 L 1-9 Virginia  
 L 1-6 Virginia  
 L 1-9 Guilford  
 W 9-0 Oak Ridge M.A.  
 L 2-3 Vermont  
 L 2-3 Princeton

### 1915 (12-4)

**Coach:** Charles A. Doak

W 1-0 Wake Forest  
 W 10-0 Wake Forest  
 W 10-4 Wake Forest  
 L 2-5 Virginia  
 W 8-5 Virginia  
 L 3-5 Virginia  
 W 7-2 Guilford  
 W 6-3 Oak Ridge M.A.  
 L 4-8 Princeton  
 W 5-0 Bingham School  
 W 6-0 South Carolina  
 W 7-3 Davidson  
 W 8-2 Navy  
 W 14-2 Elon  
 L 1-3 Amherst  
 W 13-0 VMI

### 1916 (7-11)

**Coach:** Charles A. Doak

L 3-8 Georgetown  
 W 6-1 Wofford  
 L 2-13 Navy  
 W 7-0 Delaware  
 W 3-2 William & Mary  
 W 18-4 Elon  
 L 3-4 Catholic  
 L 9-15 Penn State  
 W 11-3 W.V. Wesleyan  
 L 3-4 Wake Forest  
 L 0-3 Wake Forest  
 L 3-4 Wake Forest  
 L 3-8 Virginia  
 L 3-4 Virginia  
 L 1-2 Guilford  
 L 2-3 Oak Ridge M.A.  
 W 7-4 Washington & Lee  
 W 11-4 Richmond

### 1917 (10-6)

**Coach:** Bunn Hearn

L 5-6 Wake Forest  
 W 3-2 Virginia  
 W 2-0 Washington & Lee  
 L 2-4 Yale  
 W 4-3 Bingham School  
 L 1-5 Georgia  
 L 2-4 Georgia  
 W 5-0 Georgia  
 L 1-10 Georgia  
 W 16-0 South Carolina  
 W 3-0 Wofford  
 W 6-1 Wofford  
 W 8-4 Davidson  
 L 0-1 Davidson  
 W 11-5 W.V. Wesleyan  
 W 10-2 Haver Ford

### 1918 (7-6)

**Coach:** Bunn Hearn

L 1-3 South Carolina  
 W 4-2 South Carolina  
 L 0-2 Wofford  
 W 4-2 Wofford

W 10-0 Elon  
 L 1-18 Holy Cross  
 L 0-2 Camp Sevier  
 W 3-0 Virginia  
 L 0-4 Virginia  
 L 1-2 Virginia  
 W 7-6 Guilford  
 W 4-3 Oak Ridge M.A.  
 W 2-1 at Clemson

### 1919 (11-7-2)

**Coach:** William Lourcey

T 0-0 Trinity  
 L 4-7 Wake Forest  
 L 1-2 Virginia  
 T 3-3 Virginia  
 W 7-1 Virginia  
 L 4-11 Virginia  
 W 4-0 Oak Ridge M.A.  
 L 5-6 Washington & Lee  
 L 4-13 Johns Hopkins  
 W 5-0 South Carolina  
 W 4-3 Davidson  
 W 13-1 Randolph-Macon  
 W 5-0 Virginia Tech  
 W 4-1 Elon  
 L 1-4 Elon  
 W 8-3 Hampden-Sydney  
 W 7-4 Fort Bragg  
 W 2-1 N.C. State  
 W 4-1 Durham Bulls  
 L 0-2 Durham Bulls

### 1920 (8-9-2)

**Coach:** William Lourcey

W 3-2 Davidson  
 W 3-2 Davidson  
 L 2-4 Catholic  
 L 1-3 Swarthmore  
 L 5-6 N.C. State  
 W 9-0 N.C. State  
 W 6-2 N.C. State  
 W 1-0 Trinity  
 W 2-1 Trinity  
 L 1-8 Wake Forest  
 W 8-0 Wake Forest  
 L 3-4 Virginia  
 L 7-8 Virginia  
 T 3-3 Washington & Lee  
 L 3-5 Yale  
 L 1-2 Pennsylvania  
 T 3-3 Maryland  
 W 4-3 Maryland  
 L 8-9 Winst.-Salem Twins

### 1921 (17-3-2)

**Coach:** Bill Fetzer

T 3-3 Lynchburg  
 W 3-1 Florida  
 L 3-9 N.C. State  
 W 7-6 Fordham  
 W 3-1 CCNY  
 W 6-4 N.C. State  
 L 0-11 Georgetown  
 W 7-3 Davidson  
 L 5-9 Davidson  
 W 4-2 Trinity  
 W 6-2 Trinity  
 W 4-3 Wake Forest  
 W 6-4 Wake Forest  
 W 5-3 Virginia  
 W 7-3 Virginia  
 W 3-2 Virginia  
 W 4-2 Guilford  
 W 5-2 Washington & Lee  
 W 4-1 Maryland

T 3-3 Maryland  
 W 6-4 Swarthmore  
 W 7-1 VMI

### 1922 (19-2)

**Coach:** Bill Fetzer

W 9-5 Trinity  
 W 8-7 Trinity  
 W 2-0 Wake Forest  
 W 12-4 Wake Forest  
 W 6-0 Virginia  
 W 4-0 Virginia  
 W 7-0 Virginia  
 L 8-9 Washington & Lee  
 W 6-3 Washington & Lee  
 W 9-1 Washington & Lee  
 L 5-10 Maryland  
 W 9-6 Georgia  
 W 2-0 Davidson  
 W 7-4 Virginia Tech  
 W 3-0 Swarthmore  
 W 3-1 N.C. State  
 W 4-1 N.C. State  
 W 10-1 Lynchburg  
 W 15-1 CCNY  
 W 8-0 Furman  
 W 12-8 NYU

### 1923 (11-8-2)

**Coach:** Bill Fetzer

L 4-6 Lynchburg  
 T 3-3 Auburn  
 L 5-8 Alabama  
 W 14-5 Davidson  
 L 4-5 Navy  
 W 2-1 N.C. State  
 W 11-4 N.C. State  
 W 10-8 N.C. State  
 L 2-4 Trinity  
 W 5-3 Trinity  
 L 3-9 Wake Forest  
 W 13-6 Wake Forest  
 W 2-1 Virginia  
 W 12-3 Virginia  
 L 3-4 Virginia  
 T 8-8 Guilford  
 W 12-6 Maryland  
 L 1-9 Georgia  
 W 6-2 Mercer  
 L 3-9 at Georgia Tech  
 W 4-1 at Georgia Tech

### 1924 (9-14)

**Coach:** Bill Fetzer

W 1-0 Trinity  
 L 3-4 Trinity  
 L 3-10 Wake Forest  
 L 2-3 Wake Forest  
 W 7-4 Virginia  
 W 3-2 Virginia  
 W 13-9 Virginia  
 W 6-1 Guilford  
 W 9-5 Washington & Lee  
 L 2-11 Georgia  
 L 1-4 Georgia  
 L 2-6 Mercer  
 L 2-5 Mercer  
 L 6-7 Davidson  
 W 8-3 Virginia Tech  
 W 3-2 Elon  
 W 3-2 Hampden-Sydney  
 L 2-3 N.C. State  
 L 2-7 N.C. State  
 L 10-14 Durham Bulls  
 L 0-5 Alabama  
 L 2-6 Alabama

L 2-3 Lenoir-Rhyne

### 1925 (14-10)

**Coach:** Bill Fetzer

W 5-4 Lenoir-Rhyne  
 L 2-5 Duke  
 W 7-6 Duke  
 L 5-10 Duke  
 W 8-4 Georgetown  
 W 8-3 Davidson  
 W 6-2 Virginia Tech  
 L 4-5 Virginia Tech  
 W 20-5 Elon  
 W 14-5 Hampden-Sydney  
 W 6-4 VMI  
 L 5-7 N.C. State  
 L 5-8 N.C. State  
 L 1-2 Wake Forest  
 L 2-3 Wake Forest  
 W 8-6 Virginia  
 L 1-4 Virginia  
 L 1-2 Virginia  
 W 5-4 Guilford  
 W 3-2 Guilford  
 W 5-2 Washington & Lee  
 W 2-0 Maryland  
 L 2-14 Maryland  
 W 16-3 Maryland

### 1926 (9-16)

**Coach:** Duke Duncan

L 3-4 Wake Forest  
 L 4-11 Wake Forest  
 W 12-7 Wake Forest  
 L 4-7 Virginia  
 W 13-3 Virginia  
 L 2-6 Virginia  
 W 9-3 Guilford  
 W 11-10 Lehigh  
 L 1-6 Maryland  
 L 4-12 Georgia Tech  
 L 2-10 Georgia Tech  
 W 3-2 South Carolina  
 L 8-9 Davidson  
 W 13-4 Virginia Tech  
 L 4-5 Dartmouth  
 L 10-11 Elon  
 L 2-8 Elon  
 L 5-7 Catholic  
 L 7-8 N.C. State  
 L 2-8 N.C. State  
 L 6-7 N.C. State  
 W 16-3 Lynchburg  
 W 5-4 Duke  
 W 8-7 Duke  
 L 9-17 Duke

### 1927 (14-8-1)

**Coach:** Jim Ashmore

W 8-7 Elon  
 L 0-3 Penn State  
 T 2-2 Pennsylvania  
 W 6-1 Davidson  
 L 7-8 Duke  
 W 10-1 Duke  
 W 4-3 Wake Forest  
 W 10-7 Virginia  
 W 10-7 Hampden-Sydney  
 W 11-0 Davidson  
 L 4-7 Virginia Tech  
 L 8-9 at Georgia Tech  
 L 4-12 at Georgia Tech  
 W 4-1 Georgia  
 L 1-4 Georgia  
 W 3-0 Wake Forest  
 L 2-6 Virginia  
 W 11-10 Virginia  
 W 3-2 Wake Forest  
 W 6-4 Duke  
 W 6-2 N.C. State  
 W 3-1 N.C. State  
 L 1-3 N.C. State

### 1928 (13-9)

**Coach:** Jim Ashmore

3/26 W 11-2 at Elon  
 4/2 W 15-3 Maryland  
 4/3 W 3-2 Maryland  
 4/4 L 3-5 Pennsylvania  
 4/5 W 7-6 Pennsylvania  
 4/7 L 4-6 Washington & Lee  
 4/9 W 3-0 at Davidson  
 4/12 L 0-1 at Wash. & Lee  
 4/14 W 6-4 at Virginia  
 W 12-9 Maryland  
 W 7-0 VMI  
 4/18 W 4-1 Wake Forest  
 4/21 W 7-5 VMI  
 4/24 L 4-5 at N.C. State

4/25 L 1-12 Georgia  
 4/26 W 6-5 Georgia  
 5/5 L 1-13 Duke  
 5/11 L 3-5 Virginia  
 5/12 W 8-4 Virginia-1  
 5/17 W 5-3 at Wake Forest  
 5/19 L 5-7 at Duke  
 5/21 L 2-4 N.C. State  
 1-Greensboro, N.C.

### 1929 (16-6)

**Coach:** Jim Ashmore

3/25 W 12-9 Springfield  
 3/26 W 5-1 Springfield  
 3/29 W 9-5 Pennsylvania  
 4/1 W 4-2 Davidson-1  
 4/2 W 7-5 Penn State  
 4/3 L 3-12 Cornell  
 4/4 W 7-5 Washington & Lee  
 4/9 W 7-1 Maryland  
 4/12 W 6-4 at Maryland  
 4/13 W 5-4 at Virginia  
 4/17 W 8-2 at Virginia Tech  
 4/20 W 4-2 at VMI  
 W 7-5 W.V. Wesleyan  
 4/22 W 6-5 N.C. State  
 4/26 W 10-9 Virginia Tech  
 4/27 L 6-9 at Duke  
 5/7 L 3-4 at Wake Forest  
 5/10 W 6-4 Virginia  
 5/11 W 4-2 Virginia-2  
 5/17 L 5-8 Duke  
 5/20 L 3-5 at N.C. State  
 5/22 L 2-7 Wake Forest  
 1-Salisbury, N.C.  
 2-Greensboro, N.C.

### 1930 (13-12)

**Coach:** Jim Ashmore

3/27 W 18-7 Springfield  
 3/31 W 3-2 Cornell  
 4/1 L 8-10 Cornell  
 4/4 W 6-4 at Georgia  
 4/5 L 1-9 at Georgia  
 4/8 W 7-2 Maryland  
 4/11 L 1-14 at Maryland  
 4/12 W 8-5 at Virginia  
 4/14 L 2-10 at Wash. & Lee  
 4/14 L 6-7 at Wash. & Lee  
 4/15 L 3-9 at VMI  
 4/16 L 2-5 at Virginia Tech  
 4/22 W 9-3 at Davidson  
 4/23 L 0-7 Georgia  
 4/24 W 7-3 Georgia  
 4/25 L 4-9 Virginia Tech  
 4/26 L 5-14 Duke  
 5/3 L 8-7 Wake Forest  
 5/6 W 6-2 at N.C. State  
 5/7 W 3-1 South Carolina  
 5/9 W 12-1 Virginia-1  
 5/12 W 6-3 at Wake Forest  
 5/13 W 8-3 Davidson  
 5/17 L 2-15 at Duke  
 5/20 W 5-3 N.C. State  
 1-Greensboro, N.C.

### 1931 (16-4-2)

**Coach:** Jim Ashmore

3/30 W 11-5 Cornell  
 4/2 W 2-0 Pennsylvania  
 4/3 L 2-8 Washington & Lee  
 4/8 W 15-3 Princeton  
 4/10 W 4-2 at Maryland  
 4/10 W 8-4 at Maryland  
 4/11 W 6-1 at Virginia  
 4/13 W 8-7 at Wash. & Lee  
 4/14 T 5-5 at VMI  
 4/15 L 9-10 at Virginia Tech  
 4/18 T 11-11 Virginia Tech  
 4/21 W 3-2 at Wake Forest  
 4/25 W 3-2 VMI  
 4/25 W 6-2 VMI  
 4/29 W 7-4 Wake Forest  
 5/5 L 4-7 N.C. State  
 5/8 W 6-2 Virginia  
 5/9 W 15-4 Virginia-1  
 5/11 W 7-1 Davidson  
 5/16 L 4-8 at Duke  
 5/18 W 6-2 Duke  
 5/20 W 19-8 at N.C. State  
 1-Greensboro, N.C.

### 1932 (11-8)

**Coach:** Bunn Hearn

3/24 L 7-16 Jersey City  
 3/28 W 8-7 Davidson-1  
 3/29 W 4-0 Maryland  
 4/6 W 6-5 Durham Bulls  
 4/8 L 4-5 at Virginia

# All-Time Results Carolina Baseball

4/14 W 8-4 Durham Bulls  
 4/16 W 7-5 VMI  
 4/19 W 8-7 Raleigh Caps  
 L 2-8 Durham Bulls  
 4/23 L 2-6 Duke  
 4/26 W 14-5 Davidson  
 4/30 L 3-4 at Wake Forest  
 5/3 L 6-7 N.C. State  
 5/6 W 4-3 Virginia  
 5/7 W 9-6 Virginia-2  
 5/12 W 11-3 Virginia Tech  
 5/14 L 2-3 at Duke  
 5/16 L 2-7 Wake Forest  
 5/19 W 9-7 N.C. State  
 1-Winston-Salem, N.C.  
 2-Greensboro, N.C.

## 1933 (15-7)

**Coach:** Bunn Hearn  
 3/28 W 5-1 Washington & Lee  
 3/30 L 5-6 Michigan State  
 3/31 L 3-5 Michigan State  
 4/1 L 0-1 at Elon  
 4/7 W 9-1 at Virginia Tech  
 4/8 W 14-0 at VMI  
 4/10 W 2-1 at Wash. & Lee  
 4/14 W 5-3 Virginia Tech  
 4/15 L 3-4 Davidson-1  
 4/17 L 3-4 at Davidson  
 4/18 W 8-0 Maryland  
 4/25 L 7-8 Davidson  
 4/28 W 4-2 at Wake Forest  
 5/2 L 6-7 N.C. State  
 5/6 W 11-1 Virginia-2  
 5/9 W 3-0 Wake Forest  
 5/13 W 2-1 at Duke  
 5/15 W 12-0 at Georgetown  
 5/17 W 11-3 at Navy  
 5/18 W 4-0 at Randolph-Macon  
 5/20 W 7-1 at N.C. State  
 5/23 W 2-1 Duke  
 1-Winston-Salem, N.C.  
 2-Greensboro, N.C.

## 1934 (21-2)

**Coach:** Bunn Hearn  
 3/30 W 9-2 Washington & Lee  
 3/31 W 15-4 Davidson-1  
 4/2 W 13-5 at Davidson  
 4/6 W 6-1 at Virginia Tech  
 4/7 W 16-6 at VMI  
 4/10 W 3-1 at Virginia  
 4/14 W 6-0 Wake Forest  
 4/18 W 9-0 Davidson  
 4/21 W 3-1 Wilmington Pirates  
 4/21 L 3-8 Wilmington Pirates  
 4/25 W 9-7 Guilford  
 4/27 W 12-7 at Wake Forest  
 4/28 W 9-4 VMI  
 5/1 W 9-7 at N.C. State  
 5/4 W 16-3 Virginia  
 5/5 W 5-3 Virginia-2  
 5/11 W 7-1 Virginia Tech  
 5/14 W 6-2 at Randolph-Macon  
 5/16 W 4-1 at Navy  
 5/18 W 4-3 Duke  
 5/19 L 1-15 Duke-2  
 5/21 W 7-4 at Duke  
 5/23 W 8-4 N.C. State  
 1-Gastonia, N.C.  
 2-Greensboro, N.C.

## 1935 (8-14)

**Coach:** Bunn Hearn  
 4/5 L 3-4 at Davidson (11)  
 4/11 W 6-2 Wake Forest  
 4/13 W 5-2 N.C. State  
 4/16 L 2-6 Wake Forest-1  
 L 11-13 Leaksville Spray  
 4/19 W 7-3 Chath. Mfg. Co.-2  
 4/20 L 1-8 Chath. Mfg. Co.-2  
 4/24 W 6-5 Davidson  
 4/25 W 6-5 Davidson  
 4/27 L 1-3 at N.C. State  
 4/30 L 5-6 Wake Forest-3  
 5/2 L 2-3 at N.C. State  
 5/3 W 5-3 Virginia  
 5/4 L 0-4 Virginia-4  
 5/9 W 9-8 at N.C. State  
 5/11 L 2-7 at Duke  
 5/13 L 0-2 Wake Forest-5  
 5/17 L 0-4 Duke  
 5/18 L 1-14 Duke-4  
 5/22 L 0-7 at Richmond  
 5/24 L 5-7 at Maryland  
 5/25 W 11-8 at Navy  
 1-Lumberton, N.C.  
 2-Elkin, N.C.  
 3-Fayetteville, N.C.  
 4-Greensboro, N.C.

5-Raleigh, N.C.

## 1936 (6-10)

**Coach:** Bunn Hearn  
 3/27 W 10-5 Springfield  
 4/13 L 3-5 Richmond  
 4/14 L 5-7 Georgetown  
 4/18 L 1-3 at N.C. State  
 4/20 W 13-8 at VMI  
 4/21 L 8-9 at Wash. & Lee (10)  
 4/24 W 9-7 at Wake Frst (15)  
 4/27 W 3-2 at Davidson  
 5/1 W 14-2 Virginia  
 5/2 L 7-8 Virginia-1  
 5/5 L 5-7 N.C. State  
 5/6 L 5-7 Davidson  
 5/15 L 2-6 at Georgetown  
 5/16 L 2-8 at Maryland  
 5/18 W 7-6 at Duke  
 5/20 L 4-5 Duke  
 1-Greensboro, N.C.

## 1937 (12-9-1)

**Coach:** Bunn Hearn  
 3/27 W 4-1 Springfield  
 4/1 W 8-5 Michigan State  
 4/2 W 8-0 Washington & Lee  
 4/3 L 8-9 Richmond  
 4/8 W 8-4 at Virginia Tech  
 4/10 L 3-4 at VMI  
 4/12 L 6-7 at Davidson  
 4/14 L 5-6 at Wake Forest  
 4/16 W 10-2 VMI  
 4/19 W 18-2 Virginia Tech  
 4/20 W 6-2 William & Mary  
 4/23 L 0-5 N.C. State  
 4/27 W 3-1 Wake Forest-1  
 4/30 T 7-7 Virginia (11)  
 5/1 W 7-2 Virginia  
 5/6 W 8-1 Davidson  
 5/8 W 12-5 at N.C. State  
 5/11 W 7-6 Wake Forest  
 5/15 L 3-6 at Maryland  
 5/19 L 1-18 Duke  
 5/22 L 11-12 Duke-2  
 5/24 L 0-4 at Duke  
 1-Raeford, N.C.  
 2-Greensboro, N.C.

## 1938 (14-6)

**Coach:** Bunn Hearn  
 3/29 W 10-2 Richmond  
 4/4 W 4-1 Dartmouth  
 4/5 W 6-5 N.C. State-1  
 4/12 L 2-4 Wake Forest  
 4/14 W 10-5 at Virginia  
 4/15 W 7-6 at VMI (10)  
 4/14 W 14-1 at Wash. & Lee  
 4/20 W 7-6 N.C. State-2  
 4/23 W 12-9 at Wake Forest  
 4/26 W 11-6 Davidson  
 4/30 W 15-3 Virginia  
 5/4 L 3-8 N.C. State  
 5/6 W 7-5 Navy  
 5/7 W 10-8 at N.C. State  
 5/10 W 4-0 VMI  
 5/12 L 2-10 at Richmond  
 5/13 W 13-10 at Maryland  
 5/18 L 1-4 at Duke  
 5/21 L 8-10 Duke-3  
 5/23 L 3-5 Duke  
 1-Raeford, N.C.  
 2-Clinton, N.C.  
 3-Greensboro, N.C.

## 1939 (11-7)

**Coach:** Bunn Hearn  
 3/23 W 10-4 Springfield  
 4/4 W 16-2 Harvard  
 4/7 W 10-1 Cornell  
 4/8 W 4-1 at Davidson  
 4/11 W 12-5 N.C. State  
 4/13 W 19-7 at VMI  
 4/14 W 2-1 at Wash. & Lee  
 4/15 L 5-10 at Virginia  
 4/18 L 6-8 at Wake Forest  
 4/21 W 8-7 VMI  
 4/25 L 2-3 at Wake Forest  
 4/27 W 8-4 Davidson  
 4/29 W 16-4 Virginia  
 5/6 L 3-6 at N.C. State  
 5/9 W 19-2 Wake Forest  
 5/17 L 5-6 Duke  
 5/20 L 14-21 Duke-1  
 5/22 L 4-12 at Duke  
 1-Greensboro, N.C.

## 1940 (17-6)

**Coach:** Bunn Hearn  
 3/21 W 7-4 at May Hosiery

## The 1947 Tar Heels, Walter Rabb's first team



3/23 W 8-7 Maryland  
 3/26 L 8-9 Pennsylvania  
 4/1 L 5-6 Harvard  
 4/2 L 6-12 Cornell  
 4/5 W 15-12 Michigan  
 4/6 W 18-1 Washington & Lee  
 4/15 W 14-2 VMI  
 4/19 W 7-2 Davidson  
 4/25 W 6-3 at Virginia  
 4/26 W 2-0 at Maryland  
 4/27 W 2-1 at Navy  
 4/30 W 5-1 Wake Forest  
 5/2 L 3-4 at N.C. State  
 5/4 W 9-5 Virginia  
 5/7 W 12-8 N.C. State  
 5/9 W 14-4 at Davidson  
 5/11 W 10-4 at Clemson  
 5/13 L 3-6 at Wake Forest  
 5/15 W 26-3 at Duke  
 5/18 L 3-6 Duke-1  
 5/20 W 8-2 Duke  
 5/25 W 7-4 at Elkin  
 1-Greensboro, N.C.

## 1941 (15-6-1)

**Coach:** Bunn Hearn  
 3/21 W 13-4 at May Hosiery  
 3/22 W 12-4 at Hanes Hosiery  
 3/26 W 5-2 Springfield  
 4/2 L 2-4 Cornell  
 4/3 W 15-6 Washington & Lee  
 4/5 L 1-2 William & Mary  
 4/8 W 10-0 Davidson  
 4/11 W 9-5 at Wash. & Lee  
 4/12 W 12-3 at VMI  
 4/14 L 2-6 Michigan  
 4/15 W 5-3 Wake Forest  
 4/19 W 9-0 at Davidson  
 4/22 T 9-9 N.C. State  
 4/25 L 4-5 at Maryland  
 4/26 L 4-7 at Navy  
 4/29 W 2-0 at Wake Forest  
 5/3 W 8-6 Virginia  
 5/6 W 5-3 at N.C. State  
 5/10 W 14-7 Duke-1  
 5/12 W 6-4 Duke  
 5/14 L 1-6 at Duke  
 5/17 W 3-2 VMI  
 1-Greensboro, N.C.

## 1942 (17-5)

**Coach:** Bunn Hearn  
 4/1 W 4-2 Camp Lee  
 4/3 W 6-0 Maryland  
 4/4 W 7-0 Maryland  
 4/8 W 6-3 Virginia Tech  
 4/10 W 4-2 at Davidson  
 4/11 W 4-3 at Hanes Hosiery  
 4/13 W 12-1 South Carolina  
 4/15 W 4-1 at Wake Forest  
 4/17 W 5-4 N.C. State  
 4/20 L 7-11 at Burlington Bees  
 4/21 W 9-2 Morris Field  
 4/23 W 18-1 at Virginia  
 4/24 L 7-8 at Maryland  
 4/25 L 2-6 at Navy  
 4/28 W 4-1 Davidson  
 4/30 L 2-4 at Wake Forest  
 5/1 L 8-10 Fort Bragg  
 5/2 W 5-2 Virginia  
 5/5 W 6-5 Wake Forest  
 5/7 W 4-3 at N.C. State  
 5/9 W 5-4 Duke-1  
 5/12 W 3-2 Duke  
 1-Greensboro, N.C.

## 1943 (13-4)

**Coach:** Bunn Hearn  
 4/1 W 13-2 N.C. State  
 4/10 W 5-2 at N.C. State  
 4/13 W 6-2 Ch. Hill Pre-Flight  
 4/17 L 1-3 Ch. Hill Pre-Flight  
 4/18 W 5-2 Duke  
 4/21 W 15-4 Davidson  
 4/22 W 13-9 at N.C. State  
 4/23 W 9-6 at Burlington Mills  
 4/24 W 8-6 at Duke  
 4/26 W 20-5 at VMI  
 4/27 L 4-5 at Wash. & Lee  
 4/29 W 10-6 at Navy  
 5/1 L 8-10 Virginia-1  
 5/3 W 10-3 Duke  
 5/5 W 6-3 N.C. State  
 5/8 W 13-10 at Burlington Mills  
 5/10 L 4-9 at Duke  
 1-Greensboro, N.C.

## 1944 (9-12)

**Coach:** Bunn Hearn  
 4/12 W 11-8 Camp Butner  
 4/17 W 24-1 N.C. State  
 4/19 L 8-9 at Camp Butner  
 4/22 L 1-6 Ch. Hill Pre-Flight  
 4/26 W 5-3 at Navy  
 5/3 W 6-5 at N.C. State  
 5/8 W 10-5 Duke  
 5/10 L 1-9 at Ch. Hill Pre-Flight  
 5/11 W 4-2 at Seymour-Johns  
 5/13 W 9-3 N.C. State  
 5/20 W 6-3 at N.C. State  
 5/22 L 4-12 at BTC #10  
 5/24 L 0-3 at Ch. Hill Pre-Flight  
 5/27 L 0-8 at Duke  
 5/29 W 11-8 Cp. Butner 55/AAA  
 5/31 L 5-6 at Ch. Hill Pre-Flight  
 6/3 L 4-5 Duke  
 6/5 L 1-2 Cherry Point  
 6/8 L 1-5 BTC #10-1  
 6/10 L 4-5 at Duke  
 L 4-8 at Duke  
 1-Greensboro, N.C.

## 1945 (13-11)

**Coach:** Bunn Hearn  
 4/2 L 3-4 at Edwards Co.  
 4/7 W 14-3 N.C. State  
 4/13 W 8-7 at Roanoke  
 4/16 L 2-4 Cherry Point  
 4/18 L 2-13 at Navy  
 4/20 L 4-6 at Burlington Bees  
 4/21 W 9-1 N.C. State  
 4/23 W 4-2 at Durham Bulls  
 4/28 W 10-9 Ch. Hill Pre-Flight  
 4/30 L 0-6 at N.C. State  
 5/2 W 13-4 at Edwards Co.  
 5/5 W 15-1 at N.C. State  
 5/8 L 5-7 at Ft. Bragg 2nd FA  
 5/9 W 16-3 Ch. Hill Pre-Flight  
 5/12 W 10-2 Fort Bragg 2nd FA  
 5/15 W 7-6 at Camp Butner  
 5/19 W 8-6 Ch. Hill Pre-Flight  
 5/21 L 5-7 Camp Butner  
 5/23 L 4-10 Duke  
 5/25 L 0-9 Greensboro ORD  
 5/30 L 2-3 at Duke  
 6/6 W 16-3 Duke  
 6/7 L 2-5 Ch. Hill Pre-Flight  
 6/9 W 4-3 at Duke

## 1946 (15-13)

**Coach:** Bunn Hearn  
 3/25 L 3-5 Michigan State

3/26 L 2-3 Michigan State  
 4/2 W 3-0 Ohio  
 4/5 W 22-1 Virginia Tech  
 4/6 L 2-3 at Burlington Bees  
 4/9 L 3-4 Greensboro ORD  
 4/11 W 6-5 at Virginia  
 4/13 W 2-1 at Navy  
 4/16 W 6-1 Durham Bulls  
 4/18 W 9-8 at Wilson Tobs  
 4/19 L 2-5 at Durham Bulls  
 4/20 W 2-0 Maryland  
 4/23 W 6-0 Davidson  
 4/24 L 0-5 at N.C. State  
 4/27 W 4-2 Duke  
 5/1 W 1-1 Wake Forest  
 5/6 L 5-4 N.C. State  
 5/7 W 7-5 at Davidson  
 5/8 L 4-6 N.C. State  
 5/10 L 4-5 at Wake Forest  
 5/11 L 1-5 at Duke  
 5/15 W 7-2 Wake Forest  
 5/17 W 5-0 Fort Bragg  
 5/18 W 8-5 at N.C. State  
 5/20 L 1-4 at Wake Forest  
 5/22 W 3-1 Fort Bragg  
 5/29 L 4-6 at Duke  
 6/1 L 3-5 Duke

## 1947 (15-11-2)

**Coach:** Walter Rabb  
 3/31 W 4-3 Michigan State  
 4/1 W 7-5 Villanova  
 4/4 L 3-5 Virginia  
 4/5 W 8-2 Duke  
 4/7 W 6-1 Michigan  
 4/9 L 5-6 Michigan  
 4/10 W 16-3 Cornell  
 4/11 L 1-5 at Burlington Bees  
 4/12 L 6-7 at Rex Mills  
 4/17 W 11-7 Cincinnati  
 4/18 L 4-7 at Duke  
 4/19 W 4-3 at Wake Forest  
 4/22 W 5-2 at Davidson  
 4/25 W 10-2 Navy  
 4/29 T 9-9 Wake Forest  
 5/6 T 4-4 at Wake Forest  
 5/8 W 6-5 at Virginia  
 5/9 W 13-3 at Maryland  
 5/10 W 1-0 at Richmond  
 5/12 L 6-8 Wake Forest  
 5/13 W 5-0 at Wake Forest  
 5/14 L 2-12 at N.C. State  
 5/15 L 7-15 Duke  
 5/17 L 2-7 at Duke  
 5/19 L 1-5 Wake Forest  
 5/22 L 4-5 N.C. State  
 5/24 W 4-0 at N.C. State  
 5/28 W 5-2 N.C. State

## 1948 (21-9-1)

**Coach:** Walter Rabb  
**Southern Conference Champions**  
**NCAA Tournament Participants**  
 3/26 W 3-1 Virginia  
 3/29 W 5-2 Michigan State  
 3/30 L 5-7 Pennsylvania  
 4/2 T 7-7 Yale  
 4/8 W 5-6 at South Carolina  
 4/9 W 12-1 at Clemson  
 4/10 W 10-1 at Furman  
 4/13 W 1-0 Wake Forest  
 4/15 W 4-3 Furman  
 4/17 W 2-0 at Greenville (CPL)  
 4/21 W 6-5 at Duke  
 4/24 L 1-8 at N.C. State  
 4/27 W 6-2 Davidson

## 1960 College World Series



4/29 W 1-0 N.C. State  
 5/1 W 5-4 at Wake Forest  
 5/4 L 4-6 Duke  
 5/6 L 0-4 at Virginia  
 5/8 L 6-7 at Georgetown  
 5/11 W 3-2 Wake Forest  
 5/13 W 5-3 N.C. State  
 5/15 L 2-3 Duke  
 5/17 W 7-6 at Wake Forest  
 5/22 W 10-8 Duke  
 5/26 W 7-1 at N.C. State  
 W 15-0 vs. Georgia Tech-1  
 W 11-3 vs. Alabama-1  
 L 4-5 vs. George Wash.-1  
 W 10-0 vs. George Wash.-1  
 L 1-6 vs. Yale-2  
 W 7-3 vs. Illinois-2  
 L 2-5 vs. Lafayette-2

1-NCAA District III Regional, Charlotte, N.C.  
 2-NCAA Eastern Regional, Winston-Salem, N.C.

### 1949 (20-9-2)

**Coach:** Walter Rabb  
 3/18 L 0-6 at Florida  
 3/19 W 9-2 at Florida  
 3/20 W 21-8 at Jacksonville Nas  
 3/21 W 7-3 at Jacksonville Nas  
 3/29 W 8-6 Cornell  
 3/30 T 5-5 Michigan State  
 3/31 W 4-2 Michigan State  
 4/1 W 12-4 Virginia Tech  
 4/6 W 8-4 William & Mary  
 4/7 W 11-3 Yale  
 4/14 W 6-5 Virginia  
 4/15 W 2-1 Maryland  
 4/16 W 10-8 at South Carolina  
 4/18 W 8-2 at Duke  
 4/20 L 5-6 at Wake Forest  
 4/21 W 5-0 Davidson  
 4/23 L 6-10 at N.C. State  
 4/25 W 12-3 Jacksonville Nas  
 4/26 W 3-1 Duke  
 4/29 L 6-8 N.C. State  
 5/4 W 4-3 at Duke  
 5/5 W 6-3 at Virginia Tech  
 5/6 W 14-6 at Wash. & Lee  
 5/7 T 6-6 at Virginia  
 5/9 L 2-4 Wake Forest  
 5/12 W 8-4 at N.C. State  
 5/14 L 9-11 Duke  
 5/16 L 2-3 Wake Forest  
 5/18 L 0-2 at Wake Forest  
 5/21 L 1-6 at Duke  
 5/24 W 7-1 N.C. State

### 1950 (16-18)

**Coach:** Walter Rabb  
 3/17 L 5-7 at Florida  
 3/18 W 7-6 at Florida  
 3/20 W 3-1 at Rollins  
 3/21 L 4-9 at Rollins  
 3/30 W 8-1 Michigan State  
 3/31 W 7-6 Michigan State  
 4/1 L 2-3 Davidson  
 4/3 W 9-0 Davidson  
 4/5 L 5-6 Yale  
 4/6 L 4-6 Yale  
 4/7 W 15-11 West Virginia  
 4/8 W 11-2 West Virginia  
 4/10 W 3-2 Duke  
 4/12 L 6-12 at Wake Forest  
 4/15 L 0-6 Wake Forest  
 4/17 L 1-4 McCrary  
 4/19 L 1-3 at N.C. State

4/22 L 3-12 at Duke  
 4/24 L 4-9 N.C. State  
 4/26 W 6-1 at Wake Forest  
 4/28 L 4-8 Rollins  
 4/29 W 11-10 Rollins  
 5/2 L 3-9 Wake Forest  
 5/4 L 4-9 at Virginia  
 5/5 L 1-7 at Maryland  
 5/6 W 8-5 at George Wash.  
 5/9 W 6-5 N.C. State  
 5/11 W 6-5 Duke  
 5/13 W 7-2 at N.C. State  
 5/15 W 5-0 at Duke  
 5/17 L 5-16 at Wake Forest  
 5/18 L 0-1 at McCrary  
 5/20 W 2-1 Duke  
 5/23 L 1-6 N.C. State

### 1951 (16-10)

**Coach:** Walter Rabb  
 3/17 W 11-8 at Rollins  
 3/19 W 9-8 Alabama-1  
 3/19 L 5-8 at Rollins  
 3/20 L 2-3 Alabama-1  
 3/22 L 4-5 Virginia  
 3/23 W 8-0 Boston Univ.  
 3/24 W 11-8 Boston Univ.  
 3/30 W 7-6 Michigan State  
 3/31 W 3-2 Yale  
 4/7 L 3-4 N.C. State  
 4/10 W 9-0 Wake Forest  
 4/12 W 10-5 Davidson  
 4/14 L 11-12 at N.C. State  
 4/16 L 7-8 at Davidson  
 4/18 W 3-2 N.C. State  
 4/21 L 7-8 at Duke  
 4/24 W 14-0 Duke  
 4/25 W 6-3 at Wake Forest  
 4/27 L 3-4 Clemson  
 4/28 W 5-4 Furman  
 4/30 W 3-2 Duke  
 5/5 W 13-3 at South Carolina  
 5/10 L 1-4 Wake Forest  
 5/12 W 10-2 at Duke  
 5/15 W 1-0 at Wake Forest  
 5/16 L 4-6 at N.C. State  
 1-Winter Park, Fla.

### 1952 (18-10)

**Coach:** Walter Rabb  
 3/17 L 4-8 at Rollins  
 3/18 W 6-5 at Rollins  
 3/18 W 8-0 Alabama-1  
 3/19 W 8-5 Alabama-1  
 3/22 W 5-0 Virginia  
 3/27 W 5-1 The Citadel  
 3/29 L 0-3 Michigan State  
 3/29 W 5-0 Yale  
 3/31 W 6-1 Yale  
 4/1 L 3-6 Michigan State  
 4/4 L 0-4 Wake Forest  
 4/5 W 6-2 Pennsylvania  
 4/8 W 3-2 at N.C. State  
 4/9 L 2-4 Duke  
 4/11 L 5-11 at N.C. State  
 4/15 W 4-3 Davidson  
 4/19 L 5-13 at Duke  
 4/22 W 3-0 N.C. State  
 4/25 W 4-3 at Clemson  
 4/29 L 2-4 at Wake Forest  
 5/1 L 2-10 at Duke  
 5/2 W 10-0 South Carolina  
 5/2 W 9-3 at Davidson  
 5/5 W 8-7 at McCrary  
 5/7 L 2-6 N.C. State  
 5/8 W 4-2 at Wake Forest

5/10 W 13-9 Duke  
 5/12 W 8-2 Wake Forest  
 1-Winter Park, Fla.

### 1953 (19-8)

**Coach:** Walter Rabb  
 3/19 L 1-2 Ga. Teachers-1  
 3/20 W 7-1 at Rollins  
 3/21 L 3-6 at Rollins  
 3/23 W 11-1 at Rollins  
 3/27 W 11-1 Michigan State-2  
 3/28 W 11-9 Michigan State-2  
 3/28 L 3-5 at Camp Lejeune  
 4/3 W 5-4 Clemson  
 4/4 W 7-1 Furman  
 4/7 L 5-10 N.C. State  
 4/10 W 8-1 at South Carolina  
 4/11 W 5-3 at The Citadel  
 4/13 W 18-5 at Davidson  
 4/15 L 0-2 at Wake Forest  
 4/18 W 8-5 at Virginia  
 4/21 W 5-2 Duke  
 4/23 W 11-0 Davidson  
 4/25 W 5-2 at Wake Forest  
 4/28 W 13-3 N.C. State  
 5/4 L 2-4 Duke  
 5/5 W 6-5 Wake Forest  
 5/9 W 3-1 at Duke  
 5/12 W 7-6 at N.C. State  
 5/14 W 13-2 Maryland-3  
 5/15 L 2-7 Duke-3  
 5/15 W 15-0 George Wash.-3  
 5/16 L 3-5 Duke-3  
 1-Winter Park, Fla.  
 2-Camp Lejeune, N.C.  
 3-Southern Conference Tour., Raleigh, N.C.

### 1954 (14-11, 7-8 ACC)

**Coach:** Walter Rabb  
 3/20 L 0-1 at Rollins  
 3/20 W 3-0 at Rollins  
 3/22 L 7-8 Ohio State-1  
 3/22 W 5-1 Amherst-1  
 3/24 W 2-0 Virginia  
 3/27 L 0-6 at Camp Lejeune  
 3/29 W 6-2 Michigan State  
 3/31 L 1-10 at N.C. State  
 4/3 L 1-4 Wake Forest  
 4/5 W 11-2 Brown  
 4/9 W 13-6 South Carolina  
 4/10 W 12-3 South Carolina  
 4/15 W 4-2 at Richmond  
 4/16 W 8-3 at Quantico Mar.  
 4/20 L 2-10 Maryland  
 4/24 L 2-6 at Wake Forest  
 4/27 W 7-2 N.C. State  
 4/30 L 3-4 at Clemson (10)  
 5/1 W 10-8 at Clemson  
 5/4 W 6-5 at Duke  
 5/5 L 2-4 Wake Forest  
 5/10 W 15-7 at Maryland  
 5/15 L 3-4 at Duke  
 5/18 L 5-17 at N.C. State  
 5/21 W 8-4 Duke  
 1-Winter Park, Fla.

### 1955 (12-12, 8-5 ACC)

**Coach:** Walter Rabb  
 3/25 W 4-3 Ohio State-1  
 3/25 L 0-2 at Rollins  
 3/29 L 5-7 N.C. State  
 4/1 W 10-5 Maryland  
 4/2 W 4-1 Michigan State  
 4/4 L 5-6 Colgate  
 4/5 L 0-2 Michigan

4/7 L 3-5 Rollins-2  
 4/8 L 1-3 Yale-2  
 4/9 W 6-1 Ohio-2  
 4/13 L 0-2 at Wake Forest  
 4/14 L 1-2 at Duke  
 4/16 L 3-6 N.C. State  
 4/19 L 8-9 at Wake Forest  
 4/22 W 13-2 South Carolina  
 4/23 L 3-4 Clemson  
 4/27 W 3-2 Wake Forest  
 4/29 W 7-2 at Virginia  
 4/30 L 2-3 at Maryland  
 5/4 W 6-5 Duke  
 5/6 W 12-8 at South Carolina  
 5/7 W 11-8 at Clemson  
 5/11 W 10-5 at N.C. State  
 5/14 W 20-2 Duke  
 1-Winter Park, Fla.  
 2-North Carolina Invite, Durham, N.C.

### 1956 (12-10-1, 9-4 ACC)

**Coach:** Walter Rabb  
 3/24 L 2-3 Delaware  
 3/28 L 2-3 at Georgia  
 3/29 L 2-3 at Florida State  
 3/30 T 3-3 Illinois-1  
 3/31 W 14-4 Notre Dame-1  
 3/31 L 11-12 Illinois-1  
 4/3 L 1-2 Michigan State-2  
 4/4 L 2-4 Michigan-3  
 4/5 W 9-5 Duke-3  
 4/6 W 12-8 Loyola  
 4/13 W 15-1 Virginia  
 4/14 W 7-0 Maryland  
 4/20 W 7-6 South Carolina  
 4/21 W 4-2 Clemson  
 4/23 L 4-7 at N.C. State  
 4/25 L 1-9 at Wake Forest  
 4/28 L 6-7 at Duke  
 4/30 W 18-9 at Clemson  
 5/1 W 2-1 at South Carolina  
 5/5 W 4-3 Wake Forest  
 5/8 W 8-3 at Maryland  
 5/11 W 8-4 N.C. State  
 5/14 L 5-9 Duke  
 1-Tallahassee, Fla.  
 2-Dixie Classic, Chapel Hill, N.C.  
 3-Dixie Classic, Durham, N.C.

### 1957 (15-10, 9-5 ACC)

**Coach:** Walter Rabb  
 3/20 W 12-7 at Florida  
 3/21 L 2-6 Ohio State-1  
 3/22 L 6-10 Ohio State-1  
 3/22 W 3-2 at Rollins (10)  
 3/23 W 3-1 at Rollins  
 3/27 L 8-11 Delaware  
 3/28 W 1-0 Maryland  
 3/30 W 8-4 Ithaca  
 3/30 W 6-1 Washington & Lee  
 4/2 W 3-2 South Carolina  
 4/3 L 6-12 at N.C. State  
 4/8 W 6-1 at Virginia  
 4/10 W 5-4 Virginia  
 4/13 L 4-9 Duke  
 4/17 W 2-1 Clemson  
 4/19 L 1-4 at Furman  
 4/20 W 6-1 at South Carolina  
 4/23 L 2-5 at McCrary (exhib.)  
 4/25 W 8-2 Wake Forest  
 4/29 L 3-4 at Clemson  
 5/1 W 6-5 at Duke  
 L 10-13 N.C. State  
 5/7 L 6-8 at Wake Forest  
 5/13 W 3-2 N.C. State  
 5/15 L 7-8 Maryland  
 5/16 W 7-6 N.C. State-2  
 1-Winter Park, Fla.  
 2-Siler City, N.C.

### 1958 (19-8-1, 11-4 ACC)

**Coach:** Walter Rabb  
 3/20 W 5-3 at Rollins-1  
 3/21 L 0-2 Georgia-1  
 3/21 W 5-4 at Rollins-1  
 3/22 L 2-7 Georgia  
 3/28 T 7-7 Virginia Tech (10)  
 3/29 W 2-1 Ithaca  
 3/31 W 9-4 Princeton-2  
 4/1 W 12-3 Connecticut-3  
 4/2 L 0-4 N.C. State-3  
 4/7 W 7-6 at Georgia  
 4/8 L 5-10 at Georgia  
 4/9 L 1-2 at Clemson  
 4/10 W 5-3 at South Carolina  
 4/12 W 10-5 Canisius  
 4/15 W 8-2 at Duke  
 4/17 W 5-3 N.C. State  
 4/19 W 12-3 at East Carolina  
 4/25 W 2-1 Clemson

4/26 W 2-0 South Carolina  
 4/29 W 7-0 at N.C. State  
 4/30 L 1-4 at Wake Forest  
 5/2 W 7-6 Maryland  
 5/3 W 7-1 Virginia  
 5/7 W 2-1 Duke  
 5/10 W 15-7 at Virginia  
 5/12 L 6-7 at Maryland  
 5/15 W 1-0 Wake Forest  
 5/19 L 1-4 Clemson-4  
 1-Rollins Tournament, Winter Park, Fla.  
 2-Dixie Classic, Chapel Hill, N.C.  
 3-Dixie Classic, Winston-Salem, N.C.  
 4-ACC Playoff, Gastonia, N.C.

### 1959 (17-7, 9-6 ACC)

**Coach:** Walter Rabb  
 3/23 W 2-1 Dartmouth  
 3/24 W 8-7 Connecticut  
 3/26 W 11-9 at Florida State-1  
 3/27 W 7-6 Florida-1  
 3/28 L 3-11 Illinois-1  
 4/1 W 4-3 Ithaca  
 4/3 W 4-2 East Carolina  
 4/6 W 6-3 at Clemson  
 4/7 L 3-8 at South Carolina  
 4/14 L 2-3 Duke  
 4/16 L 2-9 at Wake Forest  
 4/18 W 5-2 at N.C. State  
 4/24 L 1-2 Clemson  
 4/25 W 4-1 South Carolina  
 4/28 W 2-1 at Duke  
 5/1 W 2-1 at Maryland  
 5/2 W 15-3 at Virginia  
 5/5 W 3-2 N.C. State  
 5/7 W 3-1 Duke  
 5/8 W 5-2 Virginia  
 5/9 W 8-2 Maryland  
 5/12 L 1-3 Wake Forest  
 5/14 W 7-2 N.C. State  
 5/18 L 3-9 Clemson-2  
 1-FSU Tournament, Tallahassee, Fla.  
 2-ACC Playoff, Gastonia, N.C.

### 1960 (22-7, 11-3 ACC)

**Coach:** Walter Rabb  
**ACC Champions**  
**NCAA College World Series**  
 3/21 L 0-9 at Florida  
 3/22 W 3-1 at Florida  
 3/23 W 6-4 at Florida  
 3/25 W 4-2 Dartmouth  
 3/26 L 8-13 Colby  
 4/1 W 9-4 Yale  
 4/5 W 5-2 Delaware  
 4/6 W 6-3 Delaware  
 4/7 W 10-5 Colgate  
 4/8 W 6-1 Colgate  
 4/9 L 3-4 at Wake Forest  
 4/14 L 4-5 Maryland  
 4/15 L 0-4 Clemson  
 4/16 W 6-5 South Carolina  
 4/25 W 13-0 Virginia  
 4/28 W 9-5 Duke  
 4/30 W 7-2 at N.C. State  
 5/2 W 10-3 at Maryland  
 5/3 W 11-8 Virginia  
 5/6 W 2-1 Wake Forest  
 5/9 W 6-3 at Clemson  
 5/10 W 3-2 at South Carolina  
 5/12 W 1-0 N.C. State  
 5/14 W 6-3 at Duke  
 6/3 W 2-1 Florida Southern-1  
 6/6 W 13-1 The Citadel-1  
 6/6 W 7-5 Florida-1  
 6/14 L 3-8 Minnesota-2  
 6/15 L 0-7 Oklahoma St.-2  
 1-NCAA District III, Gastonia, N.C.  
 2-College World Series, Omaha, Neb.

### 1961 (15-7, 10-4 ACC)

**Coach:** Walter Rabb  
 3/23 W 9-4 Dartmouth  
 3/25 W 8-3 Kent State  
 3/27 L 2-6 Connecticut  
 3/28 W 5-2 Connecticut  
 3/30 W 8-7 at Ga. Southern  
 4/1 L 1-10 at Florida State  
 4/6 W 10-6 Colgate  
 4/8 W 4-3 N.C. State (10)  
 4/14 W 17-9 at Clemson  
 4/18 W 2-1 Wake Forest  
 4/21 W 9-4 at Duke  
 4/28 W 9-2 Clemson  
 4/29 W 11-1 South Carolina  
 5/2 L 4-10 Duke

# All-Time Results Carolina Baseball

5/4 L 7-8 at Maryland  
 5/5 W 16-3 at Maryland  
 5/9 W 4-2 at N.C. State  
 5/11 W 9-7 at South Carolina  
 5/13 L 4-7 Clemson-1  
 5/16 W 5-1 at Wake Forest  
 5/17 L 2-4 at Virginia  
 5/17 L 2-7 at Virginia  
 1-Belmont, N.C.

## 1962 (8-14, 4-10 ACC)

**Coach:** Walter Rabb  
 3/21 W 13-9 at Florida  
 3/22 L 1-3 at Florida  
 3/24 W 2-1 at Ga. Southern (10)  
 3/28 L 6-9 Yale  
 3/30 L 3-4 Virginia Tech  
 4/3 L 8-13 Wake Forest  
 4/5 W 10-3 Delaware  
 4/14 L 5-12 at Wake Forest  
 4/17 W 1-0 N.C. State  
 4/20 W 3-1 Maryland  
 4/21 L 1-2 Virginia  
 4/23 L 2-9 Florida State  
 4/24 W 2-1 East Carolina (10)  
 4/27 W 11-5 Clemson  
 4/28 L 2-3 South Carolina  
 5/1 L 5-6 at Duke  
 5/4 L 1-6 at Maryland  
 5/5 L 5-11 at Virginia  
 5/8 W 8-7 Duke  
 5/11 L 4-11 at Clemson  
 5/12 L 9-10 at South Carolina  
 5/14 L 6-8 at N.C. State

## 1963 (20-9, 9-5 ACC)

**Coach:** Walter Rabb  
 3/22 L 4-6 Southern Illinois  
 3/23 W 6-4 Southern Illinois  
 3/28 W 5-4 Yale  
 3/29 W 8-1 Colgate  
 3/30 W 1-0 Virginia Tech  
 4/4 W 11-7 Delaware  
 4/5 L 1-9 Duke  
 4/9 L 1-13 at Wake Forest  
 4/11 L 2-4 at Ga. Southern  
 4/12 W 6-3 at Georgia Tech  
 4/13 W 9-5 at Mercer  
 4/15 W 10-6 at Georgia  
 4/16 W 11-0 at Furman  
 4/19 W 8-3 at South Carolina  
 4/20 L 2-8 at Clemson  
 4/22 L 2-5 Florida State  
 4/23 W 3-1 at Duke  
 4/24 L 4-5 Ga. Southern  
 4/26 W 3-1 at Maryland  
 4/27 L 2-5 at Virginia  
 4/30 W 4-1 N.C. State  
 5/3 L 0-1 Maryland  
 5/4 W 12-4 Virginia  
 5/6 W 6-4 at N.C. State  
 5/7 W 11-8 Wake Forest  
 5/10 W 4-1 South Carolina  
 5/11 W 6-4 Clemson  
 5/14 W 8-3 at Virginia Tech  
 5/15 W 4-3 Wake Forest-1  
 1-Asheboro, N.C.

## 1964 (24-7, 14-0 ACC)

**Coach:** Walter Rabb  
**ACC Champions**  
**NCAA Tournament Participants**  
 3/23 W 5-1 Connecticut  
 3/24 W 8-2 Connecticut  
 3/26 L 0-9 at Florida State  
 3/27 L 2-3 Mississippi State-1  
 L 3-17 at Florida State  
 4/2 W 9-0 Yale  
 4/3 W 5-4 St. Mary's  
 4/3 W 6-0 Virginia Tech  
 4/4 W 12-3 Cornell  
 4/9 L 3-4 Camp Lejeune  
 4/10 W 4-1 N.C. State  
 4/17 W 7-6 South Carolina  
 4/18 W 4-3 Clemson  
 4/21 W 6-2 at Duke (14)  
 4/23 L 5-11 at Wake Forest  
 4/24 W 7-0 at Maryland  
 4/25 W 1-0 at Virginia  
 4/28 W 14-5 at N.C. State  
 4/30 W 4-3 Wake Forest  
 5/1 W 4-3 Maryland  
 5/2 W 9-4 Virginia  
 5/5 W 3-0 at Wake Forest  
 5/8 W 2-1 at South Carolina  
 5/9 W 12-5 at Clemson  
 5/13 W 5-2 Duke  
 5/15 W 15-3 Davidson-2  
 5/16 W 9-6 at Virginia Tech  
 5/28 W 8-0 East Carolina-3

5/28 L 3-4 Mississippi-3  
 5/30 W 13-2 East Carolina-3  
 5/30 L 1-13 Mississippi-3  
 1-Tallahassee, Fla.  
 2-Gastonia, N.C.  
 3-NCAA District III, Gastonia, N.C.

## 1965 (14-15, 6-8 ACC)

**Coach:** Walter Rabb  
 3/29 W 5-1 Colgate  
 3/30 W 18-3 Colgate  
 3/31 L 3-4 Yale  
 4/1 W 7-2 Virginia Tech  
 4/2 L 14-16 Virginia Tech  
 4/3 W 2-1 N.C. State  
 4/7 L 2-4 Camp Lejeune  
 4/9 L 5-6 at Clemson  
 4/10 L 3-4 at South Carolina  
 4/13 L 4-5 Duke  
 4/15 W 10-5 at Ga. Southern  
 4/16 L 0-3 at Georgia Tech  
 4/17 L 5-6 at Georgia Tech  
 4/19 W 8-2 at Georgia  
 4/20 W 8-0 at Furman  
 4/23 W 6-4 Maryland  
 4/24 W 12-1 Florida State  
 4/27 L 0-1 at N.C. State  
 4/28 W 11-2 Davidson  
 4/30 W 4-3 Clemson (13)  
 5/1 W 5-4 South Carolina  
 5/4 L 2-3 Wake Forest  
 5/8 L 2-5 at Virginia  
 5/10 L 3-4 at Maryland  
 5/11 W 5-3 at Duke  
 5/13 L 1-10 at Wake Forest  
 5/15 W 3-2 Virginia  
 5/17 L 9-10 Wake Forest-1  
 5/19 L 0-4 at Virginia Tech  
 1-Asheboro, N.C.

## 1966 (21-13, 12-2 ACC)

**Coach:** Walter Rabb  
**ACC Champions**  
**NCAA College World Series**  
 3/18 L 3-5 at East Carolina  
 3/23 L 6-8 Springfield  
 3/25 W 3-2 Virginia Tech  
 3/26 L 2-4 Virginia Tech  
 3/29 W 15-6 Yale  
 3/30 W 4-3 Colby  
 3/31 W 6-5 Colby  
 4/2 W 8-2 at N.C. State  
 4/4 L 3-9 Connecticut  
 4/5 L 5-14 Connecticut  
 4/7 L 7-15 at Florida State  
 4/7 W 6-4 at Florida State  
 4/7 L 1-4 at Florida State  
 4/11 W 3-0 at Georgia Tech  
 4/15 W 6-1 Clemson  
 4/16 L 0-1 South Carolina  
 4/19 W 8-1 at Duke  
 4/22 W 8-3 Maryland  
 4/23 W 3-2 Virginia  
 4/26 W 11-4 N.C. State  
 4/29 W 1-0 at South Carolina  
 4/30 W 6-3 at Clemson (8)  
 5/3 W 4-0 Wake Forest  
 5/6 W 5-2 at Maryland  
 5/7 W 2-1 at Virginia  
 5/10 W 10-4 Duke  
 5/14 L 4-5 at Wake Forest  
 5/18 L 14-15 at Virginia Tech  
 6/2 W 7-1 East Carolina-1  
 6/3 W 5-4 Mississippi State-1  
 6/4 L 5-6 Florida State-1  
 6/4 W 6-4 Florida State-1  
 6/13 L 2-6 Southern Cal-2  
 6/14 L 1-5 Oklahoma State-2  
 1-NCAA District III, Gastonia, N.C.  
 2-College World Series, Omaha, Neb.

## 1967 (19-8-1, 8-5 ACC)

**Coach:** Walter Rabb  
 3/20 W 1-0 Rhode Island  
 3/25 L 4-5 at Ga. Southern  
 3/27 W 4-2 at Florida  
 3/29 W 4-3 Wake Forest-1 (11)  
 3/30 W 12-8 Wake Forest-1  
 3/30 L 1-5 at Florida State  
 3/31 W 3-1 at Florida State  
 4/1 L 1-2 at Florida State  
 4/4 W 13-0 N.C. State  
 4/5 W 3-1 Delaware  
 4/5 W 7-1 Brown  
 4/7 L 1-6 at Clemson  
 4/8 L 4-5 at South Carolina  
 4/11 L 1-3 Duke  
 4/14 W 7-1 at Virginia  
 4/15 L 2-6 at Maryland

## 1966 College World Series



4/21 W 3-0 South Carolina  
 4/22 W 9-1 Ga. Southern  
 4/25 W 9-2 at Wake Forest  
 4/27 W 11-0 East Carolina  
 4/29 W 3-1 at Duke  
 5/2 W 1-0 at N.C. State  
 5/5 W 2-1 Virginia  
 5/6 W 9-1 Maryland  
 5/8 L 0-2 Clemson  
 5/13 W 4-0 at Virginia Tech  
 5/13 W 3-2 at Virginia Tech  
 5/15 T 4-4 Wake Forest-2  
 1-Tallahassee, Fla.  
 2-Asheboro, N.C.

## 1968 (21-12, 12-6 ACC)

**Coach:** Walter Rabb  
 3/18 L 1-2 Adelphi  
 3/21 W 7-6 Kent State  
 3/27 W 4-0 Cornell  
 3/29 W 11-0 Yale  
 3/30 W 7-6 Yale  
 4/2 W 7-3 Maine  
 4/6 L 1-4 Virginia  
 4/6 W 3-2 Virginia  
 4/13 W 2-1 at Clemson (7)  
 4/13 L 0-4 at Clemson (7)  
 4/14 W 4-3 Eastern Kentucky  
 4/15 L 2-13 at Ga. Southern  
 4/16 L 7-9 at Florida  
 4/17 W 8-7 at Florida  
 4/18 L 3-4 at Mercer  
 4/19 L 3-4 at Georgia Tech  
 4/20 W 10-3 at Georgia Tech  
 4/23 W 3-2 at Wake Forest  
 4/25 W 5-2 Virginia Tech  
 4/27 W 6-4 at Duke  
 4/30 W 7-5 at N.C. State  
 4/30 L 6-7 at N.C. State  
 5/2 L 1-2 Clemson (10)  
 5/3 L 3-5 South Carolina  
 5/3 L 2-5 South Carolina  
 5/7 W 2-1 Wake Forest  
 5/7 W 6-1 Wake Forest  
 5/10 W 6-0 at Virginia  
 5/11 W 1-0 at Maryland  
 5/11 W 2-1 at Maryland  
 5/13 L 0-5 at Virginia Tech  
 5/15 W 6-2 Duke  
 5/15 W 2-0 Duke

## 1969 (23-11, 14-4 ACC)

**Coach:** Walter Rabb  
**ACC Champions**  
**NCAA Tournament Participants**  
 3/21 W 2-1 at East Carolina  
 3/22 W 13-1 George Wash.  
 3/26 W 8-5 Yale  
 3/27 L 2-4 Yale  
 3/29 L 0-5 Virginia Tech  
 3/31 W 3-2 Maine  
 4/1 W 7-5 Cornell  
 4/2 W 9-4 Towson State  
 4/4 L 6-10 at Furman  
 4/5 W 10-5 at Clemson  
 4/7 L 5-6 at Georgia  
 4/8 W 10-6 at Georgia Tech  
 4/12 L 3-4 Wake Forest  
 4/15 L 3-6 N.C. State  
 4/19 W 5-1 South Carolina  
 4/22 W 5-1 Duke  
 4/24 L 1-7 at Virginia Tech  
 4/25 W 3-1 at Virginia  
 4/25 W 3-1 at Virginia  
 4/26 W 7-5 at Maryland  
 4/29 W 9-1 at Wake Forest

4/29 L 3-4 at Wake Forest  
 5/2 W 6-4 at South Carolina  
 5/2 W 10-0 at South Carolina  
 5/6 W 7-1 at N.C. State  
 5/10 W 5-0 Virginia  
 5/13 W 5-2 Clemson (7)  
 5/13 L 4-7 Clemson (7)  
 5/17 W 5-0 at Duke  
 5/17 W 7-4 at Duke  
 5/29 W 3-0 Furman-1  
 5/30 L 5-6 Mississippi-1  
 5/31 W 5-1 Virginia Tech-1  
 5/31 L 2-5 Mississippi-1  
 1-NCAA District III, Gastonia, N.C.

## 1970 (12-20, 7-13 ACC)

**Coach:** Walter Rabb  
 3/23 L 6-9 Virginia Tech  
 3/24 W 6-2 Virginia Tech  
 3/24 L 0-6 George Wash.  
 3/27 L 2-3 W. Michigan-1  
 3/29 W 7-5 at Florida State  
 3/30 L 6-15 at Florida State  
 3/31 L 4-5 at Florida State  
 4/1 L 2-3 at Florida State  
 4/3 L 0-2 N.C. State  
 4/4 W 1-0 Columbia  
 4/4 W 7-0 Wayne State  
 4/10 W 7-2 at South Carolina  
 4/11 L 4-6 at Clemson (7)  
 4/11 L 0-5 at Clemson (7)  
 4/14 W 2-1 at Duke  
 4/18 L 7-8 Wake Forest  
 4/18 L 0-3 Wake Forest  
 4/21 W 2-1 Ga. Southern  
 4/24 L 3-4 Maryland  
 4/25 W 4-0 Virginia  
 4/25 L 1-6 Virginia  
 4/29 W 2-0 at Maryland  
 4/29 L 0-5 at Maryland  
 5/2 L 5-6 South Carolina  
 5/3 L 1-2 South Carolina  
 5/5 L 0-5 at N.C. State  
 5/5 L 1-5 at N.C. State  
 5/7 L 0-1 at Virginia Tech  
 5/9 W 5-4 Duke  
 5/9 W 3-2 Duke  
 5/11 W 5-3 Clemson  
 5/12 L 1-4 at Wake Forest  
 1-Jacksonville, Fla.

## 1971 (13-19, 7-7 ACC)

**Coach:** Walter Rabb  
 3/17 W 7-4 at N.C. State  
 3/20 L 0-7 at Duke  
 3/22 W 6-5 Springfield  
 3/23 W 9-0 Kent State  
 3/24 W 11-9 Yale  
 3/26 L 2-6 at South Carolina  
 3/28 L 2-3 at Georgia Tech  
 3/29 L 4-5 at Florida  
 3/30 L 8-11 at Florida  
 3/31 L 4-11 at Florida Southern  
 4/1 L 9-10 at Florida Southern  
 4/2 L 7-11 at Jacksonville  
 4/3 W 4-3 at Jacksonville  
 4/8 L 3-4 at Davidson  
 4/10 W 2-1 Clemson-1  
 4/10 W 3-1 Clemson-1  
 4/13 W 2-1 at Duke  
 4/14 L 7-11 at N.C. State  
 4/16 W 5-2 at Wake Forest  
 4/17 L 6-7 at Virginia Tech  
 4/21 W 6-2 N.C. State  
 4/24 W 12-5 Virginia  
 4/25 L 8-9 Maryland

4/27 L 4-5 at Virginia  
 4/28 L 4-5 at Maryland  
 5/1 L 5-12 South Carolina  
 5/2 L 6-10 at East Carolina  
 5/4 L 3-7 Davidson  
 5/7 L 3-7 Duke  
 5/8 L 6-11 Virginia Tech  
 5/10 W 7-5 East Carolina  
 5/12 W 10-1 Wake Forest  
 1-Durham, N.C.

## 1972 (23-9, 10-5 ACC)

**Coach:** Walter Rabb  
 3/11 W 6-4 South Florida-1  
 3/12 W 4-0 South Florida-1  
 3/13 L 0-6 at St. Leo's  
 3/14 W 2-1 at Rollins  
 3/15 W 4-0 at Fla. Presbyterian  
 3/17 W 11-9 at Florida  
 3/18 W 7-1 at Florida  
 3/18 W 6-3 Ohio State-2  
 3/19 W 7-2 at Georgia Tech  
 3/21 W 3-2 High Point  
 3/22 W 14-5 Yale  
 3/23 W 17-4 Yale  
 3/27 W 3-0 at Wake Forest  
 3/29 L 3-12 at Duke  
 4/1 L 0-8 Clemson (7)  
 4/1 W 3-1 Clemson (7)  
 4/3 L 3-5 East Carolina  
 4/5 W 1-0 at Virginia Tech  
 4/6 W 7-3 Columbia  
 4/8 L 0-5 Maryland  
 4/8 W 7-6 Maryland  
 4/9 W 8-1 Virginia  
 4/12 W 3-2 at N.C. State  
 4/12 W 2-0 at N.C. State  
 4/14 L 1-2 Virginia Tech  
 4/16 L 4-5 at Clemson (12)  
 4/18 L 4-8 Wake Forest  
 4/18 W 13-0 Wake Forest  
 4/20 L 3-5 Davidson  
 4/27 W 8-1 Duke  
 4/27 W 6-2 Duke  
 4/29 W 2-1 N.C. State (13)  
 1-Tampa, Fla.  
 2-Gainesville, Fla.

## 1973 (11-15, 5-7 ACC)

**Coach:** Walter Rabb  
 3/10 L 3-4 at Jacksonville  
 3/11 W 5-1 at Jacksonville  
 3/12 W 5-4 at Rollins  
 3/13 W 4-1 at Rollins  
 3/14 L 1-4 Pennsylvania-1  
 3/15 L 1-2 at Florida Southern  
 3/16 L 3-6 at Florida  
 3/17 L 7-8 at Florida  
 3/20 L 1-5 W. Carolina (12)  
 3/21 W 12-2 Wake Forest  
 3/24 W 6-5 at Virginia  
 3/25 L 2-3 at Maryland  
 3/27 W 3-1 Eastern Michigan  
 3/28 W 5-0 Virginia Tech  
 3/29 W 8-5 at High Point  
 4/3 L 0-3 at Clemson (8)  
 4/4 L 2-6 at Davidson  
 4/5 W 4-3 Duke  
 4/7 W 6-2 Virginia  
 4/8 W 3-0 Maryland  
 4/10 L 1-2 at Duke  
 4/12 L 2-8 at Wake Forest (11)  
 4/14 L 1-3 Clemson  
 4/15 L 2-3 at N.C. State  
 4/15 L 1-2 at N.C. State  
 4/16 L 6-10 Wake Forest-2

## 1978 College World Series



1-Lakeland, Fla.  
2-ACC Tournament, Chapel Hill

### 1974 (22-8-1, 9-3 ACC)

**Coach:** Walter Rabb

3/8 W 2-1 at Stetson (10)  
3/9 L 0-6 at Stetson  
3/10 W 10-8 at Rollins  
3/11 W 3-2 at Rollins  
3/12 W 7-5 at Florida Southern  
3/13 W 9-7 at S. Florida  
3/14 T 4-4 at S. Florida (15)  
3/15 L 0-9 at Florida  
3/16 W 8-4 at Florida  
3/18 W 21-1 Virginia Tech  
3/19 L 0-9 Virginia Tech  
3/22 W 7-3 Pembroke State  
3/23 W 4-1 Appalachian State  
3/24 W 4-2 Western Carolina  
3/27 W 5-3 High Point  
3/28 W 8-0 at Duke  
3/30 L 1-18 at Clemson  
4/3 W 8-6 at N.C. State  
4/7 W 5-2 at Maryland  
4/10 W 7-0 at Virginia Tech  
4/12 L 2-3 Clemson  
4/14 W 7-1 Duke  
4/16 W 3-0 at Wake Forest (7)  
4/16 W 2-0 at Wake Forest (7)  
4/18 L 2-6 N.C. State (10)  
4/20 W 6-5 Maryland (14)  
4/21 W 5-0 Virginia  
4/21 W 6-5 Virginia  
4/25 W 5-4 Wake Forest-1  
4/26 L 2-4 N.C. State-1  
4/27 L 4-6 Clemson-1  
1-ACC Tournament, Raleigh, N.C.

### 1975 (17-19, 4-7 ACC)

**Coach:** Walter Rabb

3/7 W 5-1 at The Citadel  
3/8 L 2-6 at Rollins  
3/9 L 5-6 Temple-1  
3/9 W 16-15 at Rollins (10)  
3/10 L 2-5 at Stetson  
3/10 W 7-3 at Stetson  
3/12 W 4-1 at Florida Southern  
3/13 L 6-7 American-2 (10)  
3/13 L 2-10 at South Florida  
3/14 W 8-4 at Florida  
3/15 W 7-5 at Florida  
3/21 W 3-0 at Pembroke State  
3/23 W 4-0 Western Carolina  
3/23 W 5-4 Massachusetts  
3/26 W 5-2 Massachusetts  
3/27 L 4-5 at Duke  
3/31 L 5-6 High Point  
4/1 L 4-6 St. John's  
4/2 L 2-3 N.C. State (11)  
4/3 L 3-6 South Carolina  
4/4 W 11-1 Towson State  
4/5 W 5-1 Virginia  
4/6 L 2-5 Maryland  
4/7 L 3-4 at Virginia Tech  
4/8 W 8-6 at Wake Forest  
4/11 L 2-6 at Clemson (7)  
4/11 L 2-5 at Clemson (7)  
4/12 L 2-5 at South Carolina  
4/13 W 5-1 Duke  
4/15 W 5-0 Wake Forest  
4/17 L 1-2 at N.C. State  
4/20 L 2-3 at Virginia  
4/24 W 5-2 Virginia-3  
4/25 W 7-2 Clemson-3  
4/26 L 2-7 N.C. State-3  
4/26 L 6-7 Clemson-3

1-Winter Park, Fla.  
2-Tampa, Fla.  
3-ACC Tournament, Chapel Hill

### 1976 (19-17, 8-4 ACC)

**Coach:** Walter Rabb

3/5 L 2-3 at Rollins  
3/6 L 2-9 at Rollins  
3/7 L 0-5 at Florida Southern  
3/8 L 2-10 at Miami  
3/9 L 1-2 at Miami (10)  
3/9 L 1-2 at Miami  
3/10 W 6-4 at Miami  
3/11 W 3-2 at South Florida  
3/12 L 2-5 at South Florida  
3/17 W 4-1 Western Carolina  
3/18 W 3-1 Old Dominion  
3/19 W 12-1 Pembroke  
3/20 L 1-9 at High Point  
3/21 W 3-0 UNC Wilmington  
3/21 W 6-5 UNC Wilmington  
3/22 L 2-3 at East Carolina  
3/24 W 6-4 at N.C. State  
3/26 W 5-1 South Carolina  
3/27 L 4-8 South Carolina  
3/28 W 6-4 Eastern Conn.  
3/29 W 12-1 Duke  
3/30 L 7-17 Virginia Tech  
4/1 W 5-2 Methodist  
4/1 W 5-1 Methodist  
4/3 W 19-0 at Virginia  
4/6 W 8-7 Wake Forest  
4/7 L 1-8 N.C. State  
4/8 L 0-3 at South Carolina  
4/9 W 3-2 Clemson (10)  
4/11 L 2-3 Clemson (12)  
4/13 W 4-0 at Duke  
4/15 L 1-4 at Wake Forest  
4/17 L 3-4 Maryland (14)  
4/17 W 7-6 Maryland  
4/18 W 4-3 Virginia  
4/23 L 6-8 Virginia-1  
1-ACC Tournament, Clemson, S.C.

### 1977 (18-17, 6-6 ACC)

**Coach:** Walter Rabb

3/5 L 5-7 at Stetson  
3/6 L 2-5 at Rollins  
3/8 L 2-3 at Florida Southern  
3/9 W 5-4 at Florida Southern  
3/10 W 3-2 at S. Florida  
3/11 W 3-2 at S. Florida (10)  
3/12 L 2-4 at Jacksonville  
3/13 L 7-8 at Ga. Southern  
3/15 W 13-0 Atlantic Christian  
3/16 W 3-1 Western Carolina  
3/16 L 2-3 Western Carolina  
3/17 W 11-1 Old Dominion  
3/18 W 3-0 High Point  
3/19 L 5-6 Campbell  
3/21 L 3-5 East Carolina  
3/23 W 5-4 at Methodist  
3/24 W 2-1 N.C. State  
3/25 W 3-2 at South Carolina  
3/26 W 9-6 at South Carolina  
3/28 W 4-1 at Duke  
3/29 L 2-4 Madison  
3/29 W 12-3 Elon College  
4/1 W 6-1 UNC Wilmington  
4/3 W 3-2 Maryland  
4/6 W 2-1 at N.C. State  
4/7 L 0-3 South Carolina  
4/8 L 3-8 at Wake Forest  
4/9 L 0-14 at Clemson  
4/10 L 3-9 at Clemson  
4/12 W 13-2 Duke

4/14 L 4-6 Wake Forest  
4/15 L 3-8 at Virginia  
4/15 W 7-4 at Virginia  
4/16 L 10-11 at Maryland (12)  
4/21 L 5-6 N.C. State-1  
1-ACC Tournament, Clemson, S.C.

### 1978 (38-17, 9-3 ACC)

**Coach:** Mike Roberts

#### NCAA College World Series

2/24 W 8-2 at Francis Marion  
2/25 W 4-3 at Francis Marion  
3/3 W 3-2 Pan American-1  
3/3 W 5-0 Pan American-1  
3/5 L 0-3 Pan American-1  
3/5 W 7-6 Pan American-1  
3/6 L 5-6 Northern Iowa-1  
3/7 W 3-1 Pan American-1  
3/8 L 5-7 Louisiana Tech-1  
3/8 W 7-3 Pan American-1  
3/9 W 12-0 Northern Iowa-1  
3/10 W 6-3 Northern Iowa-1  
3/11 W 3-2 Okla. State-1 (12)  
3/11 L 3-4 Pan American-1  
3/13 L 4-6 Campbell  
3/15 W 5-3 Appalachian State  
3/15 W 4-3 Liberty Baptist  
3/16 W 7-0 Milligan College (5)  
3/17 W 7-2 William & Mary  
3/18 W 2-0 Duke  
3/19 W 4-3 at South Carolina  
3/20 W 5-1 Madison  
3/21 L 3-5 at Richmond  
3/22 W 6-3 Old Dominion  
3/23 W 19-3 at Duke  
3/24 W 6-1 Clemson  
3/27 W 4-2 East Carolina  
3/28 L 5-13 St. John's  
3/29 W 16-5 LeMoyné College  
3/30 L 7-9 LeMoyné College  
3/30 W 8-1 Towson State  
4/1 W 5-3 at Maryland (10)  
4/2 W 12-11 at Virginia  
4/4 L 4-11 at N.C. State  
4/5 L 3-12 at East Carolina  
4/7 W 6-0 at Wake Forest  
4/8 L 4-8 Virginia  
4/9 L 3-5 Maryland  
4/10 W 8-2 at Liberty Baptist  
4/11 W 6-5 Virginia Tech  
4/12 W 2-0 Wake Forest  
4/14 L 3-11 South Carolina  
4/15 W 4-0 South Carolina  
4/16 W 6-5 N.C. State  
4/17 W 10-9 Clemson (12)  
4/20 L 2-3 Duke-2  
4/28 W 5-1 at East Tenn. State  
5/20 W 15-1 East Tenn. State-3  
5/21 W 3-2 at Auburn-3  
5/22 L 6-8 Memphis State-3  
5/23 W 11-9 Memphis State-3  
6/3 L 0-11 Oral Roberts-4  
6/4 W 9-5 St. John's-4  
6/5 W 7-6 Michigan-4  
6/7 L 2-3 So. California-4  
1-Palm Valley Tournament, Edinburg, Texas  
2-ACC Tournament, Chapel Hill  
3-NCAA South Regional, Auburn, Ala.  
4-College World Series, Omaha, Neb.

### 1979 (33-16-1, ACC 7-5)

**Coach:** Mike Roberts

2/27 W 9-6 Elon (13)

2/28 W 4-0 Guilford  
3/1 W 8-5 Atlantic Christian  
3/2 W 9-1 at The Citadel  
3/3 W 7-2 at The Citadel  
3/4 W 9-6 at Francis Marion  
3/8 L 2-5 at Hawaii  
3/8 L 0-5 at Hawaii  
3/9 L 1-5 at Hawaii  
3/10 L 1-9 at Hawaii  
3/10 L 4-16 at Hawaii  
3/12 L 1-9 at Hawaii  
3/15 L 8-17 Connecticut  
3/16 W 9-3 Connecticut  
3/17 W 8-1 at Duke  
3/18 L 6-7 N.C. State (12)  
3/19 W 4-0 Methodist  
3/20 W 7-6 Ohio (12)  
3/21 W 9-5 Appalachian State  
3/22 W 9-8 Ohio (10)  
3/24 W 7-3 East Tenn. State  
3/25 W 5-0 East Tenn. State  
3/27 L 5-6 at Clemson  
3/28 L 4-7 at Clemson  
3/30 W 12-3 at Campbell  
3/31 W 6-3 UNC Wilmington  
4/1 L 0-10 at South Carolina  
4/2 W 9-8 East Carolina  
4/4 W 4-2 Duke  
4/6 L 0-3 Elon  
4/7 W 4-2 Virginia  
4/8 W 9-2 Maryland  
4/9 L 6-7 at East Caro. (15)  
4/10 W 8-6 Campbell  
4/11 L 7-10 at Wake Forest  
4/12 W 9-2 at UNC Wilmington  
4/13 W 13-7 Pfeiffer  
4/14 W 9-7 at N.C. State (11)  
4/16 W 7-6 St. John's (12)  
4/16 L 6-7 St. John's  
4/17 W 9-6 St. John's  
4/18 W 8-3 Lenoir Rhyne  
4/19 W 10-4 Liberty Baptist  
4/21 W 15-4 at Maryland  
4/22 L 2-3 at Virginia (11)  
4/24 W 6-2 Wake Forest  
4/25 W 8-1 UNC Charlotte  
4/26 W 10-0 Davidson  
4/27 W 4-0 South Carolina  
4/28 T 6-6 High Point

### 1980 (39-17, 11-1 ACC)

**Coach:** Mike Roberts

2/23 W 4-3 at The Citadel  
2/24 W 4-1 at The Citadel  
2/27 W 10-9 at High Point  
2/28 W 4-3 Elon  
2/29 L 6-8 at Ga. Southern  
3/1 L 5-6 at Jacksonville (5)  
3/3 W 4-0 at Stetson  
3/4 L 1-6 at Stetson  
3/5 L 3-6 at South Florida  
3/6 L 5-8 at South Florida  
3/6 L 4-15 at Florida Southern  
3/7 W 8-2 at Baptist College  
3/10 W 12-1 Western Carolina  
3/11 W 5-1 Western Carolina  
3/14 L 3-5 Connecticut (7)  
3/14 W 5-2 Connecticut (7)  
3/15 W 4-1 Duke  
3/16 W 7-4 at N.C. State  
3/17 L 2-7 South Carolina  
3/18 W 12-5 Massachusetts  
3/19 W 4-1 Eastern Conn.  
3/20 L 8-13 at Campbell  
3/22 W 11-6 at Virginia  
3/23 L 13-14 at Maryland  
3/24 W 11-8 Ohio  
3/26 W 9-2 Wake Forest  
3/27 W 9-3 High Point  
3/27 W 12-7 Pfeiffer  
3/28 W 6-2 Howard (5)  
3/29 W 5-4 Georgia Tech  
3/31 W 6-5 Fairfield  
3/31 W 5-0 Towson State  
4/1 W 10-9 Fairfield (13)  
4/2 W 5-3 N.C. State  
4/3 L 3-10 at East Carolina  
4/5 W 14-3 at Clemson  
4/6 W 20-6 at Georgia Tech  
4/7 L 5-8 at South Carolina  
4/9 W 9-3 at Duke  
4/10 W 12-8 East Carolina  
4/12 W 4-3 Clemson  
4/14 W 15-0 UNC Charlotte  
4/15 W 10-3 UNC Wilmington  
4/16 W 8-4 at Wake Forest  
4/17 W 20-1 Campbell  
4/18 L 10-11 at Eastern Conn.  
4/19 W 9-2 at Eastern Conn.  
4/20 W 8-7 Connecticut (11)

4/22 W 13-6 Duke-1  
4/24 L 1-3 N.C. State-2  
4/25 W 7-2 Maryland-2  
4/25 W 8-4 N.C. State-2  
4/26 L 3-12 Clemson-2  
5/9 L 3-8 at East Tenn. State  
5/10 L 5-6 at E. Tenn. St. (12)  
5/11 W 11-5 at East Tenn. State  
1-ACC Tournament Final Round, Chapel Hill  
2-ACC Tournament Final Rounds, Raleigh, N.C.

### 1981 (38-15, 6-7 ACC)

**Coach:** Mike Roberts

2/20 W 31-15 at Jacksonville  
2/21 L 2-3 at Jacksonville (7)  
2/21 W 5-3 at Jacksonville (7)  
2/27 W 7-6 at Francis Marion  
2/28 W 2-1 at The Citadel  
3/1 W 14-11 at The Citadel  
3/2 L 6-7 at Baptist College  
3/5 W 21-1 High Point (8)  
3/7 W 8-6 at South Carolina  
3/8 L 4-11 at South Carolina  
3/9 L 1-8 at Florida Southern  
3/10 W 6-3 Eastern Kentucky  
3/10 W 7-6 at Stetson  
3/11 W 13-5 Purdue  
3/14 W 10-7 at Ga. Southern  
3/15 L 9-17 at Ga. Southern  
3/17 W 7-3 Connecticut  
3/18 W 8-7 N.C. Wesleyan (11)  
3/19 L 6-7 at Duke  
3/20 W 9-4 Connecticut  
3/21 W 10-7 Clemson  
3/24 W 8-4 Fairfield  
3/25 W 17-5 Fairfield  
3/25 W 14-4 Princeton  
3/27 W 10-5 Georgia Tech  
3/28 L 8-9 Virginia (11)  
3/29 W 8-1 Maryland  
3/31 W 11-6 at UNC Wilmington  
4/1 L 2-4 at N.C. State  
4/2 W 5-1 at Campbell  
4/4 L 6-16 at Maryland  
4/5 W 4-3 at East Carolina  
4/7 W 3-2 Liberty Baptist  
4/9 L 6-8 Duke  
4/10 W 6-4 at UNC Charlotte  
4/11 W 5-3 at Georgia Tech  
4/12 L 2-6 at Clemson  
4/14 W 4-3 Wake Forest  
4/16 W 10-7 at Wake Forest  
4/17 W 4-1 Campbell  
4/18 L 6-10 N.C. State  
4/22 W 9-2 Maryland-1  
4/23 W 7-1 N.C. State-1  
4/24 W 8-5 Duke-1  
4/25 L 4-7 Clemson-1  
4/26 L 5-7 Clemson-1  
4/28 W 4-3 South Carolina  
4/29 L 1-10 South Carolina  
4/30 W 9-7 Davidson  
5/1 W 9-2 East Tenn. State  
5/2 W 12-4 East Tenn. State  
5/2 W 4-1 UNC Wilmington  
5/3 W 4-3 East Carolina  
1-ACC Tournament, Chapel Hill

### 1982 (29-27, 7-5 ACC)

**Coach:** Mike Roberts

#### ACC Champions

#### NCAA Tournament Participants

2/19 L 4-17 at Miami  
2/20 W 6-5 at Miami  
2/21 L 4-14 at Miami  
2/25 W 11-2 Elon  
2/28 L 1-14 at The Citadel (7)  
2/28 W 6-5 at The Citadel (7)  
3/2 L 3-4 at Baptist (7)  
3/2 L 3-4 at Baptist  
3/4 W 12-11 N.C. Wesleyan (10)  
3/5 L 3-4 at UNCW (10)  
3/8 W 14-5 Georgetown-1 (7)  
3/8 L 0-11 at Stetson  
3/9 L 1-3 at Stetson  
3/10 L 3-4 Purdue-2  
3/11 L 3-5 at St. Leo  
3/12 L 2-8 at Florida Southern  
3/13 L 5-16 Old Dominion (8)  
3/16 W 5-2 Virginia  
3/17 L 4-5 Connecticut (15)  
3/18 W 4-5 Clemson (10)  
3/19 W 5-3 Connecticut  
3/20 L 2-5 N.C. State (10)  
3/22 W 5-2 Ohio (7)  
3/22 L 6-7 Ohio (7)  
3/23 W 10-2 UNC Charlotte  
3/24 W 6-5 East Tenn. St. (15)

# All-Time Results Carolina Baseball

3/25 W 7-3 East Tenn. St.  
 3/26 W 8-7 Georgia Tech  
 3/27 L 4-6 Maryland  
 3/28 L 3-6 App. State (15)  
 3/29 W 1-0 Pfeiffer  
 3/30 W 6-2 at Campbell  
 3/31 L 6-7 at Wake Forest  
 4/1 L 4-10 at UNC Wilmington  
 4/2 W 13-4 at Davidson  
 4/3 L 7-10 at Clemson  
 4/4 W 13-11 at Ga. Tech (10)  
 4/7 L 9-16 Campbell  
 4/10 L 8-9 at Virginia  
 4/12 L 1-2 East Carolina (10)  
 4/12 W 2-1 Baptist  
 4/13 W 8-7 Baptist (15)  
 4/14 W 8-6 at Duke  
 4/15 W 11-6 Towson State  
 4/15 W 1-0 Davidson  
 4/17 W 13-12 at N.C. State  
 4/18 W 3-0 Duke  
 4/19 L 1-9 Old Dominion  
 4/21 W 8-7 Maryland-3  
 4/22 L 3-6 Virginia-3  
 4/23 W 4-3 N.C. State-3  
 4/24 W 3-0 Clemson-3  
 4/24 W 5-4 Wake Forest-3  
 4/25 W 3-2 Virginia-3 (12)  
 5/27 L 4-9 The Citadel-4  
 5/28 L 0-1 East Carolina-4  
 1-Deland, Fla.  
 2-Lakeland, Fla.  
 3-ACC Tournament, Chapel Hill  
 4-NCAA East Regional, Columbia, S.C.

## 1983 (42-10, 10-2 ACC)

**Coach:** Mike Roberts

### ACC Champions

#### NCAA Tournament Participants

2/18 W 8-2 at Baptist College  
 2/19 W 9-4 at Baptist College  
 2/20 W 11-3 at Armstrong State  
 2/26 L 5-6 at The Citadel  
 2/27 W 9-8 at The Citadel  
 3/2 W 9-2 N.C. Wesleyan  
 3/3 W 8-1 at UNC Wilmington  
 3/4 W 6-2 at UNC Wilmington  
 3/6 W 5-3 W. Michigan-1  
 3/9 W 7-5 Purdue-1 (7)  
 3/9 W 4-3 Purdue-1 (11)  
 3/11 W 6-1 Rider  
 3/12 W 13-1 Rider  
 3/13 W 3-1 Rider (7)  
 3/13 W 5-0 George Mason (7)  
 3/14 L 9-11 Connecticut (7)  
 3/14 W 1-0 George Mason (7)  
 3/15 W 18-2 Connecticut  
 3/16 W 11-3 Fairfield (7)  
 3/16 W 10-7 Fairfield (7)  
 3/19 W 4-3 Duke (10)  
 3/20 L 0-1 at N.C. State  
 3/21 L 4-11 Ohio  
 3/22 W 11-1 Ohio (7)  
 3/22 W 5-4 Tennessee (8)  
 3/23 W 12-8 Wake Forest  
 3/26 W 7-3 at Maryland  
 3/28 W 6-1 Davidson  
 3/29 W 21-1 SUNY-Buffalo  
 3/30 W 9-2 at Duke  
 4/1 W 4-2 Georgia Tech  
 4/4 W 13-2 Howard  
 4/4 W 9-1 East Carolina  
 4/5 L 2-7 at Campbell  
 4/6 W 10-5 at Wake Forest  
 4/10 L 4-5 at Georgia Tech  
 4/11 L 4-6 UNC Wilmington  
 4/12 W 8-7 UNC Wilmington  
 4/13 W 6-0 N.C. State  
 4/14 W 9-1 at East Carolina  
 4/16 W 7-6 Maryland  
 4/17 W 11-5 Virginia (7)  
 4/17 W 8-0 Virginia (7)  
 4/20 W 4-2 Duke-2  
 4/21 W 13-11 Maryland-2  
 4/22 W 6-5 Clemson-2  
 4/24 W 5-4 Virginia-2 (11)  
 4/24 L 2-5 Clemson-2  
 4/25 W 10-1 Clemson-2  
 5/27 W 11-0 William & Mary-3  
 5/28 L 3-5 The Citadel-3  
 5/28 L 5-6 Delaware-3  
 1-Lakeland, Fla.  
 2-ACC Tournament, Chapel Hill  
 3-NCAA East Regional, Chapel Hill

## 1984 (44-13, 12-2 ACC)

**Coach:** Mike Roberts

### ACC Champions

#### NCAA Tournament Participants

2/10 L 5-7 at New Orleans  
 2/11 W 11-7 at New Orleans  
 2/17 W 14-3 at Baptist College  
 2/18 W 11-2 at Baptist College  
 2/25 W 3-0 at The Citadel  
 2/26 W 10-3 at The Citadel  
 3/1 W 5-4 at UNC Wilmington  
 3/2 W 4-3 at UNC Wilmington  
 3/5 L 10-11 at Stetson  
 3/6 W 13-2 Purdue-1 (7)  
 3/6 W 10-8 Purdue-1 (7)  
 3/8 L 1-4 at Florida  
 3/10 W 13-8 UNC Wilmington  
 3/10 W 9-8 William & Mary  
 3/11 W 11-4 UNC Wilmington  
 3/11 W 19-3 VCU  
 3/14 W 14-0 Connecticut  
 3/14 W 12-2 Fairfield  
 3/15 L 4-9 Connecticut  
 3/16 W 13-3 Vermont  
 3/17 W 6-2 at Duke  
 3/18 W 3-1 N.C. State  
 3/19 W 12-5 SUNY Buffalo (7)  
 3/19 W 7-4 SUNY Buffalo (7)  
 3/20 W 15-0 SUNY Buffalo  
 3/21 W 8-1 at Wake Forest (6)  
 3/22 L 2-3 Northwestern (7)  
 3/22 W 5-3 Northwestern (7)  
 3/23 L 9-17 Northwestern  
 3/24 W 10-4 Virginia  
 3/25 W 6-3 Maryland  
 3/27 L 4-6 at East Carolina  
 3/28 W 8-4 Duke  
 3/29 W 9-5 UNC Charlotte  
 3/31 W 9-4 at Georgia Tech  
 4/1 W 3-1 at Clemson  
 4/2 W 17-5 East Carolina  
 4/4 L 1-9 at N.C. State  
 4/5 W 5-3 at UNC Charlotte  
 4/7 W 6-2 Georgia Tech (10)  
 4/8 L 1-5 Clemson  
 4/11 W 8-4 Wake Forest  
 4/12 W 7-2 Liberty Baptist  
 4/13 W 4-3 VCU  
 4/14 W 5-1 at Virginia  
 4/15 W 7-2 at Maryland  
 4/18 W 13-2 Wake Forest-2  
 4/20 W 4-0 Maryland-2  
 4/20 W 13-12 N.C. State-2  
 4/21 W 7-6 Clemson-2  
 4/21 W 9-4 Georgia Tech-2  
 5/17 L 4-6 at Arizona State  
 5/18 W 3-1 at Arizona State  
 5/19 L 6-9 at Arizona State  
 5/24 W 4-2 Eastern Kentucky-3  
 5/25 L 4-5 South Carolina-3  
 5/26 L 6-13 New Orleans-3  
 1-Deland, Fla.  
 2-ACC Tournament, Durham, N.C.  
 3-NCAA South II Reg., Starkville, Miss.

## 1985 (40-17-1, ACC 9-4-1)

**Coach:** Mike Roberts

2/14 L 2-5 at Stetson  
 2/15 W 3-1 at Stetson  
 2/16 L 1-4 at Central Fla.  
 2/17 W 10-9 at Central Fla. (10)  
 2/21 W 12-6 at Baptist College  
 2/22 W 7-0 at Baptist College  
 2/23 W 10-1 at The Citadel  
 2/24 L 3-5 at The Citadel  
 2/27 W 10-2 Campbell  
 3/4 L 8-13 at Arizona  
 3/5 L 4-13 at Arizona  
 3/6 W 10-7 at Arizona  
 3/8 L 0-5 at New Orleans  
 3/9 L 5-7 at New Orleans  
 3/10 L 1-4 at New Orleans  
 3/13 W 8-0 Connecticut  
 3/14 W 6-5 Connecticut  
 3/15 L 6-7 Eastern Kentucky  
 3/16 L 6-7 at Virginia  
 3/17 W 6-1 at Maryland  
 3/18 W 18-2 Vermont (7)  
 3/18 W 15-5 Vermont (7)  
 3/19 T 2-2 at Duke (10)  
 3/20 W 7-5 at Wake Forest  
 3/21 W 19-5 at East Carolina  
 3/23 W 12-1 Maryland  
 3/24 W 6-5 Virginia  
 3/25 W 3-1 UNC Wilmington  
 3/26 W 10-3 Appalachian State  
 3/27 L 4-6 at N.C. State  
 3/28 W 16-13 at Davidson  
 3/29 W 17-2 Ohio  
 3/30 W 6-3 Ohio  
 3/31 W 3-1 SUNY Buffalo (7)  
 3/31 W 2-0 SUNY Buffalo (7)  
 4/1 W 11-0 Duke

## 1984 ACC Champs



4/2 W 16-4 VCU  
 4/3 W 3-2 Wake Forest  
 4/4 W 13-2 East Carolina  
 4/5 L 2-3 at Clemson  
 4/6 W 5-3 at Georgia Tech  
 4/8 W 9-1 at UNCW (7)  
 4/8 W 15-7 at UNCW (7)  
 4/9 W 17-8 at Campbell  
 4/10 L 1-4 N.C. State  
 4/11 W 11-2 UNC Charlotte  
 4/12 W 9-1 UNC Wilmington  
 4/13 W 10-3 Clemson  
 4/14 W 4-3 Georgia Tech  
 4/17 W 15-2 Duke-1  
 4/18 L 2-3 Clemson-1  
 4/19 L 3-10 Virginia-1  
 5/13 W 11-0 Western Carolina  
 5/14 W 9-0 Western Carolina  
 5/15 W 7-4 Western Carolina  
 5/17 L 7-13 at Florida State  
 5/18 L 5-9 at Florida State  
 5/19 W 9-8 at Florida State  
 1-ACC Tournament, Atlanta, Ga.

## 1986 (33-22, 7-7 ACC)

**Coach:** Mike Roberts

2/20 W 3-1 at Baptist College  
 2/21 L 3-4 at Baptist College  
 2/22 W 8-4 at The Citadel  
 2/23 L 7-8 at The Citadel  
 2/26 L 6-7 at UNC Wilmington  
 2/28 W 6-0 Rutgers  
 3/1 W 6-5 Rutgers  
 3/2 W 12-0 Rutgers  
 3/7 W 12-2 George Wash.  
 3/10 W 9-7 South Carolina-1  
 3/11 L 8-17 Michigan-1  
 3/12 L 9-11 Rollins-1  
 3/13 L 5-10 South Carolina-1  
 3/14 L 3-6 Michigan-1  
 3/17 W 27-6 Vermont  
 3/18 W 10-0 at Duke  
 3/21 W 6-4 at Virginia  
 3/22 L 4-9 Rider  
 3/23 W 3-2 Rider  
 3/26 L 6-8 at Wake Forest  
 3/27 W 27-0 St. Bonaventure  
 3/28 W 15-3 St. Bonaventure  
 3/29 W 15-14 Virginia  
 3/31 W 15-1 SUNY-Buffalo  
 4/1 L 0-10 at N.C. State  
 4/2 W 12-5 Davidson  
 4/3 L 6-8 UNC Charlotte  
 4/4 L 4-9 at Oral Roberts  
 4/5 W 3-1 at Oral Roberts  
 4/8 W 11-8 at UNC Charlotte  
 4/9 W 7-4 Wake Forest  
 4/10 L 6-9 at East Carolina  
 4/12 W 8-6 Georgia Tech  
 4/13 W 9-8 Clemson  
 4/16 W 7-5 Duke  
 4/17 W 6-5 East Carolina (10)  
 4/19 L 2-6 at Clemson  
 4/20 L 3-12 at Georgia Tech  
 4/22 W 18-6 UNC Wilmington  
 4/23 L 4-7 N.C. State  
 4/24 L 5-19 at Campbell  
 4/25 W 13-12 New Orleans (11)  
 4/26 L 5-11 New Orleans  
 4/27 W 9-1 New Orleans  
 5/7 W 8-7 Campbell (11)  
 5/8 W 13-1 Florida Intl.  
 5/9 W 12-1 Florida Intl.  
 5/10 W 10-7 VCU  
 5/10 W 4-2 Florida Intl.  
 5/11 L 5-12 at Maryland (7)

5/11 L 5-6 at Maryland (7)  
 5/14 W 5-4 Virginia-2 (10)  
 5/15 L 6-7 N.C. State-2 (11)  
 5/16 W 9-7 Virginia-2  
 5/17 L 7-9 Georgia Tech-2  
 1-Rollins Baseball Week, Winter Park, Fla.  
 2-ACC Tournament, Durham, N.C.

## 1987 (31-22, 13-7 ACC)

**Coach:** Mike Roberts

2/14 W 6-2 at The Citadel (10)  
 2/15 L 3-5 at The Citadel  
 2/25 L 3-6 at UNC Charlotte  
 3/3 W 13-1 UNC Charlotte  
 3/5 L 5-6 at Coastal Carolina  
 3/6 W 13-1 Rutgers  
 3/7 W 8-2 Rutgers  
 3/8 W 10-9 Rutgers (8)  
 3/13 L 3-4 Maine-1  
 3/14 L 6-7 Washington State-1  
 3/15 L 8-9 Oklahoma State-1  
 3/17 W 18-1 SUNY-Buffalo  
 3/18 W 11-0 SUNY-Buffalo  
 3/19 W 21-2 Connecticut  
 3/20 W 18-7 Rider  
 3/21 W 12-3 Rider  
 3/22 W 11-9 Rider  
 3/23 W 18-2 at Campbell  
 3/24 W 10-3 at Wake Forest  
 3/26 W 5-3 Duke  
 3/29 W 5-4 N.C. State  
 3/31 W 16-3 Wake Forest  
 4/2 L 14-16 at Davidson  
 4/4 L 1-3 at Georgia Tech (7)  
 4/4 L 4-16 at Georgia Tech (7)  
 4/5 L 5-11 at Clemson  
 4/7 L 5-18 at N.C. State  
 4/8 W 16-6 UNC Wilmington  
 4/9 W 8-5 at Duke  
 4/11 W 9-6 Maryland (7)  
 4/11 W 9-0 Maryland (7)  
 4/12 W 10-6 Virginia  
 4/14 W 17-1 at Duke  
 4/19 W 4-1 at Virginia (7)  
 4/19 W 9-1 at Virginia (7)  
 4/21 L 4-5 Wake Forest  
 4/22 L 2-10 East Carolina  
 4/23 L 5-7 at UNC Wilmington  
 4/24 L 5-7 Georgia Tech  
 4/25 W 4-3 Clemson  
 4/26 L 8-14 Clemson  
 5/6 W 6-3 Richmond  
 5/6 L 6-7 Central Florida  
 5/7 W 5-0 Central Florida  
 5/7 W 10-2 N.C. State  
 5/8 W 4-3 Miami  
 5/9 L 4-9 Miami  
 5/10 L 2-10 Miami  
 5/11 L 5-8 Campbell  
 5/14 W 13-9 Maryland-2  
 5/14 L 4-9 Clemson-2  
 5/15 W 11-10 Duke-2 (12)  
 5/16 L 13-14 N.C. State-2  
 1-Dixie Classic, Shreveport, La.  
 2-ACC Tournament, Greenville, S.C.

3/6 W 7-4 Seton Hall  
 3/8 L 4-5 Pace  
 3/11 L 1-5 Rutgers  
 3/11 L 4-5 Western Michigan  
 3/12 W 7-5 Rutgers  
 3/13 L 3-8 Rutgers  
 3/15 W 10-6 Coastal Carolina  
 3/16 W 3-2 South Carolina  
 3/17 W 11-5 South Carolina  
 3/18 W 9-7 Rider  
 3/19 W 9-8 Rider (12)  
 3/20 W 3-2 Rider  
 3/21 W 16-0 Liberty  
 3/23 W 5-3 Towson State  
 3/24 W 12-10 at Wake Forest  
 3/26 W 3-1 Duke  
 3/27 W 7-5 at N.C. State  
 3/29 L 6-7 at Wake Forest  
 3/30 W 21-9 at Duke  
 4/1 L 2-5 at Clemson  
 4/2 L 5-8 at Clemson  
 4/3 L 2-6 at Georgia Tech  
 4/5 L 8-10 N.C. State  
 4/6 W 8-2 Wake Forest  
 4/7 W 14-6 at UNC Charlotte  
 4/9 W 12-1 Virginia (7)  
 4/9 L 5-13 Virginia (7)  
 4/10 W 5-4 Maryland  
 4/12 L 3-4 Duke  
 4/13 W 5-3 at N.C. State  
 4/15 W 14-9 at Virginia  
 4/16 W 9-3 at Maryland  
 4/17 L 12-13 at Maryland  
 4/18 L 6-19 at Oklahoma State  
 4/19 L 6-8 at Oklahoma State  
 4/20 L 3-10 UNC Charlotte  
 4/21 L 1-3 at East Carolina  
 4/22 W 16-5 East Carolina  
 4/23 W 4-3 at UNC Wilmington  
 4/24 W 12-3 UNC Wilmington  
 5/3 W 17-5 Davidson  
 5/3 W 11-4 Florida Southern  
 5/4 L 2-4 VCU (7)  
 5/5 L 5-7 at Campbell  
 5/6 L 4-7 Georgia Tech  
 5/7 L 6-10 Georgia Tech  
 5/8 L 6-8 Clemson  
 5/9 W 7-2 Campbell  
 5/11 W 13-1 Virginia-1  
 5/12 W 1-0 Clemson-1  
 5/13 W 5-3 Georgia Tech-1  
 5/14 L 4-5 Clemson-1  
 5/14 W 7-6 Clemson-1  
 5/15 L 2-6 Georgia Tech-1  
 1-ACC Tournament, Greenville, S.C.

## 1989 (41-18-1, 15-4 ACC)

**Coach:** Mike Roberts

### NCAA College World Series

2/15 W 4-2 at Coastal Carolina  
 2/25 W 2-0 at The Citadel (7)  
 2/25 L 5-6 at The Citadel (7)  
 3/1 L 10-14 at Coastal Carolina  
 3/4 W 11-4 Seton Hall  
 3/4 W 2-1 Seton Hall  
 3/5 W 3-2 Seton Hall  
 3/10 L 5-7 N.C. State  
 3/13 W 9-8 U.S. Intl-1 (8)  
 3/14 L 1-8 Washington State-1  
 3/15 L 6-7 Kansas State-1  
 3/16 L 4-9 at Fresno State  
 3/17 W 6-4 Liberty-1  
 3/18 W 2-0 Missouri-1  
 3/21 W 6-4 Tennessee  
 3/24 W 6-1 Georgia Tech  
 3/25 L 3-4 Clemson

## 1989 College World Series



3/26 W 3-0 Clemson  
 3/28 L 1-2 Pace  
 3/29 W 3-2 Pace  
 4/1 W 4-3 at Virginia (10)  
 4/2 W 10-5 at Virginia  
 4/3 W 6-2 Campbell  
 4/4 W 6-3 at Duke  
 4/8 W 7-3 Maryland (7)  
 4/9 W 5-4 Virginia (14)  
 4/11 W 4-2 at Duke  
 4/12 L 3-5 UNC Wilmington  
 4/13 W 2-1 Coastal Carolina  
 4/13 L 3-5 Coastal Carolina (13)  
 4/16 W 7-6 N.C. State (11)  
 4/16 W 4-1 N.C. State (7)  
 4/18 W 11-0 Duke  
 4/19 L 3-7 Wake Forest  
 4/21 W 12-9 at Georgia Tech  
 4/22 L 1-2 at Georgia Tech  
 4/23 W 4-3 at Clemson  
 4/25 W 6-4 Wake Forest  
 4/26 W 4-3 at Wake Forest  
 4/27 T 4-4 UNC Charlotte  
 4/28 W 10-2 at Davidson  
 4/29 W 6-3 Davidson (8)  
 5/9 W 14-4 East Carolina (7)  
 5/10 W 4-1 at VCU  
 5/13 W 6-4 Duke-2  
 5/14 W 4-2 N.C. State-2  
 5/15 L 4-5 Clemson-2  
 5/16 W 6-2 Wake Forest-2  
 5/16 L 4-12 Clemson-2  
 5/19 W 3-2 New Orleans-3  
 5/20 W 5-3 Arizona-3 (10)  
 5/21 W 5-1 N.C. State-3  
 5/22 L 0-7 Clemson-3  
 5/25 W 8-4 Nicholls State-4  
 5/26 W 8-3 Jacksonville-4  
 5/27 W 2-1 Mississippi State-4  
 5/28 L 0-6 Mississippi State-4  
 5/28 W 7-1 Mississippi State-4  
 6/2 L 2-4 Florida State-5  
 6/4 L 3-7 Arkansas-5  
 1-Pepsi/Me-N-Ed's Classic, Fresno, Calif.

2-ACC Tournament, Greenville, S.C.  
 3-Carolina Invitational, Chapel Hill  
 4-NCAA South Regional, Starkville, Miss.  
 5-College World Series, Omaha, Neb.

## 1990 (51-14, 17-4 ACC)

Coach: Mike Roberts

### ACC Champions

#### NCAA Tournament Participants

2/10 L 3-6 Florida State-1  
 2/11 L 5-8 Louisiana State-1  
 2/17 W 5-2 at Coastal Carolina  
 2/18 W 4-2 at Coastal Carolina  
 2/24 W 9-3 George Wash.  
 2/24 W 7-3 George Wash. (7)  
 2/25 W 9-5 George Wash. (10)  
 3/3 W 23-0 Seton Hall  
 3/5 W 2-1 UNC Charlotte  
 3/8 W 6-0 at Duke  
 3/9 W 7-4 at Duke  
 3/10 W 7-3 at Duke  
 3/11 W 5-2 Coastal Carolina  
 3/12 W 13-5 Coastal Carolina  
 3/13 L 2-3 at Tennessee (10)  
 3/14 L 11-12 at Tennessee  
 3/15 W 7-1 Connecticut  
 3/16 W 3-0 Connecticut  
 3/16 W 14-1 Rider  
 3/18 W 12-4 Rider

3/18 W 12-7 Rider  
 3/20 W 10-6 VCU  
 3/21 W 13-6 Hartford  
 3/22 W 11-1 Hartford  
 3/23 W 14-4 Maryland  
 3/24 W 13-6 Maryland  
 3/25 W 5-3 Maryland  
 3/28 W 3-0 at Campbell  
 3/30 W 3-2 at Wake Forest  
 3/31 W 5-2 at Wake Forest  
 4/1 L 7-10 at Wake Forest  
 4/3 L 1-2 at East Carolina  
 4/4 W 12-6 at Davidson  
 4/6 W 10-8 Clemson  
 4/7 W 9-3 Clemson  
 4/8 W 11-10 Clemson  
 4/10 W 4-1 at UNC Charlotte  
 4/11 L 1-8 East Carolina  
 4/13 W 10-7 at Virginia (11)  
 4/14 W 13-7 at Virginia  
 4/15 L 5-6 at Virginia  
 4/17 W 5-1 at UNC Wilmington  
 4/18 W 7-6 Davidson  
 4/20 L 6-10 at Georgia Tech  
 4/21 L 5-11 at Georgia Tech  
 4/22 W 12-11 at Ga. Tech (11)  
 4/24 W 9-1 Campbell  
 4/26 W 3-2 N.C. State  
 4/27 W 6-3 at N.C. State  
 4/28 W 4-3 N.C. State  
 5/8 W 7-1 UNC Wilmington  
 5/9 W 5-1 at Princeton (7)  
 5/9 W 2-0 at Princeton (7)  
 5/12 W 3-1 Maryland-2  
 5/13 W 9-4 Georgia Tech-2  
 5/14 W 3-1 Clemson-2  
 5/15 W 7-3 Virginia-2  
 5/15 W 5-0 N.C. State-2  
 5/18 W 5-3 Fresno State-3  
 5/19 L 2-3 Arizona-3  
 5/20 L 2-4 Southern Cal-3  
 5/24 W 3-2 Rutgers-4  
 5/25 W 5-3 Iowa-4  
 5/26 L 4-5 Georgia-4  
 5/26 L 7-9 Rutgers-4

1-ABCA Hall of Fame Tournament Orlando, Fla.  
 2-ACC Tournament, Greenville, S.C.  
 3-Carolina Invitational, Chapel Hill  
 4-NCAA Northeast Regional, Waterbury, Conn.

## 1991 (36-23, 10-10 ACC)

Coach: Mike Roberts

2/14 L 5-12 at Coastal Carolina  
 2/17 W 8-5 UNC Wilmington  
 2/19 W 11-1 at Campbell  
 2/22 W 6-4 Seton Hall  
 2/23 W 10-4 Seton Hall  
 2/24 W 8-5 Seton Hall  
 2/26 W 10-9 at Coastal Carolina (10)  
 2/27 W 2-1 at East Carolina (10)  
 3/1 W 5-4 Rutgers  
 3/2 L 7-13 Appalachian State  
 3/2 W 11-3 Rutgers  
 3/4 L 8-9 James Mad. (11)  
 3/6 W 7-4 at Duke  
 3/7 W 17-1 Duke (7)  
 3/8 W 14-2 Duke  
 3/11 L 2-12 Creighton-1  
 3/12 L 1-6 Cal. St.-Northridge-1  
 3/13 W 4-3 Virginia Tech-1  
 3/14 W 8-3 Iowa State-1  
 3/15 L 3-4 St. John's-1 (7)  
 3/16 W 11-1 Virginia Tech-1  
 3/19 W 10-3 Old Dominion

3/20 W 4-3 Liberty  
 3/24 W 8-7 at Maryland (7)  
 3/24 L 7-10 at Maryland (7)  
 3/26 W 8-1 UMBC  
 3/27 L 4-5 Jacksonville  
 3/30 L 9-10 at Wake Forest (7)  
 3/30 L 2-4 at Wake Forest (7)  
 3/31 L 1-6 Wake Forest  
 4/2 W 5-4 Pace (10)  
 4/3 W 16-7 Pace  
 4/5 L 6-15 at Clemson  
 4/6 L 5-6 at Clemson (12)  
 4/7 L 2-6 at Clemson  
 4/9 L 2-3 East Carolina  
 4/10 L 12-14 at UNC Charlotte  
 4/12 W 3-1 Virginia  
 4/13 W 6-4 Virginia  
 4/14 L 1-7 Virginia  
 4/16 W 4-1 at UNC Wilmington  
 4/17 W 6-5 Campbell  
 4/20 W 6-4 Georgia Tech (7)  
 4/20 L 0-2 Georgia Tech (7)  
 4/21 W 4-0 Georgia Tech  
 4/23 W 14-5 Coastal Carolina  
 4/24 W 6-3 Coastal Carolina  
 4/25 L 2-6 at N.C. State  
 4/26 W 6-3 N.C. State  
 4/27 W 4-1 at N.C. State  
 5/7 W 5-4 UNC Charlotte (12)  
 5/8 W 2-0 Princeton (7)  
 5/8 W 11-8 Princeton  
 5/9 W 3-0 Princeton  
 5/11 L 2-7 Wake Forest-2  
 5/12 W 3-1 Maryland-2  
 5/13 L 1-5 Virginia-2  
 5/17 L 1-11 Rider-3  
 5/18 L 5-18 Ed Santa Barb.-3  
 1-Pepsi/Me-N-Ed's Classic, Fresno, Calif.  
 2-ACC Tournament, Greenville, S.C.  
 3-Carolina Invitational, Chapel Hill

## 1992 (31-27, 8-16 ACC)

Coach: Mike Roberts

2/15 W 8-6 at Coastal Carolina  
 2/16 W 22-1 at Coastal Carolina  
 2/20 W 6-2 Campbell  
 2/21 L 1-2 VCU  
 2/22 L 9-12 Coastal Carolina  
 2/26 W 5-3 UNC Greensboro  
 2/28 W 4-3 Seton Hall  
 2/29 W 5-2 Seton Hall  
 3/1 L 4-6 Seton Hall  
 3/3 L 1-3 at Old Dominion  
 3/5 W 8-3 at Duke  
 3/7 L 3-6 at Duke  
 3/7 L 2-6 at Duke  
 3/8 L 4-11 at Winthrop  
 3/9 W 5-3 Appalachian State  
 3/10 W 9-2 at Campbell (7)  
 3/13 L 3-9 Florida State  
 3/14 W 11-2 Florida State  
 3/15 L 2-4 Florida State  
 3/16 W 3-0 Western Illinois  
 3/17 W 6-3 Western Illinois  
 3/18 W 17-0 Eastern Kentucky  
 3/20 W 11-2 Maryland  
 3/21 W 8-7 Maryland  
 3/22 W 7-6 Maryland (10)  
 3/24 W 6-5 Bowling Green  
 3/28 L 1-9 at Wake Forest (7)  
 3/28 L 1-3 at Wake Forest (7)  
 3/29 W 5-3 at Wake Forest (10)  
 4/3 L 4-10 Clemson  
 4/4 L 1-7 Clemson  
 4/5 L 5-12 Clemson

4/7 W 5-3 at UNC Wilmington  
 4/8 L 4-11 at UNC Charlotte  
 4/8 W 15-0 at UNC Charlotte  
 4/10 W 7-5 at Virginia  
 4/11 W 5-4 at Virginia  
 4/12 L 3-13 at Virginia  
 4/14 W 9-5 UNC Wilmington  
 4/15 W 5-1 East Carolina-1  
 4/17 L 1-8 at Georgia Tech  
 4/18 L 4-15 at Georgia Tech  
 4/19 L 3-6 at Georgia Tech  
 4/22 W 11-2 Winthrop  
 4/23 L 3-9 N.C. State  
 4/24 L 4-7 N.C. State  
 4/25 L 3-9 N.C. State  
 5/5 L 0-9 at Princeton  
 5/6 L 0-2 at Princeton (7)  
 5/6 W 7-2 at Princeton (7)  
 5/9 L 4-5 Georgia Tech-2  
 5/10 W 11-7 Maryland-2  
 5/11 W 7-3 Wake Forest-2  
 5/12 L 3-7 Florida State-2  
 5/15 W 7-6 Long Beach State-3  
 5/16 L 3-5 Wake Forest-3  
 5/16 W 158 Cal St. Northridge-3 (10)  
 5/17 W 7-6 East Carolina-3  
 1-Zebulon, N.C.  
 2-ACC Tournament, Greenville, S.C.  
 3-Kraft/Carolina Invitational, Chapel Hill

## 1993 (43-20, 13-10 ACC)

Coach: Mike Roberts

### NCAA Tournament Participants

2/20 W 9-1 at Coastal Carolina  
 2/21 W 8-3 at Coastal Carolina  
 2/22 L 4-8 at East Carolina  
 2/23 W 8-3 at Davidson  
 2/27 L 2-3 Seton Hall  
 2/27 W 9-2 Seton Hall  
 2/28 L 7-10 Seton Hall  
 3/2 W 9-4 Appalachian State  
 3/6 W 10-1 St. Louis  
 3/7 W 6-4 Ball State  
 3/7 W 5-2 St. Louis  
 3/8 W 11-10 Ball State  
 3/12 L 3-6 at Florida State  
 3/14 L 3-4 at Florida State (10)  
 3/16 W 5-4 Coastal Carolina  
 3/18 W 13-2 Coastal Carolina  
 3/19 W 4-2 Maryland  
 3/20 W 10-5 Maryland  
 3/21 L 4-7 Maryland  
 3/23 W 4-0 Towson State  
 3/24 W 10-9 Eastern Illinois  
 3/26 W 9-4 Wake Forest  
 3/28 W 4-3 Wake Forest  
 3/28 L 5-7 Wake Forest (7)  
 4/2 L 2-7 at Clemson  
 4/3 W 10-5 at Clemson  
 4/4 L 3-4 at Clemson  
 4/6 L 14-16 N.C. A&T  
 4/7 W 12-10 Campbell  
 4/9 W 9-4 Virginia  
 4/10 W 4-1 Virginia  
 4/11 W 9-2 Virginia  
 4/13 W 10-5 East Carolina-1  
 4/14 L 1-3 East Carolina-1  
 4/16 L 3-4 Georgia Tech  
 4/17 W 7-1 Georgia Tech  
 4/18 L 2-6 Georgia Tech  
 4/20 W 6-5 at UNC Wilmington  
 4/22 W 6-1 at N.C. State  
 4/23 L 1-10 at N.C. State  
 4/24 W 7-6 at N.C. State  
 4/26 W 10-4 Davidson  
 4/27 W 4-6 UNC Wilmington  
 4/28 W 5-3 East Carolina  
 4/28 W 5-4 UNC Greensboro  
 5/9 W 5-2 Duke  
 5/10 L 0-4 Duke  
 5/11 W 3-0 Duke  
 5/12 W 10-9 Princeton (7)  
 5/12 W 4-3 Princeton (7)  
 5/13 W 5-4 Princeton  
 5/15 W 4-3 Wake Forest-2  
 5/16 W 6-2 N.C. State-2  
 5/18 L 4-7 Clemson-2  
 5/18 L 7-12 N.C. State-2  
 5/21 W 13-1 Washington State-3  
 5/22 W 3-1 Miami-3  
 5/23 L 1-10 So. California-3  
 5/27 L 8-9 Hawaii-4  
 5/28 W 11-6 Yale-4  
 5/29 W 10-8 Hawaii-4  
 5/29 W 8-5 UCLA-4  
 5/30 L 2-14 Texas A&M-4  
 1-Zebulon, N.C.  
 2-ACC Tournament, Greenville, S.C.  
 3-Winn Dixie/Carolina Invitational

Chapel Hill  
 4-NCAA Central I Regional, College Station, Texas

## 1994 (34-21, 10-13 ACC)

Coach: Mike Roberts

2/4 W 3-1 The Citadel-1  
 2/5 L 3-6 at Armstrong St.-1  
 2/12 W 14-9 at Coastal Carolina  
 2/13 L 2-7 at Coastal Carolina  
 2/15 W 11-10 at Campbell  
 2/18 W 14-2 Appalachian State  
 2/19 L 3-10 Coastal Carolina  
 2/20 W 8-1 Coastal Carolina  
 2/22 W 6-2 Campbell  
 2/25 W 12-1 Seton Hall  
 2/26 W 14-2 Seton Hall  
 2/27 W 6-3 Seton Hall  
 3/4 W 7-4 West Virginia  
 3/5 W 4-2 West Virginia  
 3/6 L 4-12 West Virginia  
 3/8 W 19-5 at Davidson  
 3/10 W 14-3 Temple  
 3/11 W 7-5 Connecticut  
 3/12 W 12-3 Connecticut  
 3/13 W 2-1 Connecticut  
 3/15 W 14-6 Marist  
 3/16 W 23-0 Marist  
 3/18 W 6-4 at Wake Forest  
 3/19 L 6-14 at Wake Forest  
 3/20 L 1-10 at Wake Forest  
 3/22 W 20-4 Davidson  
 3/23 W 9-5 Davidson  
 3/25 W 3-2 Florida State  
 3/26 L 5-9 Florida State  
 3/29 W 8-4 UNC Greensboro  
 4/1 L 4-7 at Georgia Tech  
 4/2 L 6-7 at Ga. Tech (10)  
 4/3 W 11-8 at Georgia Tech  
 4/8 W 2-1 at Virginia  
 4/9 W 2-1 at Virginia  
 4/10 W 8-6 at Virginia  
 4/13 L 3-6 at East Carolina  
 4/15 W 4-0 Maryland  
 4/16 W 22-1 Maryland  
 4/17 L 2-4 Maryland  
 4/19 W 6-4 at UNCW (10)  
 4/22 L 1-11 Clemson  
 4/23 W 5-0 Clemson  
 4/24 L 2-3 Clemson  
 4/26 W 9-0 UNC Wilmington  
 4/27 L 5-7 East Carolina-2  
 5/8 L 12-16 Duke-2  
 5/9 L 2-4 at Duke  
 5/10 L 4-7 at Duke  
 5/13 L 3-5 N.C. State  
 5/14 W 10-5 N.C. State  
 5/15 L 8-10 N.C. State  
 5/18 L 4-7 Georgia Tech-3  
 5/19 W 13-12 Duke-3  
 5/20 L 6-11 N.C. State-3  
 1-Great Savannah Shootout, Savannah, Ga.  
 2-Durham Athletic Park, Durham, N.C.  
 3-ACC Tournament, Greenville, S.C.

## 1995 (39-23, 14-10 ACC)

Coach: Mike Roberts

### NCAA Tournament Participants

2/10 W 5-2 Georgia-1  
 2/10 L 1-12 Miami-1  
 2/11 L 5-11 Central Florida-1  
 2/12 L 3-6 Georgia-1  
 2/17 W 11-5 George Wash. (7)  
 2/17 L 2-3 George Wash. (8)  
 2/19 W 5-4 Appalachian State  
 2/21 W 25-1 at Furman  
 2/22 W 5-4 at Campbell (12)  
 2/24 W 8-6 Seton Hall  
 2/25 W 5-2 Seton Hall  
 2/26 L 5-6 Seton Hall  
 3/3 W 2-1 at UNCW-2  
 3/4 W 10-5 George Mason-2  
 3/6 L 4-6 East Carolina-2  
 3/9 W 10-7 Campbell  
 3/10 L 0-3 Delaware  
 3/11 W 5-4 Delaware  
 3/12 W 9-7 Delaware  
 3/13 W 11-6 Marist  
 3/16 W 5-6 Richmond  
 3/17 W 5-0 Virginia  
 3/18 W 12-11 Virginia (10)  
 3/19 W 6-5 Virginia  
 3/21 W 11-3 UMBC  
 3/22 W 2-1 East Carolina-3  
 3/24 W 11-9 Georgia Tech  
 3/25 W 7-5 Georgia Tech  
 3/26 L 5-7 Georgia Tech  
 3/28 W 8-5 Louisville

# All-Time Results Carolina Baseball

3/29 W 9-7 Louisville  
 3/31 L 2-3 at Clemson  
 4/1 L 1-20 at Clemson  
 4/2 W 11-8 at Clemson  
 4/7 L 1-11 at Maryland  
 4/8 W 16-4 at Maryland  
 4/9 W 10-6 at Maryland  
 4/12 W 9-7 Towson State (7)  
 4/14 W 11-4 Duke  
 4/15 W 8-2 Duke  
 4/16 W 25-4 Duke  
 4/19 W 6-1 UNC Greensboro  
 4/21 L 4-9 at N.C. State  
 4/22 L 5-10 at N.C. State  
 4/23 L 2-3 at N.C. State  
 4/25 W 7-2 Appalachian St.-4  
 4/26 L 1-2 at UNCG  
 5/6 W 13-1 Furman  
 5/7 W 12-2 Wake Forest  
 5/8 L 4-5 Wake Forest  
 5/9 L 5-8 Wake Forest  
 5/13 W 3-2 at Florida State (8)  
 5/13 L 1-13 at Florida State (7)  
 5/14 W 5-3 at Florida State  
 5/17 W 4-1 Wake Forest-5  
 5/18 L 4-6 Clemson-5  
 5/19 W 12-9 Georgia Tech-5  
 5/20 L 1-10 Florida State-5  
 5/26 W 6-3 South Florida-6  
 5/27 W 6-5 Fla. International-6  
 5/28 L 4-8 Miami-6  
 5/28 L 0-7 Texas A&M-6  
 1-Olive Garden Baseball Classic, Orlando, Fla.  
 2-Bojangles-Seahawk Challenge, Wilmington, N.C.  
 3-Kinston, N.C.  
 4-Hickory, N.C.  
 5-ACC Tournament, Greenville, S.C.  
 6-NCAA Atlantic II Regional, Coral Gables, Fla.

## 1996 (33-25, 11-13 ACC)

**Coach:** Mike Roberts  
 2/9 L 4-12 Texas Tech-1  
 2/10 L 3-8 at Central Florida-1  
 2/11 W 7-6 Alabama-1  
 2/18 W 8-5 at Coastal Carolina  
 2/19 W 5-4 at Coastal Carolina  
 2/22 W 10-1 UNC Asheville  
 2/23 W 10-1 Seton Hall  
 2/24 L 5-9 Seton Hall  
 2/25 W 4-1 Seton Hall  
 2/27 L 2-9 Campbell  
 3/2 W 7-1 Richmond  
 3/3 W 3-1 Richmond  
 3/3 W 2-1 Richmond  
 3/4 W 7-0 at Campbell  
 3/8 W 8-5 Rider  
 3/9 L 8-9 Rider  
 3/10 W 8-7 Rider (14)  
 3/11 L 1-3 Butler  
 3/12 L 9-12 Coastal Carolina  
 3/13 W 10-6 Coastal Carolina  
 3/14 W 8-6 Northern Illinois  
 3/16 W 12-1 Ohio  
 3/17 W 6-4 Ohio  
 3/20 L 1-2 Florida State (7)  
 3/20 L 1-7 Florida State (7)  
 3/21 L 1-9 Florida State  
 3/23 L 0-15 at Virginia  
 3/24 W 5-4 at Virginia  
 3/25 L 7-9 at Virginia  
 3/29 L 2-8 at Wake Forest  
 3/30 W 4-0 at Wake Forest  
 3/31 W 17-3 at Wake Forest  
 4/3 L 3-12 at UNCG  
 4/5 W 7-3 Maryland  
 4/7 L 0-12 Maryland  
 4/7 L 6-11 Maryland (7)  
 4/9 L 4-8 VCU  
 4/10 W 8-6 Appalachian State  
 4/12 L 1-11 Clemson  
 4/13 L 5-7 Clemson  
 4/14 L 2-7 Clemson  
 4/16 L 2-4 at UNC Wilmington  
 4/19 W 12-6 at Georgia Tech  
 4/20 W 8-7 at Georgia Tech  
 4/21 W 12-11 at Georgia Tech  
 4/23 W 5-2 UNC Wilmington  
 4/24 W 19-5 UNC Greensboro  
 4/25 W 16-3 N.C. A&T  
 4/25 W 13-0 Radford  
 5/4 W 8-4 Winthrop  
 5/5 L 3-5 at Duke-2  
 5/6 W 7-6 at Duke  
 5/7 W 9-8 at Duke  
 5/10 W 3-2 N.C. State (12)  
 5/11 L 0-9 N.C. State  
 5/12 W 17-6 N.C. State

5/16 L 9-13 Georgia Tech-3  
 5/16 L 3-13 Duke-3  
 1-Olive Garden Baseball Classic, Orlando, Fla.  
 2-at Durham Bulls Athletic Park, Durham, N.C.  
 3-ACC Tournament, Durham, N.C.

## 1997 (29-31, 6-18 ACC)

**Coach:** Mike Roberts  
 2/15 L 11-14 at Coastal Carolina  
 2/16 W 10-8 at Coastal Carolina  
 2/19 W 9-1 at Campbell  
 2/21 L 4-11 Louisiana State-1  
 2/22 L 4-7 at Tulane-1  
 3/23 L 7-13 New Orleans-1  
 2/25 W 10-4 Campbell  
 3/1 L 7-9 Seton Hall  
 3/1 W 6-5 Seton Hall  
 3/2 W 8-5 Seton Hall (10)  
 3/2 W 10-3 Connecticut  
 3/3 L 6-7 Connecticut  
 3/5 W 9-4 at East Carolina  
 3/6 L 10-11 App. State (10)  
 3/8 L 8-11 Georgia Tech  
 3/9 L 7-10 Georgia Tech  
 3/10 L 8-9 Georgia Tech  
 3/11 W 18-7 Marshall  
 3/12 W 8-1 VCU  
 3/15 W 10-8 at Maryland  
 3/16 W 6-5 at Maryland (11)  
 3/16 L 2-4 at Maryland (7)  
 3/20 W 7-6 Towson State (9)  
 3/20 W 10-4 Towson State  
 3/21 W 6-3 Yale  
 3/22 W 10-3 Yale  
 3/22 W 19-10 Kent  
 3/23 W 2-1 Kent (10)  
 3/24 W 11-1 Kent  
 3/26 W 8-6 East Tenn. State  
 3/28 L 8-15 Duke  
 3/29 W 9-6 Duke  
 3/30 L 10-11 Duke (11)  
 4/4 L 8-9 at N.C. State  
 4/5 L 4-12 at N.C. State  
 4/6 L 6-8 at N.C. State  
 4/8 W 16-3 William & Mary  
 4/9 W 8-7 at UNC Wilmington  
 4/11 W 4-1 Wake Forest  
 4/13 L 1-8 Wake Forest  
 4/13 L 8-10 Wake Forest  
 4/15 L 2-8 UNC Wilmington  
 4/16 L 4-8 Radford  
 4/18 W 6-4 Virginia  
 4/19 L 2-13 Virginia  
 4/20 W 11-9 Virginia (12)  
 4/21 W 5-2 UNC Asheville  
 4/22 W 11-8 East Carolina  
 4/24 L 10-22 Coastal Carolina (7)  
 4/24 L 5-6 Coastal Carolina (7)  
 5/4 L 2-17 at Clemson  
 5/5 L 10-11 at Clemson  
 5/6 L 4-5 at Clemson  
 5/9 L 2-8 at Florida State  
 5/10 L 5-8 at Florida State  
 5/11 L 6-11 at Florida State  
 5/13 W 4-2 Maryland-2  
 5/14 L 6-7 Georgia Tech-2  
 5/15 W 4-3 Wake Forest-2  
 5/16 L 2-4 N.C. State-2  
 1-Winn-Dixie Showdown, New Orleans, La.  
 2-ACC Tournament, St. Petersburg, Fla.

## 1998 (42-23, 13-10 ACC)

**Coach:** Mike Roberts  
**NCAA Tournament Participants**  
 27 W 21-8 at Coastal Carolina (8)  
 2/13 L 0-10 Southern Cal-1  
 2/14 L 9-16 Southern Cal-1  
 2/15 L 2-10 Southern Cal-1  
 2/18 W 8-1 East Tenn. State  
 2/20 W 12-2 Seton Hall  
 2/21 L 3-6 Seton Hall  
 2/22 W 6-4 Seton Hall  
 2/24 W 10-3 William & Mary  
 2/25 W 8-3 at Campbell  
 2/27 W 6-1 George Mason  
 2/28 W 14-7 George Mason  
 3/1 W 6-5 George Mason  
 3/4 W 14-11 Appalachian State  
 3/6 W 10-0 Maryland  
 3/7 W 8-5 Maryland  
 3/9 W 20-6 Richmond  
 3/10 W 7-6 VCU  
 3/13 W 11-10 at Georgia Tech  
 3/14 L 4-11 at Georgia Tech  
 3/15 W 9-1 at Georgia Tech  
 3/17 W 6-4 Princeton

## 1982 Team Reunion



3/20 L 0-1 at Miami (10)  
 3/21 L 2-8 at Miami  
 3/22 L 2-4 at Miami  
 3/24 W 7-4 Towson  
 3/25 W 17-3 Towson  
 3/27 W 6-5 at Virginia  
 3/28 W 5-18 at Virginia  
 3/29 L 7-12 at Virginia  
 4/4 W 10-5 at Wake Forest  
 4/5 L 0-3 at Wake Forest  
 4/5 L 6-7 at Wake Forest  
 4/7 L 8-11 at UNC Wilmington  
 4/8 W 9-2 Elon  
 4/10 W 6-5 Florida State  
 4/11 L 4-20 Florida State  
 4/12 L 3-4 Florida State  
 4/13 L 6-7 N.C. State-2  
 4/15 W 5-2 The Citadel  
 4/17 W 9-5 at Duke  
 4/18 W 8-6 at Duke (10)  
 4/19 W 13-10 at Duke  
 4/21 W 7-2 Davidson  
 4/22 W 16-15 Campbell (11)  
 4/22 W 18-1 Campbell (5)  
 4/24 W 4-0 N.C. State  
 4/25 W 17-5 N.C. State  
 4/26 L 4-9 N.C. State  
 4/28 W 12-7 UNC Wilmington  
 4/29 W 9-8 Coastal Carolina  
 4/29 W 8-3 East Carolina  
 4/30 W 10-4 Coastal Carolina  
 5/9 W 12-9 Clemson  
 5/9 L 1-8 Clemson  
 5/10 L 6-7 Clemson  
 5/13 W 4-1 Clemson-3  
 5/14 W 3-0 Duke-3  
 5/15 L 11-13 Florida State-3 (10)  
 5/16 L 0-3 Wake Forest-3  
 5/21 L 2-6 Texas Tech-4  
 5/22 W 6-5 Miami-4  
 5/23 W 8-2 Florida Int'l-4  
 5/24 W 4-2 South Carolina-4  
 5/24 L 4-7 Miami-4  
 1-Homestead, Fla.  
 2-Durham Bulls Athletic Park, Durham, N.C.  
 3-ACC Tournament, Durham, N.C.  
 4-NCAA Atlantic I Regional, Coral Gables, Fla.

## 1999 (41-18, 13-11 ACC)

**Coach:** Mike Fox  
**NCAA Tournament Participants**  
 2/12 W 8-3 East Carolina-1  
 2/13 W 8-0 VCU-1  
 2/14 W 8-5 at Citadel-1  
 2/19 W 11-3 Seton Hall  
 2/20 W 9-3 Seton Hall  
 2/21 W 15-1 Seton Hall  
 2/25 W 7-5 Winthrop  
 2/26 W 11-4 Temple  
 2/27 W 18-5 Temple  
 2/27 W 8-1 Temple  
 3/2 W 13-1 Liberty  
 3/4 W 6-5 Coastal Carolina  
 3/8 W 7-4 New Mexico-2  
 3/9 W 11-3 Navy-2  
 3/10 W 15-7 Portland-2  
 3/11 W 18-3 Pennsylvania-2  
 3/12 L 7-11 Fresno State-2  
 3/13 W 8-5 Fresno State-2  
 3/17 W 4-3 Appalachian State  
 3/19 L 7-9 Wake Forest  
 3/20 W 11-1 Wake Forest  
 3/21 W 9-3 Wake Forest  
 3/23 W 5-0 Towson

3/24 W 14-2 Towson  
 3/26 L 6-12 at Florida State  
 3/27 L 4-5 at Florida State (10)  
 3/28 L 4-9 at Florida State  
 3/30 W 8-5 Elon  
 3/31 W 11-6 Davidson  
 4/2 W 13-12 at N.C. State  
 4/3 L 7-8 at N.C. State  
 4/4 L 1-3 at N.C. State  
 4/6 W 10-3 VCU  
 4/9 L 1-2 at Maryland  
 4/10 W 4-2 at Maryland  
 4/10 W 17-5 at Maryland  
 4/13 W 7-3 at Campbell  
 4/14 W 7-2 UNC Charlotte  
 4/16 W 10-9 Virginia  
 4/17 W 3-2 Virginia  
 4/18 W 6-5 Virginia  
 4/20 L 4-10 at UNC Wilmington  
 4/21 W 7-6 Campbell  
 4/23 W 21-3 Duke  
 4/24 W 7-4 Duke  
 4/25 W 8-0 Duke  
 4/27 L 6-8 at East Carolina  
 5/8 W 7-6 Mount Olive  
 5/9 L 7-20 at Clemson  
 5/10 L 4-5 at Clemson  
 5/11 W 7-5 at Clemson  
 5/15 W 5-0 Georgia Tech  
 5/15 L 2-3 Georgia Tech  
 5/16 L 2-3 Georgia Tech  
 5/19 L 4-15 Georgia Tech-3  
 5/20 L 3-6 Maryland-3  
 5/28 W 8-5 Nevada-4  
 5/29 L 4-7 Stanford-4  
 5/29 L 1-5 Nevada-4  
 1-Winn-Dixie Shootout, Charleston, S.C.  
 2-Pepsi/Johnny Quik Classic, Fresno, Calif.  
 3-ACC Tournament, Durham, N.C.  
 4-NCAA Tournament (Palo Alto Regional) Palo Alto, Calif.

## 2000 (46-17, 12-12 ACC)

**Coach:** Mike Fox  
**NCAA Tournament Participants**  
 1/28 W 9-6 Central Florida-1  
 1/29 W 8-2 Rice-1  
 1/30 W 9-0 Miami (Fla.)-1  
 2/9 W 14-0 Elon  
 2/13 W 21-10 Penn State  
 2/13 W 3-2 Penn State (10)  
 2/18 W 17-13 at UCLA  
 2/19 W 6-4 at UCLA  
 2/20 W 12-11 at UCLA (6)  
 2/23 W 6-4 East Carolina  
 2/25 W 8-0 Seton Hall  
 2/26 W 15-8 Seton Hall  
 2/27 W 7-5 Seton Hall  
 3/1 W 8-4 VCU  
 3/4 W 4-3 West Virginia  
 3/5 W 6-0 West Virginia  
 3/7 W 11-8 Western Carolina  
 3/8 W 4-1 Western Carolina  
 3/11 W 9-0 Richmond  
 3/12 W 2-1 Richmond  
 3/14 W 10-0 Pace  
 3/17 L 4-5 at Georgia Tech  
 3/18 L 3-16 at Georgia Tech  
 3/19 L 7-8 at Georgia Tech  
 3/21 L 8-9 Towson  
 3/22 W 25-2 Towson  
 3/24 L 11-14 NC State  
 3/25 W 5-2 NC State

3/26 W 4-1 NC State  
 3/28 W 10-3 Coastal Carolina  
 3/31 W 6-0 Clemson  
 4/1 L 2-10 Clemson  
 4/2 W 5-2 Clemson  
 4/5 W 11-5 Davidson  
 4/7 L 7-9 at Wake Forest  
 4/8 L 8-9 at Wake Forest  
 4/9 L 3-4 at Wake Forest  
 4/11 W 6-1 UNC Wilmington  
 4/12 W 14-10 at UNC Charlotte  
 4/14 W 8-2 Maryland  
 4/15 W 13-11 Maryland  
 4/16 W 23-8 Maryland  
 4/18 W 8-2 at East Carolina  
 4/19 W 8-4 UNC Charlotte  
 4/21 L 5-6 at Virginia  
 4/22 W 5-4 at Virginia  
 4/23 L 6-10 at Virginia  
 4/27 W 16-1 at Duke  
 4/29 W 5-3 at Duke (10)  
 4/29 W 10-6 at Duke  
 5/2 W 4-3 UNC Greensboro  
 5/3 W 14-3 Winthrop  
 5/4 W 7-6 at Liberty  
 5/12 L 2-6 Florida State (13)  
 5/13 W 6-5 Florida State  
 5/14 L 2-4 Florida State  
 5/17 L 7-8 Wake Forest (13)-2  
 5/18 W 13-7 Duke-2  
 5/19 L 1-4 Florida State-2  
 5/26 W 14-5 Penn State-3  
 5/27 W 9-3 Rutgers-3  
 5/28 L 5-6 Penn State-3  
 5/28 L 3-10 Penn State-3  
 1-Disney Blast, Buena Vista, Fla.  
 2-ACC Tournament, Fort Mill, S.C.  
 3-NCAA Tournament, Regional at Upper Montclair, N.J.

## 2001 (31-26, 9-15 ACC)

**Coach:** Mike Fox  
 2/10 W 23-9 James Madison  
 2/11 W 7-6 James Madison  
 2/13 W 9-4 Coastal Carolina  
 2/14 W 8-0 William & Mary  
 2/16 L 1-13 at S. Alabama (7)  
 2/17 L 1-11 Auburn-1 (7)  
 2/18 W 7-6 Minnesota-1  
 2/21 W 10-6 High Point  
 2/23 W 7-6 Seton Hall  
 2/24 W 3-0 Seton Hall  
 2/25 W 8-7 Seton Hall  
 2/27 W 3-2 Davidson  
 3/2 W 7-2 UCLA (11)  
 3/2 L 2-12 UCLA  
 3/7 W 9-7 Appalachian State  
 3/9 W 9-3 Lemoine  
 3/10 W 10-6 Lemoine  
 3/11 L 7-12 Lemoine  
 3/13 W 12-9 at Coastal Carolina  
 3/16 L 5-12 Wake Forest  
 3/17 L 7-12 Wake Forest  
 3/18 L 3-11 Wake Forest  
 3/21 W 7-6 Towson (10)  
 3/21 L 0-4 Towson (7)  
 3/23 L 0-3 at Florida State  
 3/24 L 6-12 at Florida State  
 3/25 L 7-8 at Florida State  
 3/27 W 5-4 Elon  
 3/28 L 2-3 Winthrop-2  
 3/30 L 9-16 at NC State  
 4/2 W 16-7 at NC State  
 4/2 W 8-7 at NC State  
 4/4 L 2-10 at VCU  
 4/6 L 7-12 at Maryland

## 2006 College World Series Runner-Up



4/7 L 12-15 at Maryland  
 4/8 W 16-9 at Maryland  
 4/10 L 9-10 at UNCG  
 4/11 W 4-1 Charlotte  
 4/13 W 10-6 Virginia  
 4/14 W 7-6 Virginia  
 4/15 L 2-5 Virginia  
 4/17 W 6-3 East Carolina  
 4/20 W 10-7 Duke  
 4/21 L 7-9 Duke  
 4/22 L 0-4 Duke  
 4/24 L 5-11 UNC Wilmington  
 4/25 W 10-3 UNC Greensboro  
 4/27 L 3-6 at Clemson  
 4/28 L 9-10 at Clemson (10)  
 4/29 W 4-0 at Clemson  
 5/1 W 13-4 Liberty  
 5/2 W 3-2 at UNC Wilmington  
 5/11 W 10-5 Georgia Tech  
 5/12 L 5-19 Georgia Tech  
 5/13 W 11-10 Georgia Tech  
 5/16 L 8-11 Wake Forest-3  
 5/17 L 6-7 Clemson-3  
 1-Coca-Cola Classic, Mobile, Ala.  
 2-Knights Stadium, Fort Mill, S.C.  
 3-ACC Tournament, Fort Mill, S.C.

4/28 W 5-4 Miami  
 4/29 W 7-0 Elon  
 4/30 W 10-1 East Carolina  
 5/1 W 7-3 Appalachian State  
 5/11 W 8-3 at Duke  
 5/12 W 19-10 at Duke  
 5/13 W 18-9 at Duke  
 5/17 L 4-7 at Georgia Tech  
 5/18 L 9-12 at Georgia Tech  
 5/19 W 6-1 at Georgia Tech  
 5/22 W 11-10 Virginia-2  
 5/23 L 7-9 Wake Forest (11)-2  
 5/24 L 8-10 Georgia Tech-2  
 5/31 W 5-0 James Madison-3  
 6/1 L 6-9 at South Carolina-3  
 6/1 W 9-7 James Madison-3  
 6/2 W 8-4 at South Carolina-3  
 6/2 L 1-3 at South Carolina-3  
 1- Diamond Classic, Savannah, Ga.  
 2- ACC Tourn., St. Petersburg, Fla.  
 3- NCAA Regional, Columbia, S.C.

5/12 L 2-5 at Clemson  
 5/14 W 8-7 at UNC Wilmington  
 5/16 L 4-6 Virginia  
 5/16 W 4-3 Virginia  
 5/17 L 5-7 Virginia  
 5/22 W 10-2 Clemson-2  
 5/23 W 3-2 Florida State-2  
 5/24 L 6-7 NC State-2  
 5/25 L 6-10 Georgia Tech-2  
 5/30 W 4-3 Missouri-3  
 5/31 W 10-5 Mississippi State-3  
 6/1 W 8-6 Mississippi State-3  
 6/6 L 4-5 South Carolina-4  
 6/7 L 4-14 South Carolina-4  
 1-Broadway at the Beach  
 Tournament, Myrtle Beach, S.C.  
 2-ACC Tournament, Salem, Va.  
 3-NCAA Regional, Starkville, Miss.  
 4-NCAA Super Regional, Columbia, S.C.

### 2003 (42-23, 13-11 ACC)

Coach: Mike Fox

#### NCAA Tournament Participants

2/20 W 19-8 Delaware State  
 2/21 W 18-2 Seton Hall  
 2/23 W 6-1 Seton Hall  
 2/23 W 7-6 Seton Hall  
 2/25 W 10-6 Appalachian State  
 2/28 L 1-3 Michigan State-1  
 3/1 L 5-6 St. John's-1  
 3/4 W 8-2 LeMoyné  
 3/5 W 13-1 Davidson  
 3/7 L 7-8 Auburn  
 3/8 L 3-7 Auburn  
 3/9 L 5-13 Auburn  
 3/10 W 12-0 Ball State  
 3/11 W 9-5 Ball State  
 3/12 W 10-4 Liberty  
 3/14 W 9-2 Monmouth  
 3/15 W 5-4 Monmouth  
 3/15 W 14-5 Monmouth  
 3/18 L 3-8 Princeton  
 3/19 W 24-12 Princeton  
 3/21 L 1-6 Wake Forest  
 3/22 W 12-5 Wake Forest  
 3/23 W 12-3 Wake Forest  
 3/25 W 9-4 Towson  
 3/26 W 15-1 Towson  
 3/28 L 4-8 at Florida State  
 3/29 W 8-4 at Florida State  
 3/30 L 1-2 at Florida State  
 4/1 W 9-7 Charlotte  
 4/2 W 6-1 Coastal Carolina  
 4/4 L 6-10 Georgia Tech  
 4/5 W 7-3 Georgia Tech  
 4/6 L 5-12 Georgia Tech  
 4/8 W 22-5 High Point  
 4/12 W 9-2 at Maryland  
 4/12 W 15-2 at Maryland  
 4/13 W 4-0 at Maryland  
 4/15 W 7-6 VCU  
 4/16 W 8-4 at East Carolina  
 4/19 W 5-3 Duke  
 4/19 W 11-5 Duke  
 4/20 W 11-5 Duke  
 4/22 L 4-5 Elon (12)  
 4/23 W 7-6 East Carolina  
 4/25 L 2-3 at NC State  
 4/26 L 6-8 at NC State  
 4/27 W 12-6 at NC State  
 5/2 L 0-5 UNC Wilmington  
 5/8 W 10-0 Richmond  
 5/10 W 9-4 at Clemson  
 5/11 L 4-5 at Clemson (10)

### 2004 (43-21, 14-10 ACC)

Coach: Mike Fox

#### NCAA Tournament Participants

2/20 W 4-3 Seton Hall (11)  
 2/21 W 5-2 Seton Hall  
 2/22 W 11-6 Seton Hall  
 2/25 W 5-1 Gardner-Webb  
 2/27 L 2-8 at Rice-1  
 2/28 L 2-6 NW State-1  
 2/29 L 4-10 Nebraska-1  
 3/2 W 8-5 Appalachian State  
 3/5 W 15-3 St. Francis (N.Y.)  
 3/6 W 22-5 St. Francis (N.Y.)  
 3/7 W 5-0 St. Francis (N.Y.)  
 3/9 W 6-0 UNC Asheville  
 3/10 W 9-7 High Point (10)  
 3/12 W 1-0 California  
 3/13 W 4-0 California  
 3/14 L 4-12 California  
 3/16 W 14-8 Princeton  
 3/17 W 12-2 Princeton  
 3/19 W 5-3 at Virginia (11)  
 3/20 W 8-4 at Virginia  
 3/21 L 2-6 at Virginia  
 3/23 W 14-1 Towson  
 3/24 W 7-4 Towson  
 3/26 W 10-4 Florida State  
 3/27 L 6-10 Florida State  
 3/28 W 12-6 Florida State  
 4/2 W 9-7 at Wake Forest  
 4/3 W 7-3 at Wake Forest  
 4/4 W 11-3 at Wake Forest  
 4/7 W 12-5 Charlotte  
 4/9 W 9-7 at Georgia Tech  
 4/10 L 4-8 at Georgia Tech  
 4/11 L 8-13 at Georgia Tech  
 4/14 W 8-5 at Charlotte  
 4/16 L 1-2 Clemson  
 4/17 W 4-0 Clemson  
 4/18 L 2-4 Clemson  
 4/20 W 3-2 Elon  
 4/21 W 10-3 UNC Greensboro  
 4/23 W 11-6 at Duke  
 4/24 L 2-4 at Duke  
 4/25 W 14-2 at Duke  
 5/5 W 10-5 at UNC Greensboro  
 5/7 W 11-9 Maryland  
 5/8 W 7-1 Maryland  
 5/9 L 3-1 Maryland (11)  
 5/11 L 4-9 South Carolina-2  
 5/12 L 6-8 VCU (10)  
 5/14 W 4-1 at Miami  
 5/15 L 3-4 at Miami  
 5/16 W 2-0 at Miami  
 5/18 W 10-1 Davidson

5/20 L 1-7 NC State  
 5/21 L 2-10 NC State  
 5/22 W 5-4 NC State  
 5/26 L 6-7 Clemson-3  
 5/27 W 14-0 Maryland-3  
 5/28 W 20-2 Duke-3  
 5/28 W 6-5 Clemson-3  
 5/29 L 7-8 Florida State-3 (11)  
 6/4 W 6-5 Coastal Carolina-4  
 6/5 L 2-5 at South Carolina-4  
 6/5 W 6-3 The Citadel-4  
 6/6 L 6-7 at South Carolina-4  
 1-Crowne Plaza/Rice Invitational, Houston  
 2-Knights Stadium, Fort Mill, S.C.  
 3-ACC Tournament, Salem, Va.  
 4-NCAA Regional, Columbia, S.C.

### 2005 (41-19-1, 17-10-1 ACC)

Coach: Mike Fox

#### NCAA Tournament Participants

2/16 W 5-0 Appalachian State  
 2/18 W 17-0 Seton Hall  
 2/19 W 5-0 Seton Hall  
 2/20 W 5-2 Seton Hall  
 2/22 W 5-3 UNC Wilmington  
 2/25 W 6-3 Birmingham So.  
 2/26 W 3-2 Birmingham So.  
 2/27 W 6-1 Birmingham So.  
 3/2 W 6-5 Gardner-Webb  
 3/4 L 3-4 Arizona St.-1 (11)  
 3/5 L 1-2 Ohio State-1  
 3/6 L 0-1 Michigan-1  
 3/9 W 12-7 Coll. of Charleston  
 3/11 W 17-3 at Virginia Tech  
 3/14 W 11-4 Princeton  
 3/15 W 12-3 Princeton  
 3/15 W 6-5 Princeton  
 3/18 W 2-1 at Clemson  
 3/19 L 1-9 at Clemson  
 3/20 L 3-7 at Clemson  
 3/22 W 6-4 Towson  
 3/23 W 6-0 Towson  
 3/25 W 2-1 Wake Forest  
 3/26 W 9-1 Wake Forest  
 3/26 W 14-5 Wake Forest  
 3/29 W 15-5 Winthrop  
 4/1 W 8-7 Virginia (14)  
 4/2 W 10-5 Virginia  
 4/3 W 3-2 Virginia (11)  
 4/6 L 3-10 Elon  
 4/8 W 10-0 at Maryland  
 4/9 W 5-3 at Maryland  
 4/10 W 3-2 at Maryland  
 4/12 W 4-0 Davidson  
 4/15 L 7-17 Miami  
 4/16 L 9-18 Miami  
 4/17 T 7-7 Miami (10)  
 4/19 W 18-6 at East Carolina  
 4/20 W 3-2 VCU  
 4/22 W 10-1 Duke  
 4/23 W 5-2 Duke  
 4/24 W 7-0 Duke  
 4/26 W 11-8 at UNC Wilmington  
 4/27 W 10-9 High Point  
 4/29 L 5-6 at NC State  
 4/30 W 6-3 at NC State (12)  
 5/1 L 7-8 at NC State (10)  
 5/10 W 13-5 Winthrop  
 5/11 L 5-14 Coastal Carolina  
 5/13 L 4-9 at Florida State  
 5/14 L 5-6 at Florida State  
 5/15 L 6-7 at Florida State (11)  
 5/17 W 8-5 East Carolina  
 5/19 W 5-4 Georgia Tech  
 5/20 W 7-6 Georgia Tech  
 5/21 L 1-8 Georgia Tech  
 5/25 L 2-3 Florida State-2 (12)  
 5/26 L 1-2 Wake Forest-2  
 6/3 W 5-1 Notre Dame-3  
 6/4 L 2-5 at Florida-3  
 6/5 L 0-3 Notre Dame-3  
 1 - Keith LeClair Classic, Greenville, N.C.  
 2 - ACC Tournament Jacksonville, Fla.  
 3 - NCAA Regional, Gainesville, Fla.

3/3 L 4-5 Purdue  
 3/4 W 5-2 Purdue  
 3/5 W 7-3 Purdue  
 3/8 W 6-4 Appalachian State  
 3/10 L 5-6 at Wake Forest  
 3/11 W 3-0 at Wake Forest  
 3/12 W 5-1 at Wake Forest  
 3/14 W 9-5 George Mason  
 3/15 W 7-4 George Mason  
 3/17 L 8-15 Maryland  
 3/18 W 11-7 Maryland  
 3/19 W 10-3 Maryland  
 3/21 W 11-2 Towson  
 3/22 W 11-3 Towson  
 3/24 W 2-0 at Georgia Tech  
 3/25 L 1-11 at Georgia Tech  
 3/26 L 2-3 at Georgia Tech  
 3/28 W 3-1 Charlotte  
 3/31 W 4-0 Florida State  
 4/1 W 4-5 Florida State  
 4/2 L 5-6 Florida State  
 4/4 W 9-1 Elon  
 4/5 W 23-7 Davidson  
 4/7 W 8-7 at Miami  
 4/8 L 7-9 at Miami  
 4/9 W 9-6 at Miami  
 4/12 W 14-6 at Charlotte  
 4/14 W 9-4 Virginia Tech  
 4/15 W 3-1 Virginia Tech  
 4/16 W 12-4 Virginia Tech  
 4/18 L 6-7 at UNC Greensboro  
 4/21 W 7-3 NC State  
 4/22 W 3-2 NC State (14)  
 4/23 W 4-0 NC State  
 4/25 W 6-3 VCU  
 4/26 W 7-3 High Point  
 4/28 W 8-4 Duke  
 4/29 W 8-2 at Duke  
 4/30 W 7-1 at Duke  
 5/9 W 6-3 Campbell  
 5/10 L 8-12 Winthrop (11)  
 5/12 L 1-4 at Virginia  
 5/13 W 5-0 at Virginia  
 5/14 L 2-9 at Virginia  
 5/16 W 7-0 UNC Greensboro  
 5/18 W 7-1 Boston College  
 5/19 W 5-2 Boston College  
 5/20 W 5-1 Boston College  
 5/24 L 3-9 NC State-1  
 5/25 L 6-7 Florida State-1  
 6/2 W 15-7 Maine-2  
 6/3 W 14-4 Winthrop-2  
 6/4 W 14-2 Winthrop-2  
 6/9 W 11-5 at Alabama-3  
 6/10 W 8-7 at Alabama-3  
 6/16 W 7-5 CS Fullerton-4 (13)  
 6/18 W 2-0 Clemson-4  
 6/21 W 6-5 CS Fullerton-4  
 6/24 W 4-3 Oregon State-4  
 6/25 L 7-11 Oregon State-4  
 6/26 L 2-3 Oregon State-4  
 1-ACC Tournament, Jacksonville, Fla.  
 2-NCAA Regional, Chapel Hill, N.C.  
 3-NCAA Super Regional, Tuscaloosa, Ala.  
 4-College World Series, Omaha, Neb.

Results prior to 1910 have been compiled through a number of sources, including the Yackety Yak, the Daily Tar Heel and the Southern Conference. Anyone with knowledge of historical records, please contact Terry Roberts with UNC Athletics at (919) 962-2123.

### 2006 (54-15, 22-8 ACC)

Coach: Mike Fox

#### ACC Coastal Division Champions

#### NCAA College World Series

2/17 W 8-3 Seton Hall  
 2/19 W 9-7 Seton Hall  
 2/19 W 21-2 Seton Hall  
 2/21 W 15-0 Coastal Carolina  
 2/24 W 11-7 Geo. Washington  
 2/25 W 6-5 Geo. Wash. (11)  
 2/26 W 14-0 Geo. Washington  
 3/1 W 11-8 Gardner-Webb